



Full wwPDB X-ray Structure Validation Report ⓘ

Jan 31, 2016 – 06:17 PM GMT

PDB ID : 13PK
Title : TERNARY COMPLEX OF PHOSPHOGLYCERATE KINASE FROM TRY-
PANOSOMA BRUCEI
Authors : Bernstein, B.E.; Michels, P.A.M.; Hol, W.G.J.
Deposited on : 1996-11-23
Resolution : 2.50 Å(reported)

This is a Full wwPDB X-ray Structure Validation Report for a publicly released PDB entry.
We welcome your comments at validation@mail.wwpdb.org
A user guide is available at
<http://wwpdb.org/validation/2016/XrayValidationReportHelp>
with specific help available everywhere you see the ⓘ symbol.

The following versions of software and data (see [references ⓘ](#)) were used in the production of this report:

MolProbity : 4.02b-467
Mogul : 1.7 (RC4), CSD as536be (2015)
Xtriage (Phenix) : **NOT EXECUTED**
EDS : **NOT EXECUTED**
Percentile statistics : 20151230.v01 (using entries in the PDB archive December 30th 2015)
Ideal geometry (proteins) : Engh & Huber (2001)
Ideal geometry (DNA, RNA) : Parkinson et al. (1996)
Validation Pipeline (wwPDB-VP) : trunk26865

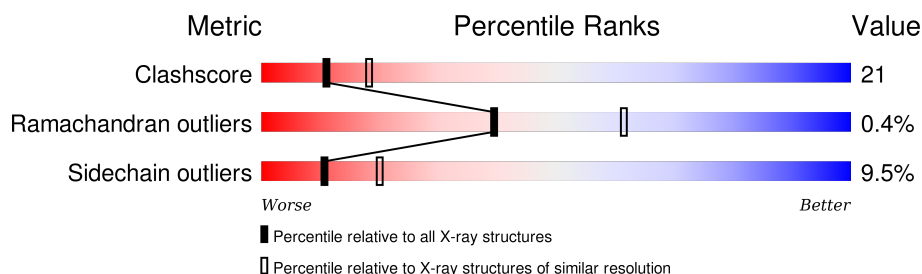
1 Overall quality at a glance

The following experimental techniques were used to determine the structure:

X-RAY DIFFRACTION

The reported resolution of this entry is 2.50 Å.

Percentile scores (ranging between 0-100) for global validation metrics of the entry are shown in the following graphic. The table shows the number of entries on which the scores are based.



Metric	Whole archive (#Entries)	Similar resolution (#Entries, resolution range(Å))
Clashscore	102246	4242 (2.50-2.50)
Ramachandran outliers	100387	4156 (2.50-2.50)
Sidechain outliers	100360	4158 (2.50-2.50)

The table below summarises the geometric issues observed across the polymeric chains and their fit to the electron density. The red, orange, yellow and green segments on the lower bar indicate the fraction of residues that contain outliers for ≥ 3 , 2, 1 and 0 types of geometric quality criteria. A grey segment represents the fraction of residues that are not modelled. The numeric value for each fraction is indicated below the corresponding segment, with a dot representing fractions $\leq 5\%$. The upper red bar (where present) indicates the fraction of residues that have poor fit to the electron density. The numeric value is given above the bar.

Note EDS was not executed.

Mol	Chain	Length	Quality of chain
1	A	415	
1	B	415	
1	C	415	
1	D	415	

The following table lists non-polymeric compounds, carbohydrate monomers and non-standard residues in protein, DNA, RNA chains that are outliers for geometric or electron-density-fit criteria:

Mol	Type	Chain	Res	Chirality	Geometry	Clashes	Electron density
3	PO4	C	624	-	-	X	-
3	PO4	D	625	-	-	X	-

2 Entry composition

There are 6 unique types of molecules in this entry. The entry contains 13271 atoms, of which 0 are hydrogens and 0 are deuteriums.

In the tables below, the ZeroOcc column contains the number of atoms modelled with zero occupancy, the AltConf column contains the number of residues with at least one atom in alternate conformation and the Trace column contains the number of residues modelled with at most 2 atoms.

- Molecule 1 is a protein called 3-PHOSPHOGLYCERATE KINASE.

Mol	Chain	Residues	Atoms					ZeroOcc	AltConf	Trace
1	A	415	Total	C	N	O	S	0	0	0
			3127	1981	542	584	20			
1	B	415	Total	C	N	O	S	0	0	0
			3127	1981	542	584	20			
1	C	415	Total	C	N	O	S	0	0	0
			3127	1981	542	584	20			
1	D	415	Total	C	N	O	S	0	0	0
			3127	1981	542	584	20			

There are 8 discrepancies between the modelled and reference sequences:

Chain	Residue	Modelled	Actual	Comment	Reference
A	98	ARG	ALA	CONFLICT	UNP P07378
A	418	ASP	GLU	CONFLICT	UNP P07378
B	98	ARG	ALA	CONFLICT	UNP P07378
B	418	ASP	GLU	CONFLICT	UNP P07378
C	98	ARG	ALA	CONFLICT	UNP P07378
C	418	ASP	GLU	CONFLICT	UNP P07378
D	98	ARG	ALA	CONFLICT	UNP P07378
D	418	ASP	GLU	CONFLICT	UNP P07378

- Molecule 2 is MAGNESIUM ION (three-letter code: MG) (formula: Mg).

Mol	Chain	Residues	Atoms		ZeroOcc	AltConf
2	B	1	Total	Mg	0	0
			1	1		
2	A	1	Total	Mg	0	0
			1	1		
2	D	1	Total	Mg	0	0
			1	1		
2	C	1	Total	Mg	0	0
			1	1		

- Molecule 3 is PHOSPHATE ION (three-letter code: PO4) (formula: O_4P).



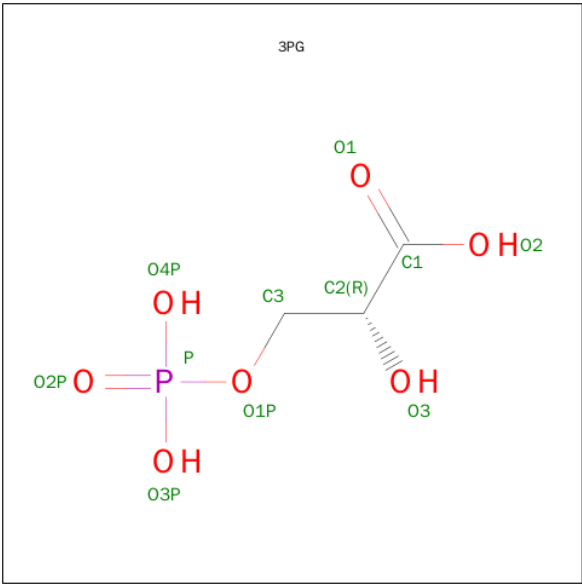
Mol	Chain	Residues	Atoms			ZeroOcc	AltConf
3	C	1	Total	O	P	0	0
			5	4	1		
3	D	1	Total	O	P	0	0
			5	4	1		
3	A	1	Total	O	P	0	0
			5	4	1		
3	C	1	Total	O	P	0	0
			5	4	1		
3	C	1	Total	O	P	0	0
			5	4	1		
3	A	1	Total	O	P	0	0
			5	4	1		

- Molecule 4 is ADENOSINE-5'-DIPHOSPHATE (three-letter code: ADP) (formula: $C_{10}H_{15}N_5O_{10}P_2$).



Mol	Chain	Residues	Atoms					ZeroOcc	AltConf
4	A	1	Total	C	N	O	P	0	0
			27	10	5	10	2		
4	B	1	Total	C	N	O	P	0	0
			27	10	5	10	2		
4	C	1	Total	C	N	O	P	0	0
			27	10	5	10	2		
4	D	1	Total	C	N	O	P	0	0
			27	10	5	10	2		

- Molecule 5 is 3-PHOSPHOGLYCERIC ACID (three-letter code: 3PG) (formula: C₃H₇O₇P).



Mol	Chain	Residues	Atoms				ZeroOcc	AltConf
5	A	1	Total	C	O	P	0	0
			11	3	7	1		
5	B	1	Total	C	O	P	0	0
			11	3	7	1		

- Molecule 6 is water.

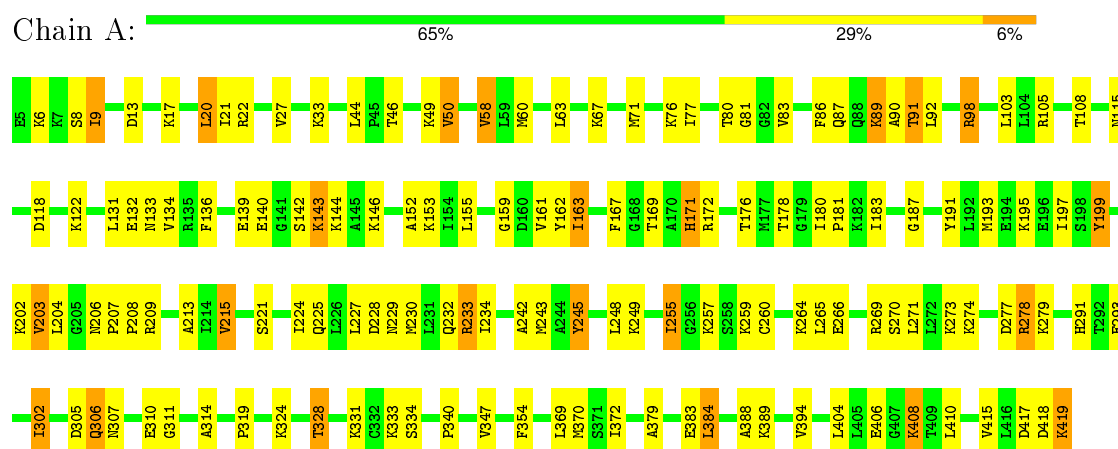
Mol	Chain	Residues	Atoms		ZeroOcc	AltConf
6	A	179	Total	O	0	0
			179	179		
6	B	164	Total	O	0	0
			164	164		
6	C	109	Total	O	0	0
			109	109		
6	D	147	Total	O	0	0
			147	147		

3 Residue-property plots

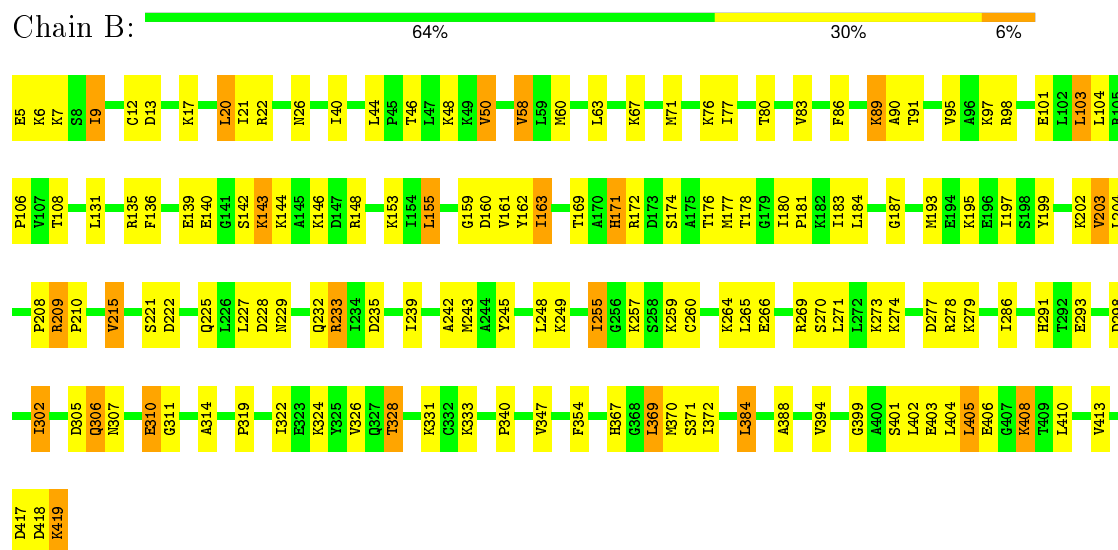
These plots are drawn for all protein, RNA and DNA chains in the entry. The first graphic for a chain summarises the proportions of errors displayed in the second graphic. The second graphic shows the sequence view annotated by issues in geometry and electron density. Residues are color-coded according to the number of geometric quality criteria for which they contain at least one outlier: green = 0, yellow = 1, orange = 2 and red = 3 or more. A red dot above a residue indicates a poor fit to the electron density ($RSRZ > 2$). Stretches of 2 or more consecutive residues without any outlier are shown as a green connector. Residues present in the sample, but not in the model, are shown in grey.

Note EDS was not executed.

• Molecule 1: 3-PHOSPHOGLYCERATE KINASE

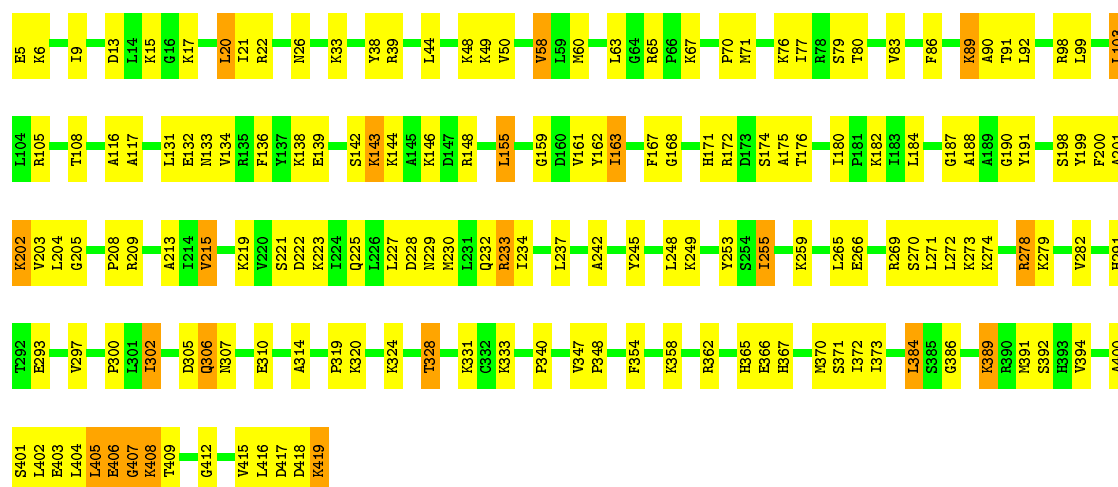


• Molecule 1: 3-PHOSPHOGLYCERATE KINASE

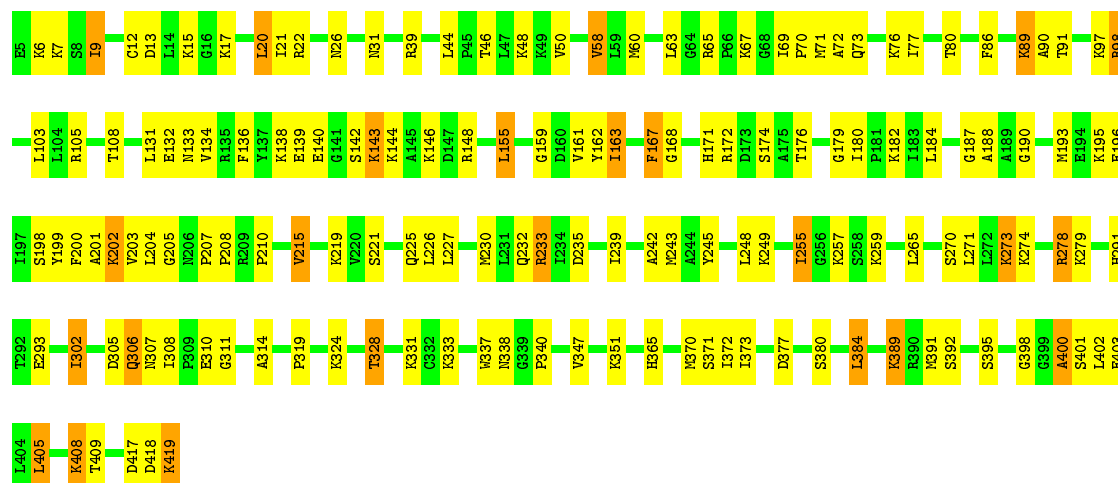


• Molecule 1: 3-PHOSPHOGLYCERATE KINASE





● Molecule 1: 3-PHOSPHOGLYCERATE KINASE



4 Data and refinement statistics

Xtriage (Phenix) and EDS were not executed - this section will therefore be incomplete.

Property	Value	Source
Space group	P 21 21 21	Depositor
Cell constants a, b, c, α , β , γ	113.21Å 115.96Å 171.33Å 90.00° 90.00° 90.00°	Depositor
Resolution (Å)	8.00 – 2.50	Depositor
% Data completeness (in resolution range)	98.5 (8.00-2.50)	Depositor
R_{merge}	(Not available)	Depositor
R_{sym}	0.06	Depositor
Refinement program	X-PLOR 3.8	Depositor
R, R_{free}	0.221 , 0.291	Depositor
Estimated twinning fraction	No twinning to report.	Xtriage
Total number of atoms	13271	wwPDB-VP
Average B, all atoms (Å ²)	47.0	wwPDB-VP

5 Model quality [i](#)

5.1 Standard geometry [i](#)

Bond lengths and bond angles in the following residue types are not validated in this section: PO4, MG, ADP, 3PG

The Z score for a bond length (or angle) is the number of standard deviations the observed value is removed from the expected value. A bond length (or angle) with $|Z| > 5$ is considered an outlier worth inspection. RMSZ is the root-mean-square of all Z scores of the bond lengths (or angles).

Mol	Chain	Bond lengths		Bond angles	
		RMSZ	# Z >5	RMSZ	# Z >5
1	A	0.57	0/3178	0.75	1/4273 (0.0%)
1	B	0.57	0/3178	0.73	0/4273
1	C	0.53	0/3178	0.72	2/4273 (0.0%)
1	D	0.55	0/3178	0.73	3/4273 (0.1%)
All	All	0.56	0/12712	0.73	6/17092 (0.0%)

Chiral center outliers are detected by calculating the chiral volume of a chiral center and verifying if the center is modelled as a planar moiety or with the opposite hand. A planarity outlier is detected by checking planarity of atoms in a peptide group, atoms in a mainchain group or atoms of a sidechain that are expected to be planar.

Mol	Chain	#Chirality outliers	#Planarity outliers
1	A	0	2

There are no bond length outliers.

All (6) bond angle outliers are listed below:

Mol	Chain	Res	Type	Atoms	Z	Observed(°)	Ideal(°)
1	A	167	PHE	N-CA-C	-6.08	94.59	111.00
1	C	205	GLY	N-CA-C	-5.82	98.55	113.10
1	D	205	GLY	N-CA-C	-5.38	99.66	113.10
1	D	400	ALA	N-CA-C	-5.29	96.72	111.00
1	D	167	PHE	N-CA-C	-5.19	96.99	111.00
1	C	167	PHE	N-CA-C	-5.12	97.17	111.00

There are no chirality outliers.

All (2) planarity outliers are listed below:

Mol	Chain	Res	Type	Group
1	A	199	TYR	Sidechain
1	A	245	TYR	Sidechain

5.2 Too-close contacts

In the following table, the Non-H and H(model) columns list the number of non-hydrogen atoms and hydrogen atoms in the chain respectively. The H(added) column lists the number of hydrogen atoms added and optimized by MolProbity. The Clashes column lists the number of clashes within the asymmetric unit, whereas Symm-Clashes lists symmetry related clashes.

Mol	Chain	Non-H	H(model)	H(added)	Clashes	Symm-Clashes
1	A	3127	0	3248	133	26
1	B	3127	0	3248	142	14
1	C	3127	0	3248	153	3
1	D	3127	0	3248	134	4
2	A	1	0	0	0	0
2	B	1	0	0	0	0
2	C	1	0	0	0	0
2	D	1	0	0	0	0
3	A	10	0	0	1	0
3	C	15	0	0	3	0
3	D	5	0	0	2	0
4	A	27	0	12	1	0
4	B	27	0	12	1	0
4	C	27	0	12	1	0
4	D	27	0	12	2	0
5	A	11	0	4	0	0
5	B	11	0	4	2	0
6	A	179	0	0	16	4
6	B	164	0	0	17	16
6	C	109	0	0	14	1
6	D	147	0	0	13	0
All	All	13271	0	13048	537	35

The all-atom clashscore is defined as the number of clashes found per 1000 atoms (including hydrogen atoms). The all-atom clashscore for this structure is 21.

All (537) close contacts within the same asymmetric unit are listed below, sorted by their clash magnitude.

Atom-1	Atom-2	Interatomic distance (Å)	Clash overlap (Å)
1:B:6:LYS:HA	1:B:418:ASP:HA	1.44	0.99

Continued on next page...

Continued from previous page...

Atom-1	Atom-2	Interatomic distance (Å)	Clash overlap (Å)
1:D:340:PRO:HD2	4:D:421:ADP:H5'2	1.48	0.92
1:A:91:THR:HG21	6:A:777:HOH:O	1.70	0.92
1:A:6:LYS:HA	1:A:418:ASP:HA	1.55	0.89
1:D:203:VAL:HG12	1:D:204:LEU:HD12	1.61	0.83
1:B:209:ARG:HH11	1:B:209:ARG:HG2	1.45	0.81
1:D:199:TYR:CE2	1:D:203:VAL:HG21	2.17	0.80
1:C:71:MET:SD	1:C:139:GLU:HG3	2.22	0.80
1:C:306:GLN:HE21	1:C:306:GLN:N	1.81	0.79
1:C:203:VAL:HG12	1:C:204:LEU:HD12	1.64	0.79
1:C:328:THR:HA	1:C:331:LYS:HE2	1.65	0.78
1:B:306:GLN:N	1:B:306:GLN:HE21	1.81	0.78
1:D:148:ARG:HD2	1:D:174:SER:HA	1.64	0.78
1:A:328:THR:HA	1:A:331:LYS:HE2	1.66	0.78
1:D:199:TYR:O	1:D:203:VAL:HB	1.83	0.77
1:B:328:THR:HA	1:B:331:LYS:HE2	1.67	0.77
1:C:306:GLN:H	1:C:306:GLN:HE21	1.32	0.77
1:C:116:ALA:HA	6:C:801:HOH:O	1.83	0.77
1:C:340:PRO:HD2	4:C:421:ADP:H5'2	1.65	0.77
1:A:71:MET:SD	1:A:139:GLU:HG3	2.24	0.76
1:A:6:LYS:NZ	1:A:418:ASP:HB3	2.00	0.76
1:D:328:THR:HA	1:D:331:LYS:HE2	1.67	0.75
1:C:199:TYR:CE2	1:C:203:VAL:HG21	2.22	0.75
1:C:117:ALA:HB3	6:C:724:HOH:O	1.86	0.75
1:C:403:GLU:HG2	1:C:408:LYS:HE2	1.69	0.74
1:C:233:ARG:HH11	1:C:233:ARG:HB3	1.52	0.73
1:B:229:ASN:HD22	1:B:406:GLU:HB2	1.53	0.73
1:B:306:GLN:HE21	1:B:306:GLN:H	1.33	0.73
1:C:60:MET:HG2	1:C:131:LEU:HD12	1.70	0.73
1:B:46:THR:CG2	1:B:163:ILE:HD11	2.19	0.73
1:A:229:ASN:HD22	1:A:406:GLU:HB2	1.54	0.72
1:B:404:LEU:CD1	1:B:410:LEU:HD21	2.19	0.72
1:C:408:LYS:O	1:C:408:LYS:HD3	1.89	0.72
1:D:306:GLN:N	1:D:306:GLN:HE21	1.88	0.71
1:A:340:PRO:HD2	4:A:421:ADP:H5'2	1.71	0.71
1:A:6:LYS:HD3	1:A:418:ASP:HA	1.72	0.71
1:A:208:PRO:HD2	1:A:334:SER:OG	1.91	0.70
1:A:264:LYS:HD3	6:A:868:HOH:O	1.92	0.70
1:B:71:MET:SD	1:B:139:GLU:HG3	2.31	0.70
1:D:227:LEU:HB2	1:D:271:LEU:HD11	1.74	0.69
1:C:171:HIS:CE1	1:C:172:ARG:HG3	2.27	0.69
1:B:104:LEU:HD23	6:B:568:HOH:O	1.92	0.69

Continued on next page...

Continued from previous page...

Atom-1	Atom-2	Interatomic distance (Å)	Clash overlap (Å)
1:D:302:ILE:HD13	1:D:319:PRO:HD2	1.74	0.68
1:C:20:LEU:HD12	1:C:58:VAL:HG13	1.76	0.68
1:B:13:ASP:O	1:B:17:LYS:HD2	1.94	0.68
1:A:232:GLN:CD	1:A:232:GLN:H	1.97	0.68
1:D:233:ARG:HB3	1:D:233:ARG:HH11	1.60	0.67
1:A:417:ASP:HB3	1:A:419:LYS:HD3	1.77	0.67
1:B:340:PRO:HD2	4:B:421:ADP:H5'2	1.76	0.67
1:D:232:GLN:CD	1:D:232:GLN:H	1.98	0.67
1:A:302:ILE:HD11	6:A:836:HOH:O	1.95	0.67
1:D:306:GLN:H	1:D:306:GLN:HE21	1.41	0.67
1:D:20:LEU:HD13	1:D:159:GLY:HA3	1.78	0.66
1:C:168:GLY:HA2	1:C:400:ALA:CB	2.24	0.66
1:A:233:ARG:HB3	1:A:233:ARG:HH11	1.60	0.66
1:B:60:MET:HG2	1:B:131:LEU:HD12	1.77	0.66
1:C:199:TYR:O	1:C:203:VAL:HB	1.96	0.66
1:D:69:ILE:HD11	6:D:645:HOH:O	1.95	0.66
1:D:200:PHE:HZ	1:D:395:SER:HB2	1.60	0.66
1:C:302:ILE:HD13	1:C:319:PRO:HD2	1.77	0.66
1:A:305:ASP:OD1	1:B:106:PRO:HG3	1.95	0.66
1:A:13:ASP:O	1:A:17:LYS:HD2	1.96	0.66
1:C:6:LYS:HA	1:C:418:ASP:HA	1.77	0.65
1:A:6:LYS:HD3	1:A:418:ASP:CA	2.26	0.65
1:B:20:LEU:HD12	1:B:58:VAL:HG13	1.78	0.65
1:C:76:LYS:H	1:C:76:LYS:HD2	1.62	0.65
1:B:233:ARG:HH11	1:B:233:ARG:HB3	1.61	0.65
1:A:46:THR:CG2	1:A:163:ILE:HD11	2.27	0.65
1:A:302:ILE:HD13	1:A:319:PRO:HD2	1.78	0.65
1:C:6:LYS:NZ	1:C:418:ASP:HB3	2.12	0.65
1:A:63:LEU:HD23	1:A:90:ALA:HA	1.79	0.65
1:B:232:GLN:CD	1:B:232:GLN:H	2.00	0.65
1:C:6:LYS:HZ3	1:C:418:ASP:HB3	1.63	0.64
1:A:203:VAL:HG13	1:A:370:MET:HE1	1.79	0.64
1:B:401:SER:HB2	6:B:567:HOH:O	1.97	0.64
1:B:229:ASN:HB2	1:B:406:GLU:HG3	1.80	0.64
1:B:46:THR:HG21	1:B:163:ILE:HD11	1.77	0.64
1:A:6:LYS:HZ3	1:A:418:ASP:HB3	1.61	0.64
1:A:306:GLN:N	1:A:306:GLN:HE21	1.95	0.64
1:A:347:VAL:HG23	1:D:105:ARG:NH2	2.13	0.64
1:A:20:LEU:HD13	1:A:159:GLY:HA3	1.80	0.63
1:D:7:LYS:HE2	1:D:12:CYS:SG	2.38	0.63
1:C:371:SER:O	1:C:392:SER:HB2	1.98	0.63

Continued on next page...

Continued from previous page...

Atom-1	Atom-2	Interatomic distance (Å)	Clash overlap (Å)
1:C:320:LYS:HE2	6:C:802:HOH:O	1.99	0.63
1:B:209:ARG:HG3	1:B:235:ASP:OD2	1.98	0.63
1:A:306:GLN:H	1:A:306:GLN:HE21	1.46	0.63
1:D:203:VAL:HG13	1:D:370:MET:SD	2.38	0.62
1:B:404:LEU:HD11	1:B:410:LEU:HD11	1.81	0.62
1:D:221:SER:O	1:D:225:GLN:HG3	2.00	0.62
1:B:302:ILE:HD13	1:B:319:PRO:HD2	1.80	0.62
1:D:203:VAL:HG13	1:D:370:MET:CE	2.29	0.61
1:B:227:LEU:HB2	1:B:271:LEU:HD11	1.82	0.61
1:A:419:LYS:N	1:A:419:LYS:HD2	2.15	0.61
1:B:63:LEU:HD23	1:B:90:ALA:HA	1.81	0.61
1:C:227:LEU:HB2	1:C:271:LEU:HD11	1.82	0.61
1:A:347:VAL:HG23	1:D:105:ARG:HH22	1.66	0.61
1:C:402:LEU:HA	1:C:405:LEU:HD22	1.83	0.61
1:C:13:ASP:O	1:C:17:LYS:HD2	2.01	0.61
1:B:221:SER:O	1:B:225:GLN:HG3	2.01	0.61
1:B:142:SER:HA	1:B:143:LYS:NZ	2.16	0.61
1:B:195:LYS:HE2	1:C:389:LYS:HE3	1.82	0.60
1:C:373:ILE:HD12	1:C:391:MET:HG3	1.83	0.60
1:D:249:LYS:HD3	1:D:265:LEU:HD11	1.83	0.60
1:A:142:SER:HA	1:A:143:LYS:NZ	2.16	0.60
1:B:419:LYS:N	1:B:419:LYS:HD2	2.16	0.60
1:D:371:SER:O	1:D:392:SER:HB2	2.02	0.60
1:A:46:THR:HG21	1:A:163:ILE:HD11	1.84	0.60
1:C:221:SER:O	1:C:225:GLN:HG3	2.02	0.60
1:D:71:MET:SD	1:D:139:GLU:HG3	2.42	0.60
1:C:232:GLN:CD	1:C:232:GLN:H	2.06	0.60
1:C:203:VAL:HG13	1:C:370:MET:CE	2.32	0.59
1:A:203:VAL:HG11	1:A:372:ILE:HD11	1.83	0.59
1:C:144:LYS:HD3	1:C:146:LYS:HE3	1.84	0.59
1:C:249:LYS:HD3	1:C:265:LEU:HD11	1.83	0.59
1:A:6:LYS:CE	1:A:418:ASP:HB3	2.31	0.59
1:A:208:PRO:HB2	1:A:333:LYS:HB3	1.83	0.59
1:B:26:ASN:HA	1:B:63:LEU:HD12	1.84	0.59
1:A:229:ASN:HB2	1:A:406:GLU:HG3	1.85	0.59
1:C:419:LYS:HD2	1:C:419:LYS:N	2.17	0.59
1:D:200:PHE:CZ	1:D:395:SER:HB2	2.38	0.59
1:D:144:LYS:HD3	1:D:146:LYS:HE3	1.85	0.59
1:D:20:LEU:HD12	1:D:58:VAL:HG13	1.84	0.59
1:C:245:TYR:HB2	1:C:259:LYS:O	2.02	0.58
1:C:272:LEU:HD11	6:C:766:HOH:O	2.02	0.58

Continued on next page...

Continued from previous page...

Atom-1	Atom-2	Interatomic distance (Å)	Clash overlap (Å)
1:D:365:HIS:HD2	6:D:662:HOH:O	1.85	0.58
1:D:63:LEU:HD23	1:D:90:ALA:HA	1.84	0.58
1:C:270:SER:O	1:C:274:LYS:HG3	2.03	0.58
1:B:264:LYS:HD3	6:B:531:HOH:O	2.03	0.58
1:B:76:LYS:HD2	1:B:76:LYS:H	1.68	0.58
1:A:221:SER:O	1:A:225:GLN:HG3	2.04	0.58
1:B:291:HIS:HD2	1:B:293:GLU:O	1.87	0.58
1:C:389:LYS:HD2	6:C:807:HOH:O	2.04	0.58
1:D:305:ASP:HB3	1:D:307:ASN:H	1.69	0.58
1:C:229:ASN:HB2	1:C:406:GLU:HG3	1.86	0.58
1:B:399:GLY:O	1:B:402:LEU:HB2	2.04	0.58
1:C:6:LYS:HD3	1:C:418:ASP:HA	1.84	0.57
1:C:291:HIS:HD2	1:C:293:GLU:O	1.86	0.57
1:B:209:ARG:HG2	1:B:209:ARG:NH1	2.17	0.57
1:C:404:LEU:HA	1:C:408:LYS:HD2	1.86	0.57
1:A:76:LYS:HD2	1:A:76:LYS:H	1.68	0.57
1:B:144:LYS:HD3	1:B:146:LYS:HE3	1.86	0.57
1:C:203:VAL:HG13	1:C:370:MET:SD	2.45	0.57
1:B:305:ASP:HB2	6:B:571:HOH:O	2.03	0.57
1:A:87:GLN:NE2	6:A:739:HOH:O	2.38	0.57
1:D:340:PRO:HD2	4:D:421:ADP:C5'	2.27	0.57
1:A:324:LYS:O	1:A:328:THR:HG22	2.05	0.57
1:C:142:SER:HA	1:C:143:LYS:NZ	2.20	0.57
1:D:401:SER:HB2	6:D:746:HOH:O	2.03	0.57
1:D:13:ASP:O	1:D:17:LYS:HD2	2.04	0.57
1:C:148:ARG:HD2	1:C:174:SER:HA	1.86	0.56
1:B:148:ARG:HD2	1:B:174:SER:HA	1.86	0.56
1:C:274:LYS:O	1:C:278:ARG:HG2	2.05	0.56
1:C:162:TYR:O	1:C:187:GLY:HA2	2.06	0.56
1:C:215:VAL:HG11	1:C:227:LEU:HD21	1.87	0.56
1:A:20:LEU:HD12	1:A:58:VAL:HG13	1.88	0.56
1:B:215:VAL:HG11	1:B:227:LEU:HD21	1.88	0.55
1:C:163:ILE:HD13	1:C:190:GLY:CA	2.36	0.55
1:A:388:ALA:HB3	6:A:825:HOH:O	2.05	0.55
1:D:245:TYR:HB2	1:D:259:LYS:O	2.05	0.55
1:A:105:ARG:HH22	1:D:347:VAL:HG23	1.70	0.55
1:C:20:LEU:HD13	1:C:159:GLY:HA3	1.87	0.55
1:A:215:VAL:HG11	1:A:227:LEU:HD21	1.87	0.55
1:A:305:ASP:HB3	1:A:307:ASN:H	1.71	0.55
1:D:60:MET:HG2	1:D:131:LEU:HD12	1.88	0.55
1:A:245:TYR:HB2	1:A:259:LYS:O	2.06	0.55

Continued on next page...

Continued from previous page...

Atom-1	Atom-2	Interatomic distance (Å)	Clash overlap (Å)
1:B:324:LYS:O	1:B:328:THR:HG22	2.07	0.55
1:C:248:LEU:HB2	1:C:255:ILE:HD11	1.86	0.55
1:D:97:LYS:HG3	6:D:719:HOH:O	2.05	0.55
1:C:86:PHE:HA	1:C:136:PHE:CE2	2.41	0.55
1:B:177:MET:HE3	6:B:507:HOH:O	2.05	0.55
1:D:270:SER:HB3	6:D:735:HOH:O	2.05	0.55
1:D:270:SER:O	1:D:274:LYS:HG3	2.05	0.55
1:C:198:SER:O	1:C:202:LYS:HG3	2.07	0.55
1:D:419:LYS:HD2	1:D:419:LYS:N	2.21	0.55
1:D:142:SER:HA	1:D:143:LYS:NZ	2.22	0.55
1:D:274:LYS:O	1:D:278:ARG:HG2	2.06	0.55
1:D:417:ASP:HB3	1:D:419:LYS:HD3	1.89	0.54
1:D:202:LYS:NZ	1:D:203:VAL:HG23	2.22	0.54
1:D:6:LYS:NZ	1:D:418:ASP:HB3	2.23	0.54
1:A:144:LYS:HD3	1:A:146:LYS:HE3	1.89	0.54
1:B:104:LEU:HA	6:B:568:HOH:O	2.06	0.54
1:A:89:LYS:N	1:A:89:LYS:HD3	2.23	0.54
1:B:6:LYS:HD3	1:B:418:ASP:HB3	1.89	0.54
1:B:195:LYS:CE	1:C:389:LYS:HE3	2.38	0.54
1:D:210:PRO:HA	1:D:235:ASP:OD2	2.06	0.54
1:D:351:LYS:HB2	6:D:640:HOH:O	2.08	0.54
1:B:274:LYS:O	1:B:278:ARG:HG2	2.07	0.54
1:B:20:LEU:HD13	1:B:159:GLY:HA3	1.90	0.54
1:A:143:LYS:H	1:A:143:LYS:CD	2.21	0.54
1:B:171:HIS:H	1:B:171:HIS:CD2	2.25	0.54
1:A:243:MET:HE2	6:A:730:HOH:O	2.06	0.54
1:D:203:VAL:HG11	1:D:372:ILE:HD11	1.90	0.54
1:A:227:LEU:HB2	1:A:271:LEU:HD11	1.90	0.53
1:A:105:ARG:NH2	1:D:347:VAL:HG23	2.23	0.53
3:A:704:PO4:O3	1:D:48:LYS:HG3	2.09	0.53
1:A:60:MET:HG2	1:A:131:LEU:HD12	1.90	0.53
1:A:169:THR:HG22	1:A:172:ARG:HB2	1.90	0.53
1:B:195:LYS:NZ	1:C:389:LYS:HE3	2.23	0.53
1:B:270:SER:O	1:B:274:LYS:HG3	2.07	0.53
1:B:7:LYS:HE2	1:B:12:CYS:SG	2.49	0.53
1:C:171:HIS:NE2	1:C:172:ARG:HG3	2.24	0.53
1:D:408:LYS:NZ	1:D:409:THR:O	2.41	0.53
1:D:373:ILE:HD12	1:D:391:MET:HG3	1.90	0.53
1:B:401:SER:O	1:B:405:LEU:HD12	2.09	0.53
1:B:305:ASP:HB3	1:B:307:ASN:H	1.74	0.53
1:B:199:TYR:HE1	1:B:372:ILE:HD11	1.73	0.53

Continued on next page...

Continued from previous page...

Atom-1	Atom-2	Interatomic distance (Å)	Clash overlap (Å)
1:D:198:SER:O	1:D:202:LYS:HG3	2.08	0.52
1:C:223:LYS:HD2	6:C:792:HOH:O	2.07	0.52
1:C:89:LYS:HD3	1:C:89:LYS:N	2.24	0.52
1:D:291:HIS:HD2	1:D:293:GLU:O	1.92	0.52
1:B:286:ILE:HG23	6:B:575:HOH:O	2.09	0.52
1:A:9:ILE:HG23	1:A:163:ILE:HD12	1.89	0.52
1:A:178:THR:HA	1:A:415:VAL:HG11	1.90	0.52
1:C:26:ASN:HA	1:C:63:LEU:HD12	1.91	0.52
1:C:412:GLY:O	1:C:415:VAL:HG12	2.08	0.52
1:D:162:TYR:O	1:D:187:GLY:HA2	2.10	0.52
1:D:76:LYS:HD2	1:D:76:LYS:H	1.74	0.52
1:C:305:ASP:HB3	1:C:307:ASN:H	1.72	0.52
1:D:72:ALA:HB3	6:D:717:HOH:O	2.10	0.52
1:B:245:TYR:CZ	1:B:314:ALA:HB3	2.44	0.52
1:C:49:LYS:HG3	1:C:191:TYR:OH	2.10	0.52
6:A:784:HOH:O	1:C:33:LYS:HE2	2.09	0.52
1:B:229:ASN:ND2	1:B:406:GLU:HB2	2.21	0.52
1:B:48:LYS:HD2	1:C:354:PHE:CZ	2.45	0.51
1:B:404:LEU:HD12	1:B:410:LEU:HD21	1.89	0.51
1:A:233:ARG:HD3	6:A:809:HOH:O	2.10	0.51
1:B:331:LYS:NZ	6:B:478:HOH:O	2.41	0.51
1:D:245:TYR:CZ	1:D:314:ALA:HB3	2.46	0.51
1:A:242:ALA:HB1	1:A:259:LYS:HD2	1.91	0.51
1:A:171:HIS:H	1:A:171:HIS:CD2	2.29	0.51
1:A:418:ASP:C	1:A:419:LYS:HD2	2.31	0.51
1:D:219:LYS:HE3	3:D:625:PO4:O4	2.11	0.51
1:B:249:LYS:HD3	1:B:265:LEU:HD11	1.93	0.51
1:A:204:LEU:HB3	1:A:233:ARG:HH22	1.76	0.51
1:A:243:MET:HB2	6:A:730:HOH:O	2.10	0.51
1:A:354:PHE:CZ	1:D:48:LYS:HD2	2.46	0.50
1:C:401:SER:O	1:C:405:LEU:HD13	2.11	0.50
1:C:242:ALA:HB1	1:C:259:LYS:HD2	1.93	0.50
1:A:228:ASP:OD1	1:A:271:LEU:HG	2.11	0.50
1:B:203:VAL:HG22	1:B:370:MET:CE	2.41	0.50
1:B:203:VAL:HG13	1:B:370:MET:HE1	1.93	0.50
1:A:257:LYS:HE2	1:A:311:GLY:O	2.11	0.50
1:B:324:LYS:O	1:B:328:THR:CG2	2.60	0.50
1:D:324:LYS:O	1:D:328:THR:HG22	2.11	0.50
1:C:406:GLU:O	1:C:408:LYS:N	2.44	0.50
1:A:199:TYR:C	1:A:199:TYR:CD1	2.84	0.50
1:B:6:LYS:NZ	1:B:418:ASP:HB3	2.26	0.50

Continued on next page...

Continued from previous page...

Atom-1	Atom-2	Interatomic distance (Å)	Clash overlap (Å)
1:D:242:ALA:HB1	1:D:259:LYS:HD2	1.93	0.50
1:D:248:LEU:HB2	1:D:255:ILE:HD11	1.93	0.50
1:D:171:HIS:CE1	1:D:172:ARG:HG3	2.47	0.50
1:C:394:VAL:HG12	6:C:725:HOH:O	2.12	0.50
1:C:200:PHE:O	1:C:204:LEU:HB2	2.12	0.50
1:B:46:THR:HG23	1:B:163:ILE:HD11	1.93	0.50
1:B:204:LEU:HB3	1:B:233:ARG:HH22	1.75	0.50
1:C:202:LYS:NZ	1:C:203:VAL:HG23	2.26	0.50
1:D:257:LYS:HE2	1:D:311:GLY:O	2.11	0.50
1:A:86:PHE:HA	1:A:136:PHE:CE2	2.47	0.50
1:C:5:GLU:O	1:C:418:ASP:HB2	2.11	0.50
1:A:249:LYS:HD3	1:A:265:LEU:HD11	1.94	0.50
1:C:76:LYS:H	1:C:76:LYS:CD	2.25	0.49
1:A:143:LYS:CE	1:A:143:LYS:H	2.25	0.49
1:C:63:LEU:HD23	1:C:90:ALA:HA	1.93	0.49
1:B:97:LYS:NZ	6:B:485:HOH:O	2.43	0.49
1:B:21:ILE:HG23	1:B:163:ILE:HG12	1.94	0.49
1:B:20:LEU:HD12	1:B:58:VAL:CG1	2.42	0.49
1:B:162:TYR:O	1:B:187:GLY:HA2	2.12	0.49
1:B:197:ILE:HD11	1:B:413:VAL:HG22	1.93	0.49
1:D:168:GLY:HA2	1:D:400:ALA:CB	2.42	0.49
1:C:324:LYS:O	1:C:328:THR:HG22	2.13	0.49
1:A:203:VAL:HG22	1:A:370:MET:HE2	1.93	0.49
1:C:228:ASP:OD1	1:C:271:LEU:HG	2.12	0.49
1:A:274:LYS:O	1:A:278:ARG:HG2	2.13	0.49
1:C:70:PRO:HD3	1:C:138:LYS:HZ3	1.77	0.49
1:C:21:ILE:HG23	1:C:163:ILE:HG13	1.93	0.49
1:A:248:LEU:HB2	1:A:255:ILE:HD11	1.93	0.49
1:A:408:LYS:HB2	1:A:408:LYS:NZ	2.28	0.49
1:C:373:ILE:CD1	1:C:391:MET:HG3	2.43	0.49
1:A:291:HIS:HD2	1:A:293:GLU:O	1.95	0.49
1:A:134:VAL:HG11	1:A:176:THR:HG21	1.94	0.49
1:B:245:TYR:HB2	1:B:259:LYS:O	2.13	0.49
1:B:169:THR:HG22	1:B:172:ARG:HB2	1.94	0.49
1:C:417:ASP:HB3	1:C:419:LYS:HD3	1.94	0.49
1:B:44:LEU:HD13	1:C:384:LEU:HD12	1.95	0.49
1:D:20:LEU:HD23	1:D:180:ILE:HG21	1.95	0.48
1:D:70:PRO:HD3	1:D:138:LYS:HZ3	1.78	0.48
1:B:369:LEU:HD22	1:B:370:MET:N	2.27	0.48
1:C:20:LEU:HD12	1:C:58:VAL:CG1	2.43	0.48
1:D:324:LYS:O	1:D:328:THR:CG2	2.62	0.48

Continued on next page...

Continued from previous page...

Atom-1	Atom-2	Interatomic distance (Å)	Clash overlap (Å)
1:B:76:LYS:HD2	1:B:76:LYS:N	2.27	0.48
1:B:144:LYS:HD3	1:B:146:LYS:CE	2.43	0.48
1:B:153:LYS:CG	1:B:183:ILE:HD13	2.44	0.48
1:D:239:ILE:HG23	1:D:243:MET:CG	2.44	0.48
1:B:83:VAL:HB	1:B:86:PHE:HB2	1.95	0.48
1:D:208:PRO:HB2	1:D:333:LYS:HB3	1.95	0.48
1:B:228:ASP:OD1	1:B:271:LEU:HG	2.14	0.48
1:D:65:ARG:HD2	6:D:768:HOH:O	2.13	0.48
1:A:115:ASN:HA	6:A:742:HOH:O	2.13	0.48
1:A:98:ARG:NH2	6:A:765:HOH:O	2.46	0.48
1:B:48:LYS:HG3	3:C:702:PO4:O3	2.14	0.48
1:B:169:THR:HG23	6:B:480:HOH:O	2.14	0.48
1:B:367:HIS:CE1	6:B:469:HOH:O	2.66	0.48
1:D:377:ASP:O	1:D:380:SER:HB2	2.14	0.48
1:A:6:LYS:HD3	1:A:418:ASP:HB3	1.95	0.47
1:A:153:LYS:HG3	1:A:183:ILE:HD13	1.96	0.47
1:C:91:THR:HG21	6:C:730:HOH:O	2.13	0.47
1:D:200:PHE:HZ	1:D:395:SER:CB	2.27	0.47
1:A:6:LYS:HD3	1:A:418:ASP:CB	2.44	0.47
1:D:148:ARG:CD	1:D:174:SER:HA	2.40	0.47
1:C:76:LYS:HD2	1:C:76:LYS:N	2.27	0.47
1:C:65:ARG:HH12	1:C:222:ASP:CG	2.17	0.47
1:B:135:ARG:HH12	5:B:423:3PG:P	2.37	0.47
1:D:163:ILE:HD13	1:D:190:GLY:CA	2.44	0.47
1:C:324:LYS:O	1:C:328:THR:CG2	2.62	0.47
1:C:144:LYS:HD3	1:C:146:LYS:CE	2.44	0.47
1:A:27:VAL:HG12	6:A:706:HOH:O	2.14	0.47
1:C:199:TYR:CZ	1:C:203:VAL:HG21	2.50	0.47
1:A:180:ILE:N	1:A:181:PRO:HD2	2.30	0.47
1:C:143:LYS:H	1:C:143:LYS:CE	2.28	0.47
5:B:423:3PG:H2	6:B:436:HOH:O	2.15	0.47
1:D:196:GLU:O	1:D:200:PHE:HD2	1.98	0.47
1:B:260:CYS:HA	6:B:443:HOH:O	2.15	0.46
1:B:89:LYS:HD3	1:B:89:LYS:N	2.30	0.46
1:C:213:ALA:HB2	1:C:234:ILE:HG21	1.96	0.46
1:D:20:LEU:HD12	1:D:58:VAL:CG1	2.44	0.46
1:B:178:THR:O	1:B:181:PRO:HG2	2.15	0.46
1:B:143:LYS:H	1:B:143:LYS:CE	2.27	0.46
1:B:143:LYS:H	1:B:143:LYS:CD	2.28	0.46
1:D:171:HIS:H	1:D:171:HIS:CD2	2.32	0.46
1:C:358:LYS:HG2	1:C:362:ARG:NH1	2.30	0.46

Continued on next page...

Continued from previous page...

Atom-1	Atom-2	Interatomic distance (Å)	Clash overlap (Å)
1:C:245:TYR:CZ	1:C:314:ALA:HB3	2.51	0.46
1:B:242:ALA:HB1	1:B:259:LYS:HD2	1.98	0.46
1:B:279:LYS:HE2	1:B:279:LYS:HB3	1.71	0.46
1:D:180:ILE:O	1:D:184:LEU:HB2	2.15	0.46
1:C:291:HIS:CD2	1:C:293:GLU:O	2.67	0.46
1:D:398:GLY:HA3	3:D:625:PO4:O1	2.16	0.46
1:D:73:GLN:HG2	6:D:767:HOH:O	2.15	0.46
1:C:6:LYS:HD2	1:C:416:LEU:HB2	1.97	0.46
1:C:203:VAL:HG11	1:C:372:ILE:HD11	1.97	0.46
1:C:249:LYS:HD3	1:C:265:LEU:CD1	2.46	0.46
1:D:46:THR:HG21	1:D:163:ILE:HD11	1.98	0.46
1:D:132:GLU:HG3	1:D:133:ASN:N	2.31	0.46
1:B:77:ILE:O	1:B:80:THR:HB	2.15	0.46
1:B:418:ASP:C	1:B:419:LYS:HD2	2.36	0.45
1:C:405:LEU:C	1:C:407:GLY:H	2.20	0.45
1:C:417:ASP:HB3	1:C:419:LYS:CD	2.46	0.45
1:B:86:PHE:HA	1:B:136:PHE:CE2	2.51	0.45
1:D:134:VAL:HG11	1:D:176:THR:HG21	1.99	0.45
1:C:366:GLU:HB3	1:C:367:HIS:CD2	2.51	0.45
1:A:408:LYS:O	1:A:408:LYS:HD3	2.16	0.45
1:D:155:LEU:HB3	1:D:180:ILE:HD11	1.98	0.45
1:A:33:LYS:HE3	1:D:97:LYS:HE3	1.98	0.45
1:B:203:VAL:HG11	1:B:372:ILE:HD11	1.98	0.45
1:C:203:VAL:HG13	1:C:370:MET:HE1	1.98	0.45
1:D:144:LYS:HD3	1:D:146:LYS:CE	2.46	0.45
1:B:48:LYS:HD2	1:C:354:PHE:CE2	2.51	0.45
1:B:193:MET:HG3	1:B:197:ILE:HD12	1.98	0.45
1:D:417:ASP:HB3	1:D:419:LYS:CD	2.47	0.45
1:A:379:ALA:O	1:A:383:GLU:HG3	2.16	0.45
1:C:297:VAL:O	1:C:300:PRO:HD3	2.16	0.45
1:C:171:HIS:CE1	1:C:172:ARG:CG	2.99	0.45
1:A:270:SER:O	1:A:274:LYS:HG3	2.16	0.45
1:A:404:LEU:HD13	1:A:410:LEU:HD11	1.99	0.45
1:A:354:PHE:CE2	1:D:48:LYS:HD2	2.51	0.45
1:B:354:PHE:CZ	1:C:48:LYS:HD2	2.51	0.45
1:C:134:VAL:HG11	1:C:176:THR:HG21	1.98	0.45
1:A:389:LYS:NZ	1:D:195:LYS:NZ	2.65	0.45
1:D:148:ARG:HD2	1:D:174:SER:CA	2.40	0.45
1:C:171:HIS:CD2	1:C:171:HIS:H	2.35	0.45
1:A:46:THR:HG23	1:A:163:ILE:HD11	1.98	0.45
1:B:153:LYS:HG3	1:B:183:ILE:HD13	1.98	0.45

Continued on next page...

Continued from previous page...

Atom-1	Atom-2	Interatomic distance (Å)	Clash overlap (Å)
1:D:226:LEU:O	1:D:230:MET:HE2	2.17	0.45
1:D:196:GLU:OE1	1:D:200:PHE:HE2	2.00	0.45
1:C:132:GLU:HG3	1:C:133:ASN:N	2.32	0.45
1:B:248:LEU:HB2	1:B:255:ILE:HD11	1.99	0.45
1:B:209:ARG:CG	1:B:209:ARG:NH1	2.80	0.44
1:C:155:LEU:HB3	1:C:180:ILE:HD11	2.00	0.44
1:B:76:LYS:CD	1:B:76:LYS:H	2.30	0.44
1:D:134:VAL:HB	1:D:140:GLU:HG3	1.98	0.44
1:C:266:GLU:HG2	1:C:269:ARG:HH12	1.82	0.44
1:A:245:TYR:CZ	1:A:314:ALA:HB3	2.51	0.44
1:D:21:ILE:HG23	1:D:163:ILE:HG13	1.99	0.44
1:B:5:GLU:N	6:B:484:HOH:O	2.50	0.44
1:D:302:ILE:HD11	6:D:688:HOH:O	2.16	0.44
1:B:171:HIS:H	1:B:171:HIS:HD2	1.66	0.44
1:C:99:LEU:HG	1:C:103:LEU:HD22	1.99	0.44
1:A:209:ARG:NH1	1:A:233:ARG:O	2.48	0.44
1:A:46:THR:O	1:A:50:VAL:HG12	2.17	0.44
1:C:227:LEU:HA	1:C:230:MET:HE3	1.99	0.44
1:C:386:GLY:HA2	6:C:709:HOH:O	2.17	0.44
1:B:101:GLU:HG3	6:B:485:HOH:O	2.17	0.44
1:A:260:CYS:HA	6:A:746:HOH:O	2.16	0.44
1:A:213:ALA:HB2	1:A:234:ILE:HG21	1.99	0.44
1:B:9:ILE:HG23	1:B:163:ILE:HD12	1.99	0.44
1:D:215:VAL:HG11	1:D:227:LEU:HD21	1.99	0.44
1:B:140:GLU:O	1:B:174:SER:HB2	2.16	0.44
1:A:178:THR:O	1:A:181:PRO:HG2	2.18	0.44
1:B:384:LEU:HD13	1:C:44:LEU:HD13	2.00	0.44
1:D:7:LYS:O	1:D:188:ALA:HB1	2.16	0.44
1:C:237:LEU:HB3	1:C:282:VAL:HG22	2.00	0.44
1:A:44:LEU:HD13	1:D:384:LEU:CD1	2.47	0.44
1:A:324:LYS:O	1:A:328:THR:CG2	2.65	0.44
1:D:179:GLY:O	1:D:182:LYS:HB3	2.17	0.44
1:A:134:VAL:HB	1:A:140:GLU:HG3	1.99	0.44
1:A:229:ASN:ND2	6:A:713:HOH:O	2.50	0.44
1:C:402:LEU:O	1:C:405:LEU:HB2	2.17	0.44
1:C:143:LYS:H	1:C:143:LYS:CD	2.31	0.44
1:A:417:ASP:HB3	1:A:419:LYS:CD	2.47	0.43
1:D:418:ASP:C	1:D:419:LYS:HD2	2.39	0.43
1:C:77:ILE:O	1:C:80:THR:HB	2.18	0.43
1:B:6:LYS:HE3	1:B:413:VAL:O	2.18	0.43
1:D:26:ASN:HA	1:D:63:LEU:HD12	2.00	0.43

Continued on next page...

Continued from previous page...

Atom-1	Atom-2	Interatomic distance (Å)	Clash overlap (Å)
1:C:83:VAL:HB	1:C:86:PHE:HB2	1.99	0.43
1:A:230:MET:O	1:A:234:ILE:HG12	2.18	0.43
1:B:155:LEU:HD23	1:B:176:THR:HG22	1.99	0.43
1:C:49:LYS:HG3	1:C:191:TYR:CE2	2.53	0.43
1:C:180:ILE:O	1:C:184:LEU:HB2	2.19	0.43
1:C:302:ILE:HG13	1:C:302:ILE:O	2.18	0.43
1:B:291:HIS:CD2	1:B:293:GLU:O	2.69	0.43
1:D:255:ILE:HA	1:D:308:ILE:HD12	2.00	0.43
1:C:92:LEU:HD23	1:C:92:LEU:HA	1.84	0.43
1:A:21:ILE:HG23	1:A:163:ILE:HG12	2.00	0.43
1:D:77:ILE:O	1:D:80:THR:HB	2.19	0.43
1:C:347:VAL:N	1:C:348:PRO:HD2	2.33	0.43
1:A:279:LYS:HB3	1:A:279:LYS:HE2	1.74	0.43
1:B:239:ILE:HG23	1:B:243:MET:CG	2.48	0.43
1:C:233:ARG:NH1	1:C:233:ARG:HB3	2.26	0.43
1:A:76:LYS:H	1:A:76:LYS:CD	2.31	0.43
1:B:144:LYS:HD3	1:B:146:LYS:NZ	2.34	0.43
1:C:49:LYS:HG3	1:C:191:TYR:CZ	2.54	0.43
1:D:89:LYS:HD3	1:D:89:LYS:N	2.34	0.43
1:B:417:ASP:HB3	1:B:419:LYS:HD3	2.01	0.43
1:C:182:LYS:HD3	6:C:805:HOH:O	2.17	0.43
1:C:417:ASP:HB3	1:C:419:LYS:HE3	2.00	0.43
1:A:33:LYS:CD	1:D:97:LYS:NZ	2.81	0.43
1:D:143:LYS:CD	1:D:143:LYS:H	2.31	0.43
1:B:229:ASN:O	1:B:406:GLU:HA	2.19	0.43
1:A:229:ASN:HB2	1:A:406:GLU:CG	2.47	0.43
1:D:273:LYS:HG3	6:D:756:HOH:O	2.17	0.43
1:B:388:ALA:HB3	6:B:574:HOH:O	2.18	0.43
1:B:6:LYS:HD3	1:B:418:ASP:CB	2.49	0.43
1:B:245:TYR:CE1	1:B:314:ALA:HB3	2.54	0.43
1:D:168:GLY:HA2	1:D:400:ALA:HB2	2.01	0.43
1:D:279:LYS:HB3	1:D:279:LYS:HE2	1.82	0.43
1:A:162:TYR:O	1:A:187:GLY:HA2	2.18	0.43
1:C:20:LEU:HD23	1:C:180:ILE:HG21	2.01	0.42
1:B:257:LYS:HE2	1:B:311:GLY:O	2.19	0.42
1:C:306:GLN:NE2	1:C:306:GLN:H	2.09	0.42
1:B:208:PRO:CB	1:B:333:LYS:HB3	2.50	0.42
1:C:302:ILE:HD11	6:C:802:HOH:O	2.18	0.42
1:D:15:LYS:HB2	1:D:15:LYS:HE2	1.86	0.42
1:C:199:TYR:HA	1:C:202:LYS:HE3	2.00	0.42
1:A:408:LYS:HB2	1:A:408:LYS:HZ3	1.85	0.42

Continued on next page...

Continued from previous page...

Atom-1	Atom-2	Interatomic distance (Å)	Clash overlap (Å)
1:D:39:ARG:HG3	6:D:689:HOH:O	2.20	0.42
1:B:6:LYS:HD3	1:B:418:ASP:CA	2.49	0.42
1:D:199:TYR:CZ	1:D:203:VAL:HG21	2.55	0.42
1:B:210:PRO:HA	1:B:235:ASP:OD2	2.19	0.42
1:A:406:GLU:HB3	1:A:408:LYS:HG3	2.00	0.42
1:A:389:LYS:HD2	1:D:195:LYS:HZ3	1.85	0.42
1:C:15:LYS:HE2	6:C:796:HOH:O	2.20	0.42
1:A:195:LYS:NZ	1:D:389:LYS:HE2	2.35	0.42
1:A:199:TYR:HE1	1:A:372:ILE:HD11	1.85	0.42
1:C:144:LYS:HD3	1:C:146:LYS:NZ	2.35	0.42
1:B:44:LEU:HD13	1:C:384:LEU:CD1	2.49	0.42
1:B:209:ARG:O	1:B:333:LYS:HD3	2.20	0.42
1:D:227:LEU:CB	1:D:271:LEU:HD11	2.46	0.42
1:D:208:PRO:HB3	1:D:333:LYS:HE2	2.02	0.42
1:D:337:TRP:CD1	1:D:338:ASN:N	2.88	0.42
1:D:143:LYS:CE	1:D:143:LYS:H	2.33	0.42
1:B:367:HIS:HE1	6:B:469:HOH:O	2.03	0.42
1:A:77:ILE:O	1:A:80:THR:HB	2.20	0.42
1:D:98:ARG:NH2	6:D:741:HOH:O	2.53	0.42
1:C:279:LYS:HE2	1:C:279:LYS:HB3	1.80	0.42
1:A:33:LYS:CE	1:D:97:LYS:HE3	2.50	0.42
1:A:144:LYS:HD3	1:A:146:LYS:CE	2.50	0.42
1:B:160:ASP:O	1:B:184:LEU:HD21	2.20	0.42
1:D:207:PRO:HA	1:D:208:PRO:HD3	1.91	0.42
1:A:404:LEU:HD12	1:A:404:LEU:HA	1.90	0.42
1:A:6:LYS:CD	1:A:418:ASP:HB3	2.50	0.41
1:C:202:LYS:C	1:C:202:LYS:HD2	2.39	0.41
1:D:233:ARG:HB3	1:D:233:ARG:NH1	2.32	0.41
1:C:163:ILE:HD13	1:C:190:GLY:HA3	2.01	0.41
1:C:209:ARG:O	1:C:333:LYS:HD3	2.20	0.41
1:B:142:SER:HA	1:B:143:LYS:HZ1	1.84	0.41
1:C:389:LYS:HG2	6:C:709:HOH:O	2.19	0.41
1:D:400:ALA:O	1:D:403:GLU:N	2.53	0.41
1:D:259:LYS:HD3	1:D:259:LYS:C	2.40	0.41
1:B:259:LYS:HD3	1:B:259:LYS:C	2.39	0.41
1:A:266:GLU:HG2	1:A:269:ARG:HH12	1.85	0.41
1:B:46:THR:O	1:B:50:VAL:HG12	2.19	0.41
1:A:83:VAL:HB	1:A:86:PHE:HB2	2.03	0.41
6:A:819:HOH:O	1:B:97:LYS:HE2	2.19	0.41
1:C:219:LYS:HE3	3:C:624:PO4:O4	2.20	0.41
1:A:33:LYS:HD3	1:D:97:LYS:HZ2	1.85	0.41

Continued on next page...

Continued from previous page...

Atom-1	Atom-2	Interatomic distance (Å)	Clash overlap (Å)
1:B:369:LEU:HD13	1:B:371:SER:HB3	2.02	0.41
1:A:384:LEU:HD13	1:D:44:LEU:HD13	2.03	0.41
1:A:224:ILE:HG21	1:A:264:LYS:HG2	2.02	0.41
1:A:76:LYS:HD2	1:A:76:LYS:N	2.35	0.41
1:A:92:LEU:HA	1:A:92:LEU:HD23	1.90	0.41
1:C:417:ASP:HB3	1:C:419:LYS:CE	2.50	0.41
1:C:366:GLU:CB	1:C:367:HIS:HD2	2.33	0.41
1:B:410:LEU:HD12	1:B:413:VAL:HG21	2.03	0.41
1:A:91:THR:HG23	1:A:132:GLU:OE2	2.20	0.41
1:C:199:TYR:HE2	1:C:372:ILE:HD11	1.86	0.41
1:C:406:GLU:C	1:C:408:LYS:H	2.24	0.41
1:A:406:GLU:O	1:A:406:GLU:HG2	2.21	0.41
1:A:259:LYS:C	1:A:259:LYS:HD3	2.41	0.41
1:A:152:ALA:HB3	1:A:183:ILE:HD12	2.03	0.41
1:C:39:ARG:NH2	3:C:624:PO4:O3	2.49	0.41
1:D:402:LEU:O	1:D:405:LEU:HB2	2.21	0.41
1:B:103:LEU:HD12	1:B:103:LEU:HA	1.89	0.41
1:B:6:LYS:HD3	1:B:418:ASP:HA	2.03	0.41
1:A:132:GLU:HG3	1:A:133:ASN:N	2.36	0.41
1:A:207:PRO:HA	1:A:208:PRO:HD3	1.99	0.41
1:A:178:THR:HG22	1:A:415:VAL:HB	2.02	0.41
1:C:365:HIS:HD2	6:C:767:HOH:O	2.03	0.41
1:C:406:GLU:HB3	1:C:408:LYS:HG3	2.03	0.40
1:B:180:ILE:N	1:B:181:PRO:HD2	2.35	0.40
1:C:163:ILE:HA	1:C:188:ALA:O	2.21	0.40
1:A:146:LYS:HG2	6:A:830:HOH:O	2.22	0.40
1:C:403:GLU:O	1:C:408:LYS:HD2	2.22	0.40
1:C:38:TYR:OH	1:C:394:VAL:HG13	2.21	0.40
1:B:347:VAL:HG23	1:C:105:ARG:NH2	2.36	0.40
1:D:86:PHE:HA	1:D:136:PHE:CE2	2.57	0.40
1:B:403:GLU:O	1:B:408:LYS:HD2	2.21	0.40
1:D:408:LYS:HD3	1:D:408:LYS:O	2.21	0.40
1:B:199:TYR:CD1	1:B:199:TYR:C	2.95	0.40
1:B:408:LYS:HD3	1:B:408:LYS:N	2.36	0.40
1:A:49:LYS:HG3	1:A:191:TYR:CE2	2.56	0.40
1:C:229:ASN:HB2	1:C:406:GLU:HB2	2.03	0.40
1:C:291:HIS:CD2	1:C:293:GLU:H	2.39	0.40
1:D:9:ILE:HG12	1:D:190:GLY:HA2	2.04	0.40
1:D:167:PHE:HB2	1:D:193:MET:SD	2.62	0.40
1:B:322:ILE:O	1:B:326:VAL:HG23	2.21	0.40
1:B:20:LEU:HD23	1:B:180:ILE:HG21	2.04	0.40

Continued on next page...

Continued from previous page...

Atom-1	Atom-2	Interatomic distance (Å)	Clash overlap (Å)
1:D:239:ILE:HG23	1:D:243:MET:HG3	2.02	0.40
1:A:193:MET:HG3	1:A:197:ILE:HD12	2.02	0.40
1:B:40:ILE:HD11	1:B:95:VAL:HG13	2.02	0.40

All (35) symmetry-related close contacts are listed below. The label for Atom-2 includes the symmetry operator and encoded unit-cell translations to be applied.

Atom-1	Atom-2	Interatomic distance (Å)	Clash overlap (Å)
1:A:115:ASN:ND2	6:B:477:HOH:O[2_465]	0.71	1.49
1:A:279:LYS:CG	6:B:503:HOH:O[3_555]	1.00	1.20
1:A:118:ASP:OD2	6:B:449:HOH:O[2_465]	1.25	0.95
1:A:209:ARG:NH2	1:B:279:LYS:CG[3_555]	1.28	0.92
1:A:279:LYS:CD	6:B:503:HOH:O[3_555]	1.33	0.87
1:A:206:ASN:OD1	1:B:277:ASP:OD2[3_555]	1.41	0.79
1:A:118:ASP:CG	6:B:449:HOH:O[2_465]	1.44	0.76
1:C:71:MET:O	6:C:712:HOH:O[4_456]	1.50	0.70
1:C:79:SER:OG	1:C:306:GLN:OE1[4_456]	1.51	0.69
1:A:209:ARG:CZ	1:B:279:LYS:CG[3_555]	1.51	0.69
1:B:310:GLU:OE2	1:D:31:ASN:OD1[2_464]	1.58	0.62
1:A:122:LYS:O	6:B:504:HOH:O[2_465]	1.59	0.61
1:A:115:ASN:CG	6:B:477:HOH:O[2_465]	1.62	0.58
1:A:81:GLY:O	1:B:266:GLU:OE2[2_465]	1.63	0.57
1:A:144:LYS:NZ	1:D:333:LYS:CE[4_466]	1.73	0.47
1:A:277:ASP:OD2	1:B:333:LYS:NZ[3_555]	1.76	0.44
1:A:209:ARG:NH2	1:B:279:LYS:CD[3_555]	1.80	0.40
6:A:715:HOH:O	6:B:488:HOH:O[2_465]	1.82	0.38
1:A:206:ASN:CG	1:B:277:ASP:OD2[3_555]	1.87	0.33
6:A:800:HOH:O	6:B:577:HOH:O[3_555]	1.88	0.32
1:A:278:ARG:NH1	1:B:209:ARG:NH1[3_555]	1.91	0.29
1:A:144:LYS:CE	1:D:333:LYS:NZ[4_466]	1.92	0.28
6:A:843:HOH:O	6:B:445:HOH:O[2_465]	1.92	0.28
1:A:279:LYS:CE	6:B:503:HOH:O[3_555]	1.92	0.28
1:A:233:ARG:O	1:B:279:LYS:CD[3_555]	1.93	0.27
1:C:79:SER:CA	1:C:253:TYR:OH[4_456]	1.97	0.23
1:A:80:THR:O	6:B:585:HOH:O[2_465]	1.98	0.22
1:B:367:HIS:CD2	6:B:437:HOH:O[3_545]	2.05	0.15
1:A:204:LEU:O	6:B:582:HOH:O[3_555]	2.05	0.15
1:A:144:LYS:NZ	1:D:333:LYS:NZ[4_466]	2.06	0.14
1:A:209:ARG:NE	1:B:279:LYS:CG[3_555]	2.08	0.12
1:A:279:LYS:CB	6:B:503:HOH:O[3_555]	2.10	0.10

Continued on next page...

Continued from previous page...

Atom-1	Atom-2	Interatomic distance (Å)	Clash overlap (Å)
1:B:269:ARG:CD	6:A:772:HOH:O[2_464]	2.13	0.07
1:A:209:ARG:CZ	1:B:279:LYS:CD[3_555]	2.16	0.04
1:A:81:GLY:C	6:B:585:HOH:O[2_465]	2.19	0.01

5.3 Torsion angles [i](#)

5.3.1 Protein backbone [i](#)

In the following table, the Percentiles column shows the percent Ramachandran outliers of the chain as a percentile score with respect to all X-ray entries followed by that with respect to entries of similar resolution.

The Analysed column shows the number of residues for which the backbone conformation was analysed, and the total number of residues.

Mol	Chain	Analysed	Favoured	Allowed	Outliers	Percentiles	
1	A	413/415 (100%)	396 (96%)	17 (4%)	0	100	100
1	B	413/415 (100%)	391 (95%)	22 (5%)	0	100	100
1	C	413/415 (100%)	391 (95%)	17 (4%)	5 (1%)	16	29
1	D	413/415 (100%)	391 (95%)	21 (5%)	1 (0%)	52	75
All	All	1652/1660 (100%)	1569 (95%)	77 (5%)	6 (0%)	39	61

All (6) Ramachandran outliers are listed below:

Mol	Chain	Res	Type
1	C	407	GLY
1	D	201	ALA
1	C	201	ALA
1	C	406	GLU
1	C	175	ALA
1	C	208	PRO

5.3.2 Protein sidechains [i](#)

In the following table, the Percentiles column shows the percent sidechain outliers of the chain as a percentile score with respect to all X-ray entries followed by that with respect to entries of similar resolution.

The Analysed column shows the number of residues for which the sidechain conformation was analysed, and the total number of residues.

Mol	Chain	Analysed	Rotameric	Outliers	Percentiles	
1	A	336/336 (100%)	303 (90%)	33 (10%)	10	19
1	B	336/336 (100%)	301 (90%)	35 (10%)	9	16
1	C	336/336 (100%)	306 (91%)	30 (9%)	12	23
1	D	336/336 (100%)	306 (91%)	30 (9%)	12	23
All	All	1344/1344 (100%)	1216 (90%)	128 (10%)	11	20

All (128) residues with a non-rotameric sidechain are listed below:

Mol	Chain	Res	Type
1	A	8	SER
1	A	9	ILE
1	A	20	LEU
1	A	22	ARG
1	A	50	VAL
1	A	58	VAL
1	A	67	LYS
1	A	89	LYS
1	A	91	THR
1	A	98	ARG
1	A	103	LEU
1	A	108	THR
1	A	143	LYS
1	A	155	LEU
1	A	161	VAL
1	A	163	ILE
1	A	171	HIS
1	A	202	LYS
1	A	203	VAL
1	A	215	VAL
1	A	233	ARG
1	A	255	ILE
1	A	273	LYS
1	A	278	ARG
1	A	302	ILE
1	A	306	GLN
1	A	310	GLU
1	A	328	THR
1	A	369	LEU
1	A	384	LEU
1	A	394	VAL
1	A	408	LYS
1	A	419	LYS

Continued on next page...

Continued from previous page...

Mol	Chain	Res	Type
1	B	9	ILE
1	B	20	LEU
1	B	22	ARG
1	B	50	VAL
1	B	58	VAL
1	B	67	LYS
1	B	89	LYS
1	B	91	THR
1	B	98	ARG
1	B	103	LEU
1	B	108	THR
1	B	143	LYS
1	B	155	LEU
1	B	161	VAL
1	B	163	ILE
1	B	171	HIS
1	B	202	LYS
1	B	203	VAL
1	B	209	ARG
1	B	215	VAL
1	B	222	ASP
1	B	233	ARG
1	B	255	ILE
1	B	273	LYS
1	B	298	ASP
1	B	302	ILE
1	B	306	GLN
1	B	310	GLU
1	B	328	THR
1	B	369	LEU
1	B	384	LEU
1	B	394	VAL
1	B	405	LEU
1	B	408	LYS
1	B	419	LYS
1	C	9	ILE
1	C	20	LEU
1	C	22	ARG
1	C	50	VAL
1	C	58	VAL
1	C	67	LYS
1	C	89	LYS

Continued on next page...

Continued from previous page...

Mol	Chain	Res	Type
1	C	98	ARG
1	C	103	LEU
1	C	108	THR
1	C	143	LYS
1	C	155	LEU
1	C	161	VAL
1	C	163	ILE
1	C	202	LYS
1	C	215	VAL
1	C	233	ARG
1	C	255	ILE
1	C	273	LYS
1	C	278	ARG
1	C	302	ILE
1	C	306	GLN
1	C	310	GLU
1	C	328	THR
1	C	384	LEU
1	C	389	LYS
1	C	405	LEU
1	C	408	LYS
1	C	409	THR
1	C	419	LYS
1	D	9	ILE
1	D	20	LEU
1	D	22	ARG
1	D	50	VAL
1	D	58	VAL
1	D	67	LYS
1	D	89	LYS
1	D	91	THR
1	D	98	ARG
1	D	103	LEU
1	D	108	THR
1	D	143	LYS
1	D	155	LEU
1	D	161	VAL
1	D	163	ILE
1	D	202	LYS
1	D	215	VAL
1	D	233	ARG
1	D	255	ILE

Continued on next page...

Continued from previous page...

Mol	Chain	Res	Type
1	D	273	LYS
1	D	278	ARG
1	D	302	ILE
1	D	306	GLN
1	D	310	GLU
1	D	328	THR
1	D	384	LEU
1	D	389	LYS
1	D	405	LEU
1	D	408	LYS
1	D	419	LYS

Some sidechains can be flipped to improve hydrogen bonding and reduce clashes. All (24) such sidechains are listed below:

Mol	Chain	Res	Type
1	A	171	HIS
1	A	229	ASN
1	A	251	GLN
1	A	291	HIS
1	A	306	GLN
1	A	365	HIS
1	B	171	HIS
1	B	229	ASN
1	B	251	GLN
1	B	291	HIS
1	B	306	GLN
1	B	367	HIS
1	C	171	HIS
1	C	206	ASN
1	C	251	GLN
1	C	291	HIS
1	C	306	GLN
1	C	367	HIS
1	D	171	HIS
1	D	251	GLN
1	D	291	HIS
1	D	306	GLN
1	D	365	HIS
1	D	367	HIS

5.3.3 RNA ⓘ

There are no RNA molecules in this entry.

5.4 Non-standard residues in protein, DNA, RNA chains ⓘ

There are no non-standard protein/DNA/RNA residues in this entry.

5.5 Carbohydrates ⓘ

There are no carbohydrates in this entry.

5.6 Ligand geometry ⓘ

Of 16 ligands modelled in this entry, 4 are monoatomic - leaving 12 for Mogul analysis.

In the following table, the Counts columns list the number of bonds (or angles) for which Mogul statistics could be retrieved, the number of bonds (or angles) that are observed in the model and the number of bonds (or angles) that are defined in the chemical component dictionary. The Link column lists molecule types, if any, to which the group is linked. The Z score for a bond length (or angle) is the number of standard deviations the observed value is removed from the expected value. A bond length (or angle) with $|Z| > 2$ is considered an outlier worth inspection. RMSZ is the root-mean-square of all Z scores of the bond lengths (or angles).

Mol	Type	Chain	Res	Link	Bond lengths			Bond angles		
					Counts	RMSZ	# $ Z > 2$	Counts	RMSZ	# $ Z > 2$
4	ADP	A	421	-	22,29,29	1.15	2 (9%)	27,45,45	3.06	8 (29%)
5	3PG	A	423	-	7,10,10	1.29	1 (14%)	7,14,14	1.05	0
3	PO4	A	701	-	4,4,4	0.44	0	6,6,6	0.28	0
3	PO4	A	704	-	4,4,4	0.49	0	6,6,6	0.30	0
4	ADP	B	421	-	22,29,29	1.25	2 (9%)	27,45,45	2.94	6 (22%)
5	3PG	B	423	-	7,10,10	1.50	1 (14%)	7,14,14	2.12	2 (28%)
4	ADP	C	421	-	22,29,29	1.28	3 (13%)	27,45,45	3.18	10 (37%)
3	PO4	C	624	2	4,4,4	0.90	0	6,6,6	0.27	0
3	PO4	C	702	-	4,4,4	0.80	0	6,6,6	0.26	0
3	PO4	C	703	-	4,4,4	0.66	0	6,6,6	0.30	0
4	ADP	D	421	2	22,29,29	1.15	2 (9%)	27,45,45	3.05	7 (25%)
3	PO4	D	625	-	4,4,4	1.16	0	6,6,6	0.25	0

In the following table, the Chirals column lists the number of chiral outliers, the number of chiral centers analysed, the number of these observed in the model and the number defined in the chemical component dictionary. Similar counts are reported in the Torsion and Rings columns. '-' means

no outliers of that kind were identified.

Mol	Type	Chain	Res	Link	Chirals	Torsions	Rings
4	ADP	A	421	-	-	0/12/32/32	0/3/3/3
5	3PG	A	423	-	-	0/6/10/10	0/0/0/0
3	PO4	A	701	-	-	0/0/0/0	0/0/0/0
3	PO4	A	704	-	-	0/0/0/0	0/0/0/0
4	ADP	B	421	-	-	0/12/32/32	0/3/3/3
5	3PG	B	423	-	-	0/6/10/10	0/0/0/0
4	ADP	C	421	-	-	0/12/32/32	0/3/3/3
3	PO4	C	624	2	-	0/0/0/0	0/0/0/0
3	PO4	C	702	-	-	0/0/0/0	0/0/0/0
3	PO4	C	703	-	-	0/0/0/0	0/0/0/0
4	ADP	D	421	2	-	0/12/32/32	0/3/3/3
3	PO4	D	625	-	-	0/0/0/0	0/0/0/0

All (11) bond length outliers are listed below:

Mol	Chain	Res	Type	Atoms	Z	Observed(Å)	Ideal(Å)
4	B	421	ADP	C5-N7	-2.87	1.29	1.39
4	C	421	ADP	C5-N7	-2.59	1.30	1.39
4	D	421	ADP	C5-N7	-2.29	1.31	1.39
4	A	421	ADP	C5-N7	-2.16	1.32	1.39
4	C	421	ADP	PB-O2B	2.27	1.62	1.54
4	A	421	ADP	PB-O2B	2.33	1.63	1.54
4	D	421	ADP	O4'-C1'	2.60	1.44	1.41
4	B	421	ADP	PB-O2B	2.64	1.64	1.54
5	A	423	3PG	P-O1P	2.66	1.69	1.60
5	B	423	3PG	P-O1P	3.34	1.71	1.60
4	C	421	ADP	O4'-C1'	3.44	1.45	1.41

All (33) bond angle outliers are listed below:

Mol	Chain	Res	Type	Atoms	Z	Observed(°)	Ideal(°)
4	C	421	ADP	N3-C2-N1	-12.98	118.95	128.89
4	D	421	ADP	N3-C2-N1	-12.35	119.44	128.89
4	A	421	ADP	N3-C2-N1	-12.19	119.56	128.89
4	B	421	ADP	N3-C2-N1	-11.43	120.14	128.89
4	B	421	ADP	C2'-C1'-N9	-5.09	106.52	114.29
4	D	421	ADP	C2'-C1'-N9	-4.96	106.71	114.29
4	A	421	ADP	C2'-C1'-N9	-4.89	106.82	114.29
4	C	421	ADP	C2'-C1'-N9	-4.06	108.09	114.29
4	C	421	ADP	C4-C5-N7	-3.96	105.83	109.48
5	B	423	3PG	O1P-P-O2P	-3.90	97.20	107.14

Continued on next page...

Continued from previous page...

Mol	Chain	Res	Type	Atoms	Z	Observed(°)	Ideal(°)
4	C	421	ADP	C4'-O4'-C1'	-3.44	105.94	109.72
4	B	421	ADP	C4-C5-N7	-3.12	106.61	109.48
4	D	421	ADP	C4-C5-N7	-2.96	106.76	109.48
4	D	421	ADP	C4'-O4'-C1'	-2.90	106.53	109.72
4	A	421	ADP	C4-C5-N7	-2.89	106.82	109.48
4	A	421	ADP	C4'-O4'-C1'	-2.70	106.75	109.72
4	B	421	ADP	C4'-O4'-C1'	-2.45	107.03	109.72
4	A	421	ADP	O5'-C5'-C4'	-2.30	100.62	109.12
4	B	421	ADP	O5'-C5'-C4'	-2.22	100.95	109.12
4	A	421	ADP	C1'-N9-C4	-2.17	123.67	126.94
4	C	421	ADP	O3A-PA-O5'	-2.07	97.44	102.94
4	A	421	ADP	O2A-PA-O3A	2.09	114.58	105.09
4	D	421	ADP	O2A-PA-O5'	2.10	119.05	108.46
4	C	421	ADP	O4'-C4'-C3'	2.14	109.46	105.15
4	D	421	ADP	O2A-PA-O3A	2.16	114.87	105.09
4	C	421	ADP	O3'-C3'-C2'	2.18	118.91	111.83
4	C	421	ADP	O2A-PA-O5'	2.53	121.22	108.46
4	C	421	ADP	O3B-PB-O2B	2.57	117.16	107.38
5	B	423	3PG	O4P-P-O2P	3.00	120.25	110.58
4	C	421	ADP	O4'-C1'-N9	4.01	116.50	108.10
4	D	421	ADP	O4'-C1'-N9	4.54	117.61	108.10
4	A	421	ADP	O4'-C1'-N9	5.16	118.89	108.10
4	B	421	ADP	O4'-C1'-N9	5.95	120.56	108.10

There are no chirality outliers.

There are no torsion outliers.

There are no ring outliers.

9 monomers are involved in 13 short contacts:

Mol	Chain	Res	Type	Clashes	Symm-Clashes
4	A	421	ADP	1	0
3	A	704	PO4	1	0
4	B	421	ADP	1	0
5	B	423	3PG	2	0
4	C	421	ADP	1	0
3	C	624	PO4	2	0
3	C	702	PO4	1	0
4	D	421	ADP	2	0
3	D	625	PO4	2	0

5.7 Other polymers

There are no such residues in this entry.

5.8 Polymer linkage issues

There are no chain breaks in this entry.

6 Fit of model and data ⓘ

6.1 Protein, DNA and RNA chains ⓘ

EDS was not executed - this section will therefore be empty.

6.2 Non-standard residues in protein, DNA, RNA chains ⓘ

EDS was not executed - this section will therefore be empty.

6.3 Carbohydrates ⓘ

EDS was not executed - this section will therefore be empty.

6.4 Ligands ⓘ

EDS was not executed - this section will therefore be empty.

6.5 Other polymers ⓘ

EDS was not executed - this section will therefore be empty.