



wwPDB EM Map/Model Validation Report ⓘ

Apr 10, 2016 – 02:11 PM BST

PDB ID : 5AN8
EMDB ID: : EMD-6455
Title : Cryo-electron microscopy structure of rabbit TRPV2 ion channel
Authors : Zubcevic, L.; Herzik, M.A.J.; Chung, B.C.; Lander, G.C.; Lee, S.Y.
Deposited on : 2015-09-04
Resolution : 3.80 Å(reported)

This is a wwPDB EM Map/Model Validation Report for a publicly released PDB/EMDB entry.
For rigid body fitted models, validation errors reported here could stem from errors in the original structure(s) used in the fitting.
We welcome your comments at validation@mail.wwpdb.org
A user guide is available at
<http://wwpdb.org/validation/2016/EMValidationReportHelp>

MolProbity : 4.02b-467
Mogul : unknown
Percentile statistics : 20151230.v01 (using entries in the PDB archive December 30th 2015)
Ideal geometry (proteins) : Engh & Huber (2001)
Ideal geometry (DNA, RNA) : Parkinson et. al. (1996)
Validation Pipeline (wwPDB-VP) : trunk27241

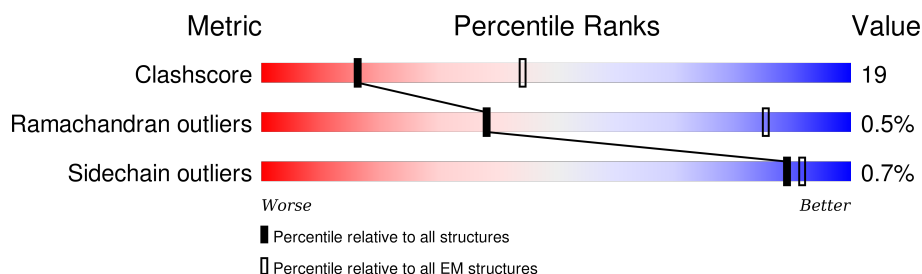
1 Overall quality at a glance

The following experimental techniques were used to determine the structure:

ELECTRON MICROSCOPY

The reported resolution of this entry is 3.80 Å.

Percentile scores (ranging between 0-100) for global validation metrics of the entry are shown in the following graphic. The table shows the number of entries on which the scores are based.



Metric	Whole archive (#Entries)	EM structures (#Entries)
Clashscore	114402	924
Ramachandran outliers	111179	726
Sidechain outliers	111093	686

The table below summarises the geometric issues observed across the polymeric chains. The red, orange, yellow and green segments on the bar indicate the fraction of residues that contain outliers for ≥ 3 , 2, 1 and 0 types of geometric quality criteria. A grey segment represents the fraction of residues that are not modelled. The numeric value for each fraction is indicated below the corresponding segment, with a dot representing fractions $\leq 5\%$.

Mol	Chain	Length	Quality of chain
1	A	613	71% 24% .
1	B	613	71% 24% .
1	C	613	71% 24% .
1	D	613	71% 24% .

2 Entry composition

There is only 1 type of molecule in this entry. The entry contains 15832 atoms, of which 0 are hydrogens and 0 are deuteriums.

In the tables below, the AltConf column contains the number of residues with at least one atom in alternate conformation and the Trace column contains the number of residues modelled with at most 2 atoms.

- Molecule 1 is a protein called TRPV2.

Mol	Chain	Residues	Atoms					AltConf	Trace
1	A	586	Total	C	N	O	S	0	0
			3958	2572	680	692	14		
1	B	586	Total	C	N	O	S	0	0
			3958	2572	680	692	14		
1	C	586	Total	C	N	O	S	0	0
			3958	2572	680	692	14		
1	D	586	Total	C	N	O	S	0	0
			3958	2572	680	692	14		

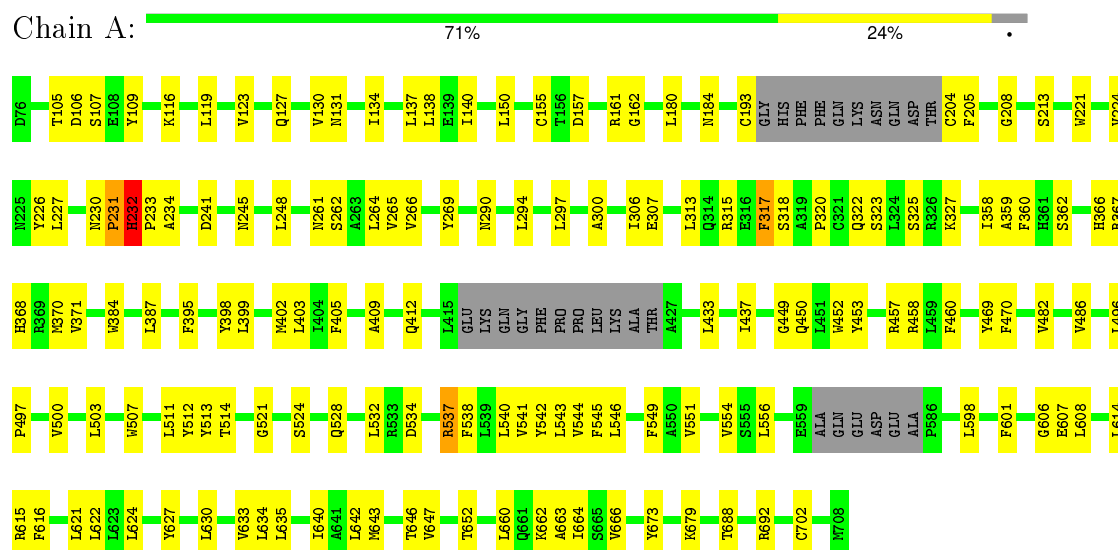
There are 16 discrepancies between the modelled and reference sequences:

Chain	Residue	Modelled	Actual	Comment	Reference
A	233	PRO	GLN	CONFLICT	UNP G1SNM3
A	234	ALA	PRO	CONFLICT	UNP G1SNM3
A	257	ASN	ASP	CONFLICT	UNP G1SNM3
A	259	PRO	ALA	CONFLICT	UNP G1SNM3
B	233	PRO	GLN	CONFLICT	UNP G1SNM3
B	234	ALA	PRO	CONFLICT	UNP G1SNM3
B	257	ASN	ASP	CONFLICT	UNP G1SNM3
B	259	PRO	ALA	CONFLICT	UNP G1SNM3
C	233	PRO	GLN	CONFLICT	UNP G1SNM3
C	234	ALA	PRO	CONFLICT	UNP G1SNM3
C	257	ASN	ASP	CONFLICT	UNP G1SNM3
C	259	PRO	ALA	CONFLICT	UNP G1SNM3
D	233	PRO	GLN	CONFLICT	UNP G1SNM3
D	234	ALA	PRO	CONFLICT	UNP G1SNM3
D	257	ASN	ASP	CONFLICT	UNP G1SNM3
D	259	PRO	ALA	CONFLICT	UNP G1SNM3

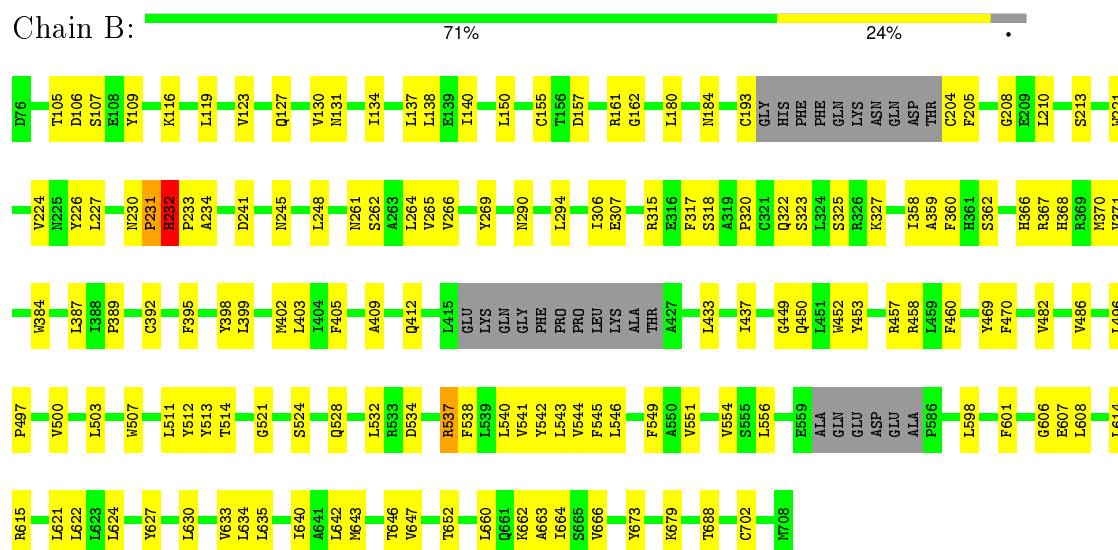
3 Residue-property plots

These plots are drawn for all protein, RNA and DNA chains in the entry. The first graphic for a chain summarises the proportions of errors displayed in the second graphic. The second graphic shows the sequence view annotated by issues in geometry. Residues are color-coded according to the number of geometric quality criteria for which they contain at least one outlier: green = 0, yellow = 1, orange = 2 and red = 3 or more. Stretches of 2 or more consecutive residues without any outlier are shown as a green connector. Residues present in the sample, but not in the model, are shown in grey.

• Molecule 1: TRPV2

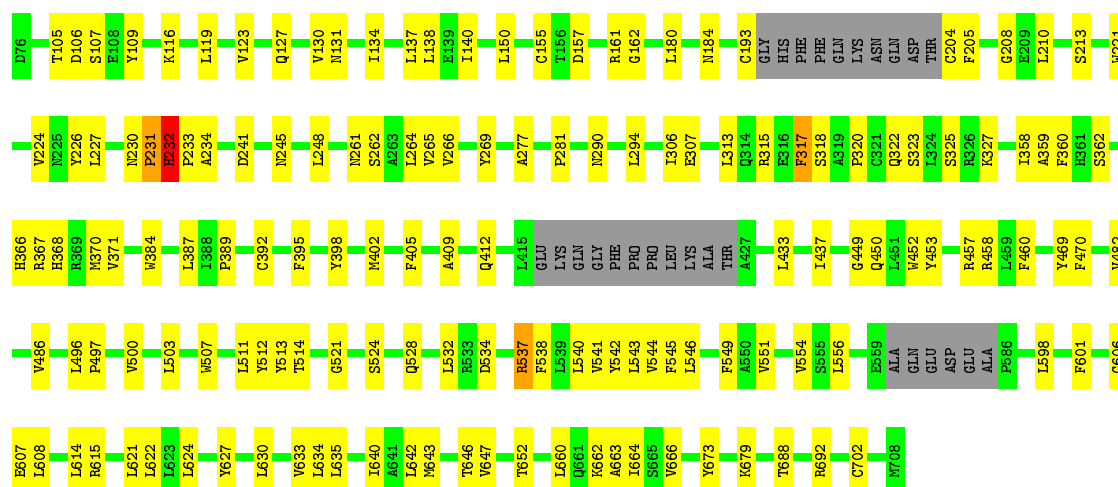


• Molecule 1: TRPV2



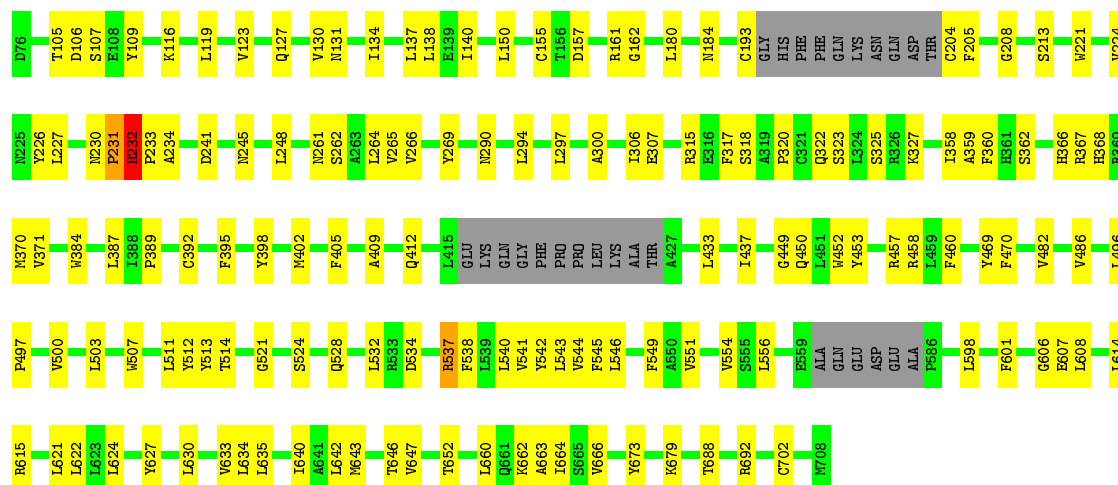
• Molecule 1: TRPV2





• Molecule 1: TRPV2

Chain D: 71% 24% •



4 Experimental information

Property	Value	Source
Reconstruction method	SINGLE PARTICLE	Depositor
Imposed symmetry	POINT, Not provided	Depositor
Number of images	Not provided	Depositor
Resolution determination method	Not provided	Depositor
CTF correction method	Not provided	Depositor
Microscope	OTHER	Depositor
Voltage (kV)	300	Depositor
Electron dose ($e^-/\text{\AA}^2$)	57	Depositor
Minimum defocus (nm)	1200	Depositor
Maximum defocus (nm)	3000	Depositor
Magnification	22500	Depositor
Image detector	GATAN K2 SUMMIT	Depositor

5 Model quality ⓘ

5.1 Standard geometry ⓘ

The Z score for a bond length (or angle) is the number of standard deviations the observed value is removed from the expected value. A bond length (or angle) with $|Z| > 5$ is considered an outlier worth inspection. RMSZ is the root-mean-square of all Z scores of the bond lengths (or angles).

Mol	Chain	Bond lengths		Bond angles	
		RMSZ	# Z >2	RMSZ	# Z >2
1	A	0.65	1/4043 (0.0%)	0.82	2/5550 (0.0%)
1	B	0.65	1/4043 (0.0%)	0.82	1/5550 (0.0%)
1	C	0.65	1/4043 (0.0%)	0.82	2/5550 (0.0%)
1	D	0.65	1/4043 (0.0%)	0.82	1/5550 (0.0%)
All	All	0.65	4/16172 (0.0%)	0.82	6/22200 (0.0%)

All (4) bond length outliers are listed below:

Mol	Chain	Res	Type	Atoms	Z	Observed(Å)	Ideal(Å)
1	D	507	TRP	CB-CG	-5.38	1.40	1.50
1	B	507	TRP	CB-CG	-5.33	1.40	1.50
1	A	507	TRP	CB-CG	-5.29	1.40	1.50
1	C	507	TRP	CB-CG	-5.27	1.40	1.50

All (6) bond angle outliers are listed below:

Mol	Chain	Res	Type	Atoms	Z	Observed(°)	Ideal(°)
1	C	317	PHE	CB-CG-CD2	-5.99	116.61	120.80
1	A	317	PHE	CB-CG-CD2	-5.93	116.65	120.80
1	B	232	HIS	C-N-CD	5.45	139.84	128.40
1	C	232	HIS	C-N-CD	5.43	139.81	128.40
1	D	232	HIS	C-N-CD	5.43	139.81	128.40
1	A	232	HIS	C-N-CD	5.43	139.80	128.40

There are no chirality outliers.

There are no planarity outliers.

5.2 Too-close contacts ⓘ

In the following table, the Non-H and H(model) columns list the number of non-hydrogen atoms and hydrogen atoms in the chain respectively. The H(added) column lists the number of hydrogen

atoms added and optimized by MolProbity. The Clashes column lists the number of clashes within the asymmetric unit, whereas Symm-Clashes lists symmetry related clashes.

Mol	Chain	Non-H	H(model)	H(added)	Clashes	Symm-Clashes
1	A	3958	0	3358	144	0
1	B	3958	0	3358	142	0
1	C	3958	0	3358	143	0
1	D	3958	0	3358	142	0
All	All	15832	0	13432	543	0

The all-atom clashscore is defined as the number of clashes found per 1000 atoms (including hydrogen atoms). The all-atom clashscore for this structure is 19.

All (543) close contacts within the same asymmetric unit are listed below, sorted by their clash magnitude.

Atom-1	Atom-2	Interatomic distance (Å)	Clash overlap (Å)
1:A:119:LEU:HD13	1:A:150:LEU:HD23	1.32	1.10
1:D:119:LEU:HD13	1:D:150:LEU:HD23	1.32	1.06
1:C:119:LEU:HD13	1:C:150:LEU:HD23	1.32	1.05
1:B:119:LEU:HD13	1:B:150:LEU:HD23	1.32	1.05
1:C:405:PHE:HE1	1:C:503:LEU:HB2	1.36	0.91
1:D:405:PHE:HE1	1:D:503:LEU:HB2	1.36	0.91
1:C:538:PHE:HE1	1:C:634:LEU:HG	1.35	0.90
1:B:405:PHE:HE1	1:B:503:LEU:HB2	1.36	0.90
1:A:538:PHE:HE1	1:A:634:LEU:HG	1.35	0.89
1:B:538:PHE:HE1	1:B:634:LEU:HG	1.36	0.89
1:D:538:PHE:HE1	1:D:634:LEU:HG	1.35	0.88
1:A:405:PHE:HE1	1:A:503:LEU:HB2	1.36	0.88
1:A:405:PHE:CD1	1:A:503:LEU:HD13	2.09	0.88
1:C:405:PHE:CD1	1:C:503:LEU:HD13	2.10	0.87
1:D:405:PHE:CD1	1:D:503:LEU:HD13	2.09	0.87
1:B:405:PHE:CD1	1:B:503:LEU:HD13	2.09	0.87
1:B:601:PHE:CD1	1:B:606:GLY:HA3	2.14	0.82
1:C:601:PHE:CD1	1:C:606:GLY:HA3	2.14	0.81
1:A:601:PHE:CD1	1:A:606:GLY:HA3	2.15	0.81
1:D:601:PHE:CD1	1:D:606:GLY:HA3	2.15	0.81
1:A:538:PHE:CE1	1:A:634:LEU:HG	2.17	0.80
1:C:538:PHE:CE1	1:C:634:LEU:HG	2.16	0.80
1:B:538:PHE:CE1	1:B:634:LEU:HG	2.17	0.80
1:D:232:HIS:CE1	1:D:233:PRO:HD3	2.17	0.80
1:A:232:HIS:CE1	1:A:233:PRO:HD3	2.17	0.79
1:D:470:PHE:CD2	1:D:512:TYR:HD1	2.00	0.79
1:B:232:HIS:CE1	1:B:233:PRO:HD3	2.17	0.79

Continued on next page...

Continued from previous page...

Atom-1	Atom-2	Interatomic distance (Å)	Clash overlap (Å)
1:C:232:HIS:CE1	1:C:233:PRO:HD3	2.17	0.79
1:B:470:PHE:CD2	1:B:512:TYR:HD1	2.00	0.79
1:A:470:PHE:CD2	1:A:512:TYR:HD1	2.00	0.79
1:D:538:PHE:CE1	1:D:634:LEU:HG	2.17	0.78
1:D:231:PRO:HD2	1:D:233:PRO:HD2	1.66	0.78
1:A:231:PRO:HD2	1:A:233:PRO:HD2	1.66	0.78
1:C:470:PHE:CD2	1:C:512:TYR:HD1	2.00	0.77
1:C:231:PRO:HD2	1:C:233:PRO:HD2	1.66	0.77
1:B:231:PRO:HD2	1:B:233:PRO:HD2	1.66	0.77
1:A:500:VAL:HG21	1:B:556:LEU:HD11	1.67	0.77
1:A:119:LEU:HD13	1:A:150:LEU:CD2	2.14	0.77
1:B:500:VAL:HG21	1:D:556:LEU:HD11	1.66	0.77
1:D:119:LEU:HD13	1:D:150:LEU:CD2	2.14	0.76
1:A:232:HIS:CD2	1:A:233:PRO:HD3	2.20	0.76
1:C:556:LEU:HD11	1:D:500:VAL:HG21	1.66	0.76
1:D:232:HIS:CD2	1:D:233:PRO:HD3	2.21	0.76
1:B:119:LEU:HD13	1:B:150:LEU:CD2	2.14	0.75
1:B:231:PRO:HG2	1:B:233:PRO:HD2	1.68	0.75
1:C:232:HIS:CD2	1:C:233:PRO:HD3	2.20	0.75
1:A:556:LEU:HD11	1:C:500:VAL:HG21	1.67	0.75
1:B:232:HIS:CD2	1:B:233:PRO:HD3	2.21	0.75
1:A:231:PRO:HG2	1:A:233:PRO:HD2	1.68	0.75
1:B:231:PRO:CD	1:B:233:PRO:HD2	2.17	0.75
1:C:231:PRO:HG2	1:C:233:PRO:HD2	1.68	0.75
1:D:231:PRO:CD	1:D:233:PRO:HD2	2.17	0.75
1:A:231:PRO:CD	1:A:233:PRO:HD2	2.17	0.75
1:C:119:LEU:HD13	1:C:150:LEU:CD2	2.14	0.74
1:C:231:PRO:CD	1:C:233:PRO:HD2	2.17	0.74
1:D:231:PRO:HG2	1:D:233:PRO:HD2	1.68	0.73
1:B:405:PHE:HD1	1:B:503:LEU:HD13	1.55	0.72
1:A:405:PHE:HD1	1:A:503:LEU:HD13	1.55	0.72
1:C:608:LEU:HD23	1:C:608:LEU:O	1.90	0.72
1:B:608:LEU:O	1:B:608:LEU:HD23	1.90	0.71
1:C:470:PHE:CD2	1:C:512:TYR:CD1	2.78	0.71
1:A:642:LEU:HD13	1:B:640:ILE:HD11	1.73	0.71
1:A:608:LEU:HD23	1:A:608:LEU:O	1.90	0.71
1:C:119:LEU:CD1	1:C:150:LEU:HD23	2.18	0.71
1:B:642:LEU:HD13	1:D:640:ILE:HD11	1.73	0.71
1:A:232:HIS:CG	1:A:233:PRO:HD3	2.26	0.71
1:B:601:PHE:CE1	1:B:607:GLU:N	2.59	0.71
1:B:470:PHE:CD2	1:B:512:TYR:CD1	2.78	0.71

Continued on next page...

Continued from previous page...

Atom-1	Atom-2	Interatomic distance (Å)	Clash overlap (Å)
1:A:601:PHE:CE1	1:A:607:GLU:N	2.59	0.71
1:C:232:HIS:CG	1:C:233:PRO:HD3	2.26	0.70
1:C:601:PHE:CE1	1:C:607:GLU:N	2.59	0.70
1:D:232:HIS:CG	1:D:233:PRO:HD3	2.26	0.70
1:D:470:PHE:CD2	1:D:512:TYR:CD1	2.78	0.70
1:A:469:TYR:CE2	1:A:470:PHE:CE1	2.80	0.70
1:D:601:PHE:CE1	1:D:607:GLU:N	2.60	0.70
1:A:470:PHE:CD2	1:A:512:TYR:CD1	2.78	0.70
1:D:608:LEU:O	1:D:608:LEU:HD23	1.90	0.70
1:B:469:TYR:CE2	1:B:470:PHE:CE1	2.80	0.70
1:C:640:ILE:HD11	1:D:642:LEU:HD13	1.73	0.69
1:B:232:HIS:CG	1:B:233:PRO:HD3	2.26	0.69
1:A:640:ILE:HD11	1:C:642:LEU:HD13	1.73	0.69
1:C:469:TYR:CE2	1:C:470:PHE:CE1	2.80	0.69
1:D:469:TYR:CE2	1:D:470:PHE:CE1	2.80	0.69
1:C:549:PHE:CD2	1:C:627:TYR:HD1	2.11	0.69
1:C:405:PHE:HD1	1:C:503:LEU:HD13	1.55	0.69
1:A:549:PHE:CD2	1:A:627:TYR:HD1	2.11	0.69
1:B:549:PHE:CD2	1:B:627:TYR:HD1	2.11	0.69
1:A:534:ASP:O	1:A:537:ARG:HG2	1.93	0.69
1:B:231:PRO:CG	1:B:233:PRO:HD2	2.23	0.68
1:C:614:LEU:O	1:C:615:ARG:HG2	1.93	0.68
1:B:534:ASP:O	1:B:537:ARG:HG2	1.93	0.68
1:D:119:LEU:CD1	1:D:150:LEU:HD23	2.18	0.68
1:D:534:ASP:O	1:D:537:ARG:HG2	1.93	0.68
1:D:226:TYR:O	1:D:230:ASN:N	2.27	0.68
1:C:534:ASP:O	1:C:537:ARG:HG2	1.93	0.68
1:D:549:PHE:CD2	1:D:627:TYR:HD1	2.11	0.68
1:C:226:TYR:O	1:C:230:ASN:CB	2.42	0.68
1:B:614:LEU:O	1:B:615:ARG:HG2	1.93	0.68
1:A:614:LEU:O	1:A:615:ARG:HG2	1.93	0.68
1:A:231:PRO:CG	1:A:233:PRO:HD2	2.24	0.68
1:B:549:PHE:HD2	1:B:627:TYR:CD1	2.11	0.67
1:C:549:PHE:HD2	1:C:627:TYR:CD1	2.11	0.67
1:D:614:LEU:O	1:D:615:ARG:HG2	1.93	0.67
1:D:231:PRO:CG	1:D:233:PRO:HD2	2.24	0.67
1:C:231:PRO:CG	1:C:233:PRO:HD2	2.24	0.67
1:A:549:PHE:HD2	1:A:627:TYR:CD1	2.11	0.67
1:D:549:PHE:HD2	1:D:627:TYR:CD1	2.11	0.67
1:B:119:LEU:CD1	1:B:150:LEU:HD23	2.18	0.67
1:C:642:LEU:HD12	1:C:643:MET:N	2.11	0.66

Continued on next page...

Continued from previous page...

Atom-1	Atom-2	Interatomic distance (Å)	Clash overlap (Å)
1:D:642:LEU:HD12	1:D:643:MET:N	2.10	0.66
1:B:642:LEU:HD12	1:B:643:MET:N	2.11	0.66
1:A:226:TYR:O	1:A:230:ASN:N	2.29	0.66
1:A:248:LEU:HD22	1:A:269:TYR:CE1	2.31	0.66
1:D:405:PHE:HD1	1:D:503:LEU:HD13	1.55	0.66
1:B:405:PHE:CE1	1:B:503:LEU:HB2	2.26	0.66
1:A:161:ARG:H	1:A:193:CYS:HA	1.61	0.65
1:C:248:LEU:HD22	1:C:269:TYR:CE1	2.31	0.65
1:C:398:TYR:CZ	1:C:402:MET:HE2	2.32	0.65
1:A:395:PHE:HD1	1:A:513:TYR:CG	2.15	0.65
1:B:226:TYR:O	1:B:230:ASN:CB	2.45	0.65
1:A:398:TYR:CZ	1:A:402:MET:HE2	2.32	0.65
1:C:395:PHE:HD1	1:C:513:TYR:CG	2.15	0.65
1:B:161:ARG:H	1:B:193:CYS:HA	1.61	0.65
1:B:248:LEU:HD22	1:B:269:TYR:CE1	2.31	0.65
1:B:395:PHE:HD1	1:B:513:TYR:CG	2.15	0.65
1:B:398:TYR:CZ	1:B:402:MET:HE2	2.32	0.65
1:D:398:TYR:CZ	1:D:402:MET:HE2	2.32	0.65
1:A:642:LEU:HD12	1:A:643:MET:N	2.11	0.65
1:C:161:ARG:H	1:C:193:CYS:HA	1.61	0.65
1:D:395:PHE:HD1	1:D:513:TYR:CG	2.15	0.65
1:B:180:LEU:O	1:B:184:ASN:N	2.30	0.65
1:A:405:PHE:CE1	1:A:503:LEU:HB2	2.26	0.64
1:A:119:LEU:CD1	1:A:150:LEU:HD23	2.18	0.64
1:D:248:LEU:HD22	1:D:269:TYR:CE1	2.32	0.64
1:D:359:ALA:O	1:D:367:ARG:NH1	2.32	0.64
1:C:359:ALA:O	1:C:367:ARG:NH1	2.31	0.63
1:C:318:SER:HA	1:C:323:SER:HB2	1.81	0.63
1:C:549:PHE:HD2	1:C:627:TYR:HD1	1.46	0.63
1:C:137:LEU:HA	1:C:140:ILE:HD12	1.80	0.63
1:D:161:ARG:H	1:D:193:CYS:HA	1.62	0.63
1:D:180:LEU:O	1:D:184:ASN:N	2.30	0.63
1:A:549:PHE:HD2	1:A:627:TYR:HD1	1.47	0.62
1:C:221:TRP:O	1:C:224:VAL:HG22	1.98	0.62
1:A:180:LEU:O	1:A:184:ASN:N	2.30	0.62
1:A:221:TRP:O	1:A:224:VAL:HG22	1.98	0.62
1:A:137:LEU:HA	1:A:140:ILE:HD12	1.80	0.62
1:B:137:LEU:HA	1:B:140:ILE:HD12	1.80	0.62
1:B:359:ALA:O	1:B:367:ARG:NH1	2.31	0.62
1:B:221:TRP:O	1:B:224:VAL:HG22	1.98	0.62
1:D:221:TRP:O	1:D:224:VAL:HG22	1.98	0.62

Continued on next page...

Continued from previous page...

Atom-1	Atom-2	Interatomic distance (Å)	Clash overlap (Å)
1:D:318:SER:HA	1:D:323:SER:HB2	1.81	0.62
1:D:137:LEU:HA	1:D:140:ILE:HD12	1.81	0.62
1:C:180:LEU:O	1:C:184:ASN:N	2.30	0.62
1:A:226:TYR:O	1:A:230:ASN:CB	2.48	0.62
1:B:549:PHE:HD2	1:B:627:TYR:HD1	1.46	0.62
1:A:318:SER:HA	1:A:323:SER:HB2	1.80	0.62
1:A:318:SER:O	1:A:323:SER:N	2.33	0.62
1:B:232:HIS:NE2	1:B:233:PRO:HD3	2.15	0.61
1:B:642:LEU:HD13	1:D:640:ILE:CD1	2.30	0.61
1:B:318:SER:HA	1:B:323:SER:HB2	1.81	0.61
1:C:405:PHE:HE1	1:C:503:LEU:CB	2.12	0.61
1:A:232:HIS:NE2	1:A:233:PRO:HD3	2.15	0.61
1:C:640:ILE:CD1	1:D:642:LEU:HD13	2.30	0.61
1:A:155:CYS:O	1:A:162:GLY:N	2.27	0.61
1:A:551:VAL:HA	1:A:554:VAL:HG12	1.82	0.61
1:A:642:LEU:HD13	1:B:640:ILE:CD1	2.30	0.61
1:A:640:ILE:CD1	1:C:642:LEU:HD13	2.30	0.61
1:D:155:CYS:O	1:D:162:GLY:N	2.27	0.61
1:D:643:MET:O	1:D:647:VAL:HG23	2.00	0.61
1:B:528:GLN:O	1:B:532:LEU:HD13	2.01	0.61
1:D:405:PHE:CE1	1:D:503:LEU:HB2	2.26	0.61
1:C:643:MET:O	1:C:647:VAL:HG23	2.01	0.61
1:C:232:HIS:NE2	1:C:233:PRO:HD3	2.15	0.60
1:B:643:MET:O	1:B:647:VAL:HG23	2.01	0.60
1:D:528:GLN:O	1:D:532:LEU:HD13	2.01	0.60
1:C:551:VAL:HA	1:C:554:VAL:HG12	1.82	0.60
1:D:405:PHE:HE1	1:D:503:LEU:CB	2.12	0.60
1:A:359:ALA:O	1:A:367:ARG:NH1	2.32	0.60
1:D:226:TYR:O	1:D:230:ASN:CB	2.49	0.60
1:B:226:TYR:O	1:B:230:ASN:N	2.34	0.60
1:B:449:GLY:HA2	1:B:452:TRP:HE1	1.66	0.60
1:D:232:HIS:NE2	1:D:233:PRO:HD3	2.15	0.60
1:A:528:GLN:O	1:A:532:LEU:HD13	2.01	0.60
1:C:231:PRO:HG2	1:C:233:PRO:CD	2.31	0.60
1:C:405:PHE:CE1	1:C:503:LEU:HB2	2.26	0.60
1:A:405:PHE:HE1	1:A:503:LEU:CB	2.12	0.60
1:D:551:VAL:HA	1:D:554:VAL:HG12	1.82	0.60
1:A:231:PRO:HG2	1:A:233:PRO:CD	2.31	0.60
1:B:231:PRO:HG2	1:B:233:PRO:CD	2.31	0.60
1:B:663:ALA:O	1:B:666:VAL:HG12	2.02	0.60
1:B:551:VAL:HA	1:B:554:VAL:HG12	1.82	0.60

Continued on next page...

Continued from previous page...

Atom-1	Atom-2	Interatomic distance (Å)	Clash overlap (Å)
1:C:366:HIS:CD2	1:C:368:HIS:HE1	2.20	0.60
1:A:449:GLY:HA2	1:A:452:TRP:HE1	1.66	0.59
1:B:543:LEU:O	1:B:546:LEU:HG	2.02	0.59
1:D:449:GLY:HA2	1:D:452:TRP:HE1	1.67	0.59
1:D:663:ALA:O	1:D:666:VAL:HG12	2.02	0.59
1:C:543:LEU:O	1:C:546:LEU:HG	2.02	0.59
1:B:366:HIS:CD2	1:B:368:HIS:HE1	2.20	0.59
1:A:366:HIS:CD2	1:A:368:HIS:HE1	2.20	0.59
1:C:449:GLY:HA2	1:C:452:TRP:HE1	1.66	0.59
1:A:663:ALA:O	1:A:666:VAL:HG12	2.03	0.59
1:A:643:MET:O	1:A:647:VAL:HG23	2.01	0.59
1:A:366:HIS:CD2	1:A:368:HIS:CE1	2.91	0.59
1:D:543:LEU:O	1:D:546:LEU:HG	2.02	0.59
1:D:366:HIS:CD2	1:D:368:HIS:CE1	2.91	0.59
1:B:405:PHE:HE1	1:B:503:LEU:CB	2.11	0.59
1:C:318:SER:O	1:C:323:SER:N	2.36	0.59
1:C:528:GLN:O	1:C:532:LEU:HD13	2.01	0.59
1:C:663:ALA:O	1:C:666:VAL:HG12	2.03	0.59
1:A:543:LEU:O	1:A:546:LEU:HG	2.02	0.59
1:A:549:PHE:CD2	1:A:627:TYR:CD1	2.90	0.59
1:D:231:PRO:HG2	1:D:233:PRO:CD	2.31	0.58
1:C:366:HIS:CD2	1:C:368:HIS:CE1	2.90	0.58
1:B:598:LEU:HD21	1:B:627:TYR:CZ	2.39	0.58
1:D:366:HIS:CD2	1:D:368:HIS:HE1	2.20	0.58
1:C:232:HIS:ND1	1:C:233:PRO:HD3	2.19	0.58
1:B:366:HIS:CD2	1:B:368:HIS:CE1	2.91	0.58
1:C:601:PHE:HZ	1:C:608:LEU:N	2.02	0.58
1:B:231:PRO:HG2	1:B:232:HIS:ND1	2.18	0.58
1:D:598:LEU:HD21	1:D:627:TYR:CZ	2.39	0.58
1:A:232:HIS:ND1	1:A:233:PRO:HD3	2.18	0.58
1:B:230:ASN:HA	1:B:231:PRO:C	2.24	0.58
1:C:598:LEU:HD21	1:C:627:TYR:CZ	2.38	0.57
1:D:306:ILE:HD12	1:D:307:GLU:N	2.19	0.57
1:A:601:PHE:HZ	1:A:608:LEU:N	2.02	0.57
1:B:306:ILE:HD12	1:B:307:GLU:N	2.19	0.57
1:D:601:PHE:HZ	1:D:608:LEU:N	2.02	0.57
1:D:549:PHE:CD2	1:D:627:TYR:CD1	2.90	0.57
1:B:155:CYS:O	1:B:162:GLY:N	2.27	0.57
1:D:232:HIS:ND1	1:D:233:PRO:HD3	2.19	0.57
1:A:230:ASN:HA	1:A:231:PRO:C	2.24	0.57
1:A:598:LEU:HD21	1:A:627:TYR:CZ	2.39	0.57

Continued on next page...

Continued from previous page...

Atom-1	Atom-2	Interatomic distance (Å)	Clash overlap (Å)
1:D:457:ARG:O	1:D:460:PHE:N	2.36	0.57
1:C:306:ILE:HD12	1:C:307:GLU:N	2.19	0.57
1:C:231:PRO:HG2	1:C:232:HIS:ND1	2.19	0.57
1:B:537:ARG:O	1:B:540:LEU:HG	2.05	0.57
1:C:157:ASP:HA	1:C:161:ARG:HB2	1.87	0.57
1:D:395:PHE:HD1	1:D:513:TYR:CD2	2.23	0.57
1:B:601:PHE:HZ	1:B:608:LEU:N	2.02	0.57
1:D:230:ASN:HA	1:D:231:PRO:C	2.24	0.57
1:B:157:ASP:HA	1:B:161:ARG:HB2	1.87	0.57
1:A:457:ARG:O	1:A:460:PHE:N	2.36	0.57
1:D:231:PRO:HG2	1:D:232:HIS:ND1	2.19	0.56
1:B:232:HIS:ND1	1:B:233:PRO:HD3	2.19	0.56
1:B:549:PHE:CD2	1:B:627:TYR:CD1	2.90	0.56
1:B:395:PHE:HD1	1:B:513:TYR:CD2	2.23	0.56
1:C:457:ARG:O	1:C:460:PHE:N	2.36	0.56
1:C:230:ASN:HA	1:C:231:PRO:C	2.24	0.56
1:C:537:ARG:O	1:C:540:LEU:HG	2.05	0.56
1:D:157:ASP:HA	1:D:161:ARG:HB2	1.87	0.56
1:A:306:ILE:HD12	1:A:307:GLU:N	2.19	0.56
1:A:537:ARG:O	1:A:540:LEU:HG	2.05	0.56
1:C:395:PHE:HD1	1:C:513:TYR:CD2	2.23	0.56
1:B:318:SER:O	1:B:323:SER:N	2.39	0.56
1:A:157:ASP:HA	1:A:161:ARG:HB2	1.87	0.56
1:B:457:ARG:O	1:B:460:PHE:N	2.36	0.56
1:A:395:PHE:HD1	1:A:513:TYR:CD2	2.23	0.56
1:D:231:PRO:HG2	1:D:232:HIS:CE1	2.41	0.55
1:B:366:HIS:HB3	1:B:368:HIS:CE1	2.41	0.55
1:A:231:PRO:HG2	1:A:232:HIS:ND1	2.19	0.55
1:D:318:SER:O	1:D:323:SER:N	2.39	0.55
1:A:366:HIS:HB3	1:A:368:HIS:CE1	2.41	0.55
1:C:155:CYS:O	1:C:162:GLY:N	2.27	0.55
1:C:624:LEU:O	1:C:627:TYR:HB3	2.07	0.55
1:B:231:PRO:HG2	1:B:232:HIS:CE1	2.41	0.55
1:C:231:PRO:HG2	1:C:232:HIS:CE1	2.42	0.55
1:A:450:GLN:O	1:A:453:TYR:HB3	2.07	0.55
1:C:450:GLN:O	1:C:453:TYR:HB3	2.07	0.55
1:B:624:LEU:O	1:B:627:TYR:HB3	2.07	0.55
1:C:366:HIS:HB3	1:C:368:HIS:CE1	2.41	0.55
1:B:450:GLN:O	1:B:453:TYR:HB3	2.07	0.55
1:D:450:GLN:O	1:D:453:TYR:HB3	2.07	0.55
1:D:366:HIS:HB3	1:D:368:HIS:CE1	2.41	0.55

Continued on next page...

Continued from previous page...

Atom-1	Atom-2	Interatomic distance (Å)	Clash overlap (Å)
1:B:232:HIS:H	1:B:233:PRO:CD	2.20	0.55
1:C:549:PHE:CD2	1:C:627:TYR:CD1	2.90	0.55
1:D:537:ARG:O	1:D:540:LEU:HG	2.07	0.55
1:D:232:HIS:H	1:D:233:PRO:CD	2.20	0.55
1:A:231:PRO:HG2	1:A:232:HIS:CE1	2.42	0.55
1:C:226:TYR:O	1:C:230:ASN:N	2.40	0.55
1:B:449:GLY:HA2	1:B:452:TRP:NE1	2.22	0.55
1:A:384:TRP:CE2	1:A:662:LYS:HE2	2.42	0.55
1:A:624:LEU:O	1:A:627:TYR:HB3	2.07	0.54
1:B:384:TRP:CE2	1:B:662:LYS:HE2	2.42	0.54
1:B:500:VAL:HG21	1:D:556:LEU:CD1	2.37	0.54
1:A:449:GLY:HA2	1:A:452:TRP:NE1	2.23	0.54
1:C:384:TRP:CE2	1:C:662:LYS:HE2	2.42	0.54
1:C:232:HIS:H	1:C:233:PRO:CD	2.20	0.54
1:C:134:ILE:C	1:C:138:LEU:HD13	2.28	0.54
1:A:134:ILE:C	1:A:138:LEU:HD13	2.28	0.54
1:B:134:ILE:C	1:B:138:LEU:HD13	2.28	0.54
1:A:643:MET:HG2	1:C:643:MET:SD	2.48	0.54
1:D:624:LEU:O	1:D:627:TYR:HB3	2.07	0.54
1:D:449:GLY:HA2	1:D:452:TRP:NE1	2.23	0.54
1:A:643:MET:SD	1:B:643:MET:HG2	2.48	0.54
1:D:134:ILE:C	1:D:138:LEU:HD13	2.28	0.54
1:C:643:MET:HG2	1:D:643:MET:SD	2.48	0.53
1:D:384:TRP:CE2	1:D:662:LYS:HE2	2.42	0.53
1:A:556:LEU:CD1	1:C:500:VAL:HG21	2.38	0.53
1:D:405:PHE:CE1	1:D:503:LEU:CB	2.91	0.53
1:D:541:VAL:O	1:D:544:VAL:HG12	2.09	0.53
1:A:232:HIS:H	1:A:233:PRO:CD	2.20	0.53
1:C:496:LEU:N	1:C:497:PRO:HD2	2.24	0.53
1:A:241:ASP:OD1	1:A:245:ASN:N	2.42	0.53
1:C:556:LEU:CD1	1:D:500:VAL:HG21	2.37	0.53
1:B:643:MET:SD	1:D:643:MET:HG2	2.48	0.53
1:C:449:GLY:HA2	1:C:452:TRP:NE1	2.22	0.53
1:D:241:ASP:OD1	1:D:245:ASN:N	2.42	0.53
1:B:541:VAL:O	1:B:544:VAL:HG12	2.09	0.53
1:C:241:ASP:OD1	1:C:245:ASN:N	2.42	0.53
1:A:541:VAL:O	1:A:544:VAL:HG12	2.09	0.53
1:C:601:PHE:CE1	1:C:606:GLY:C	2.83	0.53
1:D:549:PHE:HD2	1:D:627:TYR:HD1	1.47	0.53
1:A:371:VAL:HG11	1:A:660:LEU:HB3	1.91	0.53
1:B:241:ASP:OD1	1:B:245:ASN:N	2.42	0.53

Continued on next page...

Continued from previous page...

Atom-1	Atom-2	Interatomic distance (Å)	Clash overlap (Å)
1:A:317:PHE:HB3	1:A:322:GLN:CB	2.39	0.53
1:A:496:LEU:N	1:A:497:PRO:HD2	2.24	0.52
1:A:405:PHE:CE1	1:A:503:LEU:CB	2.91	0.52
1:A:358:ILE:HD11	1:A:370:MET:HB2	1.92	0.52
1:D:496:LEU:N	1:D:497:PRO:HD2	2.24	0.52
1:B:601:PHE:CE1	1:B:606:GLY:C	2.83	0.52
1:C:371:VAL:HG11	1:C:660:LEU:HB3	1.91	0.52
1:C:317:PHE:HB3	1:C:322:GLN:CB	2.39	0.52
1:C:541:VAL:O	1:C:544:VAL:HG12	2.09	0.52
1:C:405:PHE:CE1	1:C:503:LEU:CB	2.91	0.52
1:B:371:VAL:HG11	1:B:660:LEU:HB3	1.91	0.52
1:B:496:LEU:N	1:B:497:PRO:HD2	2.24	0.52
1:C:358:ILE:HD11	1:C:370:MET:HB2	1.92	0.52
1:B:208:GLY:HA2	1:B:213:SER:OG	2.10	0.52
1:D:371:VAL:HG11	1:D:660:LEU:HB3	1.91	0.51
1:D:368:HIS:HA	1:D:660:LEU:HD23	1.93	0.51
1:D:538:PHE:CE1	1:D:634:LEU:CG	2.92	0.51
1:A:500:VAL:HG21	1:B:556:LEU:CD1	2.38	0.51
1:D:358:ILE:HD11	1:D:370:MET:HB2	1.92	0.51
1:A:537:ARG:HG3	1:A:538:PHE:N	2.26	0.51
1:B:232:HIS:H	1:B:233:PRO:HD2	1.76	0.51
1:D:208:GLY:HA2	1:D:213:SER:OG	2.10	0.51
1:B:405:PHE:CE1	1:B:503:LEU:CB	2.90	0.51
1:A:368:HIS:HA	1:A:660:LEU:HD23	1.93	0.51
1:A:208:GLY:HA2	1:A:213:SER:OG	2.10	0.51
1:A:540:LEU:HD12	1:A:541:VAL:N	2.26	0.51
1:A:601:PHE:CE1	1:A:606:GLY:C	2.83	0.51
1:B:368:HIS:HA	1:B:660:LEU:HD23	1.93	0.51
1:D:540:LEU:HD12	1:D:541:VAL:N	2.26	0.51
1:D:601:PHE:CE1	1:D:606:GLY:C	2.84	0.51
1:C:368:HIS:HA	1:C:660:LEU:HD23	1.93	0.51
1:B:537:ARG:HG3	1:B:538:PHE:N	2.26	0.50
1:A:232:HIS:H	1:A:233:PRO:HD2	1.76	0.50
1:C:208:GLY:HA2	1:C:213:SER:OG	2.11	0.50
1:B:358:ILE:HD11	1:B:370:MET:HB2	1.92	0.50
1:D:433:LEU:O	1:D:437:ILE:HG12	2.11	0.50
1:C:232:HIS:H	1:C:233:PRO:HD2	1.76	0.50
1:D:232:HIS:H	1:D:233:PRO:HD2	1.77	0.50
1:A:538:PHE:CE1	1:A:634:LEU:CG	2.92	0.50
1:A:621:LEU:HD12	1:A:622:LEU:N	2.27	0.50
1:D:521:GLY:O	1:D:524:SER:OG	2.27	0.50

Continued on next page...

Continued from previous page...

Atom-1	Atom-2	Interatomic distance (Å)	Clash overlap (Å)
1:A:511:LEU:O	1:A:514:THR:HG22	2.12	0.50
1:B:317:PHE:HB3	1:B:322:GLN:CB	2.41	0.50
1:C:598:LEU:HD21	1:C:627:TYR:CE1	2.47	0.50
1:B:433:LEU:O	1:B:437:ILE:HG12	2.11	0.50
1:B:621:LEU:HD12	1:B:622:LEU:N	2.27	0.50
1:C:621:LEU:HD12	1:C:622:LEU:N	2.27	0.50
1:C:540:LEU:HD12	1:C:541:VAL:N	2.26	0.50
1:B:540:LEU:HD12	1:B:541:VAL:N	2.26	0.50
1:C:482:VAL:O	1:C:486:VAL:HG23	2.12	0.50
1:C:537:ARG:HG3	1:C:538:PHE:N	2.26	0.50
1:D:598:LEU:HD21	1:D:627:TYR:CE1	2.47	0.50
1:D:621:LEU:HD12	1:D:622:LEU:N	2.27	0.50
1:B:538:PHE:CE1	1:B:634:LEU:CG	2.92	0.49
1:D:317:PHE:HB3	1:D:322:GLN:CB	2.41	0.49
1:A:433:LEU:O	1:A:437:ILE:HG12	2.11	0.49
1:A:482:VAL:O	1:A:486:VAL:HG23	2.12	0.49
1:B:521:GLY:O	1:B:524:SER:OG	2.27	0.49
1:C:511:LEU:O	1:C:514:THR:HG22	2.12	0.49
1:B:511:LEU:O	1:B:514:THR:HG22	2.12	0.49
1:B:232:HIS:CG	1:B:233:PRO:CD	2.96	0.49
1:B:598:LEU:HD21	1:B:627:TYR:CE1	2.47	0.49
1:A:598:LEU:HD21	1:A:627:TYR:CE1	2.47	0.49
1:C:433:LEU:O	1:C:437:ILE:HG12	2.12	0.49
1:B:482:VAL:O	1:B:486:VAL:HG23	2.12	0.49
1:D:232:HIS:CG	1:D:233:PRO:CD	2.96	0.49
1:C:395:PHE:CD1	1:C:513:TYR:CD2	3.01	0.48
1:B:395:PHE:CD1	1:B:513:TYR:CD2	3.01	0.48
1:A:116:LYS:HA	1:A:150:LEU:HD11	1.95	0.48
1:D:537:ARG:HG3	1:D:538:PHE:N	2.26	0.48
1:C:116:LYS:HA	1:C:150:LEU:HD11	1.95	0.48
1:D:511:LEU:O	1:D:514:THR:HG22	2.12	0.48
1:A:646:THR:HG21	1:B:640:ILE:HG23	1.95	0.48
1:D:688:THR:O	1:D:702:CYS:N	2.43	0.48
1:D:106:ASP:OD1	1:D:107:SER:N	2.47	0.48
1:C:538:PHE:CE1	1:C:634:LEU:CG	2.92	0.48
1:A:395:PHE:CD1	1:A:513:TYR:CD2	3.01	0.48
1:D:482:VAL:O	1:D:486:VAL:HG23	2.13	0.48
1:D:395:PHE:CD1	1:D:513:TYR:CD2	3.01	0.48
1:C:106:ASP:OD1	1:C:107:SER:N	2.47	0.48
1:C:134:ILE:O	1:C:138:LEU:HD13	2.14	0.48
1:C:232:HIS:CG	1:C:233:PRO:CD	2.96	0.47

Continued on next page...

Continued from previous page...

Atom-1	Atom-2	Interatomic distance (Å)	Clash overlap (Å)
1:B:106:ASP:OD1	1:B:107:SER:N	2.47	0.47
1:B:688:THR:O	1:B:702:CYS:N	2.43	0.47
1:D:116:LYS:HA	1:D:150:LEU:HD11	1.95	0.47
1:C:538:PHE:CZ	1:C:635:LEU:HD23	2.49	0.47
1:B:646:THR:HG21	1:D:640:ILE:HG23	1.96	0.47
1:D:134:ILE:O	1:D:138:LEU:HD13	2.14	0.47
1:B:134:ILE:O	1:B:138:LEU:HD13	2.14	0.47
1:B:116:LYS:HA	1:B:150:LEU:HD11	1.95	0.47
1:C:640:ILE:HG23	1:D:646:THR:HG21	1.95	0.47
1:D:123:VAL:HA	1:D:131:ASN:HD21	1.79	0.47
1:A:538:PHE:CZ	1:A:635:LEU:HD23	2.50	0.47
1:A:640:ILE:HG23	1:C:646:THR:HG21	1.96	0.47
1:A:134:ILE:O	1:A:138:LEU:HD13	2.14	0.47
1:D:227:LEU:O	1:D:234:ALA:HA	2.15	0.47
1:A:123:VAL:HA	1:A:131:ASN:HD21	1.79	0.47
1:C:227:LEU:O	1:C:234:ALA:HA	2.15	0.47
1:B:227:LEU:O	1:B:234:ALA:HA	2.15	0.47
1:D:538:PHE:CZ	1:D:635:LEU:HD23	2.49	0.47
1:A:106:ASP:OD1	1:A:107:SER:N	2.47	0.47
1:B:123:VAL:HA	1:B:131:ASN:HD21	1.79	0.46
1:A:227:LEU:O	1:A:234:ALA:HA	2.15	0.46
1:C:127:GLN:N	1:C:130:VAL:O	2.48	0.46
1:A:232:HIS:CG	1:A:233:PRO:CD	2.96	0.46
1:B:322:GLN:O	1:B:325:SER:OG	2.26	0.46
1:B:538:PHE:CZ	1:B:635:LEU:HD23	2.50	0.46
1:C:230:ASN:HA	1:C:231:PRO:O	2.15	0.46
1:C:521:GLY:O	1:C:524:SER:OG	2.27	0.46
1:A:688:THR:O	1:A:702:CYS:N	2.43	0.46
1:C:123:VAL:HA	1:C:131:ASN:HD21	1.79	0.46
1:B:210:LEU:O	1:B:213:SER:OG	2.25	0.46
1:D:127:GLN:N	1:D:130:VAL:O	2.48	0.46
1:D:230:ASN:HA	1:D:231:PRO:O	2.15	0.46
1:B:127:GLN:N	1:B:130:VAL:O	2.48	0.46
1:A:315:ARG:HB2	1:A:327:LYS:O	2.16	0.46
1:A:127:GLN:N	1:A:130:VAL:O	2.48	0.46
1:B:315:ARG:HB2	1:B:327:LYS:O	2.16	0.45
1:B:395:PHE:CD1	1:B:513:TYR:CB	2.99	0.45
1:C:358:ILE:O	1:C:367:ARG:NH1	2.49	0.45
1:A:395:PHE:CD1	1:A:513:TYR:CB	2.99	0.45
1:B:230:ASN:HA	1:B:231:PRO:O	2.16	0.45
1:D:358:ILE:O	1:D:367:ARG:NH1	2.50	0.45

Continued on next page...

Continued from previous page...

Atom-1	Atom-2	Interatomic distance (Å)	Clash overlap (Å)
1:D:315:ARG:HB2	1:D:327:LYS:O	2.16	0.45
1:B:673:TYR:O	1:B:679:LYS:HA	2.17	0.45
1:D:384:TRP:CZ2	1:D:662:LYS:HE2	2.52	0.45
1:A:230:ASN:HA	1:A:231:PRO:O	2.16	0.45
1:D:673:TYR:O	1:D:679:LYS:HA	2.17	0.45
1:C:315:ARG:HB2	1:C:327:LYS:O	2.16	0.45
1:A:409:ALA:O	1:A:412:GLN:HB3	2.17	0.45
1:A:105:THR:O	1:A:109:TYR:N	2.50	0.45
1:B:358:ILE:O	1:B:367:ARG:NH1	2.50	0.45
1:C:384:TRP:CZ2	1:C:662:LYS:HE2	2.52	0.45
1:B:105:THR:O	1:B:109:TYR:N	2.50	0.45
1:A:556:LEU:HD11	1:C:500:VAL:CG2	2.44	0.45
1:B:409:ALA:O	1:B:412:GLN:HB3	2.17	0.45
1:B:358:ILE:O	1:B:362:SER:OG	2.35	0.45
1:A:358:ILE:O	1:A:367:ARG:NH1	2.49	0.45
1:A:673:TYR:O	1:A:679:LYS:HA	2.17	0.45
1:D:395:PHE:CD1	1:D:513:TYR:CB	2.99	0.44
1:D:409:ALA:O	1:D:412:GLN:HB3	2.17	0.44
1:C:556:LEU:HD11	1:D:500:VAL:CG2	2.43	0.44
1:C:395:PHE:CD1	1:C:513:TYR:CB	2.99	0.44
1:A:358:ILE:O	1:A:362:SER:OG	2.35	0.44
1:C:204:CYS:SG	1:C:205:PHE:N	2.89	0.44
1:A:384:TRP:CZ2	1:A:662:LYS:HE2	2.52	0.44
1:B:384:TRP:CZ2	1:B:662:LYS:HE2	2.52	0.44
1:C:105:THR:O	1:C:109:TYR:N	2.50	0.44
1:B:500:VAL:CG2	1:D:556:LEU:HD11	2.43	0.44
1:A:384:TRP:O	1:A:387:LEU:N	2.50	0.44
1:C:630:LEU:O	1:C:633:VAL:HG12	2.18	0.44
1:A:204:CYS:SG	1:A:205:PHE:N	2.90	0.44
1:D:360:PHE:HE1	1:D:664:ILE:HG23	1.83	0.44
1:D:384:TRP:O	1:D:387:LEU:N	2.50	0.44
1:C:409:ALA:O	1:C:412:GLN:HB3	2.17	0.44
1:C:673:TYR:O	1:C:679:LYS:HA	2.17	0.44
1:C:210:LEU:O	1:C:213:SER:OG	2.25	0.43
1:A:630:LEU:O	1:A:633:VAL:HG12	2.18	0.43
1:D:538:PHE:O	1:D:541:VAL:HG12	2.18	0.43
1:D:358:ILE:O	1:D:362:SER:OG	2.36	0.43
1:D:630:LEU:O	1:D:633:VAL:HG12	2.18	0.43
1:B:384:TRP:O	1:B:387:LEU:N	2.50	0.43
1:C:688:THR:O	1:C:702:CYS:N	2.43	0.43
1:D:105:THR:O	1:D:109:TYR:N	2.50	0.43

Continued on next page...

Continued from previous page...

Atom-1	Atom-2	Interatomic distance (Å)	Clash overlap (Å)
1:A:542:TYR:HA	1:A:545:PHE:CE2	2.54	0.43
1:A:521:GLY:O	1:A:524:SER:OG	2.27	0.43
1:A:360:PHE:HE1	1:A:664:ILE:HG23	1.83	0.43
1:C:360:PHE:HE1	1:C:664:ILE:HG23	1.83	0.43
1:C:538:PHE:O	1:C:541:VAL:HG12	2.19	0.43
1:D:542:TYR:HA	1:D:545:PHE:CE2	2.54	0.43
1:C:322:GLN:O	1:C:325:SER:OG	2.27	0.43
1:B:542:TYR:HA	1:B:545:PHE:CE2	2.54	0.43
1:B:630:LEU:O	1:B:633:VAL:HG12	2.18	0.42
1:C:542:TYR:HA	1:C:545:PHE:CE2	2.54	0.42
1:A:601:PHE:CE1	1:A:606:GLY:HA3	2.53	0.42
1:B:601:PHE:CE1	1:B:606:GLY:HA3	2.52	0.42
1:D:204:CYS:SG	1:D:205:PHE:N	2.90	0.42
1:D:262:SER:O	1:D:266:VAL:HG23	2.20	0.42
1:B:204:CYS:SG	1:B:205:PHE:N	2.89	0.42
1:B:538:PHE:O	1:B:541:VAL:HG12	2.19	0.42
1:A:500:VAL:CG2	1:B:556:LEU:HD11	2.44	0.42
1:A:322:GLN:O	1:A:325:SER:OG	2.27	0.42
1:B:360:PHE:HE1	1:B:664:ILE:HG23	1.83	0.42
1:B:261:ASN:O	1:B:265:VAL:HG23	2.20	0.42
1:A:290:ASN:H	1:A:294:LEU:H	1.67	0.42
1:C:313:LEU:HD12	1:C:313:LEU:HA	1.90	0.42
1:C:384:TRP:O	1:C:387:LEU:N	2.50	0.42
1:C:262:SER:O	1:C:266:VAL:HG23	2.19	0.42
1:C:544:VAL:HG13	1:C:545:PHE:N	2.35	0.42
1:A:544:VAL:HG13	1:A:545:PHE:N	2.35	0.42
1:C:358:ILE:O	1:C:362:SER:OG	2.35	0.42
1:B:290:ASN:H	1:B:294:LEU:H	1.67	0.42
1:A:538:PHE:O	1:A:541:VAL:HG12	2.19	0.42
1:B:544:VAL:HG13	1:B:545:PHE:N	2.35	0.42
1:D:458:ARG:O	1:D:458:ARG:HG2	2.20	0.41
1:D:261:ASN:O	1:D:264:LEU:HG	2.20	0.41
1:A:399:LEU:HD23	1:A:403:LEU:HD13	2.02	0.41
1:A:262:SER:O	1:A:266:VAL:HG23	2.19	0.41
1:B:458:ARG:O	1:B:458:ARG:HG2	2.20	0.41
1:C:601:PHE:CE1	1:C:606:GLY:HA3	2.52	0.41
1:A:261:ASN:O	1:A:264:LEU:HG	2.20	0.41
1:C:261:ASN:O	1:C:264:LEU:HG	2.20	0.41
1:C:261:ASN:O	1:C:265:VAL:HG23	2.20	0.41
1:C:458:ARG:HG2	1:C:458:ARG:O	2.20	0.41
1:C:290:ASN:H	1:C:294:LEU:H	1.67	0.41

Continued on next page...

Continued from previous page...

Atom-1	Atom-2	Interatomic distance (Å)	Clash overlap (Å)
1:B:399:LEU:HD23	1:B:403:LEU:HD13	2.02	0.41
1:B:389:PRO:HA	1:B:392:CYS:SG	2.61	0.41
1:A:157:ASP:HB3	1:A:161:ARG:HD3	2.03	0.41
1:B:261:ASN:O	1:B:264:LEU:HG	2.20	0.41
1:A:261:ASN:O	1:A:265:VAL:HG23	2.20	0.41
1:D:544:VAL:HG13	1:D:545:PHE:N	2.35	0.41
1:D:261:ASN:O	1:D:265:VAL:HG23	2.19	0.41
1:B:549:PHE:CE2	1:B:627:TYR:HD1	2.39	0.41
1:D:322:GLN:O	1:D:325:SER:OG	2.26	0.41
1:B:262:SER:O	1:B:266:VAL:HG23	2.20	0.41
1:A:458:ARG:HG2	1:A:458:ARG:O	2.20	0.41
1:C:389:PRO:HA	1:C:392:CYS:SG	2.61	0.40
1:D:290:ASN:H	1:D:294:LEU:H	1.68	0.40
1:D:549:PHE:CE2	1:D:627:TYR:HD1	2.39	0.40
1:D:323:SER:OG	1:D:692:ARG:NH2	2.54	0.40
1:C:277:ALA:O	1:C:281:PRO:HB3	2.21	0.40
1:D:389:PRO:HA	1:D:392:CYS:SG	2.61	0.40
1:D:601:PHE:CE1	1:D:606:GLY:HA3	2.53	0.40
1:C:323:SER:OG	1:C:692:ARG:NH2	2.54	0.40
1:A:615:ARG:O	1:A:616:PHE:HD1	2.05	0.40
1:D:297:LEU:O	1:D:300:ALA:HB3	2.22	0.40
1:A:297:LEU:O	1:A:300:ALA:HB3	2.22	0.40
1:A:313:LEU:HA	1:A:313:LEU:HD12	1.90	0.40
1:A:323:SER:OG	1:A:692:ARG:NH2	2.54	0.40

There are no symmetry-related clashes.

5.3 Torsion angles [i](#)

5.3.1 Protein backbone [i](#)

In the following table, the Percentiles column shows the percent Ramachandran outliers of the chain as a percentile score with respect to all PDB entries followed by that with respect to all EM entries.

The Analysed column shows the number of residues for which the backbone conformation was analysed, and the total number of residues.

Mol	Chain	Analysed	Favoured	Allowed	Outliers	Percentiles
1	A	578/613 (94%)	523 (90%)	52 (9%)	3 (0%)	34 77

Continued on next page...

Continued from previous page...

Mol	Chain	Analysed	Favoured	Allowed	Outliers	Percentiles	
1	B	578/613 (94%)	523 (90%)	52 (9%)	3 (0%)	34	77
1	C	578/613 (94%)	523 (90%)	52 (9%)	3 (0%)	34	77
1	D	578/613 (94%)	523 (90%)	52 (9%)	3 (0%)	34	77
All	All	2312/2452 (94%)	2092 (90%)	208 (9%)	12 (0%)	38	77

All (12) Ramachandran outliers are listed below:

Mol	Chain	Res	Type
1	A	232	HIS
1	B	232	HIS
1	C	232	HIS
1	D	232	HIS
1	A	320	PRO
1	B	320	PRO
1	C	320	PRO
1	D	320	PRO
1	A	231	PRO
1	B	231	PRO
1	C	231	PRO
1	D	231	PRO

5.3.2 Protein sidechains ⓘ

In the following table, the Percentiles column shows the percent sidechain outliers of the chain as a percentile score with respect to all PDB entries followed by that with respect to all EM entries.

The Analysed column shows the number of residues for which the sidechain conformation was analysed, and the total number of residues.

Mol	Chain	Analysed	Rotameric	Outliers	Percentiles	
1	A	300/534 (56%)	298 (99%)	2 (1%)	88	95
1	B	300/534 (56%)	298 (99%)	2 (1%)	88	95
1	C	300/534 (56%)	298 (99%)	2 (1%)	88	95
1	D	300/534 (56%)	298 (99%)	2 (1%)	88	95
All	All	1200/2136 (56%)	1192 (99%)	8 (1%)	89	95

All (8) residues with a non-rotameric sidechain are listed below:

Mol	Chain	Res	Type
1	A	537	ARG
1	A	652	THR
1	B	537	ARG
1	B	652	THR
1	C	537	ARG
1	C	652	THR
1	D	537	ARG
1	D	652	THR

Some sidechains can be flipped to improve hydrogen bonding and reduce clashes. All (16) such sidechains are listed below:

Mol	Chain	Res	Type
1	A	366	HIS
1	A	368	HIS
1	A	477	GLN
1	A	509	ASN
1	B	366	HIS
1	B	368	HIS
1	B	477	GLN
1	B	509	ASN
1	C	366	HIS
1	C	368	HIS
1	C	477	GLN
1	C	509	ASN
1	D	366	HIS
1	D	368	HIS
1	D	477	GLN
1	D	509	ASN

5.3.3 RNA ⓘ

There are no RNA molecules in this entry.

5.4 Non-standard residues in protein, DNA, RNA chains ⓘ

There are no non-standard protein/DNA/RNA residues in this entry.

5.5 Carbohydrates ⓘ

There are no carbohydrates in this entry.

5.6 Ligand geometry [i](#)

There are no ligands in this entry.

5.7 Other polymers [i](#)

There are no such residues in this entry.

5.8 Polymer linkage issues [i](#)

There are no chain breaks in this entry.