



wwPDB X-ray Structure Validation Summary Report ⓘ

Feb 19, 2016 – 09:33 PM GMT

PDB ID : 5APV
Title : Sequence IANKEDKAD inserted between GCN4 adaptors - Structure A9b grey
Authors : Hartmann, M.D.; Mendler, C.T.; Lupas, A.N.; Hernandez Alvarez, B.
Deposited on : 2015-09-17
Resolution : 2.00 Å(reported)

This is a wwPDB X-ray Structure Validation Summary Report for a publicly released PDB entry.
We welcome your comments at validation@mail.wwpdb.org
A user guide is available at
<http://wwpdb.org/validation/2016/XrayValidationReportHelp>
with specific help available everywhere you see the ⓘ symbol.

The following versions of software and data (see [references ⓘ](#)) were used in the production of this report:

MolProbity : 4.02b-467
Mogul : unknown
Xtriage (Phenix) : 1.9-1692
EDS : rb-20026982
Percentile statistics : 20151230.v01 (using entries in the PDB archive December 30th 2015)
Refmac : 5.8.0135
CCP4 : 6.5.0
Ideal geometry (proteins) : Engh & Huber (2001)
Ideal geometry (DNA, RNA) : Parkinson et al. (1996)
Validation Pipeline (wwPDB-VP) : rb-20026982

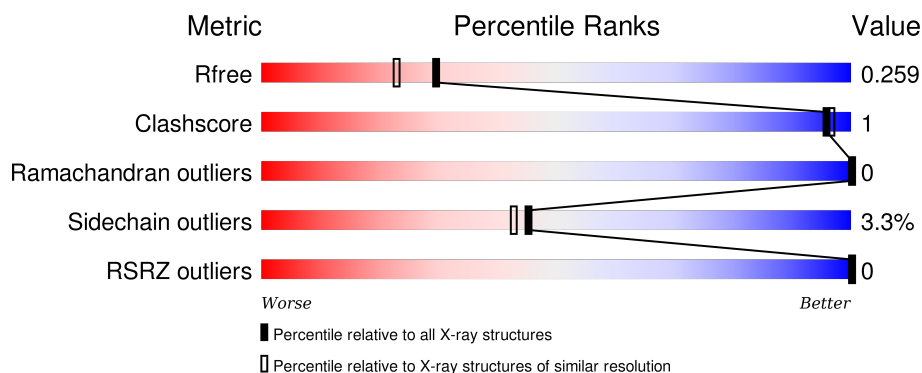
1 Overall quality at a glance

The following experimental techniques were used to determine the structure:

X-RAY DIFFRACTION


The reported resolution of this entry is 2.00 Å.

Percentile scores (ranging between 0-100) for global validation metrics of the entry are shown in the following graphic. The table shows the number of entries on which the scores are based.




Metric	Whole archive (#Entries)	Similar resolution (#Entries, resolution range(Å))
R_{free}	91344	6249 (2.00-2.00)
Clashscore	102246	7340 (2.00-2.00)
Ramachandran outliers	100387	7248 (2.00-2.00)
Sidechain outliers	100360	7247 (2.00-2.00)
RSRZ outliers	91569	6262 (2.00-2.00)

The table below summarises the geometric issues observed across the polymeric chains and their fit to the electron density. The red, orange, yellow and green segments on the lower bar indicate the fraction of residues that contain outliers for ≥ 3 , 2, 1 and 0 types of geometric quality criteria. A grey segment represents the fraction of residues that are not modelled. The numeric value for each fraction is indicated below the corresponding segment, with a dot representing fractions $\leq 5\%$. The upper red bar (where present) indicates the fraction of residues that have poor fit to the electron density. The numeric value is given above the bar.

Mol	Chain	Length	Quality of chain
1	A	95	 72% 26%
1	B	95	 65% 29%
1	C	95	 66% 6% 27%
1	D	95	 67% 28%
1	E	95	 68% 29%

Continued on next page...

Continued from previous page...

Mol	Chain	Length	Quality of chain
1	F	95	 A horizontal bar chart showing the quality of chain F. The bar is divided into three segments: a green segment representing 66%, a yellow segment representing 1%, and a grey segment representing 29%. A small black dot is located at the end of the yellow segment.

2 Entry composition

There are 2 unique types of molecules in this entry. The entry contains 3591 atoms, of which 0 are hydrogens and 0 are deuteriums.

In the tables below, the ZeroOcc column contains the number of atoms modelled with zero occupancy, the AltConf column contains the number of residues with at least one atom in alternate conformation and the Trace column contains the number of residues modelled with at most 2 atoms.

- Molecule 1 is a protein called GENERAL CONTROL PROTEIN GCN4.

Mol	Chain	Residues	Atoms					ZeroOcc	AltConf	Trace
1	A	70	Total	C	N	O	S	0	0	0
			562	356	95	109	2			
1	B	67	Total	C	N	O	S	0	1	0
			561	356	96	107	2			
1	C	69	Total	C	N	O	S	0	0	0
			564	356	97	110	1			
1	D	68	Total	C	N	O	S	0	0	0
			555	352	94	107	2			
1	E	67	Total	C	N	O	S	0	0	0
			540	342	91	105	2			
1	F	67	Total	C	N	O	S	0	0	0
			539	342	92	104	1			

There are 222 discrepancies between the modelled and reference sequences:

Chain	Residue	Modelled	Actual	Comment	Reference
A	-25	MET	-	EXPRESSION TAG	UNP P03069
A	-24	LYS	-	EXPRESSION TAG	UNP P03069
A	-23	HIS	-	EXPRESSION TAG	UNP P03069
A	-22	HIS	-	EXPRESSION TAG	UNP P03069
A	-21	HIS	-	EXPRESSION TAG	UNP P03069
A	-20	HIS	-	EXPRESSION TAG	UNP P03069
A	-19	HIS	-	EXPRESSION TAG	UNP P03069
A	-18	HIS	-	EXPRESSION TAG	UNP P03069
A	-17	PRO	-	EXPRESSION TAG	UNP P03069
A	-16	MET	-	EXPRESSION TAG	UNP P03069
A	-15	SER	-	EXPRESSION TAG	UNP P03069
A	-14	ASP	-	EXPRESSION TAG	UNP P03069
A	-13	TYR	-	EXPRESSION TAG	UNP P03069
A	-12	ASP	-	EXPRESSION TAG	UNP P03069
A	-11	ILE	-	EXPRESSION TAG	UNP P03069
A	-10	PRO	-	EXPRESSION TAG	UNP P03069
A	-9	THR	-	EXPRESSION TAG	UNP P03069

Continued on next page...

Continued from previous page...

Chain	Residue	Modelled	Actual	Comment	Reference
A	-8	THR	-	EXPRESSION TAG	UNP P03069
A	-7	GLU	-	EXPRESSION TAG	UNP P03069
A	-6	ASN	-	EXPRESSION TAG	UNP P03069
A	-5	LEU	-	EXPRESSION TAG	UNP P03069
A	-4	TYR	-	EXPRESSION TAG	UNP P03069
A	-3	PHE	-	EXPRESSION TAG	UNP P03069
A	-2	GLN	-	EXPRESSION TAG	UNP P03069
A	-1	GLY	-	EXPRESSION TAG	UNP P03069
A	0	HIS	-	EXPRESSION TAG	UNP P03069
A	15	VAL	ASN	ENGINEERED MUTATION	UNP P03069
A	29	ILE	-	LINKER	UNP P03069
A	30	ALA	-	LINKER	UNP P03069
A	31	ASN	-	LINKER	UNP P03069
A	32	LYS	-	LINKER	UNP P03069
A	33	GLU	-	LINKER	UNP P03069
A	34	ASP	-	LINKER	UNP P03069
A	35	LYS	-	LINKER	UNP P03069
A	36	ALA	-	LINKER	UNP P03069
A	37	ASP	-	LINKER	UNP P03069
A	52	VAL	ASN	ENGINEERED MUTATION	UNP P03069
B	-25	MET	-	EXPRESSION TAG	UNP P03069
B	-24	LYS	-	EXPRESSION TAG	UNP P03069
B	-23	HIS	-	EXPRESSION TAG	UNP P03069
B	-22	HIS	-	EXPRESSION TAG	UNP P03069
B	-21	HIS	-	EXPRESSION TAG	UNP P03069
B	-20	HIS	-	EXPRESSION TAG	UNP P03069
B	-19	HIS	-	EXPRESSION TAG	UNP P03069
B	-18	HIS	-	EXPRESSION TAG	UNP P03069
B	-17	PRO	-	EXPRESSION TAG	UNP P03069
B	-16	MET	-	EXPRESSION TAG	UNP P03069
B	-15	SER	-	EXPRESSION TAG	UNP P03069
B	-14	ASP	-	EXPRESSION TAG	UNP P03069
B	-13	TYR	-	EXPRESSION TAG	UNP P03069
B	-12	ASP	-	EXPRESSION TAG	UNP P03069
B	-11	ILE	-	EXPRESSION TAG	UNP P03069
B	-10	PRO	-	EXPRESSION TAG	UNP P03069
B	-9	THR	-	EXPRESSION TAG	UNP P03069
B	-8	THR	-	EXPRESSION TAG	UNP P03069
B	-7	GLU	-	EXPRESSION TAG	UNP P03069
B	-6	ASN	-	EXPRESSION TAG	UNP P03069
B	-5	LEU	-	EXPRESSION TAG	UNP P03069
B	-4	TYR	-	EXPRESSION TAG	UNP P03069

Continued on next page...

Continued from previous page...

Chain	Residue	Modelled	Actual	Comment	Reference
B	-3	PHE	-	EXPRESSION TAG	UNP P03069
B	-2	GLN	-	EXPRESSION TAG	UNP P03069
B	-1	GLY	-	EXPRESSION TAG	UNP P03069
B	0	HIS	-	EXPRESSION TAG	UNP P03069
B	15	VAL	ASN	ENGINEERED MUTATION	UNP P03069
B	29	ILE	-	LINKER	UNP P03069
B	30	ALA	-	LINKER	UNP P03069
B	31	ASN	-	LINKER	UNP P03069
B	32	LYS	-	LINKER	UNP P03069
B	33	GLU	-	LINKER	UNP P03069
B	34	ASP	-	LINKER	UNP P03069
B	35	LYS	-	LINKER	UNP P03069
B	36	ALA	-	LINKER	UNP P03069
B	37	ASP	-	LINKER	UNP P03069
B	52	VAL	ASN	ENGINEERED MUTATION	UNP P03069
C	-25	MET	-	EXPRESSION TAG	UNP P03069
C	-24	LYS	-	EXPRESSION TAG	UNP P03069
C	-23	HIS	-	EXPRESSION TAG	UNP P03069
C	-22	HIS	-	EXPRESSION TAG	UNP P03069
C	-21	HIS	-	EXPRESSION TAG	UNP P03069
C	-20	HIS	-	EXPRESSION TAG	UNP P03069
C	-19	HIS	-	EXPRESSION TAG	UNP P03069
C	-18	HIS	-	EXPRESSION TAG	UNP P03069
C	-17	PRO	-	EXPRESSION TAG	UNP P03069
C	-16	MET	-	EXPRESSION TAG	UNP P03069
C	-15	SER	-	EXPRESSION TAG	UNP P03069
C	-14	ASP	-	EXPRESSION TAG	UNP P03069
C	-13	TYR	-	EXPRESSION TAG	UNP P03069
C	-12	ASP	-	EXPRESSION TAG	UNP P03069
C	-11	ILE	-	EXPRESSION TAG	UNP P03069
C	-10	PRO	-	EXPRESSION TAG	UNP P03069
C	-9	THR	-	EXPRESSION TAG	UNP P03069
C	-8	THR	-	EXPRESSION TAG	UNP P03069
C	-7	GLU	-	EXPRESSION TAG	UNP P03069
C	-6	ASN	-	EXPRESSION TAG	UNP P03069
C	-5	LEU	-	EXPRESSION TAG	UNP P03069
C	-4	TYR	-	EXPRESSION TAG	UNP P03069
C	-3	PHE	-	EXPRESSION TAG	UNP P03069
C	-2	GLN	-	EXPRESSION TAG	UNP P03069
C	-1	GLY	-	EXPRESSION TAG	UNP P03069
C	0	HIS	-	EXPRESSION TAG	UNP P03069
C	15	VAL	ASN	ENGINEERED MUTATION	UNP P03069

Continued on next page...

Continued from previous page...

Chain	Residue	Modelled	Actual	Comment	Reference
C	29	ILE	-	LINKER	UNP P03069
C	30	ALA	-	LINKER	UNP P03069
C	31	ASN	-	LINKER	UNP P03069
C	32	LYS	-	LINKER	UNP P03069
C	33	GLU	-	LINKER	UNP P03069
C	34	ASP	-	LINKER	UNP P03069
C	35	LYS	-	LINKER	UNP P03069
C	36	ALA	-	LINKER	UNP P03069
C	37	ASP	-	LINKER	UNP P03069
C	52	VAL	ASN	ENGINEERED MUTATION	UNP P03069
D	-25	MET	-	EXPRESSION TAG	UNP P03069
D	-24	LYS	-	EXPRESSION TAG	UNP P03069
D	-23	HIS	-	EXPRESSION TAG	UNP P03069
D	-22	HIS	-	EXPRESSION TAG	UNP P03069
D	-21	HIS	-	EXPRESSION TAG	UNP P03069
D	-20	HIS	-	EXPRESSION TAG	UNP P03069
D	-19	HIS	-	EXPRESSION TAG	UNP P03069
D	-18	HIS	-	EXPRESSION TAG	UNP P03069
D	-17	PRO	-	EXPRESSION TAG	UNP P03069
D	-16	MET	-	EXPRESSION TAG	UNP P03069
D	-15	SER	-	EXPRESSION TAG	UNP P03069
D	-14	ASP	-	EXPRESSION TAG	UNP P03069
D	-13	TYR	-	EXPRESSION TAG	UNP P03069
D	-12	ASP	-	EXPRESSION TAG	UNP P03069
D	-11	ILE	-	EXPRESSION TAG	UNP P03069
D	-10	PRO	-	EXPRESSION TAG	UNP P03069
D	-9	THR	-	EXPRESSION TAG	UNP P03069
D	-8	THR	-	EXPRESSION TAG	UNP P03069
D	-7	GLU	-	EXPRESSION TAG	UNP P03069
D	-6	ASN	-	EXPRESSION TAG	UNP P03069
D	-5	LEU	-	EXPRESSION TAG	UNP P03069
D	-4	TYR	-	EXPRESSION TAG	UNP P03069
D	-3	PHE	-	EXPRESSION TAG	UNP P03069
D	-2	GLN	-	EXPRESSION TAG	UNP P03069
D	-1	GLY	-	EXPRESSION TAG	UNP P03069
D	0	HIS	-	EXPRESSION TAG	UNP P03069
D	15	VAL	ASN	ENGINEERED MUTATION	UNP P03069
D	29	ILE	-	LINKER	UNP P03069
D	30	ALA	-	LINKER	UNP P03069
D	31	ASN	-	LINKER	UNP P03069
D	32	LYS	-	LINKER	UNP P03069
D	33	GLU	-	LINKER	UNP P03069

Continued on next page...

Continued from previous page...

Chain	Residue	Modelled	Actual	Comment	Reference
D	34	ASP	-	LINKER	UNP P03069
D	35	LYS	-	LINKER	UNP P03069
D	36	ALA	-	LINKER	UNP P03069
D	37	ASP	-	LINKER	UNP P03069
D	52	VAL	ASN	ENGINEERED MUTATION	UNP P03069
E	-25	MET	-	EXPRESSION TAG	UNP P03069
E	-24	LYS	-	EXPRESSION TAG	UNP P03069
E	-23	HIS	-	EXPRESSION TAG	UNP P03069
E	-22	HIS	-	EXPRESSION TAG	UNP P03069
E	-21	HIS	-	EXPRESSION TAG	UNP P03069
E	-20	HIS	-	EXPRESSION TAG	UNP P03069
E	-19	HIS	-	EXPRESSION TAG	UNP P03069
E	-18	HIS	-	EXPRESSION TAG	UNP P03069
E	-17	PRO	-	EXPRESSION TAG	UNP P03069
E	-16	MET	-	EXPRESSION TAG	UNP P03069
E	-15	SER	-	EXPRESSION TAG	UNP P03069
E	-14	ASP	-	EXPRESSION TAG	UNP P03069
E	-13	TYR	-	EXPRESSION TAG	UNP P03069
E	-12	ASP	-	EXPRESSION TAG	UNP P03069
E	-11	ILE	-	EXPRESSION TAG	UNP P03069
E	-10	PRO	-	EXPRESSION TAG	UNP P03069
E	-9	THR	-	EXPRESSION TAG	UNP P03069
E	-8	THR	-	EXPRESSION TAG	UNP P03069
E	-7	GLU	-	EXPRESSION TAG	UNP P03069
E	-6	ASN	-	EXPRESSION TAG	UNP P03069
E	-5	LEU	-	EXPRESSION TAG	UNP P03069
E	-4	TYR	-	EXPRESSION TAG	UNP P03069
E	-3	PHE	-	EXPRESSION TAG	UNP P03069
E	-2	GLN	-	EXPRESSION TAG	UNP P03069
E	-1	GLY	-	EXPRESSION TAG	UNP P03069
E	0	HIS	-	EXPRESSION TAG	UNP P03069
E	15	VAL	ASN	ENGINEERED MUTATION	UNP P03069
E	29	ILE	-	LINKER	UNP P03069
E	30	ALA	-	LINKER	UNP P03069
E	31	ASN	-	LINKER	UNP P03069
E	32	LYS	-	LINKER	UNP P03069
E	33	GLU	-	LINKER	UNP P03069
E	34	ASP	-	LINKER	UNP P03069
E	35	LYS	-	LINKER	UNP P03069
E	36	ALA	-	LINKER	UNP P03069
E	37	ASP	-	LINKER	UNP P03069
E	52	VAL	ASN	ENGINEERED MUTATION	UNP P03069

Continued on next page...

Continued from previous page...

Chain	Residue	Modelled	Actual	Comment	Reference
F	-25	MET	-	EXPRESSION TAG	UNP P03069
F	-24	LYS	-	EXPRESSION TAG	UNP P03069
F	-23	HIS	-	EXPRESSION TAG	UNP P03069
F	-22	HIS	-	EXPRESSION TAG	UNP P03069
F	-21	HIS	-	EXPRESSION TAG	UNP P03069
F	-20	HIS	-	EXPRESSION TAG	UNP P03069
F	-19	HIS	-	EXPRESSION TAG	UNP P03069
F	-18	HIS	-	EXPRESSION TAG	UNP P03069
F	-17	PRO	-	EXPRESSION TAG	UNP P03069
F	-16	MET	-	EXPRESSION TAG	UNP P03069
F	-15	SER	-	EXPRESSION TAG	UNP P03069
F	-14	ASP	-	EXPRESSION TAG	UNP P03069
F	-13	TYR	-	EXPRESSION TAG	UNP P03069
F	-12	ASP	-	EXPRESSION TAG	UNP P03069
F	-11	ILE	-	EXPRESSION TAG	UNP P03069
F	-10	PRO	-	EXPRESSION TAG	UNP P03069
F	-9	THR	-	EXPRESSION TAG	UNP P03069
F	-8	THR	-	EXPRESSION TAG	UNP P03069
F	-7	GLU	-	EXPRESSION TAG	UNP P03069
F	-6	ASN	-	EXPRESSION TAG	UNP P03069
F	-5	LEU	-	EXPRESSION TAG	UNP P03069
F	-4	TYR	-	EXPRESSION TAG	UNP P03069
F	-3	PHE	-	EXPRESSION TAG	UNP P03069
F	-2	GLN	-	EXPRESSION TAG	UNP P03069
F	-1	GLY	-	EXPRESSION TAG	UNP P03069
F	0	HIS	-	EXPRESSION TAG	UNP P03069
F	15	VAL	ASN	ENGINEERED MUTATION	UNP P03069
F	29	ILE	-	LINKER	UNP P03069
F	30	ALA	-	LINKER	UNP P03069
F	31	ASN	-	LINKER	UNP P03069
F	32	LYS	-	LINKER	UNP P03069
F	33	GLU	-	LINKER	UNP P03069
F	34	ASP	-	LINKER	UNP P03069
F	35	LYS	-	LINKER	UNP P03069
F	36	ALA	-	LINKER	UNP P03069
F	37	ASP	-	LINKER	UNP P03069
F	52	VAL	ASN	ENGINEERED MUTATION	UNP P03069

- Molecule 2 is water.

Mol	Chain	Residues	Atoms	ZeroOcc	AltConf
2	A	53	Total O 53 53	0	0

Continued on next page...

Continued from previous page...


Mol	Chain	Residues	Atoms		ZeroOcc	AltConf
2	B	53	Total 53	O 53	0	0
2	C	33	Total 33	O 33	0	0
2	D	49	Total 49	O 49	0	0
2	E	40	Total 40	O 40	0	0
2	F	42	Total 42	O 42	0	0

3 Residue-property plots [i](#)

These plots are drawn for all protein, RNA and DNA chains in the entry. The first graphic for a chain summarises the proportions of errors displayed in the second graphic. The second graphic shows the sequence view annotated by issues in geometry and electron density. Residues are color-coded according to the number of geometric quality criteria for which they contain at least one outlier: green = 0, yellow = 1, orange = 2 and red = 3 or more. A red dot above a residue indicates a poor fit to the electron density ($RSRZ > 2$). Stretches of 2 or more consecutive residues without any outlier are shown as a green connector. Residues present in the sample, but not in the model, are shown in grey.

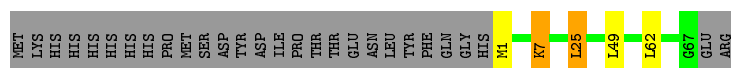
- Molecule 1: GENERAL CONTROL PROTEIN GCN4

Chain A: 



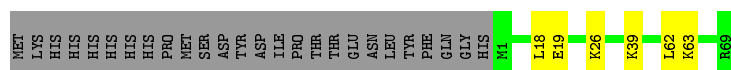
- Molecule 1: GENERAL CONTROL PROTEIN GCN4

Chain B: 



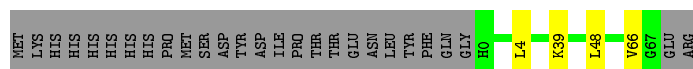
- Molecule 1: GENERAL CONTROL PROTEIN GCN4

Chain C: 




- Molecule 1: GENERAL CONTROL PROTEIN GCN4

Chain D: 



- Molecule 1: GENERAL CONTROL PROTEIN GCN4

Chain E: 



- Molecule 1: GENERAL CONTROL PROTEIN GCN4

Chain F: 



4 Data and refinement statistics

Property	Value	Source
Space group	P 1 21 1	Depositor
Cell constants a, b, c, α , β , γ	71.09 Å 34.99 Å 106.19 Å 90.00° 101.71° 90.00°	Depositor
Resolution (Å)	38.11 – 2.00 38.11 – 2.00	Depositor EDS
% Data completeness (in resolution range)	92.5 (38.11-2.00) 92.5 (38.11-2.00)	Depositor EDS
R_{merge}	0.06	Depositor
R_{sym}	(Not available)	Depositor
$\langle I/\sigma(I) \rangle$ ¹	1.89 (at 2.00 Å)	Xtriage
Refinement program	REFMAC 5.8.0049	Depositor
R, R_{free}	0.206 , 0.253 0.215 , 0.259	Depositor DCC
R_{free} test set	1631 reflections (5.26%)	DCC
Wilson B-factor (Å ²)	30.3	Xtriage
Anisotropy	0.301	Xtriage
Bulk solvent k_{sol} (e/Å ³), B_{sol} (Å ²)	0.32 , 37.6	EDS
Estimated twinning fraction	No twinning to report.	Xtriage
L-test for twinning ²	$\langle L \rangle = 0.51$, $\langle L^2 \rangle = 0.35$	Xtriage
Outliers	7 of 32643 reflections (0.021%)	Xtriage
F_o, F_c correlation	0.95	EDS
Total number of atoms	3591	wwPDB-VP
Average B, all atoms (Å ²)	40.0	wwPDB-VP

Xtriage's analysis on translational NCS is as follows: *The analyses of the Patterson function reveals a significant off-origin peak that is 39.21 % of the origin peak, indicating pseudo translational symmetry. The chance of finding a peak of this or larger height randomly in a structure without pseudo translational symmetry is equal to 3.2833e-04. The detected translational NCS is most likely also responsible for the elevated intensity ratio.*

¹ Intensities estimated from amplitudes.

² Theoretical values of $\langle |L| \rangle$, $\langle L^2 \rangle$ for acentric reflections are 0.5, 0.375 respectively for untwinned datasets, and 0.333, 0.2 for perfectly twinned datasets.

5 Model quality [i](#)

5.1 Standard geometry [i](#)

The Z score for a bond length (or angle) is the number of standard deviations the observed value is removed from the expected value. A bond length (or angle) with $|Z| > 5$ is considered an outlier worth inspection. RMSZ is the root-mean-square of all Z scores of the bond lengths (or angles).

Mol	Chain	Bond lengths		Bond angles	
		RMSZ	# Z >5	RMSZ	# Z >5
1	A	0.33	0/566	0.49	0/755
1	B	0.34	0/564	0.53	0/749
1	C	0.34	0/567	0.51	0/754
1	D	0.32	0/559	0.51	0/746
1	E	0.32	0/543	0.48	0/725
1	F	0.34	0/542	0.50	0/724
All	All	0.33	0/3341	0.50	0/4453

There are no bond length outliers.

There are no bond angle outliers.

There are no chirality outliers.

There are no planarity outliers.

5.2 Too-close contacts [i](#)

In the following table, the Non-H and H(model) columns list the number of non-hydrogen atoms and hydrogen atoms in the chain respectively. The H(added) column lists the number of hydrogen atoms added and optimized by MolProbity. The Clashes column lists the number of clashes within the asymmetric unit, whereas Symm-Clashes lists symmetry related clashes.

Mol	Chain	Non-H	H(model)	H(added)	Clashes	Symm-Clashes
1	A	562	0	571	3	0
1	B	561	0	601	7	0
1	C	564	0	588	3	0
1	D	555	0	573	2	0
1	E	540	0	561	1	0
1	F	539	0	560	2	0
2	A	53	0	0	0	0
2	B	53	0	0	0	0
2	C	33	0	0	0	0
2	D	49	0	0	0	0

Continued on next page...

Continued from previous page...

Mol	Chain	Non-H	H(model)	H(added)	Clashes	Symm-Clashes
2	E	40	0	0	0	0
2	F	42	0	0	0	0
All	All	3591	0	3454	10	0

The all-atom clashscore is defined as the number of clashes found per 1000 atoms (including hydrogen atoms). The all-atom clashscore for this structure is 1.

The worst 5 of 10 close contacts within the same asymmetric unit are listed below, sorted by their clash magnitude.

Atom-1	Atom-2	Interatomic distance (Å)	Clash overlap (Å)
1:C:19:GLU:OE1	1:F:16:TYR:OH	2.08	0.71
1:A:48:LEU:HD21	1:B:49:LEU:HD12	1.75	0.69
1:A:48:LEU:HD11	1:B:49:LEU:CD1	2.34	0.57
1:D:48:LEU:HD21	1:E:49:LEU:HD12	1.86	0.56
1:B:7[A]:LYS:NZ	1:B:7[A]:LYS:HA	2.20	0.55

There are no symmetry-related clashes.

5.3 Torsion angles [i](#)

5.3.1 Protein backbone [i](#)

In the following table, the Percentiles column shows the percent Ramachandran outliers of the chain as a percentile score with respect to all X-ray entries followed by that with respect to entries of similar resolution.

The Analysed column shows the number of residues for which the backbone conformation was analysed, and the total number of residues.

Mol	Chain	Analysed	Favoured	Allowed	Outliers	Percentiles	
1	A	68/95 (72%)	68 (100%)	0	0	100	100
1	B	66/95 (70%)	66 (100%)	0	0	100	100
1	C	67/95 (70%)	67 (100%)	0	0	100	100
1	D	66/95 (70%)	66 (100%)	0	0	100	100
1	E	65/95 (68%)	65 (100%)	0	0	100	100
1	F	65/95 (68%)	65 (100%)	0	0	100	100
All	All	397/570 (70%)	397 (100%)	0	0	100	100

There are no Ramachandran outliers to report.

5.3.2 Protein sidechains ⓘ

In the following table, the Percentiles column shows the percent sidechain outliers of the chain as a percentile score with respect to all X-ray entries followed by that with respect to entries of similar resolution.

The Analysed column shows the number of residues for which the sidechain conformation was analysed, and the total number of residues.

Mol	Chain	Analysed	Rotameric	Outliers	Percentiles	
1	A	59/89 (66%)	58 (98%)	1 (2%)	68	71
1	B	63/89 (71%)	59 (94%)	4 (6%)	22	16
1	C	61/89 (68%)	58 (95%)	3 (5%)	31	25
1	D	60/89 (67%)	58 (97%)	2 (3%)	45	43
1	E	59/89 (66%)	58 (98%)	1 (2%)	68	71
1	F	58/89 (65%)	56 (97%)	2 (3%)	44	41
All	All	360/534 (67%)	347 (96%)	13 (4%)	45	39

5 of 13 residues with a non-rotameric sidechain are listed below:

Mol	Chain	Res	Type
1	C	18	LEU
1	C	39	LYS
1	E	1	MET
1	B	25	LEU
1	D	39	LYS

Some sidechains can be flipped to improve hydrogen bonding and reduce clashes. All (5) such sidechains are listed below:

Mol	Chain	Res	Type
1	B	3	GLN
1	C	31	ASN
1	C	54	HIS
1	F	31	ASN
1	F	54	HIS

5.3.3 RNA ⓘ

There are no RNA molecules in this entry.

5.4 Non-standard residues in protein, DNA, RNA chains [i](#)

There are no non-standard protein/DNA/RNA residues in this entry.

5.5 Carbohydrates [i](#)

There are no carbohydrates in this entry.

5.6 Ligand geometry [i](#)

There are no ligands in this entry.

5.7 Other polymers [i](#)

There are no such residues in this entry.

5.8 Polymer linkage issues [i](#)

There are no chain breaks in this entry.

6 Fit of model and data [i](#)

6.1 Protein, DNA and RNA chains [i](#)

In the following table, the column labelled ‘#RSRZ> 2’ contains the number (and percentage) of RSRZ outliers, followed by percent RSRZ outliers for the chain as percentile scores relative to all X-ray entries and entries of similar resolution. The OWAB column contains the minimum, median, 95th percentile and maximum values of the occupancy-weighted average B-factor per residue. The column labelled ‘Q< 0.9’ lists the number of (and percentage) of residues with an average occupancy less than 0.9.

Mol	Chain	Analysed	<RSRZ>	#RSRZ>2	OWAB(Å ²)	Q<0.9
1	A	70/95 (73%)	-0.39	0 100 100	23, 40, 58, 77	0
1	B	67/95 (70%)	-0.41	0 100 100	22, 35, 57, 69	0
1	C	69/95 (72%)	-0.31	0 100 100	23, 40, 63, 84	0
1	D	68/95 (71%)	-0.41	0 100 100	25, 40, 64, 74	0
1	E	67/95 (70%)	-0.41	0 100 100	24, 37, 64, 83	0
1	F	67/95 (70%)	-0.35	0 100 100	28, 38, 58, 70	0
All	All	408/570 (71%)	-0.38	0 100 100	22, 38, 64, 84	0

There are no RSRZ outliers to report.

6.2 Non-standard residues in protein, DNA, RNA chains [i](#)

There are no non-standard protein/DNA/RNA residues in this entry.

6.3 Carbohydrates [i](#)

There are no carbohydrates in this entry.

6.4 Ligands [i](#)

There are no ligands in this entry.

6.5 Other polymers [i](#)

There are no such residues in this entry.