



Full wwPDB X-ray Structure Validation Report ⓘ

Feb 1, 2016 – 03:07 PM GMT

PDB ID : 4BI9
Title : Crystal structure of wild-type SCP2 thiolase from Trypanosoma brucei.
Authors : Harijan, R.K.; Kiema, T.-R.; Weiss, M.S.; Michels, P.A.M.; Wierenga, R.K.
Deposited on : 2013-04-10
Resolution : 2.45 Å(reported)

This is a Full wwPDB X-ray Structure Validation Report for a publicly released PDB entry.
We welcome your comments at validation@mail.wwpdb.org
A user guide is available at
<http://wwpdb.org/validation/2016/XrayValidationReportHelp>
with specific help available everywhere you see the ⓘ symbol.

The following versions of software and data (see [references ⓘ](#)) were used in the production of this report:

MolProbity : 4.02b-467
Mogul : 1.7 (RC4), CSD as536be (2015)
Xtriage (Phenix) : 1.9-1692
EDS : rb-20026688
Percentile statistics : 20151230.v01 (using entries in the PDB archive December 30th 2015)
Refmac : 5.8.0135
CCP4 : 6.5.0
Ideal geometry (proteins) : Engh & Huber (2001)
Ideal geometry (DNA, RNA) : Parkinson et al. (1996)
Validation Pipeline (wwPDB-VP) : trunk26865

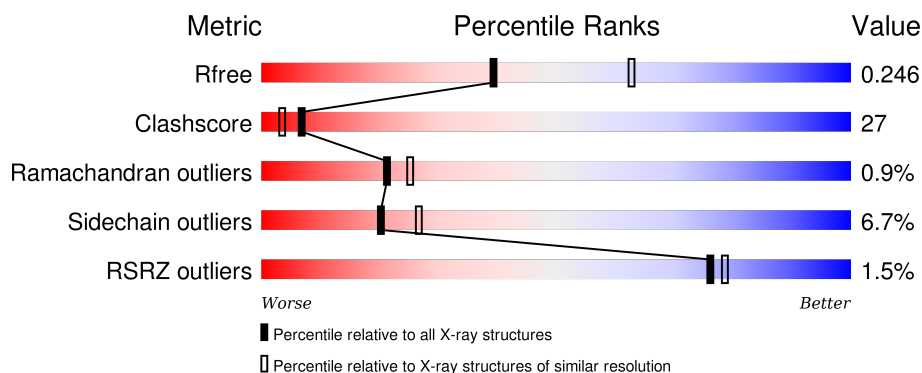
1 Overall quality at a glance

The following experimental techniques were used to determine the structure:

X-RAY DIFFRACTION

The reported resolution of this entry is 2.45 Å.

Percentile scores (ranging between 0-100) for global validation metrics of the entry are shown in the following graphic. The table shows the number of entries on which the scores are based.



Metric	Whole archive (#Entries)	Similar resolution (#Entries, resolution range(Å))
R_{free}	91344	4776 (2.50-2.42)
Clashscore	102246	1030 (2.48-2.44)
Ramachandran outliers	100387	1024 (2.48-2.44)
Sidechain outliers	100360	1024 (2.48-2.44)
RSRZ outliers	91569	4787 (2.50-2.42)

The table below summarises the geometric issues observed across the polymeric chains and their fit to the electron density. The red, orange, yellow and green segments on the lower bar indicate the fraction of residues that contain outliers for ≥ 3 , 2, 1 and 0 types of geometric quality criteria. A grey segment represents the fraction of residues that are not modelled. The numeric value for each fraction is indicated below the corresponding segment, with a dot representing fractions $\leq 5\%$. The upper red bar (where present) indicates the fraction of residues that have poor fit to the electron density. The numeric value is given above the bar.

Mol	Chain	Length	Quality of chain
1	A	454	
1	B	454	
1	C	454	
1	D	454	

2 Entry composition

There are 2 unique types of molecules in this entry. The entry contains 12349 atoms, of which 0 are hydrogens and 0 are deuteriums.

In the tables below, the ZeroOcc column contains the number of atoms modelled with zero occupancy, the AltConf column contains the number of residues with at least one atom in alternate conformation and the Trace column contains the number of residues modelled with at most 2 atoms.

- Molecule 1 is a protein called 3-KETOACYL-COA THIOLASE, PUTATIVE.

Mol	Chain	Residues	Atoms					ZeroOcc	AltConf	Trace
1	A	418	Total	C	N	O	S	0	0	0
			3073	1924	540	592	17			
1	B	416	Total	C	N	O	S	0	0	0
			3069	1921	542	589	17			
1	C	419	Total	C	N	O	S	0	0	0
			3087	1931	545	594	17			
1	D	416	Total	C	N	O	S	0	0	0
			3066	1920	541	588	17			

There are 64 discrepancies between the modelled and reference sequences:

Chain	Residue	Modelled	Actual	Comment	Reference
A	-15	HIS	-	EXPRESSION TAG	UNP Q57XD5
A	-14	HIS	-	EXPRESSION TAG	UNP Q57XD5
A	-13	HIS	-	EXPRESSION TAG	UNP Q57XD5
A	-12	HIS	-	EXPRESSION TAG	UNP Q57XD5
A	-11	HIS	-	EXPRESSION TAG	UNP Q57XD5
A	-10	HIS	-	EXPRESSION TAG	UNP Q57XD5
A	-9	SER	-	EXPRESSION TAG	UNP Q57XD5
A	-8	SER	-	EXPRESSION TAG	UNP Q57XD5
A	-7	GLY	-	EXPRESSION TAG	UNP Q57XD5
A	-6	LEU	-	EXPRESSION TAG	UNP Q57XD5
A	-5	VAL	-	EXPRESSION TAG	UNP Q57XD5
A	-4	PRO	-	EXPRESSION TAG	UNP Q57XD5
A	-3	ARG	-	EXPRESSION TAG	UNP Q57XD5
A	-2	GLY	-	EXPRESSION TAG	UNP Q57XD5
A	-1	SER	-	EXPRESSION TAG	UNP Q57XD5
A	0	HIS	-	EXPRESSION TAG	UNP Q57XD5
B	-15	HIS	-	EXPRESSION TAG	UNP Q57XD5
B	-14	HIS	-	EXPRESSION TAG	UNP Q57XD5
B	-13	HIS	-	EXPRESSION TAG	UNP Q57XD5
B	-12	HIS	-	EXPRESSION TAG	UNP Q57XD5
B	-11	HIS	-	EXPRESSION TAG	UNP Q57XD5

Continued on next page...

Continued from previous page...

Chain	Residue	Modelled	Actual	Comment	Reference
B	-10	HIS	-	EXPRESSION TAG	UNP Q57XD5
B	-9	SER	-	EXPRESSION TAG	UNP Q57XD5
B	-8	SER	-	EXPRESSION TAG	UNP Q57XD5
B	-7	GLY	-	EXPRESSION TAG	UNP Q57XD5
B	-6	LEU	-	EXPRESSION TAG	UNP Q57XD5
B	-5	VAL	-	EXPRESSION TAG	UNP Q57XD5
B	-4	PRO	-	EXPRESSION TAG	UNP Q57XD5
B	-3	ARG	-	EXPRESSION TAG	UNP Q57XD5
B	-2	GLY	-	EXPRESSION TAG	UNP Q57XD5
B	-1	SER	-	EXPRESSION TAG	UNP Q57XD5
B	0	HIS	-	EXPRESSION TAG	UNP Q57XD5
C	-15	HIS	-	EXPRESSION TAG	UNP Q57XD5
C	-14	HIS	-	EXPRESSION TAG	UNP Q57XD5
C	-13	HIS	-	EXPRESSION TAG	UNP Q57XD5
C	-12	HIS	-	EXPRESSION TAG	UNP Q57XD5
C	-11	HIS	-	EXPRESSION TAG	UNP Q57XD5
C	-10	HIS	-	EXPRESSION TAG	UNP Q57XD5
C	-9	SER	-	EXPRESSION TAG	UNP Q57XD5
C	-8	SER	-	EXPRESSION TAG	UNP Q57XD5
C	-7	GLY	-	EXPRESSION TAG	UNP Q57XD5
C	-6	LEU	-	EXPRESSION TAG	UNP Q57XD5
C	-5	VAL	-	EXPRESSION TAG	UNP Q57XD5
C	-4	PRO	-	EXPRESSION TAG	UNP Q57XD5
C	-3	ARG	-	EXPRESSION TAG	UNP Q57XD5
C	-2	GLY	-	EXPRESSION TAG	UNP Q57XD5
C	-1	SER	-	EXPRESSION TAG	UNP Q57XD5
C	0	HIS	-	EXPRESSION TAG	UNP Q57XD5
D	-15	HIS	-	EXPRESSION TAG	UNP Q57XD5
D	-14	HIS	-	EXPRESSION TAG	UNP Q57XD5
D	-13	HIS	-	EXPRESSION TAG	UNP Q57XD5
D	-12	HIS	-	EXPRESSION TAG	UNP Q57XD5
D	-11	HIS	-	EXPRESSION TAG	UNP Q57XD5
D	-10	HIS	-	EXPRESSION TAG	UNP Q57XD5
D	-9	SER	-	EXPRESSION TAG	UNP Q57XD5
D	-8	SER	-	EXPRESSION TAG	UNP Q57XD5
D	-7	GLY	-	EXPRESSION TAG	UNP Q57XD5
D	-6	LEU	-	EXPRESSION TAG	UNP Q57XD5
D	-5	VAL	-	EXPRESSION TAG	UNP Q57XD5
D	-4	PRO	-	EXPRESSION TAG	UNP Q57XD5
D	-3	ARG	-	EXPRESSION TAG	UNP Q57XD5
D	-2	GLY	-	EXPRESSION TAG	UNP Q57XD5
D	-1	SER	-	EXPRESSION TAG	UNP Q57XD5

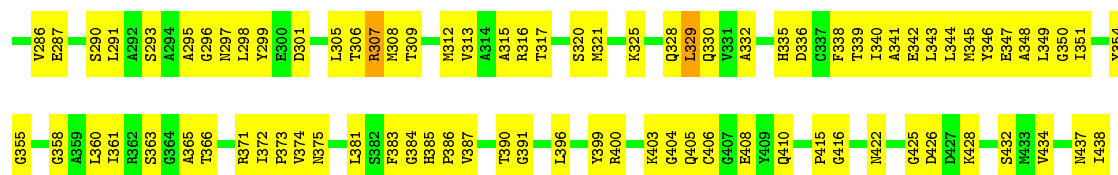
Continued on next page...

Continued from previous page...

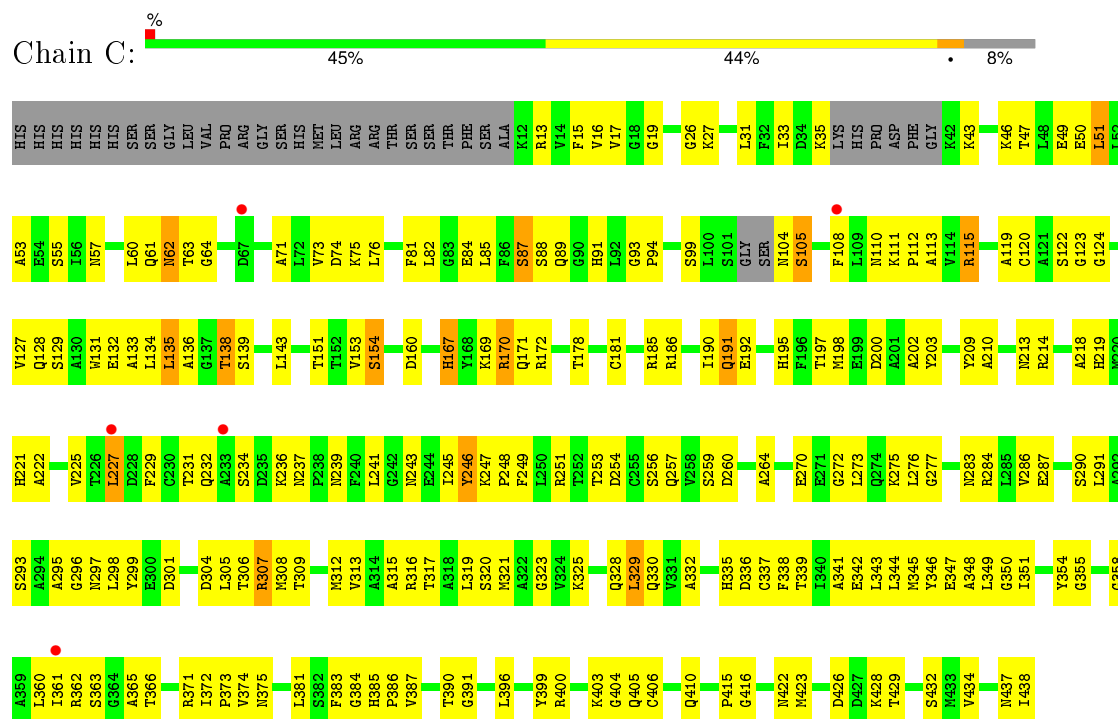
Chain	Residue	Modelled	Actual	Comment	Reference
D	0	HIS	-	EXPRESSION TAG	UNP Q57XD5

- Molecule 2 is water.

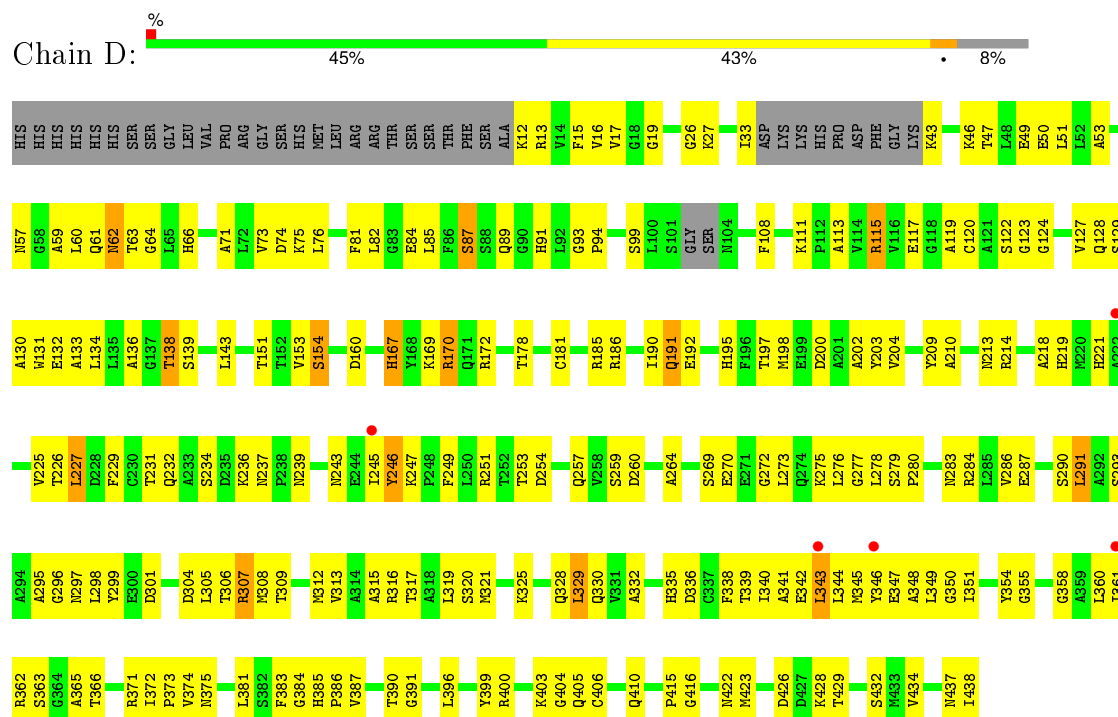
Mol	Chain	Residues	Atoms	ZeroOcc	AltConf
2	A	17	Total O 17 17	0	0
2	B	9	Total O 9 9	0	0
2	C	15	Total O 15 15	0	0
2	D	13	Total O 13 13	0	0



• Molecule 1: 3-KETOACYL-COA THIOLASE, PUTATIVE



• Molecule 1: 3-KETOACYL-COA THIOLASE, PUTATIVE



4 Data and refinement statistics

Property	Value	Source
Space group	P 31	Depositor
Cell constants a, b, c, α , β , γ	59.14Å 59.14Å 377.57Å 90.00° 90.00° 120.00°	Depositor
Resolution (Å)	50.75 – 2.45 50.75 – 2.45	Depositor EDS
% Data completeness (in resolution range)	91.5 (50.75-2.45) 88.5 (50.75-2.45)	Depositor EDS
R_{merge}	0.08	Depositor
R_{sym}	(Not available)	Depositor
$\langle I/\sigma(I) \rangle$ ¹	2.27 (at 2.45Å)	Xtriage
Refinement program	PHENIX (PHENIX.REFINE)	Depositor
R, R_{free}	0.224 , 0.242 0.228 , 0.246	Depositor DCC
R_{free} test set	2416 reflections (5.03%)	DCC
Wilson B-factor (Å ²)	47.0	Xtriage
Anisotropy	0.533	Xtriage
Bulk solvent k_{sol} (e/Å ³), B_{sol} (Å ²)	0.31 , 82.2	EDS
Estimated twinning fraction	0.500 for -H,-K,L 0.449 for -h,-k,l 0.183 for h,-h-k,-l 0.177 for -k,-h,-l	Xtriage
Reported twinning fraction	0.500 for -H,-K,L	Depositor
L-test for twinning ²	$\langle L \rangle = 0.43$, $\langle L^2 \rangle = 0.25$	Xtriage
Outliers	0 of 49662 reflections	Xtriage
F_o, F_c correlation	0.94	EDS
Total number of atoms	12349	wwPDB-VP
Average B, all atoms (Å ²)	64.0	wwPDB-VP

Xtriage's analysis on translational NCS is as follows: *The largest off-origin peak in the Patterson function is 3.82% of the height of the origin peak. No significant pseudotranslation is detected.*

¹Intensities estimated from amplitudes.

²Theoretical values of $\langle |L| \rangle$, $\langle L^2 \rangle$ for acentric reflections are 0.5, 0.375 respectively for untwinned datasets, and 0.333, 0.2 for perfectly twinned datasets.

5 Model quality

5.1 Standard geometry

The Z score for a bond length (or angle) is the number of standard deviations the observed value is removed from the expected value. A bond length (or angle) with $|Z| > 5$ is considered an outlier worth inspection. RMSZ is the root-mean-square of all Z scores of the bond lengths (or angles).

Mol	Chain	Bond lengths		Bond angles	
		RMSZ	# Z >5	RMSZ	# Z >5
1	A	0.47	0/3119	0.67	3/4218 (0.1%)
1	B	0.46	0/3115	0.78	3/4211 (0.1%)
1	C	0.48	0/3133	0.66	2/4236 (0.0%)
1	D	0.47	0/3112	0.67	3/4207 (0.1%)
All	All	0.47	0/12479	0.70	11/16872 (0.1%)

There are no bond length outliers.

All (11) bond angle outliers are listed below:

Mol	Chain	Res	Type	Atoms	Z	Observed(°)	Ideal(°)
1	B	307	ARG	NE-CZ-NH1	19.74	130.17	120.30
1	B	307	ARG	NE-CZ-NH2	-19.42	110.59	120.30
1	B	307	ARG	CD-NE-CZ	8.57	135.60	123.60
1	D	307	ARG	NE-CZ-NH2	-6.90	116.85	120.30
1	C	307	ARG	NE-CZ-NH2	-6.85	116.88	120.30
1	A	307	ARG	NE-CZ-NH2	-6.66	116.97	120.30
1	D	307	ARG	NE-CZ-NH1	6.42	123.51	120.30
1	C	307	ARG	NE-CZ-NH1	6.26	123.43	120.30
1	A	307	ARG	NE-CZ-NH1	6.20	123.40	120.30
1	D	66	HIS	C-N-CA	5.91	136.47	121.70
1	A	329	LEU	CB-CG-CD1	5.30	120.00	111.00

There are no chirality outliers.

There are no planarity outliers.

5.2 Too-close contacts

In the following table, the Non-H and H(model) columns list the number of non-hydrogen atoms and hydrogen atoms in the chain respectively. The H(added) column lists the number of hydrogen atoms added and optimized by MolProbity. The Clashes column lists the number of clashes within the asymmetric unit, whereas Symm-Clashes lists symmetry related clashes.

Mol	Chain	Non-H	H(model)	H(added)	Clashes	Symm-Clashes
1	A	3073	0	3058	177	0
1	B	3069	0	3067	171	0
1	C	3087	0	3075	190	0
1	D	3066	0	3063	181	0
2	A	17	0	0	3	0
2	B	9	0	0	1	0
2	C	15	0	0	3	0
2	D	13	0	0	1	0
All	All	12349	0	12263	658	0

The all-atom clashscore is defined as the number of clashes found per 1000 atoms (including hydrogen atoms). The all-atom clashscore for this structure is 27.

All (658) close contacts within the same asymmetric unit are listed below, sorted by their clash magnitude.

Atom-1	Atom-2	Interatomic distance (Å)	Clash overlap (Å)
1:C:94:PRO:HB3	1:D:295:ALA:HB1	1.46	0.97
1:A:306:THR:HG1	1:A:354:TYR:HH	1.07	0.94
1:C:306:THR:HG1	1:C:354:TYR:HH	1.07	0.92
1:C:138:THR:HG21	1:D:132:GLU:HG2	1.53	0.90
1:B:290:SER:HB2	1:B:434:VAL:HB	1.54	0.90
1:C:132:GLU:HG2	1:D:138:THR:HG21	1.51	0.90
1:C:290:SER:HB2	1:C:434:VAL:HB	1.54	0.89
1:D:290:SER:HB2	1:D:434:VAL:HB	1.55	0.89
1:A:290:SER:HB2	1:A:434:VAL:HB	1.53	0.88
1:A:26:GLY:O	1:A:219:HIS:NE2	2.10	0.85
1:D:259:SER:HB2	1:D:386:PRO:HD3	1.57	0.85
1:C:259:SER:HB2	1:C:386:PRO:HD3	1.60	0.83
1:C:49:GLU:HG2	1:D:299:TYR:HE2	1.43	0.82
1:C:26:GLY:O	1:C:219:HIS:NE2	2.12	0.82
1:B:259:SER:HB2	1:B:386:PRO:HD3	1.60	0.81
1:A:426:ASP:H	1:A:428:LYS:HG2	1.47	0.80
1:B:26:GLY:O	1:B:219:HIS:NE2	2.14	0.80
1:A:259:SER:HB2	1:A:386:PRO:HD3	1.64	0.80
1:C:13:ARG:NE	1:C:287:GLU:OE2	2.15	0.79
1:A:132:GLU:HB3	1:B:132:GLU:HB3	1.65	0.79
1:D:426:ASP:H	1:D:428:LYS:HG2	1.49	0.77
1:A:365:ALA:HB1	1:A:371:ARG:HG2	1.67	0.76
1:C:104:ASN:OD1	1:C:105:SER:OG	2.03	0.76
1:B:426:ASP:H	1:B:428:LYS:HG2	1.52	0.75
1:C:426:ASP:H	1:C:428:LYS:HG2	1.52	0.75
1:D:336:ASP:OD1	1:D:375:ASN:ND2	2.20	0.75

Continued on next page...

Continued from previous page...

Atom-1	Atom-2	Interatomic distance (Å)	Clash overlap (Å)
1:B:360:LEU:HA	1:B:363:SER:HB3	1.68	0.75
1:D:26:GLY:O	1:D:219:HIS:NE2	2.17	0.74
1:C:203:TYR:HB3	1:C:361:ILE:HG13	1.70	0.74
1:C:360:LEU:HA	1:C:363:SER:HB3	1.68	0.74
1:D:315:ALA:HB1	1:D:349:LEU:HD13	1.69	0.74
1:B:336:ASP:OD1	1:B:375:ASN:ND2	2.20	0.74
1:A:336:ASP:OD1	1:A:375:ASN:ND2	2.21	0.73
1:C:306:THR:OG1	1:C:354:TYR:OH	2.02	0.73
1:C:336:ASP:OD1	1:C:375:ASN:ND2	2.22	0.73
1:D:13:ARG:NE	1:D:287:GLU:OE2	2.22	0.73
1:A:198:MET:O	1:A:251:ARG:NH2	2.20	0.73
1:C:365:ALA:HB1	1:C:371:ARG:HG2	1.70	0.72
1:C:91:HIS:NE2	1:D:429:THR:OG1	1.87	0.72
1:A:360:LEU:HA	1:A:363:SER:HB3	1.70	0.72
1:C:315:ALA:HB1	1:C:349:LEU:HD13	1.70	0.72
1:C:198:MET:O	1:C:251:ARG:NH2	2.21	0.71
1:D:360:LEU:HA	1:D:363:SER:HB3	1.71	0.71
1:D:203:TYR:HB3	1:D:361:ILE:HG13	1.72	0.71
1:A:203:TYR:HB3	1:A:361:ILE:HG13	1.72	0.71
1:D:198:MET:O	1:D:251:ARG:NH2	2.20	0.71
1:D:365:ALA:HB1	1:D:371:ARG:HG2	1.72	0.71
1:A:115:ARG:NH1	2:A:2003:HOH:O	2.23	0.71
1:B:53:ALA:HA	1:B:99:SER:HB3	1.72	0.70
1:B:365:ALA:HB1	1:B:371:ARG:HG2	1.73	0.70
1:A:53:ALA:O	1:A:57:ASN:ND2	2.24	0.69
1:C:169:LYS:HE2	1:D:87:SER:O	1.92	0.69
1:B:203:TYR:HB3	1:B:361:ILE:HG13	1.72	0.69
2:B:2003:HOH:O	1:C:35:LYS:O	2.10	0.69
1:B:198:MET:O	1:B:251:ARG:NH2	2.22	0.69
1:B:315:ALA:HB1	1:B:349:LEU:HD13	1.72	0.69
1:A:321:MET:O	2:A:2012:HOH:O	2.10	0.69
1:B:222:ALA:HB2	1:C:222:ALA:HB1	1.74	0.69
1:C:426:ASP:HB3	1:C:428:LYS:HE2	1.74	0.69
1:A:53:ALA:HA	1:A:99:SER:HB3	1.74	0.69
1:D:426:ASP:HB3	1:D:428:LYS:HE2	1.75	0.68
1:C:49:GLU:HG2	1:D:299:TYR:CE2	2.26	0.68
1:D:53:ALA:O	1:D:57:ASN:ND2	2.26	0.68
1:B:53:ALA:O	1:B:57:ASN:ND2	2.26	0.68
1:A:426:ASP:HB3	1:A:428:LYS:HE2	1.74	0.68
1:B:316:ARG:O	1:B:320:SER:OG	2.10	0.68
1:B:426:ASP:HB3	1:B:428:LYS:HE2	1.76	0.67

Continued on next page...

Continued from previous page...

Atom-1	Atom-2	Interatomic distance (Å)	Clash overlap (Å)
1:D:53:ALA:HA	1:D:99:SER:HB3	1.75	0.67
1:C:53:ALA:O	1:C:57:ASN:ND2	2.27	0.67
1:C:295:ALA:HB1	1:D:94:PRO:HB3	1.76	0.67
1:A:315:ALA:HB1	1:A:349:LEU:HD13	1.75	0.67
1:C:53:ALA:HA	1:C:99:SER:HB3	1.76	0.66
1:C:429:THR:OG1	1:D:91:HIS:NE2	1.96	0.66
1:B:257:GLN:HB2	1:B:384:GLY:HA2	1.76	0.66
1:C:13:ARG:NH2	1:C:287:GLU:OE1	2.29	0.65
1:A:57:ASN:HA	1:A:60:LEU:HD12	1.79	0.65
1:D:325:LYS:HG2	1:D:328:GLN:HB2	1.79	0.65
1:C:91:HIS:HE2	1:D:429:THR:CB	2.10	0.65
1:D:257:GLN:HB2	1:D:384:GLY:HA2	1.78	0.64
1:C:110:ASN:HB3	1:D:313:VAL:HG11	1.79	0.64
1:C:257:GLN:HB2	1:C:384:GLY:HA2	1.79	0.64
1:C:316:ARG:O	1:C:320:SER:OG	2.14	0.64
1:C:248:PRO:O	2:C:2008:HOH:O	2.14	0.64
1:B:325:LYS:HG2	1:B:328:GLN:HB2	1.79	0.64
1:A:309:THR:O	1:A:313:VAL:HG23	1.98	0.64
1:C:325:LYS:HG2	1:C:328:GLN:HB2	1.79	0.64
1:A:91:HIS:ND1	1:B:165:ALA:O	2.26	0.64
1:B:312:MET:O	1:B:316:ARG:HG2	1.98	0.63
1:A:165:ALA:O	1:B:91:HIS:ND1	2.31	0.63
1:C:344:LEU:O	1:C:348:ALA:N	2.29	0.63
1:A:257:GLN:HB2	1:A:384:GLY:HA2	1.81	0.63
1:A:325:LYS:HG2	1:A:328:GLN:HB2	1.79	0.63
1:D:316:ARG:O	1:D:320:SER:OG	2.15	0.63
1:C:254:ASP:HA	1:C:339:THR:HG23	1.79	0.62
1:B:408:GLU:HG3	1:C:31:LEU:HD11	1.81	0.62
1:A:170:ARG:NH2	1:A:301:ASP:OD1	2.32	0.62
1:A:73:VAL:O	1:A:111:LYS:NZ	2.24	0.62
1:A:344:LEU:O	1:A:348:ALA:N	2.28	0.62
1:A:151:THR:OG1	1:A:260:ASP:OD2	2.18	0.62
1:C:170:ARG:NH2	1:C:301:ASP:OD1	2.33	0.62
1:D:12:LYS:O	2:D:2001:HOH:O	2.16	0.62
1:B:57:ASN:HA	1:B:60:LEU:HD12	1.80	0.62
1:B:306:THR:OG1	1:B:354:TYR:OH	2.08	0.62
1:B:213:ASN:ND2	1:B:221:HIS:O	2.31	0.62
1:A:254:ASP:HA	1:A:339:THR:HG23	1.81	0.61
1:B:308:MET:O	1:B:312:MET:N	2.33	0.61
1:B:408:GLU:HG3	1:C:31:LEU:CD1	2.30	0.61
1:D:308:MET:O	1:D:312:MET:N	2.32	0.61

Continued on next page...

Continued from previous page...

Atom-1	Atom-2	Interatomic distance (Å)	Clash overlap (Å)
1:D:49:GLU:OE1	1:D:49:GLU:N	2.29	0.61
1:A:276:LEU:HB3	1:A:278:LEU:HD23	1.81	0.61
1:A:49:GLU:OE1	1:A:49:GLU:N	2.31	0.61
1:C:57:ASN:HA	1:C:60:LEU:HD12	1.83	0.61
1:B:49:GLU:OE1	1:B:49:GLU:N	2.29	0.60
1:C:218:ALA:HB3	1:C:221:HIS:HB2	1.83	0.60
1:A:81:PHE:O	1:A:115:ARG:NH2	2.35	0.60
1:A:347:GLU:OE2	1:A:355:GLY:N	2.32	0.60
1:C:160:ASP:OD1	1:C:172:ARG:NH1	2.35	0.60
1:A:143:LEU:HD11	1:A:264:ALA:HB1	1.84	0.60
1:D:81:PHE:O	1:D:115:ARG:NH2	2.35	0.60
1:B:81:PHE:O	1:B:115:ARG:NH2	2.34	0.60
1:B:143:LEU:HD11	1:B:264:ALA:HB1	1.83	0.60
1:A:312:MET:O	1:A:316:ARG:HG2	2.02	0.60
1:B:151:THR:OG1	1:B:260:ASP:OD2	2.20	0.60
1:D:312:MET:O	1:D:316:ARG:HG2	2.01	0.60
1:D:213:ASN:ND2	1:D:221:HIS:O	2.30	0.60
1:D:306:THR:OG1	1:D:354:TYR:OH	2.10	0.60
1:D:347:GLU:OE2	1:D:355:GLY:N	2.33	0.60
1:C:309:THR:O	1:C:313:VAL:HG23	2.02	0.59
1:D:151:THR:OG1	1:D:260:ASP:OD2	2.20	0.59
1:C:81:PHE:O	1:C:115:ARG:NH2	2.36	0.59
1:A:296:GLY:HA2	1:B:110:ASN:H	1.67	0.59
1:D:186:ARG:HG2	1:D:305:LEU:HD22	1.85	0.59
1:B:309:THR:O	1:B:313:VAL:HG23	2.02	0.59
1:A:119:ALA:O	1:A:122:SER:OG	2.21	0.59
1:C:346:TYR:HA	1:C:351:ILE:HD11	1.86	0.58
1:C:347:GLU:OE2	1:C:355:GLY:N	2.33	0.58
1:B:347:GLU:OE2	1:B:355:GLY:N	2.35	0.58
1:C:135:LEU:HB3	1:D:136:ALA:HB1	1.85	0.58
1:D:309:THR:O	1:D:313:VAL:HG23	2.03	0.58
1:A:160:ASP:OD1	1:A:172:ARG:NH1	2.36	0.58
1:B:283:ASN:O	1:B:403:LYS:NZ	2.30	0.58
1:A:218:ALA:HB3	1:A:221:HIS:HB2	1.85	0.58
1:A:308:MET:O	1:A:312:MET:N	2.32	0.58
1:D:210:ALA:O	1:D:214:ARG:NE	2.37	0.58
1:B:254:ASP:HA	1:B:339:THR:HG23	1.86	0.57
1:C:143:LEU:HD11	1:C:264:ALA:HB1	1.85	0.57
1:D:170:ARG:NH2	1:D:301:ASP:OD1	2.36	0.57
1:D:254:ASP:HA	1:D:339:THR:HG23	1.85	0.57
1:A:134:LEU:HA	1:A:139:SER:O	2.04	0.57

Continued on next page...

Continued from previous page...

Atom-1	Atom-2	Interatomic distance (Å)	Clash overlap (Å)
1:C:151:THR:OG1	1:C:260:ASP:OD2	2.22	0.57
1:C:87:SER:O	1:D:169:LYS:HE2	2.04	0.57
1:C:312:MET:O	1:C:316:ARG:HG2	2.05	0.57
1:D:57:ASN:HA	1:D:60:LEU:HD12	1.85	0.57
1:B:170:ARG:NH2	1:B:301:ASP:OD1	2.37	0.57
1:B:312:MET:HG2	1:B:348:ALA:HA	1.86	0.57
1:C:49:GLU:OE1	1:C:49:GLU:N	2.32	0.57
1:D:312:MET:HG2	1:D:348:ALA:HA	1.86	0.57
1:B:186:ARG:HG2	1:B:305:LEU:HD22	1.87	0.57
1:B:406:CYS:HB2	1:B:410:GLN:HA	1.86	0.57
1:C:243:ASN:OD1	1:C:246:TYR:N	2.29	0.56
1:A:243:ASN:OD1	1:A:246:TYR:N	2.30	0.56
1:D:143:LEU:HD11	1:D:264:ALA:HB1	1.86	0.56
1:A:349:LEU:HD12	1:A:350:GLY:H	1.71	0.56
1:D:191:GLN:HE22	1:D:249:PHE:HE1	1.52	0.56
1:C:75:LYS:HZ3	1:C:133:ALA:HB2	1.71	0.56
1:A:283:ASN:O	1:A:403:LYS:NZ	2.30	0.56
1:D:190:ILE:HG12	1:D:195:HIS:HB3	1.88	0.56
1:B:218:ALA:HB3	1:B:221:HIS:HB2	1.87	0.56
1:C:89:GLN:NE2	1:D:298:LEU:HD21	2.20	0.56
1:C:136:ALA:HB3	1:C:138:THR:HG23	1.86	0.56
1:B:349:LEU:HD12	1:B:350:GLY:H	1.70	0.56
1:B:243:ASN:OD1	1:B:246:TYR:N	2.32	0.56
1:B:341:ALA:O	1:B:345:MET:N	2.33	0.56
1:D:243:ASN:OD1	1:D:246:TYR:N	2.30	0.55
1:C:273:LEU:O	1:C:277:GLY:N	2.39	0.55
1:D:273:LEU:O	1:D:277:GLY:N	2.39	0.55
1:C:213:ASN:ND2	1:C:221:HIS:O	2.34	0.55
1:B:344:LEU:O	1:B:348:ALA:N	2.32	0.55
1:C:296:GLY:O	1:D:94:PRO:HB2	2.05	0.55
1:A:110:ASN:H	1:B:296:GLY:HA2	1.71	0.55
1:B:136:ALA:HB3	1:B:138:THR:HG23	1.88	0.55
1:A:109:LEU:HD11	1:B:297:ASN:HD22	1.71	0.55
1:B:191:GLN:HG2	1:B:192:GLU:N	2.21	0.55
1:B:399:TYR:O	1:B:403:LYS:HG2	2.07	0.55
1:A:66:HIS:O	1:A:68:GLY:N	2.39	0.55
1:C:308:MET:O	1:C:312:MET:N	2.33	0.55
1:D:344:LEU:O	1:D:348:ALA:N	2.31	0.55
1:B:190:ILE:HG12	1:B:195:HIS:HB3	1.90	0.54
1:C:312:MET:HG2	1:C:348:ALA:HA	1.88	0.54
1:C:197:THR:OG1	1:C:200:ASP:N	2.40	0.54

Continued on next page...

Continued from previous page...

Atom-1	Atom-2	Interatomic distance (Å)	Clash overlap (Å)
1:C:298:LEU:HD21	1:D:89:GLN:NE2	2.22	0.54
1:A:190:ILE:HG12	1:A:195:HIS:HB3	1.89	0.54
1:A:346:TYR:HA	1:A:351:ILE:HD11	1.89	0.54
1:B:198:MET:HG2	1:B:251:ARG:NH2	2.22	0.54
1:C:264:ALA:O	1:C:396:LEU:HD11	2.08	0.54
1:B:16:VAL:N	1:B:286:VAL:O	2.41	0.54
1:C:16:VAL:N	1:C:286:VAL:O	2.41	0.54
1:D:341:ALA:O	1:D:345:MET:N	2.37	0.54
1:B:185:ARG:HD3	1:B:246:TYR:CE1	2.43	0.54
1:C:428:LYS:HB2	1:D:91:HIS:HE1	1.73	0.54
1:C:185:ARG:HD3	1:C:246:TYR:CE1	2.43	0.54
1:A:136:ALA:HB3	1:A:138:THR:HG23	1.89	0.54
1:C:190:ILE:HG12	1:C:195:HIS:HB3	1.90	0.54
1:C:186:ARG:HG2	1:C:305:LEU:HD22	1.90	0.54
1:C:191:GLN:HG2	1:C:192:GLU:N	2.22	0.54
1:B:197:THR:OG1	1:B:200:ASP:N	2.40	0.54
1:B:134:LEU:HA	1:B:139:SER:O	2.07	0.54
1:C:210:ALA:O	1:C:214:ARG:NE	2.41	0.54
1:D:186:ARG:HA	1:D:305:LEU:HD13	1.90	0.53
1:A:335:HIS:H	1:A:345:MET:HE3	1.73	0.53
1:A:316:ARG:O	1:A:320:SER:OG	2.16	0.53
1:A:299:TYR:CD1	1:B:98:GLY:HA3	2.43	0.53
1:D:191:GLN:HG2	1:D:192:GLU:N	2.22	0.53
1:D:62:ASN:N	1:D:62:ASN:OD1	2.41	0.53
1:A:213:ASN:ND2	1:A:221:HIS:O	2.36	0.53
1:A:191:GLN:HE22	1:A:249:PHE:HE1	1.56	0.53
1:C:47:THR:N	1:C:50:GLU:OE1	2.41	0.53
1:B:123:GLY:HA3	1:B:391:GLY:HA3	1.90	0.53
1:D:264:ALA:O	1:D:396:LEU:HD11	2.09	0.53
1:C:186:ARG:HA	1:C:305:LEU:HD13	1.89	0.53
1:A:191:GLN:HG2	1:A:192:GLU:N	2.24	0.53
1:A:123:GLY:HA3	1:A:391:GLY:HA3	1.90	0.53
1:B:366:THR:HA	1:B:372:ILE:O	2.09	0.53
1:D:197:THR:OG1	1:D:200:ASP:N	2.41	0.53
1:D:46:LYS:HD3	1:D:51:LEU:HD13	1.91	0.53
1:D:136:ALA:HB3	1:D:138:THR:HG23	1.89	0.53
1:B:191:GLN:HE22	1:B:249:PHE:HE1	1.57	0.53
1:B:210:ALA:O	1:B:214:ARG:NE	2.42	0.53
1:C:132:GLU:O	1:D:136:ALA:HB2	2.09	0.52
1:D:198:MET:HG2	1:D:251:ARG:NH2	2.24	0.52
1:D:218:ALA:HB3	1:D:221:HIS:HB2	1.91	0.52

Continued on next page...

Continued from previous page...

Atom-1	Atom-2	Interatomic distance (Å)	Clash overlap (Å)
1:A:185:ARG:HD3	1:A:246:TYR:CE1	2.43	0.52
1:D:185:ARG:HD3	1:D:246:TYR:CE1	2.44	0.52
1:B:332:ALA:HB3	1:B:374:VAL:HG22	1.91	0.52
1:A:399:TYR:O	1:A:403:LYS:HG2	2.08	0.52
1:D:134:LEU:HA	1:D:139:SER:O	2.09	0.52
1:A:264:ALA:O	1:A:396:LEU:HD11	2.09	0.52
1:A:197:THR:OG1	1:A:200:ASP:N	2.43	0.52
1:B:408:GLU:HB3	1:C:31:LEU:HD21	1.92	0.52
1:A:341:ALA:O	1:A:345:MET:N	2.37	0.52
1:A:186:ARG:HG2	1:A:305:LEU:HD22	1.92	0.52
1:C:62:ASN:N	1:C:62:ASN:OD1	2.41	0.52
1:B:73:VAL:O	1:B:111:LYS:NZ	2.26	0.52
1:C:136:ALA:HB2	1:D:132:GLU:O	2.10	0.52
1:C:170:ARG:NH1	1:C:299:TYR:O	2.43	0.52
1:B:404:GLY:HA2	1:B:410:GLN:CD	2.30	0.52
1:B:264:ALA:O	1:B:396:LEU:HD11	2.08	0.52
1:B:330:GLN:O	1:B:373:PRO:HD2	2.10	0.52
1:C:406:CYS:HB2	1:C:410:GLN:HA	1.91	0.52
1:A:273:LEU:O	1:A:277:GLY:N	2.43	0.52
1:A:124:GLY:H	1:A:422:ASN:HD22	1.58	0.52
1:D:399:TYR:O	1:D:403:LYS:HG2	2.10	0.52
1:D:349:LEU:HD12	1:D:350:GLY:H	1.76	0.51
1:C:169:LYS:NZ	2:C:2006:HOH:O	2.20	0.51
1:A:297:ASN:HD22	1:B:109:LEU:HD11	1.75	0.51
1:D:170:ARG:NH1	1:D:299:TYR:O	2.43	0.51
1:A:237:ASN:HD21	1:A:251:ARG:HB3	1.74	0.51
1:D:330:GLN:HB2	1:D:415:PRO:HB3	1.91	0.51
1:B:251:ARG:HB2	1:B:253:THR:HG23	1.92	0.51
1:D:283:ASN:O	1:D:403:LYS:NZ	2.29	0.51
1:C:120:CYS:HA	1:C:387:VAL:HG13	1.92	0.51
1:A:406:CYS:HB2	1:A:410:GLN:HA	1.92	0.51
1:C:399:TYR:O	1:C:403:LYS:HG2	2.10	0.51
1:B:273:LEU:O	1:B:277:GLY:N	2.43	0.51
1:D:160:ASP:OD1	1:D:172:ARG:NH1	2.42	0.51
1:C:134:LEU:HA	1:C:139:SER:O	2.11	0.51
1:B:260:ASP:N	1:B:260:ASP:OD1	2.44	0.51
1:B:330:GLN:HB2	1:B:415:PRO:HB3	1.92	0.51
1:A:94:PRO:HB2	1:B:298:LEU:HB2	1.91	0.51
1:C:110:ASN:ND2	1:D:313:VAL:HG21	2.26	0.51
1:A:298:LEU:HB2	1:B:94:PRO:HB2	1.92	0.51
1:B:186:ARG:HA	1:B:305:LEU:HD13	1.92	0.51

Continued on next page...

Continued from previous page...

Atom-1	Atom-2	Interatomic distance (Å)	Clash overlap (Å)
1:C:404:GLY:HA2	1:C:410:GLN:CD	2.30	0.51
1:C:75:LYS:NZ	1:D:132:GLU:OE1	2.29	0.51
1:C:15:PHE:HA	1:C:287:GLU:HA	1.92	0.51
1:C:349:LEU:HD12	1:C:350:GLY:H	1.76	0.51
1:A:404:GLY:HA2	1:A:410:GLN:CD	2.30	0.51
1:C:429:THR:HG1	1:D:91:HIS:HE2	0.52	0.50
1:D:406:CYS:HB2	1:D:410:GLN:HA	1.92	0.50
1:D:257:GLN:HG2	1:D:381:LEU:O	2.11	0.50
1:A:170:ARG:NH1	1:A:299:TYR:O	2.42	0.50
1:A:165:ALA:C	1:B:91:HIS:HD1	2.13	0.50
1:B:62:ASN:OD1	1:B:62:ASN:N	2.44	0.50
1:A:312:MET:HG2	1:A:348:ALA:HA	1.91	0.50
1:C:341:ALA:O	1:C:345:MET:N	2.38	0.50
1:A:16:VAL:N	1:A:286:VAL:O	2.43	0.50
1:A:251:ARG:HB2	1:A:253:THR:HG23	1.94	0.50
1:D:120:CYS:HA	1:D:387:VAL:HG13	1.93	0.50
1:D:416:GLY:HA2	1:D:437:ASN:HB3	1.94	0.50
1:A:198:MET:HG2	1:A:251:ARG:NH2	2.27	0.50
1:A:231:THR:O	1:A:251:ARG:NE	2.45	0.50
1:C:191:GLN:HE22	1:C:249:PHE:HE1	1.57	0.50
1:A:15:PHE:HA	1:A:287:GLU:HA	1.93	0.50
1:D:16:VAL:N	1:D:286:VAL:O	2.45	0.50
1:A:332:ALA:HB3	1:A:374:VAL:HG22	1.93	0.50
1:A:239:ASN:HB3	1:A:247:LYS:HG2	1.94	0.50
1:A:256:SER:OG	1:A:337:CYS:O	2.29	0.50
1:A:186:ARG:HA	1:A:305:LEU:HD13	1.93	0.50
1:A:366:THR:HA	1:A:372:ILE:O	2.11	0.50
1:B:47:THR:N	1:B:50:GLU:OE1	2.41	0.50
1:C:366:THR:HA	1:C:372:ILE:O	2.12	0.50
1:C:400:ARG:HB3	1:C:405:GLN:HB2	1.94	0.49
1:D:404:GLY:HA2	1:D:410:GLN:CD	2.32	0.49
1:D:308:MET:O	1:D:312:MET:HG3	2.11	0.49
1:C:330:GLN:HB2	1:C:415:PRO:HB3	1.93	0.49
1:C:73:VAL:O	1:C:111:LYS:NZ	2.27	0.49
1:A:120:CYS:HA	1:A:387:VAL:HG13	1.94	0.49
1:B:124:GLY:H	1:B:422:ASN:HD22	1.60	0.49
1:C:198:MET:HG2	1:C:251:ARG:NH2	2.27	0.49
1:A:330:GLN:HB2	1:A:415:PRO:HB3	1.93	0.49
1:B:119:ALA:O	1:B:122:SER:OG	2.27	0.49
1:A:91:HIS:HD1	1:B:165:ALA:C	2.12	0.49
1:D:329:LEU:H	1:D:329:LEU:HD23	1.78	0.49

Continued on next page...

Continued from previous page...

Atom-1	Atom-2	Interatomic distance (Å)	Clash overlap (Å)
1:C:416:GLY:HA2	1:C:437:ASN:HB3	1.95	0.49
1:C:94:PRO:CB	1:D:295:ALA:HB1	2.32	0.49
1:C:343:LEU:O	1:C:346:TYR:HB2	2.13	0.49
1:C:123:GLY:HA3	1:C:391:GLY:HA3	1.94	0.49
1:A:295:ALA:N	1:B:111:LYS:O	2.46	0.49
1:C:330:GLN:O	1:C:373:PRO:HD2	2.13	0.49
1:A:210:ALA:O	1:A:214:ARG:NE	2.45	0.49
1:C:332:ALA:HB3	1:C:374:VAL:HG22	1.94	0.49
1:C:231:THR:O	1:C:251:ARG:NE	2.46	0.48
1:D:343:LEU:O	1:D:346:TYR:HB2	2.13	0.48
1:A:343:LEU:O	1:A:346:TYR:HB2	2.13	0.48
1:D:330:GLN:O	1:D:373:PRO:HD2	2.12	0.48
1:A:46:LYS:HD3	1:A:51:LEU:HD13	1.94	0.48
1:A:310:THR:OG1	1:A:427:ASP:O	2.21	0.48
1:B:416:GLY:HA2	1:B:437:ASN:HB3	1.95	0.48
1:A:304:ASP:OD2	1:A:307:ARG:HD2	2.12	0.48
1:D:332:ALA:HB3	1:D:374:VAL:HG22	1.94	0.48
1:C:260:ASP:OD1	1:C:260:ASP:N	2.45	0.48
1:B:346:TYR:HA	1:B:351:ILE:HD11	1.95	0.48
1:C:254:ASP:O	1:C:338:PHE:HA	2.14	0.48
1:D:239:ASN:HB3	1:D:247:LYS:HG2	1.94	0.48
1:B:160:ASP:OD1	1:B:172:ARG:NH1	2.46	0.48
1:C:237:ASN:HD21	1:C:251:ARG:HB3	1.78	0.48
1:D:346:TYR:HA	1:D:351:ILE:HD11	1.95	0.48
1:C:110:ASN:CB	1:D:313:VAL:HG11	2.44	0.48
1:A:297:ASN:HA	1:B:97:VAL:HB	1.94	0.48
1:B:15:PHE:HA	1:B:287:GLU:HA	1.94	0.48
1:D:251:ARG:HB2	1:D:253:THR:HG23	1.96	0.48
1:A:425:GLY:HA3	1:B:91:HIS:HE1	1.79	0.48
1:A:98:GLY:HA3	1:B:299:TYR:CD1	2.49	0.48
1:B:257:GLN:HG2	1:B:381:LEU:O	2.12	0.48
1:D:277:GLY:O	1:D:278:LEU:HD22	2.14	0.48
1:C:251:ARG:HB2	1:C:253:THR:HG23	1.95	0.48
1:A:120:CYS:HA	1:A:387:VAL:CG1	2.44	0.48
1:C:33:ILE:HG21	1:C:43:LYS:O	2.13	0.48
1:C:115:ARG:HD2	1:D:117:GLU:HB3	1.94	0.48
1:A:257:GLN:HG2	1:A:381:LEU:O	2.14	0.48
1:D:73:VAL:O	1:D:111:LYS:NZ	2.28	0.48
1:D:342:GLU:O	1:D:345:MET:HB2	2.14	0.47
1:C:120:CYS:HB3	1:C:335:HIS:CE1	2.49	0.47
1:A:330:GLN:O	1:A:372:ILE:HD12	2.14	0.47

Continued on next page...

Continued from previous page...

Atom-1	Atom-2	Interatomic distance (Å)	Clash overlap (Å)
1:B:239:ASN:HB3	1:B:247:LYS:HG2	1.96	0.47
1:B:343:LEU:O	1:B:346:TYR:HB2	2.14	0.47
1:A:97:VAL:HB	1:B:297:ASN:HA	1.96	0.47
1:C:75:LYS:NZ	1:C:133:ALA:HB2	2.29	0.47
1:C:275:LYS:HB2	1:C:275:LYS:HE3	1.65	0.47
1:C:428:LYS:HB2	1:D:91:HIS:CE1	2.49	0.47
1:D:15:PHE:HA	1:D:287:GLU:HA	1.95	0.47
1:D:75:LYS:NZ	1:D:133:ALA:HB2	2.30	0.47
1:A:17:VAL:HG12	1:A:63:THR:HG22	1.95	0.47
1:A:400:ARG:HB3	1:A:405:GLN:HB2	1.97	0.47
1:D:237:ASN:HD21	1:D:253:THR:HG23	1.80	0.47
1:B:74:ASP:HB2	1:B:139:SER:HB3	1.97	0.47
1:D:120:CYS:HA	1:D:387:VAL:CG1	2.45	0.47
1:B:13:ARG:HB3	1:B:287:GLU:OE2	2.15	0.47
1:A:33:ILE:HG21	1:A:43:LYS:O	2.13	0.47
1:B:120:CYS:HA	1:B:387:VAL:HG13	1.95	0.47
1:B:231:THR:O	1:B:251:ARG:NE	2.48	0.47
1:C:120:CYS:HA	1:C:387:VAL:CG1	2.45	0.47
1:C:46:LYS:HD3	1:C:51:LEU:HD13	1.97	0.47
1:B:17:VAL:HG12	1:B:63:THR:HG22	1.97	0.47
1:A:202:ALA:HB2	1:A:231:THR:HA	1.97	0.47
1:C:257:GLN:HG2	1:C:381:LEU:O	2.15	0.47
1:A:330:GLN:O	1:A:373:PRO:HD2	2.15	0.47
1:B:275:LYS:HE3	1:B:275:LYS:HB2	1.66	0.47
1:A:254:ASP:O	1:A:338:PHE:HA	2.15	0.46
1:A:260:ASP:N	1:A:260:ASP:OD1	2.47	0.46
1:D:304:ASP:OD2	1:D:307:ARG:HD2	2.15	0.46
1:D:366:THR:HA	1:D:372:ILE:O	2.16	0.46
1:D:82:LEU:HD22	1:D:85:LEU:HD12	1.97	0.46
1:C:82:LEU:HD22	1:C:85:LEU:HD12	1.96	0.46
1:B:33:ILE:HG21	1:B:43:LYS:O	2.15	0.46
1:C:136:ALA:HA	1:D:136:ALA:HA	1.98	0.46
1:D:297:ASN:OD1	1:D:299:TYR:HD1	1.99	0.46
1:B:309:THR:O	1:B:313:VAL:N	2.35	0.46
1:C:74:ASP:HB2	1:C:139:SER:HB3	1.98	0.46
1:C:51:LEU:HA	1:C:51:LEU:HD12	1.77	0.46
1:D:272:GLY:O	1:D:276:LEU:HG	2.16	0.46
1:B:237:ASN:HD21	1:B:251:ARG:HB3	1.81	0.46
1:B:308:MET:O	1:B:312:MET:HG3	2.16	0.46
1:A:385:HIS:ND1	1:A:390:THR:OG1	2.47	0.46
1:D:210:ALA:HB1	1:D:214:ARG:HH21	1.80	0.46

Continued on next page...

Continued from previous page...

Atom-1	Atom-2	Interatomic distance (Å)	Clash overlap (Å)
1:D:123:GLY:HA3	1:D:391:GLY:HA3	1.96	0.46
1:A:47:THR:N	1:A:50:GLU:OE1	2.43	0.46
1:C:119:ALA:O	1:C:122:SER:OG	2.29	0.46
1:C:256:SER:OG	1:C:337:CYS:O	2.33	0.46
1:C:202:ALA:HB2	1:C:231:THR:HA	1.98	0.46
1:B:74:ASP:HB2	1:B:139:SER:CB	2.45	0.46
1:D:74:ASP:HB2	1:D:139:SER:HB3	1.98	0.46
1:C:335:HIS:H	1:C:345:MET:CE	2.28	0.46
1:D:119:ALA:O	1:D:122:SER:OG	2.30	0.46
1:C:124:GLY:H	1:C:422:ASN:HD22	1.62	0.46
1:D:317:THR:O	1:D:321:MET:HG3	2.16	0.46
1:A:62:ASN:N	1:A:62:ASN:OD1	2.46	0.46
1:D:47:THR:N	1:D:50:GLU:OE1	2.44	0.46
1:A:426:ASP:N	1:A:428:LYS:HG2	2.25	0.46
1:C:309:THR:O	1:C:313:VAL:N	2.34	0.46
1:A:243:ASN:O	1:A:247:LYS:HB2	2.16	0.46
1:C:272:GLY:O	1:C:276:LEU:HG	2.16	0.46
1:D:275:LYS:HB2	1:D:275:LYS:HE3	1.66	0.46
1:B:82:LEU:HD22	1:B:85:LEU:HD12	1.98	0.46
1:B:202:ALA:HB2	1:B:231:THR:HA	1.97	0.45
1:B:51:LEU:HA	1:B:51:LEU:HD23	1.78	0.45
1:C:76:LEU:O	1:C:113:ALA:HA	2.16	0.45
1:A:120:CYS:HB3	1:A:335:HIS:CE1	2.51	0.45
1:C:304:ASP:OD2	1:C:307:ARG:HD2	2.16	0.45
1:D:17:VAL:HG12	1:D:63:THR:HG22	1.99	0.45
1:A:416:GLY:HA2	1:A:437:ASN:HB3	1.99	0.45
1:D:237:ASN:HD21	1:D:251:ARG:HB3	1.81	0.45
1:B:307:ARG:HG2	1:B:312:MET:SD	2.57	0.45
1:C:17:VAL:HG12	1:C:63:THR:HG22	1.98	0.45
1:B:204:VAL:HG23	1:B:361:ILE:HG12	1.99	0.45
1:A:74:ASP:HB2	1:A:139:SER:CB	2.47	0.45
1:D:120:CYS:HB3	1:D:335:HIS:CE1	2.51	0.45
1:C:13:ARG:HB3	1:C:287:GLU:OE2	2.17	0.45
1:C:172:ARG:HD2	1:C:178:THR:OG1	2.16	0.45
1:A:74:ASP:HB2	1:A:139:SER:HB3	1.99	0.45
1:C:200:ASP:OD1	1:C:358:GLY:HA2	2.17	0.45
1:C:74:ASP:HB2	1:C:139:SER:CB	2.47	0.45
1:C:61:GLN:C	1:C:63:THR:H	2.19	0.45
1:B:84:GLU:HA	1:B:89:GLN:N	2.32	0.45
1:D:231:THR:O	1:D:251:ARG:NE	2.49	0.45
1:A:342:GLU:O	1:A:345:MET:HB2	2.17	0.45

Continued on next page...

Continued from previous page...

Atom-1	Atom-2	Interatomic distance (Å)	Clash overlap (Å)
1:C:329:LEU:HD23	1:C:329:LEU:H	1.82	0.45
1:A:386:PRO:HG2	1:A:389:ALA:HB3	1.99	0.45
1:B:237:ASN:HD21	1:B:253:THR:HG23	1.80	0.45
1:A:243:ASN:CG	1:A:245:ILE:H	2.19	0.45
1:D:74:ASP:HB2	1:D:139:SER:CB	2.47	0.45
1:A:200:ASP:OD1	1:A:358:GLY:HA2	2.15	0.45
1:D:259:SER:HB2	1:D:386:PRO:CD	2.38	0.45
1:D:167:HIS:HD2	1:D:299:TYR:HA	1.82	0.45
1:C:227:LEU:O	1:C:231:THR:N	2.49	0.45
1:B:254:ASP:O	1:B:338:PHE:HA	2.16	0.45
1:D:124:GLY:H	1:D:422:ASN:HD22	1.63	0.45
1:D:400:ARG:HB3	1:D:405:GLN:HB2	1.98	0.45
1:C:84:GLU:HA	1:C:89:GLN:N	2.32	0.45
1:A:298:LEU:HD13	1:B:94:PRO:HG2	1.98	0.45
1:B:120:CYS:HA	1:B:387:VAL:CG1	2.47	0.45
1:A:52:LEU:O	1:A:56:ILE:HG13	2.17	0.45
1:B:342:GLU:O	1:B:345:MET:HB2	2.17	0.45
1:B:200:ASP:OD1	1:B:358:GLY:HA2	2.17	0.45
1:A:227:LEU:O	1:A:231:THR:N	2.50	0.44
1:D:202:ALA:HB2	1:D:231:THR:HA	1.99	0.44
1:C:243:ASN:CG	1:C:245:ILE:H	2.21	0.44
1:C:317:THR:O	1:C:321:MET:HG3	2.18	0.44
1:B:181:CYS:O	1:B:185:ARG:HG3	2.17	0.44
1:A:51:LEU:O	1:A:55:SER:OG	2.34	0.44
1:B:76:LEU:O	1:B:113:ALA:HA	2.17	0.44
1:D:227:LEU:O	1:D:231:THR:N	2.50	0.44
1:A:297:ASN:OD1	1:A:299:TYR:HD1	2.01	0.44
1:A:94:PRO:HG2	1:B:298:LEU:HD13	1.99	0.44
1:A:75:LYS:NZ	1:A:133:ALA:HB2	2.32	0.44
1:A:204:VAL:HG23	1:A:361:ILE:HG12	1.99	0.44
1:C:239:ASN:HB3	1:C:247:LYS:HG2	1.99	0.44
1:D:51:LEU:HD12	1:D:51:LEU:HA	1.83	0.44
1:A:124:GLY:H	1:A:422:ASN:ND2	2.15	0.44
1:C:120:CYS:HB2	1:C:423:MET:O	2.18	0.44
1:C:229:PHE:CZ	1:C:236:LYS:HB2	2.53	0.44
1:D:291:LEU:HA	1:D:432:SER:O	2.17	0.44
1:A:257:GLN:O	1:A:385:HIS:HB3	2.18	0.44
1:D:278:LEU:HB3	1:D:279:SER:H	1.67	0.44
1:C:210:ALA:HB1	1:C:214:ARG:HH21	1.83	0.44
1:C:342:GLU:O	1:C:345:MET:HB2	2.18	0.44
1:D:385:HIS:ND1	1:D:390:THR:OG1	2.47	0.44

Continued on next page...

Continued from previous page...

Atom-1	Atom-2	Interatomic distance (Å)	Clash overlap (Å)
1:A:82:LEU:HD22	1:A:85:LEU:HD12	1.99	0.44
1:A:316:ARG:O	1:A:319:LEU:HG	2.17	0.44
1:C:243:ASN:O	1:C:247:LYS:HB2	2.17	0.44
1:A:131:TRP:CE3	1:A:291:LEU:HD13	2.52	0.44
1:C:291:LEU:HA	1:C:432:SER:O	2.17	0.44
1:D:76:LEU:O	1:D:113:ALA:HA	2.18	0.44
1:B:400:ARG:HB3	1:B:405:GLN:HB2	1.99	0.44
1:C:91:HIS:CE1	1:D:428:LYS:HB2	2.53	0.44
1:C:243:ASN:HD21	1:C:245:ILE:HB	1.82	0.44
1:D:84:GLU:HA	1:D:89:GLN:N	2.33	0.44
1:D:130:ALA:O	1:D:134:LEU:HG	2.18	0.44
1:D:120:CYS:HB2	1:D:423:MET:O	2.18	0.44
1:A:275:LYS:HE3	1:A:275:LYS:HB2	1.63	0.44
1:A:319:LEU:O	1:A:323:GLY:N	2.46	0.44
1:D:260:ASP:N	1:D:260:ASP:OD1	2.48	0.44
1:B:329:LEU:HD23	1:B:329:LEU:H	1.82	0.44
1:C:290:SER:HB2	1:C:434:VAL:CB	2.39	0.43
1:B:19:GLY:O	1:B:62:ASN:ND2	2.50	0.43
1:D:61:GLN:C	1:D:63:THR:H	2.21	0.43
1:D:128:GLN:HA	1:D:291:LEU:HD21	1.99	0.43
1:B:131:TRP:CE3	1:B:291:LEU:HD13	2.53	0.43
1:B:291:LEU:HA	1:B:432:SER:O	2.17	0.43
1:D:426:ASP:N	1:D:428:LYS:HG2	2.27	0.43
1:C:426:ASP:N	1:C:428:LYS:HG2	2.28	0.43
1:A:237:ASN:HD21	1:A:253:THR:HG23	1.83	0.43
1:C:257:GLN:O	1:C:385:HIS:HB3	2.18	0.43
1:D:33:ILE:HG21	1:D:43:LYS:O	2.17	0.43
1:B:170:ARG:NH1	1:B:299:TYR:O	2.45	0.43
1:D:59:ALA:HB2	1:D:264:ALA:HB3	2.00	0.43
1:D:197:THR:O	1:D:200:ASP:HB2	2.19	0.43
1:D:131:TRP:CG	1:D:291:LEU:HD23	2.54	0.43
1:B:385:HIS:ND1	1:B:390:THR:OG1	2.47	0.43
1:C:181:CYS:O	1:C:185:ARG:HG3	2.19	0.43
1:A:284:ARG:O	1:A:399:TYR:OH	2.35	0.43
1:B:346:TYR:CZ	1:B:366:THR:HG21	2.54	0.43
1:C:19:GLY:O	1:C:62:ASN:ND2	2.51	0.43
1:B:172:ARG:HD2	1:B:178:THR:OG1	2.17	0.43
1:B:75:LYS:NZ	1:B:133:ALA:HB2	2.33	0.43
1:D:204:VAL:HG23	1:D:361:ILE:HG12	2.01	0.43
1:C:297:ASN:OD1	1:C:299:TYR:HD1	2.02	0.43
1:B:195:HIS:HD2	1:B:354:TYR:CE2	2.36	0.43

Continued on next page...

Continued from previous page...

Atom-1	Atom-2	Interatomic distance (Å)	Clash overlap (Å)
1:B:269:SER:O	1:B:273:LEU:HG	2.17	0.43
1:D:243:ASN:CG	1:D:245:ILE:H	2.22	0.43
1:C:195:HIS:HD2	1:C:354:TYR:CE2	2.37	0.43
1:B:59:ALA:HB2	1:B:264:ALA:HB3	2.00	0.43
1:A:291:LEU:HA	1:A:432:SER:O	2.18	0.43
1:A:295:ALA:O	1:B:111:LYS:N	2.51	0.43
1:C:35:LYS:O	2:C:2001:HOH:O	2.21	0.43
1:A:317:THR:O	1:A:321:MET:HG3	2.19	0.43
1:D:61:GLN:O	1:D:64:GLY:N	2.40	0.43
1:B:229:PHE:CZ	1:B:236:LYS:HB2	2.53	0.43
1:C:94:PRO:HB2	1:D:296:GLY:O	2.19	0.43
1:C:203:TYR:CE2	1:C:362:ARG:HG2	2.54	0.43
1:A:342:GLU:HA	1:A:345:MET:HB2	2.01	0.43
1:A:51:LEU:HA	1:A:51:LEU:HD12	1.80	0.43
1:A:61:GLN:C	1:A:63:THR:H	2.19	0.43
1:B:226:THR:OG1	1:B:229:PHE:N	2.47	0.43
1:B:227:LEU:O	1:B:231:THR:N	2.52	0.42
1:C:308:MET:O	1:C:312:MET:HG3	2.19	0.42
1:B:120:CYS:HB3	1:B:335:HIS:CE1	2.54	0.42
1:C:131:TRP:CE3	1:C:291:LEU:HD13	2.53	0.42
1:B:31:LEU:HD23	1:B:31:LEU:HA	1.90	0.42
1:B:360:LEU:HD22	1:B:365:ALA:HB3	2.00	0.42
1:C:167:HIS:HD2	1:C:299:TYR:HA	1.84	0.42
1:D:254:ASP:O	1:D:338:PHE:HA	2.19	0.42
1:C:61:GLN:O	1:C:64:GLY:N	2.43	0.42
1:D:226:THR:OG1	1:D:229:PHE:N	2.44	0.42
1:B:259:SER:HB2	1:B:386:PRO:CD	2.41	0.42
1:C:284:ARG:O	1:C:399:TYR:OH	2.37	0.42
1:A:76:LEU:O	1:A:113:ALA:HA	2.18	0.42
1:C:385:HIS:ND1	1:C:390:THR:OG1	2.49	0.42
1:D:316:ARG:O	1:D:319:LEU:HG	2.20	0.42
1:C:283:ASN:O	1:C:403:LYS:NZ	2.35	0.42
1:A:172:ARG:HD2	1:A:178:THR:OG1	2.20	0.42
1:B:167:HIS:HD2	1:B:299:TYR:HA	1.85	0.42
1:A:335:HIS:HB3	1:A:345:MET:HE2	2.01	0.42
1:C:197:THR:O	1:C:200:ASP:HB2	2.20	0.42
1:C:93:GLY:N	1:C:94:PRO:HD2	2.35	0.42
1:D:279:SER:HA	1:D:280:PRO:HD3	1.92	0.42
1:D:19:GLY:O	1:D:62:ASN:ND2	2.53	0.42
1:A:93:GLY:N	1:A:94:PRO:HD2	2.35	0.42
1:C:234:SER:CB	1:C:237:ASN:HB3	2.49	0.42

Continued on next page...

Continued from previous page...

Atom-1	Atom-2	Interatomic distance (Å)	Clash overlap (Å)
1:C:110:ASN:CG	1:D:313:VAL:HG21	2.40	0.42
1:D:200:ASP:OD1	1:D:362:ARG:NH1	2.52	0.42
1:C:61:GLN:C	1:C:63:THR:N	2.73	0.42
1:D:290:SER:HB2	1:D:434:VAL:CB	2.39	0.42
1:A:308:MET:O	1:A:312:MET:HG3	2.20	0.42
1:A:91:HIS:HE1	1:B:425:GLY:HA3	1.84	0.42
1:A:243:ASN:HD21	1:A:245:ILE:HB	1.84	0.42
1:B:198:MET:O	1:B:201:ALA:HB3	2.20	0.42
1:C:342:GLU:HA	1:C:345:MET:HB2	2.02	0.42
1:B:243:ASN:O	1:B:247:LYS:HB2	2.20	0.41
1:D:172:ARG:HD2	1:D:178:THR:OG1	2.20	0.41
1:C:330:GLN:O	1:C:372:ILE:HD12	2.20	0.41
1:A:168:TYR:HB2	1:B:89:GLN:OE1	2.20	0.41
1:D:229:PHE:CZ	1:D:236:LYS:HB2	2.54	0.41
1:A:128:GLN:HE22	1:A:293:SER:HB2	1.85	0.41
1:C:241:LEU:HD23	1:C:241:LEU:HA	1.87	0.41
1:A:167:HIS:HD2	1:A:299:TYR:HA	1.84	0.41
1:A:277:GLY:O	1:A:278:LEU:HD22	2.20	0.41
1:A:181:CYS:O	1:A:185:ARG:HG3	2.20	0.41
1:A:120:CYS:HB2	1:A:423:MET:O	2.20	0.41
1:D:284:ARG:O	1:D:399:TYR:OH	2.35	0.41
1:D:309:THR:O	1:D:313:VAL:N	2.37	0.41
1:C:335:HIS:H	1:C:345:MET:HE3	1.85	0.41
1:A:330:GLN:C	1:A:372:ILE:HD12	2.41	0.41
1:C:124:GLY:O	1:C:127:VAL:HB	2.19	0.41
1:B:241:LEU:HA	1:B:241:LEU:HD23	1.92	0.41
1:D:360:LEU:HA	1:D:360:LEU:HD23	1.81	0.41
1:C:84:GLU:O	1:C:88:SER:HA	2.21	0.41
1:D:124:GLY:O	1:D:127:VAL:HB	2.20	0.41
1:C:112:PRO:HA	1:D:293:SER:HB3	2.02	0.41
1:B:234:SER:CB	1:B:237:ASN:HB3	2.50	0.41
1:B:61:GLN:C	1:B:63:THR:H	2.22	0.41
1:B:29:SER:HA	1:B:30:PRO:HD3	1.90	0.41
1:D:170:ARG:NH2	1:D:299:TYR:O	2.53	0.41
1:D:204:VAL:HG21	1:D:343:LEU:HD13	2.02	0.41
1:D:340:ILE:O	1:D:343:LEU:HB2	2.21	0.41
1:A:111:LYS:O	1:B:295:ALA:N	2.53	0.41
1:B:317:THR:O	1:B:321:MET:HG3	2.20	0.41
1:D:243:ASN:O	1:D:247:LYS:HB2	2.19	0.41
1:D:75:LYS:O	1:D:76:LEU:HD23	2.20	0.41
1:A:33:ILE:HD13	1:A:43:LYS:HB3	2.02	0.41

Continued on next page...

Continued from previous page...

Atom-1	Atom-2	Interatomic distance (Å)	Clash overlap (Å)
1:D:346:TYR:CZ	1:D:366:THR:HG21	2.56	0.41
1:D:372:ILE:O	1:D:374:VAL:HG23	2.21	0.41
1:A:90:GLY:HA2	2:A:2003:HOH:O	2.20	0.41
1:A:404:GLY:HA2	1:A:410:GLN:NE2	2.35	0.41
1:A:61:GLN:C	1:A:63:THR:N	2.73	0.41
1:D:13:ARG:NH2	1:D:287:GLU:OE1	2.53	0.41
1:A:234:SER:CB	1:A:237:ASN:HB3	2.51	0.41
1:A:203:TYR:CE2	1:A:362:ARG:HG2	2.56	0.41
1:A:115:ARG:HE	1:A:117:GLU:HB2	1.85	0.41
1:C:316:ARG:O	1:C:319:LEU:HG	2.20	0.41
1:B:408:GLU:HG3	1:C:31:LEU:HD13	2.01	0.41
1:A:299:TYR:OH	1:B:95:ALA:O	2.17	0.41
1:C:170:ARG:HE	1:C:171:GLN:HG3	1.86	0.41
1:B:213:ASN:ND2	1:B:223:ARG:O	2.38	0.41
1:B:143:LEU:HD13	1:B:266:ILE:HD12	2.01	0.41
1:D:269:SER:O	1:D:273:LEU:HG	2.21	0.41
1:B:197:THR:O	1:B:200:ASP:HB2	2.21	0.41
1:B:130:ALA:O	1:B:134:LEU:HG	2.20	0.41
1:A:335:HIS:H	1:A:345:MET:CE	2.32	0.41
1:A:421:LEU:CD1	1:A:432:SER:HB2	2.51	0.41
1:C:335:HIS:HB3	1:C:345:MET:HE2	2.03	0.41
1:B:33:ILE:HD13	1:B:43:LYS:HB3	2.01	0.41
1:C:153:VAL:HG23	1:C:154:SER:O	2.21	0.41
1:B:128:GLN:HE22	1:B:293:SER:HB2	1.86	0.41
1:C:319:LEU:O	1:C:323:GLY:N	2.44	0.41
1:A:345:MET:SD	1:A:421:LEU:HD23	2.61	0.41
1:B:93:GLY:N	1:B:94:PRO:HD2	2.36	0.41
1:A:84:GLU:HA	1:A:89:GLN:N	2.36	0.41
1:A:253:THR:OG1	1:A:254:ASP:N	2.53	0.40
1:D:360:LEU:HD22	1:D:365:ALA:HB3	2.02	0.40
1:B:243:ASN:CG	1:B:245:ILE:H	2.22	0.40
1:B:340:ILE:O	1:B:343:LEU:HB2	2.21	0.40
1:A:89:GLN:OE1	1:B:168:TYR:HB2	2.21	0.40
1:B:257:GLN:O	1:B:385:HIS:HB3	2.21	0.40
1:D:200:ASP:OD1	1:D:358:GLY:HA2	2.21	0.40
1:A:372:ILE:HG23	1:A:372:ILE:O	2.21	0.40
1:B:279:SER:HA	1:B:280:PRO:HD3	1.92	0.40
1:D:234:SER:CB	1:D:237:ASN:HB3	2.51	0.40
1:A:130:ALA:O	1:A:134:LEU:HG	2.21	0.40
1:B:342:GLU:HA	1:B:345:MET:HB2	2.02	0.40
1:A:131:TRP:O	1:A:135:LEU:HG	2.22	0.40

Continued on next page...

Continued from previous page...

Atom-1	Atom-2	Interatomic distance (Å)	Clash overlap (Å)
1:B:210:ALA:HB1	1:B:214:ARG:HH21	1.86	0.40
1:B:124:GLY:O	1:B:127:VAL:HB	2.22	0.40
1:C:33:ILE:HD13	1:C:43:LYS:HB3	2.03	0.40
1:D:123:GLY:O	1:D:127:VAL:HG23	2.21	0.40
1:D:61:GLN:C	1:D:63:THR:N	2.74	0.40
1:B:229:PHE:HZ	1:B:236:LYS:HB2	1.87	0.40
1:C:128:GLN:HE22	1:C:293:SER:HB2	1.86	0.40
1:D:153:VAL:HG23	1:D:154:SER:O	2.21	0.40
1:A:195:HIS:HD2	1:A:354:TYR:CE2	2.40	0.40
1:D:93:GLY:N	1:D:94:PRO:HD2	2.36	0.40
1:D:181:CYS:O	1:D:185:ARG:HG3	2.22	0.40
1:A:120:CYS:HB2	1:A:424:GLY:HA2	2.04	0.40
1:B:124:GLY:H	1:B:422:ASN:ND2	2.18	0.40
1:C:124:GLY:H	1:C:422:ASN:ND2	2.19	0.40
1:C:237:ASN:HD21	1:C:253:THR:HG23	1.87	0.40
1:A:309:THR:HA	1:A:312:MET:HB2	2.02	0.40
1:B:297:ASN:OD1	1:B:299:TYR:HD1	2.04	0.40

There are no symmetry-related clashes.

5.3 Torsion angles

5.3.1 Protein backbone

In the following table, the Percentiles column shows the percent Ramachandran outliers of the chain as a percentile score with respect to all X-ray entries followed by that with respect to entries of similar resolution.

The Analysed column shows the number of residues for which the backbone conformation was analysed, and the total number of residues.

Mol	Chain	Analysed	Favoured	Allowed	Outliers	Percentiles	
1	A	412/454 (91%)	362 (88%)	45 (11%)	5 (1%)	16	17
1	B	410/454 (90%)	363 (88%)	44 (11%)	3 (1%)	26	32
1	C	413/454 (91%)	361 (87%)	48 (12%)	4 (1%)	19	21
1	D	410/454 (90%)	363 (88%)	44 (11%)	3 (1%)	26	32
All	All	1645/1816 (91%)	1449 (88%)	181 (11%)	15 (1%)	21	25

All (15) Ramachandran outliers are listed below:

Mol	Chain	Res	Type
1	A	27	LYS
1	A	43	LYS
1	B	27	LYS
1	C	27	LYS
1	C	105	SER
1	D	27	LYS
1	A	66	HIS
1	A	71	ALA
1	A	232	GLN
1	B	71	ALA
1	B	232	GLN
1	C	71	ALA
1	C	232	GLN
1	D	71	ALA
1	D	232	GLN

5.3.2 Protein sidechains [i](#)

In the following table, the Percentiles column shows the percent sidechain outliers of the chain as a percentile score with respect to all X-ray entries followed by that with respect to entries of similar resolution.

The Analysed column shows the number of residues for which the sidechain conformation was analysed, and the total number of residues.

Mol	Chain	Analysed	Rotameric	Outliers	Percentiles	
1	A	315/350 (90%)	293 (93%)	22 (7%)	19	25
1	B	316/350 (90%)	294 (93%)	22 (7%)	19	25
1	C	317/350 (91%)	296 (93%)	21 (7%)	21	28
1	D	315/350 (90%)	295 (94%)	20 (6%)	22	30
All	All	1263/1400 (90%)	1178 (93%)	85 (7%)	20	27

All (85) residues with a non-rotameric sidechain are listed below:

Mol	Chain	Res	Type
1	A	51	LEU
1	A	55	SER
1	A	62	ASN
1	A	65	LEU
1	A	87	SER
1	A	108	PHE
1	A	115	ARG

Continued on next page...

Continued from previous page...

Mol	Chain	Res	Type
1	A	129	SER
1	A	138	THR
1	A	154	SER
1	A	167	HIS
1	A	170	ARG
1	A	191	GLN
1	A	209	TYR
1	A	225	VAL
1	A	227	LEU
1	A	246	TYR
1	A	270	GLU
1	A	276	LEU
1	A	329	LEU
1	A	383	PHE
1	A	438	ILE
1	B	14	VAL
1	B	55	SER
1	B	62	ASN
1	B	87	SER
1	B	108	PHE
1	B	115	ARG
1	B	129	SER
1	B	138	THR
1	B	154	SER
1	B	167	HIS
1	B	170	ARG
1	B	191	GLN
1	B	209	TYR
1	B	225	VAL
1	B	227	LEU
1	B	246	TYR
1	B	260	ASP
1	B	270	GLU
1	B	276	LEU
1	B	329	LEU
1	B	383	PHE
1	B	438	ILE
1	C	51	LEU
1	C	55	SER
1	C	62	ASN
1	C	87	SER
1	C	108	PHE

Continued on next page...

Continued from previous page...

Mol	Chain	Res	Type
1	C	115	ARG
1	C	129	SER
1	C	135	LEU
1	C	138	THR
1	C	154	SER
1	C	167	HIS
1	C	170	ARG
1	C	191	GLN
1	C	209	TYR
1	C	225	VAL
1	C	227	LEU
1	C	246	TYR
1	C	270	GLU
1	C	329	LEU
1	C	383	PHE
1	C	438	ILE
1	D	62	ASN
1	D	87	SER
1	D	108	PHE
1	D	115	ARG
1	D	129	SER
1	D	138	THR
1	D	154	SER
1	D	167	HIS
1	D	170	ARG
1	D	191	GLN
1	D	209	TYR
1	D	225	VAL
1	D	227	LEU
1	D	246	TYR
1	D	270	GLU
1	D	291	LEU
1	D	329	LEU
1	D	343	LEU
1	D	383	PHE
1	D	438	ILE

Some sidechains can be flipped to improve hydrogen bonding and reduce clashes. All (4) such sidechains are listed below:

Mol	Chain	Res	Type
1	A	422	ASN
1	B	422	ASN

Continued on next page...

Continued from previous page...

Mol	Chain	Res	Type
1	C	422	ASN
1	D	422	ASN

5.3.3 RNA [i](#)

There are no RNA molecules in this entry.

5.4 Non-standard residues in protein, DNA, RNA chains [i](#)

There are no non-standard protein/DNA/RNA residues in this entry.

5.5 Carbohydrates [i](#)

There are no carbohydrates in this entry.

5.6 Ligand geometry [i](#)

There are no ligands in this entry.

5.7 Other polymers [i](#)

There are no such residues in this entry.

5.8 Polymer linkage issues [i](#)

There are no chain breaks in this entry.

6 Fit of model and data

6.1 Protein, DNA and RNA chains

In the following table, the column labelled ‘#RSRZ> 2’ contains the number (and percentage) of RSRZ outliers, followed by percent RSRZ outliers for the chain as percentile scores relative to all X-ray entries and entries of similar resolution. The OWAB column contains the minimum, median, 95th percentile and maximum values of the occupancy-weighted average B-factor per residue. The column labelled ‘Q< 0.9’ lists the number of (and percentage) of residues with an average occupancy less than 0.9.

Mol	Chain	Analysed	<RSRZ>	#RSRZ>2	OWAB(Å ²)	Q<0.9
1	A	418/454 (92%)	-0.06	10 (2%) 62 65	34, 65, 86, 105	0
1	B	416/454 (91%)	-0.13	5 (1%) 81 83	34, 65, 85, 104	0
1	C	419/454 (92%)	-0.13	5 (1%) 81 83	34, 65, 86, 108	0
1	D	416/454 (91%)	-0.16	5 (1%) 81 83	34, 65, 86, 105	0
All	All	1669/1816 (91%)	-0.12	25 (1%) 76 78	34, 65, 86, 108	0

All (25) RSRZ outliers are listed below:

Mol	Chain	Res	Type	RSRZ
1	C	233	ALA	10.7
1	A	233	ALA	5.0
1	B	203	TYR	5.0
1	A	361	ILE	4.6
1	A	231	THR	3.3
1	A	357	ALA	3.2
1	D	361	ILE	2.8
1	A	250	LEU	2.8
1	D	343	LEU	2.8
1	A	196	PHE	2.6
1	D	245	ILE	2.5
1	C	67	ASP	2.4
1	A	70	ALA	2.4
1	A	368	LEU	2.3
1	B	196	PHE	2.3
1	C	227	LEU	2.3
1	B	31	LEU	2.2
1	B	43	LYS	2.2
1	C	108	PHE	2.2
1	D	346	TYR	2.1
1	A	227	LEU	2.0

Continued on next page...

Continued from previous page...

Mol	Chain	Res	Type	RSRZ
1	D	222	ALA	2.0
1	B	204	VAL	2.0
1	C	361	ILE	2.0
1	A	105	SER	2.0

6.2 Non-standard residues in protein, DNA, RNA chains [i](#)

There are no non-standard protein/DNA/RNA residues in this entry.

6.3 Carbohydrates [i](#)

There are no carbohydrates in this entry.

6.4 Ligands [i](#)

There are no ligands in this entry.

6.5 Other polymers [i](#)

There are no such residues in this entry.