



Full wwPDB X-ray Structure Validation Report ⓘ

Feb 1, 2016 – 03:08 PM GMT

PDB ID : 4BLA
Title : Crystal structure of full-length human Suppressor of fused (SUFU) mutant lacking a regulatory subdomain (crystal form II)
Authors : Cherry, A.L.; Finta, C.; Karlstrom, M.; Toftgard, R.; Jovine, L.
Deposited on : 2013-05-02
Resolution : 3.50 Å(reported)

This is a Full wwPDB X-ray Structure Validation Report for a publicly released PDB entry.
We welcome your comments at validation@mail.wwpdb.org
A user guide is available at
<http://wwpdb.org/validation/2016/XrayValidationReportHelp>
with specific help available everywhere you see the ⓘ symbol.

The following versions of software and data (see [references ⓘ](#)) were used in the production of this report:

MolProbity : 4.02b-467
Mogul : 1.7 (RC4), CSD as536be (2015)
Xtriage (Phenix) : 1.9-1692
EDS : rb-20026688
Percentile statistics : 20151230.v01 (using entries in the PDB archive December 30th 2015)
Refmac : 5.8.0135
CCP4 : 6.5.0
Ideal geometry (proteins) : Engh & Huber (2001)
Ideal geometry (DNA, RNA) : Parkinson et al. (1996)
Validation Pipeline (wwPDB-VP) : trunk26865

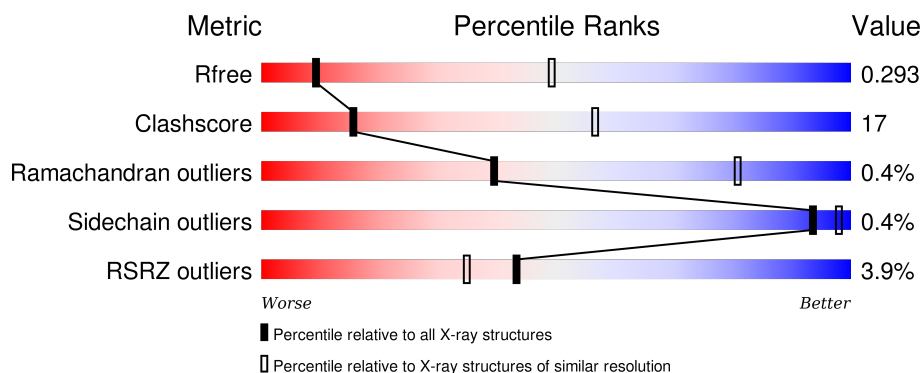
1 Overall quality at a glance

The following experimental techniques were used to determine the structure:

X-RAY DIFFRACTION

The reported resolution of this entry is 3.50 Å.

Percentile scores (ranging between 0-100) for global validation metrics of the entry are shown in the following graphic. The table shows the number of entries on which the scores are based.



Metric	Whole archive (#Entries)	Similar resolution (#Entries, resolution range(Å))
R_{free}	91344	1051 (3.60-3.40)
Clashscore	102246	1157 (3.60-3.40)
Ramachandran outliers	100387	1120 (3.60-3.40)
Sidechain outliers	100360	1121 (3.60-3.40)
RSRZ outliers	91569	1058 (3.60-3.40)

The table below summarises the geometric issues observed across the polymeric chains and their fit to the electron density. The red, orange, yellow and green segments on the lower bar indicate the fraction of residues that contain outliers for ≥ 3 , 2, 1 and 0 types of geometric quality criteria. A grey segment represents the fraction of residues that are not modelled. The numeric value for each fraction is indicated below the corresponding segment, with a dot representing fractions $\leq 5\%$. The upper red bar (where present) indicates the fraction of residues that have poor fit to the electron density. The numeric value is given above the bar.

Mol	Chain	Length	Quality of chain
1	A	756	<div> <div></div> <div>74%22%..</div> </div>
1	B	756	<div> <div>4%</div> <div>79%17%..</div> </div>
1	C	756	<div> <div>4%</div> <div>78%17%.</div> </div>
1	D	756	<div> <div>6%</div> <div>69%27%..</div> </div>

2 Entry composition [i](#)

There is only 1 type of molecule in this entry. The entry contains 22889 atoms, of which 0 are hydrogens and 0 are deuteriums.

In the tables below, the ZeroOcc column contains the number of atoms modelled with zero occupancy, the AltConf column contains the number of residues with at least one atom in alternate conformation and the Trace column contains the number of residues modelled with at most 2 atoms.

- Molecule 1 is a protein called MALTOSE-BINDING PERIPLASMIC PROTEIN, SUPPRESSOR OF FUSED HOMOLOG.

Mol	Chain	Residues	Atoms					ZeroOcc	AltConf	Trace
1	A	730	Total	C	N	O	S	0	0	0
			5718	3668	949	1083	18			
1	B	733	Total	C	N	O	S	0	0	0
			5734	3673	954	1089	18			
1	C	724	Total	C	N	O	S	0	0	0
			5665	3632	942	1073	18			
1	D	738	Total	C	N	O	S	0	0	0
			5772	3696	960	1098	18			

There are 96 discrepancies between the modelled and reference sequences:

Chain	Residue	Modelled	Actual	Comment	Reference
A	1	MET	-	EXPRESSION TAG	UNP P0AEX9
A	3	THR	ILE	ENGINEERED MUTATION	UNP P0AEX9
A	360	ALA	GLU	ENGINEERED MUTATION	UNP P0AEX9
A	363	ALA	LYS	ENGINEERED MUTATION	UNP P0AEX9
A	364	ALA	ASP	ENGINEERED MUTATION	UNP P0AEX9
A	368	ASN	ARG	ENGINEERED MUTATION	UNP P0AEX9
A	369	ALA	-	LINKER	UNP P0AEX9
A	370	ALA	-	LINKER	UNP P0AEX9
A	371	ALA	-	LINKER	UNP P0AEX9
A	619	PRO	-	LINKER	UNP Q9UMX1
A	620	SER	-	LINKER	UNP Q9UMX1
A	621	ARG	-	LINKER	UNP Q9UMX1
A	622	GLY	-	LINKER	UNP Q9UMX1
A	623	GLU	-	LINKER	UNP Q9UMX1
A	624	ASP	-	LINKER	UNP Q9UMX1
A	625	PRO	-	LINKER	UNP Q9UMX1
A	749	VAL	-	EXPRESSION TAG	UNP Q9UMX1
A	750	GLU	-	EXPRESSION TAG	UNP Q9UMX1
A	751	HIS	-	EXPRESSION TAG	UNP Q9UMX1
A	752	HIS	-	EXPRESSION TAG	UNP Q9UMX1

Continued on next page...

Continued from previous page...

Chain	Residue	Modelled	Actual	Comment	Reference
A	753	HIS	-	EXPRESSION TAG	UNP Q9UMX1
A	754	HIS	-	EXPRESSION TAG	UNP Q9UMX1
A	755	HIS	-	EXPRESSION TAG	UNP Q9UMX1
A	756	HIS	-	EXPRESSION TAG	UNP Q9UMX1
B	1	MET	-	EXPRESSION TAG	UNP P0AEX9
B	3	THR	ILE	ENGINEERED MUTATION	UNP P0AEX9
B	360	ALA	GLU	ENGINEERED MUTATION	UNP P0AEX9
B	363	ALA	LYS	ENGINEERED MUTATION	UNP P0AEX9
B	364	ALA	ASP	ENGINEERED MUTATION	UNP P0AEX9
B	368	ASN	ARG	ENGINEERED MUTATION	UNP P0AEX9
B	369	ALA	-	LINKER	UNP P0AEX9
B	370	ALA	-	LINKER	UNP P0AEX9
B	371	ALA	-	LINKER	UNP P0AEX9
B	619	PRO	-	LINKER	UNP Q9UMX1
B	620	SER	-	LINKER	UNP Q9UMX1
B	621	ARG	-	LINKER	UNP Q9UMX1
B	622	GLY	-	LINKER	UNP Q9UMX1
B	623	GLU	-	LINKER	UNP Q9UMX1
B	624	ASP	-	LINKER	UNP Q9UMX1
B	625	PRO	-	LINKER	UNP Q9UMX1
B	749	VAL	-	EXPRESSION TAG	UNP Q9UMX1
B	750	GLU	-	EXPRESSION TAG	UNP Q9UMX1
B	751	HIS	-	EXPRESSION TAG	UNP Q9UMX1
B	752	HIS	-	EXPRESSION TAG	UNP Q9UMX1
B	753	HIS	-	EXPRESSION TAG	UNP Q9UMX1
B	754	HIS	-	EXPRESSION TAG	UNP Q9UMX1
B	755	HIS	-	EXPRESSION TAG	UNP Q9UMX1
B	756	HIS	-	EXPRESSION TAG	UNP Q9UMX1
C	1	MET	-	EXPRESSION TAG	UNP P0AEX9
C	3	THR	ILE	ENGINEERED MUTATION	UNP P0AEX9
C	360	ALA	GLU	ENGINEERED MUTATION	UNP P0AEX9
C	363	ALA	LYS	ENGINEERED MUTATION	UNP P0AEX9
C	364	ALA	ASP	ENGINEERED MUTATION	UNP P0AEX9
C	368	ASN	ARG	ENGINEERED MUTATION	UNP P0AEX9
C	369	ALA	-	LINKER	UNP P0AEX9
C	370	ALA	-	LINKER	UNP P0AEX9
C	371	ALA	-	LINKER	UNP P0AEX9
C	619	PRO	-	LINKER	UNP Q9UMX1
C	620	SER	-	LINKER	UNP Q9UMX1
C	621	ARG	-	LINKER	UNP Q9UMX1
C	622	GLY	-	LINKER	UNP Q9UMX1
C	623	GLU	-	LINKER	UNP Q9UMX1

Continued on next page...

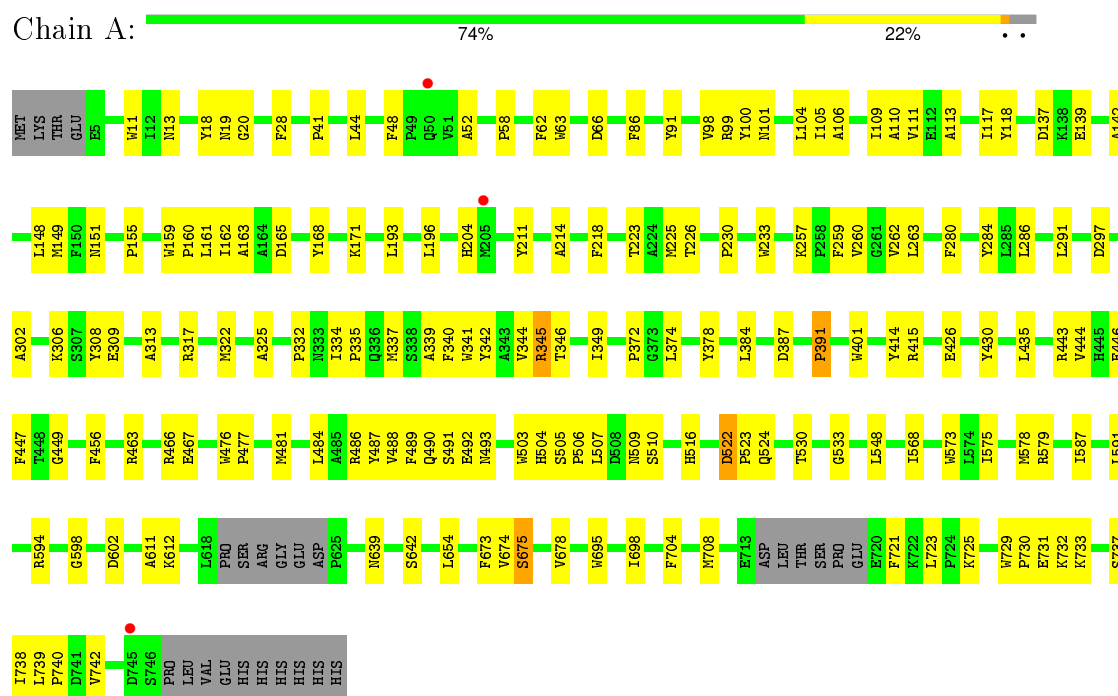
Continued from previous page...

Chain	Residue	Modelled	Actual	Comment	Reference
C	624	ASP	-	LINKER	UNP Q9UMX1
C	625	PRO	-	LINKER	UNP Q9UMX1
C	749	VAL	-	EXPRESSION TAG	UNP Q9UMX1
C	750	GLU	-	EXPRESSION TAG	UNP Q9UMX1
C	751	HIS	-	EXPRESSION TAG	UNP Q9UMX1
C	752	HIS	-	EXPRESSION TAG	UNP Q9UMX1
C	753	HIS	-	EXPRESSION TAG	UNP Q9UMX1
C	754	HIS	-	EXPRESSION TAG	UNP Q9UMX1
C	755	HIS	-	EXPRESSION TAG	UNP Q9UMX1
C	756	HIS	-	EXPRESSION TAG	UNP Q9UMX1
D	1	MET	-	EXPRESSION TAG	UNP P0AEX9
D	3	THR	ILE	ENGINEERED MUTATION	UNP P0AEX9
D	360	ALA	GLU	ENGINEERED MUTATION	UNP P0AEX9
D	363	ALA	LYS	ENGINEERED MUTATION	UNP P0AEX9
D	364	ALA	ASP	ENGINEERED MUTATION	UNP P0AEX9
D	368	ASN	ARG	ENGINEERED MUTATION	UNP P0AEX9
D	369	ALA	-	LINKER	UNP P0AEX9
D	370	ALA	-	LINKER	UNP P0AEX9
D	371	ALA	-	LINKER	UNP P0AEX9
D	619	PRO	-	LINKER	UNP Q9UMX1
D	620	SER	-	LINKER	UNP Q9UMX1
D	621	ARG	-	LINKER	UNP Q9UMX1
D	622	GLY	-	LINKER	UNP Q9UMX1
D	623	GLU	-	LINKER	UNP Q9UMX1
D	624	ASP	-	LINKER	UNP Q9UMX1
D	625	PRO	-	LINKER	UNP Q9UMX1
D	749	VAL	-	EXPRESSION TAG	UNP Q9UMX1
D	750	GLU	-	EXPRESSION TAG	UNP Q9UMX1
D	751	HIS	-	EXPRESSION TAG	UNP Q9UMX1
D	752	HIS	-	EXPRESSION TAG	UNP Q9UMX1
D	753	HIS	-	EXPRESSION TAG	UNP Q9UMX1
D	754	HIS	-	EXPRESSION TAG	UNP Q9UMX1
D	755	HIS	-	EXPRESSION TAG	UNP Q9UMX1
D	756	HIS	-	EXPRESSION TAG	UNP Q9UMX1

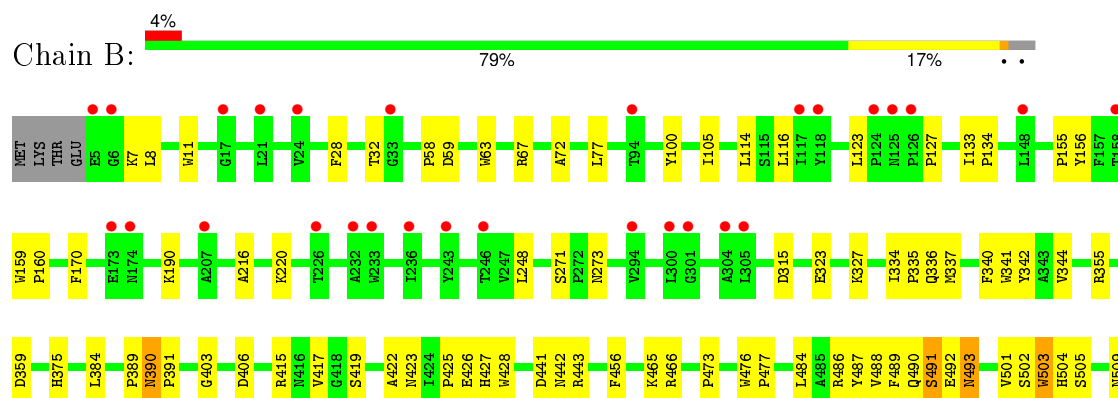
3 Residue-property plots

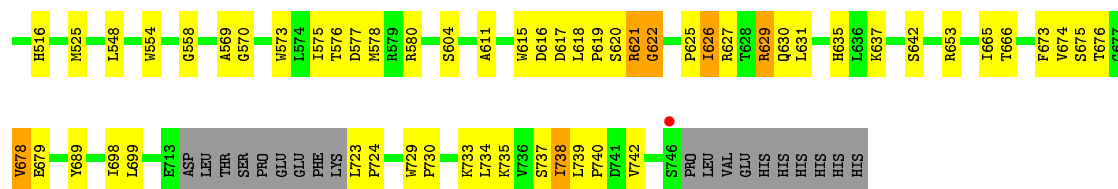
These plots are drawn for all protein, RNA and DNA chains in the entry. The first graphic for a chain summarises the proportions of errors displayed in the second graphic. The second graphic shows the sequence view annotated by issues in geometry and electron density. Residues are color-coded according to the number of geometric quality criteria for which they contain at least one outlier: green = 0, yellow = 1, orange = 2 and red = 3 or more. A red dot above a residue indicates a poor fit to the electron density ($RSRZ > 2$). Stretches of 2 or more consecutive residues without any outlier are shown as a green connector. Residues present in the sample, but not in the model, are shown in grey.

- Molecule 1: MALTOSE-BINDING PERIPLASMIC PROTEIN, SUPPRESSOR OF FUSED HOMOLOG

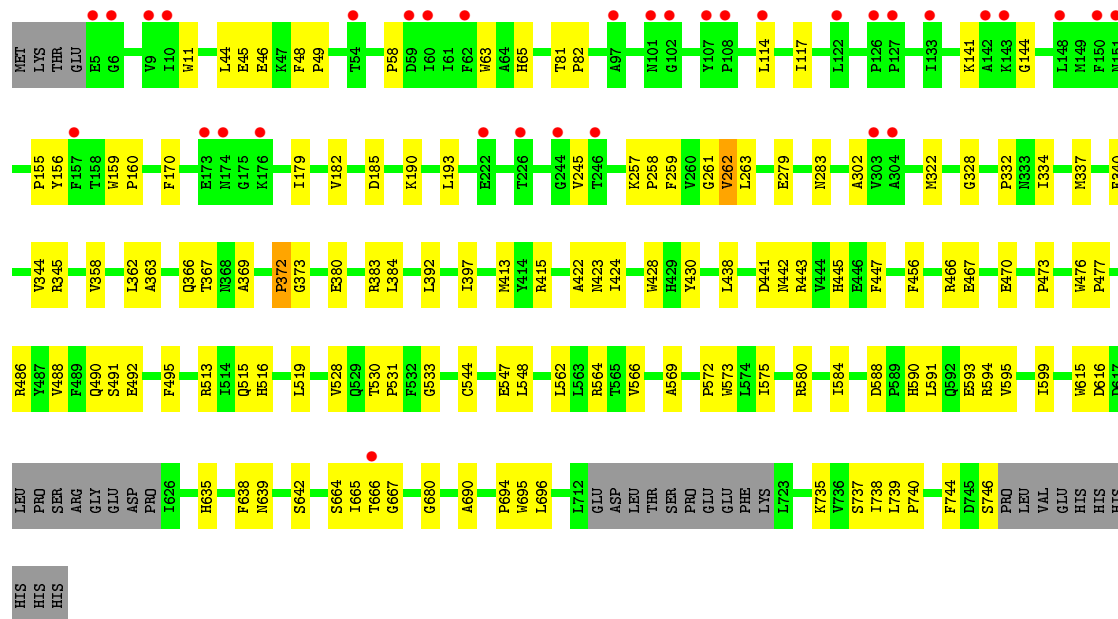
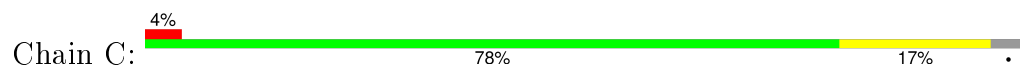


- Molecule 1: MALTOSE-BINDING PERIPLASMIC PROTEIN, SUPPRESSOR OF FUSED HOMOLOG

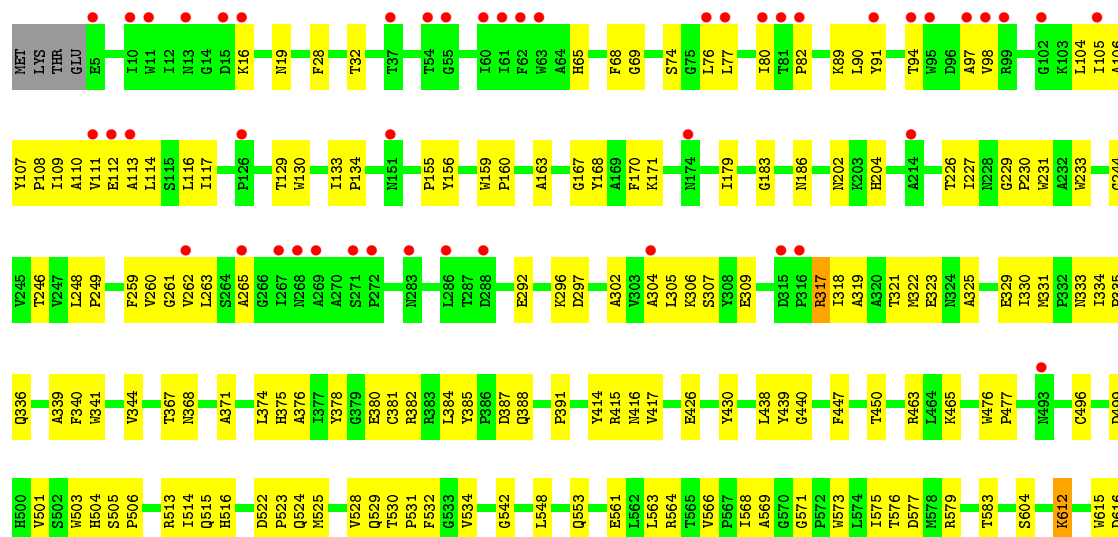


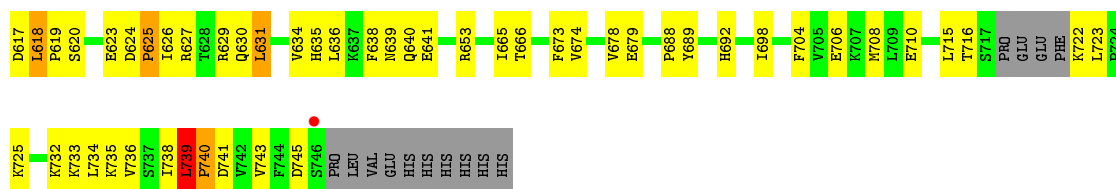


• Molecule 1: MALTOSE-BINDING PERIPLASMIC PROTEIN, SUPPRESSOR OF FUSED HOMOLOG



• Molecule 1: MALTOSE-BINDING PERIPLASMIC PROTEIN, SUPPRESSOR OF FUSED HOMOLOG





4 Data and refinement statistics

Property	Value	Source
Space group	P 2 ₁ 2 ₁ 2	Depositor
Cell constants a, b, c, α , β , γ	117.92Å 372.57Å 86.25Å 90.00° 90.00° 90.00°	Depositor
Resolution (Å)	39.58 – 3.50 39.58 – 3.50	Depositor EDS
% Data completeness (in resolution range)	99.5 (39.58-3.50) 99.5 (39.58-3.50)	Depositor EDS
R_{merge}	0.24	Depositor
R_{sym}	(Not available)	Depositor
$\langle I/\sigma(I) \rangle$ ¹	2.19 (at 3.48Å)	Xtriage
Refinement program	PHENIX (PHENIX.REFINE)	Depositor
R, R_{free}	0.259 , 0.293 0.258 , 0.293	Depositor DCC
R_{free} test set	2460 reflections (5.05%)	DCC
Wilson B-factor (Å ²)	110.8	Xtriage
Anisotropy	0.215	Xtriage
Bulk solvent k_{sol} (e/Å ³), B_{sol} (Å ²)	0.23 , 76.0	EDS
Estimated twinning fraction	No twinning to report.	Xtriage
L-test for twinning ²	$\langle L \rangle = 0.48$, $\langle L^2 \rangle = 0.31$	Xtriage
Outliers	1 of 48748 reflections (0.002%)	Xtriage
F_o, F_c correlation	0.92	EDS
Total number of atoms	22889	wwPDB-VP
Average B, all atoms (Å ²)	177.0	wwPDB-VP

Xtriage's analysis on translational NCS is as follows: *The largest off-origin peak in the Patterson function is 2.58% of the height of the origin peak. No significant pseudotranslation is detected.*

¹Intensities estimated from amplitudes.

²Theoretical values of $\langle |L| \rangle$, $\langle L^2 \rangle$ for acentric reflections are 0.5, 0.375 respectively for untwinned datasets, and 0.333, 0.2 for perfectly twinned datasets.

5 Model quality [i](#)

5.1 Standard geometry [i](#)

The Z score for a bond length (or angle) is the number of standard deviations the observed value is removed from the expected value. A bond length (or angle) with $|Z| > 5$ is considered an outlier worth inspection. RMSZ is the root-mean-square of all Z scores of the bond lengths (or angles).

Mol	Chain	Bond lengths		Bond angles	
		RMSZ	# Z >5	RMSZ	# Z >5
1	A	0.48	1/5871 (0.0%)	0.64	1/7984 (0.0%)
1	B	0.48	1/5888 (0.0%)	0.61	0/8011
1	C	0.46	0/5816	0.63	1/7911 (0.0%)
1	D	0.49	1/5926 (0.0%)	0.63	1/8062 (0.0%)
All	All	0.48	3/23501 (0.0%)	0.63	3/31968 (0.0%)

All (3) bond length outliers are listed below:

Mol	Chain	Res	Type	Atoms	Z	Observed(Å)	Ideal(Å)
1	B	678	VAL	CB-CG2	-5.64	1.41	1.52
1	A	675	SER	CB-OG	-5.56	1.35	1.42
1	D	740	PRO	N-CD	5.16	1.55	1.47

All (3) bond angle outliers are listed below:

Mol	Chain	Res	Type	Atoms	Z	Observed(°)	Ideal(°)
1	D	739	LEU	C-N-CD	5.96	140.92	128.40
1	C	415	ARG	NE-CZ-NH1	-5.60	117.50	120.30
1	A	522	ASP	CB-CG-OD2	5.02	122.82	118.30

There are no chirality outliers.

There are no planarity outliers.

5.2 Too-close contacts [i](#)

In the following table, the Non-H and H(model) columns list the number of non-hydrogen atoms and hydrogen atoms in the chain respectively. The H(added) column lists the number of hydrogen atoms added and optimized by MolProbity. The Clashes column lists the number of clashes within the asymmetric unit, whereas Symm-Clashes lists symmetry related clashes.

Mol	Chain	Non-H	H(model)	H(added)	Clashes	Symm-Clashes
1	A	5718	0	5580	194	0
1	B	5734	0	5590	167	0
1	C	5665	0	5527	131	0
1	D	5772	0	5630	318	0
All	All	22889	0	22327	776	0

The all-atom clashscore is defined as the number of clashes found per 1000 atoms (including hydrogen atoms). The all-atom clashscore for this structure is 17.

All (776) close contacts within the same asymmetric unit are listed below, sorted by their clash magnitude.

Atom-1	Atom-2	Interatomic distance (Å)	Clash overlap (Å)
1:D:168:TYR:CE2	1:D:171:LYS:HB2	1.54	1.40
1:A:507:LEU:HB2	1:A:578:MET:CE	1.56	1.33
1:D:112:GLU:CG	1:D:262:VAL:HB	1.59	1.30
1:D:111:VAL:HB	1:D:322:MET:SD	1.79	1.22
1:A:723:LEU:HD13	1:A:738:ILE:HD11	1.24	1.12
1:A:507:LEU:HB2	1:A:578:MET:HE2	1.15	1.10
1:D:722:LYS:O	1:D:725:LYS:HG3	1.49	1.09
1:D:80:ILE:HD12	1:D:107:TYR:CE1	1.88	1.08
1:B:674:VAL:HG13	1:B:678:VAL:HG21	1.28	1.08
1:D:168:TYR:HE2	1:D:171:LYS:CB	1.66	1.07
1:D:112:GLU:HG3	1:D:262:VAL:CB	1.86	1.05
1:D:112:GLU:HG3	1:D:262:VAL:HB	1.35	1.01
1:A:507:LEU:HB2	1:A:578:MET:HE1	1.43	1.00
1:B:355:ARG:NH1	1:B:389:PRO:HG3	1.74	1.00
1:D:111:VAL:CB	1:D:322:MET:SD	2.49	1.00
1:D:113:ALA:HA	1:D:260:VAL:HG11	1.46	0.98
1:D:112:GLU:CG	1:D:262:VAL:CB	2.43	0.96
1:D:579:ARG:CZ	1:D:579:ARG:HA	1.94	0.96
1:B:733:LYS:HE2	1:B:735:LYS:HE3	1.45	0.96
1:B:456:PHE:HE2	1:B:489:PHE:CE1	1.83	0.96
1:A:738:ILE:N	1:A:738:ILE:HD12	1.78	0.96
1:C:193:LEU:HD23	1:C:362:LEU:HD21	1.48	0.94
1:D:112:GLU:HG2	1:D:262:VAL:HB	1.46	0.94
1:D:612:LYS:NZ	1:D:739:LEU:HD13	1.81	0.94
1:D:111:VAL:HG21	1:D:322:MET:HA	1.48	0.94
1:D:715:LEU:O	1:D:716:THR:OG1	1.86	0.94
1:C:182:VAL:HB	1:C:366:GLN:NE2	1.82	0.93
1:D:440:GLY:HA3	1:D:532:PHE:CE1	2.04	0.93
1:D:80:ILE:HB	1:D:107:TYR:OH	1.69	0.92
1:B:72:ALA:CB	1:B:105:ILE:HD13	1.99	0.92

Continued on next page...

Continued from previous page...

Atom-1	Atom-2	Interatomic distance (Å)	Clash overlap (Å)
1:B:674:VAL:HG13	1:B:678:VAL:CG2	1.98	0.92
1:A:507:LEU:CB	1:A:578:MET:HE2	2.01	0.90
1:B:72:ALA:HB2	1:B:105:ILE:HD13	1.53	0.90
1:D:159:TRP:CE2	1:D:259:PHE:CE2	2.60	0.90
1:C:182:VAL:HB	1:C:366:GLN:HE21	1.35	0.90
1:A:374:LEU:HD21	1:A:378:TYR:CZ	2.07	0.90
1:D:168:TYR:CE2	1:D:171:LYS:CB	2.47	0.89
1:D:168:TYR:HE2	1:D:171:LYS:HB2	0.80	0.89
1:B:390:ASN:ND2	1:B:390:ASN:O	2.05	0.88
1:A:723:LEU:CD1	1:A:738:ILE:HD11	2.02	0.88
1:D:259:PHE:CD1	1:D:329:GLU:HB2	2.08	0.88
1:C:358:VAL:O	1:C:362:LEU:HG	1.74	0.88
1:B:620:SER:O	1:B:621:ARG:HG2	1.73	0.87
1:A:446:GLU:OE1	1:A:446:GLU:N	2.06	0.87
1:D:80:ILE:HB	1:D:107:TYR:CZ	2.09	0.86
1:D:113:ALA:HA	1:D:260:VAL:CG1	2.05	0.86
1:D:629:ARG:NH1	1:D:631:LEU:HD23	1.89	0.86
1:D:524:GLN:NE2	1:D:573:TRP:CZ2	2.44	0.86
1:A:729:TRP:HB3	1:A:730:PRO:HD2	1.56	0.85
1:D:114:LEU:HG	1:D:230:PRO:HD3	1.59	0.85
1:B:617:ASP:HB3	1:B:619:PRO:HD2	1.59	0.84
1:A:374:LEU:HD21	1:A:378:TYR:CE2	2.11	0.84
1:D:82:PRO:HG3	1:D:107:TYR:HE1	1.41	0.84
1:B:155:PRO:HG2	1:B:341:TRP:CE3	2.13	0.84
1:A:674:VAL:HG13	1:A:678:VAL:HG21	1.59	0.84
1:D:740:PRO:HD2	1:D:741:ASP:OD1	1.75	0.84
1:B:503:TRP:CE2	1:D:738:ILE:HG21	2.12	0.83
1:D:617:ASP:O	1:D:618:LEU:HG	1.79	0.83
1:C:441:ASP:OD2	1:C:443:ARG:NE	2.12	0.83
1:D:465:LYS:HG3	1:D:575:ILE:HG22	1.60	0.82
1:D:167:GLY:HA2	1:D:186:ASN:HD21	1.41	0.82
1:D:159:TRP:CE2	1:D:259:PHE:CZ	2.68	0.82
1:D:465:LYS:HG3	1:D:575:ILE:CG2	2.09	0.82
1:B:441:ASP:OD2	1:B:443:ARG:NH2	2.12	0.82
1:D:80:ILE:CD1	1:D:107:TYR:CE1	2.63	0.82
1:D:465:LYS:HD2	1:D:577:ASP:HB2	1.60	0.82
1:D:722:LYS:O	1:D:725:LYS:CG	2.27	0.81
1:B:733:LYS:HE2	1:B:735:LYS:CE	2.10	0.81
1:B:504:HIS:ND1	1:B:504:HIS:O	2.13	0.81
1:D:624:ASP:OD2	1:D:627:ARG:NH2	2.13	0.81
1:D:159:TRP:CZ2	1:D:259:PHE:CZ	2.68	0.81

Continued on next page...

Continued from previous page...

Atom-1	Atom-2	Interatomic distance (Å)	Clash overlap (Å)
1:A:507:LEU:CB	1:A:578:MET:CE	2.52	0.80
1:C:190:LYS:HG2	1:C:362:LEU:HD12	1.62	0.79
1:D:111:VAL:CG1	1:D:322:MET:SD	2.71	0.79
1:D:259:PHE:CE1	1:D:329:GLU:HB2	2.18	0.79
1:C:738:ILE:HG23	1:C:739:LEU:N	1.98	0.79
1:D:612:LYS:HZ2	1:D:739:LEU:HD13	1.48	0.78
1:A:467:GLU:HG3	1:A:579:ARG:NH2	1.99	0.78
1:D:564:ARG:HG3	1:D:564:ARG:HH11	1.48	0.78
1:D:110:ALA:HB1	1:D:302:ALA:CB	2.14	0.77
1:D:415:ARG:NH1	1:D:426:GLU:OE2	2.17	0.77
1:B:456:PHE:CE2	1:B:489:PHE:CE1	2.73	0.77
1:A:505:SER:OG	1:A:506:PRO:HD2	1.84	0.77
1:A:522:ASP:OD1	1:A:523:PRO:HD2	1.85	0.76
1:C:665:ILE:HG13	1:C:666:THR:N	2.00	0.76
1:A:506:PRO:HG2	1:A:509:ASN:HA	1.66	0.76
1:A:487:TYR:O	1:A:491:SER:HB3	1.85	0.76
1:B:674:VAL:CG1	1:B:678:VAL:HG21	2.12	0.76
1:D:170:PHE:HE1	1:D:179:ILE:HA	1.51	0.75
1:D:566:VAL:HB	1:D:569:ALA:CB	2.15	0.75
1:D:112:GLU:HG3	1:D:262:VAL:CA	2.14	0.75
1:B:738:ILE:HG21	1:D:503:TRP:C	2.07	0.75
1:D:116:LEU:HD23	1:D:248:LEU:HD23	1.69	0.75
1:A:654:LEU:HA	1:A:675:SER:OG	1.86	0.75
1:D:159:TRP:NE1	1:D:259:PHE:CZ	2.55	0.75
1:D:110:ALA:HB1	1:D:302:ALA:HB3	1.67	0.75
1:D:566:VAL:HB	1:D:569:ALA:HB3	1.69	0.74
1:A:260:VAL:HG21	1:A:325:ALA:HA	1.69	0.74
1:B:615:TRP:O	1:B:621:ARG:NH1	2.21	0.74
1:D:739:LEU:N	1:D:739:LEU:HD23	2.03	0.74
1:B:626:ILE:HG12	1:B:627:ARG:H	1.53	0.74
1:D:639:ASN:OD1	1:D:640:GLN:N	2.19	0.74
1:A:159:TRP:CD1	1:A:259:PHE:CZ	2.75	0.74
1:C:363:ALA:O	1:C:367:THR:HG23	1.88	0.73
1:D:530:THR:HG23	1:D:531:PRO:HD2	1.71	0.73
1:D:116:LEU:HD11	1:D:246:THR:HG23	1.69	0.73
1:B:28:PHE:CE2	1:B:32:THR:HG21	2.23	0.73
1:C:738:ILE:HG23	1:C:739:LEU:H	1.52	0.73
1:D:738:ILE:O	1:D:740:PRO:HD3	1.88	0.72
1:D:69:GLY:HA3	1:D:333:ASN:HB3	1.71	0.72
1:C:615:TRP:CE3	1:C:696:LEU:HD22	2.25	0.71
1:D:440:GLY:HA3	1:D:532:PHE:CZ	2.25	0.71

Continued on next page...

Continued from previous page...

Atom-1	Atom-2	Interatomic distance (Å)	Clash overlap (Å)
1:C:190:LYS:HG2	1:C:362:LEU:CD1	2.19	0.71
1:C:665:ILE:HG13	1:C:666:THR:HG23	1.74	0.70
1:D:715:LEU:C	1:D:716:THR:HG1	1.92	0.70
1:A:730:PRO:HG2	1:A:731:GLU:OE1	1.92	0.70
1:D:617:ASP:OD1	1:D:620:SER:N	2.25	0.70
1:A:415:ARG:NH1	1:A:426:GLU:OE2	2.25	0.70
1:B:406:ASP:OD1	1:B:486:ARG:NH2	2.25	0.70
1:D:94:THR:HB	1:D:108:PRO:HB3	1.73	0.70
1:B:630:GLN:O	1:B:631:LEU:HD23	1.92	0.69
1:D:387:ASP:OD2	1:D:388:GLN:NE2	2.25	0.69
1:D:722:LYS:N	1:D:725:LYS:HE2	2.07	0.69
1:A:456:PHE:CE2	1:A:488:VAL:HG12	2.26	0.69
1:A:739:LEU:N	1:A:740:PRO:CD	2.56	0.69
1:D:259:PHE:HD1	1:D:329:GLU:HB2	1.58	0.69
1:B:487:TYR:HE2	1:D:740:PRO:HB2	1.57	0.69
1:C:185:ASP:HB2	1:C:366:GLN:OE1	1.92	0.69
1:D:113:ALA:HB2	1:D:325:ALA:HA	1.74	0.69
1:D:111:VAL:HG11	1:D:322:MET:SD	2.33	0.68
1:B:723:LEU:HB2	1:B:724:PRO:HA	1.76	0.68
1:D:94:THR:HB	1:D:108:PRO:CB	2.23	0.68
1:B:618:LEU:HD21	1:C:665:ILE:CG2	2.23	0.68
1:A:492:GLU:HA	1:A:492:GLU:OE1	1.92	0.68
1:C:635:HIS:CE1	1:C:735:LYS:HD3	2.28	0.68
1:B:422:ALA:O	1:B:423:ASN:ND2	2.27	0.68
1:C:513:ARG:HD2	1:C:544:CYS:SG	2.34	0.68
1:C:392:LEU:HD21	1:C:473:PRO:HD2	1.75	0.68
1:B:492:GLU:OE2	1:D:745:ASP:OD1	2.13	0.67
1:A:487:TYR:CE1	1:A:491:SER:HB2	2.30	0.67
1:B:28:PHE:O	1:B:32:THR:HG22	1.93	0.67
1:B:734:LEU:HD12	1:B:734:LEU:C	2.14	0.67
1:C:443:ARG:NH2	1:D:679:GLU:OE1	2.28	0.67
1:A:137:ASP:OD2	1:A:204:HIS:ND1	2.26	0.67
1:D:116:LEU:HB3	1:D:227:ILE:HG12	1.77	0.67
1:D:440:GLY:HA3	1:D:532:PHE:CD1	2.29	0.67
1:A:708:MET:CE	1:A:732:LYS:NZ	2.58	0.67
1:D:524:GLN:NE2	1:D:573:TRP:CE2	2.63	0.67
1:C:495:PHE:CD2	1:C:519:LEU:HD11	2.30	0.67
1:A:477:PRO:O	1:A:481:MET:HG3	1.95	0.66
1:B:72:ALA:HB1	1:B:105:ILE:HD13	1.74	0.66
1:D:113:ALA:CA	1:D:260:VAL:HG11	2.23	0.66
1:B:390:ASN:HD22	1:B:390:ASN:C	1.95	0.66

Continued on next page...

Continued from previous page...

Atom-1	Atom-2	Interatomic distance (Å)	Clash overlap (Å)
1:D:465:LYS:CG	1:D:575:ILE:CG2	2.73	0.66
1:B:155:PRO:HG2	1:B:341:TRP:CZ3	2.30	0.66
1:A:486:ARG:O	1:A:490:GLN:HG3	1.95	0.66
1:B:616:ASP:OD2	1:B:637:LYS:NZ	2.25	0.66
1:A:507:LEU:CB	1:A:578:MET:HE1	2.23	0.66
1:B:504:HIS:NE2	1:D:641:GLU:OE2	2.29	0.66
1:A:708:MET:CE	1:A:732:LYS:HZ1	2.08	0.66
1:B:155:PRO:HG2	1:B:341:TRP:HE3	1.59	0.65
1:B:487:TYR:HE2	1:D:740:PRO:CB	2.09	0.65
1:C:182:VAL:C	1:C:366:GLN:HE22	1.99	0.65
1:A:374:LEU:CD2	1:A:378:TYR:CE2	2.79	0.65
1:D:636:LEU:HD12	1:D:734:LEU:HD12	1.78	0.65
1:A:524:GLN:NE2	1:A:573:TRP:CH2	2.65	0.65
1:A:491:SER:OG	1:A:493:ASN:HB2	1.96	0.65
1:D:738:ILE:HD12	1:D:738:ILE:C	2.16	0.65
1:A:487:TYR:CD1	1:A:491:SER:HB2	2.31	0.65
1:B:505:SER:HB2	1:D:723:LEU:HD12	1.78	0.65
1:A:62:PHE:CE2	1:A:109:ILE:HD12	2.31	0.65
1:C:566:VAL:HB	1:C:569:ALA:CB	2.26	0.65
1:D:82:PRO:HG3	1:D:107:TYR:CE1	2.30	0.65
1:A:345:ARG:HG2	1:A:345:ARG:NH1	2.12	0.65
1:D:465:LYS:HG2	1:D:575:ILE:HG21	1.79	0.64
1:D:522:ASP:OD1	1:D:523:PRO:HD2	1.97	0.64
1:D:112:GLU:CD	1:D:262:VAL:HB	2.17	0.64
1:B:28:PHE:CZ	1:B:32:THR:HG21	2.33	0.64
1:D:378:TYR:HB3	1:D:382:ARG:HH12	1.62	0.64
1:A:20:GLY:N	1:A:297:ASP:OD2	2.31	0.64
1:A:374:LEU:HD23	1:A:374:LEU:C	2.18	0.64
1:A:506:PRO:CG	1:A:509:ASN:HA	2.28	0.64
1:C:588:ASP:HB3	1:C:591:LEU:HD13	1.78	0.64
1:B:72:ALA:CB	1:B:105:ILE:CD1	2.76	0.64
1:D:387:ASP:OD2	1:D:388:GLN:CD	2.35	0.64
1:D:113:ALA:HB2	1:D:325:ALA:CA	2.27	0.63
1:D:159:TRP:NE1	1:D:259:PHE:CE1	2.65	0.63
1:A:111:VAL:HG23	1:A:262:VAL:HG22	1.79	0.63
1:B:105:ILE:O	1:B:105:ILE:HG22	1.99	0.63
1:A:100:TYR:CE1	1:A:101:ASN:HB2	2.34	0.63
1:D:387:ASP:OD2	1:D:388:GLN:OE1	2.17	0.63
1:A:704:PHE:CE2	1:A:708:MET:CE	2.82	0.63
1:A:729:TRP:HB3	1:A:730:PRO:CD	2.29	0.63
1:D:167:GLY:HA2	1:D:186:ASN:ND2	2.12	0.63

Continued on next page...

Continued from previous page...

Atom-1	Atom-2	Interatomic distance (Å)	Clash overlap (Å)
1:C:513:ARG:O	1:C:515:GLN:HG3	1.98	0.63
1:C:279:GLU:OE1	1:C:283:ASN:ND2	2.31	0.63
1:A:168:TYR:CE2	1:A:171:LYS:HE3	2.34	0.63
1:A:218:PHE:CZ	1:A:226:THR:HB	2.33	0.63
1:C:590:HIS:HA	1:C:593:GLU:HG3	1.80	0.63
1:C:185:ASP:O	1:C:190:LYS:NZ	2.32	0.62
1:D:116:LEU:HD11	1:D:246:THR:CG2	2.28	0.62
1:C:566:VAL:HB	1:C:569:ALA:HB3	1.81	0.62
1:A:723:LEU:HD13	1:A:738:ILE:CD1	2.14	0.62
1:A:345:ARG:HH11	1:A:345:ARG:CG	2.12	0.62
1:D:159:TRP:CZ2	1:D:259:PHE:CE2	2.87	0.62
1:A:99:ARG:HG3	1:A:104:LEU:HD23	1.82	0.62
1:C:193:LEU:CD2	1:C:362:LEU:HD21	2.27	0.62
1:A:467:GLU:HA	1:A:467:GLU:OE1	1.99	0.62
1:C:340:PHE:CZ	1:C:369:ALA:HB1	2.36	0.61
1:A:18:TYR:CE1	1:A:19:ASN:OD1	2.52	0.61
1:C:495:PHE:CD2	1:C:519:LEU:CD1	2.84	0.61
1:C:486:ARG:O	1:C:490:GLN:HG3	2.01	0.61
1:C:456:PHE:CE2	1:C:488:VAL:HG12	2.35	0.61
1:B:738:ILE:HG21	1:D:503:TRP:O	2.01	0.61
1:B:604:SER:O	1:B:653:ARG:NH1	2.34	0.61
1:D:723:LEU:CD2	1:D:736:VAL:HG12	2.30	0.61
1:A:345:ARG:HG2	1:A:345:ARG:HH11	1.64	0.61
1:D:91:TYR:CZ	1:D:306:LYS:HG2	2.36	0.61
1:B:355:ARG:NH1	1:B:389:PRO:CG	2.59	0.61
1:D:465:LYS:CG	1:D:575:ILE:HG21	2.29	0.60
1:A:522:ASP:CG	1:A:523:PRO:HD2	2.21	0.60
1:B:734:LEU:O	1:B:734:LEU:HD12	2.01	0.60
1:B:487:TYR:CE2	1:D:740:PRO:CB	2.84	0.60
1:A:737:SER:C	1:A:738:ILE:HD12	2.22	0.60
1:B:675:SER:O	1:B:678:VAL:HG22	2.01	0.60
1:A:110:ALA:O	1:A:263:LEU:N	2.34	0.60
1:C:114:LEU:HD11	1:C:156:TYR:CE2	2.36	0.60
1:D:577:ASP:OD1	1:D:579:ARG:N	2.32	0.60
1:A:374:LEU:HD23	1:A:374:LEU:O	2.02	0.60
1:B:355:ARG:CZ	1:B:389:PRO:HG3	2.32	0.60
1:B:389:PRO:HG2	1:B:390:ASN:H	1.66	0.60
1:D:629:ARG:HH11	1:D:631:LEU:HD23	1.65	0.60
1:C:595:VAL:O	1:C:599:ILE:HG13	2.01	0.60
1:A:86:PHE:HZ	1:A:286:LEU:CD1	2.15	0.60
1:C:182:VAL:CB	1:C:366:GLN:NE2	2.62	0.59

Continued on next page...

Continued from previous page...

Atom-1	Atom-2	Interatomic distance (Å)	Clash overlap (Å)
1:D:109:ILE:HA	1:D:304:ALA:HB2	1.84	0.59
1:B:739:LEU:N	1:B:740:PRO:CD	2.66	0.59
1:C:690:ALA:O	1:C:696:LEU:HD12	2.01	0.59
1:B:676:THR:HG22	1:B:699:LEU:HD21	1.84	0.59
1:A:738:ILE:CD1	1:A:738:ILE:N	2.57	0.59
1:D:579:ARG:HA	1:D:579:ARG:NE	2.17	0.59
1:D:447:PHE:CE1	1:D:532:PHE:CD1	2.91	0.59
1:A:654:LEU:CA	1:A:675:SER:OG	2.51	0.59
1:A:675:SER:O	1:A:678:VAL:HG22	2.02	0.59
1:D:89:LYS:HB3	1:D:305:LEU:CD1	2.32	0.59
1:B:7:LYS:O	1:B:273:ASN:ND2	2.35	0.59
1:D:723:LEU:HD22	1:D:736:VAL:HG12	1.85	0.58
1:B:72:ALA:HB1	1:B:105:ILE:CD1	2.33	0.58
1:D:391:PRO:HG2	1:D:414:TYR:CZ	2.38	0.58
1:D:168:TYR:CD1	1:D:183:GLY:HA3	2.38	0.58
1:A:612:LYS:HE2	1:A:742:VAL:HG22	1.84	0.58
1:A:334:ILE:CG2	1:A:335:PRO:HD2	2.34	0.58
1:D:114:LEU:HD23	1:D:229:GLY:CA	2.34	0.58
1:B:77:LEU:HD13	1:B:105:ILE:HG22	1.86	0.58
1:A:99:ARG:HE	1:A:104:LEU:HD21	1.68	0.58
1:D:112:GLU:HB2	1:D:260:VAL:HG23	1.86	0.58
1:B:487:TYR:CE2	1:D:740:PRO:HB2	2.38	0.58
1:D:233:TRP:CZ3	1:D:317:ARG:HB3	2.39	0.58
1:D:65:HIS:HE1	1:D:261:GLY:HA2	1.69	0.58
1:D:168:TYR:HD2	1:D:170:PHE:O	1.87	0.57
1:C:739:LEU:N	1:C:740:PRO:CD	2.67	0.57
1:B:492:GLU:O	1:B:492:GLU:CD	2.42	0.57
1:D:378:TYR:HB3	1:D:382:ARG:NH1	2.19	0.57
1:B:573:TRP:HB2	1:B:575:ILE:HD11	1.85	0.57
1:C:262:VAL:HG12	1:C:263:LEU:N	2.19	0.57
1:B:490:GLN:O	1:B:491:SER:HB2	2.04	0.57
1:B:739:LEU:HD22	1:D:501:VAL:HG13	1.86	0.57
1:A:739:LEU:N	1:A:740:PRO:HD3	2.20	0.57
1:B:618:LEU:HD21	1:C:665:ILE:HG21	1.85	0.57
1:D:113:ALA:C	1:D:114:LEU:HD12	2.24	0.57
1:C:358:VAL:CG1	1:C:362:LEU:HD11	2.35	0.57
1:B:575:ILE:N	1:B:575:ILE:HD12	2.20	0.56
1:C:738:ILE:CG2	1:C:739:LEU:H	2.18	0.56
1:D:625:PRO:O	1:D:626:ILE:HB	2.05	0.56
1:D:463:ARG:HH22	1:D:524:GLN:HB2	1.69	0.56
1:D:116:LEU:CD1	1:D:246:THR:CG2	2.83	0.56

Continued on next page...

Continued from previous page...

Atom-1	Atom-2	Interatomic distance (Å)	Clash overlap (Å)
1:D:380:GLU:HG2	1:D:525:MET:HE3	1.86	0.56
1:C:738:ILE:HG23	1:C:739:LEU:HG	1.87	0.56
1:B:618:LEU:HB3	1:B:619:PRO:HD3	1.88	0.56
1:D:259:PHE:CE1	1:D:329:GLU:CB	2.88	0.56
1:B:77:LEU:HD12	1:B:105:ILE:HG21	1.87	0.56
1:B:629:ARG:HD2	1:B:631:LEU:HD21	1.88	0.56
1:C:392:LEU:HD21	1:C:473:PRO:CG	2.36	0.56
1:D:159:TRP:NE1	1:D:259:PHE:CE2	2.73	0.56
1:D:80:ILE:CD1	1:D:107:TYR:CD1	2.89	0.56
1:B:77:LEU:CD1	1:B:105:ILE:CG2	2.84	0.56
1:C:513:ARG:CD	1:C:544:CYS:SG	2.94	0.56
1:D:110:ALA:HB1	1:D:302:ALA:HB1	1.86	0.56
1:D:114:LEU:CD2	1:D:231:TRP:CH2	2.89	0.56
1:A:426:GLU:CD	1:A:466:ARG:HD3	2.26	0.56
1:C:392:LEU:O	1:C:392:LEU:HD12	2.06	0.56
1:B:456:PHE:HE2	1:B:489:PHE:CD1	2.23	0.55
1:A:111:VAL:HG11	1:A:322:MET:SD	2.46	0.55
1:D:112:GLU:HB2	1:D:260:VAL:CG2	2.36	0.55
1:A:163:ALA:HB1	1:A:257:LYS:HD2	1.88	0.55
1:B:630:GLN:C	1:B:631:LEU:HD23	2.26	0.55
1:D:688:PRO:HB2	1:D:689:TYR:CE1	2.42	0.55
1:D:65:HIS:HE2	1:D:331:MET:HB2	1.72	0.55
1:B:476:TRP:CG	1:B:477:PRO:HD3	2.42	0.55
1:A:708:MET:HG2	1:A:729:TRP:CZ2	2.42	0.55
1:C:584:ILE:HD12	1:C:591:LEU:HD23	1.88	0.55
1:D:114:LEU:HD21	1:D:231:TRP:CH2	2.42	0.55
1:C:516:HIS:ND1	1:C:548:LEU:HD22	2.20	0.55
1:C:362:LEU:N	1:C:362:LEU:HD23	2.21	0.55
1:A:704:PHE:CE2	1:A:708:MET:HE1	2.42	0.55
1:D:530:THR:CG2	1:D:531:PRO:HD2	2.37	0.55
1:C:392:LEU:HD21	1:C:473:PRO:CD	2.37	0.55
1:A:443:ARG:HG3	1:A:444:VAL:HG23	1.88	0.55
1:D:68:PHE:HB3	1:D:105:ILE:HD13	1.88	0.55
1:A:704:PHE:HE2	1:A:708:MET:HE1	1.72	0.55
1:A:487:TYR:O	1:A:491:SER:N	2.36	0.55
1:D:612:LYS:HZ3	1:D:739:LEU:HD13	1.71	0.55
1:C:392:LEU:HD21	1:C:473:PRO:HG2	1.89	0.55
1:A:165:ASP:O	1:A:165:ASP:OD1	2.25	0.55
1:D:112:GLU:HG3	1:D:262:VAL:CG2	2.37	0.54
1:D:114:LEU:HD21	1:D:231:TRP:CZ3	2.42	0.54
1:D:627:ARG:HB3	1:D:627:ARG:NH1	2.22	0.54

Continued on next page...

Continued from previous page...

Atom-1	Atom-2	Interatomic distance (Å)	Clash overlap (Å)
1:A:486:ARG:NH1	1:D:623:GLU:CD	2.60	0.54
1:C:159:TRP:N	1:C:160:PRO:CD	2.70	0.54
1:D:722:LYS:N	1:D:725:LYS:CE	2.69	0.54
1:B:389:PRO:CG	1:B:390:ASN:H	2.20	0.54
1:D:116:LEU:CD1	1:D:246:THR:HG23	2.37	0.54
1:A:111:VAL:HG12	1:A:302:ALA:O	2.07	0.54
1:C:495:PHE:HD2	1:C:519:LEU:HD11	1.73	0.54
1:D:112:GLU:O	1:D:114:LEU:CD1	2.55	0.54
1:A:486:ARG:HH12	1:D:623:GLU:CD	2.11	0.54
1:D:114:LEU:HD23	1:D:229:GLY:HA3	1.90	0.54
1:D:612:LYS:NZ	1:D:739:LEU:CD1	2.64	0.54
1:D:68:PHE:HB3	1:D:105:ILE:CD1	2.38	0.54
1:D:440:GLY:CA	1:D:532:PHE:CE1	2.85	0.53
1:A:708:MET:HE1	1:A:732:LYS:HE2	1.90	0.53
1:D:564:ARG:NH1	1:D:564:ARG:HG3	2.19	0.53
1:C:495:PHE:HD2	1:C:519:LEU:CD1	2.22	0.53
1:B:456:PHE:CE2	1:B:489:PHE:CD1	2.96	0.53
1:D:334:ILE:CG1	1:D:335:PRO:HD2	2.38	0.53
1:C:170:PHE:CZ	1:C:340:PHE:CE1	2.97	0.53
1:D:116:LEU:HD21	1:D:249:PRO:HD3	1.89	0.53
1:C:441:ASP:O	1:C:442:ASN:HB2	2.08	0.53
1:C:694:PRO:HG2	1:C:695:TRP:CE3	2.43	0.53
1:C:564:ARG:NH1	1:C:572:PRO:O	2.42	0.53
1:A:334:ILE:HG23	1:A:335:PRO:HD2	1.91	0.53
1:C:491:SER:O	1:C:492:GLU:HB3	2.09	0.53
1:D:524:GLN:NE2	1:D:573:TRP:CH2	2.76	0.53
1:D:674:VAL:CG1	1:D:678:VAL:HG21	2.39	0.53
1:D:447:PHE:CD1	1:D:532:PHE:CD1	2.97	0.53
1:D:629:ARG:NH1	1:D:631:LEU:CD2	2.69	0.53
1:A:401:TRP:NE1	1:B:679:GLU:O	2.33	0.53
1:A:467:GLU:HG3	1:A:579:ARG:CZ	2.38	0.53
1:A:160:PRO:HA	1:A:257:LYS:O	2.09	0.53
1:A:113:ALA:HB2	1:A:260:VAL:HG22	1.91	0.53
1:D:566:VAL:HB	1:D:569:ALA:HB2	1.90	0.52
1:A:28:PHE:CE1	1:A:284:TYR:HB2	2.44	0.52
1:A:291:LEU:HB3	1:A:308:TYR:CE2	2.44	0.52
1:B:337:MET:CE	1:B:341:TRP:NE1	2.72	0.52
1:A:467:GLU:CD	1:A:579:ARG:CZ	2.77	0.52
1:C:422:ALA:O	1:C:423:ASN:HB2	2.09	0.52
1:C:372:PRO:HB2	1:C:531:PRO:HG2	1.91	0.52
1:D:65:HIS:NE2	1:D:331:MET:HB2	2.24	0.52

Continued on next page...

Continued from previous page...

Atom-1	Atom-2	Interatomic distance (Å)	Clash overlap (Å)
1:B:315:ASP:N	1:B:315:ASP:OD1	2.42	0.52
1:D:112:GLU:HG3	1:D:262:VAL:HA	1.89	0.52
1:C:738:ILE:CG2	1:C:739:LEU:N	2.68	0.52
1:C:615:TRP:CZ2	1:C:694:PRO:O	2.63	0.52
1:D:80:ILE:CB	1:D:107:TYR:CZ	2.88	0.52
1:B:505:SER:CB	1:D:723:LEU:HD12	2.39	0.52
1:B:77:LEU:HD12	1:B:105:ILE:CG2	2.40	0.52
1:B:573:TRP:HB2	1:B:575:ILE:CD1	2.39	0.52
1:D:516:HIS:ND1	1:D:548:LEU:HD22	2.24	0.52
1:D:159:TRP:CE2	1:D:163:ALA:HB2	2.45	0.52
1:D:615:TRP:CE3	1:D:616:ASP:HA	2.45	0.52
1:A:708:MET:HE2	1:A:732:LYS:NZ	2.25	0.52
1:D:334:ILE:HG12	1:D:335:PRO:HD2	1.92	0.52
1:D:155:PRO:HG2	1:D:341:TRP:CE3	2.45	0.52
1:B:509:ASN:ND2	1:D:722:LYS:HB2	2.24	0.52
1:A:260:VAL:CG2	1:A:325:ALA:HA	2.37	0.52
1:D:375:HIS:HA	1:D:378:TYR:HB2	1.91	0.52
1:C:372:PRO:CB	1:C:531:PRO:HG2	2.39	0.52
1:C:547:GLU:OE2	1:C:580:ARG:NH2	2.43	0.52
1:D:80:ILE:HG21	1:D:107:TYR:CE2	2.45	0.52
1:A:335:PRO:HB3	1:A:447:PHE:CE1	2.45	0.52
1:B:426:GLU:OE2	1:B:466:ARG:HD3	2.10	0.52
1:A:309:GLU:O	1:A:313:ALA:N	2.42	0.52
1:B:738:ILE:HD12	1:B:738:ILE:N	2.25	0.51
1:D:339:ALA:HA	1:D:375:HIS:NE2	2.25	0.51
1:A:218:PHE:CE2	1:A:226:THR:HB	2.45	0.51
1:D:674:VAL:HG13	1:D:678:VAL:HG21	1.92	0.51
1:D:19:ASN:HB2	1:D:297:ASP:OD2	2.10	0.51
1:A:674:VAL:HG13	1:A:678:VAL:CG2	2.37	0.51
1:C:615:TRP:HZ2	1:C:694:PRO:O	1.94	0.51
1:D:105:ILE:C	1:D:105:ILE:HD12	2.31	0.51
1:D:673:PHE:CE2	1:D:698:ILE:HD11	2.45	0.51
1:D:732:LYS:HG2	1:D:733:LYS:N	2.24	0.51
1:D:89:LYS:HB3	1:D:305:LEU:HD13	1.92	0.51
1:C:302:ALA:HB1	1:C:322:MET:SD	2.51	0.51
1:A:530:THR:HG22	1:A:533:GLY:O	2.11	0.51
1:B:665:ILE:HG13	1:B:666:THR:HG23	1.91	0.51
1:A:673:PHE:CE2	1:A:698:ILE:HD11	2.46	0.51
1:A:230:PRO:HA	1:A:233:TRP:CD1	2.46	0.51
1:B:337:MET:HE2	1:B:341:TRP:HE1	1.76	0.51
1:D:339:ALA:HB1	1:D:375:HIS:CE1	2.45	0.51

Continued on next page...

Continued from previous page...

Atom-1	Atom-2	Interatomic distance (Å)	Clash overlap (Å)
1:A:335:PRO:HB3	1:A:447:PHE:CZ	2.46	0.51
1:D:159:TRP:N	1:D:160:PRO:CD	2.74	0.50
1:C:665:ILE:HG13	1:C:666:THR:CG2	2.40	0.50
1:C:262:VAL:CG1	1:C:263:LEU:N	2.74	0.50
1:C:65:HIS:ND1	1:C:262:VAL:HB	2.26	0.50
1:D:522:ASP:OD2	1:D:525:MET:HG2	2.11	0.50
1:A:28:PHE:CE1	1:A:280:PHE:CG	2.99	0.50
1:A:391:PRO:HG3	1:A:414:TYR:CZ	2.46	0.50
1:C:358:VAL:HG12	1:C:362:LEU:HD11	1.94	0.50
1:D:447:PHE:HE1	1:D:532:PHE:CD1	2.30	0.50
1:A:168:TYR:CD2	1:A:171:LYS:HE3	2.46	0.50
1:A:516:HIS:ND1	1:A:548:LEU:HD22	2.27	0.50
1:D:529:GLN:OE1	1:D:534:VAL:HG22	2.12	0.50
1:B:11:TRP:CD2	1:B:58:PRO:HG2	2.47	0.50
1:D:618:LEU:N	1:D:619:PRO:HD2	2.27	0.50
1:A:161:LEU:HD23	1:A:196:LEU:HG	1.94	0.50
1:D:80:ILE:HD12	1:D:107:TYR:CD1	2.42	0.50
1:B:487:TYR:CD2	1:D:740:PRO:HB3	2.47	0.50
1:C:476:TRP:CG	1:C:477:PRO:HD3	2.47	0.50
1:D:447:PHE:CD1	1:D:532:PHE:HD1	2.30	0.49
1:D:617:ASP:CG	1:D:619:PRO:HG2	2.32	0.49
1:D:112:GLU:CB	1:D:260:VAL:HG23	2.41	0.49
1:A:111:VAL:HG23	1:A:262:VAL:CG2	2.41	0.49
1:D:688:PRO:HB2	1:D:689:TYR:CD1	2.47	0.49
1:B:427:HIS:HB3	1:B:465:LYS:HA	1.93	0.49
1:D:381:CYS:HB3	1:D:414:TYR:CZ	2.47	0.49
1:D:496:CYS:N	1:D:499:ASP:OD2	2.39	0.49
1:D:89:LYS:O	1:D:305:LEU:HD12	2.13	0.49
1:C:744:PHE:CD1	1:C:746:SER:C	2.86	0.49
1:D:635:HIS:CE1	1:D:735:LYS:HE2	2.48	0.49
1:A:345:ARG:CD	1:A:349:ILE:HD12	2.42	0.49
1:D:98:VAL:HG21	1:D:106:ALA:HB3	1.95	0.49
1:B:487:TYR:CE2	1:D:740:PRO:HB3	2.47	0.49
1:A:435:LEU:HD23	1:A:489:PHE:HE1	1.78	0.49
1:A:332:PRO:HG2	1:A:337:MET:SD	2.53	0.49
1:A:723:LEU:HD23	1:A:725:LYS:HG3	1.94	0.48
1:A:100:TYR:CD1	1:A:100:TYR:C	2.84	0.48
1:D:168:TYR:O	1:D:183:GLY:CA	2.61	0.48
1:B:738:ILE:H	1:B:738:ILE:HD12	1.79	0.48
1:D:109:ILE:O	1:D:109:ILE:HG22	2.13	0.48
1:B:389:PRO:CG	1:B:390:ASN:N	2.76	0.48

Continued on next page...

Continued from previous page...

Atom-1	Atom-2	Interatomic distance (Å)	Clash overlap (Å)
1:A:704:PHE:CZ	1:A:708:MET:HE3	2.48	0.48
1:D:97:ALA:HA	1:D:330:ILE:HG12	1.95	0.48
1:A:41:PRO:HG2	1:A:44:LEU:CD2	2.43	0.48
1:A:111:VAL:CG2	1:A:260:VAL:CG1	2.91	0.48
1:A:111:VAL:CG2	1:A:262:VAL:HG22	2.44	0.48
1:A:611:ALA:HB1	1:A:642:SER:HB3	1.96	0.48
1:D:114:LEU:HD22	1:D:156:TYR:OH	2.13	0.48
1:B:487:TYR:CD1	1:B:487:TYR:C	2.87	0.48
1:C:392:LEU:C	1:C:392:LEU:HD12	2.34	0.48
1:D:732:LYS:CG	1:D:733:LYS:N	2.76	0.48
1:C:591:LEU:O	1:C:595:VAL:HG23	2.12	0.48
1:D:330:ILE:HD12	1:D:330:ILE:N	2.29	0.48
1:D:74:SER:HB2	1:D:76:LEU:HG	1.96	0.48
1:B:159:TRP:N	1:B:160:PRO:CD	2.76	0.48
1:B:484:LEU:HD21	1:B:501:VAL:HG11	1.95	0.48
1:B:334:ILE:HG23	1:B:335:PRO:HD2	1.96	0.48
1:D:376:ALA:HB1	1:D:528:VAL:HG11	1.96	0.48
1:A:105:ILE:O	1:A:105:ILE:HG22	2.14	0.48
1:D:65:HIS:HB3	1:D:262:VAL:HG13	1.96	0.47
1:B:739:LEU:N	1:B:740:PRO:HD3	2.28	0.47
1:D:689:TYR:N	1:D:689:TYR:CD1	2.78	0.47
1:B:504:HIS:HB3	1:D:739:LEU:HD21	1.96	0.47
1:D:615:TRP:HE3	1:D:616:ASP:CA	2.27	0.47
1:C:397:ILE:HD13	1:D:692:HIS:CE1	2.49	0.47
1:B:729:TRP:HB3	1:B:730:PRO:HD2	1.96	0.47
1:A:695:TRP:HH2	1:B:403:GLY:O	1.97	0.47
1:B:617:ASP:CB	1:B:619:PRO:HD2	2.38	0.47
1:B:342:TYR:HD2	1:B:375:HIS:CD2	2.33	0.47
1:D:65:HIS:CE1	1:D:261:GLY:HA2	2.47	0.47
1:A:117:ILE:HB	1:A:226:THR:HG23	1.95	0.47
1:A:11:TRP:CG	1:A:58:PRO:HG3	2.50	0.47
1:A:98:VAL:CG2	1:A:106:ALA:HB3	2.45	0.47
1:B:423:ASN:O	1:B:425:PRO:HD3	2.14	0.47
1:A:44:LEU:HB3	1:A:48:PHE:CZ	2.49	0.47
1:B:105:ILE:O	1:B:105:ILE:CG2	2.62	0.47
1:C:441:ASP:OD2	1:C:443:ARG:NH2	2.47	0.47
1:D:69:GLY:CA	1:D:333:ASN:HB3	2.42	0.47
1:C:413:MET:HG2	1:C:430:TYR:CD2	2.49	0.47
1:A:476:TRP:N	1:A:477:PRO:CD	2.77	0.47
1:A:486:ARG:NH1	1:D:623:GLU:OE2	2.48	0.47
1:B:389:PRO:HG2	1:B:390:ASN:N	2.30	0.47

Continued on next page...

Continued from previous page...

Atom-1	Atom-2	Interatomic distance (Å)	Clash overlap (Å)
1:D:629:ARG:HH12	1:D:631:LEU:HD23	1.75	0.47
1:B:570:GLY:HA2	1:B:575:ILE:O	2.15	0.47
1:B:59:ASP:OD1	1:B:271:SER:OG	2.22	0.47
1:D:112:GLU:CG	1:D:262:VAL:CA	2.89	0.47
1:B:569:ALA:HB1	1:B:580:ARG:NH1	2.30	0.47
1:D:318:ILE:O	1:D:322:MET:HG2	2.15	0.47
1:C:615:TRP:CE3	1:C:616:ASP:O	2.67	0.47
1:A:159:TRP:N	1:A:160:PRO:CD	2.78	0.46
1:D:109:ILE:C	1:D:304:ALA:HB2	2.36	0.46
1:D:506:PRO:HA	1:D:514:ILE:O	2.15	0.46
1:C:44:LEU:HD11	1:C:63:TRP:CE3	2.50	0.46
1:A:149:MET:HG3	1:A:223:THR:HG21	1.97	0.46
1:D:665:ILE:HG13	1:D:666:THR:HG23	1.97	0.46
1:D:113:ALA:HB3	1:D:321:THR:O	2.15	0.46
1:D:447:PHE:CE1	1:D:532:PHE:CE1	3.04	0.46
1:D:371:ALA:CB	1:D:439:TYR:HA	2.45	0.46
1:C:392:LEU:HD11	1:C:413:MET:SD	2.56	0.46
1:C:155:PRO:HD3	1:C:345:ARG:HG2	1.97	0.46
1:B:415:ARG:NH1	1:B:417:VAL:HG12	2.29	0.46
1:D:262:VAL:HG22	1:D:263:LEU:O	2.15	0.46
1:D:309:GLU:HG2	1:D:318:ILE:CG2	2.46	0.46
1:A:374:LEU:C	1:A:374:LEU:CD2	2.84	0.46
1:A:374:LEU:CD2	1:A:378:TYR:CD2	2.99	0.46
1:A:476:TRP:CG	1:A:477:PRO:HD3	2.50	0.46
1:A:233:TRP:CZ3	1:A:317:ARG:HB3	2.51	0.46
1:C:467:GLU:HA	1:C:467:GLU:OE1	2.15	0.46
1:D:553:GLN:O	1:D:604:SER:OG	2.23	0.46
1:C:441:ASP:OD2	1:C:443:ARG:CZ	2.64	0.46
1:B:723:LEU:HA	1:B:724:PRO:C	2.35	0.46
1:B:577:ASP:OD2	1:B:580:ARG:HB2	2.14	0.46
1:D:168:TYR:CE1	1:D:183:GLY:HA3	2.50	0.46
1:D:16:LYS:HE2	1:D:263:LEU:HD22	1.97	0.46
1:B:155:PRO:HB3	1:B:344:VAL:HG12	1.98	0.46
1:C:392:LEU:CD2	1:C:473:PRO:HD2	2.46	0.46
1:B:422:ALA:C	1:B:423:ASN:ND2	2.69	0.46
1:B:617:ASP:OD1	1:B:631:LEU:HD13	2.15	0.46
1:C:476:TRP:N	1:C:477:PRO:CD	2.79	0.46
1:A:233:TRP:N	1:A:233:TRP:CD1	2.82	0.46
1:A:148:LEU:HD23	1:A:225:MET:HB2	1.97	0.46
1:B:503:TRP:CD2	1:D:738:ILE:HG21	2.51	0.46
1:C:65:HIS:HD1	1:C:262:VAL:HB	1.81	0.46

Continued on next page...

Continued from previous page...

Atom-1	Atom-2	Interatomic distance (Å)	Clash overlap (Å)
1:B:334:ILE:HG22	1:B:336:GLN:H	1.81	0.46
1:D:504:HIS:N	1:D:515:GLN:O	2.48	0.46
1:B:133:ILE:N	1:B:134:PRO:CD	2.79	0.46
1:D:113:ALA:CB	1:D:325:ALA:N	2.79	0.46
1:D:639:ASN:ND2	1:D:641:GLU:HB2	2.30	0.46
1:D:743:VAL:HG23	1:D:743:VAL:O	2.16	0.46
1:A:345:ARG:HD2	1:A:349:ILE:HD12	1.98	0.46
1:A:41:PRO:C	1:A:44:LEU:HD21	2.37	0.46
1:B:611:ALA:HB1	1:B:642:SER:HB3	1.98	0.46
1:D:463:ARG:HH22	1:D:524:GLN:CG	2.29	0.45
1:A:704:PHE:CE2	1:A:708:MET:SD	3.09	0.45
1:D:618:LEU:HB2	1:D:619:PRO:CD	2.46	0.45
1:B:77:LEU:CD1	1:B:105:ILE:HG22	2.45	0.45
1:B:575:ILE:N	1:B:575:ILE:CD1	2.79	0.45
1:D:77:LEU:HD13	1:D:105:ILE:HD13	1.98	0.45
1:C:44:LEU:HD12	1:C:45:GLU:N	2.31	0.45
1:D:476:TRP:CG	1:D:477:PRO:HD3	2.51	0.45
1:D:259:PHE:HE1	1:D:329:GLU:CB	2.28	0.45
1:A:738:ILE:C	1:A:740:PRO:HD2	2.37	0.45
1:B:738:ILE:HG12	1:D:503:TRP:O	2.15	0.45
1:B:7:LYS:HG2	1:B:8:LEU:N	2.31	0.45
1:B:426:GLU:CD	1:B:466:ARG:HD3	2.37	0.45
1:C:373:GLY:HA3	1:C:438:LEU:HA	1.97	0.45
1:C:45:GLU:HG2	1:C:46:GLU:N	2.30	0.45
1:A:591:LEU:CD2	1:A:594:ARG:NH1	2.79	0.45
1:D:706:GLU:O	1:D:710:GLU:HG3	2.16	0.45
1:B:441:ASP:O	1:B:442:ASN:HB3	2.16	0.45
1:A:111:VAL:CB	1:A:262:VAL:HG22	2.47	0.45
1:D:476:TRP:N	1:D:477:PRO:CD	2.79	0.45
1:B:504:HIS:O	1:D:640:GLN:OE1	2.35	0.45
1:D:615:TRP:CE3	1:D:616:ASP:CA	3.00	0.45
1:A:98:VAL:HG21	1:A:106:ALA:HB3	1.97	0.45
1:A:721:PHE:O	1:A:725:LYS:CE	2.65	0.45
1:C:392:LEU:HD11	1:C:413:MET:HB2	1.98	0.45
1:C:562:LEU:HD21	1:C:594:ARG:HD2	1.98	0.45
1:B:190:LYS:HE2	1:B:359:ASP:HA	1.98	0.45
1:D:117:ILE:HA	1:D:244:GLY:O	2.17	0.45
1:B:504:HIS:HB2	1:D:739:LEU:HD11	1.98	0.45
1:D:450:THR:HG22	1:D:531:PRO:HA	1.99	0.45
1:C:566:VAL:HB	1:C:569:ALA:HB2	1.97	0.45
1:C:466:ARG:NH2	1:C:470:GLU:O	2.50	0.45

Continued on next page...

Continued from previous page...

Atom-1	Atom-2	Interatomic distance (Å)	Clash overlap (Å)
1:A:342:TYR:O	1:A:346:THR:HG23	2.16	0.45
1:D:638:PHE:HE2	1:D:734:LEU:HD11	1.82	0.45
1:D:259:PHE:HB3	1:D:331:MET:SD	2.57	0.45
1:D:112:GLU:HB3	1:D:261:GLY:O	2.17	0.45
1:A:491:SER:HG	1:A:493:ASN:HB2	1.82	0.45
1:D:130:TRP:CD1	1:D:249:PRO:HB2	2.52	0.45
1:D:105:ILE:HD12	1:D:106:ALA:CB	2.46	0.45
1:D:513:ARG:HH11	1:D:583:THR:HG23	1.82	0.45
1:C:48:PHE:N	1:C:49:PRO:HD2	2.32	0.45
1:D:440:GLY:O	1:D:532:PHE:CE1	2.71	0.44
1:C:332:PRO:HB2	1:C:337:MET:SD	2.57	0.44
1:A:387:ASP:N	1:A:387:ASP:OD1	2.49	0.44
1:A:506:PRO:HB3	1:A:510:SER:O	2.17	0.44
1:C:562:LEU:HB3	1:C:591:LEU:HD23	1.99	0.44
1:A:86:PHE:HZ	1:A:286:LEU:HD12	1.81	0.44
1:C:81:THR:N	1:C:82:PRO:HD3	2.32	0.44
1:D:111:VAL:H	1:D:302:ALA:HB1	1.82	0.44
1:B:635:HIS:HA	1:B:733:LYS:O	2.17	0.44
1:B:337:MET:CE	1:B:341:TRP:HE1	2.30	0.44
1:C:430:TYR:CZ	1:C:477:PRO:HG2	2.53	0.44
1:D:159:TRP:NE1	1:D:163:ALA:HB2	2.33	0.44
1:D:604:SER:O	1:D:653:ARG:NH1	2.50	0.44
1:B:502:SER:HB3	1:B:548:LEU:HD21	1.99	0.44
1:B:114:LEU:HD11	1:B:156:TYR:CE2	2.53	0.44
1:D:80:ILE:CD1	1:D:107:TYR:CZ	3.00	0.44
1:B:389:PRO:CD	1:B:390:ASN:H	2.30	0.44
1:A:708:MET:HE1	1:A:732:LYS:CE	2.47	0.44
1:B:737:SER:HB3	1:B:740:PRO:HG2	1.99	0.44
1:B:11:TRP:CG	1:B:58:PRO:HG2	2.53	0.44
1:B:425:PRO:HG3	1:B:465:LYS:HD2	1.99	0.44
1:D:305:LEU:HD23	1:D:307:SER:OG	2.17	0.44
1:D:463:ARG:NH2	1:D:524:GLN:HB2	2.32	0.44
1:D:741:ASP:OD1	1:D:741:ASP:N	2.50	0.44
1:D:564:ARG:O	1:D:571:GLY:HA2	2.18	0.44
1:A:463:ARG:NH2	1:A:524:GLN:HG2	2.32	0.44
1:A:48:PHE:O	1:A:52:ALA:HB2	2.18	0.44
1:B:576:THR:HG22	1:B:578:MET:HE2	2.00	0.44
1:A:575:ILE:HD12	1:A:575:ILE:N	2.33	0.44
1:D:111:VAL:HG23	1:D:325:ALA:CB	2.47	0.44
1:A:704:PHE:CZ	1:A:708:MET:CE	3.01	0.44
1:A:487:TYR:O	1:A:491:SER:CB	2.62	0.44

Continued on next page...

Continued from previous page...

Atom-1	Atom-2	Interatomic distance (Å)	Clash overlap (Å)
1:D:522:ASP:OD1	1:D:523:PRO:CD	2.66	0.44
1:D:133:ILE:N	1:D:134:PRO:CD	2.81	0.44
1:C:664:SER:OG	1:C:667:GLY:N	2.51	0.44
1:D:542:GLY:HA3	1:D:576:THR:HG21	1.98	0.44
1:C:141:LYS:C	1:C:144:GLY:H	2.21	0.44
1:D:368:ASN:HA	1:D:374:LEU:HD13	1.99	0.44
1:D:112:GLU:OE2	1:D:262:VAL:HB	2.17	0.43
1:A:430:TYR:CZ	1:A:477:PRO:HG2	2.53	0.43
1:B:476:TRP:CD2	1:B:477:PRO:HD3	2.53	0.43
1:B:63:TRP:CD1	1:B:67:ARG:HG3	2.52	0.43
1:C:193:LEU:CD2	1:C:362:LEU:CD2	2.95	0.43
1:D:564:ARG:HH11	1:D:564:ARG:CG	2.24	0.43
1:D:116:LEU:HB2	1:D:226:THR:O	2.17	0.43
1:B:737:SER:CB	1:B:740:PRO:HG2	2.48	0.43
1:B:576:THR:HG22	1:B:578:MET:CE	2.48	0.43
1:A:568:ILE:HD11	1:A:587:ILE:HD13	1.99	0.43
1:D:391:PRO:HG3	1:D:414:TYR:CE2	2.53	0.43
1:A:334:ILE:CG2	1:A:335:PRO:CD	2.96	0.43
1:B:569:ALA:CB	1:B:580:ARG:HH11	2.31	0.43
1:D:170:PHE:CE1	1:D:179:ILE:HA	2.41	0.43
1:D:114:LEU:HD23	1:D:229:GLY:HA2	2.01	0.43
1:A:505:SER:OG	1:A:506:PRO:CD	2.63	0.43
1:C:179:ILE:HG22	1:C:334:ILE:HD13	2.01	0.43
1:A:487:TYR:CZ	1:A:491:SER:OG	2.64	0.43
1:A:111:VAL:CG1	1:A:322:MET:SD	3.06	0.43
1:D:387:ASP:CG	1:D:388:GLN:OE1	2.57	0.43
1:C:635:HIS:CE1	1:C:735:LYS:CD	3.00	0.43
1:B:492:GLU:O	1:B:493:ASN:HB2	2.18	0.43
1:A:151:ASN:OD1	1:A:211:TYR:N	2.51	0.43
1:A:639:ASN:HA	1:A:737:SER:O	2.18	0.43
1:C:65:HIS:ND1	1:C:261:GLY:O	2.51	0.43
1:B:384:LEU:CD1	1:B:525:MET:HG2	2.49	0.43
1:B:170:PHE:CE1	1:B:340:PHE:CZ	3.07	0.43
1:D:109:ILE:O	1:D:304:ALA:HB2	2.19	0.43
1:D:98:VAL:HG13	1:D:104:LEU:HD22	2.00	0.43
1:A:118:TYR:CB	1:A:225:MET:SD	3.07	0.43
1:A:148:LEU:O	1:A:149:MET:HG2	2.19	0.43
1:A:708:MET:HE2	1:A:732:LYS:HZ3	1.84	0.43
1:A:345:ARG:C	1:A:345:ARG:CD	2.85	0.43
1:D:105:ILE:HD12	1:D:106:ALA:HB2	2.01	0.43
1:B:673:PHE:CE2	1:B:698:ILE:HD11	2.54	0.43

Continued on next page...

Continued from previous page...

Atom-1	Atom-2	Interatomic distance (Å)	Clash overlap (Å)
1:D:292:GLU:OE2	1:D:296:LYS:NZ	2.38	0.43
1:A:729:TRP:CB	1:A:730:PRO:HD2	2.39	0.43
1:B:116:LEU:HB2	1:B:248:LEU:HD23	2.00	0.43
1:C:575:ILE:HD12	1:C:575:ILE:N	2.34	0.43
1:C:665:ILE:HG13	1:C:666:THR:H	1.82	0.43
1:D:116:LEU:HD21	1:D:248:LEU:HA	2.01	0.43
1:D:129:THR:C	1:D:249:PRO:HB3	2.39	0.43
1:A:110:ALA:O	1:A:262:VAL:HG13	2.19	0.43
1:D:380:GLU:CG	1:D:525:MET:HE3	2.48	0.43
1:A:447:PHE:C	1:A:447:PHE:CD1	2.91	0.43
1:C:193:LEU:HD23	1:C:362:LEU:CD2	2.32	0.42
1:D:563:LEU:HD23	1:D:569:ALA:HB1	2.01	0.42
1:A:41:PRO:HG2	1:A:44:LEU:HD21	2.00	0.42
1:A:598:GLY:O	1:A:602:ASP:HB2	2.18	0.42
1:A:340:PHE:O	1:A:344:VAL:HG23	2.19	0.42
1:A:708:MET:HE3	1:A:732:LYS:HZ1	1.83	0.42
1:D:90:LEU:HD22	1:D:304:ALA:O	2.19	0.42
1:C:380:GLU:HG3	1:C:528:VAL:CG2	2.49	0.42
1:B:323:GLU:O	1:B:327:LYS:HG3	2.19	0.42
1:A:384:LEU:HD21	1:A:524:GLN:HG3	2.01	0.42
1:B:415:ARG:CZ	1:B:417:VAL:HG12	2.50	0.42
1:D:505:SER:N	1:D:515:GLN:HB3	2.34	0.42
1:D:384:LEU:HD23	1:D:385:TYR:CE2	2.53	0.42
1:B:216:ALA:O	1:B:220:LYS:HB2	2.20	0.42
1:C:442:ASN:OD1	1:C:447:PHE:N	2.52	0.42
1:D:417:VAL:O	1:D:426:GLU:HA	2.20	0.42
1:D:109:ILE:CA	1:D:304:ALA:HB2	2.48	0.42
1:A:503:TRP:O	1:A:504:HIS:HB2	2.19	0.42
1:D:80:ILE:CG2	1:D:107:TYR:CE2	3.03	0.42
1:B:77:LEU:CB	1:B:105:ILE:HG23	2.49	0.42
1:D:430:TYR:CZ	1:D:477:PRO:HG2	2.55	0.42
1:A:415:ARG:HH12	1:A:466:ARG:NE	2.17	0.42
1:A:214:ALA:O	1:A:218:PHE:CD2	2.72	0.42
1:C:170:PHE:CZ	1:C:340:PHE:CZ	3.08	0.42
1:A:28:PHE:CE1	1:A:284:TYR:CB	3.02	0.42
1:D:371:ALA:HB1	1:D:438:LEU:O	2.19	0.42
1:D:385:TYR:OH	1:D:416:ASN:ND2	2.48	0.42
1:B:428:TRP:CE3	1:B:473:PRO:HB3	2.54	0.42
1:D:741:ASP:O	1:D:743:VAL:HG13	2.20	0.42
1:D:68:PHE:CD2	1:D:105:ILE:HD13	2.55	0.42
1:C:141:LYS:O	1:C:144:GLY:N	2.51	0.42

Continued on next page...

Continued from previous page...

Atom-1	Atom-2	Interatomic distance (Å)	Clash overlap (Å)
1:A:13:ASN:HB2	1:A:63:TRP:CZ2	2.55	0.42
1:C:117:ILE:HG12	1:C:245:VAL:HG22	2.02	0.42
1:C:261:GLY:O	1:C:262:VAL:HB	2.20	0.42
1:C:428:TRP:CH2	1:C:466:ARG:NH1	2.88	0.42
1:C:639:ASN:HA	1:C:737:SER:O	2.20	0.42
1:C:680:GLY:HA2	1:D:367:THR:HG21	2.01	0.42
1:A:155:PRO:HG2	1:A:341:TRP:CE3	2.55	0.42
1:D:309:GLU:CG	1:D:322:MET:HG3	2.50	0.42
1:D:465:LYS:NZ	1:D:568:ILE:HA	2.35	0.42
1:D:704:PHE:CE2	1:D:708:MET:CE	3.03	0.42
1:D:335:PRO:C	1:D:336:GLN:HG3	2.40	0.42
1:D:334:ILE:HA	1:D:335:PRO:HD3	1.92	0.42
1:B:426:GLU:OE2	1:B:466:ARG:CD	2.68	0.42
1:B:689:TYR:CD1	1:B:689:TYR:N	2.84	0.42
1:D:159:TRP:CD1	1:D:259:PHE:CG	3.08	0.41
1:D:113:ALA:CB	1:D:325:ALA:HB2	2.50	0.41
1:D:380:GLU:CG	1:D:525:MET:CE	2.98	0.41
1:C:155:PRO:HB3	1:C:344:VAL:HG12	2.02	0.41
1:C:11:TRP:CE2	1:C:58:PRO:HG3	2.54	0.41
1:A:612:LYS:HB2	1:A:639:ASN:HB2	2.02	0.41
1:C:185:ASP:CB	1:C:366:GLN:OE1	2.64	0.41
1:D:639:ASN:HD21	1:D:641:GLU:HB2	1.85	0.41
1:D:738:ILE:HD12	1:D:738:ILE:O	2.20	0.41
1:A:732:LYS:HG2	1:A:733:LYS:N	2.35	0.41
1:C:442:ASN:HA	1:C:445:HIS:O	2.21	0.41
1:C:635:HIS:HE1	1:C:735:LYS:HD3	1.82	0.41
1:C:372:PRO:CB	1:C:531:PRO:CG	2.98	0.41
1:D:615:TRP:HE3	1:D:616:ASP:N	2.18	0.41
1:D:97:ALA:HA	1:D:330:ILE:CG2	2.50	0.41
1:D:319:ALA:O	1:D:323:GLU:HG3	2.20	0.41
1:B:554:TRP:CH2	1:B:558:GLY:HA3	2.56	0.41
1:C:694:PRO:HG2	1:C:695:TRP:HE3	1.83	0.41
1:A:334:ILE:HG22	1:A:335:PRO:HD2	2.01	0.41
1:A:118:TYR:HB3	1:A:225:MET:SD	2.60	0.41
1:B:123:LEU:HD21	1:B:127:PRO:HD3	2.01	0.41
1:D:629:ARG:HG2	1:D:630:GLN:N	2.34	0.41
1:D:617:ASP:OD2	1:D:619:PRO:HG2	2.20	0.41
1:B:441:ASP:CG	1:B:443:ARG:HE	2.24	0.41
1:A:111:VAL:HA	1:A:262:VAL:HA	2.01	0.41
1:B:415:ARG:HG2	1:B:415:ARG:NH1	2.36	0.41
1:A:66:ASP:N	1:A:66:ASP:OD1	2.51	0.41

Continued on next page...

Continued from previous page...

Atom-1	Atom-2	Interatomic distance (Å)	Clash overlap (Å)
1:A:484:LEU:O	1:A:488:VAL:HG23	2.21	0.41
1:B:625:PRO:O	1:B:626:ILE:HG22	2.21	0.41
1:A:41:PRO:CB	1:A:44:LEU:HD21	2.49	0.41
1:B:516:HIS:ND1	1:B:548:LEU:HD22	2.36	0.41
1:C:383:ARG:NH2	1:C:384:LEU:HD11	2.35	0.41
1:B:509:ASN:OD1	1:D:722:LYS:HD3	2.21	0.41
1:B:337:MET:HE2	1:B:341:TRP:NE1	2.35	0.41
1:A:486:ARG:NH1	1:D:623:GLU:OE1	2.48	0.41
1:A:447:PHE:CE1	1:A:449:GLY:N	2.89	0.41
1:C:160:PRO:HG3	1:C:258:PRO:HA	2.03	0.41
1:D:371:ALA:HB2	1:D:439:TYR:HA	2.01	0.41
1:B:516:HIS:CG	1:B:548:LEU:HD22	2.56	0.41
1:B:170:PHE:CZ	1:B:340:PHE:CZ	3.09	0.41
1:B:476:TRP:N	1:B:477:PRO:CD	2.83	0.41
1:A:332:PRO:HB2	1:A:337:MET:SD	2.60	0.41
1:B:100:TYR:HB3	1:B:105:ILE:HD12	2.02	0.41
1:C:302:ALA:HB1	1:C:322:MET:CG	2.51	0.41
1:C:530:THR:HG22	1:C:533:GLY:O	2.20	0.41
1:D:463:ARG:NH2	1:D:524:GLN:CG	2.84	0.41
1:D:634:VAL:HG21	1:D:689:TYR:HB3	2.03	0.41
1:B:484:LEU:O	1:B:488:VAL:HG23	2.20	0.41
1:B:419:SER:OG	1:B:419:SER:O	2.32	0.41
1:C:638:PHE:HB3	1:C:642:SER:OG	2.21	0.41
1:D:465:LYS:CG	1:D:575:ILE:HG22	2.39	0.40
1:B:505:SER:HB2	1:D:640:GLN:OE1	2.21	0.40
1:B:625:PRO:C	1:B:626:ILE:HG22	2.42	0.40
1:A:28:PHE:CZ	1:A:284:TYR:HB2	2.55	0.40
1:A:161:LEU:HD23	1:A:196:LEU:CD2	2.50	0.40
1:D:202:ASN:HB2	1:D:204:HIS:CD2	2.57	0.40
1:A:91:TYR:CZ	1:A:306:LYS:HG2	2.56	0.40
1:A:139:GLU:O	1:A:142:ALA:HB3	2.21	0.40
1:D:618:LEU:HB2	1:D:619:PRO:HD3	2.03	0.40
1:D:561:GLU:O	1:D:564:ARG:HB2	2.22	0.40
1:C:424:ILE:HD13	1:C:573:TRP:CD2	2.57	0.40
1:D:340:PHE:CZ	1:D:344:VAL:HG21	2.56	0.40
1:B:621:ARG:O	1:B:622:GLY:C	2.58	0.40
1:A:467:GLU:CD	1:A:579:ARG:NH1	2.74	0.40
1:D:638:PHE:CE2	1:D:734:LEU:HD11	2.56	0.40
1:B:739:LEU:HD12	1:B:742:VAL:CG2	2.51	0.40
1:D:106:ALA:HB1	1:D:265:ALA:O	2.21	0.40
1:A:162:ILE:HD11	1:A:193:LEU:HD21	2.03	0.40

Continued on next page...

Continued from previous page...

Atom-1	Atom-2	Interatomic distance (Å)	Clash overlap (Å)
1:D:114:LEU:N	1:D:114:LEU:CD1	2.85	0.40
1:A:168:TYR:CZ	1:A:171:LYS:HE3	2.55	0.40
1:D:292:GLU:HG2	1:D:296:LYS:HE3	2.02	0.40
1:B:503:TRP:CZ2	1:D:738:ILE:HG21	2.53	0.40
1:A:487:TYR:O	1:A:488:VAL:C	2.59	0.40
1:C:257:LYS:HA	1:C:328:GLY:HA2	2.03	0.40
1:A:339:ALA:HB1	1:A:372:PRO:HG2	2.02	0.40
1:D:28:PHE:O	1:D:32:THR:HB	2.21	0.40

There are no symmetry-related clashes.

5.3 Torsion angles [i](#)

5.3.1 Protein backbone [i](#)

In the following table, the Percentiles column shows the percent Ramachandran outliers of the chain as a percentile score with respect to all X-ray entries followed by that with respect to entries of similar resolution.

The Analysed column shows the number of residues for which the backbone conformation was analysed, and the total number of residues.

Mol	Chain	Analysed	Favoured	Allowed	Outliers	Percentiles	
1	A	724/756 (96%)	709 (98%)	14 (2%)	1 (0%)	56	90
1	B	729/756 (96%)	707 (97%)	16 (2%)	6 (1%)	24	70
1	C	718/756 (95%)	701 (98%)	15 (2%)	2 (0%)	46	84
1	D	734/756 (97%)	713 (97%)	19 (3%)	2 (0%)	46	84
All	All	2905/3024 (96%)	2830 (97%)	64 (2%)	11 (0%)	39	81

All (11) Ramachandran outliers are listed below:

Mol	Chain	Res	Type
1	C	262	VAL
1	D	618	LEU
1	B	491	SER
1	B	626	ILE
1	B	621	ARG
1	B	622	GLY
1	B	391	PRO

Continued on next page...

Continued from previous page...

Mol	Chain	Res	Type
1	B	493	ASN
1	C	372	PRO
1	D	625	PRO
1	A	391	PRO

5.3.2 Protein sidechains ⓘ

In the following table, the Percentiles column shows the percent sidechain outliers of the chain as a percentile score with respect to all X-ray entries followed by that with respect to entries of similar resolution.

The Analysed column shows the number of residues for which the sidechain conformation was analysed, and the total number of residues.

Mol	Chain	Analysed	Rotameric	Outliers	Percentiles	
1	A	604/629 (96%)	603 (100%)	1 (0%)	95	99
1	B	606/629 (96%)	602 (99%)	4 (1%)	88	96
1	C	598/629 (95%)	597 (100%)	1 (0%)	95	99
1	D	611/629 (97%)	607 (99%)	4 (1%)	88	96
All	All	2419/2516 (96%)	2409 (100%)	10 (0%)	93	98

All (10) residues with a non-rotameric sidechain are listed below:

Mol	Chain	Res	Type
1	A	345	ARG
1	B	390	ASN
1	B	503	TRP
1	B	629	ARG
1	B	738	ILE
1	C	259	PHE
1	D	317	ARG
1	D	612	LYS
1	D	631	LEU
1	D	739	LEU

Some sidechains can be flipped to improve hydrogen bonding and reduce clashes. There are no such sidechains identified.

5.3.3 RNA [i](#)

There are no RNA molecules in this entry.

5.4 Non-standard residues in protein, DNA, RNA chains [i](#)

There are no non-standard protein/DNA/RNA residues in this entry.

5.5 Carbohydrates [i](#)

There are no carbohydrates in this entry.

5.6 Ligand geometry [i](#)

There are no ligands in this entry.

5.7 Other polymers [i](#)

There are no such residues in this entry.

5.8 Polymer linkage issues [i](#)

There are no chain breaks in this entry.

6 Fit of model and data ⓘ

6.1 Protein, DNA and RNA chains ⓘ

In the following table, the column labelled ‘#RSRZ> 2’ contains the number (and percentage) of RSRZ outliers, followed by percent RSRZ outliers for the chain as percentile scores relative to all X-ray entries and entries of similar resolution. The OWAB column contains the minimum, median, 95th percentile and maximum values of the occupancy-weighted average B-factor per residue. The column labelled ‘Q< 0.9’ lists the number of (and percentage) of residues with an average occupancy less than 0.9.

Mol	Chain	Analysed	<RSRZ>	#RSRZ>2	OWAB(Å ²)	Q<0.9
1	A	730/756 (96%)	-0.34	3 (0%) 93 90	62, 133, 202, 298	0
1	B	733/756 (96%)	-0.05	29 (3%) 42 33	60, 158, 353, 503	0
1	C	724/756 (95%)	0.00	34 (4%) 35 28	56, 171, 346, 474	0
1	D	738/756 (97%)	0.08	48 (6%) 22 17	57, 184, 398, 518	0
All	All	2925/3024 (96%)	-0.08	114 (3%) 43 35	56, 152, 360, 518	0

All (114) RSRZ outliers are listed below:

Mol	Chain	Res	Type	RSRZ
1	C	174	ASN	7.8
1	D	82	PRO	7.6
1	B	5	GLU	7.5
1	D	5	GLU	7.2
1	D	112	GLU	6.5
1	D	76	LEU	6.4
1	D	94	THR	6.1
1	D	105	ILE	5.9
1	B	21	LEU	5.4
1	D	174	ASN	5.3
1	C	10	ILE	5.3
1	D	80	ILE	5.3
1	B	304	ALA	5.2
1	D	81	THR	5.1
1	B	232	ALA	5.1
1	C	304	ALA	5.1
1	C	173	GLU	5.0
1	C	127	PRO	5.0
1	D	269	ALA	5.0
1	B	174	ASN	4.9
1	B	233	TRP	4.8

Continued on next page...

Continued from previous page...

Mol	Chain	Res	Type	RSRZ
1	D	268	ASN	4.8
1	B	17	GLY	4.5
1	D	60	ILE	4.5
1	B	126	PRO	4.3
1	B	300	LEU	4.3
1	D	91	TYR	4.0
1	B	305	LEU	4.0
1	B	226	THR	3.9
1	D	98	VAL	3.8
1	D	55	GLY	3.8
1	D	15	ASP	3.7
1	D	61	ILE	3.7
1	C	157	PHE	3.7
1	D	13	ASN	3.6
1	B	246	THR	3.6
1	C	59	ASP	3.6
1	D	77	LEU	3.6
1	C	6	GLY	3.5
1	B	746	SER	3.4
1	D	10	ILE	3.4
1	D	304	ALA	3.3
1	D	16	LYS	3.3
1	C	150	PHE	3.3
1	D	97	ALA	3.3
1	C	143	LYS	3.3
1	B	301	GLY	3.2
1	C	9	VAL	3.2
1	D	746	SER	3.2
1	D	272	PRO	3.1
1	D	286	LEU	3.1
1	C	107	TYR	3.1
1	D	262	VAL	3.1
1	D	62	PHE	3.0
1	B	158	THR	3.0
1	B	173	GLU	3.0
1	D	95	TRP	3.0
1	B	117	ILE	2.9
1	D	214	ALA	2.9
1	C	60	ILE	2.9
1	D	267	ILE	2.9
1	D	113	ALA	2.8
1	D	54	THR	2.8

Continued on next page...

Continued from previous page...

Mol	Chain	Res	Type	RSRZ
1	B	294	VAL	2.8
1	D	102	GLY	2.7
1	C	126	PRO	2.7
1	C	133	ILE	2.7
1	A	205	MET	2.7
1	C	244	GLY	2.7
1	D	126	PRO	2.7
1	D	63	TRP	2.7
1	B	94	THR	2.7
1	B	6	GLY	2.6
1	B	207	ALA	2.6
1	D	493	ASN	2.6
1	B	24	VAL	2.6
1	C	246	THR	2.5
1	B	124	PRO	2.5
1	C	54	THR	2.5
1	D	11	TRP	2.5
1	D	151	ASN	2.5
1	B	148	LEU	2.5
1	C	62	PHE	2.5
1	D	111	VAL	2.5
1	C	5	GLU	2.5
1	D	283	ASN	2.4
1	B	33	GLY	2.4
1	A	50	GLN	2.4
1	C	97	ALA	2.4
1	A	745	ASP	2.4
1	C	303	VAL	2.4
1	C	151	ASN	2.3
1	C	114	LEU	2.3
1	C	148	LEU	2.3
1	D	99	ARG	2.3
1	D	316	PRO	2.3
1	C	176	LYS	2.3
1	D	265	ALA	2.2
1	D	315	ASP	2.2
1	C	108	PRO	2.2
1	C	142	ALA	2.2
1	C	101	ASN	2.1
1	B	243	TYR	2.1
1	C	122	LEU	2.1
1	D	37	THR	2.1

Continued on next page...

Continued from previous page...

Mol	Chain	Res	Type	RSRZ
1	C	226	THR	2.1
1	D	288	ASP	2.1
1	B	118	TYR	2.1
1	D	271	SER	2.1
1	B	125	ASN	2.0
1	C	102	GLY	2.0
1	C	666	THR	2.0
1	B	236	ILE	2.0
1	C	222	GLU	2.0

6.2 Non-standard residues in protein, DNA, RNA chains [i](#)

There are no non-standard protein/DNA/RNA residues in this entry.

6.3 Carbohydrates [i](#)

There are no carbohydrates in this entry.

6.4 Ligands [i](#)

There are no ligands in this entry.

6.5 Other polymers [i](#)

There are no such residues in this entry.