



# Full wwPDB X-ray Structure Validation Report ⓘ

Apr 27, 2016 – 08:57 PM EDT

PDB ID : 5BR8  
Title : Ambient-temperature crystal structure of 30S ribosomal subunit from *Thermus thermophilus* in complex with paromomycin  
Authors : Sierra, R.G.; Gati, C.; Laksmono, H.; Dao, E.H.; Gul, S.; Fuller, F.; Kern, J.; Chatterjee, R.; Ibrahim, M.; Brewster, A.; Young, I.D.; Michels-Clark, T.; Aquila, A.; Mengning, L.; Hunter, M.S.; Koglin, J.E.; Boutet, S.; Junco, E.A.; Hayes, B.; Bogan, M.J.; Hampton, C.Y.; Puglisi, E.V.; Sauter, N.K.; Stan, C.A.; Zouni, A.; Yano, J.; Yachandra, V.K.; Soltis, S.M.; Puglisi, J.D.; DeMirci, H.  
Deposited on : 2015-05-29  
Resolution : 3.40 Å(reported)

This is a Full wwPDB X-ray Structure Validation Report for a publicly released PDB entry.  
We welcome your comments at [validation@mail.wwpdb.org](mailto:validation@mail.wwpdb.org)  
A user guide is available at  
<http://wwpdb.org/validation/2016/XrayValidationReportHelp>  
with specific help available everywhere you see the ⓘ symbol.

---

The following versions of software and data (see [references ⓘ](#)) were used in the production of this report:

MolProbity : 4.02b-467  
Mogul : 1.7.1 (RC1), CSD as537be (2016)  
Xtriage (Phenix) : 1.9-1692  
EDS : rb-20027457  
Percentile statistics : 20151230.v01 (using entries in the PDB archive December 30th 2015)  
Refmac : 5.8.0135  
CCP4 : 6.5.0  
Ideal geometry (proteins) : Engh & Huber (2001)  
Ideal geometry (DNA, RNA) : Parkinson et al. (1996)  
Validation Pipeline (wwPDB-VP) : rb-20027457

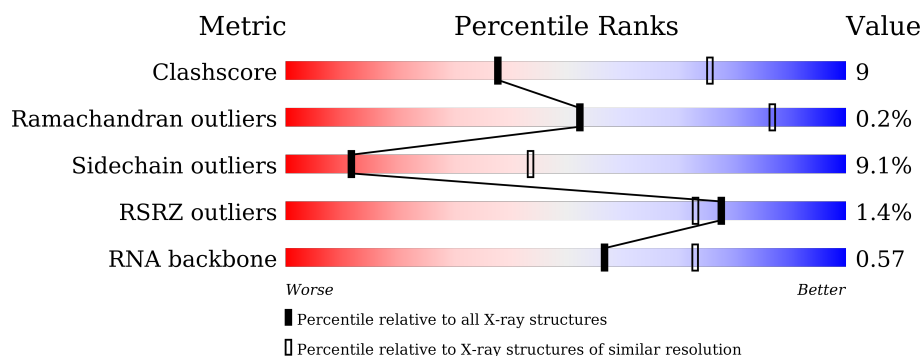
# 1 Overall quality at a glance

The following experimental techniques were used to determine the structure:

*X-RAY DIFFRACTION*

The reported resolution of this entry is 3.40 Å.

Percentile scores (ranging between 0-100) for global validation metrics of the entry are shown in the following graphic. The table shows the number of entries on which the scores are based.



Metric	Whole archive (#Entries)	Similar resolution (#Entries, resolution range(Å))
Clashscore	102246	1611 (3.50-3.30)
Ramachandran outliers	100387	1571 (3.50-3.30)
Sidechain outliers	100360	1571 (3.50-3.30)
RSRZ outliers	91569	1485 (3.50-3.30)
RNA backbone	2183	1041 (4.00-2.80)

The table below summarises the geometric issues observed across the polymeric chains and their fit to the electron density. The red, orange, yellow and green segments on the lower bar indicate the fraction of residues that contain outliers for  $\geq 3$ , 2, 1 and 0 types of geometric quality criteria. A grey segment represents the fraction of residues that are not modelled. The numeric value for each fraction is indicated below the corresponding segment, with a dot representing fractions  $\leq 5\%$ . The upper red bar (where present) indicates the fraction of residues that have poor fit to the electron density. The numeric value is given above the bar.

Mol	Chain	Length	Quality of chain
1	A	1522	<div> <div>%</div> <div> <div></div> <div>56%</div> <div>35%</div> <div>8%</div> <div>.</div> </div> </div>
2	B	256	<div> <div>%</div> <div> <div></div> <div>60%</div> <div>29%</div> <div>8%</div> <div>.</div> </div> </div>
3	C	239	<div> <div></div> <div> <div>66%</div> <div>19%</div> <div>13%</div> </div> </div>
4	D	209	<div> <div>%</div> <div> <div></div> <div>70%</div> <div>26%</div> <div>.</div> </div> </div>
5	E	162	<div> <div></div> <div> <div>67%</div> <div>22%</div> <div>7%</div> </div> </div>
6	F	101	<div> <div>%</div> <div> <div></div> <div>77%</div> <div>21%</div> <div>.</div> </div> </div>

*Continued on next page...*

Continued from previous page...

Mol	Chain	Length	Quality of chain
7	G	156	
8	H	138	
9	I	128	
10	J	105	
11	K	129	
12	L	135	
13	M	126	
14	N	61	
15	O	89	
16	P	88	
17	Q	105	
18	R	88	
19	S	93	
20	T	106	
21	U	27	

The following table lists non-polymeric compounds, carbohydrate monomers and non-standard residues in protein, DNA, RNA chains that are outliers for geometric or electron-density-fit criteria:

Mol	Type	Chain	Res	Chirality	Geometry	Clashes	Electron density
22	PAR	A	1601	-	-	-	X
22	PAR	A	1602	-	-	-	X
22	PAR	A	1603	-	-	-	X
22	PAR	A	1604	-	-	-	X
22	PAR	A	1605	-	-	-	X
22	PAR	A	1606	-	-	-	X
23	MG	A	1624	-	-	-	X
23	MG	A	1678	-	-	-	X
23	MG	A	1690	-	-	-	X
23	MG	A	1730	-	-	-	X
23	MG	A	1731	-	-	-	X
23	MG	A	1734	-	-	-	X

Continued on next page...

*Continued from previous page...*

Mol	Type	Chain	Res	Chirality	Geometry	Clashes	Electron density
23	MG	A	1735	-	-	-	X
23	MG	A	1758	-	-	-	X
23	MG	A	1759	-	-	-	X
23	MG	A	1762	-	-	-	X
23	MG	A	1766	-	-	-	X
23	MG	A	1781	-	-	-	X
23	MG	A	1788	-	-	-	X
23	MG	A	1808	-	-	-	X
23	MG	A	1812	-	-	-	X
23	MG	A	1847	-	-	-	X
23	MG	A	1848	-	-	-	X
23	MG	A	1850	-	-	-	X
23	MG	A	1868	-	-	-	X
23	MG	A	1871	-	-	-	X
23	MG	T	201	-	-	-	X

## 2 Entry composition

There are 25 unique types of molecules in this entry. The entry contains 52496 atoms, of which 0 are hydrogens and 0 are deuteriums.

In the tables below, the ZeroOcc column contains the number of atoms modelled with zero occupancy, the AltConf column contains the number of residues with at least one atom in alternate conformation and the Trace column contains the number of residues modelled with at most 2 atoms.

- Molecule 1 is a RNA chain called 16S ribosomal RNA.

Mol	Chain	Residues	Atoms					ZeroOcc	AltConf	Trace
1	A	1512	Total	C	N	O	P	0	0	0
			32504	14477	6011	10505	1511			

There are 11 discrepancies between the modelled and reference sequences:

Chain	Residue	Modelled	Actual	Comment	Reference
A	1534	C	-	expression tag	GB 55771382
A	1535	A	-	expression tag	GB 55771382
A	1536	C	-	expression tag	GB 55771382
A	1537	U	-	expression tag	GB 55771382
A	1538	C	-	expression tag	GB 55771382
A	1539	C	-	expression tag	GB 55771382
A	1540	PSU	-	expression tag	GB 55771382
A	1541	PSU	-	expression tag	GB 55771382
A	1542	U	-	expression tag	GB 55771382
A	1543	C	-	expression tag	GB 55771382
A	1544	U	-	expression tag	GB 55771382

- Molecule 2 is a protein called 30S ribosomal protein S2.

Mol	Chain	Residues	Atoms					ZeroOcc	AltConf	Trace
2	B	236	Total	C	N	O	S	0	0	1
			1896	1211	337	343	5			

- Molecule 3 is a protein called 30S ribosomal protein S3.

Mol	Chain	Residues	Atoms					ZeroOcc	AltConf	Trace
3	C	207	Total	C	N	O	S	0	0	1
			1613	1016	315	281	1			

- Molecule 4 is a protein called 30S ribosomal protein S4.

Mol	Chain	Residues	Atoms					ZeroOcc	AltConf	Trace
4	D	208	Total	C	N	O	S	0	0	0
			1703	1066	339	291	7			

- Molecule 5 is a protein called 30S ribosomal protein S5.

Mol	Chain	Residues	Atoms					ZeroOcc	AltConf	Trace
5	E	151	Total	C	N	O	S	0	0	1
			1147	724	218	201	4			

- Molecule 6 is a protein called 30S ribosomal protein S6.

Mol	Chain	Residues	Atoms					ZeroOcc	AltConf	Trace
6	F	101	Total	C	N	O	S	0	0	0
			843	531	155	154	3			

- Molecule 7 is a protein called 30S ribosomal protein S7.

Mol	Chain	Residues	Atoms					ZeroOcc	AltConf	Trace
7	G	155	Total	C	N	O	S	0	0	0
			1257	781	252	218	6			

- Molecule 8 is a protein called 30S ribosomal protein S8.

Mol	Chain	Residues	Atoms					ZeroOcc	AltConf	Trace
8	H	138	Total	C	N	O	S	0	0	0
			1116	705	215	193	3			

- Molecule 9 is a protein called 30S ribosomal protein S9.

Mol	Chain	Residues	Atoms					ZeroOcc	AltConf	Trace
9	I	127	Total	C	N	O	S	0	0	0
			1010	639	197	174				

- Molecule 10 is a protein called 30S ribosomal protein S10.

Mol	Chain	Residues	Atoms					ZeroOcc	AltConf	Trace
10	J	99	Total	C	N	O	S	0	0	1
			793	498	157	137	1			

- Molecule 11 is a protein called 30S ribosomal protein S11.

Mol	Chain	Residues	Atoms					ZeroOcc	AltConf	Trace
11	K	117	Total	C	N	O	S	0	0	0
			873	543	166	161	3			

- Molecule 12 is a protein called 30S ribosomal protein S12.

Mol	Chain	Residues	Atoms					ZeroOcc	AltConf	Trace
12	L	125	Total	C	N	O	S	0	0	1
			973	612	196	163	2			

There are 4 discrepancies between the modelled and reference sequences:

Chain	Residue	Modelled	Actual	Comment	Reference
L	1	MET	-	initiating methionine	UNP Q5SHN3
L	2	VAL	-	expression tag	UNP Q5SHN3
L	3	ALA	-	expression tag	UNP Q5SHN3
L	4	LEU	-	expression tag	UNP Q5SHN3

- Molecule 13 is a protein called 30S ribosomal protein S13.

Mol	Chain	Residues	Atoms					ZeroOcc	AltConf	Trace
13	M	118	Total	C	N	O	S	0	0	0
			937	579	193	163	2			

- Molecule 14 is a protein called 30S ribosomal protein S14 type Z.

Mol	Chain	Residues	Atoms					ZeroOcc	AltConf	Trace
14	N	60	Total	C	N	O	S	0	0	0
			491	311	104	72	4			

- Molecule 15 is a protein called 30S ribosomal protein S15.

Mol	Chain	Residues	Atoms					ZeroOcc	AltConf	Trace
15	O	88	Total	C	N	O	S	0	0	0
			734	459	147	126	2			

- Molecule 16 is a protein called 30S ribosomal protein S16.

Mol	Chain	Residues	Atoms					ZeroOcc	AltConf	Trace
16	P	84	Total	C	N	O	S	0	0	1
			701	443	140	117	1			

- Molecule 17 is a protein called 30S ribosomal protein S17.

Mol	Chain	Residues	Atoms					ZeroOcc	AltConf	Trace
17	Q	101	Total	C	N	O	S	0	0	0
			838	536	157	143	2			

There is a discrepancy between the modelled and reference sequences:

Chain	Residue	Modelled	Actual	Comment	Reference
Q	96	GLN	GLU	conflict	UNP Q5SHP7

- Molecule 18 is a protein called 30S ribosomal protein S18.

Mol	Chain	Residues	Atoms					ZeroOcc	AltConf	Trace
18	R	73	Total	C	N	O	S	0	0	0
			598	381	118	99				

- Molecule 19 is a protein called 30S ribosomal protein S19.

Mol	Chain	Residues	Atoms					ZeroOcc	AltConf	Trace
19	S	81	Total	C	N	O	S	0	0	1
			648	414	120	112	2			

- Molecule 20 is a protein called 30S ribosomal protein S20.

Mol	Chain	Residues	Atoms					ZeroOcc	AltConf	Trace
20	T	99	Total	C	N	O	S	0	0	0
			763	470	162	129	2			

- Molecule 21 is a protein called 30S ribosomal protein Thx.

Mol	Chain	Residues	Atoms					ZeroOcc	AltConf	Trace
21	U	25	Total	C	N	O	S	0	0	1
			209	128	51	30				

- Molecule 22 is PAROMOMYCIN (three-letter code: PAR) (formula: C<sub>23</sub>H<sub>45</sub>N<sub>5</sub>O<sub>14</sub>).





*Continued from previous page...*

Mol	Chain	Residues	Atoms		ZeroOcc	AltConf
23	H	1	Total 1	Mg 1	0	0
23	B	1	Total 1	Mg 1	0	0
23	I	1	Total 1	Mg 1	0	0
23	A	273	Total 273	Mg 273	0	0
23	T	1	Total 1	Mg 1	0	0
23	L	1	Total 1	Mg 1	0	0
23	S	3	Total 3	Mg 3	0	0

- Molecule 24 is ZINC ION (three-letter code: ZN) (formula: Zn).

Mol	Chain	Residues	Atoms		ZeroOcc	AltConf
24	D	1	Total 1	Zn 1	0	0
24	N	1	Total 1	Zn 1	0	0

- Molecule 25 is water.

Mol	Chain	Residues	Atoms		ZeroOcc	AltConf
25	A	293	Total 293	O 293	0	0
25	D	2	Total 2	O 2	0	0
25	E	5	Total 5	O 5	0	0
25	H	2	Total 2	O 2	0	0
25	K	1	Total 1	O 1	0	0
25	L	1	Total 1	O 1	0	0
25	N	1	Total 1	O 1	0	0
25	O	1	Total 1	O 1	0	0

*Continued on next page...*

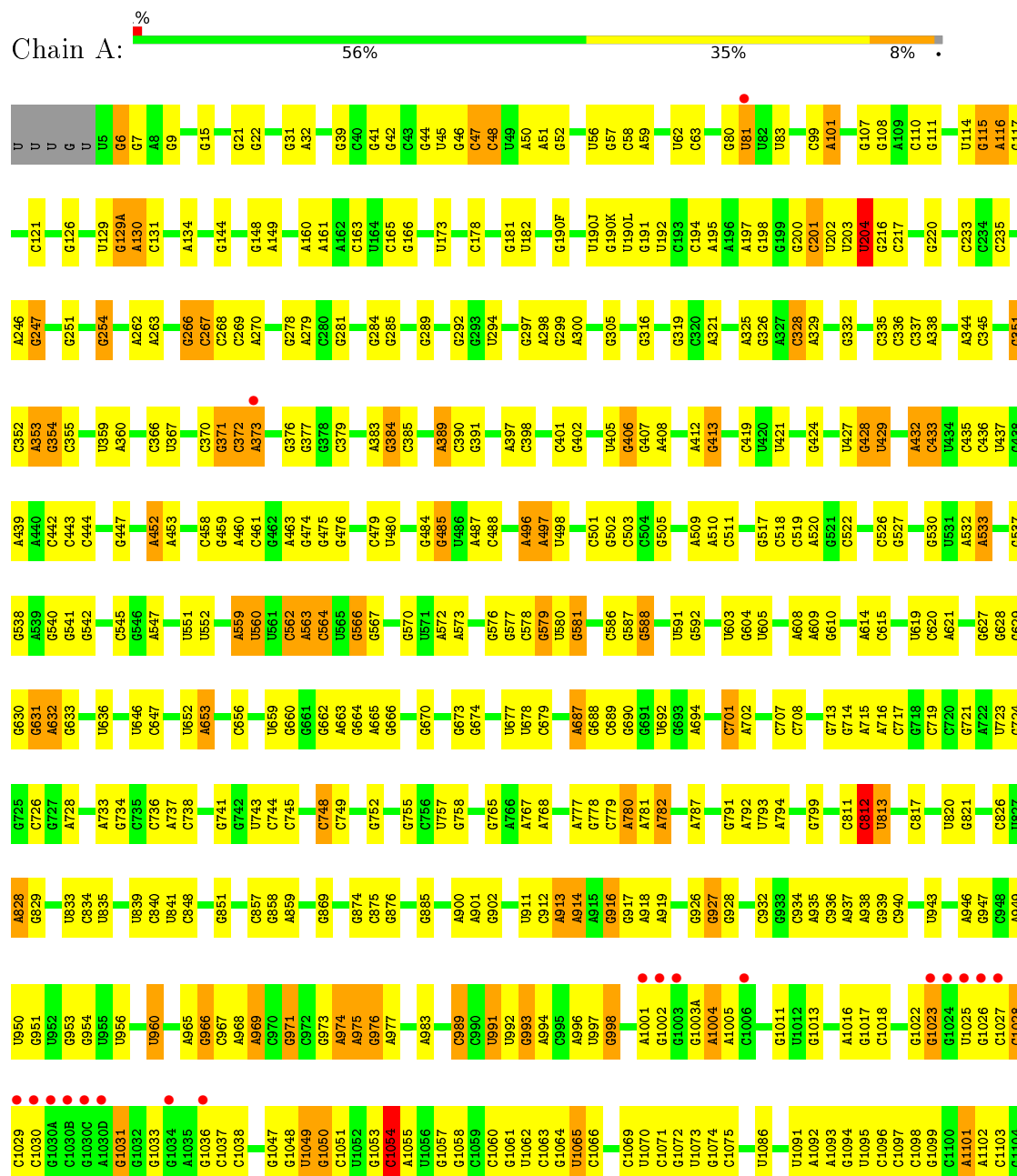
*Continued from previous page...*


Mol	Chain	Residues	Atoms		ZeroOcc	AltConf
25	Q	1	Total	O	0	0
			1	1		
25	T	1	Total	O	0	0
			1	1		

### 3 Residue-property plots

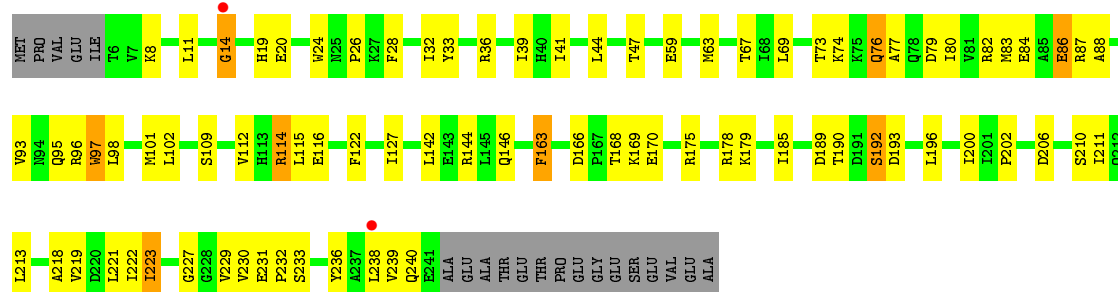
These plots are drawn for all protein, RNA and DNA chains in the entry. The first graphic for a chain summarises the proportions of errors displayed in the second graphic. The second graphic shows the sequence view annotated by issues in geometry and electron density. Residues are color-coded according to the number of geometric quality criteria for which they contain at least one outlier: green = 0, yellow = 1, orange = 2 and red = 3 or more. A red dot above a residue indicates a poor fit to the electron density ( $RSRZ > 2$ ). Stretches of 2 or more consecutive residues without any outlier are shown as a green connector. Residues present in the sample, but not in the model, are shown in grey.

- Molecule 1: 16S ribosomal RNA

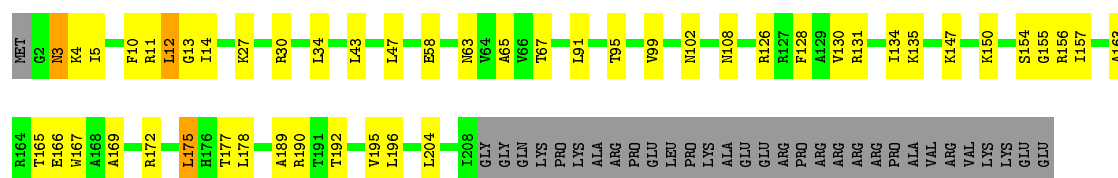




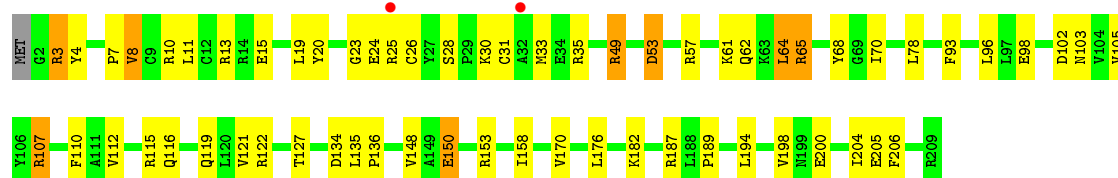
• Molecule 2: 30S ribosomal protein S2



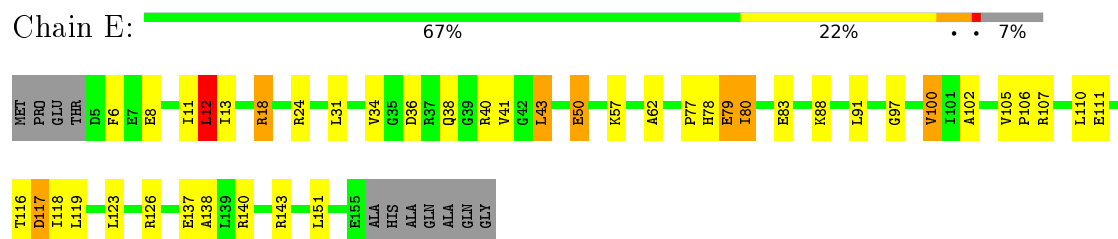
• Molecule 3: 30S ribosomal protein S3



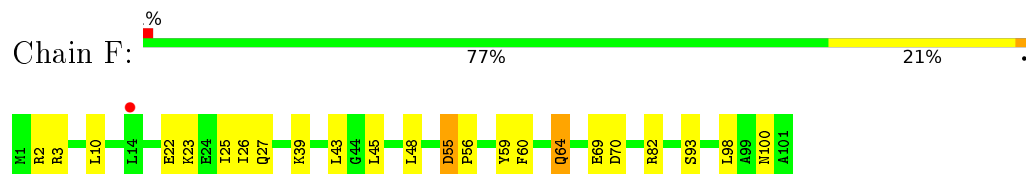
• Molecule 4: 30S ribosomal protein S4



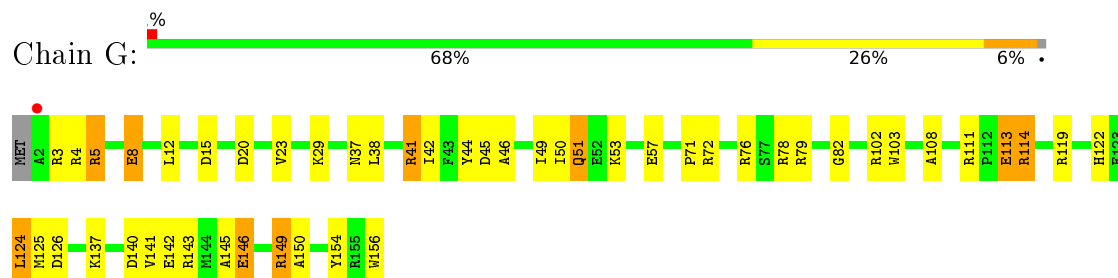
- Molecule 5: 30S ribosomal protein S5



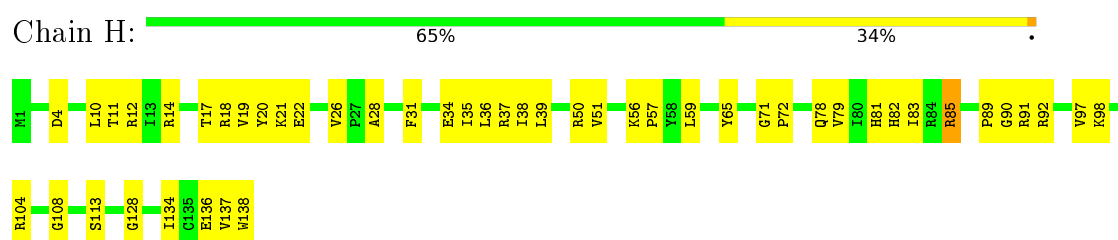
- Molecule 6: 30S ribosomal protein S6



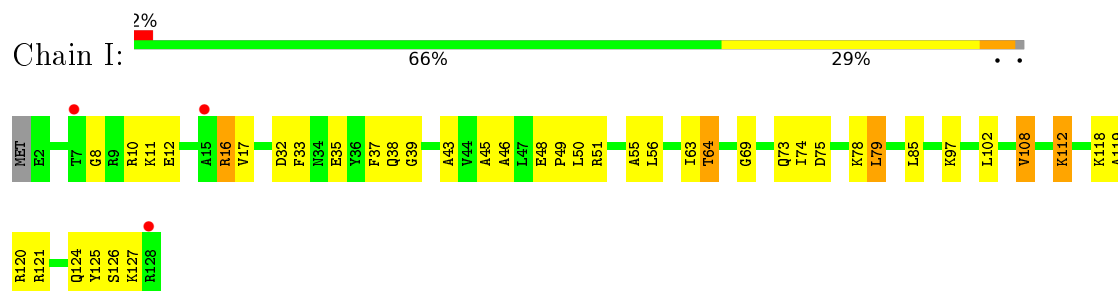
- Molecule 7: 30S ribosomal protein S7



- Molecule 8: 30S ribosomal protein S8

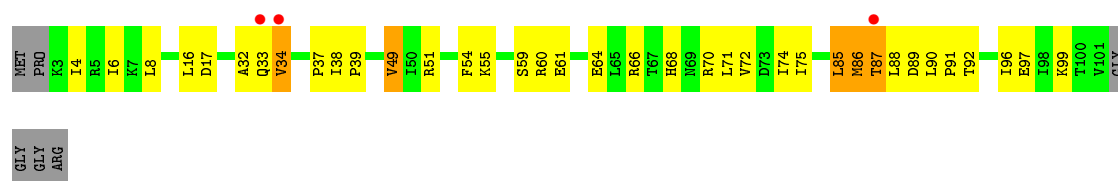


- Molecule 9: 30S ribosomal protein S9



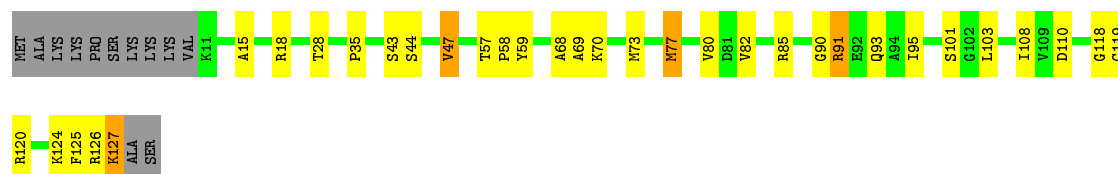
- Molecule 10: 30S ribosomal protein S10





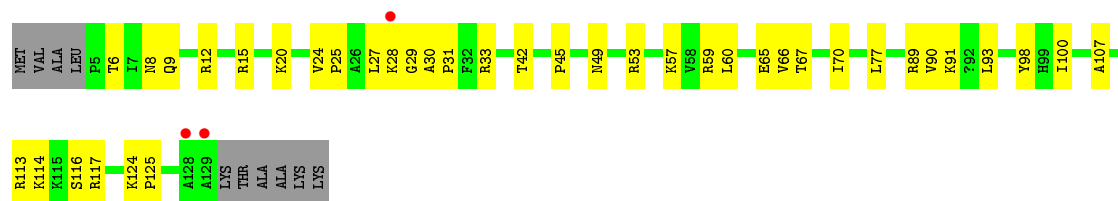
- Molecule 11: 30S ribosomal protein S11

Chain K: 65% 22% 9%



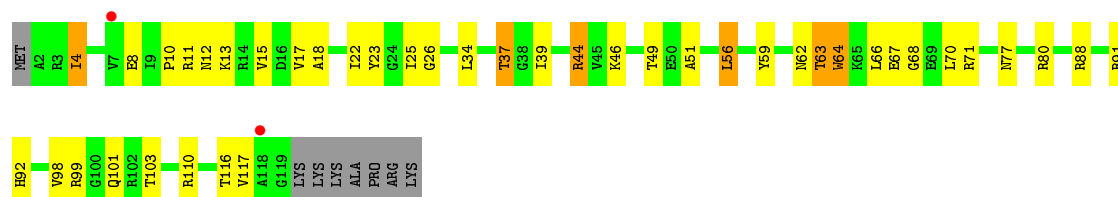
- Molecule 12: 30S ribosomal protein S12

Chain L: 64% 29% 7%



- Molecule 13: 30S ribosomal protein S13

Chain M: 60% 29% 5% 6%



- Molecule 14: 30S ribosomal protein S14 type Z

Chain N: 54% 41% 3% 2%

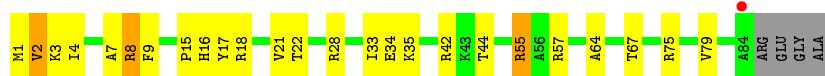


- Molecule 15: 30S ribosomal protein S15

Chain O: 63% 31% 6%



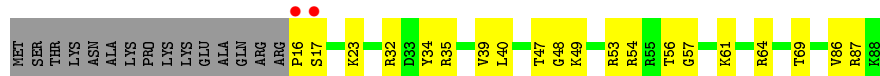
- Molecule 16: 30S ribosomal protein S16



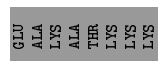
- Molecule 17: 30S ribosomal protein S17



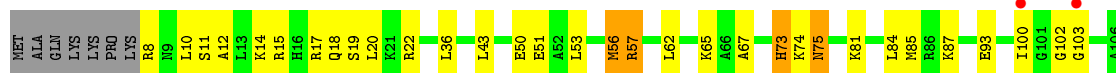
- Molecule 18: 30S ribosomal protein S18



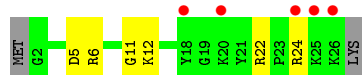
- Molecule 19: 30S ribosomal protein S19



- Molecule 20: 30S ribosomal protein S20



- Molecule 21: 30S ribosomal protein Thx





## 4 Data and refinement statistics

Property	Value	Source
Space group	P 41 21 2	Depositor
Cell constants a, b, c, $\alpha$ , $\beta$ , $\gamma$	401.30 Å 401.30 Å 176.40 Å 90.00° 90.00° 90.00°	Depositor
Resolution (Å)	52.84 – 3.40 52.83 – 2.97	Depositor EDS
% Data completeness (in resolution range)	100.0 (52.84-3.40) 78.1 (52.83-2.97)	Depositor EDS
$R_{merge}$	0.29	Depositor
$R_{sym}$	(Not available)	Depositor
$\langle I/\sigma(I) \rangle$ <sup>1</sup>	2.70 (at 2.96 Å)	Xtriage
Refinement program	PHENIX (phenix.refine: dev_1938)	Depositor
R, $R_{free}$	0.193 , 0.234 0.181 , (Not available)	Depositor DCC
$R_{free}$ test set	No test flags present.	DCC
Wilson B-factor (Å <sup>2</sup> )	55.5	Xtriage
Anisotropy	0.253	Xtriage
Bulk solvent $k_{sol}$ (e/Å <sup>3</sup> ), $B_{sol}$ (Å <sup>2</sup> )	0.26 , 78.8	EDS
L-test for twinning <sup>2</sup>	$\langle  L  \rangle = 0.45$ , $\langle L^2 \rangle = 0.28$	Xtriage
Estimated twinning fraction	No twinning to report.	Xtriage
$F_o, F_c$ correlation	0.91	EDS
Total number of atoms	52496	wwPDB-VP
Average B, all atoms (Å <sup>2</sup> )	105.0	wwPDB-VP

Xtriage's analysis on translational NCS is as follows: *The largest off-origin peak in the Patterson function is 1.23% of the height of the origin peak. No significant pseudotranslation is detected.*

<sup>1</sup>Intensities estimated from amplitudes.

<sup>2</sup>Theoretical values of  $\langle |L| \rangle$ ,  $\langle L^2 \rangle$  for acentric reflections are 0.5, 0.375 respectively for untwinned datasets, and 0.333, 0.2 for perfectly twinned datasets.

## 5 Model quality ⓘ

### 5.1 Standard geometry ⓘ

Bond lengths and bond angles in the following residue types are not validated in this section: ZN, MA6, G7M, MG, 0TD, PAR, 2MG, 5MC, UR3, 4OC, M2G, PSU

The Z score for a bond length (or angle) is the number of standard deviations the observed value is removed from the expected value. A bond length (or angle) with  $|Z| > 5$  is considered an outlier worth inspection. RMSZ is the root-mean-square of all Z scores of the bond lengths (or angles).

Mol	Chain	Bond lengths		Bond angles	
		RMSZ	# Z  >5	RMSZ	# Z  >5
1	A	0.38	0/36037	0.87	28/56239 (0.0%)
2	B	0.28	0/1931	0.48	0/2607
3	C	0.29	0/1637	0.47	0/2207
4	D	0.30	0/1733	0.48	0/2318
5	E	0.35	0/1163	0.56	1/1566 (0.1%)
6	F	0.28	0/856	0.46	0/1154
7	G	0.30	0/1276	0.46	0/1709
8	H	0.32	0/1136	0.50	0/1527
9	I	0.30	0/1029	0.52	0/1379
10	J	0.30	0/806	0.52	0/1084
11	K	0.31	0/888	0.54	0/1198
12	L	0.33	0/978	0.54	0/1308
13	M	0.28	0/947	0.46	0/1270
14	N	0.31	0/500	0.48	0/663
15	O	0.30	0/745	0.47	0/992
16	P	0.32	0/717	0.51	0/965
17	Q	0.33	0/851	0.54	0/1136
18	R	0.30	0/604	0.46	0/801
19	S	0.26	0/662	0.53	0/892
20	T	0.32	0/765	0.55	0/1007
21	U	0.24	0/213	0.44	0/279
All	All	0.36	0/55474	0.77	29/82301 (0.0%)

Chiral center outliers are detected by calculating the chiral volume of a chiral center and verifying if the center is modelled as a planar moiety or with the opposite hand. A planarity outlier is detected by checking planarity of atoms in a peptide group, atoms in a mainchain group or atoms of a sidechain that are expected to be planar.

Mol	Chain	#Chirality outliers	#Planarity outliers
2	B	0	1
8	H	0	1

*Continued on next page...*

*Continued from previous page...*

Mol	Chain	#Chirality outliers	#Planarity outliers
10	J	0	1
All	All	0	3

There are no bond length outliers.

All (29) bond angle outliers are listed below:

Mol	Chain	Res	Type	Atoms	Z	Observed(°)	Ideal(°)
1	A	204	U	C2-N1-C1'	8.33	127.70	117.70
1	A	328	C	C2-N1-C1'	6.69	126.16	118.80
1	A	204	U	N1-C2-O2	6.51	127.36	122.80
1	A	254	G	O5'-P-OP1	-6.43	99.91	105.70
1	A	204	U	N3-C2-O2	-6.37	117.74	122.20
5	E	12	LEU	CA-CB-CG	6.25	129.69	115.30
1	A	1128	C	C6-N1-C2	-6.20	117.82	120.30
1	A	328	C	N1-C2-O2	6.00	122.50	118.90
1	A	108	G	O4'-C1'-N9	5.90	112.92	108.20
1	A	1054	C	C2-N1-C1'	5.88	125.27	118.80
1	A	328	C	C6-N1-C2	-5.72	118.01	120.30
1	A	1301	U	P-O3'-C3'	5.71	126.55	119.70
1	A	812	C	P-O3'-C3'	5.62	126.44	119.70
1	A	328	C	N3-C2-O2	-5.37	118.14	121.90
1	A	328	C	P-O3'-C3'	5.36	126.13	119.70
1	A	6	G	C4-N9-C1'	5.34	133.44	126.50
1	A	913	A	P-O3'-C3'	5.25	126.00	119.70
1	A	117	G	N1-C6-O6	5.23	123.04	119.90
1	A	701	C	P-O3'-C3'	5.22	125.97	119.70
1	A	1190	G	P-O3'-C3'	5.19	125.92	119.70
1	A	204	U	C5-C6-N1	5.16	125.28	122.70
1	A	748	C	P-O3'-C3'	5.10	125.82	119.70
1	A	687	A	P-O3'-C3'	5.10	125.81	119.70
1	A	1065	U	P-O3'-C3'	5.09	125.81	119.70
1	A	108	G	C4-C5-N7	5.09	112.83	110.80
1	A	960	U	C2-N1-C1'	5.07	123.78	117.70
1	A	1064	G	N3-C4-N9	-5.07	122.96	126.00
1	A	204	U	C6-N1-C1'	-5.06	114.11	121.20
1	A	869	G	N3-C4-C5	5.01	131.11	128.60

There are no chirality outliers.

All (3) planarity outliers are listed below:

Mol	Chain	Res	Type	Group
2	B	14	GLY	Peptide
8	H	90	GLY	Peptide
10	J	87	THR	Peptide

## 5.2 Too-close contacts

In the following table, the Non-H and H(model) columns list the number of non-hydrogen atoms and hydrogen atoms in the chain respectively. The H(added) column lists the number of hydrogen atoms added and optimized by MolProbity. The Clashes column lists the number of clashes within the asymmetric unit, whereas Symm-Clashes lists symmetry related clashes.

Mol	Chain	Non-H	H(model)	H(added)	Clashes	Symm-Clashes
1	A	32504	0	16433	420	0
2	B	1896	0	1936	47	0
3	C	1613	0	1677	36	0
4	D	1703	0	1763	45	0
5	E	1147	0	1207	31	0
6	F	843	0	857	13	0
7	G	1257	0	1296	36	0
8	H	1116	0	1177	26	0
9	I	1010	0	1037	28	0
10	J	793	0	835	24	0
11	K	873	0	894	20	0
12	L	973	0	1058	22	0
13	M	937	0	995	27	0
14	N	491	0	524	21	0
15	O	734	0	771	23	0
16	P	701	0	720	12	0
17	Q	838	0	909	24	0
18	R	598	0	670	14	0
19	S	648	0	672	23	0
20	T	763	0	861	21	0
21	U	209	0	221	4	0
22	A	252	0	270	8	0
23	A	273	0	0	0	0
23	B	1	0	0	0	0
23	D	1	0	0	0	0
23	E	1	0	0	0	0
23	G	1	0	0	0	0
23	H	1	0	0	0	0
23	I	1	0	0	0	0
23	J	1	0	0	0	0
23	L	1	0	0	0	0

*Continued on next page...*

*Continued from previous page...*

Mol	Chain	Non-H	H(model)	H(added)	Clashes	Symm-Clashes
23	P	1	0	0	0	0
23	Q	1	0	0	0	0
23	S	3	0	0	0	0
23	T	1	0	0	0	0
24	D	1	0	0	0	0
24	N	1	0	0	0	0
25	A	293	0	0	1	0
25	D	2	0	0	0	0
25	E	5	0	0	0	0
25	H	2	0	0	0	0
25	K	1	0	0	0	0
25	L	1	0	0	0	0
25	N	1	0	0	0	0
25	O	1	0	0	0	0
25	Q	1	0	0	0	0
25	T	1	0	0	0	0
All	All	52496	0	36783	808	0

The all-atom clashscore is defined as the number of clashes found per 1000 atoms (including hydrogen atoms). The all-atom clashscore for this structure is 9.

All (808) close contacts within the same asymmetric unit are listed below, sorted by their clash magnitude.

Atom-1	Atom-2	Interatomic distance (Å)	Clash overlap (Å)
1:A:559:A:OP1	5:E:126:ARG:NH2	2.08	0.86
19:S:33:THR:HG22	19:S:35:SER:H	1.39	0.86
1:A:1502:A:H2	1:A:1505:G:H1	1.28	0.81
20:T:56:MET:HE1	20:T:85:MET:HA	1.63	0.79
11:K:58:PRO:HB3	11:K:93:GLN:HG3	1.66	0.78
1:A:975:A:H4'	1:A:976:G:H5''	1.65	0.78
13:M:10:PRO:HB2	13:M:18:ALA:HB1	1.67	0.77
1:A:542:G:OP1	4:D:10:ARG:NH2	2.19	0.76
1:A:427:U:OP1	4:D:13:ARG:NH2	2.17	0.76
9:I:16:ARG:HG3	9:I:64:THR:HG22	1.68	0.76
1:A:266:G:H5'	1:A:268:C:H41	1.51	0.75
1:A:1176:A:N6	1:A:1181:G:O6	2.19	0.75
1:A:1086:U:H3	1:A:1099:G:H22	1.33	0.75
11:K:91:ARG:NH2	11:K:110:ASP:OD2	2.20	0.74
11:K:15:ALA:HA	11:K:77:MET:HA	1.68	0.74
7:G:146:GLU:HA	7:G:149:ARG:HG2	1.70	0.74
19:S:50:ALA:HB1	19:S:57:HIS:HB3	1.68	0.74

*Continued on next page...*

*Continued from previous page...*

Atom-1	Atom-2	Interatomic distance (Å)	Clash overlap (Å)
14:N:24:CYS:HB3	14:N:29:ARG:H	1.54	0.73
1:A:1316:G:H4'	14:N:18:VAL:HG11	1.70	0.73
2:B:77:ALA:HB2	2:B:211:ILE:HD13	1.70	0.73
1:A:279:A:OP2	17:Q:95:TYR:OH	2.06	0.73
15:O:64:ARG:HH11	15:O:88:ARG:HH22	1.35	0.73
1:A:413:G:N2	1:A:429:U:OP2	2.19	0.72
6:F:39:LYS:HB3	6:F:64:GLN:HB3	1.72	0.72
16:P:57:ARG:NH1	16:P:79:VAL:O	2.23	0.72
1:A:201:C:H42	1:A:216:G:H1	1.36	0.71
1:A:677:U:H3	1:A:713:G:H22	1.39	0.71
16:P:15:PRO:HD2	16:P:42:ARG:HD2	1.72	0.71
1:A:522:C:H41	12:L:53:ARG:HH22	1.38	0.71
8:H:113:SER:HB2	8:H:134:ILE:HD11	1.73	0.70
17:Q:66:SER:O	17:Q:70:ARG:NH1	2.24	0.70
2:B:74:LYS:HD2	2:B:166:ASP:HB2	1.72	0.70
1:A:537:G:OP1	12:L:113:ARG:NH2	2.25	0.70
11:K:90:GLY:HA2	11:K:93:GLN:HB2	1.74	0.70
10:J:6:ILE:HB	10:J:72:VAL:HB	1.73	0.69
2:B:19:HIS:NE2	2:B:206:ASP:OD2	2.23	0.69
2:B:14:GLY:HA3	2:B:210:SER:HB2	1.73	0.69
1:A:1182:G:O2'	1:A:1183:A:OP2	2.08	0.69
1:A:1057:G:H5''	3:C:154:SER:HB2	1.75	0.68
1:A:1310:G:OP2	13:M:88:ARG:NH2	2.22	0.68
2:B:8:LYS:HA	2:B:11:LEU:HD13	1.75	0.68
3:C:150:LYS:HG3	3:C:169:ALA:HB2	1.76	0.68
1:A:235:C:H5'	17:Q:70:ARG:HG2	1.76	0.68
1:A:1003(A):G:H2'	1:A:1004:A:H4'	1.77	0.67
2:B:223:ILE:HD13	2:B:230:VAL:H	1.59	0.67
5:E:8:GLU:HG2	5:E:34:VAL:HG22	1.77	0.66
2:B:179:LYS:HA	8:H:72:PRO:HD3	1.77	0.66
12:L:77:LEU:HD21	12:L:107:ALA:HB2	1.79	0.66
13:M:11:ARG:HG3	13:M:12:ASN:HB2	1.78	0.65
1:A:538:G:H5''	12:L:114:LYS:HB2	1.78	0.65
4:D:49:ARG:HD2	4:D:49:ARG:H	1.62	0.65
1:A:975:A:H5'	1:A:975:A:H8	1.60	0.65
6:F:25:ILE:HG21	6:F:82:ARG:HD2	1.78	0.65
1:A:1030:C:N3	1:A:1031:G:N2	2.42	0.65
9:I:10:ARG:NH1	9:I:75:ASP:OD2	2.30	0.64
1:A:15:G:O2'	5:E:24:ARG:NH1	2.31	0.64
1:A:1391:U:H2'	1:A:1392:G:C8	2.32	0.64
1:A:1189:C:OP1	10:J:51:ARG:NH2	2.28	0.64

*Continued on next page...*

*Continued from previous page...*

Atom-1	Atom-2	Interatomic distance (Å)	Clash overlap (Å)
1:A:835:U:OP1	18:R:64:ARG:NH2	2.31	0.64
1:A:603:U:H2'	1:A:604:G:H8	1.62	0.64
4:D:64:LEU:HG	4:D:198:VAL:HG11	1.77	0.64
1:A:1510:U:H2'	1:A:1511:G:C8	2.33	0.64
9:I:32:ASP:HB3	9:I:35:GLU:HB2	1.80	0.64
1:A:1206:G:OP1	3:C:190:ARG:NH2	2.31	0.63
1:A:1256:A:H5'	1:A:1258:G:H1'	1.80	0.63
1:A:664:G:H22	1:A:741:G:H1	1.46	0.63
1:A:976:G:H5'	1:A:1358:U:O2'	1.97	0.63
1:A:578:C:O2'	1:A:728:A:N3	2.28	0.63
1:A:1360:A:OP2	14:N:35:ARG:NH2	2.32	0.63
19:S:31:ILE:HG22	19:S:49:ILE:HA	1.80	0.63
1:A:1132:C:H2'	1:A:1133:G:H8	1.64	0.63
1:A:501:C:H2'	1:A:502:G:H8	1.62	0.63
10:J:85:LEU:HD13	10:J:86:MET:H	1.64	0.63
7:G:15:ASP:OD1	7:G:44:TYR:OH	2.16	0.62
1:A:1003(A):G:N2	1:A:1038:C:O2	2.32	0.62
1:A:1127:G:H1	1:A:1145:C:N4	1.97	0.62
1:A:246:A:N1	1:A:278:G:O2'	2.32	0.62
1:A:974:A:OP2	14:N:29:ARG:NH2	2.33	0.62
17:Q:63:ARG:HG2	17:Q:64:PRO:HD2	1.81	0.62
5:E:110:LEU:HD13	5:E:118:ILE:HG21	1.81	0.62
9:I:46:ALA:HB2	9:I:74:ILE:HG23	1.81	0.62
4:D:20:TYR:HD1	4:D:26:CYS:HB3	1.65	0.62
20:T:75:ASN:OD1	20:T:75:ASN:N	2.31	0.62
1:A:670:G:OP2	22:A:1606:PAR:N24	2.33	0.62
1:A:501:C:H2'	1:A:502:G:C8	2.34	0.62
1:A:765:G:N2	1:A:813:U:OP2	2.32	0.61
1:A:603:U:H2'	1:A:604:G:C8	2.35	0.61
19:S:13:ASP:HA	19:S:16:LEU:HB3	1.82	0.61
16:P:18:ARG:HD3	16:P:35:LYS:HD2	1.81	0.61
6:F:22:GLU:OE1	6:F:82:ARG:NH1	2.34	0.61
1:A:939:G:H5''	7:G:102:ARG:NH2	2.16	0.61
6:F:100:ASN:ND2	18:R:23:LYS:O	2.34	0.60
14:N:12:ARG:H	14:N:12:ARG:HD2	1.66	0.60
4:D:102:ASP:OD1	4:D:103:ASN:N	2.34	0.60
22:A:1601:PAR:H532	22:A:1601:PAR:HN61	1.65	0.60
1:A:1327:C:H5	21:U:6:ARG:HH12	1.48	0.60
1:A:372:C:H4'	1:A:373:A:O5'	2.02	0.60
9:I:49:PRO:HD3	9:I:78:LYS:HG3	1.84	0.60
1:A:946:A:H2'	1:A:947:G:C8	2.37	0.60

*Continued on next page...*

*Continued from previous page...*

Atom-1	Atom-2	Interatomic distance (Å)	Clash overlap (Å)
1:A:1352:C:N4	25:A:1901:HOH:O	2.34	0.60
1:A:652:U:O4	1:A:752:G:O2'	2.14	0.60
3:C:91:LEU:HG	3:C:99:VAL:HG21	1.84	0.60
1:A:716:A:H1'	11:K:118:GLY:HA2	1.83	0.59
1:A:1124:G:H2'	1:A:1145:C:H5	1.66	0.59
1:A:1049:U:H4'	1:A:1050:G:O5'	2.02	0.59
13:M:77:ASN:OD1	13:M:80:ARG:NH2	2.35	0.59
4:D:23:GLY:HA3	4:D:112:VAL:HG22	1.83	0.59
1:A:630:G:H5'	1:A:631:G:OP2	2.03	0.59
2:B:79:ASP:HB3	2:B:238:LEU:HD13	1.84	0.59
9:I:51:ARG:HA	9:I:56:LEU:HD11	1.85	0.59
11:K:18:ARG:NH1	11:K:35:PRO:O	2.35	0.59
4:D:98:GLU:HG2	4:D:189:PRO:HG2	1.84	0.58
14:N:27:CYS:SG	14:N:29:ARG:HB2	2.42	0.58
1:A:6:G:H4'	1:A:298:A:H4'	1.85	0.58
14:N:26:ARG:HD3	14:N:43:CYS:HB3	1.85	0.58
8:H:108:GLY:HA3	8:H:138:TRP:HB3	1.86	0.58
3:C:155:GLY:HA3	3:C:163:ALA:HB1	1.85	0.58
4:D:24:GLU:HG2	4:D:25:ARG:H	1.68	0.58
5:E:140:ARG:O	5:E:143:ARG:NH2	2.37	0.58
7:G:113:GLU:HG2	7:G:119:ARG:HG3	1.85	0.58
9:I:118:LYS:O	9:I:120:ARG:N	2.30	0.58
18:R:17:SER:OG	18:R:54:ARG:O	2.17	0.58
1:A:1367:C:H5'	10:J:60:ARG:NH1	2.18	0.58
12:L:27:LEU:O	12:L:29:GLY:N	2.37	0.58
1:A:1270:C:H2'	1:A:1271:G:C8	2.39	0.57
19:S:33:THR:HG22	19:S:35:SER:N	2.15	0.57
1:A:673:G:H2'	1:A:674:G:C8	2.39	0.57
7:G:111:ARG:NH2	7:G:126:ASP:OD2	2.37	0.57
1:A:1148:U:H2'	1:A:1149:C:O4'	2.04	0.57
7:G:46:ALA:O	7:G:50:ILE:HG12	2.05	0.57
1:A:1028:C:H42	1:A:1033:G:H1	1.53	0.57
9:I:56:LEU:H	9:I:56:LEU:HD12	1.70	0.57
1:A:570:G:H1'	1:A:820:U:C4	2.39	0.57
10:J:97:GLU:OE1	10:J:99:LYS:NZ	2.36	0.57
18:R:47:THR:HG22	18:R:48:GLY:H	1.69	0.57
1:A:1011:G:N2	1:A:1018:C:O2	2.37	0.57
1:A:1266:G:N2	1:A:1269:A:OP2	2.30	0.57
1:A:1001:A:H2'	1:A:1002:G:C8	2.39	0.57
2:B:97:TRP:HZ2	2:B:102:LEU:HD13	1.70	0.57
1:A:269:C:H2'	1:A:270:A:C8	2.40	0.56

*Continued on next page...*



*Continued from previous page...*

Atom-1	Atom-2	Interatomic distance (Å)	Clash overlap (Å)
2:B:84:GLU:OE2	2:B:233:SER:OG	2.19	0.56
7:G:140:ASP:OD1	7:G:143:ARG:NH2	2.38	0.56
1:A:1499:A:H1'	1:A:1520:G:H5'	1.88	0.56
2:B:122:PHE:HD1	2:B:127:ILE:HG12	1.70	0.56
1:A:619:U:N3	4:D:134:ASP:OD1	2.24	0.56
19:S:41:VAL:HG23	19:S:43:GLU:HG2	1.88	0.56
13:M:64:TRP:HE3	13:M:66:LEU:HD21	1.70	0.56
1:A:299:G:H2'	1:A:300:A:C8	2.41	0.56
1:A:407:G:OP1	4:D:115:ARG:NH2	2.38	0.56
7:G:72:ARG:NH2	7:G:142:GLU:OE2	2.34	0.56
8:H:89:PRO:HA	8:H:92:ARG:NH1	2.21	0.56
10:J:49:VAL:HG23	14:N:41:ARG:HB2	1.87	0.56
1:A:1001:A:H2'	1:A:1002:G:H8	1.71	0.56
1:A:316:G:OP2	1:A:351:G:O2'	2.23	0.56
4:D:68:TYR:OH	4:D:98:GLU:OE1	2.18	0.56
10:J:33:GLN:HB2	10:J:75:ILE:HD11	1.88	0.56
7:G:51:GLN:C	7:G:53:LYS:H	2.09	0.55
1:A:517:G:N1	1:A:533:A:OP2	2.25	0.55
7:G:122:HIS:HA	7:G:125:MET:HE2	1.88	0.55
7:G:15:ASP:HB3	7:G:20:ASP:H	1.70	0.55
8:H:83:ILE:HG13	8:H:137:VAL:HG22	1.89	0.55
20:T:67:ALA:O	20:T:73:HIS:ND1	2.33	0.55
1:A:1192:C:OP2	3:C:4:LYS:NZ	2.40	0.55
7:G:15:ASP:N	7:G:20:ASP:O	2.38	0.55
9:I:8:GLY:HA2	9:I:79:LEU:HD13	1.87	0.55
1:A:1371:G:O3'	9:I:69:GLY:HA3	2.07	0.55
1:A:821:G:N7	22:A:1602:PAR:H641	2.22	0.54
1:A:1057:G:H5''	3:C:154:SER:CB	2.36	0.54
4:D:62:GLN:OE1	4:D:65:ARG:NH1	2.40	0.54
1:A:1305:G:N2	1:A:1331:G:H1'	2.22	0.54
1:A:782:A:OP1	1:A:1521:G:N2	2.38	0.54
10:J:8:LEU:HB2	10:J:70:ARG:HB2	1.89	0.54
1:A:1291:G:OP1	7:G:37:ASN:ND2	2.41	0.54
1:A:736:C:H2'	1:A:737:A:C8	2.42	0.54
15:O:39:LEU:HD13	15:O:56:LEU:HB2	1.88	0.54
1:A:653:A:OP1	8:H:56:LYS:NZ	2.31	0.54
13:M:101:GLN:OE1	13:M:101:GLN:N	2.38	0.54
1:A:1502:A:H2	1:A:1505:G:N1	2.01	0.54
1:A:447:G:O6	1:A:485:G:O2'	2.24	0.54
5:E:102:ALA:HB1	5:E:106:PRO:HG2	1.90	0.54
5:E:80:ILE:HD13	5:E:91:LEU:HB2	1.89	0.54

*Continued on next page...*

*Continued from previous page...*

Atom-1	Atom-2	Interatomic distance (Å)	Clash overlap (Å)
17:Q:6:LEU:HD13	17:Q:23:VAL:HG11	1.90	0.54
1:A:1022:G:H2'	1:A:1023:G:H8	1.72	0.54
4:D:150:GLU:HA	4:D:153:ARG:HG3	1.90	0.54
1:A:1103:C:OP1	2:B:96:ARG:NH1	2.40	0.54
8:H:97:VAL:HG21	8:H:128:GLY:HA2	1.90	0.54
8:H:19:VAL:HG23	8:H:21:LYS:HD3	1.90	0.54
13:M:92:HIS:CD2	13:M:98:VAL:HG11	2.43	0.54
1:A:1013:G:N2	1:A:1016:A:OP2	2.39	0.54
1:A:355:C:H5'	1:A:389:A:OP2	2.07	0.54
1:A:689:C:H2'	1:A:690:G:O4'	2.08	0.53
3:C:130:VAL:HG12	3:C:134:ILE:HD11	1.90	0.53
6:F:43:LEU:HD12	6:F:60:PHE:HB3	1.90	0.53
13:M:91:ARG:HB2	13:M:98:VAL:HG12	1.89	0.53
1:A:1342:C:O2'	9:I:124:GLN:HB2	2.08	0.53
2:B:193:ASP:HB3	2:B:196:LEU:HD12	1.90	0.53
1:A:1343:G:H2'	1:A:1344:C:C6	2.43	0.53
7:G:108:ALA:O	7:G:119:ARG:HG2	2.07	0.53
1:A:1030:C:H42	1:A:1031:G:H1	1.56	0.53
1:A:971:G:N2	1:A:1363:A:OP2	2.38	0.53
1:A:928:G:O2'	1:A:1533:C:OP1	2.25	0.53
5:E:79:GLU:O	8:H:104:ARG:NH1	2.41	0.53
6:F:23:LYS:O	6:F:27:GLN:HG2	2.09	0.53
1:A:1292:U:OP2	7:G:41:ARG:NH2	2.42	0.53
18:R:32:ARG:HA	18:R:69:THR:HG21	1.91	0.53
1:A:779:C:H2'	1:A:780:A:O4'	2.09	0.53
4:D:28:SER:O	4:D:30:LYS:N	2.38	0.53
3:C:3:ASN:N	3:C:3:ASN:OD1	2.42	0.53
12:L:57:LYS:HG2	12:L:67:THR:HG22	1.90	0.53
1:A:1129:C:N4	1:A:1134:G:N7	2.56	0.53
6:F:10:LEU:HB2	6:F:59:TYR:HB3	1.90	0.53
13:M:63:THR:HG23	13:M:64:TRP:H	1.73	0.53
1:A:1124:G:H2'	1:A:1145:C:C5	2.44	0.52
20:T:67:ALA:HA	20:T:73:HIS:H	1.73	0.52
1:A:1256:A:H4'	1:A:1257:U:O5'	2.08	0.52
1:A:1427:U:H2'	1:A:1428:A:C8	2.44	0.52
1:A:401:C:H2'	1:A:402:G:C8	2.45	0.52
1:A:1399:C:H4'	1:A:1400:5MC:H5''	1.90	0.52
1:A:383:A:C5	1:A:384:G:H1'	2.45	0.52
4:D:148:VAL:HG11	4:D:158:ILE:HG21	1.92	0.52
17:Q:43:LEU:HD12	17:Q:68:ARG:HG2	1.91	0.52
1:A:81:U:H2'	1:A:83:U:OP2	2.09	0.52

*Continued on next page...*

*Continued from previous page...*

Atom-1	Atom-2	Interatomic distance (Å)	Clash overlap (Å)
1:A:911:U:H2'	1:A:912:C:C6	2.45	0.52
2:B:73:THR:HG23	2:B:95:GLN:O	2.10	0.52
5:E:97:GLY:N	5:E:117:ASP:OD2	2.43	0.52
1:A:279:A:H5''	1:A:281:G:O4'	2.09	0.52
1:A:359:U:H2'	1:A:360:A:C8	2.44	0.52
5:E:36:ASP:OD2	5:E:38:GLN:HB2	2.10	0.52
7:G:79:ARG:HD3	7:G:82:GLY:H	1.74	0.52
1:A:580:U:H2'	1:A:581:G:O4'	2.10	0.52
1:A:857:C:H2'	1:A:858:G:O4'	2.10	0.52
1:A:939:G:H2'	1:A:940:C:C6	2.45	0.52
3:C:189:ALA:HB3	3:C:196:LEU:HB2	1.90	0.52
1:A:406:G:H21	4:D:119:GLN:HE22	1.57	0.52
1:A:7:G:H5'	1:A:298:A:O4'	2.10	0.51
3:C:5:ILE:HD13	3:C:10:PHE:HB2	1.90	0.51
1:A:1347:G:N2	1:A:1374:A:OP2	2.39	0.51
4:D:31:CYS:C	4:D:33:MET:H	2.11	0.51
14:N:21:TYR:HE2	14:N:23:ARG:HH21	1.57	0.51
1:A:1516:G:N2	1:A:1519:MA6:OP2	2.36	0.51
1:A:614:A:H2'	1:A:615:C:C6	2.46	0.51
5:E:151:LEU:HB3	8:H:79:VAL:HG22	1.91	0.51
1:A:216:G:O2'	1:A:217:C:O4'	2.28	0.51
1:A:262:A:C6	1:A:263:A:C6	2.98	0.51
1:A:662:G:H2'	1:A:663:A:C8	2.46	0.51
16:P:42:ARG:HB2	16:P:44:THR:HG23	1.92	0.51
1:A:1112:C:C2	3:C:178:LEU:HB2	2.45	0.51
1:A:591:U:H2'	1:A:592:G:C8	2.46	0.51
2:B:93:VAL:HG11	2:B:97:TRP:CD1	2.44	0.51
20:T:81:LYS:O	20:T:85:MET:HG3	2.10	0.51
1:A:435:C:H2'	1:A:436:C:C6	2.46	0.51
2:B:88:ALA:HB2	2:B:219:VAL:HG13	1.93	0.51
8:H:97:VAL:HG13	8:H:98:LYS:HD2	1.93	0.51
1:A:148:G:H2'	1:A:149:A:C8	2.46	0.51
1:A:47:C:OP1	22:A:1603:PAR:N32	2.43	0.51
9:I:37:PHE:O	9:I:38:GLN:HG3	2.11	0.51
14:N:16:PHE:HD2	14:N:19:ARG:HD2	1.76	0.51
4:D:121:VAL:HG11	4:D:136:PRO:HA	1.93	0.51
11:K:43:SER:HB3	11:K:68:ALA:HB2	1.93	0.51
1:A:191:G:N2	20:T:103:GLY:O	2.30	0.51
1:A:371:G:O2'	1:A:372:C:H5'	2.11	0.51
1:A:517:G:N2	1:A:530:G:OP1	2.42	0.51
8:H:10:LEU:HD22	8:H:83:ILE:HD11	1.93	0.51

*Continued on next page...*

*Continued from previous page...*

Atom-1	Atom-2	Interatomic distance (Å)	Clash overlap (Å)
13:M:49:THR:HG22	13:M:51:ALA:H	1.76	0.51
17:Q:58:GLU:HG3	17:Q:77:VAL:HG22	1.93	0.51
3:C:157:ILE:HD13	3:C:166:GLU:HG2	1.93	0.50
1:A:401:C:H2'	1:A:402:G:H8	1.76	0.50
1:A:99:C:H2'	1:A:101:A:C8	2.46	0.50
2:B:28:PHE:CD2	2:B:190:THR:HA	2.46	0.50
4:D:57:ARG:HB3	4:D:206:PHE:HB2	1.93	0.50
11:K:57:THR:HG22	11:K:59:TYR:H	1.76	0.50
1:A:501:C:OP1	12:L:117:ARG:NH2	2.44	0.50
1:A:192:U:H4'	20:T:57:ARG:HD2	1.92	0.50
1:A:1218:C:H2'	1:A:1219:U:C6	2.46	0.50
1:A:452:A:HO2'	1:A:453:A:H8	1.57	0.50
1:A:487:A:H2'	1:A:488:C:O4'	2.12	0.50
16:P:22:THR:HA	16:P:33:ILE:HG13	1.94	0.50
2:B:93:VAL:HG11	2:B:97:TRP:HD1	1.74	0.50
16:P:34:GLU:OE1	16:P:55:ARG:NH1	2.43	0.50
1:A:1074:G:O2'	1:A:1101:A:N1	2.41	0.50
1:A:966:M2G:HM22	1:A:967:5MC:H1'	1.91	0.50
11:K:91:ARG:O	11:K:95:ILE:HG13	2.12	0.50
1:A:1101:A:H4'	1:A:1102:A:O5'	2.11	0.50
1:A:129:U:O3'	1:A:129(A):G:H3'	2.12	0.50
1:A:1412:C:H2'	1:A:1413:A:C8	2.47	0.50
1:A:1333:A:H2'	1:A:1334:G:O4'	2.12	0.50
1:A:1338:G:H2'	1:A:1339:A:C8	2.47	0.50
1:A:1356:G:H2'	1:A:1357:A:C8	2.46	0.50
1:A:201:C:N4	1:A:216:G:H1	2.08	0.50
1:A:627:G:H2'	1:A:628:G:C8	2.47	0.50
4:D:24:GLU:C	4:D:26:CYS:H	2.15	0.50
5:E:107:ARG:O	5:E:111:GLU:HB2	2.11	0.50
1:A:1329:A:H5''	13:M:26:GLY:H	1.76	0.50
1:A:1070:U:OP1	5:E:18:ARG:NH2	2.45	0.50
1:A:1207:2MG:HM23	1:A:1208:C:H1'	1.94	0.50
1:A:560:U:H5'	1:A:566:G:C2	2.46	0.50
2:B:24:TRP:HB2	2:B:190:THR:HG22	1.93	0.50
11:K:73:MET:HG2	11:K:103:LEU:HD21	1.94	0.50
12:L:89:ARG:NH2	12:L:91:LYS:HD2	2.27	0.50
5:E:43:LEU:O	5:E:62:ALA:HA	2.12	0.49
1:A:107:G:N7	20:T:15:ARG:NH2	2.55	0.49
1:A:1239:A:C4	1:A:1298:C:N4	2.80	0.49
1:A:1402:4OC:H2'	1:A:1403:C:O4'	2.12	0.49
1:A:1402:4OC:HM22	1:A:1403:C:H5'	1.94	0.49

*Continued on next page...*

*Continued from previous page...*

Atom-1	Atom-2	Interatomic distance (Å)	Clash overlap (Å)
1:A:45:U:H2'	1:A:46:G:C8	2.47	0.49
3:C:126:ARG:CZ	3:C:128:PHE:HB2	2.42	0.49
1:A:148:G:H2'	1:A:149:A:H8	1.76	0.49
5:E:11:ILE:HG22	5:E:12:LEU:HB3	1.94	0.49
1:A:266:G:H5''	1:A:267:C:H5	1.77	0.49
5:E:80:ILE:HD11	5:E:138:ALA:HB1	1.94	0.49
1:A:943:U:H1'	9:I:124:GLN:HE22	1.77	0.49
1:A:1097:C:H2'	1:A:1098:C:C6	2.47	0.49
2:B:33:TYR:HB3	2:B:41:ILE:HG22	1.95	0.49
4:D:103:ASN:O	4:D:107:ARG:HB2	2.12	0.49
3:C:156:ARG:H	3:C:163:ALA:HA	1.76	0.49
10:J:51:ARG:HD2	10:J:59:SER:HB2	1.95	0.49
19:S:11:VAL:HG22	19:S:39:THR:HB	1.95	0.49
1:A:1301:U:O2'	1:A:1302:U:O5'	2.29	0.49
1:A:975:A:H5'	1:A:975:A:C8	2.43	0.49
1:A:932:C:H5''	7:G:3:ARG:HG2	1.94	0.49
1:A:738:C:H5''	6:F:69:GLU:HB3	1.94	0.49
1:A:646:U:H2'	1:A:647:C:C6	2.48	0.48
1:A:743:U:H2'	1:A:744:C:C6	2.48	0.48
10:J:17:ASP:OD1	10:J:70:ARG:NH1	2.45	0.48
12:L:24:VAL:HG13	12:L:98:TYR:HE1	1.78	0.48
1:A:1029:C:N3	1:A:1033:G:N2	2.60	0.48
8:H:34:GLU:OE2	8:H:37:ARG:NH1	2.46	0.48
9:I:45:ALA:O	9:I:78:LYS:HD3	2.13	0.48
1:A:1261:A:OP1	21:U:24:ARG:NH2	2.46	0.48
1:A:1347:G:H22	1:A:1374:A:P	2.35	0.48
1:A:413:G:N2	1:A:428:G:H1'	2.27	0.48
1:A:587:G:O2'	1:A:588:G:OP2	2.24	0.48
1:A:80:G:H2'	1:A:81:U:H5'	1.95	0.48
1:A:1236:A:H4'	1:A:1304:G:H4'	1.95	0.48
5:E:12:LEU:HD22	5:E:13:ILE:N	2.28	0.48
7:G:145:ALA:O	7:G:146:GLU:HB3	2.13	0.48
10:J:54:PHE:HD1	10:J:55:LYS:HG2	1.78	0.48
20:T:50:GLU:HG3	20:T:100:ILE:HB	1.94	0.48
1:A:1132:C:H2'	1:A:1133:G:C8	2.46	0.48
1:A:376:G:H2'	1:A:377:G:H8	1.77	0.48
1:A:563:A:H2'	1:A:567:G:C8	2.49	0.48
1:A:997:U:H2'	1:A:998:G:O4'	2.14	0.48
19:S:20:LEU:HA	19:S:23:ASN:HB2	1.96	0.48
1:A:994:A:N1	1:A:1047:G:H4'	2.29	0.48
4:D:64:LEU:HD23	4:D:198:VAL:HG21	1.96	0.48

*Continued on next page...*

*Continued from previous page...*

Atom-1	Atom-2	Interatomic distance (Å)	Clash overlap (Å)
1:A:21:G:H2'	1:A:22:G:C8	2.49	0.48
1:A:62:U:O2'	1:A:379:C:O2	2.26	0.48
1:A:436:C:H2'	1:A:437:U:C6	2.49	0.48
1:A:900:A:H2'	1:A:901:A:C8	2.48	0.48
1:A:1136:U:H5''	1:A:1137:C:OP2	2.13	0.48
1:A:335:C:H2'	1:A:336:C:C6	2.49	0.48
8:H:36:LEU:HD12	8:H:59:LEU:HD13	1.96	0.48
13:M:4:ILE:HD11	13:M:56:LEU:HB3	1.95	0.48
15:O:26:GLU:HA	15:O:81:LEU:HD11	1.96	0.48
1:A:1249:C:O2'	9:I:73:GLN:NE2	2.46	0.48
1:A:738:C:OP1	6:F:2:ARG:NH1	2.47	0.48
1:A:325:A:H2'	1:A:326:G:O4'	2.13	0.47
1:A:967:5MC:H2'	1:A:968:A:N7	2.29	0.47
20:T:10:LEU:HG	20:T:12:ALA:H	1.79	0.47
1:A:1241:G:H2'	1:A:1242:C:C6	2.49	0.47
13:M:22:ILE:HB	13:M:25:ILE:HB	1.96	0.47
7:G:150:ALA:HB1	11:K:57:THR:HG21	1.97	0.47
12:L:24:VAL:HG13	12:L:98:TYR:CE1	2.49	0.47
1:A:1392:G:N2	1:A:1502:A:H8	2.12	0.47
1:A:591:U:H2'	1:A:592:G:H8	1.79	0.47
2:B:47:THR:HA	2:B:202:PRO:HG2	1.96	0.47
7:G:15:ASP:HB2	7:G:23:VAL:HB	1.96	0.47
14:N:5:ALA:O	14:N:8:GLU:HB3	2.14	0.47
1:A:204:U:H5'	1:A:216:G:C4	2.50	0.47
1:A:551:U:H2'	1:A:552:U:C6	2.50	0.47
3:C:130:VAL:HG21	3:C:157:ILE:HG23	1.96	0.47
1:A:1060:C:H2'	1:A:1061:G:H8	1.79	0.47
1:A:1315:U:H2'	1:A:1316:G:O4'	2.15	0.47
7:G:5:ARG:HH22	7:G:8:GLU:CD	2.16	0.47
1:A:130:A:C8	17:Q:63:ARG:HG3	2.49	0.47
1:A:1069:C:O2'	1:A:1192:C:H1'	2.15	0.47
22:A:1604:PAR:O53	22:A:1604:PAR:N21	2.48	0.47
1:A:165:C:H2'	1:A:166:G:C8	2.50	0.47
1:A:144:G:H1	1:A:178:C:H42	1.63	0.47
3:C:12:LEU:HD23	3:C:12:LEU:HA	1.74	0.47
3:C:43:LEU:HD12	3:C:47:LEU:HD22	1.96	0.47
5:E:137:GLU:OE2	5:E:140:ARG:HD2	2.15	0.47
3:C:12:LEU:HD11	14:N:51:GLY:HA2	1.96	0.47
1:A:1479:C:H2'	1:A:1480:G:H8	1.80	0.47
22:A:1603:PAR:H11	22:A:1603:PAR:O52	2.15	0.47
1:A:192:U:H1'	20:T:103:GLY:HA2	1.96	0.47

*Continued on next page...*

*Continued from previous page...*

Atom-1	Atom-2	Interatomic distance (Å)	Clash overlap (Å)
1:A:660:G:OP2	15:O:5:LYS:HE2	2.15	0.47
1:A:918:A:H2'	1:A:919:A:C8	2.49	0.47
2:B:98:LEU:HB2	2:B:101:MET:HG3	1.96	0.47
2:B:189:ASP:O	2:B:192:SER:OG	2.31	0.47
1:A:130:A:H1'	1:A:263:A:O2'	2.14	0.47
10:J:90:LEU:N	10:J:91:PRO:HD2	2.30	0.47
13:M:91:ARG:HH22	13:M:103:THR:HG21	1.80	0.47
1:A:826:C:H4'	8:H:12:ARG:HG2	1.97	0.46
4:D:112:VAL:HG12	4:D:116:GLN:OE1	2.15	0.46
15:O:21:ASP:OD2	15:O:24:SER:OG	2.26	0.46
15:O:3:ILE:HD13	15:O:34:LEU:HD13	1.97	0.46
1:A:1167:A:H8	1:A:1167:A:OP1	1.98	0.46
1:A:954:G:H21	1:A:1227:A:H62	1.63	0.46
3:C:58:GLU:HB3	10:J:92:THR:HG21	1.97	0.46
15:O:29:VAL:HG11	15:O:67:LEU:HD21	1.96	0.46
2:B:223:ILE:HG13	2:B:223:ILE:H	1.54	0.46
15:O:78:TYR:CZ	15:O:82:ILE:HD11	2.51	0.46
1:A:1314:C:C5	19:S:6:LYS:HE2	2.50	0.46
20:T:18:GLN:O	20:T:22:ARG:HG3	2.16	0.46
1:A:1347:G:N1	1:A:1374:A:OP2	2.45	0.46
1:A:1432:G:O2'	1:A:1468:A:N6	2.48	0.46
2:B:115:LEU:HD11	2:B:146:GLN:HG3	1.96	0.46
4:D:98:GLU:OE2	4:D:103:ASN:ND2	2.32	0.46
1:A:1277:C:O2'	1:A:1279:A:H8	1.99	0.46
1:A:1385:G:H2'	1:A:1386:G:O4'	2.15	0.46
1:A:1028:C:N4	1:A:1033:G:H1	2.12	0.46
1:A:1268:A:N3	1:A:1326:C:O2'	2.45	0.46
12:L:90:VAL:HB	12:L:93:LEU:HB2	1.96	0.46
13:M:67:GLU:HB3	13:M:68:GLY:H	1.47	0.46
7:G:111:ARG:HB2	7:G:119:ARG:HG2	1.98	0.46
8:H:28:ALA:HB3	8:H:57:PRO:HB2	1.97	0.46
12:L:70:ILE:HG12	12:L:100:ILE:HD12	1.98	0.46
1:A:560:U:H5'	1:A:566:G:N2	2.31	0.46
15:O:56:LEU:O	15:O:60:VAL:HG23	2.14	0.46
19:S:11:VAL:HG13	19:S:38:SER:HB3	1.97	0.46
1:A:631:G:O3'	1:A:632:A:H8	1.98	0.46
1:A:811:C:H4'	1:A:900:A:N6	2.31	0.46
1:A:949:A:OP1	13:M:101:GLN:HB3	2.15	0.46
1:A:405:U:OP2	4:D:3:ARG:HD3	2.16	0.46
1:A:757:U:H2'	1:A:758:G:O4'	2.16	0.46
1:A:833:U:H2'	1:A:834:C:C6	2.50	0.46

*Continued on next page...*

*Continued from previous page...*

Atom-1	Atom-2	Interatomic distance (Å)	Clash overlap (Å)
1:A:875:C:O2'	8:H:14:ARG:NH1	2.46	0.46
2:B:87:ARG:CZ	2:B:233:SER:HB2	2.46	0.46
3:C:67:THR:HA	3:C:102:ASN:HB2	1.97	0.46
7:G:71:PRO:HG3	7:G:103:TRP:CH2	2.51	0.46
7:G:113:GLU:O	7:G:119:ARG:HD3	2.16	0.46
1:A:337:C:H2'	1:A:338:A:C8	2.51	0.45
1:A:636:U:H5'	17:Q:2:PRO:HG3	1.97	0.45
19:S:36:ARG:HH21	19:S:53:ASN:HA	1.81	0.45
1:A:1232:U:H2'	1:A:1233:G:O4'	2.15	0.45
1:A:1399:C:C2	1:A:1502:A:N6	2.84	0.45
1:A:1518:MA6:H8	1:A:1518:MA6:O5'	2.15	0.45
1:A:134:A:H1'	1:A:325:A:C5	2.51	0.45
1:A:820:U:H4'	1:A:821:G:OP2	2.17	0.45
1:A:562:C:H1'	12:L:15:ARG:HB3	1.98	0.45
4:D:30:LYS:HA	4:D:35:ARG:HH11	1.82	0.45
1:A:1495:U:H2'	1:A:1496:C:C6	2.52	0.45
1:A:52:G:O6	22:A:1603:PAR:O44	2.22	0.45
1:A:916:G:H2'	1:A:917:G:H8	1.81	0.45
1:A:996:A:H2'	1:A:997:U:C6	2.52	0.45
2:B:223:ILE:O	2:B:227:GLY:N	2.49	0.45
8:H:11:THR:HG23	8:H:14:ARG:HH12	1.82	0.45
20:T:43:LEU:HD13	20:T:51:GLU:HG3	1.98	0.45
1:A:110:C:H2'	1:A:111:G:O4'	2.17	0.45
1:A:991:U:O4	1:A:1212:U:H1'	2.16	0.45
1:A:989:C:H42	1:A:1216:G:H1	1.62	0.45
1:A:496:A:H4'	1:A:497:A:OP1	2.16	0.45
1:A:767:A:H2'	1:A:768:A:O4'	2.17	0.45
2:B:239:VAL:O	2:B:240:GLN:HB3	2.17	0.45
6:F:55:ASP:HA	6:F:56:PRO:HD3	1.68	0.45
7:G:5:ARG:NH2	7:G:8:GLU:OE2	2.37	0.45
8:H:20:TYR:HD1	8:H:65:TYR:CE1	2.33	0.45
12:L:8:ASN:O	12:L:12:ARG:HG3	2.16	0.45
1:A:46:G:H2'	1:A:366:C:C5	2.51	0.45
1:A:627:G:H2'	1:A:628:G:H8	1.80	0.45
12:L:124:LYS:HA	12:L:125:PRO:HD2	1.85	0.45
12:L:25:PRO:C	12:L:27:LEU:H	2.19	0.45
1:A:1149:C:H2'	1:A:1150:U:C6	2.51	0.45
1:A:300:A:O2'	1:A:564:C:N3	2.45	0.45
2:B:114:ARG:HD3	2:B:114:ARG:O	2.17	0.45
17:Q:59:ILE:CG2	17:Q:71:PHE:HB3	2.46	0.45
1:A:1308:U:OP2	13:M:99:ARG:HG3	2.17	0.45

*Continued on next page...*



*Continued from previous page...*

Atom-1	Atom-2	Interatomic distance (Å)	Clash overlap (Å)
1:A:458:C:H2'	1:A:459:G:O4'	2.17	0.45
1:A:56:U:H2'	1:A:57:G:C8	2.51	0.45
1:A:620:C:C2	4:D:135:LEU:HD13	2.51	0.45
2:B:80:ILE:HG21	2:B:211:ILE:HG22	1.98	0.45
1:A:620:C:N1	4:D:135:LEU:HD13	2.31	0.45
5:E:80:ILE:HD11	5:E:91:LEU:HD12	1.99	0.45
10:J:38:ILE:HB	10:J:71:LEU:HB2	1.98	0.45
11:K:82:VAL:HB	11:K:108:ILE:HG12	1.98	0.45
1:A:1127:G:H21	1:A:1147:C:H41	1.65	0.45
1:A:297:G:N2	1:A:300:A:OP2	2.47	0.45
3:C:30:ARG:HB3	14:N:36:PHE:O	2.17	0.45
19:S:50:ALA:HA	19:S:58:VAL:O	2.17	0.45
1:A:107:G:O6	20:T:15:ARG:NE	2.50	0.45
1:A:57:G:H2'	1:A:58:C:C6	2.53	0.45
2:B:32:ILE:HD11	2:B:190:THR:HG23	1.98	0.45
1:A:1371:G:OP2	9:I:11:LYS:HE2	2.17	0.44
1:A:713:G:H2'	1:A:714:G:C8	2.51	0.44
4:D:7:PRO:HB2	4:D:10:ARG:HD2	2.00	0.44
13:M:37:THR:HB	13:M:39:ILE:HG13	2.00	0.44
1:A:629:G:H2'	1:A:630:G:O4'	2.18	0.44
1:A:666:G:H5'	1:A:726:C:H1'	1.99	0.44
1:A:885:G:O2'	1:A:914:A:N1	2.46	0.44
5:E:77:PRO:HB2	5:E:78:HIS:HD2	1.82	0.44
10:J:16:LEU:HD12	10:J:68:HIS:HB2	1.99	0.44
14:N:26:ARG:NH1	14:N:47:LEU:HD21	2.32	0.44
17:Q:66:SER:OG	17:Q:69:LYS:HB2	2.16	0.44
1:A:1075:C:H4'	2:B:175:ARG:HH22	1.81	0.44
1:A:663:A:H5''	18:R:61:LYS:HE3	1.98	0.44
5:E:77:PRO:HB2	5:E:78:HIS:CD2	2.52	0.44
1:A:1119:C:H2'	1:A:1120:G:H8	1.82	0.44
7:G:45:ASP:O	7:G:49:ILE:HG13	2.18	0.44
11:K:44:SER:H	11:K:47:VAL:HB	1.80	0.44
16:P:7:ALA:O	16:P:17:TYR:HA	2.18	0.44
1:A:284:G:H2'	1:A:285:G:H8	1.83	0.44
1:A:292:G:OP2	1:A:305:G:N2	2.38	0.44
1:A:620:C:H2'	1:A:621:A:C8	2.53	0.44
1:A:660:G:H1	1:A:745:C:H42	1.65	0.44
2:B:74:LYS:HB3	2:B:74:LYS:HE2	1.84	0.44
5:E:117:ASP:OD1	5:E:117:ASP:N	2.49	0.44
10:J:39:PRO:HA	10:J:70:ARG:HE	1.82	0.44
10:J:89:ASP:HB2	10:J:91:PRO:HD2	2.00	0.44

*Continued on next page...*

*Continued from previous page...*

Atom-1	Atom-2	Interatomic distance (Å)	Clash overlap (Å)
18:R:53:ARG:O	18:R:57:GLY:N	2.38	0.44
3:C:11:ARG:NH1	3:C:177:THR:O	2.51	0.44
5:E:88:LYS:HB3	5:E:123:LEU:HB2	1.99	0.44
10:J:32:ALA:O	10:J:34:VAL:HG23	2.18	0.44
17:Q:59:ILE:HG22	17:Q:71:PHE:HD2	1.83	0.44
17:Q:85:VAL:O	17:Q:89:LEU:HG	2.18	0.44
20:T:53:LEU:HB3	20:T:102:GLY:HA3	1.99	0.44
1:A:1022:G:H2'	1:A:1023:G:C8	2.52	0.44
1:A:1191:A:H5''	3:C:4:LYS:HE3	2.00	0.44
1:A:59:A:H1'	1:A:354:G:N2	2.32	0.44
2:B:223:ILE:HD13	2:B:230:VAL:N	2.30	0.44
1:A:1298:C:H4'	1:A:1299:A:O4'	2.18	0.44
1:A:266:G:H5''	1:A:267:C:C5	2.52	0.44
1:A:41:G:H2'	1:A:42:G:C8	2.53	0.44
1:A:479:C:H2'	1:A:480:U:O4'	2.17	0.44
12:L:30:ALA:HA	12:L:31:PRO:HD3	1.84	0.44
19:S:16:LEU:HA	19:S:19:VAL:HG12	1.99	0.44
1:A:1062:U:H2'	1:A:1063:C:C6	2.53	0.43
1:A:1301:U:HO2'	1:A:1302:U:P	2.41	0.43
1:A:463:A:H2'	1:A:474:G:O4'	2.18	0.43
1:A:973:G:H3'	1:A:974:A:H5''	2.00	0.43
3:C:58:GLU:HB2	3:C:65:ALA:HB3	2.00	0.43
1:A:408:A:H4'	4:D:112:VAL:HG11	2.00	0.43
9:I:69:GLY:O	9:I:73:GLN:HG3	2.17	0.43
1:A:1105:A:H2'	1:A:1106:G:C8	2.52	0.43
1:A:463:A:OP1	16:P:75:ARG:NH1	2.49	0.43
1:A:659:U:H2'	1:A:660:G:C8	2.53	0.43
1:A:707:C:H2'	1:A:708:C:H6	1.83	0.43
1:A:1189:C:H5''	3:C:5:ILE:HG12	2.00	0.43
10:J:4:ILE:HD11	10:J:74:ILE:HB	1.99	0.43
17:Q:66:SER:OG	17:Q:69:LYS:HD3	2.18	0.43
1:A:719:C:O2'	18:R:49:LYS:HB3	2.17	0.43
1:A:1129:C:H4'	1:A:1130:A:OP2	2.16	0.43
1:A:1137:C:H5'	1:A:1138:G:C4	2.52	0.43
1:A:1223:C:OP1	19:S:78:ARG:NH1	2.39	0.43
12:L:59:ARG:NH1	12:L:65:GLU:OE2	2.52	0.43
17:Q:27:PHE:CZ	17:Q:36:ILE:HD11	2.54	0.43
17:Q:83:ASP:OD1	17:Q:84:LEU:N	2.51	0.43
1:A:1182:G:H4'	1:A:1183:A:O5'	2.18	0.43
1:A:1428:A:H2'	1:A:1429:C:C6	2.53	0.43
1:A:1431:C:H2'	1:A:1432:G:O4'	2.19	0.43

*Continued on next page...*

*Continued from previous page...*

Atom-1	Atom-2	Interatomic distance (Å)	Clash overlap (Å)
1:A:165:C:H2'	1:A:166:G:H8	1.82	0.43
1:A:190(J):U:H2'	1:A:190(K):G:C8	2.54	0.43
4:D:135:LEU:HA	4:D:136:PRO:HD3	1.89	0.43
9:I:126:SER:O	9:I:127:LYS:HB3	2.19	0.43
15:O:18:PHE:HB2	15:O:19:PRO:HD2	2.00	0.43
1:A:1016:A:H2'	1:A:1017:G:O4'	2.18	0.43
1:A:1057:G:H2'	1:A:1058:G:O4'	2.19	0.43
1:A:927:G:OP2	1:A:1503:A:H2'	2.18	0.43
1:A:359:U:H2'	1:A:360:A:H8	1.83	0.43
1:A:372:C:H1'	1:A:373:A:OP2	2.19	0.43
9:I:17:VAL:HG13	9:I:63:ILE:HG12	2.01	0.43
17:Q:3:LYS:HB3	17:Q:61:GLU:HB3	2.01	0.43
1:A:1513:A:H2'	1:A:1514:C:C6	2.53	0.43
2:B:219:VAL:O	2:B:223:ILE:HG13	2.18	0.43
13:M:15:VAL:HB	13:M:34:LEU:HD11	2.00	0.43
1:A:405:U:H5''	1:A:496:A:H2	1.83	0.43
1:A:406:G:H2'	1:A:407:G:C8	2.53	0.43
1:A:983:A:N1	1:A:1222:G:N2	2.66	0.43
4:D:105:VAL:HG13	4:D:110:PHE:HB2	2.01	0.43
5:E:11:ILE:HD13	5:E:105:VAL:HG13	2.00	0.43
13:M:44:ARG:N	13:M:44:ARG:HD2	2.34	0.43
20:T:53:LEU:HB2	20:T:100:ILE:HG22	2.01	0.43
1:A:376:G:H2'	1:A:377:G:C8	2.54	0.43
1:A:828:A:H2'	1:A:829:G:O4'	2.19	0.43
2:B:73:THR:N	2:B:170:GLU:OE1	2.40	0.43
7:G:124:LEU:HD12	7:G:124:LEU:HA	1.84	0.43
12:L:6:THR:OG1	12:L:9:GLN:HG3	2.17	0.43
1:A:1342:C:H2'	1:A:1343:G:C8	2.53	0.43
1:A:1511:G:H2'	1:A:1512:U:O4'	2.18	0.43
1:A:1532:U:H2'	1:A:1533:C:H3'	1.99	0.43
1:A:406:G:H2'	1:A:407:G:H8	1.83	0.43
1:A:938:A:N6	1:A:939:G:C6	2.86	0.43
2:B:74:LYS:C	2:B:76:GLN:H	2.21	0.43
4:D:150:GLU:N	4:D:150:GLU:OE2	2.51	0.43
1:A:1401:G:C2	1:A:1402:4OC:H1'	2.53	0.43
9:I:45:ALA:HA	9:I:48:GLU:HG2	2.01	0.43
1:A:1048:G:O3'	1:A:1049:U:H3'	2.19	0.42
1:A:1060:C:H2'	1:A:1061:G:C8	2.54	0.42
1:A:1318:A:H5''	1:A:1319:A:OP2	2.19	0.42
1:A:1392:G:N2	1:A:1502:A:C8	2.86	0.42
1:A:1517:G:H2'	1:A:1518:MA6:H8	2.01	0.42

*Continued on next page...*

*Continued from previous page...*

Atom-1	Atom-2	Interatomic distance (Å)	Clash overlap (Å)
1:A:692:U:H2'	1:A:694:A:OP2	2.19	0.42
3:C:58:GLU:HB2	3:C:65:ALA:CB	2.49	0.42
4:D:176:LEU:HD12	4:D:182:LYS:O	2.19	0.42
18:R:34:TYR:CE1	18:R:35:ARG:HG3	2.54	0.42
20:T:36:LEU:HD23	20:T:36:LEU:HA	1.81	0.42
1:A:115:G:H1'	1:A:116:A:N7	2.35	0.42
1:A:1427:U:H2'	1:A:1428:A:H8	1.84	0.42
1:A:1479:C:H2'	1:A:1480:G:C8	2.55	0.42
1:A:1488:G:H2'	1:A:1489:G:H8	1.85	0.42
1:A:586:C:O2'	1:A:587:G:H5'	2.19	0.42
1:A:812:C:H6	1:A:812:C:H2'	1.67	0.42
2:B:112:VAL:O	2:B:116:GLU:HG2	2.20	0.42
4:D:78:LEU:HD22	4:D:96:LEU:HB3	2.01	0.42
1:A:192:U:C1'	20:T:103:GLY:HA2	2.49	0.42
21:U:5:ASP:O	21:U:11:GLY:HA3	2.18	0.42
1:A:1275:A:H2'	1:A:1276:G:O4'	2.20	0.42
1:A:160:A:H2'	1:A:161:A:O4'	2.19	0.42
1:A:950:U:H2'	1:A:951:G:C8	2.55	0.42
4:D:53:ASP:O	4:D:57:ARG:HG2	2.20	0.42
1:A:1298:C:C4	7:G:114:ARG:HG2	2.54	0.42
19:S:58:VAL:HA	19:S:59:PRO:HD3	1.69	0.42
1:A:126:G:OP1	1:A:605:U:O2'	2.31	0.42
1:A:1495:U:H2'	1:A:1496:C:H6	1.83	0.42
1:A:384:G:H2'	1:A:385:C:C6	2.54	0.42
1:A:540:G:H2'	1:A:541:G:O4'	2.20	0.42
5:E:118:ILE:HG12	5:E:119:LEU:N	2.34	0.42
5:E:6:PHE:CE1	5:E:36:ASP:HB3	2.55	0.42
3:C:135:LYS:NZ	5:E:50:GLU:OE1	2.51	0.42
18:R:16:PRO:HB2	18:R:17:SER:H	1.64	0.42
1:A:115:G:H4'	1:A:116:A:O5'	2.19	0.42
1:A:1264:C:H2'	1:A:1265:G:C8	2.54	0.42
1:A:1305:G:N2	1:A:1332:A:OP2	2.52	0.42
1:A:269:C:H2'	1:A:270:A:H8	1.84	0.42
1:A:432:A:O2'	1:A:433:C:OP1	2.31	0.42
1:A:31:G:N2	1:A:48:C:OP1	2.48	0.42
1:A:694:A:N1	1:A:787:A:O2'	2.52	0.42
1:A:1073:U:OP1	5:E:57:LYS:HE2	2.19	0.42
7:G:125:MET:HB2	7:G:125:MET:HE2	1.83	0.42
11:K:108:ILE:HB	18:R:87:ARG:O	2.18	0.42
1:A:1137:C:H4'	1:A:1138:G:C2	2.54	0.42
1:A:1323:G:H2'	1:A:1324:A:C8	2.55	0.42

*Continued on next page...*

*Continued from previous page...*

Atom-1	Atom-2	Interatomic distance (Å)	Clash overlap (Å)
1:A:983:A:O2'	1:A:1050:G:OP2	2.37	0.42
8:H:18:ARG:NH2	8:H:81:HIS:O	2.50	0.42
11:K:69:ALA:O	11:K:73:MET:HG3	2.19	0.42
1:A:656:C:O2'	15:O:28:GLN:OE1	2.34	0.42
17:Q:10:VAL:HG22	17:Q:21:VAL:HG22	2.01	0.42
17:Q:59:ILE:HG22	17:Q:71:PHE:CD2	2.54	0.42
1:A:1131:G:H2'	1:A:1132:C:C6	2.54	0.42
1:A:130:A:N1	1:A:233:C:O2'	2.43	0.42
1:A:413:G:H1'	1:A:428:G:H21	1.84	0.42
1:A:63:C:OP1	1:A:383:A:N6	2.50	0.42
2:B:218:ALA:O	2:B:222:ILE:HG13	2.20	0.42
1:A:407:G:H5''	4:D:115:ARG:HB3	2.01	0.42
1:A:932:C:H4'	7:G:4:ARG:NH2	2.35	0.42
8:H:4:ASP:OD1	8:H:85:ARG:NH1	2.53	0.42
18:R:39:VAL:HG12	18:R:40:LEU:HD23	2.00	0.42
1:A:1320:C:O2	19:S:36:ARG:NH1	2.53	0.42
10:J:61:GLU:OE1	14:N:45:ARG:NH1	2.45	0.42
1:A:1092:A:N3	1:A:1183:A:N6	2.67	0.42
2:B:87:ARG:NH2	2:B:233:SER:HB2	2.34	0.42
7:G:137:LYS:O	7:G:141:VAL:HG23	2.20	0.42
7:G:51:GLN:O	7:G:53:LYS:N	2.53	0.42
8:H:34:GLU:O	8:H:38:ILE:HG12	2.20	0.42
11:K:124:LYS:HE2	11:K:125:PHE:CE2	2.54	0.42
12:L:53:ARG:HB3	12:L:93:LEU:HD11	2.02	0.42
14:N:33:VAL:HA	14:N:40:CYS:HA	2.02	0.42
20:T:14:LYS:HA	20:T:17:ARG:CZ	2.49	0.42
1:A:1053:G:C3'	1:A:1054:C:H5'	2.50	0.42
1:A:1216:G:H5''	14:N:5:ALA:CB	2.50	0.42
1:A:1347:G:N2	1:A:1373:G:H2'	2.34	0.42
1:A:1504:G:OP1	1:A:1507:A:H4'	2.20	0.42
1:A:204:U:O2	1:A:204:U:H2'	2.19	0.42
1:A:370:C:H2'	1:A:371:G:O4'	2.20	0.42
1:A:707:C:H2'	1:A:708:C:C6	2.55	0.42
10:J:37:PRO:HA	10:J:71:LEU:O	2.19	0.42
13:M:34:LEU:HD22	13:M:39:ILE:HB	2.01	0.42
15:O:87:ILE:HG22	15:O:88:ARG:H	1.85	0.42
19:S:40:ILE:HG22	19:S:67:VAL:HA	2.01	0.42
1:A:1225:A:H4'	19:S:78:ARG:HD3	2.02	0.42
1:A:114:U:H2'	1:A:115:G:C8	2.55	0.41
1:A:1497:G:C2'	1:A:1498:UR3:H5'	2.50	0.41
2:B:59:GLU:HB2	2:B:221:LEU:HD11	2.02	0.41

*Continued on next page...*

*Continued from previous page...*

Atom-1	Atom-2	Interatomic distance (Å)	Clash overlap (Å)
7:G:78:ARG:NH1	7:G:154:TYR:O	2.53	0.41
8:H:31:PHE:O	8:H:35:ILE:HD12	2.20	0.41
17:Q:63:ARG:HG2	17:Q:64:PRO:CD	2.48	0.41
1:A:1105:A:H2'	1:A:1106:G:H8	1.83	0.41
1:A:247:G:OP2	17:Q:100:LYS:HG3	2.20	0.41
1:A:608:A:H2'	1:A:609:A:O4'	2.20	0.41
1:A:936:C:H2'	1:A:937:A:O4'	2.20	0.41
1:A:956:U:C2	1:A:1225:A:C2	3.09	0.41
2:B:24:TRP:CZ3	2:B:26:PRO:HA	2.55	0.41
4:D:205:GLU:OE1	5:E:100:VAL:HG23	2.20	0.41
15:O:64:ARG:HD3	15:O:88:ARG:NH2	2.35	0.41
20:T:50:GLU:HA	20:T:100:ILE:HB	2.01	0.41
1:A:1092:A:H5''	7:G:4:ARG:NH1	2.36	0.41
1:A:1145:C:H2'	1:A:1145:C:H6	1.71	0.41
1:A:1228:C:O2'	13:M:117:VAL:HG22	2.20	0.41
1:A:1311:G:N7	19:S:2:PRO:HA	2.34	0.41
1:A:190(K):G:H2'	1:A:190(L):U:C6	2.55	0.41
6:F:3:ARG:HG2	6:F:93:SER:OG	2.20	0.41
8:H:82:HIS:HE1	8:H:136:GLU:OE2	2.02	0.41
11:K:70:LYS:HA	11:K:73:MET:HE2	2.03	0.41
13:M:13:LYS:HD3	13:M:17:VAL:HG12	2.02	0.41
14:N:39:LEU:HD11	14:N:47:LEU:HD12	2.02	0.41
15:O:79:ARG:NH1	15:O:83:GLU:HB2	2.35	0.41
16:P:9:PHE:N	16:P:16:HIS:O	2.51	0.41
1:A:254:G:OP1	17:Q:67:LYS:O	2.38	0.41
1:A:1320:C:N3	19:S:36:ARG:HD3	2.36	0.41
1:A:1071:C:H2'	1:A:1072:G:C8	2.56	0.41
1:A:1291:G:H4'	9:I:39:GLY:HA3	2.01	0.41
1:A:294:U:OP1	1:A:610:G:O2'	2.28	0.41
1:A:545:C:OP1	4:D:61:LYS:NZ	2.52	0.41
1:A:724:G:O6	1:A:733:A:N6	2.53	0.41
3:C:95:THR:OG1	3:C:95:THR:O	2.35	0.41
4:D:200:GLU:O	4:D:204:ILE:HG13	2.20	0.41
4:D:8:VAL:O	4:D:11:LEU:N	2.40	0.41
7:G:29:LYS:HD2	7:G:29:LYS:HA	1.86	0.41
1:A:1368:G:H5''	9:I:112:LYS:HB3	2.02	0.41
1:A:1125:U:HO2'	1:A:1126:U:P	2.43	0.41
1:A:1190:G:OP1	3:C:4:LYS:HA	2.20	0.41
1:A:1304:G:C6	1:A:1305:G:N1	2.88	0.41
1:A:953:G:C2	1:A:954:G:H1'	2.55	0.41
3:C:175:LEU:HA	3:C:175:LEU:HD22	1.90	0.41

*Continued on next page...*

*Continued from previous page...*

Atom-1	Atom-2	Interatomic distance (Å)	Clash overlap (Å)
4:D:24:GLU:HG2	4:D:25:ARG:N	2.35	0.41
13:M:67:GLU:O	13:M:71:ARG:HG3	2.19	0.41
14:N:8:GLU:HG2	14:N:8:GLU:O	2.20	0.41
1:A:1036:G:H3'	1:A:1037:C:C6	2.56	0.41
1:A:1116:C:O2'	9:I:108:VAL:HG21	2.21	0.41
1:A:1211:U:O2'	1:A:1213:A:N1	2.53	0.41
1:A:1318:A:H4'	19:S:10:PHE:CE2	2.56	0.41
1:A:200:G:H2'	1:A:201:C:O4'	2.19	0.41
1:A:389:A:C6	1:A:390:C:H1'	2.55	0.41
1:A:502:G:H2'	1:A:503:C:O4'	2.20	0.41
1:A:578:C:H2'	1:A:579:G:O4'	2.21	0.41
1:A:967:5MC:H2'	1:A:968:A:C8	2.55	0.41
2:B:163:PHE:HA	2:B:185:ILE:O	2.20	0.41
16:P:4:ILE:HG13	16:P:64:ALA:HB1	2.01	0.41
1:A:391:G:O3'	16:P:8:ARG:NH2	2.53	0.41
1:A:1221:G:C4	1:A:1222:G:C8	3.09	0.41
1:A:1242:C:H42	1:A:1295:G:H1	1.69	0.41
1:A:235:C:H5'	17:Q:70:ARG:CG	2.48	0.41
1:A:284:G:H2'	1:A:285:G:C8	2.56	0.41
1:A:791:G:C6	1:A:792:A:N7	2.88	0.41
1:A:993:G:O2'	1:A:994:A:N7	2.53	0.41
1:A:1370:G:H5'	9:I:12:GLU:OE1	2.21	0.41
10:J:86:MET:HB3	10:J:87:THR:H	1.73	0.41
13:M:23:TYR:HB3	13:M:67:GLU:HA	2.02	0.41
15:O:35:ARG:HB2	15:O:59:MET:HE1	2.02	0.41
15:O:47:LYS:HG3	15:O:47:LYS:H	1.61	0.41
15:O:75:PRO:O	15:O:78:TYR:HB3	2.20	0.41
18:R:87:ARG:HD2	18:R:87:ARG:HA	1.93	0.41
1:A:1265:G:C2	1:A:1271:G:C2	3.09	0.41
1:A:475:G:H2'	1:A:476:G:C8	2.56	0.41
1:A:505:G:H1	1:A:526:C:H42	1.66	0.41
1:A:714:G:H2'	1:A:715:A:O4'	2.20	0.41
3:C:147:LYS:HE2	3:C:147:LYS:HB3	1.83	0.41
13:M:59:TYR:O	13:M:63:THR:HG22	2.21	0.41
15:O:85:LEU:HD23	15:O:85:LEU:HA	1.90	0.41
19:S:43:GLU:H	19:S:43:GLU:CD	2.24	0.41
1:A:194:C:H5''	20:T:65:LYS:HG3	2.02	0.41
1:A:1151:A:HO2'	1:A:1152:A:H8	1.67	0.41
1:A:1441:G:H4'	1:A:1442:G:C6	2.56	0.41
1:A:717:C:N4	22:A:1606:PAR:O31	2.53	0.41
1:A:173:U:H6	1:A:198:G:HO2'	1.68	0.41

*Continued on next page...*

*Continued from previous page...*

Atom-1	Atom-2	Interatomic distance (Å)	Clash overlap (Å)
1:A:267:C:H2'	1:A:268:C:C6	2.56	0.41
2:B:178:ARG:O	8:H:71:GLY:HA2	2.20	0.41
3:C:43:LEU:O	3:C:47:LEU:HB2	2.21	0.41
5:E:83:GLU:HG2	5:E:88:LYS:HG3	2.03	0.41
17:Q:24:GLU:OE2	17:Q:37:LYS:HD3	2.21	0.41
1:A:353:A:H5'	1:A:353:A:H8	1.86	0.41
4:D:64:LEU:HD23	4:D:64:LEU:HA	1.97	0.41
7:G:38:LEU:O	7:G:42:ILE:HG13	2.20	0.41
8:H:17:THR:O	8:H:78:GLN:NE2	2.46	0.41
12:L:45:PRO:HG2	12:L:49:ASN:O	2.20	0.41
15:O:5:LYS:HA	15:O:5:LYS:HD3	1.74	0.41
1:A:519:C:H2'	1:A:520:A:C8	2.55	0.41
2:B:20:GLU:HA	2:B:39:ILE:HG13	2.02	0.41
4:D:78:LEU:HA	4:D:78:LEU:HD23	1.85	0.41
6:F:22:GLU:O	6:F:26:ILE:HG12	2.21	0.41
6:F:2:ARG:NE	6:F:69:GLU:HG2	2.36	0.41
13:M:8:GLU:OE1	13:M:22:ILE:HA	2.21	0.41
15:O:22:THR:OG1	15:O:23:GLY:N	2.54	0.41
1:A:432:A:H2'	1:A:433:C:O4'	2.21	0.40
1:A:632:A:H2'	1:A:633:G:O4'	2.22	0.40
1:A:708:C:OP1	11:K:85:ARG:NH2	2.54	0.40
3:C:13:GLY:HA3	14:N:57:ARG:NH2	2.36	0.40
9:I:43:ALA:HA	9:I:74:ILE:HD13	2.03	0.40
1:A:1091:U:O2	1:A:1093:A:C8	2.75	0.40
1:A:1245:A:N6	1:A:1291:G:O6	2.54	0.40
1:A:1273:G:H2'	1:A:1274:G:O4'	2.22	0.40
1:A:1530:G:H2'	1:A:1531:A:C8	2.56	0.40
1:A:778:G:H8	1:A:778:G:O5'	2.04	0.40
1:A:791:G:C5	1:A:792:A:N7	2.89	0.40
1:A:965:A:C2	1:A:969:A:C2	3.09	0.40
2:B:231:GLU:HA	2:B:232:PRO:HD3	1.97	0.40
1:A:966:M2G:O2'	9:I:127:LYS:HG3	2.21	0.40
16:P:2:VAL:O	16:P:64:ALA:HA	2.21	0.40
21:U:12:LYS:CB	21:U:22:ARG:HB2	2.51	0.40
3:C:196:LEU:HA	3:C:196:LEU:HD13	1.95	0.40
15:O:2:PRO:HB2	15:O:3:ILE:H	1.73	0.40
1:A:1308:U:H2'	1:A:1309:G:C8	2.57	0.40
1:A:678:U:H2'	1:A:679:C:C6	2.56	0.40
2:B:82:ARG:O	2:B:86:GLU:HB2	2.21	0.40
3:C:131:ARG:HA	3:C:134:ILE:HD12	2.04	0.40
10:J:64:GLU:CD	10:J:66:ARG:HH21	2.24	0.40

*Continued on next page...*



Continued from previous page...

Atom-1	Atom-2	Interatomic distance (Å)	Clash overlap (Å)
12:L:113:ARG:NH1	12:L:116:SER:H	2.19	0.40
18:R:53:ARG:HA	18:R:56:THR:OG1	2.21	0.40
1:A:953:G:H2'	1:A:954:G:O4'	2.22	0.40
5:E:12:LEU:HD12	5:E:31:LEU:HB2	2.04	0.40
9:I:32:ASP:OD1	9:I:33:PHE:N	2.55	0.40
9:I:50:LEU:HD22	9:I:55:ALA:HB3	2.03	0.40
1:A:778:G:O2'	11:K:120:ARG:O	2.37	0.40
11:K:126:ARG:O	11:K:127:LYS:HB2	2.21	0.40
10:J:49:VAL:CG2	14:N:41:ARG:HB2	2.52	0.40
15:O:45:VAL:HG12	15:O:46:HIS:H	1.87	0.40
15:O:88:ARG:HA	15:O:88:ARG:HD2	1.93	0.40
19:S:12:ASP:HB2	19:S:38:SER:OG	2.22	0.40

There are no symmetry-related clashes.

## 5.3 Torsion angles ⓘ

### 5.3.1 Protein backbone ⓘ

In the following table, the Percentiles column shows the percent Ramachandran outliers of the chain as a percentile score with respect to all X-ray entries followed by that with respect to entries of similar resolution.

The Analysed column shows the number of residues for which the backbone conformation was analysed, and the total number of residues.

Mol	Chain	Analysed	Favoured	Allowed	Outliers	Percentiles	
2	B	234/256 (91%)	217 (93%)	16 (7%)	1 (0%)	39	79
3	C	205/239 (86%)	189 (92%)	16 (8%)	0	100	100
4	D	206/209 (99%)	201 (98%)	5 (2%)	0	100	100
5	E	149/162 (92%)	145 (97%)	4 (3%)	0	100	100
6	F	99/101 (98%)	96 (97%)	3 (3%)	0	100	100
7	G	153/156 (98%)	146 (95%)	7 (5%)	0	100	100
8	H	136/138 (99%)	133 (98%)	3 (2%)	0	100	100
9	I	125/128 (98%)	117 (94%)	7 (6%)	1 (1%)	24	67
10	J	97/105 (92%)	81 (84%)	15 (16%)	1 (1%)	19	63
11	K	115/129 (89%)	107 (93%)	8 (7%)	0	100	100

Continued on next page...

Continued from previous page...

Mol	Chain	Analysed	Favoured	Allowed	Outliers	Percentiles	
12	L	122/135 (90%)	113 (93%)	8 (7%)	1 (1%)	24	67
13	M	116/126 (92%)	109 (94%)	7 (6%)	0	100	100
14	N	58/61 (95%)	56 (97%)	2 (3%)	0	100	100
15	O	86/89 (97%)	82 (95%)	4 (5%)	0	100	100
16	P	82/88 (93%)	78 (95%)	4 (5%)	0	100	100
17	Q	99/105 (94%)	91 (92%)	8 (8%)	0	100	100
18	R	71/88 (81%)	64 (90%)	7 (10%)	0	100	100
19	S	79/93 (85%)	70 (89%)	8 (10%)	1 (1%)	15	57
20	T	97/106 (92%)	89 (92%)	8 (8%)	0	100	100
21	U	23/27 (85%)	22 (96%)	1 (4%)	0	100	100
All	All	2352/2541 (93%)	2206 (94%)	141 (6%)	5 (0%)	52	87

All (5) Ramachandran outliers are listed below:

Mol	Chain	Res	Type
12	L	28	LYS
9	I	119	ALA
19	S	31	ILE
10	J	34	VAL
2	B	229	VAL

### 5.3.2 Protein sidechains ⓘ

In the following table, the Percentiles column shows the percent sidechain outliers of the chain as a percentile score with respect to all X-ray entries followed by that with respect to entries of similar resolution.

The Analysed column shows the number of residues for which the sidechain conformation was analysed, and the total number of residues.

Mol	Chain	Analysed	Rotameric	Outliers	Percentiles	
2	B	201/220 (91%)	180 (90%)	21 (10%)	9	37
3	C	160/188 (85%)	146 (91%)	14 (9%)	12	46
4	D	180/181 (99%)	162 (90%)	18 (10%)	9	38
5	E	115/123 (94%)	104 (90%)	11 (10%)	10	40
6	F	90/90 (100%)	84 (93%)	6 (7%)	20	60

Continued on next page...

*Continued from previous page...*

Mol	Chain	Analysed	Rotameric	Outliers	Percentiles	
7	G	126/127 (99%)	113 (90%)	13 (10%)	9	37
8	H	119/119 (100%)	112 (94%)	7 (6%)	24	64
9	I	98/99 (99%)	88 (90%)	10 (10%)	9	38
10	J	87/92 (95%)	82 (94%)	5 (6%)	25	65
11	K	89/99 (90%)	81 (91%)	8 (9%)	12	45
12	L	103/110 (94%)	98 (95%)	5 (5%)	31	70
13	M	94/101 (93%)	83 (88%)	11 (12%)	7	30
14	N	48/50 (96%)	42 (88%)	6 (12%)	6	27
15	O	79/80 (99%)	75 (95%)	4 (5%)	29	69
16	P	72/74 (97%)	64 (89%)	8 (11%)	8	33
17	Q	95/97 (98%)	86 (90%)	9 (10%)	11	41
18	R	64/77 (83%)	63 (98%)	1 (2%)	70	89
19	S	71/80 (89%)	60 (84%)	11 (16%)	3	18
20	T	76/82 (93%)	63 (83%)	13 (17%)	2	14
21	U	19/22 (86%)	19 (100%)	0	100	100
All	All	1986/2111 (94%)	1805 (91%)	181 (9%)	12	44

All (181) residues with a non-rotameric sidechain are listed below:

Mol	Chain	Res	Type
2	B	36	ARG
2	B	44	LEU
2	B	63	MET
2	B	67	THR
2	B	69	LEU
2	B	76	GLN
2	B	83	MET
2	B	86	GLU
2	B	97	TRP
2	B	109	SER
2	B	114	ARG
2	B	142	LEU
2	B	144	ARG
2	B	163	PHE
2	B	168	THR
2	B	169	LYS
2	B	192	SER

*Continued on next page...*

*Continued from previous page...*

Mol	Chain	Res	Type
2	B	200	ILE
2	B	213	LEU
2	B	223	ILE
2	B	236	TYR
3	C	3	ASN
3	C	12	LEU
3	C	14	ILE
3	C	27	LYS
3	C	34	LEU
3	C	63	ASN
3	C	108	ASN
3	C	165	THR
3	C	167	TRP
3	C	172	ARG
3	C	175	LEU
3	C	192	THR
3	C	195	VAL
3	C	204	LEU
4	D	3	ARG
4	D	4	TYR
4	D	8	VAL
4	D	15	GLU
4	D	19	LEU
4	D	49	ARG
4	D	53	ASP
4	D	64	LEU
4	D	65	ARG
4	D	70	ILE
4	D	93	PHE
4	D	107	ARG
4	D	122	ARG
4	D	127	THR
4	D	150	GLU
4	D	170	VAL
4	D	187	ARG
4	D	194	LEU
5	E	12	LEU
5	E	18	ARG
5	E	40	ARG
5	E	41	VAL
5	E	43	LEU
5	E	50	GLU

*Continued on next page...*

*Continued from previous page...*

Mol	Chain	Res	Type
5	E	79	GLU
5	E	80	ILE
5	E	100	VAL
5	E	116	THR
5	E	117	ASP
6	F	45	LEU
6	F	48	LEU
6	F	55	ASP
6	F	64	GLN
6	F	70	ASP
6	F	98	LEU
7	G	5	ARG
7	G	8	GLU
7	G	12	LEU
7	G	41	ARG
7	G	51	GLN
7	G	57	GLU
7	G	76	ARG
7	G	113	GLU
7	G	114	ARG
7	G	124	LEU
7	G	146	GLU
7	G	149	ARG
7	G	156	TRP
8	H	22	GLU
8	H	26	VAL
8	H	39	LEU
8	H	50	ARG
8	H	51	VAL
8	H	85	ARG
8	H	91	ARG
9	I	16	ARG
9	I	64	THR
9	I	79	LEU
9	I	85	LEU
9	I	97	LYS
9	I	102	LEU
9	I	108	VAL
9	I	112	LYS
9	I	121	ARG
9	I	125	TYR
10	J	49	VAL

*Continued on next page...*

*Continued from previous page...*

Mol	Chain	Res	Type
10	J	85	LEU
10	J	86	MET
10	J	88	LEU
10	J	96	ILE
11	K	28	THR
11	K	47	VAL
11	K	77	MET
11	K	80	VAL
11	K	91	ARG
11	K	101	SER
11	K	119	CYS
11	K	127	LYS
12	L	20	LYS
12	L	33	ARG
12	L	42	THR
12	L	60	LEU
12	L	66	VAL
13	M	4	ILE
13	M	37	THR
13	M	44	ARG
13	M	46	LYS
13	M	56	LEU
13	M	62	ASN
13	M	63	THR
13	M	64	TRP
13	M	70	LEU
13	M	110	ARG
13	M	116	THR
14	N	3	ARG
14	N	8	GLU
14	N	9	LYS
14	N	17	LYS
14	N	31	ARG
14	N	41	ARG
15	O	34	LEU
15	O	39	LEU
15	O	81	LEU
15	O	88	ARG
16	P	1	MET
16	P	2	VAL
16	P	3	LYS
16	P	8	ARG

*Continued on next page...*

*Continued from previous page...*

Mol	Chain	Res	Type
16	P	21	VAL
16	P	28	ARG
16	P	55	ARG
16	P	67	THR
17	Q	9	VAL
17	Q	36	ILE
17	Q	38	ARG
17	Q	60	ILE
17	Q	68	ARG
17	Q	86	GLU
17	Q	92	ARG
17	Q	98	LEU
17	Q	101	ARG
18	R	86	VAL
19	S	4	SER
19	S	7	LYS
19	S	12	ASP
19	S	15	LEU
19	S	17	GLU
19	S	43	GLU
19	S	55	LYS
19	S	58	VAL
19	S	65	ASN
19	S	78	ARG
19	S	81	ARG
20	T	8	ARG
20	T	11	SER
20	T	19	SER
20	T	20	LEU
20	T	56	MET
20	T	57	ARG
20	T	62	LEU
20	T	73	HIS
20	T	74	LYS
20	T	75	ASN
20	T	84	LEU
20	T	87	LYS
20	T	93	GLU

Some sidechains can be flipped to improve hydrogen bonding and reduce clashes. All (4) such sidechains are listed below:

Mol	Chain	Res	Type
9	I	3	GLN
9	I	73	GLN
13	M	106	ASN
15	O	46	HIS

### 5.3.3 RNA [i](#)

Mol	Chain	Analysed	Backbone Outliers	Pucker Outliers
1	A	1507/1522 (99%)	226 (14%)	29 (1%)

All (226) RNA backbone outliers are listed below:

Mol	Chain	Res	Type
1	A	9	G
1	A	32	A
1	A	39	G
1	A	44	G
1	A	47	C
1	A	48	C
1	A	50	A
1	A	51	A
1	A	81	U
1	A	101	A
1	A	116	A
1	A	121	C
1	A	129(A)	G
1	A	130	A
1	A	131	C
1	A	163	C
1	A	182	U
1	A	190(F)	G
1	A	195	A
1	A	197	A
1	A	201	C
1	A	202	U
1	A	204	U
1	A	220	G
1	A	247	G
1	A	251	G
1	A	267	C
1	A	289	G
1	A	319	G

*Continued on next page...*



*Continued from previous page...*

Mol	Chain	Res	Type
1	A	321	A
1	A	328	C
1	A	329	A
1	A	332	G
1	A	344	A
1	A	345	C
1	A	351	G
1	A	352	C
1	A	353	A
1	A	354	G
1	A	367	U
1	A	371	G
1	A	373	A
1	A	384	G
1	A	389	A
1	A	397	A
1	A	398	C
1	A	406	G
1	A	412	A
1	A	413	G
1	A	419	C
1	A	421	U
1	A	424	G
1	A	429	U
1	A	433	C
1	A	439	A
1	A	442	C
1	A	443	C
1	A	444	C
1	A	452	A
1	A	460	A
1	A	461	C
1	A	485	G
1	A	497	A
1	A	498	U
1	A	509	A
1	A	510	A
1	A	511	C
1	A	518	C
1	A	527	G7M
1	A	532	A
1	A	533	A

*Continued on next page...*

*Continued from previous page...*

Mol	Chain	Res	Type
1	A	547	A
1	A	559	A
1	A	560	U
1	A	562	C
1	A	563	A
1	A	564	C
1	A	566	G
1	A	572	A
1	A	573	A
1	A	576	G
1	A	577	G
1	A	579	G
1	A	581	G
1	A	588	G
1	A	631	G
1	A	632	A
1	A	653	A
1	A	665	A
1	A	687	A
1	A	688	G
1	A	702	A
1	A	721	G
1	A	723	U
1	A	734	G
1	A	749	C
1	A	755	G
1	A	777	A
1	A	780	A
1	A	781	A
1	A	782	A
1	A	793	U
1	A	794	A
1	A	799	G
1	A	813	U
1	A	817	C
1	A	828	A
1	A	839	U
1	A	840	C
1	A	841	U
1	A	848	C
1	A	851	G
1	A	859	A

*Continued on next page...*

*Continued from previous page...*

Mol	Chain	Res	Type
1	A	874	G
1	A	876	G
1	A	902	G
1	A	914	A
1	A	916	G
1	A	926	G
1	A	927	G
1	A	934	C
1	A	935	A
1	A	960	U
1	A	966	M2G
1	A	969	A
1	A	971	G
1	A	974	A
1	A	975	A
1	A	976	G
1	A	977	A
1	A	989	C
1	A	991	U
1	A	992	U
1	A	993	G
1	A	998	G
1	A	1004	A
1	A	1005	A
1	A	1023	G
1	A	1025	U
1	A	1026	G
1	A	1027	C
1	A	1028	C
1	A	1031	G
1	A	1050	G
1	A	1051	C
1	A	1054	C
1	A	1055	A
1	A	1065	U
1	A	1066	C
1	A	1094	G
1	A	1095	U
1	A	1096	C
1	A	1101	A
1	A	1124	G
1	A	1126	U

*Continued on next page...*

*Continued from previous page...*

Mol	Chain	Res	Type
1	A	1127	G
1	A	1129	C
1	A	1130	A
1	A	1131	G
1	A	1137	C
1	A	1138	G
1	A	1139	G
1	A	1140	C
1	A	1146	A
1	A	1159	U
1	A	1171	G
1	A	1181	G
1	A	1183	A
1	A	1184	G
1	A	1191	A
1	A	1196	U
1	A	1197	G
1	A	1201	A
1	A	1202	G
1	A	1212	U
1	A	1213	A
1	A	1227	A
1	A	1238	A
1	A	1250	A
1	A	1257	U
1	A	1258	G
1	A	1270	C
1	A	1278	U
1	A	1280	A
1	A	1285	A
1	A	1287	A
1	A	1289	A
1	A	1300	G
1	A	1301	U
1	A	1302	U
1	A	1318	A
1	A	1319	A
1	A	1320	C
1	A	1322	C
1	A	1323	G
1	A	1332	A
1	A	1338	G

*Continued on next page...*

*Continued from previous page...*

Mol	Chain	Res	Type
1	A	1346	A
1	A	1347	G
1	A	1353	G
1	A	1362	C
1	A	1363	A
1	A	1370	G
1	A	1379	G
1	A	1381	U
1	A	1394	A
1	A	1395	C
1	A	1400	5MC
1	A	1442	G
1	A	1443	G
1	A	1446	A
1	A	1447	G
1	A	1487	G
1	A	1492	A
1	A	1499	A
1	A	1502	A
1	A	1503	A
1	A	1504	G
1	A	1505	G
1	A	1506	U
1	A	1507	A
1	A	1517	G
1	A	1520	G
1	A	1529	G
1	A	1530	G
1	A	1544	U

All (29) RNA pucker outliers are listed below:

Mol	Chain	Res	Type
1	A	115	G
1	A	129(A)	G
1	A	181	G
1	A	203	U
1	A	266	G
1	A	328	C
1	A	372	C
1	A	428	G
1	A	432	A

*Continued on next page...*

*Continued from previous page...*

Mol	Chain	Res	Type
1	A	484	G
1	A	496	A
1	A	509	A
1	A	559	A
1	A	687	A
1	A	701	C
1	A	748	C
1	A	812	C
1	A	913	A
1	A	1049	U
1	A	1065	U
1	A	1129	C
1	A	1182	G
1	A	1190	G
1	A	1201	A
1	A	1212	U
1	A	1300	G
1	A	1301	U
1	A	1331	G
1	A	1505	G

## 5.4 Non-standard residues in protein, DNA, RNA chains ⓘ

15 non-standard protein/DNA/RNA residues are modelled in this entry.

In the following table, the Counts columns list the number of bonds (or angles) for which Mogul statistics could be retrieved, the number of bonds (or angles) that are observed in the model and the number of bonds (or angles) that are defined in the chemical component dictionary. The Link column lists molecule types, if any, to which the group is linked. The Z score for a bond length (or angle) is the number of standard deviations the observed value is removed from the expected value. A bond length (or angle) with  $|Z| > 2$  is considered an outlier worth inspection. RMSZ is the root-mean-square of all Z scores of the bond lengths (or angles).

Mol	Type	Chain	Res	Link	Bond lengths			Bond angles		
					Counts	RMSZ	# $ Z  > 2$	Counts	RMSZ	# $ Z  > 2$
1	2MG	A	1207	1	18,26,27	1.92	3 (16%)	21,38,41	2.12	2 (9%)
1	5MC	A	1400	1	14,22,23	0.91	0	17,32,35	0.85	0
1	4OC	A	1402	1	15,23,24	0.82	1 (6%)	21,32,35	0.98	2 (9%)
1	5MC	A	1404	1	14,22,23	0.75	0	17,32,35	1.04	2 (11%)
1	5MC	A	1407	1	14,22,23	0.85	0	17,32,35	1.04	1 (5%)
1	UR3	A	1498	1,23	13,22,23	0.86	1 (7%)	18,32,35	1.21	1 (5%)
1	MA6	A	1518	1	18,26,27	1.02	1 (5%)	15,38,41	1.17	3 (20%)

Mol	Type	Chain	Res	Link	Bond lengths			Bond angles		
					Counts	RMSZ	# Z  > 2	Counts	RMSZ	# Z  > 2
1	MA6	A	1519	1	18,26,27	1.03	2 (11%)	15,38,41	1.15	2 (13%)
1	PSU	A	1540	1	15,21,22	0.97	1 (6%)	16,30,33	1.92	4 (25%)
1	PSU	A	1541	1,23	15,21,22	1.05	1 (6%)	16,30,33	1.95	4 (25%)
1	PSU	A	516	1,23	15,21,22	1.07	1 (6%)	16,30,33	2.01	2 (12%)
1	G7M	A	527	1	18,26,27	1.69	3 (16%)	21,39,42	1.79	5 (23%)
1	M2G	A	966	1	18,27,28	1.76	4 (22%)	22,40,43	2.22	3 (13%)
1	5MC	A	967	1	14,22,23	0.90	0	17,32,35	0.92	1 (5%)
12	0TD	L	92	12	4,9,10	1.14	0	4,11,13	3.47	2 (50%)

In the following table, the Chirals column lists the number of chiral outliers, the number of chiral centers analysed, the number of these observed in the model and the number defined in the chemical component dictionary. Similar counts are reported in the Torsion and Rings columns. '-' means no outliers of that kind were identified.

Mol	Type	Chain	Res	Link	Chirals	Torsions	Rings
1	2MG	A	1207	1	-	0/5/27/28	0/3/3/3
1	5MC	A	1400	1	-	0/3/25/26	0/2/2/2
1	4OC	A	1402	1	-	0/7/29/30	0/2/2/2
1	5MC	A	1404	1	-	0/3/25/26	0/2/2/2
1	5MC	A	1407	1	-	0/3/25/26	0/2/2/2
1	UR3	A	1498	1,23	-	0/3/25/26	0/2/2/2
1	MA6	A	1518	1	-	0/7/29/30	0/3/3/3
1	MA6	A	1519	1	-	0/7/29/30	0/3/3/3
1	PSU	A	1540	1	-	0/7/25/26	0/2/2/2
1	PSU	A	1541	1,23	-	0/7/25/26	0/2/2/2
1	PSU	A	516	1,23	-	0/7/25/26	0/2/2/2
1	G7M	A	527	1	-	0/3/25/26	0/3/3/3
1	M2G	A	966	1	-	0/7/29/30	0/3/3/3
1	5MC	A	967	1	-	0/3/25/26	0/2/2/2
12	0TD	L	92	12	-	0/2/12/14	0/0/0/0

All (18) bond length outliers are listed below:

Mol	Chain	Res	Type	Atoms	Z	Observed(Å)	Ideal(Å)
1	A	1207	2MG	C4-N3	2.07	1.39	1.35
1	A	1402	4OC	C5-C4	2.15	1.44	1.39
1	A	1519	MA6	C2-N1	2.17	1.38	1.33
1	A	1498	UR3	C4-N3	2.38	1.41	1.38
1	A	1518	MA6	C6-N1	2.43	1.37	1.34
1	A	1519	MA6	C6-N1	2.47	1.37	1.34

*Continued on next page...*

*Continued from previous page...*

Mol	Chain	Res	Type	Atoms	Z	Observed(Å)	Ideal(Å)
1	A	966	M2G	C4-N3	2.58	1.39	1.35
1	A	966	M2G	C2-N1	2.85	1.39	1.34
1	A	1540	PSU	C4-N3	2.90	1.38	1.33
1	A	1541	PSU	C4-N3	2.94	1.38	1.33
1	A	527	G7M	C6-N1	2.95	1.38	1.33
1	A	516	PSU	C4-N3	3.36	1.39	1.33
1	A	966	M2G	C2-N2	3.57	1.40	1.34
1	A	527	G7M	C4-N3	3.77	1.41	1.35
1	A	527	G7M	C2-N2	4.62	1.43	1.34
1	A	966	M2G	C6-N1	4.90	1.41	1.33
1	A	1207	2MG	C2-N2	5.11	1.40	1.34
1	A	1207	2MG	C6-N1	5.39	1.42	1.33

All (34) bond angle outliers are listed below:

Mol	Chain	Res	Type	Atoms	Z	Observed(°)	Ideal(°)
1	A	966	M2G	C5-C6-N1	-8.70	112.14	123.52
1	A	1207	2MG	C5-C6-N1	-7.85	113.26	123.52
12	L	92	0TD	CB-CA-N	-5.55	98.72	109.83
1	A	527	G7M	N3-C2-N1	-4.16	121.90	127.56
1	A	527	G7M	C1'-N9-C4	-3.36	123.05	126.81
12	L	92	0TD	C-CA-N	-3.21	102.87	109.95
1	A	1540	PSU	C5-C6-N1	-3.04	120.15	124.38
1	A	527	G7M	C5-C6-N1	-2.99	119.62	123.52
1	A	1541	PSU	C5-C6-N1	-2.95	120.27	124.38
1	A	527	G7M	C6-C5-C4	-2.85	117.60	120.86
1	A	966	M2G	N1-C2-N2	-2.75	114.14	117.14
1	A	1518	MA6	C1'-N9-C4	-2.47	124.05	126.81
1	A	1541	PSU	C5-C1'-C2'	-2.47	111.24	115.44
1	A	1402	4OC	C6-C5-C4	-2.15	116.57	117.42
1	A	1540	PSU	C5-C1'-C2'	-2.08	111.91	115.44
1	A	1404	5MC	CM5-C5-C4	-2.04	119.31	121.47
1	A	967	5MC	CM5-C5-C6	2.04	122.77	118.63
1	A	1518	MA6	N3-C2-N1	2.13	130.55	128.87
1	A	1407	5MC	CM5-C5-C6	2.17	123.02	118.63
1	A	1518	MA6	C2-N1-C6	2.19	116.82	111.64
1	A	1519	MA6	N3-C2-N1	2.20	130.60	128.87
1	A	1402	4OC	C2-N3-C4	2.22	118.26	115.43
1	A	1519	MA6	C2-N1-C6	2.32	117.11	111.64
1	A	1404	5MC	CM5-C5-C6	2.50	123.69	118.63
1	A	1498	UR3	C6-C5-C4	2.67	122.24	117.30
1	A	516	PSU	O4'-C1'-C2'	2.79	107.70	104.69

*Continued on next page...*



*Continued from previous page...*

Mol	Chain	Res	Type	Atoms	Z	Observed(°)	Ideal(°)
1	A	1541	PSU	O4'-C1'-C2'	2.96	107.89	104.69
1	A	966	M2G	N3-C2-N2	2.99	120.44	117.14
1	A	1540	PSU	O4'-C1'-C2'	3.05	107.99	104.69
1	A	527	G7M	C6-N1-C2	3.79	120.33	115.88
1	A	1207	2MG	C6-N1-C2	4.62	121.86	115.24
1	A	1540	PSU	C4-N3-C2	5.42	119.68	115.16
1	A	1541	PSU	C4-N3-C2	5.64	119.86	115.16
1	A	516	PSU	C4-N3-C2	6.93	120.94	115.16

There are no chirality outliers.

There are no torsion outliers.

There are no ring outliers.

8 monomers are involved in 13 short contacts:

Mol	Chain	Res	Type	Clashes	Symm-Clashes
1	A	1207	2MG	1	0
1	A	1400	5MC	1	0
1	A	1402	4OC	3	0
1	A	1498	UR3	1	0
1	A	1518	MA6	2	0
1	A	1519	MA6	1	0
1	A	966	M2G	2	0
1	A	967	5MC	3	0

## 5.5 Carbohydrates [i](#)

There are no carbohydrates in this entry.

## 5.6 Ligand geometry [i](#)

Of 295 ligands modelled in this entry, 289 are monoatomic - leaving 6 for Mogul analysis.

In the following table, the Counts columns list the number of bonds (or angles) for which Mogul statistics could be retrieved, the number of bonds (or angles) that are observed in the model and the number of bonds (or angles) that are defined in the chemical component dictionary. The Link column lists molecule types, if any, to which the group is linked. The Z score for a bond length (or angle) is the number of standard deviations the observed value is removed from the expected value. A bond length (or angle) with  $|Z| > 2$  is considered an outlier worth inspection. RMSZ is the root-mean-square of all Z scores of the bond lengths (or angles).

Mol	Type	Chain	Res	Link	Bond lengths			Bond angles		
					Counts	RMSZ	# Z  > 2	Counts	RMSZ	# Z  > 2
22	PAR	A	1601	-	45,45,45	1.15	5 (11%)	60,67,67	1.55	10 (16%)
22	PAR	A	1602	-	45,45,45	1.47	8 (17%)	60,67,67	1.64	9 (15%)
22	PAR	A	1603	-	45,45,45	1.45	5 (11%)	60,67,67	1.65	12 (20%)
22	PAR	A	1604	-	45,45,45	1.36	5 (11%)	60,67,67	1.62	9 (15%)
22	PAR	A	1605	-	45,45,45	1.25	7 (15%)	60,67,67	1.62	11 (18%)
22	PAR	A	1606	-	45,45,45	1.39	10 (22%)	60,67,67	1.62	11 (18%)

In the following table, the Chirals column lists the number of chiral outliers, the number of chiral centers analysed, the number of these observed in the model and the number defined in the chemical component dictionary. Similar counts are reported in the Torsion and Rings columns. '-' means no outliers of that kind were identified.

Mol	Type	Chain	Res	Link	Chirals	Torsions	Rings
22	PAR	A	1601	-	-	0/18/94/94	0/4/4/4
22	PAR	A	1602	-	-	0/18/94/94	0/4/4/4
22	PAR	A	1603	-	-	0/18/94/94	0/4/4/4
22	PAR	A	1604	-	-	0/18/94/94	0/4/4/4
22	PAR	A	1605	-	-	0/18/94/94	0/4/4/4
22	PAR	A	1606	-	-	0/18/94/94	0/4/4/4

All (40) bond length outliers are listed below:

Mol	Chain	Res	Type	Atoms	Z	Observed(Å)	Ideal(Å)
22	A	1606	PAR	O52-C52	2.04	1.49	1.43
22	A	1605	PAR	C13-C23	2.04	1.55	1.53
22	A	1606	PAR	C11-C21	2.05	1.56	1.52
22	A	1606	PAR	O33-C14	2.09	1.47	1.41
22	A	1601	PAR	C33-C43	2.16	1.59	1.52
22	A	1601	PAR	C14-C24	2.17	1.56	1.52
22	A	1605	PAR	C34-C24	2.19	1.56	1.53
22	A	1602	PAR	O33-C14	2.23	1.47	1.41
22	A	1601	PAR	C34-C24	2.26	1.56	1.53
22	A	1605	PAR	C33-C43	2.27	1.59	1.52
22	A	1603	PAR	C64-C54	2.27	1.55	1.52
22	A	1601	PAR	C64-C54	2.29	1.55	1.52
22	A	1605	PAR	O43-C13	2.34	1.45	1.41
22	A	1606	PAR	C52-C42	2.36	1.57	1.52
22	A	1604	PAR	C34-C24	2.42	1.56	1.53
22	A	1605	PAR	C31-C21	2.46	1.56	1.53
22	A	1604	PAR	C64-C54	2.52	1.55	1.52
22	A	1602	PAR	C14-C24	2.56	1.57	1.52

*Continued on next page...*

*Continued from previous page...*

Mol	Chain	Res	Type	Atoms	Z	Observed(Å)	Ideal(Å)
22	A	1605	PAR	C64-C54	2.58	1.55	1.52
22	A	1602	PAR	C64-C54	2.64	1.56	1.52
22	A	1606	PAR	C64-C54	2.64	1.56	1.52
22	A	1606	PAR	C13-C23	2.68	1.56	1.53
22	A	1604	PAR	C14-C24	2.68	1.57	1.52
22	A	1602	PAR	C34-C24	2.68	1.57	1.53
22	A	1606	PAR	C14-C24	2.70	1.57	1.52
22	A	1602	PAR	C11-C21	2.72	1.57	1.52
22	A	1603	PAR	C34-C24	2.74	1.57	1.53
22	A	1604	PAR	C52-C42	2.85	1.58	1.52
22	A	1606	PAR	C31-C21	2.87	1.57	1.53
22	A	1601	PAR	C52-C42	2.88	1.58	1.52
22	A	1603	PAR	O43-C13	2.92	1.46	1.41
22	A	1606	PAR	O43-C13	2.93	1.47	1.41
22	A	1605	PAR	C52-C42	2.95	1.58	1.52
22	A	1602	PAR	C52-C42	3.10	1.58	1.52
22	A	1603	PAR	C13-C23	3.12	1.57	1.53
22	A	1606	PAR	C34-C24	3.40	1.57	1.53
22	A	1602	PAR	C31-C21	3.46	1.58	1.53
22	A	1602	PAR	O43-C13	3.60	1.48	1.41
22	A	1604	PAR	C13-C23	3.85	1.58	1.53
22	A	1603	PAR	C52-C42	4.59	1.62	1.52

All (62) bond angle outliers are listed below:

Mol	Chain	Res	Type	Atoms	Z	Observed(°)	Ideal(°)
22	A	1605	PAR	C34-C24-N24	-3.38	104.63	110.72
22	A	1601	PAR	C34-C24-N24	-3.24	104.89	110.72
22	A	1606	PAR	C34-C24-N24	-3.22	104.93	110.72
22	A	1604	PAR	C34-C24-N24	-3.21	104.95	110.72
22	A	1602	PAR	C34-C24-N24	-3.10	105.14	110.72
22	A	1603	PAR	C34-C24-N24	-3.10	105.15	110.72
22	A	1602	PAR	O34-C34-C44	-3.05	103.49	110.36
22	A	1603	PAR	O34-C34-C44	-3.04	103.51	110.36
22	A	1606	PAR	O34-C34-C44	-3.03	103.53	110.36
22	A	1605	PAR	O34-C34-C44	-2.97	103.65	110.36
22	A	1601	PAR	O34-C34-C44	-2.96	103.69	110.36
22	A	1604	PAR	O34-C34-C44	-2.96	103.69	110.36
22	A	1602	PAR	C14-O33-C33	-2.92	110.23	118.00
22	A	1605	PAR	C13-O52-C52	-2.67	110.91	118.00
22	A	1604	PAR	C14-O33-C33	-2.63	111.00	118.00
22	A	1603	PAR	C14-O33-C33	-2.48	111.39	118.00

*Continued on next page...*

*Continued from previous page...*

Mol	Chain	Res	Type	Atoms	Z	Observed(°)	Ideal(°)
22	A	1606	PAR	C14-O33-C33	-2.48	111.40	118.00
22	A	1601	PAR	C14-O33-C33	-2.42	111.56	118.00
22	A	1604	PAR	C13-O52-C52	-2.39	111.64	118.00
22	A	1601	PAR	C13-O52-C52	-2.27	111.97	118.00
22	A	1605	PAR	C14-O33-C33	-2.26	111.99	118.00
22	A	1601	PAR	O33-C14-O54	-2.24	104.85	110.69
22	A	1603	PAR	C13-O52-C52	-2.18	112.20	118.00
22	A	1606	PAR	C13-O52-C52	-2.08	112.46	118.00
22	A	1606	PAR	O52-C52-C42	2.02	112.76	107.48
22	A	1605	PAR	C22-C12-C62	2.03	113.29	110.14
22	A	1602	PAR	C22-C12-C62	2.08	113.37	110.14
22	A	1603	PAR	C22-C32-C42	2.09	114.52	109.31
22	A	1605	PAR	O54-C54-C44	2.13	113.72	109.67
22	A	1605	PAR	O51-C51-C61	2.13	111.91	106.38
22	A	1603	PAR	O51-C51-C61	2.15	111.94	106.38
22	A	1601	PAR	O51-C51-C61	2.18	112.03	106.38
22	A	1604	PAR	O51-C51-C61	2.21	112.10	106.38
22	A	1605	PAR	C11-O51-C51	2.22	118.10	113.74
22	A	1606	PAR	O51-C51-C61	2.26	112.24	106.38
22	A	1602	PAR	O51-C51-C61	2.26	112.24	106.38
22	A	1606	PAR	C22-C12-C62	2.29	113.69	110.14
22	A	1603	PAR	O54-C54-C44	2.33	114.12	109.67
22	A	1601	PAR	C13-C23-C33	2.35	104.98	102.05
22	A	1603	PAR	C11-O51-C51	2.38	118.41	113.74
22	A	1602	PAR	O54-C54-C44	2.69	114.80	109.67
22	A	1606	PAR	C13-C23-C33	2.70	105.42	102.05
22	A	1602	PAR	O52-C13-C23	2.73	113.53	107.91
22	A	1604	PAR	O11-C11-O51	2.79	117.96	110.69
22	A	1601	PAR	O11-C11-O51	2.83	118.07	110.69
22	A	1606	PAR	O11-C11-O51	2.84	118.09	110.69
22	A	1602	PAR	O11-C11-O51	2.94	118.36	110.69
22	A	1603	PAR	O11-C11-O51	3.20	119.02	110.69
22	A	1605	PAR	O11-C11-O51	3.21	119.07	110.69
22	A	1606	PAR	O52-C13-C23	3.23	114.57	107.91
22	A	1601	PAR	O52-C13-C23	3.29	114.70	107.91
22	A	1603	PAR	C13-C23-C33	3.30	106.16	102.05
22	A	1603	PAR	O52-C13-C23	3.37	114.85	107.91
22	A	1604	PAR	C13-C23-C33	3.51	106.42	102.05
22	A	1604	PAR	O52-C13-C23	3.53	115.19	107.91
22	A	1605	PAR	O52-C13-C23	3.83	115.81	107.91
22	A	1601	PAR	O33-C14-C24	5.20	117.59	108.16
22	A	1605	PAR	O33-C14-C24	5.44	118.02	108.16

*Continued on next page...*

*Continued from previous page...*

Mol	Chain	Res	Type	Atoms	Z	Observed(°)	Ideal(°)
22	A	1603	PAR	O33-C14-C24	5.69	118.48	108.16
22	A	1604	PAR	O33-C14-C24	5.88	118.82	108.16
22	A	1606	PAR	O33-C14-C24	5.94	118.93	108.16
22	A	1602	PAR	O33-C14-C24	6.56	120.05	108.16

There are no chirality outliers.

There are no torsion outliers.

There are no ring outliers.

5 monomers are involved in 8 short contacts:

Mol	Chain	Res	Type	Clashes	Symm-Clashes
22	A	1601	PAR	1	0
22	A	1602	PAR	1	0
22	A	1603	PAR	3	0
22	A	1604	PAR	1	0
22	A	1606	PAR	2	0

## 5.7 Other polymers [i](#)

There are no such residues in this entry.

## 5.8 Polymer linkage issues [i](#)

There are no chain breaks in this entry.

## 6 Fit of model and data [i](#)

### 6.1 Protein, DNA and RNA chains [i](#)

In the following table, the column labelled ‘#RSRZ> 2’ contains the number (and percentage) of RSRZ outliers, followed by percent RSRZ outliers for the chain as percentile scores relative to all X-ray entries and entries of similar resolution. The OWAB column contains the minimum, median, 95<sup>th</sup> percentile and maximum values of the occupancy-weighted average B-factor per residue. The column labelled ‘Q< 0.9’ lists the number of (and percentage) of residues with an average occupancy less than 0.9.

Mol	Chain	Analysed	<RSRZ>	#RSRZ>2	OWAB(Å <sup>2</sup> )	Q<0.9
1	A	1498/1522 (98%)	-0.04	22 (1%) 76 71	63, 92, 172, 311	0
2	B	236/256 (92%)	-0.12	2 (0%) 87 83	47, 118, 206, 258	0
3	C	207/239 (86%)	-0.19	0 100 100	39, 115, 163, 196	0
4	D	208/209 (99%)	-0.19	2 (0%) 84 79	65, 97, 141, 190	0
5	E	151/162 (93%)	-0.45	0 100 100	57, 81, 112, 199	0
6	F	101/101 (100%)	-0.31	1 (0%) 84 79	84, 116, 147, 164	0
7	G	155/156 (99%)	-0.27	1 (0%) 90 86	78, 105, 167, 213	0
8	H	138/138 (100%)	-0.43	0 100 100	59, 79, 106, 140	0
9	I	127/128 (99%)	-0.00	3 (2%) 62 57	79, 117, 159, 187	0
10	J	99/105 (94%)	0.30	3 (3%) 54 49	80, 142, 221, 310	0
11	K	117/129 (90%)	-0.26	0 100 100	66, 92, 132, 160	0
12	L	124/135 (91%)	-0.17	3 (2%) 62 57	58, 93, 129, 225	0
13	M	118/126 (93%)	-0.00	2 (1%) 73 67	82, 113, 160, 275	0
14	N	60/61 (98%)	-0.06	2 (3%) 50 45	79, 109, 158, 228	0
15	O	88/89 (98%)	-0.18	1 (1%) 82 77	63, 97, 139, 202	0
16	P	84/88 (95%)	-0.17	1 (1%) 81 75	74, 89, 116, 219	0
17	Q	101/105 (96%)	-0.25	1 (0%) 84 79	62, 88, 130, 157	0
18	R	73/88 (82%)	-0.17	2 (2%) 58 53	76, 100, 158, 215	0
19	S	81/93 (87%)	0.08	1 (1%) 81 75	54, 129, 170, 258	0
20	T	99/106 (93%)	-0.21	2 (2%) 68 62	71, 94, 130, 199	0
21	U	25/27 (92%)	0.97	5 (20%) 1 2	71, 153, 188, 223	0
All	All	3890/4063 (95%)	-0.12	54 (1%) 78 73	39, 99, 169, 311	0

All (54) RSRZ outliers are listed below:

Mol	Chain	Res	Type	RSRZ
1	A	1129	C	11.0
13	M	7	VAL	6.1
18	R	17	SER	5.1
9	I	128	ARG	4.4
16	P	84	ALA	4.4
4	D	32	ALA	4.1
10	J	87	THR	3.9
17	Q	102	GLY	3.8
20	T	100	ILE	3.7
12	L	129	ALA	3.5
1	A	1030(B)	C	3.4
15	O	89	GLY	3.4
18	R	16	PRO	3.4
1	A	1036	G	3.2
1	A	1025	U	3.2
1	A	1006	C	3.1
21	U	26	LYS	3.1
14	N	12	ARG	3.0
21	U	24	ARG	2.9
21	U	25	LYS	2.9
1	A	1026	G	2.9
21	U	20	LYS	2.9
6	F	14	LEU	2.9
1	A	1024	G	2.9
9	I	15	ALA	2.9
1	A	1539	C	2.9
9	I	7	THR	2.7
10	J	34	VAL	2.6
21	U	18	TYR	2.6
13	M	118	ALA	2.5
19	S	69	HIS	2.5
1	A	1001	A	2.5
12	L	128	ALA	2.5
1	A	1002	G	2.5
1	A	1029	C	2.4
2	B	238	LEU	2.4
2	B	14	GLY	2.4
4	D	25	ARG	2.3
20	T	103	GLY	2.3
7	G	2	ALA	2.3
14	N	13	THR	2.3
10	J	33	GLN	2.3
1	A	1030(D)	A	2.3

*Continued on next page...*

*Continued from previous page...*

Mol	Chain	Res	Type	RSRZ
1	A	1023	G	2.3
1	A	1030(C)	G	2.3
1	A	1030(A)	G	2.2
1	A	81	U	2.2
1	A	1027	C	2.2
1	A	1030	C	2.1
12	L	28	LYS	2.1
1	A	1003	G	2.1
1	A	1137	C	2.0
1	A	1034	G	2.0
1	A	373	A	2.0

## 6.2 Non-standard residues in protein, DNA, RNA chains [i](#)

In the following table, the Atoms column lists the number of modelled atoms in the group and the number defined in the chemical component dictionary. LLDF column lists the quality of electron density of the group with respect to its neighbouring residues in protein, DNA or RNA chains. The B-factors column lists the minimum, median, 95<sup>th</sup> percentile and maximum values of B factors of atoms in the group. The column labelled 'Q< 0.9' lists the number of atoms with occupancy less than 0.9.

Mol	Type	Chain	Res	Atoms	RSCC	RSR	LLDF	B-factors(Å <sup>2</sup> )	Q<0.9
1	5MC	A	1404	21/22	0.94	0.21	-	70,72,83,86	0
1	5MC	A	1407	21/22	0.96	0.18	-	80,86,100,102	0
1	G7M	A	527	24/25	0.96	0.17	-	67,76,82,90	0
1	4OC	A	1402	22/23	0.96	0.21	-	72,77,89,97	0
1	MA6	A	1519	24/25	0.96	0.22	-	69,74,82,89	0
1	UR3	A	1498	21/22	0.97	0.20	-	70,74,81,83	0
1	MA6	A	1518	24/25	0.97	0.21	-	72,77,82,83	0
1	PSU	A	516	20/21	0.93	0.21	-	85,108,115,120	0
1	M2G	A	966	25/26	0.96	0.17	-	72,89,105,110	0
1	2MG	A	1207	24/25	0.94	0.17	-	93,112,121,126	0
1	5MC	A	967	21/22	0.97	0.17	-	70,95,105,112	0
12	0TD	L	92	10/11	0.95	0.17	-	76,85,100,101	0
1	PSU	A	1540	20/21	0.73	0.45	-	208,247,264,265	0
1	PSU	A	1541	20/21	0.90	0.31	-	202,223,242,268	0
1	5MC	A	1400	21/22	0.97	0.13	-	64,76,101,107	0

## 6.3 Carbohydrates [i](#)

There are no carbohydrates in this entry.



## 6.4 Ligands ⓘ

In the following table, the Atoms column lists the number of modelled atoms in the group and the number defined in the chemical component dictionary. LLDF column lists the quality of electron density of the group with respect to its neighbouring residues in protein, DNA or RNA chains. The B-factors column lists the minimum, median, 95<sup>th</sup> percentile and maximum values of B factors of atoms in the group. The column labelled 'Q< 0.9' lists the number of atoms with occupancy less than 0.9.

Mol	Type	Chain	Res	Atoms	RSCC	RSR	LLDF	B-factors(Å <sup>2</sup> )	Q<0.9
23	MG	A	1871	1/1	0.70	0.25	21.86	88,88,88,88	0
23	MG	A	1762	1/1	0.62	0.35	18.12	84,84,84,84	0
23	MG	A	1788	1/1	0.94	0.46	17.87	72,72,72,72	0
23	MG	A	1624	1/1	0.88	0.46	13.20	99,99,99,99	0
23	MG	A	1847	1/1	0.95	0.44	12.69	72,72,72,72	0
23	MG	A	1766	1/1	0.92	0.48	12.10	81,81,81,81	0
23	MG	A	1759	1/1	0.82	0.38	11.62	80,80,80,80	0
23	MG	A	1868	1/1	0.58	0.50	11.18	82,82,82,82	0
23	MG	A	1690	1/1	0.93	0.29	10.41	64,64,64,64	0
23	MG	A	1730	1/1	0.98	0.32	9.86	142,142,142,142	0
23	MG	A	1850	1/1	0.92	0.28	8.80	90,90,90,90	0
23	MG	A	1781	1/1	0.92	0.33	7.54	88,88,88,88	0
23	MG	A	1812	1/1	0.65	0.32	6.99	71,71,71,71	0
22	PAR	A	1605	42/42	0.80	0.35	6.03	81,104,114,116	42
23	MG	A	1758	1/1	0.82	0.37	4.80	84,84,84,84	0
23	MG	A	1848	1/1	0.83	0.23	4.64	70,70,70,70	0
22	PAR	A	1606	42/42	0.89	0.29	4.40	102,118,130,135	0
23	MG	A	1678	1/1	0.93	0.25	3.55	183,183,183,183	0
23	MG	A	1735	1/1	0.94	0.25	3.53	103,103,103,103	0
23	MG	A	1731	1/1	0.97	0.29	3.32	74,74,74,74	0
22	PAR	A	1603	42/42	0.95	0.23	2.83	65,83,95,103	0
23	MG	T	201	1/1	0.97	0.29	2.73	74,74,74,74	0
23	MG	A	1808	1/1	0.94	0.27	2.49	65,65,65,65	0
22	PAR	A	1602	42/42	0.91	0.24	2.32	71,102,116,125	0
22	PAR	A	1604	42/42	0.90	0.24	2.20	76,123,134,148	0
23	MG	A	1734	1/1	0.92	0.21	2.17	72,72,72,72	0
22	PAR	A	1601	42/42	0.94	0.21	2.10	58,77,91,94	0
23	MG	A	1687	1/1	0.92	0.21	1.64	156,156,156,156	0
23	MG	A	1769	1/1	0.86	0.22	1.58	95,95,95,95	0
23	MG	A	1694	1/1	0.96	0.22	1.21	102,102,102,102	0
23	MG	A	1638	1/1	0.93	0.19	1.08	74,74,74,74	0
23	MG	A	1658	1/1	0.98	0.19	1.01	117,117,117,117	0
23	MG	A	1846	1/1	0.85	0.23	0.99	78,78,78,78	0
23	MG	A	1636	1/1	0.96	0.23	0.90	91,91,91,91	0

*Continued on next page...*

*Continued from previous page...*

Mol	Type	Chain	Res	Atoms	RSCC	RSR	LLDF	B-factors( $\text{\AA}^2$ )	Q<0.9
23	MG	A	1725	1/1	0.94	0.20	0.84	73,73,73,73	0
23	MG	A	1750	1/1	0.95	0.18	0.36	68,68,68,68	0
23	MG	S	102	1/1	0.86	0.19	-0.16	58,58,58,58	0
23	MG	A	1653	1/1	0.93	0.18	-0.17	66,66,66,66	0
24	ZN	D	301	1/1	0.99	0.28	-0.28	83,83,83,83	0
23	MG	A	1733	1/1	0.96	0.19	-0.40	121,121,121,121	0
23	MG	A	1629	1/1	0.74	0.10	-0.86	119,119,119,119	0
23	MG	A	1672	1/1	0.80	0.12	-0.90	74,74,74,74	0
23	MG	J	201	1/1	0.92	0.22	-1.03	75,75,75,75	0
24	ZN	N	101	1/1	0.97	0.16	-1.09	120,120,120,120	0
23	MG	A	1831	1/1	0.82	0.18	-1.11	67,67,67,67	0
23	MG	A	1844	1/1	0.90	0.12	-1.31	61,61,61,61	0
23	MG	A	1615	1/1	0.96	0.14	-1.58	51,51,51,51	0
23	MG	A	1806	1/1	0.94	0.16	-1.58	67,67,67,67	0
23	MG	D	302	1/1	0.88	0.12	-1.65	72,72,72,72	0
23	MG	A	1621	1/1	0.98	0.11	-1.65	93,93,93,93	0
23	MG	A	1879	1/1	0.96	0.16	-1.66	77,77,77,77	0
23	MG	A	1718	1/1	0.97	0.15	-1.71	149,149,149,149	0
23	MG	A	1795	1/1	0.97	0.10	-1.80	74,74,74,74	0
23	MG	A	1620	1/1	0.94	0.15	-1.90	60,60,60,60	0
23	MG	A	1855	1/1	0.96	0.17	-1.90	63,63,63,63	0
23	MG	A	1652	1/1	0.94	0.14	-1.97	78,78,78,78	0
23	MG	A	1651	1/1	0.97	0.13	-2.04	183,183,183,183	0
23	MG	A	1666	1/1	0.91	0.17	-2.29	71,71,71,71	0
23	MG	A	1816	1/1	0.97	0.10	-2.30	72,72,72,72	0
23	MG	A	1682	1/1	0.91	0.14	-2.37	98,98,98,98	0
23	MG	A	1777	1/1	0.97	0.11	-2.49	46,46,46,46	0
23	MG	A	1800	1/1	0.94	0.10	-2.83	63,63,63,63	0
23	MG	A	1667	1/1	0.97	0.11	-3.11	66,66,66,66	0
23	MG	A	1631	1/1	0.98	0.12	-3.15	71,71,71,71	0
23	MG	A	1646	1/1	0.97	0.13	-3.25	70,70,70,70	0
23	MG	A	1673	1/1	0.97	0.11	-3.55	85,85,85,85	0
23	MG	A	1744	1/1	0.95	0.08	-3.98	91,91,91,91	0
23	MG	A	1872	1/1	0.84	0.12	-4.11	79,79,79,79	0
23	MG	A	1697	1/1	0.92	0.14	-4.46	56,56,56,56	0
23	MG	A	1711	1/1	0.97	0.07	-5.19	113,113,113,113	0
23	MG	A	1773	1/1	0.91	0.09	-7.09	48,48,48,48	0
23	MG	A	1643	1/1	0.96	0.07	-7.77	118,118,118,118	0
23	MG	A	1712	1/1	0.87	0.24	-	68,68,68,68	0
23	MG	A	1845	1/1	0.12	0.74	-	115,115,115,115	0
23	MG	A	1720	1/1	0.88	0.25	-	147,147,147,147	0
23	MG	A	1757	1/1	0.76	0.30	-	84,84,84,84	0

*Continued on next page...*

*Continued from previous page...*

Mol	Type	Chain	Res	Atoms	RSCC	RSR	LLDF	B-factors( $\text{\AA}^2$ )	Q<0.9
23	MG	A	1719	1/1	0.89	0.14	-	108,108,108,108	0
23	MG	L	201	1/1	0.70	0.35	-	93,93,93,93	0
23	MG	A	1824	1/1	0.79	0.47	-	87,87,87,87	0
23	MG	A	1837	1/1	0.31	0.29	-	101,101,101,101	0
23	MG	A	1715	1/1	0.96	0.41	-	91,91,91,91	0
23	MG	A	1677	1/1	0.94	0.10	-	118,118,118,118	0
23	MG	A	1810	1/1	0.88	0.36	-	85,85,85,85	0
23	MG	A	1789	1/1	0.95	0.07	-	87,87,87,87	0
23	MG	A	1686	1/1	0.90	0.26	-	116,116,116,116	0
23	MG	A	1867	1/1	0.40	0.24	-	95,95,95,95	0
23	MG	A	1823	1/1	0.80	0.17	-	76,76,76,76	0
23	MG	A	1843	1/1	0.90	0.10	-	97,97,97,97	0
23	MG	A	1794	1/1	0.65	0.35	-	111,111,111,111	0
23	MG	A	1771	1/1	0.81	0.89	-	90,90,90,90	0
23	MG	A	1628	1/1	0.74	0.17	-	83,83,83,83	0
23	MG	A	1775	1/1	0.64	0.53	-	82,82,82,82	0
23	MG	A	1683	1/1	0.91	0.10	-	62,62,62,62	0
23	MG	A	1642	1/1	0.94	0.29	-	159,159,159,159	0
23	MG	A	1798	1/1	0.89	0.41	-	85,85,85,85	0
23	MG	A	1633	1/1	0.92	0.11	-	126,126,126,126	0
23	MG	A	1684	1/1	0.45	0.62	-	80,80,80,80	0
23	MG	A	1660	1/1	0.96	0.12	-	114,114,114,114	0
23	MG	A	1707	1/1	0.96	0.08	-	149,149,149,149	0
23	MG	A	1740	1/1	0.98	0.13	-	118,118,118,118	0
23	MG	A	1873	1/1	0.84	0.26	-	65,65,65,65	0
23	MG	A	1854	1/1	0.93	0.20	-	53,53,53,53	0
23	MG	A	1862	1/1	0.82	0.29	-	59,59,59,59	0
23	MG	A	1793	1/1	0.81	0.15	-	69,69,69,69	0
23	MG	A	1811	1/1	0.65	0.63	-	72,72,72,72	0
23	MG	A	1760	1/1	0.82	0.63	-	87,87,87,87	0
23	MG	A	1611	1/1	0.81	0.15	-	127,127,127,127	0
23	MG	A	1849	1/1	0.97	0.14	-	70,70,70,70	0
23	MG	A	1701	1/1	0.99	0.08	-	84,84,84,84	0
23	MG	A	1790	1/1	0.61	0.29	-	88,88,88,88	0
23	MG	A	1657	1/1	0.96	0.19	-	57,57,57,57	0
23	MG	A	1825	1/1	0.76	0.19	-	82,82,82,82	0
23	MG	A	1838	1/1	0.66	0.25	-	99,99,99,99	0
23	MG	A	1710	1/1	0.87	0.31	-	196,196,196,196	0
23	MG	I	201	1/1	0.89	0.09	-	84,84,84,84	0
23	MG	A	1748	1/1	0.90	0.19	-	150,150,150,150	0
23	MG	A	1706	1/1	0.70	0.12	-	131,131,131,131	0
23	MG	A	1761	1/1	0.83	0.29	-	64,64,64,64	0

*Continued on next page...*

*Continued from previous page...*

Mol	Type	Chain	Res	Atoms	RSCC	RSR	LLDF	B-factors( $\text{\AA}^2$ )	Q<0.9
23	MG	A	1696	1/1	0.90	0.15	-	118,118,118,118	0
23	MG	A	1778	1/1	0.92	0.11	-	85,85,85,85	0
23	MG	A	1695	1/1	0.75	0.29	-	94,94,94,94	0
23	MG	A	1796	1/1	0.92	0.07	-	85,85,85,85	0
23	MG	A	1787	1/1	0.96	0.10	-	89,89,89,89	0
23	MG	A	1641	1/1	0.90	0.14	-	57,57,57,57	0
23	MG	A	1839	1/1	0.84	0.23	-	64,64,64,64	0
23	MG	A	1609	1/1	0.90	0.23	-	200,200,200,200	0
23	MG	A	1749	1/1	0.77	0.27	-	81,81,81,81	0
23	MG	A	1619	1/1	0.95	0.11	-	79,79,79,79	0
23	MG	A	1656	1/1	0.94	0.14	-	97,97,97,97	0
23	MG	A	1765	1/1	0.92	0.28	-	58,58,58,58	0
23	MG	P	101	1/1	0.88	0.22	-	52,52,52,52	0
23	MG	A	1804	1/1	0.93	0.19	-	48,48,48,48	0
23	MG	A	1861	1/1	0.91	0.22	-	54,54,54,54	0
23	MG	A	1774	1/1	0.95	0.11	-	80,80,80,80	0
23	MG	Q	201	1/1	0.84	0.20	-	70,70,70,70	0
23	MG	A	1785	1/1	0.86	0.09	-	84,84,84,84	0
23	MG	A	1702	1/1	0.97	0.06	-	110,110,110,110	0
23	MG	A	1779	1/1	0.81	0.55	-	76,76,76,76	0
23	MG	A	1821	1/1	0.91	0.42	-	74,74,74,74	0
23	MG	A	1617	1/1	0.95	0.12	-	108,108,108,108	0
23	MG	A	1654	1/1	0.71	1.34	-	107,107,107,107	0
23	MG	A	1705	1/1	0.67	0.40	-	135,135,135,135	0
23	MG	A	1755	1/1	0.84	0.13	-	118,118,118,118	0
23	MG	A	1822	1/1	0.96	0.25	-	68,68,68,68	0
23	MG	A	1729	1/1	0.87	0.25	-	114,114,114,114	0
23	MG	A	1661	1/1	0.93	0.20	-	106,106,106,106	0
23	MG	A	1829	1/1	0.92	0.27	-	88,88,88,88	0
23	MG	A	1783	1/1	0.89	0.13	-	67,67,67,67	0
23	MG	A	1741	1/1	0.81	0.51	-	117,117,117,117	0
23	MG	A	1635	1/1	0.98	0.27	-	103,103,103,103	0
23	MG	A	1853	1/1	0.48	1.01	-	101,101,101,101	0
23	MG	A	1674	1/1	0.90	0.09	-	122,122,122,122	0
23	MG	A	1746	1/1	0.86	0.27	-	204,204,204,204	0
23	MG	A	1736	1/1	0.81	0.23	-	83,83,83,83	0
23	MG	A	1608	1/1	0.74	0.15	-	94,94,94,94	0
23	MG	A	1860	1/1	0.67	0.23	-	69,69,69,69	0
23	MG	A	1863	1/1	0.88	0.70	-	73,73,73,73	0
23	MG	A	1799	1/1	0.64	0.45	-	80,80,80,80	0
23	MG	A	1668	1/1	0.98	0.19	-	74,74,74,74	0
23	MG	A	1840	1/1	0.88	0.26	-	104,104,104,104	0

*Continued on next page...*

*Continued from previous page...*

Mol	Type	Chain	Res	Atoms	RSCC	RSR	LLDF	B-factors( $\text{\AA}^2$ )	Q<0.9
23	MG	A	1878	1/1	0.98	0.20	-	66,66,66,66	0
23	MG	A	1671	1/1	0.94	0.19	-	96,96,96,96	0
23	MG	A	1708	1/1	0.97	0.13	-	148,148,148,148	0
23	MG	A	1858	1/1	0.87	0.24	-	54,54,54,54	0
23	MG	A	1832	1/1	0.79	0.52	-	74,74,74,74	0
23	MG	A	1717	1/1	0.97	0.15	-	175,175,175,175	0
23	MG	H	201	1/1	0.87	0.15	-	68,68,68,68	0
23	MG	A	1836	1/1	0.77	0.55	-	75,75,75,75	0
23	MG	A	1713	1/1	0.91	0.58	-	187,187,187,187	0
23	MG	A	1834	1/1	0.93	0.14	-	62,62,62,62	0
23	MG	A	1818	1/1	0.89	0.23	-	61,61,61,61	0
23	MG	A	1738	1/1	0.88	0.23	-	160,160,160,160	0
23	MG	A	1663	1/1	0.96	0.14	-	86,86,86,86	0
23	MG	A	1745	1/1	0.77	0.40	-	83,83,83,83	0
23	MG	A	1817	1/1	0.87	0.30	-	56,56,56,56	0
23	MG	A	1722	1/1	0.97	0.19	-	191,191,191,191	0
23	MG	A	1632	1/1	0.95	0.12	-	73,73,73,73	0
23	MG	A	1689	1/1	0.69	0.31	-	84,84,84,84	0
23	MG	A	1709	1/1	0.82	0.22	-	157,157,157,157	0
23	MG	A	1742	1/1	0.83	0.16	-	87,87,87,87	0
23	MG	A	1803	1/1	0.88	0.26	-	61,61,61,61	0
23	MG	A	1770	1/1	0.94	0.29	-	70,70,70,70	0
23	MG	A	1665	1/1	0.92	0.28	-	94,94,94,94	0
23	MG	A	1830	1/1	0.93	0.05	-	75,75,75,75	0
23	MG	A	1644	1/1	0.87	0.35	-	120,120,120,120	0
23	MG	A	1724	1/1	0.91	0.18	-	145,145,145,145	0
23	MG	A	1737	1/1	0.97	0.23	-	129,129,129,129	0
23	MG	A	1852	1/1	0.95	0.26	-	68,68,68,68	0
23	MG	A	1685	1/1	0.88	0.19	-	82,82,82,82	0
23	MG	A	1809	1/1	0.83	0.31	-	75,75,75,75	0
23	MG	A	1801	1/1	0.89	0.14	-	75,75,75,75	0
23	MG	A	1664	1/1	0.97	0.10	-	82,82,82,82	0
23	MG	A	1807	1/1	0.75	1.00	-	88,88,88,88	0
23	MG	A	1747	1/1	0.95	0.21	-	111,111,111,111	0
23	MG	A	1613	1/1	0.97	0.17	-	97,97,97,97	0
23	MG	A	1814	1/1	0.86	0.23	-	80,80,80,80	0
23	MG	A	1627	1/1	0.87	0.10	-	60,60,60,60	0
23	MG	A	1870	1/1	0.69	0.37	-	95,95,95,95	0
23	MG	A	1784	1/1	0.96	0.09	-	78,78,78,78	0
23	MG	A	1700	1/1	0.76	0.51	-	83,83,83,83	0
23	MG	A	1704	1/1	0.93	0.09	-	88,88,88,88	0
23	MG	A	1813	1/1	0.92	0.32	-	86,86,86,86	0

*Continued on next page...*

*Continued from previous page...*

Mol	Type	Chain	Res	Atoms	RSCC	RSR	LLDF	B-factors( $\text{\AA}^2$ )	Q<0.9
23	MG	A	1772	1/1	0.68	0.30	-	83,83,83,83	0
23	MG	A	1754	1/1	0.94	0.22	-	106,106,106,106	0
23	MG	A	1786	1/1	0.61	0.41	-	110,110,110,110	0
23	MG	A	1703	1/1	0.93	0.26	-	98,98,98,98	0
23	MG	A	1753	1/1	0.94	0.49	-	128,128,128,128	0
23	MG	A	1791	1/1	0.97	0.12	-	58,58,58,58	0
23	MG	A	1655	1/1	0.82	0.62	-	107,107,107,107	0
23	MG	S	101	1/1	0.83	0.09	-	83,83,83,83	0
23	MG	A	1647	1/1	0.87	0.39	-	94,94,94,94	0
23	MG	A	1649	1/1	0.98	0.25	-	54,54,54,54	0
23	MG	A	1859	1/1	0.88	0.30	-	71,71,71,71	0
23	MG	A	1856	1/1	0.80	0.29	-	81,81,81,81	0
23	MG	A	1640	1/1	0.97	0.18	-	116,116,116,116	0
23	MG	A	1676	1/1	0.97	0.10	-	102,102,102,102	0
23	MG	A	1721	1/1	0.99	0.22	-	88,88,88,88	0
23	MG	A	1815	1/1	0.98	0.30	-	27,27,27,27	0
23	MG	A	1669	1/1	0.95	0.21	-	36,36,36,36	0
23	MG	A	1767	1/1	0.95	0.22	-	67,67,67,67	0
23	MG	A	1874	1/1	0.81	0.13	-	59,59,59,59	0
23	MG	A	1623	1/1	0.93	0.94	-	55,55,55,55	0
23	MG	A	1607	1/1	0.98	0.14	-	109,109,109,109	0
23	MG	A	1835	1/1	0.94	0.21	-	81,81,81,81	0
23	MG	E	201	1/1	0.85	0.12	-	154,154,154,154	0
23	MG	A	1614	1/1	0.94	0.12	-	84,84,84,84	0
23	MG	A	1637	1/1	0.91	0.13	-	166,166,166,166	0
23	MG	A	1692	1/1	0.92	0.11	-	167,167,167,167	0
23	MG	A	1618	1/1	0.96	0.13	-	147,147,147,147	0
23	MG	A	1681	1/1	0.95	0.59	-	97,97,97,97	0
23	MG	A	1820	1/1	0.96	0.38	-	73,73,73,73	0
23	MG	A	1833	1/1	0.81	0.18	-	80,80,80,80	0
23	MG	A	1670	1/1	0.97	0.15	-	60,60,60,60	0
23	MG	A	1726	1/1	0.80	0.24	-	113,113,113,113	0
23	MG	A	1675	1/1	0.74	0.24	-	77,77,77,77	0
23	MG	A	1634	1/1	0.96	0.14	-	91,91,91,91	0
23	MG	A	1826	1/1	0.87	0.17	-	87,87,87,87	0
23	MG	A	1630	1/1	0.91	0.25	-	74,74,74,74	0
23	MG	A	1648	1/1	0.96	0.16	-	87,87,87,87	0
23	MG	A	1688	1/1	0.92	0.20	-	56,56,56,56	0
23	MG	A	1869	1/1	0.82	0.28	-	68,68,68,68	0
23	MG	A	1776	1/1	0.87	0.25	-	84,84,84,84	0
23	MG	A	1782	1/1	0.93	0.20	-	74,74,74,74	0
23	MG	A	1723	1/1	0.94	0.10	-	62,62,62,62	0

*Continued on next page...*

*Continued from previous page...*

Mol	Type	Chain	Res	Atoms	RSCC	RSR	LLDF	B-factors( $\text{\AA}^2$ )	Q<0.9
23	MG	A	1679	1/1	0.86	0.17	-	94,94,94,94	0
23	MG	S	103	1/1	0.82	0.14	-	90,90,90,90	0
23	MG	A	1699	1/1	0.34	0.78	-	87,87,87,87	0
23	MG	A	1865	1/1	0.90	0.13	-	92,92,92,92	0
23	MG	A	1866	1/1	0.96	0.24	-	55,55,55,55	0
23	MG	A	1612	1/1	0.78	0.13	-	130,130,130,130	0
23	MG	A	1727	1/1	0.95	0.13	-	118,118,118,118	0
23	MG	A	1764	1/1	0.84	0.50	-	77,77,77,77	0
23	MG	A	1680	1/1	0.82	0.37	-	296,296,296,296	0
23	MG	A	1716	1/1	0.82	0.27	-	112,112,112,112	0
23	MG	A	1857	1/1	0.87	0.25	-	69,69,69,69	0
23	MG	A	1622	1/1	0.96	0.22	-	80,80,80,80	0
23	MG	B	301	1/1	0.83	0.21	-	75,75,75,75	0
23	MG	A	1876	1/1	0.94	0.38	-	59,59,59,59	1
23	MG	A	1752	1/1	0.94	0.22	-	246,246,246,246	0
23	MG	A	1610	1/1	0.98	0.19	-	143,143,143,143	0
23	MG	A	1805	1/1	0.94	0.15	-	55,55,55,55	0
23	MG	A	1864	1/1	0.79	0.50	-	72,72,72,72	0
23	MG	A	1827	1/1	0.71	0.52	-	89,89,89,89	0
23	MG	A	1841	1/1	0.93	0.21	-	60,60,60,60	0
23	MG	A	1625	1/1	0.90	0.16	-	69,69,69,69	0
23	MG	A	1739	1/1	0.95	0.13	-	158,158,158,158	0
23	MG	A	1639	1/1	0.86	0.43	-	80,80,80,80	0
23	MG	A	1691	1/1	0.99	0.11	-	86,86,86,86	0
23	MG	A	1751	1/1	0.93	0.13	-	44,44,44,44	0
23	MG	A	1792	1/1	0.92	0.39	-	72,72,72,72	0
23	MG	A	1659	1/1	0.84	0.11	-	80,80,80,80	0
23	MG	A	1616	1/1	0.95	0.11	-	109,109,109,109	0
23	MG	A	1768	1/1	0.91	0.29	-	83,83,83,83	0
23	MG	A	1877	1/1	0.93	1.01	-	142,142,142,142	0
23	MG	A	1732	1/1	0.94	0.20	-	177,177,177,177	0
23	MG	A	1645	1/1	0.96	0.21	-	81,81,81,81	0
23	MG	A	1743	1/1	0.89	0.22	-	126,126,126,126	0
23	MG	A	1714	1/1	0.87	0.39	-	134,134,134,134	0
23	MG	A	1728	1/1	0.89	0.48	-	169,169,169,169	0
23	MG	A	1756	1/1	0.93	0.28	-	66,66,66,66	0
23	MG	A	1828	1/1	0.88	0.14	-	52,52,52,52	0
23	MG	A	1802	1/1	0.87	0.24	-	92,92,92,92	0
23	MG	A	1693	1/1	0.88	0.39	-	145,145,145,145	0
23	MG	A	1797	1/1	0.62	0.32	-	109,109,109,109	0
23	MG	A	1763	1/1	0.67	0.40	-	84,84,84,84	0
23	MG	A	1819	1/1	0.66	0.83	-	82,82,82,82	0

*Continued on next page...*

*Continued from previous page...*

Mol	Type	Chain	Res	Atoms	RSCC	RSR	LLDF	B-factors( $\text{\AA}^2$ )	Q<0.9
23	MG	A	1842	1/1	0.72	0.29	-	92,92,92,92	0
23	MG	A	1662	1/1	0.92	0.32	-	184,184,184,184	0
23	MG	A	1851	1/1	0.75	0.43	-	82,82,82,82	0
23	MG	A	1698	1/1	0.93	0.48	-	241,241,241,241	0
23	MG	A	1875	1/1	0.78	0.17	-	114,114,114,114	0
23	MG	A	1780	1/1	0.91	0.24	-	101,101,101,101	0
23	MG	A	1626	1/1	0.55	1.00	-	89,89,89,89	0
23	MG	A	1650	1/1	0.92	0.09	-	96,96,96,96	0
23	MG	G	201	1/1	0.91	0.11	-	52,52,52,52	0

## 6.5 Other polymers [i](#)

There are no such residues in this entry.