



# Full wwPDB X-ray Structure Validation Report ⓘ

Feb 1, 2016 – 03:14 PM GMT

PDB ID : 4BTP  
Title : Structure of the capsid protein P1 of the bacteriophage phi8  
Authors : El Omari, K.; Sutton, G.; Ravantti, J.J.; Zhang, H.; Walter, T.S.; Grimes, J.M.; Bamford, D.H.; Stuart, D.I.; Mancini, E.J.  
Deposited on : 2013-06-18  
Resolution : 3.70 Å(reported)

This is a Full wwPDB X-ray Structure Validation Report for a publicly released PDB entry.  
We welcome your comments at [validation@mail.wwpdb.org](mailto:validation@mail.wwpdb.org)  
A user guide is available at  
<http://wwpdb.org/validation/2016/XrayValidationReportHelp>  
with specific help available everywhere you see the ⓘ symbol.

---

The following versions of software and data (see [references ⓘ](#)) were used in the production of this report:

MolProbity : 4.02b-467  
Mogul : 1.7 (RC4), CSD as536be (2015)  
Xtriage (Phenix) : 1.9-1692  
EDS : rb-20026688  
Percentile statistics : 20151230.v01 (using entries in the PDB archive December 30th 2015)  
Refmac : 5.8.0135  
CCP4 : 6.5.0  
Ideal geometry (proteins) : Engh & Huber (2001)  
Ideal geometry (DNA, RNA) : Parkinson et al. (1996)  
Validation Pipeline (wwPDB-VP) : trunk26865

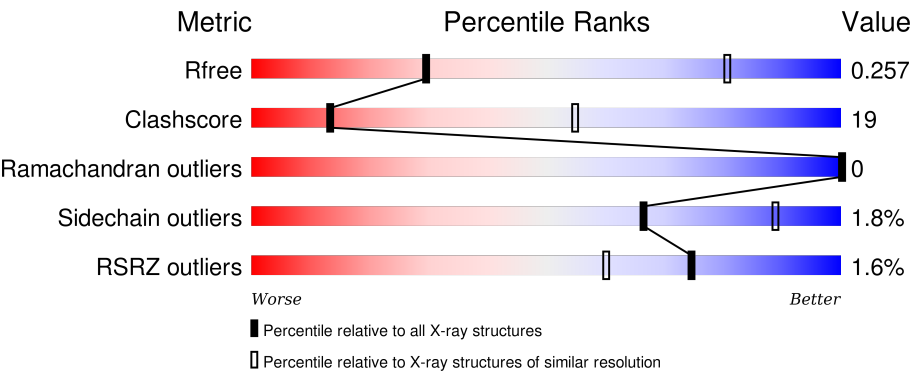
# 1 Overall quality at a glance i

The following experimental techniques were used to determine the structure:

*X-RAY DIFFRACTION*

The reported resolution of this entry is 3.70 Å.

Percentile scores (ranging between 0-100) for global validation metrics of the entry are shown in the following graphic. The table shows the number of entries on which the scores are based.



Metric	Whole archive (#Entries)	Similar resolution (#Entries, resolution range(Å))
R <sub>free</sub>	91344	1101 (3.90-3.50)
Clashscore	102246	1224 (3.90-3.50)
Ramachandran outliers	100387	1172 (3.90-3.50)
Sidechain outliers	100360	1170 (3.90-3.50)
RSRZ outliers	91569	1108 (3.90-3.50)

The table below summarises the geometric issues observed across the polymeric chains and their fit to the electron density. The red, orange, yellow and green segments on the lower bar indicate the fraction of residues that contain outliers for >=3, 2, 1 and 0 types of geometric quality criteria. A grey segment represents the fraction of residues that are not modelled. The numeric value for each fraction is indicated below the corresponding segment, with a dot representing fractions <=5%. The upper red bar (where present) indicates the fraction of residues that have poor fit to the electron density. The numeric value is given above the bar.

Mol	Chain	Length	Quality of chain
1	A	792	<div><div>%</div><div><div></div><div>63%</div><div>31%</div><div>• 5%</div></div></div>
1	B	792	<div><div>%</div><div><div></div><div>63%</div><div>31%</div><div>• 5%</div></div></div>
1	C	792	<div><div>2%</div><div><div></div><div>64%</div><div>30%</div><div>• 5%</div></div></div>
1	D	792	<div><div>%</div><div><div></div><div>64%</div><div>31%</div><div>• 5%</div></div></div>
1	E	792	<div><div>2%</div><div><div></div><div>63%</div><div>31%</div><div>• 5%</div></div></div>

Continued on next page...

Continued from previous page...

Mol	Chain	Length	Quality of chain
1	F	792	<div><div><div></div><div></div><div></div></div><div><div>2%</div><div>63%</div><div>31%</div><div>• 5%</div></div></div>
1	G	792	<div><div><div></div><div></div><div></div></div><div><div>2%</div><div>63%</div><div>31%</div><div>• 5%</div></div></div>
1	H	792	<div><div><div></div><div></div><div></div></div><div><div>%</div><div>63%</div><div>31%</div><div>• 5%</div></div></div>
1	I	792	<div><div><div></div><div></div><div></div></div><div><div>%</div><div>63%</div><div>31%</div><div>• 5%</div></div></div>
1	J	792	<div><div><div></div><div></div><div></div></div><div><div>2%</div><div>63%</div><div>31%</div><div>• 5%</div></div></div>

## 2 Entry composition

There is only 1 type of molecule in this entry. The entry contains 57630 atoms, of which 0 are hydrogens and 0 are deuteriums.

In the tables below, the ZeroOcc column contains the number of atoms modelled with zero occupancy, the AltConf column contains the number of residues with at least one atom in alternate conformation and the Trace column contains the number of residues modelled with at most 2 atoms.

- Molecule 1 is a protein called P1.

Mol	Chain	Residues	Atoms					ZeroOcc	AltConf	Trace
1	A	749	Total	C	N	O	S	0	0	0
			5763	3634	998	1107	24			
1	B	749	Total	C	N	O	S	0	0	0
			5763	3634	998	1107	24			
1	C	749	Total	C	N	O	S	0	0	0
			5763	3634	998	1107	24			
1	D	749	Total	C	N	O	S	0	0	0
			5763	3634	998	1107	24			
1	E	749	Total	C	N	O	S	0	0	0
			5763	3634	998	1107	24			
1	F	749	Total	C	N	O	S	0	0	0
			5763	3634	998	1107	24			
1	G	749	Total	C	N	O	S	0	0	0
			5763	3634	998	1107	24			
1	H	749	Total	C	N	O	S	0	0	0
			5763	3634	998	1107	24			
1	I	749	Total	C	N	O	S	0	0	0
			5763	3634	998	1107	24			
1	J	749	Total	C	N	O	S	0	0	0
			5763	3634	998	1107	24			

There are 20 discrepancies between the modelled and reference sequences:

Chain	Residue	Modelled	Actual	Comment	Reference
A	419	ALA	GLY	CONFLICT	UNP Q9MC13
A	691	ASP	GLU	CONFLICT	UNP Q9MC13
B	419	ALA	GLY	CONFLICT	UNP Q9MC13
B	691	ASP	GLU	CONFLICT	UNP Q9MC13
C	419	ALA	GLY	CONFLICT	UNP Q9MC13
C	691	ASP	GLU	CONFLICT	UNP Q9MC13
D	419	ALA	GLY	CONFLICT	UNP Q9MC13
D	691	ASP	GLU	CONFLICT	UNP Q9MC13
E	419	ALA	GLY	CONFLICT	UNP Q9MC13

*Continued on next page...*

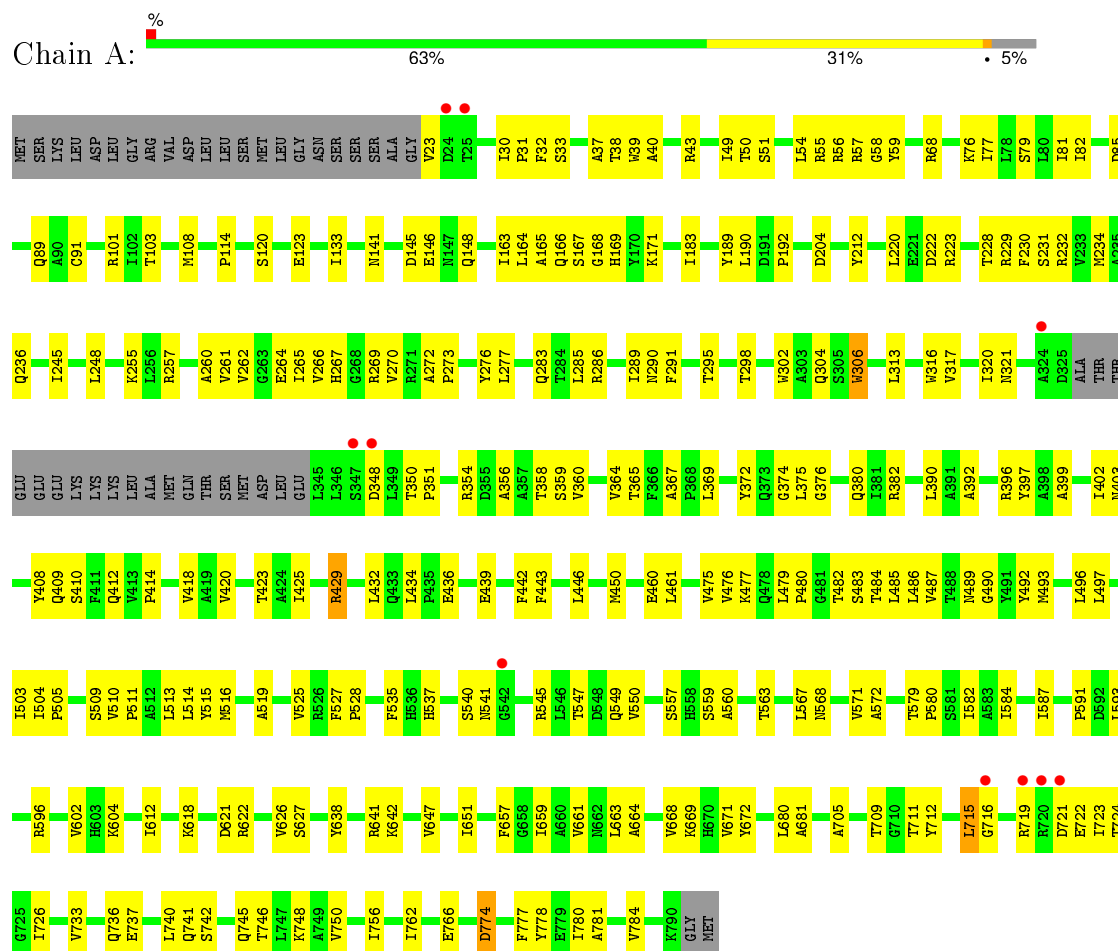
*Continued from previous page...*

Chain	Residue	Modelled	Actual	Comment	Reference
E	691	ASP	GLU	CONFLICT	UNP Q9MC13
F	419	ALA	GLY	CONFLICT	UNP Q9MC13
F	691	ASP	GLU	CONFLICT	UNP Q9MC13
G	419	ALA	GLY	CONFLICT	UNP Q9MC13
G	691	ASP	GLU	CONFLICT	UNP Q9MC13
H	419	ALA	GLY	CONFLICT	UNP Q9MC13
H	691	ASP	GLU	CONFLICT	UNP Q9MC13
I	419	ALA	GLY	CONFLICT	UNP Q9MC13
I	691	ASP	GLU	CONFLICT	UNP Q9MC13
J	419	ALA	GLY	CONFLICT	UNP Q9MC13
J	691	ASP	GLU	CONFLICT	UNP Q9MC13

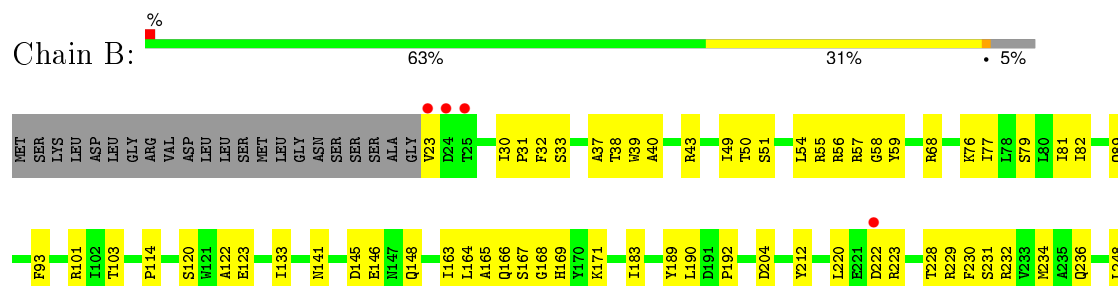
### 3 Residue-property plots

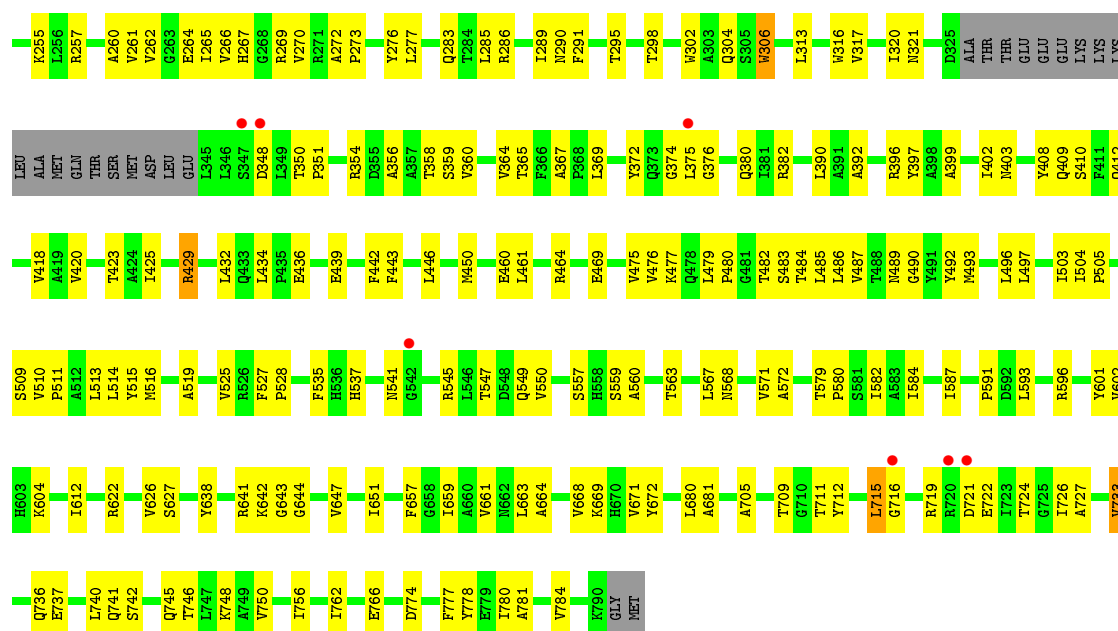
These plots are drawn for all protein, RNA and DNA chains in the entry. The first graphic for a chain summarises the proportions of errors displayed in the second graphic. The second graphic shows the sequence view annotated by issues in geometry and electron density. Residues are color-coded according to the number of geometric quality criteria for which they contain at least one outlier: green = 0, yellow = 1, orange = 2 and red = 3 or more. A red dot above a residue indicates a poor fit to the electron density ( $\text{RSRZ} > 2$ ). Stretches of 2 or more consecutive residues without any outlier are shown as a green connector. Residues present in the sample, but not in the model, are shown in grey.

#### • Molecule 1: P1

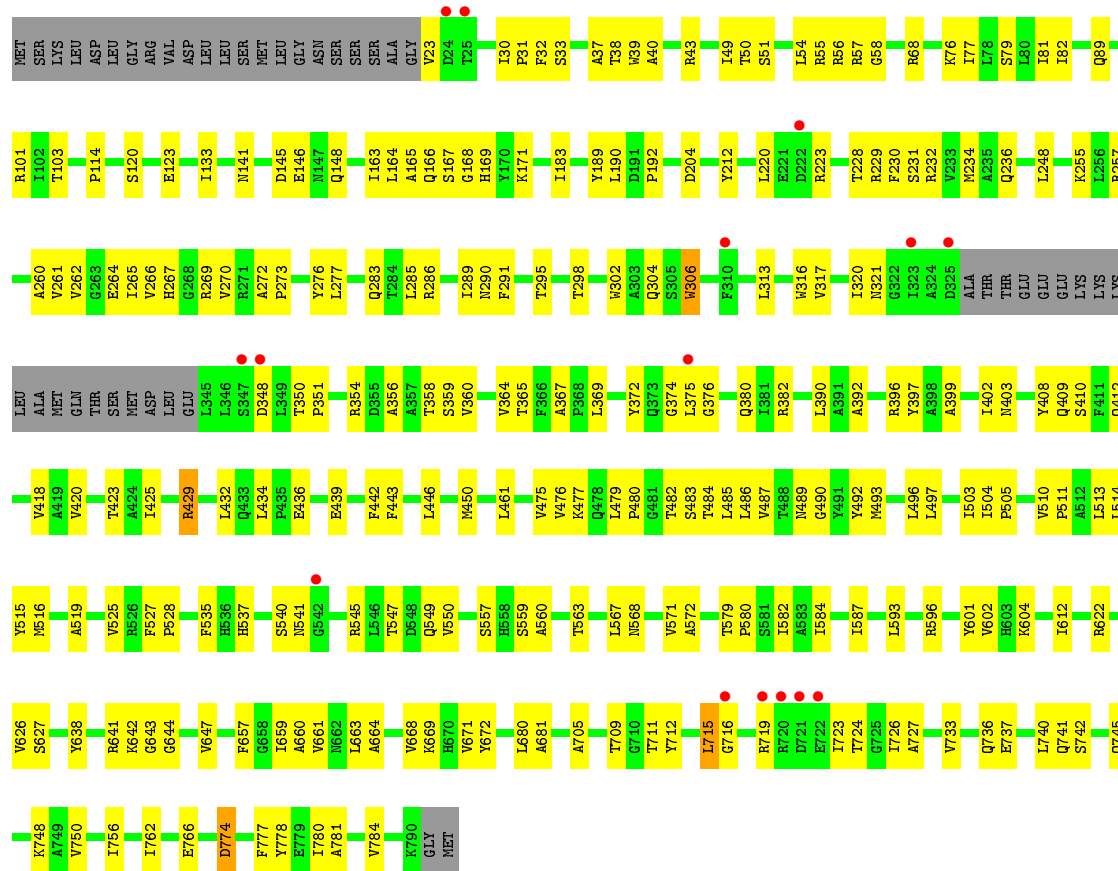


#### • Molecule 1: P1

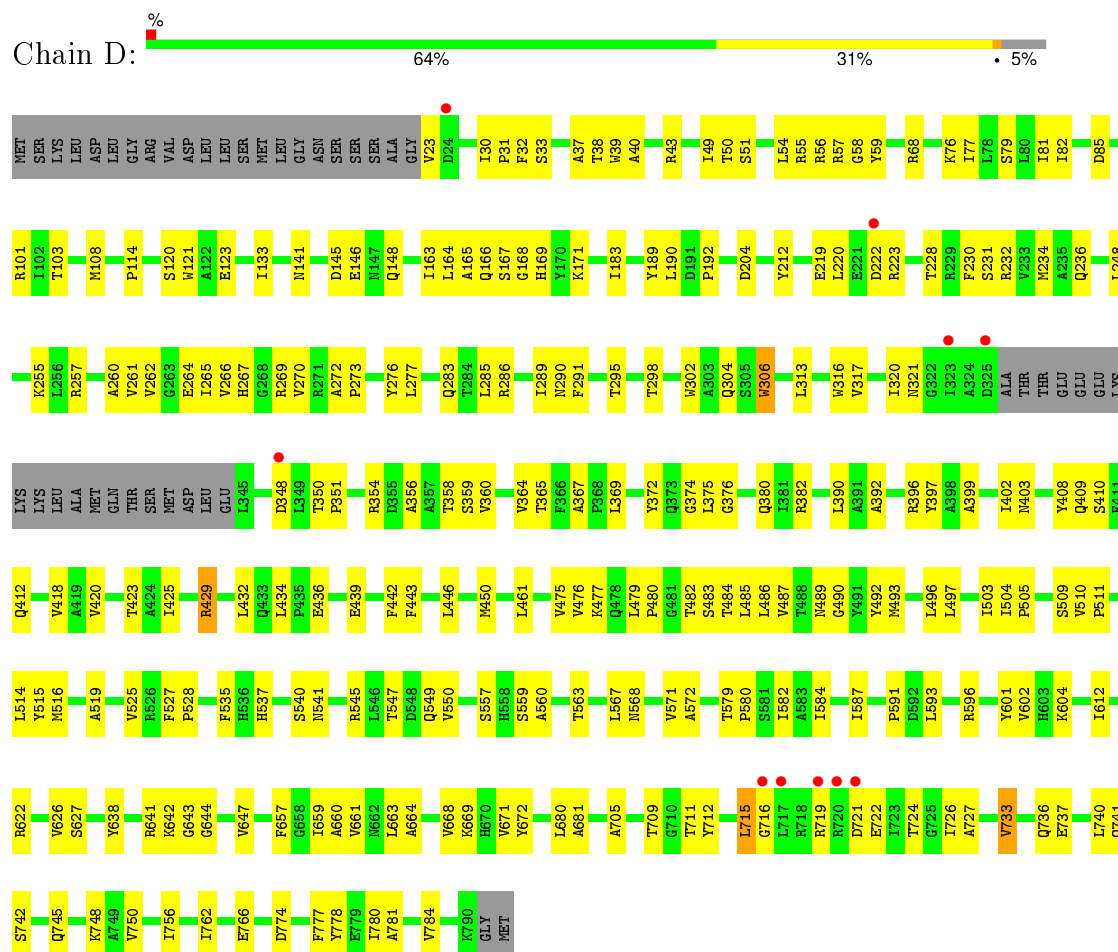




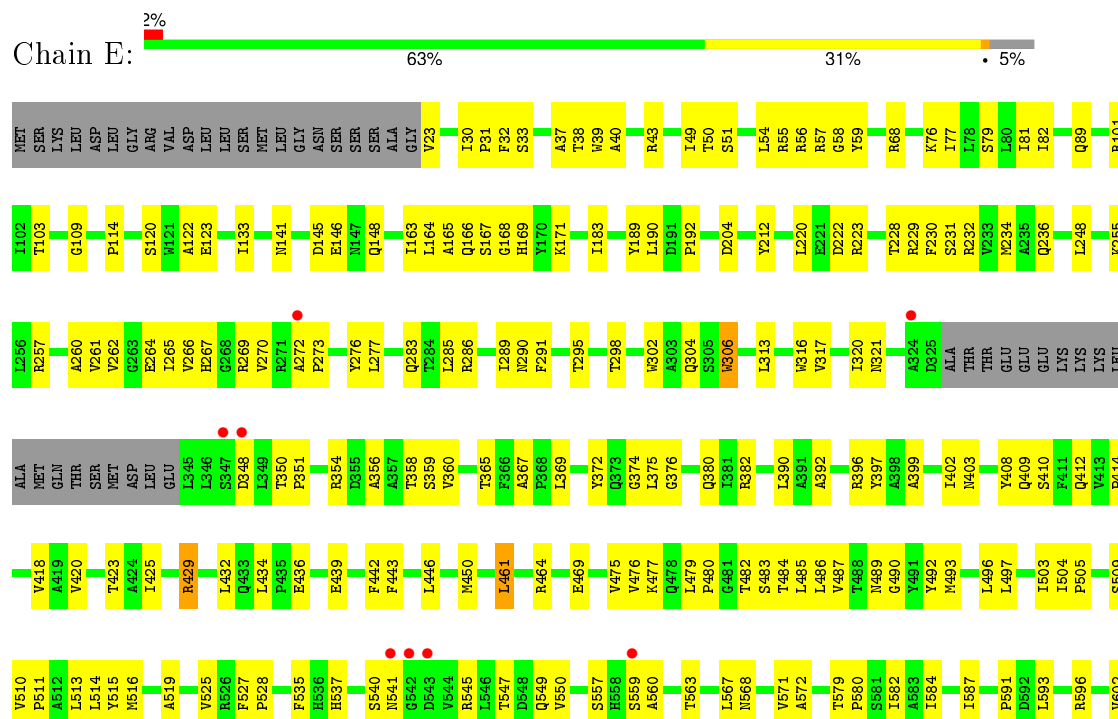
• Molecule 1: P1



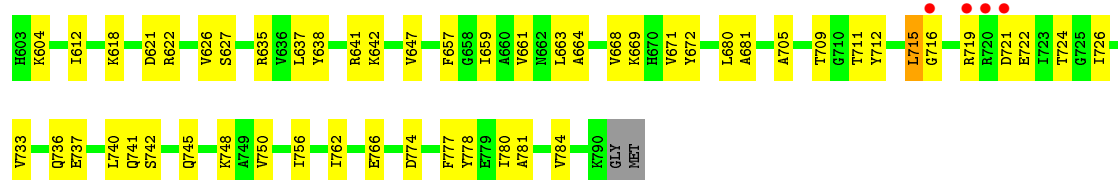
• Molecule 1: P1



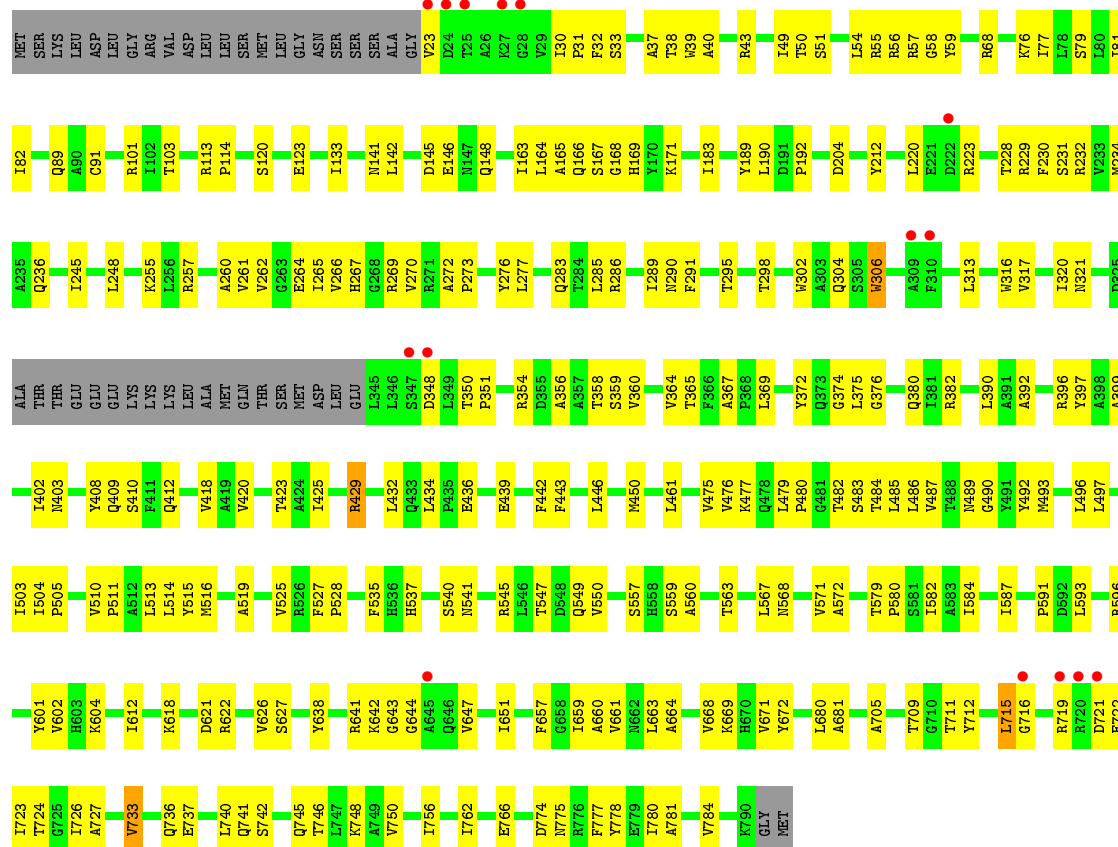
• Molecule 1: P1



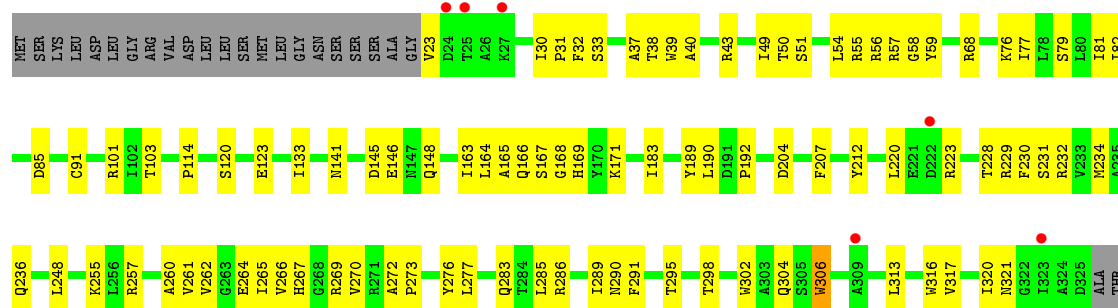


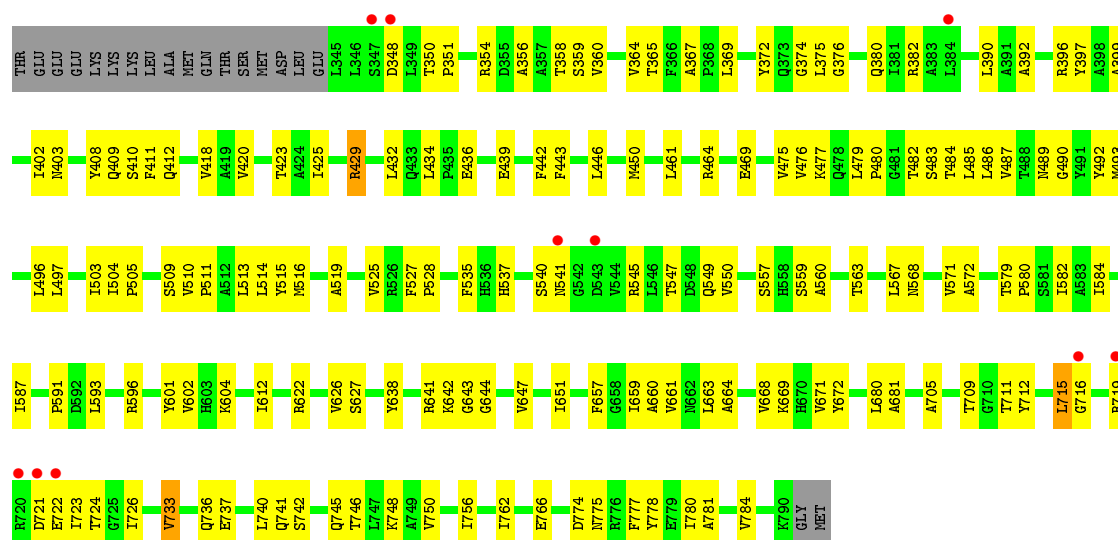


• Molecule 1: P1

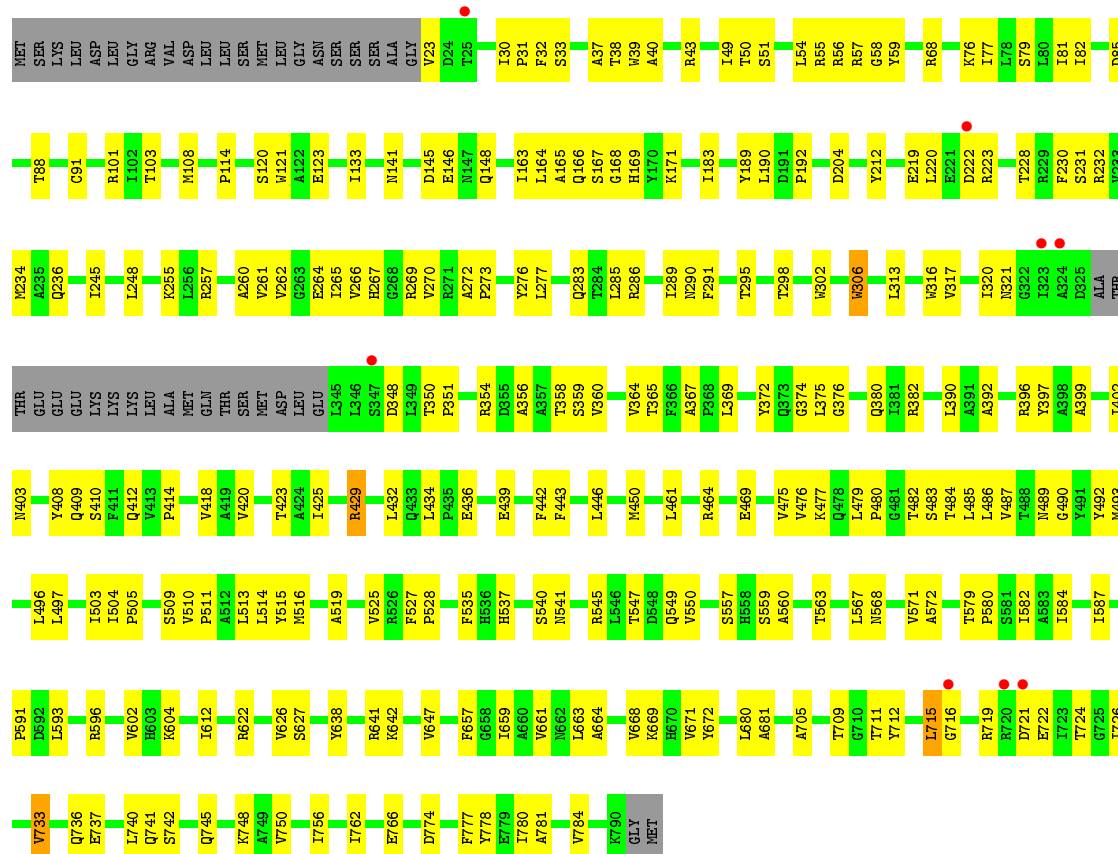


• Molecule 1: P1



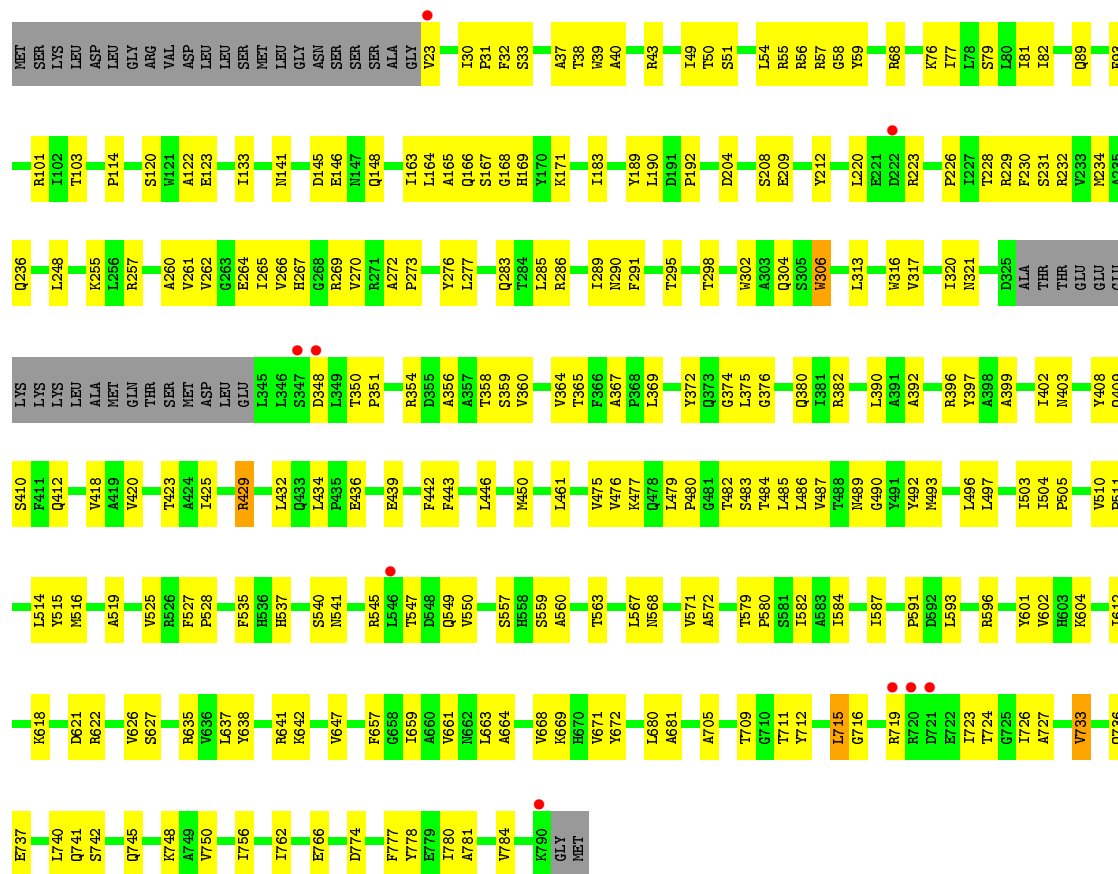


• Molecule 1: P1

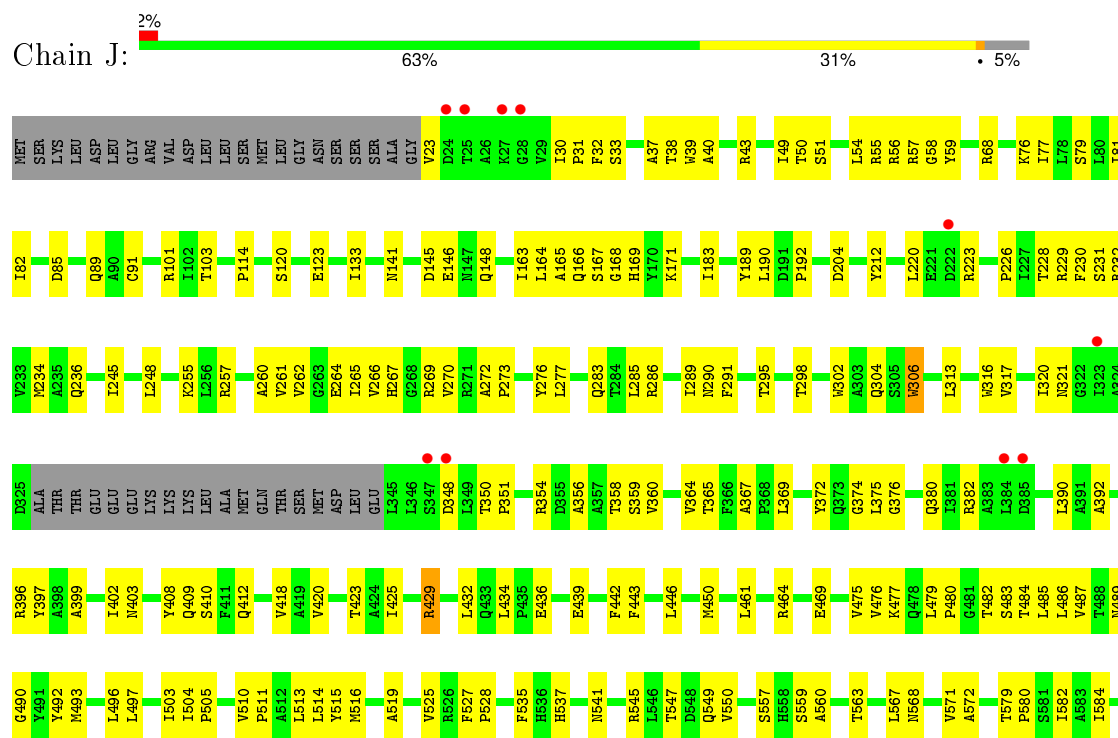


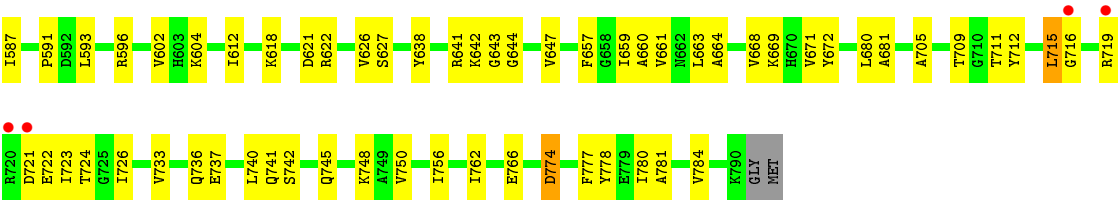
• Molecule 1: P1





- Molecule 1: P1





## 4 Data and refinement statistics

Property	Value	Source
Space group	P 41 21 2	Depositor
Cell constants a, b, c, $\alpha$ , $\beta$ , $\gamma$	314.35Å 314.35Å 527.94Å 90.00° 90.00° 90.00°	Depositor
Resolution (Å)	30.01 – 3.70 29.99 – 3.70	Depositor EDS
% Data completeness (in resolution range)	97.0 (30.01-3.70) 97.2 (29.99-3.70)	Depositor EDS
$R_{merge}$	0.17	Depositor
$R_{sym}$	(Not available)	Depositor
$\langle I/\sigma(I) \rangle$ <sup>1</sup>	2.19 (at 3.75Å)	Xtriage
Refinement program	REFMAC 5.7.0032	Depositor
R, $R_{free}$	0.244 , 0.258 0.244 , 0.257	Depositor DCC
$R_{free}$ test set	13636 reflections (5.31%)	DCC
Wilson B-factor (Å <sup>2</sup> )	126.2	Xtriage
Anisotropy	0.230	Xtriage
Bulk solvent $k_{sol}$ (e/Å <sup>3</sup> ), $B_{sol}$ (Å <sup>2</sup> )	0.29 , 87.3	EDS
Estimated twinning fraction	No twinning to report.	Xtriage
L-test for twinning <sup>2</sup>	$\langle  L  \rangle = 0.50$ , $\langle L^2 \rangle = 0.33$	Xtriage
Outliers	1 of 270608 reflections (0.000%)	Xtriage
$F_o, F_c$ correlation	0.93	EDS
Total number of atoms	57630	wwPDB-VP
Average B, all atoms (Å <sup>2</sup> )	142.0	wwPDB-VP

Xtriage's analysis on translational NCS is as follows: *The largest off-origin peak in the Patterson function is 1.41% of the height of the origin peak. No significant pseudotranslation is detected.*

<sup>1</sup>Intensities estimated from amplitudes.

<sup>2</sup>Theoretical values of  $\langle |L| \rangle$ ,  $\langle L^2 \rangle$  for acentric reflections are 0.5, 0.375 respectively for untwinned datasets, and 0.333, 0.2 for perfectly twinned datasets.

## 5 Model quality [i](#)

### 5.1 Standard geometry [i](#)

The Z score for a bond length (or angle) is the number of standard deviations the observed value is removed from the expected value. A bond length (or angle) with  $|Z| > 5$  is considered an outlier worth inspection. RMSZ is the root-mean-square of all Z scores of the bond lengths (or angles).

Mol	Chain	Bond lengths		Bond angles	
		RMSZ	# $ Z  > 5$	RMSZ	# $ Z  > 5$
1	A	0.36	0/5864	0.63	0/7955
1	B	0.37	0/5864	0.64	0/7955
1	C	0.36	0/5864	0.63	0/7955
1	D	0.37	0/5864	0.63	0/7955
1	E	0.36	0/5864	0.63	0/7955
1	F	0.36	0/5864	0.63	0/7955
1	G	0.36	0/5864	0.63	0/7955
1	H	0.36	0/5864	0.64	0/7955
1	I	0.36	0/5864	0.63	0/7955
1	J	0.36	0/5864	0.63	0/7955
All	All	0.36	0/58640	0.63	0/79550

There are no bond length outliers.

There are no bond angle outliers.

There are no chirality outliers.

There are no planarity outliers.

### 5.2 Too-close contacts [i](#)

In the following table, the Non-H and H(model) columns list the number of non-hydrogen atoms and hydrogen atoms in the chain respectively. The H(added) column lists the number of hydrogen atoms added and optimized by MolProbity. The Clashes column lists the number of clashes within the asymmetric unit, whereas Symm-Clashes lists symmetry related clashes.

Mol	Chain	Non-H	H(model)	H(added)	Clashes	Symm-Clashes
1	A	5763	0	5771	227	0
1	B	5763	0	5771	232	0
1	C	5763	0	5771	219	0
1	D	5763	0	5771	224	6
1	E	5763	0	5771	227	0
1	F	5763	0	5771	226	0

*Continued on next page...*

*Continued from previous page...*

Mol	Chain	Non-H	H(model)	H(added)	Clashes	Symm-Clashes
1	G	5763	0	5771	226	0
1	H	5763	0	5771	231	6
1	I	5763	0	5771	227	0
1	J	5763	0	5771	229	0
All	All	57630	0	57710	2172	6

The all-atom clashscore is defined as the number of clashes found per 1000 atoms (including hydrogen atoms). The all-atom clashscore for this structure is 19.

All (2172) close contacts within the same asymmetric unit are listed below, sorted by their clash magnitude.

Atom-1	Atom-2	Interatomic distance (Å)	Clash overlap (Å)
1:J:270:VAL:HG21	1:J:317:VAL:HG12	1.19	1.17
1:B:270:VAL:HG21	1:B:317:VAL:HG12	1.19	1.17
1:B:270:VAL:CG2	1:B:317:VAL:HG12	1.76	1.15
1:C:270:VAL:CG2	1:C:317:VAL:HG12	1.76	1.15
1:D:270:VAL:CG2	1:D:317:VAL:HG12	1.77	1.15
1:A:270:VAL:HG21	1:A:317:VAL:HG12	1.19	1.15
1:H:270:VAL:HG21	1:H:317:VAL:HG12	1.19	1.14
1:G:270:VAL:CG2	1:G:317:VAL:HG12	1.76	1.14
1:H:270:VAL:CG2	1:H:317:VAL:HG12	1.76	1.14
1:I:270:VAL:CG2	1:I:317:VAL:HG12	1.77	1.14
1:A:270:VAL:CG2	1:A:317:VAL:HG12	1.76	1.14
1:E:270:VAL:CG2	1:E:317:VAL:HG12	1.76	1.14
1:C:270:VAL:HG21	1:C:317:VAL:HG12	1.19	1.13
1:F:270:VAL:CG2	1:F:317:VAL:HG12	1.77	1.13
1:J:270:VAL:CG2	1:J:317:VAL:HG12	1.76	1.13
1:E:270:VAL:HG21	1:E:317:VAL:HG12	1.19	1.12
1:G:270:VAL:HG21	1:G:317:VAL:HG12	1.19	1.11
1:F:270:VAL:HG21	1:F:317:VAL:HG12	1.19	1.10
1:I:270:VAL:HG21	1:I:317:VAL:HG12	1.19	1.09
1:D:270:VAL:HG21	1:D:317:VAL:HG12	1.19	1.09
1:J:255:LYS:NZ	1:J:359:SER:OG	2.02	0.93
1:G:255:LYS:NZ	1:G:359:SER:OG	2.02	0.93
1:F:255:LYS:NZ	1:F:359:SER:OG	2.02	0.93
1:E:255:LYS:NZ	1:E:359:SER:OG	2.02	0.93
1:A:255:LYS:NZ	1:A:359:SER:OG	2.02	0.93
1:A:23:VAL:HG21	1:A:32:PHE:HB3	1.51	0.92
1:E:23:VAL:HG21	1:E:32:PHE:HB3	1.52	0.92
1:C:255:LYS:NZ	1:C:359:SER:OG	2.02	0.92
1:D:255:LYS:NZ	1:D:359:SER:OG	2.01	0.91

*Continued on next page...*

*Continued from previous page...*

Atom-1	Atom-2	Interatomic distance (Å)	Clash overlap (Å)
1:C:23:VAL:HG21	1:C:32:PHE:HB3	1.52	0.91
1:D:23:VAL:HG21	1:D:32:PHE:HB3	1.52	0.91
1:H:255:LYS:NZ	1:H:359:SER:OG	2.02	0.91
1:F:23:VAL:HG21	1:F:32:PHE:HB3	1.52	0.91
1:B:255:LYS:NZ	1:B:359:SER:OG	2.02	0.91
1:J:23:VAL:HG21	1:J:32:PHE:HB3	1.52	0.91
1:H:23:VAL:HG21	1:H:32:PHE:HB3	1.52	0.91
1:I:255:LYS:NZ	1:I:359:SER:OG	2.02	0.91
1:I:23:VAL:HG21	1:I:32:PHE:HB3	1.51	0.90
1:B:23:VAL:HG21	1:B:32:PHE:HB3	1.51	0.90
1:I:270:VAL:HG21	1:I:317:VAL:CG1	2.03	0.89
1:G:23:VAL:HG21	1:G:32:PHE:HB3	1.52	0.89
1:G:270:VAL:HG21	1:G:317:VAL:CG1	2.03	0.89
1:B:270:VAL:HG21	1:B:317:VAL:CG1	2.03	0.89
1:D:270:VAL:HG21	1:D:317:VAL:CG1	2.03	0.88
1:F:270:VAL:HG21	1:F:317:VAL:CG1	2.03	0.88
1:H:270:VAL:HG21	1:H:317:VAL:CG1	2.03	0.88
1:E:270:VAL:HG21	1:E:317:VAL:CG1	2.03	0.88
1:E:306:TRP:HD1	1:E:313:LEU:HD13	1.39	0.88
1:B:306:TRP:HD1	1:B:313:LEU:HD13	1.40	0.87
1:A:270:VAL:HG21	1:A:317:VAL:CG1	2.03	0.87
1:J:306:TRP:HD1	1:J:313:LEU:HD13	1.39	0.87
1:C:270:VAL:HG21	1:C:317:VAL:CG1	2.03	0.87
1:H:306:TRP:HD1	1:H:313:LEU:HD13	1.39	0.87
1:F:306:TRP:HD1	1:F:313:LEU:HD13	1.39	0.86
1:D:306:TRP:HD1	1:D:313:LEU:HD13	1.39	0.86
1:I:306:TRP:HD1	1:I:313:LEU:HD13	1.39	0.86
1:A:306:TRP:HD1	1:A:313:LEU:HD13	1.39	0.86
1:C:306:TRP:HD1	1:C:313:LEU:HD13	1.39	0.85
1:D:403:ASN:OD1	1:D:436:GLU:HG2	1.77	0.85
1:J:403:ASN:OD1	1:J:436:GLU:HG2	1.77	0.85
1:J:270:VAL:HG21	1:J:317:VAL:CG1	2.03	0.85
1:G:306:TRP:HD1	1:G:313:LEU:HD13	1.39	0.85
1:G:403:ASN:OD1	1:G:436:GLU:HG2	1.77	0.85
1:E:403:ASN:OD1	1:E:436:GLU:HG2	1.77	0.84
1:B:403:ASN:OD1	1:B:436:GLU:HG2	1.77	0.84
1:C:270:VAL:CG2	1:C:317:VAL:CG1	2.56	0.84
1:D:270:VAL:CG2	1:D:317:VAL:CG1	2.56	0.84
1:A:403:ASN:OD1	1:A:436:GLU:HG2	1.77	0.84
1:B:23:VAL:CG2	1:B:32:PHE:HB3	2.08	0.83
1:C:316:TRP:CE2	1:C:320:ILE:HD11	2.14	0.83

*Continued on next page...*



*Continued from previous page...*

Atom-1	Atom-2	Interatomic distance (Å)	Clash overlap (Å)
1:A:270:VAL:CG2	1:A:317:VAL:CG1	2.56	0.83
1:F:403:ASN:OD1	1:F:436:GLU:HG2	1.77	0.83
1:E:270:VAL:CG2	1:E:317:VAL:CG1	2.56	0.83
1:E:316:TRP:CE2	1:E:320:ILE:HD11	2.14	0.83
1:J:23:VAL:CG2	1:J:32:PHE:HB3	2.09	0.83
1:I:23:VAL:CG2	1:I:32:PHE:HB3	2.08	0.83
1:C:403:ASN:OD1	1:C:436:GLU:HG2	1.77	0.83
1:J:316:TRP:CE2	1:J:320:ILE:HD11	2.13	0.83
1:D:316:TRP:CE2	1:D:320:ILE:HD11	2.13	0.83
1:G:316:TRP:CE2	1:G:320:ILE:HD11	2.13	0.83
1:C:23:VAL:CG2	1:C:32:PHE:HB3	2.09	0.83
1:H:403:ASN:OD1	1:H:436:GLU:HG2	1.77	0.83
1:G:306:TRP:CD1	1:G:313:LEU:HD13	2.13	0.83
1:E:306:TRP:CD1	1:E:313:LEU:HD13	2.13	0.83
1:I:403:ASN:OD1	1:I:436:GLU:HG2	1.77	0.83
1:A:306:TRP:CD1	1:A:313:LEU:HD13	2.13	0.83
1:F:316:TRP:CE2	1:F:320:ILE:HD11	2.13	0.83
1:A:316:TRP:CE2	1:A:320:ILE:HD11	2.13	0.83
1:A:23:VAL:CG2	1:A:32:PHE:HB3	2.08	0.83
1:B:270:VAL:CG2	1:B:317:VAL:CG1	2.56	0.83
1:I:306:TRP:CD1	1:I:313:LEU:HD13	2.13	0.83
1:F:270:VAL:CG2	1:F:317:VAL:CG1	2.56	0.83
1:H:270:VAL:CG2	1:H:317:VAL:CG1	2.56	0.83
1:B:306:TRP:CD1	1:B:313:LEU:HD13	2.14	0.82
1:D:306:TRP:CD1	1:D:313:LEU:HD13	2.13	0.82
1:I:316:TRP:CE2	1:I:320:ILE:HD11	2.13	0.82
1:I:270:VAL:CG2	1:I:317:VAL:CG1	2.56	0.82
1:E:23:VAL:CG2	1:E:32:PHE:HB3	2.08	0.82
1:J:270:VAL:CG2	1:J:317:VAL:CG1	2.56	0.82
1:J:306:TRP:CD1	1:J:313:LEU:HD13	2.13	0.82
1:H:316:TRP:CE2	1:H:320:ILE:HD11	2.13	0.82
1:H:23:VAL:CG2	1:H:32:PHE:HB3	2.09	0.82
1:B:316:TRP:CE2	1:B:320:ILE:HD11	2.14	0.82
1:F:306:TRP:CD1	1:F:313:LEU:HD13	2.13	0.82
1:D:23:VAL:CG2	1:D:32:PHE:HB3	2.09	0.82
1:H:306:TRP:CD1	1:H:313:LEU:HD13	2.13	0.81
1:C:306:TRP:CD1	1:C:313:LEU:HD13	2.13	0.81
1:F:23:VAL:CG2	1:F:32:PHE:HB3	2.09	0.81
1:G:270:VAL:CG2	1:G:317:VAL:CG1	2.56	0.81
1:H:171:LYS:O	1:I:232:ARG:NH2	2.13	0.81
1:G:23:VAL:CG2	1:G:32:PHE:HB3	2.09	0.81

*Continued on next page...*

*Continued from previous page...*

Atom-1	Atom-2	Interatomic distance (Å)	Clash overlap (Å)
1:C:39:TRP:CZ3	1:C:516:MET:HG2	2.17	0.81
1:B:228:THR:O	1:B:232:ARG:HG2	1.82	0.80
1:H:273:PRO:HB3	1:H:276:TYR:CD2	2.17	0.80
1:J:273:PRO:HB3	1:J:276:TYR:CD2	2.17	0.80
1:E:39:TRP:CZ3	1:E:516:MET:HG2	2.16	0.80
1:F:228:THR:O	1:F:232:ARG:HG2	1.82	0.80
1:F:504:ILE:HG13	1:F:510:VAL:HG21	1.64	0.80
1:G:273:PRO:HB3	1:G:276:TYR:CD2	2.17	0.80
1:I:228:THR:O	1:I:232:ARG:HG2	1.82	0.80
1:G:39:TRP:CZ3	1:G:516:MET:HG2	2.17	0.80
1:G:228:THR:O	1:G:232:ARG:HG2	1.82	0.80
1:D:273:PRO:HB3	1:D:276:TYR:CD2	2.17	0.80
1:I:504:ILE:HG13	1:I:510:VAL:HG21	1.64	0.79
1:F:273:PRO:HB3	1:F:276:TYR:CD2	2.17	0.79
1:C:228:THR:O	1:C:232:ARG:HG2	1.82	0.79
1:H:228:THR:O	1:H:232:ARG:HG2	1.82	0.79
1:C:273:PRO:HB3	1:C:276:TYR:CD2	2.17	0.79
1:A:228:THR:O	1:A:232:ARG:HG2	1.82	0.79
1:F:39:TRP:CZ3	1:F:516:MET:HG2	2.17	0.79
1:I:273:PRO:HB3	1:I:276:TYR:CD2	2.17	0.79
1:H:39:TRP:CZ3	1:H:516:MET:HG2	2.18	0.79
1:A:273:PRO:HB3	1:A:276:TYR:CD2	2.17	0.79
1:J:39:TRP:CZ3	1:J:516:MET:HG2	2.18	0.79
1:D:228:THR:O	1:D:232:ARG:HG2	1.81	0.79
1:H:123:GLU:CD	1:I:229:ARG:HH12	1.86	0.78
1:D:504:ILE:HG13	1:D:510:VAL:HG21	1.64	0.78
1:B:504:ILE:HG13	1:B:510:VAL:HG21	1.65	0.78
1:I:39:TRP:CZ3	1:I:516:MET:HG2	2.17	0.78
1:A:39:TRP:CZ3	1:A:516:MET:HG2	2.18	0.78
1:D:39:TRP:CZ3	1:D:516:MET:HG2	2.18	0.78
1:E:273:PRO:HB3	1:E:276:TYR:CD2	2.19	0.78
1:A:504:ILE:HG13	1:A:510:VAL:HG21	1.64	0.78
1:J:504:ILE:HG13	1:J:510:VAL:HG21	1.65	0.78
1:B:39:TRP:CZ3	1:B:516:MET:HG2	2.17	0.78
1:C:504:ILE:HG13	1:C:510:VAL:HG21	1.64	0.78
1:E:228:THR:O	1:E:232:ARG:HG2	1.82	0.77
1:E:504:ILE:HG13	1:E:510:VAL:HG21	1.65	0.77
1:B:273:PRO:HB3	1:B:276:TYR:CD2	2.19	0.77
1:J:228:THR:O	1:J:232:ARG:HG2	1.83	0.77
1:G:504:ILE:HG13	1:G:510:VAL:HG21	1.64	0.77
1:D:171:LYS:O	1:J:232:ARG:NH2	2.17	0.77

*Continued on next page...*

*Continued from previous page...*

Atom-1	Atom-2	Interatomic distance (Å)	Clash overlap (Å)
1:C:123:GLU:HG2	1:C:171:LYS:HD2	1.68	0.76
1:H:504:ILE:HG13	1:H:510:VAL:HG21	1.65	0.76
1:A:123:GLU:HG2	1:A:171:LYS:HD2	1.68	0.76
1:D:123:GLU:HG2	1:D:171:LYS:HD2	1.68	0.76
1:B:123:GLU:HG2	1:B:171:LYS:HD2	1.68	0.76
1:J:123:GLU:HG2	1:J:171:LYS:HD2	1.67	0.75
1:I:123:GLU:HG2	1:I:171:LYS:HD2	1.68	0.75
1:D:418:VAL:HG12	1:J:141:ASN:HD21	1.52	0.74
1:H:123:GLU:HG2	1:H:171:LYS:HD2	1.68	0.74
1:I:40:ALA:HB3	1:I:290:ASN:OD1	1.88	0.74
1:G:716:GLY:HA2	1:G:742:SER:OG	1.88	0.74
1:I:716:GLY:HA2	1:I:742:SER:OG	1.88	0.74
1:D:716:GLY:HA2	1:D:742:SER:OG	1.88	0.74
1:E:716:GLY:HA2	1:E:742:SER:OG	1.88	0.74
1:F:40:ALA:HB3	1:F:290:ASN:OD1	1.87	0.74
1:C:270:VAL:HG23	1:C:317:VAL:HG12	1.70	0.74
1:G:123:GLU:HG2	1:G:171:LYS:HD2	1.68	0.74
1:E:40:ALA:HB3	1:E:290:ASN:OD1	1.88	0.74
1:B:40:ALA:HB3	1:B:290:ASN:OD1	1.88	0.74
1:A:270:VAL:HG23	1:A:317:VAL:HG12	1.70	0.74
1:E:123:GLU:HG2	1:E:171:LYS:HD2	1.68	0.74
1:F:716:GLY:HA2	1:F:742:SER:OG	1.88	0.74
1:H:716:GLY:HA2	1:H:742:SER:OG	1.88	0.74
1:B:716:GLY:HA2	1:B:742:SER:OG	1.88	0.73
1:A:716:GLY:HA2	1:A:742:SER:OG	1.88	0.73
1:A:40:ALA:HB3	1:A:290:ASN:OD1	1.88	0.73
1:C:40:ALA:HB3	1:C:290:ASN:OD1	1.88	0.73
1:F:123:GLU:HG2	1:F:171:LYS:HD2	1.68	0.73
1:G:545:ARG:HD2	1:G:572:ALA:HB1	1.71	0.73
1:H:40:ALA:HB3	1:H:290:ASN:OD1	1.88	0.73
1:D:270:VAL:HG23	1:D:317:VAL:HG12	1.70	0.73
1:E:545:ARG:HD2	1:E:572:ALA:HB1	1.71	0.73
1:J:270:VAL:HG23	1:J:317:VAL:HG12	1.70	0.72
1:D:40:ALA:HB3	1:D:290:ASN:OD1	1.88	0.72
1:H:270:VAL:HG23	1:H:317:VAL:HG12	1.70	0.72
1:D:123:GLU:CD	1:J:229:ARG:HH12	1.93	0.72
1:G:40:ALA:HB3	1:G:290:ASN:OD1	1.88	0.72
1:J:716:GLY:HA2	1:J:742:SER:OG	1.88	0.72
1:C:716:GLY:HA2	1:C:742:SER:OG	1.88	0.72
1:H:545:ARG:HD2	1:H:572:ALA:HB1	1.71	0.72
1:F:545:ARG:HD2	1:F:572:ALA:HB1	1.71	0.72

*Continued on next page...*

*Continued from previous page...*

Atom-1	Atom-2	Interatomic distance (Å)	Clash overlap (Å)
1:G:270:VAL:HG23	1:G:317:VAL:HG12	1.70	0.72
1:I:545:ARG:HD2	1:I:572:ALA:HB1	1.71	0.72
1:C:306:TRP:CD1	1:C:313:LEU:CD1	2.73	0.71
1:G:306:TRP:CD1	1:G:313:LEU:CD1	2.73	0.71
1:H:39:TRP:CE3	1:H:289:ILE:HD11	2.25	0.71
1:J:40:ALA:HB3	1:J:290:ASN:OD1	1.88	0.71
1:E:270:VAL:HG23	1:E:317:VAL:HG12	1.70	0.71
1:B:545:ARG:HD2	1:B:572:ALA:HB1	1.71	0.71
1:A:306:TRP:CD1	1:A:313:LEU:CD1	2.74	0.71
1:D:306:TRP:CD1	1:D:313:LEU:CD1	2.73	0.71
1:H:306:TRP:CD1	1:H:313:LEU:CD1	2.74	0.71
1:G:39:TRP:CE3	1:G:289:ILE:HD11	2.25	0.71
1:C:545:ARG:HD2	1:C:572:ALA:HB1	1.71	0.71
1:E:306:TRP:CD1	1:E:313:LEU:CD1	2.74	0.71
1:F:306:TRP:CD1	1:F:313:LEU:CD1	2.73	0.71
1:C:39:TRP:CE3	1:C:289:ILE:HD11	2.26	0.71
1:I:39:TRP:CE3	1:I:289:ILE:HD11	2.26	0.71
1:F:39:TRP:CE3	1:F:289:ILE:HD11	2.26	0.71
1:H:418:VAL:HG12	1:I:141:ASN:HD21	1.55	0.71
1:E:145:ASP:HB3	1:E:148:GLN:HE21	1.56	0.71
1:J:39:TRP:CE3	1:J:289:ILE:HD11	2.25	0.70
1:D:39:TRP:CE3	1:D:289:ILE:HD11	2.25	0.70
1:B:306:TRP:CD1	1:B:313:LEU:CD1	2.74	0.70
1:J:316:TRP:CD2	1:J:320:ILE:HD11	2.26	0.70
1:D:316:TRP:CD2	1:D:320:ILE:HD11	2.26	0.70
1:I:270:VAL:HG23	1:I:317:VAL:HG12	1.70	0.70
1:I:306:TRP:CD1	1:I:313:LEU:CD1	2.74	0.70
1:I:316:TRP:CD2	1:I:320:ILE:HD11	2.27	0.70
1:J:306:TRP:CD1	1:J:313:LEU:CD1	2.74	0.70
1:A:145:ASP:HB3	1:A:148:GLN:HE21	1.56	0.70
1:G:418:VAL:HG12	1:H:141:ASN:HD21	1.57	0.70
1:C:412:GLN:HG2	1:C:423:THR:HG22	1.73	0.70
1:G:316:TRP:CD2	1:G:320:ILE:HD11	2.27	0.70
1:E:39:TRP:CE3	1:E:289:ILE:HD11	2.26	0.70
1:G:145:ASP:HB3	1:G:148:GLN:HE21	1.57	0.70
1:A:545:ARG:HD2	1:A:572:ALA:HB1	1.71	0.70
1:A:39:TRP:CE3	1:A:289:ILE:HD11	2.25	0.70
1:F:145:ASP:HB3	1:F:148:GLN:HE21	1.57	0.70
1:E:316:TRP:CD2	1:E:320:ILE:HD11	2.27	0.70
1:D:545:ARG:HD2	1:D:572:ALA:HB1	1.71	0.70
1:B:145:ASP:HB3	1:B:148:GLN:HE21	1.56	0.70

*Continued on next page...*

*Continued from previous page...*

Atom-1	Atom-2	Interatomic distance (Å)	Clash overlap (Å)
1:B:270:VAL:HG22	1:B:321:ASN:ND2	2.07	0.70
1:B:316:TRP:CD2	1:B:320:ILE:HD11	2.27	0.70
1:A:316:TRP:CD2	1:A:320:ILE:HD11	2.27	0.70
1:H:145:ASP:HB3	1:H:148:GLN:HE21	1.56	0.70
1:B:39:TRP:CE3	1:B:289:ILE:HD11	2.26	0.70
1:B:412:GLN:HG2	1:B:423:THR:HG22	1.73	0.70
1:J:545:ARG:HD2	1:J:572:ALA:HB1	1.71	0.70
1:C:270:VAL:HG22	1:C:321:ASN:ND2	2.07	0.69
1:E:270:VAL:HG22	1:E:321:ASN:ND2	2.07	0.69
1:A:412:GLN:HG2	1:A:423:THR:HG22	1.73	0.69
1:E:412:GLN:HG2	1:E:423:THR:HG22	1.73	0.69
1:D:270:VAL:HG22	1:D:321:ASN:ND2	2.07	0.69
1:A:418:VAL:HG12	1:B:141:ASN:HD21	1.58	0.69
1:C:316:TRP:CD2	1:C:320:ILE:HD11	2.27	0.69
1:H:316:TRP:CD2	1:H:320:ILE:HD11	2.27	0.69
1:F:316:TRP:CD2	1:F:320:ILE:HD11	2.27	0.69
1:D:412:GLN:HG2	1:D:423:THR:HG22	1.74	0.69
1:J:270:VAL:HG22	1:J:321:ASN:ND2	2.08	0.69
1:B:270:VAL:HG23	1:B:317:VAL:HG12	1.70	0.69
1:F:270:VAL:HG22	1:F:321:ASN:ND2	2.07	0.69
1:D:145:ASP:HB3	1:D:148:GLN:HE21	1.56	0.69
1:A:270:VAL:HG22	1:A:321:ASN:ND2	2.08	0.69
1:J:412:GLN:HG2	1:J:423:THR:HG22	1.73	0.69
1:H:412:GLN:HG2	1:H:423:THR:HG22	1.74	0.69
1:I:145:ASP:HB3	1:I:148:GLN:HE21	1.57	0.69
1:F:270:VAL:HG23	1:F:317:VAL:HG12	1.70	0.69
1:E:171:LYS:O	1:F:232:ARG:NH2	2.25	0.69
1:G:270:VAL:HG22	1:G:321:ASN:ND2	2.07	0.69
1:J:145:ASP:HB3	1:J:148:GLN:HE21	1.57	0.69
1:D:262:VAL:HG11	1:D:285:LEU:HD12	1.76	0.69
1:I:267:HIS:NE2	1:I:295:THR:HG23	2.09	0.68
1:I:412:GLN:HG2	1:I:423:THR:HG22	1.73	0.68
1:H:267:HIS:NE2	1:H:295:THR:HG23	2.09	0.68
1:D:267:HIS:NE2	1:D:295:THR:HG23	2.09	0.68
1:F:412:GLN:HG2	1:F:423:THR:HG22	1.74	0.68
1:A:262:VAL:HG11	1:A:285:LEU:HD12	1.76	0.68
1:I:270:VAL:HG22	1:I:321:ASN:ND2	2.07	0.68
1:J:267:HIS:NE2	1:J:295:THR:HG23	2.09	0.68
1:H:270:VAL:HG22	1:H:321:ASN:ND2	2.07	0.68
1:A:171:LYS:O	1:B:232:ARG:NH2	2.26	0.68
1:G:412:GLN:HG2	1:G:423:THR:HG22	1.73	0.68

*Continued on next page...*

*Continued from previous page...*

Atom-1	Atom-2	Interatomic distance (Å)	Clash overlap (Å)
1:G:267:HIS:NE2	1:G:295:THR:HG23	2.09	0.68
1:A:123:GLU:CD	1:B:229:ARG:HH12	1.96	0.68
1:E:267:HIS:NE2	1:E:295:THR:HG23	2.09	0.68
1:B:262:VAL:HG11	1:B:285:LEU:HD12	1.76	0.68
1:F:267:HIS:NE2	1:F:295:THR:HG23	2.09	0.68
1:C:145:ASP:HB3	1:C:148:GLN:HE21	1.56	0.68
1:H:545:ARG:HB2	1:H:572:ALA:HB3	1.77	0.67
1:F:545:ARG:HB2	1:F:572:ALA:HB3	1.76	0.67
1:H:262:VAL:HG11	1:H:285:LEU:HD12	1.76	0.67
1:G:545:ARG:HB2	1:G:572:ALA:HB3	1.76	0.67
1:A:545:ARG:HB2	1:A:572:ALA:HB3	1.76	0.67
1:J:262:VAL:HG11	1:J:285:LEU:HD12	1.76	0.67
1:B:267:HIS:NE2	1:B:295:THR:HG23	2.09	0.67
1:B:171:LYS:O	1:C:232:ARG:NH2	2.27	0.67
1:I:593:LEU:O	1:I:596:ARG:HB3	1.95	0.67
1:J:593:LEU:O	1:J:596:ARG:HB3	1.95	0.67
1:I:545:ARG:HB2	1:I:572:ALA:HB3	1.76	0.67
1:A:267:HIS:NE2	1:A:295:THR:HG23	2.09	0.67
1:G:262:VAL:HG11	1:G:285:LEU:HD12	1.76	0.67
1:C:262:VAL:HG11	1:C:285:LEU:HD12	1.76	0.67
1:E:123:GLU:CD	1:F:229:ARG:HH12	1.97	0.67
1:D:545:ARG:HB2	1:D:572:ALA:HB3	1.76	0.67
1:A:593:LEU:O	1:A:596:ARG:HB3	1.95	0.67
1:E:593:LEU:O	1:E:596:ARG:HB3	1.95	0.67
1:E:545:ARG:HB2	1:E:572:ALA:HB3	1.76	0.67
1:C:593:LEU:O	1:C:596:ARG:HB3	1.95	0.67
1:C:267:HIS:NE2	1:C:295:THR:HG23	2.09	0.67
1:J:545:ARG:HB2	1:J:572:ALA:HB3	1.77	0.66
1:E:262:VAL:HG11	1:E:285:LEU:HD12	1.76	0.66
1:B:545:ARG:HB2	1:B:572:ALA:HB3	1.77	0.66
1:H:593:LEU:O	1:H:596:ARG:HB3	1.95	0.66
1:I:262:VAL:HG11	1:I:285:LEU:HD12	1.76	0.66
1:B:593:LEU:O	1:B:596:ARG:HB3	1.95	0.66
1:B:266:VAL:HG13	1:B:286:ARG:HD2	1.78	0.65
1:G:266:VAL:HG13	1:G:286:ARG:HD2	1.78	0.65
1:F:262:VAL:HG11	1:F:285:LEU:HD12	1.76	0.65
1:F:593:LEU:O	1:F:596:ARG:HB3	1.95	0.65
1:A:266:VAL:HG13	1:A:286:ARG:HD2	1.78	0.65
1:D:593:LEU:O	1:D:596:ARG:HB3	1.95	0.65
1:G:593:LEU:O	1:G:596:ARG:HB3	1.95	0.65
1:C:266:VAL:HG13	1:C:286:ARG:HD2	1.79	0.65

*Continued on next page...*

*Continued from previous page...*

Atom-1	Atom-2	Interatomic distance (Å)	Clash overlap (Å)
1:C:545:ARG:HB2	1:C:572:ALA:HB3	1.77	0.65
1:J:266:VAL:HG13	1:J:286:ARG:HD2	1.79	0.65
1:B:272:ALA:N	1:B:273:PRO:CD	2.60	0.65
1:D:272:ALA:N	1:D:273:PRO:CD	2.60	0.64
1:A:272:ALA:N	1:A:273:PRO:CD	2.60	0.64
1:E:272:ALA:N	1:E:273:PRO:CD	2.60	0.64
1:I:272:ALA:N	1:I:273:PRO:CD	2.60	0.64
1:H:266:VAL:HG13	1:H:286:ARG:HD2	1.79	0.64
1:F:418:VAL:HG12	1:G:141:ASN:HD21	1.61	0.64
1:J:272:ALA:N	1:J:273:PRO:CD	2.60	0.64
1:H:272:ALA:N	1:H:273:PRO:CD	2.61	0.64
1:G:272:ALA:N	1:G:273:PRO:CD	2.61	0.64
1:G:230:PHE:O	1:G:234:MET:HG3	1.98	0.64
1:F:230:PHE:O	1:F:234:MET:HG3	1.98	0.64
1:H:230:PHE:O	1:H:234:MET:HG3	1.97	0.64
1:E:230:PHE:O	1:E:234:MET:HG3	1.98	0.64
1:F:266:VAL:HG13	1:F:286:ARG:HD2	1.78	0.64
1:C:230:PHE:O	1:C:234:MET:HG3	1.98	0.64
1:J:39:TRP:CH2	1:J:516:MET:HA	2.33	0.64
1:D:230:PHE:O	1:D:234:MET:HG3	1.98	0.64
1:C:39:TRP:CH2	1:C:516:MET:HA	2.33	0.64
1:D:266:VAL:HG13	1:D:286:ARG:HD2	1.78	0.64
1:F:547:THR:HG21	1:F:571:VAL:HG12	1.80	0.64
1:C:272:ALA:N	1:C:273:PRO:CD	2.60	0.63
1:I:266:VAL:HG13	1:I:286:ARG:HD2	1.78	0.63
1:B:547:THR:HG21	1:B:571:VAL:HG12	1.80	0.63
1:G:39:TRP:CH2	1:G:516:MET:HA	2.33	0.63
1:E:547:THR:HG21	1:E:571:VAL:HG12	1.80	0.63
1:E:266:VAL:HG13	1:E:286:ARG:HD2	1.79	0.63
1:A:232:ARG:NH2	1:J:171:LYS:O	2.30	0.63
1:F:39:TRP:CH2	1:F:516:MET:HA	2.33	0.63
1:J:230:PHE:O	1:J:234:MET:HG3	1.98	0.63
1:A:547:THR:HG21	1:A:571:VAL:HG12	1.80	0.63
1:F:272:ALA:N	1:F:273:PRO:CD	2.61	0.63
1:D:39:TRP:CH2	1:D:516:MET:HA	2.34	0.63
1:I:230:PHE:O	1:I:234:MET:HG3	1.98	0.63
1:E:304:GLN:OE1	1:I:429:ARG:NE	2.28	0.63
1:J:547:THR:HG21	1:J:571:VAL:HG12	1.80	0.63
1:I:39:TRP:CH2	1:I:516:MET:HA	2.34	0.63
1:B:230:PHE:O	1:B:234:MET:HG3	1.98	0.63
1:A:39:TRP:CH2	1:A:516:MET:HA	2.34	0.63

*Continued on next page...*

*Continued from previous page...*

Atom-1	Atom-2	Interatomic distance (Å)	Clash overlap (Å)
1:B:39:TRP:CH2	1:B:516:MET:HA	2.33	0.63
1:A:230:PHE:O	1:A:234:MET:HG3	1.98	0.63
1:E:39:TRP:CH2	1:E:516:MET:HA	2.33	0.63
1:H:547:THR:HG21	1:H:571:VAL:HG12	1.80	0.63
1:C:547:THR:HG21	1:C:571:VAL:HG12	1.80	0.62
1:H:123:GLU:OE2	1:I:229:ARG:NH2	2.32	0.62
1:A:39:TRP:CZ3	1:A:289:ILE:HD11	2.35	0.62
1:C:30:ILE:HG23	1:C:31:PRO:HD2	1.82	0.62
1:B:123:GLU:CD	1:C:229:ARG:HH12	2.03	0.62
1:E:232:ARG:NH2	1:I:171:LYS:O	2.32	0.62
1:I:547:THR:HG21	1:I:571:VAL:HG12	1.80	0.62
1:G:547:THR:HG21	1:G:571:VAL:HG12	1.80	0.62
1:H:39:TRP:CZ3	1:H:289:ILE:HD11	2.35	0.62
1:E:30:ILE:HG23	1:E:31:PRO:HD2	1.82	0.62
1:G:39:TRP:CZ3	1:G:289:ILE:HD11	2.35	0.62
1:A:429:ARG:NE	1:B:304:GLN:OE1	2.32	0.62
1:B:51:SER:HB2	1:B:56:ARG:HA	1.82	0.62
1:D:39:TRP:CZ3	1:D:289:ILE:HD11	2.35	0.61
1:G:30:ILE:HG23	1:G:31:PRO:HD2	1.82	0.61
1:H:39:TRP:CH2	1:H:516:MET:HA	2.34	0.61
1:C:51:SER:HB2	1:C:56:ARG:HA	1.82	0.61
1:I:51:SER:HB2	1:I:56:ARG:HA	1.82	0.61
1:J:30:ILE:HG23	1:J:31:PRO:HD2	1.82	0.61
1:D:547:THR:HG21	1:D:571:VAL:HG12	1.80	0.61
1:B:39:TRP:CZ3	1:B:289:ILE:HD11	2.35	0.61
1:A:30:ILE:HG23	1:A:31:PRO:HD2	1.83	0.61
1:D:30:ILE:HG23	1:D:31:PRO:HD2	1.82	0.61
1:C:39:TRP:CZ3	1:C:289:ILE:HD11	2.36	0.61
1:D:51:SER:HB2	1:D:56:ARG:HA	1.82	0.61
1:E:51:SER:HB2	1:E:56:ARG:HA	1.82	0.61
1:H:30:ILE:HG23	1:H:31:PRO:HD2	1.82	0.61
1:B:30:ILE:HG23	1:B:31:PRO:HD2	1.83	0.61
1:I:39:TRP:CZ3	1:I:289:ILE:HD11	2.35	0.61
1:B:76:LYS:O	1:B:79:SER:HB3	2.01	0.61
1:A:76:LYS:O	1:A:79:SER:HB3	2.01	0.61
1:F:30:ILE:HG23	1:F:31:PRO:HD2	1.82	0.61
1:F:51:SER:HB2	1:F:56:ARG:HA	1.82	0.61
1:E:76:LYS:O	1:E:79:SER:HB3	2.01	0.61
1:E:39:TRP:CZ3	1:E:289:ILE:HD11	2.36	0.61
1:F:39:TRP:CZ3	1:F:289:ILE:HD11	2.35	0.61
1:J:39:TRP:CZ3	1:J:289:ILE:HD11	2.35	0.61

*Continued on next page...*



*Continued from previous page...*

Atom-1	Atom-2	Interatomic distance (Å)	Clash overlap (Å)
1:A:141:ASN:HD21	1:J:418:VAL:HG12	1.66	0.61
1:I:76:LYS:O	1:I:79:SER:HB3	2.01	0.60
1:B:418:VAL:HG12	1:C:141:ASN:HD21	1.66	0.60
1:D:76:LYS:O	1:D:79:SER:HB3	2.01	0.60
1:G:51:SER:HB2	1:G:56:ARG:HA	1.82	0.60
1:A:51:SER:HB2	1:A:56:ARG:HA	1.82	0.60
1:H:76:LYS:O	1:H:79:SER:HB3	2.01	0.60
1:H:51:SER:HB2	1:H:56:ARG:HA	1.83	0.60
1:J:76:LYS:O	1:J:79:SER:HB3	2.01	0.60
1:F:740:LEU:HD23	1:F:784:VAL:HG21	1.84	0.60
1:F:76:LYS:O	1:F:79:SER:HB3	2.01	0.60
1:H:480:PRO:HD2	1:H:567:LEU:CD2	2.32	0.60
1:G:76:LYS:O	1:G:79:SER:HB3	2.01	0.60
1:J:51:SER:HB2	1:J:56:ARG:HA	1.82	0.60
1:E:740:LEU:HD23	1:E:784:VAL:HG21	1.84	0.60
1:C:480:PRO:HD2	1:C:567:LEU:CD2	2.32	0.60
1:E:141:ASN:HD21	1:I:418:VAL:HG12	1.66	0.60
1:I:30:ILE:HG23	1:I:31:PRO:HD2	1.82	0.60
1:C:740:LEU:HD23	1:C:784:VAL:HG21	1.84	0.59
1:I:740:LEU:HD23	1:I:784:VAL:HG21	1.84	0.59
1:I:480:PRO:HD2	1:I:567:LEU:CD2	2.32	0.59
1:B:480:PRO:HD2	1:B:567:LEU:CD2	2.32	0.59
1:F:480:PRO:HD2	1:F:567:LEU:CD2	2.32	0.59
1:A:740:LEU:HD23	1:A:784:VAL:HG21	1.84	0.59
1:E:480:PRO:HD2	1:E:567:LEU:CD2	2.32	0.59
1:C:418:VAL:HG12	1:D:141:ASN:HD21	1.66	0.59
1:A:50:THR:HG22	1:A:183:ILE:HB	1.85	0.59
1:B:740:LEU:HD23	1:B:784:VAL:HG21	1.84	0.59
1:I:50:THR:HG22	1:I:183:ILE:HB	1.85	0.59
1:C:76:LYS:O	1:C:79:SER:HB3	2.01	0.59
1:J:740:LEU:HD23	1:J:784:VAL:HG21	1.84	0.59
1:C:39:TRP:CD2	1:C:289:ILE:HD11	2.38	0.59
1:G:480:PRO:HD2	1:G:567:LEU:CD2	2.32	0.59
1:E:50:THR:HG22	1:E:183:ILE:HB	1.85	0.59
1:H:740:LEU:HD23	1:H:784:VAL:HG21	1.83	0.59
1:G:39:TRP:CD2	1:G:289:ILE:HD11	2.38	0.59
1:J:480:PRO:HD2	1:J:567:LEU:CD2	2.32	0.59
1:D:480:PRO:HD2	1:D:567:LEU:CD2	2.32	0.59
1:H:39:TRP:CD2	1:H:289:ILE:HD11	2.38	0.59
1:G:740:LEU:HD23	1:G:784:VAL:HG21	1.84	0.58
1:C:50:THR:HG22	1:C:183:ILE:HB	1.85	0.58

*Continued on next page...*

*Continued from previous page...*

Atom-1	Atom-2	Interatomic distance (Å)	Clash overlap (Å)
1:J:50:THR:HG22	1:J:183:ILE:HB	1.84	0.58
1:A:480:PRO:HD2	1:A:567:LEU:CD2	2.33	0.58
1:H:50:THR:HG22	1:H:183:ILE:HB	1.85	0.58
1:E:39:TRP:CD2	1:E:289:ILE:HD11	2.38	0.58
1:I:39:TRP:CD2	1:I:289:ILE:HD11	2.38	0.58
1:C:30:ILE:HG23	1:C:31:PRO:CD	2.33	0.58
1:B:354:ARG:NH1	1:B:358:THR:HG22	2.19	0.58
1:D:30:ILE:HG23	1:D:31:PRO:CD	2.34	0.58
1:D:740:LEU:HD23	1:D:784:VAL:HG21	1.84	0.58
1:D:120:SER:OG	1:D:223:ARG:N	2.37	0.58
1:A:39:TRP:CD2	1:A:289:ILE:HD11	2.38	0.58
1:E:30:ILE:HG23	1:E:31:PRO:CD	2.34	0.58
1:H:354:ARG:NH1	1:H:358:THR:HG22	2.19	0.58
1:J:30:ILE:HG23	1:J:31:PRO:CD	2.34	0.58
1:F:30:ILE:HG23	1:F:31:PRO:CD	2.34	0.58
1:C:723:ILE:HD11	1:D:509:SER:OG	2.03	0.58
1:F:354:ARG:NH1	1:F:358:THR:HG22	2.19	0.58
1:F:39:TRP:CD2	1:F:289:ILE:HD11	2.38	0.58
1:H:30:ILE:CG2	1:H:31:PRO:HD2	2.34	0.58
1:G:660:ALA:HB1	1:H:85:ASP:OD2	2.03	0.58
1:B:557:SER:OG	1:B:560:ALA:HB3	2.04	0.58
1:D:39:TRP:CD2	1:D:289:ILE:HD11	2.38	0.57
1:B:30:ILE:HG23	1:B:31:PRO:CD	2.34	0.57
1:D:50:THR:HG22	1:D:183:ILE:HB	1.85	0.57
1:B:103:THR:HG22	1:B:133:ILE:HA	1.86	0.57
1:A:354:ARG:NH1	1:A:358:THR:HG22	2.19	0.57
1:G:50:THR:HG22	1:G:183:ILE:HB	1.85	0.57
1:I:354:ARG:NH1	1:I:358:THR:HG22	2.19	0.57
1:B:50:THR:HG22	1:B:183:ILE:HB	1.85	0.57
1:A:229:ARG:HH12	1:J:123:GLU:CD	2.08	0.57
1:B:39:TRP:CD2	1:B:289:ILE:HD11	2.39	0.57
1:B:285:LEU:HD13	1:B:291:PHE:CE2	2.39	0.57
1:E:30:ILE:CG2	1:E:31:PRO:HD2	2.34	0.57
1:J:30:ILE:CG2	1:J:31:PRO:HD2	2.34	0.57
1:H:120:SER:OG	1:H:223:ARG:N	2.37	0.57
1:F:50:THR:HG22	1:F:183:ILE:HB	1.85	0.57
1:F:375:LEU:HB2	1:F:582:ILE:O	2.04	0.57
1:B:375:LEU:HB2	1:B:582:ILE:O	2.05	0.57
1:G:375:LEU:HB2	1:G:582:ILE:O	2.05	0.57
1:G:30:ILE:CG2	1:G:31:PRO:HD2	2.34	0.57
1:A:30:ILE:CG2	1:A:31:PRO:HD2	2.34	0.57

*Continued on next page...*

*Continued from previous page...*

Atom-1	Atom-2	Interatomic distance (Å)	Clash overlap (Å)
1:A:30:ILE:HG23	1:A:31:PRO:CD	2.34	0.57
1:D:30:ILE:CG2	1:D:31:PRO:HD2	2.34	0.57
1:A:712:TYR:HE2	1:A:750:VAL:HG21	1.70	0.57
1:G:557:SER:OG	1:G:560:ALA:HB3	2.05	0.57
1:H:375:LEU:HB2	1:H:582:ILE:O	2.05	0.57
1:F:120:SER:OG	1:F:223:ARG:N	2.37	0.57
1:A:103:THR:HG22	1:A:133:ILE:HA	1.87	0.57
1:H:557:SER:OG	1:H:560:ALA:HB3	2.05	0.57
1:J:557:SER:OG	1:J:560:ALA:HB3	2.04	0.57
1:J:270:VAL:HG11	1:J:320:ILE:HB	1.86	0.57
1:B:120:SER:OG	1:B:223:ARG:N	2.37	0.57
1:I:557:SER:OG	1:I:560:ALA:HB3	2.05	0.57
1:E:123:GLU:CG	1:E:171:LYS:HD2	2.35	0.57
1:J:39:TRP:CD2	1:J:289:ILE:HD11	2.38	0.57
1:D:123:GLU:OE2	1:J:229:ARG:NH2	2.35	0.57
1:I:375:LEU:HB2	1:I:582:ILE:O	2.05	0.57
1:I:120:SER:OG	1:I:223:ARG:N	2.38	0.57
1:C:30:ILE:CG2	1:C:31:PRO:HD2	2.34	0.57
1:B:30:ILE:CG2	1:B:31:PRO:HD2	2.34	0.57
1:C:103:THR:HG22	1:C:133:ILE:HA	1.87	0.57
1:I:164:LEU:O	1:I:168:GLY:HA2	2.05	0.57
1:A:55:ARG:NE	1:A:587:ILE:HD11	2.20	0.57
1:I:123:GLU:CG	1:I:171:LYS:HD2	2.35	0.57
1:H:30:ILE:HG23	1:H:31:PRO:CD	2.34	0.57
1:E:354:ARG:NH1	1:E:358:THR:HG22	2.19	0.57
1:F:557:SER:OG	1:F:560:ALA:HB3	2.05	0.57
1:E:55:ARG:NE	1:E:587:ILE:HD11	2.20	0.57
1:B:164:LEU:O	1:B:168:GLY:HA2	2.05	0.57
1:E:164:LEU:O	1:E:168:GLY:HA2	2.05	0.57
1:J:354:ARG:NH1	1:J:358:THR:HG22	2.19	0.57
1:I:270:VAL:HG11	1:I:320:ILE:HB	1.87	0.57
1:I:285:LEU:HD13	1:I:291:PHE:CE2	2.40	0.57
1:G:164:LEU:O	1:G:168:GLY:HA2	2.05	0.57
1:G:354:ARG:NH1	1:G:358:THR:HG22	2.19	0.57
1:F:171:LYS:O	1:G:232:ARG:NH2	2.38	0.57
1:A:285:LEU:HD13	1:A:291:PHE:CE2	2.40	0.57
1:E:375:LEU:HB2	1:E:582:ILE:O	2.05	0.57
1:G:712:TYR:HE2	1:G:750:VAL:HG21	1.70	0.57
1:C:712:TYR:HE2	1:C:750:VAL:HG21	1.70	0.57
1:D:164:LEU:O	1:D:168:GLY:HA2	2.05	0.57
1:D:123:GLU:CG	1:D:171:LYS:HD2	2.35	0.57

*Continued on next page...*

*Continued from previous page...*

Atom-1	Atom-2	Interatomic distance (Å)	Clash overlap (Å)
1:H:285:LEU:HD13	1:H:291:PHE:CE2	2.39	0.57
1:G:30:ILE:HG23	1:G:31:PRO:CD	2.34	0.57
1:E:712:TYR:HE2	1:E:750:VAL:HG21	1.70	0.57
1:B:123:GLU:CG	1:B:171:LYS:HD2	2.35	0.56
1:E:285:LEU:HD13	1:E:291:PHE:CE2	2.39	0.56
1:D:354:ARG:NH1	1:D:358:THR:HG22	2.19	0.56
1:F:164:LEU:O	1:F:168:GLY:HA2	2.04	0.56
1:D:55:ARG:NE	1:D:587:ILE:HD11	2.20	0.56
1:E:557:SER:OG	1:E:560:ALA:HB3	2.04	0.56
1:C:164:LEU:O	1:C:168:GLY:HA2	2.05	0.56
1:C:557:SER:OG	1:C:560:ALA:HB3	2.05	0.56
1:C:348:ASP:C	1:C:351:PRO:HD2	2.26	0.56
1:C:270:VAL:HG11	1:C:320:ILE:HB	1.87	0.56
1:C:123:GLU:CG	1:C:171:LYS:HD2	2.35	0.56
1:D:285:LEU:HD13	1:D:291:PHE:CE2	2.40	0.56
1:J:285:LEU:HD13	1:J:291:PHE:CE2	2.40	0.56
1:F:30:ILE:CG2	1:F:31:PRO:HD2	2.34	0.56
1:J:375:LEU:HB2	1:J:582:ILE:O	2.05	0.56
1:G:120:SER:OG	1:G:223:ARG:N	2.38	0.56
1:D:103:THR:HG22	1:D:133:ILE:HA	1.87	0.56
1:A:557:SER:OG	1:A:560:ALA:HB3	2.05	0.56
1:A:375:LEU:HB2	1:A:582:ILE:O	2.05	0.56
1:D:659:ILE:H	1:D:659:ILE:HD12	1.70	0.56
1:A:316:TRP:CZ2	1:A:320:ILE:HD11	2.41	0.56
1:A:123:GLU:CG	1:A:171:LYS:HD2	2.35	0.56
1:E:229:ARG:HH12	1:I:123:GLU:CD	2.09	0.56
1:I:30:ILE:CG2	1:I:31:PRO:HD2	2.34	0.56
1:I:30:ILE:HG23	1:I:31:PRO:CD	2.34	0.56
1:D:375:LEU:HB2	1:D:582:ILE:O	2.04	0.56
1:H:164:LEU:O	1:H:168:GLY:HA2	2.04	0.56
1:E:120:SER:OG	1:E:223:ARG:N	2.38	0.56
1:G:103:THR:HG22	1:G:133:ILE:HA	1.86	0.56
1:E:659:ILE:H	1:E:659:ILE:HD12	1.70	0.56
1:F:659:ILE:H	1:F:659:ILE:HD12	1.70	0.56
1:C:120:SER:OG	1:C:223:ARG:N	2.39	0.56
1:E:103:THR:HG22	1:E:133:ILE:HA	1.87	0.56
1:D:557:SER:OG	1:D:560:ALA:HB3	2.05	0.56
1:G:270:VAL:HG11	1:G:320:ILE:HB	1.87	0.56
1:E:270:VAL:HG11	1:E:320:ILE:HB	1.87	0.56
1:F:270:VAL:HG11	1:F:320:ILE:HB	1.87	0.56
1:F:49:ILE:HG23	1:F:50:THR:HG23	1.88	0.56

*Continued on next page...*

*Continued from previous page...*

Atom-1	Atom-2	Interatomic distance (Å)	Clash overlap (Å)
1:G:348:ASP:C	1:G:351:PRO:HD2	2.25	0.56
1:B:167:SER:OG	1:B:169:HIS:CD2	2.59	0.56
1:G:55:ARG:NE	1:G:587:ILE:HD11	2.20	0.56
1:C:354:ARG:NH1	1:C:358:THR:HG22	2.19	0.56
1:D:348:ASP:C	1:D:351:PRO:HD2	2.26	0.56
1:D:270:VAL:HG11	1:D:320:ILE:HB	1.87	0.56
1:F:285:LEU:HD13	1:F:291:PHE:CE2	2.40	0.56
1:G:503:ILE:HG22	1:G:515:TYR:CE1	2.40	0.56
1:J:120:SER:OG	1:J:223:ARG:N	2.38	0.56
1:H:55:ARG:NE	1:H:587:ILE:HD11	2.20	0.56
1:F:123:GLU:CG	1:F:171:LYS:HD2	2.35	0.56
1:C:285:LEU:HD13	1:C:291:PHE:CE2	2.40	0.56
1:C:49:ILE:HG23	1:C:50:THR:HG23	1.87	0.56
1:D:49:ILE:HG23	1:D:50:THR:HG23	1.88	0.56
1:I:103:THR:HG22	1:I:133:ILE:HA	1.88	0.56
1:F:712:TYR:HE2	1:F:750:VAL:HG21	1.70	0.56
1:I:167:SER:OG	1:I:169:HIS:CD2	2.59	0.56
1:I:659:ILE:HD12	1:I:659:ILE:H	1.70	0.56
1:B:55:ARG:NE	1:B:587:ILE:HD11	2.20	0.56
1:C:55:ARG:NE	1:C:587:ILE:HD11	2.20	0.56
1:H:712:TYR:HE2	1:H:750:VAL:HG21	1.70	0.56
1:J:659:ILE:HD12	1:J:659:ILE:H	1.71	0.56
1:D:316:TRP:CZ2	1:D:320:ILE:HD11	2.41	0.56
1:H:270:VAL:HG11	1:H:320:ILE:HB	1.87	0.56
1:I:712:TYR:HE2	1:I:750:VAL:HG21	1.70	0.56
1:C:375:LEU:HB2	1:C:582:ILE:O	2.04	0.56
1:H:348:ASP:C	1:H:351:PRO:HD2	2.26	0.56
1:D:503:ILE:HG22	1:D:515:TYR:CE1	2.41	0.56
1:I:348:ASP:C	1:I:351:PRO:HD2	2.26	0.56
1:E:503:ILE:HG22	1:E:515:TYR:CE1	2.41	0.56
1:D:712:TYR:HE2	1:D:750:VAL:HG21	1.70	0.56
1:G:659:ILE:HD12	1:G:659:ILE:H	1.71	0.56
1:A:270:VAL:HG11	1:A:320:ILE:HB	1.87	0.56
1:G:316:TRP:CZ2	1:G:320:ILE:HD11	2.41	0.56
1:J:49:ILE:HG23	1:J:50:THR:HG23	1.88	0.56
1:H:49:ILE:HG23	1:H:50:THR:HG23	1.87	0.56
1:J:375:LEU:HD12	1:J:375:LEU:O	2.06	0.56
1:A:120:SER:OG	1:A:223:ARG:N	2.38	0.56
1:A:167:SER:OG	1:A:169:HIS:CD2	2.59	0.56
1:E:348:ASP:C	1:E:351:PRO:HD2	2.26	0.56
1:J:164:LEU:O	1:J:168:GLY:HA2	2.05	0.56

*Continued on next page...*

*Continued from previous page...*

Atom-1	Atom-2	Interatomic distance (Å)	Clash overlap (Å)
1:J:123:GLU:CG	1:J:171:LYS:HD2	2.35	0.56
1:A:503:ILE:HG22	1:A:515:TYR:CE1	2.41	0.56
1:I:55:ARG:NE	1:I:587:ILE:HD11	2.20	0.56
1:B:270:VAL:HG11	1:B:320:ILE:HB	1.87	0.55
1:I:316:TRP:CZ2	1:I:320:ILE:HD11	2.41	0.55
1:C:291:PHE:O	1:C:295:THR:HG22	2.07	0.55
1:J:103:THR:HG22	1:J:133:ILE:HA	1.87	0.55
1:F:348:ASP:C	1:F:351:PRO:HD2	2.26	0.55
1:H:503:ILE:HG22	1:H:515:TYR:CE1	2.41	0.55
1:H:659:ILE:HD12	1:H:659:ILE:H	1.71	0.55
1:J:316:TRP:CZ2	1:J:320:ILE:HD11	2.41	0.55
1:H:123:GLU:CG	1:H:171:LYS:HD2	2.35	0.55
1:A:291:PHE:O	1:A:295:THR:HG22	2.07	0.55
1:J:291:PHE:O	1:J:295:THR:HG22	2.07	0.55
1:G:285:LEU:HD13	1:G:291:PHE:CE2	2.40	0.55
1:I:49:ILE:HG23	1:I:50:THR:HG23	1.87	0.55
1:B:375:LEU:O	1:B:375:LEU:HD12	2.06	0.55
1:H:375:LEU:O	1:H:375:LEU:HD12	2.06	0.55
1:D:375:LEU:HD12	1:D:375:LEU:O	2.06	0.55
1:B:712:TYR:HE2	1:B:750:VAL:HG21	1.70	0.55
1:G:167:SER:OG	1:G:169:HIS:CD2	2.60	0.55
1:A:164:LEU:O	1:A:168:GLY:HA2	2.05	0.55
1:F:103:THR:HG22	1:F:133:ILE:HA	1.87	0.55
1:E:412:GLN:O	1:F:89:GLN:NE2	2.37	0.55
1:D:291:PHE:O	1:D:295:THR:HG22	2.06	0.55
1:I:375:LEU:HD12	1:I:375:LEU:O	2.06	0.55
1:C:503:ILE:HG22	1:C:515:TYR:CE1	2.42	0.55
1:D:204:ASP:O	1:D:248:LEU:HD11	2.06	0.55
1:B:49:ILE:HG23	1:B:50:THR:HG23	1.88	0.55
1:J:503:ILE:HG22	1:J:515:TYR:CE1	2.41	0.55
1:J:712:TYR:HE2	1:J:750:VAL:HG21	1.70	0.55
1:J:348:ASP:C	1:J:351:PRO:HD2	2.26	0.55
1:H:103:THR:HG22	1:H:133:ILE:HA	1.86	0.55
1:F:316:TRP:CZ2	1:F:320:ILE:HD11	2.41	0.55
1:I:291:PHE:O	1:I:295:THR:HG22	2.07	0.55
1:J:380:GLN:HB3	1:J:390:LEU:HD23	1.88	0.55
1:A:49:ILE:HG23	1:A:50:THR:HG23	1.87	0.55
1:J:55:ARG:NE	1:J:587:ILE:HD11	2.21	0.55
1:C:204:ASP:O	1:C:248:LEU:HD11	2.07	0.55
1:A:659:ILE:H	1:A:659:ILE:HD12	1.71	0.55
1:E:316:TRP:CZ2	1:E:320:ILE:HD11	2.41	0.55

*Continued on next page...*

*Continued from previous page...*

Atom-1	Atom-2	Interatomic distance (Å)	Clash overlap (Å)
1:H:291:PHE:O	1:H:295:THR:HG22	2.07	0.55
1:C:375:LEU:HD12	1:C:375:LEU:O	2.06	0.55
1:C:659:ILE:HD12	1:C:659:ILE:H	1.70	0.55
1:H:380:GLN:HB3	1:H:390:LEU:HD23	1.89	0.55
1:I:380:GLN:HB3	1:I:390:LEU:HD23	1.89	0.55
1:D:380:GLN:HB3	1:D:390:LEU:HD23	1.89	0.55
1:G:49:ILE:HG23	1:G:50:THR:HG23	1.88	0.55
1:E:375:LEU:HD12	1:E:375:LEU:O	2.07	0.55
1:A:348:ASP:C	1:A:351:PRO:HD2	2.26	0.55
1:E:204:ASP:O	1:E:248:LEU:HD11	2.07	0.55
1:J:167:SER:OG	1:J:169:HIS:CD2	2.59	0.55
1:C:316:TRP:CZ2	1:C:320:ILE:HD11	2.41	0.55
1:A:418:VAL:CG1	1:B:141:ASN:HD21	2.19	0.55
1:G:375:LEU:O	1:G:375:LEU:HD12	2.07	0.55
1:F:167:SER:OG	1:F:169:HIS:CD2	2.60	0.55
1:B:503:ILE:HG22	1:B:515:TYR:CE1	2.42	0.55
1:J:204:ASP:O	1:J:248:LEU:HD11	2.07	0.55
1:H:204:ASP:O	1:H:248:LEU:HD11	2.07	0.55
1:H:167:SER:OG	1:H:169:HIS:CD2	2.60	0.55
1:A:375:LEU:O	1:A:375:LEU:HD12	2.06	0.55
1:A:204:ASP:O	1:A:248:LEU:HD11	2.07	0.55
1:C:313:LEU:O	1:C:317:VAL:HG23	2.07	0.55
1:F:313:LEU:O	1:F:317:VAL:HG23	2.07	0.55
1:G:380:GLN:HB3	1:G:390:LEU:HD23	1.89	0.55
1:E:380:GLN:HB3	1:E:390:LEU:HD23	1.89	0.55
1:B:291:PHE:O	1:B:295:THR:HG22	2.06	0.55
1:B:348:ASP:C	1:B:351:PRO:HD2	2.26	0.55
1:B:316:TRP:CZ2	1:B:320:ILE:HD11	2.41	0.54
1:G:313:LEU:O	1:G:317:VAL:HG23	2.07	0.54
1:I:313:LEU:O	1:I:317:VAL:HG23	2.07	0.54
1:F:375:LEU:HD12	1:F:375:LEU:O	2.06	0.54
1:I:204:ASP:O	1:I:248:LEU:HD11	2.07	0.54
1:D:476:VAL:HG13	1:D:485:LEU:HD13	1.89	0.54
1:F:476:VAL:HG13	1:F:485:LEU:HD13	1.89	0.54
1:F:204:ASP:O	1:F:248:LEU:HD11	2.07	0.54
1:F:55:ARG:NE	1:F:587:ILE:HD11	2.20	0.54
1:B:659:ILE:HD12	1:B:659:ILE:H	1.70	0.54
1:E:476:VAL:HG13	1:E:485:LEU:HD13	1.89	0.54
1:E:429:ARG:NE	1:F:304:GLN:OE1	2.40	0.54
1:A:476:VAL:HG13	1:A:485:LEU:HD13	1.90	0.54
1:A:313:LEU:O	1:A:317:VAL:HG23	2.07	0.54

*Continued on next page...*

*Continued from previous page...*

Atom-1	Atom-2	Interatomic distance (Å)	Clash overlap (Å)
1:H:316:TRP:CZ2	1:H:320:ILE:HD11	2.41	0.54
1:H:418:VAL:CG1	1:I:141:ASN:HD21	2.19	0.54
1:A:412:GLN:O	1:B:89:GLN:NE2	2.39	0.54
1:F:291:PHE:O	1:F:295:THR:HG22	2.07	0.54
1:F:503:ILE:HG22	1:F:515:TYR:CE1	2.42	0.54
1:C:167:SER:OG	1:C:169:HIS:CD2	2.60	0.54
1:E:167:SER:OG	1:E:169:HIS:CD2	2.60	0.54
1:D:313:LEU:O	1:D:317:VAL:HG23	2.07	0.54
1:A:123:GLU:OE2	1:B:229:ARG:NH2	2.40	0.54
1:E:291:PHE:O	1:E:295:THR:HG22	2.06	0.54
1:A:380:GLN:HB3	1:A:390:LEU:HD23	1.89	0.54
1:E:49:ILE:HG23	1:E:50:THR:HG23	1.88	0.54
1:G:204:ASP:O	1:G:248:LEU:HD11	2.07	0.54
1:B:204:ASP:O	1:B:248:LEU:HD11	2.07	0.54
1:G:476:VAL:HG13	1:G:485:LEU:HD13	1.89	0.54
1:B:476:VAL:HG13	1:B:485:LEU:HD13	1.89	0.54
1:J:313:LEU:O	1:J:317:VAL:HG23	2.07	0.54
1:D:167:SER:OG	1:D:169:HIS:CD2	2.60	0.54
1:E:313:LEU:O	1:E:317:VAL:HG23	2.07	0.54
1:C:146:GLU:OE2	1:C:604:LYS:NZ	2.38	0.54
1:C:476:VAL:HG13	1:C:485:LEU:HD13	1.89	0.54
1:B:313:LEU:O	1:B:317:VAL:HG23	2.07	0.54
1:G:291:PHE:O	1:G:295:THR:HG22	2.07	0.54
1:G:723:ILE:HD11	1:H:509:SER:OG	2.08	0.54
1:I:503:ILE:HG22	1:I:515:TYR:CE1	2.42	0.54
1:E:270:VAL:HG23	1:E:317:VAL:CG1	2.34	0.54
1:D:418:VAL:CG1	1:J:141:ASN:HD21	2.19	0.54
1:F:380:GLN:HB3	1:F:390:LEU:HD23	1.89	0.54
1:I:56:ARG:HD2	1:I:671:VAL:HG22	1.90	0.54
1:B:429:ARG:NE	1:C:304:GLN:OE1	2.40	0.54
1:I:146:GLU:OE2	1:I:604:LYS:NZ	2.38	0.54
1:B:380:GLN:HB3	1:B:390:LEU:HD23	1.89	0.54
1:J:476:VAL:HG13	1:J:485:LEU:HD13	1.89	0.54
1:H:313:LEU:O	1:H:317:VAL:HG23	2.07	0.53
1:C:40:ALA:HB1	1:C:192:PRO:HG3	1.91	0.53
1:F:56:ARG:HD2	1:F:671:VAL:HG22	1.90	0.53
1:A:497:LEU:HD12	1:A:511:PRO:HB2	1.91	0.53
1:E:418:VAL:HG12	1:F:141:ASN:HD21	1.73	0.53
1:H:476:VAL:HG13	1:H:485:LEU:HD13	1.89	0.53
1:B:270:VAL:HG23	1:B:317:VAL:CG1	2.34	0.53
1:G:568:ASN:O	1:G:571:VAL:O	2.26	0.53

*Continued on next page...*



*Continued from previous page...*

Atom-1	Atom-2	Interatomic distance (Å)	Clash overlap (Å)
1:J:40:ALA:HB1	1:J:192:PRO:HG3	1.90	0.53
1:I:145:ASP:OD1	1:I:146:GLU:N	2.41	0.53
1:G:270:VAL:HG23	1:G:317:VAL:CG1	2.34	0.53
1:F:58:GLY:O	1:F:669:LYS:HE2	2.09	0.53
1:D:497:LEU:HD12	1:D:511:PRO:HB2	1.90	0.53
1:B:40:ALA:HB1	1:B:192:PRO:HG3	1.91	0.53
1:B:146:GLU:OE2	1:B:604:LYS:NZ	2.39	0.53
1:A:736:GLN:O	1:A:781:ALA:HB1	2.09	0.53
1:C:380:GLN:HB3	1:C:390:LEU:HD23	1.89	0.53
1:B:568:ASN:O	1:B:571:VAL:O	2.26	0.53
1:D:568:ASN:O	1:D:571:VAL:O	2.26	0.53
1:I:58:GLY:O	1:I:669:LYS:HE2	2.08	0.53
1:A:40:ALA:HB1	1:A:192:PRO:HG3	1.91	0.53
1:G:40:ALA:HB1	1:G:192:PRO:HG3	1.90	0.53
1:H:568:ASN:O	1:H:571:VAL:O	2.26	0.53
1:A:568:ASN:O	1:A:571:VAL:O	2.26	0.53
1:I:568:ASN:O	1:I:571:VAL:O	2.27	0.53
1:G:56:ARG:HD2	1:G:671:VAL:HG22	1.91	0.53
1:J:56:ARG:HD2	1:J:671:VAL:HG22	1.91	0.53
1:D:40:ALA:HB1	1:D:192:PRO:HG3	1.90	0.53
1:H:146:GLU:OE2	1:H:604:LYS:NZ	2.39	0.53
1:A:56:ARG:HD2	1:A:671:VAL:HG22	1.90	0.53
1:H:736:GLN:O	1:H:781:ALA:HB1	2.09	0.53
1:F:568:ASN:O	1:F:571:VAL:O	2.26	0.53
1:D:56:ARG:HD2	1:D:671:VAL:HG22	1.91	0.53
1:B:490:GLY:HA2	1:B:493:MET:HG2	1.91	0.53
1:C:497:LEU:HD12	1:C:511:PRO:HB2	1.91	0.53
1:C:736:GLN:O	1:C:781:ALA:HB1	2.09	0.53
1:J:736:GLN:O	1:J:781:ALA:HB1	2.09	0.53
1:D:145:ASP:OD1	1:D:146:GLU:N	2.42	0.53
1:E:56:ARG:HD2	1:E:671:VAL:HG22	1.90	0.53
1:B:497:LEU:HD12	1:B:511:PRO:HB2	1.91	0.53
1:E:58:GLY:O	1:E:669:LYS:HE2	2.09	0.53
1:B:736:GLN:O	1:B:781:ALA:HB1	2.09	0.53
1:I:476:VAL:HG13	1:I:485:LEU:HD13	1.89	0.53
1:J:270:VAL:HG23	1:J:317:VAL:CG1	2.34	0.53
1:H:270:VAL:HG23	1:H:317:VAL:CG1	2.34	0.53
1:G:736:GLN:O	1:G:781:ALA:HB1	2.09	0.53
1:C:486:LEU:CD1	1:C:514:LEU:HD11	2.40	0.53
1:D:58:GLY:O	1:D:669:LYS:HE2	2.09	0.53
1:J:497:LEU:HD12	1:J:511:PRO:HB2	1.91	0.53

*Continued on next page...*

*Continued from previous page...*

Atom-1	Atom-2	Interatomic distance (Å)	Clash overlap (Å)
1:E:568:ASN:O	1:E:571:VAL:O	2.26	0.52
1:D:740:LEU:HD12	1:D:777:PHE:CE2	2.44	0.52
1:A:490:GLY:HA2	1:A:493:MET:HG2	1.91	0.52
1:B:58:GLY:O	1:B:669:LYS:HE2	2.09	0.52
1:G:123:GLU:CG	1:G:171:LYS:HD2	2.35	0.52
1:B:145:ASP:OD1	1:B:146:GLU:N	2.42	0.52
1:H:145:ASP:OD1	1:H:146:GLU:N	2.42	0.52
1:F:547:THR:OG1	1:F:549:GLN:OE1	2.28	0.52
1:B:547:THR:OG1	1:B:549:GLN:OE1	2.28	0.52
1:B:56:ARG:HD2	1:B:671:VAL:HG22	1.90	0.52
1:D:547:THR:OG1	1:D:549:GLN:OE1	2.28	0.52
1:I:490:GLY:HA2	1:I:493:MET:HG2	1.91	0.52
1:E:490:GLY:HA2	1:E:493:MET:HG2	1.91	0.52
1:B:715:LEU:HA	1:B:719:ARG:H	1.75	0.52
1:H:40:ALA:HB1	1:H:192:PRO:HG3	1.90	0.52
1:C:56:ARG:HD2	1:C:671:VAL:HG22	1.90	0.52
1:C:740:LEU:HD12	1:C:777:PHE:CE2	2.44	0.52
1:A:740:LEU:HD12	1:A:777:PHE:CE2	2.44	0.52
1:C:58:GLY:O	1:C:669:LYS:HE2	2.09	0.52
1:F:264:GLU:OE2	1:F:298:THR:OG1	2.26	0.52
1:I:736:GLN:O	1:I:781:ALA:HB1	2.09	0.52
1:F:146:GLU:OE2	1:F:604:LYS:NZ	2.38	0.52
1:A:547:THR:OG1	1:A:549:GLN:OE1	2.28	0.52
1:J:380:GLN:HB3	1:J:390:LEU:CD2	2.40	0.52
1:G:740:LEU:HD12	1:G:777:PHE:CE2	2.44	0.52
1:D:736:GLN:O	1:D:781:ALA:HB1	2.09	0.52
1:C:490:GLY:HA2	1:C:493:MET:HG2	1.91	0.52
1:E:736:GLN:O	1:E:781:ALA:HB1	2.09	0.52
1:D:490:GLY:HA2	1:D:493:MET:HG2	1.91	0.52
1:F:145:ASP:OD1	1:F:146:GLU:N	2.43	0.52
1:H:285:LEU:HD13	1:H:291:PHE:CD2	2.45	0.52
1:D:380:GLN:HB3	1:D:390:LEU:CD2	2.40	0.52
1:F:723:ILE:HD11	1:G:509:SER:OG	2.09	0.52
1:H:58:GLY:O	1:H:669:LYS:HE2	2.09	0.52
1:F:736:GLN:O	1:F:781:ALA:HB1	2.09	0.52
1:A:58:GLY:O	1:A:669:LYS:HE2	2.09	0.52
1:E:497:LEU:HD12	1:E:511:PRO:HB2	1.90	0.52
1:H:39:TRP:CZ3	1:H:289:ILE:CD1	2.93	0.52
1:F:40:ALA:HB1	1:F:192:PRO:HG3	1.90	0.52
1:E:145:ASP:OD1	1:E:146:GLU:N	2.42	0.52
1:E:285:LEU:HD13	1:E:291:PHE:CD2	2.45	0.52

*Continued on next page...*

*Continued from previous page...*

Atom-1	Atom-2	Interatomic distance (Å)	Clash overlap (Å)
1:E:30:ILE:CG2	1:E:31:PRO:CD	2.88	0.52
1:H:56:ARG:HD2	1:H:671:VAL:HG22	1.91	0.52
1:E:740:LEU:HD12	1:E:777:PHE:CE2	2.44	0.52
1:H:740:LEU:HD12	1:H:777:PHE:CE2	2.45	0.52
1:E:409:GLN:HG3	1:E:661:VAL:HG13	1.92	0.52
1:J:58:GLY:O	1:J:669:LYS:HE2	2.09	0.52
1:D:409:GLN:HG3	1:D:661:VAL:HG13	1.92	0.52
1:F:490:GLY:HA2	1:F:493:MET:HG2	1.91	0.52
1:G:39:TRP:CZ3	1:G:289:ILE:CD1	2.93	0.52
1:E:547:THR:OG1	1:E:549:GLN:OE1	2.28	0.52
1:C:568:ASN:O	1:C:571:VAL:O	2.27	0.52
1:A:145:ASP:OD1	1:A:146:GLU:N	2.43	0.52
1:B:285:LEU:HD13	1:B:291:PHE:CD2	2.45	0.52
1:F:380:GLN:HB3	1:F:390:LEU:CD2	2.40	0.52
1:F:30:ILE:CG2	1:F:31:PRO:CD	2.88	0.52
1:D:659:ILE:N	1:D:659:ILE:HD12	2.25	0.52
1:J:490:GLY:HA2	1:J:493:MET:HG2	1.91	0.52
1:A:715:LEU:HA	1:A:719:ARG:H	1.75	0.52
1:E:486:LEU:CD1	1:E:514:LEU:HD11	2.40	0.52
1:B:486:LEU:CD1	1:B:514:LEU:HD11	2.40	0.52
1:E:380:GLN:HB3	1:E:390:LEU:CD2	2.40	0.52
1:H:380:GLN:HB3	1:H:390:LEU:CD2	2.40	0.52
1:H:547:THR:OG1	1:H:549:GLN:OE1	2.28	0.52
1:G:145:ASP:OD1	1:G:146:GLU:N	2.43	0.52
1:J:568:ASN:O	1:J:571:VAL:O	2.26	0.52
1:I:380:GLN:HB3	1:I:390:LEU:CD2	2.40	0.52
1:A:659:ILE:HD12	1:A:659:ILE:N	2.25	0.52
1:G:715:LEU:HA	1:G:719:ARG:H	1.75	0.52
1:J:409:GLN:HG3	1:J:661:VAL:HG13	1.92	0.52
1:G:486:LEU:CD1	1:G:514:LEU:HD11	2.40	0.52
1:J:715:LEU:HA	1:J:719:ARG:H	1.75	0.52
1:G:380:GLN:HB3	1:G:390:LEU:CD2	2.40	0.52
1:G:146:GLU:OE2	1:G:604:LYS:NZ	2.38	0.52
1:J:145:ASP:OD1	1:J:146:GLU:N	2.42	0.52
1:F:285:LEU:HD13	1:F:291:PHE:CD2	2.45	0.52
1:D:30:ILE:CG2	1:D:31:PRO:CD	2.88	0.52
1:B:30:ILE:CG2	1:B:31:PRO:CD	2.88	0.52
1:I:740:LEU:HD12	1:I:777:PHE:CE2	2.45	0.52
1:J:740:LEU:HD12	1:J:777:PHE:CE2	2.45	0.52
1:B:409:GLN:HG3	1:B:661:VAL:HG13	1.92	0.52
1:I:486:LEU:CD1	1:I:514:LEU:HD11	2.40	0.52

*Continued on next page...*

*Continued from previous page...*

Atom-1	Atom-2	Interatomic distance (Å)	Clash overlap (Å)
1:H:497:LEU:HD12	1:H:511:PRO:HB2	1.91	0.52
1:G:490:GLY:HA2	1:G:493:MET:HG2	1.91	0.52
1:E:40:ALA:HB1	1:E:192:PRO:HG3	1.91	0.52
1:J:30:ILE:CG2	1:J:31:PRO:CD	2.88	0.52
1:H:264:GLU:OE2	1:H:298:THR:OG1	2.26	0.52
1:F:486:LEU:CD1	1:F:514:LEU:HD11	2.39	0.52
1:J:264:GLU:OE2	1:J:298:THR:OG1	2.26	0.52
1:B:740:LEU:HD12	1:B:777:PHE:CE2	2.44	0.51
1:H:741:GLN:O	1:H:745:GLN:HG3	2.10	0.51
1:G:497:LEU:HD12	1:G:511:PRO:HB2	1.91	0.51
1:I:40:ALA:HB1	1:I:192:PRO:HG3	1.90	0.51
1:B:380:GLN:HB3	1:B:390:LEU:CD2	2.40	0.51
1:J:547:THR:OG1	1:J:549:GLN:OE1	2.28	0.51
1:F:659:ILE:N	1:F:659:ILE:HD12	2.25	0.51
1:G:659:ILE:HD12	1:G:659:ILE:N	2.25	0.51
1:A:350:THR:OG1	1:A:351:PRO:HD3	2.11	0.51
1:H:490:GLY:HA2	1:H:493:MET:HG2	1.90	0.51
1:H:409:GLN:HG3	1:H:661:VAL:HG13	1.92	0.51
1:G:58:GLY:O	1:G:669:LYS:HE2	2.09	0.51
1:D:715:LEU:HA	1:D:719:ARG:H	1.75	0.51
1:A:39:TRP:CZ3	1:A:289:ILE:CD1	2.93	0.51
1:D:285:LEU:HD13	1:D:291:PHE:CD2	2.46	0.51
1:C:145:ASP:OD1	1:C:146:GLU:N	2.43	0.51
1:C:285:LEU:HD13	1:C:291:PHE:CD2	2.45	0.51
1:A:30:ILE:CG2	1:A:31:PRO:CD	2.89	0.51
1:I:780:ILE:O	1:I:784:VAL:HG23	2.11	0.51
1:J:741:GLN:O	1:J:745:GLN:HG3	2.11	0.51
1:F:741:GLN:O	1:F:745:GLN:HG3	2.10	0.51
1:G:641:ARG:HG3	1:G:777:PHE:CE1	2.46	0.51
1:I:659:ILE:HD12	1:I:659:ILE:N	2.25	0.51
1:J:350:THR:OG1	1:J:351:PRO:HD3	2.11	0.51
1:C:659:ILE:HD12	1:C:659:ILE:N	2.25	0.51
1:H:429:ARG:NE	1:I:304:GLN:OE1	2.40	0.51
1:G:409:GLN:HG3	1:G:661:VAL:HG13	1.92	0.51
1:I:39:TRP:CZ3	1:I:289:ILE:CD1	2.94	0.51
1:A:380:GLN:HB3	1:A:390:LEU:CD2	2.40	0.51
1:I:547:THR:OG1	1:I:549:GLN:OE1	2.28	0.51
1:F:740:LEU:HD12	1:F:777:PHE:CE2	2.45	0.51
1:A:780:ILE:O	1:A:784:VAL:HG23	2.11	0.51
1:B:780:ILE:O	1:B:784:VAL:HG23	2.11	0.51
1:E:659:ILE:N	1:E:659:ILE:HD12	2.25	0.51

*Continued on next page...*

*Continued from previous page...*

Atom-1	Atom-2	Interatomic distance (Å)	Clash overlap (Å)
1:B:350:THR:OG1	1:B:351:PRO:HD3	2.10	0.51
1:F:409:GLN:HG3	1:F:661:VAL:HG13	1.92	0.51
1:J:486:LEU:CD1	1:J:514:LEU:HD11	2.40	0.51
1:J:442:PHE:CE2	1:J:681:ALA:HB1	2.46	0.51
1:E:741:GLN:O	1:E:745:GLN:HG3	2.10	0.51
1:A:741:GLN:O	1:A:745:GLN:HG3	2.11	0.51
1:F:497:LEU:HD12	1:F:511:PRO:HB2	1.91	0.51
1:C:741:GLN:O	1:C:745:GLN:HG3	2.11	0.51
1:G:285:LEU:HD13	1:G:291:PHE:CD2	2.46	0.51
1:H:30:ILE:CG2	1:H:31:PRO:CD	2.88	0.51
1:E:641:ARG:HG3	1:E:777:PHE:CE1	2.46	0.51
1:H:350:THR:OG1	1:H:351:PRO:HD3	2.11	0.51
1:F:350:THR:OG1	1:F:351:PRO:HD3	2.11	0.51
1:E:429:ARG:HD2	1:E:661:VAL:HG11	1.93	0.51
1:I:497:LEU:HD12	1:I:511:PRO:HB2	1.91	0.51
1:H:486:LEU:CD1	1:H:514:LEU:HD11	2.40	0.51
1:H:68:ARG:HH12	1:H:166:GLN:HG2	1.76	0.51
1:C:442:PHE:CE2	1:C:681:ALA:HB1	2.46	0.51
1:G:547:THR:OG1	1:G:549:GLN:OE1	2.28	0.51
1:B:641:ARG:HG3	1:B:777:PHE:CE1	2.46	0.51
1:E:442:PHE:CE2	1:E:681:ALA:HB1	2.45	0.51
1:A:486:LEU:CD1	1:A:514:LEU:HD11	2.41	0.51
1:F:39:TRP:CZ3	1:F:289:ILE:CD1	2.94	0.51
1:C:780:ILE:O	1:C:784:VAL:HG23	2.11	0.51
1:J:780:ILE:O	1:J:784:VAL:HG23	2.11	0.51
1:H:641:ARG:HG3	1:H:777:PHE:CE1	2.46	0.51
1:C:715:LEU:HA	1:C:719:ARG:H	1.75	0.51
1:I:270:VAL:HG23	1:I:317:VAL:CG1	2.34	0.51
1:D:39:TRP:CZ3	1:D:289:ILE:CD1	2.93	0.51
1:B:39:TRP:CZ3	1:B:289:ILE:CD1	2.94	0.51
1:C:547:THR:OG1	1:C:549:GLN:OE1	2.28	0.51
1:A:146:GLU:OE2	1:A:604:LYS:NZ	2.38	0.51
1:D:146:GLU:OE2	1:D:604:LYS:NZ	2.39	0.51
1:A:285:LEU:HD13	1:A:291:PHE:CD2	2.46	0.51
1:C:145:ASP:CB	1:C:148:GLN:HE21	2.24	0.51
1:I:409:GLN:HG3	1:I:661:VAL:HG13	1.91	0.51
1:A:31:PRO:HB3	1:A:528:PRO:HA	1.93	0.51
1:I:641:ARG:HG3	1:I:777:PHE:CE1	2.45	0.51
1:C:660:ALA:HB1	1:D:85:ASP:OD2	2.10	0.51
1:I:741:GLN:O	1:I:745:GLN:HG3	2.10	0.51
1:C:429:ARG:NE	1:D:304:GLN:OE1	2.42	0.51

*Continued on next page...*

*Continued from previous page...*

Atom-1	Atom-2	Interatomic distance (Å)	Clash overlap (Å)
1:A:409:GLN:HG3	1:A:661:VAL:HG13	1.92	0.51
1:I:442:PHE:CE2	1:I:681:ALA:HB1	2.46	0.51
1:J:39:TRP:CZ3	1:J:289:ILE:CD1	2.93	0.50
1:B:31:PRO:HB3	1:B:528:PRO:HA	1.93	0.50
1:H:659:ILE:HD12	1:H:659:ILE:N	2.25	0.50
1:D:486:LEU:CD1	1:D:514:LEU:HD11	2.40	0.50
1:D:519:ALA:HB1	1:D:535:PHE:CE2	2.46	0.50
1:J:68:ARG:HH12	1:J:166:GLN:HG2	1.76	0.50
1:B:741:GLN:O	1:B:745:GLN:HG3	2.10	0.50
1:H:108:MET:HA	1:I:114:PRO:CG	2.42	0.50
1:C:380:GLN:HB3	1:C:390:LEU:CD2	2.40	0.50
1:A:89:GLN:NE2	1:J:412:GLN:O	2.44	0.50
1:J:285:LEU:HD13	1:J:291:PHE:CD2	2.45	0.50
1:G:31:PRO:HB3	1:G:528:PRO:HA	1.93	0.50
1:F:641:ARG:HG3	1:F:777:PHE:CE1	2.47	0.50
1:I:30:ILE:CG2	1:I:31:PRO:CD	2.88	0.50
1:B:659:ILE:N	1:B:659:ILE:HD12	2.25	0.50
1:H:429:ARG:HD2	1:H:661:VAL:HG11	1.93	0.50
1:F:68:ARG:HH12	1:F:166:GLN:HG2	1.77	0.50
1:F:519:ALA:HB1	1:F:535:PHE:CE2	2.47	0.50
1:H:442:PHE:CE2	1:H:681:ALA:HB1	2.46	0.50
1:B:519:ALA:HB1	1:B:535:PHE:CE2	2.46	0.50
1:I:68:ARG:HH12	1:I:166:GLN:HG2	1.76	0.50
1:G:30:ILE:CG2	1:G:31:PRO:CD	2.88	0.50
1:J:641:ARG:HG3	1:J:777:PHE:CE1	2.46	0.50
1:H:780:ILE:O	1:H:784:VAL:HG23	2.11	0.50
1:C:350:THR:OG1	1:C:351:PRO:HD3	2.11	0.50
1:F:745:GLN:HG2	1:F:766:GLU:OE2	2.12	0.50
1:D:741:GLN:O	1:D:745:GLN:HG3	2.10	0.50
1:F:715:LEU:HA	1:F:719:ARG:H	1.75	0.50
1:G:442:PHE:CE2	1:G:681:ALA:HB1	2.47	0.50
1:D:442:PHE:CE2	1:D:681:ALA:HB1	2.46	0.50
1:G:741:GLN:O	1:G:745:GLN:HG3	2.11	0.50
1:B:492:TYR:CE2	1:B:680:LEU:HA	2.46	0.50
1:C:39:TRP:CZ3	1:C:289:ILE:CD1	2.94	0.50
1:E:39:TRP:CZ3	1:E:289:ILE:CD1	2.94	0.50
1:E:780:ILE:O	1:E:784:VAL:HG23	2.11	0.50
1:C:429:ARG:HD2	1:C:661:VAL:HG11	1.93	0.50
1:D:492:TYR:CE2	1:D:680:LEU:HA	2.47	0.50
1:G:420:VAL:CG1	1:G:602:VAL:HG13	2.42	0.50
1:I:519:ALA:HB1	1:I:535:PHE:CE2	2.47	0.50

*Continued on next page...*

*Continued from previous page...*

Atom-1	Atom-2	Interatomic distance (Å)	Clash overlap (Å)
1:G:145:ASP:CB	1:G:148:GLN:HE21	2.24	0.50
1:I:285:LEU:HD13	1:I:291:PHE:CD2	2.45	0.50
1:J:382:ARG:HA	1:J:390:LEU:HA	1.94	0.50
1:C:31:PRO:HB3	1:C:528:PRO:HA	1.94	0.50
1:B:418:VAL:CG1	1:C:141:ASN:HD21	2.25	0.50
1:F:780:ILE:O	1:F:784:VAL:HG23	2.11	0.50
1:I:350:THR:OG1	1:I:351:PRO:HD3	2.11	0.50
1:B:429:ARG:HD2	1:B:661:VAL:HG11	1.93	0.50
1:G:492:TYR:CE2	1:G:680:LEU:HA	2.47	0.50
1:G:68:ARG:HH12	1:G:166:GLN:HG2	1.77	0.50
1:E:220:LEU:HD23	1:E:230:PHE:CD1	2.46	0.50
1:H:31:PRO:HB3	1:H:528:PRO:HA	1.93	0.50
1:G:780:ILE:O	1:G:784:VAL:HG23	2.11	0.50
1:D:641:ARG:HG3	1:D:777:PHE:CE1	2.47	0.50
1:D:780:ILE:O	1:D:784:VAL:HG23	2.11	0.50
1:J:659:ILE:HD12	1:J:659:ILE:N	2.25	0.50
1:C:409:GLN:HG3	1:C:661:VAL:HG13	1.92	0.50
1:G:475:VAL:HG22	1:G:680:LEU:HD12	1.94	0.50
1:A:492:TYR:CE2	1:A:680:LEU:HA	2.47	0.50
1:C:270:VAL:HG23	1:C:317:VAL:CG1	2.34	0.50
1:F:270:VAL:HG23	1:F:317:VAL:CG1	2.34	0.50
1:F:123:GLU:CD	1:G:229:ARG:HH12	2.15	0.50
1:G:220:LEU:HD23	1:G:230:PHE:CD1	2.47	0.50
1:D:31:PRO:HB3	1:D:528:PRO:HA	1.94	0.50
1:I:31:PRO:HB3	1:I:528:PRO:HA	1.93	0.50
1:E:350:THR:OG1	1:E:351:PRO:HD3	2.10	0.50
1:D:429:ARG:HD2	1:D:661:VAL:HG11	1.93	0.50
1:F:429:ARG:HD2	1:F:661:VAL:HG11	1.94	0.50
1:C:492:TYR:CE2	1:C:680:LEU:HA	2.47	0.50
1:C:475:VAL:HG22	1:C:680:LEU:HD12	1.94	0.50
1:G:264:GLU:OE2	1:G:298:THR:OG1	2.26	0.50
1:B:412:GLN:O	1:C:89:GLN:NE2	2.42	0.50
1:I:145:ASP:CB	1:I:148:GLN:HE21	2.24	0.50
1:C:30:ILE:CG2	1:C:31:PRO:CD	2.88	0.50
1:D:350:THR:OG1	1:D:351:PRO:HD3	2.11	0.50
1:J:429:ARG:HD2	1:J:661:VAL:HG11	1.93	0.50
1:A:475:VAL:HG22	1:A:680:LEU:HD12	1.94	0.50
1:D:642:LYS:HZ2	1:D:733:VAL:HG21	1.77	0.50
1:A:519:ALA:HB1	1:A:535:PHE:CE2	2.46	0.50
1:E:68:ARG:HH12	1:E:166:GLN:HG2	1.76	0.50
1:H:715:LEU:HA	1:H:719:ARG:H	1.75	0.50

*Continued on next page...*

*Continued from previous page...*

Atom-1	Atom-2	Interatomic distance (Å)	Clash overlap (Å)
1:J:420:VAL:CG1	1:J:602:VAL:HG13	2.42	0.50
1:I:715:LEU:HA	1:I:719:ARG:H	1.76	0.50
1:I:264:GLU:OE2	1:I:298:THR:OG1	2.26	0.50
1:C:220:LEU:HD23	1:C:230:PHE:CD1	2.47	0.50
1:D:382:ARG:HA	1:D:390:LEU:HA	1.94	0.50
1:E:715:LEU:HA	1:E:719:ARG:H	1.76	0.50
1:E:519:ALA:HB1	1:E:535:PHE:CE2	2.47	0.50
1:E:492:TYR:CE2	1:E:680:LEU:HA	2.46	0.50
1:B:442:PHE:CE2	1:B:681:ALA:HB1	2.46	0.50
1:J:519:ALA:HB1	1:J:535:PHE:CE2	2.47	0.50
1:H:220:LEU:HD23	1:H:230:PHE:CD1	2.47	0.49
1:H:492:TYR:CE2	1:H:680:LEU:HA	2.47	0.49
1:A:420:VAL:CG1	1:A:602:VAL:HG13	2.42	0.49
1:B:420:VAL:CG1	1:B:602:VAL:HG13	2.42	0.49
1:D:420:VAL:CG1	1:D:602:VAL:HG13	2.42	0.49
1:C:264:GLU:OE2	1:C:298:THR:OG1	2.26	0.49
1:D:745:GLN:HG2	1:D:766:GLU:OE2	2.12	0.49
1:C:68:ARG:HH12	1:C:166:GLN:HG2	1.76	0.49
1:J:475:VAL:HG22	1:J:680:LEU:HD12	1.94	0.49
1:I:492:TYR:CE2	1:I:680:LEU:HA	2.47	0.49
1:C:541:ASN:HA	1:C:559:SER:HB3	1.95	0.49
1:A:442:PHE:CE2	1:A:681:ALA:HB1	2.46	0.49
1:B:642:LYS:HZ2	1:B:733:VAL:HG21	1.77	0.49
1:D:403:ASN:O	1:D:434:LEU:HB2	2.13	0.49
1:G:593:LEU:HD13	1:G:596:ARG:HD2	1.95	0.49
1:I:429:ARG:HD2	1:I:661:VAL:HG11	1.93	0.49
1:E:31:PRO:HB3	1:E:528:PRO:HA	1.93	0.49
1:G:660:ALA:HB1	1:H:85:ASP:CG	2.32	0.49
1:G:350:THR:OG1	1:G:351:PRO:HD3	2.11	0.49
1:J:745:GLN:HG2	1:J:766:GLU:OE2	2.12	0.49
1:I:745:GLN:HG2	1:I:766:GLU:OE2	2.12	0.49
1:I:420:VAL:CG1	1:I:602:VAL:HG13	2.42	0.49
1:A:68:ARG:HH12	1:A:166:GLN:HG2	1.77	0.49
1:D:145:ASP:CB	1:D:148:GLN:HE21	2.24	0.49
1:J:390:LEU:O	1:J:484:THR:HG22	2.13	0.49
1:A:429:ARG:HD2	1:A:661:VAL:HG11	1.93	0.49
1:J:31:PRO:HB3	1:J:528:PRO:HA	1.93	0.49
1:C:641:ARG:HG3	1:C:777:PHE:CE1	2.47	0.49
1:G:429:ARG:HD2	1:G:661:VAL:HG11	1.93	0.49
1:G:745:GLN:HG2	1:G:766:GLU:OE2	2.12	0.49
1:F:492:TYR:CE2	1:F:680:LEU:HA	2.47	0.49

*Continued on next page...*



*Continued from previous page...*

Atom-1	Atom-2	Interatomic distance (Å)	Clash overlap (Å)
1:F:442:PHE:CE2	1:F:681:ALA:HB1	2.46	0.49
1:C:403:ASN:O	1:C:434:LEU:HB2	2.13	0.49
1:D:475:VAL:HG22	1:D:680:LEU:HD12	1.94	0.49
1:G:537:HIS:O	1:G:560:ALA:HA	2.13	0.49
1:D:537:HIS:O	1:D:560:ALA:HA	2.13	0.49
1:H:745:GLN:HG2	1:H:766:GLU:OE2	2.12	0.49
1:D:68:ARG:HH12	1:D:166:GLN:HG2	1.77	0.49
1:C:519:ALA:HB1	1:C:535:PHE:CE2	2.47	0.49
1:A:403:ASN:O	1:A:434:LEU:HB2	2.13	0.49
1:H:412:GLN:O	1:I:89:GLN:NE2	2.42	0.49
1:B:382:ARG:HA	1:B:390:LEU:HA	1.94	0.49
1:A:641:ARG:HG3	1:A:777:PHE:CE1	2.47	0.49
1:A:745:GLN:HG2	1:A:766:GLU:OE2	2.12	0.49
1:B:745:GLN:HG2	1:B:766:GLU:OE2	2.12	0.49
1:F:475:VAL:HG22	1:F:680:LEU:HD12	1.94	0.49
1:J:541:ASN:HA	1:J:559:SER:HB3	1.95	0.49
1:D:541:ASN:HA	1:D:559:SER:HB3	1.94	0.49
1:H:420:VAL:CG1	1:H:602:VAL:HG13	2.42	0.49
1:A:541:ASN:HA	1:A:559:SER:HB3	1.95	0.49
1:H:519:ALA:HB1	1:H:535:PHE:CE2	2.47	0.49
1:C:390:LEU:O	1:C:484:THR:HG22	2.13	0.49
1:G:418:VAL:CG1	1:H:141:ASN:HD21	2.25	0.49
1:A:593:LEU:HD13	1:A:596:ARG:HD2	1.95	0.49
1:J:220:LEU:HD23	1:J:230:PHE:CD1	2.48	0.49
1:E:745:GLN:HG2	1:E:766:GLU:OE2	2.12	0.49
1:H:475:VAL:HG22	1:H:680:LEU:HD12	1.94	0.49
1:F:420:VAL:CG1	1:F:602:VAL:HG13	2.42	0.49
1:E:420:VAL:CG1	1:E:602:VAL:HG13	2.42	0.49
1:H:537:HIS:O	1:H:560:ALA:HA	2.13	0.49
1:J:492:TYR:CE2	1:J:680:LEU:HA	2.47	0.49
1:D:264:GLU:OE2	1:D:298:THR:OG1	2.26	0.49
1:F:612:ILE:HD11	1:F:657:PHE:CD2	2.48	0.49
1:C:420:VAL:CG1	1:C:602:VAL:HG13	2.42	0.49
1:E:264:GLU:OE2	1:E:298:THR:OG1	2.26	0.49
1:I:612:ILE:HD11	1:I:657:PHE:CD2	2.47	0.49
1:F:660:ALA:HB1	1:G:85:ASP:OD2	2.13	0.49
1:F:403:ASN:O	1:F:434:LEU:HB2	2.13	0.49
1:E:593:LEU:HD13	1:E:596:ARG:HD2	1.95	0.49
1:F:418:VAL:CG1	1:G:141:ASN:HD21	2.25	0.49
1:A:220:LEU:HD23	1:A:230:PHE:CD1	2.47	0.49
1:E:141:ASN:HD21	1:I:418:VAL:CG1	2.26	0.49

*Continued on next page...*

*Continued from previous page...*

Atom-1	Atom-2	Interatomic distance (Å)	Clash overlap (Å)
1:F:537:HIS:O	1:F:560:ALA:HA	2.13	0.49
1:B:475:VAL:HG22	1:B:680:LEU:HD12	1.94	0.49
1:I:475:VAL:HG22	1:I:680:LEU:HD12	1.94	0.49
1:J:612:ILE:HD11	1:J:657:PHE:CD2	2.48	0.49
1:G:519:ALA:HB1	1:G:535:PHE:CE2	2.47	0.49
1:B:432:LEU:HD13	1:B:756:ILE:HD11	1.95	0.49
1:G:403:ASN:O	1:G:434:LEU:HB2	2.13	0.48
1:G:390:LEU:O	1:G:484:THR:HG22	2.13	0.48
1:C:593:LEU:HD13	1:C:596:ARG:HD2	1.95	0.48
1:B:408:TYR:HB3	1:B:425:ILE:HG23	1.95	0.48
1:F:390:LEU:O	1:F:484:THR:HG22	2.13	0.48
1:A:382:ARG:HA	1:A:390:LEU:HA	1.95	0.48
1:I:220:LEU:HD23	1:I:230:PHE:CD1	2.48	0.48
1:F:31:PRO:HB3	1:F:528:PRO:HA	1.94	0.48
1:I:537:HIS:O	1:I:560:ALA:HA	2.13	0.48
1:J:432:LEU:HD13	1:J:756:ILE:HD11	1.95	0.48
1:D:660:ALA:HB1	1:J:85:ASP:OD2	2.13	0.48
1:B:68:ARG:HH12	1:B:166:GLN:HG2	1.76	0.48
1:C:432:LEU:HD13	1:C:756:ILE:HD11	1.95	0.48
1:G:432:LEU:HD13	1:G:756:ILE:HD11	1.95	0.48
1:B:403:ASN:O	1:B:434:LEU:HB2	2.13	0.48
1:C:382:ARG:HA	1:C:390:LEU:HA	1.94	0.48
1:D:390:LEU:O	1:D:484:THR:HG22	2.13	0.48
1:E:475:VAL:HG22	1:E:680:LEU:HD12	1.94	0.48
1:B:541:ASN:HA	1:B:559:SER:HB3	1.95	0.48
1:A:432:LEU:HD13	1:A:756:ILE:HD11	1.95	0.48
1:H:612:ILE:HD11	1:H:657:PHE:CD2	2.48	0.48
1:A:270:VAL:HG23	1:A:317:VAL:CG1	2.34	0.48
1:I:403:ASN:O	1:I:434:LEU:HB2	2.13	0.48
1:G:513:LEU:HD23	1:G:516:MET:HE3	1.95	0.48
1:G:382:ARG:HA	1:G:390:LEU:HA	1.94	0.48
1:E:390:LEU:O	1:E:484:THR:HG22	2.13	0.48
1:I:382:ARG:HA	1:I:390:LEU:HA	1.95	0.48
1:C:537:HIS:O	1:C:560:ALA:HA	2.13	0.48
1:E:382:ARG:HA	1:E:390:LEU:HA	1.94	0.48
1:E:146:GLU:OE2	1:E:604:LYS:NZ	2.38	0.48
1:B:390:LEU:O	1:B:484:THR:HG22	2.13	0.48
1:C:745:GLN:HG2	1:C:766:GLU:OE2	2.12	0.48
1:H:121:TRP:CE3	1:I:226:PRO:HG3	2.48	0.48
1:I:541:ASN:HA	1:I:559:SER:HB3	1.95	0.48
1:J:403:ASN:O	1:J:434:LEU:HB2	2.13	0.48

*Continued on next page...*

*Continued from previous page...*

Atom-1	Atom-2	Interatomic distance (Å)	Clash overlap (Å)
1:E:122:ALA:HB1	1:F:114:PRO:HB2	1.95	0.48
1:B:537:HIS:O	1:B:560:ALA:HA	2.13	0.48
1:F:541:ASN:HA	1:F:559:SER:HB3	1.95	0.48
1:G:721:ASP:HA	1:G:722:GLU:HA	1.57	0.48
1:I:432:LEU:HD13	1:I:756:ILE:HD11	1.95	0.48
1:H:541:ASN:HA	1:H:559:SER:HB3	1.94	0.48
1:H:382:ARG:HA	1:H:390:LEU:HA	1.95	0.48
1:H:390:LEU:O	1:H:484:THR:HG22	2.13	0.48
1:F:593:LEU:HD13	1:F:596:ARG:HD2	1.96	0.48
1:F:220:LEU:HD23	1:F:230:PHE:CD1	2.48	0.48
1:B:220:LEU:HD23	1:B:230:PHE:CD1	2.47	0.48
1:E:612:ILE:HD11	1:E:657:PHE:CD2	2.48	0.48
1:E:403:ASN:O	1:E:434:LEU:HB2	2.13	0.48
1:A:513:LEU:HD23	1:A:516:MET:HE3	1.95	0.48
1:H:408:TYR:HB3	1:H:425:ILE:HG23	1.96	0.48
1:F:382:ARG:HA	1:F:390:LEU:HA	1.95	0.48
1:A:390:LEU:O	1:A:484:THR:HG22	2.13	0.48
1:H:121:TRP:CZ3	1:I:226:PRO:HG3	2.49	0.48
1:C:612:ILE:HD11	1:C:657:PHE:CD2	2.48	0.48
1:A:612:ILE:HD11	1:A:657:PHE:CD2	2.48	0.48
1:B:612:ILE:HD11	1:B:657:PHE:CD2	2.48	0.48
1:J:146:GLU:OE2	1:J:604:LYS:NZ	2.38	0.48
1:G:408:TYR:HB3	1:G:425:ILE:HG23	1.95	0.48
1:A:537:HIS:O	1:A:560:ALA:HA	2.13	0.48
1:I:612:ILE:HD11	1:I:657:PHE:HD2	1.79	0.48
1:A:509:SER:OG	1:J:723:ILE:HD11	2.13	0.48
1:G:642:LYS:HZ2	1:G:733:VAL:HG21	1.77	0.48
1:E:432:LEU:HD13	1:E:756:ILE:HD11	1.95	0.48
1:B:593:LEU:HD13	1:B:596:ARG:HD2	1.96	0.48
1:J:537:HIS:O	1:J:560:ALA:HA	2.13	0.48
1:H:432:LEU:HD13	1:H:756:ILE:HD11	1.95	0.48
1:E:541:ASN:HA	1:E:559:SER:HB3	1.95	0.48
1:H:403:ASN:O	1:H:434:LEU:HB2	2.13	0.48
1:E:513:LEU:HD23	1:E:516:MET:HE3	1.96	0.48
1:E:145:ASP:CB	1:E:148:GLN:HE21	2.23	0.48
1:A:145:ASP:CB	1:A:148:GLN:HE21	2.23	0.48
1:D:220:LEU:HD23	1:D:230:PHE:CD1	2.48	0.48
1:J:612:ILE:HD11	1:J:657:PHE:HD2	1.79	0.48
1:G:612:ILE:HD11	1:G:657:PHE:CD2	2.49	0.48
1:H:108:MET:HA	1:I:114:PRO:HG2	1.96	0.47
1:B:145:ASP:CB	1:B:148:GLN:HE21	2.24	0.47

*Continued on next page...*

*Continued from previous page...*

Atom-1	Atom-2	Interatomic distance (Å)	Clash overlap (Å)
1:E:537:HIS:O	1:E:560:ALA:HA	2.13	0.47
1:A:612:ILE:HD11	1:A:657:PHE:HD2	1.79	0.47
1:F:432:LEU:HD13	1:F:756:ILE:HD11	1.95	0.47
1:B:260:ALA:HB2	1:B:302:TRP:HB3	1.96	0.47
1:J:114:PRO:HA	1:J:228:THR:CG2	2.45	0.47
1:E:408:TYR:HB3	1:E:425:ILE:HG23	1.96	0.47
1:C:493:MET:HG3	1:C:496:LEU:HD12	1.96	0.47
1:D:260:ALA:HB2	1:D:302:TRP:HB3	1.96	0.47
1:B:264:GLU:OE2	1:B:298:THR:OG1	2.26	0.47
1:F:396:ARG:HD3	1:F:443:PHE:CG	2.49	0.47
1:D:593:LEU:HD13	1:D:596:ARG:HD2	1.95	0.47
1:I:390:LEU:O	1:I:484:THR:HG22	2.13	0.47
1:I:477:LYS:O	1:I:486:LEU:HD23	2.15	0.47
1:F:429:ARG:NE	1:G:304:GLN:OE1	2.42	0.47
1:C:396:ARG:HD3	1:C:443:PHE:CG	2.49	0.47
1:D:705:ALA:O	1:D:709:THR:HG22	2.15	0.47
1:C:114:PRO:HA	1:C:228:THR:CG2	2.45	0.47
1:I:408:TYR:HB3	1:I:425:ILE:HG23	1.95	0.47
1:A:493:MET:HG3	1:A:496:LEU:HD12	1.96	0.47
1:C:705:ALA:O	1:C:709:THR:HG22	2.14	0.47
1:J:392:ALA:HB2	1:J:450:MET:HE2	1.96	0.47
1:I:114:PRO:HA	1:I:228:THR:CG2	2.44	0.47
1:B:493:MET:HG3	1:B:496:LEU:HD12	1.97	0.47
1:B:477:LYS:O	1:B:486:LEU:HD23	2.15	0.47
1:G:477:LYS:O	1:G:486:LEU:HD23	2.14	0.47
1:C:260:ALA:HB2	1:C:302:TRP:HB3	1.97	0.47
1:H:612:ILE:HD11	1:H:657:PHE:HD2	1.79	0.47
1:F:705:ALA:O	1:F:709:THR:HG22	2.14	0.47
1:D:612:ILE:HD11	1:D:657:PHE:CD2	2.49	0.47
1:F:721:ASP:HA	1:F:722:GLU:HA	1.57	0.47
1:H:705:ALA:O	1:H:709:THR:HG22	2.15	0.47
1:H:392:ALA:HB2	1:H:450:MET:HE2	1.97	0.47
1:H:642:LYS:HZ2	1:H:733:VAL:HG21	1.79	0.47
1:D:396:ARG:HD3	1:D:443:PHE:CG	2.49	0.47
1:H:145:ASP:CB	1:H:148:GLN:HE21	2.23	0.47
1:D:262:VAL:O	1:D:266:VAL:HG23	2.15	0.47
1:J:262:VAL:O	1:J:266:VAL:HG23	2.15	0.47
1:F:262:VAL:O	1:F:266:VAL:HG23	2.15	0.47
1:F:408:TYR:HB3	1:F:425:ILE:HG23	1.96	0.47
1:J:374:GLY:HA3	1:J:375:LEU:HA	1.73	0.47
1:I:55:ARG:CZ	1:I:587:ILE:HD11	2.45	0.47

*Continued on next page...*

*Continued from previous page...*

Atom-1	Atom-2	Interatomic distance (Å)	Clash overlap (Å)
1:C:477:LYS:O	1:C:486:LEU:HD23	2.14	0.47
1:E:493:MET:HG3	1:E:496:LEU:HD12	1.96	0.47
1:G:493:MET:HG3	1:G:496:LEU:HD12	1.96	0.47
1:J:260:ALA:HB2	1:J:302:TRP:HB3	1.97	0.47
1:D:477:LYS:O	1:D:486:LEU:HD23	2.14	0.47
1:B:33:SER:HA	1:B:525:VAL:O	2.15	0.47
1:C:33:SER:HA	1:C:525:VAL:O	2.15	0.47
1:J:33:SER:HA	1:J:525:VAL:O	2.15	0.47
1:E:396:ARG:HD3	1:E:443:PHE:CG	2.49	0.47
1:I:396:ARG:HD3	1:I:443:PHE:CG	2.50	0.47
1:G:705:ALA:O	1:G:709:THR:HG22	2.15	0.47
1:A:705:ALA:O	1:A:709:THR:HG22	2.15	0.47
1:F:642:LYS:HZ2	1:F:733:VAL:HG21	1.80	0.47
1:A:396:ARG:HD3	1:A:443:PHE:CG	2.49	0.47
1:J:721:ASP:HA	1:J:722:GLU:HA	1.57	0.47
1:I:705:ALA:O	1:I:709:THR:HG22	2.15	0.47
1:D:432:LEU:HD13	1:D:756:ILE:HD11	1.95	0.47
1:J:114:PRO:HA	1:J:228:THR:HG21	1.97	0.47
1:J:545:ARG:HB2	1:J:572:ALA:CB	2.45	0.47
1:J:593:LEU:HD13	1:J:596:ARG:HD2	1.96	0.47
1:I:390:LEU:O	1:I:549:GLN:NE2	2.48	0.47
1:F:493:MET:HG3	1:F:496:LEU:HD12	1.96	0.47
1:E:477:LYS:O	1:E:486:LEU:HD23	2.14	0.47
1:E:612:ILE:HD11	1:E:657:PHE:HD2	1.80	0.47
1:B:612:ILE:HD11	1:B:657:PHE:HD2	1.80	0.47
1:D:612:ILE:HD11	1:D:657:PHE:HD2	1.80	0.47
1:D:277:LEU:O	1:D:283:GLN:HG2	2.15	0.47
1:J:396:ARG:HD3	1:J:443:PHE:CG	2.50	0.47
1:A:264:GLU:OE2	1:A:298:THR:OG1	2.26	0.47
1:F:277:LEU:O	1:F:283:GLN:HG2	2.15	0.47
1:A:460:GLU:OE1	1:G:775:ASN:ND2	2.41	0.47
1:E:545:ARG:HB2	1:E:572:ALA:CB	2.45	0.47
1:F:145:ASP:CB	1:F:148:GLN:HE21	2.24	0.47
1:F:477:LYS:O	1:F:486:LEU:HD23	2.15	0.47
1:A:477:LYS:O	1:A:486:LEU:HD23	2.15	0.47
1:G:33:SER:HA	1:G:525:VAL:O	2.15	0.47
1:G:541:ASN:HA	1:G:559:SER:HB3	1.95	0.47
1:G:277:LEU:O	1:G:283:GLN:HG2	2.15	0.47
1:C:277:LEU:O	1:C:283:GLN:HG2	2.15	0.47
1:J:257:ARG:O	1:J:261:VAL:HG23	2.15	0.47
1:F:114:PRO:HA	1:F:228:THR:CG2	2.45	0.47

*Continued on next page...*

*Continued from previous page...*

Atom-1	Atom-2	Interatomic distance (Å)	Clash overlap (Å)
1:G:114:PRO:HA	1:G:228:THR:CG2	2.45	0.47
1:G:262:VAL:O	1:G:266:VAL:HG23	2.15	0.47
1:H:354:ARG:HH12	1:H:358:THR:HG22	1.80	0.47
1:C:354:ARG:HH12	1:C:358:THR:HG22	1.80	0.47
1:J:493:MET:HG3	1:J:496:LEU:HD12	1.96	0.47
1:J:477:LYS:O	1:J:486:LEU:HD23	2.15	0.47
1:F:612:ILE:HD11	1:F:657:PHE:HD2	1.80	0.47
1:D:721:ASP:HA	1:D:722:GLU:HA	1.57	0.47
1:J:705:ALA:O	1:J:709:THR:HG22	2.15	0.47
1:E:257:ARG:O	1:E:261:VAL:HG23	2.16	0.46
1:E:114:PRO:HA	1:E:228:THR:CG2	2.45	0.46
1:J:145:ASP:CB	1:J:148:GLN:HE21	2.24	0.46
1:F:737:GLU:HG3	1:F:777:PHE:CZ	2.50	0.46
1:E:55:ARG:CZ	1:E:587:ILE:HD11	2.45	0.46
1:I:260:ALA:HB2	1:I:302:TRP:HB3	1.96	0.46
1:H:33:SER:HA	1:H:525:VAL:O	2.15	0.46
1:B:396:ARG:HD3	1:B:443:PHE:CG	2.49	0.46
1:D:33:SER:HA	1:D:525:VAL:O	2.15	0.46
1:I:593:LEU:HD13	1:I:596:ARG:HD2	1.95	0.46
1:D:429:ARG:NE	1:J:304:GLN:OE1	2.45	0.46
1:C:612:ILE:HD11	1:C:657:PHE:HD2	1.80	0.46
1:I:277:LEU:O	1:I:283:GLN:HG2	2.15	0.46
1:H:396:ARG:HD3	1:H:443:PHE:CG	2.50	0.46
1:H:277:LEU:O	1:H:283:GLN:HG2	2.15	0.46
1:D:270:VAL:HG23	1:D:317:VAL:CG1	2.34	0.46
1:A:257:ARG:O	1:A:261:VAL:HG23	2.16	0.46
1:H:257:ARG:O	1:H:261:VAL:HG23	2.15	0.46
1:E:317:VAL:HA	1:E:320:ILE:HD12	1.97	0.46
1:G:171:LYS:O	1:H:232:ARG:NH2	2.48	0.46
1:A:262:VAL:O	1:A:266:VAL:HG23	2.15	0.46
1:B:262:VAL:O	1:B:266:VAL:HG23	2.15	0.46
1:J:408:TYR:HB3	1:J:425:ILE:HG23	1.96	0.46
1:C:262:VAL:O	1:C:266:VAL:HG23	2.15	0.46
1:B:390:LEU:O	1:B:549:GLN:NE2	2.49	0.46
1:G:55:ARG:CZ	1:G:587:ILE:HD11	2.46	0.46
1:D:493:MET:HG3	1:D:496:LEU:HD12	1.96	0.46
1:H:477:LYS:O	1:H:486:LEU:HD23	2.14	0.46
1:I:748:LYS:HA	1:I:762:ILE:HD13	1.97	0.46
1:B:705:ALA:O	1:B:709:THR:HG22	2.15	0.46
1:A:33:SER:HA	1:A:525:VAL:O	2.15	0.46
1:F:270:VAL:HG22	1:F:321:ASN:HD21	1.81	0.46

*Continued on next page...*

*Continued from previous page...*

Atom-1	Atom-2	Interatomic distance (Å)	Clash overlap (Å)
1:D:114:PRO:HA	1:D:228:THR:CG2	2.45	0.46
1:D:286:ARG:HH12	1:D:527:PHE:HB3	1.81	0.46
1:H:286:ARG:HH12	1:H:527:PHE:HB3	1.81	0.46
1:A:408:TYR:HB3	1:A:425:ILE:HG23	1.96	0.46
1:C:408:TYR:HB3	1:C:425:ILE:HG23	1.96	0.46
1:F:354:ARG:HH12	1:F:358:THR:HG22	1.80	0.46
1:A:354:ARG:HH12	1:A:358:THR:HG22	1.80	0.46
1:H:260:ALA:HB2	1:H:302:TRP:HB3	1.96	0.46
1:H:493:MET:HG3	1:H:496:LEU:HD12	1.97	0.46
1:A:260:ALA:HB2	1:A:302:TRP:HB3	1.97	0.46
1:E:277:LEU:O	1:E:283:GLN:HG2	2.16	0.46
1:B:317:VAL:HA	1:B:320:ILE:HD12	1.97	0.46
1:D:257:ARG:O	1:D:261:VAL:HG23	2.16	0.46
1:G:257:ARG:O	1:G:261:VAL:HG23	2.15	0.46
1:B:114:PRO:HA	1:B:228:THR:CG2	2.45	0.46
1:C:114:PRO:HA	1:C:228:THR:HG21	1.97	0.46
1:E:390:LEU:O	1:E:549:GLN:NE2	2.49	0.46
1:H:390:LEU:O	1:H:549:GLN:NE2	2.49	0.46
1:D:408:TYR:HB3	1:D:425:ILE:HG23	1.95	0.46
1:A:737:GLU:HG3	1:A:777:PHE:CZ	2.50	0.46
1:F:55:ARG:CZ	1:F:587:ILE:HD11	2.46	0.46
1:G:612:ILE:HD11	1:G:657:PHE:HD2	1.81	0.46
1:D:392:ALA:HB2	1:D:450:MET:HE2	1.97	0.46
1:E:705:ALA:O	1:E:709:THR:HG22	2.15	0.46
1:F:748:LYS:HA	1:F:762:ILE:HD13	1.98	0.46
1:D:402:ILE:O	1:D:434:LEU:HD12	2.16	0.46
1:I:273:PRO:CB	1:I:276:TYR:CD2	2.96	0.46
1:B:716:GLY:HA2	1:B:742:SER:HG	1.78	0.46
1:F:286:ARG:HH12	1:F:527:PHE:HB3	1.81	0.46
1:G:408:TYR:HB3	1:G:425:ILE:CG2	2.46	0.46
1:D:390:LEU:O	1:D:549:GLN:NE2	2.49	0.46
1:E:737:GLU:HG3	1:E:777:PHE:CZ	2.50	0.46
1:I:737:GLU:HG3	1:I:777:PHE:CZ	2.51	0.46
1:E:354:ARG:HH12	1:E:358:THR:HG22	1.81	0.46
1:H:540:SER:HA	1:H:541:ASN:HA	1.75	0.46
1:H:410:SER:HB3	1:H:664:ALA:HB2	1.98	0.46
1:G:396:ARG:HD3	1:G:443:PHE:CG	2.50	0.46
1:A:277:LEU:O	1:A:283:GLN:HG2	2.15	0.46
1:A:392:ALA:HB2	1:A:450:MET:HE2	1.98	0.46
1:A:317:VAL:HA	1:A:320:ILE:HD12	1.98	0.46
1:B:114:PRO:HA	1:B:228:THR:HG21	1.98	0.46

*Continued on next page...*

*Continued from previous page...*

Atom-1	Atom-2	Interatomic distance (Å)	Clash overlap (Å)
1:G:390:LEU:O	1:G:549:GLN:NE2	2.48	0.46
1:J:286:ARG:HH12	1:J:527:PHE:HB3	1.81	0.46
1:H:593:LEU:HD13	1:H:596:ARG:HD2	1.96	0.46
1:F:390:LEU:O	1:F:549:GLN:NE2	2.48	0.46
1:A:141:ASN:HD21	1:J:418:VAL:CG1	2.28	0.46
1:A:55:ARG:CZ	1:A:587:ILE:HD11	2.46	0.46
1:D:55:ARG:CZ	1:D:587:ILE:HD11	2.46	0.46
1:C:55:ARG:CZ	1:C:587:ILE:HD11	2.46	0.46
1:J:55:ARG:CZ	1:J:587:ILE:HD11	2.46	0.46
1:J:277:LEU:O	1:J:283:GLN:HG2	2.15	0.46
1:F:33:SER:HA	1:F:525:VAL:O	2.15	0.46
1:E:33:SER:HA	1:E:525:VAL:O	2.15	0.46
1:D:410:SER:HB3	1:D:664:ALA:HB2	1.98	0.46
1:B:277:LEU:O	1:B:283:GLN:HG2	2.15	0.46
1:B:513:LEU:HD23	1:B:516:MET:HE3	1.97	0.46
1:A:545:ARG:HB2	1:A:572:ALA:CB	2.45	0.46
1:I:262:VAL:O	1:I:266:VAL:HG23	2.15	0.46
1:C:286:ARG:HH12	1:C:527:PHE:HB3	1.81	0.46
1:H:737:GLU:HG3	1:H:777:PHE:CZ	2.51	0.46
1:B:374:GLY:HA3	1:B:375:LEU:HA	1.73	0.46
1:E:264:GLU:OE1	1:E:269:ARG:HD2	2.16	0.46
1:B:264:GLU:OE1	1:B:269:ARG:HD2	2.16	0.46
1:G:410:SER:HB3	1:G:664:ALA:HB2	1.98	0.46
1:J:399:ALA:HB2	1:J:584:ILE:HB	1.98	0.46
1:G:392:ALA:HB2	1:G:450:MET:HE2	1.98	0.46
1:H:37:ALA:O	1:H:369:LEU:HB2	2.16	0.46
1:B:257:ARG:O	1:B:261:VAL:HG23	2.16	0.46
1:C:317:VAL:HA	1:C:320:ILE:HD12	1.98	0.46
1:I:257:ARG:O	1:I:261:VAL:HG23	2.16	0.46
1:E:270:VAL:HG22	1:E:321:ASN:HD21	1.81	0.46
1:B:402:ILE:O	1:B:434:LEU:HD12	2.16	0.46
1:F:504:ILE:CG1	1:F:510:VAL:HG21	2.42	0.46
1:A:114:PRO:HA	1:A:228:THR:CG2	2.46	0.46
1:G:479:LEU:HD11	1:G:567:LEU:HD23	1.98	0.46
1:C:390:LEU:O	1:C:549:GLN:NE2	2.49	0.46
1:E:262:VAL:O	1:E:266:VAL:HG23	2.15	0.46
1:E:479:LEU:HD11	1:E:567:LEU:HD23	1.98	0.46
1:B:737:GLU:HG3	1:B:777:PHE:CZ	2.50	0.46
1:A:479:LEU:HD11	1:A:567:LEU:HD23	1.98	0.46
1:I:493:MET:HG3	1:I:496:LEU:HD12	1.96	0.46
1:E:260:ALA:HB2	1:E:302:TRP:HB3	1.97	0.46

*Continued on next page...*



*Continued from previous page...*

Atom-1	Atom-2	Interatomic distance (Å)	Clash overlap (Å)
1:J:410:SER:HB3	1:J:664:ALA:HB2	1.98	0.46
1:A:399:ALA:HB2	1:A:584:ILE:HB	1.98	0.46
1:F:257:ARG:O	1:F:261:VAL:HG23	2.16	0.46
1:E:402:ILE:O	1:E:434:LEU:HD12	2.16	0.46
1:C:402:ILE:O	1:C:434:LEU:HD12	2.16	0.46
1:I:402:ILE:O	1:I:434:LEU:HD12	2.16	0.46
1:I:504:ILE:CG1	1:I:510:VAL:HG21	2.43	0.46
1:F:513:LEU:HD23	1:F:516:MET:HE1	1.98	0.46
1:H:408:TYR:HB3	1:H:425:ILE:CG2	2.47	0.46
1:B:408:TYR:HB3	1:B:425:ILE:CG2	2.47	0.46
1:D:408:TYR:HB3	1:D:425:ILE:CG2	2.46	0.46
1:A:390:LEU:O	1:A:549:GLN:NE2	2.49	0.46
1:E:479:LEU:CD1	1:E:567:LEU:HD23	2.46	0.46
1:D:737:GLU:HG3	1:D:777:PHE:CZ	2.51	0.46
1:I:374:GLY:HA3	1:I:375:LEU:HA	1.74	0.46
1:B:55:ARG:CZ	1:B:587:ILE:HD11	2.46	0.46
1:F:260:ALA:HB2	1:F:302:TRP:HB3	1.97	0.46
1:H:399:ALA:HB2	1:H:584:ILE:HB	1.98	0.46
1:B:37:ALA:O	1:B:369:LEU:HB2	2.16	0.46
1:I:114:PRO:HA	1:I:228:THR:HG21	1.97	0.45
1:J:273:PRO:CB	1:J:276:TYR:CD2	2.96	0.45
1:J:479:LEU:HD11	1:J:567:LEU:HD23	1.98	0.45
1:G:479:LEU:CD1	1:G:567:LEU:HD23	2.47	0.45
1:J:740:LEU:HD21	1:J:780:ILE:HG22	1.98	0.45
1:B:54:LEU:CD2	1:B:375:LEU:HD23	2.46	0.45
1:B:399:ALA:HB2	1:B:584:ILE:HB	1.98	0.45
1:I:37:ALA:O	1:I:369:LEU:HB2	2.16	0.45
1:C:257:ARG:O	1:C:261:VAL:HG23	2.16	0.45
1:H:317:VAL:HA	1:H:320:ILE:HD12	1.98	0.45
1:G:317:VAL:HA	1:G:320:ILE:HD12	1.98	0.45
1:F:402:ILE:O	1:F:434:LEU:HD12	2.16	0.45
1:D:479:LEU:HD11	1:D:567:LEU:HD23	1.98	0.45
1:F:545:ARG:HB2	1:F:572:ALA:CB	2.45	0.45
1:G:286:ARG:HH12	1:G:527:PHE:HB3	1.81	0.45
1:F:740:LEU:HD21	1:F:780:ILE:HG22	1.98	0.45
1:C:740:LEU:HD21	1:C:780:ILE:HG22	1.98	0.45
1:H:740:LEU:HD21	1:H:780:ILE:HG22	1.98	0.45
1:G:740:LEU:HD21	1:G:780:ILE:HG22	1.99	0.45
1:D:354:ARG:HH12	1:D:358:THR:HG22	1.81	0.45
1:C:399:ALA:HB2	1:C:584:ILE:HB	1.99	0.45
1:F:392:ALA:HB2	1:F:450:MET:HE2	1.98	0.45

*Continued on next page...*

*Continued from previous page...*

Atom-1	Atom-2	Interatomic distance (Å)	Clash overlap (Å)
1:A:410:SER:HB3	1:A:664:ALA:HB2	1.99	0.45
1:I:33:SER:HA	1:I:525:VAL:O	2.15	0.45
1:H:748:LYS:HA	1:H:762:ILE:HD13	1.98	0.45
1:J:23:VAL:HG21	1:J:32:PHE:CB	2.37	0.45
1:J:479:LEU:CD1	1:J:567:LEU:HD23	2.47	0.45
1:H:479:LEU:HB3	1:H:482:THR:OG1	2.17	0.45
1:H:262:VAL:O	1:H:266:VAL:HG23	2.15	0.45
1:E:408:TYR:HB3	1:E:425:ILE:CG2	2.47	0.45
1:B:563:THR:HG21	1:B:568:ASN:HB2	1.98	0.45
1:J:737:GLU:HG3	1:J:777:PHE:CZ	2.51	0.45
1:A:479:LEU:CD1	1:A:567:LEU:HD23	2.47	0.45
1:D:54:LEU:CD2	1:D:375:LEU:HD23	2.46	0.45
1:G:260:ALA:HB2	1:G:302:TRP:HB3	1.97	0.45
1:D:264:GLU:OE1	1:D:269:ARG:HD2	2.16	0.45
1:A:85:ASP:OD2	1:J:660:ALA:HB1	2.16	0.45
1:I:317:VAL:HA	1:I:320:ILE:HD12	1.98	0.45
1:H:479:LEU:CD1	1:H:567:LEU:HD23	2.46	0.45
1:D:412:GLN:O	1:J:89:GLN:NE2	2.48	0.45
1:C:479:LEU:HB3	1:C:482:THR:OG1	2.17	0.45
1:C:737:GLU:HG3	1:C:777:PHE:CZ	2.50	0.45
1:F:479:LEU:CD1	1:F:567:LEU:HD23	2.47	0.45
1:A:740:LEU:HD21	1:A:780:ILE:HG22	1.98	0.45
1:G:737:GLU:HG3	1:G:777:PHE:CZ	2.51	0.45
1:G:54:LEU:CD2	1:G:375:LEU:HD23	2.46	0.45
1:C:54:LEU:CD2	1:C:375:LEU:HD23	2.46	0.45
1:G:397:TYR:CE1	1:G:497:LEU:HD21	2.51	0.45
1:E:748:LYS:HA	1:E:762:ILE:HD13	1.97	0.45
1:D:317:VAL:HA	1:D:320:ILE:HD12	1.98	0.45
1:G:402:ILE:O	1:G:434:LEU:HD12	2.16	0.45
1:A:402:ILE:O	1:A:434:LEU:HD12	2.16	0.45
1:G:273:PRO:CB	1:G:276:TYR:CD2	2.96	0.45
1:B:286:ARG:HH12	1:B:527:PHE:HB3	1.81	0.45
1:J:390:LEU:O	1:J:549:GLN:NE2	2.49	0.45
1:I:563:THR:HG21	1:I:568:ASN:HB2	1.98	0.45
1:A:479:LEU:HB3	1:A:482:THR:OG1	2.17	0.45
1:I:354:ARG:HH12	1:I:358:THR:HG22	1.80	0.45
1:G:354:ARG:HH12	1:G:358:THR:HG22	1.81	0.45
1:E:54:LEU:CD2	1:E:375:LEU:HD23	2.46	0.45
1:I:397:TYR:CE1	1:I:497:LEU:HD21	2.52	0.45
1:E:37:ALA:O	1:E:369:LEU:HB2	2.17	0.45
1:A:723:ILE:HD11	1:B:509:SER:OG	2.17	0.45

*Continued on next page...*

*Continued from previous page...*

Atom-1	Atom-2	Interatomic distance (Å)	Clash overlap (Å)
1:A:37:ALA:O	1:A:369:LEU:HB2	2.16	0.45
1:F:114:PRO:HA	1:F:228:THR:HG21	1.98	0.45
1:B:479:LEU:HD11	1:B:567:LEU:HD23	1.98	0.45
1:I:286:ARG:HH12	1:I:527:PHE:HB3	1.81	0.45
1:A:286:ARG:HH12	1:A:527:PHE:HB3	1.81	0.45
1:I:479:LEU:CD1	1:I:567:LEU:HD23	2.46	0.45
1:B:740:LEU:HD21	1:B:780:ILE:HG22	1.99	0.45
1:A:54:LEU:CD2	1:A:375:LEU:HD23	2.46	0.45
1:E:418:VAL:CG1	1:F:141:ASN:HD21	2.30	0.45
1:F:540:SER:HA	1:F:541:ASN:HA	1.75	0.45
1:C:410:SER:HB3	1:C:664:ALA:HB2	1.99	0.45
1:I:399:ALA:HB2	1:I:584:ILE:HB	1.98	0.45
1:J:37:ALA:O	1:J:369:LEU:HB2	2.16	0.45
1:G:748:LYS:HA	1:G:762:ILE:HD13	1.98	0.45
1:F:317:VAL:HA	1:F:320:ILE:HD12	1.98	0.45
1:E:114:PRO:HA	1:E:228:THR:HG21	1.98	0.45
1:G:504:ILE:CG1	1:G:510:VAL:HG21	2.43	0.45
1:C:545:ARG:HB2	1:C:572:ALA:CB	2.45	0.45
1:A:145:ASP:HB3	1:A:148:GLN:HG3	1.99	0.45
1:I:408:TYR:HB3	1:I:425:ILE:CG2	2.47	0.45
1:D:748:LYS:HA	1:D:762:ILE:HD13	1.97	0.45
1:E:399:ALA:HB2	1:E:584:ILE:HB	1.99	0.45
1:A:748:LYS:HA	1:A:762:ILE:HD13	1.98	0.45
1:J:270:VAL:HG22	1:J:321:ASN:HD21	1.81	0.45
1:D:114:PRO:HA	1:D:228:THR:HG21	1.98	0.45
1:D:479:LEU:CD1	1:D:567:LEU:HD23	2.47	0.45
1:C:563:THR:HG21	1:C:568:ASN:HB2	1.99	0.45
1:D:563:THR:HG21	1:D:568:ASN:HB2	1.99	0.45
1:E:740:LEU:HD21	1:E:780:ILE:HG22	1.98	0.45
1:J:354:ARG:HH12	1:J:358:THR:HG22	1.80	0.45
1:H:55:ARG:CZ	1:H:587:ILE:HD11	2.46	0.45
1:F:37:ALA:O	1:F:369:LEU:HB2	2.17	0.45
1:B:392:ALA:HB2	1:B:450:MET:HE2	1.99	0.45
1:D:37:ALA:O	1:D:369:LEU:HB2	2.17	0.45
1:C:748:LYS:HA	1:C:762:ILE:HD13	1.98	0.45
1:E:286:ARG:HH12	1:E:527:PHE:HB3	1.82	0.45
1:C:479:LEU:CD1	1:C:567:LEU:HD23	2.47	0.45
1:G:264:GLU:OE1	1:G:269:ARG:HD2	2.16	0.45
1:I:264:GLU:OE1	1:I:269:ARG:HD2	2.16	0.45
1:C:260:ALA:O	1:C:264:GLU:HG2	2.17	0.45
1:D:399:ALA:HB2	1:D:584:ILE:HB	1.98	0.45

*Continued on next page...*

*Continued from previous page...*

Atom-1	Atom-2	Interatomic distance (Å)	Clash overlap (Å)
1:J:748:LYS:HA	1:J:762:ILE:HD13	1.98	0.45
1:I:40:ALA:CB	1:I:290:ASN:OD1	2.64	0.45
1:G:545:ARG:HB2	1:G:572:ALA:CB	2.45	0.45
1:H:545:ARG:HB2	1:H:572:ALA:CB	2.45	0.45
1:I:545:ARG:HB2	1:I:572:ALA:CB	2.45	0.45
1:A:408:TYR:HB3	1:A:425:ILE:CG2	2.47	0.45
1:D:740:LEU:HD21	1:D:780:ILE:HG22	1.99	0.45
1:I:54:LEU:CD2	1:I:375:LEU:HD23	2.46	0.45
1:D:260:ALA:O	1:D:264:GLU:HG2	2.17	0.45
1:I:410:SER:HB3	1:I:664:ALA:HB2	1.98	0.45
1:G:37:ALA:O	1:G:369:LEU:HB2	2.16	0.45
1:E:414:PRO:HB3	1:F:142:LEU:HD22	1.98	0.45
1:J:317:VAL:HA	1:J:320:ILE:HD12	1.98	0.44
1:H:114:PRO:HA	1:H:228:THR:CG2	2.47	0.44
1:E:563:THR:HG21	1:E:568:ASN:HB2	1.99	0.44
1:D:545:ARG:HB2	1:D:572:ALA:CB	2.45	0.44
1:C:145:ASP:HB3	1:C:148:GLN:HG3	1.99	0.44
1:J:408:TYR:HB3	1:J:425:ILE:CG2	2.47	0.44
1:J:54:LEU:CD2	1:J:375:LEU:HD23	2.46	0.44
1:H:397:TYR:CE1	1:H:497:LEU:HD21	2.52	0.44
1:B:657:PHE:CD2	1:B:663:LEU:HD12	2.52	0.44
1:A:260:ALA:O	1:A:264:GLU:HG2	2.17	0.44
1:B:410:SER:HB3	1:B:664:ALA:HB2	1.99	0.44
1:F:399:ALA:HB2	1:F:584:ILE:HB	1.99	0.44
1:D:726:ILE:HA	1:D:727:ALA:HA	1.82	0.44
1:G:255:LYS:NZ	1:G:359:SER:HG	2.13	0.44
1:C:273:PRO:CB	1:C:276:TYR:CD2	2.96	0.44
1:A:232:ARG:O	1:A:236:GLN:HG3	2.18	0.44
1:E:232:ARG:O	1:E:236:GLN:HG3	2.17	0.44
1:D:108:MET:HA	1:J:114:PRO:CG	2.47	0.44
1:D:418:VAL:HG12	1:J:141:ASN:ND2	2.28	0.44
1:B:40:ALA:CB	1:B:290:ASN:OD1	2.64	0.44
1:F:145:ASP:HB3	1:F:148:GLN:HG3	2.00	0.44
1:E:89:GLN:NE2	1:I:412:GLN:O	2.44	0.44
1:I:479:LEU:HD11	1:I:567:LEU:HD23	1.98	0.44
1:F:479:LEU:HB3	1:F:482:THR:OG1	2.17	0.44
1:F:54:LEU:CD2	1:F:375:LEU:HD23	2.46	0.44
1:H:503:ILE:HG21	1:H:515:TYR:CD2	2.53	0.44
1:B:260:ALA:O	1:B:264:GLU:HG2	2.17	0.44
1:D:38:THR:HA	1:D:367:ALA:O	2.17	0.44
1:B:748:LYS:HA	1:B:762:ILE:HD13	1.98	0.44

*Continued on next page...*

*Continued from previous page...*

Atom-1	Atom-2	Interatomic distance (Å)	Clash overlap (Å)
1:G:114:PRO:HA	1:G:228:THR:HG21	1.98	0.44
1:H:479:LEU:HD11	1:H:567:LEU:HD23	1.98	0.44
1:I:740:LEU:HD21	1:I:780:ILE:HG22	1.99	0.44
1:F:479:LEU:HD11	1:F:567:LEU:HD23	1.98	0.44
1:B:397:TYR:CE1	1:B:497:LEU:HD21	2.51	0.44
1:H:264:GLU:OE1	1:H:269:ARG:HD2	2.16	0.44
1:H:642:LYS:HG3	1:H:778:TYR:OH	2.17	0.44
1:B:38:THR:HA	1:B:367:ALA:O	2.18	0.44
1:I:232:ARG:O	1:I:236:GLN:HG3	2.17	0.44
1:J:563:THR:HG21	1:J:568:ASN:HB2	1.99	0.44
1:C:418:VAL:CG1	1:D:141:ASN:HD21	2.31	0.44
1:F:264:GLU:OE1	1:F:269:ARG:HD2	2.17	0.44
1:J:264:GLU:OE1	1:J:269:ARG:HD2	2.16	0.44
1:A:264:GLU:OE1	1:A:269:ARG:HD2	2.16	0.44
1:E:410:SER:HB3	1:E:664:ALA:HB2	1.98	0.44
1:I:392:ALA:HB2	1:I:450:MET:HE2	1.99	0.44
1:I:38:THR:HA	1:I:367:ALA:O	2.18	0.44
1:C:37:ALA:O	1:C:369:LEU:HB2	2.17	0.44
1:I:642:LYS:HZ2	1:I:733:VAL:HG21	1.82	0.44
1:H:402:ILE:O	1:H:434:LEU:HD12	2.16	0.44
1:J:265:ILE:HD12	1:J:273:PRO:HG3	2.00	0.44
1:F:232:ARG:O	1:F:236:GLN:HG3	2.18	0.44
1:G:265:ILE:HD12	1:G:273:PRO:HG3	2.00	0.44
1:D:265:ILE:HD12	1:D:273:PRO:HG3	2.00	0.44
1:H:232:ARG:O	1:H:236:GLN:HG3	2.18	0.44
1:G:563:THR:HG21	1:G:568:ASN:HB2	1.98	0.44
1:C:571:VAL:HA	1:C:572:ALA:HA	1.80	0.44
1:C:408:TYR:HB3	1:C:425:ILE:CG2	2.47	0.44
1:A:563:THR:HG21	1:A:568:ASN:HB2	1.99	0.44
1:J:397:TYR:CE1	1:J:497:LEU:HD21	2.52	0.44
1:E:397:TYR:CE1	1:E:497:LEU:HD21	2.53	0.44
1:F:397:TYR:CE1	1:F:497:LEU:HD21	2.52	0.44
1:J:642:LYS:HG3	1:J:778:TYR:OH	2.18	0.44
1:G:23:VAL:HG21	1:G:32:PHE:CB	2.36	0.44
1:F:265:ILE:HD12	1:F:273:PRO:HG3	1.99	0.44
1:B:479:LEU:HB3	1:B:482:THR:OG1	2.17	0.44
1:E:504:ILE:HG22	1:E:505:PRO:HD2	2.00	0.44
1:I:145:ASP:HB3	1:I:148:GLN:HG3	1.99	0.44
1:E:479:LEU:HB3	1:E:482:THR:OG1	2.17	0.44
1:D:374:GLY:HA3	1:D:375:LEU:HA	1.74	0.44
1:E:503:ILE:HG21	1:E:515:TYR:CD2	2.53	0.44

*Continued on next page...*

*Continued from previous page...*

Atom-1	Atom-2	Interatomic distance (Å)	Clash overlap (Å)
1:C:264:GLU:OE1	1:C:269:ARG:HD2	2.16	0.44
1:H:657:PHE:CD2	1:H:663:LEU:HD12	2.53	0.44
1:G:399:ALA:HB2	1:G:584:ILE:HB	1.98	0.44
1:I:270:VAL:HG22	1:I:321:ASN:HD21	1.81	0.44
1:J:402:ILE:O	1:J:434:LEU:HD12	2.17	0.44
1:I:265:ILE:HD12	1:I:273:PRO:HG3	2.00	0.44
1:J:479:LEU:HB3	1:J:482:THR:OG1	2.17	0.44
1:G:479:LEU:HB3	1:G:482:THR:OG1	2.17	0.44
1:H:571:VAL:HA	1:H:572:ALA:HA	1.80	0.44
1:B:145:ASP:HB3	1:B:148:GLN:HG3	2.00	0.44
1:F:408:TYR:HB3	1:F:425:ILE:CG2	2.47	0.44
1:I:479:LEU:HB3	1:I:482:THR:OG1	2.17	0.44
1:H:54:LEU:CD2	1:H:375:LEU:HD23	2.46	0.44
1:F:260:ALA:O	1:F:264:GLU:HG2	2.17	0.44
1:I:260:ALA:O	1:I:264:GLU:HG2	2.18	0.44
1:F:657:PHE:CD2	1:F:663:LEU:HD12	2.53	0.44
1:E:657:PHE:CD2	1:E:663:LEU:HD12	2.53	0.44
1:D:446:LEU:O	1:D:450:MET:HG2	2.18	0.44
1:B:43:ARG:CG	1:B:365:THR:HG23	2.48	0.44
1:F:504:ILE:HG22	1:F:505:PRO:HD2	2.00	0.44
1:A:114:PRO:HA	1:A:228:THR:HG21	1.99	0.44
1:H:504:ILE:HG22	1:H:505:PRO:HD2	2.00	0.44
1:H:563:THR:HG21	1:H:568:ASN:HB2	1.99	0.44
1:A:374:GLY:HA3	1:A:375:LEU:HA	1.73	0.44
1:J:260:ALA:O	1:J:264:GLU:HG2	2.17	0.44
1:B:446:LEU:O	1:B:450:MET:HG2	2.18	0.44
1:C:446:LEU:O	1:C:450:MET:HG2	2.18	0.44
1:E:642:LYS:HG3	1:E:778:TYR:OH	2.17	0.44
1:C:38:THR:HA	1:C:367:ALA:O	2.18	0.44
1:J:190:LEU:HD13	1:J:190:LEU:O	2.18	0.44
1:G:232:ARG:O	1:G:236:GLN:HG3	2.18	0.44
1:H:40:ALA:CB	1:H:290:ASN:OD1	2.63	0.44
1:B:503:ILE:HG21	1:B:515:TYR:CD2	2.53	0.44
1:H:260:ALA:O	1:H:264:GLU:HG2	2.17	0.44
1:G:642:LYS:HG3	1:G:778:TYR:OH	2.17	0.44
1:F:446:LEU:O	1:F:450:MET:HG2	2.18	0.44
1:E:392:ALA:HB2	1:E:450:MET:HE2	2.00	0.44
1:D:643:GLY:HA3	1:D:644:GLY:HA2	1.84	0.44
1:A:38:THR:HA	1:A:367:ALA:O	2.18	0.44
1:A:642:LYS:HG3	1:A:778:TYR:OH	2.18	0.44
1:F:410:SER:HB3	1:F:664:ALA:HB2	1.99	0.44

*Continued on next page...*

*Continued from previous page...*

Atom-1	Atom-2	Interatomic distance (Å)	Clash overlap (Å)
1:B:726:ILE:HA	1:B:727:ALA:HA	1.82	0.44
1:J:38:THR:HA	1:J:367:ALA:O	2.18	0.44
1:G:504:ILE:HG22	1:G:505:PRO:HD2	2.00	0.43
1:I:190:LEU:O	1:I:190:LEU:HD13	2.18	0.43
1:E:145:ASP:HB3	1:E:148:GLN:HG3	1.99	0.43
1:H:145:ASP:HB3	1:H:148:GLN:HG3	1.99	0.43
1:C:479:LEU:HD11	1:C:567:LEU:HD23	1.98	0.43
1:G:260:ALA:O	1:G:264:GLU:HG2	2.17	0.43
1:H:446:LEU:O	1:H:450:MET:HG2	2.18	0.43
1:A:446:LEU:O	1:A:450:MET:HG2	2.18	0.43
1:C:392:ALA:HB2	1:C:450:MET:HE2	1.99	0.43
1:F:38:THR:HA	1:F:367:ALA:O	2.18	0.43
1:D:163:ILE:HD13	1:D:212:TYR:CE2	2.53	0.43
1:D:121:TRP:CZ3	1:J:226:PRO:HG3	2.53	0.43
1:E:509:SER:OG	1:I:723:ILE:HD11	2.18	0.43
1:D:439:GLU:OE2	1:D:489:ASN:ND2	2.51	0.43
1:C:232:ARG:O	1:C:236:GLN:HG3	2.17	0.43
1:B:479:LEU:CD1	1:B:567:LEU:HD23	2.47	0.43
1:E:114:PRO:HB2	1:I:122:ALA:HB1	2.00	0.43
1:J:145:ASP:HB3	1:J:148:GLN:HG3	2.00	0.43
1:F:563:THR:HG21	1:F:568:ASN:HB2	1.99	0.43
1:G:503:ILE:HG21	1:G:515:TYR:CD2	2.53	0.43
1:D:503:ILE:HG21	1:D:515:TYR:CD2	2.53	0.43
1:D:397:TYR:CE1	1:D:497:LEU:HD21	2.53	0.43
1:D:642:LYS:HG3	1:D:778:TYR:OH	2.17	0.43
1:D:540:SER:HA	1:D:541:ASN:HA	1.75	0.43
1:G:657:PHE:CD2	1:G:663:LEU:HD12	2.52	0.43
1:J:446:LEU:O	1:J:450:MET:HG2	2.18	0.43
1:G:446:LEU:O	1:G:450:MET:HG2	2.18	0.43
1:I:642:LYS:HG3	1:I:778:TYR:OH	2.18	0.43
1:A:190:LEU:HD13	1:A:190:LEU:O	2.18	0.43
1:D:270:VAL:HG22	1:D:321:ASN:HD21	1.81	0.43
1:H:265:ILE:HD12	1:H:273:PRO:HG3	2.00	0.43
1:D:232:ARG:O	1:D:236:GLN:HG3	2.18	0.43
1:D:479:LEU:HB3	1:D:482:THR:OG1	2.17	0.43
1:I:514:LEU:HD23	1:I:514:LEU:HA	1.91	0.43
1:E:260:ALA:O	1:E:264:GLU:HG2	2.17	0.43
1:D:657:PHE:CD2	1:D:663:LEU:HD12	2.53	0.43
1:C:642:LYS:HG3	1:C:778:TYR:OH	2.18	0.43
1:H:163:ILE:HD13	1:H:212:TYR:CE2	2.54	0.43
1:C:270:VAL:HG22	1:C:321:ASN:HD21	1.81	0.43

*Continued on next page...*

*Continued from previous page...*

Atom-1	Atom-2	Interatomic distance (Å)	Clash overlap (Å)
1:A:270:VAL:HG22	1:A:321:ASN:HD21	1.81	0.43
1:E:23:VAL:HG21	1:E:32:PHE:CB	2.36	0.43
1:A:504:ILE:HG22	1:A:505:PRO:HD2	2.00	0.43
1:J:232:ARG:O	1:J:236:GLN:HG3	2.18	0.43
1:B:190:LEU:O	1:B:190:LEU:HD13	2.18	0.43
1:A:397:TYR:CE1	1:A:497:LEU:HD21	2.53	0.43
1:C:397:TYR:CE1	1:C:497:LEU:HD21	2.53	0.43
1:A:304:GLN:OE1	1:J:429:ARG:NE	2.46	0.43
1:I:446:LEU:O	1:I:450:MET:HG2	2.18	0.43
1:I:163:ILE:HD13	1:I:212:TYR:CE2	2.54	0.43
1:H:190:LEU:O	1:H:190:LEU:HD13	2.18	0.43
1:I:504:ILE:HG22	1:I:505:PRO:HD2	2.00	0.43
1:B:504:ILE:HG22	1:B:505:PRO:HD2	1.99	0.43
1:E:374:GLY:HA3	1:E:375:LEU:HA	1.73	0.43
1:A:503:ILE:HG21	1:A:515:TYR:CD2	2.53	0.43
1:F:503:ILE:HG21	1:F:515:TYR:CD2	2.54	0.43
1:A:657:PHE:CD2	1:A:663:LEU:HD12	2.53	0.43
1:F:642:LYS:HG3	1:F:778:TYR:OH	2.18	0.43
1:G:38:THR:HA	1:G:367:ALA:O	2.18	0.43
1:E:109:GLY:HA3	1:F:113:ARG:CD	2.48	0.43
1:J:356:ALA:O	1:J:360:VAL:HG23	2.19	0.43
1:I:356:ALA:O	1:I:360:VAL:HG23	2.19	0.43
1:F:23:VAL:HG21	1:F:32:PHE:CB	2.36	0.43
1:G:434:LEU:O	1:G:711:THR:HG21	2.19	0.43
1:E:434:LEU:O	1:E:711:THR:HG21	2.18	0.43
1:C:272:ALA:N	1:C:273:PRO:HD3	2.34	0.43
1:B:265:ILE:HD12	1:B:273:PRO:HG3	2.00	0.43
1:E:571:VAL:HA	1:E:572:ALA:HA	1.80	0.43
1:J:503:ILE:HG21	1:J:515:TYR:CG	2.54	0.43
1:B:642:LYS:HG3	1:B:778:TYR:OH	2.18	0.43
1:I:657:PHE:CD2	1:I:663:LEU:HD12	2.54	0.43
1:G:356:ALA:O	1:G:360:VAL:HG23	2.19	0.43
1:C:726:ILE:HA	1:C:727:ALA:HA	1.83	0.43
1:G:190:LEU:HD13	1:G:190:LEU:O	2.18	0.43
1:D:434:LEU:O	1:D:711:THR:HG21	2.19	0.43
1:F:434:LEU:O	1:F:711:THR:HG21	2.19	0.43
1:H:114:PRO:HA	1:H:228:THR:HG21	1.99	0.43
1:B:504:ILE:CG1	1:B:510:VAL:HG21	2.43	0.43
1:J:504:ILE:HG22	1:J:505:PRO:HD2	2.00	0.43
1:E:190:LEU:O	1:E:190:LEU:HD13	2.18	0.43
1:G:145:ASP:HB3	1:G:148:GLN:HG3	1.99	0.43

*Continued on next page...*



*Continued from previous page...*

Atom-1	Atom-2	Interatomic distance (Å)	Clash overlap (Å)
1:D:145:ASP:HB3	1:D:148:GLN:HG3	2.00	0.43
1:J:146:GLU:CD	1:J:604:LYS:HZ1	2.19	0.43
1:H:350:THR:N	1:H:351:PRO:CD	2.82	0.43
1:A:446:LEU:CD2	1:A:487:VAL:HG11	2.49	0.43
1:A:439:GLU:OE2	1:A:489:ASN:ND2	2.52	0.43
1:H:38:THR:HA	1:H:367:ALA:O	2.18	0.43
1:C:356:ALA:O	1:C:360:VAL:HG23	2.19	0.43
1:H:123:GLU:CD	1:I:229:ARG:NH1	2.65	0.43
1:A:265:ILE:HD12	1:A:273:PRO:HG3	2.00	0.43
1:B:545:ARG:HB2	1:B:572:ALA:CB	2.45	0.43
1:E:425:ILE:HD12	1:E:593:LEU:HD22	2.01	0.43
1:B:374:GLY:HA2	1:B:376:GLY:H	1.84	0.43
1:I:446:LEU:CD2	1:I:487:VAL:HG11	2.49	0.43
1:E:446:LEU:O	1:E:450:MET:HG2	2.18	0.43
1:E:356:ALA:O	1:E:360:VAL:HG23	2.19	0.43
1:J:439:GLU:OE2	1:J:489:ASN:ND2	2.52	0.43
1:F:356:ALA:O	1:F:360:VAL:HG23	2.19	0.43
1:F:643:GLY:HA3	1:F:644:GLY:HA2	1.84	0.43
1:A:721:ASP:HA	1:A:722:GLU:HA	1.57	0.43
1:A:43:ARG:CG	1:A:365:THR:HG23	2.49	0.43
1:E:439:GLU:OE2	1:E:489:ASN:ND2	2.52	0.43
1:E:402:ILE:HD12	1:E:668:VAL:CG1	2.49	0.43
1:A:402:ILE:HD12	1:A:668:VAL:CG1	2.49	0.43
1:B:122:ALA:HB1	1:C:114:PRO:HB2	2.00	0.43
1:A:272:ALA:N	1:A:273:PRO:HD3	2.34	0.43
1:B:272:ALA:N	1:B:273:PRO:HD3	2.33	0.43
1:I:425:ILE:HD12	1:I:593:LEU:HD22	2.01	0.43
1:C:425:ILE:HD12	1:C:593:LEU:HD22	2.01	0.43
1:F:777:PHE:HA	1:F:780:ILE:HD12	2.01	0.43
1:B:354:ARG:HH12	1:B:358:THR:HG22	1.80	0.43
1:D:120:SER:HB3	1:D:222:ASP:HA	2.01	0.43
1:J:503:ILE:HG21	1:J:515:TYR:CD2	2.53	0.43
1:J:43:ARG:CG	1:J:365:THR:HG23	2.49	0.43
1:H:721:ASP:HA	1:H:722:GLU:HA	1.57	0.43
1:E:77:ILE:O	1:E:81:ILE:HG13	2.19	0.43
1:H:434:LEU:O	1:H:711:THR:HG21	2.19	0.43
1:G:571:VAL:HA	1:G:572:ALA:HA	1.81	0.43
1:I:51:SER:HB2	1:I:57:ARG:H	1.84	0.43
1:E:51:SER:HB2	1:E:57:ARG:H	1.84	0.43
1:H:374:GLY:HA3	1:H:375:LEU:HA	1.73	0.43
1:C:657:PHE:CD2	1:C:663:LEU:HD12	2.53	0.43

*Continued on next page...*

*Continued from previous page...*

Atom-1	Atom-2	Interatomic distance (Å)	Clash overlap (Å)
1:E:43:ARG:CG	1:E:365:THR:HG23	2.48	0.43
1:A:356:ALA:O	1:A:360:VAL:HG23	2.19	0.43
1:B:356:ALA:O	1:B:360:VAL:HG23	2.19	0.43
1:F:77:ILE:O	1:F:81:ILE:HG13	2.19	0.43
1:H:43:ARG:CG	1:H:365:THR:HG23	2.49	0.43
1:J:163:ILE:HD13	1:J:212:TYR:CE2	2.54	0.43
1:G:77:ILE:O	1:G:81:ILE:HG13	2.19	0.43
1:H:261:VAL:HG13	1:H:316:TRP:HH2	1.85	0.42
1:D:504:ILE:HG22	1:D:505:PRO:HD2	2.00	0.42
1:G:51:SER:HB2	1:G:57:ARG:H	1.84	0.42
1:C:503:ILE:HG21	1:C:515:TYR:CD2	2.54	0.42
1:A:350:THR:N	1:A:351:PRO:CD	2.82	0.42
1:B:503:ILE:HG21	1:B:515:TYR:CG	2.54	0.42
1:E:446:LEU:CD2	1:E:487:VAL:HG11	2.49	0.42
1:F:726:ILE:HA	1:F:727:ALA:HA	1.83	0.42
1:C:77:ILE:O	1:C:81:ILE:HG13	2.19	0.42
1:F:43:ARG:CG	1:F:365:THR:HG23	2.49	0.42
1:A:77:ILE:O	1:A:81:ILE:HG13	2.19	0.42
1:J:261:VAL:HG13	1:J:316:TRP:HH2	1.84	0.42
1:G:261:VAL:HG13	1:G:316:TRP:HH2	1.84	0.42
1:A:434:LEU:O	1:A:711:THR:HG21	2.19	0.42
1:I:434:LEU:O	1:I:711:THR:HG21	2.19	0.42
1:H:503:ILE:HG21	1:H:515:TYR:CG	2.54	0.42
1:I:503:ILE:HG21	1:I:515:TYR:CD2	2.54	0.42
1:F:446:LEU:CD2	1:F:487:VAL:HG11	2.49	0.42
1:G:439:GLU:OE2	1:G:489:ASN:ND2	2.51	0.42
1:D:190:LEU:O	1:D:190:LEU:HD13	2.18	0.42
1:D:261:VAL:HG13	1:D:316:TRP:HH2	1.84	0.42
1:D:402:ILE:HD12	1:D:668:VAL:CG1	2.49	0.42
1:H:402:ILE:HD12	1:H:668:VAL:CG1	2.49	0.42
1:B:232:ARG:O	1:B:236:GLN:HG3	2.18	0.42
1:J:272:ALA:N	1:J:273:PRO:HD3	2.33	0.42
1:F:273:PRO:CB	1:F:276:TYR:CD2	2.96	0.42
1:J:425:ILE:HD12	1:J:593:LEU:HD22	2.01	0.42
1:H:68:ARG:HG3	1:H:165:ALA:CB	2.49	0.42
1:I:43:ARG:CG	1:I:365:THR:HG23	2.49	0.42
1:I:77:ILE:O	1:I:81:ILE:HG13	2.19	0.42
1:G:163:ILE:HD13	1:G:212:TYR:CE2	2.53	0.42
1:B:439:GLU:OE2	1:B:489:ASN:ND2	2.52	0.42
1:C:265:ILE:HD12	1:C:273:PRO:HG3	2.00	0.42
1:G:547:THR:HG23	1:G:550:VAL:HG23	2.02	0.42

*Continued on next page...*

*Continued from previous page...*

Atom-1	Atom-2	Interatomic distance (Å)	Clash overlap (Å)
1:G:418:VAL:HA	1:H:141:ASN:HD21	1.84	0.42
1:A:374:GLY:HA2	1:A:376:GLY:H	1.84	0.42
1:G:350:THR:N	1:G:351:PRO:CD	2.82	0.42
1:D:503:ILE:HG21	1:D:515:TYR:CG	2.54	0.42
1:B:350:THR:N	1:B:351:PRO:CD	2.83	0.42
1:J:657:PHE:CD2	1:J:663:LEU:HD12	2.54	0.42
1:G:446:LEU:CD2	1:G:487:VAL:HG11	2.49	0.42
1:B:446:LEU:CD2	1:B:487:VAL:HG11	2.50	0.42
1:E:38:THR:HA	1:E:367:ALA:O	2.18	0.42
1:G:643:GLY:HA3	1:G:644:GLY:HA2	1.84	0.42
1:C:439:GLU:OE2	1:C:489:ASN:ND2	2.52	0.42
1:A:261:VAL:HG13	1:A:316:TRP:HH2	1.84	0.42
1:I:402:ILE:HD12	1:I:668:VAL:CG1	2.49	0.42
1:H:273:PRO:CB	1:H:276:TYR:CD2	2.96	0.42
1:C:504:ILE:HG22	1:C:505:PRO:HD2	2.00	0.42
1:A:40:ALA:CB	1:A:290:ASN:OD1	2.63	0.42
1:H:374:GLY:HA2	1:H:376:GLY:H	1.84	0.42
1:I:350:THR:N	1:I:351:PRO:CD	2.82	0.42
1:F:68:ARG:HG3	1:F:165:ALA:CB	2.50	0.42
1:I:540:SER:HA	1:I:541:ASN:HA	1.74	0.42
1:C:446:LEU:CD2	1:C:487:VAL:HG11	2.49	0.42
1:B:77:ILE:O	1:B:81:ILE:HG13	2.19	0.42
1:H:101:ARG:HA	1:H:231:SER:HB3	2.02	0.42
1:D:77:ILE:O	1:D:81:ILE:HG13	2.19	0.42
1:E:163:ILE:HD13	1:E:212:TYR:CE2	2.54	0.42
1:F:190:LEU:O	1:F:190:LEU:HD13	2.18	0.42
1:B:434:LEU:O	1:B:711:THR:HG21	2.19	0.42
1:C:434:LEU:O	1:C:711:THR:HG21	2.19	0.42
1:A:273:PRO:CB	1:A:276:TYR:CD2	2.96	0.42
1:E:265:ILE:HD12	1:E:273:PRO:HG3	2.00	0.42
1:E:291:PHE:CE1	1:E:295:THR:HG21	2.54	0.42
1:B:425:ILE:HD12	1:B:593:LEU:HD22	2.01	0.42
1:A:547:THR:HG23	1:A:550:VAL:HG23	2.02	0.42
1:B:51:SER:HB2	1:B:57:ARG:H	1.85	0.42
1:A:141:ASN:HD21	1:J:418:VAL:HA	1.84	0.42
1:E:374:GLY:HA2	1:E:376:GLY:H	1.84	0.42
1:D:374:GLY:HA2	1:D:376:GLY:H	1.85	0.42
1:G:503:ILE:HG21	1:G:515:TYR:CG	2.54	0.42
1:E:503:ILE:HG21	1:E:515:TYR:CG	2.54	0.42
1:F:503:ILE:HG21	1:F:515:TYR:CG	2.55	0.42
1:D:68:ARG:HG3	1:D:165:ALA:CB	2.50	0.42

*Continued on next page...*

*Continued from previous page...*

Atom-1	Atom-2	Interatomic distance (Å)	Clash overlap (Å)
1:D:446:LEU:CD2	1:D:487:VAL:HG11	2.49	0.42
1:E:721:ASP:HA	1:E:722:GLU:HA	1.56	0.42
1:J:77:ILE:O	1:J:81:ILE:HG13	2.19	0.42
1:A:163:ILE:HD13	1:A:212:TYR:CE2	2.54	0.42
1:C:190:LEU:O	1:C:190:LEU:HD13	2.18	0.42
1:H:82:ILE:N	1:H:82:ILE:HD12	2.35	0.42
1:C:82:ILE:N	1:C:82:ILE:HD12	2.34	0.42
1:B:261:VAL:HG13	1:B:316:TRP:HH2	1.85	0.42
1:I:23:VAL:HG21	1:I:32:PHE:CB	2.36	0.42
1:B:402:ILE:HD12	1:B:668:VAL:CG1	2.49	0.42
1:C:513:LEU:HA	1:C:516:MET:HE2	2.02	0.42
1:H:513:LEU:HD23	1:H:516:MET:HE3	2.02	0.42
1:I:192:PRO:HB2	1:I:364:VAL:HG22	2.02	0.42
1:D:291:PHE:CE1	1:D:295:THR:HG21	2.55	0.42
1:G:291:PHE:CE1	1:G:295:THR:HG21	2.55	0.42
1:B:777:PHE:HA	1:B:780:ILE:HD12	2.02	0.42
1:D:777:PHE:HA	1:D:780:ILE:HD12	2.02	0.42
1:J:374:GLY:HA2	1:J:376:GLY:H	1.85	0.42
1:C:374:GLY:HA2	1:C:376:GLY:H	1.85	0.42
1:A:68:ARG:HG3	1:A:165:ALA:CB	2.50	0.42
1:H:446:LEU:CD2	1:H:487:VAL:HG11	2.50	0.42
1:D:356:ALA:O	1:D:360:VAL:HG23	2.19	0.42
1:J:643:GLY:HA3	1:J:644:GLY:HA2	1.84	0.42
1:F:163:ILE:HD13	1:F:212:TYR:CE2	2.54	0.42
1:I:101:ARG:HA	1:I:231:SER:HB3	2.01	0.42
1:B:163:ILE:HD13	1:B:212:TYR:CE2	2.54	0.42
1:F:82:ILE:HD12	1:F:82:ILE:N	2.35	0.42
1:B:270:VAL:HG22	1:B:321:ASN:HD21	1.81	0.42
1:J:434:LEU:O	1:J:711:THR:HG21	2.19	0.42
1:C:402:ILE:HD12	1:C:668:VAL:CG1	2.50	0.42
1:H:480:PRO:HD2	1:H:567:LEU:HD22	2.02	0.42
1:A:51:SER:HB2	1:A:57:ARG:H	1.84	0.42
1:G:777:PHE:HA	1:G:780:ILE:HD12	2.02	0.42
1:J:493:MET:O	1:J:493:MET:HG3	2.20	0.42
1:C:68:ARG:HG3	1:C:165:ALA:CB	2.50	0.42
1:B:68:ARG:HG3	1:B:165:ALA:CB	2.50	0.42
1:F:622:ARG:O	1:F:626:VAL:HG23	2.20	0.42
1:E:101:ARG:HA	1:E:231:SER:HB3	2.01	0.42
1:H:622:ARG:O	1:H:626:VAL:HG23	2.20	0.42
1:B:622:ARG:O	1:B:626:VAL:HG23	2.20	0.42
1:G:374:GLY:HA2	1:G:376:GLY:H	1.84	0.42

*Continued on next page...*

*Continued from previous page...*

Atom-1	Atom-2	Interatomic distance (Å)	Clash overlap (Å)
1:I:439:GLU:OE2	1:I:489:ASN:ND2	2.52	0.42
1:B:460:GLU:HG2	1:F:775:ASN:ND2	2.35	0.42
1:B:123:GLU:OE2	1:C:229:ARG:NH2	2.52	0.42
1:I:291:PHE:CE1	1:I:295:THR:HG21	2.55	0.42
1:F:291:PHE:CE1	1:F:295:THR:HG21	2.54	0.42
1:B:408:TYR:CB	1:B:425:ILE:CG2	2.98	0.42
1:B:408:TYR:CB	1:B:425:ILE:HG23	2.50	0.42
1:C:503:ILE:HG21	1:C:515:TYR:CG	2.54	0.42
1:B:493:MET:O	1:B:493:MET:HG3	2.20	0.42
1:F:493:MET:HG3	1:F:493:MET:O	2.20	0.42
1:E:540:SER:HA	1:E:541:ASN:HA	1.74	0.42
1:G:540:SER:HA	1:G:541:ASN:HA	1.75	0.42
1:H:439:GLU:OE2	1:H:489:ASN:ND2	2.52	0.42
1:H:356:ALA:O	1:H:360:VAL:HG23	2.19	0.42
1:F:439:GLU:OE2	1:F:489:ASN:ND2	2.53	0.42
1:E:59:TYR:CE2	1:E:591:PRO:HD3	2.55	0.42
1:F:261:VAL:HG13	1:F:316:TRP:HH2	1.84	0.42
1:C:504:ILE:CG1	1:C:510:VAL:HG21	2.43	0.42
1:D:408:TYR:CB	1:D:425:ILE:CG2	2.98	0.42
1:E:374:GLY:CA	1:E:376:GLY:H	2.33	0.42
1:A:503:ILE:HG21	1:A:515:TYR:CG	2.54	0.42
1:F:350:THR:N	1:F:351:PRO:CD	2.82	0.42
1:I:503:ILE:HG21	1:I:515:TYR:CG	2.55	0.42
1:A:540:SER:HA	1:A:541:ASN:HA	1.75	0.42
1:G:622:ARG:O	1:G:626:VAL:HG23	2.20	0.42
1:F:101:ARG:HA	1:F:231:SER:HB3	2.02	0.42
1:C:43:ARG:CG	1:C:365:THR:HG23	2.49	0.42
1:D:638:TYR:CE1	1:D:647:VAL:HG11	2.55	0.42
1:D:108:MET:HA	1:J:114:PRO:HG2	2.02	0.41
1:J:192:PRO:HB2	1:J:364:VAL:HG22	2.02	0.41
1:I:408:TYR:CB	1:I:425:ILE:HG23	2.50	0.41
1:E:777:PHE:HA	1:E:780:ILE:HD12	2.02	0.41
1:B:374:GLY:CA	1:B:376:GLY:H	2.33	0.41
1:C:374:GLY:HA3	1:C:375:LEU:HA	1.74	0.41
1:J:68:ARG:HG3	1:J:165:ALA:CB	2.50	0.41
1:G:91:CYS:HG	1:G:207:PHE:HE2	1.65	0.41
1:G:411:PHE:CE2	1:H:88:THR:HG21	2.55	0.41
1:G:43:ARG:CG	1:G:365:THR:HG23	2.50	0.41
1:J:101:ARG:HA	1:J:231:SER:HB3	2.01	0.41
1:C:163:ILE:HD13	1:C:212:TYR:CE2	2.55	0.41
1:G:402:ILE:HD12	1:G:668:VAL:CG1	2.50	0.41

*Continued on next page...*

*Continued from previous page...*

Atom-1	Atom-2	Interatomic distance (Å)	Clash overlap (Å)
1:E:171:LYS:HB3	1:F:232:ARG:NH2	2.35	0.41
1:E:273:PRO:CB	1:E:276:TYR:CD2	2.98	0.41
1:C:40:ALA:CB	1:C:290:ASN:OD1	2.64	0.41
1:C:192:PRO:HB2	1:C:364:VAL:HG22	2.02	0.41
1:H:192:PRO:HB2	1:H:364:VAL:HG22	2.01	0.41
1:G:418:VAL:HG12	1:H:141:ASN:ND2	2.30	0.41
1:H:291:PHE:CE1	1:H:295:THR:HG21	2.54	0.41
1:A:425:ILE:HD12	1:A:593:LEU:HD22	2.02	0.41
1:H:51:SER:HB2	1:H:57:ARG:H	1.85	0.41
1:A:777:PHE:HA	1:A:780:ILE:HD12	2.02	0.41
1:E:350:THR:N	1:E:351:PRO:CD	2.82	0.41
1:H:77:ILE:O	1:H:81:ILE:HG13	2.19	0.41
1:D:43:ARG:CG	1:D:365:THR:HG23	2.49	0.41
1:A:638:TYR:CE1	1:A:647:VAL:HG11	2.55	0.41
1:C:622:ARG:O	1:C:626:VAL:HG23	2.20	0.41
1:I:82:ILE:HD12	1:I:82:ILE:N	2.35	0.41
1:I:261:VAL:HG13	1:I:316:TRP:HH2	1.85	0.41
1:F:192:PRO:HB2	1:F:364:VAL:HG22	2.02	0.41
1:D:192:PRO:HB2	1:D:364:VAL:HG22	2.02	0.41
1:C:291:PHE:CE1	1:C:295:THR:HG21	2.55	0.41
1:E:408:TYR:CB	1:E:425:ILE:CG2	2.99	0.41
1:C:408:TYR:CB	1:C:425:ILE:CG2	2.98	0.41
1:H:408:TYR:CB	1:H:425:ILE:CG2	2.98	0.41
1:G:425:ILE:HD12	1:G:593:LEU:HD22	2.01	0.41
1:I:374:GLY:HA2	1:I:376:GLY:H	1.85	0.41
1:C:350:THR:N	1:C:351:PRO:CD	2.82	0.41
1:E:493:MET:HG3	1:E:493:MET:O	2.20	0.41
1:G:101:ARG:HA	1:G:231:SER:HB3	2.02	0.41
1:G:59:TYR:CE2	1:G:591:PRO:HD3	2.56	0.41
1:G:579:THR:HB	1:G:580:PRO:HD2	2.02	0.41
1:D:82:ILE:N	1:D:82:ILE:HD12	2.36	0.41
1:E:82:ILE:HD12	1:E:82:ILE:N	2.35	0.41
1:G:403:ASN:O	1:G:403:ASN:OD1	2.38	0.41
1:E:403:ASN:O	1:E:403:ASN:OD1	2.38	0.41
1:F:403:ASN:O	1:F:403:ASN:OD1	2.38	0.41
1:F:402:ILE:HD12	1:F:668:VAL:CG1	2.49	0.41
1:C:171:LYS:O	1:D:232:ARG:NH2	2.51	0.41
1:B:190:LEU:CD2	1:B:290:ASN:ND2	2.83	0.41
1:A:192:PRO:HB2	1:A:364:VAL:HG22	2.02	0.41
1:I:408:TYR:CB	1:I:425:ILE:CG2	2.98	0.41
1:E:425:ILE:O	1:E:596:ARG:HG3	2.21	0.41

*Continued on next page...*

*Continued from previous page...*

Atom-1	Atom-2	Interatomic distance (Å)	Clash overlap (Å)
1:F:408:TYR:CB	1:F:425:ILE:HG23	2.51	0.41
1:D:425:ILE:O	1:D:596:ARG:HG3	2.21	0.41
1:D:350:THR:N	1:D:351:PRO:CD	2.83	0.41
1:A:493:MET:O	1:A:493:MET:HG3	2.20	0.41
1:H:493:MET:HG3	1:H:493:MET:O	2.20	0.41
1:I:420:VAL:HG12	1:I:602:VAL:HG13	2.03	0.41
1:E:420:VAL:HG12	1:E:602:VAL:HG13	2.03	0.41
1:E:622:ARG:O	1:E:626:VAL:HG23	2.20	0.41
1:C:643:GLY:HA3	1:C:644:GLY:HA2	1.84	0.41
1:H:638:TYR:CE1	1:H:647:VAL:HG11	2.55	0.41
1:I:726:ILE:HA	1:I:727:ALA:HA	1.83	0.41
1:H:306:TRP:CE3	1:H:306:TRP:HA	2.56	0.41
1:J:402:ILE:HD12	1:J:668:VAL:CG1	2.49	0.41
1:B:403:ASN:O	1:B:403:ASN:OD1	2.38	0.41
1:E:272:ALA:N	1:E:273:PRO:HD3	2.33	0.41
1:E:146:GLU:CD	1:E:604:LYS:HZ1	2.22	0.41
1:A:291:PHE:CE1	1:A:295:THR:HG21	2.55	0.41
1:B:291:PHE:CE1	1:B:295:THR:HG21	2.55	0.41
1:C:408:TYR:CB	1:C:425:ILE:HG23	2.50	0.41
1:J:51:SER:HB2	1:J:57:ARG:H	1.86	0.41
1:C:480:PRO:HD2	1:C:567:LEU:HD22	2.02	0.41
1:I:777:PHE:HA	1:I:780:ILE:HD12	2.02	0.41
1:G:68:ARG:HG3	1:G:165:ALA:CB	2.50	0.41
1:B:420:VAL:HG12	1:B:602:VAL:HG13	2.03	0.41
1:F:420:VAL:HG12	1:F:602:VAL:HG13	2.03	0.41
1:B:59:TYR:CE2	1:B:591:PRO:HD3	2.55	0.41
1:A:101:ARG:HA	1:A:231:SER:HB3	2.02	0.41
1:B:579:THR:HB	1:B:580:PRO:HD2	2.02	0.41
1:F:579:THR:HB	1:F:580:PRO:HD2	2.02	0.41
1:E:261:VAL:HG13	1:E:316:TRP:HH2	1.84	0.41
1:D:403:ASN:OD1	1:D:403:ASN:O	2.38	0.41
1:H:425:ILE:O	1:H:596:ARG:HG3	2.21	0.41
1:F:425:ILE:HD12	1:F:593:LEU:HD22	2.01	0.41
1:G:408:TYR:CB	1:G:425:ILE:CG2	2.98	0.41
1:H:120:SER:HB3	1:H:222:ASP:HA	2.02	0.41
1:D:374:GLY:CA	1:D:376:GLY:H	2.34	0.41
1:J:350:THR:N	1:J:351:PRO:CD	2.83	0.41
1:I:493:MET:O	1:I:493:MET:HG3	2.20	0.41
1:F:627:SER:HB3	1:F:726:ILE:CD1	2.51	0.41
1:G:374:GLY:CA	1:G:376:GLY:H	2.34	0.41
1:E:627:SER:HB3	1:E:726:ILE:CD1	2.51	0.41

*Continued on next page...*

*Continued from previous page...*

Atom-1	Atom-2	Interatomic distance (Å)	Clash overlap (Å)
1:I:59:TYR:CE2	1:I:591:PRO:HD3	2.56	0.41
1:A:622:ARG:O	1:A:626:VAL:HG23	2.20	0.41
1:D:59:TYR:CE2	1:D:591:PRO:HD3	2.56	0.41
1:D:101:ARG:HA	1:D:231:SER:HB3	2.02	0.41
1:I:622:ARG:O	1:I:626:VAL:HG23	2.20	0.41
1:B:82:ILE:N	1:B:82:ILE:HD12	2.35	0.41
1:J:82:ILE:HD12	1:J:82:ILE:N	2.35	0.41
1:D:272:ALA:N	1:D:273:PRO:HD3	2.34	0.41
1:J:513:LEU:HD23	1:J:516:MET:HE3	2.03	0.41
1:H:40:ALA:CB	1:H:192:PRO:HG3	2.51	0.41
1:H:547:THR:CG2	1:H:550:VAL:HG23	2.51	0.41
1:J:291:PHE:CE1	1:J:295:THR:HG21	2.55	0.41
1:J:408:TYR:CB	1:J:425:ILE:CG2	2.99	0.41
1:H:408:TYR:CB	1:H:425:ILE:HG23	2.50	0.41
1:F:408:TYR:CB	1:F:425:ILE:CG2	2.98	0.41
1:F:425:ILE:O	1:F:596:ARG:HG3	2.21	0.41
1:F:547:THR:HG23	1:F:550:VAL:HG23	2.02	0.41
1:D:547:THR:HG23	1:D:550:VAL:HG23	2.02	0.41
1:C:374:GLY:CA	1:C:376:GLY:H	2.34	0.41
1:G:514:LEU:HD23	1:G:514:LEU:HA	1.91	0.41
1:D:627:SER:HB3	1:D:726:ILE:CD1	2.51	0.41
1:I:627:SER:HB3	1:I:726:ILE:CD1	2.51	0.41
1:I:579:THR:HB	1:I:580:PRO:HD2	2.03	0.41
1:H:59:TYR:CE2	1:H:591:PRO:HD3	2.55	0.41
1:C:579:THR:HB	1:C:580:PRO:HD2	2.02	0.41
1:B:101:ARG:HA	1:B:231:SER:HB3	2.01	0.41
1:J:59:TYR:CE2	1:J:591:PRO:HD3	2.56	0.41
1:B:638:TYR:CE1	1:B:647:VAL:HG11	2.56	0.41
1:J:622:ARG:O	1:J:626:VAL:HG23	2.20	0.41
1:A:579:THR:HB	1:A:580:PRO:HD2	2.02	0.41
1:A:403:ASN:O	1:A:403:ASN:OD1	2.39	0.41
1:H:403:ASN:OD1	1:H:403:ASN:O	2.39	0.41
1:D:504:ILE:CG1	1:D:510:VAL:HG21	2.43	0.41
1:G:480:PRO:HB2	1:G:510:VAL:HG22	2.03	0.41
1:G:547:THR:CG2	1:G:550:VAL:HG23	2.51	0.41
1:H:425:ILE:HD12	1:H:593:LEU:HD22	2.01	0.41
1:D:408:TYR:CB	1:D:425:ILE:HG23	2.50	0.41
1:F:547:THR:CG2	1:F:550:VAL:HG23	2.51	0.41
1:B:547:THR:HG23	1:B:550:VAL:HG23	2.02	0.41
1:C:51:SER:HB2	1:C:57:ARG:H	1.85	0.41
1:E:418:VAL:HA	1:F:141:ASN:HD21	1.84	0.41

*Continued on next page...*



*Continued from previous page...*

Atom-1	Atom-2	Interatomic distance (Å)	Clash overlap (Å)
1:H:514:LEU:HD23	1:H:514:LEU:HA	1.91	0.41
1:E:68:ARG:HG3	1:E:165:ALA:CB	2.50	0.41
1:C:627:SER:HB3	1:C:726:ILE:CD1	2.51	0.41
1:E:638:TYR:CE1	1:E:647:VAL:HG11	2.56	0.41
1:B:721:ASP:HA	1:B:722:GLU:HA	1.56	0.41
1:A:59:TYR:CE2	1:A:591:PRO:HD3	2.56	0.41
1:A:82:ILE:HD12	1:A:82:ILE:N	2.36	0.41
1:C:261:VAL:HG13	1:C:316:TRP:HH2	1.85	0.41
1:A:306:TRP:HA	1:A:306:TRP:CE3	2.56	0.41
1:H:270:VAL:HG22	1:H:321:ASN:HD21	1.81	0.41
1:J:403:ASN:O	1:J:403:ASN:OD1	2.38	0.41
1:D:273:PRO:CB	1:D:276:TYR:CD2	2.96	0.41
1:B:480:PRO:HD2	1:B:567:LEU:HD22	2.03	0.41
1:J:504:ILE:CG1	1:J:510:VAL:HG21	2.43	0.41
1:J:480:PRO:HB2	1:J:510:VAL:HG22	2.03	0.41
1:B:40:ALA:CB	1:B:192:PRO:HG3	2.51	0.41
1:C:146:GLU:CD	1:C:604:LYS:HZ1	2.22	0.41
1:C:596:ARG:HB2	1:C:601:TYR:HE1	1.86	0.41
1:F:596:ARG:HB2	1:F:601:TYR:HE1	1.86	0.41
1:D:596:ARG:HB2	1:D:601:TYR:HE1	1.85	0.41
1:G:408:TYR:CB	1:G:425:ILE:HG23	2.50	0.41
1:J:547:THR:HG23	1:J:550:VAL:HG23	2.02	0.41
1:D:547:THR:CG2	1:D:550:VAL:HG23	2.51	0.41
1:D:51:SER:HB2	1:D:57:ARG:H	1.84	0.41
1:C:777:PHE:HA	1:C:780:ILE:HD12	2.02	0.41
1:F:480:PRO:HD2	1:F:567:LEU:HD22	2.02	0.41
1:J:777:PHE:HA	1:J:780:ILE:HD12	2.02	0.41
1:H:777:PHE:HA	1:H:780:ILE:HD12	2.03	0.41
1:A:374:GLY:CA	1:A:376:GLY:H	2.34	0.41
1:D:493:MET:HG3	1:D:493:MET:O	2.20	0.41
1:J:514:LEU:HA	1:J:514:LEU:HD23	1.91	0.41
1:J:446:LEU:CD2	1:J:487:VAL:HG11	2.50	0.41
1:A:414:PRO:HG3	1:B:93:PHE:HD1	1.86	0.41
1:H:414:PRO:HG3	1:I:93:PHE:HD1	1.86	0.41
1:J:627:SER:HB3	1:J:726:ILE:CD1	2.51	0.41
1:G:464:ARG:HD3	1:G:469:GLU:OE2	2.21	0.41
1:G:82:ILE:N	1:G:82:ILE:HD12	2.35	0.41
1:C:101:ARG:HA	1:C:231:SER:HB3	2.01	0.41
1:F:91:CYS:SG	1:F:245:ILE:HD11	2.61	0.41
1:I:208:SER:OG	1:I:209:GLU:N	2.54	0.41
1:I:638:TYR:CE1	1:I:647:VAL:HG11	2.56	0.41

*Continued on next page...*

*Continued from previous page...*

Atom-1	Atom-2	Interatomic distance (Å)	Clash overlap (Å)
1:A:91:CYS:SG	1:A:245:ILE:HD11	2.61	0.41
1:F:638:TYR:CE1	1:F:647:VAL:HG11	2.56	0.41
1:J:579:THR:HB	1:J:580:PRO:HD2	2.02	0.41
1:G:627:SER:HB3	1:G:726:ILE:CD1	2.51	0.41
1:H:464:ARG:HD3	1:H:469:GLU:OE2	2.21	0.41
1:B:643:GLY:HA3	1:B:644:GLY:HA2	1.84	0.41
1:D:622:ARG:O	1:D:626:VAL:HG23	2.20	0.41
1:D:480:PRO:HB2	1:D:510:VAL:HG22	2.03	0.41
1:G:192:PRO:HB2	1:G:364:VAL:HG22	2.02	0.41
1:G:40:ALA:CB	1:G:192:PRO:HG3	2.51	0.41
1:A:408:TYR:CB	1:A:425:ILE:CG2	2.99	0.41
1:J:547:THR:CG2	1:J:550:VAL:HG23	2.51	0.41
1:B:120:SER:HB3	1:B:222:ASP:HA	2.03	0.41
1:J:374:GLY:CA	1:J:376:GLY:H	2.34	0.41
1:A:514:LEU:HD23	1:A:514:LEU:HA	1.91	0.41
1:B:627:SER:HB3	1:B:726:ILE:CD1	2.51	0.41
1:H:91:CYS:SG	1:H:245:ILE:HD11	2.61	0.41
1:C:403:ASN:OD1	1:C:403:ASN:O	2.38	0.40
1:H:272:ALA:N	1:H:273:PRO:HD3	2.34	0.40
1:H:480:PRO:HB2	1:H:510:VAL:HG22	2.03	0.40
1:E:547:THR:HG23	1:E:550:VAL:HG23	2.02	0.40
1:C:547:THR:HG23	1:C:550:VAL:HG23	2.02	0.40
1:I:425:ILE:O	1:I:596:ARG:HG3	2.21	0.40
1:E:408:TYR:CB	1:E:425:ILE:HG23	2.51	0.40
1:B:596:ARG:HB2	1:B:601:TYR:HE1	1.86	0.40
1:A:547:THR:CG2	1:A:550:VAL:HG23	2.51	0.40
1:F:51:SER:HB2	1:F:57:ARG:H	1.85	0.40
1:A:480:PRO:HD2	1:A:567:LEU:HD22	2.03	0.40
1:I:374:GLY:CA	1:I:376:GLY:H	2.34	0.40
1:I:68:ARG:HG3	1:I:165:ALA:CB	2.50	0.40
1:C:540:SER:HA	1:C:541:ASN:HA	1.75	0.40
1:F:374:GLY:HA2	1:F:376:GLY:H	1.85	0.40
1:E:579:THR:HB	1:E:580:PRO:HD2	2.03	0.40
1:H:627:SER:HB3	1:H:726:ILE:CD1	2.51	0.40
1:B:464:ARG:HD3	1:B:469:GLU:OE2	2.22	0.40
1:J:306:TRP:CE3	1:J:306:TRP:HA	2.56	0.40
1:A:108:MET:HA	1:B:114:PRO:CG	2.50	0.40
1:I:596:ARG:HB2	1:I:601:TYR:HE1	1.87	0.40
1:D:425:ILE:HD12	1:D:593:LEU:HD22	2.02	0.40
1:G:493:MET:HG3	1:G:493:MET:O	2.20	0.40
1:D:514:LEU:HD23	1:D:514:LEU:HA	1.91	0.40

*Continued on next page...*

*Continued from previous page...*

Atom-1	Atom-2	Interatomic distance (Å)	Clash overlap (Å)
1:J:464:ARG:HD3	1:J:469:GLU:OE2	2.21	0.40
1:E:635:ARG:HE	1:E:637:LEU:HD21	1.86	0.40
1:E:464:ARG:HD3	1:E:469:GLU:OE2	2.22	0.40
1:D:579:THR:HB	1:D:580:PRO:HD2	2.02	0.40
1:G:651:ILE:HG23	1:G:746:THR:HG22	2.03	0.40
1:I:618:LYS:HB2	1:I:621:ASP:HB3	2.04	0.40
1:I:635:ARG:HE	1:I:637:LEU:HD21	1.86	0.40
1:B:651:ILE:HG23	1:B:746:THR:HG22	2.04	0.40
1:C:306:TRP:CE3	1:C:306:TRP:HA	2.56	0.40
1:I:403:ASN:O	1:I:403:ASN:OD1	2.38	0.40
1:B:273:PRO:CB	1:B:276:TYR:CD2	2.99	0.40
1:B:192:PRO:HB2	1:B:364:VAL:HG22	2.03	0.40
1:H:547:THR:HG23	1:H:550:VAL:HG23	2.02	0.40
1:A:408:TYR:CB	1:A:425:ILE:HG23	2.51	0.40
1:E:480:PRO:HD2	1:E:567:LEU:HD22	2.03	0.40
1:E:120:SER:HB3	1:E:222:ASP:HA	2.04	0.40
1:E:618:LYS:HB2	1:E:621:ASP:HB3	2.03	0.40
1:F:618:LYS:HB2	1:F:621:ASP:HB3	2.04	0.40
1:A:618:LYS:HB2	1:A:621:ASP:HB3	2.03	0.40
1:F:651:ILE:HG23	1:F:746:THR:HG22	2.03	0.40
1:F:59:TYR:CE2	1:F:591:PRO:HD3	2.56	0.40
1:G:306:TRP:HA	1:G:306:TRP:CE3	2.56	0.40
1:G:272:ALA:N	1:G:273:PRO:HD3	2.34	0.40
1:E:547:THR:CG2	1:E:550:VAL:HG23	2.51	0.40
1:J:425:ILE:O	1:J:596:ARG:HG3	2.21	0.40
1:C:425:ILE:O	1:C:596:ARG:HG3	2.21	0.40
1:B:425:ILE:O	1:B:596:ARG:HG3	2.21	0.40
1:G:596:ARG:HB2	1:G:601:TYR:HE1	1.86	0.40
1:J:641:ARG:NH1	1:J:774:ASP:HA	2.36	0.40
1:H:374:GLY:CA	1:H:376:GLY:H	2.34	0.40
1:A:120:SER:HB3	1:A:222:ASP:HA	2.04	0.40
1:C:638:TYR:CE1	1:C:647:VAL:HG11	2.56	0.40
1:J:638:TYR:CE1	1:J:647:VAL:HG11	2.55	0.40
1:B:306:TRP:CE3	1:B:306:TRP:HA	2.57	0.40
1:B:23:VAL:HG21	1:B:32:PHE:CB	2.36	0.40
1:F:272:ALA:N	1:F:273:PRO:HD3	2.34	0.40
1:B:480:PRO:HB2	1:B:510:VAL:HG22	2.03	0.40
1:I:190:LEU:CD2	1:I:290:ASN:ND2	2.84	0.40
1:E:190:LEU:CD2	1:E:290:ASN:ND2	2.85	0.40
1:A:425:ILE:O	1:A:596:ARG:HG3	2.21	0.40
1:I:547:THR:HG23	1:I:550:VAL:HG23	2.02	0.40

*Continued on next page...*

Continued from previous page...

Atom-1	Atom-2	Interatomic distance (Å)	Clash overlap (Å)
1:C:641:ARG:NH1	1:C:774:ASP:HA	2.37	0.40
1:A:641:ARG:NH1	1:A:774:ASP:HA	2.36	0.40
1:E:461:LEU:HD23	1:E:485:LEU:CD2	2.52	0.40
1:C:493:MET:HG3	1:C:493:MET:O	2.20	0.40
1:D:121:TRP:CE3	1:J:226:PRO:HG3	2.56	0.40
1:A:627:SER:HB3	1:A:726:ILE:CD1	2.51	0.40
1:G:638:TYR:CE1	1:G:647:VAL:HG11	2.56	0.40
1:J:91:CYS:SG	1:J:245:ILE:HD11	2.61	0.40
1:A:651:ILE:HG23	1:A:746:THR:HG22	2.03	0.40
1:J:618:LYS:HB2	1:J:621:ASP:HB3	2.03	0.40
1:H:579:THR:HB	1:H:580:PRO:HD2	2.03	0.40

All (6) symmetry-related close contacts are listed below. The label for Atom-2 includes the symmetry operator and encoded unit-cell translations to be applied.

Atom-1	Atom-2	Interatomic distance (Å)	Clash overlap (Å)
1:D:219:GLU:OE1	1:H:219:GLU:OE2[6_476]	1.30	0.90
1:D:219:GLU:OE1	1:H:219:GLU:CD[6_476]	1.35	0.85
1:D:219:GLU:OE1	1:H:219:GLU:OE1[6_476]	1.40	0.80
1:D:219:GLU:OE2	1:H:219:GLU:OE1[6_476]	1.40	0.80
1:D:219:GLU:CD	1:H:219:GLU:OE1[6_476]	1.43	0.77
1:D:219:GLU:CD	1:H:219:GLU:CD[6_476]	1.93	0.27

## 5.3 Torsion angles ⓘ

### 5.3.1 Protein backbone ⓘ

In the following table, the Percentiles column shows the percent Ramachandran outliers of the chain as a percentile score with respect to all X-ray entries followed by that with respect to entries of similar resolution.

The Analysed column shows the number of residues for which the backbone conformation was analysed, and the total number of residues.

Mol	Chain	Analysed	Favoured	Allowed	Outliers	Percentiles	
1	A	745/792 (94%)	713 (96%)	32 (4%)	0	100	100
1	B	745/792 (94%)	712 (96%)	33 (4%)	0	100	100
1	C	745/792 (94%)	713 (96%)	32 (4%)	0	100	100
1	D	745/792 (94%)	713 (96%)	32 (4%)	0	100	100

Continued on next page...

*Continued from previous page...*

Mol	Chain	Analysed	Favoured	Allowed	Outliers	Percentiles	
1	E	745/792 (94%)	713 (96%)	32 (4%)	0	100	100
1	F	745/792 (94%)	713 (96%)	32 (4%)	0	100	100
1	G	745/792 (94%)	713 (96%)	32 (4%)	0	100	100
1	H	745/792 (94%)	713 (96%)	32 (4%)	0	100	100
1	I	745/792 (94%)	713 (96%)	32 (4%)	0	100	100
1	J	745/792 (94%)	713 (96%)	32 (4%)	0	100	100
All	All	7450/7920 (94%)	7129 (96%)	321 (4%)	0	100	100

There are no Ramachandran outliers to report.

### 5.3.2 Protein sidechains ⓘ

In the following table, the Percentiles column shows the percent sidechain outliers of the chain as a percentile score with respect to all X-ray entries followed by that with respect to entries of similar resolution.

The Analysed column shows the number of residues for which the sidechain conformation was analysed, and the total number of residues.

Mol	Chain	Analysed	Rotameric	Outliers	Percentiles	
1	A	622/663 (94%)	611 (98%)	11 (2%)	66	89
1	B	622/663 (94%)	611 (98%)	11 (2%)	66	89
1	C	622/663 (94%)	611 (98%)	11 (2%)	66	89
1	D	622/663 (94%)	611 (98%)	11 (2%)	66	89
1	E	622/663 (94%)	611 (98%)	11 (2%)	66	89
1	F	622/663 (94%)	611 (98%)	11 (2%)	66	89
1	G	622/663 (94%)	611 (98%)	11 (2%)	66	89
1	H	622/663 (94%)	611 (98%)	11 (2%)	66	89
1	I	622/663 (94%)	611 (98%)	11 (2%)	66	89
1	J	622/663 (94%)	611 (98%)	11 (2%)	66	89
All	All	6220/6630 (94%)	6110 (98%)	110 (2%)	66	89

All (110) residues with a non-rotameric sidechain are listed below:

Mol	Chain	Res	Type
1	A	189	TYR

*Continued on next page...*

*Continued from previous page...*

Mol	Chain	Res	Type
1	A	306	TRP
1	A	372	TYR
1	A	429	ARG
1	A	461	LEU
1	A	483	SER
1	A	672	TYR
1	A	715	LEU
1	A	724	THR
1	A	733	VAL
1	A	774	ASP
1	B	189	TYR
1	B	306	TRP
1	B	372	TYR
1	B	429	ARG
1	B	461	LEU
1	B	483	SER
1	B	672	TYR
1	B	715	LEU
1	B	724	THR
1	B	733	VAL
1	B	774	ASP
1	C	189	TYR
1	C	306	TRP
1	C	372	TYR
1	C	429	ARG
1	C	461	LEU
1	C	483	SER
1	C	672	TYR
1	C	715	LEU
1	C	724	THR
1	C	733	VAL
1	C	774	ASP
1	D	189	TYR
1	D	306	TRP
1	D	372	TYR
1	D	429	ARG
1	D	461	LEU
1	D	483	SER
1	D	672	TYR
1	D	715	LEU
1	D	724	THR
1	D	733	VAL

*Continued on next page...*

*Continued from previous page...*

Mol	Chain	Res	Type
1	D	774	ASP
1	E	189	TYR
1	E	306	TRP
1	E	372	TYR
1	E	429	ARG
1	E	461	LEU
1	E	483	SER
1	E	672	TYR
1	E	715	LEU
1	E	724	THR
1	E	733	VAL
1	E	774	ASP
1	F	189	TYR
1	F	306	TRP
1	F	372	TYR
1	F	429	ARG
1	F	461	LEU
1	F	483	SER
1	F	672	TYR
1	F	715	LEU
1	F	724	THR
1	F	733	VAL
1	F	774	ASP
1	G	189	TYR
1	G	306	TRP
1	G	372	TYR
1	G	429	ARG
1	G	461	LEU
1	G	483	SER
1	G	672	TYR
1	G	715	LEU
1	G	724	THR
1	G	733	VAL
1	G	774	ASP
1	H	189	TYR
1	H	306	TRP
1	H	372	TYR
1	H	429	ARG
1	H	461	LEU
1	H	483	SER
1	H	672	TYR
1	H	715	LEU

*Continued on next page...*

*Continued from previous page...*

Mol	Chain	Res	Type
1	H	724	THR
1	H	733	VAL
1	H	774	ASP
1	I	189	TYR
1	I	306	TRP
1	I	372	TYR
1	I	429	ARG
1	I	461	LEU
1	I	483	SER
1	I	672	TYR
1	I	715	LEU
1	I	724	THR
1	I	733	VAL
1	I	774	ASP
1	J	189	TYR
1	J	306	TRP
1	J	372	TYR
1	J	429	ARG
1	J	461	LEU
1	J	483	SER
1	J	672	TYR
1	J	715	LEU
1	J	724	THR
1	J	733	VAL
1	J	774	ASP

Some sidechains can be flipped to improve hydrogen bonding and reduce clashes. All (73) such sidechains are listed below:

Mol	Chain	Res	Type
1	A	130	ASN
1	A	141	ASN
1	A	148	GLN
1	A	169	HIS
1	A	288	ASN
1	A	549	GLN
1	A	741	GLN
1	B	130	ASN
1	B	141	ASN
1	B	148	GLN
1	B	169	HIS
1	B	249	ASN
1	B	288	ASN

*Continued on next page...*



*Continued from previous page...*

Mol	Chain	Res	Type
1	B	549	GLN
1	B	741	GLN
1	C	130	ASN
1	C	141	ASN
1	C	148	GLN
1	C	169	HIS
1	C	288	ASN
1	C	549	GLN
1	C	741	GLN
1	D	130	ASN
1	D	141	ASN
1	D	148	GLN
1	D	169	HIS
1	D	288	ASN
1	D	741	GLN
1	E	130	ASN
1	E	141	ASN
1	E	148	GLN
1	E	169	HIS
1	E	249	ASN
1	E	288	ASN
1	E	549	GLN
1	E	741	GLN
1	F	130	ASN
1	F	141	ASN
1	F	148	GLN
1	F	169	HIS
1	F	288	ASN
1	F	549	GLN
1	F	729	GLN
1	F	741	GLN
1	F	775	ASN
1	G	130	ASN
1	G	141	ASN
1	G	148	GLN
1	G	169	HIS
1	G	288	ASN
1	G	549	GLN
1	G	741	GLN
1	H	130	ASN
1	H	141	ASN
1	H	148	GLN

*Continued on next page...*

*Continued from previous page...*

Mol	Chain	Res	Type
1	H	169	HIS
1	H	288	ASN
1	H	549	GLN
1	H	741	GLN
1	I	130	ASN
1	I	141	ASN
1	I	148	GLN
1	I	169	HIS
1	I	288	ASN
1	I	549	GLN
1	I	741	GLN
1	J	130	ASN
1	J	141	ASN
1	J	148	GLN
1	J	169	HIS
1	J	288	ASN
1	J	549	GLN
1	J	741	GLN

### 5.3.3 RNA [i](#)

There are no RNA molecules in this entry.

## 5.4 Non-standard residues in protein, DNA, RNA chains [i](#)

There are no non-standard protein/DNA/RNA residues in this entry.

## 5.5 Carbohydrates [i](#)

There are no carbohydrates in this entry.

## 5.6 Ligand geometry [i](#)

There are no ligands in this entry.

## 5.7 Other polymers [i](#)

There are no such residues in this entry.

## 5.8 Polymer linkage issues

There are no chain breaks in this entry.

## 6 Fit of model and data ⓘ

### 6.1 Protein, DNA and RNA chains ⓘ

In the following table, the column labelled ‘#RSRZ> 2’ contains the number (and percentage) of RSRZ outliers, followed by percent RSRZ outliers for the chain as percentile scores relative to all X-ray entries and entries of similar resolution. The OWAB column contains the minimum, median, 95<sup>th</sup> percentile and maximum values of the occupancy-weighted average B-factor per residue. The column labelled ‘Q< 0.9’ lists the number of (and percentage) of residues with an average occupancy less than 0.9.

Mol	Chain	Analysed	<RSRZ>	#RSRZ>2	OWAB(Å <sup>2</sup> )	Q<0.9
1	A	749/792 (94%)	-0.32	10 (1%) 79 66	85, 134, 194, 235	0
1	B	749/792 (94%)	-0.30	11 (1%) 76 62	79, 127, 189, 230	0
1	C	749/792 (94%)	-0.25	15 (2%) 68 53	86, 144, 202, 250	0
1	D	749/792 (94%)	-0.27	10 (1%) 79 66	88, 138, 198, 241	0
1	E	749/792 (94%)	-0.28	12 (1%) 74 60	86, 131, 189, 231	0
1	F	749/792 (94%)	-0.24	15 (2%) 68 53	88, 146, 206, 239	0
1	G	749/792 (94%)	-0.27	16 (2%) 67 52	85, 140, 199, 240	0
1	H	749/792 (94%)	-0.28	8 (1%) 82 70	83, 136, 199, 238	0
1	I	749/792 (94%)	-0.25	9 (1%) 81 68	86, 134, 199, 246	0
1	J	749/792 (94%)	-0.26	14 (1%) 70 55	87, 138, 199, 235	0
All	All	7490/7920 (94%)	-0.27	120 (1%) 74 60	79, 137, 198, 250	0

All (120) RSRZ outliers are listed below:

Mol	Chain	Res	Type	RSRZ
1	C	720	ARG	7.5
1	D	720	ARG	7.2
1	H	720	ARG	6.1
1	F	720	ARG	5.8
1	G	720	ARG	5.7
1	F	222	ASP	5.3
1	A	720	ARG	5.2
1	B	720	ARG	5.2
1	E	720	ARG	5.0
1	G	721	ASP	4.9
1	I	720	ARG	4.7
1	J	720	ARG	4.5
1	D	719	ARG	4.3

*Continued on next page...*

*Continued from previous page...*

Mol	Chain	Res	Type	RSRZ
1	J	222	ASP	4.2
1	C	721	ASP	4.1
1	G	347	SER	4.1
1	F	716	GLY	3.9
1	I	222	ASP	3.9
1	C	716	GLY	3.8
1	E	348	ASP	3.7
1	F	721	ASP	3.7
1	H	721	ASP	3.7
1	G	719	ARG	3.6
1	D	721	ASP	3.6
1	C	222	ASP	3.5
1	G	716	GLY	3.5
1	A	719	ARG	3.5
1	E	716	GLY	3.5
1	E	542	GLY	3.5
1	C	719	ARG	3.4
1	C	347	SER	3.4
1	D	716	GLY	3.3
1	A	721	ASP	3.3
1	F	348	ASP	3.3
1	B	348	ASP	3.3
1	C	348	ASP	3.2
1	A	542	GLY	3.1
1	D	222	ASP	3.1
1	F	25	THR	3.1
1	F	309	ALA	3.1
1	A	25	THR	3.1
1	B	23	VAL	3.0
1	I	23	VAL	3.0
1	A	347	SER	3.0
1	J	25	THR	3.0
1	B	721	ASP	3.0
1	I	348	ASP	3.0
1	J	348	ASP	2.9
1	B	347	SER	2.9
1	B	222	ASP	2.9
1	A	24	ASP	2.9
1	G	348	ASP	2.8
1	G	323	ILE	2.8
1	I	546	LEU	2.8
1	J	719	ARG	2.8

*Continued on next page...*

*Continued from previous page...*

Mol	Chain	Res	Type	RSRZ
1	J	721	ASP	2.8
1	E	721	ASP	2.8
1	F	719	ARG	2.7
1	F	23	VAL	2.7
1	I	719	ARG	2.7
1	J	347	SER	2.7
1	F	28	GLY	2.6
1	F	24	ASP	2.6
1	G	543	ASP	2.6
1	B	542	GLY	2.6
1	F	347	SER	2.6
1	B	716	GLY	2.6
1	C	323	ILE	2.6
1	G	25	THR	2.6
1	D	348	ASP	2.6
1	I	721	ASP	2.5
1	H	25	THR	2.5
1	E	272	ALA	2.5
1	G	309	ALA	2.5
1	E	541	ASN	2.5
1	E	543	ASP	2.5
1	J	716	GLY	2.5
1	I	347	SER	2.5
1	J	24	ASP	2.5
1	D	325	ASP	2.5
1	I	790	LYS	2.5
1	J	384	LEU	2.4
1	F	27	LYS	2.4
1	A	348	ASP	2.4
1	B	24	ASP	2.4
1	E	347	SER	2.4
1	D	717	LEU	2.4
1	D	24	ASP	2.4
1	G	384	LEU	2.3
1	D	323	ILE	2.3
1	G	222	ASP	2.3
1	G	541	ASN	2.3
1	F	310	PHE	2.3
1	G	24	ASP	2.3
1	E	719	ARG	2.3
1	B	375	LEU	2.3
1	A	324	ALA	2.3

*Continued on next page...*

*Continued from previous page...*

Mol	Chain	Res	Type	RSRZ
1	C	25	THR	2.3
1	C	542	GLY	2.2
1	G	27	LYS	2.2
1	C	722	GLU	2.2
1	J	27	LYS	2.2
1	H	347	SER	2.2
1	B	25	THR	2.2
1	C	310	PHE	2.2
1	C	375	LEU	2.1
1	J	385	ASP	2.1
1	H	716	GLY	2.1
1	H	324	ALA	2.1
1	A	716	GLY	2.1
1	C	24	ASP	2.1
1	H	222	ASP	2.1
1	H	323	ILE	2.1
1	J	28	GLY	2.1
1	C	325	ASP	2.0
1	G	722	GLU	2.0
1	E	559	SER	2.0
1	J	323	ILE	2.0
1	E	324	ALA	2.0
1	F	645	ALA	2.0

## 6.2 Non-standard residues in protein, DNA, RNA chains [i](#)

There are no non-standard protein/DNA/RNA residues in this entry.

## 6.3 Carbohydrates [i](#)

There are no carbohydrates in this entry.

## 6.4 Ligands [i](#)

There are no ligands in this entry.

## 6.5 Other polymers [i](#)

There are no such residues in this entry.