



Full wwPDB X-ray Structure Validation Report ⓘ

Feb 1, 2016 – 12:51 AM GMT

PDB ID : 2BYT
Title : THERMUS THERMOPHILUS LEUCYL-TRNA SYNTHETASE COM-
PLEXED WITH A TRNALEU TRANSCRIPT IN THE POST-EDITING
CONFORMATION
Authors : Cusack, S.; Tukalo, M.; Yaremchuk, A.; Fukunaga, R.; Yokoyama, S.
Deposited on : 2005-08-04
Resolution : 3.30 Å(reported)

This is a Full wwPDB X-ray Structure Validation Report for a publicly released PDB entry.
We welcome your comments at validation@mail.wwpdb.org
A user guide is available at
<http://wwpdb.org/validation/2016/XrayValidationReportHelp>
with specific help available everywhere you see the ⓘ symbol.

The following versions of software and data (see [references ⓘ](#)) were used in the production of this report:

MolProbity : 4.02b-467
Mogul : 1.7 (RC4), CSD as536be (2015)
Xtriage (Phenix) : 1.9-1692
EDS : rb-20026688
Percentile statistics : 20151230.v01 (using entries in the PDB archive December 30th 2015)
Refmac : 5.8.0135
CCP4 : 6.5.0
Ideal geometry (proteins) : Engh & Huber (2001)
Ideal geometry (DNA, RNA) : Parkinson et al. (1996)
Validation Pipeline (wwPDB-VP) : trunk26865

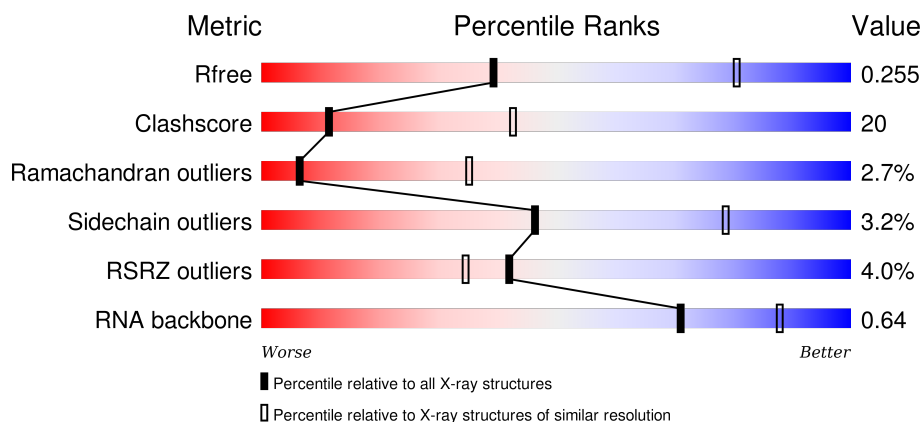
1 Overall quality at a glance

The following experimental techniques were used to determine the structure:

X-RAY DIFFRACTION

The reported resolution of this entry is 3.30 Å.

Percentile scores (ranging between 0-100) for global validation metrics of the entry are shown in the following graphic. The table shows the number of entries on which the scores are based.



Metric	Whole archive (#Entries)	Similar resolution (#Entries, resolution range(Å))
R_{free}	91344	2060 (3.40-3.20)
Clashscore	102246	1058 (3.38-3.22)
Ramachandran outliers	100387	1038 (3.38-3.22)
Sidechain outliers	100360	1037 (3.38-3.22)
RSRZ outliers	91569	2070 (3.40-3.20)
RNA backbone	2183	1005 (3.82-2.78)

The table below summarises the geometric issues observed across the polymeric chains and their fit to the electron density. The red, orange, yellow and green segments on the lower bar indicate the fraction of residues that contain outliers for ≥ 3 , 2, 1 and 0 types of geometric quality criteria. A grey segment represents the fraction of residues that are not modelled. The numeric value for each fraction is indicated below the corresponding segment, with a dot representing fractions $\leq 5\%$. The upper red bar (where present) indicates the fraction of residues that have poor fit to the electron density. The numeric value is given above the bar.

Mol	Chain	Length	Quality of chain
1	A	878	<div> <div>5%</div> <div>59% 37% .</div> </div>
1	D	878	<div> <div>6%</div> <div>58% 39% .</div> </div>
2	B	83	<div> <div>5%</div> <div>42% 39% 11% . 6%</div> </div>
2	E	83	<div> <div>5%</div> <div>46% 39% 8% . 6%</div> </div>

The following table lists non-polymeric compounds, carbohydrate monomers and non-standard residues in protein, DNA, RNA chains that are outliers for geometric or electron-density-fit criteria:

Mol	Type	Chain	Res	Chirality	Geometry	Clashes	Electron density
6	SO4	D	1710	-	-	-	X

2 Entry composition [i](#)

There are 6 unique types of molecules in this entry. The entry contains 17697 atoms, of which 0 are hydrogens and 0 are deuteriums.

In the tables below, the ZeroOcc column contains the number of atoms modelled with zero occupancy, the AltConf column contains the number of residues with at least one atom in alternate conformation and the Trace column contains the number of residues modelled with at most 2 atoms.

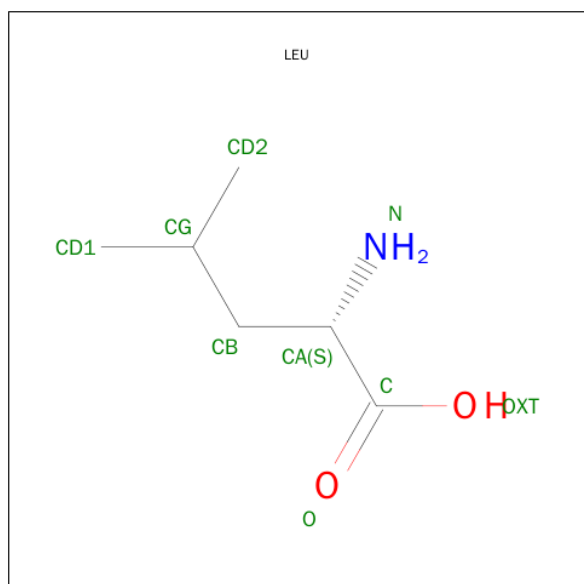
- Molecule 1 is a protein called LEUCYL-TRNA SYNTHETASE.

Mol	Chain	Residues	Atoms					ZeroOcc	AltConf	Trace
1	A	876	Total	C	N	O	S	0	0	0
			7122	4593	1223	1275	31			
1	D	876	Total	C	N	O	S	0	0	0
			7122	4593	1223	1275	31			

- Molecule 2 is a RNA chain called TRNALEU TRANSCRIPT WITH ANTICODON CAG.

Mol	Chain	Residues	Atoms					ZeroOcc	AltConf	Trace
2	B	78	Total	C	N	O	P	0	0	0
			1677	745	309	545	78			
2	E	78	Total	C	N	O	P	0	0	0
			1677	745	309	545	78			

- Molecule 3 is LEUCINE (three-letter code: LEU) (formula: C₆H₁₃NO₂).



Mol	Chain	Residues	Atoms				ZeroOcc	AltConf
3	A	1	Total	C	N	O	0	0
			9	6	1	2		
3	D	1	Total	C	N	O	0	0
			9	6	1	2		

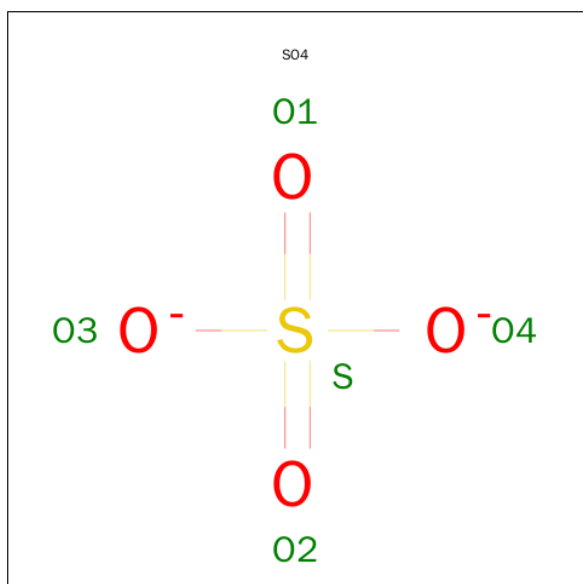
- Molecule 4 is ZINC ION (three-letter code: ZN) (formula: Zn).

Mol	Chain	Residues	Atoms		ZeroOcc	AltConf
4	A	2	Total	Zn	0	0
			2	2		
4	D	2	Total	Zn	0	0
			2	2		

- Molecule 5 is MERCURY (II) ION (three-letter code: HG) (formula: Hg).

Mol	Chain	Residues	Atoms		ZeroOcc	AltConf
5	A	1	Total	Hg	0	0
			1	1		
5	D	1	Total	Hg	0	0
			1	1		

- Molecule 6 is SULFATE ION (three-letter code: SO4) (formula: O₄S).



Mol	Chain	Residues	Atoms			ZeroOcc	AltConf
6	A	1	Total	O	S	0	0
			5	4	1		

Continued on next page...

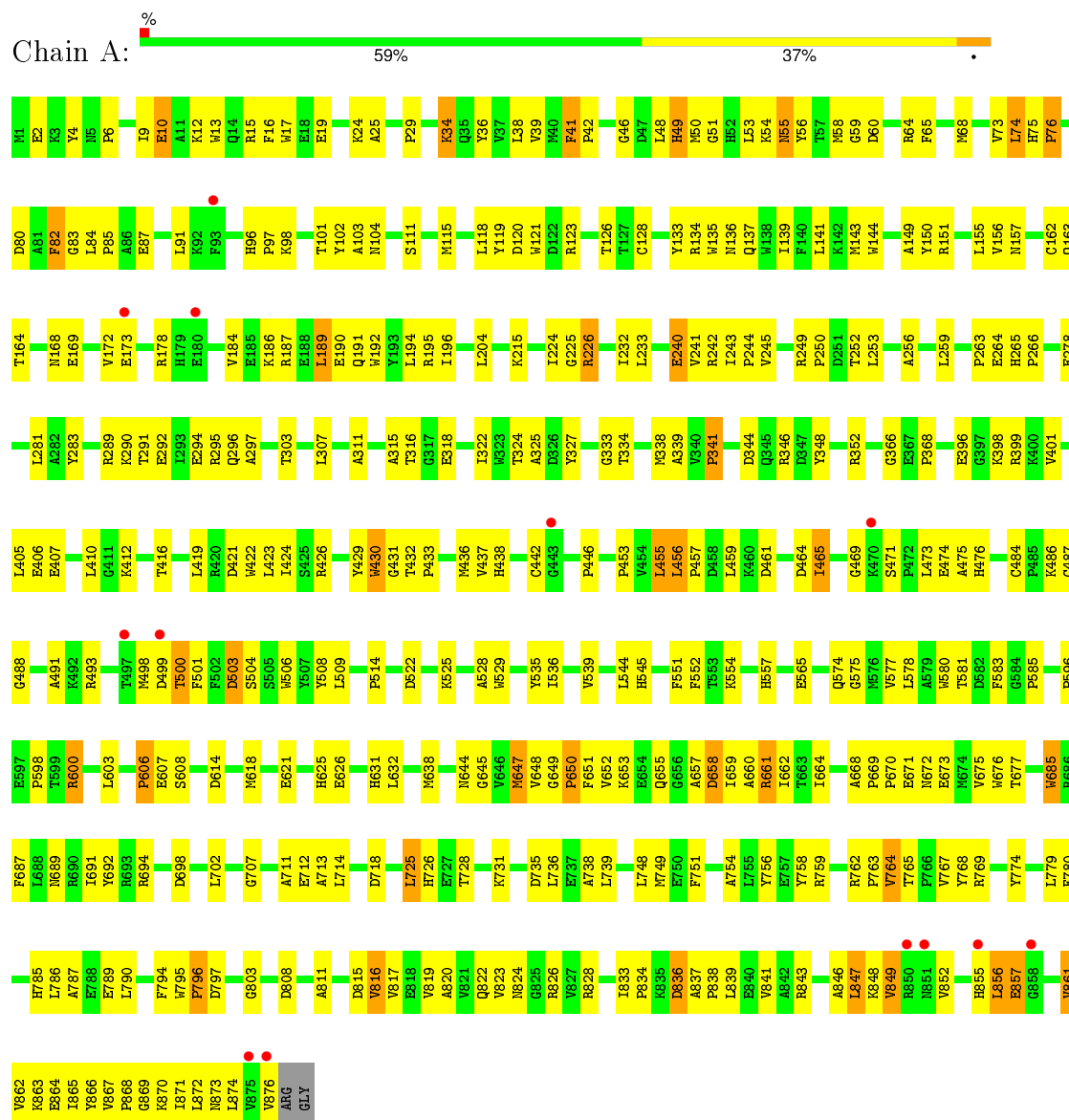
Continued from previous page...

Mol	Chain	Residues	Atoms			ZeroOcc	AltConf
6	A	1	Total	O	S	0	0
			5	4	1		
6	A	1	Total	O	S	0	0
			5	4	1		
6	A	1	Total	O	S	0	0
			5	4	1		
6	A	1	Total	O	S	0	0
			5	4	1		
6	A	1	Total	O	S	0	0
			5	4	1		
6	A	1	Total	O	S	0	0
			5	4	1		
6	A	1	Total	O	S	0	0
			5	4	1		
6	D	1	Total	O	S	0	0
			5	4	1		
6	D	1	Total	O	S	0	0
			5	4	1		
6	D	1	Total	O	S	0	0
			5	4	1		
6	D	1	Total	O	S	0	0
			5	4	1		
6	D	1	Total	O	S	0	0
			5	4	1		

3 Residue-property plots

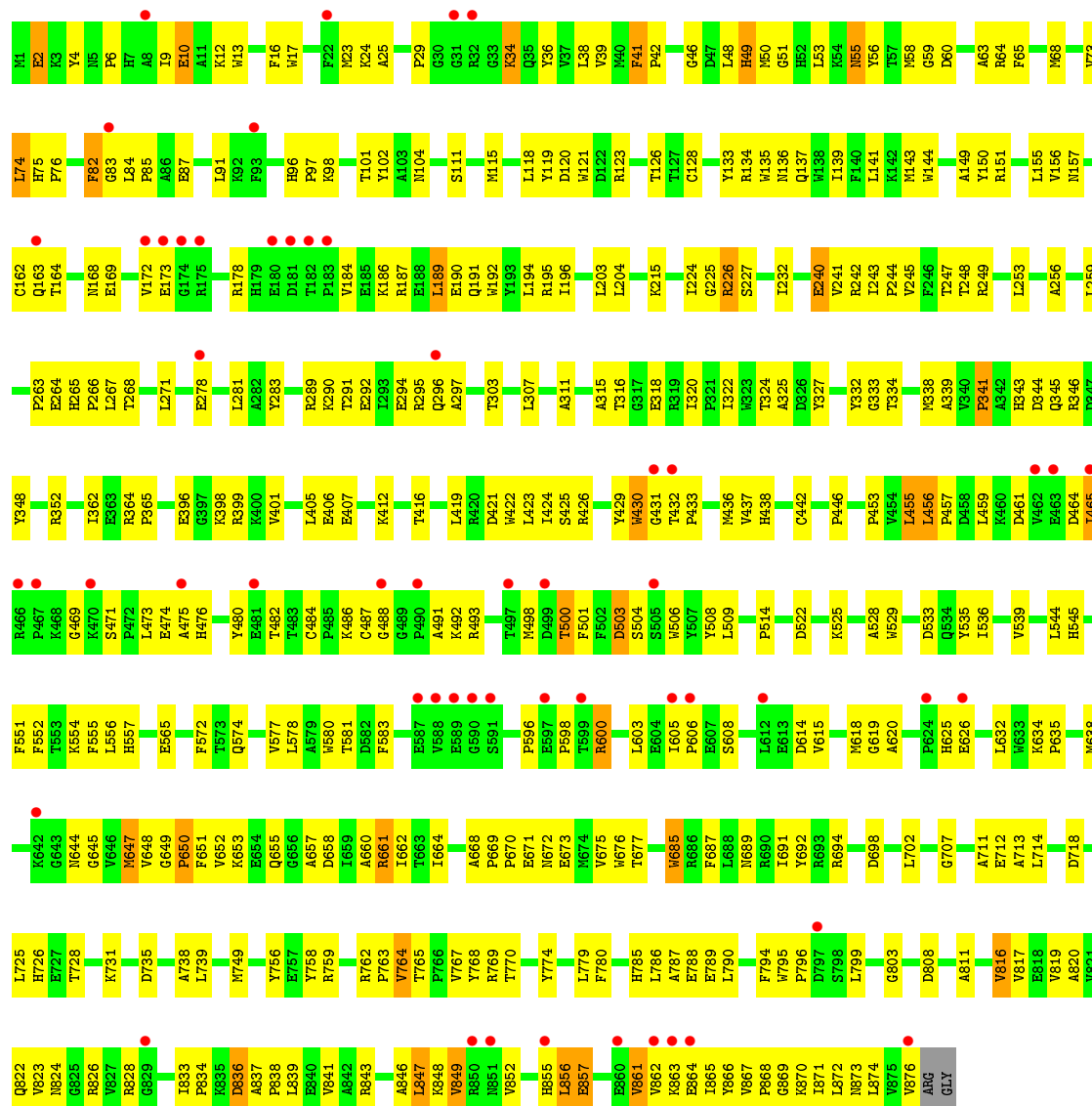
These plots are drawn for all protein, RNA and DNA chains in the entry. The first graphic for a chain summarises the proportions of errors displayed in the second graphic. The second graphic shows the sequence view annotated by issues in geometry and electron density. Residues are color-coded according to the number of geometric quality criteria for which they contain at least one outlier: green = 0, yellow = 1, orange = 2 and red = 3 or more. A red dot above a residue indicates a poor fit to the electron density ($RSRZ > 2$). Stretches of 2 or more consecutive residues without any outlier are shown as a green connector. Residues present in the sample, but not in the model, are shown in grey.

• Molecule 1: LEUCYL-TRNA SYNTHETASE

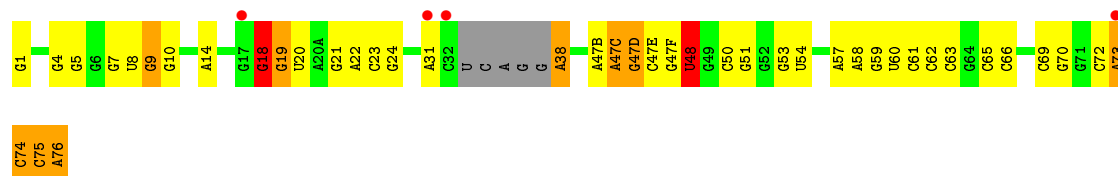


• Molecule 1: LEUCYL-TRNA SYNTHETASE





• Molecule 2: TRNALEU TRANSCRIPT WITH ANTICODON CAG



• Molecule 2: TRNALEU TRANSCRIPT WITH ANTICODON CAG



476

4 Data and refinement statistics

Property	Value	Source
Space group	C 1 2 1	Depositor
Cell constants a, b, c, α , β , γ	203.87Å 125.58Å 172.98Å 90.00° 118.44° 90.00°	Depositor
Resolution (Å)	24.45 – 3.30 24.45 – 3.30	Depositor EDS
% Data completeness (in resolution range)	99.1 (24.45-3.30) 99.3 (24.45-3.30)	Depositor EDS
R_{merge}	0.10	Depositor
R_{sym}	(Not available)	Depositor
$\langle I/\sigma(I) \rangle$ ¹	3.65 (at 3.30Å)	Xtriage
Refinement program	CNS 1.0	Depositor
R, R_{free}	0.243 , 0.282 0.225 , 0.255	Depositor DCC
R_{free} test set	2289 reflections (4.00%)	DCC
Wilson B-factor (Å ²)	83.7	Xtriage
Anisotropy	0.197	Xtriage
Bulk solvent k_{sol} (e/Å ³), B_{sol} (Å ²)	0.28 , 76.4	EDS
Estimated twinning fraction	No twinning to report.	Xtriage
L-test for twinning ²	$\langle L \rangle = 0.46$, $\langle L^2 \rangle = 0.28$	Xtriage
Outliers	1 of 57204 reflections (0.002%)	Xtriage
F_o, F_c correlation	0.92	EDS
Total number of atoms	17697	wwPDB-VP
Average B, all atoms (Å ²)	87.0	wwPDB-VP

Xtriage's analysis on translational NCS is as follows: *The largest off-origin peak in the Patterson function is 3.16% of the height of the origin peak. No significant pseudotranslation is detected.*

¹Intensities estimated from amplitudes.

²Theoretical values of $\langle |L| \rangle$, $\langle L^2 \rangle$ for acentric reflections are 0.5, 0.375 respectively for untwinned datasets, and 0.333, 0.2 for perfectly twinned datasets.

5 Model quality

5.1 Standard geometry

Bond lengths and bond angles in the following residue types are not validated in this section: ZN, SO4, HG

The Z score for a bond length (or angle) is the number of standard deviations the observed value is removed from the expected value. A bond length (or angle) with $|Z| > 5$ is considered an outlier worth inspection. RMSZ is the root-mean-square of all Z scores of the bond lengths (or angles).

Mol	Chain	Bond lengths		Bond angles	
		RMSZ	$\# Z > 5$	RMSZ	$\# Z > 5$
1	A	0.48	0/7327	0.60	0/9945
1	D	0.40	0/7327	0.57	0/9945
2	B	0.64	2/1874 (0.1%)	0.80	3/2917 (0.1%)
2	E	0.58	2/1874 (0.1%)	0.79	2/2917 (0.1%)
All	All	0.48	4/18402 (0.0%)	0.64	5/25724 (0.0%)

Chiral center outliers are detected by calculating the chiral volume of a chiral center and verifying if the center is modelled as a planar moiety or with the opposite hand. A planarity outlier is detected by checking planarity of atoms in a peptide group, atoms in a mainchain group or atoms of a sidechain that are expected to be planar.

Mol	Chain	#Chirality outliers	#Planarity outliers
2	B	1	0
2	E	1	0
All	All	2	0

All (4) bond length outliers are listed below:

Mol	Chain	Res	Type	Atoms	Z	Observed(Å)	Ideal(Å)
2	E	38	A	OP3-P	-7.26	1.52	1.61
2	B	38	A	OP3-P	-7.17	1.52	1.61
2	B	1	G	OP3-P	-7.15	1.52	1.61
2	E	1	G	OP3-P	-7.03	1.52	1.61

All (5) bond angle outliers are listed below:

Mol	Chain	Res	Type	Atoms	Z	Observed(°)	Ideal(°)
2	E	9	G	C2'-C3'-O3'	10.45	132.48	109.50
2	B	9	G	C2'-C3'-O3'	10.35	132.26	109.50
2	B	18	G	C2'-C3'-O3'	5.61	122.67	113.70

Continued on next page...

Continued from previous page...

Mol	Chain	Res	Type	Atoms	Z	Observed(°)	Ideal(°)
2	E	18	G	C2'-C3'-O3'	5.44	122.41	113.70
2	B	48	U	C5'-C4'-C3'	-5.22	107.64	116.00

All (2) chirality outliers are listed below:

Mol	Chain	Res	Type	Atom
2	B	9	G	C3'
2	E	9	G	C3'

There are no planarity outliers.

5.2 Too-close contacts [i](#)

In the following table, the Non-H and H(model) columns list the number of non-hydrogen atoms and hydrogen atoms in the chain respectively. The H(added) column lists the number of hydrogen atoms added and optimized by MolProbity. The Clashes column lists the number of clashes within the asymmetric unit, whereas Symm-Clashes lists symmetry related clashes.

Mol	Chain	Non-H	H(model)	H(added)	Clashes	Symm-Clashes
1	A	7122	0	7031	311	0
1	D	7122	0	7031	316	0
2	B	1677	0	849	34	0
2	E	1677	0	849	40	0
3	A	9	0	10	0	0
3	D	9	0	10	1	0
4	A	2	0	0	0	0
4	D	2	0	0	0	0
5	A	1	0	0	0	0
5	D	1	0	0	0	0
6	A	45	0	0	0	0
6	D	30	0	0	0	0
All	All	17697	0	15780	686	0

The all-atom clashscore is defined as the number of clashes found per 1000 atoms (including hydrogen atoms). The all-atom clashscore for this structure is 20.

All (686) close contacts within the same asymmetric unit are listed below, sorted by their clash magnitude.

Atom-1	Atom-2	Interatomic distance (Å)	Clash overlap (Å)
1:D:826:ARG:HD2	1:D:828:ARG:HH22	1.07	1.16

Continued on next page...

Continued from previous page...

Atom-1	Atom-2	Interatomic distance (Å)	Clash overlap (Å)
1:A:826:ARG:HD2	1:A:828:ARG:HH22	1.09	1.16
1:D:826:ARG:HD2	1:D:828:ARG:NH2	1.68	1.07
1:A:826:ARG:HD2	1:A:828:ARG:NH2	1.69	1.05
1:A:346:ARG:HH22	2:B:76:A:H1'	1.21	1.02
1:A:25:ALA:HB3	1:A:123:ARG:HE	1.34	0.93
1:D:25:ALA:HB3	1:D:123:ARG:HE	1.35	0.92
1:A:694:ARG:HB2	1:A:756:TYR:HE1	1.35	0.90
1:D:694:ARG:HB2	1:D:756:TYR:HE1	1.37	0.90
1:A:38:LEU:HD23	1:A:535:TYR:CE1	2.08	0.88
1:D:852:VAL:HG12	1:D:855:HIS:HB2	1.57	0.87
1:A:852:VAL:HG12	1:A:855:HIS:HB2	1.58	0.86
1:D:38:LEU:HD23	1:D:535:TYR:CE1	2.13	0.84
1:A:839:LEU:H	1:A:839:LEU:HD12	1.45	0.82
1:A:694:ARG:HD2	1:A:756:TYR:CE1	2.14	0.82
1:A:82:PHE:CD2	1:A:128:CYS:HA	2.16	0.80
1:D:839:LEU:H	1:D:839:LEU:HD12	1.48	0.79
1:A:346:ARG:NH2	2:B:76:A:H1'	1.97	0.79
1:A:17:TRP:HB3	1:A:118:LEU:HD21	1.63	0.79
1:D:694:ARG:HD2	1:D:756:TYR:CE1	2.18	0.79
1:D:17:TRP:HB3	1:D:118:LEU:HD21	1.64	0.79
1:A:29:PRO:HG3	1:A:529:TRP:CZ2	2.18	0.78
1:D:82:PHE:CD2	1:D:128:CYS:HA	2.19	0.77
1:D:867:VAL:HB	1:D:871:ILE:HG22	1.65	0.76
1:A:867:VAL:HB	1:A:871:ILE:HG22	1.68	0.76
1:D:687:PHE:O	1:D:691:ILE:HG13	1.86	0.76
1:D:316:THR:OG1	1:D:318:GLU:HG2	1.85	0.76
1:A:687:PHE:O	1:A:691:ILE:HG13	1.86	0.75
1:D:247:THR:HA	2:E:76:A:O3'	1.87	0.75
1:D:39:VAL:HG12	1:D:536:ILE:HB	1.68	0.75
1:D:346:ARG:HD2	2:E:74:C:O2'	1.87	0.75
1:A:316:THR:OG1	1:A:318:GLU:HG2	1.88	0.74
1:D:29:PRO:HG3	1:D:529:TRP:CZ2	2.23	0.74
1:A:649:GLY:O	1:A:653:LYS:HG2	1.87	0.74
1:A:822:GLN:O	1:A:873:ASN:HA	1.88	0.74
1:D:822:GLN:O	1:D:873:ASN:HA	1.88	0.73
1:A:838:PRO:HD2	1:A:841:VAL:HG21	1.70	0.73
1:A:34:LYS:HD2	1:A:34:LYS:C	2.10	0.72
1:A:442:CYS:HB3	1:A:486:LYS:HD3	1.70	0.72
1:D:649:GLY:O	1:D:653:LYS:HG2	1.89	0.72
1:D:34:LYS:HD2	1:D:34:LYS:C	2.09	0.72
1:D:332:TYR:CZ	2:E:75:C:O2'	2.40	0.72

Continued on next page...

Continued from previous page...

Atom-1	Atom-2	Interatomic distance (Å)	Clash overlap (Å)
2:B:47(C):A:H5'	2:B:47(D):G:OP2	1.89	0.71
1:D:442:CYS:HB3	1:D:486:LYS:HD3	1.70	0.71
1:D:658:ASP:OD2	1:D:785:HIS:HB2	1.91	0.71
1:D:83:GLY:HA3	1:D:500:THR:HB	1.72	0.71
1:D:647:MET:HB3	1:D:650:PRO:HD2	1.72	0.71
1:A:189:LEU:HD22	1:A:191:GLN:NE2	2.06	0.70
1:A:83:GLY:HA3	1:A:500:THR:HB	1.73	0.70
1:D:96:HIS:ND1	1:D:97:PRO:HD2	2.06	0.70
1:D:826:ARG:HB2	1:D:828:ARG:CZ	2.20	0.70
2:B:47(D):G:O2'	2:B:47(E):C:H5'	1.91	0.69
2:E:74:C:HO2'	2:E:75:C:P	2.16	0.69
1:A:866:TYR:HD1	1:A:872:LEU:HD13	1.57	0.69
1:D:535:TYR:HH	1:D:545:HIS:HE2	1.41	0.69
1:A:39:VAL:HG12	1:A:536:ILE:HB	1.74	0.69
1:A:38:LEU:HD23	1:A:535:TYR:CD1	2.27	0.68
2:B:47(C):A:N3	2:E:66:C:H1'	2.07	0.68
1:D:685:TRP:HE3	1:D:689:ASN:ND2	1.91	0.68
1:A:96:HIS:ND1	1:A:97:PRO:HD2	2.09	0.68
1:A:685:TRP:HE3	1:A:689:ASN:ND2	1.92	0.68
1:A:826:ARG:HB2	1:A:828:ARG:CZ	2.24	0.68
1:A:856:LEU:O	1:A:857:GLU:HG2	1.93	0.67
1:D:455:LEU:HD12	1:D:455:LEU:H	1.59	0.67
1:D:620:ALA:HB2	1:D:634:LYS:HB2	1.75	0.67
1:A:694:ARG:HB2	1:A:756:TYR:CE1	2.26	0.67
1:A:647:MET:HB3	1:A:650:PRO:HD2	1.74	0.67
1:D:856:LEU:O	1:D:857:GLU:HG2	1.93	0.67
1:A:658:ASP:OD2	1:A:785:HIS:HB2	1.94	0.67
1:D:189:LEU:HD22	1:D:191:GLN:NE2	2.08	0.67
1:A:455:LEU:H	1:A:455:LEU:HD12	1.58	0.67
1:D:580:TRP:CZ3	1:D:635:PRO:HD3	2.29	0.66
1:A:136:ASN:OD1	1:A:503:ASP:HB3	1.95	0.66
1:A:346:ARG:HD2	2:B:74:C:O2'	1.96	0.66
2:E:7:G:H3'	2:E:8:U:H5'	1.76	0.66
1:A:46:GLY:N	1:A:104:ASN:HD21	1.94	0.66
1:D:866:TYR:HD1	1:D:872:LEU:HD13	1.60	0.66
1:D:694:ARG:HB2	1:D:756:TYR:CE1	2.27	0.66
1:D:46:GLY:N	1:D:104:ASN:HD21	1.94	0.65
1:D:581:THR:OG1	1:D:644:ASN:ND2	2.28	0.65
1:A:38:LEU:HD23	1:A:535:TYR:HE1	1.57	0.65
2:B:60:U:H5'	2:B:61:C:H5	1.60	0.64
1:D:855:HIS:C	1:D:857:GLU:H	2.01	0.64

Continued on next page...

Continued from previous page...

Atom-1	Atom-2	Interatomic distance (Å)	Clash overlap (Å)
1:D:833:ILE:HD13	1:D:837:ALA:HB3	1.78	0.64
1:D:843:ARG:O	1:D:847:LEU:HG	1.97	0.64
1:A:583:PHE:CD1	1:A:603:LEU:HD23	2.33	0.64
1:D:136:ASN:OD1	1:D:503:ASP:HB3	1.98	0.64
1:A:833:ILE:HD13	1:A:837:ALA:HB3	1.80	0.64
1:A:855:HIS:C	1:A:857:GLU:H	2.00	0.64
1:A:34:LYS:O	1:A:34:LYS:HD2	1.96	0.64
1:A:668:ALA:HB1	1:A:669:PRO:CD	2.28	0.64
1:D:838:PRO:HD2	1:D:841:VAL:HG21	1.79	0.64
1:D:38:LEU:HD23	1:D:535:TYR:HE1	1.61	0.63
1:D:38:LEU:HD23	1:D:535:TYR:CD1	2.33	0.63
1:A:685:TRP:CE3	1:A:689:ASN:ND2	2.66	0.63
1:D:864:GLU:OE2	1:D:874:LEU:HD22	1.99	0.63
1:A:48:LEU:HD12	1:A:111:SER:HB2	1.81	0.63
1:D:726:HIS:HD2	1:D:808:ASP:H	1.47	0.63
1:A:843:ARG:O	1:A:847:LEU:HG	1.98	0.63
2:B:7:G:H3'	2:B:8:U:H5'	1.79	0.63
1:A:406:GLU:HG3	1:A:412:LYS:HA	1.80	0.63
1:A:41:PHE:HD1	1:A:41:PHE:O	1.82	0.62
1:A:133:TYR:HB2	1:A:432:THR:HG23	1.80	0.62
1:D:133:TYR:HB2	1:D:432:THR:HG23	1.82	0.62
2:E:60:U:H5'	2:E:61:C:H5	1.64	0.62
1:D:668:ALA:HB1	1:D:669:PRO:CD	2.29	0.62
1:D:406:GLU:HG3	1:D:412:LYS:HA	1.81	0.62
1:A:726:HIS:HD2	1:A:808:ASP:H	1.48	0.61
1:A:864:GLU:OE2	1:A:874:LEU:HD22	2.00	0.61
1:A:694:ARG:HD2	1:A:756:TYR:CD1	2.34	0.61
1:A:456:LEU:HD23	1:A:457:PRO:HD2	1.82	0.61
1:D:311:ALA:HB2	1:D:322:ILE:HD11	1.83	0.61
1:D:685:TRP:CE3	1:D:689:ASN:ND2	2.65	0.61
1:D:826:ARG:HD2	1:D:828:ARG:CZ	2.29	0.61
1:D:34:LYS:HD2	1:D:34:LYS:O	1.99	0.61
1:A:291:THR:O	1:A:295:ARG:HG3	2.01	0.61
1:D:29:PRO:HD2	1:D:528:ALA:HB1	1.83	0.61
1:D:583:PHE:CD1	1:D:603:LEU:HD23	2.35	0.61
1:D:332:TYR:CD1	2:E:75:C:H1'	2.36	0.60
1:D:291:THR:O	1:D:295:ARG:HG3	2.01	0.60
1:D:46:GLY:H	1:D:104:ASN:HD21	1.48	0.60
1:D:456:LEU:HD23	1:D:457:PRO:HD2	1.83	0.60
1:A:574:GLN:HE21	1:A:574:GLN:HA	1.66	0.60
1:A:577:VAL:O	1:A:578:LEU:HD12	2.01	0.60

Continued on next page...

Continued from previous page...

Atom-1	Atom-2	Interatomic distance (Å)	Clash overlap (Å)
1:A:855:HIS:O	1:A:857:GLU:N	2.35	0.60
1:A:664:ILE:HG13	1:A:676:TRP:HZ3	1.66	0.60
1:D:580:TRP:CZ3	1:D:634:LYS:HA	2.37	0.60
1:D:189:LEU:HD22	1:D:191:GLN:HE21	1.66	0.60
1:D:442:CYS:SG	1:D:486:LYS:HD3	2.42	0.60
1:A:826:ARG:HD2	1:A:828:ARG:CZ	2.29	0.59
1:A:442:CYS:SG	1:A:486:LYS:HD3	2.42	0.59
1:D:48:LEU:HD12	1:D:111:SER:HB2	1.83	0.59
1:D:694:ARG:HD2	1:D:756:TYR:CD1	2.37	0.59
1:A:442:CYS:CB	1:A:486:LYS:HD3	2.33	0.59
1:A:189:LEU:HD22	1:A:191:GLN:HE21	1.65	0.59
2:B:60:U:H5'	2:B:61:C:C5	2.37	0.59
1:D:664:ILE:HG13	1:D:676:TRP:HZ3	1.68	0.59
1:D:41:PHE:O	1:D:41:PHE:HD1	1.86	0.59
1:D:855:HIS:O	1:D:857:GLU:N	2.36	0.59
1:D:638:MET:HG3	1:D:645:GLY:HA2	1.84	0.59
1:A:46:GLY:H	1:A:104:ASN:HD21	1.50	0.58
1:A:673:GLU:O	1:A:673:GLU:HG3	2.03	0.58
1:A:675:VAL:O	1:A:677:THR:HG23	2.03	0.58
1:D:442:CYS:CB	1:D:486:LYS:HD3	2.33	0.58
1:D:574:GLN:HE21	1:D:574:GLN:HA	1.68	0.58
1:A:172:VAL:HG12	1:A:173:GLU:HG3	1.83	0.58
1:D:204:LEU:HD12	1:D:204:LEU:O	2.01	0.58
2:E:14:A:H1'	2:E:22:A:C5	2.38	0.58
1:D:580:TRP:CH2	1:D:635:PRO:HD3	2.39	0.58
2:E:72:C:H3'	2:E:73:A:H5''	1.84	0.58
1:D:195:ARG:HA	1:D:421:ASP:OD1	2.04	0.58
2:B:53:G:O2'	2:B:54:U:H5'	2.03	0.58
1:A:786:LEU:HD12	1:A:786:LEU:O	2.02	0.58
1:D:194:LEU:HB2	1:D:422:TRP:HB3	1.84	0.58
1:A:29:PRO:HD2	1:A:528:ALA:HB1	1.86	0.57
1:D:620:ALA:CB	1:D:634:LYS:HB2	2.34	0.57
2:E:53:G:O2'	2:E:54:U:H5'	2.04	0.57
2:B:72:C:H3'	2:B:73:A:H5''	1.84	0.57
1:A:423:LEU:HD23	1:A:423:LEU:C	2.25	0.57
1:A:838:PRO:HD2	1:A:841:VAL:CG2	2.35	0.57
1:A:10:GLU:HG2	1:A:785:HIS:CG	2.40	0.57
1:A:557:HIS:ND1	1:A:565:GLU:HG2	2.19	0.57
1:A:195:ARG:HA	1:A:421:ASP:OD1	2.04	0.57
1:D:786:LEU:O	1:D:786:LEU:HD12	2.05	0.57
1:D:172:VAL:HG12	1:D:173:GLU:HG3	1.85	0.57

Continued on next page...

Continued from previous page...

Atom-1	Atom-2	Interatomic distance (Å)	Clash overlap (Å)
1:A:638:MET:HG3	1:A:645:GLY:HA2	1.86	0.57
1:A:50:MET:HE1	1:A:648:VAL:HG22	1.86	0.57
1:D:55:ASN:ND2	1:D:574:GLN:HG3	2.19	0.57
1:D:50:MET:HE1	1:D:648:VAL:HG22	1.87	0.57
1:D:137:GLN:NE2	1:D:433:PRO:O	2.37	0.56
2:B:60:U:C5'	2:B:61:C:H5	2.18	0.56
1:D:215:LYS:HE2	1:D:539:VAL:HG11	1.87	0.56
1:A:324:THR:O	1:A:324:THR:HG23	2.06	0.56
1:D:557:HIS:ND1	1:D:565:GLU:HG2	2.21	0.56
1:A:58:MET:HE1	1:A:670:PRO:HB3	1.88	0.56
1:D:87:GLU:O	1:D:91:LEU:HD13	2.05	0.56
1:D:248:THR:HG23	2:E:76:A:H5'	1.87	0.55
2:E:65:C:O2'	2:E:66:C:H5'	2.06	0.55
2:E:7:G:H3'	2:E:8:U:C5'	2.36	0.55
2:E:60:U:H5'	2:E:61:C:C5	2.41	0.55
1:D:10:GLU:HG2	1:D:785:HIS:CG	2.41	0.55
1:D:134:ARG:HG3	1:D:135:TRP:N	2.21	0.55
2:E:47(E):C:H2'	2:E:47(F):G:O4'	2.07	0.55
1:D:600:ARG:HD2	1:D:608:SER:OG	2.06	0.55
1:D:58:MET:HE1	1:D:670:PRO:HB3	1.88	0.55
2:B:65:C:O2'	2:B:66:C:H5'	2.07	0.55
1:A:55:ASN:ND2	1:A:574:GLN:HG3	2.21	0.55
1:A:194:LEU:HB2	1:A:422:TRP:HB3	1.89	0.55
1:A:426:ARG:HG2	1:A:426:ARG:HH11	1.71	0.54
2:E:60:U:C5'	2:E:61:C:H5	2.19	0.54
1:D:324:THR:O	1:D:324:THR:HG23	2.06	0.54
2:B:14:A:H1'	2:B:22:A:C5	2.43	0.54
1:D:763:PRO:O	1:D:765:THR:HG23	2.08	0.54
1:D:4:TYR:CZ	1:D:6:PRO:HG3	2.43	0.54
1:D:648:VAL:O	1:D:652:VAL:HG23	2.07	0.54
1:A:49:HIS:N	1:A:49:HIS:CD2	2.76	0.54
1:D:765:THR:OG1	1:D:767:VAL:HG12	2.07	0.54
1:D:346:ARG:NH1	2:E:75:C:OP1	2.41	0.54
1:A:137:GLN:NE2	1:A:433:PRO:O	2.35	0.54
1:A:82:PHE:CE2	1:A:128:CYS:HA	2.43	0.54
2:B:47(D):G:C2'	2:B:47(E):C:H5'	2.38	0.53
1:A:204:LEU:HD12	1:A:204:LEU:O	2.09	0.53
1:D:675:VAL:O	1:D:677:THR:HG23	2.08	0.53
1:A:134:ARG:HG3	1:A:135:TRP:N	2.22	0.53
1:A:817:VAL:CG1	1:A:870:LYS:HE2	2.39	0.53
1:A:648:VAL:O	1:A:652:VAL:HG23	2.09	0.53

Continued on next page...

Continued from previous page...

Atom-1	Atom-2	Interatomic distance (Å)	Clash overlap (Å)
1:D:9:ILE:O	1:D:12:LYS:HB3	2.08	0.53
1:D:846:ALA:O	1:D:849:VAL:HG13	2.09	0.53
1:A:4:TYR:HB3	1:A:689:ASN:OD1	2.09	0.53
2:B:7:G:H3'	2:B:8:U:C5'	2.39	0.53
2:B:18:G:H8	2:B:18:G:H5'	1.74	0.53
1:D:163:GLN:NE2	1:D:469:GLY:HA2	2.23	0.53
1:D:471:SER:O	1:D:474:GLU:HB2	2.09	0.53
1:A:4:TYR:CZ	1:A:6:PRO:HG3	2.44	0.53
1:A:195:ARG:HH11	1:A:195:ARG:HG3	1.74	0.53
1:A:657:ALA:O	1:A:660:ALA:N	2.41	0.53
1:D:574:GLN:HE22	1:D:670:PRO:HB2	1.73	0.53
1:A:459:LEU:HD21	1:A:476:HIS:NE2	2.24	0.53
1:A:759:ARG:NH1	1:A:764:VAL:HG23	2.24	0.53
2:E:65:C:H2'	2:E:66:C:H6	1.74	0.52
1:D:68:MET:O	1:D:803:GLY:HA2	2.09	0.52
1:A:196:ILE:HG13	1:A:551:PHE:CG	2.43	0.52
1:D:657:ALA:O	1:D:660:ALA:N	2.42	0.52
1:A:536:ILE:HD12	1:A:536:ILE:N	2.24	0.52
1:A:763:PRO:O	1:A:765:THR:HG23	2.08	0.52
1:A:765:THR:OG1	1:A:767:VAL:HG12	2.09	0.52
1:A:311:ALA:HB2	1:A:322:ILE:HD11	1.90	0.52
1:A:82:PHE:CE1	1:A:431:GLY:N	2.78	0.52
1:A:50:MET:CE	1:A:648:VAL:HG22	2.40	0.52
1:D:215:LYS:CE	1:D:539:VAL:HG11	2.40	0.52
1:A:194:LEU:HD12	1:A:424:ILE:HG21	1.92	0.52
1:A:794:PHE:HB2	1:A:795:TRP:CE3	2.45	0.52
1:D:50:MET:CE	1:D:648:VAL:HG22	2.40	0.52
1:A:163:GLN:NE2	1:A:469:GLY:HA2	2.25	0.52
1:A:614:ASP:O	1:A:618:MET:HG2	2.10	0.52
1:A:68:MET:O	1:A:803:GLY:HA2	2.09	0.52
1:D:169:GLU:HB3	1:D:544:LEU:HD23	1.92	0.52
1:D:263:PRO:HD3	1:D:325:ALA:O	2.09	0.52
1:A:846:ALA:O	1:A:849:VAL:HG13	2.09	0.52
1:D:194:LEU:HD12	1:D:424:ILE:HG21	1.91	0.52
1:A:187:ARG:HH11	1:A:187:ARG:HG3	1.74	0.52
1:A:855:HIS:C	1:A:857:GLU:N	2.62	0.52
1:D:346:ARG:HH22	2:E:76:A:H1'	1.74	0.52
1:A:291:THR:OG1	1:A:294:GLU:HG3	2.10	0.52
1:D:240:GLU:CD	1:D:240:GLU:H	2.14	0.52
1:D:817:VAL:CG1	1:D:870:LYS:HE2	2.40	0.52
1:D:291:THR:OG1	1:D:294:GLU:HG3	2.10	0.52

Continued on next page...

Continued from previous page...

Atom-1	Atom-2	Interatomic distance (Å)	Clash overlap (Å)
1:A:215:LYS:HE2	1:A:539:VAL:HG11	1.92	0.52
1:A:820:ALA:HB3	1:A:871:ILE:HD12	1.90	0.51
1:A:484:CYS:SG	1:A:486:LYS:HB3	2.50	0.51
1:D:136:ASN:ND2	1:D:506:TRP:HE1	2.08	0.51
1:A:38:LEU:CD2	1:A:535:TYR:HE1	2.23	0.51
1:D:580:TRP:CE2	1:D:635:PRO:HG3	2.46	0.51
1:A:436:MET:SD	1:A:446:PRO:HA	2.50	0.51
1:A:471:SER:O	1:A:474:GLU:HB2	2.11	0.51
1:D:187:ARG:HH11	1:D:187:ARG:HG3	1.76	0.51
1:D:855:HIS:C	1:D:857:GLU:N	2.63	0.51
1:D:658:ASP:OD1	1:D:785:HIS:ND1	2.41	0.51
1:A:712:GLU:C	1:A:714:LEU:H	2.13	0.51
1:D:423:LEU:HD23	1:D:423:LEU:C	2.30	0.51
1:D:536:ILE:HD12	1:D:536:ILE:N	2.25	0.51
1:A:577:VAL:C	1:A:578:LEU:HD12	2.31	0.51
1:D:196:ILE:HG13	1:D:551:PHE:CG	2.45	0.51
1:A:240:GLU:H	1:A:240:GLU:CD	2.13	0.51
1:D:484:CYS:SG	1:D:486:LYS:HB3	2.51	0.51
1:D:4:TYR:HB3	1:D:689:ASN:OD1	2.11	0.51
1:A:726:HIS:CD2	1:A:808:ASP:H	2.28	0.51
1:D:725:LEU:HD21	1:D:774:TYR:CD2	2.46	0.51
1:A:751:PHE:O	1:A:754:ALA:HB3	2.11	0.51
1:D:673:GLU:O	1:D:673:GLU:HG3	2.11	0.51
1:D:726:HIS:CD2	1:D:808:ASP:H	2.29	0.51
1:A:574:GLN:HE22	1:A:670:PRO:HB2	1.75	0.51
1:D:65:PHE:O	1:D:68:MET:HB2	2.11	0.51
2:B:48:U:H2'	2:B:59:G:H4'	1.93	0.51
1:D:536:ILE:HD12	1:D:536:ILE:H	1.76	0.51
1:A:536:ILE:H	1:A:536:ILE:HD12	1.75	0.50
1:A:554:LYS:O	1:A:557:HIS:HB3	2.11	0.50
1:A:459:LEU:HD21	1:A:476:HIS:CD2	2.46	0.50
1:A:823:VAL:HG22	1:A:874:LEU:HB2	1.94	0.50
1:D:581:THR:HB	1:D:583:PHE:HE2	1.76	0.50
1:A:294:GLU:O	1:A:297:ALA:HB3	2.11	0.50
1:D:712:GLU:C	1:D:714:LEU:H	2.13	0.50
1:D:577:VAL:O	1:D:578:LEU:HD12	2.12	0.50
1:D:82:PHE:CE2	1:D:128:CYS:HA	2.45	0.50
1:A:816:VAL:HA	1:A:834:PRO:HA	1.92	0.50
1:A:457:PRO:HG2	1:A:473:LEU:HD22	1.94	0.50
1:D:578:LEU:O	1:D:676:TRP:N	2.45	0.50
1:D:794:PHE:HB2	1:D:795:TRP:CE3	2.46	0.50

Continued on next page...

Continued from previous page...

Atom-1	Atom-2	Interatomic distance (Å)	Clash overlap (Å)
1:D:157:ASN:HB3	1:D:184:VAL:HG11	1.93	0.50
2:B:74:C:O2'	2:B:75:C:OP1	2.28	0.50
1:A:689:ASN:O	1:A:692:TYR:N	2.45	0.50
1:D:457:PRO:HG2	1:D:473:LEU:HD22	1.93	0.50
2:B:18:G:C8	2:B:18:G:H5'	2.47	0.50
1:D:53:LEU:CD1	1:D:115:MET:HG3	2.42	0.50
1:A:74:LEU:C	1:A:74:LEU:HD12	2.32	0.50
1:A:58:MET:O	1:A:59:GLY:C	2.50	0.50
1:A:651:PHE:CE1	1:A:655:GLN:HG3	2.47	0.50
1:A:600:ARG:HD2	1:A:608:SER:OG	2.12	0.50
1:D:9:ILE:HG21	1:D:789:GLU:CD	2.33	0.49
1:D:256:ALA:HA	1:D:339:ALA:O	2.12	0.49
2:B:4:G:O2'	2:B:5:G:H5'	2.12	0.49
1:D:46:GLY:H	1:D:104:ASN:ND2	2.09	0.49
1:D:816:VAL:HA	1:D:834:PRO:HA	1.92	0.49
1:D:9:ILE:HD13	1:D:789:GLU:HG2	1.93	0.49
1:A:711:ALA:HB3	1:A:712:GLU:OE1	2.12	0.49
2:E:4:G:O2'	2:E:5:G:H5'	2.12	0.49
2:E:18:G:H5'	2:E:18:G:H8	1.77	0.49
1:A:725:LEU:HD21	1:A:774:TYR:CD2	2.48	0.49
1:A:87:GLU:O	1:A:91:LEU:HD13	2.12	0.49
1:A:833:ILE:HD12	1:A:834:PRO:O	2.12	0.49
1:A:9:ILE:HG21	1:A:789:GLU:CD	2.32	0.49
2:B:65:C:H2'	2:B:66:C:H6	1.78	0.49
2:E:48:U:H2'	2:E:59:G:H4'	1.95	0.49
1:D:459:LEU:HD21	1:D:476:HIS:NE2	2.27	0.49
1:D:38:LEU:HD12	1:D:76:PRO:HG2	1.94	0.49
1:A:151:ARG:NH2	1:A:190:GLU:OE1	2.45	0.49
1:D:294:GLU:O	1:D:297:ALA:HB3	2.13	0.49
1:D:459:LEU:HD21	1:D:476:HIS:CD2	2.47	0.49
1:D:192:TRP:CZ2	1:D:436:MET:HG3	2.47	0.49
1:A:866:TYR:CD1	1:A:872:LEU:HD13	2.43	0.48
1:A:192:TRP:CZ2	1:A:436:MET:HG3	2.48	0.48
1:A:265:HIS:ND1	1:A:266:PRO:HD2	2.28	0.48
1:A:74:LEU:CD1	1:A:76:PRO:HD3	2.44	0.48
1:D:711:ALA:HB3	1:D:712:GLU:OE1	2.13	0.48
1:D:661:ARG:O	1:D:662:ILE:C	2.51	0.48
1:A:46:GLY:H	1:A:104:ASN:ND2	2.10	0.48
2:B:62:C:O2'	2:B:63:C:H5'	2.13	0.48
1:A:263:PRO:HD3	1:A:325:ALA:O	2.13	0.48
1:A:647:MET:HE1	1:A:647:MET:H	1.79	0.48

Continued on next page...

Continued from previous page...

Atom-1	Atom-2	Interatomic distance (Å)	Clash overlap (Å)
1:A:169:GLU:HB3	1:A:544:LEU:HD23	1.95	0.48
1:A:53:LEU:CD1	1:A:115:MET:HG3	2.42	0.48
1:A:671:GLU:HG2	1:A:672:ASN:N	2.27	0.48
1:D:615:VAL:HG13	1:D:632:LEU:HD11	1.96	0.48
1:D:49:HIS:N	1:D:49:HIS:CD2	2.82	0.48
2:E:62:C:O2'	2:E:63:C:H5'	2.14	0.48
1:D:341:PRO:O	1:D:348:TYR:HB2	2.13	0.48
1:A:281:LEU:O	1:A:281:LEU:HD23	2.13	0.48
1:D:651:PHE:CE1	1:D:655:GLN:HG3	2.49	0.48
1:A:215:LYS:CE	1:A:539:VAL:HG11	2.43	0.48
1:A:123:ARG:HA	1:A:514:PRO:HG3	1.96	0.48
1:A:38:LEU:HD12	1:A:76:PRO:HG2	1.95	0.48
1:D:554:LYS:O	1:D:557:HIS:HB3	2.13	0.48
2:E:18:G:C8	2:E:18:G:H5'	2.49	0.48
1:D:281:LEU:O	1:D:281:LEU:HD23	2.13	0.48
1:D:738:ALA:O	1:D:739:LEU:HB2	2.13	0.48
1:A:157:ASN:HB3	1:A:184:VAL:HG11	1.95	0.48
1:D:671:GLU:HG2	1:D:672:ASN:N	2.28	0.48
1:D:849:VAL:HG23	1:D:852:VAL:N	2.29	0.47
1:A:51:GLY:HA2	1:A:577:VAL:HG21	1.95	0.47
1:D:759:ARG:NH1	1:D:764:VAL:HG23	2.28	0.47
1:A:661:ARG:O	1:A:662:ILE:C	2.51	0.47
1:D:307:LEU:HD12	1:D:322:ILE:HG22	1.96	0.47
2:B:14:A:C2	2:B:21:G:H4'	2.49	0.47
1:D:863:LYS:HE2	1:D:865:ILE:HD11	1.96	0.47
1:A:863:LYS:HE2	1:A:865:ILE:HD11	1.95	0.47
1:D:17:TRP:CB	1:D:118:LEU:HD21	2.41	0.47
1:D:820:ALA:HB3	1:D:871:ILE:HD12	1.95	0.47
1:A:136:ASN:ND2	1:A:506:TRP:HE1	2.12	0.47
1:D:259:LEU:HD23	1:D:338:MET:HA	1.96	0.47
1:A:487:CYS:SG	1:A:488:GLY:N	2.87	0.47
1:D:493:ARG:HG2	1:D:493:ARG:HH11	1.80	0.47
1:A:461:ASP:O	1:A:464:ASP:HB3	2.14	0.47
1:D:265:HIS:ND1	1:D:266:PRO:HD2	2.29	0.47
1:A:24:LYS:HA	1:A:120:ASP:OD1	2.15	0.47
1:D:574:GLN:NE2	1:D:574:GLN:HA	2.30	0.47
1:A:256:ALA:HA	1:A:339:ALA:O	2.15	0.47
1:A:738:ALA:O	1:A:739:LEU:HB2	2.13	0.47
1:D:123:ARG:HA	1:D:514:PRO:HG3	1.96	0.47
1:D:638:MET:HA	1:D:644:ASN:OD1	2.15	0.47
1:D:838:PRO:HD2	1:D:841:VAL:CG2	2.43	0.47

Continued on next page...

Continued from previous page...

Atom-1	Atom-2	Interatomic distance (Å)	Clash overlap (Å)
1:D:767:VAL:HG13	1:D:768:TYR:N	2.30	0.47
1:D:501:PHE:HA	1:D:504:SER:OG	2.13	0.47
1:D:614:ASP:O	1:D:618:MET:HG2	2.15	0.47
1:D:596:PRO:HB2	1:D:598:PRO:HD2	1.96	0.47
1:D:82:PHE:CE1	1:D:431:GLY:N	2.83	0.47
1:A:817:VAL:HG12	1:A:870:LYS:HE2	1.97	0.47
1:A:405:LEU:C	1:A:407:GLU:H	2.18	0.47
1:D:49:HIS:HE1	1:D:638:MET:O	1.98	0.47
1:A:581:THR:HB	1:A:583:PHE:HE2	1.80	0.47
1:D:348:TYR:C	1:D:348:TYR:CD1	2.88	0.47
1:D:461:ASP:O	1:D:464:ASP:HB3	2.15	0.47
1:A:149:ALA:O	1:A:150:TYR:HB3	2.15	0.47
1:A:658:ASP:OD1	1:A:785:HIS:ND1	2.43	0.47
1:D:51:GLY:HA2	1:D:577:VAL:HG21	1.97	0.47
1:A:725:LEU:O	1:A:728:THR:N	2.48	0.47
1:A:465:ILE:HG13	1:A:465:ILE:O	2.15	0.47
1:A:849:VAL:HG23	1:A:852:VAL:N	2.30	0.46
1:A:574:GLN:HA	1:A:574:GLN:NE2	2.28	0.46
1:A:484:CYS:HB2	1:A:491:ALA:HB2	1.98	0.46
1:D:163:GLN:HE22	1:D:469:GLY:HA2	1.80	0.46
1:D:707:GLY:CA	1:D:769:ARG:HD3	2.45	0.46
2:E:23:C:H2'	2:E:24:G:O4'	2.15	0.46
1:D:133:TYR:O	1:D:136:ASN:HB2	2.14	0.46
1:D:426:ARG:HH11	1:D:426:ARG:HG2	1.81	0.46
1:D:151:ARG:NH2	1:D:190:GLU:OE1	2.45	0.46
1:D:101:THR:HG22	1:D:102:TYR:N	2.31	0.46
1:D:647:MET:H	1:D:647:MET:HE1	1.80	0.46
1:A:836:ASP:O	1:A:837:ALA:C	2.54	0.46
1:D:195:ARG:HH11	1:D:195:ARG:HG3	1.78	0.46
1:D:508:TYR:CE1	1:D:509:LEU:HG	2.51	0.46
1:A:101:THR:HG22	1:A:102:TYR:N	2.30	0.46
1:A:493:ARG:HH11	1:A:493:ARG:HG2	1.80	0.46
1:D:638:MET:CG	1:D:645:GLY:HA2	2.45	0.46
1:A:638:MET:CG	1:A:645:GLY:HA2	2.45	0.46
1:D:487:CYS:SG	1:D:488:GLY:N	2.89	0.46
1:A:348:TYR:C	1:A:348:TYR:CD1	2.89	0.46
1:A:819:VAL:HG22	1:A:870:LYS:HA	1.97	0.46
1:D:687:PHE:CE1	1:D:749:MET:HG2	2.51	0.46
1:A:55:ASN:N	1:A:55:ASN:HD22	2.13	0.46
1:A:638:MET:HA	1:A:644:ASN:OD1	2.16	0.46
1:D:134:ARG:HB2	1:D:453:PRO:HB3	1.98	0.46

Continued on next page...

Continued from previous page...

Atom-1	Atom-2	Interatomic distance (Å)	Clash overlap (Å)
1:A:163:GLN:HE22	1:A:469:GLY:HA2	1.81	0.46
1:A:9:ILE:O	1:A:12:LYS:HB3	2.15	0.46
1:D:283:TYR:OH	1:D:303:THR:O	2.33	0.46
1:D:24:LYS:HA	1:D:120:ASP:OD1	2.15	0.46
1:A:759:ARG:HD3	1:A:768:TYR:CE1	2.51	0.46
2:B:23:C:H2'	2:B:24:G:O4'	2.16	0.46
1:D:245:VAL:HA	1:D:334:THR:OG1	2.16	0.46
1:D:817:VAL:HG12	1:D:870:LYS:HE2	1.98	0.46
1:D:833:ILE:HD12	1:D:834:PRO:O	2.16	0.46
1:A:232:ILE:HD13	1:A:253:LEU:HD13	1.98	0.46
1:A:430:TRP:HA	1:A:430:TRP:CE3	2.51	0.46
1:D:436:MET:SD	1:D:446:PRO:HA	2.56	0.46
1:D:139:ILE:O	1:D:143:MET:HG3	2.15	0.46
2:B:19:G:OP1	2:B:60:U:N3	2.49	0.45
1:D:292:GLU:O	1:D:296:GLN:HG2	2.16	0.45
1:A:456:LEU:CD2	1:A:457:PRO:HD2	2.46	0.45
1:D:577:VAL:C	1:D:578:LEU:HD12	2.37	0.45
1:D:461:ASP:HB3	1:D:464:ASP:HB2	1.98	0.45
1:A:283:TYR:OH	1:A:303:THR:O	2.32	0.45
2:E:20:U:O2'	2:E:20(A):A:H5'	2.16	0.45
1:A:74:LEU:HD12	1:A:76:PRO:HD3	1.97	0.45
1:D:824:ASN:ND2	1:D:876:VAL:HB	2.31	0.45
1:A:292:GLU:O	1:A:296:GLN:HG2	2.15	0.45
1:A:647:MET:CE	1:A:647:MET:H	2.29	0.45
2:B:47(E):C:H2'	2:B:47(F):G:O4'	2.17	0.45
1:A:432:THR:HB	1:A:498:MET:HB2	1.98	0.45
1:A:508:TYR:CE1	1:A:509:LEU:HG	2.51	0.45
1:D:779:LEU:HD23	1:D:787:ALA:HB2	1.97	0.45
1:A:856:LEU:C	1:A:857:GLU:CG	2.85	0.45
1:D:38:LEU:CD2	1:D:535:TYR:HE1	2.27	0.45
1:D:74:LEU:C	1:D:74:LEU:HD12	2.37	0.45
1:D:456:LEU:CD2	1:D:457:PRO:HD2	2.47	0.45
1:A:786:LEU:O	1:A:790:LEU:HG	2.17	0.45
1:D:786:LEU:O	1:D:790:LEU:HG	2.17	0.45
1:A:259:LEU:HD23	1:A:338:MET:HA	1.98	0.45
1:D:484:CYS:HB2	1:D:491:ALA:HB2	1.99	0.45
1:A:596:PRO:HB2	1:A:598:PRO:HD2	1.98	0.45
1:A:707:GLY:CA	1:A:769:ARG:HD3	2.47	0.45
1:D:836:ASP:O	1:D:837:ALA:C	2.54	0.45
1:A:144:TRP:CE3	1:A:436:MET:HE2	2.52	0.45
1:A:333:GLY:HA2	1:A:416:THR:HG21	1.99	0.45

Continued on next page...

Continued from previous page...

Atom-1	Atom-2	Interatomic distance (Å)	Clash overlap (Å)
1:A:501:PHE:HA	1:A:504:SER:OG	2.16	0.45
1:D:758:TYR:CZ	1:D:762:ARG:HG2	2.52	0.45
2:E:74:C:H4'	2:E:75:C:OP2	2.17	0.45
1:A:426:ARG:NH1	1:A:426:ARG:HG2	2.32	0.45
1:A:75:HIS:CE1	1:A:119:TYR:CE1	3.04	0.45
1:D:155:LEU:HD12	1:D:264:GLU:HG2	1.99	0.45
1:D:332:TYR:OH	2:E:76:A:OP2	2.33	0.44
1:D:689:ASN:O	1:D:692:TYR:N	2.50	0.44
1:D:58:MET:O	1:D:59:GLY:C	2.55	0.44
1:D:134:ARG:CG	1:D:135:TRP:N	2.80	0.44
1:A:134:ARG:CG	1:A:135:TRP:N	2.80	0.44
1:A:725:LEU:O	1:A:728:THR:HB	2.17	0.44
1:A:85:PRO:HA	1:A:178:ARG:HH21	1.82	0.44
1:A:341:PRO:O	1:A:348:TYR:HB2	2.16	0.44
2:B:18:G:N2	2:B:57:A:H2'	2.33	0.44
1:A:731:LYS:HZ2	1:A:735:ASP:CG	2.19	0.44
2:B:74:C:H4'	2:B:75:C:OP2	2.18	0.44
1:D:856:LEU:C	1:D:857:GLU:HG2	2.37	0.44
1:A:856:LEU:C	1:A:857:GLU:HG2	2.38	0.44
1:D:687:PHE:CE2	1:D:691:ILE:HD11	2.52	0.44
1:A:762:ARG:HA	1:A:763:PRO:HD3	1.87	0.44
1:D:2:GLU:H	1:D:2:GLU:HG2	1.52	0.44
1:D:430:TRP:CE3	1:D:430:TRP:HA	2.52	0.44
1:A:29:PRO:HG3	1:A:529:TRP:CE2	2.53	0.44
1:D:698:ASP:OD1	1:D:759:ARG:NH2	2.51	0.44
2:E:47(A):C:H2'	2:E:47(B):A:O4'	2.18	0.44
1:A:522:ASP:HB3	1:A:525:LYS:HG2	2.00	0.44
1:D:731:LYS:HZ2	1:D:735:ASP:CG	2.21	0.44
1:A:155:LEU:HD12	1:A:264:GLU:HG2	2.00	0.44
1:D:856:LEU:C	1:D:857:GLU:CG	2.86	0.44
1:A:687:PHE:CE2	1:A:691:ILE:HD11	2.53	0.44
1:D:332:TYR:CE1	2:E:75:C:H1'	2.52	0.44
1:A:649:GLY:O	1:A:650:PRO:C	2.56	0.44
1:A:824:ASN:HD21	1:A:876:VAL:HB	1.83	0.44
1:A:250:PRO:C	1:A:252:THR:H	2.21	0.44
1:D:84:LEU:HB2	1:D:85:PRO:HD3	1.99	0.44
1:D:405:LEU:C	1:D:407:GLU:H	2.19	0.44
1:D:839:LEU:H	1:D:839:LEU:CD1	2.26	0.44
1:A:838:PRO:O	1:A:841:VAL:N	2.47	0.44
1:A:506:TRP:O	1:A:509:LEU:HB2	2.17	0.44
1:A:861:VAL:HA	1:A:876:VAL:HA	2.00	0.44

Continued on next page...

Continued from previous page...

Atom-1	Atom-2	Interatomic distance (Å)	Clash overlap (Å)
1:A:861:VAL:HG12	1:A:862:VAL:N	2.33	0.44
1:D:432:THR:HB	1:D:498:MET:HB2	2.00	0.44
1:A:473:LEU:C	1:A:475:ALA:H	2.21	0.44
1:A:51:GLY:HA2	1:A:577:VAL:CG2	2.47	0.44
1:A:73:VAL:HG12	1:A:74:LEU:N	2.33	0.44
1:A:65:PHE:O	1:A:68:MET:HB2	2.18	0.44
2:E:48:U:C6	2:E:59:G:H5'	2.53	0.44
1:A:156:VAL:O	1:A:186:LYS:HA	2.18	0.44
1:D:846:ALA:O	1:D:848:LYS:N	2.51	0.43
1:D:819:VAL:HG13	1:D:871:ILE:N	2.33	0.43
1:D:838:PRO:O	1:D:841:VAL:N	2.50	0.43
1:A:41:PHE:CD1	1:A:41:PHE:O	2.68	0.43
1:D:194:LEU:HD11	1:D:424:ILE:HD13	1.99	0.43
1:D:759:ARG:NH1	1:D:764:VAL:N	2.65	0.43
1:A:134:ARG:HB2	1:A:453:PRO:HB3	1.99	0.43
1:D:401:VAL:O	1:D:405:LEU:HG	2.18	0.43
1:A:224:ILE:HA	1:A:419:LEU:HB2	2.00	0.43
1:D:824:ASN:HD21	1:D:876:VAL:HB	1.82	0.43
1:A:84:LEU:HB2	1:A:85:PRO:HD3	1.99	0.43
1:D:522:ASP:HB3	1:D:525:LYS:HG2	1.99	0.43
1:A:346:ARG:HD2	2:B:74:C:HO2'	1.81	0.43
1:A:25:ALA:H	1:A:120:ASP:CG	2.22	0.43
1:A:535:TYR:OH	1:A:545:HIS:NE2	2.43	0.43
1:D:248:THR:CG2	2:E:76:A:H5'	2.47	0.43
1:A:824:ASN:ND2	1:A:876:VAL:HB	2.32	0.43
1:D:861:VAL:HA	1:D:876:VAL:HA	2.00	0.43
1:D:603:LEU:O	1:D:605:ILE:HG23	2.17	0.43
1:A:786:LEU:HD11	1:A:790:LEU:HD11	2.01	0.43
1:D:134:ARG:CB	1:D:453:PRO:HB3	2.48	0.43
1:A:767:VAL:HG13	1:A:768:TYR:N	2.32	0.43
1:A:580:TRP:CZ3	1:A:621:GLU:HG2	2.53	0.43
1:D:333:GLY:HA2	1:D:416:THR:HG21	1.99	0.43
1:A:60:ASP:OD1	1:A:64:ARG:NE	2.47	0.43
1:D:826:ARG:CB	1:D:828:ARG:CZ	2.93	0.43
1:A:846:ALA:O	1:A:848:LYS:N	2.51	0.43
1:D:647:MET:H	1:D:647:MET:CE	2.32	0.43
1:A:632:LEU:O	1:A:632:LEU:HD23	2.18	0.43
1:A:429:TYR:CE1	1:A:456:LEU:HD22	2.53	0.43
1:D:241:VAL:HG22	1:D:242:ARG:N	2.34	0.43
1:A:289:ARG:HB2	1:A:289:ARG:CZ	2.49	0.43
1:A:826:ARG:CB	1:A:828:ARG:CZ	2.96	0.43

Continued on next page...

Continued from previous page...

Atom-1	Atom-2	Interatomic distance (Å)	Clash overlap (Å)
1:D:51:GLY:HA2	1:D:577:VAL:CG2	2.48	0.43
1:D:53:LEU:HD12	1:D:115:MET:HG3	2.01	0.43
1:A:461:ASP:HB3	1:A:464:ASP:HB2	1.99	0.43
2:E:50:C:H2'	2:E:51:G:H8	1.84	0.43
1:D:224:ILE:HA	1:D:419:LEU:HB2	2.00	0.43
1:A:241:VAL:HG22	1:A:242:ARG:N	2.32	0.43
1:A:849:VAL:HG23	1:A:852:VAL:CA	2.49	0.43
2:B:58:A:H2	2:B:60:U:H2'	1.84	0.43
1:A:823:VAL:HG13	1:A:874:LEU:O	2.19	0.43
1:A:437:VAL:HG12	1:A:438:HIS:N	2.34	0.43
1:D:289:ARG:HB2	1:D:289:ARG:CZ	2.48	0.43
1:A:133:TYR:O	1:A:136:ASN:HB2	2.19	0.43
1:D:866:TYR:CD1	1:D:872:LEU:HD13	2.46	0.43
1:A:41:PHE:CE1	1:A:80:ASP:HB2	2.54	0.43
1:D:473:LEU:C	1:D:475:ALA:H	2.22	0.43
1:A:401:VAL:O	1:A:405:LEU:HG	2.19	0.43
1:D:75:HIS:CE1	1:D:119:TYR:CE1	3.06	0.43
1:A:243:ILE:HA	1:A:244:PRO:HD3	1.86	0.43
1:D:849:VAL:HG23	1:D:852:VAL:CA	2.49	0.43
1:D:619:GLY:O	1:D:634:LYS:HG3	2.19	0.43
1:D:429:TYR:CE1	1:D:456:LEU:HD22	2.54	0.43
1:D:364:ARG:HA	1:D:365:PRO:HD3	1.91	0.43
1:D:74:LEU:CD1	1:D:76:PRO:HD3	2.49	0.43
1:A:29:PRO:HG3	1:A:529:TRP:CH2	2.54	0.43
1:A:852:VAL:O	1:A:852:VAL:HG12	2.19	0.42
1:D:96:HIS:CD2	1:D:98:LYS:HB3	2.54	0.42
1:A:668:ALA:HB1	1:A:669:PRO:HD3	1.98	0.42
1:A:290:LYS:HA	1:A:294:GLU:OE2	2.19	0.42
1:D:144:TRP:CE3	1:D:436:MET:HE2	2.53	0.42
1:D:42:PRO:HB3	1:D:56:TYR:OH	2.19	0.42
1:D:819:VAL:HG22	1:D:870:LYS:HA	2.00	0.42
2:E:72:C:H3'	2:E:73:A:C5'	2.49	0.42
1:A:698:ASP:OD1	1:A:759:ARG:NH2	2.52	0.42
1:A:659:ILE:HD13	1:A:685:TRP:CD1	2.55	0.42
1:D:808:ASP:OD2	1:D:811:ALA:HB2	2.19	0.42
1:A:9:ILE:HD13	1:A:789:GLU:HG2	2.00	0.42
1:D:437:VAL:HG12	1:D:438:HIS:N	2.34	0.42
1:A:748:LEU:HA	1:A:748:LEU:HD23	1.72	0.42
1:A:606:PRO:HG2	1:A:607:GLU:H	1.84	0.42
1:A:650:PRO:O	1:A:653:LYS:N	2.52	0.42
1:D:141:LEU:O	1:D:144:TRP:N	2.50	0.42

Continued on next page...

Continued from previous page...

Atom-1	Atom-2	Interatomic distance (Å)	Clash overlap (Å)
1:D:13:TRP:O	1:D:16:PHE:HB3	2.19	0.42
2:E:58:A:H2	2:E:60:U:H2'	1.84	0.42
1:D:41:PHE:O	1:D:41:PHE:CD1	2.70	0.42
1:A:139:ILE:O	1:A:143:MET:HG3	2.19	0.42
1:D:615:VAL:HG12	1:D:620:ALA:O	2.20	0.42
1:A:808:ASP:OD2	1:A:811:ALA:HB2	2.19	0.42
1:D:572:PHE:HZ	1:D:670:PRO:HG2	1.84	0.42
1:D:60:ASP:OD1	1:D:64:ARG:NE	2.48	0.42
1:D:25:ALA:H	1:D:120:ASP:CG	2.22	0.42
1:A:141:LEU:O	1:A:144:TRP:N	2.52	0.42
1:D:249:ARG:HD2	1:D:398:LYS:HE2	2.02	0.42
2:E:65:C:H2'	2:E:66:C:C6	2.55	0.42
1:D:191:GLN:HB3	1:D:425:SER:OG	2.20	0.42
1:A:583:PHE:HB2	1:A:632:LEU:O	2.20	0.42
1:A:759:ARG:NH1	1:A:764:VAL:N	2.67	0.42
1:D:861:VAL:HG12	1:D:862:VAL:N	2.34	0.42
1:A:249:ARG:HD2	1:A:398:LYS:HE2	2.01	0.42
1:D:625:HIS:CG	1:D:626:GLU:H	2.38	0.42
1:D:465:ILE:O	1:D:465:ILE:HG13	2.18	0.42
1:A:687:PHE:CE1	1:A:749:MET:HG2	2.55	0.42
1:D:194:LEU:CD1	1:D:424:ILE:HG21	2.49	0.42
1:A:194:LEU:CD1	1:A:424:ILE:HG21	2.49	0.42
1:D:725:LEU:O	1:D:728:THR:HB	2.20	0.42
1:A:13:TRP:O	1:A:16:PHE:HB3	2.20	0.42
1:A:278:GLU:O	1:A:278:GLU:HG2	2.19	0.42
1:D:320:ILE:HG13	1:D:320:ILE:O	2.19	0.42
1:D:41:PHE:O	3:D:1601:LEU:N	2.53	0.41
1:D:55:ASN:HD22	1:D:55:ASN:N	2.18	0.41
2:E:14:A:C2	2:E:21:G:H4'	2.55	0.41
1:A:53:LEU:HD12	1:A:115:MET:HG3	2.02	0.41
1:D:345:GLN:O	1:D:346:ARG:C	2.57	0.41
1:D:29:PRO:HG3	1:D:529:TRP:CE2	2.54	0.41
1:A:253:LEU:HG	1:A:315:ALA:HB2	2.02	0.41
1:A:702:LEU:HD22	1:A:769:ARG:HG3	2.00	0.41
1:A:245:VAL:HA	1:A:334:THR:OG1	2.20	0.41
1:A:819:VAL:HG13	1:A:871:ILE:N	2.35	0.41
1:A:815:ASP:C	1:A:816:VAL:HG23	2.41	0.41
1:D:85:PRO:HA	1:D:178:ARG:HH21	1.85	0.41
1:A:366:GLY:O	1:A:368:PRO:HD3	2.20	0.41
1:D:149:ALA:O	1:D:150:TYR:HB3	2.19	0.41
1:D:203:LEU:HD23	1:D:203:LEU:HA	1.85	0.41

Continued on next page...

Continued from previous page...

Atom-1	Atom-2	Interatomic distance (Å)	Clash overlap (Å)
1:A:96:HIS:CD2	1:A:98:LYS:HB3	2.55	0.41
1:A:134:ARG:CB	1:A:453:PRO:HB3	2.50	0.41
1:A:779:LEU:HD23	1:A:787:ALA:HB2	2.02	0.41
1:D:23:MET:CE	1:D:63:ALA:HB1	2.51	0.41
1:D:852:VAL:O	1:D:852:VAL:HG12	2.20	0.41
2:E:14:A:H1'	2:E:22:A:N7	2.35	0.41
1:A:195:ARG:NH1	1:A:195:ARG:HG3	2.36	0.41
1:A:341:PRO:HB3	1:A:348:TYR:HA	2.02	0.41
1:D:625:HIS:CG	1:D:626:GLU:N	2.88	0.41
1:A:42:PRO:HB3	1:A:56:TYR:OH	2.20	0.41
1:D:156:VAL:O	1:D:186:LYS:HA	2.20	0.41
1:D:29:PRO:HG3	1:D:529:TRP:CH2	2.55	0.41
1:D:341:PRO:HB3	1:D:348:TYR:HA	2.01	0.41
1:A:338:MET:HG3	1:A:338:MET:O	2.20	0.41
1:D:438:HIS:N	1:D:492:LYS:O	2.51	0.41
1:A:15:ARG:O	1:A:19:GLU:HG3	2.20	0.41
2:E:18:G:N2	2:E:57:A:H2'	2.35	0.41
1:A:119:TYR:HD2	1:A:121:TRP:CZ2	2.38	0.41
1:A:796:PRO:HG2	1:A:797:ASP:H	1.85	0.41
1:A:25:ALA:HB3	1:A:123:ARG:NE	2.17	0.41
1:A:426:ARG:NH1	1:A:499:ASP:HB2	2.36	0.41
1:A:758:TYR:CZ	1:A:762:ARG:HG2	2.56	0.41
1:A:585:PRO:HA	1:A:631:HIS:CD2	2.55	0.41
2:B:69:C:O2'	2:B:70:G:H5'	2.21	0.41
1:D:74:LEU:HD12	1:D:76:PRO:HD3	2.03	0.41
1:A:29:PRO:CG	1:A:529:TRP:CE2	3.03	0.41
1:A:432:THR:HA	1:A:433:PRO:HD3	1.90	0.41
1:D:823:VAL:HG22	1:D:874:LEU:HB2	2.02	0.41
1:D:759:ARG:HD3	1:D:768:TYR:CE1	2.56	0.41
1:A:307:LEU:HD12	1:A:322:ILE:HG22	2.01	0.41
1:A:101:THR:O	1:A:103:ALA:N	2.54	0.41
1:D:84:LEU:N	1:D:85:PRO:CD	2.84	0.41
1:A:162:CYS:HB3	1:A:164:THR:HG22	2.02	0.41
1:A:396:GLU:HA	1:A:399:ARG:HE	1.86	0.41
1:D:278:GLU:HG2	1:D:278:GLU:O	2.20	0.41
1:D:556:LEU:HD23	1:D:556:LEU:HA	1.89	0.41
1:D:73:VAL:HG12	1:D:74:LEU:N	2.35	0.41
1:D:265:HIS:HB3	1:D:268:THR:OG1	2.21	0.41
1:D:119:TYR:HD2	1:D:121:TRP:CZ2	2.39	0.41
1:A:226:ARG:HH11	1:A:226:ARG:HG3	1.85	0.41
1:A:65:PHE:CD1	1:A:736:LEU:HD13	2.56	0.40

Continued on next page...

Continued from previous page...

Atom-1	Atom-2	Interatomic distance (Å)	Clash overlap (Å)
1:A:249:ARG:HD2	1:A:249:ARG:HA	1.94	0.40
1:D:396:GLU:HA	1:D:399:ARG:HE	1.86	0.40
1:D:788:GLU:OE2	1:D:799:LEU:HB2	2.20	0.40
1:D:162:CYS:HB3	1:D:164:THR:HG22	2.03	0.40
1:A:233:LEU:HB2	1:A:410:LEU:O	2.21	0.40
1:D:34:LYS:NZ	1:D:533:ASP:OD1	2.52	0.40
1:D:290:LYS:HA	1:D:294:GLU:OE2	2.21	0.40
1:D:702:LEU:HD22	1:D:769:ARG:HG3	2.02	0.40
1:A:625:HIS:CG	1:A:626:GLU:H	2.40	0.40
1:D:243:ILE:HA	1:D:244:PRO:HD3	1.85	0.40
1:A:625:HIS:CG	1:A:626:GLU:N	2.89	0.40
1:A:54:LYS:HE2	1:A:575:GLY:H	1.86	0.40
1:D:267:LEU:O	1:D:271:LEU:HB2	2.21	0.40
1:D:456:LEU:HD23	1:D:457:PRO:CD	2.49	0.40
1:A:194:LEU:HA	1:A:194:LEU:HD23	1.90	0.40
1:D:343:HIS:CE1	1:D:362:ILE:HB	2.57	0.40
1:D:480:TYR:O	1:D:482:THR:N	2.50	0.40
1:D:632:LEU:HD23	1:D:632:LEU:O	2.21	0.40
1:A:823:VAL:HG13	1:A:876:VAL:HG23	2.03	0.40
1:A:194:LEU:HD11	1:A:424:ILE:HD13	2.04	0.40
1:A:253:LEU:CD2	1:A:315:ALA:HB2	2.52	0.40
1:D:143:MET:HG2	1:D:555:PHE:CZ	2.57	0.40
1:A:84:LEU:N	1:A:85:PRO:CD	2.83	0.40
1:D:267:LEU:HB3	1:D:271:LEU:HD12	2.03	0.40
1:D:226:ARG:HG2	1:D:227:SER:N	2.37	0.40
1:D:232:ILE:HD13	1:D:253:LEU:HD13	2.02	0.40
1:D:253:LEU:HG	1:D:315:ALA:HB2	2.03	0.40
2:B:31:A:H61	2:B:38:A:H62	1.70	0.40
2:B:50:C:H2'	2:B:51:G:H8	1.86	0.40

There are no symmetry-related clashes.

5.3 Torsion angles ⓘ

5.3.1 Protein backbone ⓘ

In the following table, the Percentiles column shows the percent Ramachandran outliers of the chain as a percentile score with respect to all X-ray entries followed by that with respect to entries of similar resolution.

The Analysed column shows the number of residues for which the backbone conformation was analysed, and the total number of residues.

Mol	Chain	Analysed	Favoured	Allowed	Outliers	Percentiles	
1	A	874/878 (100%)	728 (83%)	121 (14%)	25 (3%)	6	34
1	D	874/878 (100%)	734 (84%)	117 (13%)	23 (3%)	7	36
All	All	1748/1756 (100%)	1462 (84%)	238 (14%)	48 (3%)	6	35

All (48) Ramachandran outliers are listed below:

Mol	Chain	Res	Type
1	A	796	PRO
1	A	861	VAL
1	D	856	LEU
1	D	861	VAL
1	A	847	LEU
1	A	856	LEU
1	A	869	GLY
1	D	796	PRO
1	D	847	LEU
1	D	869	GLY
1	A	10	GLU
1	A	55	ASN
1	A	661	ARG
1	A	713	ALA
1	D	10	GLU
1	D	55	ASN
1	D	661	ARG
1	D	713	ALA
1	A	344	ASP
1	A	455	LEU
1	A	650	PRO
1	A	658	ASP
1	A	816	VAL
1	D	344	ASP
1	D	455	LEU
1	D	465	ILE
1	D	650	PRO
1	D	816	VAL
1	A	465	ILE
1	A	725	LEU
1	D	2	GLU
1	A	2	GLU
1	A	606	PRO
1	A	780	PHE
1	A	857	GLU

Continued on next page...

Continued from previous page...

Mol	Chain	Res	Type
1	D	857	GLU
1	A	225	GLY
1	A	849	VAL
1	D	606	PRO
1	D	764	VAL
1	D	780	PHE
1	D	849	VAL
1	A	341	PRO
1	D	225	GLY
1	A	868	PRO
1	D	341	PRO
1	A	764	VAL
1	D	868	PRO

5.3.2 Protein sidechains ⓘ

In the following table, the Percentiles column shows the percent sidechain outliers of the chain as a percentile score with respect to all X-ray entries followed by that with respect to entries of similar resolution.

The Analysed column shows the number of residues for which the sidechain conformation was analysed, and the total number of residues.

Mol	Chain	Analysed	Rotameric	Outliers	Percentiles	
1	A	741/742 (100%)	717 (97%)	24 (3%)	46	79
1	D	741/742 (100%)	717 (97%)	24 (3%)	46	79
All	All	1482/1484 (100%)	1434 (97%)	48 (3%)	46	79

All (48) residues with a non-rotameric sidechain are listed below:

Mol	Chain	Res	Type
1	A	34	LYS
1	A	36	TYR
1	A	41	PHE
1	A	49	HIS
1	A	74	LEU
1	A	76	PRO
1	A	82	PHE
1	A	126	THR
1	A	168	ASN
1	A	189	LEU

Continued on next page...

Continued from previous page...

Mol	Chain	Res	Type
1	A	226	ARG
1	A	240	GLU
1	A	327	TYR
1	A	352	ARG
1	A	430	TRP
1	A	456	LEU
1	A	500	THR
1	A	503	ASP
1	A	552	PHE
1	A	600	ARG
1	A	647	MET
1	A	685	TRP
1	A	718	ASP
1	A	836	ASP
1	D	34	LYS
1	D	36	TYR
1	D	41	PHE
1	D	49	HIS
1	D	74	LEU
1	D	82	PHE
1	D	126	THR
1	D	168	ASN
1	D	189	LEU
1	D	226	ARG
1	D	240	GLU
1	D	327	TYR
1	D	352	ARG
1	D	430	TRP
1	D	456	LEU
1	D	500	THR
1	D	503	ASP
1	D	552	PHE
1	D	600	ARG
1	D	647	MET
1	D	685	TRP
1	D	718	ASP
1	D	770	THR
1	D	836	ASP

Some sidechains can be flipped to improve hydrogen bonding and reduce clashes. All (18) such sidechains are listed below:

Mol	Chain	Res	Type
1	A	55	ASN
1	A	104	ASN
1	A	107	GLN
1	A	163	GLN
1	A	179	HIS
1	A	574	GLN
1	A	682	GLN
1	A	726	HIS
1	A	792	HIS
1	A	824	ASN
1	D	55	ASN
1	D	104	ASN
1	D	107	GLN
1	D	163	GLN
1	D	574	GLN
1	D	682	GLN
1	D	726	HIS
1	D	824	ASN

5.3.3 RNA ⓘ

Mol	Chain	Analysed	Backbone Outliers	Pucker Outliers
2	B	76/83 (91%)	11 (14%)	4 (5%)
2	E	76/83 (91%)	8 (10%)	4 (5%)
All	All	152/166 (91%)	19 (12%)	8 (5%)

All (19) RNA backbone outliers are listed below:

Mol	Chain	Res	Type
2	B	10	G
2	B	18	G
2	B	19	G
2	B	20	U
2	B	47(B)	A
2	B	47(C)	A
2	B	47(D)	G
2	B	48	U
2	B	73	A
2	B	75	C
2	B	76	A
2	E	10	G
2	E	18	G

Continued on next page...

Continued from previous page...

Mol	Chain	Res	Type
2	E	19	G
2	E	20	U
2	E	48	U
2	E	73	A
2	E	75	C
2	E	76	A

All (8) RNA pucker outliers are listed below:

Mol	Chain	Res	Type
2	B	9	G
2	B	18	G
2	B	74	C
2	B	75	C
2	E	9	G
2	E	18	G
2	E	74	C
2	E	75	C

5.4 Non-standard residues in protein, DNA, RNA chains [i](#)

There are no non-standard protein/DNA/RNA residues in this entry.

5.5 Carbohydrates [i](#)

There are no carbohydrates in this entry.

5.6 Ligand geometry [i](#)

Of 23 ligands modelled in this entry, 6 are monoatomic - leaving 17 for Mogul analysis.

In the following table, the Counts columns list the number of bonds (or angles) for which Mogul statistics could be retrieved, the number of bonds (or angles) that are observed in the model and the number of bonds (or angles) that are defined in the chemical component dictionary. The Link column lists molecule types, if any, to which the group is linked. The Z score for a bond length (or angle) is the number of standard deviations the observed value is removed from the expected value. A bond length (or angle) with $|Z| > 2$ is considered an outlier worth inspection. RMSZ is the root-mean-square of all Z scores of the bond lengths (or angles).

Mol	Type	Chain	Res	Link	Bond lengths			Bond angles		
					Counts	RMSZ	# Z > 2	Counts	RMSZ	# Z > 2
3	LEU	A	1301	-	5,8,8	0.12	0	5,10,10	1.20	1 (20%)
6	SO4	A	1501	-	4,4,4	0.28	0	6,6,6	0.15	0
6	SO4	A	1502	-	4,4,4	0.30	0	6,6,6	0.27	0
6	SO4	A	1503	-	4,4,4	0.27	0	6,6,6	0.23	0
6	SO4	A	1504	-	4,4,4	0.26	0	6,6,6	0.13	0
6	SO4	A	1505	-	4,4,4	0.27	0	6,6,6	0.14	0
6	SO4	A	1506	-	4,4,4	0.19	0	6,6,6	0.10	0
6	SO4	A	1509	-	4,4,4	0.24	0	6,6,6	0.13	0
6	SO4	A	1510	-	4,4,4	0.24	0	6,6,6	0.10	0
6	SO4	A	1511	-	4,4,4	0.28	0	6,6,6	0.17	0
3	LEU	D	1601	-	5,8,8	0.17	0	5,10,10	0.47	0
6	SO4	D	1701	-	4,4,4	0.28	0	6,6,6	0.08	0
6	SO4	D	1702	-	4,4,4	0.20	0	6,6,6	0.15	0
6	SO4	D	1703	-	4,4,4	0.29	0	6,6,6	0.07	0
6	SO4	D	1704	-	4,4,4	0.24	0	6,6,6	0.11	0
6	SO4	D	1708	-	4,4,4	0.22	0	6,6,6	0.10	0
6	SO4	D	1710	-	4,4,4	0.24	0	6,6,6	0.07	0

In the following table, the Chirals column lists the number of chiral outliers, the number of chiral centers analysed, the number of these observed in the model and the number defined in the chemical component dictionary. Similar counts are reported in the Torsion and Rings columns. '-' means no outliers of that kind were identified.

Mol	Type	Chain	Res	Link	Chirals	Torsions	Rings
3	LEU	A	1301	-	-	0/4/8/8	0/0/0/0
6	SO4	A	1501	-	-	0/0/0/0	0/0/0/0
6	SO4	A	1502	-	-	0/0/0/0	0/0/0/0
6	SO4	A	1503	-	-	0/0/0/0	0/0/0/0
6	SO4	A	1504	-	-	0/0/0/0	0/0/0/0
6	SO4	A	1505	-	-	0/0/0/0	0/0/0/0
6	SO4	A	1506	-	-	0/0/0/0	0/0/0/0
6	SO4	A	1509	-	-	0/0/0/0	0/0/0/0
6	SO4	A	1510	-	-	0/0/0/0	0/0/0/0
6	SO4	A	1511	-	-	0/0/0/0	0/0/0/0
3	LEU	D	1601	-	-	0/4/8/8	0/0/0/0
6	SO4	D	1701	-	-	0/0/0/0	0/0/0/0
6	SO4	D	1702	-	-	0/0/0/0	0/0/0/0
6	SO4	D	1703	-	-	0/0/0/0	0/0/0/0
6	SO4	D	1704	-	-	0/0/0/0	0/0/0/0
6	SO4	D	1708	-	-	0/0/0/0	0/0/0/0
6	SO4	D	1710	-	-	0/0/0/0	0/0/0/0

There are no bond length outliers.

All (1) bond angle outliers are listed below:

Mol	Chain	Res	Type	Atoms	Z	Observed($^{\circ}$)	Ideal($^{\circ}$)
3	A	1301	LEU	CG-CB-CA	-2.45	109.56	114.80

There are no chirality outliers.

There are no torsion outliers.

There are no ring outliers.

1 monomer is involved in 1 short contact:

Mol	Chain	Res	Type	Clashes	Symm-Clashes
3	D	1601	LEU	1	0

5.7 Other polymers [i](#)

There are no such residues in this entry.

5.8 Polymer linkage issues [i](#)

There are no chain breaks in this entry.

6 Fit of model and data

6.1 Protein, DNA and RNA chains

In the following table, the column labelled ‘#RSRZ> 2’ contains the number (and percentage) of RSRZ outliers, followed by percent RSRZ outliers for the chain as percentile scores relative to all X-ray entries and entries of similar resolution. The OWAB column contains the minimum, median, 95th percentile and maximum values of the occupancy-weighted average B-factor per residue. The column labelled ‘Q< 0.9’ lists the number of (and percentage) of residues with an average occupancy less than 0.9.

Mol	Chain	Analysed	<RSRZ>	#RSRZ>2	OWAB(Å ²)	Q<0.9
1	A	876/878 (99%)	-0.18	13 (1%) 76 71	10, 65, 121, 159	0
1	D	876/878 (99%)	0.19	55 (6%) 23 19	46, 101, 144, 160	0
2	B	78/83 (93%)	0.20	4 (5%) 32 25	28, 83, 173, 202	0
2	E	78/83 (93%)	0.41	4 (5%) 32 25	51, 95, 187, 202	0
All	All	1908/1922 (99%)	0.03	76 (3%) 42 34	10, 84, 143, 202	0

All (76) RSRZ outliers are listed below:

Mol	Chain	Res	Type	RSRZ
1	D	587	GLU	5.7
1	D	180	GLU	5.3
1	D	172	VAL	4.8
1	D	624	PRO	4.6
1	D	93	PHE	4.4
1	A	180	GLU	4.4
1	D	797	ASP	4.3
2	B	32	C	4.3
2	E	17	G	3.9
1	D	173	GLU	3.7
2	B	17	G	3.7
1	D	432	THR	3.7
1	D	589	GLU	3.5
1	D	490	PRO	3.4
1	D	626	GLU	3.3
1	D	855	HIS	3.2
1	D	174	GLY	3.1
2	B	31	A	3.0
1	D	497	THR	3.0
1	D	481	GLU	2.9
1	D	642	LYS	2.9

Continued on next page...

Continued from previous page...

Mol	Chain	Res	Type	RSRZ
1	A	876	VAL	2.9
1	D	463	GLU	2.9
1	A	858	GLY	2.8
1	D	605	ILE	2.7
1	D	597	GLU	2.7
1	D	467	PRO	2.7
1	D	175	ARG	2.7
1	D	612	LEU	2.7
1	D	850	ARG	2.6
1	D	588	VAL	2.6
1	A	497	THR	2.6
1	D	183	PRO	2.6
1	D	488	GLY	2.6
1	D	829	GLY	2.6
1	D	591	SER	2.6
1	A	93	PHE	2.5
1	D	181	ASP	2.5
2	E	30	G	2.5
1	D	606	PRO	2.5
1	A	875	VAL	2.5
1	A	851	ASN	2.5
1	D	862	VAL	2.5
1	A	443	GLY	2.4
1	D	590	GLY	2.4
1	D	599	THR	2.4
2	E	31	A	2.4
1	D	851	ASN	2.4
1	D	31	GLY	2.4
1	D	8	ALA	2.3
1	A	173	GLU	2.3
2	E	73	A	2.3
1	D	462	VAL	2.3
1	D	466	ARG	2.3
1	D	505	SER	2.3
1	D	860	GLU	2.3
1	A	850	ARG	2.3
1	D	83	GLY	2.3
1	D	465	ILE	2.2
1	D	864	GLU	2.2
1	A	499	ASP	2.2
1	D	278	GLU	2.2
1	D	876	VAL	2.2

Continued on next page...

Continued from previous page...

Mol	Chain	Res	Type	RSRZ
1	D	499	ASP	2.2
2	B	73	A	2.2
1	D	182	THR	2.2
1	A	470	LYS	2.2
1	A	855	HIS	2.2
1	D	431	GLY	2.1
1	D	296	GLN	2.1
1	D	475	ALA	2.1
1	D	32	ARG	2.1
1	D	163	GLN	2.0
1	D	863	LYS	2.0
1	D	470	LYS	2.0
1	D	22	PHE	2.0

6.2 Non-standard residues in protein, DNA, RNA chains [i](#)

There are no non-standard protein/DNA/RNA residues in this entry.

6.3 Carbohydrates [i](#)

There are no carbohydrates in this entry.

6.4 Ligands [i](#)

In the following table, the Atoms column lists the number of modelled atoms in the group and the number defined in the chemical component dictionary. LLDF column lists the quality of electron density of the group with respect to its neighbouring residues in protein, DNA or RNA chains. The B-factors column lists the minimum, median, 95th percentile and maximum values of B factors of atoms in the group. The column labelled 'Q< 0.9' lists the number of atoms with occupancy less than 0.9.

Mol	Type	Chain	Res	Atoms	RSCC	RSR	LLDF	B-factors(Å ²)	Q<0.9
6	SO4	D	1710	5/5	0.89	0.53	3.22	173,173,173,174	0
6	SO4	A	1510	5/5	0.92	0.25	1.24	154,155,156,156	0
6	SO4	D	1708	5/5	0.92	0.27	0.75	163,163,164,165	0
6	SO4	A	1511	5/5	0.81	0.20	0.19	162,162,163,163	0
6	SO4	A	1501	5/5	0.85	0.29	0.10	150,150,152,152	0
3	LEU	D	1601	9/9	0.92	0.21	0.05	92,95,96,96	0
3	LEU	A	1301	9/9	0.96	0.19	-0.22	45,50,56,57	0
6	SO4	D	1703	5/5	0.85	0.19	-0.86	168,168,168,169	0

Continued on next page...

Continued from previous page...

Mol	Type	Chain	Res	Atoms	RSCC	RSR	LLDF	B-factors(\AA^2)	Q<0.9
6	SO4	A	1502	5/5	0.97	0.12	-1.09	55,57,58,58	0
4	ZN	A	1303	1/1	0.95	0.10	-1.49	85,85,85,85	0
6	SO4	D	1702	5/5	0.94	0.10	-1.80	126,127,129,129	0
4	ZN	D	1602	1/1	0.76	0.08	-1.88	147,147,147,147	0
4	ZN	D	1603	1/1	0.91	0.05	-2.14	137,137,137,137	0
6	SO4	A	1503	5/5	0.97	0.10	-2.61	77,78,83,84	0
4	ZN	A	1302	1/1	0.89	0.03	-3.24	120,120,120,120	0
6	SO4	D	1701	5/5	0.81	0.35	-	194,194,194,195	0
5	HG	A	1304	1/1	0.99	0.07	-	86,86,86,86	0
6	SO4	D	1704	5/5	0.89	0.11	-	163,165,165,165	0
6	SO4	A	1509	5/5	0.87	0.23	-	159,159,160,160	0
6	SO4	A	1504	5/5	0.93	0.13	-	118,119,120,120	0
6	SO4	A	1505	5/5	0.87	0.15	-	143,143,145,145	0
5	HG	D	1604	1/1	0.99	0.05	-	140,140,140,140	0
6	SO4	A	1506	5/5	0.92	0.39	-	107,109,111,111	0

6.5 Other polymers [i](#)

There are no such residues in this entry.