



Full wwPDB X-ray Structure Validation Report ⓘ

Feb 1, 2016 – 01:29 AM GMT

PDB ID : 2D2C
Title : Crystal Structure Of Cytochrome B6F Complex with DBMIB From M. Laminosus
Authors : Yan, J.; Kurisu, G.; Cramer, W.A.
Deposited on : 2005-09-07
Resolution : 3.80 Å(reported)

This is a Full wwPDB X-ray Structure Validation Report for a publicly released PDB entry.
We welcome your comments at validation@mail.wwpdb.org
A user guide is available at
<http://wwpdb.org/validation/2016/XrayValidationReportHelp>
with specific help available everywhere you see the ⓘ symbol.

The following versions of software and data (see [references ⓘ](#)) were used in the production of this report:

MolProbity : 4.02b-467
Mogul : 1.7 (RC4), CSD as536be (2015)
Xtriage (Phenix) : 1.9-1692
EDS : rb-20026688
Percentile statistics : 20151230.v01 (using entries in the PDB archive December 30th 2015)
Refmac : 5.8.0135
CCP4 : 6.5.0
Ideal geometry (proteins) : Engh & Huber (2001)
Ideal geometry (DNA, RNA) : Parkinson et al. (1996)
Validation Pipeline (wwPDB-VP) : trunk26865

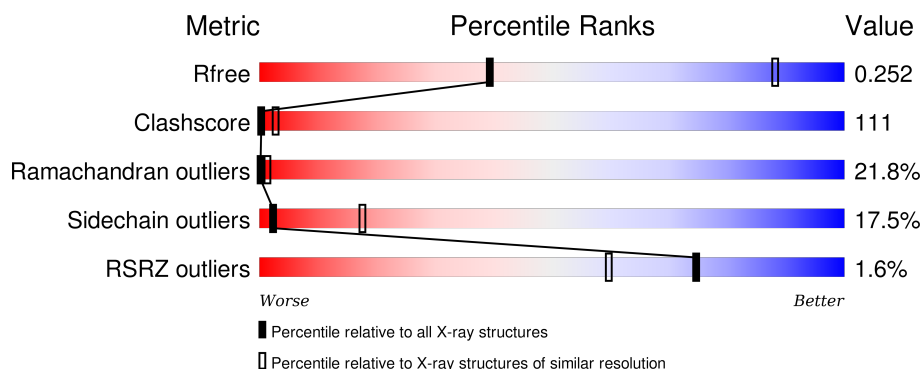
1 Overall quality at a glance

The following experimental techniques were used to determine the structure:

X-RAY DIFFRACTION

The reported resolution of this entry is 3.80 Å.

Percentile scores (ranging between 0-100) for global validation metrics of the entry are shown in the following graphic. The table shows the number of entries on which the scores are based.



Metric	Whole archive (#Entries)	Similar resolution (#Entries, resolution range(Å))
R_{free}	91344	1317 (4.10-3.50)
Clashscore	102246	1458 (4.10-3.50)
Ramachandran outliers	100387	1397 (4.10-3.50)
Sidechain outliers	100360	1392 (4.10-3.50)
RSRZ outliers	91569	1325 (4.10-3.50)

The table below summarises the geometric issues observed across the polymeric chains and their fit to the electron density. The red, orange, yellow and green segments on the lower bar indicate the fraction of residues that contain outliers for ≥ 3 , 2, 1 and 0 types of geometric quality criteria. A grey segment represents the fraction of residues that are not modelled. The numeric value for each fraction is indicated below the corresponding segment, with a dot representing fractions $\leq 5\%$. The upper red bar (where present) indicates the fraction of residues that have poor fit to the electron density. The numeric value is given above the bar.

Mol	Chain	Length	Quality of chain
1	A	215	<div> <div>6%</div> <div>58%</div> <div>27%</div> <div>6%</div> </div>
1	N	215	<div> <div>9%</div> <div>54%</div> <div>26%</div> <div>5%</div> <div>6%</div> </div>
2	B	160	<div> <div>12%</div> <div>44%</div> <div>26%</div> <div>14%</div> </div>
2	O	160	<div> <div>5%</div> <div>48%</div> <div>25%</div> <div>8%</div> <div>14%</div> </div>
3	C	289	<div> <div>17%</div> <div>56%</div> <div>24%</div> </div>

Continued on next page...

Continued from previous page...

Mol	Chain	Length	Quality of chain
3	P	289	
4	D	179	
4	Q	179	
5	E	32	
5	R	32	
6	F	35	
6	S	35	
7	G	37	
7	T	37	
8	H	29	
8	U	29	

The following table lists non-polymeric compounds, carbohydrate monomers and non-standard residues in protein, DNA, RNA chains that are outliers for geometric or electron-density-fit criteria:

Mol	Type	Chain	Res	Chirality	Geometry	Clashes	Electron density
11	OPC	B	305	-	-	X	-
11	OPC	C	306	-	-	-	X
11	OPC	N	1305	-	-	-	X
12	BNT	B	309	-	-	X	-
12	BNT	O	1309	-	-	X	X
13	CLA	B	201	X	-	-	X
13	CLA	O	1201	X	-	-	X
14	FES	D	201	-	-	X	-
14	FES	Q	201	-	-	X	-
15	BCR	E	101	-	-	-	X
15	BCR	R	1101	-	-	-	X
9	HEM	A	302	-	-	-	X

2 Entry composition [i](#)

There are 16 unique types of molecules in this entry. The entry contains 14984 atoms, of which 0 are hydrogens and 0 are deuteriums.

In the tables below, the ZeroOcc column contains the number of atoms modelled with zero occupancy, the AltConf column contains the number of residues with at least one atom in alternate conformation and the Trace column contains the number of residues modelled with at most 2 atoms.

- Molecule 1 is a protein called Cytochrome b6.

Mol	Chain	Residues	Atoms					ZeroOcc	AltConf	Trace
1	A	202	Total	C	N	O	S	0	0	0
			1593	1062	253	268	10			
1	N	202	Total	C	N	O	S	0	0	0
			1593	1062	253	268	10			

- Molecule 2 is a protein called Cytochrome b6-f complex subunit 4.

Mol	Chain	Residues	Atoms					ZeroOcc	AltConf	Trace
2	B	137	Total	C	N	O	S	0	0	0
			1067	721	164	177	5			
2	O	137	Total	C	N	O	S	0	0	0
			1067	721	164	177	5			

- Molecule 3 is a protein called Apocytochrome f.

Mol	Chain	Residues	Atoms					ZeroOcc	AltConf	Trace
3	C	286	Total	C	N	O	S	0	0	0
			2200	1406	366	421	7			
3	P	286	Total	C	N	O	S	0	0	0
			2200	1406	366	421	7			

- Molecule 4 is a protein called Cytochrome b6-f complex iron-sulfur subunit.

Mol	Chain	Residues	Atoms					ZeroOcc	AltConf	Trace
4	D	168	Total	C	N	O	S	0	0	0
			1280	815	223	235	7			
4	Q	168	Total	C	N	O	S	0	0	0
			1280	815	223	235	7			

There are 2 discrepancies between the modelled and reference sequences:

Chain	Residue	Modelled	Actual	Comment	Reference
D	138	ARG	LYS	CONFLICT	UNP P83794
Q	138	ARG	LYS	CONFLICT	UNP P83794

- Molecule 5 is a protein called Cytochrome b6-f complex subunit VI.

Mol	Chain	Residues	Atoms					ZeroOcc	AltConf	Trace
5	E	32	Total	C	N	O	S	0	0	0
			248	179	34	34	1			
5	R	32	Total	C	N	O	S	0	0	0
			248	179	34	34	1			

- Molecule 6 is a protein called Cytochrome b6-f complex subunit VII.

Mol	Chain	Residues	Atoms					ZeroOcc	AltConf	Trace
6	F	35	Total	C	N	O	S	0	0	0
			270	181	39	48	2			
6	S	35	Total	C	N	O	S	0	0	0
			270	181	39	48	2			

- Molecule 7 is a protein called Cytochrome b6-f complex subunit V.

Mol	Chain	Residues	Atoms				ZeroOcc	AltConf	Trace
7	G	27	Total	C	N	O	0	0	0
			216	146	34	36			
7	T	27	Total	C	N	O	0	0	0
			216	146	34	36			

- Molecule 8 is a protein called Cytochrome b6-f complex subunit VIII.

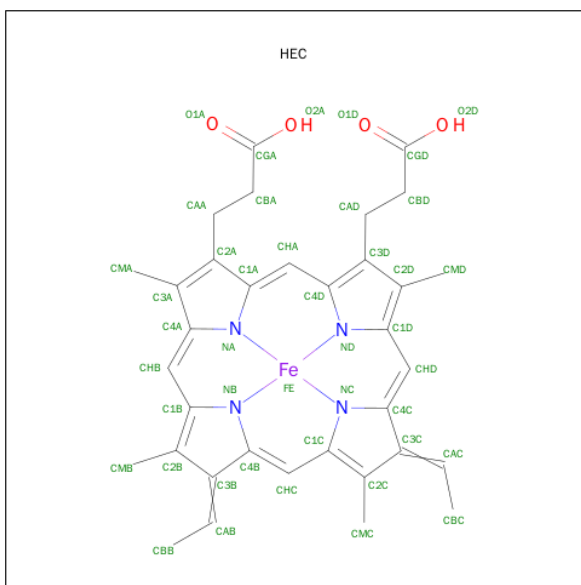
Mol	Chain	Residues	Atoms					ZeroOcc	AltConf	Trace
8	H	27	Total	C	N	O	S	0	0	0
			214	146	34	33	1			
8	U	27	Total	C	N	O	S	0	0	0
			214	146	34	33	1			

- Molecule 9 is PROTOPORPHYRIN IX CONTAINING FE (three-letter code: HEM) (formula: C₃₄H₃₂FeN₄O₄).



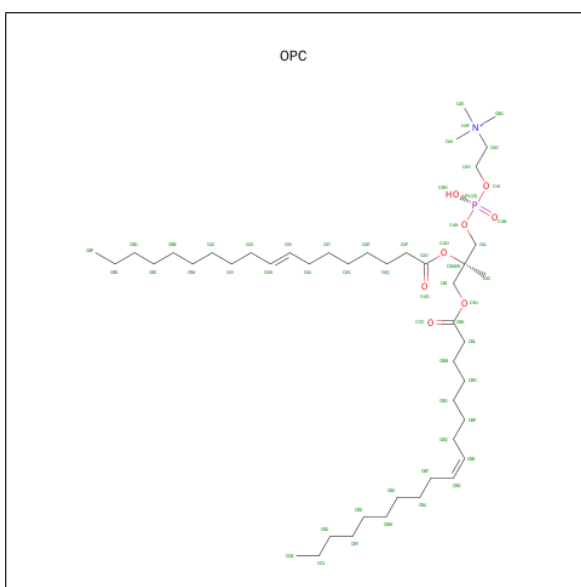
Mol	Chain	Residues	Atoms					ZeroOcc	AltConf
9	A	1	Total 43	C 34	Fe 1	N 4	O 4	0	0
9	A	1	Total 43	C 34	Fe 1	N 4	O 4	0	0
9	C	1	Total 43	C 34	Fe 1	N 4	O 4	0	0
9	N	1	Total 43	C 34	Fe 1	N 4	O 4	0	0
9	N	1	Total 43	C 34	Fe 1	N 4	O 4	0	0
9	P	1	Total 43	C 34	Fe 1	N 4	O 4	0	0

- Molecule 10 is HEME C (three-letter code: HEC) (formula: C₃₄H₃₄FeN₄O₄).



Mol	Chain	Residues	Atoms					ZeroOcc	AltConf
10	A	1	Total 43	C 34	Fe 1	N 4	O 4	0	0
10	N	1	Total 43	C 34	Fe 1	N 4	O 4	0	0

- Molecule 11 is (7R,17E)-4-HYDROXY-N,N,N,7-TETRAMETHYL-7-[(8E)-OCTADEC-8-ENOYLOXY]-10-OXO-3,5,9-TRIOXA-4-PHOSPHAHEPTACOS-17-EN-1-AMINIUM 4-OXIDE (three-letter code: OPC) (formula: C₄₅H₈₇NO₈P).



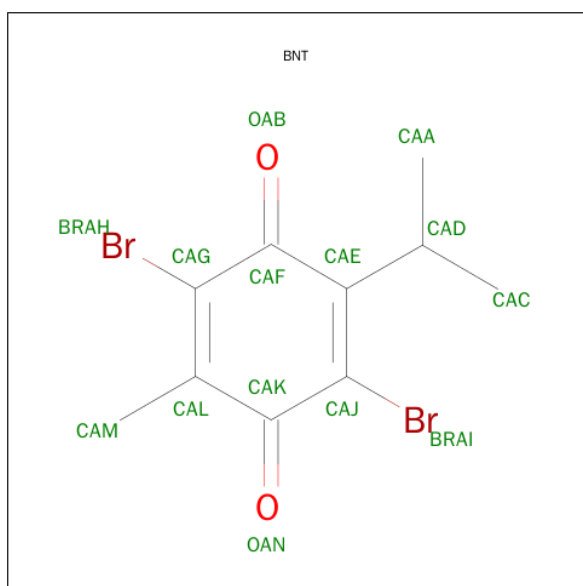
Mol	Chain	Residues	Atoms					ZeroOcc	AltConf
11	B	1	Total	C	N	O	P	0	0
			54	44	1	8	1		

Continued on next page...

Continued from previous page...

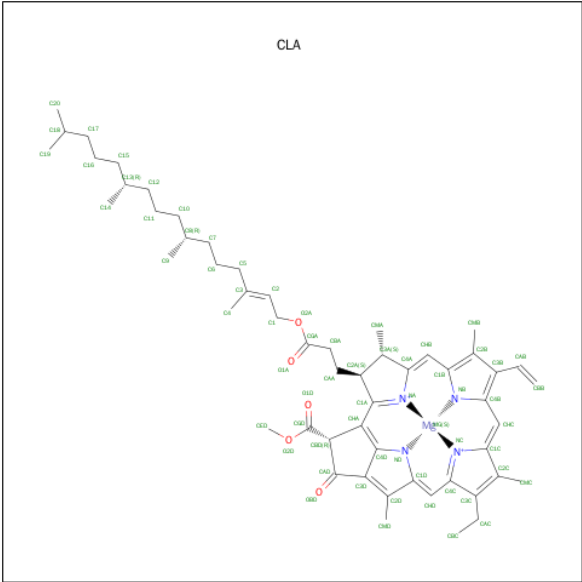
Mol	Chain	Residues	Atoms					ZeroOcc	AltConf
11	C	1	Total	C	N	O	P	0	0
			54	44	1	8	1		
11	N	1	Total	C	N	O	P	0	0
			54	44	1	8	1		
11	O	1	Total	C	N	O	P	0	0
			54	44	1	8	1		

- Molecule 12 is 2,5-DIBROMO-3-ISOPROPYL-6-METHYLBENZO-1,4-QUINONE (three-letter code: BNT) (formula: $C_{10}H_{10}Br_2O_2$).



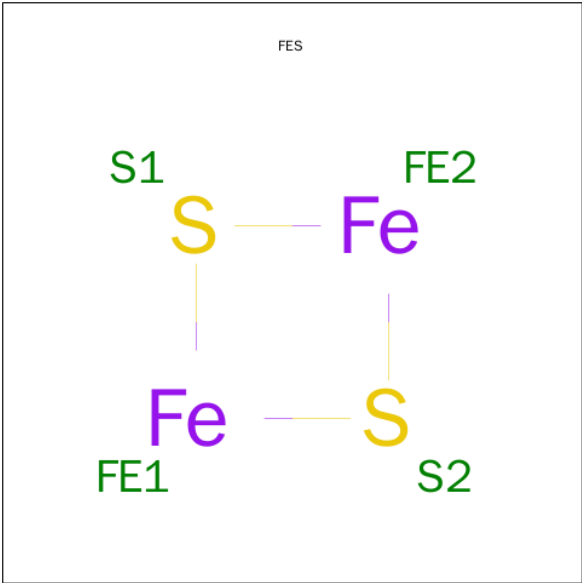
Mol	Chain	Residues	Atoms				ZeroOcc	AltConf
12	B	1	Total	Br	C	O	0	0
			14	2	10	2		
12	O	1	Total	Br	C	O	0	0
			14	2	10	2		

- Molecule 13 is CHLOROPHYLL A (three-letter code: CLA) (formula: $C_{55}H_{72}MgN_4O_5$).



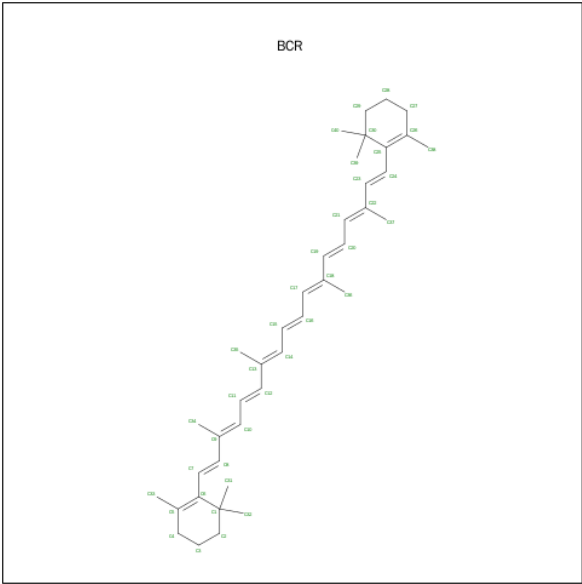
Mol	Chain	Residues	Atoms					ZeroOcc	AltConf
13	B	1	Total	C	Mg	N	O	0	0
			65	55	1	4	5		
13	O	1	Total	C	Mg	N	O	0	0
			65	55	1	4	5		

- Molecule 14 is FE2/S2 (INORGANIC) CLUSTER (three-letter code: FES) (formula: Fe₂S₂).



Mol	Chain	Residues	Atoms			ZeroOcc	AltConf
14	D	1	Total	Fe	S	0	0
			4	2	2		
14	Q	1	Total	Fe	S	0	0
			4	2	2		

- Molecule 15 is BETA-CAROTENE (three-letter code: BCR) (formula: C₄₀H₅₆).



Mol	Chain	Residues	Atoms	ZeroOcc	AltConf
15	E	1	Total C 40 40	0	0
15	R	1	Total C 40 40	0	0

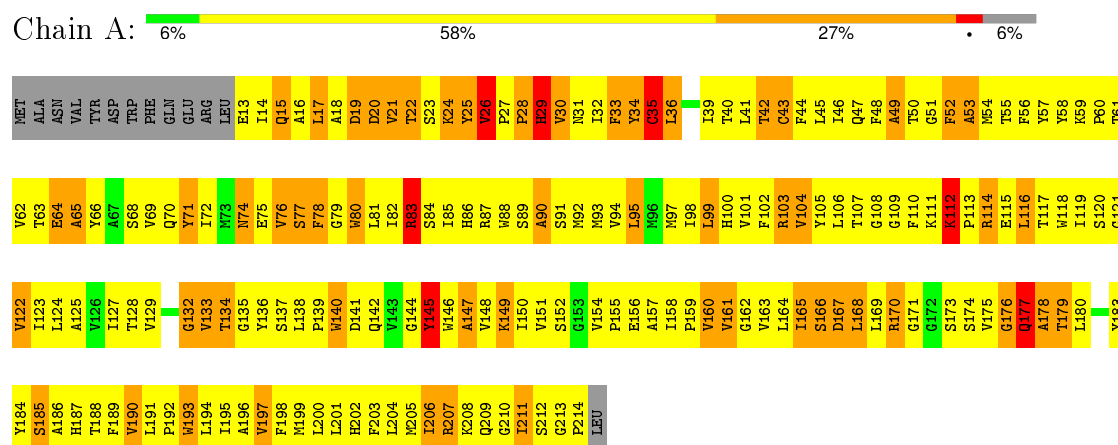
- Molecule 16 is water.

Mol	Chain	Residues	Atoms	ZeroOcc	AltConf
16	A	1	Total O 1 1	0	0
16	N	1	Total O 1 1	0	0

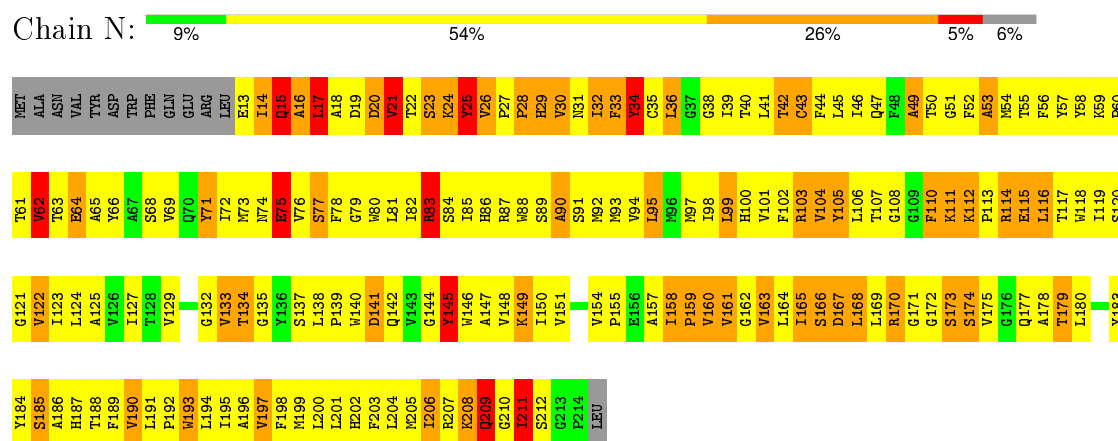
3 Residue-property plots

These plots are drawn for all protein, RNA and DNA chains in the entry. The first graphic for a chain summarises the proportions of errors displayed in the second graphic. The second graphic shows the sequence view annotated by issues in geometry and electron density. Residues are color-coded according to the number of geometric quality criteria for which they contain at least one outlier: green = 0, yellow = 1, orange = 2 and red = 3 or more. A red dot above a residue indicates a poor fit to the electron density ($RSRZ > 2$). Stretches of 2 or more consecutive residues without any outlier are shown as a green connector. Residues present in the sample, but not in the model, are shown in grey.

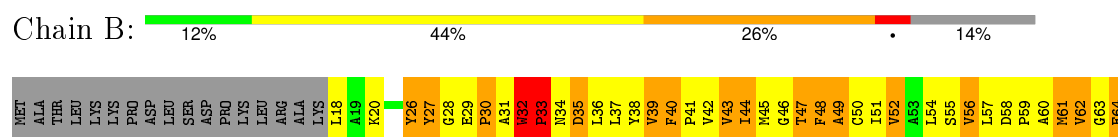
• Molecule 1: Cytochrome b6

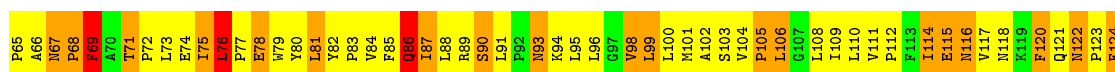


• Molecule 1: Cytochrome b6


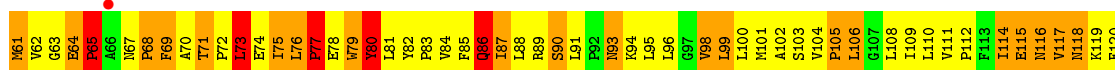


• Molecule 2: Cytochrome b6-f complex subunit 4



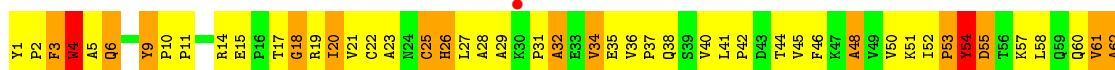
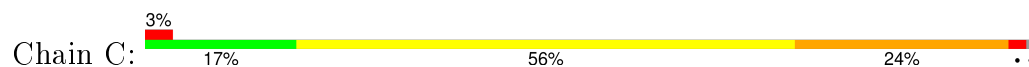





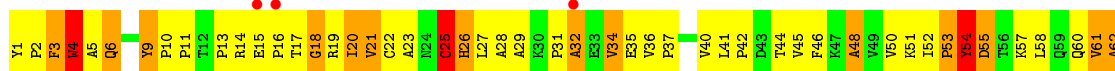
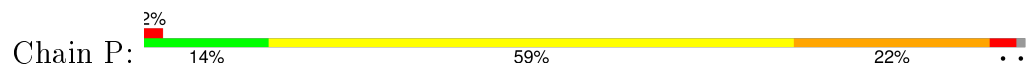
• Molecule 2: Cytochrome b6-f complex subunit 4

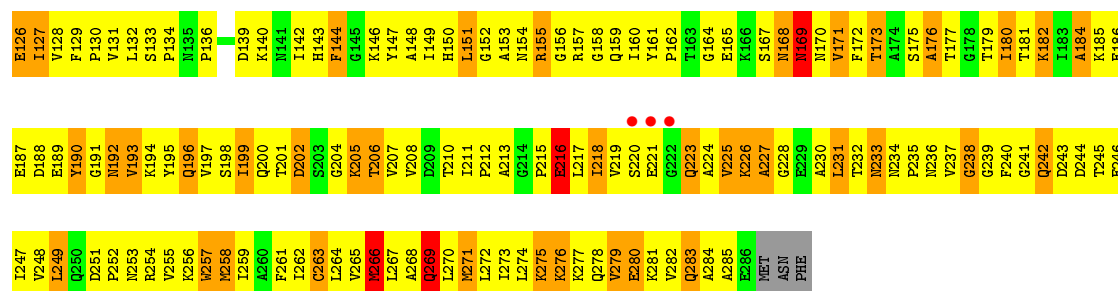


• Molecule 3: Apocytochrome f

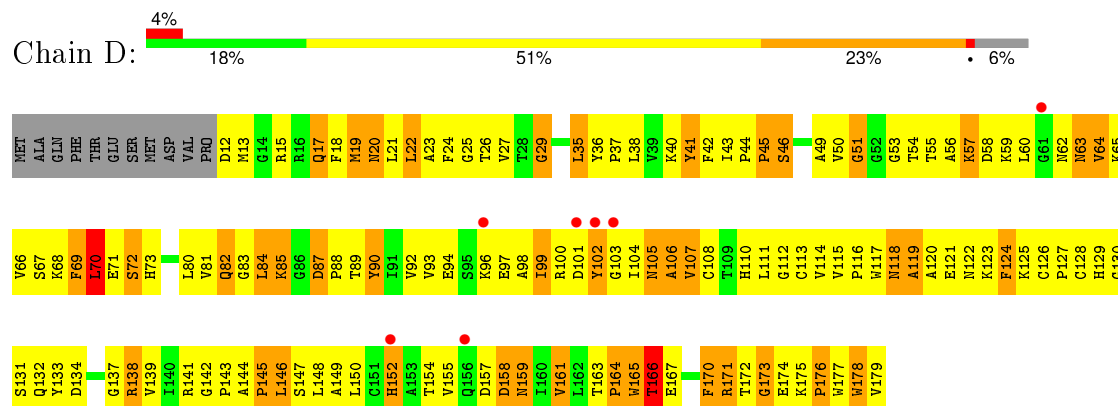


• Molecule 3: Apocytochrome f

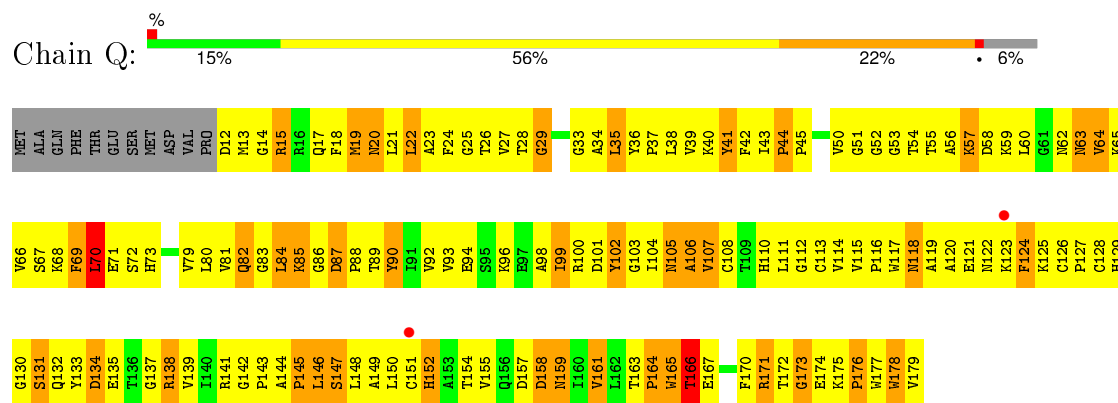




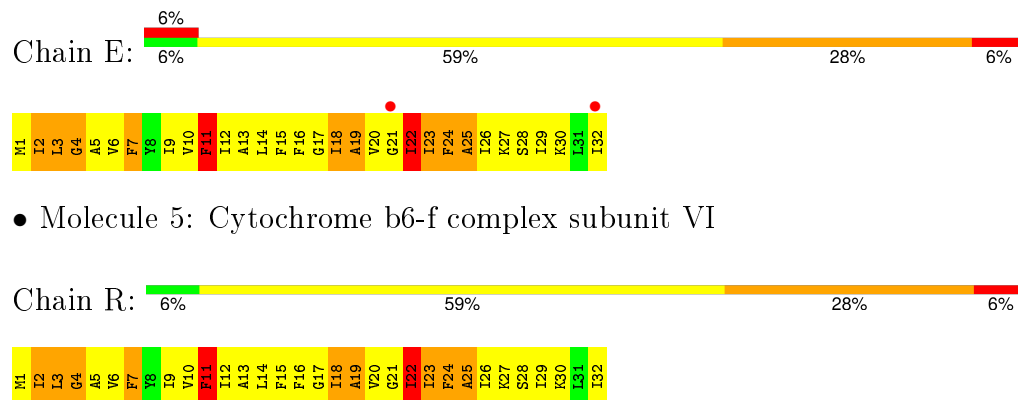
• Molecule 4: Cytochrome b6-f complex iron-sulfur subunit



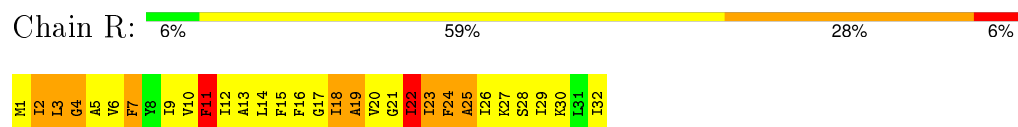
• Molecule 4: Cytochrome b6-f complex iron-sulfur subunit




• Molecule 5: Cytochrome b6-f complex subunit VI




• Molecule 5: Cytochrome b6-f complex subunit VI



- Molecule 6: Cytochrome b6-f complex subunit VII

Chain F: 




- Molecule 6: Cytochrome b6-f complex subunit VII

Chain S: 



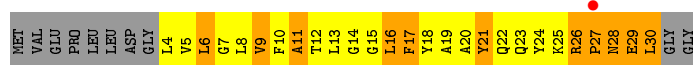
- Molecule 7: Cytochrome b6-f complex subunit V

Chain G: 

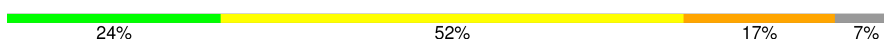


- Molecule 7: Cytochrome b6-f complex subunit V

Chain T: 



- Molecule 8: Cytochrome b6-f complex subunit VIII

Chain H: 



- Molecule 8: Cytochrome b6-f complex subunit VIII

Chain U: 



4 Data and refinement statistics

Property	Value	Source
Space group	P 61	Depositor
Cell constants a, b, c, α , β , γ	156.59Å 156.59Å 361.79Å 90.00° 90.00° 120.00°	Depositor
Resolution (Å)	24.76 – 3.80 49.31 – 3.79	Depositor EDS
% Data completeness (in resolution range)	(Not available) (24.76-3.80) 92.5 (49.31-3.79)	Depositor EDS
R_{merge}	(Not available)	Depositor
R_{sym}	(Not available)	Depositor
$\langle I/\sigma(I) \rangle$ ¹	5.04 (at 3.77Å)	Xtriage
Refinement program	CNS	Depositor
R, R_{free}	0.276 , 0.378 0.260 , 0.252	Depositor DCC
R_{free} test set	1441 reflections (3.25%)	DCC
Wilson B-factor (Å ²)	103.0	Xtriage
Anisotropy	0.039	Xtriage
Bulk solvent k_{sol} (e/Å ³), B_{sol} (Å ²)	0.28 , 89.4	EDS
Estimated twinning fraction	0.499 for h,-h-k,-l	Xtriage
L-test for twinning ²	$\langle L \rangle = 0.48$, $\langle L^2 \rangle = 0.31$	Xtriage
Outliers	0 of 47364 reflections	Xtriage
F_o, F_c correlation	0.87	EDS
Total number of atoms	14984	wwPDB-VP
Average B, all atoms (Å ²)	80.0	wwPDB-VP

Xtriage's analysis on translational NCS is as follows: *The largest off-origin peak in the Patterson function is 2.22% of the height of the origin peak. No significant pseudotranslation is detected.*

¹Intensities estimated from amplitudes.

²Theoretical values of $\langle |L| \rangle$, $\langle L^2 \rangle$ for acentric reflections are 0.5, 0.375 respectively for untwinned datasets, and 0.333, 0.2 for perfectly twinned datasets.

5 Model quality

5.1 Standard geometry

Bond lengths and bond angles in the following residue types are not validated in this section: OPC, CLA, BNT, FES, HEC, HEM, BCR

The Z score for a bond length (or angle) is the number of standard deviations the observed value is removed from the expected value. A bond length (or angle) with $|Z| > 5$ is considered an outlier worth inspection. RMSZ is the root-mean-square of all Z scores of the bond lengths (or angles).

Mol	Chain	Bond lengths		Bond angles	
		RMSZ	$\# Z > 5$	RMSZ	$\# Z > 5$
1	A	0.58	0/1641	0.80	1/2239 (0.0%)
1	N	0.56	0/1641	0.80	1/2239 (0.0%)
2	B	0.61	0/1102	0.97	3/1515 (0.2%)
2	O	0.65	0/1102	1.04	5/1515 (0.3%)
3	C	0.54	0/2248	0.76	0/3061
3	P	0.57	0/2248	0.75	0/3061
4	D	0.63	0/1312	0.80	0/1786
4	Q	0.59	0/1312	0.81	0/1786
5	E	0.68	0/253	0.88	0/340
5	R	0.71	0/253	0.87	0/340
6	F	0.64	0/274	0.77	0/366
6	S	0.61	0/274	0.77	0/366
7	G	0.71	0/221	0.97	1/299 (0.3%)
7	T	0.73	0/221	0.87	0/299
8	H	0.62	0/220	0.83	0/301
8	U	0.61	0/220	0.83	0/301
All	All	0.60	0/14542	0.83	11/19814 (0.1%)

Chiral center outliers are detected by calculating the chiral volume of a chiral center and verifying if the center is modelled as a planar moiety or with the opposite hand. A planarity outlier is detected by checking planarity of atoms in a peptide group, atoms in a mainchain group or atoms of a sidechain that are expected to be planar.

Mol	Chain	#Chirality outliers	#Planarity outliers
1	A	0	1
2	O	0	1
All	All	0	2

There are no bond length outliers.

All (11) bond angle outliers are listed below:

Mol	Chain	Res	Type	Atoms	Z	Observed(°)	Ideal(°)
2	B	144	GLY	N-CA-C	-7.42	94.56	113.10
2	O	144	GLY	N-CA-C	-6.42	97.05	113.10
2	O	149	LEU	CA-CB-CG	5.70	128.41	115.30
2	O	21	GLY	N-CA-C	5.70	127.35	113.10
2	B	69	PHE	N-CA-C	5.60	126.13	111.00
2	O	126	ARG	C-N-CA	-5.51	98.84	122.00
2	O	40	PHE	N-CA-C	-5.38	96.46	111.00
1	N	209	GLN	N-CA-C	5.25	125.18	111.00
2	B	40	PHE	N-CA-C	-5.20	96.96	111.00
7	G	27	PRO	N-CA-C	5.14	125.47	112.10
1	A	207	ARG	N-CA-C	-5.06	97.33	111.00

There are no chirality outliers.

All (2) planarity outliers are listed below:

Mol	Chain	Res	Type	Group
1	A	25	TYR	Sidechain
2	O	80	TYR	Sidechain

5.2 Too-close contacts ⓘ

In the following table, the Non-H and H(model) columns list the number of non-hydrogen atoms and hydrogen atoms in the chain respectively. The H(added) column lists the number of hydrogen atoms added and optimized by MolProbity. The Clashes column lists the number of clashes within the asymmetric unit, whereas Symm-Clashes lists symmetry related clashes.

Mol	Chain	Non-H	H(model)	H(added)	Clashes	Symm-Clashes
1	A	1593	0	1623	444	0
1	N	1593	0	1623	469	0
2	B	1067	0	1106	356	0
2	O	1067	0	1106	382	0
3	C	2200	0	2216	423	0
3	P	2200	0	2216	470	0
4	D	1280	0	1265	223	0
4	Q	1280	0	1265	218	0
5	E	248	0	284	135	0
5	R	248	0	284	120	0
6	F	270	0	282	93	0
6	S	270	0	282	75	0
7	G	216	0	220	89	0
7	T	216	0	220	99	0
8	H	214	0	224	37	0

Continued on next page...

Continued from previous page...

Mol	Chain	Non-H	H(model)	H(added)	Clashes	Symm-Clashes
8	U	214	0	224	35	0
9	A	86	0	60	12	0
9	C	43	0	30	4	0
9	N	86	0	60	11	0
9	P	43	0	30	5	0
10	A	43	0	31	4	0
10	N	43	0	31	10	0
11	B	54	0	83	34	0
11	C	54	0	83	20	0
11	N	54	0	83	14	0
11	O	54	0	83	17	0
12	B	14	0	10	9	0
12	O	14	0	10	7	0
13	B	65	0	70	6	0
13	O	65	0	70	8	0
14	D	4	0	0	3	0
14	Q	4	0	0	2	0
15	E	40	0	56	11	0
15	R	40	0	56	8	0
16	A	1	0	0	1	0
16	N	1	0	0	2	0
All	All	14984	0	15286	3367	0

The all-atom clashscore is defined as the number of clashes found per 1000 atoms (including hydrogen atoms). The all-atom clashscore for this structure is 111.

All (3367) close contacts within the same asymmetric unit are listed below, sorted by their clash magnitude.

Atom-1	Atom-2	Interatomic distance (Å)	Clash overlap (Å)
1:A:34:TYR:HA	1:A:103:ARG:HH11	1.06	1.18
1:N:162:GLY:O	1:N:165:ILE:HG22	1.45	1.16
1:A:106:LEU:HG	5:E:18:ILE:HD12	1.22	1.16
3:C:171:VAL:HG13	3:C:234:ASN:HB2	1.22	1.14
3:P:271:MET:HB3	4:Q:23:ALA:HA	1.15	1.14
1:N:87:ARG:HD2	2:O:61:MET:HE1	1.29	1.14
5:E:18:ILE:HA	5:E:22:ILE:HG22	1.31	1.13
1:A:34:TYR:HA	1:A:103:ARG:NH1	1.62	1.12
1:A:124:LEU:HB3	9:A:302:HEM:HBB2	1.19	1.11
1:N:112:LYS:H	1:N:113:PRO:HD2	1.09	1.11
2:B:149:LEU:HD13	6:F:3:THR:HG23	1.22	1.11
2:O:89:ARG:HG3	2:O:90:SER:H	1.16	1.10

Continued on next page...

Continued from previous page...

Atom-1	Atom-2	Interatomic distance (Å)	Clash overlap (Å)
3:C:173:THR:HG22	3:C:230:ALA:HA	1.34	1.10
5:R:14:LEU:O	5:R:18:ILE:HG12	1.53	1.09
2:B:150:PRO:HB3	2:B:153:LYS:HB2	1.28	1.09
1:N:167:ASP:HA	1:N:170:ARG:HE	1.08	1.08
1:N:32:ILE:HG22	1:N:33:PHE:H	1.20	1.07
11:O:1306:OPC:HAL2	11:O:1306:OPC:HAP2	1.36	1.07
2:B:125:ARG:HA	2:B:125:ARG:HH11	1.15	1.06
2:B:149:LEU:HD21	6:F:2:MET:N	1.71	1.05
7:G:26:ARG:HD3	7:G:27:PRO:HD3	1.36	1.05
5:R:18:ILE:HA	5:R:22:ILE:HG22	1.35	1.05
3:P:171:VAL:HG13	3:P:234:ASN:HB2	1.31	1.04
4:Q:53:GLY:HA2	4:Q:57:LYS:HD3	1.35	1.04
2:B:122:ASN:ND2	2:B:124:PHE:HB3	1.71	1.04
1:A:148:VAL:HA	1:A:151:VAL:HG22	1.36	1.04
1:N:142:GLN:N	2:O:64:GLU:HG2	1.71	1.04
3:P:173:THR:HG22	3:P:230:ALA:HA	1.36	1.03
1:A:66:TYR:CE2	2:B:66:ALA:HA	1.93	1.03
1:A:161:VAL:HG12	1:A:164:LEU:HD12	1.39	1.03
5:E:14:LEU:O	5:E:18:ILE:HG12	1.59	1.02
1:A:62:VAL:HG13	1:A:177:GLN:HG2	1.36	1.02
2:B:89:ARG:HG3	2:B:90:SER:H	1.23	1.02
3:P:36:VAL:HG12	3:P:48:ALA:HA	1.39	1.02
1:N:142:GLN:H	2:O:64:GLU:HG2	1.18	1.02
1:N:148:VAL:HA	1:N:151:VAL:HG22	1.41	1.02
2:O:117:VAL:HG13	2:O:118:ASN:H	1.20	1.02
1:A:26:VAL:HB	2:B:29:GLU:HG3	1.38	1.02
2:B:79:TRP:CZ3	5:E:1:MET:HA	1.95	1.01
4:D:53:GLY:HA2	4:D:57:LYS:HD3	1.41	1.01
1:N:28:PRO:HG2	2:O:32:TRP:HB3	1.43	1.01
3:P:271:MET:CB	4:Q:23:ALA:HA	1.90	1.01
4:D:154:THR:HG22	4:D:155:VAL:H	1.24	1.00
1:N:74:ASN:O	1:N:75:GLU:HB2	1.58	1.00
4:D:124:PHE:HB2	4:D:133:TYR:HB2	1.42	0.99
4:Q:124:PHE:HB2	4:Q:133:TYR:HB2	1.41	0.99
4:D:51:GLY:N	4:D:84:LEU:HD21	1.78	0.99
1:A:28:PRO:HD2	2:B:33:PRO:HD3	1.43	0.99
2:B:42:VAL:HG22	3:C:272:LEU:HB3	1.46	0.98
1:N:209:GLN:HE22	2:O:28:GLY:N	1.60	0.98
2:O:125:ARG:HB3	2:O:125:ARG:NH1	1.79	0.98
1:N:105:TYR:OH	2:O:129:ALA:HB1	1.62	0.98
2:O:34:ASN:ND2	2:O:35:ASP:H	1.62	0.98

Continued on next page...

Continued from previous page...

Atom-1	Atom-2	Interatomic distance (Å)	Clash overlap (Å)
4:Q:154:THR:HG22	4:Q:155:VAL:H	1.25	0.98
3:P:171:VAL:HG12	3:P:231:LEU:HD11	1.45	0.98
1:A:113:PRO:HA	1:N:16:ALA:HB2	1.45	0.97
3:C:36:VAL:HG12	3:C:48:ALA:HA	1.45	0.97
2:O:64:GLU:HG3	2:O:65:PRO:HD3	1.46	0.97
3:C:102:TYR:N	3:C:118:PRO:HG3	1.78	0.97
5:E:5:ALA:HB1	6:F:10:ALA:HB2	1.46	0.97
3:C:171:VAL:HG12	3:C:231:LEU:HD11	1.45	0.97
3:C:172:PHE:O	3:C:231:LEU:HB3	1.64	0.96
1:N:191:LEU:H	1:N:191:LEU:HD12	1.30	0.96
4:Q:60:LEU:HB2	4:Q:62:ASN:ND2	1.81	0.96
5:E:2:ILE:HA	6:F:6:MET:HB3	1.44	0.95
1:N:23:SER:HA	1:N:25:TYR:CZ	2.01	0.95
3:P:102:TYR:H	3:P:118:PRO:HG3	1.30	0.95
5:R:5:ALA:HB1	6:S:10:ALA:HB2	1.47	0.95
3:P:101:VAL:HB	3:P:118:PRO:CG	1.95	0.95
2:B:34:ASN:ND2	2:B:35:ASP:H	1.64	0.95
3:P:172:PHE:O	3:P:231:LEU:HB3	1.66	0.95
2:O:32:TRP:N	2:O:33:PRO:HD2	1.80	0.95
2:O:51:ILE:HD12	2:O:51:ILE:H	1.32	0.95
1:A:33:PHE:CE1	5:E:18:ILE:HD13	2.01	0.94
3:C:171:VAL:CG1	3:C:234:ASN:HB2	1.97	0.94
3:P:102:TYR:N	3:P:118:PRO:HG3	1.81	0.94
3:C:102:TYR:H	3:C:118:PRO:HG3	1.26	0.94
1:A:36:LEU:H	1:A:36:LEU:HD22	1.30	0.94
3:P:273:ILE:HG21	7:T:22:GLN:HB3	1.48	0.94
1:A:114:ARG:NH1	1:A:114:ARG:H	1.65	0.94
1:N:123:ILE:H	1:N:123:ILE:HD12	1.30	0.94
2:B:32:TRP:N	2:B:33:PRO:HD2	1.81	0.94
2:O:38:TYR:HB2	3:P:276:LYS:HD3	1.47	0.94
6:F:27:LEU:HD11	8:H:15:TRP:HE1	1.30	0.94
6:S:28:LEU:HA	6:S:31:GLN:HE21	1.32	0.94
4:Q:67:SER:HA	4:Q:70:LEU:HD21	1.50	0.94
6:S:8:TYR:O	6:S:12:LEU:HB2	1.67	0.94
3:C:101:VAL:HB	3:C:118:PRO:CG	1.97	0.93
1:A:114:ARG:HH11	1:A:114:ARG:N	1.66	0.93
5:R:2:ILE:HA	6:S:6:MET:HB3	1.51	0.93
7:T:21:TYR:HA	7:T:24:TYR:CD1	2.04	0.93
1:A:123:ILE:H	1:A:123:ILE:HD12	1.31	0.93
2:O:125:ARG:HH11	2:O:126:ARG:H	1.02	0.93
4:D:110:HIS:HB2	4:D:144:ALA:HA	1.49	0.93

Continued on next page...

Continued from previous page...

Atom-1	Atom-2	Interatomic distance (Å)	Clash overlap (Å)
3:C:146:LYS:HG2	3:C:248:VAL:HG22	1.51	0.92
12:O:1309:BNT:HAM2	3:P:148:ALA:N	1.83	0.92
11:O:1306:OPC:HAL2	11:O:1306:OPC:HAT2	1.48	0.92
1:N:211:ILE:HD13	1:N:212:SER:H	1.35	0.92
3:C:31:PRO:HB2	3:C:53:PRO:HG3	1.50	0.92
1:A:191:LEU:H	1:A:191:LEU:HD12	1.31	0.92
1:A:47:GLN:OE1	1:A:86:HIS:HA	1.69	0.92
1:A:142:GLN:HE21	2:B:68:PRO:HB2	1.34	0.92
2:B:150:PRO:CB	2:B:153:LYS:HB2	1.98	0.92
2:O:43:VAL:HG22	7:T:23:GLN:OE1	1.70	0.92
7:G:6:LEU:H	7:G:6:LEU:HD22	1.35	0.92
4:Q:110:HIS:HB2	4:Q:144:ALA:HA	1.51	0.92
11:N:1305:OPC:HAT1	11:N:1305:OPC:HAX1	1.51	0.92
1:A:39:ILE:HD12	2:B:47:THR:HG21	1.51	0.91
1:A:158:ILE:HG23	1:A:159:PRO:HD2	1.52	0.91
1:N:158:ILE:HG22	1:N:161:VAL:HG23	1.50	0.91
6:S:27:LEU:HD11	8:U:15:TRP:HE1	1.35	0.91
1:A:33:PHE:HE1	5:E:18:ILE:HD13	1.32	0.91
2:O:42:VAL:HG13	3:P:269:GLN:HB2	1.51	0.91
3:P:146:LYS:HG2	3:P:248:VAL:HG22	1.53	0.91
1:N:77:SER:OG	4:Q:41:TYR:HA	1.69	0.90
4:D:81:VAL:HG12	4:D:82:GLN:H	1.36	0.90
2:B:50:CYS:O	2:B:54:LEU:HG	1.71	0.90
6:F:8:TYR:O	6:F:12:LEU:HB2	1.70	0.90
1:N:47:GLN:OE1	1:N:86:HIS:HA	1.70	0.90
1:A:140:TRP:CZ3	2:B:67:ASN:HA	2.06	0.90
3:P:40:VAL:HG13	3:P:247:ILE:HD11	1.51	0.90
1:A:113:PRO:HA	1:N:16:ALA:CB	2.00	0.89
4:D:38:LEU:O	4:D:41:TYR:HB3	1.72	0.89
7:G:21:TYR:HA	7:G:24:TYR:CD1	2.07	0.89
1:N:140:TRP:HE1	1:N:180:LEU:HD13	1.37	0.89
1:A:214:PRO:HG3	5:E:29:ILE:HD13	1.53	0.89
7:T:21:TYR:HA	7:T:24:TYR:CE1	2.06	0.89
1:A:14:ILE:HD12	1:A:15:GLN:N	1.88	0.89
2:B:65:PRO:HB3	2:B:68:PRO:HB3	1.54	0.88
4:Q:81:VAL:HG12	4:Q:82:GLN:H	1.37	0.88
4:D:51:GLY:HA2	4:D:54:THR:HB	1.55	0.88
1:A:62:VAL:HG23	1:A:63:THR:H	1.37	0.88
1:N:119:ILE:HG23	2:O:109:ILE:HD11	1.55	0.88
11:O:1306:OPC:HAP2	11:O:1306:OPC:HAT2	1.56	0.88
5:R:7:PHE:HA	5:R:10:VAL:HG12	1.56	0.88

Continued on next page...

Continued from previous page...

Atom-1	Atom-2	Interatomic distance (Å)	Clash overlap (Å)
3:C:188:ASP:H	3:C:193:VAL:HG22	1.36	0.88
2:B:42:VAL:CG2	3:C:272:LEU:HB3	2.03	0.88
3:P:274:LEU:O	3:P:278:GLN:HB2	1.74	0.88
3:P:31:PRO:HB2	3:P:53:PRO:HG3	1.54	0.88
3:C:40:VAL:HG13	3:C:247:ILE:HD11	1.54	0.88
1:A:47:GLN:HE22	1:A:89:SER:HB3	1.38	0.88
2:O:89:ARG:HG3	2:O:90:SER:N	1.87	0.88
5:R:11:PHE:HA	5:R:14:LEU:HD23	1.56	0.88
3:P:101:VAL:HG23	3:P:103:PHE:CE2	2.08	0.88
8:H:4:LEU:C	8:H:6:TRP:H	1.78	0.87
1:N:167:ASP:HA	1:N:170:ARG:NE	1.88	0.87
3:C:149:ILE:HB	3:C:245:THR:HG23	1.57	0.87
3:P:233:ASN:HD22	3:P:234:ASN:H	1.23	0.87
4:Q:149:ALA:HB2	4:Q:178:TRP:CZ2	2.09	0.87
3:P:199:ILE:HG22	3:P:200:GLN:H	1.38	0.87
2:O:75:ILE:HG22	2:O:76:LEU:H	1.39	0.87
1:A:21:VAL:HG12	1:A:22:THR:H	1.40	0.87
2:B:32:TRP:O	2:B:32:TRP:HE3	1.56	0.87
7:G:21:TYR:HA	7:G:24:TYR:CE1	2.10	0.87
2:B:89:ARG:HG3	2:B:90:SER:N	1.90	0.87
2:O:124:PHE:HE1	5:R:26:ILE:HG21	1.37	0.87
1:N:32:ILE:HG22	1:N:33:PHE:N	1.90	0.87
11:N:1305:OPC:HBI1	11:N:1305:OPC:HAP1	1.54	0.86
1:N:32:ILE:CG2	1:N:33:PHE:H	1.88	0.86
7:T:20:ALA:HB1	7:T:24:TYR:OH	1.75	0.86
2:O:32:TRP:HE3	2:O:32:TRP:O	1.56	0.86
8:U:4:LEU:C	8:U:6:TRP:H	1.78	0.86
6:F:28:LEU:HA	6:F:31:GLN:HE21	1.38	0.86
1:N:31:ASN:HB3	1:N:34:TYR:HE2	1.38	0.86
5:E:7:PHE:HA	5:E:10:VAL:HG12	1.54	0.86
2:B:62:VAL:HG23	2:B:63:GLY:H	1.39	0.86
1:N:47:GLN:HE22	1:N:89:SER:HB3	1.39	0.86
4:Q:154:THR:HB	4:Q:161:VAL:CG2	2.06	0.86
3:P:101:VAL:HB	3:P:118:PRO:HG3	1.57	0.86
1:N:195:ILE:O	1:N:199:MET:HG3	1.76	0.86
4:D:67:SER:HA	4:D:70:LEU:HD21	1.55	0.85
6:F:27:LEU:CD1	8:H:15:TRP:HE1	1.88	0.85
3:P:171:VAL:CG1	3:P:234:ASN:HB2	2.06	0.85
3:P:272:LEU:HD21	4:Q:24:PHE:CE1	2.10	0.85
7:G:20:ALA:HB1	7:G:24:TYR:OH	1.75	0.85
5:R:2:ILE:HG23	5:R:3:LEU:H	1.42	0.85

Continued on next page...

Continued from previous page...

Atom-1	Atom-2	Interatomic distance (Å)	Clash overlap (Å)
3:C:176:ALA:HB3	3:C:199:ILE:HG21	1.57	0.85
3:P:271:MET:HB3	4:Q:23:ALA:CA	2.03	0.85
4:Q:93:VAL:HA	4:Q:99:ILE:HG22	1.56	0.85
2:O:38:TYR:HB2	3:P:276:LYS:CD	2.07	0.85
5:R:9:ILE:HG21	6:S:10:ALA:O	1.77	0.85
5:E:11:PHE:HA	5:E:14:LEU:HD23	1.59	0.84
1:N:69:VAL:HA	1:N:72:ILE:HD13	1.59	0.84
5:E:2:ILE:HG23	5:E:3:LEU:H	1.41	0.84
1:N:14:ILE:HB	1:N:17:LEU:HD11	1.58	0.84
1:A:53:ALA:HA	4:D:42:PHE:HZ	1.42	0.84
3:P:101:VAL:HG23	3:P:103:PHE:HE2	1.42	0.84
7:G:28:ASN:HD21	7:G:30:LEU:HD22	1.42	0.84
1:N:62:VAL:HG13	1:N:177:GLN:OE1	1.77	0.84
3:C:101:VAL:HG23	3:C:103:PHE:CE2	2.11	0.84
2:B:125:ARG:O	2:B:127:PRO:HD3	1.76	0.84
3:C:274:LEU:O	3:C:278:GLN:HB2	1.77	0.84
2:O:122:ASN:C	2:O:124:PHE:H	1.78	0.84
3:C:233:ASN:HD22	3:C:234:ASN:H	1.20	0.84
3:C:101:VAL:HG23	3:C:103:PHE:HE2	1.41	0.84
1:A:39:ILE:HG23	2:B:47:THR:HG21	1.60	0.84
2:O:31:ALA:HB1	7:T:30:LEU:HB2	1.59	0.84
2:O:81:LEU:HD23	2:O:84:VAL:HG23	1.60	0.84
4:Q:105:ASN:O	4:Q:148:LEU:HD22	1.77	0.84
4:D:125:LYS:HA	4:D:131:SER:O	1.77	0.84
1:A:195:ILE:O	1:A:199:MET:HG3	1.78	0.84
1:N:112:LYS:H	1:N:113:PRO:CD	1.90	0.84
3:P:188:ASP:H	3:P:193:VAL:HG22	1.43	0.84
4:D:60:LEU:HB2	4:D:62:ASN:ND2	1.92	0.84
3:P:176:ALA:HB3	3:P:199:ILE:HG21	1.56	0.83
1:N:101:VAL:HG11	13:O:1201:CLA:HMA2	1.60	0.83
2:B:125:ARG:NH1	2:B:125:ARG:HA	1.93	0.83
2:O:34:ASN:HD22	2:O:35:ASP:H	1.27	0.83
1:A:213:GLY:HA2	5:E:30:LYS:HZ1	1.43	0.83
2:O:124:PHE:O	2:O:125:ARG:HB2	1.77	0.83
1:A:114:ARG:O	1:A:116:LEU:N	2.11	0.83
1:A:202:HIS:O	1:A:206:ILE:HG13	1.77	0.83
3:P:55:ASP:OD1	3:P:57:LYS:HD2	1.79	0.83
1:A:140:TRP:O	2:B:68:PRO:HG3	1.79	0.83
4:D:35:LEU:H	4:D:37:PRO:HD2	1.43	0.83
4:D:118:ASN:OD1	4:D:121:GLU:HG2	1.77	0.83
6:S:27:LEU:CD1	8:U:15:TRP:HE1	1.92	0.83

Continued on next page...

Continued from previous page...

Atom-1	Atom-2	Interatomic distance (Å)	Clash overlap (Å)
1:N:83:ARG:NH1	2:O:60:ALA:HB1	1.94	0.83
2:B:75:ILE:O	2:B:77:PRO:HD3	1.78	0.83
2:O:64:GLU:CG	2:O:65:PRO:HD3	2.09	0.83
3:C:199:ILE:HG22	3:C:200:GLN:H	1.44	0.83
4:D:73:HIS:CB	4:D:93:VAL:HG21	2.09	0.83
2:B:123:PRO:HB2	2:B:129:ALA:HB3	1.60	0.83
1:A:52:PHE:O	1:A:55:THR:HG23	1.78	0.83
3:C:164:GLY:O	3:C:165:GLU:HG3	1.78	0.83
11:B:305:OPC:HBA1	11:C:306:OPC:HBX2	1.60	0.82
7:G:26:ARG:N	7:G:27:PRO:HD2	1.93	0.82
4:Q:35:LEU:H	4:Q:37:PRO:HD2	1.44	0.82
1:A:29:HIS:HB3	1:A:211:ILE:HD12	1.58	0.82
3:P:164:GLY:O	3:P:165:GLU:HG3	1.79	0.82
3:C:55:ASP:O	3:C:58:LEU:HD13	1.79	0.82
7:G:5:VAL:HG13	7:G:8:LEU:HB3	1.60	0.82
3:C:101:VAL:HB	3:C:118:PRO:HG3	1.61	0.82
4:Q:129:HIS:HB2	14:Q:201:FES:S1	2.19	0.82
1:N:112:LYS:N	1:N:113:PRO:HD2	1.94	0.82
1:N:52:PHE:O	1:N:55:THR:HG23	1.79	0.82
3:P:98:VAL:HB	3:P:128:VAL:HG21	1.60	0.82
2:O:79:TRP:HB2	2:O:80:TYR:CE2	2.15	0.81
2:O:124:PHE:CE1	5:R:26:ILE:HG21	2.15	0.81
2:O:125:ARG:NH1	2:O:126:ARG:H	1.77	0.81
2:O:129:ALA:O	2:O:132:ILE:HG13	1.80	0.81
2:O:53:ALA:O	2:O:57:LEU:HB2	1.80	0.81
2:B:75:ILE:O	2:B:75:ILE:HG22	1.78	0.81
11:O:1306:OPC:HAP2	11:O:1306:OPC:CAL	2.09	0.81
1:N:28:PRO:HD2	2:O:33:PRO:HD3	1.62	0.81
7:T:9:VAL:HG23	7:T:10:PHE:H	1.43	0.81
4:D:149:ALA:HB2	4:D:178:TRP:CZ2	2.14	0.81
1:A:53:ALA:HA	4:D:42:PHE:CZ	2.16	0.81
3:C:233:ASN:ND2	3:C:234:ASN:H	1.77	0.81
1:A:155:PRO:HG2	1:A:166:SER:HB3	1.61	0.81
4:D:36:TYR:N	4:D:37:PRO:HD2	1.94	0.81
2:O:91:LEU:CD2	2:O:96:LEU:HD12	2.11	0.81
4:Q:38:LEU:O	4:Q:41:TYR:HB3	1.81	0.81
4:Q:36:TYR:N	4:Q:37:PRO:HD2	1.94	0.81
7:G:9:VAL:HG23	7:G:10:PHE:H	1.45	0.81
2:B:39:VAL:HA	2:B:42:VAL:HG23	1.62	0.81
2:O:125:ARG:CZ	2:O:125:ARG:HB3	2.07	0.81
6:S:28:LEU:HA	6:S:31:GLN:NE2	1.96	0.81

Continued on next page...

Continued from previous page...

Atom-1	Atom-2	Interatomic distance (Å)	Clash overlap (Å)
3:C:10:PRO:HA	3:C:106:TYR:HE2	1.46	0.81
1:A:114:ARG:C	1:A:116:LEU:H	1.83	0.81
4:Q:118:ASN:OD1	4:Q:121:GLU:HG2	1.80	0.81
7:T:5:VAL:HG13	7:T:8:LEU:HB3	1.63	0.81
2:B:135:PHE:C	2:B:137:THR:H	1.82	0.81
2:B:79:TRP:CH2	5:E:1:MET:HA	2.15	0.81
1:N:66:TYR:CG	2:O:65:PRO:HG2	2.16	0.81
3:C:86:PRO:HD3	3:C:132:LEU:HD22	1.63	0.81
1:N:202:HIS:O	1:N:206:ILE:HG13	1.81	0.80
1:N:72:ILE:O	1:N:76:VAL:HG12	1.80	0.80
3:C:188:ASP:HB3	3:C:192:ASN:C	2.02	0.80
1:A:89:SER:HB2	2:B:51:ILE:HG21	1.63	0.80
2:B:51:ILE:H	2:B:51:ILE:HD12	1.46	0.80
1:N:31:ASN:HB3	1:N:34:TYR:CE2	2.15	0.80
2:O:105:PRO:HG2	2:O:106:LEU:H	1.46	0.80
3:P:149:ILE:HB	3:P:245:THR:HG23	1.61	0.80
1:N:30:VAL:O	1:N:30:VAL:HG12	1.81	0.80
1:A:113:PRO:HG2	1:A:114:ARG:HD3	1.63	0.80
2:B:61:MET:HG3	3:C:146:LYS:O	1.82	0.80
5:R:15:PHE:HB3	5:R:19:ALA:HB3	1.63	0.80
3:C:176:ALA:HB1	3:C:201:THR:OG1	1.80	0.80
3:P:91:PRO:O	3:P:92:GLU:HG2	1.81	0.80
7:T:16:LEU:HD22	7:T:16:LEU:O	1.82	0.80
4:Q:113:CYS:HG	4:Q:128:CYS:HG	0.82	0.80
2:O:32:TRP:H	2:O:33:PRO:HD2	1.47	0.80
2:O:117:VAL:HG13	2:O:118:ASN:N	1.96	0.80
1:N:14:ILE:HB	1:N:17:LEU:CD1	2.11	0.80
1:A:142:GLN:HE21	2:B:68:PRO:CB	1.95	0.80
2:O:122:ASN:HD22	5:R:27:LYS:N	1.79	0.80
3:C:55:ASP:OD1	3:C:57:LYS:HD2	1.82	0.80
7:T:6:LEU:H	7:T:6:LEU:HD22	1.46	0.80
3:P:188:ASP:HB3	3:P:192:ASN:C	2.01	0.80
3:P:55:ASP:O	3:P:58:LEU:HD13	1.82	0.79
4:Q:115:VAL:HG13	4:Q:126:CYS:HA	1.63	0.79
2:B:105:PRO:HG2	2:B:106:LEU:H	1.45	0.79
12:B:309:BNT:HAM2	3:C:148:ALA:N	1.98	0.79
3:C:98:VAL:HB	3:C:128:VAL:HG21	1.64	0.79
2:B:72:PRO:HG2	2:B:75:ILE:HG13	1.64	0.79
4:D:56:ALA:HB1	4:D:81:VAL:HG11	1.64	0.79
3:P:101:VAL:HB	3:P:118:PRO:CB	2.11	0.79
3:P:196:GLN:HE22	3:P:210:THR:CB	1.95	0.79

Continued on next page...

Continued from previous page...

Atom-1	Atom-2	Interatomic distance (Å)	Clash overlap (Å)
2:B:84:VAL:HG13	13:B:201:CLA:OBD	1.82	0.79
1:N:17:LEU:HG	1:N:20:ASP:HB2	1.63	0.79
4:Q:139:VAL:HG21	4:Q:144:ALA:O	1.83	0.79
3:P:180:ILE:HD11	3:P:182:LYS:O	1.82	0.79
2:O:135:PHE:C	2:O:137:THR:H	1.80	0.79
1:N:155:PRO:HG2	1:N:166:SER:HB3	1.65	0.79
4:D:63:ASN:H	4:D:63:ASN:ND2	1.81	0.79
3:C:10:PRO:HA	3:C:106:TYR:CE2	2.18	0.78
3:C:91:PRO:O	3:C:92:GLU:HG2	1.83	0.78
1:A:209:GLN:CD	2:B:28:GLY:O	2.21	0.78
2:O:32:TRP:H	2:O:33:PRO:CD	1.95	0.78
2:B:34:ASN:HD22	2:B:35:ASP:H	1.31	0.78
3:C:91:PRO:O	3:C:95:LYS:HG2	1.82	0.78
4:Q:70:LEU:CD1	4:Q:71:GLU:H	1.97	0.78
4:Q:111:LEU:HB3	14:Q:201:FES:S2	2.23	0.78
4:D:19:MET:SD	4:D:20:ASN:N	2.57	0.78
3:P:176:ALA:HB1	3:P:201:THR:OG1	1.82	0.78
3:C:180:ILE:HD11	3:C:182:LYS:O	1.82	0.78
3:C:101:VAL:HB	3:C:118:PRO:CB	2.14	0.78
2:B:79:TRP:HZ3	5:E:1:MET:HA	1.43	0.78
1:N:27:PRO:HA	2:O:33:PRO:HD3	1.64	0.78
1:A:69:VAL:HA	1:A:72:ILE:HD13	1.65	0.78
1:A:77:SER:HB2	4:D:41:TYR:HA	1.66	0.78
3:C:171:VAL:HG13	3:C:234:ASN:CB	2.08	0.78
3:P:79:PRO:HG2	3:P:82:PHE:CD1	2.19	0.78
11:B:305:OPC:OAI	11:B:305:OPC:HAV	1.84	0.78
6:S:27:LEU:HD13	6:S:27:LEU:N	1.99	0.78
2:B:18:LEU:N	2:B:31:ALA:HB2	1.98	0.78
2:B:129:ALA:O	2:B:132:ILE:HG13	1.81	0.78
5:E:15:PHE:HB3	5:E:19:ALA:HB3	1.66	0.78
2:B:117:VAL:HG23	2:B:118:ASN:N	1.99	0.78
11:B:305:OPC:HAS2	11:B:305:OPC:CAO	2.13	0.77
3:C:275:LYS:NZ	11:C:306:OPC:HBG3	1.98	0.77
5:E:9:ILE:HG21	6:F:10:ALA:O	1.84	0.77
1:N:209:GLN:NE2	2:O:28:GLY:N	2.31	0.77
5:R:11:PHE:CA	5:R:14:LEU:HD23	2.13	0.77
1:A:156:GLU:O	1:A:163:VAL:HG22	1.84	0.77
4:D:115:VAL:HG13	4:D:126:CYS:HA	1.63	0.77
3:C:60:GLN:OE1	3:C:156:GLY:HA2	1.84	0.77
3:C:78:LEU:HD21	3:C:131:VAL:HG21	1.66	0.77
1:A:47:GLN:NE2	1:A:90:ALA:N	2.31	0.77

Continued on next page...

Continued from previous page...

Atom-1	Atom-2	Interatomic distance (Å)	Clash overlap (Å)
4:Q:56:ALA:HB1	4:Q:81:VAL:HG11	1.66	0.77
3:C:192:ASN:O	3:C:193:VAL:HG23	1.84	0.77
3:C:267:LEU:O	3:C:270:LEU:HB3	1.84	0.77
2:B:79:TRP:CH2	5:E:1:MET:SD	2.78	0.77
2:O:89:ARG:CG	2:O:90:SER:H	1.96	0.77
4:D:154:THR:HB	4:D:161:VAL:CG2	2.14	0.77
4:Q:94:GLU:CD	4:Q:100:ARG:HG2	2.05	0.77
1:N:15:GLN:N	1:N:15:GLN:NE2	2.33	0.77
1:A:141:ASP:HA	2:B:65:PRO:HG2	1.65	0.77
1:A:41:LEU:HD23	1:A:42:THR:N	2.00	0.77
3:P:267:LEU:O	3:P:270:LEU:HB3	1.84	0.77
8:H:18:ALA:O	8:H:21:VAL:HG22	1.84	0.77
6:S:28:LEU:C	6:S:30:ILE:H	1.87	0.77
4:D:50:VAL:HG21	4:D:164:PRO:HG2	1.67	0.77
1:A:29:HIS:CD2	1:A:211:ILE:HB	2.20	0.76
5:E:9:ILE:O	5:E:12:ILE:HG22	1.85	0.76
2:O:40:PHE:HA	2:O:43:VAL:HG23	1.66	0.76
7:T:18:TYR:HA	7:T:21:TYR:CD2	2.20	0.76
8:U:18:ALA:O	8:U:21:VAL:HG22	1.85	0.76
1:A:28:PRO:CG	2:B:32:TRP:HB3	2.15	0.76
6:F:26:LEU:HD23	6:F:26:LEU:O	1.85	0.76
1:N:20:ASP:O	1:N:21:VAL:HG13	1.82	0.76
4:D:93:VAL:HA	4:D:99:ILE:HG22	1.66	0.76
2:B:108:LEU:O	2:B:111:VAL:HG23	1.85	0.76
1:N:63:THR:C	1:N:65:ALA:H	1.84	0.76
2:B:91:LEU:CD2	2:B:96:LEU:HD12	2.14	0.76
3:P:154:ASN:O	3:P:155:ARG:HB3	1.86	0.76
1:A:121:GLY:O	1:A:124:LEU:HB2	1.85	0.76
6:F:26:LEU:HD22	8:H:15:TRP:HZ2	1.51	0.76
3:P:233:ASN:ND2	3:P:234:ASN:H	1.82	0.76
4:D:51:GLY:CA	4:D:54:THR:HB	2.15	0.76
8:U:1:ILE:HG23	8:U:2:ASP:H	1.50	0.76
4:D:70:LEU:CD1	4:D:71:GLU:H	1.97	0.76
2:O:38:TYR:CD1	3:P:276:LYS:NZ	2.51	0.76
2:O:32:TRP:N	2:O:33:PRO:CD	2.48	0.76
2:B:32:TRP:N	2:B:33:PRO:CD	2.48	0.76
1:N:123:ILE:CD1	1:N:123:ILE:H	1.99	0.76
6:S:26:LEU:HD22	8:U:15:TRP:HZ2	1.50	0.76
1:N:135:GLY:HA2	1:N:138:LEU:CD1	2.16	0.76
7:G:16:LEU:O	7:G:16:LEU:HD22	1.85	0.76
3:P:63:ALA:HA	3:P:157:ARG:NH1	2.01	0.76

Continued on next page...

Continued from previous page...

Atom-1	Atom-2	Interatomic distance (Å)	Clash overlap (Å)
3:C:205:LYS:HZ3	3:C:207:VAL:HG12	1.51	0.76
3:C:196:GLN:HE22	3:C:210:THR:CB	1.97	0.76
1:N:121:GLY:O	1:N:124:LEU:HB2	1.86	0.75
4:D:139:VAL:HG21	4:D:144:ALA:O	1.85	0.75
1:A:52:PHE:HB2	1:N:189:PHE:CE2	2.21	0.75
11:N:1305:OPC:HBZ1	11:N:1305:OPC:HAY2	1.68	0.75
2:O:91:LEU:HD22	2:O:96:LEU:HD12	1.68	0.75
5:E:18:ILE:HA	5:E:22:ILE:CG2	2.14	0.75
11:B:305:OPC:HBT1	11:C:306:OPC:HBR	1.68	0.75
1:N:63:THR:O	1:N:65:ALA:N	2.18	0.75
1:N:28:PRO:HD2	2:O:33:PRO:CD	2.17	0.75
3:C:280:GLU:C	3:C:282:VAL:H	1.89	0.75
7:G:18:TYR:HA	7:G:21:TYR:CD2	2.21	0.75
4:D:40:LYS:O	4:D:43:ILE:HB	1.87	0.75
3:P:171:VAL:HG13	3:P:234:ASN:CB	2.12	0.75
2:B:112:PRO:O	2:B:116:ASN:HB2	1.87	0.75
2:B:39:VAL:HA	2:B:42:VAL:CG2	2.17	0.75
3:P:10:PRO:HA	3:P:106:TYR:CE2	2.22	0.75
2:B:122:ASN:HB2	2:B:123:PRO:HD2	1.68	0.75
1:N:185:SER:O	1:N:189:PHE:HB3	1.87	0.75
3:P:86:PRO:HD3	3:P:132:LEU:HD22	1.69	0.75
3:C:249:LEU:H	3:C:249:LEU:HD12	1.52	0.75
5:E:22:ILE:CG2	5:E:23:ILE:N	2.50	0.74
3:C:188:ASP:OD2	3:C:192:ASN:HB3	1.87	0.74
3:C:79:PRO:HG2	3:C:82:PHE:CD1	2.22	0.74
1:A:138:LEU:N	1:A:139:PRO:HD2	2.01	0.74
2:O:39:VAL:HA	2:O:42:VAL:HG23	1.67	0.74
4:Q:125:LYS:HA	4:Q:131:SER:O	1.86	0.74
3:P:78:LEU:HD21	3:P:131:VAL:HG21	1.67	0.74
6:F:28:LEU:C	6:F:30:ILE:H	1.90	0.74
2:O:81:LEU:O	2:O:85:PHE:HB2	1.88	0.74
3:P:60:GLN:OE1	3:P:156:GLY:HA2	1.86	0.74
3:C:219:VAL:HG12	3:C:220:SER:H	1.52	0.74
3:P:271:MET:HA	3:P:274:LEU:HD12	1.68	0.74
1:A:158:ILE:O	1:A:163:VAL:HG23	1.87	0.74
3:P:219:VAL:HG12	3:P:220:SER:H	1.52	0.74
2:O:29:GLU:N	2:O:30:PRO:HD3	2.01	0.74
4:D:50:VAL:HB	4:D:84:LEU:HD13	1.67	0.74
1:A:111:LYS:CB	1:A:114:ARG:HH22	2.00	0.74
7:G:8:LEU:O	7:G:8:LEU:HD23	1.88	0.74
11:O:1306:OPC:HBX2	11:O:1306:OPC:HBT2	1.67	0.74

Continued on next page...

Continued from previous page...

Atom-1	Atom-2	Interatomic distance (Å)	Clash overlap (Å)
2:O:51:ILE:HD12	2:O:51:ILE:N	2.03	0.74
2:B:79:TRP:O	2:B:80:TYR:CD1	2.41	0.74
2:B:91:LEU:HD22	2:B:96:LEU:HD12	1.67	0.74
1:N:47:GLN:NE2	1:N:90:ALA:N	2.36	0.74
4:Q:19:MET:SD	4:Q:20:ASN:N	2.61	0.74
5:R:9:ILE:O	5:R:12:ILE:HG22	1.87	0.74
1:A:102:PHE:O	1:A:106:LEU:HB2	1.88	0.74
2:B:133:PHE:CE2	2:B:137:THR:HG21	2.23	0.74
2:B:57:LEU:HD13	7:G:10:PHE:CD2	2.23	0.74
1:N:41:LEU:HD23	1:N:42:THR:N	2.02	0.74
5:E:10:VAL:O	5:E:11:PHE:HB3	1.87	0.73
6:F:28:LEU:HA	6:F:31:GLN:NE2	2.01	0.73
1:N:15:GLN:C	1:N:15:GLN:HE21	1.91	0.73
3:P:280:GLU:C	3:P:282:VAL:H	1.90	0.73
3:P:2:PRO:HB3	3:P:115:LEU:HD22	1.70	0.73
1:A:111:LYS:HB3	1:A:114:ARG:HH22	1.53	0.73
1:A:147:ALA:HB2	2:B:75:ILE:HG23	1.69	0.73
3:C:2:PRO:HB3	3:C:115:LEU:HD22	1.68	0.73
2:B:57:LEU:HD11	7:G:10:PHE:HA	1.68	0.73
6:S:8:TYR:HA	6:S:11:LEU:HD11	1.70	0.73
4:Q:22:LEU:HD23	4:Q:23:ALA:N	2.03	0.73
1:N:87:ARG:HD2	2:O:61:MET:CE	2.14	0.73
3:P:10:PRO:HA	3:P:106:TYR:HE2	1.52	0.73
1:A:28:PRO:HG3	2:B:32:TRP:HB3	1.70	0.73
1:A:135:GLY:HA2	1:A:138:LEU:CD1	2.18	0.73
2:O:93:ASN:OD1	2:O:94:LYS:N	2.18	0.73
1:A:114:ARG:HG3	1:A:208:LYS:CD	2.19	0.73
5:E:5:ALA:HB1	6:F:10:ALA:CB	2.19	0.73
6:F:8:TYR:HA	6:F:11:LEU:HD11	1.68	0.73
3:P:70:LEU:HD11	3:P:122:GLU:HB2	1.71	0.73
3:P:231:LEU:HD13	3:P:233:ASN:N	2.02	0.73
4:D:73:HIS:HB3	4:D:93:VAL:HG21	1.71	0.73
3:C:185:LYS:CD	3:C:195:TYR:HB3	2.19	0.73
3:P:176:ALA:CB	3:P:199:ILE:HG21	2.19	0.73
4:Q:73:HIS:CB	4:Q:93:VAL:HG21	2.18	0.73
2:B:89:ARG:CG	2:B:90:SER:H	2.01	0.73
5:E:11:PHE:CA	5:E:14:LEU:HD23	2.19	0.73
11:N:1305:OPC:CAX	11:N:1305:OPC:HAT1	2.18	0.73
3:P:282:VAL:O	3:P:285:ALA:HB3	1.89	0.73
2:B:122:ASN:HD21	2:B:124:PHE:HB3	1.51	0.72
1:N:21:VAL:HG23	1:N:22:THR:H	1.53	0.72

Continued on next page...

Continued from previous page...

Atom-1	Atom-2	Interatomic distance (Å)	Clash overlap (Å)
1:N:29:HIS:NE2	1:N:31:ASN:ND2	2.35	0.72
1:N:45:LEU:HB2	11:N:1305:OPC:OBH	1.89	0.72
3:C:185:LYS:HD2	3:C:195:TYR:CD2	2.24	0.72
4:Q:171:ARG:HB2	4:Q:171:ARG:HH11	1.53	0.72
1:A:103:ARG:HH11	1:A:103:ARG:HG3	1.53	0.72
1:N:15:GLN:C	1:N:17:LEU:H	1.92	0.72
2:O:39:VAL:HA	2:O:42:VAL:CG2	2.18	0.72
4:Q:60:LEU:HB2	4:Q:62:ASN:HD22	1.48	0.72
3:C:154:ASN:O	3:C:155:ARG:HB3	1.88	0.72
3:C:63:ALA:HA	3:C:157:ARG:NH1	2.03	0.72
1:A:21:VAL:O	1:A:23:SER:N	2.21	0.72
1:N:149:LYS:O	1:N:149:LYS:HD3	1.89	0.72
2:B:62:VAL:HG23	2:B:63:GLY:N	2.04	0.72
7:G:5:VAL:O	7:G:5:VAL:HG12	1.89	0.72
3:P:215:PRO:HB3	3:P:235:PRO:HD3	1.72	0.72
3:C:23:ALA:C	3:C:25:CYS:H	1.93	0.72
2:O:52:VAL:O	2:O:56:VAL:HG22	1.88	0.72
4:D:22:LEU:HD23	4:D:23:ALA:N	2.04	0.72
4:D:105:ASN:O	4:D:148:LEU:HD22	1.90	0.72
4:D:88:PRO:HB3	2:O:69:PHE:HD2	1.55	0.72
2:B:93:ASN:OD1	2:B:94:LYS:N	2.22	0.72
2:O:119:LYS:O	2:O:123:PRO:HB3	1.89	0.72
5:R:10:VAL:O	5:R:10:VAL:HG13	1.90	0.72
3:P:249:LEU:H	3:P:249:LEU:HD12	1.53	0.72
4:Q:51:GLY:O	4:Q:54:THR:HG22	1.88	0.72
1:A:148:VAL:HA	1:A:151:VAL:CG2	2.18	0.72
2:O:74:GLU:O	2:O:75:ILE:O	2.06	0.72
3:C:185:LYS:HD2	3:C:195:TYR:HB3	1.71	0.72
1:A:114:ARG:HH11	1:A:114:ARG:H	0.84	0.72
1:A:123:ILE:CD1	1:A:123:ILE:H	2.01	0.72
3:C:282:VAL:O	3:C:285:ALA:HB3	1.90	0.72
3:C:70:LEU:HD11	3:C:122:GLU:HB2	1.72	0.72
3:C:170:ASN:O	3:C:235:PRO:HD2	1.89	0.72
1:N:196:ALA:O	1:N:200:LEU:HD23	1.89	0.72
2:O:108:LEU:O	2:O:111:VAL:HG23	1.88	0.72
7:T:8:LEU:HD23	7:T:8:LEU:O	1.88	0.72
4:D:104:ILE:HD12	4:D:104:ILE:O	1.90	0.72
1:A:99:LEU:N	1:A:99:LEU:HD23	2.05	0.72
5:E:10:VAL:HG13	5:E:10:VAL:O	1.89	0.72
1:N:19:ASP:O	1:N:21:VAL:N	2.22	0.72
2:B:65:PRO:HB3	2:B:68:PRO:CB	2.19	0.72

Continued on next page...

Continued from previous page...

Atom-1	Atom-2	Interatomic distance (Å)	Clash overlap (Å)
2:B:65:PRO:C	2:B:68:PRO:HD3	2.10	0.72
11:O:1306:OPC:HCB3	11:O:1306:OPC:HBB2	1.70	0.72
2:B:18:LEU:N	2:B:31:ALA:CB	2.53	0.72
3:C:271:MET:HG3	3:C:274:LEU:HD12	1.70	0.72
1:N:58:TYR:HD2	1:N:184:TYR:HE1	1.38	0.72
4:D:94:GLU:CD	4:D:100:ARG:HG2	2.10	0.72
2:O:106:LEU:O	2:O:109:ILE:HG22	1.90	0.71
4:Q:67:SER:HA	4:Q:70:LEU:CD2	2.20	0.71
3:P:9:TYR:C	3:P:11:PRO:HD2	2.10	0.71
3:P:185:LYS:HD2	3:P:195:TYR:HB3	1.69	0.71
11:C:306:OPC:CAP	11:C:306:OPC:HAL2	2.20	0.71
1:A:158:ILE:CG2	1:A:159:PRO:HD2	2.20	0.71
3:C:233:ASN:ND2	3:C:234:ASN:N	2.38	0.71
3:P:34:VAL:CG1	3:P:151:LEU:HD13	2.21	0.71
1:A:25:TYR:O	1:A:26:VAL:HG22	1.91	0.71
2:B:122:ASN:HD22	2:B:124:PHE:HB3	1.52	0.71
1:A:171:GLY:HA3	1:A:178:ALA:HB1	1.71	0.71
2:O:133:PHE:CE2	2:O:137:THR:HG21	2.25	0.71
1:N:208:LYS:HG2	2:O:27:TYR:CZ	2.25	0.71
3:C:231:LEU:HD13	3:C:233:ASN:N	2.04	0.71
1:A:21:VAL:HG12	1:A:22:THR:N	2.04	0.71
4:D:88:PRO:HB3	2:O:69:PHE:CD2	2.26	0.71
2:B:74:GLU:O	2:B:75:ILE:HB	1.90	0.71
3:C:271:MET:HA	3:C:274:LEU:HD12	1.72	0.71
7:G:26:ARG:HD3	7:G:27:PRO:CD	2.15	0.71
4:Q:21:LEU:O	4:Q:25:GLY:HA3	1.90	0.71
5:R:10:VAL:O	5:R:11:PHE:HB3	1.89	0.71
3:C:34:VAL:CG1	3:C:151:LEU:HD13	2.20	0.71
3:P:271:MET:HG3	3:P:274:LEU:HD12	1.72	0.71
3:P:188:ASP:OD2	3:P:192:ASN:HB3	1.89	0.71
5:E:7:PHE:HA	5:E:10:VAL:CG1	2.20	0.71
1:N:111:LYS:HB3	1:N:113:PRO:HD2	1.72	0.71
1:N:127:ILE:HD13	1:N:194:LEU:HB2	1.71	0.71
3:C:233:ASN:HD22	3:C:234:ASN:N	1.89	0.71
3:P:192:ASN:O	3:P:193:VAL:HG23	1.90	0.71
3:P:91:PRO:O	3:P:95:LYS:HG2	1.90	0.71
1:N:16:ALA:O	1:N:17:LEU:O	2.08	0.71
3:C:159:GLN:HG3	3:C:169:ASN:O	1.90	0.71
1:A:149:LYS:HD3	1:A:149:LYS:O	1.88	0.71
3:C:282:VAL:HG23	3:C:283:GLN:H	1.55	0.71
6:F:27:LEU:HD11	8:H:15:TRP:NE1	2.06	0.71

Continued on next page...

Continued from previous page...

Atom-1	Atom-2	Interatomic distance (Å)	Clash overlap (Å)
1:A:185:SER:O	1:A:189:PHE:HB3	1.91	0.70
6:S:26:LEU:HD23	6:S:26:LEU:O	1.90	0.70
8:H:4:LEU:C	8:H:6:TRP:N	2.44	0.70
3:P:83:LYS:NZ	3:P:132:LEU:O	2.24	0.70
11:C:306:OPC:HAP1	11:C:306:OPC:OBJ	1.91	0.70
5:R:15:PHE:HB3	5:R:19:ALA:CB	2.21	0.70
4:D:154:THR:HG22	4:D:155:VAL:N	2.04	0.70
4:D:84:LEU:O	4:D:85:LYS:HB2	1.90	0.70
1:N:123:ILE:N	1:N:123:ILE:HD12	2.05	0.70
2:O:38:TYR:HB2	3:P:276:LYS:CE	2.21	0.70
3:P:25:CYS:HA	3:P:160:ILE:HD12	1.73	0.70
8:U:4:LEU:C	8:U:6:TRP:N	2.43	0.70
3:C:9:TYR:C	3:C:11:PRO:HD2	2.11	0.70
6:F:23:LEU:O	6:F:27:LEU:HD13	1.90	0.70
1:A:176:GLY:O	1:A:177:GLN:C	2.30	0.70
1:N:80:TRP:CZ3	1:N:81:LEU:HD23	2.27	0.70
2:B:43:VAL:HA	7:G:23:GLN:OE1	1.91	0.70
1:A:52:PHE:O	1:A:54:MET:N	2.25	0.70
6:F:27:LEU:HD13	6:F:27:LEU:N	2.05	0.70
1:N:15:GLN:O	1:N:17:LEU:N	2.20	0.70
5:R:24:PHE:C	5:R:26:ILE:H	1.93	0.70
6:S:26:LEU:HD22	8:U:15:TRP:CZ2	2.27	0.70
2:O:62:VAL:HG22	12:O:1309:BNT:CAM	2.21	0.70
4:Q:154:THR:HB	4:Q:161:VAL:HG23	1.72	0.70
3:C:25:CYS:HA	3:C:160:ILE:HD12	1.74	0.70
3:P:185:LYS:CD	3:P:195:TYR:HB3	2.21	0.70
6:F:16:LEU:HD13	6:F:19:VAL:HG21	1.73	0.70
3:C:266:MET:HA	3:C:269:GLN:NE2	2.07	0.70
1:A:47:GLN:HE22	1:A:89:SER:CB	2.04	0.70
5:R:22:ILE:CG2	5:R:23:ILE:N	2.54	0.70
3:P:169:ASN:ND2	3:P:237:VAL:H	1.90	0.70
4:D:50:VAL:C	4:D:84:LEU:HD21	2.12	0.70
7:T:5:VAL:HG12	7:T:5:VAL:O	1.91	0.70
4:Q:65:LYS:O	4:Q:68:LYS:HG2	1.91	0.70
1:N:47:GLN:CB	9:N:301:HEM:HBB2	2.22	0.70
2:O:104:VAL:N	2:O:105:PRO:HD2	2.07	0.70
2:O:122:ASN:ND2	5:R:27:LYS:N	2.40	0.70
2:B:124:PHE:CZ	5:E:27:LYS:HB2	2.27	0.70
5:E:5:ALA:O	6:F:10:ALA:HA	1.92	0.70
1:N:56:PHE:O	1:N:57:TYR:HD2	1.75	0.70
1:N:85:ILE:HA	2:O:51:ILE:HG22	1.73	0.70

Continued on next page...

Continued from previous page...

Atom-1	Atom-2	Interatomic distance (Å)	Clash overlap (Å)
2:O:104:VAL:H	2:O:105:PRO:HD2	1.56	0.69
2:B:32:TRP:O	2:B:32:TRP:CE3	2.44	0.69
7:G:20:ALA:CB	7:G:24:TYR:OH	2.40	0.69
1:A:142:GLN:N	2:B:65:PRO:HG2	2.06	0.69
1:N:188:THR:C	1:N:192:PRO:HG3	2.12	0.69
4:Q:27:VAL:C	4:Q:29:GLY:H	1.96	0.69
3:C:28:ALA:HB1	3:C:238:GLY:O	1.91	0.69
2:O:57:LEU:HD21	7:T:9:VAL:O	1.91	0.69
5:E:22:ILE:HG22	5:E:23:ILE:H	1.58	0.69
2:O:117:VAL:CG1	2:O:118:ASN:H	2.00	0.69
4:Q:116:PRO:HD2	4:Q:127:PRO:HD3	1.74	0.69
8:H:22:TRP:NE1	8:H:26:GLY:HA3	2.06	0.69
1:N:139:PRO:HG3	9:N:301:HEM:O1A	1.92	0.69
2:O:42:VAL:HG13	3:P:269:GLN:CB	2.20	0.69
7:T:28:ASN:OD1	7:T:30:LEU:HD21	1.92	0.69
2:B:125:ARG:CA	2:B:125:ARG:HH11	1.98	0.69
1:N:15:GLN:N	1:N:15:GLN:CD	2.43	0.69
7:G:8:LEU:O	7:G:12:THR:HG23	1.92	0.69
4:Q:18:PHE:O	4:Q:21:LEU:HG	1.92	0.69
3:P:233:ASN:HD22	3:P:234:ASN:N	1.91	0.69
4:Q:126:CYS:SG	4:Q:127:PRO:HD2	2.32	0.69
3:P:89:ARG:HH11	3:P:89:ARG:HG3	1.57	0.69
2:B:106:LEU:O	2:B:109:ILE:HG22	1.92	0.69
1:A:152:SER:HB2	1:A:170:ARG:HD2	1.74	0.69
2:O:51:ILE:CD1	2:O:51:ILE:H	2.05	0.69
6:S:23:LEU:O	6:S:27:LEU:HD13	1.91	0.69
1:A:160:VAL:HG12	1:A:161:VAL:H	1.58	0.69
2:B:49:ALA:O	2:B:52:VAL:HB	1.93	0.69
8:U:1:ILE:HG23	8:U:2:ASP:N	2.08	0.69
5:E:24:PHE:C	5:E:26:ILE:H	1.96	0.69
1:A:158:ILE:CG2	1:A:162:GLY:HA3	2.23	0.69
1:A:188:THR:C	1:A:192:PRO:HG3	2.13	0.69
1:N:105:TYR:HH	2:O:129:ALA:HB1	1.56	0.69
5:R:9:ILE:HG13	6:S:14:PHE:HB2	1.73	0.69
6:S:27:LEU:HD23	7:T:25:LYS:HD2	1.73	0.69
1:A:60:PRO:C	1:A:180:LEU:HD21	2.12	0.69
12:O:1309:BNT:HAM2	3:P:148:ALA:H	1.56	0.69
4:D:53:GLY:CA	4:D:57:LYS:HD3	2.20	0.69
7:T:10:PHE:O	7:T:12:THR:N	2.26	0.69
3:P:179:THR:HB	3:P:225:VAL:HG22	1.74	0.69
11:B:305:OPC:HAG2	11:B:305:OPC:HBX1	1.74	0.69

Continued on next page...

Continued from previous page...

Atom-1	Atom-2	Interatomic distance (Å)	Clash overlap (Å)
1:N:211:ILE:CD1	1:N:212:SER:H	2.06	0.69
4:D:59:LYS:HB2	4:D:59:LYS:NZ	2.08	0.69
5:E:15:PHE:HB3	5:E:19:ALA:CB	2.23	0.69
1:A:155:PRO:HG2	1:A:166:SER:CB	2.22	0.69
1:A:66:TYR:CB	1:A:140:TRP:HE3	2.06	0.69
1:N:103:ARG:HG3	1:N:103:ARG:HH11	1.56	0.69
3:P:263:CYS:O	3:P:267:LEU:HD13	1.93	0.69
3:C:84:ILE:HD12	3:C:130:PRO:O	1.93	0.69
5:R:11:PHE:O	5:R:14:LEU:HB2	1.91	0.68
5:R:13:ALA:HA	6:S:14:PHE:HE1	1.58	0.68
3:C:36:VAL:HB	3:C:37:PRO:HD2	1.75	0.68
3:C:45:VAL:HG13	3:C:85:ALA:HB2	1.75	0.68
3:C:219:VAL:HG12	3:C:220:SER:N	2.08	0.68
3:C:263:CYS:O	3:C:267:LEU:HD13	1.93	0.68
1:N:104:VAL:HG12	1:N:105:TYR:N	2.07	0.68
3:P:188:ASP:N	3:P:193:VAL:HA	2.08	0.68
3:P:23:ALA:C	3:P:25:CYS:H	1.94	0.68
1:A:214:PRO:HD3	5:E:29:ILE:HG21	1.76	0.68
5:E:16:PHE:HE2	15:E:101:BCR:H373	1.56	0.68
5:R:5:ALA:HB1	6:S:10:ALA:CB	2.20	0.68
1:N:118:TRP:CZ3	2:O:109:ILE:HA	2.29	0.68
2:O:42:VAL:CG2	3:P:272:LEU:HB3	2.23	0.68
4:D:67:SER:HA	4:D:70:LEU:CD2	2.23	0.68
3:C:241:GLY:O	3:C:242:GLN:HB2	1.93	0.68
1:A:61:THR:HG21	1:A:64:GLU:OE1	1.91	0.68
11:C:306:OPC:OBH	11:C:306:OPC:HAP2	1.94	0.68
5:E:13:ALA:HA	6:F:14:PHE:HE1	1.59	0.68
1:N:139:PRO:HG2	1:N:141:ASP:OD1	1.94	0.68
2:O:40:PHE:HA	2:O:43:VAL:CG2	2.23	0.68
4:Q:104:ILE:O	4:Q:104:ILE:HD12	1.94	0.68
1:A:33:PHE:HB3	1:A:103:ARG:HG2	1.76	0.68
7:T:20:ALA:CB	7:T:24:TYR:OH	2.41	0.68
3:C:176:ALA:CB	3:C:199:ILE:HG21	2.22	0.68
2:B:123:PRO:HB2	2:B:129:ALA:CB	2.23	0.68
5:E:5:ALA:CB	6:F:10:ALA:HB2	2.22	0.68
1:N:111:LYS:NZ	1:N:112:LYS:HG3	2.09	0.68
1:N:52:PHE:O	1:N:54:MET:N	2.27	0.68
3:P:282:VAL:HG23	3:P:283:GLN:H	1.57	0.68
4:D:154:THR:HB	4:D:161:VAL:HG23	1.76	0.68
3:P:185:LYS:HD2	3:P:195:TYR:CD2	2.29	0.68
6:S:8:TYR:CD2	6:S:9:ALA:N	2.62	0.68

Continued on next page...

Continued from previous page...

Atom-1	Atom-2	Interatomic distance (Å)	Clash overlap (Å)
1:A:104:VAL:HG12	1:A:105:TYR:N	2.06	0.68
11:N:1305:OPC:HBN2	11:N:1305:OPC:CBR	2.24	0.68
2:O:81:LEU:O	2:O:85:PHE:CB	2.42	0.68
4:Q:67:SER:O	4:Q:70:LEU:HD11	1.94	0.68
4:Q:40:LYS:O	4:Q:43:ILE:HB	1.94	0.68
3:C:89:ARG:HH11	3:C:89:ARG:HG3	1.58	0.68
1:N:111:LYS:HE2	2:O:118:ASN:O	1.93	0.68
1:N:167:ASP:CA	1:N:170:ARG:HE	1.97	0.68
1:N:51:GLY:HA2	1:N:54:MET:HE3	1.73	0.68
6:S:16:LEU:HD13	6:S:19:VAL:HG21	1.75	0.68
7:T:8:LEU:O	7:T:12:THR:HG23	1.94	0.68
3:P:82:PHE:HA	3:P:83:LYS:HZ2	1.59	0.68
4:D:63:ASN:HD22	4:D:63:ASN:N	1.92	0.68
2:B:18:LEU:HD12	2:B:18:LEU:O	1.94	0.67
2:B:38:TYR:HB2	3:C:276:LYS:NZ	2.08	0.67
2:B:133:PHE:O	2:B:135:PHE:N	2.26	0.67
2:B:132:ILE:HA	2:B:135:PHE:HD2	1.59	0.67
5:E:9:ILE:HG13	6:F:14:PHE:HB2	1.76	0.67
1:A:127:ILE:HD13	1:A:194:LEU:HB2	1.75	0.67
1:A:141:ASP:CA	2:B:65:PRO:HG2	2.23	0.67
2:O:40:PHE:CA	2:O:43:VAL:HG23	2.24	0.67
5:R:18:ILE:HA	5:R:22:ILE:CG2	2.18	0.67
3:C:154:ASN:OD1	3:C:155:ARG:N	2.26	0.67
4:D:18:PHE:O	4:D:21:LEU:HG	1.95	0.67
1:N:188:THR:O	1:N:192:PRO:HG3	1.94	0.67
4:D:53:GLY:HA2	4:D:57:LYS:CD	2.22	0.67
5:E:26:ILE:HG23	5:E:30:LYS:HE2	1.76	0.67
1:N:159:PRO:C	1:N:161:VAL:H	1.97	0.67
1:N:165:ILE:CG2	1:N:166:SER:N	2.57	0.67
2:B:77:PRO:O	2:B:78:GLU:O	2.12	0.67
1:A:77:SER:O	1:A:78:PHE:HB2	1.94	0.67
1:A:140:TRP:CH2	2:B:67:ASN:HA	2.29	0.67
3:C:78:LEU:HG	3:C:79:PRO:HD2	1.76	0.67
6:F:26:LEU:HD22	8:H:15:TRP:CZ2	2.29	0.67
1:N:170:ARG:HA	1:N:179:THR:HA	1.75	0.67
5:R:7:PHE:HA	5:R:10:VAL:CG1	2.24	0.67
2:O:32:TRP:O	2:O:32:TRP:CE3	2.44	0.67
7:T:10:PHE:C	7:T:12:THR:N	2.47	0.67
2:B:75:ILE:O	2:B:77:PRO:CD	2.42	0.67
7:G:16:LEU:O	7:G:16:LEU:HD13	1.95	0.67
7:T:26:ARG:N	7:T:27:PRO:HD3	2.08	0.67

Continued on next page...

Continued from previous page...

Atom-1	Atom-2	Interatomic distance (Å)	Clash overlap (Å)
1:A:165:ILE:CG2	1:A:166:SER:N	2.57	0.67
1:N:111:LYS:HZ2	1:N:112:LYS:HG3	1.60	0.67
1:N:162:GLY:HA2	1:N:165:ILE:HG21	1.76	0.67
2:O:132:ILE:HA	2:O:135:PHE:HD2	1.59	0.67
2:O:38:TYR:CB	3:P:276:LYS:HD3	2.25	0.67
3:P:233:ASN:ND2	3:P:234:ASN:N	2.43	0.67
4:Q:154:THR:HG22	4:Q:155:VAL:N	2.06	0.67
2:B:40:PHE:HA	2:B:43:VAL:HG23	1.75	0.67
7:G:16:LEU:HD13	7:G:16:LEU:C	2.15	0.67
1:N:114:ARG:HG3	1:N:117:THR:CG2	2.24	0.67
1:N:99:LEU:N	1:N:99:LEU:HD23	2.09	0.67
2:O:105:PRO:HG3	13:O:1201:CLA:H112	1.77	0.67
2:O:78:GLU:HB3	2:O:80:TYR:CE1	2.29	0.67
7:T:17:PHE:HB3	7:T:21:TYR:CE1	2.29	0.67
2:B:150:PRO:HB2	2:B:153:LYS:O	1.94	0.67
8:U:3:VAL:O	8:U:6:TRP:HB2	1.95	0.67
3:P:45:VAL:HG13	3:P:85:ALA:HB2	1.76	0.67
3:P:91:PRO:O	3:P:95:LYS:HE2	1.94	0.67
1:A:114:ARG:HG3	1:A:208:LYS:HD2	1.74	0.67
5:R:16:PHE:HE2	15:R:1101:BCR:H373	1.58	0.67
1:N:25:TYR:O	1:N:26:VAL:HG22	1.95	0.67
8:H:1:ILE:HG23	8:H:2:ASP:H	1.60	0.67
1:N:80:TRP:HZ3	2:O:56:VAL:HG12	1.59	0.67
3:P:6:GLN:O	3:P:10:PRO:HB3	1.95	0.67
1:N:101:VAL:CG1	13:O:1201:CLA:HMA2	2.25	0.66
1:N:85:ILE:HG23	2:O:51:ILE:HG21	1.78	0.66
8:H:3:VAL:O	8:H:6:TRP:HB2	1.94	0.66
4:Q:92:VAL:HG12	4:Q:93:VAL:H	1.59	0.66
5:E:22:ILE:HG22	5:E:23:ILE:N	2.10	0.66
11:N:1305:OPC:HBU1	11:O:1306:OPC:HBE2	1.76	0.66
11:B:305:OPC:HAV	11:B:305:OPC:CAG	2.25	0.66
1:N:17:LEU:HA	1:N:20:ASP:OD1	1.95	0.66
1:N:158:ILE:HG23	1:N:159:PRO:HD2	1.78	0.66
2:O:118:ASN:OD1	2:O:123:PRO:HA	1.96	0.66
5:R:5:ALA:O	6:S:10:ALA:HA	1.94	0.66
6:S:27:LEU:HD11	8:U:15:TRP:NE1	2.09	0.66
3:P:148:ALA:HB1	3:P:150:HIS:NE2	2.10	0.66
4:D:116:PRO:HD2	4:D:127:PRO:HD3	1.77	0.66
8:H:7:VAL:HG12	8:H:11:VAL:HG21	1.76	0.66
4:Q:63:ASN:ND2	4:Q:63:ASN:H	1.91	0.66
1:A:121:GLY:HA2	1:A:124:LEU:HD12	1.76	0.66

Continued on next page...

Continued from previous page...

Atom-1	Atom-2	Interatomic distance (Å)	Clash overlap (Å)
2:B:79:TRP:O	2:B:80:TYR:HD1	1.79	0.66
2:B:56:VAL:O	2:B:59:PRO:HD3	1.95	0.66
4:D:50:VAL:HG21	4:D:164:PRO:CG	2.25	0.66
4:D:22:LEU:HD23	4:D:23:ALA:H	1.61	0.66
1:A:189:PHE:CE2	1:N:52:PHE:HB2	2.31	0.66
1:N:114:ARG:HG3	1:N:117:THR:HG23	1.77	0.66
3:C:179:THR:HB	3:C:225:VAL:HG22	1.77	0.66
2:B:102:ALA:C	2:B:105:PRO:HD2	2.15	0.66
3:C:271:MET:HA	3:C:274:LEU:CG	2.26	0.66
5:R:9:ILE:HB	6:S:10:ALA:HB1	1.77	0.66
4:D:60:LEU:HB2	4:D:62:ASN:HD22	1.60	0.66
4:Q:149:ALA:HB2	4:Q:178:TRP:CH2	2.31	0.66
5:R:9:ILE:HG21	6:S:10:ALA:C	2.16	0.66
7:T:16:LEU:C	7:T:16:LEU:HD13	2.16	0.66
3:C:27:LEU:O	3:C:27:LEU:HD12	1.96	0.66
2:O:123:PRO:HG2	2:O:124:PHE:CE2	2.30	0.66
3:P:52:ILE:HG23	3:P:155:ARG:NH2	2.11	0.66
4:Q:90:TYR:HB2	4:Q:104:ILE:CD1	2.26	0.66
1:A:213:GLY:HA2	5:E:30:LYS:NZ	2.10	0.66
3:C:273:ILE:HG21	7:G:22:GLN:HB3	1.78	0.66
7:G:17:PHE:HB3	7:G:21:TYR:CE1	2.31	0.66
1:A:41:LEU:O	1:A:44:PHE:HB3	1.96	0.66
2:O:46:GLY:HA3	7:T:19:ALA:CB	2.26	0.66
3:P:154:ASN:OD1	3:P:155:ARG:N	2.27	0.66
3:P:241:GLY:O	3:P:242:GLN:HB2	1.96	0.66
2:B:77:PRO:O	2:B:78:GLU:C	2.33	0.66
1:N:41:LEU:O	1:N:44:PHE:HB3	1.96	0.66
2:O:133:PHE:O	2:O:135:PHE:N	2.22	0.66
4:Q:94:GLU:OE1	4:Q:100:ARG:NE	2.28	0.66
4:Q:171:ARG:HB2	4:Q:171:ARG:NH1	2.10	0.66
3:P:78:LEU:HG	3:P:79:PRO:HD2	1.78	0.65
5:E:3:LEU:HD12	5:E:6:VAL:HB	1.79	0.65
1:A:32:ILE:HD11	7:G:26:ARG:NE	2.11	0.65
2:O:135:PHE:C	2:O:137:THR:N	2.50	0.65
7:T:16:LEU:C	7:T:18:TYR:H	2.00	0.65
3:P:28:ALA:HB1	3:P:238:GLY:O	1.95	0.65
1:N:146:TRP:HZ2	2:O:69:PHE:HA	1.61	0.65
8:U:22:TRP:NE1	8:U:26:GLY:HA3	2.12	0.65
1:A:36:LEU:HA	1:A:39:ILE:HB	1.78	0.65
1:A:188:THR:O	1:A:192:PRO:HG3	1.96	0.65
1:N:33:PHE:CE1	1:N:34:TYR:HE1	2.15	0.65

Continued on next page...

Continued from previous page...

Atom-1	Atom-2	Interatomic distance (Å)	Clash overlap (Å)
4:D:51:GLY:C	4:D:54:THR:HB	2.17	0.65
4:Q:145:PRO:O	4:Q:146:LEU:HB2	1.97	0.65
4:D:21:LEU:O	4:D:25:GLY:HA3	1.95	0.65
4:D:27:VAL:C	4:D:29:GLY:H	1.99	0.65
3:P:219:VAL:HG12	3:P:220:SER:N	2.10	0.65
2:B:104:VAL:N	2:B:105:PRO:HD2	2.10	0.65
2:B:55:SER:O	2:B:58:ASP:C	2.35	0.65
1:N:141:ASP:HB2	1:N:144:GLY:H	1.61	0.65
1:N:159:PRO:O	1:N:161:VAL:N	2.29	0.65
2:O:102:ALA:C	2:O:105:PRO:HD2	2.15	0.65
2:O:41:PRO:HG2	3:P:272:LEU:HD13	1.78	0.65
2:B:149:LEU:HB3	2:B:150:PRO:CD	2.26	0.65
3:C:154:ASN:CG	3:C:155:ARG:H	1.98	0.65
3:C:159:GLN:OE1	3:C:159:GLN:N	2.29	0.65
8:H:7:VAL:CG1	8:H:11:VAL:HG21	2.26	0.65
4:Q:36:TYR:N	4:Q:37:PRO:CD	2.58	0.65
3:P:78:LEU:HD23	3:P:82:PHE:HB3	1.77	0.65
4:D:23:ALA:O	4:D:27:VAL:HG23	1.97	0.65
3:P:84:ILE:HD12	3:P:130:PRO:O	1.97	0.65
2:B:98:VAL:O	2:B:101:MET:HG2	1.97	0.65
1:N:142:GLN:HG2	2:O:64:GLU:CD	2.16	0.65
3:C:82:PHE:HA	3:C:83:LYS:HZ2	1.59	0.65
2:B:144:GLY:O	2:B:145:ILE:HD13	1.97	0.65
2:B:42:VAL:HG22	3:C:272:LEU:CB	2.24	0.65
6:F:4:GLU:HG3	6:F:5:GLU:OE1	1.97	0.65
1:A:46:ILE:O	1:A:50:THR:HG23	1.97	0.65
2:B:64:GLU:HG2	12:B:309:BNT:BRAI	2.52	0.65
1:N:119:ILE:O	1:N:122:VAL:HB	1.96	0.65
1:N:155:PRO:HG2	1:N:166:SER:CB	2.26	0.65
1:N:167:ASP:C	1:N:169:LEU:H	1.99	0.65
3:P:278:GLN:O	3:P:279:VAL:HG23	1.95	0.65
1:N:52:PHE:HA	9:N:301:HEM:HAC	1.77	0.65
1:N:47:GLN:HE22	1:N:89:SER:CB	2.08	0.65
5:R:17:GLY:O	5:R:18:ILE:HG23	1.97	0.65
2:O:24:HIS:O	2:O:24:HIS:ND1	2.26	0.65
1:A:104:VAL:O	1:A:107:THR:N	2.22	0.65
2:B:91:LEU:O	2:B:91:LEU:HD12	1.97	0.65
1:A:214:PRO:CG	5:E:29:ILE:HD13	2.27	0.65
7:G:10:PHE:C	7:G:12:THR:H	2.00	0.65
1:N:165:ILE:O	1:N:168:LEU:HG	1.96	0.65
1:A:28:PRO:HD2	2:B:33:PRO:CD	2.25	0.65

Continued on next page...

Continued from previous page...

Atom-1	Atom-2	Interatomic distance (Å)	Clash overlap (Å)
7:G:21:TYR:CD1	7:G:21:TYR:N	2.62	0.65
1:N:125:ALA:O	1:N:129:VAL:HG23	1.96	0.65
2:O:75:ILE:O	2:O:76:LEU:HB2	1.95	0.65
7:T:10:PHE:C	7:T:12:THR:H	1.97	0.65
4:D:149:ALA:HB2	4:D:178:TRP:CH2	2.31	0.65
4:D:65:LYS:O	4:D:68:LYS:HG2	1.96	0.65
2:O:31:ALA:HB3	7:T:30:LEU:C	2.18	0.65
8:H:9:LEU:HB3	8:H:13:PHE:CE1	2.32	0.65
3:P:91:PRO:HB2	3:P:95:LYS:HE3	1.79	0.65
6:F:35:LYS:O	6:F:36:GLU:HG2	1.97	0.65
1:N:141:ASP:O	1:N:145:TYR:N	2.27	0.64
7:T:26:ARG:H	7:T:27:PRO:HD3	1.62	0.64
3:P:157:ARG:HB2	3:P:169:ASN:HB2	1.78	0.64
3:P:26:HIS:CG	3:P:154:ASN:HD21	2.15	0.64
3:C:52:ILE:HG23	3:C:155:ARG:NH2	2.12	0.64
4:D:94:GLU:OE1	4:D:100:ARG:NE	2.30	0.64
3:C:139:ASP:HB3	3:C:142:ILE:HD12	1.79	0.64
2:B:40:PHE:N	2:B:41:PRO:HD2	2.12	0.64
2:B:79:TRP:HH2	5:E:1:MET:SD	2.19	0.64
7:G:10:PHE:C	7:G:12:THR:N	2.47	0.64
2:O:122:ASN:OD1	2:O:124:PHE:HB2	1.96	0.64
2:O:64:GLU:N	2:O:65:PRO:HD2	2.11	0.64
3:C:188:ASP:N	3:C:193:VAL:HA	2.12	0.64
7:G:29:GLU:HG3	7:G:30:LEU:H	1.62	0.64
1:A:58:TYR:HD2	1:A:184:TYR:HE1	1.44	0.64
1:N:209:GLN:HE22	2:O:28:GLY:H	1.44	0.64
2:O:131:THR:O	2:O:135:PHE:HB3	1.96	0.64
3:P:154:ASN:CG	3:P:155:ARG:H	2.00	0.64
3:P:54:TYR:HB2	3:P:58:LEU:HD22	1.79	0.64
3:C:185:LYS:HD2	3:C:195:TYR:HD2	1.62	0.64
3:P:1:TYR:O	3:P:4:TRP:HB2	1.98	0.64
5:E:15:PHE:C	5:E:17:GLY:H	1.99	0.64
1:A:51:GLY:HA2	1:A:54:MET:HE3	1.79	0.64
2:B:61:MET:HE2	12:B:309:BNT:HAM3	1.80	0.64
4:Q:23:ALA:O	4:Q:27:VAL:HG23	1.98	0.64
3:P:277:LYS:CE	7:T:27:PRO:HD2	2.28	0.64
4:D:108:CYS:HB2	4:D:115:VAL:HG23	1.79	0.64
1:N:211:ILE:HG23	1:N:212:SER:N	2.12	0.64
3:C:91:PRO:O	3:C:95:LYS:HE2	1.98	0.64
1:A:123:ILE:HD12	1:A:123:ILE:N	2.07	0.64
5:R:22:ILE:HG22	5:R:23:ILE:H	1.62	0.64

Continued on next page...

Continued from previous page...

Atom-1	Atom-2	Interatomic distance (Å)	Clash overlap (Å)
7:T:16:LEU:O	7:T:16:LEU:HD13	1.98	0.64
1:A:15:GLN:O	1:A:17:LEU:HD12	1.98	0.64
3:C:278:GLN:O	3:C:279:VAL:HG23	1.97	0.64
7:G:24:TYR:O	7:G:26:ARG:HG3	1.97	0.64
1:N:121:GLY:HA2	1:N:124:LEU:HD12	1.79	0.64
3:P:159:GLN:HG3	3:P:169:ASN:O	1.97	0.64
4:Q:84:LEU:O	4:Q:85:LYS:HB2	1.97	0.64
1:A:106:LEU:CG	5:E:18:ILE:HD12	2.15	0.64
3:P:36:VAL:HB	3:P:37:PRO:HD2	1.78	0.64
4:D:36:TYR:N	4:D:37:PRO:CD	2.59	0.64
1:N:137:SER:HB2	1:N:144:GLY:O	1.98	0.64
2:O:112:PRO:O	2:O:116:ASN:HB2	1.98	0.64
2:O:130:THR:O	2:O:133:PHE:HB3	1.98	0.64
5:R:26:ILE:HG23	5:R:30:LYS:HE2	1.80	0.64
6:F:16:LEU:HA	6:F:19:VAL:CG2	2.27	0.64
5:R:5:ALA:CB	6:S:10:ALA:HB2	2.24	0.64
3:C:172:PHE:HB2	3:C:211:ILE:HG13	1.79	0.64
3:P:187:GLU:HA	3:P:193:VAL:HG13	1.80	0.64
1:N:28:PRO:HD2	2:O:33:PRO:N	2.12	0.64
3:C:103:PHE:HB3	3:C:114:LEU:HD22	1.79	0.64
3:P:205:LYS:HZ3	3:P:207:VAL:HG12	1.63	0.64
3:C:6:GLN:O	3:C:10:PRO:HB3	1.97	0.64
4:Q:175:LYS:HD3	4:Q:176:PRO:CD	2.28	0.64
3:C:61:VAL:HG23	3:C:62:ALA:H	1.63	0.64
2:B:131:THR:O	2:B:135:PHE:HB3	1.98	0.64
6:F:27:LEU:HD23	7:G:25:LYS:HD2	1.80	0.64
7:T:21:TYR:N	7:T:21:TYR:CD1	2.62	0.64
4:Q:118:ASN:ND2	4:Q:120:ALA:H	1.95	0.64
4:D:90:TYR:HB2	4:D:104:ILE:CD1	2.27	0.64
7:G:5:VAL:O	7:G:9:VAL:HG13	1.99	0.63
7:T:8:LEU:HA	7:T:11:ALA:HB3	1.80	0.63
2:B:117:VAL:HG23	2:B:118:ASN:H	1.62	0.63
2:B:117:VAL:CG2	2:B:118:ASN:N	2.61	0.63
3:P:281:LYS:HA	3:P:284:ALA:HB3	1.80	0.63
3:P:110:GLN:OE1	3:P:113:VAL:HG21	1.97	0.63
3:C:148:ALA:HB1	3:C:150:HIS:NE2	2.13	0.63
1:N:111:LYS:NZ	1:N:112:LYS:HE3	2.13	0.63
1:N:38:GLY:N	16:N:1306:HOH:O	2.29	0.63
1:A:49:ALA:O	1:A:50:THR:C	2.37	0.63
5:R:27:LYS:O	5:R:27:LYS:HD3	1.98	0.63
2:B:135:PHE:C	2:B:137:THR:N	2.52	0.63

Continued on next page...

Continued from previous page...

Atom-1	Atom-2	Interatomic distance (Å)	Clash overlap (Å)
5:E:27:LYS:HD3	5:E:27:LYS:O	1.99	0.63
5:E:9:ILE:HG21	6:F:10:ALA:C	2.19	0.63
1:A:148:VAL:HG12	1:A:148:VAL:O	1.97	0.63
1:N:71:TYR:HD2	1:N:71:TYR:O	1.80	0.63
4:Q:22:LEU:HD23	4:Q:23:ALA:H	1.62	0.63
4:Q:53:GLY:HA2	4:Q:57:LYS:CD	2.23	0.63
1:A:102:PHE:CE1	5:E:15:PHE:HZ	2.17	0.63
5:E:22:ILE:O	5:E:24:PHE:N	2.31	0.63
5:E:9:ILE:HB	6:F:10:ALA:HB1	1.80	0.63
2:O:39:VAL:H	2:O:41:PRO:HD2	1.64	0.63
1:N:95:LEU:HD11	5:R:7:PHE:HB2	1.81	0.63
6:S:27:LEU:N	6:S:27:LEU:CD1	2.62	0.63
4:D:88:PRO:HG3	4:D:114:VAL:HG22	1.80	0.63
2:O:68:PRO:HG2	2:O:69:PHE:H	1.64	0.63
1:A:80:TRP:CZ3	1:A:81:LEU:HD23	2.34	0.63
2:O:39:VAL:O	2:O:42:VAL:HB	1.98	0.63
2:O:91:LEU:HD21	2:O:96:LEU:HD12	1.79	0.63
3:C:182:LYS:HG2	3:C:198:SER:HB3	1.79	0.63
4:D:63:ASN:HD22	4:D:63:ASN:H	1.42	0.63
1:A:117:THR:HG22	1:A:205:MET:CB	2.29	0.63
5:E:17:GLY:O	5:E:18:ILE:HG23	1.99	0.63
15:E:101:BCR:HC21	7:G:23:GLN:HE22	1.64	0.63
2:O:98:VAL:O	2:O:101:MET:HG2	1.97	0.63
3:C:83:LYS:NZ	3:C:132:LEU:O	2.31	0.63
4:D:63:ASN:N	4:D:63:ASN:ND2	2.46	0.63
4:D:165:TRP:O	4:D:166:THR:HG23	1.99	0.63
1:N:97:MET:O	1:N:100:HIS:HB3	1.99	0.63
1:N:95:LEU:HD11	5:R:7:PHE:CB	2.29	0.63
2:O:82:TYR:HB2	2:O:83:PRO:CD	2.29	0.63
1:N:190:VAL:C	1:N:192:PRO:HD2	2.19	0.63
2:O:41:PRO:O	2:O:45:MET:HE2	1.98	0.63
3:P:271:MET:HA	3:P:274:LEU:CD1	2.29	0.63
2:B:149:LEU:HD11	6:F:2:MET:HB2	1.80	0.63
3:C:26:HIS:CG	3:C:154:ASN:HD21	2.17	0.63
8:H:4:LEU:O	8:H:6:TRP:N	2.31	0.63
7:G:16:LEU:C	7:G:18:TYR:H	2.02	0.62
1:A:66:TYR:HB2	1:A:140:TRP:HE3	1.62	0.62
7:G:10:PHE:O	7:G:12:THR:N	2.31	0.62
7:G:8:LEU:HA	7:G:11:ALA:HB3	1.81	0.62
3:P:28:ALA:HB3	3:P:240:PHE:N	2.14	0.62
4:D:57:LYS:HG2	4:D:62:ASN:O	1.99	0.62

Continued on next page...

Continued from previous page...

Atom-1	Atom-2	Interatomic distance (Å)	Clash overlap (Å)
1:N:27:PRO:CA	2:O:33:PRO:HD3	2.28	0.62
3:C:157:ARG:HB2	3:C:169:ASN:HB2	1.80	0.62
6:S:16:LEU:HA	6:S:19:VAL:CG2	2.29	0.62
6:S:14:PHE:O	6:S:17:ILE:HG12	2.00	0.62
4:Q:108:CYS:HB2	4:Q:113:CYS:O	1.98	0.62
3:P:182:LYS:HG2	3:P:198:SER:HB3	1.81	0.62
3:P:34:VAL:O	3:P:34:VAL:HG23	1.99	0.62
4:Q:80:LEU:HB2	4:Q:90:TYR:HA	1.80	0.62
3:P:104:GLN:NE2	3:P:104:GLN:H	1.97	0.62
1:A:29:HIS:HD2	1:A:211:ILE:HB	1.65	0.62
5:E:6:VAL:O	5:E:6:VAL:HG12	1.98	0.62
6:F:14:PHE:O	6:F:17:ILE:HG12	1.99	0.62
1:A:165:ILE:O	1:A:168:LEU:HG	2.00	0.62
1:A:183:TYR:O	1:A:186:ALA:HB3	1.98	0.62
1:A:196:ALA:O	1:A:200:LEU:HD23	1.99	0.62
5:R:22:ILE:HG22	5:R:23:ILE:N	2.14	0.62
4:D:129:HIS:HB2	14:D:201:FES:S1	2.39	0.62
4:D:145:PRO:O	4:D:146:LEU:HB2	1.98	0.62
2:O:22:MET:O	2:O:24:HIS:N	2.32	0.62
1:N:117:THR:HG22	1:N:205:MET:CB	2.30	0.62
2:O:40:PHE:N	2:O:41:PRO:HD2	2.14	0.62
5:R:6:VAL:HG12	5:R:6:VAL:O	1.99	0.62
3:C:34:VAL:HG12	3:C:151:LEU:HD13	1.81	0.62
3:C:251:ASP:O	3:C:254:ARG:HB3	1.99	0.62
2:B:82:TYR:HB2	2:B:83:PRO:CD	2.29	0.62
1:N:162:GLY:HA2	1:N:165:ILE:CG2	2.30	0.62
1:N:31:ASN:CB	1:N:34:TYR:HE2	2.12	0.62
11:O:1306:OPC:CCB	11:O:1306:OPC:HBB2	2.28	0.62
3:C:54:TYR:HB2	3:C:58:LEU:HD22	1.81	0.62
2:B:104:VAL:H	2:B:105:PRO:HD2	1.63	0.62
1:A:39:ILE:HD11	2:B:43:VAL:CG1	2.29	0.62
3:P:271:MET:HG2	4:Q:22:LEU:HG	1.81	0.62
3:P:48:ALA:HB3	3:P:129:PHE:HB2	1.81	0.62
4:Q:70:LEU:HD12	4:Q:71:GLU:H	1.64	0.62
3:C:187:GLU:HA	3:C:193:VAL:HG13	1.80	0.62
8:U:4:LEU:O	8:U:6:TRP:N	2.32	0.62
4:D:67:SER:O	4:D:70:LEU:HD11	2.00	0.62
3:C:121:GLY:C	3:C:123:GLN:H	2.02	0.62
1:N:46:ILE:O	1:N:50:THR:HG23	1.99	0.62
3:C:28:ALA:HB3	3:C:240:PHE:N	2.15	0.62
3:P:34:VAL:HG12	3:P:151:LEU:HD13	1.82	0.62

Continued on next page...

Continued from previous page...

Atom-1	Atom-2	Interatomic distance (Å)	Clash overlap (Å)
3:P:10:PRO:N	3:P:11:PRO:HD2	2.14	0.62
2:O:24:HIS:C	2:O:24:HIS:HD1	2.03	0.62
1:A:29:HIS:CE1	2:B:30:PRO:HG3	2.35	0.62
1:N:105:TYR:OH	2:O:129:ALA:CB	2.42	0.62
1:N:148:VAL:O	1:N:148:VAL:HG12	1.98	0.62
2:O:78:GLU:O	2:O:80:TYR:N	2.32	0.62
3:C:172:PHE:H	3:C:231:LEU:HG	1.63	0.62
3:C:191:GLY:O	3:C:192:ASN:HB2	1.99	0.62
4:D:175:LYS:HD3	4:D:176:PRO:CD	2.30	0.62
5:E:11:PHE:O	5:E:14:LEU:HB2	1.99	0.62
3:P:266:MET:HA	3:P:269:GLN:NE2	2.14	0.62
3:P:271:MET:HA	3:P:274:LEU:CG	2.30	0.62
4:D:50:VAL:HB	4:D:84:LEU:CD1	2.29	0.62
8:U:7:VAL:HG12	8:U:11:VAL:HG21	1.82	0.62
4:Q:92:VAL:HG12	4:Q:93:VAL:N	2.15	0.62
3:P:251:ASP:O	3:P:254:ARG:HB3	1.99	0.62
1:A:116:LEU:HD12	1:A:116:LEU:H	1.65	0.62
2:B:124:PHE:HZ	5:E:27:LYS:HB2	1.62	0.62
2:B:129:ALA:HA	2:B:132:ILE:HD11	1.82	0.62
1:A:78:PHE:CE1	4:D:37:PRO:HA	2.35	0.62
1:N:110:PHE:CD1	2:O:112:PRO:HB3	2.35	0.62
1:N:148:VAL:HA	1:N:151:VAL:CG2	2.22	0.62
2:O:34:ASN:ND2	2:O:35:ASP:N	2.42	0.62
3:C:45:VAL:HG13	3:C:85:ALA:CB	2.29	0.62
1:A:27:PRO:HB3	2:B:33:PRO:HD3	1.82	0.61
1:A:136:TYR:HA	9:A:301:HEM:HAA2	1.80	0.61
1:A:44:PHE:O	1:A:47:GLN:N	2.33	0.61
1:N:44:PHE:O	1:N:47:GLN:N	2.33	0.61
3:P:172:PHE:H	3:P:231:LEU:HG	1.63	0.61
3:P:117:GLY:N	3:P:118:PRO:HD2	2.13	0.61
3:C:193:VAL:O	3:C:193:VAL:HG12	2.00	0.61
2:O:149:LEU:C	2:O:151:LEU:H	2.03	0.61
6:S:4:GLU:HG3	6:S:5:GLU:OE1	2.00	0.61
2:B:82:TYR:H	2:B:83:PRO:HD2	1.64	0.61
1:N:114:ARG:HB2	1:N:116:LEU:CD1	2.30	0.61
11:O:1306:OPC:CBT	11:O:1306:OPC:HBX2	2.30	0.61
3:C:10:PRO:N	3:C:11:PRO:HD2	2.15	0.61
3:P:44:THR:C	3:P:132:LEU:HD12	2.20	0.61
3:C:104:GLN:H	3:C:104:GLN:NE2	1.98	0.61
1:A:28:PRO:CD	2:B:33:PRO:HD3	2.24	0.61
1:A:47:GLN:HE22	1:A:90:ALA:N	1.97	0.61

Continued on next page...

Continued from previous page...

Atom-1	Atom-2	Interatomic distance (Å)	Clash overlap (Å)
2:O:104:VAL:N	2:O:105:PRO:CD	2.63	0.61
3:P:191:GLY:O	3:P:192:ASN:HB2	1.99	0.61
3:P:136:PRO:HB3	3:P:142:ILE:HG22	1.81	0.61
3:P:139:ASP:OD2	3:P:142:ILE:HG13	2.00	0.61
1:A:33:PHE:O	1:A:34:TYR:C	2.38	0.61
2:B:39:VAL:O	2:B:43:VAL:HG23	2.00	0.61
2:B:86:GLN:HG3	2:B:90:SER:OG	2.01	0.61
1:N:112:LYS:HE2	2:O:116:ASN:HD21	1.64	0.61
1:N:191:LEU:O	1:N:195:ILE:HG22	2.00	0.61
2:O:123:PRO:HD2	2:O:124:PHE:CE1	2.36	0.61
2:O:37:LEU:HB2	2:O:38:TYR:CE1	2.35	0.61
3:P:79:PRO:HG2	3:P:82:PHE:CG	2.35	0.61
1:A:106:LEU:HG	5:E:18:ILE:CD1	2.14	0.61
5:E:15:PHE:C	5:E:17:GLY:N	2.50	0.61
1:A:158:ILE:HG21	1:A:162:GLY:HA3	1.82	0.61
5:R:21:GLY:O	5:R:22:ILE:HD12	2.00	0.61
15:R:1101:BCR:H362	6:S:18:PHE:CE2	2.36	0.61
4:Q:108:CYS:HB2	4:Q:115:VAL:HG23	1.83	0.61
4:D:70:LEU:HD13	4:D:71:GLU:H	1.65	0.61
3:C:78:LEU:HD23	3:C:82:PHE:HB3	1.82	0.61
4:D:22:LEU:O	4:D:26:THR:HG23	2.00	0.61
2:B:39:VAL:O	2:B:42:VAL:HB	2.01	0.61
2:O:118:ASN:HD21	2:O:123:PRO:HB2	1.65	0.61
2:O:86:GLN:HG3	2:O:90:SER:OG	2.00	0.61
3:C:172:PHE:H	3:C:231:LEU:CD2	2.12	0.61
2:B:117:VAL:CG2	2:B:118:ASN:H	2.13	0.61
4:D:171:ARG:HH11	4:D:171:ARG:HB2	1.64	0.61
5:E:9:ILE:HG23	5:E:10:VAL:N	2.16	0.61
1:N:59:LYS:O	1:N:64:GLU:O	2.17	0.61
2:O:78:GLU:HB3	2:O:80:TYR:CD1	2.35	0.61
5:R:9:ILE:CG2	5:R:10:VAL:N	2.64	0.61
4:Q:126:CYS:O	4:Q:130:GLY:HA2	2.01	0.61
8:U:9:LEU:HB3	8:U:13:PHE:CE1	2.35	0.61
4:D:92:VAL:HG12	4:D:93:VAL:H	1.65	0.61
3:P:252:PRO:C	3:P:254:ARG:H	2.04	0.61
1:A:104:VAL:HG13	1:A:108:GLY:O	2.01	0.61
2:B:39:VAL:H	2:B:41:PRO:HD2	1.65	0.61
3:C:271:MET:HA	3:C:274:LEU:CD1	2.30	0.61
1:A:167:ASP:C	1:A:169:LEU:H	2.03	0.61
1:A:66:TYR:HB3	1:A:140:TRP:CE3	2.35	0.61
2:O:95:LEU:O	2:O:99:LEU:N	2.33	0.61

Continued on next page...

Continued from previous page...

Atom-1	Atom-2	Interatomic distance (Å)	Clash overlap (Å)
5:R:2:ILE:O	5:R:4:GLY:N	2.34	0.61
3:P:102:TYR:O	3:P:118:PRO:HD2	2.01	0.61
8:U:7:VAL:CG1	8:U:11:VAL:HG21	2.31	0.61
3:P:281:LYS:N	3:P:281:LYS:HD3	2.16	0.61
1:A:76:VAL:O	1:A:78:PHE:N	2.34	0.61
2:B:61:MET:SD	2:B:62:VAL:HG22	2.41	0.61
3:C:257:TRP:HA	3:C:257:TRP:HE3	1.66	0.61
5:R:22:ILE:O	5:R:24:PHE:N	2.34	0.61
4:Q:73:HIS:HB3	4:Q:93:VAL:HG21	1.82	0.61
2:O:20:LYS:HB2	2:O:20:LYS:NZ	2.15	0.61
11:B:305:OPC:HBX1	11:C:306:OPC:HBX1	1.82	0.61
15:E:101:BCR:HC21	7:G:23:GLN:NE2	2.15	0.61
5:E:9:ILE:CG2	5:E:10:VAL:N	2.64	0.61
2:B:65:PRO:HD3	12:B:309:BNT:BRAI	2.56	0.61
2:O:86:GLN:HG2	2:O:143:LEU:HD22	1.83	0.61
4:Q:116:PRO:CD	4:Q:127:PRO:HD3	2.31	0.61
2:O:25:ASN:O	2:O:26:TYR:HB3	2.01	0.61
2:O:73:LEU:HD11	3:P:244:ASP:OD2	2.01	0.61
1:A:30:VAL:H	1:A:211:ILE:CD1	2.13	0.60
6:F:8:TYR:CD2	6:F:9:ALA:N	2.69	0.60
1:A:142:GLN:NE2	2:B:68:PRO:HB2	2.10	0.60
4:Q:22:LEU:O	4:Q:26:THR:HG23	2.00	0.60
6:S:27:LEU:HD13	6:S:27:LEU:H	1.63	0.60
4:Q:132:GLN:O	4:Q:133:TYR:HD2	1.84	0.60
5:E:21:GLY:O	5:E:22:ILE:HD12	2.02	0.60
2:O:83:PRO:HA	2:O:143:LEU:HB3	1.82	0.60
2:O:94:LYS:C	2:O:96:LEU:H	2.04	0.60
5:R:23:ILE:C	5:R:23:ILE:HD12	2.21	0.60
4:D:111:LEU:HB3	14:D:201:FES:S2	2.40	0.60
3:C:91:PRO:HB2	3:C:95:LYS:HE3	1.82	0.60
1:N:159:PRO:HG2	1:N:161:VAL:CG2	2.31	0.60
2:O:57:LEU:HD21	7:T:9:VAL:C	2.20	0.60
3:P:61:VAL:HG23	3:P:62:ALA:H	1.66	0.60
11:B:305:OPC:HBW1	11:C:306:OPC:HBW2	1.82	0.60
1:A:191:LEU:O	1:A:195:ILE:HG22	2.01	0.60
1:A:195:ILE:HG23	1:A:196:ALA:N	2.16	0.60
2:B:65:PRO:HB3	2:B:68:PRO:CG	2.32	0.60
3:P:45:VAL:HG13	3:P:85:ALA:CB	2.31	0.60
1:A:116:LEU:HD12	1:A:116:LEU:N	2.16	0.60
5:E:2:ILE:O	5:E:4:GLY:N	2.34	0.60
1:A:193:TRP:O	1:A:196:ALA:HB3	2.02	0.60

Continued on next page...

Continued from previous page...

Atom-1	Atom-2	Interatomic distance (Å)	Clash overlap (Å)
2:B:57:LEU:CD1	7:G:10:PHE:HA	2.31	0.60
2:O:78:GLU:C	2:O:80:TYR:H	2.05	0.60
3:P:159:GLN:OE1	3:P:159:GLN:N	2.34	0.60
3:P:171:VAL:HG12	3:P:231:LEU:CD1	2.28	0.60
1:A:16:ALA:O	1:A:17:LEU:HB2	2.02	0.60
3:P:122:GLU:O	3:P:122:GLU:HG2	2.01	0.60
7:T:5:VAL:O	7:T:9:VAL:HG13	2.01	0.60
1:N:135:GLY:HA2	1:N:138:LEU:HG	1.83	0.60
3:P:185:LYS:HD2	3:P:195:TYR:HD2	1.65	0.60
2:O:147:ALA:O	2:O:149:LEU:HD23	2.01	0.60
3:P:121:GLY:C	3:P:123:GLN:H	2.05	0.60
3:C:281:LYS:HA	3:C:284:ALA:HB3	1.84	0.60
7:G:18:TYR:HA	7:G:21:TYR:CG	2.36	0.60
7:G:26:ARG:H	7:G:27:PRO:HD2	1.65	0.60
1:N:114:ARG:HB2	1:N:116:LEU:HD11	1.84	0.60
4:D:126:CYS:O	4:D:130:GLY:HA2	2.00	0.60
4:D:126:CYS:SG	4:D:127:PRO:HD2	2.41	0.60
4:D:146:LEU:HD13	4:D:177:TRP:CE3	2.37	0.60
3:C:117:GLY:N	3:C:118:PRO:HD2	2.16	0.60
2:O:57:LEU:HD13	7:T:10:PHE:CD2	2.37	0.60
3:P:139:ASP:HB3	3:P:142:ILE:HD12	1.84	0.60
2:O:70:ALA:O	2:O:71:THR:CB	2.49	0.60
2:B:86:GLN:HG2	2:B:143:LEU:HD22	1.83	0.60
2:B:63:GLY:HA2	12:B:309:BNT:CAK	2.32	0.60
5:R:9:ILE:HG23	5:R:10:VAL:N	2.17	0.60
4:D:107:VAL:O	4:D:107:VAL:HG12	2.02	0.60
1:A:125:ALA:O	1:A:129:VAL:HG23	2.02	0.60
2:B:95:LEU:O	2:B:99:LEU:N	2.35	0.60
1:A:66:TYR:CB	1:A:140:TRP:CE3	2.84	0.60
1:A:190:VAL:C	1:A:192:PRO:HD2	2.21	0.60
4:D:35:LEU:H	4:D:37:PRO:CD	2.15	0.60
3:C:217:LEU:HA	3:C:232:THR:HB	1.83	0.60
4:Q:88:PRO:HG3	4:Q:114:VAL:HG22	1.83	0.60
2:B:73:LEU:HD23	3:C:18:GLY:HA3	1.84	0.60
2:B:114:ILE:HG22	2:B:115:GLU:N	2.16	0.60
1:A:127:ILE:HG21	1:A:195:ILE:HB	1.83	0.60
1:A:135:GLY:H	1:A:187:HIS:HD1	1.49	0.60
1:N:52:PHE:N	9:N:301:HEM:HAC	2.17	0.60
1:N:58:TYR:O	1:N:60:PRO:HD3	2.00	0.60
2:O:39:VAL:O	2:O:43:VAL:HG23	2.01	0.60
3:P:280:GLU:HG2	3:P:280:GLU:O	2.02	0.60

Continued on next page...

Continued from previous page...

Atom-1	Atom-2	Interatomic distance (Å)	Clash overlap (Å)
3:P:271:MET:CE	4:Q:26:THR:HG21	2.32	0.60
5:R:15:PHE:C	5:R:17:GLY:H	2.05	0.60
3:P:55:ASP:N	3:P:55:ASP:OD2	2.31	0.60
4:D:155:VAL:O	4:D:155:VAL:HG12	2.02	0.60
2:B:94:LYS:C	2:B:96:LEU:H	2.05	0.59
3:C:268:ALA:C	3:C:270:LEU:H	2.05	0.59
5:E:18:ILE:HG13	5:E:19:ALA:H	1.67	0.59
1:A:132:GLY:O	1:A:134:THR:N	2.35	0.59
2:O:81:LEU:HA	2:O:84:VAL:CG2	2.32	0.59
4:D:108:CYS:HB2	4:D:113:CYS:O	2.02	0.59
3:P:257:TRP:HA	3:P:257:TRP:CE3	2.35	0.59
2:B:38:TYR:HB2	3:C:276:LYS:CE	2.30	0.59
1:N:137:SER:HB3	1:N:148:VAL:HG21	1.83	0.59
1:N:52:PHE:CA	9:N:301:HEM:HAC	2.31	0.59
11:O:1306:OPC:CAP	11:O:1306:OPC:CAL	2.78	0.59
2:O:39:VAL:O	2:O:43:VAL:N	2.35	0.59
4:Q:70:LEU:HD13	4:Q:71:GLU:HG2	1.83	0.59
3:C:251:ASP:HB3	3:C:254:ARG:HB2	1.83	0.59
1:A:119:ILE:O	1:A:122:VAL:HB	2.01	0.59
5:E:15:PHE:HA	5:E:18:ILE:HG13	1.84	0.59
1:A:191:LEU:H	1:A:191:LEU:CD1	2.10	0.59
4:D:38:LEU:HD11	4:D:42:PHE:CE1	2.37	0.59
6:S:28:LEU:O	6:S:30:ILE:N	2.35	0.59
2:O:59:PRO:HG2	3:P:146:LYS:HG3	1.84	0.59
2:B:34:ASN:ND2	2:B:35:ASP:N	2.45	0.59
8:H:1:ILE:HG23	8:H:2:ASP:N	2.15	0.59
3:C:281:LYS:HD3	3:C:281:LYS:N	2.17	0.59
1:N:29:HIS:CE1	1:N:31:ASN:HD21	2.20	0.59
3:P:26:HIS:CE1	3:P:154:ASN:HD21	2.19	0.59
3:P:40:VAL:CG1	3:P:247:ILE:HD11	2.28	0.59
1:A:113:PRO:HD2	1:A:114:ARG:NH1	2.16	0.59
2:B:125:ARG:CA	2:B:125:ARG:NH1	2.62	0.59
2:B:32:TRP:H	2:B:33:PRO:HD2	1.64	0.59
1:A:47:GLN:NE2	1:A:89:SER:HB3	2.15	0.59
3:P:257:TRP:HE3	3:P:257:TRP:HA	1.67	0.59
4:Q:35:LEU:H	4:Q:37:PRO:CD	2.14	0.59
1:A:105:TYR:HA	1:A:110:PHE:CE2	2.37	0.59
8:U:18:ALA:O	8:U:21:VAL:CG2	2.49	0.59
3:C:34:VAL:HG23	3:C:34:VAL:O	2.02	0.59
1:N:27:PRO:O	2:O:29:GLU:HA	2.02	0.59
3:C:2:PRO:HA	9:C:301:HEM:HBB2	1.85	0.59

Continued on next page...

Continued from previous page...

Atom-1	Atom-2	Interatomic distance (Å)	Clash overlap (Å)
3:C:188:ASP:H	3:C:193:VAL:CG2	2.12	0.59
2:O:57:LEU:HD11	7:T:10:PHE:HA	1.84	0.59
7:G:21:TYR:N	7:G:21:TYR:HD1	2.00	0.59
5:R:9:ILE:CG1	6:S:14:PHE:HB2	2.32	0.59
7:T:20:ALA:O	7:T:24:TYR:CE2	2.56	0.59
4:Q:65:LYS:HB2	4:Q:68:LYS:NZ	2.17	0.59
1:A:114:ARG:C	1:A:116:LEU:N	2.51	0.59
1:A:39:ILE:HD11	2:B:43:VAL:HG12	1.85	0.59
15:E:101:BCR:H362	6:F:18:PHE:CE2	2.38	0.59
1:N:160:VAL:HG13	1:N:164:LEU:HB2	1.83	0.59
2:O:122:ASN:C	2:O:124:PHE:N	2.53	0.59
2:O:127:PRO:O	2:O:129:ALA:N	2.35	0.59
5:R:3:LEU:HD12	5:R:6:VAL:HB	1.84	0.59
3:P:172:PHE:HB2	3:P:211:ILE:HG13	1.85	0.59
3:C:79:PRO:HG2	3:C:82:PHE:CG	2.37	0.59
4:D:80:LEU:HB2	4:D:90:TYR:HA	1.85	0.59
3:C:139:ASP:OD2	3:C:142:ILE:HG13	2.03	0.59
1:A:110:PHE:HB2	2:B:112:PRO:HB3	1.84	0.59
1:A:25:TYR:C	1:A:26:VAL:HG22	2.23	0.59
2:B:79:TRP:HA	2:B:82:TYR:CE2	2.38	0.59
1:A:47:GLN:HG3	1:A:86:HIS:CE1	2.38	0.59
1:N:114:ARG:HD3	1:N:208:LYS:HB3	1.85	0.59
2:O:129:ALA:HA	2:O:132:ILE:HD11	1.84	0.59
1:N:157:ALA:HB1	2:O:95:LEU:HD22	1.84	0.59
4:D:123:LYS:O	4:D:125:LYS:HG3	2.03	0.59
3:C:122:GLU:O	3:C:122:GLU:HG2	2.03	0.59
3:C:26:HIS:CE1	3:C:154:ASN:HD21	2.21	0.59
4:Q:70:LEU:HD13	4:Q:71:GLU:H	1.67	0.59
3:P:251:ASP:HB3	3:P:254:ARG:HB2	1.84	0.59
3:P:83:LYS:H	3:P:83:LYS:NZ	2.01	0.59
2:O:147:ALA:O	2:O:149:LEU:N	2.34	0.59
4:Q:165:TRP:O	4:Q:166:THR:HG23	2.03	0.59
1:A:24:LYS:HG3	1:A:24:LYS:O	2.02	0.58
1:A:39:ILE:HD12	2:B:47:THR:CG2	2.28	0.58
4:D:38:LEU:O	4:D:38:LEU:HD12	2.02	0.58
7:G:8:LEU:HD23	7:G:12:THR:CG2	2.33	0.58
1:N:183:TYR:O	1:N:186:ALA:HB3	2.02	0.58
2:O:122:ASN:O	2:O:124:PHE:N	2.35	0.58
5:R:15:PHE:C	5:R:17:GLY:N	2.56	0.58
4:D:132:GLN:O	4:D:133:TYR:HD2	1.85	0.58
3:P:103:PHE:HB3	3:P:114:LEU:HD22	1.85	0.58

Continued on next page...

Continued from previous page...

Atom-1	Atom-2	Interatomic distance (Å)	Clash overlap (Å)
3:P:116:VAL:HG13	3:P:118:PRO:HG2	1.85	0.58
4:Q:36:TYR:O	4:Q:40:LYS:HB2	2.03	0.58
2:B:111:VAL:N	2:B:112:PRO:HD2	2.18	0.58
1:A:57:TYR:HE1	1:A:76:VAL:HG13	1.67	0.58
1:N:47:GLN:HG3	1:N:86:HIS:CE1	2.37	0.58
2:O:45:MET:HE3	3:P:269:GLN:HB3	1.85	0.58
1:A:21:VAL:CG1	1:A:22:THR:H	2.14	0.58
8:U:9:LEU:O	8:U:11:VAL:N	2.36	0.58
3:C:252:PRO:C	3:C:254:ARG:H	2.07	0.58
4:D:171:ARG:HB2	4:D:171:ARG:NH1	2.18	0.58
1:A:33:PHE:HE1	5:E:18:ILE:CD1	2.12	0.58
5:E:23:ILE:HD12	5:E:23:ILE:C	2.24	0.58
3:C:257:TRP:HA	3:C:257:TRP:CE3	2.35	0.58
2:B:40:PHE:HA	2:B:43:VAL:CG2	2.31	0.58
4:D:113:CYS:HG	4:D:128:CYS:HG	0.75	0.58
3:C:187:GLU:HG3	3:C:188:ASP:N	2.19	0.58
1:N:83:ARG:HH12	2:O:60:ALA:HB1	1.67	0.58
7:T:10:PHE:O	7:T:13:LEU:N	2.35	0.58
4:D:65:LYS:HB2	4:D:68:LYS:NZ	2.18	0.58
1:N:17:LEU:HG	1:N:20:ASP:CB	2.30	0.58
1:A:137:SER:HB2	1:A:144:GLY:O	2.02	0.58
1:N:115:GLU:O	1:N:118:TRP:HB3	2.03	0.58
1:N:49:ALA:O	1:N:50:THR:C	2.41	0.58
1:N:63:THR:C	1:N:65:ALA:N	2.54	0.58
1:N:94:VAL:O	1:N:98:ILE:HG13	2.03	0.58
2:O:82:TYR:O	2:O:86:GLN:N	2.34	0.58
3:P:50:VAL:HG21	3:P:129:PHE:CE1	2.38	0.58
3:C:28:ALA:HB1	3:C:238:GLY:C	2.24	0.58
1:A:70:GLN:O	1:A:74:ASN:HB2	2.03	0.58
3:P:127:ILE:HD12	3:P:127:ILE:N	2.18	0.58
2:O:145:ILE:O	2:O:145:ILE:HG22	2.04	0.58
2:B:126:ARG:CZ	2:B:128:VAL:HB	2.34	0.58
2:O:116:ASN:HD22	2:O:116:ASN:C	2.07	0.58
5:R:18:ILE:HG13	5:R:19:ALA:H	1.68	0.58
11:B:305:OPC:HAE2	11:B:305:OPC:HBX1	1.84	0.58
1:A:154:VAL:HB	1:A:155:PRO:HD3	1.86	0.58
1:N:38:GLY:HA3	10:N:303:HEC:NC	2.19	0.58
1:N:90:ALA:C	1:N:92:MET:H	2.07	0.58
3:C:217:LEU:O	3:C:218:ILE:HG23	2.04	0.58
1:A:95:LEU:CD2	1:A:99:LEU:HD21	2.34	0.58
7:G:20:ALA:O	7:G:24:TYR:CE2	2.56	0.58

Continued on next page...

Continued from previous page...

Atom-1	Atom-2	Interatomic distance (Å)	Clash overlap (Å)
1:A:162:GLY:O	1:A:165:ILE:HG22	2.03	0.58
2:O:111:VAL:N	2:O:112:PRO:HD2	2.18	0.58
5:R:13:ALA:HA	6:S:14:PHE:CE1	2.39	0.58
7:T:18:TYR:HA	7:T:21:TYR:CG	2.38	0.58
3:P:169:ASN:HD21	3:P:237:VAL:HG22	1.67	0.58
12:O:1309:BNT:CAM	3:P:148:ALA:H	2.15	0.58
3:C:25:CYS:O	3:C:26:HIS:C	2.42	0.58
4:Q:38:LEU:HD11	4:Q:42:PHE:CE1	2.39	0.58
4:Q:63:ASN:N	4:Q:63:ASN:HD22	2.02	0.58
1:A:97:MET:O	1:A:100:HIS:HB3	2.03	0.58
3:C:110:GLN:OE1	3:C:113:VAL:HG21	2.04	0.58
1:N:191:LEU:N	1:N:192:PRO:HD2	2.19	0.58
2:O:122:ASN:HD22	5:R:26:ILE:C	2.08	0.58
1:N:209:GLN:OE1	2:O:28:GLY:O	2.22	0.58
2:O:94:LYS:C	2:O:96:LEU:N	2.57	0.58
1:N:27:PRO:HA	2:O:33:PRO:CD	2.32	0.58
4:D:146:LEU:HD13	4:D:177:TRP:CZ3	2.38	0.58
4:D:70:LEU:HD12	4:D:71:GLU:H	1.67	0.58
2:O:49:ALA:O	2:O:52:VAL:HB	2.03	0.58
1:A:71:TYR:HD2	1:A:71:TYR:O	1.87	0.58
3:C:280:GLU:C	3:C:282:VAL:N	2.56	0.58
1:N:162:GLY:C	1:N:165:ILE:HG22	2.22	0.58
7:T:16:LEU:C	7:T:18:TYR:N	2.56	0.58
15:R:1101:BCR:HC21	7:T:23:GLN:HE22	1.68	0.58
4:Q:154:THR:CG2	4:Q:155:VAL:H	2.08	0.58
3:P:102:TYR:H	3:P:118:PRO:CG	2.11	0.58
3:C:188:ASP:HB3	3:C:192:ASN:O	2.04	0.58
1:A:27:PRO:HG2	2:B:20:LYS:NZ	2.19	0.57
2:B:130:THR:O	2:B:133:PHE:HB3	2.03	0.57
2:B:31:ALA:O	2:B:32:TRP:HB2	2.03	0.57
5:E:26:ILE:HG23	5:E:30:LYS:CE	2.34	0.57
10:N:303:HEC:HHA	10:N:303:HEC:HBD2	1.85	0.57
6:S:28:LEU:C	6:S:30:ILE:N	2.57	0.57
3:P:60:GLN:NE2	3:P:157:ARG:HG3	2.19	0.57
4:D:125:LYS:HG2	4:D:132:GLN:HG2	1.86	0.57
3:P:3:PHE:CD1	3:P:3:PHE:N	2.72	0.57
3:C:282:VAL:HG23	3:C:283:GLN:N	2.19	0.57
1:A:165:ILE:HG23	1:A:166:SER:N	2.19	0.57
4:D:35:LEU:HD23	4:D:36:TYR:N	2.19	0.57
1:N:158:ILE:CG2	1:N:159:PRO:HD2	2.33	0.57
1:N:195:ILE:HG23	1:N:196:ALA:N	2.19	0.57

Continued on next page...

Continued from previous page...

Atom-1	Atom-2	Interatomic distance (Å)	Clash overlap (Å)
1:N:205:MET:O	1:N:207:ARG:N	2.37	0.57
11:O:1306:OPC:HAP2	11:O:1306:OPC:CAT	2.31	0.57
3:C:40:VAL:CG1	3:C:247:ILE:HD11	2.31	0.57
3:P:14:ARG:HH11	3:P:14:ARG:HG3	1.69	0.57
3:P:14:ARG:HG3	3:P:14:ARG:NH1	2.19	0.57
1:A:34:TYR:CD1	1:A:103:ARG:HD3	2.40	0.57
7:G:10:PHE:O	7:G:13:LEU:N	2.37	0.57
1:N:190:VAL:HG12	1:N:191:LEU:N	2.17	0.57
2:O:91:LEU:O	2:O:91:LEU:HD12	2.04	0.57
4:Q:146:LEU:HD13	4:Q:177:TRP:CE3	2.39	0.57
2:O:75:ILE:HG22	2:O:76:LEU:N	2.14	0.57
3:P:34:VAL:HG11	3:P:151:LEU:HD13	1.86	0.57
2:B:104:VAL:N	2:B:105:PRO:CD	2.67	0.57
1:A:189:PHE:O	1:A:193:TRP:HE3	1.87	0.57
3:P:280:GLU:C	3:P:282:VAL:N	2.58	0.57
3:P:2:PRO:HA	9:P:301:HEM:HBB2	1.85	0.57
4:Q:57:LYS:HG2	4:Q:62:ASN:O	2.04	0.57
2:O:63:GLY:O	2:O:64:GLU:CB	2.52	0.57
4:Q:123:LYS:O	4:Q:125:LYS:HG3	2.04	0.57
1:A:117:THR:HG22	1:A:205:MET:HB2	1.86	0.57
1:A:205:MET:O	1:A:207:ARG:HG2	2.05	0.57
3:C:275:LYS:HZ2	11:C:306:OPC:HBB3	1.69	0.57
1:N:119:ILE:HG23	2:O:109:ILE:CD1	2.31	0.57
3:P:28:ALA:HB1	3:P:238:GLY:C	2.24	0.57
4:Q:155:VAL:HG12	4:Q:155:VAL:O	2.03	0.57
3:C:180:ILE:HG13	3:C:198:SER:O	2.05	0.57
4:D:35:LEU:C	4:D:35:LEU:HD23	2.24	0.57
1:N:159:PRO:O	1:N:161:VAL:HG22	2.04	0.57
1:N:32:ILE:CG2	1:N:33:PHE:N	2.57	0.57
5:R:24:PHE:C	5:R:26:ILE:N	2.58	0.57
3:P:217:LEU:HA	3:P:232:THR:HB	1.87	0.57
3:C:136:PRO:HB3	3:C:142:ILE:HG22	1.85	0.57
3:C:136:PRO:HA	3:C:142:ILE:HB	1.87	0.57
4:D:45:PRO:O	4:D:46:SER:HB2	2.05	0.57
2:B:79:TRP:CH2	5:E:1:MET:CA	2.87	0.57
1:A:62:VAL:HG23	1:A:63:THR:N	2.14	0.57
1:N:174:SER:O	1:N:175:VAL:HG23	2.05	0.57
7:T:29:GLU:C	7:T:30:LEU:HD13	2.25	0.57
4:Q:146:LEU:HD13	4:Q:177:TRP:CZ3	2.40	0.57
1:N:83:ARG:HG3	1:N:84:SER:N	2.18	0.57
6:S:29:LYS:HG2	6:S:29:LYS:O	2.05	0.57

Continued on next page...

Continued from previous page...

Atom-1	Atom-2	Interatomic distance (Å)	Clash overlap (Å)
11:B:305:OPC:HBP2	11:B:305:OPC:HAH1	1.86	0.57
2:B:40:PHE:CA	2:B:43:VAL:HG23	2.34	0.57
1:N:85:ILE:HG23	2:O:51:ILE:CG2	2.35	0.57
2:O:64:GLU:CG	2:O:65:PRO:CD	2.81	0.57
4:D:116:PRO:CD	4:D:127:PRO:HD3	2.35	0.57
1:A:21:VAL:HG12	1:A:22:THR:HG22	1.86	0.57
8:U:2:ASP:O	8:U:4:LEU:N	2.37	0.57
2:O:114:ILE:HG22	2:O:115:GLU:N	2.19	0.57
1:N:33:PHE:CE1	1:N:34:TYR:CE1	2.92	0.57
5:R:26:ILE:HG23	5:R:30:LYS:CE	2.35	0.57
2:O:43:VAL:HA	7:T:23:GLN:OE1	2.04	0.57
2:B:96:LEU:HD11	2:B:100:LEU:HD12	1.86	0.57
4:D:36:TYR:O	4:D:40:LYS:HB2	2.05	0.57
2:O:125:ARG:HH11	2:O:125:ARG:HB3	1.67	0.57
2:O:127:PRO:C	2:O:129:ALA:H	2.08	0.57
2:O:77:PRO:CG	2:O:81:LEU:HB3	2.34	0.57
3:P:188:ASP:HB3	3:P:192:ASN:O	2.04	0.57
3:C:176:ALA:H	3:C:228:GLY:HA3	1.70	0.57
4:Q:107:VAL:HG12	4:Q:107:VAL:O	2.04	0.57
4:D:92:VAL:HG12	4:D:93:VAL:N	2.18	0.57
4:Q:175:LYS:HD3	4:Q:176:PRO:HD2	1.86	0.57
2:B:84:VAL:HG11	13:B:201:CLA:H42	1.86	0.56
3:C:279:VAL:HG12	3:C:279:VAL:O	2.04	0.56
5:E:13:ALA:HA	6:F:14:PHE:CE1	2.40	0.56
6:F:28:LEU:C	6:F:30:ILE:N	2.58	0.56
6:F:28:LEU:O	6:F:30:ILE:N	2.37	0.56
7:G:29:GLU:HG3	7:G:30:LEU:N	2.19	0.56
1:N:154:VAL:HB	1:N:155:PRO:HD3	1.87	0.56
3:P:283:GLN:C	3:P:285:ALA:H	2.08	0.56
3:P:25:CYS:O	3:P:26:HIS:C	2.42	0.56
1:N:132:GLY:O	1:N:134:THR:N	2.38	0.56
2:B:124:PHE:CZ	5:E:23:ILE:HD11	2.40	0.56
2:B:38:TYR:HB2	3:C:276:LYS:HZ3	1.70	0.56
6:F:25:VAL:O	6:F:28:LEU:HB2	2.04	0.56
2:B:56:VAL:HG12	2:B:57:LEU:N	2.19	0.56
3:C:157:ARG:O	3:C:159:GLN:NE2	2.38	0.56
11:B:305:OPC:HCB3	11:B:305:OPC:HAU1	1.87	0.56
1:A:190:VAL:HG12	1:A:191:LEU:N	2.19	0.56
9:N:302:HEM:HBD2	9:N:302:HEM:HMD1	1.87	0.56
3:P:268:ALA:C	3:P:270:LEU:H	2.08	0.56
5:R:26:ILE:HG23	5:R:30:LYS:NZ	2.20	0.56

Continued on next page...

Continued from previous page...

Atom-1	Atom-2	Interatomic distance (Å)	Clash overlap (Å)
3:P:187:GLU:HG3	3:P:188:ASP:N	2.20	0.56
3:C:60:GLN:NE2	3:C:157:ARG:HG3	2.19	0.56
3:C:120:PRO:CB	3:C:124:TYR:HB2	2.35	0.56
3:C:34:VAL:HG11	3:C:151:LEU:HD13	1.86	0.56
6:F:35:LYS:H	6:F:35:LYS:HD2	1.70	0.56
6:F:35:LYS:HD2	6:F:35:LYS:N	2.20	0.56
3:C:1:TYR:O	3:C:4:TRP:HB2	2.05	0.56
2:B:109:ILE:HG23	2:B:110:LEU:HD23	1.88	0.56
2:B:91:LEU:HD21	2:B:96:LEU:HD12	1.86	0.56
1:A:78:PHE:HD1	4:D:37:PRO:O	1.89	0.56
1:A:94:VAL:O	1:A:98:ILE:HG13	2.05	0.56
4:D:123:LYS:O	4:D:125:LYS:N	2.38	0.56
4:D:132:GLN:NE2	4:D:141:ARG:HB2	2.21	0.56
8:H:18:ALA:O	8:H:21:VAL:CG2	2.52	0.56
3:C:66:SER:O	3:C:68:VAL:HG22	2.06	0.56
2:B:39:VAL:O	2:B:43:VAL:N	2.36	0.56
1:N:117:THR:HG22	1:N:205:MET:HB2	1.87	0.56
2:O:127:PRO:HA	2:O:130:THR:HB	1.87	0.56
3:P:272:LEU:HD21	4:Q:24:PHE:CZ	2.41	0.56
6:S:8:TYR:HD2	6:S:9:ALA:N	2.03	0.56
4:Q:123:LYS:O	4:Q:125:LYS:N	2.39	0.56
8:H:9:LEU:HD22	8:H:13:PHE:HZ	1.69	0.56
6:F:27:LEU:CD1	6:F:27:LEU:N	2.68	0.56
7:G:8:LEU:HD23	7:G:12:THR:HG23	1.88	0.56
1:N:114:ARG:CD	1:N:208:LYS:HE2	2.35	0.56
3:C:169:ASN:ND2	3:C:237:VAL:H	2.03	0.56
1:N:25:TYR:O	1:N:26:VAL:CG2	2.54	0.56
3:P:205:LYS:HE2	3:P:206:THR:N	2.20	0.56
1:A:30:VAL:O	1:A:211:ILE:HD13	2.05	0.56
5:E:17:GLY:O	5:E:22:ILE:HG21	2.06	0.56
1:A:52:PHE:O	1:A:55:THR:N	2.32	0.56
1:N:189:PHE:O	1:N:193:TRP:HE3	1.88	0.56
2:O:133:PHE:HB2	13:O:1201:CLA:CAB	2.36	0.56
3:C:102:TYR:O	3:C:118:PRO:HD2	2.05	0.56
2:B:34:ASN:ND2	2:B:35:ASP:OD1	2.37	0.56
8:H:2:ASP:O	8:H:4:LEU:N	2.38	0.56
4:Q:35:LEU:C	4:Q:35:LEU:HD23	2.25	0.56
11:B:305:OPC:CAO	11:B:305:OPC:CAS	2.84	0.56
5:E:9:ILE:CG1	6:F:14:PHE:HB2	2.36	0.56
1:N:47:GLN:HE22	1:N:90:ALA:N	2.03	0.56
2:O:35:ASP:HB3	3:P:276:LYS:HE3	1.86	0.56

Continued on next page...

Continued from previous page...

Atom-1	Atom-2	Interatomic distance (Å)	Clash overlap (Å)
2:O:39:VAL:C	2:O:42:VAL:H	2.09	0.56
4:D:81:VAL:HG12	4:D:82:GLN:N	2.15	0.56
1:A:122:VAL:HA	9:A:302:HEM:HMC2	1.86	0.56
2:B:40:PHE:N	2:B:41:PRO:CD	2.69	0.56
2:B:89:ARG:O	2:B:91:LEU:N	2.39	0.56
3:C:146:LYS:HG2	3:C:248:VAL:CG2	2.32	0.56
2:O:122:ASN:ND2	5:R:27:LYS:HB2	2.21	0.56
2:O:42:VAL:HG23	3:P:272:LEU:HB3	1.87	0.56
2:O:89:ARG:O	2:O:91:LEU:N	2.38	0.56
1:N:66:TYR:CB	2:O:65:PRO:HG2	2.35	0.56
4:D:154:THR:CG2	4:D:155:VAL:H	2.07	0.56
1:A:14:ILE:O	1:A:15:GLN:O	2.24	0.56
3:P:93:GLU:O	3:P:95:LYS:N	2.39	0.56
4:D:175:LYS:HD3	4:D:176:PRO:HD2	1.88	0.56
1:A:43:CYS:HA	1:A:46:ILE:HD12	1.88	0.56
1:N:117:THR:HA	1:N:205:MET:HE1	1.88	0.56
1:N:61:THR:O	1:N:62:VAL:C	2.43	0.56
3:C:127:ILE:HD12	3:C:127:ILE:N	2.21	0.56
1:N:15:GLN:CA	1:N:15:GLN:NE2	2.67	0.55
1:A:170:ARG:HA	1:A:179:THR:HG23	1.87	0.55
1:N:113:PRO:HB3	2:O:27:TYR:HE1	1.70	0.55
1:N:157:ALA:O	1:N:158:ILE:HB	2.06	0.55
1:N:90:ALA:O	1:N:92:MET:N	2.39	0.55
3:P:120:PRO:CB	3:P:124:TYR:HB2	2.36	0.55
3:C:241:GLY:O	3:C:242:GLN:CB	2.54	0.55
1:N:167:ASP:O	1:N:169:LEU:N	2.38	0.55
1:N:61:THR:HG22	1:N:64:GLU:HB3	1.89	0.55
3:P:271:MET:CG	4:Q:23:ALA:HA	2.36	0.55
2:O:63:GLY:O	2:O:64:GLU:HB3	2.06	0.55
3:P:180:ILE:HG13	3:P:198:SER:O	2.05	0.55
1:A:74:ASN:HB3	1:A:75:GLU:OE2	2.06	0.55
1:A:214:PRO:CG	5:E:29:ILE:HG21	2.36	0.55
2:B:85:PHE:O	2:B:86:GLN:C	2.44	0.55
3:P:27:LEU:O	3:P:27:LEU:HD12	2.06	0.55
3:C:55:ASP:N	3:C:55:ASP:OD2	2.32	0.55
3:C:177:THR:HA	3:C:227:ALA:HA	1.88	0.55
11:B:305:OPC:HBT1	11:C:306:OPC:CBR	2.35	0.55
2:B:79:TRP:C	2:B:80:TYR:HD1	2.08	0.55
7:G:30:LEU:H	7:G:30:LEU:CD1	2.20	0.55
1:N:165:ILE:O	1:N:165:ILE:HD13	2.06	0.55
1:N:191:LEU:H	1:N:191:LEU:CD1	2.10	0.55

Continued on next page...

Continued from previous page...

Atom-1	Atom-2	Interatomic distance (Å)	Clash overlap (Å)
3:C:161:TYR:CE1	3:C:167:SER:HA	2.42	0.55
3:C:249:LEU:N	3:C:249:LEU:HD12	2.20	0.55
7:G:16:LEU:C	7:G:18:TYR:N	2.58	0.55
2:B:65:PRO:O	2:B:68:PRO:HD3	2.06	0.55
3:C:14:ARG:HG3	3:C:14:ARG:HH11	1.69	0.55
1:N:33:PHE:O	1:N:35:CYS:SG	2.64	0.55
1:N:61:THR:O	1:N:63:THR:N	2.39	0.55
1:N:47:GLN:NE2	1:N:89:SER:HB3	2.16	0.55
1:N:119:ILE:CG2	2:O:109:ILE:HD11	2.31	0.55
6:S:9:ALA:HA	6:S:12:LEU:HD12	1.87	0.55
3:C:172:PHE:H	3:C:231:LEU:CG	2.19	0.55
3:P:197:VAL:HG13	3:P:211:ILE:HG22	1.87	0.55
8:H:3:VAL:O	8:H:6:TRP:N	2.39	0.55
1:N:116:LEU:H	1:N:116:LEU:HD12	1.71	0.55
7:T:21:TYR:N	7:T:21:TYR:HD1	2.02	0.55
3:P:161:TYR:CE1	3:P:167:SER:HA	2.42	0.55
3:C:169:ASN:HD21	3:C:237:VAL:HG22	1.72	0.55
4:Q:59:LYS:HB2	4:Q:59:LYS:NZ	2.21	0.55
2:B:63:GLY:C	2:B:65:PRO:CD	2.75	0.55
6:S:24:GLY:CA	6:S:27:LEU:HD22	2.37	0.55
8:U:2:ASP:OD1	8:U:3:VAL:N	2.39	0.55
3:P:93:GLU:C	3:P:95:LYS:N	2.60	0.55
3:C:34:VAL:CG1	3:C:151:LEU:HD22	2.36	0.55
4:D:58:ASP:O	4:D:59:LYS:HB2	2.07	0.55
3:P:241:GLY:O	3:P:242:GLN:CB	2.54	0.55
2:O:38:TYR:HB2	3:P:276:LYS:HE2	1.88	0.55
3:C:48:ALA:HB3	3:C:129:PHE:HB2	1.87	0.55
3:C:10:PRO:CA	3:C:106:TYR:HE2	2.18	0.55
3:C:44:THR:C	3:C:132:LEU:HD12	2.28	0.55
6:F:29:LYS:HG2	6:F:29:LYS:O	2.07	0.55
2:B:96:LEU:HD13	2:B:96:LEU:O	2.07	0.55
1:N:170:ARG:HB3	1:N:179:THR:HG23	1.88	0.55
2:O:40:PHE:N	2:O:41:PRO:CD	2.70	0.55
3:C:171:VAL:HG12	3:C:231:LEU:CD1	2.31	0.55
3:C:102:TYR:H	3:C:118:PRO:CG	2.09	0.55
4:Q:143:PRO:O	4:Q:145:PRO:HD3	2.07	0.55
3:P:180:ILE:HA	3:P:200:GLN:HB2	1.89	0.55
3:P:200:GLN:O	3:P:206:THR:HA	2.07	0.55
3:P:85:ALA:HA	3:P:132:LEU:HB2	1.89	0.55
1:A:114:ARG:HG3	1:A:208:LYS:HD3	1.86	0.55
1:A:191:LEU:N	1:A:192:PRO:HD2	2.21	0.55

Continued on next page...

Continued from previous page...

Atom-1	Atom-2	Interatomic distance (Å)	Clash overlap (Å)
8:H:9:LEU:HD22	8:H:13:PHE:CZ	2.41	0.55
3:P:249:LEU:HD12	3:P:249:LEU:N	2.20	0.55
4:Q:63:ASN:H	4:Q:63:ASN:HD22	1.53	0.55
1:A:214:PRO:CD	5:E:29:ILE:HG21	2.36	0.54
2:B:141:ILE:C	2:B:143:LEU:H	2.09	0.54
3:C:280:GLU:HA	3:C:282:VAL:HG22	1.89	0.54
1:N:113:PRO:HB3	2:O:27:TYR:CE1	2.42	0.54
6:S:25:VAL:O	6:S:28:LEU:HB2	2.07	0.54
3:P:23:ALA:C	3:P:25:CYS:N	2.60	0.54
4:D:51:GLY:CA	4:D:84:LEU:HD21	2.36	0.54
3:C:22:CYS:HB2	3:C:240:PHE:CZ	2.42	0.54
8:U:9:LEU:O	8:U:10:LEU:C	2.46	0.54
1:A:60:PRO:HB3	1:A:184:TYR:CD1	2.42	0.54
1:N:108:GLY:O	1:N:111:LYS:HB2	2.06	0.54
1:N:165:ILE:HG23	1:N:166:SER:N	2.21	0.54
3:C:217:LEU:HD23	3:C:232:THR:OG1	2.07	0.54
3:C:120:PRO:HB2	3:C:124:TYR:HB2	1.89	0.54
3:P:199:ILE:HG22	3:P:200:GLN:N	2.15	0.54
2:O:53:ALA:O	2:O:57:LEU:CB	2.52	0.54
2:O:20:LYS:HB2	2:O:20:LYS:HZ2	1.72	0.54
1:A:103:ARG:NH1	1:A:103:ARG:HG3	2.21	0.54
1:A:202:HIS:O	1:A:206:ILE:CG1	2.53	0.54
11:B:305:OPC:HAV	11:B:305:OPC:HAG1	1.89	0.54
2:B:85:PHE:C	2:B:85:PHE:CD1	2.79	0.54
6:F:27:LEU:HD13	6:F:27:LEU:H	1.71	0.54
1:A:52:PHE:HA	1:A:55:THR:HG23	1.89	0.54
1:A:62:VAL:HG13	1:A:177:GLN:CG	2.25	0.54
1:N:88:TRP:O	1:N:89:SER:C	2.46	0.54
3:P:280:GLU:HA	3:P:282:VAL:HG22	1.89	0.54
4:Q:115:VAL:HG11	4:Q:124:PHE:O	2.07	0.54
3:C:23:ALA:C	3:C:25:CYS:N	2.60	0.54
4:Q:145:PRO:O	4:Q:146:LEU:CB	2.55	0.54
4:Q:64:VAL:HG13	4:Q:68:LYS:HG3	1.88	0.54
4:Q:165:TRP:HE3	4:Q:167:GLU:OE2	1.89	0.54
2:B:115:GLU:OE2	2:B:126:ARG:NH2	2.41	0.54
2:B:96:LEU:HD13	2:B:100:LEU:HB2	1.88	0.54
5:E:25:ALA:O	5:E:29:ILE:HD12	2.07	0.54
1:A:137:SER:HB3	1:A:148:VAL:HG21	1.88	0.54
1:N:103:ARG:HG3	1:N:103:ARG:NH1	2.23	0.54
15:R:1101:BCR:HC21	7:T:23:GLN:NE2	2.23	0.54
2:O:62:VAL:HG22	12:O:1309:BNT:CAL	2.36	0.54

Continued on next page...

Continued from previous page...

Atom-1	Atom-2	Interatomic distance (Å)	Clash overlap (Å)
4:D:50:VAL:O	4:D:84:LEU:HD11	2.06	0.54
3:P:10:PRO:C	3:P:106:TYR:HE2	2.11	0.54
3:P:140:LYS:H	3:P:140:LYS:HD2	1.73	0.54
6:F:16:LEU:HA	6:F:19:VAL:HB	1.90	0.54
6:F:9:ALA:HA	6:F:12:LEU:HD12	1.87	0.54
2:O:133:PHE:C	2:O:135:PHE:N	2.60	0.54
3:C:26:HIS:CD2	3:C:158:GLY:HA2	2.43	0.54
3:C:54:TYR:CD1	3:C:58:LEU:HD22	2.42	0.54
3:C:61:VAL:HG23	3:C:62:ALA:N	2.23	0.54
1:A:35:CYS:HA	10:A:303:HEC:C3B	2.36	0.54
2:B:100:LEU:HD23	2:B:100:LEU:O	2.08	0.54
2:B:125:ARG:O	2:B:127:PRO:CD	2.52	0.54
2:B:93:ASN:CG	2:B:94:LYS:H	2.03	0.54
3:C:262:ILE:O	3:C:265:VAL:N	2.40	0.54
6:F:26:LEU:HD23	6:F:26:LEU:C	2.28	0.54
2:O:85:PHE:C	2:O:85:PHE:CD1	2.81	0.54
5:R:15:PHE:HA	5:R:18:ILE:HG13	1.89	0.54
1:N:28:PRO:O	2:O:30:PRO:HB2	2.08	0.54
3:C:116:VAL:HG13	3:C:118:PRO:HG2	1.90	0.54
7:G:20:ALA:C	7:G:24:TYR:CE2	2.81	0.54
1:A:135:GLY:HA2	1:A:138:LEU:HG	1.89	0.54
5:R:24:PHE:O	5:R:26:ILE:N	2.41	0.54
4:D:143:PRO:O	4:D:145:PRO:HD3	2.08	0.54
1:A:119:ILE:O	1:A:120:SER:C	2.46	0.54
1:A:90:ALA:O	1:A:92:MET:N	2.41	0.54
3:C:14:ARG:HG3	3:C:14:ARG:NH1	2.21	0.54
1:N:43:CYS:HA	1:N:46:ILE:HD12	1.90	0.54
2:O:135:PHE:HA	2:O:138:LEU:HB2	1.90	0.54
2:O:43:VAL:CG2	7:T:23:GLN:OE1	2.50	0.54
3:P:120:PRO:HB2	3:P:124:TYR:HB2	1.89	0.54
1:A:173:SER:HB2	4:Q:85:LYS:O	2.07	0.54
2:B:83:PRO:HB2	13:B:201:CLA:CMD	2.38	0.54
2:B:39:VAL:C	2:B:42:VAL:H	2.10	0.54
7:G:28:ASN:ND2	7:G:30:LEU:HD22	2.18	0.54
1:A:141:ASP:C	2:B:65:PRO:HG2	2.28	0.54
3:P:282:VAL:HG23	3:P:283:GLN:N	2.21	0.54
5:R:5:ALA:C	5:R:7:PHE:H	2.12	0.54
6:S:24:GLY:HA2	6:S:27:LEU:HD22	1.89	0.54
3:P:188:ASP:H	3:P:193:VAL:CG2	2.17	0.54
3:C:31:PRO:O	3:C:32:ALA:HB2	2.08	0.54
3:C:54:TYR:HD2	3:C:155:ARG:HH11	1.56	0.54

Continued on next page...

Continued from previous page...

Atom-1	Atom-2	Interatomic distance (Å)	Clash overlap (Å)
8:H:9:LEU:O	8:H:11:VAL:N	2.41	0.54
3:C:205:LYS:HZ3	3:C:207:VAL:CG1	2.20	0.54
4:Q:106:ALA:HB1	4:Q:114:VAL:HG13	1.90	0.54
3:P:46:PHE:CE1	3:P:131:VAL:HG13	2.43	0.54
3:P:61:VAL:HG23	3:P:62:ALA:N	2.23	0.54
2:B:18:LEU:C	2:B:18:LEU:HD12	2.29	0.54
1:N:106:LEU:HD21	2:O:133:PHE:CE1	2.43	0.54
1:N:88:TRP:HB2	2:O:51:ILE:HG23	1.90	0.54
2:O:100:LEU:O	2:O:100:LEU:HD23	2.07	0.54
2:O:38:TYR:CD1	2:O:38:TYR:N	2.75	0.54
5:R:16:PHE:CE2	15:R:1101:BCR:H373	2.41	0.54
8:H:6:TRP:O	8:H:9:LEU:HB2	2.07	0.54
3:C:205:LYS:HE2	3:C:206:THR:N	2.23	0.54
3:C:83:LYS:NZ	3:C:83:LYS:H	2.06	0.54
5:E:16:PHE:CE2	15:E:101:BCR:H373	2.41	0.53
1:N:58:TYR:CE2	1:N:60:PRO:HB3	2.42	0.53
2:O:116:ASN:ND2	2:O:116:ASN:C	2.61	0.53
1:N:135:GLY:HA2	1:N:138:LEU:CG	2.37	0.53
5:E:24:PHE:C	5:E:26:ILE:N	2.61	0.53
1:N:127:ILE:HG21	1:N:195:ILE:HB	1.90	0.53
3:P:277:LYS:HE3	7:T:27:PRO:HD2	1.90	0.53
3:P:17:THR:OG1	3:P:18:GLY:N	2.41	0.53
1:A:24:LYS:NZ	1:A:26:VAL:H	2.06	0.53
2:B:41:PRO:HB3	11:B:305:OPC:HBI2	1.90	0.53
1:A:90:ALA:C	1:A:92:MET:H	2.11	0.53
7:G:9:VAL:HG23	7:G:10:PHE:N	2.20	0.53
2:O:85:PHE:O	2:O:86:GLN:C	2.45	0.53
3:P:231:LEU:HD21	3:P:233:ASN:O	2.09	0.53
3:C:85:ALA:HA	3:C:132:LEU:HB2	1.89	0.53
4:D:90:TYR:HD2	4:D:104:ILE:HD11	1.73	0.53
4:Q:90:TYR:CD2	4:Q:104:ILE:HD11	2.44	0.53
3:P:104:GLN:NE2	3:P:104:GLN:N	2.57	0.53
1:A:146:TRP:CB	2:B:75:ILE:HD11	2.39	0.53
1:A:205:MET:O	1:A:207:ARG:N	2.41	0.53
11:B:305:OPC:HBA1	11:C:306:OPC:CBX	2.36	0.53
3:C:283:GLN:C	3:C:285:ALA:H	2.09	0.53
6:F:14:PHE:C	6:F:17:ILE:HG12	2.29	0.53
1:A:176:GLY:O	1:A:178:ALA:N	2.41	0.53
11:N:1305:OPC:CAY	11:N:1305:OPC:HCB2	2.39	0.53
1:N:170:ARG:NH1	1:N:173:SER:O	2.41	0.53
1:N:193:TRP:O	1:N:197:VAL:HG23	2.08	0.53

Continued on next page...

Continued from previous page...

Atom-1	Atom-2	Interatomic distance (Å)	Clash overlap (Å)
2:O:45:MET:HE3	3:P:269:GLN:CB	2.39	0.53
3:P:54:TYR:CD1	3:P:58:LEU:HD22	2.44	0.53
4:Q:115:VAL:HG22	4:Q:126:CYS:CB	2.37	0.53
3:C:53:PRO:O	3:C:54:TYR:CD2	2.60	0.53
3:P:101:VAL:HB	3:P:118:PRO:HB2	1.87	0.53
8:U:6:TRP:O	8:U:9:LEU:HB2	2.07	0.53
3:P:44:THR:O	3:P:132:LEU:HA	2.08	0.53
2:O:26:TYR:O	2:O:26:TYR:CD1	2.60	0.53
9:A:302:HEM:HMA2	16:A:304:HOH:O	2.07	0.53
10:A:303:HEC:HBC2	2:B:44:ILE:HD11	1.91	0.53
1:A:39:ILE:HG23	2:B:47:THR:CG2	2.35	0.53
1:A:194:LEU:N	1:A:194:LEU:HD23	2.22	0.53
2:O:130:THR:O	2:O:133:PHE:N	2.39	0.53
2:O:93:ASN:O	2:O:94:LYS:HB2	2.08	0.53
2:O:64:GLU:CD	2:O:65:PRO:HD3	2.29	0.53
3:P:120:PRO:HG2	3:P:124:TYR:CD1	2.44	0.53
1:N:211:ILE:O	1:N:212:SER:OG	2.23	0.53
4:D:94:GLU:C	4:D:96:LYS:H	2.11	0.53
4:Q:58:ASP:O	4:Q:59:LYS:HB2	2.08	0.53
2:B:115:GLU:OE2	2:B:126:ARG:CZ	2.57	0.53
2:B:133:PHE:C	2:B:135:PHE:N	2.62	0.53
2:B:82:TYR:O	2:B:86:GLN:N	2.35	0.53
1:N:17:LEU:CG	1:N:20:ASP:HB2	2.35	0.53
1:A:194:LEU:O	1:A:195:ILE:C	2.47	0.53
1:N:118:TRP:HZ3	2:O:109:ILE:HA	1.70	0.53
1:N:52:PHE:HA	1:N:55:THR:HG23	1.90	0.53
2:O:87:ILE:O	2:O:88:LEU:C	2.46	0.53
2:O:95:LEU:HD23	2:O:95:LEU:N	2.24	0.53
5:R:25:ALA:C	5:R:26:ILE:HD12	2.28	0.53
1:N:27:PRO:HA	2:O:33:PRO:HG3	1.91	0.53
7:T:7:GLY:C	7:T:9:VAL:H	2.10	0.53
1:A:34:TYR:OH	1:A:107:THR:HG21	2.09	0.53
1:A:113:PRO:HA	1:N:16:ALA:HB1	1.86	0.53
2:B:124:PHE:HZ	5:E:27:LYS:CB	2.21	0.53
2:B:94:LYS:C	2:B:96:LEU:N	2.59	0.53
3:C:280:GLU:O	3:C:280:GLU:HG2	2.08	0.53
11:C:306:OPC:HAL2	11:C:306:OPC:HAP2	1.90	0.53
5:E:3:LEU:O	5:E:4:GLY:C	2.47	0.53
1:A:165:ILE:O	1:A:165:ILE:HD13	2.09	0.53
1:N:166:SER:OG	1:N:170:ARG:NH2	2.42	0.53
2:O:99:LEU:O	2:O:102:ALA:N	2.42	0.53

Continued on next page...

Continued from previous page...

Atom-1	Atom-2	Interatomic distance (Å)	Clash overlap (Å)
3:P:277:LYS:NZ	7:T:27:PRO:HD2	2.24	0.53
3:C:213:ALA:O	3:C:215:PRO:HD2	2.08	0.53
3:C:118:PRO:C	3:C:120:PRO:HD3	2.29	0.53
2:O:57:LEU:CD1	7:T:10:PHE:HA	2.39	0.53
7:T:9:VAL:HG23	7:T:10:PHE:N	2.18	0.53
3:C:89:ARG:NH1	3:C:89:ARG:HG3	2.23	0.53
3:P:151:LEU:HG	3:P:152:GLY:N	2.23	0.53
5:E:2:ILE:HG23	5:E:3:LEU:N	2.19	0.53
1:A:42:THR:O	1:A:44:PHE:N	2.42	0.53
1:N:170:ARG:HD2	1:N:171:GLY:N	2.23	0.53
1:N:32:ILE:HD11	7:T:26:ARG:HH22	1.74	0.53
1:N:41:LEU:HD21	1:N:45:LEU:HD11	1.90	0.53
2:O:125:ARG:O	2:O:126:ARG:HB3	2.07	0.53
3:P:271:MET:HE2	4:Q:26:THR:HG21	1.90	0.53
3:P:22:CYS:HB2	3:P:240:PHE:CZ	2.44	0.53
1:N:27:PRO:HD2	2:O:29:GLU:HB3	1.90	0.53
4:D:115:VAL:HG13	4:D:126:CYS:CA	2.36	0.53
3:C:118:PRO:O	3:C:120:PRO:HD3	2.09	0.53
2:O:75:ILE:CG2	2:O:76:LEU:H	2.11	0.53
3:C:93:GLU:C	3:C:95:LYS:N	2.61	0.53
3:P:91:PRO:HB2	3:P:95:LYS:CE	2.39	0.53
2:B:37:LEU:HB2	2:B:38:TYR:CE1	2.44	0.53
1:A:146:TRP:HB3	2:B:75:ILE:HD11	1.90	0.53
3:C:277:LYS:C	3:C:279:VAL:H	2.11	0.53
1:N:160:VAL:C	1:N:162:GLY:N	2.60	0.53
2:O:79:TRP:CZ3	5:R:4:GLY:HA3	2.43	0.53
3:C:10:PRO:C	3:C:106:TYR:HE2	2.11	0.53
3:P:61:VAL:O	3:P:62:ALA:HB2	2.07	0.53
3:P:126:GLU:C	3:P:127:ILE:HD12	2.29	0.53
4:Q:102:TYR:CG	4:Q:150:LEU:HD23	2.43	0.53
1:A:25:TYR:O	1:A:26:VAL:HG13	2.09	0.53
2:B:105:PRO:HG2	2:B:106:LEU:N	2.21	0.53
1:A:33:PHE:CE1	5:E:14:LEU:HD12	2.44	0.53
1:N:17:LEU:HG	1:N:20:ASP:OD1	2.08	0.53
1:N:116:LEU:HD12	1:N:117:THR:H	1.74	0.53
1:N:41:LEU:HD13	10:N:303:HEC:HMD2	1.91	0.53
2:O:127:PRO:C	2:O:129:ALA:N	2.62	0.53
3:P:277:LYS:C	3:P:279:VAL:H	2.11	0.53
3:P:53:PRO:O	3:P:54:TYR:CD2	2.62	0.53
4:D:145:PRO:O	4:D:146:LEU:CB	2.57	0.53
4:Q:38:LEU:HD12	4:Q:38:LEU:O	2.08	0.53

Continued on next page...

Continued from previous page...

Atom-1	Atom-2	Interatomic distance (Å)	Clash overlap (Å)
3:C:90:ILE:O	3:C:90:ILE:HG22	2.07	0.53
3:C:91:PRO:HB2	3:C:95:LYS:CE	2.39	0.53
3:C:76:LEU:HD23	3:C:77:MET:N	2.23	0.53
1:N:34:TYR:N	1:N:34:TYR:CD1	2.76	0.52
2:O:96:LEU:HD11	2:O:100:LEU:HD12	1.91	0.52
3:C:101:VAL:HB	3:C:118:PRO:HB2	1.88	0.52
3:P:89:ARG:NH1	3:P:89:ARG:HG3	2.24	0.52
3:C:219:VAL:CG1	3:C:220:SER:H	2.21	0.52
4:Q:90:TYR:HD2	4:Q:104:ILE:HD11	1.75	0.52
1:A:212:SER:O	5:E:26:ILE:HG12	2.08	0.52
1:N:158:ILE:HG22	1:N:161:VAL:CG2	2.32	0.52
2:O:39:VAL:O	2:O:42:VAL:N	2.43	0.52
5:R:3:LEU:O	5:R:4:GLY:C	2.45	0.52
4:D:118:ASN:ND2	4:D:120:ALA:H	2.07	0.52
4:D:90:TYR:CD2	4:D:104:ILE:HD11	2.44	0.52
3:C:3:PHE:CD1	3:C:3:PHE:N	2.72	0.52
2:O:139:VAL:O	2:O:142:TRP:HB3	2.09	0.52
1:A:114:ARG:NH1	1:A:114:ARG:HB2	2.24	0.52
2:B:135:PHE:HA	2:B:138:LEU:HB2	1.91	0.52
11:B:305:OPC:CAG	11:B:305:OPC:CAV	2.86	0.52
1:N:194:LEU:HD23	1:N:194:LEU:N	2.23	0.52
1:N:58:TYR:CD2	1:N:184:TYR:HE1	2.22	0.52
5:E:5:ALA:HB1	6:F:10:ALA:CA	2.38	0.52
1:A:52:PHE:HB2	1:N:189:PHE:CZ	2.44	0.52
12:B:309:BNT:HAM2	3:C:148:ALA:H	1.71	0.52
7:G:7:GLY:C	7:G:9:VAL:H	2.10	0.52
1:N:114:ARG:HD3	1:N:208:LYS:CB	2.39	0.52
1:N:90:ALA:C	1:N:92:MET:N	2.63	0.52
2:O:71:THR:O	2:O:71:THR:HG22	2.08	0.52
1:A:112:LYS:HZ3	2:B:27:TYR:HE1	1.56	0.52
1:A:30:VAL:H	1:A:211:ILE:HD12	1.75	0.52
3:C:268:ALA:O	3:C:270:LEU:N	2.43	0.52
1:A:155:PRO:O	1:A:158:ILE:HD12	2.08	0.52
1:A:77:SER:O	1:A:78:PHE:CB	2.57	0.52
1:N:102:PHE:CE2	13:O:1201:CLA:HMA3	2.45	0.52
2:O:133:PHE:HE2	2:O:137:THR:HG21	1.71	0.52
3:C:153:ALA:O	3:C:240:PHE:HA	2.10	0.52
1:N:210:GLY:O	1:N:211:ILE:HB	2.09	0.52
3:C:180:ILE:HA	3:C:200:GLN:HB2	1.90	0.52
4:D:55:THR:O	4:D:64:VAL:HB	2.10	0.52
3:P:136:PRO:HA	3:P:142:ILE:HB	1.91	0.52

Continued on next page...

Continued from previous page...

Atom-1	Atom-2	Interatomic distance (Å)	Clash overlap (Å)
3:C:97:GLU:HG2	3:C:97:GLU:O	2.08	0.52
1:A:88:TRP:O	1:A:89:SER:C	2.47	0.52
6:S:26:LEU:HD23	6:S:26:LEU:C	2.30	0.52
3:C:172:PHE:N	3:C:231:LEU:HG	2.25	0.52
3:P:26:HIS:HA	3:P:159:GLN:OE1	2.09	0.52
7:G:6:LEU:H	7:G:6:LEU:CD2	2.13	0.52
8:H:9:LEU:O	8:H:10:LEU:C	2.47	0.52
8:U:3:VAL:O	8:U:6:TRP:N	2.42	0.52
3:P:255:VAL:O	3:P:258:MET:HG3	2.08	0.52
3:P:34:VAL:CG1	3:P:151:LEU:HD22	2.40	0.52
3:C:61:VAL:O	3:C:62:ALA:HB2	2.08	0.52
4:D:137:GLY:O	4:D:138:ARG:C	2.48	0.52
2:B:82:TYR:N	2:B:83:PRO:HD2	2.23	0.52
2:B:99:LEU:O	2:B:102:ALA:N	2.43	0.52
1:N:160:VAL:HA	1:N:163:VAL:HB	1.91	0.52
7:T:20:ALA:C	7:T:24:TYR:CE2	2.83	0.52
4:D:126:CYS:HB3	4:D:131:SER:H	1.75	0.52
3:C:157:ARG:NH2	3:C:161:TYR:OH	2.43	0.52
8:H:7:VAL:O	8:H:9:LEU:N	2.43	0.52
4:D:165:TRP:HE3	4:D:167:GLU:OE2	1.91	0.52
4:D:102:TYR:CG	4:D:150:LEU:HD23	2.45	0.52
2:B:127:PRO:HA	2:B:130:THR:HB	1.92	0.52
6:F:18:PHE:CD2	6:F:18:PHE:N	2.78	0.52
3:C:245:THR:OG1	3:C:246:GLU:N	2.41	0.52
8:U:9:LEU:HD22	8:U:13:PHE:CZ	2.44	0.52
3:P:219:VAL:CG1	3:P:220:SER:H	2.22	0.52
2:O:150:PRO:O	2:O:151:LEU:HB3	2.10	0.52
2:B:69:PHE:CD2	2:B:69:PHE:O	2.63	0.52
2:B:45:MET:CE	3:C:272:LEU:HD12	2.40	0.52
6:F:10:ALA:O	6:F:12:LEU:N	2.43	0.52
7:G:28:ASN:HD21	7:G:30:LEU:CD2	2.18	0.52
1:N:15:GLN:H	1:N:15:GLN:NE2	2.06	0.52
1:A:78:PHE:HE1	4:D:37:PRO:HA	1.74	0.52
2:O:36:LEU:HA	2:O:39:VAL:CG1	2.40	0.52
6:S:16:LEU:HA	6:S:19:VAL:HB	1.92	0.52
7:T:8:LEU:HD23	7:T:12:THR:CG2	2.39	0.52
4:D:55:THR:OG1	4:D:63:ASN:HA	2.09	0.52
1:N:104:VAL:O	1:N:105:TYR:C	2.48	0.52
11:N:1305:OPC:CBR	11:N:1305:OPC:CBN	2.86	0.52
9:N:302:HEM:HAA2	10:N:303:HEC:CHA	2.40	0.52
2:O:36:LEU:HA	2:O:39:VAL:HG13	1.92	0.52

Continued on next page...

Continued from previous page...

Atom-1	Atom-2	Interatomic distance (Å)	Clash overlap (Å)
5:R:10:VAL:O	5:R:10:VAL:CG1	2.58	0.52
5:R:11:PHE:CG	5:R:12:ILE:N	2.77	0.52
6:S:23:LEU:O	6:S:27:LEU:HD22	2.10	0.52
3:P:157:ARG:NH2	3:P:161:TYR:OH	2.43	0.52
3:P:245:THR:OG1	3:P:246:GLU:N	2.43	0.52
3:C:226:LYS:NZ	3:C:226:LYS:CB	2.73	0.52
4:Q:152:HIS:HB2	4:Q:163:THR:OG1	2.09	0.52
1:A:116:LEU:HD12	1:A:117:THR:H	1.74	0.51
1:A:28:PRO:HG2	1:A:29:HIS:H	1.74	0.51
7:G:30:LEU:H	7:G:30:LEU:HD12	1.75	0.51
1:A:175:VAL:O	1:A:176:GLY:O	2.28	0.51
1:A:134:THR:HB	1:A:187:HIS:HB2	1.92	0.51
1:N:184:TYR:CE2	1:N:188:THR:HG21	2.44	0.51
2:O:42:VAL:HG22	3:P:269:GLN:HA	1.92	0.51
4:Q:27:VAL:C	4:Q:29:GLY:N	2.62	0.51
3:P:161:TYR:HA	9:P:301:HEM:HMD2	1.91	0.51
2:B:49:ALA:O	2:B:52:VAL:CB	2.59	0.51
8:U:7:VAL:O	8:U:8:ALA:C	2.49	0.51
4:Q:94:GLU:HA	4:Q:94:GLU:OE1	2.10	0.51
4:D:90:TYR:O	4:D:103:GLY:HA3	2.10	0.51
1:A:70:GLN:O	1:A:74:ASN:CB	2.58	0.51
3:P:177:THR:HA	3:P:227:ALA:HA	1.91	0.51
1:A:31:ASN:CG	1:A:211:ILE:HD11	2.31	0.51
3:C:271:MET:HA	3:C:274:LEU:HG	1.92	0.51
1:N:157:ALA:O	1:N:158:ILE:CB	2.57	0.51
1:N:95:LEU:CD2	1:N:99:LEU:HD21	2.41	0.51
3:P:66:SER:O	3:P:68:VAL:HG22	2.10	0.51
2:B:127:PRO:C	2:B:129:ALA:H	2.13	0.51
11:B:305:OPC:HBZ2	11:B:305:OPC:CAX	2.40	0.51
5:E:10:VAL:O	5:E:10:VAL:CG1	2.59	0.51
1:N:15:GLN:CA	1:N:15:GLN:HE21	2.20	0.51
1:A:141:ASP:O	1:A:145:TYR:HB2	2.10	0.51
1:A:85:ILE:O	1:A:89:SER:N	2.44	0.51
2:B:51:ILE:HD12	2:B:51:ILE:N	2.22	0.51
2:O:118:ASN:ND2	2:O:123:PRO:HB2	2.24	0.51
2:O:141:ILE:C	2:O:143:LEU:H	2.12	0.51
7:T:29:GLU:O	7:T:30:LEU:HD13	2.09	0.51
2:O:64:GLU:N	2:O:65:PRO:CD	2.72	0.51
3:C:54:TYR:OH	3:C:125:GLN:NE2	2.43	0.51
3:C:117:GLY:O	3:C:119:LEU:HG	2.11	0.51
3:C:188:ASP:CG	3:C:192:ASN:HB3	2.30	0.51

Continued on next page...

Continued from previous page...

Atom-1	Atom-2	Interatomic distance (Å)	Clash overlap (Å)
2:O:53:ALA:HA	3:P:258:MET:CE	2.40	0.51
3:C:255:VAL:O	3:C:258:MET:HG3	2.10	0.51
2:B:133:PHE:C	2:B:135:PHE:H	2.11	0.51
5:E:5:ALA:CB	6:F:6:MET:O	2.59	0.51
1:N:41:LEU:O	1:N:42:THR:C	2.49	0.51
1:N:90:ALA:O	1:N:94:VAL:HG23	2.10	0.51
6:S:28:LEU:HB3	6:S:33:ALA:HB2	1.92	0.51
4:Q:110:HIS:CD2	4:Q:143:PRO:HB2	2.46	0.51
3:P:81:GLY:O	3:P:83:LYS:HD3	2.10	0.51
1:A:116:LEU:C	1:A:118:TRP:N	2.63	0.51
1:A:31:ASN:ND2	1:A:211:ILE:HD11	2.26	0.51
2:B:39:VAL:O	2:B:42:VAL:N	2.44	0.51
2:B:41:PRO:O	2:B:45:MET:HG3	2.11	0.51
7:G:18:TYR:O	7:G:21:TYR:N	2.43	0.51
1:A:142:GLN:N	2:B:65:PRO:CG	2.73	0.51
2:O:36:LEU:CA	2:O:39:VAL:HG13	2.41	0.51
4:Q:115:VAL:HG22	4:Q:126:CYS:HB2	1.91	0.51
3:C:102:TYR:HB3	3:C:118:PRO:HD3	1.91	0.51
3:C:120:PRO:HG2	3:C:124:TYR:CD1	2.46	0.51
3:P:118:PRO:C	3:P:120:PRO:HD3	2.31	0.51
8:U:9:LEU:HD22	8:U:13:PHE:HZ	1.75	0.51
4:Q:35:LEU:HD23	4:Q:36:TYR:N	2.26	0.51
4:D:19:MET:O	4:D:22:LEU:HD22	2.11	0.51
4:D:80:LEU:HD23	4:D:80:LEU:H	1.74	0.51
5:R:13:ALA:HB2	6:S:14:PHE:HD1	1.75	0.51
1:N:87:ARG:HH12	3:P:146:LYS:NZ	2.08	0.51
4:Q:132:GLN:NE2	4:Q:141:ARG:HB2	2.25	0.51
3:C:168:ASN:O	3:C:170:ASN:N	2.44	0.51
3:P:83:LYS:HZ1	3:P:133:SER:CA	2.23	0.51
3:C:110:GLN:HB3	3:C:113:VAL:CG2	2.40	0.51
1:A:117:THR:HA	1:A:205:MET:CE	2.41	0.51
2:B:127:PRO:O	2:B:129:ALA:N	2.44	0.51
2:B:130:THR:O	2:B:133:PHE:N	2.42	0.51
2:B:80:TYR:O	2:B:82:TYR:N	2.35	0.51
2:B:82:TYR:O	2:B:83:PRO:C	2.48	0.51
1:A:158:ILE:HG22	1:A:162:GLY:HA3	1.92	0.51
1:A:41:LEU:HD21	1:A:45:LEU:HD11	1.93	0.51
1:A:52:PHE:C	1:A:54:MET:N	2.62	0.51
2:O:38:TYR:C	3:P:272:LEU:HD22	2.30	0.51
3:C:158:GLY:HA3	9:C:301:HEM:C2D	2.46	0.51
3:C:41:LEU:O	3:C:133:SER:HB3	2.11	0.51

Continued on next page...

Continued from previous page...

Atom-1	Atom-2	Interatomic distance (Å)	Clash overlap (Å)
1:N:135:GLY:H	1:N:187:HIS:HD1	1.56	0.51
5:E:32:ILE:O	5:E:32:ILE:HG22	2.09	0.51
1:A:104:VAL:O	1:A:105:TYR:C	2.49	0.51
2:B:36:LEU:CA	2:B:39:VAL:HG13	2.40	0.51
1:A:193:TRP:O	1:A:197:VAL:HG23	2.11	0.51
1:N:32:ILE:HD11	7:T:26:ARG:NH2	2.26	0.51
4:Q:113:CYS:CB	4:Q:128:CYS:HG	2.20	0.51
1:N:23:SER:HA	1:N:25:TYR:CE1	2.42	0.51
3:C:181:THR:OG1	3:C:200:GLN:HG2	2.11	0.51
3:C:44:THR:O	3:C:132:LEU:HA	2.11	0.51
1:A:117:THR:HA	1:A:205:MET:HE1	1.92	0.51
1:A:33:PHE:CE2	15:E:101:BCR:H352	2.46	0.51
2:B:83:PRO:HA	2:B:143:LEU:HB3	1.92	0.51
5:E:28:SER:C	5:E:30:LYS:N	2.63	0.51
6:F:10:ALA:C	6:F:12:LEU:N	2.63	0.51
7:G:14:GLY:C	7:G:16:LEU:H	2.14	0.51
1:A:167:ASP:O	1:A:169:LEU:N	2.44	0.51
1:A:82:ILE:HD13	4:D:41:TYR:CD1	2.46	0.51
1:N:32:ILE:HG22	1:N:33:PHE:HD1	1.75	0.51
3:P:193:VAL:O	3:P:193:VAL:HG12	2.10	0.51
3:C:26:HIS:HA	3:C:159:GLN:OE1	2.11	0.51
3:P:117:GLY:O	3:P:119:LEU:HG	2.11	0.51
4:Q:38:LEU:HD11	4:Q:42:PHE:HE1	1.75	0.51
3:P:76:LEU:HD23	3:P:77:MET:N	2.26	0.51
2:O:20:LYS:NZ	2:O:20:LYS:CB	2.72	0.51
3:C:265:VAL:O	3:C:269:GLN:HG3	2.11	0.51
1:A:102:PHE:HE1	5:E:11:PHE:HD1	1.59	0.51
1:N:202:HIS:O	1:N:206:ILE:CG1	2.57	0.51
2:O:96:LEU:HD13	2:O:100:LEU:HB2	1.92	0.51
5:R:14:LEU:O	5:R:17:GLY:C	2.49	0.51
5:R:2:ILE:HG23	5:R:3:LEU:N	2.19	0.51
6:S:24:GLY:HA2	6:S:27:LEU:CD2	2.41	0.51
3:P:172:PHE:N	3:P:231:LEU:HG	2.26	0.51
8:U:7:VAL:O	8:U:9:LEU:N	2.44	0.51
3:C:81:GLY:O	3:C:83:LYS:HD3	2.11	0.51
1:N:146:TRP:CZ2	2:O:69:PHE:HA	2.43	0.51
1:A:140:TRP:CE3	2:B:68:PRO:HD2	2.46	0.50
1:A:52:PHE:N	9:A:301:HEM:HAC	2.26	0.50
1:A:77:SER:O	4:D:41:TYR:HA	2.10	0.50
5:R:5:ALA:HB1	6:S:10:ALA:CA	2.40	0.50
3:P:54:TYR:OH	3:P:125:GLN:NE2	2.43	0.50

Continued on next page...

Continued from previous page...

Atom-1	Atom-2	Interatomic distance (Å)	Clash overlap (Å)
3:P:158:GLY:HA3	9:P:301:HEM:C2D	2.46	0.50
3:P:172:PHE:H	3:P:231:LEU:CG	2.23	0.50
3:P:172:PHE:H	3:P:231:LEU:CD2	2.24	0.50
3:P:199:ILE:HB	3:P:207:VAL:O	2.11	0.50
3:P:144:PHE:O	3:P:147:TYR:HE1	1.94	0.50
3:P:90:ILE:HG22	3:P:90:ILE:O	2.12	0.50
3:P:92:GLU:HG3	3:P:94:LEU:H	1.76	0.50
3:P:61:VAL:CG2	3:P:62:ALA:H	2.23	0.50
3:P:189:GLU:O	3:P:190:TYR:HB2	2.10	0.50
1:A:148:VAL:CG1	1:A:183:TYR:CE2	2.94	0.50
1:A:47:GLN:HA	1:A:47:GLN:OE1	2.11	0.50
2:O:125:ARG:CB	2:O:125:ARG:CZ	2.85	0.50
6:S:9:ALA:HA	6:S:12:LEU:CD1	2.40	0.50
3:P:269:GLN:HE22	7:T:18:TYR:HD2	1.57	0.50
4:D:132:GLN:HB2	4:D:141:ARG:HB3	1.94	0.50
7:T:8:LEU:HD23	7:T:12:THR:HG23	1.94	0.50
3:C:87:GLU:HA	3:C:90:ILE:HD12	1.93	0.50
3:C:17:THR:OG1	3:C:18:GLY:N	2.44	0.50
1:A:110:PHE:HB3	1:A:118:TRP:CD1	2.46	0.50
1:A:124:LEU:CB	9:A:302:HEM:HBB2	2.14	0.50
2:B:81:LEU:HD12	2:B:81:LEU:N	2.26	0.50
1:N:123:ILE:HG21	1:N:198:PHE:CE2	2.47	0.50
2:O:38:TYR:O	3:P:272:LEU:HD22	2.11	0.50
6:S:14:PHE:C	6:S:17:ILE:HG12	2.32	0.50
4:D:132:GLN:NE2	4:D:141:ARG:CB	2.73	0.50
3:C:70:LEU:O	3:C:70:LEU:HD12	2.11	0.50
3:P:118:PRO:O	3:P:120:PRO:HD3	2.11	0.50
4:D:70:LEU:HD13	4:D:71:GLU:HG2	1.92	0.50
3:P:46:PHE:HE2	3:P:133:SER:HB2	1.76	0.50
3:P:10:PRO:N	3:P:11:PRO:CD	2.74	0.50
2:B:31:ALA:O	2:B:32:TRP:CB	2.60	0.50
5:E:2:ILE:HD11	6:F:9:ALA:CB	2.42	0.50
1:A:152:SER:HB2	1:A:170:ARG:CD	2.40	0.50
1:A:152:SER:HB2	1:A:170:ARG:CG	2.41	0.50
1:N:197:VAL:O	1:N:200:LEU:HB2	2.11	0.50
2:O:130:THR:HG22	2:O:131:THR:N	2.24	0.50
7:T:16:LEU:O	7:T:18:TYR:N	2.44	0.50
7:T:28:ASN:O	7:T:29:GLU:HB2	2.11	0.50
4:D:115:VAL:HG11	4:D:124:PHE:O	2.12	0.50
8:H:3:VAL:O	8:H:6:TRP:CB	2.59	0.50
3:C:185:LYS:HD2	3:C:195:TYR:CB	2.40	0.50

Continued on next page...

Continued from previous page...

Atom-1	Atom-2	Interatomic distance (Å)	Clash overlap (Å)
2:O:24:HIS:ND1	2:O:24:HIS:C	2.61	0.50
5:R:32:ILE:HG22	5:R:32:ILE:O	2.10	0.50
5:E:26:ILE:HG23	5:E:30:LYS:NZ	2.25	0.50
6:F:11:LEU:N	6:F:11:LEU:HD12	2.26	0.50
1:N:114:ARG:HD3	1:N:208:LYS:HE2	1.94	0.50
5:R:3:LEU:O	5:R:7:PHE:CD2	2.64	0.50
6:S:10:ALA:C	6:S:12:LEU:N	2.64	0.50
8:H:2:ASP:OD1	8:H:3:VAL:N	2.44	0.50
2:O:50:CYS:O	2:O:54:LEU:HG	2.12	0.50
2:O:73:LEU:N	2:O:73:LEU:HD23	2.26	0.50
3:C:140:LYS:HD2	3:C:140:LYS:H	1.76	0.50
2:B:82:TYR:O	2:B:85:PHE:N	2.45	0.50
3:C:277:LYS:NZ	3:C:278:GLN:OE1	2.40	0.50
1:A:157:ALA:C	1:A:158:ILE:HG13	2.32	0.50
1:N:51:GLY:HA2	1:N:54:MET:CE	2.41	0.50
2:O:105:PRO:HG2	2:O:106:LEU:N	2.23	0.50
2:O:105:PRO:CG	2:O:106:LEU:H	2.21	0.50
3:P:262:ILE:O	3:P:265:VAL:N	2.45	0.50
5:R:11:PHE:HA	5:R:14:LEU:CD2	2.37	0.50
5:R:2:ILE:HD11	6:S:9:ALA:CB	2.41	0.50
3:P:170:ASN:HA	3:P:236:ASN:HB2	1.93	0.50
4:Q:126:CYS:SG	4:Q:127:PRO:CD	3.00	0.50
3:C:50:VAL:HG21	3:C:129:PHE:CE1	2.46	0.50
2:B:71:THR:OG1	4:Q:114:VAL:HB	2.11	0.50
1:A:41:LEU:O	1:A:42:THR:C	2.50	0.50
2:B:66:ALA:O	2:B:67:ASN:ND2	2.45	0.50
4:D:41:TYR:HD2	4:D:42:PHE:N	2.09	0.50
1:N:52:PHE:C	1:N:54:MET:N	2.63	0.50
2:O:41:PRO:HB2	3:P:272:LEU:CD1	2.42	0.50
5:R:11:PHE:CD2	5:R:12:ILE:N	2.79	0.50
3:P:188:ASP:CG	3:P:192:ASN:HB3	2.32	0.50
3:P:31:PRO:O	3:P:32:ALA:HB2	2.11	0.50
3:P:55:ASP:HB2	3:P:57:LYS:HD2	1.92	0.50
8:U:1:ILE:CG2	8:U:2:ASP:H	2.21	0.50
1:A:68:SER:O	1:A:71:TYR:HB3	2.11	0.50
4:Q:51:GLY:C	4:Q:54:THR:HG22	2.32	0.50
2:B:135:PHE:C	2:B:135:PHE:CD1	2.83	0.50
2:B:31:ALA:HB1	7:G:30:LEU:O	2.11	0.50
1:A:102:PHE:CE1	5:E:15:PHE:CZ	2.97	0.50
1:N:17:LEU:CD2	1:N:20:ASP:HB2	2.42	0.50
1:A:184:TYR:CE2	1:A:188:THR:HG21	2.47	0.50

Continued on next page...

Continued from previous page...

Atom-1	Atom-2	Interatomic distance (Å)	Clash overlap (Å)
1:A:83:ARG:HG3	1:A:84:SER:N	2.26	0.50
1:N:114:ARG:O	1:N:114:ARG:HG2	2.10	0.50
1:N:167:ASP:C	1:N:169:LEU:N	2.63	0.50
5:R:12:ILE:HA	5:R:15:PHE:CE1	2.46	0.50
2:O:59:PRO:HD2	3:P:248:VAL:HG21	1.93	0.50
3:P:252:PRO:C	3:P:254:ARG:N	2.64	0.50
3:C:83:LYS:HZ1	3:C:133:SER:CA	2.25	0.50
3:C:189:GLU:O	3:C:190:TYR:HB2	2.12	0.50
3:C:268:ALA:C	3:C:270:LEU:N	2.65	0.50
7:G:19:ALA:O	7:G:20:ALA:C	2.50	0.50
7:G:18:TYR:O	7:G:21:TYR:HB2	2.12	0.50
2:B:63:GLY:HA2	12:B:309:BNT:OAN	2.12	0.50
2:O:38:TYR:HA	2:O:41:PRO:CG	2.42	0.50
2:O:98:VAL:O	2:O:99:LEU:C	2.50	0.50
7:T:26:ARG:N	7:T:27:PRO:CD	2.73	0.50
3:P:102:TYR:HB3	3:P:118:PRO:HD3	1.93	0.50
2:B:36:LEU:HA	2:B:39:VAL:CG1	2.41	0.49
2:B:36:LEU:C	2:B:39:VAL:HG13	2.32	0.49
5:E:2:ILE:HG13	5:E:6:VAL:CG2	2.42	0.49
7:G:24:TYR:N	7:G:24:TYR:CD2	2.80	0.49
1:N:111:LYS:HZ1	1:N:112:LYS:HE3	1.76	0.49
2:O:38:TYR:HA	2:O:41:PRO:HG3	1.94	0.49
3:P:263:CYS:HA	3:P:266:MET:HB2	1.94	0.49
6:S:11:LEU:HD12	6:S:11:LEU:N	2.27	0.49
4:D:51:GLY:HA2	4:D:54:THR:CB	2.33	0.49
3:C:205:LYS:C	3:C:205:LYS:HE2	2.32	0.49
3:P:86:PRO:HG2	3:P:89:ARG:HB2	1.94	0.49
3:C:151:LEU:HG	3:C:152:GLY:N	2.27	0.49
5:E:11:PHE:CD2	5:E:12:ILE:N	2.79	0.49
6:F:9:ALA:HA	6:F:12:LEU:CD1	2.41	0.49
7:G:29:GLU:O	7:G:30:LEU:O	2.30	0.49
1:A:154:VAL:N	1:A:155:PRO:HD2	2.26	0.49
1:A:87:ARG:HD3	2:B:60:ALA:HB2	1.93	0.49
2:O:36:LEU:O	2:O:40:PHE:N	2.44	0.49
2:O:82:TYR:O	2:O:83:PRO:C	2.48	0.49
3:P:271:MET:CG	3:P:274:LEU:HD12	2.41	0.49
6:S:21:TRP:O	6:S:25:VAL:HG23	2.11	0.49
3:P:278:GLN:NE2	7:T:25:LYS:HE3	2.27	0.49
3:P:146:LYS:HG2	3:P:248:VAL:CG2	2.34	0.49
3:P:217:LEU:HD23	3:P:232:THR:OG1	2.13	0.49
4:D:155:VAL:HG13	4:D:158:ASP:HA	1.94	0.49

Continued on next page...

Continued from previous page...

Atom-1	Atom-2	Interatomic distance (Å)	Clash overlap (Å)
4:D:113:CYS:SG	14:D:201:FES:S2	3.09	0.49
3:C:93:GLU:O	3:C:95:LYS:N	2.45	0.49
3:C:76:LEU:C	3:C:76:LEU:HD23	2.33	0.49
2:B:130:THR:HG22	2:B:131:THR:N	2.25	0.49
5:E:5:ALA:C	5:E:7:PHE:H	2.15	0.49
1:A:85:ILE:HG23	2:B:51:ILE:HG22	1.93	0.49
1:A:88:TRP:HZ2	2:B:58:ASP:OD1	1.95	0.49
1:N:104:VAL:O	1:N:107:THR:N	2.45	0.49
1:N:116:LEU:CD1	1:N:117:THR:H	2.25	0.49
2:O:79:TRP:CZ3	5:R:4:GLY:CA	2.95	0.49
5:R:2:ILE:O	5:R:3:LEU:C	2.49	0.49
7:T:28:ASN:CG	7:T:30:LEU:HD21	2.31	0.49
3:P:89:ARG:O	3:P:90:ILE:C	2.50	0.49
1:A:59:LYS:HD2	1:A:68:SER:HB2	1.93	0.49
3:C:34:VAL:HG22	3:C:243:ASP:HB3	1.95	0.49
3:P:110:GLN:HB3	3:P:113:VAL:CG2	2.41	0.49
5:E:14:LEU:O	5:E:17:GLY:C	2.50	0.49
1:N:119:ILE:O	1:N:120:SER:C	2.51	0.49
4:D:118:ASN:C	4:D:120:ALA:N	2.66	0.49
3:P:176:ALA:H	3:P:228:GLY:HA3	1.77	0.49
3:C:11:PRO:HA	3:C:107:LYS:HD2	1.93	0.49
3:P:10:PRO:O	3:P:106:TYR:CE2	2.65	0.49
4:D:106:ALA:HB1	4:D:114:VAL:HG13	1.95	0.49
4:D:94:GLU:OE1	4:D:94:GLU:HA	2.12	0.49
2:B:127:PRO:C	2:B:129:ALA:N	2.66	0.49
2:B:133:PHE:HE2	2:B:137:THR:HG21	1.72	0.49
2:B:45:MET:HE2	3:C:272:LEU:HD12	1.93	0.49
2:B:87:ILE:O	2:B:88:LEU:C	2.51	0.49
1:A:135:GLY:HA2	1:A:138:LEU:CG	2.43	0.49
1:N:103:ARG:O	1:N:103:ARG:HD2	2.12	0.49
1:N:116:LEU:C	1:N:118:TRP:N	2.65	0.49
1:N:193:TRP:O	1:N:196:ALA:HB3	2.12	0.49
1:N:52:PHE:O	1:N:55:THR:N	2.36	0.49
11:O:1306:OPC:HCB3	11:O:1306:OPC:CBB	2.42	0.49
5:R:2:ILE:HG13	5:R:6:VAL:CG2	2.42	0.49
7:T:18:TYR:O	7:T:21:TYR:N	2.45	0.49
3:P:26:HIS:CD2	3:P:158:GLY:HA2	2.48	0.49
4:Q:125:LYS:HG2	4:Q:132:GLN:HG2	1.93	0.49
3:C:161:TYR:HA	9:C:301:HEM:HMD2	1.95	0.49
3:C:175:SER:O	3:C:176:ALA:HB2	2.13	0.49
1:A:209:GLN:OE1	2:B:28:GLY:O	2.30	0.49

Continued on next page...

Continued from previous page...

Atom-1	Atom-2	Interatomic distance (Å)	Clash overlap (Å)
3:C:223:GLN:O	3:C:224:ALA:HB3	2.13	0.49
1:A:114:ARG:C	1:A:116:LEU:HD12	2.33	0.49
1:A:116:LEU:CD1	1:A:117:THR:H	2.25	0.49
5:E:7:PHE:C	5:E:9:ILE:N	2.66	0.49
1:A:158:ILE:CG2	1:A:159:PRO:CD	2.91	0.49
1:N:118:TRP:CH2	2:O:108:LEU:HD23	2.48	0.49
3:P:272:LEU:O	3:P:276:LYS:HG2	2.12	0.49
5:R:17:GLY:O	5:R:22:ILE:HG21	2.12	0.49
6:S:22:GLY:O	6:S:25:VAL:N	2.44	0.49
4:Q:81:VAL:HG12	4:Q:82:GLN:N	2.17	0.49
4:D:27:VAL:C	4:D:29:GLY:N	2.64	0.49
4:Q:55:THR:OG1	4:Q:63:ASN:HA	2.12	0.49
3:P:61:VAL:HA	3:P:67:LYS:HA	1.95	0.49
4:Q:83:GLY:HA3	4:Q:89:THR:OG1	2.13	0.49
1:A:105:TYR:HA	1:A:110:PHE:HE2	1.74	0.49
11:B:305:OPC:HBM1	11:B:305:OPC:OAB	2.12	0.49
3:C:270:LEU:O	3:C:273:ILE:HG12	2.13	0.49
5:E:18:ILE:O	5:E:19:ALA:O	2.31	0.49
1:A:52:PHE:HA	1:A:55:THR:CG2	2.43	0.49
1:N:175:VAL:HA	1:N:179:THR:OG1	2.12	0.49
1:N:38:GLY:HA3	10:N:303:HEC:C4C	2.43	0.49
1:N:42:THR:O	1:N:44:PHE:N	2.46	0.49
5:R:7:PHE:O	5:R:11:PHE:HD2	1.96	0.49
3:P:155:ARG:HG2	3:P:239:GLY:CA	2.42	0.49
3:P:217:LEU:O	3:P:218:ILE:HG23	2.12	0.49
1:N:27:PRO:CA	2:O:33:PRO:HG3	2.43	0.49
4:Q:115:VAL:HG13	4:Q:126:CYS:CA	2.37	0.49
3:C:153:ALA:O	3:C:240:PHE:HD1	1.96	0.49
3:C:83:LYS:O	3:C:131:VAL:HG23	2.12	0.49
3:P:86:PRO:O	3:P:90:ILE:HG13	2.12	0.49
3:C:34:VAL:HG11	3:C:151:LEU:HB3	1.94	0.49
2:B:93:ASN:O	2:B:94:LYS:HB2	2.13	0.49
5:E:3:LEU:O	5:E:7:PHE:CD2	2.65	0.49
5:E:5:ALA:O	5:E:9:ILE:HG22	2.11	0.49
1:A:77:SER:HB2	4:D:41:TYR:CA	2.41	0.49
1:N:116:LEU:N	1:N:116:LEU:HD12	2.28	0.49
1:N:194:LEU:O	1:N:195:ILE:C	2.51	0.49
10:N:303:HEC:HBC3	11:N:1305:OPC:HAS1	1.94	0.49
1:N:62:VAL:HG23	1:N:63:THR:H	1.77	0.49
2:O:64:GLU:OE1	2:O:65:PRO:N	2.45	0.49
3:C:25:CYS:O	3:C:27:LEU:N	2.45	0.49

Continued on next page...

Continued from previous page...

Atom-1	Atom-2	Interatomic distance (Å)	Clash overlap (Å)
3:C:10:PRO:N	3:C:11:PRO:CD	2.75	0.49
1:A:34:TYR:O	1:A:35:CYS:HB2	2.12	0.49
1:A:178:ALA:O	1:A:179:THR:C	2.52	0.49
2:B:65:PRO:CB	2:B:68:PRO:HB3	2.35	0.49
1:N:39:ILE:HD11	2:O:43:VAL:HG11	1.95	0.49
1:N:50:THR:OG1	1:N:51:GLY:N	2.46	0.49
2:O:34:ASN:CG	2:O:35:ASP:H	2.03	0.49
3:P:157:ARG:O	3:P:159:GLN:NE2	2.46	0.49
8:U:10:LEU:O	8:U:13:PHE:HB2	2.13	0.49
3:C:91:PRO:C	3:C:92:GLU:HG2	2.33	0.49
3:P:10:PRO:O	3:P:106:TYR:HE2	1.94	0.49
1:A:117:THR:O	1:A:202:HIS:CE1	2.66	0.49
2:B:141:ILE:C	2:B:143:LEU:N	2.66	0.49
5:E:11:PHE:CG	5:E:12:ILE:N	2.81	0.49
6:F:24:GLY:HA2	6:F:27:LEU:HD22	1.94	0.49
7:G:16:LEU:O	7:G:18:TYR:N	2.46	0.49
1:A:135:GLY:HA2	1:A:138:LEU:HD12	1.94	0.49
1:A:158:ILE:O	1:A:163:VAL:CG2	2.60	0.49
1:A:52:PHE:C	1:A:54:MET:H	2.17	0.49
4:D:38:LEU:HD11	4:D:42:PHE:HE1	1.78	0.49
3:P:55:ASP:CB	3:P:57:LYS:HD2	2.43	0.49
3:C:79:PRO:HB3	3:C:147:TYR:HB3	1.94	0.49
2:O:152:ASP:N	2:O:152:ASP:OD2	2.46	0.49
2:B:139:VAL:O	2:B:142:TRP:HB3	2.12	0.49
3:C:263:CYS:HA	3:C:266:MET:HB2	1.96	0.48
1:A:90:ALA:C	1:A:92:MET:N	2.66	0.48
1:A:85:ILE:HG23	2:B:51:ILE:CG2	2.43	0.48
1:N:104:VAL:O	1:N:106:LEU:N	2.46	0.48
1:N:29:HIS:CE1	1:N:31:ASN:ND2	2.81	0.48
1:N:47:GLN:HB2	9:N:301:HEM:HBB2	1.95	0.48
2:O:109:ILE:HG23	2:O:110:LEU:HD23	1.94	0.48
2:O:82:TYR:O	2:O:85:PHE:N	2.46	0.48
7:T:19:ALA:O	7:T:20:ALA:C	2.51	0.48
3:P:28:ALA:HB3	3:P:240:PHE:HB3	1.94	0.48
3:C:168:ASN:ND2	3:C:168:ASN:C	2.67	0.48
2:B:34:ASN:HD22	2:B:35:ASP:CG	2.17	0.48
1:A:14:ILE:C	1:A:14:ILE:HD12	2.33	0.48
3:C:200:GLN:O	3:C:206:THR:HA	2.13	0.48
5:E:2:ILE:O	5:E:3:LEU:C	2.51	0.48
5:E:13:ALA:HB2	6:F:14:PHE:HD1	1.78	0.48
6:F:24:GLY:CA	6:F:27:LEU:HD22	2.42	0.48

Continued on next page...

Continued from previous page...

Atom-1	Atom-2	Interatomic distance (Å)	Clash overlap (Å)
1:A:170:ARG:O	1:A:179:THR:N	2.45	0.48
1:N:159:PRO:C	1:N:161:VAL:N	2.64	0.48
5:R:7:PHE:C	5:R:9:ILE:N	2.66	0.48
1:N:142:GLN:HG2	2:O:64:GLU:OE1	2.13	0.48
3:C:126:GLU:C	3:C:127:ILE:HD12	2.34	0.48
1:A:112:LYS:NZ	2:B:27:TYR:CE1	2.80	0.48
1:A:112:LYS:NZ	2:B:27:TYR:HE1	2.11	0.48
5:E:14:LEU:O	5:E:17:GLY:CA	2.61	0.48
5:E:7:PHE:C	5:E:9:ILE:H	2.17	0.48
1:A:140:TRP:CZ3	2:B:68:PRO:HD2	2.47	0.48
1:A:87:ARG:HD3	2:B:60:ALA:CB	2.43	0.48
1:N:116:LEU:C	1:N:118:TRP:H	2.17	0.48
1:N:54:MET:C	1:N:56:PHE:N	2.64	0.48
1:N:68:SER:O	1:N:71:TYR:HB3	2.13	0.48
2:O:34:ASN:ND2	2:O:35:ASP:OD1	2.45	0.48
3:P:270:LEU:O	3:P:273:ILE:HG12	2.13	0.48
3:C:205:LYS:NZ	3:C:207:VAL:HA	2.28	0.48
4:Q:69:PHE:HA	4:Q:73:HIS:CE1	2.48	0.48
1:N:78:PHE:O	1:N:79:GLY:C	2.51	0.48
3:P:11:PRO:HA	3:P:107:LYS:HD2	1.95	0.48
4:Q:90:TYR:HB2	4:Q:104:ILE:HD11	1.94	0.48
1:A:34:TYR:CD1	1:A:103:ARG:NE	2.81	0.48
1:A:33:PHE:O	1:A:35:CYS:HB2	2.13	0.48
11:B:305:OPC:OCC	11:B:305:OPC:CAO	2.62	0.48
3:C:270:LEU:O	3:C:274:LEU:HG	2.14	0.48
3:C:277:LYS:HZ3	3:C:278:GLN:CD	2.17	0.48
1:A:165:ILE:O	1:A:167:ASP:N	2.46	0.48
2:B:64:GLU:N	2:B:65:PRO:CD	2.77	0.48
1:N:117:THR:HA	1:N:205:MET:CE	2.43	0.48
3:P:278:GLN:O	3:P:279:VAL:CG2	2.59	0.48
2:B:153:LYS:O	2:B:154:THR:O	2.31	0.48
2:O:18:LEU:O	2:O:19:ALA:HB2	2.13	0.48
3:C:91:PRO:O	3:C:92:GLU:O	2.32	0.48
3:C:61:VAL:CG2	3:C:62:ALA:H	2.23	0.48
4:Q:163:THR:HB	4:Q:164:PRO:HD2	1.96	0.48
2:B:45:MET:HE3	2:B:45:MET:HB2	1.67	0.48
11:B:305:OPC:HBW1	11:C:306:OPC:HBU2	1.96	0.48
6:F:23:LEU:O	6:F:27:LEU:HD22	2.12	0.48
2:B:59:PRO:O	3:C:146:LYS:NZ	2.46	0.48
1:N:148:VAL:O	1:N:148:VAL:CG1	2.62	0.48
6:S:23:LEU:O	6:S:24:GLY:C	2.52	0.48

Continued on next page...

Continued from previous page...

Atom-1	Atom-2	Interatomic distance (Å)	Clash overlap (Å)
3:P:196:GLN:HE22	3:P:210:THR:HB	1.78	0.48
4:D:27:VAL:O	4:D:29:GLY:N	2.38	0.48
3:P:10:PRO:CA	3:P:106:TYR:HE2	2.22	0.48
3:C:219:VAL:CG1	3:C:220:SER:N	2.76	0.48
4:Q:90:TYR:HB2	4:Q:104:ILE:HD12	1.95	0.48
3:P:15:GLU:HB2	3:P:19:ARG:O	2.12	0.48
1:A:129:VAL:HG13	2:B:81:LEU:HD11	1.94	0.48
5:E:28:SER:C	5:E:30:LYS:H	2.16	0.48
1:N:85:ILE:O	1:N:89:SER:N	2.45	0.48
6:S:10:ALA:O	6:S:12:LEU:N	2.46	0.48
4:D:152:HIS:HB2	4:D:163:THR:OG1	2.13	0.48
3:C:168:ASN:HD22	3:C:168:ASN:C	2.16	0.48
3:P:199:ILE:CG1	3:P:208:VAL:HA	2.44	0.48
8:U:3:VAL:O	8:U:6:TRP:CB	2.60	0.48
3:C:83:LYS:HZ1	3:C:133:SER:C	2.17	0.48
3:P:41:LEU:O	3:P:133:SER:HB3	2.14	0.48
3:P:4:TRP:NE1	3:P:162:PRO:HG3	2.28	0.48
3:C:252:PRO:C	3:C:254:ARG:N	2.67	0.48
2:B:41:PRO:HA	2:B:44:ILE:HD12	1.95	0.48
1:A:151:VAL:HA	1:A:154:VAL:HG23	1.96	0.48
1:A:167:ASP:C	1:A:169:LEU:N	2.66	0.48
1:N:200:LEU:O	1:N:204:LEU:HG	2.14	0.48
1:N:85:ILE:HA	2:O:51:ILE:CG2	2.42	0.48
2:O:122:ASN:HA	2:O:124:PHE:CD1	2.48	0.48
3:P:25:CYS:O	3:P:27:LEU:N	2.46	0.48
4:D:118:ASN:O	4:D:120:ALA:N	2.46	0.48
4:D:120:ALA:O	4:D:122:ASN:ND2	2.47	0.48
1:N:82:ILE:CD1	1:N:82:ILE:H	2.27	0.48
3:C:144:PHE:O	3:C:147:TYR:HE1	1.96	0.48
4:D:88:PRO:HD2	4:D:107:VAL:HG23	1.96	0.48
4:D:88:PRO:O	4:D:106:ALA:HB3	2.13	0.48
3:C:75:VAL:HG12	3:C:152:GLY:O	2.14	0.48
11:B:305:OPC:HB1	11:C:306:OPC:CBX	2.44	0.48
2:B:87:ILE:HA	2:B:90:SER:HB2	1.96	0.48
6:F:11:LEU:HD12	6:F:12:LEU:H	1.78	0.48
6:F:12:LEU:O	6:F:16:LEU:HD23	2.14	0.48
7:G:26:ARG:N	7:G:27:PRO:CD	2.73	0.48
1:N:111:LYS:HZ2	1:N:112:LYS:CG	2.26	0.48
3:P:268:ALA:O	3:P:270:LEU:N	2.46	0.48
3:P:170:ASN:O	3:P:235:PRO:HD2	2.14	0.48
1:N:28:PRO:HG2	2:O:32:TRP:CB	2.31	0.48

Continued on next page...

Continued from previous page...

Atom-1	Atom-2	Interatomic distance (Å)	Clash overlap (Å)
1:N:82:ILE:HD12	1:N:82:ILE:N	2.27	0.48
3:P:256:LYS:O	3:P:259:ILE:N	2.47	0.48
5:E:25:ALA:C	5:E:26:ILE:HD12	2.34	0.48
6:F:20:GLY:HA3	7:G:21:TYR:CE1	2.49	0.48
1:A:82:ILE:N	1:A:82:ILE:HD12	2.29	0.48
1:N:151:VAL:HA	1:N:154:VAL:HG23	1.95	0.48
2:O:124:PHE:HB2	5:R:23:ILE:HD13	1.96	0.48
4:D:67:SER:HA	4:D:70:LEU:CG	2.44	0.48
2:O:52:VAL:O	2:O:53:ALA:C	2.52	0.48
7:T:9:VAL:HG23	7:T:10:PHE:HD1	1.77	0.48
3:C:86:PRO:O	3:C:90:ILE:HG13	2.14	0.48
3:P:79:PRO:HB3	3:P:147:TYR:HB3	1.95	0.48
7:T:4:LEU:N	7:T:6:LEU:HD11	2.29	0.48
4:Q:80:LEU:CB	4:Q:90:TYR:HA	2.43	0.48
2:B:98:VAL:O	2:B:99:LEU:C	2.51	0.48
1:A:148:VAL:HG11	1:A:183:TYR:CE2	2.49	0.48
2:O:127:PRO:O	2:O:130:THR:N	2.47	0.48
1:N:39:ILE:HD11	2:O:43:VAL:CG1	2.43	0.48
3:P:268:ALA:C	3:P:270:LEU:N	2.67	0.48
4:Q:27:VAL:O	4:Q:29:GLY:N	2.36	0.48
5:R:5:ALA:O	5:R:9:ILE:HG22	2.14	0.48
7:T:14:GLY:C	7:T:16:LEU:H	2.17	0.48
7:T:17:PHE:HB3	7:T:21:TYR:HE1	1.79	0.48
4:D:115:VAL:HG22	4:D:126:CYS:CB	2.44	0.48
4:D:131:SER:O	4:D:132:GLN:HG3	2.13	0.48
4:Q:131:SER:O	4:Q:132:GLN:HG3	2.14	0.48
4:Q:155:VAL:HG13	4:Q:158:ASP:HA	1.96	0.48
1:N:77:SER:HG	4:Q:41:TYR:HA	1.75	0.48
3:P:205:LYS:HZ3	3:P:207:VAL:CG1	2.27	0.48
2:O:72:PRO:C	2:O:74:GLU:N	2.68	0.48
3:P:256:LYS:HE2	3:P:257:TRP:CZ3	2.49	0.48
3:P:41:LEU:HB3	3:P:42:PRO:HD2	1.95	0.48
4:Q:83:GLY:N	4:Q:87:ASP:O	2.42	0.48
3:P:97:GLU:HG2	3:P:97:GLU:O	2.14	0.48
1:A:102:PHE:O	1:A:103:ARG:C	2.51	0.47
2:B:36:LEU:O	2:B:40:PHE:N	2.47	0.47
2:B:81:LEU:CD1	2:B:81:LEU:N	2.77	0.47
3:C:262:ILE:O	3:C:264:LEU:N	2.47	0.47
1:A:83:ARG:NH1	2:B:60:ALA:HB1	2.29	0.47
7:G:9:VAL:HG23	7:G:10:PHE:HD1	1.78	0.47
1:N:165:ILE:HD11	1:N:168:LEU:HD12	1.96	0.47

Continued on next page...

Continued from previous page...

Atom-1	Atom-2	Interatomic distance (Å)	Clash overlap (Å)
1:N:188:THR:HB	9:N:301:HEM:HBC2	1.96	0.47
2:O:78:GLU:C	2:O:82:TYR:CE2	2.87	0.47
3:P:273:ILE:O	3:P:278:GLN:CG	2.61	0.47
3:P:168:ASN:HD22	3:P:168:ASN:C	2.18	0.47
3:P:187:GLU:HB2	3:P:193:VAL:HG13	1.96	0.47
3:P:28:ALA:HB3	3:P:240:PHE:CB	2.44	0.47
4:Q:132:GLN:NE2	4:Q:141:ARG:CB	2.77	0.47
3:C:158:GLY:H	9:C:301:HEM:CAD	2.27	0.47
3:C:55:ASP:HB2	3:C:57:LYS:HD2	1.95	0.47
4:Q:110:HIS:HB2	4:Q:144:ALA:CA	2.34	0.47
3:P:205:LYS:C	3:P:205:LYS:HE2	2.35	0.47
3:P:259:ILE:HD11	7:T:12:THR:CG2	2.44	0.47
3:C:251:ASP:O	3:C:254:ARG:CB	2.62	0.47
11:B:305:OPC:HAS2	11:B:305:OPC:OAD	2.12	0.47
2:B:38:TYR:N	2:B:38:TYR:CD1	2.82	0.47
10:A:303:HEC:HMC1	2:B:44:ILE:HG12	1.96	0.47
2:B:80:TYR:O	2:B:83:PRO:HD2	2.14	0.47
3:C:278:GLN:O	3:C:279:VAL:CG2	2.62	0.47
1:A:138:LEU:N	1:A:139:PRO:CD	2.74	0.47
1:A:62:VAL:CG2	1:A:63:THR:H	2.17	0.47
1:N:47:GLN:HA	1:N:47:GLN:OE1	2.14	0.47
3:P:279:VAL:O	3:P:279:VAL:HG12	2.14	0.47
1:N:87:ARG:CD	2:O:61:MET:HE1	2.22	0.47
3:P:168:ASN:O	3:P:170:ASN:N	2.47	0.47
3:P:153:ALA:O	3:P:240:PHE:HA	2.13	0.47
4:D:82:GLN:HE21	4:D:82:GLN:HA	1.78	0.47
4:Q:132:GLN:HB2	4:Q:141:ARG:HB3	1.96	0.47
4:Q:154:THR:HB	4:Q:161:VAL:HG22	1.90	0.47
3:C:176:ALA:N	3:C:228:GLY:HA3	2.28	0.47
3:C:199:ILE:HG22	3:C:200:GLN:N	2.20	0.47
2:O:67:ASN:HD22	3:P:16:PRO:HB3	1.79	0.47
1:A:29:HIS:CB	1:A:211:ILE:HD12	2.38	0.47
2:B:37:LEU:O	11:B:305:OPC:HBL1	2.15	0.47
2:B:91:LEU:HD12	2:B:91:LEU:C	2.34	0.47
5:E:5:ALA:HB3	6:F:6:MET:O	2.14	0.47
1:A:197:VAL:O	1:A:200:LEU:HB2	2.13	0.47
2:B:65:PRO:CA	2:B:68:PRO:HD3	2.44	0.47
2:O:104:VAL:H	2:O:105:PRO:CD	2.24	0.47
2:O:141:ILE:C	2:O:143:LEU:N	2.68	0.47
2:O:79:TRP:HA	2:O:82:TYR:CE2	2.49	0.47
7:T:20:ALA:O	7:T:24:TYR:CD2	2.67	0.47

Continued on next page...

Continued from previous page...

Atom-1	Atom-2	Interatomic distance (Å)	Clash overlap (Å)
3:P:70:LEU:O	3:P:70:LEU:HD12	2.14	0.47
1:N:134:THR:HB	1:N:187:HIS:HB2	1.96	0.47
1:A:116:LEU:HD13	1:A:205:MET:SD	2.55	0.47
1:A:29:HIS:ND1	2:B:30:PRO:HG3	2.29	0.47
1:A:66:TYR:HB2	1:A:140:TRP:CE3	2.45	0.47
1:N:154:VAL:N	1:N:155:PRO:HD2	2.30	0.47
1:N:47:GLN:HB3	9:N:301:HEM:HBB2	1.94	0.47
1:N:54:MET:C	1:N:56:PHE:H	2.17	0.47
3:P:274:LEU:O	3:P:275:LYS:O	2.31	0.47
4:Q:19:MET:O	4:Q:22:LEU:HD22	2.13	0.47
3:P:168:ASN:C	3:P:168:ASN:ND2	2.67	0.47
3:P:169:ASN:ND2	3:P:236:ASN:HA	2.29	0.47
1:N:66:TYR:CE1	2:O:65:PRO:HD2	2.49	0.47
4:Q:118:ASN:C	4:Q:120:ALA:N	2.64	0.47
3:C:54:TYR:HD2	3:C:155:ARG:NH1	2.12	0.47
4:Q:67:SER:HA	4:Q:70:LEU:CG	2.45	0.47
8:H:7:VAL:O	8:H:8:ALA:C	2.50	0.47
3:P:205:LYS:NZ	3:P:207:VAL:HA	2.29	0.47
2:O:76:LEU:N	2:O:76:LEU:HD22	2.29	0.47
8:U:3:VAL:HA	8:U:6:TRP:HD1	1.79	0.47
4:D:67:SER:CA	4:D:70:LEU:HD21	2.36	0.47
3:P:223:GLN:O	3:P:224:ALA:HB3	2.14	0.47
1:A:118:TRP:HA	9:A:302:HEM:CHD	2.44	0.47
1:A:122:VAL:O	1:A:125:ALA:N	2.44	0.47
13:B:201:CLA:HHC	13:B:201:CLA:HBB1	1.95	0.47
2:B:36:LEU:HA	2:B:39:VAL:HG13	1.95	0.47
6:F:23:LEU:O	6:F:24:GLY:C	2.51	0.47
1:A:189:PHE:CZ	1:N:52:PHE:HB2	2.50	0.47
2:O:82:TYR:O	2:O:85:PHE:HB3	2.15	0.47
7:T:18:TYR:O	7:T:21:TYR:HB2	2.15	0.47
3:C:6:GLN:HB3	3:C:106:TYR:CE2	2.49	0.47
2:B:82:TYR:O	2:B:85:PHE:HB3	2.15	0.47
6:F:27:LEU:CD1	8:H:15:TRP:NE1	2.68	0.47
7:G:20:ALA:O	7:G:24:TYR:CD2	2.67	0.47
1:A:140:TRP:HH2	2:B:67:ASN:OD1	1.98	0.47
6:S:18:PHE:CD2	6:S:18:PHE:N	2.81	0.47
2:O:72:PRO:C	2:O:74:GLU:H	2.18	0.47
3:C:92:GLU:HG3	3:C:94:LEU:H	1.79	0.47
3:P:91:PRO:O	3:P:95:LYS:CG	2.61	0.47
3:P:92:GLU:HG3	3:P:94:LEU:CB	2.44	0.47
1:A:116:LEU:C	1:A:118:TRP:H	2.16	0.47

Continued on next page...

Continued from previous page...

Atom-1	Atom-2	Interatomic distance (Å)	Clash overlap (Å)
6:F:22:GLY:O	6:F:25:VAL:N	2.45	0.47
1:N:15:GLN:C	1:N:17:LEU:N	2.64	0.47
1:A:34:TYR:CG	1:A:103:ARG:HD3	2.49	0.47
1:N:114:ARG:NH1	1:N:114:ARG:HG2	2.30	0.47
11:N:1305:OPC:HAY1	11:N:1305:OPC:HCB2	1.97	0.47
2:O:133:PHE:C	2:O:135:PHE:H	2.10	0.47
3:P:271:MET:CE	4:Q:22:LEU:HG	2.44	0.47
5:R:18:ILE:O	5:R:19:ALA:O	2.32	0.47
2:B:64:GLU:N	2:B:65:PRO:HD3	2.30	0.47
4:D:35:LEU:C	4:D:37:PRO:HD2	2.35	0.47
3:C:259:ILE:HD11	7:G:12:THR:HG21	1.97	0.47
1:N:178:ALA:O	1:N:179:THR:C	2.52	0.47
6:S:8:TYR:C	6:S:8:TYR:CD2	2.87	0.47
3:C:197:VAL:HG13	3:C:211:ILE:HG22	1.96	0.47
3:P:153:ALA:O	3:P:240:PHE:HD1	1.96	0.47
2:O:64:GLU:HG3	2:O:65:PRO:CD	2.30	0.47
1:N:28:PRO:CD	2:O:33:PRO:HD3	2.37	0.47
4:Q:118:ASN:O	4:Q:120:ALA:N	2.48	0.47
3:C:54:TYR:HB2	3:C:58:LEU:CD2	2.45	0.47
4:D:73:HIS:HB2	4:D:93:VAL:HG21	1.94	0.47
3:C:91:PRO:O	3:C:95:LYS:CG	2.57	0.47
3:P:83:LYS:HZ1	3:P:133:SER:C	2.18	0.47
4:D:90:TYR:HB2	4:D:104:ILE:HD12	1.96	0.47
2:O:70:ALA:O	2:O:71:THR:HB	2.14	0.47
1:N:105:TYR:HD2	1:N:106:LEU:HD23	1.80	0.47
5:R:7:PHE:O	5:R:11:PHE:CD2	2.68	0.47
5:R:12:ILE:HA	5:R:15:PHE:HE1	1.78	0.47
1:N:95:LEU:HD11	5:R:7:PHE:HB3	1.97	0.47
3:C:216:GLU:C	3:C:217:LEU:HG	2.36	0.47
4:Q:113:CYS:HG	4:Q:128:CYS:CB	2.27	0.47
3:C:159:GLN:CD	3:C:159:GLN:N	2.68	0.47
1:A:15:GLN:O	1:A:16:ALA:C	2.53	0.47
4:D:64:VAL:HG13	4:D:68:LYS:HG3	1.97	0.47
4:D:24:PHE:HA	4:D:27:VAL:HB	1.97	0.47
3:P:4:TRP:HE3	3:P:4:TRP:N	2.13	0.47
3:C:4:TRP:NE1	3:C:162:PRO:HG3	2.29	0.47
13:B:201:CLA:CGD	13:B:201:CLA:HAA1	2.45	0.47
15:E:101:BCR:H322	7:G:23:GLN:HE22	1.80	0.47
1:N:148:VAL:CG1	1:N:183:TYR:CE2	2.97	0.47
6:S:11:LEU:HD12	6:S:12:LEU:H	1.79	0.47
3:P:90:ILE:HG21	3:P:96:LYS:HG2	1.97	0.47

Continued on next page...

Continued from previous page...

Atom-1	Atom-2	Interatomic distance (Å)	Clash overlap (Å)
3:C:136:PRO:HB2	3:C:142:ILE:O	2.15	0.47
2:O:151:LEU:O	2:O:151:LEU:HD12	2.15	0.47
11:B:305:OPC:CBN	11:B:305:OPC:OAB	2.62	0.47
6:F:20:GLY:HA3	7:G:21:TYR:CD1	2.50	0.47
1:N:140:TRP:O	1:N:141:ASP:C	2.52	0.47
1:N:41:LEU:HD23	1:N:41:LEU:C	2.35	0.47
12:O:1309:BNT:CAM	3:P:148:ALA:HB2	2.45	0.47
8:H:7:VAL:C	8:H:9:LEU:N	2.67	0.47
3:P:251:ASP:O	3:P:254:ARG:CB	2.60	0.47
3:C:10:PRO:O	3:C:106:TYR:CE2	2.68	0.47
3:C:81:GLY:O	3:C:134:PRO:HG3	2.14	0.47
3:C:34:VAL:HG11	3:C:151:LEU:CB	2.45	0.47
2:B:36:LEU:O	2:B:39:VAL:HG22	2.14	0.46
1:N:31:ASN:C	1:N:34:TYR:CE2	2.89	0.46
8:U:7:VAL:C	8:U:9:LEU:N	2.66	0.46
4:Q:43:ILE:O	4:Q:44:PRO:O	2.33	0.46
3:C:92:GLU:HG3	3:C:94:LEU:CB	2.45	0.46
1:A:128:THR:OG1	9:A:302:HEM:HBB1	2.15	0.46
1:A:57:TYR:CE1	1:A:76:VAL:HG13	2.47	0.46
1:A:83:ARG:O	1:A:84:SER:C	2.53	0.46
11:N:1305:OPC:HCB2	11:N:1305:OPC:HAY2	1.97	0.46
1:N:32:ILE:HG12	7:T:26:ARG:NH2	2.30	0.46
3:P:269:GLN:NE2	7:T:18:TYR:HD2	2.13	0.46
7:T:30:LEU:HD22	7:T:30:LEU:N	2.30	0.46
3:P:158:GLY:H	9:P:301:HEM:CAD	2.27	0.46
3:P:52:ILE:CG2	3:P:155:ARG:NH2	2.77	0.46
2:B:50:CYS:C	2:B:52:VAL:N	2.66	0.46
1:A:19:ASP:O	1:A:20:ASP:CB	2.63	0.46
1:A:29:HIS:CD2	1:A:211:ILE:HD12	2.50	0.46
2:B:76:LEU:HD13	2:B:79:TRP:HZ2	1.81	0.46
2:B:81:LEU:O	2:B:85:PHE:HB2	2.15	0.46
1:A:87:ARG:HH12	3:C:146:LYS:NZ	2.13	0.46
1:N:122:VAL:O	1:N:125:ALA:N	2.45	0.46
1:N:160:VAL:C	1:N:162:GLY:H	2.17	0.46
1:N:163:VAL:C	1:N:165:ILE:H	2.18	0.46
1:N:185:SER:O	1:N:189:PHE:CB	2.61	0.46
2:O:101:MET:CG	2:O:102:ALA:N	2.78	0.46
2:O:136:GLY:HA3	13:O:1201:CLA:C1C	2.45	0.46
2:O:40:PHE:O	2:O:43:VAL:N	2.48	0.46
2:O:46:GLY:HA3	7:T:19:ALA:HB2	1.97	0.46
5:R:28:SER:C	5:R:30:LYS:N	2.68	0.46

Continued on next page...

Continued from previous page...

Atom-1	Atom-2	Interatomic distance (Å)	Clash overlap (Å)
1:N:25:TYR:C	1:N:26:VAL:HG22	2.35	0.46
2:B:48:PHE:CE1	2:B:52:VAL:HG22	2.51	0.46
3:P:34:VAL:HG11	3:P:151:LEU:HB3	1.97	0.46
4:Q:80:LEU:H	4:Q:80:LEU:HD23	1.79	0.46
5:E:24:PHE:O	5:E:26:ILE:N	2.48	0.46
1:A:154:VAL:HB	1:A:155:PRO:CD	2.45	0.46
1:A:58:TYR:HD2	1:A:184:TYR:CE1	2.30	0.46
1:N:105:TYR:CD2	1:N:106:LEU:HD23	2.50	0.46
1:N:110:PHE:N	1:N:110:PHE:CD2	2.81	0.46
1:N:61:THR:CG2	1:N:64:GLU:HB3	2.46	0.46
6:S:12:LEU:O	6:S:16:LEU:HD23	2.15	0.46
2:B:50:CYS:C	2:B:54:LEU:HG	2.34	0.46
3:P:9:TYR:CE1	3:P:21:VAL:HG11	2.51	0.46
4:D:80:LEU:CB	4:D:90:TYR:HA	2.45	0.46
11:B:305:OPC:CAH	11:B:305:OPC:HBP2	2.46	0.46
2:B:38:TYR:HA	2:B:41:PRO:HG3	1.98	0.46
1:A:41:LEU:HD23	1:A:41:LEU:C	2.35	0.46
12:B:309:BNT:CAM	3:C:148:ALA:HB2	2.46	0.46
2:B:57:LEU:HD22	7:G:10:PHE:CE1	2.50	0.46
1:N:111:LYS:HG3	1:N:112:LYS:N	2.30	0.46
1:N:191:LEU:C	1:N:193:TRP:H	2.19	0.46
3:P:169:ASN:C	3:P:236:ASN:HB2	2.36	0.46
7:G:4:LEU:N	7:G:6:LEU:HD11	2.30	0.46
3:C:90:ILE:HG21	3:C:96:LYS:HG2	1.96	0.46
3:P:92:GLU:HG3	3:P:94:LEU:HB2	1.97	0.46
4:D:59:LYS:HZ2	4:D:59:LYS:HB2	1.79	0.46
4:Q:90:TYR:O	4:Q:103:GLY:HA3	2.15	0.46
3:C:104:GLN:N	3:C:104:GLN:NE2	2.62	0.46
1:A:114:ARG:CD	1:A:208:LYS:HD3	2.46	0.46
11:N:1305:OPC:CBZ	11:N:1305:OPC:HAY2	2.42	0.46
1:N:140:TRP:C	1:N:141:ASP:O	2.51	0.46
4:Q:82:GLN:CA	4:Q:82:GLN:HE21	2.28	0.46
4:Q:126:CYS:HB3	4:Q:131:SER:H	1.80	0.46
3:P:251:ASP:HB3	3:P:254:ARG:CB	2.46	0.46
3:C:46:PHE:HE2	3:C:133:SER:HB2	1.80	0.46
3:P:81:GLY:C	3:P:134:PRO:HG2	2.36	0.46
1:A:72:ILE:HD12	1:A:72:ILE:N	2.31	0.46
4:D:90:TYR:HB2	4:D:104:ILE:HD11	1.96	0.46
2:B:144:GLY:O	2:B:145:ILE:CD1	2.63	0.46
5:E:3:LEU:HG	5:E:7:PHE:CE2	2.51	0.46
1:N:14:ILE:C	1:N:15:GLN:CG	2.83	0.46

Continued on next page...

Continued from previous page...

Atom-1	Atom-2	Interatomic distance (Å)	Clash overlap (Å)
1:A:148:VAL:CG1	1:A:148:VAL:O	2.61	0.46
1:N:72:ILE:N	1:N:72:ILE:HD12	2.30	0.46
2:O:96:LEU:O	2:O:96:LEU:HD13	2.15	0.46
3:P:272:LEU:HG	4:Q:27:VAL:HG21	1.97	0.46
5:R:14:LEU:O	5:R:17:GLY:CA	2.64	0.46
3:P:54:TYR:HB2	3:P:58:LEU:CD2	2.44	0.46
2:O:18:LEU:HG	2:O:30:PRO:O	2.16	0.46
4:Q:121:GLU:OE2	4:Q:125:LYS:HE3	2.15	0.46
3:P:101:VAL:CG2	3:P:103:PHE:HE2	2.22	0.46
8:H:3:VAL:HA	8:H:6:TRP:HD1	1.80	0.46
4:D:69:PHE:HA	4:D:73:HIS:CE1	2.50	0.46
3:C:10:PRO:O	3:C:106:TYR:HE2	1.98	0.46
3:C:4:TRP:HE3	3:C:4:TRP:N	2.13	0.46
4:Q:137:GLY:O	4:Q:138:ARG:C	2.53	0.46
2:B:85:PHE:HD1	2:B:86:GLN:N	2.14	0.46
6:F:16:LEU:HA	6:F:19:VAL:CB	2.46	0.46
6:F:21:TRP:O	6:F:25:VAL:HG23	2.16	0.46
1:A:179:THR:O	1:A:183:TYR:CD1	2.68	0.46
1:A:191:LEU:C	1:A:193:TRP:H	2.18	0.46
4:D:41:TYR:C	4:D:41:TYR:CD2	2.89	0.46
1:N:118:TRP:HH2	2:O:108:LEU:O	1.99	0.46
1:N:165:ILE:CD1	1:N:168:LEU:HD12	2.46	0.46
1:N:52:PHE:HA	1:N:55:THR:CG2	2.45	0.46
1:N:68:SER:O	1:N:72:ILE:HD12	2.16	0.46
2:O:124:PHE:O	5:R:23:ILE:HD13	2.16	0.46
2:O:41:PRO:O	2:O:45:MET:HG3	2.15	0.46
3:P:280:GLU:O	3:P:280:GLU:CG	2.63	0.46
4:Q:24:PHE:HA	4:Q:27:VAL:HB	1.98	0.46
3:C:171:VAL:HG13	3:C:234:ASN:HD22	1.81	0.46
3:P:75:VAL:HG12	3:P:152:GLY:O	2.15	0.46
2:B:118:ASN:HB3	2:B:121:GLN:O	2.15	0.46
1:A:29:HIS:HB3	1:A:30:VAL:H	1.55	0.46
11:B:305:OPC:OBH	11:C:306:OPC:HAU1	2.16	0.46
11:B:305:OPC:PAJ	11:B:305:OPC:OAN	2.74	0.46
3:C:266:MET:HA	3:C:269:GLN:HE22	1.80	0.46
3:C:278:GLN:NE2	7:G:25:LYS:HE3	2.31	0.46
1:N:13:GLU:OE2	1:N:14:ILE:HG12	2.15	0.46
1:N:145:TYR:C	1:N:145:TYR:CD2	2.89	0.46
2:O:135:PHE:O	2:O:137:THR:N	2.49	0.46
2:O:36:LEU:C	2:O:39:VAL:HG13	2.35	0.46
3:P:269:GLN:O	3:P:273:ILE:HG23	2.16	0.46

Continued on next page...

Continued from previous page...

Atom-1	Atom-2	Interatomic distance (Å)	Clash overlap (Å)
3:P:270:LEU:O	3:P:274:LEU:HG	2.15	0.46
3:P:54:TYR:HD2	3:P:155:ARG:HH11	1.63	0.46
4:D:113:CYS:CB	4:D:128:CYS:HG	2.27	0.46
3:C:28:ALA:HB3	3:C:240:PHE:HB3	1.97	0.46
4:Q:94:GLU:C	4:Q:96:LYS:H	2.19	0.46
1:A:123:ILE:HG21	1:A:198:PHE:CE2	2.50	0.46
2:B:57:LEU:HD13	7:G:10:PHE:CG	2.51	0.46
1:N:148:VAL:HG11	1:N:183:TYR:CE2	2.51	0.46
2:O:34:ASN:CG	2:O:35:ASP:N	2.68	0.46
3:P:277:LYS:NZ	3:P:278:GLN:OE1	2.43	0.46
1:N:87:ARG:HH12	3:P:146:LYS:HZ2	1.64	0.46
3:P:65:GLY:O	3:P:66:SER:C	2.54	0.46
4:D:121:GLU:OE2	4:D:125:LYS:HE3	2.16	0.46
3:P:180:ILE:HG13	3:P:199:ILE:HA	1.98	0.46
2:O:151:LEU:O	2:O:152:ASP:CB	2.62	0.46
1:A:30:VAL:C	1:A:211:ILE:HD13	2.37	0.45
3:C:271:MET:CG	3:C:274:LEU:HD12	2.42	0.45
2:B:65:PRO:HB3	2:B:68:PRO:HG3	1.98	0.45
3:P:169:ASN:CG	3:P:236:ASN:HA	2.36	0.45
2:O:64:GLU:CD	2:O:65:PRO:N	2.69	0.45
4:D:82:GLN:HE21	4:D:82:GLN:CA	2.29	0.45
3:C:155:ARG:HG2	3:C:239:GLY:CA	2.45	0.45
1:N:135:GLY:HA2	1:N:138:LEU:HD12	1.94	0.45
2:B:73:LEU:HD23	3:C:18:GLY:CA	2.46	0.45
11:B:305:OPC:CAV	11:B:305:OPC:HAG1	2.46	0.45
2:B:40:PHE:H	2:B:41:PRO:HD2	1.79	0.45
1:A:81:LEU:C	1:A:81:LEU:HD13	2.35	0.45
1:N:56:PHE:C	1:N:57:TYR:CD2	2.89	0.45
5:R:14:LEU:O	5:R:18:ILE:N	2.50	0.45
1:N:78:PHE:CE1	4:Q:37:PRO:HA	2.51	0.45
1:A:72:ILE:HD12	1:A:72:ILE:H	1.81	0.45
3:C:121:GLY:C	3:C:123:GLN:N	2.69	0.45
4:D:83:GLY:N	4:D:87:ASP:O	2.47	0.45
3:C:277:LYS:HA	3:C:280:GLU:HB3	1.97	0.45
1:A:50:THR:OG1	1:A:51:GLY:N	2.48	0.45
1:A:78:PHE:O	1:A:79:GLY:C	2.53	0.45
1:A:142:GLN:H	2:B:65:PRO:HG2	1.79	0.45
2:O:85:PHE:HD1	2:O:86:GLN:N	2.14	0.45
3:P:265:VAL:O	3:P:269:GLN:HG3	2.17	0.45
2:O:45:MET:CE	3:P:269:GLN:HB3	2.46	0.45
15:R:1101:BCR:H20C	15:R:1101:BCR:H361	1.79	0.45

Continued on next page...

Continued from previous page...

Atom-1	Atom-2	Interatomic distance (Å)	Clash overlap (Å)
5:R:11:PHE:C	5:R:14:LEU:HD23	2.36	0.45
2:O:31:ALA:CB	7:T:30:LEU:C	2.85	0.45
3:P:54:TYR:CE1	3:P:70:LEU:HD22	2.52	0.45
4:Q:56:ALA:O	4:Q:57:LYS:C	2.55	0.45
8:H:1:ILE:CG2	8:H:2:ASP:H	2.29	0.45
3:P:199:ILE:HG13	3:P:208:VAL:HA	1.99	0.45
3:C:82:PHE:CE1	3:C:134:PRO:HD2	2.52	0.45
2:B:79:TRP:HH2	5:E:1:MET:CG	2.30	0.45
6:F:28:LEU:HB3	6:F:33:ALA:CB	2.46	0.45
3:C:256:LYS:O	3:C:259:ILE:N	2.50	0.45
1:N:165:ILE:O	1:N:167:ASP:N	2.50	0.45
1:N:39:ILE:O	1:N:40:THR:C	2.55	0.45
1:N:52:PHE:C	1:N:54:MET:H	2.18	0.45
2:O:42:VAL:HA	2:O:45:MET:HE2	1.99	0.45
5:R:7:PHE:C	5:R:9:ILE:H	2.17	0.45
6:S:20:GLY:HA3	7:T:21:TYR:CD1	2.52	0.45
6:S:27:LEU:CD1	8:U:15:TRP:NE1	2.71	0.45
3:C:52:ILE:CG2	3:C:155:ARG:NH2	2.77	0.45
3:C:55:ASP:CB	3:C:57:LYS:HD2	2.46	0.45
1:N:83:ARG:NH1	2:O:60:ALA:CB	2.75	0.45
3:C:41:LEU:HB3	3:C:42:PRO:HD2	1.99	0.45
3:P:226:LYS:NZ	3:P:226:LYS:CB	2.79	0.45
3:C:225:VAL:O	3:C:226:LYS:HB3	2.16	0.45
3:P:3:PHE:O	3:P:5:ALA:N	2.50	0.45
4:D:83:GLY:HA3	4:D:89:THR:OG1	2.16	0.45
1:A:118:TRP:HB2	9:A:302:HEM:HMD1	1.97	0.45
1:A:51:GLY:HA2	1:A:54:MET:CE	2.46	0.45
1:N:208:LYS:HG2	2:O:27:TYR:OH	2.16	0.45
3:P:205:LYS:HZ3	3:P:207:VAL:HA	1.82	0.45
1:A:120:SER:O	1:A:121:GLY:C	2.54	0.45
2:B:124:PHE:CE2	5:E:27:LYS:HB2	2.52	0.45
11:B:305:OPC:OAB	11:B:305:OPC:HBN2	2.17	0.45
3:C:269:GLN:O	3:C:273:ILE:HG23	2.17	0.45
3:C:273:ILE:O	3:C:278:GLN:CG	2.65	0.45
5:E:2:ILE:CG2	5:E:3:LEU:H	2.22	0.45
1:A:41:LEU:O	1:A:44:PHE:N	2.45	0.45
4:D:38:LEU:C	4:D:38:LEU:HD12	2.36	0.45
1:N:56:PHE:C	1:N:57:TYR:HD2	2.20	0.45
2:O:123:PRO:HG2	2:O:124:PHE:CZ	2.51	0.45
4:D:122:ASN:HD22	4:D:122:ASN:N	2.14	0.45
3:C:161:TYR:HB2	3:C:165:GLU:O	2.16	0.45

Continued on next page...

Continued from previous page...

Atom-1	Atom-2	Interatomic distance (Å)	Clash overlap (Å)
2:B:34:ASN:CG	2:B:35:ASP:N	2.70	0.45
4:Q:93:VAL:HA	4:Q:99:ILE:CG2	2.39	0.45
3:C:89:ARG:O	3:C:90:ILE:C	2.55	0.45
4:D:19:MET:C	4:D:21:LEU:H	2.20	0.45
1:A:68:SER:O	1:A:72:ILE:HD12	2.15	0.45
6:F:35:LYS:C	6:F:36:GLU:HG2	2.37	0.45
4:D:170:PHE:CD1	4:D:170:PHE:N	2.83	0.45
1:A:103:ARG:HD2	1:A:103:ARG:O	2.17	0.45
1:A:28:PRO:HG2	1:A:29:HIS:N	2.32	0.45
1:A:109:GLY:HA3	9:A:302:HEM:HBD2	1.98	0.45
5:E:7:PHE:O	5:E:11:PHE:HD2	2.00	0.45
1:A:79:GLY:O	1:A:80:TRP:C	2.55	0.45
2:O:135:PHE:C	2:O:135:PHE:CD1	2.88	0.45
2:O:91:LEU:C	2:O:91:LEU:HD12	2.37	0.45
3:P:273:ILE:HD12	7:T:25:LYS:HD3	1.98	0.45
1:N:57:TYR:HE1	1:N:76:VAL:HG21	1.82	0.45
3:P:159:GLN:N	3:P:159:GLN:CD	2.70	0.45
3:P:25:CYS:HB3	3:P:26:HIS:H	1.56	0.45
4:Q:82:GLN:HA	4:Q:82:GLN:HE21	1.82	0.45
3:C:169:ASN:ND2	3:C:236:ASN:HA	2.32	0.45
3:C:101:VAL:CG1	3:C:118:PRO:HB2	2.47	0.45
3:C:199:ILE:HB	3:C:207:VAL:O	2.17	0.45
3:P:34:VAL:HG22	3:P:243:ASP:HB3	1.99	0.45
3:P:185:LYS:HD2	3:P:195:TYR:CB	2.42	0.45
3:C:121:GLY:O	3:C:123:GLN:N	2.49	0.45
1:A:157:ALA:O	1:A:158:ILE:HG13	2.17	0.45
1:N:117:THR:HG22	1:N:205:MET:HB3	1.98	0.45
1:N:120:SER:O	1:N:121:GLY:C	2.55	0.45
1:N:51:GLY:CA	1:N:54:MET:HE3	2.44	0.45
1:N:209:GLN:NE2	2:O:27:TYR:C	2.70	0.45
2:O:82:TYR:N	2:O:83:PRO:HD2	2.32	0.45
6:S:33:ALA:O	6:S:34:GLU:HG3	2.17	0.45
2:O:64:GLU:CD	2:O:65:PRO:CD	2.86	0.45
4:Q:118:ASN:C	4:Q:120:ALA:H	2.21	0.45
8:H:10:LEU:O	8:H:13:PHE:HB2	2.17	0.45
4:D:88:PRO:HG3	4:D:114:VAL:CG2	2.45	0.45
1:A:27:PRO:O	2:B:29:GLU:CD	2.55	0.45
1:A:33:PHE:CE2	15:E:101:BCR:C35	3.00	0.45
1:N:19:ASP:OD1	1:N:22:THR:O	2.35	0.45
1:A:90:ALA:O	1:A:94:VAL:HG23	2.17	0.45
1:N:32:ILE:CD1	7:T:26:ARG:NH2	2.80	0.45

Continued on next page...

Continued from previous page...

Atom-1	Atom-2	Interatomic distance (Å)	Clash overlap (Å)
5:R:2:ILE:HG13	5:R:3:LEU:N	2.32	0.45
3:P:28:ALA:CB	3:P:240:PHE:N	2.80	0.45
4:D:56:ALA:O	4:D:57:LYS:C	2.55	0.45
1:N:27:PRO:HA	2:O:33:PRO:CG	2.47	0.45
3:P:101:VAL:CG1	3:P:118:PRO:HB2	2.47	0.45
7:G:4:LEU:O	7:G:6:LEU:HD22	2.16	0.45
3:C:180:ILE:HB	3:C:199:ILE:HA	1.99	0.45
3:P:44:THR:O	3:P:133:SER:N	2.50	0.45
3:C:251:ASP:HB3	3:C:254:ARG:CB	2.46	0.45
1:A:174:SER:OG	4:Q:86:GLY:HA3	2.17	0.45
2:B:146:GLY:O	2:B:147:ALA:CB	2.64	0.45
1:A:101:VAL:O	1:A:104:VAL:HB	2.17	0.44
1:A:29:HIS:ND1	2:B:30:PRO:CG	2.80	0.44
2:B:105:PRO:CG	2:B:106:LEU:H	2.21	0.44
5:E:23:ILE:O	5:E:25:ALA:N	2.50	0.44
1:A:145:TYR:C	1:A:145:TYR:CD2	2.89	0.44
1:A:142:GLN:HG2	2:B:65:PRO:HG3	1.98	0.44
1:N:154:VAL:HB	1:N:155:PRO:CD	2.46	0.44
1:N:179:THR:O	1:N:183:TYR:CD1	2.70	0.44
1:N:178:ALA:O	1:N:180:LEU:N	2.50	0.44
1:N:191:LEU:HD12	1:N:191:LEU:N	2.14	0.44
2:O:43:VAL:HB	2:O:44:ILE:H	1.58	0.44
3:P:280:GLU:OE2	7:T:28:ASN:ND2	2.50	0.44
2:O:43:VAL:CA	7:T:23:GLN:OE1	2.64	0.44
7:T:24:TYR:CD2	7:T:24:TYR:N	2.83	0.44
8:H:3:VAL:CA	8:H:6:TRP:HD1	2.29	0.44
3:C:182:LYS:HD2	3:C:182:LYS:N	2.33	0.44
2:O:73:LEU:N	2:O:73:LEU:CD2	2.80	0.44
2:B:125:ARG:HA	2:B:125:ARG:HD3	1.89	0.44
2:B:81:LEU:CD1	2:B:81:LEU:H	2.30	0.44
2:B:124:PHE:CZ	5:E:27:LYS:HG3	2.52	0.44
1:N:158:ILE:O	1:N:160:VAL:N	2.50	0.44
1:N:114:ARG:HD2	1:N:208:LYS:HE2	1.99	0.44
4:Q:19:MET:C	4:Q:21:LEU:H	2.20	0.44
3:C:60:GLN:HE22	3:C:157:ARG:HG3	1.82	0.44
3:C:78:LEU:HD21	3:C:131:VAL:CG2	2.42	0.44
7:T:4:LEU:O	7:T:6:LEU:HD22	2.17	0.44
4:Q:55:THR:O	4:Q:64:VAL:HB	2.17	0.44
1:A:28:PRO:HG2	2:B:31:ALA:O	2.17	0.44
11:B:305:OPC:HAV	11:B:305:OPC:CAH	2.47	0.44
1:A:82:ILE:CD1	1:A:82:ILE:H	2.30	0.44

Continued on next page...

Continued from previous page...

Atom-1	Atom-2	Interatomic distance (Å)	Clash overlap (Å)
3:C:256:LYS:HE2	3:C:257:TRP:CZ3	2.52	0.44
1:N:101:VAL:O	1:N:104:VAL:HB	2.17	0.44
1:N:44:PHE:C	1:N:46:ILE:N	2.70	0.44
2:O:128:VAL:O	2:O:132:ILE:HD11	2.18	0.44
2:O:40:PHE:H	2:O:41:PRO:HD2	1.81	0.44
5:R:6:VAL:O	5:R:10:VAL:HG12	2.18	0.44
4:Q:67:SER:CA	4:Q:70:LEU:HD21	2.35	0.44
3:P:175:SER:O	3:P:176:ALA:HB2	2.16	0.44
3:C:61:VAL:HA	3:C:67:LYS:HA	1.98	0.44
3:C:3:PHE:O	3:C:5:ALA:N	2.51	0.44
4:D:137:GLY:O	4:D:138:ARG:O	2.35	0.44
1:A:33:PHE:CE1	5:E:18:ILE:CD1	2.88	0.44
6:F:28:LEU:HD22	6:F:31:GLN:HE22	1.83	0.44
10:N:303:HEC:HBC1	11:N:1305:OPC:HAQ1	1.99	0.44
2:O:85:PHE:CD1	2:O:86:GLN:N	2.86	0.44
5:R:29:ILE:CG2	5:R:29:ILE:O	2.65	0.44
6:S:18:PHE:O	6:S:19:VAL:C	2.55	0.44
7:T:18:TYR:O	7:T:19:ALA:C	2.55	0.44
3:P:161:TYR:HB2	3:P:165:GLU:O	2.18	0.44
3:P:181:THR:OG1	3:P:200:GLN:HG2	2.17	0.44
4:Q:173:GLY:O	4:Q:174:GLU:OE2	2.35	0.44
2:B:101:MET:CG	2:B:102:ALA:N	2.80	0.44
2:B:132:ILE:HA	2:B:135:PHE:CD2	2.46	0.44
2:B:144:GLY:C	2:B:145:ILE:HG12	2.38	0.44
3:C:274:LEU:O	3:C:275:LYS:O	2.35	0.44
1:N:14:ILE:CB	1:N:17:LEU:HD11	2.38	0.44
1:A:178:ALA:O	1:A:180:LEU:N	2.51	0.44
1:A:127:ILE:CD1	1:A:194:LEU:HB2	2.47	0.44
1:N:52:PHE:C	1:N:52:PHE:CD1	2.89	0.44
3:P:277:LYS:HE3	7:T:27:PRO:CD	2.47	0.44
3:C:172:PHE:CD1	3:C:215:PRO:HG3	2.52	0.44
3:C:50:VAL:O	3:C:52:ILE:HG13	2.17	0.44
4:Q:73:HIS:HB2	4:Q:93:VAL:HG21	1.99	0.44
4:Q:88:PRO:HD2	4:Q:107:VAL:HG23	1.99	0.44
3:P:82:PHE:CE1	3:P:134:PRO:HD2	2.53	0.44
3:P:91:PRO:C	3:P:92:GLU:HG2	2.35	0.44
4:Q:94:GLU:CG	4:Q:100:ARG:HG2	2.47	0.44
1:A:121:GLY:O	1:A:122:VAL:C	2.56	0.44
6:F:8:TYR:HD2	6:F:9:ALA:N	2.15	0.44
2:B:51:ILE:H	2:B:51:ILE:CD1	2.20	0.44
3:C:14:ARG:CZ	3:C:150:HIS:ND1	2.80	0.44

Continued on next page...

Continued from previous page...

Atom-1	Atom-2	Interatomic distance (Å)	Clash overlap (Å)
1:N:33:PHE:O	1:N:35:CYS:N	2.51	0.44
5:R:6:VAL:O	5:R:10:VAL:CG1	2.65	0.44
3:P:231:LEU:HD11	3:P:233:ASN:O	2.18	0.44
3:C:154:ASN:CG	3:C:155:ARG:N	2.68	0.44
4:Q:41:TYR:CD2	4:Q:41:TYR:C	2.91	0.44
3:P:259:ILE:HD11	7:T:12:THR:HG21	2.00	0.44
3:C:91:PRO:O	3:C:92:GLU:CG	2.61	0.44
3:P:46:PHE:CD1	3:P:131:VAL:HG13	2.52	0.44
4:D:65:LYS:HD2	4:D:65:LYS:N	2.32	0.44
2:B:55:SER:O	2:B:56:VAL:C	2.56	0.44
2:O:42:VAL:HA	2:O:45:MET:CE	2.47	0.44
3:P:60:GLN:HE22	3:P:157:ARG:HG3	1.82	0.44
2:O:29:GLU:N	2:O:30:PRO:CD	2.77	0.44
4:Q:70:LEU:CD1	4:Q:71:GLU:HG2	2.47	0.44
3:P:3:PHE:HD2	3:P:4:TRP:CZ3	2.36	0.44
1:A:62:VAL:HG23	1:A:63:THR:HG23	1.99	0.44
1:N:120:SER:HA	1:N:123:ILE:HD13	2.00	0.44
3:P:277:LYS:HA	3:P:280:GLU:HB3	2.00	0.44
5:R:15:PHE:O	5:R:19:ALA:N	2.50	0.44
3:P:237:VAL:O	3:P:238:GLY:C	2.56	0.44
3:P:55:ASP:HB2	3:P:57:LYS:CD	2.48	0.44
4:D:118:ASN:C	4:D:120:ALA:H	2.21	0.44
3:C:15:GLU:HB2	3:C:19:ARG:O	2.17	0.44
3:C:167:SER:OG	3:C:168:ASN:N	2.49	0.44
2:O:72:PRO:O	2:O:74:GLU:N	2.51	0.44
8:U:3:VAL:CA	8:U:6:TRP:HD1	2.31	0.44
3:C:144:PHE:O	3:C:147:TYR:CE1	2.71	0.44
4:Q:117:TRP:CZ3	4:Q:119:ALA:HA	2.53	0.44
2:B:42:VAL:HA	2:B:45:MET:CE	2.48	0.44
6:F:4:GLU:HG3	6:F:5:GLU:H	1.82	0.44
1:A:139:PRO:O	1:A:140:TRP:CB	2.66	0.44
4:D:35:LEU:N	4:D:37:PRO:HD2	2.22	0.44
1:N:105:TYR:HD2	1:N:106:LEU:CD2	2.31	0.44
1:N:121:GLY:O	1:N:122:VAL:C	2.56	0.44
6:S:16:LEU:HA	6:S:19:VAL:CB	2.48	0.44
3:C:184:ALA:HB3	3:C:197:VAL:N	2.33	0.44
2:O:62:VAL:HG22	12:O:1309:BNT:CAK	2.48	0.44
3:P:120:PRO:HG2	3:P:124:TYR:HB2	1.99	0.44
3:P:199:ILE:HD12	3:P:208:VAL:HA	2.00	0.44
2:O:57:LEU:HA	2:O:57:LEU:HD23	1.87	0.44
1:N:78:PHE:HE1	4:Q:37:PRO:HA	1.82	0.44

Continued on next page...

Continued from previous page...

Atom-1	Atom-2	Interatomic distance (Å)	Clash overlap (Å)
3:C:46:PHE:CE1	3:C:131:VAL:HG13	2.52	0.44
3:P:144:PHE:O	3:P:147:TYR:CE1	2.70	0.44
2:B:120:PHE:O	2:B:121:GLN:C	2.56	0.44
1:N:132:GLY:O	1:N:133:VAL:C	2.56	0.44
3:C:196:GLN:HE22	3:C:210:THR:HB	1.79	0.44
3:C:221:GLU:C	3:C:223:GLN:H	2.22	0.44
4:D:173:GLY:O	4:D:174:GLU:OE2	2.36	0.44
5:E:12:ILE:HA	5:E:15:PHE:CE1	2.53	0.43
5:E:15:PHE:O	5:E:19:ALA:N	2.51	0.43
1:A:48:PHE:O	1:A:52:PHE:HB3	2.18	0.43
13:O:1201:CLA:HHB	13:O:1201:CLA:HMA1	1.80	0.43
2:O:122:ASN:ND2	5:R:26:ILE:C	2.71	0.43
1:A:160:VAL:HG12	1:A:161:VAL:N	2.30	0.43
4:D:73:HIS:CG	4:D:93:VAL:HG21	2.53	0.43
4:D:19:MET:O	4:D:21:LEU:N	2.50	0.43
3:P:6:GLN:HB3	3:P:106:TYR:CE2	2.53	0.43
11:B:305:OPC:HAU1	11:B:305:OPC:HAX2	1.67	0.43
11:B:305:OPC:HAX2	11:B:305:OPC:HBZ2	1.99	0.43
1:N:122:VAL:O	1:N:123:ILE:C	2.56	0.43
1:N:43:CYS:HB2	1:N:93:MET:HB2	2.00	0.43
2:B:34:ASN:CG	2:B:35:ASP:H	2.03	0.43
8:H:6:TRP:O	8:H:7:VAL:C	2.55	0.43
1:N:82:ILE:HD12	1:N:82:ILE:H	1.84	0.43
4:D:80:LEU:CD2	4:D:80:LEU:H	2.29	0.43
3:C:151:LEU:HD23	3:C:151:LEU:O	2.18	0.43
3:P:126:GLU:O	3:P:127:ILE:C	2.55	0.43
1:A:34:TYR:CD1	1:A:103:ARG:CD	3.01	0.43
1:A:117:THR:HG22	1:A:205:MET:HB3	1.98	0.43
2:B:38:TYR:HA	2:B:41:PRO:CG	2.48	0.43
5:E:23:ILE:C	5:E:25:ALA:H	2.21	0.43
5:E:9:ILE:CG2	5:E:10:VAL:H	2.31	0.43
1:A:42:THR:C	1:A:44:PHE:N	2.70	0.43
1:N:110:PHE:HA	1:N:114:ARG:O	2.18	0.43
2:O:125:ARG:HH11	2:O:126:ARG:N	1.88	0.43
2:O:79:TRP:HA	2:O:82:TYR:CZ	2.53	0.43
4:D:108:CYS:SG	4:D:110:HIS:HB3	2.58	0.43
4:D:115:VAL:HG22	4:D:126:CYS:HB2	1.99	0.43
1:N:211:ILE:CG2	1:N:212:SER:N	2.81	0.43
3:P:199:ILE:N	3:P:208:VAL:HG12	2.33	0.43
4:D:71:GLU:HG3	4:D:72:SER:N	2.33	0.43
1:N:83:ARG:O	1:N:84:SER:C	2.56	0.43

Continued on next page...

Continued from previous page...

Atom-1	Atom-2	Interatomic distance (Å)	Clash overlap (Å)
3:P:76:LEU:C	3:P:76:LEU:HD23	2.38	0.43
3:P:87:GLU:HA	3:P:90:ILE:HD12	2.00	0.43
3:P:6:GLN:HB3	3:P:106:TYR:CZ	2.53	0.43
4:Q:102:TYR:HB2	4:Q:150:LEU:HB3	2.00	0.43
3:P:177:THR:O	3:P:177:THR:HG22	2.18	0.43
3:P:261:PHE:HE2	4:Q:34:ALA:N	2.16	0.43
1:A:119:ILE:O	1:A:122:VAL:N	2.52	0.43
1:A:122:VAL:O	1:A:123:ILE:C	2.55	0.43
2:B:96:LEU:CD1	2:B:100:LEU:HD12	2.48	0.43
11:C:306:OPC:CAA	4:D:17:GLN:HG2	2.49	0.43
1:A:165:ILE:O	1:A:168:LEU:N	2.49	0.43
1:A:170:ARG:HA	1:A:179:THR:HA	2.00	0.43
1:A:195:ILE:CG2	1:A:196:ALA:N	2.81	0.43
1:N:200:LEU:N	1:N:200:LEU:HD22	2.33	0.43
2:O:37:LEU:C	2:O:41:PRO:HD2	2.38	0.43
2:O:43:VAL:O	2:O:44:ILE:C	2.56	0.43
5:R:14:LEU:N	5:R:14:LEU:HD22	2.32	0.43
5:R:22:ILE:HG23	5:R:23:ILE:N	2.33	0.43
1:A:15:GLN:O	1:A:17:LEU:CD1	2.67	0.43
3:C:9:TYR:CE1	3:C:21:VAL:HG11	2.54	0.43
3:C:83:LYS:HE3	3:C:134:PRO:CA	2.48	0.43
3:C:81:GLY:C	3:C:134:PRO:HG2	2.38	0.43
3:P:91:PRO:O	3:P:92:GLU:CG	2.60	0.43
3:P:110:GLN:HB3	3:P:113:VAL:HG23	2.00	0.43
3:C:177:THR:HG22	3:C:177:THR:O	2.19	0.43
2:B:146:GLY:O	2:B:147:ALA:HB3	2.18	0.43
2:B:122:ASN:HB2	2:B:123:PRO:CD	2.43	0.43
2:B:95:LEU:HD23	2:B:95:LEU:N	2.32	0.43
3:C:275:LYS:HZ1	11:C:306:OPC:HBG3	1.77	0.43
5:E:26:ILE:HG23	5:E:30:LYS:HZ1	1.84	0.43
6:F:25:VAL:O	6:F:28:LEU:N	2.41	0.43
1:N:14:ILE:C	1:N:15:GLN:CD	2.77	0.43
2:B:67:ASN:N	2:B:68:PRO:CD	2.81	0.43
1:N:117:THR:O	1:N:202:HIS:CE1	2.71	0.43
1:N:167:ASP:OD2	1:N:172:GLY:O	2.36	0.43
2:O:79:TRP:HZ2	5:R:1:MET:HA	1.82	0.43
3:P:273:ILE:CG2	7:T:22:GLN:HB3	2.34	0.43
3:P:55:ASP:C	3:P:57:LYS:N	2.71	0.43
1:N:28:PRO:CG	2:O:32:TRP:HB3	2.29	0.43
4:D:163:THR:HB	4:D:164:PRO:HD2	2.00	0.43
4:Q:88:PRO:O	4:Q:106:ALA:HB3	2.18	0.43

Continued on next page...

Continued from previous page...

Atom-1	Atom-2	Interatomic distance (Å)	Clash overlap (Å)
1:N:79:GLY:O	1:N:80:TRP:C	2.56	0.43
3:C:6:GLN:HB3	3:C:106:TYR:CZ	2.53	0.43
3:P:81:GLY:O	3:P:134:PRO:HG3	2.19	0.43
4:D:65:LYS:HB2	4:D:68:LYS:HZ3	1.83	0.43
4:D:88:PRO:CB	2:O:69:PHE:CD2	2.99	0.43
4:Q:66:VAL:HG13	4:Q:159:ASN:O	2.18	0.43
3:C:126:GLU:O	3:C:127:ILE:C	2.57	0.43
4:D:117:TRP:CZ3	4:D:119:ALA:HA	2.53	0.43
1:A:201:LEU:C	1:A:205:MET:HE2	2.39	0.43
2:B:79:TRP:C	2:B:80:TYR:CD1	2.88	0.43
5:E:18:ILE:C	5:E:23:ILE:HG23	2.39	0.43
1:N:15:GLN:H	1:N:17:LEU:HD12	1.83	0.43
3:P:271:MET:HA	3:P:274:LEU:HG	1.98	0.43
5:R:18:ILE:O	5:R:23:ILE:HG23	2.19	0.43
5:R:18:ILE:C	5:R:23:ILE:HG23	2.39	0.43
5:R:25:ALA:O	5:R:29:ILE:HD12	2.18	0.43
5:R:5:ALA:C	5:R:7:PHE:N	2.72	0.43
7:T:16:LEU:O	7:T:16:LEU:CD2	2.61	0.43
3:P:54:TYR:CD1	3:P:54:TYR:C	2.91	0.43
1:N:142:GLN:HG2	2:O:64:GLU:CG	2.49	0.43
3:C:28:ALA:HB3	3:C:240:PHE:CB	2.48	0.43
3:C:28:ALA:CB	3:C:238:GLY:C	2.87	0.43
3:P:180:ILE:HB	3:P:199:ILE:HA	2.00	0.43
3:P:140:LYS:N	3:P:140:LYS:HD2	2.33	0.43
4:Q:173:GLY:O	4:Q:174:GLU:CD	2.57	0.43
1:A:112:LYS:HG3	1:A:113:PRO:HD3	2.00	0.43
2:B:124:PHE:CE1	5:E:23:ILE:HD11	2.53	0.43
1:N:114:ARG:HH11	1:N:114:ARG:HG2	1.83	0.43
1:N:201:LEU:C	1:N:205:MET:HE2	2.39	0.43
5:R:28:SER:C	5:R:30:LYS:H	2.21	0.43
6:S:8:TYR:HD2	6:S:9:ALA:H	1.67	0.43
15:R:1101:BCR:H322	7:T:23:GLN:HE22	1.83	0.43
1:N:25:TYR:HB2	1:N:26:VAL:H	1.73	0.43
3:C:180:ILE:HG13	3:C:199:ILE:HA	2.01	0.43
3:P:225:VAL:O	3:P:226:LYS:HB3	2.18	0.43
2:O:147:ALA:O	2:O:149:LEU:CD2	2.64	0.43
4:Q:163:THR:HB	4:Q:164:PRO:CD	2.48	0.43
1:A:108:GLY:O	1:A:110:PHE:CD2	2.72	0.43
1:A:26:VAL:HB	2:B:29:GLU:CG	2.27	0.43
2:B:127:PRO:O	2:B:130:THR:N	2.51	0.43
7:G:22:GLN:C	7:G:24:TYR:H	2.22	0.43

Continued on next page...

Continued from previous page...

Atom-1	Atom-2	Interatomic distance (Å)	Clash overlap (Å)
1:A:54:MET:C	1:A:56:PHE:N	2.72	0.43
1:A:87:ARG:NH1	2:B:60:ALA:HA	2.33	0.43
4:D:41:TYR:CD2	4:D:42:PHE:N	2.86	0.43
1:N:111:LYS:CB	1:N:113:PRO:HD2	2.44	0.43
1:N:205:MET:O	1:N:207:ARG:HG3	2.18	0.43
4:D:110:HIS:CD2	4:D:143:PRO:HB2	2.53	0.43
3:C:161:TYR:HE1	3:C:167:SER:HA	1.82	0.43
3:P:117:GLY:O	3:P:119:LEU:CD2	2.66	0.43
2:O:53:ALA:HA	3:P:258:MET:HE2	2.01	0.43
4:Q:33:GLY:O	4:Q:37:PRO:CD	2.67	0.43
4:D:63:ASN:O	4:D:65:LYS:HD2	2.19	0.43
3:C:34:VAL:HG11	3:C:151:LEU:HD22	2.00	0.43
1:A:99:LEU:HA	1:A:102:PHE:CD1	2.54	0.43
2:B:141:ILE:O	2:B:144:GLY:N	2.42	0.43
5:E:5:ALA:HB1	6:F:10:ALA:N	2.34	0.43
7:G:18:TYR:O	7:G:19:ALA:C	2.57	0.43
7:G:29:GLU:O	7:G:30:LEU:C	2.57	0.43
1:N:43:CYS:O	1:N:46:ILE:HB	2.18	0.43
4:Q:19:MET:O	4:Q:21:LEU:N	2.51	0.43
4:Q:157:ASP:O	4:Q:158:ASP:CB	2.67	0.43
4:Q:41:TYR:HD2	4:Q:42:PHE:N	2.16	0.43
4:D:69:PHE:HA	4:D:73:HIS:ND1	2.34	0.43
1:N:81:LEU:O	1:N:82:ILE:C	2.56	0.43
3:C:83:LYS:HE3	3:C:134:PRO:HA	2.01	0.43
3:P:34:VAL:HG11	3:P:151:LEU:CB	2.49	0.43
3:P:76:LEU:HD21	3:P:78:LEU:HD12	2.01	0.43
1:A:65:ALA:O	1:A:69:VAL:HG23	2.18	0.43
2:B:121:GLN:O	2:B:121:GLN:CD	2.57	0.43
1:A:210:GLY:O	1:A:211:ILE:HB	2.18	0.43
1:A:48:PHE:HA	9:A:301:HEM:CMC	2.49	0.43
1:N:165:ILE:HG22	1:N:166:SER:H	1.84	0.43
1:N:116:LEU:HD13	1:N:205:MET:SD	2.59	0.43
5:R:3:LEU:HD12	5:R:3:LEU:O	2.19	0.43
3:P:216:GLU:O	3:P:217:LEU:HD23	2.19	0.43
3:C:55:ASP:C	3:C:57:LYS:H	2.22	0.43
3:C:54:TYR:CE1	3:C:70:LEU:HD22	2.54	0.43
3:P:6:GLN:HA	3:P:106:TYR:OH	2.19	0.43
3:C:258:MET:SD	3:C:258:MET:C	2.97	0.43
2:B:79:TRP:HA	2:B:82:TYR:HE2	1.80	0.42
11:C:306:OPC:HAA1	4:D:17:GLN:HG2	2.00	0.42
1:N:15:GLN:HE21	1:N:16:ALA:N	2.16	0.42

Continued on next page...

Continued from previous page...

Atom-1	Atom-2	Interatomic distance (Å)	Clash overlap (Å)
1:N:110:PHE:CB	1:N:115:GLU:HA	2.48	0.42
1:N:165:ILE:O	1:N:168:LEU:N	2.48	0.42
1:N:57:TYR:CE1	1:N:76:VAL:HG21	2.53	0.42
2:O:81:LEU:O	2:O:81:LEU:HD23	2.19	0.42
2:O:48:PHE:CD1	2:O:48:PHE:C	2.92	0.42
3:P:78:LEU:HD21	3:P:131:VAL:CG2	2.43	0.42
1:N:36:LEU:HB3	1:N:100:HIS:HB2	2.00	0.42
2:O:150:PRO:O	2:O:151:LEU:CB	2.67	0.42
4:D:102:TYR:HB2	4:D:150:LEU:HB3	2.00	0.42
4:Q:14:GLY:O	4:Q:15:ARG:HB2	2.19	0.42
3:C:280:GLU:O	3:C:282:VAL:N	2.52	0.42
15:E:101:BCR:H361	15:E:101:BCR:H20C	1.76	0.42
5:E:6:VAL:O	5:E:10:VAL:CG1	2.67	0.42
2:B:32:TRP:CE2	7:G:28:ASN:HB3	2.54	0.42
1:A:171:GLY:HA3	1:A:178:ALA:CB	2.46	0.42
1:N:114:ARG:NH2	9:N:302:HEM:O1D	2.52	0.42
11:O:1306:OPC:HB2	11:O:1306:OPC:HBR	2.01	0.42
2:O:99:LEU:O	2:O:100:LEU:C	2.57	0.42
7:T:20:ALA:C	7:T:24:TYR:CZ	2.93	0.42
3:P:161:TYR:HE1	3:P:167:SER:HA	1.82	0.42
4:D:128:CYS:HB2	4:D:129:HIS:ND1	2.34	0.42
1:N:80:TRP:CD2	3:P:254:ARG:NH2	2.86	0.42
4:D:178:TRP:O	4:D:179:VAL:C	2.58	0.42
7:T:6:LEU:CD2	7:T:6:LEU:H	2.23	0.42
3:C:226:LYS:HZ3	3:C:226:LYS:HB3	1.84	0.42
3:P:136:PRO:HB2	3:P:142:ILE:O	2.19	0.42
3:C:110:GLN:HB3	3:C:113:VAL:HG23	2.01	0.42
3:C:65:GLY:O	3:C:66:SER:C	2.58	0.42
1:A:39:ILE:O	1:A:40:THR:C	2.57	0.42
6:F:20:GLY:O	6:F:21:TRP:C	2.57	0.42
6:F:28:LEU:HD23	6:F:31:GLN:NE2	2.34	0.42
7:G:20:ALA:C	7:G:24:TYR:CZ	2.93	0.42
1:A:165:ILE:HD11	1:A:168:LEU:HD12	2.00	0.42
1:A:44:PHE:HD1	9:A:301:HEM:HBB1	1.84	0.42
1:A:43:CYS:O	1:A:46:ILE:HB	2.18	0.42
1:N:102:PHE:O	1:N:103:ARG:C	2.58	0.42
1:N:204:LEU:O	1:N:207:ARG:HG3	2.19	0.42
2:O:122:ASN:HD22	5:R:27:LYS:CA	2.31	0.42
6:S:20:GLY:HA3	7:T:21:TYR:CE1	2.54	0.42
7:T:22:GLN:C	7:T:24:TYR:H	2.22	0.42
2:O:62:VAL:HG23	2:O:63:GLY:N	2.35	0.42

Continued on next page...

Continued from previous page...

Atom-1	Atom-2	Interatomic distance (Å)	Clash overlap (Å)
2:O:64:GLU:H	2:O:65:PRO:HD2	1.83	0.42
3:C:55:ASP:C	3:C:57:LYS:N	2.72	0.42
2:B:48:PHE:O	2:B:49:ALA:C	2.58	0.42
2:O:149:LEU:HA	2:O:150:PRO:HD3	1.74	0.42
3:P:13:PRO:HB2	3:P:20:ILE:HG22	2.00	0.42
2:B:105:PRO:CG	2:B:106:LEU:N	2.82	0.42
1:A:146:TRP:HB3	2:B:75:ILE:CD1	2.50	0.42
2:B:96:LEU:HD13	2:B:96:LEU:C	2.39	0.42
5:E:14:LEU:HD22	5:E:14:LEU:N	2.34	0.42
1:A:163:VAL:C	1:A:165:ILE:H	2.21	0.42
1:A:175:VAL:O	1:A:176:GLY:C	2.58	0.42
1:A:142:GLN:NE2	2:B:68:PRO:CB	2.75	0.42
1:N:33:PHE:CD1	1:N:34:TYR:CE1	3.08	0.42
3:C:216:GLU:O	3:C:217:LEU:HD23	2.18	0.42
3:C:54:TYR:CD1	3:C:54:TYR:C	2.91	0.42
3:C:86:PRO:HG2	3:C:89:ARG:HB2	2.00	0.42
3:P:225:VAL:HB	3:P:226:LYS:H	1.49	0.42
4:D:173:GLY:O	4:D:174:GLU:CD	2.57	0.42
1:A:27:PRO:HG2	2:B:20:LYS:HZ2	1.84	0.42
2:B:108:LEU:C	2:B:110:LEU:N	2.73	0.42
2:B:116:ASN:O	2:B:116:ASN:ND2	2.52	0.42
2:B:72:PRO:HG2	2:B:75:ILE:CG1	2.40	0.42
3:C:275:LYS:O	3:C:276:LYS:C	2.57	0.42
5:E:14:LEU:O	5:E:18:ILE:N	2.52	0.42
1:A:165:ILE:C	1:A:167:ASP:N	2.72	0.42
1:A:55:THR:OG1	1:N:185:SER:CB	2.68	0.42
1:N:170:ARG:O	1:N:179:THR:N	2.53	0.42
2:O:34:ASN:HD22	2:O:35:ASP:CG	2.22	0.42
4:Q:115:VAL:CG2	4:Q:126:CYS:HB2	2.50	0.42
8:H:6:TRP:O	8:H:9:LEU:N	2.53	0.42
4:Q:105:ASN:ND2	4:Q:107:VAL:HB	2.33	0.42
1:N:84:SER:HB2	2:O:55:SER:HB3	2.02	0.42
1:N:81:LEU:HD13	1:N:81:LEU:C	2.40	0.42
2:O:48:PHE:O	2:O:49:ALA:C	2.56	0.42
3:P:83:LYS:O	3:P:131:VAL:HG23	2.20	0.42
3:C:34:VAL:HG13	3:C:151:LEU:HD22	2.00	0.42
1:N:24:LYS:HG2	1:N:24:LYS:H	1.49	0.42
1:A:40:THR:O	1:A:93:MET:HG3	2.20	0.42
2:B:85:PHE:CD1	2:B:86:GLN:N	2.87	0.42
2:B:124:PHE:CZ	5:E:27:LYS:CB	2.98	0.42
1:A:191:LEU:O	1:A:193:TRP:N	2.53	0.42

Continued on next page...

Continued from previous page...

Atom-1	Atom-2	Interatomic distance (Å)	Clash overlap (Å)
1:N:127:ILE:CD1	1:N:194:LEU:HB2	2.45	0.42
5:R:5:ALA:CB	6:S:6:MET:O	2.67	0.42
3:P:54:TYR:HD2	3:P:155:ARG:NH1	2.17	0.42
4:D:110:HIS:HB2	4:D:144:ALA:CA	2.34	0.42
2:O:48:PHE:O	2:O:50:CYS:N	2.53	0.42
4:Q:150:LEU:C	4:Q:151:CYS:SG	2.98	0.42
1:A:95:LEU:HD23	1:A:99:LEU:HD21	2.00	0.42
2:B:126:ARG:HA	2:B:127:PRO:HD2	1.73	0.42
2:B:126:ARG:HG2	2:B:128:VAL:HG23	2.00	0.42
3:C:263:CYS:HA	3:C:266:MET:CB	2.50	0.42
11:B:305:OPC:HBV2	11:C:306:OPC:HBT1	2.01	0.42
6:F:8:TYR:O	6:F:11:LEU:CD1	2.68	0.42
7:G:26:ARG:CD	7:G:27:PRO:HD3	2.27	0.42
1:N:15:GLN:C	1:N:15:GLN:NE2	2.67	0.42
3:P:55:ASP:C	3:P:57:LYS:H	2.23	0.42
4:Q:81:VAL:CG1	4:Q:82:GLN:H	2.16	0.42
4:D:82:GLN:NE2	4:D:82:GLN:HA	2.35	0.42
4:Q:132:GLN:C	4:Q:133:TYR:HD2	2.23	0.42
2:O:68:PRO:HG2	2:O:69:PHE:N	2.32	0.42
1:A:120:SER:OG	1:A:121:GLY:N	2.53	0.42
5:E:7:PHE:O	5:E:11:PHE:CD2	2.72	0.42
6:F:18:PHE:O	6:F:19:VAL:C	2.58	0.42
1:N:186:ALA:HA	1:N:190:VAL:HB	2.02	0.42
4:Q:82:GLN:HA	4:Q:82:GLN:NE2	2.35	0.42
1:N:66:TYR:HB2	2:O:65:PRO:HG2	2.01	0.42
1:N:74:ASN:HB3	3:P:143:HIS:CG	2.54	0.42
4:Q:110:HIS:ND1	4:Q:111:LEU:HB2	2.34	0.42
4:Q:65:LYS:HB2	4:Q:68:LYS:HZ2	1.84	0.42
2:O:70:ALA:O	2:O:71:THR:OG1	2.36	0.42
1:A:174:SER:HB3	4:Q:86:GLY:HA3	2.02	0.42
2:B:100:LEU:O	2:B:103:SER:HB2	2.20	0.42
2:B:108:LEU:O	2:B:110:LEU:N	2.53	0.42
1:A:52:PHE:O	1:A:53:ALA:C	2.58	0.42
4:D:35:LEU:O	4:D:36:TYR:C	2.58	0.42
1:N:41:LEU:O	1:N:44:PHE:CB	2.66	0.42
1:N:72:ILE:HD12	1:N:72:ILE:H	1.85	0.42
3:P:265:VAL:O	3:P:266:MET:C	2.59	0.42
5:R:3:LEU:HG	5:R:7:PHE:CE2	2.55	0.42
6:S:16:LEU:HD22	6:S:16:LEU:N	2.34	0.42
3:P:52:ILE:HA	3:P:53:PRO:HD2	1.66	0.42
4:D:69:PHE:O	4:D:99:ILE:HD13	2.20	0.42

Continued on next page...

Continued from previous page...

Atom-1	Atom-2	Interatomic distance (Å)	Clash overlap (Å)
4:D:63:ASN:O	4:D:159:ASN:ND2	2.52	0.42
1:A:105:TYR:C	1:A:105:TYR:CD2	2.93	0.42
1:A:39:ILE:CD1	2:B:43:VAL:HG12	2.49	0.42
5:E:22:ILE:HG23	5:E:23:ILE:N	2.30	0.42
6:F:8:TYR:C	6:F:8:TYR:CD2	2.94	0.42
7:G:17:PHE:HB3	7:G:21:TYR:HE1	1.82	0.42
1:A:53:ALA:CA	4:D:42:PHE:CZ	2.97	0.42
2:B:57:LEU:HD22	7:G:10:PHE:CD1	2.55	0.42
1:N:38:GLY:CA	16:N:1306:HOH:O	2.67	0.42
1:N:58:TYR:CD2	1:N:184:TYR:CE1	3.05	0.42
3:P:272:LEU:HA	3:P:272:LEU:HD23	1.82	0.42
6:S:6:MET:O	6:S:9:ALA:N	2.53	0.42
2:B:149:LEU:HB3	2:B:150:PRO:HD2	2.02	0.42
3:P:193:VAL:O	3:P:213:ALA:HB2	2.20	0.42
2:O:18:LEU:N	2:O:18:LEU:HD23	2.34	0.42
4:D:163:THR:HB	4:D:164:PRO:CD	2.50	0.42
3:C:19:ARG:NH1	3:C:23:ALA:HB3	2.35	0.42
1:A:22:THR:HG23	1:A:22:THR:O	2.19	0.42
3:C:185:LYS:NZ	3:C:195:TYR:HB3	2.35	0.42
3:C:20:ILE:HG13	3:C:152:GLY:HA3	2.02	0.42
1:A:116:LEU:O	1:A:118:TRP:N	2.53	0.41
1:A:31:ASN:ND2	1:A:34:TYR:CE2	2.87	0.41
1:A:36:LEU:N	1:A:36:LEU:HD13	2.35	0.41
3:C:272:LEU:HD23	3:C:272:LEU:HA	1.83	0.41
5:E:7:PHE:CA	5:E:10:VAL:HG12	2.38	0.41
6:F:8:TYR:O	6:F:11:LEU:HD12	2.20	0.41
6:F:5:GLU:O	6:F:8:TYR:CD2	2.73	0.41
1:N:167:ASP:N	1:N:167:ASP:OD1	2.53	0.41
10:N:303:HEC:HBD2	10:N:303:HEC:CHA	2.50	0.41
1:N:206:ILE:HB	10:N:303:HEC:O1D	2.20	0.41
1:N:42:THR:C	1:N:44:PHE:N	2.73	0.41
1:N:64:GLU:HA	1:N:64:GLU:OE1	2.20	0.41
11:O:1306:OPC:HBX2	11:O:1306:OPC:CBS	2.49	0.41
2:O:36:LEU:O	2:O:39:VAL:HG22	2.19	0.41
5:R:9:ILE:HG12	6:S:11:LEU:HA	2.01	0.41
8:U:7:VAL:O	8:U:11:VAL:HB	2.20	0.41
3:C:181:THR:HG22	3:C:181:THR:O	2.20	0.41
3:P:93:GLU:O	3:P:94:LEU:C	2.57	0.41
4:Q:63:ASN:O	4:Q:159:ASN:ND2	2.53	0.41
3:C:281:LYS:HD3	3:C:281:LYS:H	1.85	0.41
1:A:19:ASP:O	1:A:20:ASP:CG	2.59	0.41

Continued on next page...

Continued from previous page...

Atom-1	Atom-2	Interatomic distance (Å)	Clash overlap (Å)
5:E:2:ILE:HG13	5:E:3:LEU:N	2.34	0.41
6:F:22:GLY:O	6:F:23:LEU:C	2.59	0.41
6:F:24:GLY:HA2	6:F:27:LEU:CD2	2.50	0.41
1:N:110:PHE:HB2	1:N:115:GLU:HA	2.02	0.41
1:N:116:LEU:O	1:N:118:TRP:N	2.53	0.41
1:N:62:VAL:H	1:N:177:GLN:HE22	1.68	0.41
11:O:1306:OPC:HAU1	11:O:1306:OPC:OBH	2.19	0.41
2:O:133:PHE:HB2	13:O:1201:CLA:HAB	2.02	0.41
4:D:110:HIS:ND1	4:D:111:LEU:HB2	2.35	0.41
3:C:120:PRO:HG2	3:C:124:TYR:HB2	2.01	0.41
1:A:203:PHE:O	1:A:206:ILE:HB	2.19	0.41
2:B:102:ALA:O	2:B:105:PRO:HD2	2.19	0.41
2:B:37:LEU:C	2:B:41:PRO:HD2	2.41	0.41
2:B:86:GLN:HB2	2:B:86:GLN:HE21	1.61	0.41
2:B:42:VAL:CG2	3:C:272:LEU:HD13	2.50	0.41
5:E:6:VAL:O	5:E:6:VAL:CG1	2.68	0.41
1:A:165:ILE:CD1	1:A:168:LEU:HD12	2.50	0.41
1:A:190:VAL:HB	1:A:191:LEU:HD12	2.02	0.41
1:N:44:PHE:C	1:N:46:ILE:H	2.23	0.41
2:O:86:GLN:HB2	2:O:86:GLN:HE21	1.60	0.41
6:S:20:GLY:O	6:S:21:TRP:C	2.58	0.41
3:P:50:VAL:O	3:P:52:ILE:HG13	2.20	0.41
1:N:74:ASN:O	1:N:75:GLU:CB	2.45	0.41
4:D:110:HIS:CE1	4:D:111:LEU:HB2	2.55	0.41
1:A:22:THR:O	1:A:23:SER:C	2.59	0.41
3:C:200:GLN:O	3:C:201:THR:C	2.58	0.41
2:B:71:THR:HG1	4:Q:114:VAL:HB	1.85	0.41
3:C:78:LEU:HB2	3:C:112:ASN:O	2.20	0.41
3:C:90:ILE:O	3:C:91:PRO:C	2.59	0.41
3:P:41:LEU:CD2	7:T:6:LEU:HD12	2.50	0.41
3:P:78:LEU:HB2	3:P:112:ASN:O	2.20	0.41
1:N:135:GLY:CA	1:N:138:LEU:HG	2.50	0.41
1:A:36:LEU:H	1:A:36:LEU:CD2	2.07	0.41
2:B:89:ARG:CG	2:B:90:SER:N	2.65	0.41
1:A:82:ILE:HG12	4:D:41:TYR:CE1	2.55	0.41
1:N:123:ILE:CD1	1:N:123:ILE:N	2.72	0.41
1:N:40:THR:O	1:N:93:MET:HG3	2.20	0.41
2:O:78:GLU:C	2:O:80:TYR:N	2.65	0.41
2:O:80:TYR:N	2:O:80:TYR:CD2	2.80	0.41
3:P:271:MET:HG2	4:Q:23:ALA:HA	2.03	0.41
2:O:79:TRP:CZ2	5:R:1:MET:HA	2.55	0.41

Continued on next page...

Continued from previous page...

Atom-1	Atom-2	Interatomic distance (Å)	Clash overlap (Å)
3:C:216:GLU:HB2	3:C:233:ASN:OD1	2.20	0.41
3:P:216:GLU:C	3:P:217:LEU:HG	2.40	0.41
3:C:170:ASN:HA	3:C:236:ASN:HB2	2.02	0.41
3:C:38:GLN:O	3:C:247:ILE:HG13	2.21	0.41
4:Q:88:PRO:HG3	4:Q:114:VAL:CG2	2.47	0.41
1:N:82:ILE:CD1	1:N:82:ILE:N	2.84	0.41
3:C:9:TYR:N	3:C:9:TYR:CD1	2.88	0.41
3:C:92:GLU:HG3	3:C:94:LEU:HB2	2.02	0.41
3:P:75:VAL:HG22	3:P:76:LEU:N	2.36	0.41
3:C:84:ILE:HG23	3:C:84:ILE:O	2.21	0.41
3:C:3:PHE:HD2	3:C:4:TRP:CZ3	2.39	0.41
3:C:265:VAL:O	3:C:266:MET:C	2.58	0.41
6:F:28:LEU:CD2	6:F:31:GLN:HE22	2.34	0.41
7:G:18:TYR:O	7:G:21:TYR:CB	2.68	0.41
1:N:195:ILE:HG23	1:N:196:ALA:H	1.84	0.41
1:N:64:GLU:O	1:N:68:SER:HB3	2.19	0.41
5:R:23:ILE:O	5:R:25:ALA:N	2.54	0.41
3:P:53:PRO:O	3:P:54:TYR:O	2.38	0.41
3:P:176:ALA:N	3:P:228:GLY:HA3	2.35	0.41
3:P:121:GLY:C	3:P:123:GLN:N	2.71	0.41
1:A:24:LYS:HZ2	1:A:24:LYS:HB2	1.85	0.41
1:A:132:GLY:O	1:A:133:VAL:C	2.58	0.41
1:N:203:PHE:O	1:N:204:LEU:C	2.58	0.41
1:N:33:PHE:CG	1:N:34:TYR:N	2.89	0.41
1:N:52:PHE:O	1:N:53:ALA:C	2.58	0.41
2:O:43:VAL:O	2:O:46:GLY:N	2.53	0.41
4:Q:121:GLU:O	4:Q:122:ASN:HB2	2.19	0.41
3:C:237:VAL:O	3:C:238:GLY:C	2.59	0.41
8:H:1:ILE:CG2	8:H:2:ASP:N	2.83	0.41
3:C:95:LYS:O	3:C:98:VAL:HG23	2.21	0.41
3:P:83:LYS:HE3	3:P:134:PRO:CA	2.50	0.41
3:P:281:LYS:HD3	3:P:281:LYS:H	1.85	0.41
1:A:174:SER:CB	4:Q:86:GLY:HA3	2.50	0.41
1:A:111:LYS:HB2	1:A:114:ARG:HH22	1.78	0.41
1:A:24:LYS:HZ3	1:A:26:VAL:H	1.68	0.41
1:A:54:MET:C	1:A:56:PHE:H	2.23	0.41
1:N:118:TRP:CH2	2:O:109:ILE:HA	2.55	0.41
3:P:155:ARG:HG2	3:P:239:GLY:N	2.36	0.41
3:P:26:HIS:CE1	3:P:154:ASN:ND2	2.88	0.41
4:D:141:ARG:C	4:D:142:GLY:O	2.57	0.41
4:Q:178:TRP:HB2	4:Q:179:VAL:H	1.58	0.41

Continued on next page...

Continued from previous page...

Atom-1	Atom-2	Interatomic distance (Å)	Clash overlap (Å)
4:Q:35:LEU:O	4:Q:36:TYR:C	2.58	0.41
2:B:135:PHE:O	2:B:137:THR:N	2.52	0.41
13:B:201:CLA:H41	13:B:201:CLA:H61	1.91	0.41
3:C:272:LEU:O	3:C:276:LYS:HG2	2.21	0.41
15:E:101:BCR:H322	7:G:23:GLN:NE2	2.35	0.41
2:B:55:SER:O	2:B:59:PRO:N	2.54	0.41
2:O:31:ALA:HB1	7:T:30:LEU:CB	2.40	0.41
3:P:277:LYS:NZ	3:P:278:GLN:HE22	2.19	0.41
4:Q:20:ASN:O	4:Q:23:ALA:HB3	2.21	0.41
5:R:9:ILE:HG21	6:S:10:ALA:CA	2.51	0.41
4:Q:106:ALA:CB	4:Q:114:VAL:HG13	2.50	0.41
2:O:144:GLY:O	2:O:145:ILE:HD12	2.21	0.41
2:B:26:TYR:HD1	2:B:26:TYR:C	2.24	0.41
10:A:303:HEC:HMC1	2:B:44:ILE:CG1	2.51	0.41
5:E:9:ILE:HG21	6:F:10:ALA:CA	2.50	0.41
1:N:19:ASP:O	1:N:19:ASP:OD1	2.38	0.41
2:B:104:VAL:H	2:B:105:PRO:CD	2.32	0.41
2:B:43:VAL:O	2:B:46:GLY:N	2.54	0.41
5:E:3:LEU:HG	5:E:7:PHE:HE2	1.86	0.41
1:A:191:LEU:C	1:A:193:TRP:N	2.74	0.41
1:A:44:PHE:C	1:A:46:ILE:N	2.73	0.41
1:N:200:LEU:CD2	1:N:200:LEU:N	2.84	0.41
11:O:1306:OPC:HBR	11:O:1306:OPC:CBF	2.51	0.41
2:O:43:VAL:HG13	15:R:1101:BCR:HC22	2.03	0.41
10:N:303:HEC:HMC1	2:O:44:ILE:HG12	2.02	0.41
2:O:87:ILE:HA	2:O:90:SER:HB2	2.01	0.41
3:P:266:MET:CE	7:T:15:GLY:O	2.69	0.41
1:N:69:VAL:HA	1:N:72:ILE:CD1	2.42	0.41
2:O:101:MET:C	2:O:103:SER:H	2.24	0.41
3:P:262:ILE:O	3:P:264:LEU:N	2.54	0.41
5:R:11:PHE:O	5:R:14:LEU:HD23	2.20	0.41
2:O:61:MET:SD	2:O:61:MET:N	2.93	0.41
4:D:157:ASP:O	4:D:158:ASP:CB	2.69	0.41
4:D:139:VAL:HG11	4:D:144:ALA:O	2.20	0.41
4:Q:141:ARG:C	4:Q:142:GLY:O	2.59	0.41
4:Q:70:LEU:HD12	4:Q:71:GLU:N	2.34	0.41
2:B:48:PHE:O	2:B:50:CYS:N	2.53	0.41
3:P:181:THR:HG22	3:P:181:THR:O	2.21	0.41
2:O:76:LEU:HD13	2:O:76:LEU:HA	1.89	0.41
7:T:7:GLY:C	7:T:9:VAL:N	2.74	0.41
4:D:66:VAL:HG13	4:D:159:ASN:O	2.21	0.41

Continued on next page...

Continued from previous page...

Atom-1	Atom-2	Interatomic distance (Å)	Clash overlap (Å)
4:D:105:ASN:ND2	4:D:107:VAL:HB	2.36	0.41
2:O:68:PRO:CG	2:O:69:PHE:H	2.32	0.41
3:P:281:LYS:N	3:P:281:LYS:CD	2.81	0.41
4:Q:137:GLY:O	4:Q:138:ARG:O	2.39	0.41
3:C:194:LYS:HE3	3:C:212:PRO:HB3	2.03	0.41
4:Q:79:VAL:O	4:Q:79:VAL:HG23	2.21	0.41
6:F:9:ALA:O	6:F:12:LEU:HB3	2.21	0.41
1:A:137:SER:C	1:A:139:PRO:HD2	2.42	0.41
1:A:165:ILE:HG22	1:A:166:SER:H	1.86	0.41
1:A:200:LEU:O	1:A:204:LEU:HG	2.21	0.41
1:A:51:GLY:O	1:A:52:PHE:C	2.59	0.41
1:A:81:LEU:HD11	1:A:85:ILE:HD11	2.02	0.41
1:A:82:ILE:CD1	1:A:82:ILE:N	2.84	0.41
1:N:115:GLU:N	1:N:115:GLU:OE1	2.54	0.41
1:N:155:PRO:C	1:N:157:ALA:H	2.23	0.41
1:N:165:ILE:C	1:N:167:ASP:N	2.75	0.41
1:A:18:ALA:CB	1:N:208:LYS:HZ1	2.34	0.41
1:N:85:ILE:O	1:N:86:HIS:C	2.60	0.41
11:O:1306:OPC:CCA	11:O:1306:OPC:HBB2	2.51	0.41
2:O:81:LEU:HA	2:O:84:VAL:HG22	2.03	0.41
3:P:278:GLN:C	3:P:279:VAL:HG23	2.41	0.41
3:P:213:ALA:O	3:P:215:PRO:HD2	2.21	0.41
3:P:28:ALA:CB	3:P:238:GLY:C	2.88	0.41
3:P:160:ILE:O	9:P:301:HEM:HMD3	2.21	0.41
4:Q:130:GLY:C	4:Q:131:SER:O	2.60	0.41
3:C:25:CYS:HB3	3:C:26:HIS:H	1.56	0.41
3:P:101:VAL:CB	3:P:118:PRO:HB2	2.51	0.41
4:Q:69:PHE:HA	4:Q:73:HIS:ND1	2.36	0.41
7:T:13:LEU:HD13	7:T:13:LEU:C	2.41	0.41
2:B:26:TYR:CD1	2:B:26:TYR:C	2.94	0.41
11:C:306:OPC:HAP1	11:C:306:OPC:HAL2	1.97	0.40
2:B:58:ASP:C	2:B:58:ASP:OD2	2.59	0.40
4:D:35:LEU:O	4:D:38:LEU:N	2.54	0.40
1:N:58:TYR:HD2	1:N:184:TYR:CE1	2.27	0.40
2:O:108:LEU:C	2:O:110:LEU:N	2.74	0.40
2:O:130:THR:O	2:O:131:THR:C	2.59	0.40
3:C:218:ILE:HD11	3:C:232:THR:HA	2.03	0.40
3:P:25:CYS:CA	3:P:160:ILE:HD12	2.46	0.40
3:P:172:PHE:CD1	3:P:215:PRO:HG3	2.56	0.40
3:P:171:VAL:HG13	3:P:234:ASN:HD22	1.85	0.40
4:Q:35:LEU:HD21	4:Q:39:VAL:HG21	2.03	0.40

Continued on next page...

Continued from previous page...

Atom-1	Atom-2	Interatomic distance (Å)	Clash overlap (Å)
3:C:93:GLU:O	3:C:94:LEU:C	2.59	0.40
1:N:36:LEU:HD22	1:N:36:LEU:H	1.85	0.40
3:P:73:GLY:O	3:P:74:ALA:HB2	2.21	0.40
1:A:110:PHE:HB3	1:A:118:TRP:CG	2.56	0.40
1:A:120:SER:HA	1:A:123:ILE:HD13	2.04	0.40
5:E:23:ILE:C	5:E:25:ALA:N	2.75	0.40
7:G:16:LEU:O	7:G:16:LEU:CD2	2.63	0.40
1:A:81:LEU:O	1:A:82:ILE:C	2.57	0.40
1:N:157:ALA:O	1:N:158:ILE:HG13	2.21	0.40
1:N:174:SER:O	1:N:175:VAL:CG2	2.68	0.40
5:R:23:ILE:C	5:R:23:ILE:CD1	2.87	0.40
3:P:184:ALA:HB3	3:P:197:VAL:N	2.36	0.40
3:P:60:GLN:O	3:P:68:VAL:N	2.51	0.40
4:D:113:CYS:HG	4:D:128:CYS:CB	2.27	0.40
4:D:131:SER:OG	4:D:143:PRO:HD2	2.21	0.40
3:C:28:ALA:CB	3:C:240:PHE:N	2.83	0.40
3:C:58:LEU:HD12	3:C:58:LEU:N	2.36	0.40
4:D:73:HIS:ND1	4:D:93:VAL:CG2	2.84	0.40
2:O:146:GLY:O	2:O:147:ALA:HB3	2.21	0.40
4:D:44:PRO:HA	4:D:45:PRO:HD3	1.77	0.40
3:P:261:PHE:CZ	4:Q:34:ALA:HB2	2.57	0.40
3:P:202:ASP:O	3:P:204:GLY:N	2.53	0.40
2:B:133:PHE:CD2	2:B:137:THR:HG21	2.56	0.40
2:B:78:GLU:O	2:B:82:TYR:HE2	2.04	0.40
2:B:86:GLN:O	2:B:87:ILE:C	2.59	0.40
6:F:21:TRP:HA	7:G:24:TYR:CD1	2.57	0.40
7:G:17:PHE:O	7:G:20:ALA:HB3	2.20	0.40
1:A:81:LEU:CD1	1:A:85:ILE:HD11	2.51	0.40
2:B:56:VAL:O	2:B:57:LEU:C	2.59	0.40
2:B:61:MET:CG	3:C:146:LYS:O	2.60	0.40
1:A:82:ILE:CD1	4:D:41:TYR:CD1	3.03	0.40
2:O:96:LEU:CD1	2:O:100:LEU:HD12	2.51	0.40
2:B:149:LEU:HD11	6:F:2:MET:CB	2.50	0.40
3:P:231:LEU:HD13	3:P:232:THR:N	2.36	0.40
1:N:66:TYR:CE1	2:O:63:GLY:HA3	2.57	0.40
4:Q:139:VAL:CG2	4:Q:144:ALA:O	2.63	0.40
3:C:188:ASP:N	3:C:193:VAL:HG22	2.20	0.40
4:Q:92:VAL:CG1	4:Q:93:VAL:N	2.84	0.40
4:Q:147:SER:O	4:Q:148:LEU:HG	2.22	0.40
3:C:83:LYS:H	3:C:83:LYS:HZ2	1.68	0.40
2:O:69:PHE:O	2:O:69:PHE:HD1	2.04	0.40

Continued on next page...

Continued from previous page...

Atom-1	Atom-2	Interatomic distance (Å)	Clash overlap (Å)
4:Q:80:LEU:H	4:Q:80:LEU:CD2	2.34	0.40
6:F:35:LYS:CD	6:F:35:LYS:H	2.35	0.40
4:Q:134:ASP:HB2	4:Q:135:GLU:H	1.60	0.40
3:P:194:LYS:HE3	3:P:212:PRO:HB3	2.03	0.40
1:A:117:THR:HG22	1:A:205:MET:SD	2.61	0.40
3:C:271:MET:HA	3:C:274:LEU:HB2	2.04	0.40
15:E:101:BCR:H362	6:F:18:PHE:CZ	2.57	0.40
5:E:12:ILE:HA	5:E:15:PHE:HE1	1.86	0.40
1:A:33:PHE:CZ	5:E:14:LEU:HD13	2.57	0.40
7:G:16:LEU:CD1	7:G:16:LEU:C	2.87	0.40
4:D:41:TYR:C	4:D:43:ILE:H	2.24	0.40
5:R:23:ILE:C	5:R:25:ALA:N	2.75	0.40
3:P:155:ARG:HG2	3:P:239:GLY:H	1.85	0.40
3:P:54:TYR:CZ	3:P:70:LEU:HD22	2.57	0.40
4:Q:38:LEU:C	4:Q:38:LEU:HD12	2.40	0.40
3:P:258:MET:SD	3:P:258:MET:C	2.99	0.40
3:C:44:THR:O	3:C:133:SER:N	2.54	0.40
3:P:83:LYS:HE3	3:P:134:PRO:HG3	2.04	0.40
3:P:34:VAL:HG13	3:P:151:LEU:HD22	2.02	0.40
2:B:29:GLU:HA	2:B:30:PRO:HD2	1.98	0.40
2:B:40:PHE:O	2:B:44:ILE:N	2.54	0.40
3:C:265:VAL:HG12	3:C:269:GLN:CG	2.51	0.40
1:A:162:GLY:O	1:A:165:ILE:CG2	2.69	0.40
2:B:61:MET:CE	12:B:309:BNT:HAM3	2.49	0.40
7:G:10:PHE:O	7:G:11:ALA:C	2.60	0.40
1:N:165:ILE:HG22	1:N:166:SER:N	2.33	0.40
1:N:200:LEU:O	1:N:204:LEU:N	2.45	0.40
1:N:32:ILE:O	1:N:34:TYR:CD2	2.75	0.40
5:R:4:GLY:HA2	5:R:7:PHE:CE2	2.57	0.40
5:R:9:ILE:CG2	5:R:10:VAL:H	2.33	0.40
3:P:2:PRO:CB	3:P:115:LEU:HD22	2.47	0.40
3:P:55:ASP:CG	3:P:57:LYS:HD2	2.41	0.40
3:C:144:PHE:HB3	3:C:145:GLY:H	1.41	0.40
3:P:93:GLU:HA	3:P:96:LYS:HD2	2.03	0.40

There are no symmetry-related clashes.

5.3 Torsion angles

5.3.1 Protein backbone

In the following table, the Percentiles column shows the percent Ramachandran outliers of the chain as a percentile score with respect to all X-ray entries followed by that with respect to entries of similar resolution.

The Analysed column shows the number of residues for which the backbone conformation was analysed, and the total number of residues.

Mol	Chain	Analysed	Favoured	Allowed	Outliers	Percentiles	
1	A	200/215 (93%)	90 (45%)	64 (32%)	46 (23%)	0	1
1	N	200/215 (93%)	92 (46%)	58 (29%)	50 (25%)	0	1
2	B	135/160 (84%)	56 (42%)	45 (33%)	34 (25%)	0	1
2	O	135/160 (84%)	52 (38%)	39 (29%)	44 (33%)	0	0
3	C	284/289 (98%)	153 (54%)	83 (29%)	48 (17%)	0	4
3	P	284/289 (98%)	153 (54%)	81 (28%)	50 (18%)	0	3
4	D	166/179 (93%)	85 (51%)	50 (30%)	31 (19%)	0	3
4	Q	166/179 (93%)	86 (52%)	49 (30%)	31 (19%)	0	3
5	E	30/32 (94%)	13 (43%)	6 (20%)	11 (37%)	0	0
5	R	30/32 (94%)	13 (43%)	6 (20%)	11 (37%)	0	0
6	F	33/35 (94%)	15 (46%)	11 (33%)	7 (21%)	0	2
6	S	33/35 (94%)	15 (46%)	12 (36%)	6 (18%)	0	3
7	G	25/37 (68%)	11 (44%)	10 (40%)	4 (16%)	0	5
7	T	25/37 (68%)	11 (44%)	10 (40%)	4 (16%)	0	5
8	H	25/29 (86%)	12 (48%)	6 (24%)	7 (28%)	0	0
8	U	25/29 (86%)	12 (48%)	6 (24%)	7 (28%)	0	0
All	All	1796/1952 (92%)	869 (48%)	536 (30%)	391 (22%)	0	1

All (391) Ramachandran outliers are listed below:

Mol	Chain	Res	Type
1	A	15	GLN
1	A	20	ASP
1	A	21	VAL
1	A	22	THR
1	A	26	VAL
1	A	28	PRO

Continued on next page...

Continued from previous page...

Mol	Chain	Res	Type
1	A	29	HIS
1	A	53	ALA
1	A	65	ALA
1	A	77	SER
1	A	115	GLU
1	A	133	VAL
1	A	176	GLY
1	A	190	VAL
1	A	206	ILE
2	B	32	TRP
2	B	33	PRO
2	B	35	ASP
2	B	44	ILE
2	B	49	ALA
2	B	56	VAL
2	B	67	ASN
2	B	76	LEU
2	B	78	GLU
2	B	90	SER
2	B	93	ASN
2	B	98	VAL
2	B	126	ARG
2	B	147	ALA
3	C	53	PRO
3	C	61	VAL
3	C	89	ARG
3	C	92	GLU
3	C	193	VAL
3	C	218	ILE
3	C	225	VAL
3	C	227	ALA
3	C	242	GLN
3	C	275	LYS
3	C	276	LYS
3	C	279	VAL
4	D	49	ALA
4	D	70	LEU
4	D	98	ALA
4	D	107	VAL
4	D	124	PHE
4	D	146	LEU
4	D	161	VAL

Continued on next page...

Continued from previous page...

Mol	Chain	Res	Type
4	D	164	PRO
4	D	166	THR
5	E	3	LEU
5	E	18	ILE
5	E	19	ALA
5	E	22	ILE
5	E	23	ILE
6	F	35	LYS
8	H	3	VAL
8	H	10	LEU
1	N	16	ALA
1	N	17	LEU
1	N	20	ASP
1	N	21	VAL
1	N	30	VAL
1	N	32	ILE
1	N	33	PHE
1	N	34	TYR
1	N	53	ALA
1	N	62	VAL
1	N	75	GLU
1	N	77	SER
1	N	133	VAL
1	N	160	VAL
1	N	163	VAL
1	N	174	SER
1	N	190	VAL
1	N	206	ILE
1	N	209	GLN
1	N	211	ILE
2	O	26	TYR
2	O	30	PRO
2	O	33	PRO
2	O	35	ASP
2	O	44	ILE
2	O	49	ALA
2	O	64	GLU
2	O	65	PRO
2	O	71	THR
2	O	75	ILE
2	O	77	PRO
2	O	79	TRP

Continued on next page...

Continued from previous page...

Mol	Chain	Res	Type
2	O	90	SER
2	O	93	ASN
2	O	98	VAL
2	O	117	VAL
2	O	118	ASN
2	O	125	ARG
2	O	127	PRO
2	O	153	LYS
3	P	53	PRO
3	P	61	VAL
3	P	89	ARG
3	P	193	VAL
3	P	218	ILE
3	P	225	VAL
3	P	227	ALA
3	P	242	GLN
3	P	275	LYS
3	P	276	LYS
3	P	279	VAL
4	Q	44	PRO
4	Q	70	LEU
4	Q	98	ALA
4	Q	107	VAL
4	Q	124	PHE
4	Q	138	ARG
4	Q	146	LEU
4	Q	161	VAL
4	Q	164	PRO
4	Q	166	THR
5	R	3	LEU
5	R	18	ILE
5	R	19	ALA
5	R	22	ILE
5	R	23	ILE
8	U	3	VAL
8	U	10	LEU
1	A	17	LEU
1	A	35	CYS
1	A	43	CYS
1	A	64	GLU
1	A	90	ALA
1	A	104	VAL

Continued on next page...

Continued from previous page...

Mol	Chain	Res	Type
1	A	145	TYR
1	A	160	VAL
1	A	168	LEU
2	B	30	PRO
2	B	39	VAL
2	B	43	VAL
2	B	62	VAL
2	B	75	ILE
2	B	105	PRO
2	B	128	VAL
2	B	135	PHE
3	C	4	TRP
3	C	26	HIS
3	C	54	TYR
3	C	62	ALA
3	C	91	PRO
3	C	97	GLU
3	C	110	GLN
3	C	122	GLU
3	C	155	ARG
3	C	169	ASN
3	C	184	ALA
3	C	216	GLU
3	C	263	CYS
4	D	20	ASN
4	D	35	LEU
4	D	45	PRO
4	D	46	SER
4	D	138	ARG
4	D	159	ASN
4	D	176	PRO
5	E	11	PHE
6	F	10	ALA
6	F	29	LYS
7	G	11	ALA
8	H	9	LEU
1	N	15	GLN
1	N	28	PRO
1	N	36	LEU
1	N	43	CYS
1	N	64	GLU
1	N	73	MET

Continued on next page...

Continued from previous page...

Mol	Chain	Res	Type
1	N	90	ALA
1	N	91	SER
1	N	104	VAL
1	N	112	LYS
1	N	145	TYR
1	N	159	PRO
1	N	168	LEU
2	O	19	ALA
2	O	23	GLY
2	O	39	VAL
2	O	43	VAL
2	O	105	PRO
2	O	121	GLN
2	O	128	VAL
2	O	135	PHE
2	O	146	GLY
2	O	151	LEU
3	P	4	TRP
3	P	26	HIS
3	P	54	TYR
3	P	66	SER
3	P	91	PRO
3	P	92	GLU
3	P	97	GLU
3	P	110	GLN
3	P	155	ARG
3	P	184	ALA
3	P	190	TYR
3	P	196	GLN
3	P	216	GLU
4	Q	20	ASN
4	Q	35	LEU
4	Q	52	GLY
4	Q	159	ASN
4	Q	176	PRO
5	R	11	PHE
5	R	25	ALA
6	S	10	ALA
6	S	29	LYS
7	T	11	ALA
7	T	27	PRO
7	T	29	GLU

Continued on next page...

Continued from previous page...

Mol	Chain	Res	Type
8	U	9	LEU
8	U	11	VAL
1	A	74	ASN
1	A	78	PHE
1	A	91	SER
1	A	166	SER
2	B	69	PHE
2	B	81	LEU
2	B	99	LEU
3	C	29	ALA
3	C	32	ALA
3	C	48	ALA
3	C	66	SER
3	C	170	ASN
3	C	190	TYR
3	C	223	GLN
3	C	269	GLN
4	D	85	LYS
4	D	145	PRO
4	D	147	SER
5	E	24	PHE
5	E	25	ALA
6	F	4	GLU
6	F	11	LEU
6	F	12	LEU
7	G	28	ASN
8	H	5	GLY
8	H	11	VAL
1	N	25	TYR
1	N	83	ARG
1	N	111	LYS
1	N	158	ILE
2	O	20	LYS
2	O	73	LEU
2	O	99	LEU
2	O	152	ASP
3	P	29	ALA
3	P	32	ALA
3	P	48	ALA
3	P	62	ALA
3	P	69	GLY
3	P	122	GLU

Continued on next page...

Continued from previous page...

Mol	Chain	Res	Type
3	P	127	ILE
3	P	169	ASN
3	P	176	ALA
3	P	192	ASN
3	P	223	GLN
3	P	263	CYS
3	P	269	GLN
4	Q	19	MET
4	Q	57	LYS
4	Q	64	VAL
4	Q	106	ALA
4	Q	145	PRO
4	Q	147	SER
5	R	24	PHE
6	S	4	GLU
6	S	12	LEU
8	U	2	ASP
8	U	5	GLY
1	A	34	TYR
1	A	42	THR
1	A	49	ALA
1	A	76	VAL
1	A	83	ARG
1	A	177	GLN
1	A	211	ILE
2	B	52	VAL
2	B	86	GLN
3	C	69	GLY
3	C	127	ILE
3	C	173	THR
3	C	176	ALA
3	C	186	GLU
3	C	192	ASN
3	C	196	GLN
4	D	19	MET
4	D	51	GLY
4	D	57	LYS
4	D	64	VAL
4	D	97	GLU
4	D	106	ALA
4	D	119	ALA
5	E	7	PHE

Continued on next page...

Continued from previous page...

Mol	Chain	Res	Type
7	G	27	PRO
8	H	2	ASP
1	N	42	THR
1	N	49	ALA
1	N	105	TYR
1	N	166	SER
1	N	173	SER
1	N	179	THR
2	O	86	GLN
2	O	149	LEU
3	P	94	LEU
3	P	173	THR
3	P	186	GLU
3	P	199	ILE
4	Q	85	LYS
5	R	7	PHE
6	S	11	LEU
1	A	19	ASP
1	A	80	TRP
1	A	178	ALA
1	A	179	THR
2	B	64	GLU
2	B	68	PRO
2	B	87	ILE
2	B	114	ILE
3	C	68	VAL
3	C	199	ILE
4	D	87	ASP
4	D	112	GLY
1	N	18	ALA
1	N	23	SER
1	N	147	ALA
2	O	32	TRP
2	O	76	LEU
2	O	114	ILE
3	P	34	VAL
4	Q	15	ARG
4	Q	45	PRO
4	Q	87	ASP
4	Q	112	GLY
4	Q	131	SER
4	Q	158	ASP

Continued on next page...

Continued from previous page...

Mol	Chain	Res	Type
6	S	19	VAL
8	U	16	SER
1	A	30	VAL
1	A	147	ALA
2	B	71	THR
3	C	18	GLY
3	C	34	VAL
3	C	144	PHE
4	D	158	ASP
4	D	173	GLY
6	F	19	VAL
8	H	16	SER
1	N	26	VAL
2	O	68	PRO
2	O	87	ILE
2	O	134	LEU
3	P	25	CYS
3	P	68	VAL
3	P	144	PHE
3	P	226	LYS
3	P	266	MET
4	Q	28	THR
4	Q	173	GLY
1	A	112	LYS
2	B	122	ASN
1	N	14	ILE
3	P	18	GLY
3	P	238	GLY
2	B	149	LEU
2	O	21	GLY
1	A	122	VAL
5	E	4	GLY
7	G	9	VAL
1	N	122	VAL
2	O	123	PRO
5	R	4	GLY
1	A	132	GLY
1	A	197	VAL
3	C	120	PRO
3	C	238	GLY
4	D	29	GLY
1	N	197	VAL

Continued on next page...

Continued from previous page...

Mol	Chain	Res	Type
4	Q	29	GLY
5	R	20	VAL
7	T	9	VAL
1	A	161	VAL
3	C	191	GLY
5	E	20	VAL
3	P	21	VAL

5.3.2 Protein sidechains ⓘ

In the following table, the Percentiles column shows the percent sidechain outliers of the chain as a percentile score with respect to all X-ray entries followed by that with respect to entries of similar resolution.

The Analysed column shows the number of residues for which the sidechain conformation was analysed, and the total number of residues.

Mol	Chain	Analysed	Rotameric	Outliers	Percentiles	
1	A	172/184 (94%)	145 (84%)	27 (16%)	3	24
1	N	172/184 (94%)	141 (82%)	31 (18%)	2	16
2	B	116/136 (85%)	99 (85%)	17 (15%)	4	27
2	O	116/136 (85%)	92 (79%)	24 (21%)	1	11
3	C	240/243 (99%)	198 (82%)	42 (18%)	2	17
3	P	240/243 (99%)	199 (83%)	41 (17%)	2	19
4	D	136/146 (93%)	110 (81%)	26 (19%)	2	13
4	Q	136/146 (93%)	110 (81%)	26 (19%)	2	13
5	E	25/25 (100%)	22 (88%)	3 (12%)	6	34
5	R	25/25 (100%)	22 (88%)	3 (12%)	6	34
6	F	27/27 (100%)	23 (85%)	4 (15%)	4	26
6	S	27/27 (100%)	22 (82%)	5 (18%)	2	15
7	G	21/28 (75%)	15 (71%)	6 (29%)	0	4
7	T	21/28 (75%)	14 (67%)	7 (33%)	0	3
8	H	22/24 (92%)	20 (91%)	2 (9%)	12	48
8	U	22/24 (92%)	20 (91%)	2 (9%)	12	48
All	All	1518/1626 (93%)	1252 (82%)	266 (18%)	2	17

All (266) residues with a non-rotameric sidechain are listed below:

Mol	Chain	Res	Type
1	A	13	GLU
1	A	24	LYS
1	A	26	VAL
1	A	29	HIS
1	A	33	PHE
1	A	35	CYS
1	A	36	LEU
1	A	52	PHE
1	A	71	TYR
1	A	83	ARG
1	A	95	LEU
1	A	99	LEU
1	A	103	ARG
1	A	112	LYS
1	A	114	ARG
1	A	116	LEU
1	A	134	THR
1	A	140	TRP
1	A	145	TYR
1	A	149	LYS
1	A	150	ILE
1	A	165	ILE
1	A	167	ASP
1	A	170	ARG
1	A	177	GLN
1	A	185	SER
1	A	193	TRP
2	B	26	TYR
2	B	27	TYR
2	B	32	TRP
2	B	33	PRO
2	B	47	THR
2	B	48	PHE
2	B	61	MET
2	B	76	LEU
2	B	86	GLN
2	B	106	LEU
2	B	115	GLU
2	B	116	ASN
2	B	120	PHE
2	B	124	PHE
2	B	125	ARG
2	B	132	ILE

Continued on next page...

Continued from previous page...

Mol	Chain	Res	Type
2	B	135	PHE
3	C	3	PHE
3	C	4	TRP
3	C	6	GLN
3	C	9	TYR
3	C	20	ILE
3	C	25	CYS
3	C	35	GLU
3	C	51	LYS
3	C	54	TYR
3	C	55	ASP
3	C	70	LEU
3	C	80	GLU
3	C	83	LYS
3	C	91	PRO
3	C	93	GLU
3	C	97	GLU
3	C	104	GLN
3	C	123	GLN
3	C	126	GLU
3	C	151	LEU
3	C	168	ASN
3	C	169	ASN
3	C	171	VAL
3	C	180	ILE
3	C	182	LYS
3	C	187	GLU
3	C	202	ASP
3	C	205	LYS
3	C	206	THR
3	C	216	GLU
3	C	221	GLU
3	C	231	LEU
3	C	233	ASN
3	C	249	LEU
3	C	253	ASN
3	C	257	TRP
3	C	258	MET
3	C	266	MET
3	C	269	GLN
3	C	271	MET
3	C	280	GLU

Continued on next page...

Continued from previous page...

Mol	Chain	Res	Type
3	C	283	GLN
4	D	12	ASP
4	D	13	MET
4	D	15	ARG
4	D	17	GLN
4	D	22	LEU
4	D	41	TYR
4	D	63	ASN
4	D	69	PHE
4	D	70	LEU
4	D	72	SER
4	D	82	GLN
4	D	84	LEU
4	D	90	TYR
4	D	99	ILE
4	D	101	ASP
4	D	102	TYR
4	D	105	ASN
4	D	118	ASN
4	D	134	ASP
4	D	152	HIS
4	D	165	TRP
4	D	166	THR
4	D	170	PHE
4	D	171	ARG
4	D	172	THR
4	D	178	TRP
5	E	2	ILE
5	E	11	PHE
5	E	22	ILE
6	F	6	MET
6	F	8	TYR
6	F	11	LEU
6	F	27	LEU
7	G	6	LEU
7	G	16	LEU
7	G	17	PHE
7	G	21	TYR
7	G	26	ARG
7	G	29	GLU
8	H	19	MET
8	H	25	ASN

Continued on next page...

Continued from previous page...

Mol	Chain	Res	Type
1	N	15	GLN
1	N	17	LEU
1	N	21	VAL
1	N	24	LYS
1	N	25	TYR
1	N	29	HIS
1	N	34	TYR
1	N	62	VAL
1	N	71	TYR
1	N	75	GLU
1	N	83	ARG
1	N	95	LEU
1	N	99	LEU
1	N	103	ARG
1	N	110	PHE
1	N	114	ARG
1	N	115	GLU
1	N	116	LEU
1	N	134	THR
1	N	141	ASP
1	N	145	TYR
1	N	149	LYS
1	N	150	ILE
1	N	161	VAL
1	N	165	ILE
1	N	167	ASP
1	N	170	ARG
1	N	185	SER
1	N	193	TRP
1	N	208	LYS
1	N	211	ILE
2	O	20	LYS
2	O	24	HIS
2	O	32	TRP
2	O	33	PRO
2	O	47	THR
2	O	48	PHE
2	O	61	MET
2	O	65	PRO
2	O	69	PHE
2	O	73	LEU
2	O	77	PRO

Continued on next page...

Continued from previous page...

Mol	Chain	Res	Type
2	O	80	TYR
2	O	86	GLN
2	O	106	LEU
2	O	115	GLU
2	O	116	ASN
2	O	120	PHE
2	O	125	ARG
2	O	127	PRO
2	O	132	ILE
2	O	135	PHE
2	O	145	ILE
2	O	152	ASP
2	O	154	THR
3	P	3	PHE
3	P	4	TRP
3	P	6	GLN
3	P	9	TYR
3	P	20	ILE
3	P	25	CYS
3	P	35	GLU
3	P	51	LYS
3	P	54	TYR
3	P	55	ASP
3	P	70	LEU
3	P	80	GLU
3	P	83	LYS
3	P	91	PRO
3	P	93	GLU
3	P	97	GLU
3	P	104	GLN
3	P	123	GLN
3	P	126	GLU
3	P	151	LEU
3	P	168	ASN
3	P	169	ASN
3	P	171	VAL
3	P	180	ILE
3	P	182	LYS
3	P	202	ASP
3	P	205	LYS
3	P	206	THR
3	P	216	GLU

Continued on next page...

Continued from previous page...

Mol	Chain	Res	Type
3	P	221	GLU
3	P	231	LEU
3	P	233	ASN
3	P	249	LEU
3	P	253	ASN
3	P	257	TRP
3	P	258	MET
3	P	266	MET
3	P	269	GLN
3	P	271	MET
3	P	280	GLU
3	P	283	GLN
4	Q	12	ASP
4	Q	13	MET
4	Q	17	GLN
4	Q	22	LEU
4	Q	41	TYR
4	Q	50	VAL
4	Q	63	ASN
4	Q	69	PHE
4	Q	70	LEU
4	Q	72	SER
4	Q	82	GLN
4	Q	84	LEU
4	Q	90	TYR
4	Q	99	ILE
4	Q	101	ASP
4	Q	102	TYR
4	Q	105	ASN
4	Q	118	ASN
4	Q	134	ASP
4	Q	152	HIS
4	Q	165	TRP
4	Q	166	THR
4	Q	170	PHE
4	Q	171	ARG
4	Q	172	THR
4	Q	178	TRP
5	R	2	ILE
5	R	11	PHE
5	R	22	ILE
6	S	6	MET

Continued on next page...

Continued from previous page...

Mol	Chain	Res	Type
6	S	8	TYR
6	S	11	LEU
6	S	27	LEU
6	S	36	GLU
7	T	6	LEU
7	T	16	LEU
7	T	17	PHE
7	T	21	TYR
7	T	26	ARG
7	T	28	ASN
7	T	30	LEU
8	U	19	MET
8	U	25	ASN

Some sidechains can be flipped to improve hydrogen bonding and reduce clashes. All (60) such sidechains are listed below:

Mol	Chain	Res	Type
1	A	15	GLN
1	A	31	ASN
1	A	47	GLN
1	A	74	ASN
1	A	142	GLN
1	A	209	GLN
2	B	25	ASN
2	B	34	ASN
2	B	86	GLN
2	B	116	ASN
2	B	122	ASN
3	C	6	GLN
3	C	7	GLN
3	C	24	ASN
3	C	104	GLN
3	C	125	GLN
3	C	154	ASN
3	C	168	ASN
3	C	169	ASN
3	C	196	GLN
3	C	233	ASN
3	C	234	ASN
3	C	242	GLN
4	D	17	GLN
4	D	63	ASN

Continued on next page...

Continued from previous page...

Mol	Chain	Res	Type
4	D	82	GLN
4	D	105	ASN
4	D	118	ASN
4	D	122	ASN
4	D	132	GLN
4	D	159	ASN
6	F	31	GLN
7	G	23	GLN
1	N	15	GLN
1	N	31	ASN
1	N	47	GLN
1	N	209	GLN
2	O	34	ASN
2	O	116	ASN
3	P	6	GLN
3	P	7	GLN
3	P	104	GLN
3	P	125	GLN
3	P	154	ASN
3	P	168	ASN
3	P	169	ASN
3	P	196	GLN
3	P	233	ASN
3	P	234	ASN
3	P	242	GLN
4	Q	17	GLN
4	Q	63	ASN
4	Q	82	GLN
4	Q	105	ASN
4	Q	118	ASN
4	Q	122	ASN
4	Q	132	GLN
4	Q	159	ASN
6	S	31	GLN
7	T	28	ASN

5.3.3 RNA ⓘ

There are no RNA molecules in this entry.

5.4 Non-standard residues in protein, DNA, RNA chains ⓘ

There are no non-standard protein/DNA/RNA residues in this entry.

5.5 Carbohydrates ⓘ

There are no carbohydrates in this entry.

5.6 Ligand geometry ⓘ

20 ligands are modelled in this entry.

In the following table, the Counts columns list the number of bonds (or angles) for which Mogul statistics could be retrieved, the number of bonds (or angles) that are observed in the model and the number of bonds (or angles) that are defined in the chemical component dictionary. The Link column lists molecule types, if any, to which the group is linked. The Z score for a bond length (or angle) is the number of standard deviations the observed value is removed from the expected value. A bond length (or angle) with $|Z| > 2$ is considered an outlier worth inspection. RMSZ is the root-mean-square of all Z scores of the bond lengths (or angles).

Mol	Type	Chain	Res	Link	Bond lengths			Bond angles		
					Counts	RMSZ	# $ Z > 2$	Counts	RMSZ	# $ Z > 2$
9	HEM	A	301	1	30,50,50	2.53	9 (30%)	24,82,82	3.37	9 (37%)
9	HEM	A	302	1	30,50,50	2.45	9 (30%)	24,82,82	4.30	11 (45%)
10	HEC	A	303	1,16	24,50,50	2.21	10 (41%)	19,82,82	2.87	9 (47%)
13	CLA	B	201	-	55,73,73	2.07	11 (20%)	61,113,113	1.85	15 (24%)
11	OPC	B	305	-	53,53,54	1.37	10 (18%)	57,61,64	1.11	3 (5%)
12	BNT	B	309	-	13,14,14	3.34	5 (38%)	12,21,21	1.50	2 (16%)
9	HEM	C	301	3	30,50,50	2.31	8 (26%)	24,82,82	3.29	7 (29%)
11	OPC	C	306	-	53,53,54	1.37	10 (18%)	57,61,64	1.22	6 (10%)
14	FES	D	201	4	0,4,4	0.00	-	0,4,4	0.00	-
15	BCR	E	101	-	41,41,41	2.54	15 (36%)	56,56,56	2.44	21 (37%)
11	OPC	N	1305	-	53,53,54	1.38	9 (16%)	57,61,64	1.19	5 (8%)
9	HEM	N	301	1	30,50,50	2.78	10 (33%)	24,82,82	3.45	10 (41%)
9	HEM	N	302	1	30,50,50	2.39	7 (23%)	24,82,82	4.70	10 (41%)
10	HEC	N	303	1,16	24,50,50	2.03	6 (25%)	19,82,82	3.29	8 (42%)
13	CLA	O	1201	-	55,73,73	1.99	11 (20%)	61,113,113	1.86	15 (24%)
11	OPC	O	1306	-	53,53,54	1.38	10 (18%)	57,61,64	1.14	5 (8%)
12	BNT	O	1309	-	13,14,14	3.52	5 (38%)	12,21,21	1.47	2 (16%)
9	HEM	P	301	3	30,50,50	2.17	7 (23%)	24,82,82	3.31	7 (29%)

Mol	Type	Chain	Res	Link	Bond lengths			Bond angles		
					Counts	RMSZ	# Z > 2	Counts	RMSZ	# Z > 2
14	FES	Q	201	4	0,4,4	0.00	-	0,4,4	0.00	-
15	BCR	R	1101	-	41,41,41	2.60	16 (39%)	56,56,56	2.43	22 (39%)

In the following table, the Chirals column lists the number of chiral outliers, the number of chiral centers analysed, the number of these observed in the model and the number defined in the chemical component dictionary. Similar counts are reported in the Torsion and Rings columns. '-' means no outliers of that kind were identified.

Mol	Type	Chain	Res	Link	Chirals	Torsions	Rings
9	HEM	A	301	1	-	0/10/54/54	0/0/8/8
9	HEM	A	302	1	-	0/10/54/54	0/0/8/8
10	HEC	A	303	1,16	-	0/6/54/54	0/0/8/8
13	CLA	B	201	-	6/6/20/25	0/37/135/135	0/0/9/9
11	OPC	B	305	-	-	2/57/57/60	0/0/0/0
12	BNT	B	309	-	-	0/4/28/28	0/1/1/1
9	HEM	C	301	3	-	0/10/54/54	0/0/8/8
11	OPC	C	306	-	-	2/57/57/60	0/0/0/0
14	FES	D	201	4	-	0/0/4/4	0/1/1/1
15	BCR	E	101	-	-	0/29/63/63	0/2/2/2
11	OPC	N	1305	-	-	2/57/57/60	0/0/0/0
9	HEM	N	301	1	-	0/10/54/54	0/0/8/8
9	HEM	N	302	1	-	0/10/54/54	0/0/8/8
10	HEC	N	303	1,16	-	0/6/54/54	0/0/8/8
13	CLA	O	1201	-	6/6/20/25	0/37/135/135	0/0/9/9
11	OPC	O	1306	-	-	2/57/57/60	0/0/0/0
12	BNT	O	1309	-	-	0/4/28/28	0/1/1/1
9	HEM	P	301	3	-	0/10/54/54	0/0/8/8
14	FES	Q	201	4	-	0/0/4/4	0/1/1/1
15	BCR	R	1101	-	-	0/29/63/63	0/2/2/2

All (168) bond length outliers are listed below:

Mol	Chain	Res	Type	Atoms	Z	Observed(Å)	Ideal(Å)
9	N	301	HEM	C3B-C4B	-10.22	1.42	1.51
12	O	1309	BNT	CAD-CAE	-10.15	1.39	1.52
12	B	309	BNT	CAD-CAE	-9.36	1.40	1.52
9	A	302	HEM	C3B-C4B	-8.47	1.44	1.51
9	N	302	HEM	C3B-C4B	-8.20	1.44	1.51
9	A	301	HEM	C3B-C4B	-8.12	1.44	1.51
9	P	301	HEM	C3B-C4B	-6.82	1.45	1.51
13	O	1201	CLA	C3A-C2A	-6.48	1.35	1.54

Continued on next page...

Continued from previous page...

Mol	Chain	Res	Type	Atoms	Z	Observed(Å)	Ideal(Å)
9	C	301	HEM	C3B-C4B	-6.41	1.46	1.51
10	A	303	HEC	C3B-C2B	-6.27	1.34	1.40
9	N	301	HEM	C2D-C3D	-6.24	1.35	1.54
13	B	201	CLA	C3A-C2A	-6.08	1.36	1.54
9	A	301	HEM	C2D-C3D	-5.97	1.36	1.54
10	N	303	HEC	C3B-C2B	-5.87	1.34	1.40
9	N	302	HEM	C2D-C3D	-5.86	1.36	1.54
9	A	302	HEM	C2D-C3D	-5.64	1.37	1.54
12	O	1309	BNT	CAM-CAL	-5.45	1.39	1.50
12	B	309	BNT	CAM-CAL	-5.41	1.39	1.50
9	C	301	HEM	C2D-C3D	-5.37	1.38	1.54
9	P	301	HEM	C2D-C3D	-5.22	1.38	1.54
9	A	301	HEM	CAD-C3D	-4.49	1.45	1.54
9	N	301	HEM	CAD-C3D	-4.23	1.45	1.54
10	N	303	HEC	C3C-C2C	-4.10	1.36	1.40
11	O	1306	OPC	CAL-CAM	-3.95	1.39	1.50
11	B	305	OPC	CAL-CAM	-3.95	1.39	1.50
11	C	306	OPC	CAL-CAM	-3.87	1.39	1.50
11	N	1305	OPC	CAL-CAM	-3.85	1.39	1.50
9	A	302	HEM	CAD-C3D	-3.83	1.46	1.54
9	N	301	HEM	C3D-C4D	-3.77	1.46	1.51
9	A	301	HEM	C3D-C4D	-3.61	1.46	1.51
10	A	303	HEC	C3C-C2C	-3.57	1.37	1.40
13	O	1201	CLA	C3B-C2B	-3.38	1.35	1.40
11	N	1305	OPC	CAQ-CAP	-3.37	1.39	1.52
11	O	1306	OPC	CAY-CAX	-3.37	1.39	1.52
11	N	1305	OPC	CAY-CAX	-3.37	1.39	1.52
11	B	305	OPC	CAY-CAX	-3.37	1.39	1.52
11	C	306	OPC	CAY-CAX	-3.35	1.39	1.52
11	B	305	OPC	CAQ-CAP	-3.30	1.39	1.52
11	C	306	OPC	CAQ-CAP	-3.29	1.39	1.52
11	O	1306	OPC	CAQ-CAP	-3.28	1.39	1.52
13	B	201	CLA	CBC-CAC	-3.25	1.35	1.51
9	C	301	HEM	C3D-C4D	-3.23	1.47	1.51
13	O	1201	CLA	CBC-CAC	-3.18	1.36	1.51
9	N	302	HEM	CAD-C3D	-3.12	1.47	1.54
9	P	301	HEM	C3D-C4D	-3.06	1.47	1.51
9	N	302	HEM	CAA-C2A	-3.00	1.46	1.52
9	A	302	HEM	C2D-C1D	-2.84	1.42	1.51
9	A	301	HEM	C2B-C1B	-2.71	1.43	1.51
9	A	302	HEM	CAA-C2A	-2.69	1.47	1.52
9	C	301	HEM	CAD-C3D	-2.59	1.48	1.54

Continued on next page...

Continued from previous page...

Mol	Chain	Res	Type	Atoms	Z	Observed(Å)	Ideal(Å)
9	N	301	HEM	C2B-C1B	-2.58	1.43	1.51
9	N	302	HEM	C2B-C1B	-2.51	1.43	1.51
9	A	302	HEM	C2B-C1B	-2.48	1.43	1.51
11	N	1305	OPC	CBT-CBS	-2.46	1.39	1.50
11	C	306	OPC	CBT-CBS	-2.45	1.39	1.50
9	N	301	HEM	C1A-CHA	-2.45	1.33	1.39
11	N	1305	OPC	CBQ-CBR	-2.43	1.39	1.50
11	B	305	OPC	CBQ-CBR	-2.43	1.39	1.50
11	C	306	OPC	CBQ-CBR	-2.43	1.39	1.50
11	O	1306	OPC	CBQ-CBR	-2.41	1.39	1.50
11	O	1306	OPC	CBT-CBS	-2.40	1.39	1.50
11	B	305	OPC	CBT-CBS	-2.38	1.39	1.50
12	B	309	BNT	CAE-CAF	-2.36	1.39	1.47
9	N	302	HEM	C2D-C1D	-2.34	1.44	1.51
9	A	302	HEM	C3D-C4D	-2.24	1.48	1.51
13	O	1201	CLA	C3D-C2D	-2.23	1.34	1.40
9	N	301	HEM	C3B-CAB	-2.21	1.47	1.51
12	O	1309	BNT	CAE-CAF	-2.16	1.40	1.47
9	A	301	HEM	C1A-CHA	-2.12	1.34	1.39
11	N	1305	OPC	CAQ-CAR	-2.11	1.39	1.51
11	B	305	OPC	CBP-CBO	-2.09	1.39	1.51
11	B	305	OPC	CBO-CBN	-2.09	1.39	1.51
11	O	1306	OPC	CBP-CBO	-2.08	1.39	1.51
11	C	306	OPC	CBO-CBN	-2.08	1.39	1.51
11	O	1306	OPC	CBO-CBN	-2.07	1.39	1.51
11	N	1305	OPC	CBO-CBN	-2.06	1.39	1.51
10	A	303	HEC	CAD-C3D	-2.06	1.48	1.52
11	C	306	OPC	CBP-CBO	-2.06	1.39	1.51
11	O	1306	OPC	CAQ-CAR	-2.06	1.39	1.51
11	N	1305	OPC	CBP-CBO	-2.06	1.39	1.51
11	B	305	OPC	CAQ-CAR	-2.05	1.39	1.51
11	C	306	OPC	CAQ-CAR	-2.05	1.39	1.51
11	O	1306	OPC	OAK-CAL	-2.04	1.36	1.44
9	P	301	HEM	CAD-C3D	-2.01	1.50	1.54
9	A	301	HEM	C2D-C1D	-2.01	1.45	1.51
11	C	306	OPC	OAK-CAL	-2.01	1.36	1.44
11	B	305	OPC	OAK-CAL	-2.00	1.36	1.44
9	N	302	HEM	C3C-CAC	2.01	1.55	1.51
9	A	301	HEM	CMA-C3A	2.02	1.55	1.51
10	A	303	HEC	CBB-CAB	2.04	1.57	1.49
13	B	201	CLA	C5-C3	2.11	1.56	1.51
9	A	302	HEM	CMA-C3A	2.14	1.56	1.51

Continued on next page...

Continued from previous page...

Mol	Chain	Res	Type	Atoms	Z	Observed(Å)	Ideal(Å)
15	E	101	BCR	C7-C6	2.15	1.53	1.45
15	E	101	BCR	C8-C7	2.16	1.39	1.33
9	P	301	HEM	C3C-CAC	2.18	1.55	1.51
10	N	303	HEC	CAA-C2A	2.20	1.56	1.52
10	N	303	HEC	CBB-CAB	2.20	1.58	1.49
9	N	301	HEM	C1C-NC	2.22	1.38	1.36
15	R	1101	BCR	C7-C6	2.26	1.54	1.45
9	P	301	HEM	FE-NC	2.26	2.04	1.95
15	R	1101	BCR	C33-C5	2.28	1.54	1.51
10	A	303	HEC	C4C-NC	2.29	1.39	1.36
15	R	1101	BCR	C8-C7	2.30	1.39	1.33
12	O	1309	BNT	CAK-CAJ	2.33	1.53	1.45
13	O	1201	CLA	C4-C3	2.33	1.56	1.50
9	N	301	HEM	CMA-C3A	2.33	1.56	1.51
15	E	101	BCR	C21-C22	2.34	1.38	1.35
10	A	303	HEC	C1A-NA	2.37	1.39	1.36
12	B	309	BNT	CAK-CAJ	2.47	1.54	1.45
9	N	301	HEM	FE-NC	2.49	2.05	1.95
9	A	301	HEM	FE-NC	2.50	2.05	1.95
9	P	301	HEM	CAA-C2A	2.51	1.56	1.52
15	E	101	BCR	C24-C23	2.52	1.40	1.33
13	B	201	CLA	CBA-CGA	2.54	1.58	1.50
13	O	1201	CLA	O1D-CGD	2.56	1.27	1.21
13	B	201	CLA	CAC-C3C	2.56	1.58	1.51
10	A	303	HEC	C4A-NA	2.57	1.40	1.36
15	R	1101	BCR	C8-C9	2.57	1.51	1.45
15	R	1101	BCR	C24-C23	2.61	1.40	1.33
15	R	1101	BCR	C17-C18	2.63	1.39	1.35
10	A	303	HEC	CAA-C2A	2.63	1.57	1.52
15	E	101	BCR	C8-C9	2.68	1.51	1.45
10	N	303	HEC	CMD-C2D	2.72	1.57	1.51
9	A	302	HEM	FE-NC	2.73	2.06	1.95
15	R	1101	BCR	C14-C13	2.73	1.39	1.35
10	A	303	HEC	C3B-C4B	2.75	1.49	1.42
15	R	1101	BCR	C21-C22	2.76	1.39	1.35
13	O	1201	CLA	O2A-CGA	2.79	1.41	1.33
9	C	301	HEM	C1C-NC	2.83	1.39	1.36
10	N	303	HEC	C3B-C4B	2.94	1.49	1.42
12	B	309	BNT	CAE-CAJ	3.19	1.39	1.35
9	C	301	HEM	C3C-CAC	3.21	1.57	1.51
15	R	1101	BCR	C38-C26	3.24	1.56	1.51
13	B	201	CLA	O1D-CGD	3.31	1.29	1.21

Continued on next page...

Continued from previous page...

Mol	Chain	Res	Type	Atoms	Z	Observed(Å)	Ideal(Å)
12	O	1309	BNT	CAE-CAJ	3.32	1.39	1.35
9	C	301	HEM	C4C-NC	3.36	1.40	1.36
15	E	101	BCR	C14-C13	3.37	1.40	1.35
10	A	303	HEC	CMD-C2D	3.37	1.58	1.51
15	E	101	BCR	C17-C18	3.41	1.40	1.35
13	O	1201	CLA	C2-C3	3.49	1.39	1.33
15	E	101	BCR	C2-C1	3.53	1.62	1.54
15	E	101	BCR	C38-C26	3.55	1.56	1.51
9	C	301	HEM	FE-NC	3.64	2.10	1.95
13	B	201	CLA	O2A-CGA	3.67	1.44	1.33
11	B	305	OPC	CAV-CAW	3.77	1.53	1.31
11	O	1306	OPC	CAV-CAW	3.78	1.53	1.31
15	R	1101	BCR	C29-C30	3.78	1.63	1.54
11	C	306	OPC	CAV-CAW	3.79	1.53	1.31
15	E	101	BCR	C5-C6	3.80	1.40	1.34
11	N	1305	OPC	CAV-CAW	3.81	1.53	1.31
15	E	101	BCR	C29-C30	3.82	1.63	1.54
15	R	1101	BCR	C2-C1	4.03	1.63	1.54
15	R	1101	BCR	C10-C9	4.06	1.41	1.35
13	B	201	CLA	C2-C3	4.08	1.41	1.33
15	E	101	BCR	C10-C9	4.24	1.41	1.35
15	R	1101	BCR	C5-C6	4.28	1.41	1.34
13	O	1201	CLA	C4C-C3C	4.78	1.53	1.45
13	B	201	CLA	O2D-CGD	4.91	1.45	1.33
13	O	1201	CLA	O2D-CGD	4.91	1.45	1.33
15	E	101	BCR	C1-C6	5.64	1.61	1.53
13	O	1201	CLA	C1C-C2C	5.70	1.56	1.44
13	B	201	CLA	C4C-C3C	5.81	1.55	1.45
15	R	1101	BCR	C1-C6	5.88	1.62	1.53
13	B	201	CLA	C1C-C2C	6.11	1.56	1.44
15	E	101	BCR	C30-C25	6.19	1.62	1.53
15	R	1101	BCR	C26-C25	6.36	1.44	1.34
15	E	101	BCR	C26-C25	6.78	1.45	1.34
15	R	1101	BCR	C30-C25	7.43	1.64	1.53

All (167) bond angle outliers are listed below:

Mol	Chain	Res	Type	Atoms	Z	Observed(°)	Ideal(°)
9	N	302	HEM	CBA-CAA-C2A	-13.17	88.92	112.53
9	A	302	HEM	CBA-CAA-C2A	-12.39	90.33	112.53
10	N	303	HEC	CBC-CAC-C3C	-7.49	110.72	127.35
9	A	301	HEM	CMA-C3A-C4A	-7.31	116.28	128.36

Continued on next page...

Continued from previous page...

Mol	Chain	Res	Type	Atoms	Z	Observed(°)	Ideal(°)
9	N	302	HEM	CAA-C2A-C1A	-7.21	119.18	127.01
9	A	302	HEM	CMA-C3A-C4A	-7.02	116.75	128.36
9	P	301	HEM	CMA-C3A-C4A	-6.98	116.82	128.36
9	N	302	HEM	CMA-C3A-C4A	-6.97	116.83	128.36
9	C	301	HEM	CMA-C3A-C4A	-6.89	116.96	128.36
9	N	301	HEM	CMA-C3A-C4A	-6.86	117.02	128.36
10	A	303	HEC	CBB-CAB-C3B	-6.58	112.74	127.35
9	C	301	HEM	CAA-C2A-C1A	-6.46	120.00	127.01
9	P	301	HEM	CAA-C2A-C1A	-6.12	120.36	127.01
9	A	301	HEM	CAA-C2A-C1A	-5.64	120.89	127.01
9	N	301	HEM	CAA-C2A-C1A	-5.18	121.39	127.01
10	N	303	HEC	CBB-CAB-C3B	-5.00	116.24	127.35
10	A	303	HEC	CMD-C2D-C1D	-4.71	120.57	128.36
15	E	101	BCR	C30-C25-C26	-4.61	115.89	122.66
9	A	302	HEM	CAA-C2A-C1A	-4.39	122.24	127.01
15	E	101	BCR	C38-C26-C27	-4.38	105.12	113.43
15	R	1101	BCR	C30-C25-C26	-4.37	116.25	122.66
10	A	303	HEC	CBC-CAC-C3C	-4.36	117.67	127.35
15	R	1101	BCR	C38-C26-C27	-4.30	105.28	113.43
15	E	101	BCR	C33-C5-C4	-3.61	106.59	113.43
15	R	1101	BCR	C33-C5-C4	-3.52	106.75	113.43
15	E	101	BCR	C1-C6-C5	-3.48	117.55	122.66
10	N	303	HEC	CMC-C2C-C1C	-3.42	122.70	128.36
15	R	1101	BCR	C1-C6-C5	-3.34	117.75	122.66
10	N	303	HEC	CMB-C2B-C1B	-3.17	123.11	128.36
10	N	303	HEC	CBA-CAA-C2A	-3.15	106.89	112.53
9	N	301	HEM	CBA-CAA-C2A	-2.89	107.36	112.53
13	O	1201	CLA	CMB-C2B-C1B	-2.80	123.73	128.36
13	O	1201	CLA	C3D-CAD-CBD	-2.73	103.74	107.60
10	A	303	HEC	CMC-C2C-C1C	-2.66	123.96	128.36
10	A	303	HEC	CMB-C2B-C1B	-2.65	123.99	128.36
10	A	303	HEC	CAD-C3D-C4D	-2.61	124.18	127.01
13	B	201	CLA	CMB-C2B-C1B	-2.60	124.06	128.36
13	B	201	CLA	O1D-CGD-CBD	-2.54	120.97	124.62
15	R	1101	BCR	C36-C18-C17	-2.43	119.32	122.90
11	O	1306	OPC	OAN-CAO-OAD	-2.42	117.19	123.67
10	N	303	HEC	CMD-C2D-C1D	-2.39	124.42	128.36
13	O	1201	CLA	CBA-CAA-C2A	-2.37	107.06	113.73
13	B	201	CLA	OBD-CAD-CBD	-2.35	122.39	125.94
15	E	101	BCR	C34-C9-C10	-2.33	119.45	122.90
10	A	303	HEC	CAA-C2A-C1A	-2.32	124.48	127.01
11	N	1305	OPC	OAN-CAO-OAD	-2.31	117.48	123.67

Continued on next page...

Continued from previous page...

Mol	Chain	Res	Type	Atoms	Z	Observed(°)	Ideal(°)
11	C	306	OPC	OAN-CAO-OAD	-2.28	117.54	123.67
15	R	1101	BCR	C40-C30-C29	-2.27	100.66	108.79
15	E	101	BCR	C40-C30-C29	-2.22	100.85	108.79
15	E	101	BCR	C36-C18-C17	-2.18	119.68	122.90
11	B	305	OPC	OAN-CAO-OAD	-2.15	117.89	123.67
11	O	1306	OPC	CAX-CAW-CAV	-2.14	110.44	125.34
15	R	1101	BCR	C34-C9-C10	-2.13	119.76	122.90
13	B	201	CLA	C3D-CAD-CBD	-2.11	104.61	107.60
11	C	306	OPC	CAX-CAW-CAV	-2.09	110.78	125.34
13	O	1201	CLA	O1D-CGD-CBD	-2.06	121.66	124.62
12	B	309	BNT	OAB-CAF-CAG	-2.05	118.60	122.73
11	C	306	OPC	CBO-CBP-CBQ	2.03	121.80	113.86
9	N	301	HEM	C2D-C3D-C4D	2.03	104.95	101.50
9	A	301	HEM	C2D-C3D-C4D	2.07	105.02	101.50
9	A	302	HEM	C3B-CAB-CBB	2.08	127.65	124.46
13	O	1201	CLA	C1D-CHD-C4C	2.09	125.76	122.60
15	R	1101	BCR	C3-C4-C5	2.09	117.19	113.87
15	E	101	BCR	C30-C25-C24	2.12	121.76	115.82
15	R	1101	BCR	C30-C25-C24	2.16	121.86	115.82
13	B	201	CLA	O2A-CGA-CBA	2.19	118.56	111.90
11	C	306	OPC	OBJ-CBK-CBL	2.19	118.58	111.90
15	R	1101	BCR	C15-C16-C17	2.20	128.26	123.39
11	O	1306	OPC	CAM-OAN-CAO	2.24	123.27	117.89
11	N	1305	OPC	CBO-CBP-CBQ	2.27	122.72	113.86
11	N	1305	OPC	OBJ-CBI-CAM	2.27	114.81	108.69
13	B	201	CLA	OBD-CAD-C3D	2.27	133.00	128.35
13	O	1201	CLA	C4A-NA-C1A	2.31	109.34	106.36
15	E	101	BCR	C15-C16-C17	2.34	128.58	123.39
11	B	305	OPC	OBJ-CBK-CBL	2.35	119.05	111.90
11	O	1306	OPC	OBJ-CBK-CBL	2.37	119.13	111.90
13	O	1201	CLA	O2D-CGD-CBD	2.38	114.56	111.30
13	B	201	CLA	C3A-C2A-C1A	2.39	105.56	101.50
15	E	101	BCR	C32-C1-C6	2.41	114.09	110.30
11	N	1305	OPC	OBJ-CBK-CBL	2.41	119.25	111.90
12	O	1309	BNT	BRAI-CAJ-CAK	2.42	120.55	116.13
15	R	1101	BCR	C32-C1-C6	2.42	114.10	110.30
9	A	302	HEM	CAD-C3D-C4D	2.42	121.01	112.47
9	N	302	HEM	CAD-C3D-C4D	2.44	121.06	112.47
15	R	1101	BCR	C8-C7-C6	2.48	134.76	127.32
13	B	201	CLA	CAA-C2A-C1A	2.51	121.33	112.47
13	O	1201	CLA	O2A-CGA-CBA	2.52	119.56	111.90
13	O	1201	CLA	CAA-C2A-C1A	2.56	121.49	112.47

Continued on next page...

Continued from previous page...

Mol	Chain	Res	Type	Atoms	Z	Observed(°)	Ideal(°)
9	A	301	HEM	CAA-CBA-CGA	2.60	117.51	112.75
15	E	101	BCR	C8-C7-C6	2.60	135.14	127.32
12	O	1309	BNT	CAC-CAD-CAE	2.66	119.19	113.09
10	A	303	HEC	CMD-C2D-C3D	2.66	130.79	125.24
15	R	1101	BCR	C1-C6-C7	2.69	123.36	115.82
13	O	1201	CLA	C3A-C2A-C1A	2.73	106.13	101.50
9	N	301	HEM	CMD-C2D-C3D	2.75	126.50	114.35
15	E	101	BCR	C23-C24-C25	2.75	135.58	127.32
9	C	301	HEM	CMD-C2D-C3D	2.76	126.55	114.35
9	P	301	HEM	CMD-C2D-C3D	2.77	126.59	114.35
13	B	201	CLA	O2D-CGD-CBD	2.78	115.11	111.30
15	E	101	BCR	C1-C6-C7	2.80	123.66	115.82
12	B	309	BNT	CAC-CAD-CAE	2.82	119.57	113.09
15	R	1101	BCR	C23-C24-C25	2.83	135.81	127.32
13	B	201	CLA	C4A-NA-C1A	2.85	110.04	106.36
9	A	301	HEM	CMD-C2D-C3D	2.88	127.08	114.35
9	N	302	HEM	CMD-C2D-C3D	2.94	127.36	114.35
13	B	201	CLA	CED-O2D-CGD	2.98	122.99	115.99
9	A	302	HEM	CMD-C2D-C3D	3.05	127.84	114.35
11	C	306	OPC	CAM-OAN-CAO	3.05	125.21	117.89
13	O	1201	CLA	CED-O2D-CGD	3.09	123.25	115.99
13	B	201	CLA	C2A-C1A-CHA	3.23	129.84	123.89
15	E	101	BCR	C24-C23-C22	3.25	131.17	126.22
15	E	101	BCR	C7-C8-C9	3.45	131.47	126.22
15	R	1101	BCR	C2-C1-C6	3.52	115.94	110.36
13	O	1201	CLA	C2A-C1A-CHA	3.53	130.39	123.89
15	R	1101	BCR	C24-C23-C22	3.59	131.69	126.22
15	R	1101	BCR	C29-C30-C25	3.70	116.23	110.36
15	R	1101	BCR	C7-C8-C9	3.72	131.88	126.22
15	E	101	BCR	C2-C1-C6	3.72	116.26	110.36
15	E	101	BCR	C21-C20-C19	3.74	134.53	123.13
10	N	303	HEC	CAD-CBD-CGD	3.74	119.60	112.75
15	E	101	BCR	C11-C10-C9	3.79	132.68	127.20
15	R	1101	BCR	C21-C20-C19	3.81	134.75	123.13
15	R	1101	BCR	C11-C10-C9	3.82	132.72	127.20
15	E	101	BCR	C29-C30-C25	3.95	116.61	110.36
13	B	201	CLA	CMA-C3A-C2A	4.42	133.88	114.35
9	N	301	HEM	CMA-C3A-C2A	4.51	134.66	125.24
13	O	1201	CLA	CBC-CAC-C3C	4.53	126.24	112.39
9	P	301	HEM	CMA-C3A-C2A	4.54	134.72	125.24
9	C	301	HEM	CMA-C3A-C2A	4.58	134.81	125.24
13	O	1201	CLA	CMA-C3A-C2A	4.67	135.01	114.35

Continued on next page...

Continued from previous page...

Mol	Chain	Res	Type	Atoms	Z	Observed(°)	Ideal(°)
13	B	201	CLA	CBC-CAC-C3C	4.78	127.00	112.39
9	A	302	HEM	CMA-C3A-C2A	4.83	135.34	125.24
9	A	301	HEM	CMA-C3A-C2A	4.88	135.44	125.24
9	N	302	HEM	CMA-C3A-C2A	4.89	135.47	125.24
9	N	301	HEM	CAA-CBA-CGA	4.89	121.72	112.75
9	P	301	HEM	CMB-C2B-C3B	4.90	128.77	116.53
9	C	301	HEM	CMB-C2B-C3B	4.92	128.81	116.53
9	N	302	HEM	CMC-C2C-C3C	4.99	128.99	116.53
9	N	302	HEM	CMB-C2B-C3B	5.01	129.03	116.53
9	A	301	HEM	CMC-C2C-C3C	5.03	129.09	116.53
9	A	302	HEM	CMB-C2B-C3B	5.18	129.45	116.53
9	A	302	HEM	CMC-C2C-C3C	5.19	129.48	116.53
11	B	305	OPC	OAN-CAO-CAP	5.19	122.81	111.53
9	A	301	HEM	CMB-C2B-C3B	5.19	129.49	116.53
9	N	301	HEM	CMB-C2B-C3B	5.25	129.63	116.53
9	C	301	HEM	CMC-C2C-C3C	5.30	129.77	116.53
15	R	1101	BCR	C33-C5-C6	5.30	129.81	124.61
9	N	301	HEM	CMC-C2C-C3C	5.32	129.82	116.53
9	P	301	HEM	CMC-C2C-C3C	5.35	129.88	116.53
10	A	303	HEC	CAA-CBA-CGA	5.38	122.60	112.75
15	E	101	BCR	C33-C5-C6	5.46	129.97	124.61
11	N	1305	OPC	OAN-CAO-CAP	5.62	123.75	111.53
11	O	1306	OPC	OAN-CAO-CAP	5.63	123.76	111.53
11	C	306	OPC	OAN-CAO-CAP	5.88	124.31	111.53
13	O	1201	CLA	CAA-C2A-C3A	6.14	130.87	113.22
13	B	201	CLA	CAA-C2A-C3A	6.73	132.57	113.22
9	A	302	HEM	CAD-C3D-C2D	7.44	134.60	113.22
9	N	302	HEM	CAD-C3D-C2D	7.56	134.96	113.22
9	A	302	HEM	CAA-CBA-CGA	7.71	126.88	112.75
15	E	101	BCR	C38-C26-C25	7.83	132.29	124.61
10	N	303	HEC	CAA-CBA-CGA	7.86	127.15	112.75
15	R	1101	BCR	C38-C26-C25	7.90	132.36	124.61
9	C	301	HEM	CAD-C3D-C2D	8.28	137.01	113.22
9	P	301	HEM	CAD-C3D-C2D	8.34	137.20	113.22
9	A	301	HEM	CAD-C3D-C2D	8.47	137.56	113.22
9	N	301	HEM	CAD-C3D-C2D	8.77	138.43	113.22
9	N	302	HEM	CAA-CBA-CGA	9.69	130.51	112.75

All (12) chirality outliers are listed below:

Mol	Chain	Res	Type	Atom
13	O	1201	CLA	C8

Continued on next page...

Continued from previous page...

Mol	Chain	Res	Type	Atom
13	O	1201	CLA	C2A
13	O	1201	CLA	NA
13	O	1201	CLA	NC
13	O	1201	CLA	C3A
13	O	1201	CLA	ND
13	B	201	CLA	C8
13	B	201	CLA	C2A
13	B	201	CLA	NA
13	B	201	CLA	NC
13	B	201	CLA	C3A
13	B	201	CLA	ND

All (8) torsion outliers are listed below:

Mol	Chain	Res	Type	Atoms
11	N	1305	OPC	CAM-OAN-CAO-OAD
11	O	1306	OPC	CAM-OAN-CAO-OAD
11	C	306	OPC	CAM-OAN-CAO-OAD
11	B	305	OPC	CAM-OAN-CAO-OAD
11	N	1305	OPC	CAM-OAN-CAO-CAP
11	C	306	OPC	CAM-OAN-CAO-CAP
11	O	1306	OPC	CAM-OAN-CAO-CAP
11	B	305	OPC	CAM-OAN-CAO-CAP

There are no ring outliers.

20 monomers are involved in 171 short contacts:

Mol	Chain	Res	Type	Clashes	Symm-Clashes
9	A	301	HEM	4	0
9	A	302	HEM	8	0
10	A	303	HEC	4	0
13	B	201	CLA	6	0
11	B	305	OPC	34	0
12	B	309	BNT	9	0
9	C	301	HEM	4	0
11	C	306	OPC	20	0
14	D	201	FES	3	0
15	E	101	BCR	11	0
11	N	1305	OPC	14	0
9	N	301	HEM	8	0
9	N	302	HEM	3	0
10	N	303	HEC	10	0

Continued on next page...

Continued from previous page...

Mol	Chain	Res	Type	Clashes	Symm-Clashes
13	O	1201	CLA	8	0
11	O	1306	OPC	17	0
12	O	1309	BNT	7	0
9	P	301	HEM	5	0
14	Q	201	FES	2	0
15	R	1101	BCR	8	0

5.7 Other polymers [i](#)

There are no such residues in this entry.



































5.8 Polymer linkage issues [i](#)

There are no chain breaks in this entry.

6 Fit of model and data

6.1 Protein, DNA and RNA chains

In the following table, the column labelled ‘#RSRZ> 2’ contains the number (and percentage) of RSRZ outliers, followed by percent RSRZ outliers for the chain as percentile scores relative to all X-ray entries and entries of similar resolution. The OWAB column contains the minimum, median, 95th percentile and maximum values of the occupancy-weighted average B-factor per residue. The column labelled ‘Q< 0.9’ lists the number of (and percentage) of residues with an average occupancy less than 0.9.

Mol	Chain	Analysed	<RSRZ>	#RSRZ>2	OWAB(Å ²)	Q<0.9
1	A	202/215 (93%)	-0.38	0  	12, 58, 120, 164	0
1	N	202/215 (93%)	-0.43	0  	11, 53, 104, 158	0
2	B	137/160 (85%)	-0.51	0  	16, 67, 137, 177	0
2	O	137/160 (85%)	-0.40	1 (0%)  	13, 63, 130, 183	0
3	C	286/289 (98%)	-0.23	10 (3%)  	9, 85, 150, 200	1 (0%)
3	P	286/289 (98%)	-0.15	6 (2%)  	1, 85, 160, 200	1 (0%)
4	D	168/179 (93%)	-0.17	7 (4%)  	18, 93, 169, 200	0
4	Q	168/179 (93%)	-0.34	2 (1%)  	26, 94, 158, 195	0
5	E	32/32 (100%)	-0.06	2 (6%)  	20, 67, 163, 195	0
5	R	32/32 (100%)	-0.52	0  	21, 59, 111, 162	0
6	F	35/35 (100%)	-0.40	0  	8, 69, 133, 144	0
6	S	35/35 (100%)	-0.45	0  	16, 71, 113, 153	0
7	G	27/37 (72%)	-0.30	0  	34, 66, 133, 147	0
7	T	27/37 (72%)	-0.30	1 (3%)  	30, 76, 136, 178	0
8	H	27/29 (93%)	-0.55	0  	25, 68, 119, 156	0
8	U	27/29 (93%)	-0.43	0  	29, 69, 128, 180	0
All	All	1828/1952 (93%)	-0.31	29 (1%)  	1, 73, 149, 200	2 (0%)

All (29) RSRZ outliers are listed below:

Mol	Chain	Res	Type	RSRZ
4	D	156	GLN	5.5
4	D	152	HIS	4.8
3	P	221	GLU	4.5
4	D	103	GLY	4.4
4	D	61	GLY	4.4

Continued on next page...

Continued from previous page...

Mol	Chain	Res	Type	RSRZ
3	C	153	ALA	4.3
4	D	96	LYS	4.2
3	P	16	PRO	4.0
3	C	215	PRO	3.9
3	C	221	GLU	3.5
4	D	102	TYR	3.4
3	P	15	GLU	3.4
2	O	66	ALA	3.4
3	P	220	SER	3.4
3	C	152	GLY	3.3
5	E	21	GLY	3.2
5	E	32	ILE	3.2
3	P	32	ALA	2.9
3	C	222	GLY	2.8
3	C	278	GLN	2.5
3	P	222	GLY	2.5
3	C	115	LEU	2.4
3	C	73	GLY	2.4
4	Q	151	CYS	2.4
3	C	151	LEU	2.4
7	T	27	PRO	2.3
3	C	30	LYS	2.3
4	Q	123	LYS	2.1
4	D	101	ASP	2.1

6.2 Non-standard residues in protein, DNA, RNA chains [i](#)

There are no non-standard protein/DNA/RNA residues in this entry.

6.3 Carbohydrates [i](#)

There are no carbohydrates in this entry.

6.4 Ligands [i](#)

In the following table, the Atoms column lists the number of modelled atoms in the group and the number defined in the chemical component dictionary. LLDF column lists the quality of electron density of the group with respect to its neighbouring residues in protein, DNA or RNA chains. The B-factors column lists the minimum, median, 95th percentile and maximum values of B factors of atoms in the group. The column labelled 'Q < 0.9' lists the number of atoms with occupancy less than 0.9.

Mol	Type	Chain	Res	Atoms	RSCC	RSR	LLDF	B-factors(\AA^2)	Q<0.9
15	BCR	R	1101	40/40	0.77	0.99	13.12	181,181,181,181	0
13	CLA	B	201	65/65	0.93	0.48	5.50	20,112,112,112	0
11	OPC	C	306	54/55	0.86	0.36	3.15	84,84,84,84	0
11	OPC	N	1305	54/55	0.84	0.44	2.98	107,107,107,107	0
15	BCR	E	101	40/40	0.85	0.54	2.76	84,84,84,84	0
12	BNT	O	1309	14/14	0.92	0.29	2.56	64,64,64,64	0
13	CLA	O	1201	65/65	0.93	0.39	2.45	29,72,72,72	0
9	HEM	A	302	43/43	0.97	0.29	2.01	41,58,58,58	0
12	BNT	B	309	14/14	0.93	0.29	1.92	64,64,64,64	0
10	HEC	A	303	43/43	0.94	0.27	1.81	57,104,104,104	0
9	HEM	N	302	43/43	0.98	0.29	1.72	30,61,61,61	0
9	HEM	A	301	43/43	0.97	0.33	1.51	31,48,48,48	0
9	HEM	N	301	43/43	0.98	0.36	1.39	26,64,64,64	0
10	HEC	N	303	43/43	0.95	0.25	1.08	67,74,74,74	0
9	HEM	P	301	43/43	0.97	0.24	0.07	54,76,76,76	0
9	HEM	C	301	43/43	0.96	0.26	-0.15	36,59,59,59	0
11	OPC	B	305	54/55	0.92	0.23	-0.49	66,66,66,66	0
14	FES	D	201	4/4	0.99	0.13	-0.83	70,70,97,97	0
14	FES	Q	201	4/4	0.99	0.13	-0.96	28,28,53,53	0
11	OPC	O	1306	54/55	0.86	0.38	-	73,73,73,73	0

6.5 Other polymers [i](#)

There are no such residues in this entry.