



wwPDB EM Map/Model Validation Report ⓘ

Apr 10, 2016 – 02:00 PM BST

PDB ID : 4D3E
EMDB ID: : EMD-2801
Title : Tetramer of IpaD, modified from 2J0O, fitted into negative stain electron microscopy reconstruction of the wild type tip complex from the type III secretion system of *Shigella flexneri*
Authors : Cheung, M.; Shen, D.-K.; Makino, F.; Kato, T.; Roehrich, D.; Martinez-Argudo, I.; Walker, M.L.; Murillo, I.; Liu, X.; Pain, M.; Brown, J.; Frazer, G.; Mantell, J.; Mina, P.; Todd, T.; Sessions, R.B.; Namba, K.; Blocker, A.J.
Deposited on : 2014-10-21
Resolution : 2.12 Å(reported)
Based on PDB ID : 2J0O

This is a wwPDB EM Map/Model Validation Report for a publicly released PDB/EMDB entry.

For rigid body fitted models, validation errors reported here could stem from errors in the original structure(s) used in the fitting.

We welcome your comments at validation@mail.wwpdb.org

A user guide is available at

<http://wwpdb.org/validation/2016/EMValidationReportHelp>

MolProbity : 4.02b-467
Mogul : unknown
Percentile statistics : 20151230.v01 (using entries in the PDB archive December 30th 2015)
Ideal geometry (proteins) : Engh & Huber (2001)
Ideal geometry (DNA, RNA) : Parkinson et. al. (1996)
Validation Pipeline (wwPDB-VP) : trunk27241

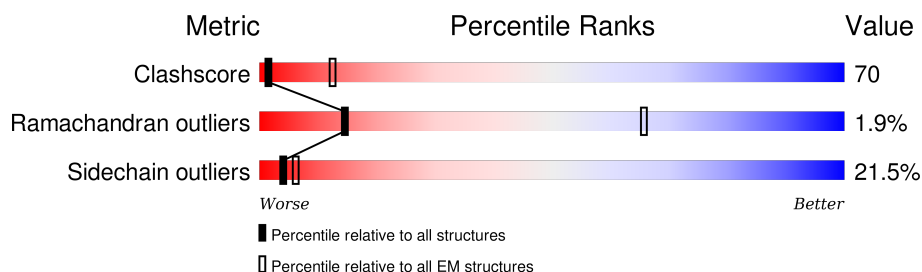
1 Overall quality at a glance

The following experimental techniques were used to determine the structure:

ELECTRON MICROSCOPY

The reported resolution of this entry is 2.12 Å.

Percentile scores (ranging between 0-100) for global validation metrics of the entry are shown in the following graphic. The table shows the number of entries on which the scores are based.



Metric	Whole archive (#Entries)	EM structures (#Entries)
Clashscore	114402	924
Ramachandran outliers	111179	726
Sidechain outliers	111093	686

The table below summarises the geometric issues observed across the polymeric chains. The red, orange, yellow and green segments on the bar indicate the fraction of residues that contain outliers for ≥ 3 , 2, 1 and 0 types of geometric quality criteria. A grey segment represents the fraction of residues that are not modelled. The numeric value for each fraction is indicated below the corresponding segment, with a dot representing fractions $\leq 5\%$

Mol	Chain	Length	Quality of chain
1	1-D	208	
1	2-D	208	
1	3-D	208	
1	4-D	208	

2 Entry composition

There is only 1 type of molecule in this entry. The entry contains 6484 atoms, of which 0 are hydrogens and 0 are deuteriums.

In the tables below, the AltConf column contains the number of residues with at least one atom in alternate conformation and the Trace column contains the number of residues modelled with at most 2 atoms.

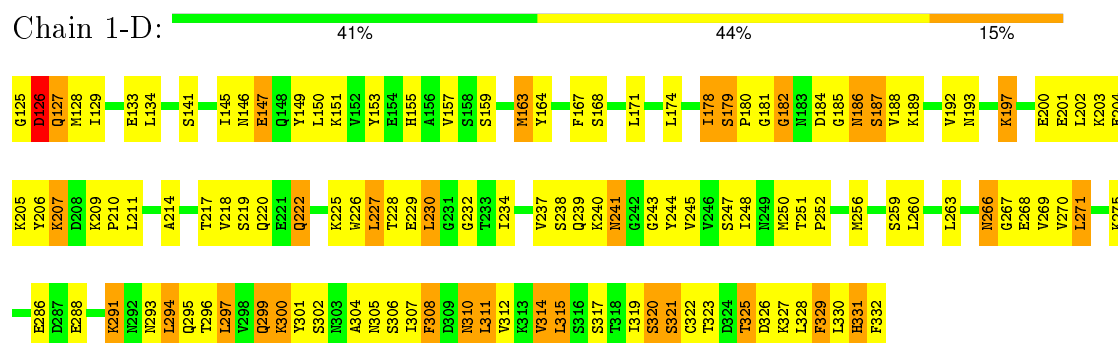
- Molecule 1 is a protein called INVASIN IPAD.

Mol	Chain	Residues	Atoms					AltConf	Trace
1	1-D	208	Total	C	N	O	S	0	0
			1621	1018	271	326	6		
1	2-D	208	Total	C	N	O	S	0	0
			1621	1018	271	326	6		
1	3-D	208	Total	C	N	O	S	0	0
			1621	1018	271	326	6		
1	4-D	208	Total	C	N	O	S	0	0
			1621	1018	271	326	6		

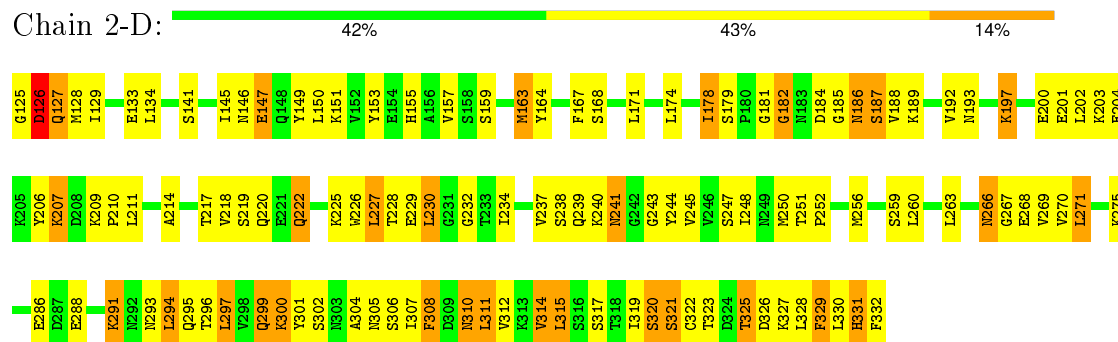
3 Residue-property plots

These plots are drawn for all protein, RNA and DNA chains in the entry. The first graphic for a chain summarises the proportions of errors displayed in the second graphic. The second graphic shows the sequence view annotated by issues in geometry. Residues are color-coded according to the number of geometric quality criteria for which they contain at least one outlier: green = 0, yellow = 1, orange = 2 and red = 3 or more. Stretches of 2 or more consecutive residues without any outlier are shown as a green connector. Residues present in the sample, but not in the model, are shown in grey.

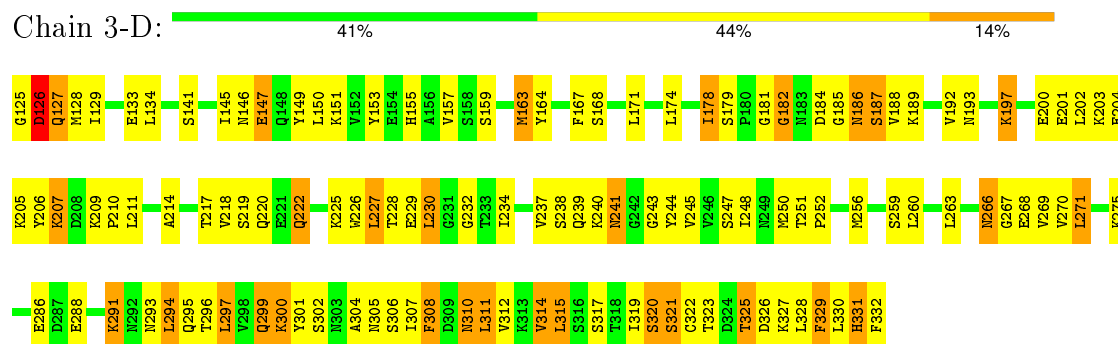
• Molecule 1: INVASIN IPAD



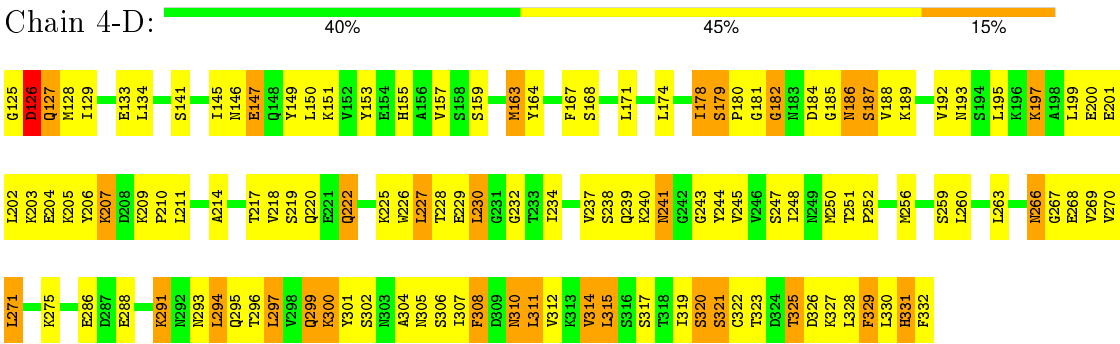
• Molecule 1: INVASIN IPAD



• Molecule 1: INVASIN IPAD



• Molecule 1: INVASIN IPAD



4 Experimental information

Property	Value	Source
Reconstruction method	SINGLE PARTICLE	Depositor
Imposed symmetry	POINT, Not provided	Depositor
Number of images	Not provided	Depositor
Resolution determination method	Not provided	Depositor
CTF correction method	Not provided	Depositor
Microscope	FEI TECNAI 20	Depositor
Voltage (kV)	200	Depositor
Electron dose ($e^-/\text{\AA}^2$)	90	Depositor
Minimum defocus (nm)	1200	Depositor
Maximum defocus (nm)	1600	Depositor
Magnification	50000	Depositor
Image detector	FEI EAGLE 4K X 4K	Depositor

5 Model quality [i](#)

5.1 Standard geometry [i](#)

The Z score for a bond length (or angle) is the number of standard deviations the observed value is removed from the expected value. A bond length (or angle) with $|Z| > 5$ is considered an outlier worth inspection. RMSZ is the root-mean-square of all Z scores of the bond lengths (or angles).

Mol	Chain	Bond lengths		Bond angles	
		RMSZ	$\# Z > 2$	RMSZ	$\# Z > 2$
1	1-D	0.38	1/1649 (0.1%)	0.54	1/2231 (0.0%)
1	2-D	0.38	1/1649 (0.1%)	0.54	1/2231 (0.0%)
1	3-D	0.38	1/1649 (0.1%)	0.54	1/2231 (0.0%)
1	4-D	0.38	1/1649 (0.1%)	0.54	1/2231 (0.0%)
All	All	0.38	4/6596 (0.1%)	0.54	4/8924 (0.0%)

All (4) bond length outliers are listed below:

Mol	Chain	Res	Type	Atoms	Z	Observed(Å)	Ideal(Å)
1	4-D	321	SER	C-N	-6.27	1.19	1.34
1	2-D	321	SER	C-N	-6.25	1.19	1.34
1	3-D	321	SER	C-N	-6.24	1.19	1.34
1	1-D	321	SER	C-N	-6.21	1.19	1.34

All (4) bond angle outliers are listed below:

Mol	Chain	Res	Type	Atoms	Z	Observed(°)	Ideal(°)
1	2-D	320	SER	N-CA-CB	-5.03	102.95	110.50
1	1-D	320	SER	N-CA-CB	-5.03	102.96	110.50
1	3-D	320	SER	N-CA-CB	-5.02	102.97	110.50
1	4-D	320	SER	N-CA-CB	-5.01	102.99	110.50

There are no chirality outliers.

There are no planarity outliers.

5.2 Too-close contacts [i](#)

In the following table, the Non-H and H(model) columns list the number of non-hydrogen atoms and hydrogen atoms in the chain respectively. The H(added) column lists the number of hydrogen atoms added and optimized by MolProbity. The Clashes column lists the number of clashes within the asymmetric unit, whereas Symm-Clashes lists symmetry related clashes.

Mol	Chain	Non-H	H(model)	H(added)	Clashes	Symm-Clashes
1	1-D	1621	0	1588	226	0
1	2-D	1621	0	1588	224	0
1	3-D	1621	0	1588	226	0
1	4-D	1621	0	1588	226	0
All	All	6484	0	6352	902	0

The all-atom clashscore is defined as the number of clashes found per 1000 atoms (including hydrogen atoms). The all-atom clashscore for this structure is 70.

All (902) close contacts within the same asymmetric unit are listed below, sorted by their clash magnitude.

Atom-1	Atom-2	Interatomic distance (Å)	Clash overlap (Å)
1:D:149:TYR:CE2	1:D:307:ILE:HG21	1.51	1.45
1:D:149:TYR:CE2	1:D:307:ILE:HG21	1.51	1.44
1:D:149:TYR:CE2	1:D:307:ILE:HG21	1.51	1.43
1:D:149:TYR:CE2	1:D:307:ILE:HG21	1.51	1.43
1:D:145:ILE:HG13	1:D:308:PHE:CD1	1.59	1.37
1:D:145:ILE:HG13	1:D:308:PHE:CD1	1.59	1.36
1:D:145:ILE:HG13	1:D:308:PHE:CD1	1.59	1.35
1:D:149:TYR:CE2	1:D:307:ILE:CG2	2.09	1.35
1:D:149:TYR:CE2	1:D:307:ILE:CG2	2.10	1.34
1:D:145:ILE:HG13	1:D:308:PHE:CD1	1.59	1.34
1:D:149:TYR:CE2	1:D:307:ILE:CG2	2.09	1.34
1:D:149:TYR:CE2	1:D:307:ILE:CG2	2.10	1.33
1:D:145:ILE:HD12	1:D:308:PHE:CB	1.60	1.31
1:D:145:ILE:HD12	1:D:308:PHE:CB	1.60	1.29
1:D:145:ILE:HD12	1:D:308:PHE:CB	1.60	1.29
1:D:145:ILE:HD12	1:D:308:PHE:CB	1.60	1.29
1:D:327:LYS:HE2	1:D:331:HIS:CE1	1.68	1.28
1:D:327:LYS:HE2	1:D:331:HIS:CE1	1.68	1.28
1:D:145:ILE:HG21	1:D:308:PHE:CG	1.69	1.28
1:D:145:ILE:HG21	1:D:308:PHE:CG	1.68	1.28
1:D:145:ILE:HG21	1:D:308:PHE:CG	1.68	1.27
1:D:327:LYS:HE2	1:D:331:HIS:CE1	1.68	1.27
1:D:145:ILE:HG21	1:D:308:PHE:CG	1.68	1.26
1:D:327:LYS:HE2	1:D:331:HIS:CE1	1.68	1.26
1:D:145:ILE:CD1	1:D:308:PHE:HB2	1.69	1.22
1:D:145:ILE:CD1	1:D:308:PHE:HB2	1.69	1.21
1:D:145:ILE:CD1	1:D:308:PHE:HB2	1.70	1.21
1:D:145:ILE:CD1	1:D:308:PHE:HB2	1.70	1.20
1:D:129:ILE:HD12	1:D:133:GLU:CD	1.62	1.19
1:D:129:ILE:HD12	1:D:133:GLU:CD	1.62	1.19

Continued on next page...

Continued from previous page...

Atom-1	Atom-2	Interatomic distance (Å)	Clash overlap (Å)
1:D:182:GLY:HA3	1:D:184:ASP:HA	1.22	1.19
1:D:149:TYR:HB3	1:D:304:ALA:HB1	1.23	1.19
1:D:129:ILE:HD12	1:D:133:GLU:CD	1.62	1.17
1:D:229:GLU:O	1:D:300:LYS:NZ	1.79	1.16
1:D:129:ILE:HD12	1:D:133:GLU:CD	1.62	1.16
1:D:325:THR:O	1:D:329:PHE:CD1	1.99	1.16
1:D:229:GLU:O	1:D:300:LYS:NZ	1.79	1.15
1:D:325:THR:O	1:D:329:PHE:CD1	1.99	1.15
1:D:229:GLU:O	1:D:300:LYS:NZ	1.79	1.15
1:D:229:GLU:O	1:D:300:LYS:NZ	1.79	1.14
1:D:325:THR:O	1:D:329:PHE:CD1	1.99	1.13
1:D:325:THR:O	1:D:329:PHE:CD1	1.99	1.13
1:D:149:TYR:HB3	1:D:304:ALA:HB1	1.23	1.12
1:D:326:ASP:O	1:D:330:LEU:HG	1.48	1.12
1:D:149:TYR:HB3	1:D:304:ALA:HB1	1.23	1.12
1:D:182:GLY:HA3	1:D:184:ASP:HA	1.22	1.12
1:D:149:TYR:HB3	1:D:304:ALA:HB1	1.23	1.11
1:D:145:ILE:HG21	1:D:308:PHE:CB	1.79	1.11
1:D:145:ILE:HG21	1:D:308:PHE:CB	1.79	1.11
1:D:145:ILE:HG21	1:D:308:PHE:CB	1.79	1.11
1:D:326:ASP:O	1:D:330:LEU:HG	1.48	1.11
1:D:326:ASP:O	1:D:330:LEU:HG	1.48	1.11
1:D:326:ASP:O	1:D:330:LEU:HG	1.48	1.11
1:D:145:ILE:HG21	1:D:308:PHE:CB	1.79	1.11
1:D:321:SER:O	1:D:325:THR:HB	1.50	1.11
1:D:321:SER:O	1:D:325:THR:HB	1.50	1.11
1:D:149:TYR:HD2	1:D:304:ALA:CA	1.64	1.10
1:D:182:GLY:HA3	1:D:184:ASP:HA	1.22	1.10
1:D:149:TYR:HD2	1:D:304:ALA:CA	1.64	1.10
1:D:149:TYR:HD2	1:D:304:ALA:CA	1.64	1.10
1:D:149:TYR:HD2	1:D:304:ALA:CA	1.64	1.09
1:D:321:SER:O	1:D:325:THR:HB	1.50	1.09
1:D:145:ILE:CG2	1:D:308:PHE:HB2	1.81	1.09
1:D:185:GLY:H	1:D:186:ASN:HA	1.16	1.09
1:D:145:ILE:HG21	1:D:308:PHE:CD2	1.87	1.09
1:D:321:SER:O	1:D:325:THR:HB	1.50	1.09
1:D:145:ILE:HG21	1:D:308:PHE:CD2	1.87	1.09
1:D:145:ILE:CG2	1:D:308:PHE:HB2	1.81	1.09
1:D:145:ILE:CG2	1:D:308:PHE:HB2	1.81	1.08
1:D:145:ILE:CG2	1:D:308:PHE:HB2	1.81	1.08
1:D:145:ILE:CG2	1:D:308:PHE:HB2	1.81	1.08
1:D:145:ILE:HG21	1:D:308:PHE:CD2	1.87	1.08

Continued on next page...

Continued from previous page...

Atom-1	Atom-2	Interatomic distance (Å)	Clash overlap (Å)
1:D:145:ILE:HG21	1:D:308:PHE:CD2	1.87	1.08
1:D:182:GLY:HA3	1:D:184:ASP:HA	1.22	1.07
1:D:149:TYR:CB	1:D:304:ALA:HB1	1.85	1.07
1:D:149:TYR:CB	1:D:304:ALA:HB1	1.85	1.07
1:D:126:ASP:OD1	1:D:325:THR:HG21	1.56	1.06
1:D:149:TYR:CB	1:D:304:ALA:HB1	1.85	1.06
1:D:149:TYR:CB	1:D:304:ALA:HB1	1.85	1.06
1:D:126:ASP:OD1	1:D:325:THR:HG21	1.56	1.06
1:D:185:GLY:H	1:D:186:ASN:HA	1.15	1.05
1:D:126:ASP:OD1	1:D:325:THR:HG21	1.56	1.05
1:D:126:ASP:OD1	1:D:325:THR:HG21	1.56	1.05
1:D:185:GLY:H	1:D:186:ASN:HA	1.16	1.05
1:D:185:GLY:H	1:D:186:ASN:HA	1.16	1.04
1:D:150:LEU:HA	1:D:301:TYR:HE1	1.21	1.04
1:D:163:MET:HE2	1:D:248:ILE:HG21	1.39	1.03
1:D:149:TYR:HD2	1:D:304:ALA:HA	1.23	1.03
1:D:150:LEU:HA	1:D:301:TYR:HE1	1.21	1.03
1:D:150:LEU:HA	1:D:301:TYR:HE1	1.21	1.02
1:D:150:LEU:HA	1:D:301:TYR:HE1	1.21	1.02
1:D:149:TYR:HD2	1:D:304:ALA:HA	1.24	1.02
1:D:150:LEU:HA	1:D:301:TYR:CE1	1.94	1.02
1:D:153:TYR:CE1	1:D:300:LYS:HB3	1.95	1.02
1:D:153:TYR:CE1	1:D:300:LYS:HB3	1.95	1.01
1:D:150:LEU:HA	1:D:301:TYR:CE1	1.94	1.01
1:D:150:LEU:HA	1:D:301:TYR:CE1	1.94	1.01
1:D:153:TYR:CE1	1:D:300:LYS:HB3	1.95	1.01
1:D:150:LEU:HA	1:D:301:TYR:CE1	1.94	1.00
1:D:145:ILE:HD12	1:D:308:PHE:CA	1.91	1.00
1:D:145:ILE:CD1	1:D:308:PHE:HA	1.91	1.00
1:D:149:TYR:HD2	1:D:304:ALA:HA	1.24	1.00
1:D:145:ILE:CD1	1:D:308:PHE:HA	1.91	1.00
1:D:145:ILE:HD12	1:D:308:PHE:CA	1.91	1.00
1:D:163:MET:HE2	1:D:248:ILE:HG21	1.39	1.00
1:D:145:ILE:CG2	1:D:308:PHE:CB	2.40	1.00
1:D:145:ILE:CD1	1:D:308:PHE:HA	1.92	1.00
1:D:149:TYR:HD2	1:D:304:ALA:HA	1.24	0.99
1:D:145:ILE:CD1	1:D:308:PHE:HA	1.91	0.99
1:D:149:TYR:CD2	1:D:304:ALA:HA	1.98	0.99
1:D:163:MET:HE2	1:D:248:ILE:HG21	1.40	0.99
1:D:145:ILE:HD12	1:D:308:PHE:CA	1.92	0.99
1:D:145:ILE:HD12	1:D:308:PHE:CA	1.91	0.99

Continued on next page...

Continued from previous page...

Atom-1	Atom-2	Interatomic distance (Å)	Clash overlap (Å)
1:D:153:TYR:CE1	1:D:300:LYS:HB3	1.95	0.99
1:D:147:GLU:HG3	1:D:151:LYS:HE3	1.45	0.99
1:D:145:ILE:CG2	1:D:308:PHE:CB	2.40	0.98
1:D:141:SER:OG	1:D:315:LEU:CD2	2.11	0.98
1:D:149:TYR:CD2	1:D:304:ALA:HA	1.98	0.98
1:D:149:TYR:HD2	1:D:304:ALA:CB	1.77	0.98
1:D:149:TYR:HD2	1:D:304:ALA:CB	1.77	0.98
1:D:141:SER:OG	1:D:315:LEU:CD2	2.11	0.98
1:D:145:ILE:CG2	1:D:308:PHE:CB	2.40	0.98
1:D:149:TYR:CD2	1:D:304:ALA:HA	1.98	0.98
1:D:325:THR:O	1:D:329:PHE:CE1	2.17	0.98
1:D:163:MET:HE2	1:D:248:ILE:HG21	1.46	0.97
1:D:147:GLU:HG3	1:D:151:LYS:HE3	1.45	0.97
1:D:149:TYR:HD2	1:D:304:ALA:CB	1.77	0.97
1:D:149:TYR:CD2	1:D:304:ALA:HA	1.98	0.97
1:D:141:SER:OG	1:D:315:LEU:CD2	2.11	0.97
1:D:149:TYR:HD2	1:D:304:ALA:CB	1.77	0.97
1:D:325:THR:O	1:D:329:PHE:CE1	2.17	0.97
1:D:145:ILE:HG13	1:D:308:PHE:HD1	1.28	0.97
1:D:141:SER:OG	1:D:315:LEU:CD2	2.11	0.97
1:D:145:ILE:CD1	1:D:308:PHE:CB	2.37	0.96
1:D:147:GLU:HG3	1:D:151:LYS:HE3	1.45	0.96
1:D:325:THR:O	1:D:329:PHE:CE1	2.17	0.96
1:D:147:GLU:HG3	1:D:151:LYS:HE3	1.45	0.96
1:D:145:ILE:HD12	1:D:308:PHE:HB2	0.96	0.96
1:D:325:THR:O	1:D:329:PHE:CE1	2.17	0.95
1:D:145:ILE:HD12	1:D:308:PHE:HB2	0.96	0.95
1:D:185:GLY:N	1:D:186:ASN:HA	1.80	0.95
1:D:145:ILE:CD1	1:D:308:PHE:CB	2.37	0.95
1:D:145:ILE:CD1	1:D:308:PHE:CB	2.37	0.94
1:D:145:ILE:CG2	1:D:308:PHE:CB	2.40	0.94
1:D:141:SER:OG	1:D:315:LEU:HD23	1.67	0.94
1:D:145:ILE:HG13	1:D:308:PHE:HD1	1.28	0.94
1:D:145:ILE:HD12	1:D:308:PHE:HB2	0.96	0.94
1:D:145:ILE:HD11	1:D:308:PHE:HA	1.50	0.94
1:D:141:SER:OG	1:D:315:LEU:HD23	1.67	0.93
1:D:327:LYS:HE2	1:D:331:HIS:HE1	1.10	0.93
1:D:145:ILE:CG2	1:D:308:PHE:CG	2.52	0.93
1:D:149:TYR:CZ	1:D:307:ILE:HG21	2.04	0.93
1:D:145:ILE:HD12	1:D:308:PHE:HB2	0.96	0.93
1:D:145:ILE:CG2	1:D:308:PHE:CG	2.52	0.93

Continued on next page...

Continued from previous page...

Atom-1	Atom-2	Interatomic distance (Å)	Clash overlap (Å)
1:D:145:ILE:CG1	1:D:308:PHE:CD1	2.52	0.93
1:D:145:ILE:CG2	1:D:308:PHE:CG	2.52	0.93
1:D:141:SER:OG	1:D:315:LEU:HD23	1.67	0.93
1:D:145:ILE:CG1	1:D:308:PHE:CD1	2.52	0.93
1:D:145:ILE:HG13	1:D:308:PHE:HD1	1.28	0.93
1:D:145:ILE:CG1	1:D:308:PHE:CD1	2.52	0.93
1:D:145:ILE:HD11	1:D:308:PHE:HA	1.50	0.93
1:D:145:ILE:HD11	1:D:308:PHE:HA	1.50	0.92
1:D:149:TYR:CZ	1:D:307:ILE:HG21	2.03	0.92
1:D:185:GLY:N	1:D:186:ASN:HA	1.80	0.92
1:D:327:LYS:HA	1:D:330:LEU:HD12	1.51	0.92
1:D:327:LYS:HA	1:D:330:LEU:HD12	1.51	0.92
1:D:149:TYR:CD2	1:D:304:ALA:CA	2.52	0.92
1:D:327:LYS:HE2	1:D:331:HIS:HE1	1.11	0.92
1:D:145:ILE:CG2	1:D:308:PHE:CG	2.52	0.92
1:D:145:ILE:CG1	1:D:308:PHE:CD1	2.52	0.92
1:D:145:ILE:HD11	1:D:308:PHE:HA	1.50	0.92
1:D:149:TYR:CZ	1:D:307:ILE:HG21	2.04	0.92
1:D:145:ILE:CD1	1:D:308:PHE:CA	2.48	0.92
1:D:327:LYS:HE2	1:D:331:HIS:HE1	1.11	0.92
1:D:141:SER:OG	1:D:315:LEU:HD23	1.67	0.92
1:D:149:TYR:CZ	1:D:307:ILE:HG21	2.04	0.92
1:D:145:ILE:CD1	1:D:308:PHE:CA	2.48	0.91
1:D:327:LYS:HA	1:D:330:LEU:HD12	1.51	0.91
1:D:145:ILE:HG13	1:D:308:PHE:HD1	1.28	0.91
1:D:145:ILE:CD1	1:D:308:PHE:CA	2.48	0.91
1:D:149:TYR:CD2	1:D:304:ALA:CA	2.52	0.91
1:D:145:ILE:CD1	1:D:308:PHE:CA	2.48	0.91
1:D:149:TYR:CD2	1:D:304:ALA:CA	2.52	0.90
1:D:149:TYR:CD2	1:D:304:ALA:HB1	2.07	0.90
1:D:185:GLY:N	1:D:186:ASN:HA	1.80	0.90
1:D:149:TYR:HE2	1:D:307:ILE:HG21	1.08	0.90
1:D:149:TYR:CD2	1:D:304:ALA:HB1	2.07	0.89
1:D:149:TYR:CD2	1:D:304:ALA:CA	2.52	0.89
1:D:149:TYR:CD2	1:D:304:ALA:HB1	2.07	0.89
1:D:327:LYS:HA	1:D:330:LEU:HD12	1.51	0.89
1:D:145:ILE:HG13	1:D:308:PHE:CG	2.08	0.89
1:D:322:CYS:O	1:D:326:ASP:N	2.06	0.89
1:D:149:TYR:CD2	1:D:304:ALA:HB1	2.07	0.88
1:D:227:LEU:HD22	1:D:232:GLY:HA2	1.55	0.88
1:D:185:GLY:N	1:D:186:ASN:HA	1.80	0.88

Continued on next page...

Continued from previous page...

Atom-1	Atom-2	Interatomic distance (Å)	Clash overlap (Å)
1:D:145:ILE:HG13	1:D:308:PHE:CG	2.08	0.88
1:D:145:ILE:HG13	1:D:308:PHE:CG	2.08	0.88
1:D:322:CYS:O	1:D:326:ASP:N	2.06	0.87
1:D:145:ILE:HG13	1:D:308:PHE:CG	2.08	0.87
1:D:322:CYS:O	1:D:326:ASP:N	2.06	0.87
1:D:322:CYS:O	1:D:326:ASP:N	2.06	0.87
1:D:149:TYR:CD2	1:D:304:ALA:CB	2.58	0.87
1:D:227:LEU:HD22	1:D:232:GLY:HA2	1.55	0.87
1:D:149:TYR:CD2	1:D:304:ALA:CB	2.58	0.87
1:D:322:CYS:HA	1:D:325:THR:HG22	1.57	0.86
1:D:227:LEU:HD22	1:D:232:GLY:HA2	1.55	0.86
1:D:127:GLN:HB3	1:D:129:ILE:HG23	1.57	0.86
1:D:322:CYS:HA	1:D:325:THR:HG22	1.57	0.86
1:D:127:GLN:HB3	1:D:129:ILE:HG23	1.58	0.86
1:D:149:TYR:CD2	1:D:304:ALA:CB	2.58	0.86
1:D:322:CYS:HA	1:D:325:THR:HG22	1.57	0.85
1:D:327:LYS:CE	1:D:331:HIS:CE1	2.58	0.85
1:D:149:TYR:CD2	1:D:304:ALA:CB	2.58	0.85
1:D:327:LYS:HE2	1:D:331:HIS:HE1	1.11	0.85
1:D:227:LEU:HD22	1:D:232:GLY:HA2	1.55	0.85
1:D:149:TYR:HB3	1:D:304:ALA:CB	2.07	0.85
1:D:322:CYS:HA	1:D:325:THR:HG22	1.57	0.85
1:D:145:ILE:CD1	1:D:308:PHE:CB	2.36	0.85
1:D:219:SER:HB3	1:D:222:GLN:HG2	1.60	0.84
1:D:127:GLN:HB3	1:D:129:ILE:HG23	1.58	0.84
1:D:129:ILE:HD12	1:D:133:GLU:CG	2.08	0.84
1:D:145:ILE:HG23	1:D:308:PHE:HB2	1.59	0.84
1:D:149:TYR:HB3	1:D:304:ALA:CB	2.07	0.84
1:D:219:SER:HB3	1:D:222:GLN:HG2	1.60	0.84
1:D:327:LYS:CE	1:D:331:HIS:CE1	2.58	0.84
1:D:327:LYS:CE	1:D:331:HIS:CE1	2.58	0.83
1:D:149:TYR:HE2	1:D:307:ILE:HG21	1.08	0.83
1:D:127:GLN:HB3	1:D:129:ILE:HG23	1.57	0.83
1:D:149:TYR:HB3	1:D:304:ALA:CB	2.07	0.83
1:D:147:GLU:HG3	1:D:151:LYS:CE	2.08	0.83
1:D:327:LYS:CE	1:D:331:HIS:CE1	2.58	0.83
1:D:147:GLU:HG3	1:D:151:LYS:CE	2.08	0.83
1:D:147:GLU:HG3	1:D:151:LYS:CE	2.07	0.83
1:D:147:GLU:HG3	1:D:151:LYS:CE	2.07	0.83
1:D:149:TYR:HB3	1:D:304:ALA:CB	2.07	0.83
1:D:129:ILE:HD12	1:D:133:GLU:CG	2.08	0.83

Continued on next page...

Continued from previous page...

Atom-1	Atom-2	Interatomic distance (Å)	Clash overlap (Å)
1:D:322:CYS:O	1:D:326:ASP:CB	2.27	0.83
1:D:145:ILE:HG23	1:D:308:PHE:HB2	1.59	0.83
1:D:322:CYS:O	1:D:326:ASP:CB	2.27	0.83
1:D:129:ILE:HD12	1:D:133:GLU:CG	2.08	0.83
1:D:129:ILE:HD12	1:D:133:GLU:CG	2.08	0.83
1:D:145:ILE:HG23	1:D:308:PHE:HB2	1.59	0.82
1:D:322:CYS:O	1:D:326:ASP:CB	2.27	0.82
1:D:322:CYS:O	1:D:326:ASP:CB	2.27	0.82
1:D:219:SER:HB3	1:D:222:GLN:HG2	1.60	0.82
1:D:128:MET:SD	1:D:325:THR:HG23	2.20	0.82
1:D:321:SER:O	1:D:325:THR:CB	2.28	0.82
1:D:128:MET:SD	1:D:325:THR:HG23	2.20	0.82
1:D:149:TYR:HE2	1:D:307:ILE:HG21	1.08	0.81
1:D:219:SER:HB3	1:D:222:GLN:HG2	1.60	0.81
1:D:128:MET:SD	1:D:325:THR:HG23	2.20	0.81
1:D:145:ILE:CG1	1:D:308:PHE:HB2	2.10	0.81
1:D:145:ILE:HG23	1:D:308:PHE:HB2	1.59	0.81
1:D:321:SER:O	1:D:325:THR:CB	2.28	0.81
1:D:145:ILE:CG1	1:D:308:PHE:HB2	2.10	0.81
1:D:182:GLY:HA2	1:D:187:SER:HB2	1.63	0.80
1:D:134:LEU:HB3	1:D:319:ILE:HG12	1.63	0.80
1:D:145:ILE:CG1	1:D:308:PHE:HB2	2.10	0.80
1:D:149:TYR:CZ	1:D:307:ILE:CG2	2.62	0.80
1:D:128:MET:SD	1:D:325:THR:HG23	2.20	0.80
1:D:149:TYR:CZ	1:D:307:ILE:CG2	2.62	0.80
1:D:149:TYR:CZ	1:D:307:ILE:CG2	2.62	0.80
1:D:322:CYS:O	1:D:326:ASP:HB3	1.81	0.80
1:D:145:ILE:CG1	1:D:308:PHE:HB2	2.10	0.80
1:D:182:GLY:HA2	1:D:187:SER:HB2	1.63	0.80
1:D:168:SER:HA	1:D:171:LEU:HD12	1.64	0.80
1:D:321:SER:O	1:D:325:THR:CB	2.28	0.80
1:D:168:SER:HA	1:D:171:LEU:HD12	1.64	0.80
1:D:322:CYS:O	1:D:326:ASP:HB3	1.81	0.80
1:D:149:TYR:HE2	1:D:307:ILE:HG21	1.08	0.80
1:D:182:GLY:HA2	1:D:187:SER:HB2	1.63	0.80
1:D:134:LEU:HB3	1:D:319:ILE:HG12	1.63	0.79
1:D:322:CYS:O	1:D:326:ASP:HB3	1.81	0.79
1:D:168:SER:HA	1:D:171:LEU:HD12	1.64	0.79
1:D:321:SER:O	1:D:325:THR:CB	2.28	0.79
1:D:322:CYS:O	1:D:326:ASP:HB3	1.81	0.79
1:D:134:LEU:HB3	1:D:319:ILE:HG12	1.63	0.79

Continued on next page...

Continued from previous page...

Atom-1	Atom-2	Interatomic distance (Å)	Clash overlap (Å)
1:D:149:TYR:CZ	1:D:307:ILE:CG2	2.62	0.79
1:D:127:GLN:HE21	1:D:127:GLN:HA	1.48	0.78
1:D:182:GLY:HA2	1:D:187:SER:HB2	1.63	0.78
1:D:127:GLN:HA	1:D:127:GLN:HE21	1.48	0.78
1:D:127:GLN:HE21	1:D:127:GLN:HA	1.48	0.78
1:D:168:SER:HA	1:D:171:LEU:HD12	1.64	0.78
1:D:134:LEU:HB3	1:D:319:ILE:HG23	1.65	0.78
1:D:134:LEU:HB3	1:D:319:ILE:HG12	1.63	0.78
1:D:134:LEU:HB3	1:D:319:ILE:HG23	1.66	0.78
1:D:127:GLN:HA	1:D:127:GLN:HE21	1.48	0.77
1:D:134:LEU:HB3	1:D:319:ILE:HG23	1.66	0.77
1:D:134:LEU:HB3	1:D:319:ILE:HG23	1.65	0.76
1:D:327:LYS:O	1:D:331:HIS:HB2	1.86	0.76
1:D:149:TYR:CG	1:D:304:ALA:HB1	2.21	0.76
1:D:149:TYR:CG	1:D:304:ALA:HB1	2.21	0.76
1:D:296:THR:O	1:D:299:GLN:HB2	1.86	0.76
1:D:149:TYR:CG	1:D:304:ALA:HB1	2.21	0.76
1:D:296:THR:O	1:D:299:GLN:HB2	1.86	0.76
1:D:145:ILE:CG1	1:D:308:PHE:CG	2.69	0.76
1:D:145:ILE:CG1	1:D:308:PHE:CG	2.69	0.75
1:D:327:LYS:O	1:D:331:HIS:HB2	1.86	0.75
1:D:296:THR:O	1:D:299:GLN:HB2	1.86	0.75
1:D:182:GLY:CA	1:D:184:ASP:HA	2.12	0.75
1:D:141:SER:OG	1:D:315:LEU:HD21	1.86	0.75
1:D:327:LYS:O	1:D:331:HIS:HB2	1.86	0.75
1:D:182:GLY:CA	1:D:184:ASP:HA	2.12	0.75
1:D:296:THR:O	1:D:299:GLN:HB2	1.86	0.75
1:D:145:ILE:CG1	1:D:308:PHE:CG	2.69	0.75
1:D:149:TYR:CG	1:D:304:ALA:HB1	2.21	0.75
1:D:327:LYS:O	1:D:331:HIS:HB2	1.86	0.75
1:D:145:ILE:CG1	1:D:308:PHE:CB	2.65	0.75
1:D:141:SER:OG	1:D:315:LEU:HD21	1.86	0.74
1:D:145:ILE:CG1	1:D:308:PHE:CB	2.65	0.74
1:D:141:SER:OG	1:D:315:LEU:HD21	1.86	0.74
1:D:145:ILE:CG1	1:D:308:PHE:CB	2.65	0.74
1:D:145:ILE:CG1	1:D:308:PHE:CB	2.65	0.74
1:D:219:SER:HB3	1:D:222:GLN:CG	2.19	0.73
1:D:219:SER:HB3	1:D:222:GLN:CG	2.19	0.73
1:D:219:SER:HB3	1:D:222:GLN:CG	2.19	0.73
1:D:141:SER:OG	1:D:315:LEU:HD21	1.86	0.72
1:D:219:SER:HB3	1:D:222:GLN:CG	2.19	0.72

Continued on next page...

Continued from previous page...

Atom-1	Atom-2	Interatomic distance (Å)	Clash overlap (Å)
1:D:182:GLY:HA2	1:D:187:SER:H	1.55	0.72
1:D:145:ILE:CG1	1:D:308:PHE:CG	2.69	0.72
1:D:129:ILE:HD12	1:D:133:GLU:OE1	1.90	0.72
1:D:134:LEU:CB	1:D:319:ILE:HG23	2.20	0.72
1:D:182:GLY:HA2	1:D:187:SER:H	1.55	0.71
1:D:134:LEU:CB	1:D:319:ILE:HG23	2.20	0.71
1:D:182:GLY:HA2	1:D:187:SER:H	1.55	0.71
1:D:182:GLY:CA	1:D:184:ASP:HA	2.12	0.71
1:D:153:TYR:HB2	1:D:301:TYR:CD1	2.26	0.71
1:D:134:LEU:CB	1:D:319:ILE:HG23	2.20	0.71
1:D:129:ILE:HD12	1:D:133:GLU:OE1	1.90	0.70
1:D:129:ILE:HD12	1:D:133:GLU:OE1	1.90	0.70
1:D:129:ILE:HD12	1:D:133:GLU:OE1	1.90	0.70
1:D:153:TYR:HB2	1:D:301:TYR:CD1	2.26	0.70
1:D:134:LEU:CB	1:D:319:ILE:HG23	2.20	0.70
1:D:182:GLY:HA2	1:D:187:SER:H	1.55	0.70
1:D:153:TYR:HB2	1:D:301:TYR:CD1	2.26	0.70
1:D:149:TYR:OH	1:D:307:ILE:HD13	1.92	0.70
1:D:153:TYR:HB2	1:D:301:TYR:CD1	2.26	0.70
1:D:149:TYR:OH	1:D:307:ILE:HD13	1.92	0.70
1:D:149:TYR:CE2	1:D:307:ILE:HG22	2.23	0.69
1:D:321:SER:O	1:D:325:THR:N	2.24	0.69
1:D:149:TYR:OH	1:D:307:ILE:HD13	1.92	0.69
1:D:325:THR:HG23	1:D:329:PHE:CZ	2.28	0.69
1:D:163:MET:HE2	1:D:248:ILE:CG2	2.21	0.69
1:D:321:SER:O	1:D:325:THR:N	2.24	0.69
1:D:149:TYR:CE2	1:D:307:ILE:HG22	2.23	0.69
1:D:127:GLN:CA	1:D:127:GLN:HE21	2.06	0.69
1:D:127:GLN:CA	1:D:127:GLN:HE21	2.06	0.68
1:D:134:LEU:HD13	1:D:319:ILE:HG23	1.76	0.68
1:D:325:THR:HG23	1:D:329:PHE:CZ	2.28	0.68
1:D:127:GLN:HE21	1:D:127:GLN:CA	2.06	0.68
1:D:127:GLN:HE21	1:D:127:GLN:CA	2.06	0.68
1:D:229:GLU:C	1:D:300:LYS:NZ	2.45	0.68
1:D:325:THR:HG23	1:D:329:PHE:CZ	2.28	0.68
1:D:182:GLY:CA	1:D:184:ASP:HA	2.12	0.68
1:D:325:THR:HG23	1:D:329:PHE:CZ	2.28	0.68
1:D:149:TYR:OH	1:D:307:ILE:HD13	1.92	0.68
1:D:129:ILE:HG13	1:D:133:GLU:HB3	1.76	0.67
1:D:134:LEU:HD13	1:D:319:ILE:HG23	1.76	0.67
1:D:321:SER:O	1:D:325:THR:N	2.24	0.67

Continued on next page...

Continued from previous page...

Atom-1	Atom-2	Interatomic distance (Å)	Clash overlap (Å)
1:D:128:MET:CE	1:D:326:ASP:HA	2.25	0.67
1:D:321:SER:O	1:D:325:THR:N	2.24	0.67
1:D:149:TYR:CE2	1:D:307:ILE:HG22	2.23	0.67
1:D:134:LEU:HD13	1:D:319:ILE:HG23	1.76	0.67
1:D:256:MET:HE2	1:D:286:GLU:HB2	1.77	0.67
1:D:134:LEU:HD13	1:D:319:ILE:HG23	1.76	0.66
1:D:149:TYR:CE2	1:D:307:ILE:HG22	2.23	0.66
1:D:129:ILE:HG13	1:D:133:GLU:HB3	1.76	0.66
1:D:149:TYR:CE2	1:D:307:ILE:HG23	2.27	0.66
1:D:256:MET:CE	1:D:286:GLU:HB2	2.26	0.66
1:D:182:GLY:HA3	1:D:184:ASP:CA	2.15	0.66
1:D:256:MET:CE	1:D:286:GLU:HB2	2.26	0.66
1:D:129:ILE:HG13	1:D:133:GLU:HB3	1.76	0.66
1:D:149:TYR:CE2	1:D:307:ILE:HG23	2.27	0.66
1:D:256:MET:CE	1:D:286:GLU:HB2	2.26	0.66
1:D:128:MET:CE	1:D:326:ASP:HA	2.25	0.66
1:D:256:MET:CE	1:D:286:GLU:HB2	2.26	0.66
1:D:128:MET:CE	1:D:326:ASP:HA	2.25	0.66
1:D:129:ILE:HG13	1:D:133:GLU:HB3	1.76	0.66
1:D:128:MET:CE	1:D:326:ASP:HA	2.25	0.66
1:D:266:ASN:CB	1:D:267:GLY:HA2	2.26	0.66
1:D:266:ASN:CB	1:D:267:GLY:HA2	2.26	0.65
1:D:134:LEU:HD13	1:D:319:ILE:HA	1.78	0.65
1:D:326:ASP:OD1	1:D:330:LEU:HD11	1.96	0.65
1:D:250:MET:HA	1:D:250:MET:CE	2.27	0.65
1:D:129:ILE:CD1	1:D:133:GLU:CG	2.75	0.65
1:D:134:LEU:HD13	1:D:319:ILE:HA	1.78	0.65
1:D:157:VAL:HG22	1:D:297:LEU:HB3	1.78	0.65
1:D:157:VAL:HG22	1:D:297:LEU:HB3	1.78	0.65
1:D:250:MET:CE	1:D:250:MET:HA	2.27	0.65
1:D:182:GLY:HA3	1:D:184:ASP:CA	2.14	0.65
1:D:134:LEU:HD13	1:D:319:ILE:HA	1.78	0.65
1:D:252:PRO:O	1:D:256:MET:HG3	1.97	0.65
1:D:322:CYS:O	1:D:326:ASP:OD2	2.15	0.65
1:D:326:ASP:OD1	1:D:330:LEU:HD11	1.96	0.65
1:D:252:PRO:O	1:D:256:MET:HG3	1.97	0.65
1:D:266:ASN:CB	1:D:267:GLY:HA2	2.26	0.65
1:D:326:ASP:OD1	1:D:330:LEU:HD11	1.96	0.65
1:D:322:CYS:O	1:D:326:ASP:OD2	2.15	0.64
1:D:326:ASP:OD1	1:D:330:LEU:HD11	1.96	0.64
1:D:129:ILE:CD1	1:D:133:GLU:CG	2.75	0.64

Continued on next page...

Continued from previous page...

Atom-1	Atom-2	Interatomic distance (Å)	Clash overlap (Å)
1:D:147:GLU:HG3	1:D:151:LYS:NZ	2.12	0.64
1:D:252:PRO:O	1:D:256:MET:HG3	1.97	0.64
1:D:147:GLU:HG3	1:D:151:LYS:NZ	2.12	0.64
1:D:322:CYS:O	1:D:326:ASP:OD2	2.15	0.64
1:D:153:TYR:HB3	1:D:301:TYR:HB2	1.79	0.64
1:D:266:ASN:CB	1:D:267:GLY:HA2	2.26	0.64
1:D:322:CYS:HA	1:D:325:THR:CG2	2.28	0.64
1:D:153:TYR:HB3	1:D:301:TYR:HB2	1.79	0.64
1:D:134:LEU:HD13	1:D:319:ILE:HA	1.78	0.64
1:D:229:GLU:C	1:D:300:LYS:NZ	2.45	0.64
1:D:250:MET:HA	1:D:250:MET:CE	2.27	0.64
1:D:163:MET:HE2	1:D:248:ILE:CG2	2.22	0.64
1:D:322:CYS:HA	1:D:325:THR:CG2	2.28	0.64
1:D:149:TYR:CE2	1:D:307:ILE:HG23	2.27	0.64
1:D:157:VAL:HG22	1:D:297:LEU:HB3	1.78	0.64
1:D:147:GLU:HG3	1:D:151:LYS:NZ	2.12	0.64
1:D:129:ILE:CD1	1:D:133:GLU:CG	2.75	0.64
1:D:252:PRO:O	1:D:256:MET:HG3	1.97	0.64
1:D:127:GLN:HB3	1:D:129:ILE:CG2	2.28	0.64
1:D:147:GLU:HG3	1:D:151:LYS:NZ	2.12	0.64
1:D:322:CYS:O	1:D:326:ASP:OD2	2.15	0.64
1:D:250:MET:HA	1:D:250:MET:CE	2.27	0.64
1:D:129:ILE:CD1	1:D:133:GLU:CG	2.75	0.63
1:D:153:TYR:HB3	1:D:301:TYR:HB2	1.79	0.63
1:D:157:VAL:HG22	1:D:297:LEU:HB3	1.78	0.63
1:D:153:TYR:HB3	1:D:301:TYR:HB2	1.79	0.63
1:D:127:GLN:HB3	1:D:129:ILE:CG2	2.28	0.63
1:D:127:GLN:HB3	1:D:129:ILE:CG2	2.28	0.62
1:D:322:CYS:HA	1:D:325:THR:CG2	2.28	0.62
1:D:311:LEU:HD22	1:D:315:LEU:HD22	1.82	0.62
1:D:311:LEU:HD22	1:D:315:LEU:HD22	1.82	0.62
1:D:134:LEU:HB3	1:D:319:ILE:CG2	2.30	0.62
1:D:134:LEU:CD1	1:D:319:ILE:HG23	2.30	0.61
1:D:134:LEU:HB3	1:D:319:ILE:CG2	2.30	0.61
1:D:311:LEU:HD22	1:D:315:LEU:HD22	1.82	0.61
1:D:134:LEU:CD1	1:D:319:ILE:HG23	2.30	0.61
1:D:311:LEU:HD22	1:D:315:LEU:HD22	1.82	0.61
1:D:134:LEU:CD1	1:D:319:ILE:HG23	2.30	0.61
1:D:134:LEU:CD1	1:D:319:ILE:HG23	2.30	0.61
1:D:127:GLN:HB3	1:D:129:ILE:CG2	2.28	0.61
1:D:230:LEU:H	1:D:230:LEU:HD12	1.66	0.61

Continued on next page...

Continued from previous page...

Atom-1	Atom-2	Interatomic distance (Å)	Clash overlap (Å)
1:D:230:LEU:HD12	1:D:230:LEU:H	1.66	0.61
1:D:163:MET:HE2	1:D:248:ILE:CG2	2.23	0.61
1:D:230:LEU:H	1:D:230:LEU:HD12	1.66	0.61
1:D:322:CYS:HA	1:D:325:THR:CG2	2.27	0.60
1:D:256:MET:HE2	1:D:286:GLU:HB2	1.82	0.60
1:D:230:LEU:H	1:D:230:LEU:HD12	1.66	0.60
1:D:182:GLY:HA3	1:D:184:ASP:CA	2.14	0.60
1:D:134:LEU:HB3	1:D:319:ILE:CG2	2.30	0.60
1:D:149:TYR:HE2	1:D:307:ILE:CG2	1.83	0.60
1:D:134:LEU:HB3	1:D:319:ILE:CG2	2.30	0.60
1:D:146:ASN:HA	1:D:150:LEU:HD12	1.84	0.60
1:D:145:ILE:CB	1:D:308:PHE:CG	2.85	0.60
1:D:146:ASN:HA	1:D:150:LEU:HD12	1.84	0.60
1:D:145:ILE:CB	1:D:308:PHE:CG	2.85	0.60
1:D:145:ILE:CB	1:D:308:PHE:CG	2.85	0.59
1:D:163:MET:HE2	1:D:248:ILE:CG2	2.29	0.59
1:D:146:ASN:HA	1:D:150:LEU:HD12	1.84	0.59
1:D:328:LEU:HA	1:D:331:HIS:HB2	1.84	0.59
1:D:329:PHE:CD1	1:D:329:PHE:N	2.71	0.59
1:D:329:PHE:CD1	1:D:329:PHE:N	2.71	0.59
1:D:329:PHE:N	1:D:329:PHE:CD1	2.71	0.59
1:D:192:VAL:HG23	1:D:193:ASN:N	2.18	0.59
1:D:322:CYS:CA	1:D:325:THR:HG22	2.32	0.59
1:D:192:VAL:HG23	1:D:193:ASN:N	2.18	0.59
1:D:328:LEU:HA	1:D:331:HIS:HB2	1.84	0.59
1:D:192:VAL:HG23	1:D:193:ASN:N	2.18	0.59
1:D:197:LYS:O	1:D:201:GLU:HG3	2.03	0.58
1:D:182:GLY:CA	1:D:187:SER:HB2	2.33	0.58
1:D:182:GLY:HA3	1:D:184:ASP:CA	2.14	0.58
1:D:197:LYS:O	1:D:201:GLU:HG3	2.03	0.58
1:D:192:VAL:HG23	1:D:193:ASN:N	2.18	0.58
1:D:328:LEU:HA	1:D:331:HIS:HB2	1.84	0.58
1:D:145:ILE:CB	1:D:308:PHE:CG	2.85	0.58
1:D:146:ASN:HA	1:D:150:LEU:HD12	1.84	0.58
1:D:328:LEU:HA	1:D:331:HIS:HB2	1.84	0.58
1:D:197:LYS:O	1:D:201:GLU:HG3	2.03	0.58
1:D:329:PHE:N	1:D:329:PHE:CD1	2.71	0.58
1:D:197:LYS:O	1:D:201:GLU:HG3	2.03	0.58
1:D:310:ASN:O	1:D:314:VAL:HG12	2.04	0.58
1:D:149:TYR:CE2	1:D:307:ILE:HG23	2.27	0.58
1:D:310:ASN:O	1:D:314:VAL:HG12	2.04	0.58

Continued on next page...

Continued from previous page...

Atom-1	Atom-2	Interatomic distance (Å)	Clash overlap (Å)
1:D:256:MET:HE2	1:D:286:GLU:HB2	1.85	0.58
1:D:182:GLY:CA	1:D:187:SER:HB2	2.33	0.58
1:D:145:ILE:CG2	1:D:308:PHE:CD2	2.77	0.58
1:D:322:CYS:CA	1:D:325:THR:HG22	2.32	0.58
1:D:322:CYS:CA	1:D:325:THR:HG22	2.32	0.58
1:D:322:CYS:CA	1:D:325:THR:HG22	2.32	0.57
1:D:182:GLY:CA	1:D:187:SER:HB2	2.33	0.57
1:D:145:ILE:CG2	1:D:308:PHE:CD2	2.77	0.57
1:D:163:MET:CE	1:D:248:ILE:HG21	2.28	0.57
1:D:294:LEU:O	1:D:294:LEU:HD12	2.05	0.57
1:D:182:GLY:CA	1:D:187:SER:HB2	2.33	0.57
1:D:310:ASN:O	1:D:314:VAL:HG12	2.04	0.57
1:D:310:ASN:O	1:D:314:VAL:HG12	2.04	0.57
1:D:189:LYS:HE3	1:D:268:GLU:OE2	2.05	0.57
1:D:134:LEU:HD11	1:D:322:CYS:HB3	1.87	0.57
1:D:178:ILE:HG22	1:D:188:VAL:CG1	2.35	0.57
1:D:329:PHE:HD1	1:D:329:PHE:N	2.03	0.57
1:D:294:LEU:O	1:D:294:LEU:HD12	2.05	0.57
1:D:329:PHE:HD1	1:D:329:PHE:N	2.03	0.57
1:D:329:PHE:HD1	1:D:329:PHE:N	2.03	0.57
1:D:329:PHE:N	1:D:329:PHE:HD1	2.03	0.56
1:D:294:LEU:HD12	1:D:294:LEU:O	2.05	0.56
1:D:229:GLU:C	1:D:300:LYS:HZ1	1.96	0.56
1:D:189:LYS:HE3	1:D:268:GLU:OE2	2.05	0.56
1:D:294:LEU:HD12	1:D:294:LEU:O	2.05	0.56
1:D:163:MET:HE1	1:D:250:MET:HE1	1.88	0.56
1:D:189:LYS:HE3	1:D:268:GLU:OE2	2.05	0.56
1:D:134:LEU:HD11	1:D:322:CYS:HB3	1.87	0.56
1:D:134:LEU:HD11	1:D:322:CYS:HB3	1.87	0.56
1:D:210:PRO:HA	1:D:247:SER:HA	1.87	0.56
1:D:256:MET:HE2	1:D:286:GLU:HB2	1.86	0.56
1:D:229:GLU:C	1:D:300:LYS:HZ2	2.07	0.56
1:D:210:PRO:HA	1:D:247:SER:HA	1.87	0.56
1:D:210:PRO:HA	1:D:247:SER:HA	1.87	0.56
1:D:178:ILE:HG22	1:D:188:VAL:CG1	2.35	0.56
1:D:145:ILE:CG2	1:D:308:PHE:CD2	2.77	0.56
1:D:178:ILE:HG22	1:D:188:VAL:CG1	2.35	0.56
1:D:153:TYR:CG	1:D:301:TYR:HA	2.41	0.56
1:D:134:LEU:HB3	1:D:319:ILE:CG1	2.35	0.55
1:D:210:PRO:HA	1:D:247:SER:HA	1.87	0.55
1:D:225:LYS:O	1:D:228:THR:HG22	2.07	0.55

Continued on next page...

Continued from previous page...

Atom-1	Atom-2	Interatomic distance (Å)	Clash overlap (Å)
1:D:178:ILE:HG22	1:D:188:VAL:CG1	2.35	0.55
1:D:149:TYR:CZ	1:D:307:ILE:HG23	2.42	0.55
1:D:229:GLU:C	1:D:300:LYS:HZ1	2.04	0.55
1:D:163:MET:CE	1:D:248:ILE:HG21	2.28	0.55
1:D:189:LYS:HE3	1:D:268:GLU:OE2	2.05	0.55
1:D:153:TYR:CG	1:D:301:TYR:HA	2.41	0.55
1:D:128:MET:HE3	1:D:326:ASP:HA	1.88	0.55
1:D:256:MET:HE3	1:D:286:GLU:HB2	1.88	0.55
1:D:317:SER:O	1:D:320:SER:OG	2.23	0.55
1:D:145:ILE:CG2	1:D:308:PHE:CD2	2.77	0.55
1:D:134:LEU:HD11	1:D:322:CYS:HB3	1.87	0.55
1:D:149:TYR:HE2	1:D:307:ILE:CG2	1.83	0.55
1:D:153:TYR:CG	1:D:301:TYR:HA	2.41	0.55
1:D:225:LYS:O	1:D:228:THR:HG22	2.07	0.55
1:D:149:TYR:CZ	1:D:307:ILE:HG23	2.42	0.55
1:D:153:TYR:HB3	1:D:301:TYR:CB	2.37	0.55
1:D:134:LEU:HD13	1:D:319:ILE:CA	2.37	0.55
1:D:153:TYR:CG	1:D:301:TYR:HA	2.41	0.55
1:D:134:LEU:HD13	1:D:319:ILE:CA	2.37	0.55
1:D:225:LYS:O	1:D:228:THR:HG22	2.06	0.55
1:D:163:MET:HA	1:D:206:TYR:CZ	2.42	0.54
1:D:317:SER:O	1:D:320:SER:OG	2.23	0.54
1:D:134:LEU:HD13	1:D:319:ILE:CA	2.37	0.54
1:D:239:GLN:HB2	1:D:244:TYR:CE2	2.43	0.54
1:D:163:MET:HA	1:D:206:TYR:CZ	2.42	0.54
1:D:153:TYR:HB3	1:D:301:TYR:CB	2.37	0.54
1:D:163:MET:HA	1:D:206:TYR:CZ	2.43	0.54
1:D:149:TYR:CZ	1:D:307:ILE:HG23	2.42	0.54
1:D:163:MET:HA	1:D:206:TYR:CZ	2.42	0.54
1:D:317:SER:O	1:D:320:SER:OG	2.23	0.54
1:D:225:LYS:O	1:D:228:THR:HG22	2.07	0.54
1:D:153:TYR:HB3	1:D:301:TYR:CB	2.37	0.54
1:D:256:MET:HE3	1:D:286:GLU:HB2	1.90	0.54
1:D:149:TYR:HE2	1:D:307:ILE:CG2	1.83	0.54
1:D:239:GLN:HB2	1:D:244:TYR:CE2	2.43	0.54
1:D:239:GLN:HB2	1:D:244:TYR:CE2	2.43	0.54
1:D:239:GLN:HB2	1:D:244:TYR:CE2	2.43	0.54
1:D:153:TYR:HB3	1:D:301:TYR:CB	2.37	0.53
1:D:134:LEU:HD13	1:D:319:ILE:CA	2.37	0.53
1:D:145:ILE:CB	1:D:308:PHE:HB2	2.37	0.53
1:D:145:ILE:CB	1:D:308:PHE:HB2	2.36	0.53

Continued on next page...

Continued from previous page...

Atom-1	Atom-2	Interatomic distance (Å)	Clash overlap (Å)
1:D:149:TYR:CZ	1:D:307:ILE:HG23	2.42	0.53
1:D:163:MET:HG3	1:D:164:TYR:N	2.23	0.53
1:D:134:LEU:HB3	1:D:319:ILE:CG1	2.36	0.52
1:D:328:LEU:O	1:D:332:PHE:N	2.42	0.52
1:D:145:ILE:CB	1:D:308:PHE:HB2	2.37	0.52
1:D:145:ILE:CB	1:D:308:PHE:HB2	2.37	0.52
1:D:328:LEU:O	1:D:332:PHE:N	2.42	0.52
1:D:328:LEU:O	1:D:332:PHE:N	2.42	0.52
1:D:328:LEU:O	1:D:332:PHE:N	2.42	0.52
1:D:317:SER:O	1:D:320:SER:OG	2.23	0.52
1:D:134:LEU:HB3	1:D:319:ILE:CG1	2.35	0.52
1:D:127:GLN:HA	1:D:127:GLN:NE2	2.22	0.51
1:D:163:MET:HG3	1:D:164:TYR:N	2.23	0.51
1:D:134:LEU:HB3	1:D:319:ILE:CG1	2.35	0.51
1:D:134:LEU:HD13	1:D:319:ILE:CG2	2.41	0.51
1:D:163:MET:HG3	1:D:164:TYR:N	2.23	0.51
1:D:153:TYR:HB2	1:D:301:TYR:CG	2.46	0.51
1:D:227:LEU:CD2	1:D:232:GLY:HA2	2.36	0.51
1:D:153:TYR:CB	1:D:301:TYR:CG	2.94	0.50
1:D:153:TYR:HB2	1:D:301:TYR:CG	2.46	0.50
1:D:326:ASP:C	1:D:330:LEU:HG	2.30	0.50
1:D:153:TYR:HB2	1:D:301:TYR:CG	2.46	0.50
1:D:127:GLN:HA	1:D:127:GLN:NE2	2.22	0.50
1:D:250:MET:HA	1:D:250:MET:HE3	1.93	0.50
1:D:250:MET:HA	1:D:250:MET:HE2	1.93	0.50
1:D:234:ILE:HG12	1:D:293:ASN:CG	2.32	0.50
1:D:134:LEU:HD13	1:D:319:ILE:CG2	2.41	0.50
1:D:163:MET:CE	1:D:250:MET:HE1	2.41	0.50
1:D:153:TYR:CB	1:D:301:TYR:CG	2.94	0.50
1:D:153:TYR:HB2	1:D:301:TYR:CG	2.46	0.50
1:D:153:TYR:CB	1:D:301:TYR:CG	2.94	0.50
1:D:234:ILE:HG12	1:D:293:ASN:CG	2.32	0.50
1:D:234:ILE:HG12	1:D:293:ASN:CG	2.32	0.50
1:D:308:PHE:C	1:D:308:PHE:CD1	2.85	0.50
1:D:250:MET:HA	1:D:250:MET:HE3	1.93	0.49
1:D:163:MET:CE	1:D:250:MET:HE1	2.42	0.49
1:D:127:GLN:NE2	1:D:127:GLN:HA	2.22	0.49
1:D:163:MET:CE	1:D:250:MET:HE1	2.42	0.49
1:D:322:CYS:O	1:D:326:ASP:CA	2.60	0.49
1:D:322:CYS:O	1:D:326:ASP:CA	2.60	0.49
1:D:153:TYR:CB	1:D:301:TYR:CG	2.94	0.49

Continued on next page...

Continued from previous page...

Atom-1	Atom-2	Interatomic distance (Å)	Clash overlap (Å)
1:D:327:LYS:O	1:D:331:HIS:CB	2.58	0.49
1:D:327:LYS:O	1:D:331:HIS:N	2.42	0.49
1:D:163:MET:HG3	1:D:164:TYR:N	2.23	0.49
1:D:234:ILE:HG12	1:D:293:ASN:CG	2.32	0.49
1:D:327:LYS:HG2	1:D:331:HIS:ND1	2.28	0.49
1:D:322:CYS:O	1:D:326:ASP:CA	2.60	0.49
1:D:230:LEU:HD13	1:D:230:LEU:C	2.33	0.49
1:D:141:SER:CB	1:D:315:LEU:HD23	2.43	0.49
1:D:230:LEU:HD13	1:D:230:LEU:C	2.33	0.49
1:D:326:ASP:C	1:D:330:LEU:HG	2.30	0.49
1:D:141:SER:CB	1:D:315:LEU:HD23	2.43	0.49
1:D:211:LEU:HD21	1:D:248:ILE:HG12	1.95	0.49
1:D:192:VAL:CG1	1:D:269:VAL:HG12	2.43	0.49
1:D:327:LYS:O	1:D:331:HIS:CB	2.58	0.49
1:D:163:MET:CE	1:D:250:MET:HE1	2.42	0.49
1:D:192:VAL:CG1	1:D:269:VAL:HG12	2.43	0.49
1:D:327:LYS:HG2	1:D:331:HIS:ND1	2.28	0.48
1:D:211:LEU:HD21	1:D:248:ILE:HG12	1.95	0.48
1:D:153:TYR:CD2	1:D:301:TYR:HA	2.48	0.48
1:D:322:CYS:O	1:D:326:ASP:CA	2.60	0.48
1:D:308:PHE:O	1:D:308:PHE:CD1	2.66	0.48
1:D:211:LEU:HD21	1:D:248:ILE:HG12	1.95	0.48
1:D:192:VAL:CG1	1:D:269:VAL:HG12	2.43	0.48
1:D:308:PHE:CD1	1:D:308:PHE:C	2.85	0.48
1:D:256:MET:HE3	1:D:286:GLU:HB2	1.93	0.48
1:D:153:TYR:CD2	1:D:301:TYR:HA	2.48	0.48
1:D:192:VAL:CG1	1:D:269:VAL:HG12	2.43	0.48
1:D:327:LYS:HG2	1:D:331:HIS:ND1	2.28	0.48
1:D:327:LYS:HG2	1:D:331:HIS:ND1	2.28	0.48
1:D:230:LEU:HD13	1:D:230:LEU:C	2.33	0.48
1:D:308:PHE:CD1	1:D:308:PHE:O	2.66	0.48
1:D:308:PHE:CD1	1:D:308:PHE:C	2.85	0.48
1:D:308:PHE:O	1:D:308:PHE:CD1	2.66	0.48
1:D:141:SER:HG	1:D:315:LEU:CD2	2.24	0.48
1:D:308:PHE:C	1:D:308:PHE:CD1	2.85	0.48
1:D:153:TYR:CD2	1:D:301:TYR:HA	2.48	0.48
1:D:271:LEU:HB3	1:D:275:LYS:HG2	1.96	0.48
1:D:141:SER:CB	1:D:315:LEU:HD23	2.43	0.48
1:D:197:LYS:HD3	1:D:197:LYS:HA	1.46	0.48
1:D:129:ILE:CD1	1:D:133:GLU:HG2	2.44	0.48
1:D:153:TYR:CD2	1:D:301:TYR:HA	2.48	0.48

Continued on next page...

Continued from previous page...

Atom-1	Atom-2	Interatomic distance (Å)	Clash overlap (Å)
1:D:153:TYR:O	1:D:157:VAL:HG23	2.14	0.48
1:D:197:LYS:HD3	1:D:197:LYS:HA	1.46	0.48
1:D:129:ILE:CD1	1:D:133:GLU:HG2	2.44	0.48
1:D:211:LEU:HD21	1:D:248:ILE:HG12	1.95	0.48
1:D:327:LYS:O	1:D:331:HIS:CB	2.58	0.48
1:D:134:LEU:HD13	1:D:319:ILE:CG2	2.41	0.48
1:D:145:ILE:HG13	1:D:308:PHE:CB	2.41	0.48
1:D:315:LEU:HD12	1:D:315:LEU:HA	1.78	0.48
1:D:227:LEU:CD2	1:D:232:GLY:HA2	2.36	0.48
1:D:129:ILE:CD1	1:D:133:GLU:HG2	2.44	0.47
1:D:134:LEU:HD13	1:D:319:ILE:CG2	2.41	0.47
1:D:153:TYR:O	1:D:157:VAL:HG23	2.14	0.47
1:D:308:PHE:CD1	1:D:308:PHE:O	2.66	0.47
1:D:163:MET:CE	1:D:248:ILE:HG21	2.28	0.47
1:D:308:PHE:CE1	1:D:312:VAL:CG1	2.98	0.47
1:D:327:LYS:HA	1:D:330:LEU:CD1	2.35	0.47
1:D:286:GLU:OE1	1:D:286:GLU:HA	2.15	0.47
1:D:308:PHE:CE1	1:D:312:VAL:CG1	2.98	0.47
1:D:230:LEU:HD13	1:D:230:LEU:C	2.33	0.47
1:D:322:CYS:O	1:D:325:THR:HG22	2.15	0.47
1:D:251:THR:N	1:D:252:PRO:CD	2.78	0.47
1:D:323:THR:O	1:D:326:ASP:CG	2.53	0.47
1:D:327:LYS:O	1:D:331:HIS:CB	2.58	0.47
1:D:129:ILE:CD1	1:D:133:GLU:HG2	2.44	0.47
1:D:286:GLU:HA	1:D:286:GLU:OE1	2.15	0.47
1:D:271:LEU:HB3	1:D:275:LYS:HG2	1.96	0.47
1:D:286:GLU:HA	1:D:286:GLU:OE1	2.14	0.47
1:D:204:GLU:OE2	1:D:207:LYS:HE3	2.15	0.47
1:D:286:GLU:HA	1:D:286:GLU:OE1	2.15	0.47
1:D:204:GLU:OE2	1:D:207:LYS:HE3	2.15	0.47
1:D:149:TYR:HE2	1:D:307:ILE:CG2	1.83	0.47
1:D:308:PHE:CE1	1:D:312:VAL:CG1	2.98	0.47
1:D:322:CYS:O	1:D:325:THR:HG22	2.15	0.47
1:D:204:GLU:OE2	1:D:207:LYS:HE3	2.15	0.47
1:D:322:CYS:O	1:D:326:ASP:CG	2.53	0.47
1:D:153:TYR:O	1:D:157:VAL:HG23	2.14	0.47
1:D:322:CYS:O	1:D:326:ASP:CG	2.53	0.47
1:D:326:ASP:O	1:D:330:LEU:N	2.44	0.47
1:D:326:ASP:C	1:D:330:LEU:HG	2.30	0.47
1:D:260:LEU:O	1:D:263:LEU:HB2	2.15	0.47
1:D:308:PHE:CE1	1:D:312:VAL:CG1	2.98	0.47

Continued on next page...

Continued from previous page...

Atom-1	Atom-2	Interatomic distance (Å)	Clash overlap (Å)
1:D:271:LEU:HB3	1:D:275:LYS:HG2	1.96	0.47
1:D:322:CYS:O	1:D:325:THR:HG22	2.15	0.47
1:D:163:MET:HE1	1:D:250:MET:HE1	1.96	0.47
1:D:185:GLY:N	1:D:186:ASN:CA	2.67	0.47
1:D:322:CYS:O	1:D:326:ASP:CG	2.53	0.46
1:D:141:SER:CB	1:D:315:LEU:HD23	2.43	0.46
1:D:127:GLN:CA	1:D:127:GLN:NE2	2.78	0.46
1:D:153:TYR:O	1:D:157:VAL:HG23	2.14	0.46
1:D:227:LEU:CD2	1:D:232:GLY:HA2	2.36	0.46
1:D:327:LYS:O	1:D:331:HIS:N	2.41	0.46
1:D:322:CYS:O	1:D:325:THR:HG22	2.15	0.46
1:D:260:LEU:O	1:D:263:LEU:HB2	2.15	0.46
1:D:322:CYS:O	1:D:326:ASP:CG	2.53	0.46
1:D:251:THR:N	1:D:252:PRO:CD	2.78	0.46
1:D:271:LEU:HB3	1:D:275:LYS:HG2	1.96	0.46
1:D:260:LEU:O	1:D:263:LEU:HB2	2.15	0.46
1:D:296:THR:O	1:D:299:GLN:N	2.46	0.46
1:D:229:GLU:C	1:D:300:LYS:HZ1	2.04	0.46
1:D:163:MET:HE1	1:D:250:MET:HE1	1.97	0.46
1:D:251:THR:N	1:D:252:PRO:CD	2.78	0.46
1:D:250:MET:HA	1:D:250:MET:HE2	1.94	0.46
1:D:315:LEU:HA	1:D:315:LEU:HD12	1.78	0.46
1:D:251:THR:N	1:D:252:PRO:CD	2.78	0.46
1:D:203:LYS:O	1:D:207:LYS:N	2.49	0.46
1:D:203:LYS:O	1:D:207:LYS:N	2.49	0.46
1:D:127:GLN:HA	1:D:127:GLN:NE2	2.22	0.46
1:D:308:PHE:HE1	1:D:312:VAL:CG1	2.29	0.46
1:D:266:ASN:HB2	1:D:267:GLY:HA2	1.98	0.46
1:D:323:THR:O	1:D:326:ASP:CG	2.53	0.46
1:D:163:MET:CG	1:D:164:TYR:N	2.79	0.45
1:D:296:THR:O	1:D:299:GLN:N	2.46	0.45
1:D:125:GLY:O	1:D:126:ASP:HB2	2.16	0.45
1:D:203:LYS:O	1:D:207:LYS:N	2.49	0.45
1:D:260:LEU:O	1:D:263:LEU:HB2	2.15	0.45
1:D:326:ASP:O	1:D:330:LEU:N	2.44	0.45
1:D:145:ILE:HG13	1:D:308:PHE:CB	2.41	0.45
1:D:308:PHE:HE1	1:D:312:VAL:CG1	2.29	0.45
1:D:308:PHE:HE1	1:D:312:VAL:CG1	2.29	0.45
1:D:127:GLN:CA	1:D:127:GLN:NE2	2.78	0.45
1:D:163:MET:CG	1:D:164:TYR:N	2.80	0.45
1:D:204:GLU:OE2	1:D:207:LYS:HE3	2.15	0.45

Continued on next page...

Continued from previous page...

Atom-1	Atom-2	Interatomic distance (Å)	Clash overlap (Å)
1:D:308:PHE:HE1	1:D:312:VAL:CG1	2.29	0.45
1:D:315:LEU:HA	1:D:315:LEU:HD12	1.78	0.45
1:D:288:GLU:HA	1:D:291:LYS:HB2	1.99	0.45
1:D:288:GLU:HA	1:D:291:LYS:HB2	1.99	0.45
1:D:288:GLU:HA	1:D:291:LYS:HB2	1.99	0.45
1:D:125:GLY:O	1:D:126:ASP:HB2	2.16	0.45
1:D:163:MET:CG	1:D:164:TYR:N	2.79	0.45
1:D:207:LYS:CB	1:D:207:LYS:NZ	2.80	0.45
1:D:129:ILE:CG1	1:D:133:GLU:HB3	2.46	0.45
1:D:308:PHE:CE1	1:D:312:VAL:HG11	2.52	0.45
1:D:125:GLY:O	1:D:126:ASP:HB2	2.16	0.45
1:D:227:LEU:CD2	1:D:232:GLY:HA2	2.36	0.45
1:D:203:LYS:O	1:D:207:LYS:N	2.49	0.45
1:D:125:GLY:O	1:D:126:ASP:HB2	2.16	0.45
1:D:288:GLU:HA	1:D:291:LYS:HB2	1.99	0.45
1:D:174:LEU:O	1:D:178:ILE:HG12	2.17	0.45
1:D:220:GLN:HB2	1:D:244:TYR:CD1	2.52	0.45
1:D:266:ASN:HB2	1:D:267:GLY:HA2	1.98	0.45
1:D:192:VAL:CG2	1:D:193:ASN:N	2.80	0.45
1:D:328:LEU:CA	1:D:331:HIS:HB2	2.47	0.45
1:D:308:PHE:CE1	1:D:312:VAL:HG11	2.52	0.45
1:D:256:MET:HE3	1:D:286:GLU:HB2	1.98	0.45
1:D:128:MET:SD	1:D:325:THR:CG2	3.01	0.44
1:D:323:THR:O	1:D:326:ASP:CG	2.53	0.44
1:D:328:LEU:CA	1:D:331:HIS:HB2	2.47	0.44
1:D:326:ASP:C	1:D:330:LEU:HG	2.30	0.44
1:D:174:LEU:O	1:D:178:ILE:HG12	2.17	0.44
1:D:207:LYS:CB	1:D:207:LYS:NZ	2.80	0.44
1:D:192:VAL:CG2	1:D:193:ASN:N	2.80	0.44
1:D:207:LYS:HB3	1:D:207:LYS:HZ3	1.82	0.44
1:D:127:GLN:NE2	1:D:127:GLN:CA	2.78	0.44
1:D:296:THR:O	1:D:299:GLN:N	2.46	0.44
1:D:266:ASN:HB2	1:D:267:GLY:HA2	1.98	0.44
1:D:199:LEU:HA	1:D:199:LEU:HD23	1.81	0.44
1:D:327:LYS:O	1:D:331:HIS:N	2.42	0.44
1:D:328:LEU:CA	1:D:331:HIS:HB2	2.47	0.44
1:D:217:THR:HB	1:D:243:GLY:HA3	2.00	0.44
1:D:240:LYS:O	1:D:241:ASN:HB2	2.18	0.44
1:D:207:LYS:NZ	1:D:207:LYS:CB	2.80	0.44
1:D:308:PHE:CE1	1:D:312:VAL:HG11	2.52	0.44
1:D:174:LEU:O	1:D:178:ILE:HG12	2.17	0.44

Continued on next page...

Continued from previous page...

Atom-1	Atom-2	Interatomic distance (Å)	Clash overlap (Å)
1:D:220:GLN:HB2	1:D:244:TYR:CD1	2.52	0.44
1:D:220:GLN:HB2	1:D:244:TYR:CD1	2.52	0.44
1:D:128:MET:HE3	1:D:326:ASP:HA	1.96	0.44
1:D:229:GLU:C	1:D:300:LYS:HZ2	2.14	0.44
1:D:296:THR:O	1:D:299:GLN:N	2.46	0.44
1:D:327:LYS:HA	1:D:330:LEU:CD1	2.35	0.44
1:D:163:MET:CG	1:D:164:TYR:N	2.80	0.44
1:D:288:GLU:OE2	1:D:291:LYS:NZ	2.41	0.44
1:D:308:PHE:CE1	1:D:312:VAL:HG11	2.52	0.44
1:D:174:LEU:O	1:D:178:ILE:HG12	2.17	0.44
1:D:192:VAL:CG2	1:D:193:ASN:N	2.80	0.44
1:D:226:TRP:HA	1:D:229:GLU:OE1	2.18	0.44
1:D:329:PHE:HB3	1:D:332:PHE:CE1	2.53	0.44
1:D:226:TRP:HA	1:D:229:GLU:OE1	2.18	0.44
1:D:207:LYS:NZ	1:D:207:LYS:CB	2.80	0.44
1:D:226:TRP:HA	1:D:229:GLU:OE1	2.18	0.44
1:D:153:TYR:HB3	1:D:301:TYR:CG	2.53	0.44
1:D:149:TYR:CE2	1:D:304:ALA:HA	2.49	0.44
1:D:147:GLU:CG	1:D:151:LYS:NZ	2.81	0.44
1:D:153:TYR:HB3	1:D:301:TYR:CG	2.53	0.44
1:D:250:MET:HE3	1:D:250:MET:HA	1.98	0.44
1:D:327:LYS:HA	1:D:330:LEU:CD1	2.35	0.44
1:D:129:ILE:CG1	1:D:133:GLU:HB3	2.46	0.44
1:D:220:GLN:HB2	1:D:244:TYR:CD1	2.52	0.44
1:D:240:LYS:O	1:D:241:ASN:HB2	2.17	0.44
1:D:153:TYR:HB3	1:D:301:TYR:CG	2.53	0.44
1:D:197:LYS:HD3	1:D:197:LYS:HA	1.46	0.44
1:D:147:GLU:CG	1:D:151:LYS:NZ	2.81	0.43
1:D:192:VAL:CG2	1:D:193:ASN:N	2.80	0.43
1:D:217:THR:HB	1:D:243:GLY:HA3	2.00	0.43
1:D:240:LYS:O	1:D:241:ASN:HB2	2.18	0.43
1:D:329:PHE:HB3	1:D:332:PHE:CE1	2.53	0.43
1:D:167:PHE:HB2	1:D:202:LEU:HD21	2.00	0.43
1:D:323:THR:O	1:D:326:ASP:CG	2.53	0.43
1:D:327:LYS:CA	1:D:330:LEU:HD12	2.37	0.43
1:D:329:PHE:HB3	1:D:332:PHE:CE1	2.53	0.43
1:D:207:LYS:HB3	1:D:207:LYS:NZ	2.33	0.43
1:D:207:LYS:NZ	1:D:207:LYS:HB3	2.34	0.43
1:D:167:PHE:HB2	1:D:202:LEU:HD21	2.00	0.43
1:D:207:LYS:NZ	1:D:207:LYS:HB3	2.33	0.43
1:D:226:TRP:HA	1:D:229:GLU:OE1	2.18	0.43

Continued on next page...

Continued from previous page...

Atom-1	Atom-2	Interatomic distance (Å)	Clash overlap (Å)
1:D:220:GLN:HB2	1:D:244:TYR:CE1	2.54	0.43
1:D:217:THR:O	1:D:218:VAL:HG13	2.19	0.43
1:D:207:LYS:HZ3	1:D:207:LYS:HB3	1.83	0.43
1:D:217:THR:HB	1:D:243:GLY:HA3	2.00	0.43
1:D:250:MET:HE3	1:D:250:MET:HA	1.99	0.43
1:D:149:TYR:CE2	1:D:304:ALA:HA	2.49	0.43
1:D:329:PHE:HB3	1:D:332:PHE:CE1	2.53	0.43
1:D:134:LEU:HD22	1:D:319:ILE:HA	2.01	0.43
1:D:220:GLN:HB2	1:D:244:TYR:CE1	2.54	0.43
1:D:220:GLN:HB2	1:D:244:TYR:CE1	2.54	0.43
1:D:220:GLN:HB2	1:D:244:TYR:CE1	2.54	0.43
1:D:163:MET:HE1	1:D:250:MET:HE1	2.00	0.43
1:D:217:THR:HB	1:D:243:GLY:HA3	2.00	0.43
1:D:129:ILE:CG1	1:D:133:GLU:HB3	2.46	0.43
1:D:147:GLU:CG	1:D:151:LYS:NZ	2.81	0.43
1:D:294:LEU:HD12	1:D:294:LEU:C	2.40	0.43
1:D:155:HIS:CE1	1:D:214:ALA:HA	2.54	0.43
1:D:217:THR:O	1:D:218:VAL:HG13	2.19	0.43
1:D:153:TYR:HB3	1:D:301:TYR:CG	2.53	0.43
1:D:217:THR:O	1:D:218:VAL:HG13	2.19	0.43
1:D:240:LYS:O	1:D:241:ASN:HB2	2.18	0.43
1:D:127:GLN:CA	1:D:127:GLN:NE2	2.78	0.42
1:D:266:ASN:HB2	1:D:267:GLY:HA2	1.98	0.42
1:D:217:THR:O	1:D:218:VAL:HG13	2.19	0.42
1:D:167:PHE:HB2	1:D:202:LEU:HD21	2.00	0.42
1:D:134:LEU:HD22	1:D:319:ILE:HA	2.01	0.42
1:D:129:ILE:CD1	1:D:133:GLU:HB3	2.49	0.42
1:D:207:LYS:NZ	1:D:207:LYS:HB3	2.33	0.42
1:D:153:TYR:CE2	1:D:300:LYS:O	2.72	0.42
1:D:153:TYR:CE2	1:D:300:LYS:O	2.72	0.42
1:D:150:LEU:HD23	1:D:301:TYR:CE1	2.55	0.42
1:D:129:ILE:CD1	1:D:133:GLU:CD	2.58	0.42
1:D:294:LEU:C	1:D:294:LEU:HD12	2.40	0.42
1:D:149:TYR:CE2	1:D:304:ALA:HA	2.49	0.42
1:D:193:ASN:HB2	1:D:267:GLY:HA3	2.02	0.42
1:D:153:TYR:CE2	1:D:300:LYS:O	2.72	0.42
1:D:150:LEU:HD23	1:D:301:TYR:CE1	2.55	0.42
1:D:149:TYR:CE2	1:D:304:ALA:HA	2.49	0.42
1:D:150:LEU:HD23	1:D:301:TYR:CE1	2.55	0.42
1:D:328:LEU:CA	1:D:331:HIS:HB2	2.47	0.42
1:D:167:PHE:HB2	1:D:202:LEU:HD21	2.00	0.42

Continued on next page...

Continued from previous page...

Atom-1	Atom-2	Interatomic distance (Å)	Clash overlap (Å)
1:D:128:MET:HE3	1:D:326:ASP:HA	1.99	0.42
1:D:153:TYR:CE2	1:D:300:LYS:O	2.72	0.42
1:D:193:ASN:HB2	1:D:267:GLY:HA3	2.02	0.42
1:D:129:ILE:CD1	1:D:133:GLU:HB3	2.49	0.42
1:D:147:GLU:CG	1:D:151:LYS:NZ	2.81	0.42
1:D:193:ASN:HB2	1:D:267:GLY:HA3	2.02	0.42
1:D:311:LEU:HA	1:D:311:LEU:HD23	1.87	0.42
1:D:134:LEU:HD22	1:D:319:ILE:HA	2.01	0.42
1:D:129:ILE:CD1	1:D:133:GLU:HB3	2.49	0.42
1:D:128:MET:SD	1:D:325:THR:CG2	3.01	0.42
1:D:250:MET:HA	1:D:250:MET:HE2	1.99	0.42
1:D:146:ASN:O	1:D:151:LYS:HG3	2.20	0.42
1:D:197:LYS:HD3	1:D:200:GLU:OE2	2.20	0.42
1:D:155:HIS:CE1	1:D:214:ALA:HA	2.54	0.42
1:D:146:ASN:O	1:D:151:LYS:HG3	2.20	0.42
1:D:150:LEU:HD23	1:D:301:TYR:CE1	2.55	0.42
1:D:197:LYS:HD3	1:D:200:GLU:OE2	2.20	0.42
1:D:155:HIS:CE1	1:D:214:ALA:HA	2.54	0.42
1:D:155:HIS:CE1	1:D:214:ALA:HA	2.54	0.41
1:D:146:ASN:O	1:D:151:LYS:HG3	2.20	0.41
1:D:294:LEU:C	1:D:294:LEU:HD12	2.40	0.41
1:D:207:LYS:HB3	1:D:207:LYS:HZ3	1.85	0.41
1:D:250:MET:HE2	1:D:250:MET:HA	1.99	0.41
1:D:128:MET:SD	1:D:325:THR:CG2	3.01	0.41
1:D:134:LEU:HD22	1:D:319:ILE:HA	2.01	0.41
1:D:179:SER:HA	1:D:180:PRO:HD3	1.80	0.41
1:D:129:ILE:CD1	1:D:133:GLU:HB3	2.49	0.41
1:D:149:TYR:CD2	1:D:304:ALA:O	2.74	0.41
1:D:197:LYS:HD3	1:D:197:LYS:HA	1.46	0.41
1:D:229:GLU:C	1:D:300:LYS:HZ2	2.14	0.41
1:D:146:ASN:O	1:D:151:LYS:HG3	2.20	0.41
1:D:149:TYR:CD2	1:D:304:ALA:O	2.74	0.41
1:D:327:LYS:O	1:D:331:HIS:N	2.41	0.41
1:D:193:ASN:HB2	1:D:267:GLY:HA3	2.02	0.41
1:D:197:LYS:HD3	1:D:200:GLU:OE2	2.20	0.41
1:D:129:ILE:HD11	1:D:133:GLU:HG2	2.02	0.41
1:D:197:LYS:HD3	1:D:200:GLU:OE2	2.20	0.41
1:D:195:LEU:HD23	1:D:260:LEU:HD21	2.03	0.41
1:D:129:ILE:CG1	1:D:133:GLU:HB3	2.46	0.41
1:D:205:LYS:HG2	1:D:206:TYR:CE2	2.56	0.41
1:D:294:LEU:C	1:D:294:LEU:HD12	2.40	0.41

Continued on next page...

Continued from previous page...

Atom-1	Atom-2	Interatomic distance (Å)	Clash overlap (Å)
1:D:128:MET:SD	1:D:325:THR:CG2	3.01	0.40
1:D:327:LYS:CA	1:D:330:LEU:HD12	2.37	0.40
1:D:205:LYS:HG2	1:D:206:TYR:CE2	2.56	0.40
1:D:179:SER:HA	1:D:180:PRO:HD3	1.80	0.40
1:D:327:LYS:CA	1:D:330:LEU:HD12	2.37	0.40
1:D:149:TYR:CD2	1:D:304:ALA:O	2.74	0.40
1:D:326:ASP:O	1:D:330:LEU:N	2.44	0.40
1:D:327:LYS:CA	1:D:330:LEU:HD12	2.37	0.40
1:D:163:MET:CE	1:D:248:ILE:HG21	2.28	0.40
1:D:149:TYR:CD2	1:D:304:ALA:O	2.74	0.40
1:D:205:LYS:HG2	1:D:206:TYR:CE2	2.56	0.40

There are no symmetry-related clashes.

5.3 Torsion angles [i](#)

5.3.1 Protein backbone [i](#)

In the following table, the Percentiles column shows the percent Ramachandran outliers of the chain as a percentile score with respect to all PDB entries followed by that with respect to all EM entries.

The Analysed column shows the number of residues for which the backbone conformation was analysed, and the total number of residues.

Mol	Chain	Analysed	Favoured	Allowed	Outliers	Percentiles	
1	1-D	206/208 (99%)	184 (89%)	18 (9%)	4 (2%)	10	4
1	2-D	206/208 (99%)	184 (89%)	18 (9%)	4 (2%)	10	4
1	3-D	206/208 (99%)	184 (89%)	18 (9%)	4 (2%)	10	4
1	4-D	206/208 (99%)	184 (89%)	18 (9%)	4 (2%)	10	4
All	All	824/832 (99%)	736 (89%)	72 (9%)	16 (2%)	14	4

All (16) Ramachandran outliers are listed below:

Mol	Chain	Res	Type
1	1-D	126	ASP
1	1-D	241	ASN
1	2-D	126	ASP
1	2-D	241	ASN

Continued on next page...

Continued from previous page...

Mol	Chain	Res	Type
1	3-D	126	ASP
1	3-D	241	ASN
1	4-D	126	ASP
1	4-D	241	ASN
1	1-D	182	GLY
1	2-D	182	GLY
1	3-D	182	GLY
1	4-D	182	GLY
1	1-D	181	GLY
1	2-D	181	GLY
1	3-D	181	GLY
1	4-D	181	GLY

5.3.2 Protein sidechains ⓘ

In the following table, the Percentiles column shows the percent sidechain outliers of the chain as a percentile score with respect to all PDB entries followed by that with respect to all EM entries.

The Analysed column shows the number of residues for which the sidechain conformation was analysed, and the total number of residues.

Mol	Chain	Analysed	Rotameric	Outliers	Percentiles	
1	1-D	181/181 (100%)	142 (78%)	39 (22%)	1	0
1	2-D	181/181 (100%)	142 (78%)	39 (22%)	1	0
1	3-D	181/181 (100%)	142 (78%)	39 (22%)	1	0
1	4-D	181/181 (100%)	142 (78%)	39 (22%)	1	0
All	All	724/724 (100%)	568 (78%)	156 (22%)	4	0

All (156) residues with a non-rotameric sidechain are listed below:

Mol	Chain	Res	Type
1	1-D	126	ASP
1	1-D	127	GLN
1	1-D	147	GLU
1	1-D	159	SER
1	1-D	163	MET
1	1-D	178	ILE
1	1-D	179	SER
1	1-D	186	ASN
1	1-D	187	SER

Continued on next page...

Continued from previous page...

Mol	Chain	Res	Type
1	1-D	197	LYS
1	1-D	207	LYS
1	1-D	209	LYS
1	1-D	222	GLN
1	1-D	227	LEU
1	1-D	230	LEU
1	1-D	237	VAL
1	1-D	238	SER
1	1-D	245	VAL
1	1-D	259	SER
1	1-D	266	ASN
1	1-D	270	VAL
1	1-D	271	LEU
1	1-D	291	LYS
1	1-D	294	LEU
1	1-D	295	GLN
1	1-D	297	LEU
1	1-D	299	GLN
1	1-D	300	LYS
1	1-D	302	SER
1	1-D	305	ASN
1	1-D	306	SER
1	1-D	308	PHE
1	1-D	310	ASN
1	1-D	311	LEU
1	1-D	314	VAL
1	1-D	315	LEU
1	1-D	325	THR
1	1-D	329	PHE
1	1-D	331	HIS
1	2-D	126	ASP
1	2-D	127	GLN
1	2-D	147	GLU
1	2-D	159	SER
1	2-D	163	MET
1	2-D	178	ILE
1	2-D	179	SER
1	2-D	186	ASN
1	2-D	187	SER
1	2-D	197	LYS
1	2-D	207	LYS
1	2-D	209	LYS

Continued on next page...

Continued from previous page...

Mol	Chain	Res	Type
1	2-D	222	GLN
1	2-D	227	LEU
1	2-D	230	LEU
1	2-D	237	VAL
1	2-D	238	SER
1	2-D	245	VAL
1	2-D	259	SER
1	2-D	266	ASN
1	2-D	270	VAL
1	2-D	271	LEU
1	2-D	291	LYS
1	2-D	294	LEU
1	2-D	295	GLN
1	2-D	297	LEU
1	2-D	299	GLN
1	2-D	300	LYS
1	2-D	302	SER
1	2-D	305	ASN
1	2-D	306	SER
1	2-D	308	PHE
1	2-D	310	ASN
1	2-D	311	LEU
1	2-D	314	VAL
1	2-D	315	LEU
1	2-D	325	THR
1	2-D	329	PHE
1	2-D	331	HIS
1	3-D	126	ASP
1	3-D	127	GLN
1	3-D	147	GLU
1	3-D	159	SER
1	3-D	163	MET
1	3-D	178	ILE
1	3-D	179	SER
1	3-D	186	ASN
1	3-D	187	SER
1	3-D	197	LYS
1	3-D	207	LYS
1	3-D	209	LYS
1	3-D	222	GLN
1	3-D	227	LEU
1	3-D	230	LEU

Continued on next page...

Continued from previous page...

Mol	Chain	Res	Type
1	3-D	237	VAL
1	3-D	238	SER
1	3-D	245	VAL
1	3-D	259	SER
1	3-D	266	ASN
1	3-D	270	VAL
1	3-D	271	LEU
1	3-D	291	LYS
1	3-D	294	LEU
1	3-D	295	GLN
1	3-D	297	LEU
1	3-D	299	GLN
1	3-D	300	LYS
1	3-D	302	SER
1	3-D	305	ASN
1	3-D	306	SER
1	3-D	308	PHE
1	3-D	310	ASN
1	3-D	311	LEU
1	3-D	314	VAL
1	3-D	315	LEU
1	3-D	325	THR
1	3-D	329	PHE
1	3-D	331	HIS
1	4-D	126	ASP
1	4-D	127	GLN
1	4-D	147	GLU
1	4-D	159	SER
1	4-D	163	MET
1	4-D	178	ILE
1	4-D	179	SER
1	4-D	186	ASN
1	4-D	187	SER
1	4-D	197	LYS
1	4-D	207	LYS
1	4-D	209	LYS
1	4-D	222	GLN
1	4-D	227	LEU
1	4-D	230	LEU
1	4-D	237	VAL
1	4-D	238	SER
1	4-D	245	VAL

Continued on next page...

Continued from previous page...

Mol	Chain	Res	Type
1	4-D	259	SER
1	4-D	266	ASN
1	4-D	270	VAL
1	4-D	271	LEU
1	4-D	291	LYS
1	4-D	294	LEU
1	4-D	295	GLN
1	4-D	297	LEU
1	4-D	299	GLN
1	4-D	300	LYS
1	4-D	302	SER
1	4-D	305	ASN
1	4-D	306	SER
1	4-D	308	PHE
1	4-D	310	ASN
1	4-D	311	LEU
1	4-D	314	VAL
1	4-D	315	LEU
1	4-D	325	THR
1	4-D	329	PHE
1	4-D	331	HIS

Some sidechains can be flipped to improve hydrogen bonding and reduce clashes. All (16) such sidechains are listed below:

Mol	Chain	Res	Type
1	1-D	127	GLN
1	1-D	131	HIS
1	1-D	310	ASN
1	1-D	331	HIS
1	2-D	127	GLN
1	2-D	131	HIS
1	2-D	310	ASN
1	2-D	331	HIS
1	3-D	127	GLN
1	3-D	131	HIS
1	3-D	310	ASN
1	3-D	331	HIS
1	4-D	127	GLN
1	4-D	131	HIS
1	4-D	310	ASN
1	4-D	331	HIS

5.3.3 RNA [i](#)

There are no RNA molecules in this entry.

5.4 Non-standard residues in protein, DNA, RNA chains [i](#)

There are no non-standard protein/DNA/RNA residues in this entry.

5.5 Carbohydrates [i](#)

There are no carbohydrates in this entry.

5.6 Ligand geometry [i](#)

There are no ligands in this entry.

5.7 Other polymers [i](#)

There are no such residues in this entry.

5.8 Polymer linkage issues [i](#)

There are no chain breaks in this entry.