



Full wwPDB X-ray Structure Validation Report ⓘ

Feb 1, 2016 – 01:42 AM GMT

PDB ID : 2DY4
Title : Crystal structure of RB69 GP43 in complex with DNA containing Thymine Glycol
Authors : Aller, P.; Rould, M.A.; Hogg, M.; Wallace, S.S.; Doublet, S.
Deposited on : 2006-09-06
Resolution : 2.65 Å(reported)

This is a Full wwPDB X-ray Structure Validation Report for a publicly released PDB entry.
We welcome your comments at validation@mail.wwpdb.org
A user guide is available at
<http://wwpdb.org/validation/2016/XrayValidationReportHelp>
with specific help available everywhere you see the ⓘ symbol.

The following versions of software and data (see [references ⓘ](#)) were used in the production of this report:

MolProbity : 4.02b-467
Mogul : 1.7 (RC4), CSD as536be (2015)
Xtriage (Phenix) : 1.9-1692
EDS : rb-20026688
Percentile statistics : 20151230.v01 (using entries in the PDB archive December 30th 2015)
Refmac : 5.8.0135
CCP4 : 6.5.0
Ideal geometry (proteins) : Engh & Huber (2001)
Ideal geometry (DNA, RNA) : Parkinson et al. (1996)
Validation Pipeline (wwPDB-VP) : trunk26865

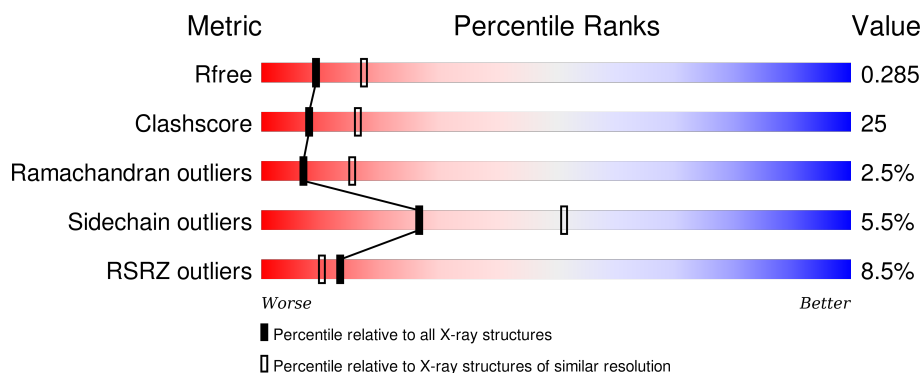
1 Overall quality at a glance

The following experimental techniques were used to determine the structure:

X-RAY DIFFRACTION

The reported resolution of this entry is 2.65 Å.

Percentile scores (ranging between 0-100) for global validation metrics of the entry are shown in the following graphic. The table shows the number of entries on which the scores are based.



Metric	Whole archive (#Entries)	Similar resolution (#Entries, resolution range(Å))
R_{free}	91344	3152 (2.70-2.62)
Clashscore	102246	3524 (2.70-2.62)
Ramachandran outliers	100387	3469 (2.70-2.62)
Sidechain outliers	100360	3469 (2.70-2.62)
RSRZ outliers	91569	3161 (2.70-2.62)

The table below summarises the geometric issues observed across the polymeric chains and their fit to the electron density. The red, orange, yellow and green segments on the lower bar indicate the fraction of residues that contain outliers for ≥ 3 , 2, 1 and 0 types of geometric quality criteria. A grey segment represents the fraction of residues that are not modelled. The numeric value for each fraction is indicated below the corresponding segment, with a dot representing fractions $\leq 5\%$. The upper red bar (where present) indicates the fraction of residues that have poor fit to the electron density. The numeric value is given above the bar.

Mol	Chain	Length	Quality of chain
1	E	18	<div> <div>11%</div> <div>6%</div> <div>89%</div> <div>6%</div> </div>
1	G	18	<div> <div>22%</div> <div>72%</div> <div>6%</div> </div>
1	I	18	<div> <div>11%</div> <div>78%</div> <div>11%</div> </div>
1	K	18	<div> <div>56%</div> <div>100%</div> </div>
2	F	15	<div> <div>20%</div> <div>7%</div> <div>87%</div> <div>7%</div> </div>

Continued on next page...

Continued from previous page...

Mol	Chain	Length	Quality of chain
2	H	15	<div><div></div><div>13%80%7%</div></div>
2	J	15	<div><div></div><div>93%7%</div></div>
2	L	15	<div><div></div><div>60%7%87%7%</div></div>
3	A	903	<div><div></div><div>6%59%37%. </div></div>
3	B	903	<div><div></div><div>5%63%32%. . </div></div>
3	C	903	<div><div></div><div>4%64%32%. </div></div>
3	D	903	<div><div></div><div>17%47%45%6%. </div></div>

2 Entry composition [i](#)

There are 4 unique types of molecules in this entry. The entry contains 31943 atoms, of which 0 are hydrogens and 0 are deuteriums.

In the tables below, the ZeroOcc column contains the number of atoms modelled with zero occupancy, the AltConf column contains the number of residues with at least one atom in alternate conformation and the Trace column contains the number of residues modelled with at most 2 atoms.

- Molecule 1 is a DNA chain called 5'-D(*CP*GP*(CTG)P*GP*GP*AP*AP*TP*GP*A*CP*AP*GP*CP*CP*GP*CP*G)-3'.

Mol	Chain	Residues	Atoms					ZeroOcc	AltConf	Trace
1	E	17	Total	C	N	O	P	0	0	0
			348	165	69	99	15			
1	G	18	Total	C	N	O	P	0	0	0
			372	175	74	106	17			
1	I	18	Total	C	N	O	P	0	0	0
			372	175	74	106	17			
1	K	18	Total	C	N	O	P	0	0	0
			372	175	74	106	17			

- Molecule 2 is a DNA chain called 5'-D(*GP*CP*GP*GP*CP*TP*GP*T*CP*AP*TP*TP*CP*CP*A)-3'.

Mol	Chain	Residues	Atoms					ZeroOcc	AltConf	Trace
2	F	14	Total	C	N	O	P	0	0	0
			276	133	51	80	12			
2	H	15	Total	C	N	O	P	0	0	0
			299	143	53	89	14			
2	J	15	Total	C	N	O	P	0	0	0
			299	143	53	89	14			
2	L	15	Total	C	N	O	P	0	0	0
			299	143	53	89	14			

- Molecule 3 is a protein called DNA polymerase.

Mol	Chain	Residues	Atoms						ZeroOcc	AltConf	Trace
3	A	902	Total	C	N	O	S	Se	0	0	0
			7302	4689	1213	1367	8	25			
3	B	888	Total	C	N	O	S	Se	0	0	0
			7175	4608	1193	1341	8	25			
3	C	900	Total	C	N	O	S	Se	0	0	0
			7300	4683	1214	1370	8	25			

Continued on next page...

Continued from previous page...

Mol	Chain	Residues	Atoms						ZeroOcc	AltConf	Trace
3	D	890	Total	C	N	O	S	Se	0	0	0
			6923	4449	1130	1313	8	23			

There are 8 discrepancies between the modelled and reference sequences:

Chain	Residue	Modelled	Actual	Comment	Reference
A	222	ALA	ASP	ENGINEERED	UNP Q38087
A	327	ALA	ASP	ENGINEERED	UNP Q38087
B	222	ALA	ASP	ENGINEERED	UNP Q38087
B	327	ALA	ASP	ENGINEERED	UNP Q38087
C	222	ALA	ASP	ENGINEERED	UNP Q38087
C	327	ALA	ASP	ENGINEERED	UNP Q38087
D	222	ALA	ASP	ENGINEERED	UNP Q38087
D	327	ALA	ASP	ENGINEERED	UNP Q38087

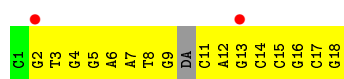
- Molecule 4 is water.

Mol	Chain	Residues	Atoms		ZeroOcc	AltConf
4	E	9	Total	O	0	0
			9	9		
4	F	5	Total	O	0	0
			5	5		
4	G	18	Total	O	0	0
			18	18		
4	H	9	Total	O	0	0
			9	9		
4	I	17	Total	O	0	0
			17	17		
4	J	4	Total	O	0	0
			4	4		
4	K	5	Total	O	0	0
			5	5		
4	L	2	Total	O	0	0
			2	2		
4	A	117	Total	O	0	0
			117	117		
4	B	205	Total	O	0	0
			205	205		
4	C	160	Total	O	0	0
			160	160		
4	D	55	Total	O	0	0
			55	55		


3 Residue-property plots

These plots are drawn for all protein, RNA and DNA chains in the entry. The first graphic for a chain summarises the proportions of errors displayed in the second graphic. The second graphic shows the sequence view annotated by issues in geometry and electron density. Residues are color-coded according to the number of geometric quality criteria for which they contain at least one outlier: green = 0, yellow = 1, orange = 2 and red = 3 or more. A red dot above a residue indicates a poor fit to the electron density (RSRZ > 2). Stretches of 2 or more consecutive residues without any outlier are shown as a green connector. Residues present in the sample, but not in the model, are shown in grey.

- Molecule 1: 5'-D(*CP*GP*(CTG)P*GP*GP*AP*AP*TP*GP*A*CP*AP*GP*CP*CP*GP*CP*G)-3'



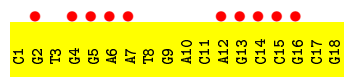
- Molecule 1: 5'-D(*CP*GP*(CTG)P*GP*GP*AP*AP*TP*GP*A*CP*AP*GP*CP*CP*GP*CP*G)-3'



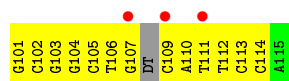
- Molecule 1: 5'-D(*CP*GP*(CTG)P*GP*GP*AP*AP*TP*GP*A*CP*AP*GP*CP*CP*GP*CP*G)-3'



- Molecule 1: 5'-D(*CP*GP*(CTG)P*GP*GP*AP*AP*TP*GP*A*CP*AP*GP*CP*CP*GP*CP*G)-3'



- Molecule 2: 5'-D(*GP*CP*GP*GP*CP*TP*GP*T*CP*AP*TP*TP*CP*CP*A)-3'



- Molecule 2: 5'-D(*GP*CP*GP*GP*CP*TP*GP*T*CP*AP*TP*TP*CP*CP*A)-3'

Chain H: 

G101
C102
G103
C104
C105
T106
G107
T108
C109
A110
T111
T112
C113
C114
A115

- Molecule 2: 5'-D(*GP*CP*GP*GP*CP*TP*GP*T*CP*AP*TP*TP*CP*CP*A)-3'

Chain J: 

G101
C102
G103
G104
C105
T106
G107
T108
C109
A110
T111
T112
C113
C114
A115

- Molecule 2: 5'-D(*GP*CP*GP*GP*CP*TP*GP*T*CP*AP*TP*TP*CP*CP*A)-3'

Chain L: 

G101
C102
G103
G104
C105
T106
G107
T108
C109
A110
T111
T112
C113
C114
A115

- Molecule 3: DNA polymerase

Chain A: 

H1
K2
E3
L6
G10
H11
G12
D13
S14
F15
F16
E17
D21
R25
E26
K27
T28
R29
E32
S36
L37
O41
D51
P56
C57
T58
N64
M65
R66
D67
W71
I72
M75
E76
E81
A82
L83
S84
M85
D86
L90
E100
I101
K102
Y103

D104
H105
T106
N112
F113
E116
P120
D121
E125
P126
A129
K130
H131
P132
A135
S154
P155
Y156
G157
V159
S163
L170
Q171
D176
E177
E181
N193
K195
L196
L197
L198
M199
L202
N203
F204
W205
Q206
Q207
K208
V211
I212
L213
W216

N217
V219
F221
A222
I223
P224
Y225
K229
L230
K231
F234
E235
E236
K240
K241
L242
H245
K251
E254
N255
M256
Y257
G258
S259
I262
S269
Y273
S287
D291
Y292
L293
S294
L298
N299
V300
G301
G302
L303
K304
P308
K311
H317
Q318
R319

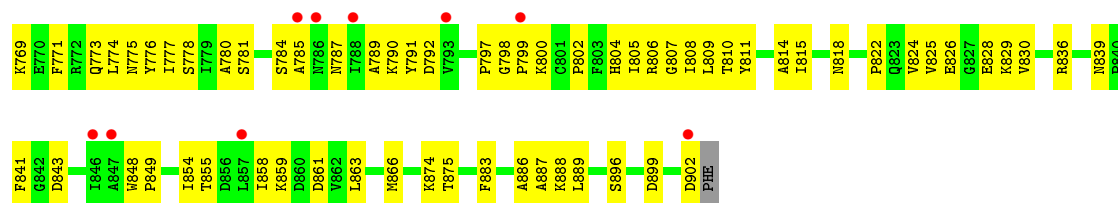
I326
R330
V331
L332
D335
R338
Q339
F340
D346
M347
Y349
I353
S357
V358
F359
P360
G361
I362
D366
A367
L373
Q376
N377
V378
V379
I380
Q381
Q382
H386
P387
V388
Q389
P390
Y391
P392
G393
A394
F395
V396
K397
E398
P399
I400
P401
M402
R403
Y404
K405

Y406
V407
M408
S409
F410
D411
L412
T413
S414
L415
I419
Q422
V423
L439
I443
S455
C456
S457
P458
D466
R467
L468
V471
P472
T476
K477
F478
F479
M480
Q481
K482
K483
E484
H485
K486
M489
L490
A491
A492
Q493
R494
M495
G496
E497
I498
I499
K500
E501
A502
L503
H504

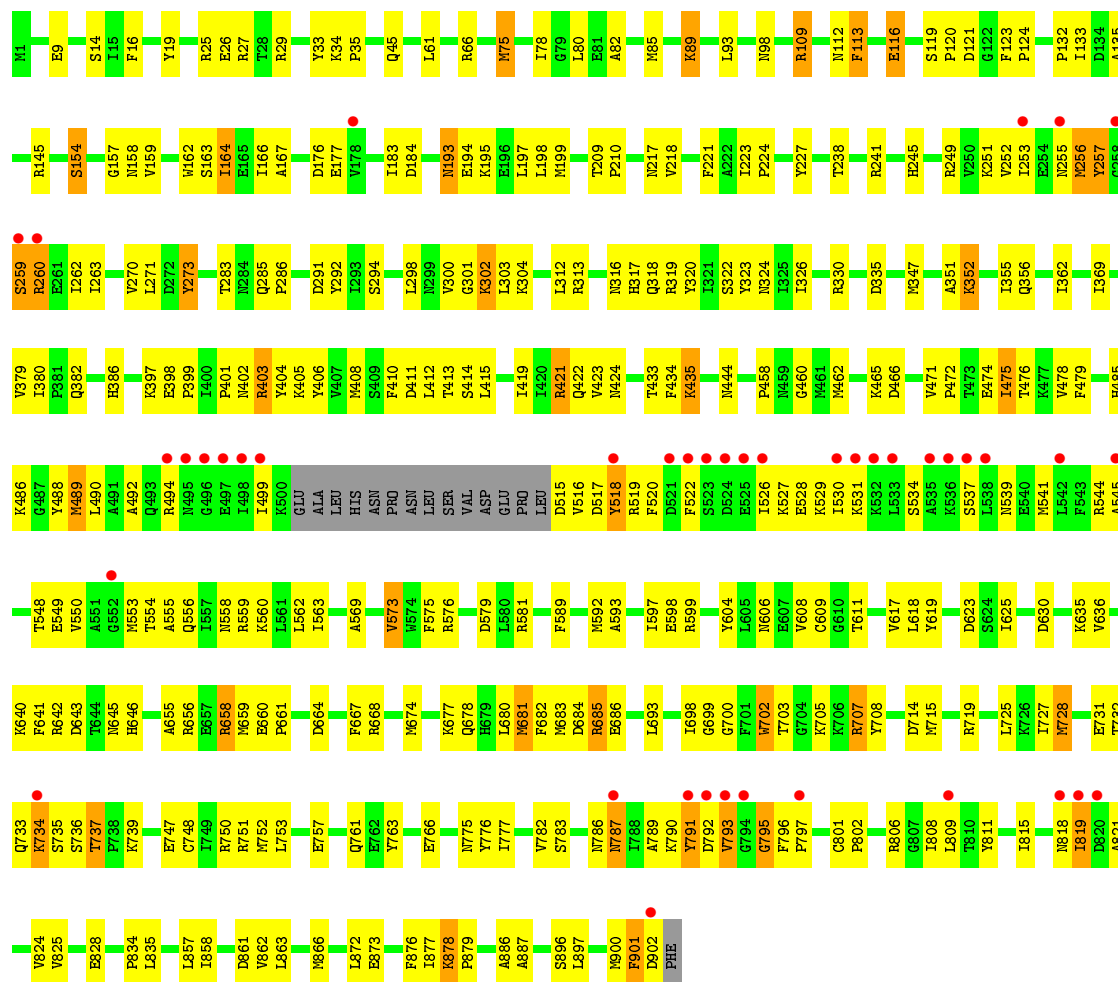
H505
F506
L507
L508
S509
V510
D511
E512
P513
L514
D515
V516
F517
F518
H519
F520
E521
F522
S523
I526
K527
E528
Y529
K530
L531
K532
L533
S534
A535
K536
S537
L538
N539
E540
V541
M542
F543
T548
G552
M553
T554
A555
Q556
L557
N558
R559
K560
L561
L562
P561
L563
L570
G571
N572
V573
Y578

T587
M592
A593
L594
Q595
M596
I597
N602
M606
E607
T611
E612
G613
F614
A615
F616
V617
L618
Y619
K620
D621
T622
I625
A629
R630
L631
I632
I633
V636
K640
F641
R642
H646
K653
F654
A655
R656
E657
R658
M659
E660
P661
A662
I663
M674
M675
N676
E677

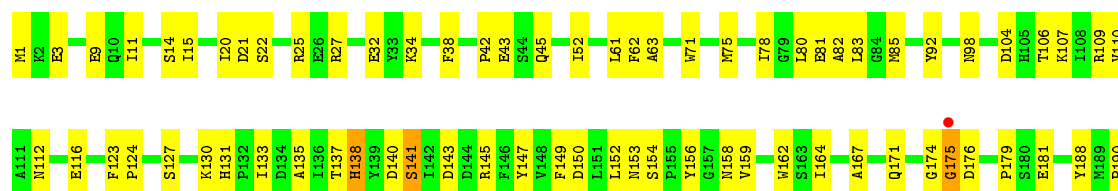
Q678
H679
L680
M681
F682
K683
D684
K685
L688
A689
G690
P691
G699
G700
F701
W702
K705
K706
Y707
L708
A709
L710
N711
V712
M715
E716
G717
K724
L725
K726
I727
M728
G729
L730
E731
Q733
K734
S735
S736
T737
P738
K739
Q742
E747
L753
E757
E758
E762




• Molecule 3: DNA polymerase

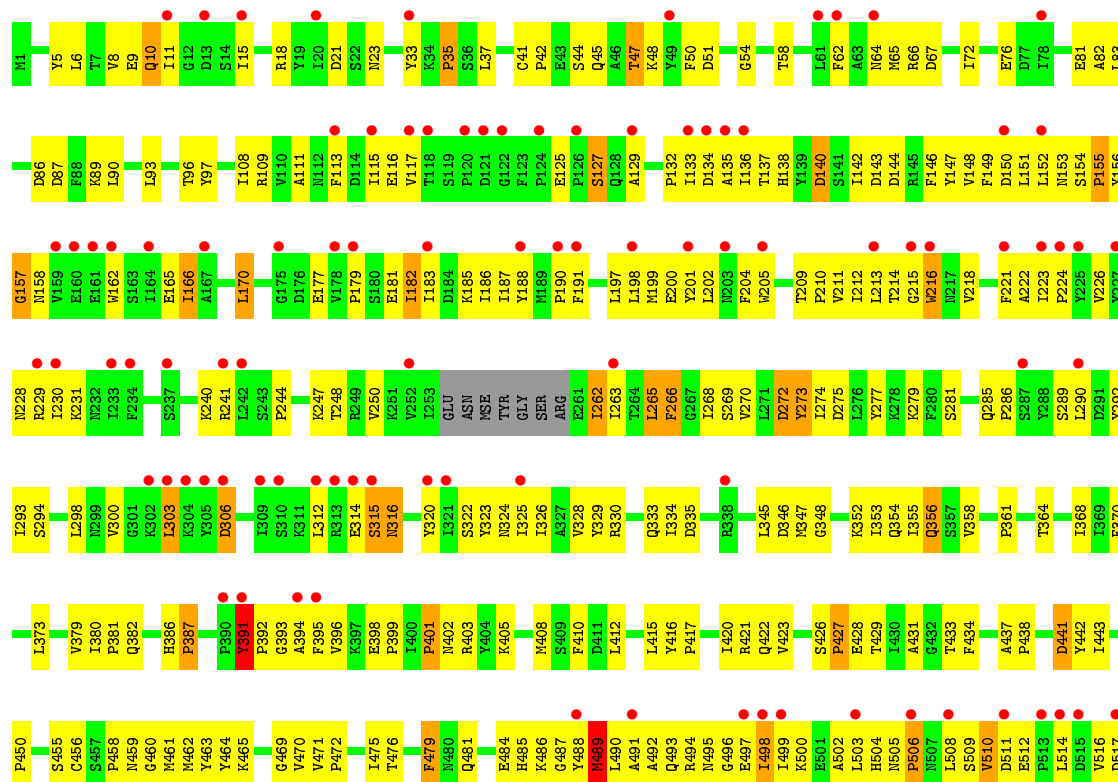


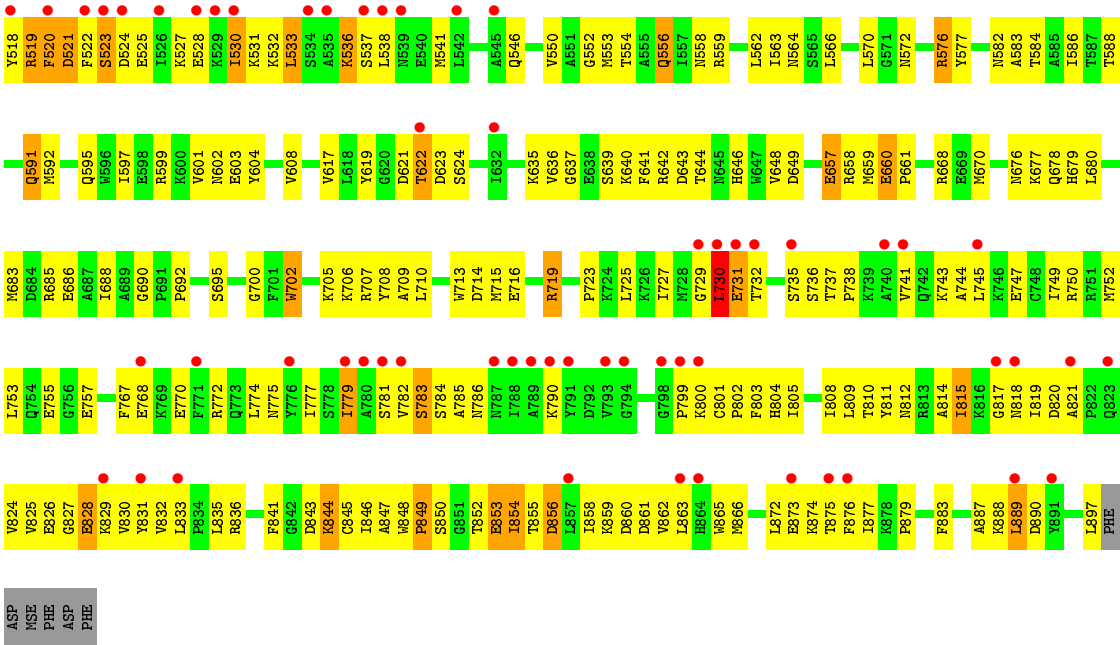
• Molecule 3: DNA polymerase





• Molecule 3: DNA polymerase





4 Data and refinement statistics

Property	Value	Source
Space group	P 1 21 1	Depositor
Cell constants a, b, c, α , β , γ	132.61Å 122.63Å 168.69Å 90.00° 96.31° 90.00°	Depositor
Resolution (Å)	50.00 – 2.65 49.49 – 2.60	Depositor EDS
% Data completeness (in resolution range)	88.3 (50.00-2.65) 93.6 (49.49-2.60)	Depositor EDS
R_{merge}	0.11	Depositor
R_{sym}	(Not available)	Depositor
$\langle I/\sigma(I) \rangle$ ¹	1.54 (at 2.61Å)	Xtriage
Refinement program	CNS	Depositor
R, R_{free}	0.229 , 0.281 0.235 , 0.285	Depositor DCC
R_{free} test set	14336 reflections (11.02%)	DCC
Wilson B-factor (Å ²)	47.3	Xtriage
Anisotropy	0.252	Xtriage
Bulk solvent k_{sol} (e/Å ³), B_{sol} (Å ²)	0.31 , 56.7	EDS
Estimated twinning fraction	No twinning to report.	Xtriage
L-test for twinning ²	$\langle L \rangle = 0.49$, $\langle L^2 \rangle = 0.32$	Xtriage
Outliers	1 of 304260 reflections (0.000%)	Xtriage
F_o, F_c correlation	0.92	EDS
Total number of atoms	31943	wwPDB-VP
Average B, all atoms (Å ²)	66.0	wwPDB-VP

Xtriage's analysis on translational NCS is as follows: *The largest off-origin peak in the Patterson function is 3.13% of the height of the origin peak. No significant pseudotranslation is detected.*

¹Intensities estimated from amplitudes.

²Theoretical values of $\langle |L| \rangle$, $\langle L^2 \rangle$ for acentric reflections are 0.5, 0.375 respectively for untwinned datasets, and 0.333, 0.2 for perfectly twinned datasets.

5 Model quality

5.1 Standard geometry

Bond lengths and bond angles in the following residue types are not validated in this section: CTG

The Z score for a bond length (or angle) is the number of standard deviations the observed value is removed from the expected value. A bond length (or angle) with $|Z| > 5$ is considered an outlier worth inspection. RMSZ is the root-mean-square of all Z scores of the bond lengths (or angles).

Mol	Chain	Bond lengths		Bond angles	
		RMSZ	# Z >5	RMSZ	# Z >5
1	E	0.41	0/365	1.28	0/558
1	G	0.52	0/393	1.33	1/603 (0.2%)
1	I	0.60	0/393	1.31	2/603 (0.3%)
1	K	0.73	0/393	1.31	0/603
2	F	0.41	0/307	1.24	0/468
2	H	0.57	0/333	1.37	1/510 (0.2%)
2	J	0.54	0/333	1.30	1/510 (0.2%)
2	L	0.79	0/333	1.27	1/510 (0.2%)
3	A	0.39	0/7457	0.57	0/10050
3	B	0.42	0/7326	0.62	1/9873 (0.0%)
3	C	0.41	0/7454	0.59	1/10045 (0.0%)
3	D	0.30	0/7072	0.50	0/9590
All	All	0.41	0/32159	0.68	8/43923 (0.0%)

Chiral center outliers are detected by calculating the chiral volume of a chiral center and verifying if the center is modelled as a planar moiety or with the opposite hand. A planarity outlier is detected by checking planarity of atoms in a peptide group, atoms in a mainchain group or atoms of a sidechain that are expected to be planar.

Mol	Chain	#Chirality outliers	#Planarity outliers
1	G	1	0
2	H	0	1
All	All	1	1

There are no bond length outliers.

All (8) bond angle outliers are listed below:

Mol	Chain	Res	Type	Atoms	Z	Observed(°)	Ideal(°)
3	B	255	ASN	N-CA-C	-5.75	95.47	111.00
1	G	12	DA	C4'-C3'-O3'	5.52	123.50	109.70

Continued on next page...

Continued from previous page...

Mol	Chain	Res	Type	Atoms	Z	Observed(°)	Ideal(°)
2	L	110	DA	C4'-C3'-C2'	5.47	108.03	103.10
2	J	113	DC	C4'-C3'-C2'	5.39	107.95	103.10
3	C	750	ARG	NE-CZ-NH2	-5.35	117.62	120.30
1	I	5	DG	O4'-C1'-C2'	5.18	110.05	105.90
1	I	9	DG	N9-C1'-C2'	5.18	122.44	112.60
2	H	108	DT	O4'-C1'-C2'	5.12	110.00	105.90

All (1) chirality outliers are listed below:

Mol	Chain	Res	Type	Atom
1	G	12	DA	C3'

All (1) planarity outliers are listed below:

Mol	Chain	Res	Type	Group
2	H	115	DA	Sidechain

5.2 Too-close contacts [i](#)

In the following table, the Non-H and H(model) columns list the number of non-hydrogen atoms and hydrogen atoms in the chain respectively. The H(added) column lists the number of hydrogen atoms added and optimized by MolProbity. The Clashes column lists the number of clashes within the asymmetric unit, whereas Symm-Clashes lists symmetry related clashes.

Mol	Chain	Non-H	H(model)	H(added)	Clashes	Symm-Clashes
1	E	348	0	195	40	0
1	G	372	0	204	26	0
1	I	372	0	204	39	0
1	K	372	0	204	38	0
2	F	276	0	155	22	0
2	H	299	0	165	22	0
2	J	299	0	165	28	0
2	L	299	0	165	26	0
3	A	7302	0	7141	309	0
3	B	7175	0	6995	306	0
3	C	7300	0	7144	254	0
3	D	6923	0	6512	420	0
4	A	117	0	0	28	0
4	B	205	0	0	17	0
4	C	160	0	0	14	0
4	D	55	0	0	25	0

Continued on next page...

Continued from previous page...

Mol	Chain	Non-H	H(model)	H(added)	Clashes	Symm-Clashes
4	E	9	0	0	2	0
4	F	5	0	0	1	0
4	G	18	0	0	0	0
4	H	9	0	0	2	0
4	I	17	0	0	3	0
4	J	4	0	0	0	0
4	K	5	0	0	1	0
4	L	2	0	0	0	0
All	All	31943	0	29249	1491	0

The all-atom clashscore is defined as the number of clashes found per 1000 atoms (including hydrogen atoms). The all-atom clashscore for this structure is 25.

All (1491) close contacts within the same asymmetric unit are listed below, sorted by their clash magnitude.

Atom-1	Atom-2	Interatomic distance (Å)	Clash overlap (Å)
1:I:14:DC:H2"	1:I:15:DC:H5"	1.21	1.17
2:J:111:DT:H2"	2:J:112:DT:H5'	1.16	1.13
3:B:164:ILE:HD12	3:B:164:ILE:H	1.13	1.09
2:L:104:DG:H2"	2:L:105:DC:H5"	1.32	1.07
1:G:11:DC:H2"	1:G:12:DA:H5"	1.34	1.05
3:B:347:MSE:HE1	3:B:562:LEU:HD11	1.43	1.00
3:B:556:GLN:HB3	4:B:990:HOH:O	1.61	0.99
3:D:212:ILE:HD11	3:D:345:LEU:HD21	1.45	0.98
1:I:15:DC:H2"	1:I:16:DG:H5'	1.45	0.97
3:D:619:TYR:HE1	3:D:621:ASP:HB2	1.30	0.96
3:B:82:ALA:H	3:B:382:GLN:HE21	1.06	0.96
2:J:111:DT:H2"	2:J:112:DT:C5'	1.95	0.95
3:C:112:ASN:HB3	3:C:214:THR:HG23	1.49	0.95
1:I:17:DC:H1'	4:I:435:HOH:O	1.67	0.94
3:C:897:LEU:H	3:C:897:LEU:HD23	1.31	0.94
3:D:218:VAL:HG12	3:D:223:ILE:HG13	1.48	0.93
3:D:356:GLN:HE21	3:D:356:GLN:H	0.94	0.93
3:A:863:LEU:HA	3:A:866:MSE:HE3	1.48	0.93
3:D:214:THR:HG22	3:D:215:GLY:H	1.30	0.93
3:D:356:GLN:NE2	3:D:356:GLN:H	1.66	0.92
3:B:736:SER:HA	4:B:910:HOH:O	1.68	0.92
3:B:793:VAL:HB	3:B:796:PHE:HB2	1.49	0.91
3:A:642:ARG:H	3:A:646:HIS:HD2	1.20	0.90
3:D:686:GLU:HB3	3:D:715:MSE:HE1	1.54	0.89
3:B:405:LYS:HA	3:B:699:GLY:HA3	1.55	0.89

Continued on next page...

Continued from previous page...

Atom-1	Atom-2	Interatomic distance (Å)	Clash overlap (Å)
1:I:10:DA:H2"	1:I:11:DC:H5'	1.55	0.89
3:B:530:ILE:HG13	3:B:531:LYS:H	1.38	0.89
3:B:732:THR:HG23	3:B:733:GLN:HE21	1.38	0.88
1:G:11:DC:C2'	1:G:12:DA:H5"	2.04	0.87
3:D:356:GLN:N	3:D:356:GLN:HE21	1.71	0.87
3:C:112:ASN:HD21	3:C:332:LEU:HD11	1.37	0.86
3:D:619:TYR:CE1	3:D:621:ASP:HB2	2.09	0.86
3:D:844:LYS:H	3:D:844:LYS:HD3	1.38	0.86
3:C:572:ASN:ND2	3:C:574:TRP:H	1.73	0.86
3:D:854:ILE:HD11	3:D:858:ILE:HD11	1.56	0.86
2:L:112:DT:C2'	2:L:113:DC:H5"	2.04	0.86
2:L:112:DT:H2"	2:L:113:DC:H5"	1.55	0.86
3:D:597:ILE:O	3:D:601:VAL:HG23	1.73	0.86
3:D:873:GLU:HA	3:D:877:ILE:HG12	1.57	0.85
3:A:495:ASN:HD21	3:A:521:ASP:HA	1.41	0.85
3:C:553:MSE:HA	4:C:1026:HOH:O	1.75	0.85
1:I:9:DG:H2"	1:I:10:DA:H5"	1.59	0.85
3:B:253:ILE:HD11	3:B:260:ARG:CZ	2.07	0.84
3:A:655:ALA:HA	3:A:659:MSE:HG3	1.60	0.84
1:E:6:DA:H2"	1:E:7:DA:C8	2.12	0.84
3:B:863:LEU:HA	3:B:866:MSE:HE3	1.60	0.84
3:D:489:MSE:HE3	3:D:490:LEU:HB2	1.57	0.84
1:G:7:DA:H2"	1:G:8:DT:H5'	1.58	0.84
3:D:6:LEU:HD22	3:D:211:VAL:HG11	1.60	0.83
3:A:90:LEU:HD22	3:A:353:ILE:HG22	1.59	0.83
2:J:104:DG:H2'	2:J:105:DC:C6	2.12	0.83
1:K:5:DG:H2"	1:K:6:DA:H5'	1.59	0.83
3:A:728:MSE:HG3	4:A:986:HOH:O	1.77	0.83
3:D:154:SER:HB3	3:D:155:PRO:HD2	1.60	0.83
3:D:137:THR:HB	3:D:328:VAL:HG21	1.58	0.83
1:I:14:DC:C2'	1:I:15:DC:H5"	2.07	0.83
2:L:105:DC:H2'	2:L:106:DT:H72	1.59	0.83
3:B:386:HIS:HB2	3:B:573:VAL:HG22	1.60	0.83
3:C:660:GLU:HB2	3:C:661:PRO:HD3	1.60	0.83
3:D:412:LEU:HD12	3:D:623:ASP:HA	1.61	0.82
3:A:486:LYS:HE3	3:A:556:GLN:HG2	1.62	0.82
2:L:104:DG:H2"	2:L:105:DC:C5'	2.08	0.82
3:B:75:MSE:HA	3:B:75:MSE:HE3	1.61	0.82
1:K:8:DT:H2"	1:K:9:DG:H5'	1.62	0.81
3:A:499:ILE:HD13	3:A:541:MSE:HG2	1.61	0.81
3:D:303:LEU:HD23	3:D:303:LEU:H	1.44	0.81

Continued on next page...

Continued from previous page...

Atom-1	Atom-2	Interatomic distance (Å)	Clash overlap (Å)
3:B:121:ASP:HA	3:B:819:ILE:HG21	1.62	0.81
1:I:12:DA:H2''	1:I:13:DG:C8	2.14	0.81
3:C:592:MSE:HE3	3:C:670:MSE:SE	2.30	0.81
3:A:660:GLU:HB2	3:A:661:PRO:HD3	1.63	0.81
3:A:738:PRO:HB3	3:A:780:ALA:O	1.80	0.80
3:C:412:LEU:HG	3:C:683:MSE:HE3	1.64	0.80
2:F:106:DT:H2''	2:F:107:DG:H5''	1.63	0.80
3:D:484:GLU:HG2	3:D:488:TYR:HE1	1.46	0.80
1:I:9:DG:H2''	1:I:10:DA:C5'	2.12	0.80
3:A:408:MSE:HE1	3:A:655:ALA:HB2	1.62	0.80
3:B:154:SER:HB3	3:B:313:ARG:HH12	1.46	0.80
3:C:503:LEU:HA	3:C:506:PRO:HG3	1.64	0.80
2:J:111:DT:C2'	2:J:112:DT:H5'	2.08	0.79
1:I:5:DG:H2''	1:I:6:DA:C5'	2.12	0.79
3:C:392:PRO:O	3:C:587:THR:HG21	1.83	0.79
3:A:483:LYS:HE3	3:A:483:LYS:HA	1.64	0.79
2:J:109:DC:H2''	2:J:110:DA:H5'	1.65	0.79
3:B:732:THR:HG23	3:B:733:GLN:NE2	1.98	0.78
3:C:240:LYS:HE3	3:C:246:ARG:HB3	1.64	0.78
1:I:5:DG:H2''	1:I:6:DA:H5'	1.65	0.77
3:D:137:THR:HG22	3:D:138:HIS:H	1.48	0.77
3:A:347:MSE:HB2	3:A:558:ASN:HD21	1.50	0.77
3:B:159:VAL:HG21	3:B:317:HIS:CD2	2.20	0.77
3:B:157:GLY:C	3:B:158:ASN:HD22	1.87	0.77
1:I:8:DT:H4'	4:I:192:HOH:O	1.86	0.76
3:B:224:PRO:HA	3:B:263:ILE:HD12	1.66	0.76
1:G:9:DG:H2''	1:G:10:DA:H5'	1.68	0.76
3:A:739:LYS:HD3	3:A:778:SER:HA	1.65	0.76
1:E:13:DG:O5'	3:A:800:LYS:HG2	1.85	0.76
1:K:13:DG:H2''	1:K:14:DC:H5'	1.65	0.76
3:D:833:LEU:HD22	3:D:866:MSE:HE3	1.68	0.76
3:A:176:ASP:HA	3:A:319:ARG:HH21	1.51	0.75
3:C:523:SER:HB2	3:C:525:GLU:HG2	1.68	0.75
3:D:136:ILE:HG23	3:D:149:PHE:HB2	1.66	0.75
3:A:700:GLY:HA2	3:A:753:LEU:HD22	1.69	0.75
3:C:454:TYR:HD2	3:C:462:MSE:HE2	1.51	0.75
1:K:8:DT:H2'	1:K:9:DG:C8	2.22	0.75
3:A:775:ASN:HD21	3:A:777:ILE:HB	1.51	0.75
3:D:784:SER:HA	3:D:829:LYS:HA	1.67	0.75
3:A:514:LEU:HD21	3:A:529:LYS:HE2	1.67	0.75
3:C:221:PHE:O	3:C:224:PRO:HD2	1.86	0.75

Continued on next page...

Continued from previous page...

Atom-1	Atom-2	Interatomic distance (Å)	Clash overlap (Å)
3:D:824:VAL:HA	3:D:849:PRO:HB3	1.69	0.75
3:D:399:PRO:HB3	3:D:619:TYR:HD2	1.52	0.74
1:I:10:DA:H2''	1:I:11:DC:C5'	2.16	0.74
2:J:114:DC:H2''	2:J:115:DA:H5''	1.68	0.74
3:A:100:GLU:HG2	3:A:102:LYS:HE2	1.67	0.74
1:K:8:DT:H2'	1:K:9:DG:H8	1.52	0.74
3:A:848:TRP:HB2	3:A:849:PRO:HD2	1.69	0.74
3:B:116:GLU:HB2	3:B:135:ALA:HB3	1.69	0.74
3:B:735:SER:HB3	3:B:737:THR:HG23	1.67	0.74
3:A:739:LYS:H	3:A:739:LYS:CD	1.99	0.74
3:D:700:GLY:HA2	3:D:753:LEU:HD22	1.69	0.74
3:B:818:ASN:ND2	3:B:821:ALA:HB2	2.02	0.74
3:A:213:LEU:HD13	3:A:223:ILE:HD11	1.68	0.74
3:B:298:LEU:O	3:B:300:VAL:HG23	1.88	0.74
1:I:6:DA:H2''	1:I:7:DA:C8	2.23	0.73
3:D:730:LEU:H	3:D:730:LEU:HD23	1.52	0.73
3:D:300:VAL:HG21	3:D:330:ARG:HH12	1.52	0.73
3:D:514:LEU:HB3	3:D:516:VAL:HG13	1.69	0.73
3:A:392:PRO:O	3:A:587:THR:HG21	1.88	0.73
3:A:631:LYS:HB2	3:A:631:LYS:NZ	2.04	0.73
1:I:13:DG:H2''	1:I:14:DC:H5'	1.71	0.73
3:D:218:VAL:HG13	3:D:222:ALA:HB3	1.69	0.73
3:A:112:ASN:HB2	4:A:987:HOH:O	1.89	0.73
3:B:700:GLY:HA2	3:B:753:LEU:HD22	1.70	0.72
3:D:250:VAL:HG13	3:D:263:ILE:HG12	1.71	0.72
3:A:776:TYR:HB2	3:A:866:MSE:HE1	1.71	0.72
3:B:732:THR:CG2	3:B:733:GLN:HE21	2.03	0.72
2:H:104:DG:H2''	2:H:105:DC:O5'	1.88	0.72
2:L:106:DT:H2''	2:L:107:DG:H5''	1.72	0.72
3:B:163:SER:H	3:B:318:GLN:HE22	1.37	0.72
3:A:443:ILE:HD13	3:A:595:GLN:HB2	1.71	0.72
3:D:492:ALA:HA	3:D:495:ASN:HB3	1.72	0.72
3:D:790:LYS:HD3	3:D:790:LYS:O	1.89	0.72
2:F:106:DT:H2''	2:F:107:DG:C5'	2.20	0.72
3:B:223:ILE:HB	3:B:224:PRO:HD3	1.70	0.72
3:C:153:ASN:HD22	3:C:158:ASN:CG	1.93	0.71
3:D:523:SER:HB2	3:D:527:LYS:CB	2.20	0.71
3:B:589:PHE:HE1	3:B:681:MSE:HE2	1.55	0.71
3:A:592:MSE:HE1	3:A:674:MSE:HG3	1.71	0.71
3:D:405:LYS:O	3:D:690:GLY:HA2	1.91	0.71
3:D:604:TYR:OH	3:D:658:ARG:HG3	1.89	0.71

Continued on next page...

Continued from previous page...

Atom-1	Atom-2	Interatomic distance (Å)	Clash overlap (Å)
3:D:347:MSE:HG2	3:D:358:VAL:HG13	1.72	0.71
3:A:422:GLN:HE22	3:A:681:MSE:HG2	1.56	0.71
3:A:507:ASN:C	3:A:508:LEU:HD22	2.10	0.71
3:D:202:LEU:HB3	3:D:241:ARG:HD3	1.72	0.71
3:B:253:ILE:O	3:B:259:SER:HA	1.90	0.71
3:A:468:ASP:HA	4:A:997:HOH:O	1.90	0.71
3:C:295:GLU:O	3:C:299:ASN:HA	1.91	0.71
3:B:435:LYS:H	3:B:435:LYS:HD3	1.54	0.70
3:D:486:LYS:HA	4:D:916:HOH:O	1.91	0.70
3:D:702:TRP:CE2	3:D:708:TYR:HB3	2.27	0.70
3:B:303:LEU:HD13	3:B:319:ARG:HD2	1.72	0.70
3:B:408:MSE:HE1	3:B:655:ALA:HB2	1.73	0.70
3:C:572:ASN:HD22	3:C:574:TRP:H	1.38	0.70
3:C:21:ASP:OD2	3:C:25:ARG:HG3	1.92	0.70
3:C:104:ASP:OD1	3:C:106:THR:HB	1.91	0.70
3:B:164:ILE:H	3:B:164:ILE:CD1	1.90	0.70
3:B:735:SER:CB	3:B:737:THR:HG23	2.22	0.70
2:L:110:DA:H2''	2:L:111:DT:O4'	1.92	0.70
3:D:730:LEU:HG	3:D:731:GLU:H	1.57	0.69
3:D:370:PHE:HA	3:D:380:ILE:HD11	1.73	0.69
3:A:218:VAL:HG23	3:A:222:ALA:HB3	1.74	0.69
3:D:803:PHE:CZ	3:D:845:CYS:HB3	2.27	0.69
3:D:326:ILE:O	3:D:330:ARG:HG2	1.92	0.69
3:D:802:PRO:HB2	3:D:804:HIS:CE1	2.27	0.69
3:D:213:LEU:HB3	3:D:270:VAL:HG12	1.73	0.69
3:A:347:MSE:HE1	3:A:562:LEU:HD11	1.75	0.69
3:D:731:GLU:OE2	3:D:879:PRO:HB3	1.92	0.69
2:H:107:DG:H5'	4:H:306:HOH:O	1.92	0.69
3:B:435:LYS:N	3:B:435:LYS:HD3	2.08	0.69
3:B:797:PRO:HG3	3:B:806:ARG:NH1	2.08	0.69
3:B:733:GLN:O	3:B:734:LYS:C	2.30	0.69
1:K:5:DG:H2''	1:K:6:DA:C5'	2.21	0.69
3:D:779:ILE:HD11	3:D:866:MSE:HE1	1.73	0.69
3:C:604:TYR:OH	3:C:658:ARG:HB3	1.93	0.69
3:D:8:VAL:HG11	3:D:93:LEU:HD13	1.75	0.69
3:C:343:LEU:HG	4:C:1053:HOH:O	1.92	0.69
3:D:117:VAL:HG12	3:D:133:ILE:HA	1.73	0.69
2:H:110:DA:H2''	2:H:111:DT:H5'	1.74	0.68
3:D:109:ARG:HB2	3:D:211:VAL:HG23	1.75	0.68
3:C:412:LEU:HD13	3:C:415:LEU:HD13	1.75	0.68
3:B:303:LEU:HD12	3:B:323:TYR:HA	1.74	0.68

Continued on next page...

Continued from previous page...

Atom-1	Atom-2	Interatomic distance (Å)	Clash overlap (Å)
2:F:106:DT:C2'	2:F:107:DG:H5''	2.22	0.68
3:D:90:LEU:HG	3:D:353:ILE:HG22	1.75	0.68
3:C:482:ARG:C	3:C:484:GLU:H	1.96	0.68
3:C:81:GLU:HG2	3:C:83:LEU:HD22	1.73	0.68
2:F:111:DT:H1'	4:F:577:HOH:O	1.93	0.68
3:A:642:ARG:H	3:A:646:HIS:CD2	2.08	0.68
3:D:458:PRO:HG3	3:D:592:MSE:SE	2.43	0.68
3:A:739:LYS:HD2	3:A:778:SER:O	1.94	0.68
1:I:13:DG:H2''	1:I:14:DC:C5'	2.24	0.68
3:C:881:GLU:HG3	3:C:891:TYR:HE1	1.59	0.68
3:D:737:THR:HG22	3:D:875:THR:HB	1.76	0.68
3:B:75:MSE:HA	3:B:75:MSE:CE	2.23	0.67
4:E:449:HOH:O	2:F:110:DA:H1'	1.93	0.67
3:D:427:PRO:HG2	4:D:953:HOH:O	1.94	0.67
3:D:830:VAL:HA	3:D:850:SER:H	1.58	0.67
3:B:326:ILE:CG2	3:B:330:ARG:HE	2.06	0.67
3:C:52:ILE:HD12	3:C:428:GLU:HG3	1.77	0.67
1:I:9:DG:C2'	1:I:10:DA:H5''	2.23	0.67
3:A:485:HIS:HB3	3:A:556:GLN:HE21	1.58	0.67
3:C:495:ASN:O	3:C:499:ILE:HG12	1.94	0.67
3:C:171:GLN:HA	3:C:175:GLY:HA2	1.77	0.67
3:A:602:ASN:HD21	3:A:617:VAL:H	1.42	0.67
3:D:132:PRO:HB3	3:D:229:ARG:NH2	2.10	0.67
3:C:152:LEU:HD11	3:C:190:PRO:HB2	1.76	0.67
3:A:403:ARG:HD2	3:A:887:ALA:O	1.95	0.67
2:J:105:DC:H2''	2:J:106:DT:H5'	1.77	0.66
3:C:175:GLY:HA3	3:C:319:ARG:HH21	1.59	0.66
3:D:821:ALA:HB1	3:D:855:THR:HG21	1.78	0.66
3:C:130:LYS:HE3	3:C:131:HIS:CE1	2.29	0.66
3:A:559:ARG:O	3:A:563:ILE:HG13	1.94	0.66
2:L:105:DC:H2'	2:L:106:DT:C7	2.24	0.66
3:B:82:ALA:H	3:B:382:GLN:NE2	1.88	0.66
3:D:471:VAL:HB	3:D:472:PRO:HD3	1.77	0.66
3:B:164:ILE:HD12	3:B:164:ILE:N	1.98	0.66
2:H:110:DA:H2''	2:H:111:DT:C5'	2.26	0.66
2:H:107:DG:H2''	2:H:108:DT:O5'	1.94	0.66
1:E:18:DG:H3'	1:E:18:DG:OP1	1.96	0.66
3:C:298:LEU:HB2	3:C:300:VAL:HG12	1.78	0.66
3:A:338:ARG:HB3	3:A:340:PHE:CE1	2.30	0.66
3:C:78:ILE:HG13	3:C:80:LEU:HD23	1.77	0.66
1:I:16:DG:H2''	1:I:17:DC:O5'	1.94	0.66

Continued on next page...

Continued from previous page...

Atom-1	Atom-2	Interatomic distance (Å)	Clash overlap (Å)
3:B:527:LYS:HA	3:B:530:ILE:HD11	1.76	0.66
3:C:391:TYR:HB2	3:C:392:PRO:HD2	1.76	0.66
1:E:2:DG:OP1	3:A:361:PRO:HD2	1.96	0.66
1:K:8:DT:OP1	1:K:8:DT:H4'	1.96	0.66
3:C:556:GLN:HB3	4:C:1026:HOH:O	1.96	0.66
3:B:458:PRO:HG3	3:B:592:MSE:SE	2.46	0.66
3:B:593:ALA:CB	3:B:681:MSE:HE3	2.25	0.65
3:B:326:ILE:O	3:B:330:ARG:HG2	1.95	0.65
3:D:191:PHE:HE2	3:D:200:GLU:HG3	1.61	0.65
3:C:540:GLU:O	3:C:544:ARG:HG2	1.96	0.65
3:A:874:LYS:HB3	4:A:964:HOH:O	1.96	0.65
3:A:170:LEU:HA	3:A:177:GLU:HG2	1.79	0.65
1:G:9:DG:H2''	1:G:10:DA:C5'	2.26	0.65
3:A:810:THR:OG1	3:A:843:ASP:HB2	1.96	0.65
3:D:768:GLU:HG2	3:D:872:LEU:HD21	1.79	0.65
2:L:112:DT:H2''	2:L:113:DC:O4'	1.97	0.65
3:D:244:PRO:HD3	3:D:268:ILE:HD11	1.79	0.64
3:C:439:LEU:HD21	3:C:588:THR:HG23	1.78	0.64
3:A:555:ALA:N	4:A:960:HOH:O	2.30	0.64
3:A:193:ASN:HD21	3:A:196:GLU:HG3	1.61	0.64
3:B:516:VAL:H	3:B:544:ARG:NH1	1.94	0.64
3:B:422:GLN:HG3	3:B:678:GLN:O	1.96	0.64
1:E:5:DG:C2'	1:E:6:DA:H5''	2.27	0.64
3:C:458:PRO:HB2	3:C:588:THR:HG22	1.79	0.64
1:K:3:CTG:H2''	1:K:4:DG:C8	2.32	0.64
3:D:592:MSE:HE3	3:D:670:MSE:SE	2.48	0.64
3:C:455:SER:OG	3:C:676:ASN:HA	1.98	0.64
3:C:231:LYS:HE3	3:C:236:GLU:HG3	1.79	0.64
3:D:649:ASP:CG	3:D:719:ARG:HH22	2.01	0.64
3:C:218:VAL:HG22	3:C:223:ILE:HG13	1.80	0.64
3:D:492:ALA:HA	3:D:495:ASN:CB	2.27	0.64
3:B:541:MSE:HE3	3:B:544:ARG:NH2	2.12	0.64
2:L:112:DT:H2''	2:L:113:DC:C5'	2.27	0.64
3:D:484:GLU:HG2	3:D:488:TYR:CE1	2.29	0.64
3:D:355:ILE:O	3:D:358:VAL:HG23	1.97	0.64
3:D:504:HIS:C	3:D:506:PRO:HD3	2.17	0.64
3:A:738:PRO:HB3	3:A:780:ALA:C	2.18	0.64
3:A:811:TYR:OH	3:A:822:PRO:HG2	1.98	0.64
3:B:668:ARG:HG3	3:B:668:ARG:HH11	1.62	0.64
3:D:416:TYR:O	3:D:420:ILE:HG13	1.98	0.64
3:D:668:ARG:HB2	3:D:668:ARG:NH1	2.12	0.64

Continued on next page...

Continued from previous page...

Atom-1	Atom-2	Interatomic distance (Å)	Clash overlap (Å)
2:F:106:DT:H1'	2:F:107:DG:H5''	1.80	0.64
3:B:757:GLU:O	3:B:761:GLN:HG3	1.97	0.64
3:A:83:LEU:HD12	3:A:83:LEU:H	1.62	0.64
2:H:113:DC:O5'	3:B:734:LYS:HB2	1.98	0.63
1:K:8:DT:H2''	1:K:9:DG:C5'	2.28	0.63
3:A:822:PRO:HD2	3:A:855:THR:HB	1.80	0.63
3:D:856:ASP:HA	3:D:859:LYS:HB3	1.80	0.63
3:A:231:LYS:HG3	3:A:236:GLU:HA	1.79	0.63
3:B:598:GLU:HG3	3:B:617:VAL:HG11	1.80	0.63
3:A:13:ASP:OD1	3:A:66:ARG:HB2	1.98	0.63
3:B:397:LYS:HD3	3:B:619:TYR:HA	1.81	0.63
1:E:11:DC:H2''	1:E:12:DA:H5'	1.79	0.63
1:E:9:DG:H2'	1:E:11:DC:C6	2.34	0.63
3:B:403:ARG:HH11	3:B:403:ARG:CB	2.12	0.63
3:A:251:LYS:HD2	3:A:262:ILE:HD11	1.80	0.63
3:B:658:ARG:NE	3:D:897:LEU:HD11	2.13	0.63
1:K:9:DG:H2''	1:K:10:DA:O5'	1.99	0.63
3:A:387:PRO:HB2	4:A:998:HOH:O	1.98	0.63
3:B:304:LYS:N	3:B:304:LYS:HD2	2.12	0.63
3:A:620:GLY:O	3:A:621:ASP:HB2	1.99	0.63
3:D:273:TYR:OH	3:D:335:ASP:HA	1.99	0.63
3:D:398:GLU:OE1	3:D:705:LYS:HE3	1.98	0.62
3:D:41:CYS:HB2	3:D:42:PRO:HD2	1.81	0.62
3:D:642:ARG:HG2	3:D:646:HIS:HD2	1.63	0.62
3:A:304:LYS:O	3:A:319:ARG:HD3	1.99	0.62
1:G:14:DC:H2''	1:G:15:DC:H5'	1.81	0.62
3:C:467:ARG:HD3	3:C:467:ARG:H	1.64	0.62
2:H:101:DG:H8	2:H:101:DG:HO5'	1.47	0.62
3:D:166:ILE:HB	4:D:934:HOH:O	1.99	0.62
1:I:2:DG:OP2	3:C:361:PRO:HD2	2.00	0.62
3:B:403:ARG:HH11	3:B:403:ARG:HB3	1.64	0.62
3:A:655:ALA:HA	3:A:659:MSE:CG	2.27	0.62
3:B:589:PHE:CE1	3:B:681:MSE:HE2	2.33	0.62
3:A:685:ARG:NH1	3:A:688:ILE:HG13	2.15	0.62
3:D:725:LEU:HD11	3:D:750:ARG:HG3	1.82	0.62
3:D:272:ASP:OD2	3:D:274:ILE:HG22	1.99	0.62
1:E:14:DC:H2''	1:E:15:DC:H5'	1.81	0.62
3:A:839:ASN:HD22	3:A:841:PHE:HB2	1.63	0.62
3:C:818:ASN:OD1	3:C:857:LEU:HD11	2.00	0.62
2:J:103:DG:H2''	2:J:104:DG:O5'	1.99	0.62
3:B:790:LYS:HE2	3:B:802:PRO:HD3	1.81	0.62

Continued on next page...

Continued from previous page...

Atom-1	Atom-2	Interatomic distance (Å)	Clash overlap (Å)
3:D:841:PHE:HZ	3:D:861:ASP:HB3	1.64	0.62
1:K:16:DG:H2''	1:K:17:DC:H5''	1.82	0.62
3:A:130:LYS:HE2	4:A:956:HOH:O	2.00	0.62
3:C:520:PHE:HA	4:C:937:HOH:O	2.00	0.61
3:D:520:PHE:HA	4:D:931:HOH:O	2.00	0.61
3:B:162:TRP:CZ3	3:B:164:ILE:HG13	2.35	0.61
1:G:7:DA:H2''	1:G:8:DT:C5'	2.29	0.61
1:E:12:DA:H2''	1:E:13:DG:O5'	2.00	0.61
2:J:108:DT:H2''	2:J:109:DC:H5'	1.82	0.61
3:A:82:ALA:O	3:A:382:GLN:HG3	2.00	0.61
3:C:164:ILE:N	4:C:983:HOH:O	2.27	0.61
3:B:303:LEU:HB2	3:B:323:TYR:CD1	2.36	0.61
3:B:541:MSE:HE3	3:B:544:ARG:HH22	1.65	0.61
3:D:686:GLU:CB	3:D:715:MSE:HE1	2.28	0.61
1:E:11:DC:H2''	1:E:12:DA:C5'	2.31	0.61
3:C:421:ARG:HD3	3:C:476:THR:OG1	1.99	0.61
3:B:257:TYR:CE1	3:B:786:ASN:HB3	2.35	0.61
3:D:496:GLY:O	3:D:499:ILE:HB	2.01	0.61
3:D:553:MSE:O	3:D:556:GLN:HG3	2.00	0.61
3:D:825:VAL:HB	3:D:828:GLU:HB2	1.81	0.61
3:A:443:ILE:HD13	3:A:595:GLN:CB	2.30	0.61
3:D:277:TYR:O	3:D:281:SER:HB2	2.01	0.61
3:A:606:ASN:OD1	3:A:616:PHE:HE1	1.84	0.61
3:A:85:MSE:HE1	3:A:366:ASP:OD2	2.01	0.61
2:L:114:DC:H2''	2:L:115:DA:O4'	2.01	0.60
3:D:465:LYS:HD2	3:D:677:LYS:HA	1.83	0.60
3:A:707:ARG:HD3	3:A:729:GLY:HA3	1.83	0.60
3:D:402:ASN:CG	3:D:403:ARG:H	2.04	0.60
1:K:13:DG:H2''	1:K:14:DC:C5'	2.32	0.60
3:C:343:LEU:HD11	3:C:558:ASN:ND2	2.15	0.60
3:B:132:PRO:HA	3:B:194:GLU:OE2	2.01	0.60
3:B:421:ARG:HD3	3:B:475:ILE:HD12	1.82	0.60
3:D:214:THR:HG22	3:D:215:GLY:N	2.10	0.60
1:K:2:DG:O6	3:D:279:LYS:HD2	2.01	0.60
3:A:347:MSE:HB2	3:A:558:ASN:ND2	2.16	0.60
3:B:159:VAL:HG11	3:B:317:HIS:HB2	1.83	0.60
3:D:714:ASP:HB2	3:D:719:ARG:HD3	1.83	0.60
3:D:9:GLU:O	3:D:15:ILE:HG13	2.01	0.60
1:E:6:DA:H2''	1:E:7:DA:N7	2.15	0.60
3:D:262:ILE:N	3:D:262:ILE:HD12	2.16	0.60
3:C:112:ASN:HD21	3:C:332:LEU:CD1	2.14	0.60

Continued on next page...

Continued from previous page...

Atom-1	Atom-2	Interatomic distance (Å)	Clash overlap (Å)
3:A:606:ASN:HD21	3:A:614:GLU:H	1.47	0.60
3:C:791:TYR:CD2	3:C:801:CYS:HA	2.36	0.60
3:D:142:ILE:HD12	3:D:143:ASP:N	2.17	0.60
3:B:494:ARG:HH11	3:B:494:ARG:CB	2.15	0.60
1:I:7:DA:H2''	1:I:8:DT:O5'	2.02	0.60
2:H:106:DT:H2''	2:H:107:DG:H5'	1.83	0.60
3:A:405:LYS:HA	3:A:699:GLY:HA3	1.84	0.60
3:D:434:PHE:CZ	3:D:460:GLY:HA2	2.36	0.60
1:G:12:DA:H2''	1:G:13:DG:C8	2.36	0.60
2:F:111:DT:H2''	2:F:112:DT:C5'	2.31	0.60
3:B:294:SER:HB2	3:B:301:GLY:HA2	1.82	0.60
3:A:554:THR:C	4:A:960:HOH:O	2.41	0.60
3:A:502:ALA:HA	3:A:538:LEU:HD23	1.82	0.60
3:C:711:ASN:ND2	3:C:754:GLN:HE21	2.00	0.60
3:D:890:ASP:HB3	4:D:949:HOH:O	2.02	0.60
3:A:784:SER:HB3	3:A:829:LYS:HG2	1.81	0.60
3:C:655:ALA:O	3:C:660:GLU:HG2	2.02	0.59
3:A:386:HIS:HB2	3:A:573:VAL:HB	1.84	0.59
3:A:625:ILE:HG12	3:A:683:MSE:HE1	1.83	0.59
3:D:730:LEU:HD12	3:D:883:PHE:CZ	2.37	0.59
3:B:636:VAL:O	3:B:640:LYS:HG3	2.02	0.59
3:B:285:GLN:HG3	3:B:286:PRO:HD2	1.84	0.59
3:C:112:ASN:HB3	3:C:214:THR:CG2	2.30	0.59
3:A:81:GLU:OE2	3:A:83:LEU:HG	2.03	0.59
2:J:101:DG:HO5'	2:J:101:DG:H8	1.50	0.59
2:F:102:DC:H2''	2:F:103:DG:OP2	2.02	0.59
3:B:303:LEU:C	3:B:304:LYS:HD2	2.23	0.59
1:I:6:DA:H2''	1:I:7:DA:H8	1.66	0.59
1:K:3:CTG:H2''	1:K:4:DG:H8	1.66	0.59
3:A:791:TYR:O	3:A:798:GLY:N	2.36	0.59
3:D:510:VAL:O	3:D:533:LEU:HD13	2.02	0.59
1:K:13:DG:H2'	1:K:14:DC:C6	2.38	0.59
2:J:105:DC:H2''	2:J:106:DT:C5'	2.32	0.59
3:A:194:GLU:OE1	3:A:229:ARG:HD2	2.02	0.59
3:D:731:GLU:N	4:D:925:HOH:O	2.35	0.59
3:C:273:TYR:OH	3:C:335:ASP:HA	2.02	0.59
3:B:82:ALA:N	3:B:382:GLN:HE21	1.90	0.59
3:C:1:MSE:HE1	3:C:107:LYS:HE3	1.84	0.59
1:K:1:DC:H4'	3:D:572:ASN:HD21	1.68	0.59
2:L:105:DC:OP1	2:L:105:DC:H4'	2.03	0.58
3:B:731:GLU:HB3	3:B:737:THR:HG21	1.85	0.58

Continued on next page...

Continued from previous page...

Atom-1	Atom-2	Interatomic distance (Å)	Clash overlap (Å)
3:D:708:TYR:O	3:D:730:LEU:HD22	2.03	0.58
3:C:757:GLU:HB2	3:C:889:LEU:HD22	1.84	0.58
3:D:202:LEU:HD13	3:D:241:ARG:HD2	1.86	0.58
3:D:844:LYS:N	3:D:844:LYS:HD3	2.15	0.58
3:A:90:LEU:CD2	3:A:353:ILE:HG22	2.31	0.58
3:D:330:ARG:O	3:D:334:ILE:HG13	2.02	0.58
3:A:513:PRO:HG3	3:A:537:SER:HB3	1.84	0.58
3:D:306:ASP:HB2	3:D:315:SER:OG	2.03	0.58
1:I:8:DT:H2'	1:I:9:DG:C8	2.37	0.58
3:D:642:ARG:HG3	3:D:643:ASP:OD2	2.03	0.58
1:I:2:DG:H2''	1:I:3:CTG:OP2	2.04	0.58
3:A:791:TYR:HA	3:A:799:PRO:HD2	1.84	0.58
3:A:807:GLY:HA3	4:A:972:HOH:O	2.03	0.58
3:D:832:VAL:HB	4:D:957:HOH:O	2.02	0.58
3:D:496:GLY:HA2	3:D:499:ILE:HD12	1.84	0.58
3:A:896:SER:HB3	3:A:899:ASP:OD1	2.03	0.58
3:D:392:PRO:HD2	3:D:584:THR:HG22	1.86	0.58
3:A:784:SER:HA	3:A:829:LYS:HA	1.85	0.58
3:A:129:ALA:HA	3:A:225:TYR:CE1	2.39	0.58
3:A:734:LYS:HE2	3:A:737:THR:OG1	2.04	0.58
3:A:485:HIS:HB3	3:A:556:GLN:NE2	2.18	0.58
3:D:422:GLN:HG3	3:D:678:GLN:O	2.04	0.58
3:B:386:HIS:CD2	4:B:1064:HOH:O	2.56	0.58
3:D:830:VAL:HG22	3:D:831:TYR:H	1.69	0.58
3:D:10:GLN:HG3	3:D:65:MSE:SE	2.53	0.58
3:C:897:LEU:H	3:C:897:LEU:CD2	2.11	0.58
3:B:435:LYS:O	3:B:435:LYS:HG2	2.04	0.58
3:A:64:ASN:ND2	3:A:67:ASP:H	2.02	0.58
3:A:489:MSE:HE2	3:A:490:LEU:HG	1.86	0.58
3:A:776:TYR:CB	3:A:866:MSE:HE1	2.34	0.57
3:A:775:ASN:ND2	3:A:777:ILE:HB	2.16	0.57
3:B:271:LEU:HD11	3:B:356:GLN:HA	1.85	0.57
2:L:103:DG:H2''	2:L:104:DG:C8	2.39	0.57
1:E:4:DG:H2''	1:E:5:DG:O5'	2.05	0.57
1:G:7:DA:H2'	1:G:8:DT:H72	1.86	0.57
3:D:495:ASN:HD22	3:D:521:ASP:HA	1.68	0.57
1:G:14:DC:H2''	1:G:15:DC:C5'	2.34	0.57
3:D:51:ASP:HA	3:D:379:VAL:HG22	1.85	0.57
1:I:5:DG:H2''	1:I:6:DA:H5''	1.86	0.57
3:A:739:LYS:CD	3:A:739:LYS:N	2.68	0.57
3:B:158:ASN:HD22	3:B:158:ASN:N	2.02	0.57

Continued on next page...

Continued from previous page...

Atom-1	Atom-2	Interatomic distance (Å)	Clash overlap (Å)
3:C:52:ILE:HB	3:C:428:GLU:HG2	1.85	0.57
2:H:114:DC:OP1	3:B:728:MSE:HE3	2.04	0.57
3:C:555:ALA:O	3:C:559:ARG:HG2	2.04	0.57
3:B:421:ARG:HD2	3:B:476:THR:OG1	2.03	0.57
3:D:509:SER:HB2	3:D:533:LEU:HA	1.87	0.57
3:B:685:ARG:NH2	3:B:714:ASP:OD1	2.37	0.57
3:B:534:SER:OG	3:B:537:SER:HB2	2.05	0.57
3:B:227:TYR:CD2	3:B:263:ILE:HD13	2.40	0.57
3:D:514:LEU:HD23	3:D:541:MSE:HE1	1.87	0.57
3:B:312:LEU:HD12	3:B:320:TYR:HB2	1.86	0.57
3:C:711:ASN:HD21	3:C:754:GLN:HE21	1.51	0.57
3:B:703:THR:OG1	3:B:707:ARG:HD3	2.05	0.57
3:B:183:ILE:HG23	3:B:184:ASP:N	2.19	0.57
3:C:477:LYS:O	3:C:481:GLN:HG3	2.04	0.57
3:A:800:LYS:NZ	3:A:800:LYS:HB2	2.20	0.57
3:D:730:LEU:N	3:D:730:LEU:HD23	2.19	0.57
3:B:245:HIS:HE1	4:B:961:HOH:O	1.85	0.57
3:A:471:VAL:HB	3:A:472:PRO:CD	2.34	0.57
3:D:396:VAL:HG21	3:D:706:LYS:HE2	1.86	0.57
3:D:833:LEU:CD2	3:D:866:MSE:HE3	2.35	0.57
3:A:806:ARG:HA	3:A:809:LEU:HD12	1.86	0.57
1:E:9:DG:H2''	1:E:11:DC:O4'	2.05	0.57
3:B:593:ALA:HB1	3:B:681:MSE:HE3	1.87	0.57
3:A:807:GLY:CA	4:A:972:HOH:O	2.52	0.57
3:D:300:VAL:HG21	3:D:330:ARG:NH1	2.20	0.57
3:C:42:PRO:HG2	3:C:45:GLN:HG3	1.86	0.57
3:A:6:LEU:CD1	3:A:26:GLU:HG3	2.35	0.56
3:A:771:PHE:HA	3:A:774:LEU:HD12	1.86	0.56
3:A:597:ILE:HD11	3:A:663:ILE:HG23	1.86	0.56
3:B:478:VAL:HG13	3:B:559:ARG:HG3	1.87	0.56
2:L:106:DT:H5''	2:L:106:DT:H6	1.70	0.56
3:D:831:TYR:HB2	3:D:848:TRP:CB	2.35	0.56
3:D:147:TYR:HA	3:D:187:ILE:HG23	1.87	0.56
3:C:750:ARG:NH2	3:C:755:GLU:OE1	2.38	0.56
3:D:212:ILE:CD1	3:D:345:LEU:HD21	2.29	0.56
3:D:873:GLU:HG2	3:D:877:ILE:CD1	2.35	0.56
1:E:14:DC:H2'	1:E:15:DC:C6	2.40	0.56
3:A:163:SER:N	3:A:318:GLN:OE1	2.35	0.56
3:C:218:VAL:HA	3:C:222:ALA:HB3	1.86	0.56
3:A:685:ARG:HH11	3:A:688:ILE:HG13	1.69	0.56
3:B:410:PHE:HB3	3:B:683:MSE:HG2	1.87	0.56

Continued on next page...

Continued from previous page...

Atom-1	Atom-2	Interatomic distance (Å)	Clash overlap (Å)
3:D:35:PRO:HD2	3:D:64:ASN:O	2.06	0.56
3:A:157:GLY:C	3:A:158:ASN:HD22	2.09	0.56
3:D:116:GLU:HB3	3:D:135:ALA:HB3	1.87	0.56
1:K:11:DC:H2''	1:K:12:DA:H5'	1.87	0.56
3:C:523:SER:CB	3:C:525:GLU:HG2	2.35	0.56
3:B:660:GLU:HB3	3:B:661:PRO:HD3	1.87	0.56
3:C:599:ARG:HA	4:C:920:HOH:O	2.06	0.56
3:A:101:ILE:HG21	3:A:349:TYR:HB3	1.88	0.56
3:C:181:GLU:CD	3:C:181:GLU:H	2.08	0.56
3:B:530:ILE:HG13	3:B:531:LYS:N	2.15	0.56
3:C:216:TRP:O	3:C:217:ASN:HB2	2.06	0.56
3:B:351:ALA:O	3:B:352:LYS:HB2	2.05	0.56
3:C:503:LEU:HD21	3:C:538:LEU:HB3	1.86	0.56
3:D:803:PHE:CE1	3:D:845:CYS:HB3	2.41	0.56
1:E:2:DG:OP2	3:A:362:ILE:HD12	2.05	0.56
3:D:530:ILE:HD13	3:D:530:ILE:N	2.19	0.56
2:L:106:DT:H2''	2:L:107:DG:C5'	2.35	0.56
3:B:221:PHE:O	3:B:224:PRO:HD2	2.05	0.56
3:A:712:VAL:HG22	3:A:724:LYS:O	2.06	0.56
3:D:546:GLN:HA	3:D:546:GLN:OE1	2.05	0.56
3:D:223:ILE:HB	3:D:224:PRO:HD3	1.86	0.56
3:A:410:PHE:HZ	3:A:659:MSE:HE3	1.69	0.56
1:K:5:DG:H2'	1:K:6:DA:C8	2.40	0.56
2:F:111:DT:H2''	2:F:112:DT:H5'	1.87	0.56
3:C:175:GLY:CA	3:C:319:ARG:HH21	2.19	0.56
3:D:416:TYR:N	4:D:958:HOH:O	2.32	0.56
3:A:231:LYS:O	3:A:234:PHE:O	2.23	0.56
3:C:434:PHE:CE1	3:C:460:GLY:HA2	2.40	0.56
3:B:494:ARG:HH11	3:B:494:ARG:HB3	1.70	0.56
3:D:752:MSE:HE3	3:D:889:LEU:HD12	1.87	0.56
3:D:222:ALA:O	3:D:226:VAL:HG23	2.06	0.56
3:D:421:ARG:NE	3:D:476:THR:OG1	2.39	0.56
3:C:171:GLN:NE2	3:C:303:LEU:HD22	2.21	0.56
3:D:216:TRP:CZ2	3:D:293:ILE:HD13	2.41	0.56
3:B:245:HIS:HD2	4:B:957:HOH:O	1.88	0.56
3:D:329:TYR:O	3:D:333:GLN:HG3	2.05	0.56
3:C:150:ASP:OD2	3:C:321:ILE:HG13	2.06	0.56
3:A:362:ILE:HD11	3:A:572:ASN:CG	2.26	0.55
3:D:588:THR:O	3:D:591:GLN:HB2	2.05	0.55
3:B:197:LEU:HD23	3:B:197:LEU:C	2.26	0.55
3:A:739:LYS:HD2	3:A:739:LYS:N	2.21	0.55

Continued on next page...

Continued from previous page...

Atom-1	Atom-2	Interatomic distance (Å)	Clash overlap (Å)
1:E:13:DG:H2''	1:E:14:DC:O5'	2.06	0.55
3:D:348:GLY:HA2	3:D:353:ILE:CD1	2.37	0.55
1:E:18:DG:N3	1:E:18:DG:H2'	2.22	0.55
3:D:146:PHE:HB2	3:D:186:ILE:HG22	1.88	0.55
3:A:116:GLU:HB2	3:A:135:ALA:HB3	1.87	0.55
3:D:873:GLU:HG2	3:D:877:ILE:HD13	1.87	0.55
3:C:482:ARG:HG3	3:C:559:ARG:HB2	1.86	0.55
3:A:113:PHE:CE1	3:A:218:VAL:HG21	2.41	0.55
3:D:801:CYS:SG	3:D:802:PRO:HD2	2.47	0.55
3:D:566:LEU:O	3:D:570:LEU:HD23	2.06	0.55
3:C:25:ARG:HD2	4:C:958:HOH:O	2.06	0.55
3:B:322:SER:O	3:B:326:ILE:HG12	2.07	0.55
3:D:493:GLN:HG2	3:D:546:GLN:HE22	1.72	0.55
3:D:402:ASN:CG	3:D:403:ARG:N	2.60	0.55
3:A:394:ALA:N	4:A:1011:HOH:O	2.37	0.55
3:B:253:ILE:HD11	3:B:260:ARG:NH1	2.21	0.55
3:D:511:ASP:O	3:D:533:LEU:HD11	2.07	0.55
3:C:143:ASP:O	3:C:145:ARG:HG2	2.07	0.55
1:I:4:DG:H2''	1:I:5:DG:O5'	2.07	0.55
3:D:470:VAL:HG13	3:D:471:VAL:N	2.20	0.55
3:C:818:ASN:HD22	3:C:818:ASN:C	2.10	0.55
3:D:887:ALA:O	3:D:888:LYS:HB3	2.05	0.55
3:A:287:SER:HB3	3:A:292:TYR:CD1	2.41	0.55
3:C:457:SER:O	3:C:459:ASN:N	2.39	0.55
3:A:726:LYS:HE3	3:A:728:MSE:CG	2.37	0.55
3:A:485:HIS:CB	3:A:556:GLN:HE21	2.19	0.55
3:D:426:SER:O	3:D:428:GLU:N	2.40	0.55
3:C:422:GLN:HG3	3:C:678:GLN:O	2.07	0.55
3:D:443:ILE:HD13	3:D:595:GLN:HB2	1.89	0.55
3:B:776:TYR:HB2	3:B:866:MSE:HE1	1.89	0.55
3:B:121:ASP:HA	3:B:819:ILE:CG2	2.34	0.55
3:D:188:TYR:CD2	3:D:190:PRO:HD3	2.42	0.55
3:A:221:PHE:O	3:A:224:PRO:HD2	2.07	0.55
3:C:52:ILE:HG12	4:C:926:HOH:O	2.07	0.55
3:D:617:VAL:O	3:D:617:VAL:HG23	2.07	0.55
3:C:237:SER:O	3:C:240:LYS:HG2	2.07	0.54
3:C:223:ILE:HB	3:C:224:PRO:HD3	1.89	0.54
3:D:137:THR:HG22	3:D:138:HIS:N	2.19	0.54
3:A:592:MSE:HE1	3:A:674:MSE:CG	2.37	0.54
3:D:64:ASN:HD21	3:D:67:ASP:H	1.55	0.54
3:D:455:SER:OG	3:D:676:ASN:HA	2.06	0.54

Continued on next page...

Continued from previous page...

Atom-1	Atom-2	Interatomic distance (Å)	Clash overlap (Å)
3:A:631:LYS:HB2	3:A:631:LYS:HZ3	1.72	0.54
3:D:151:LEU:HD22	3:D:152:LEU:H	1.71	0.54
3:D:497:GLU:C	3:D:499:ILE:H	2.11	0.54
3:A:37:LEU:HD21	3:A:72:ILE:HD11	1.88	0.54
3:B:405:LYS:HA	3:B:699:GLY:CA	2.34	0.54
2:J:101:DG:H2''	2:J:102:DC:H6	1.72	0.54
1:K:4:DG:H4'	3:D:391:TYR:O	2.07	0.54
3:D:485:HIS:HB3	3:D:556:GLN:HB3	1.90	0.54
3:B:700:GLY:HA2	3:B:753:LEU:CD2	2.36	0.54
3:D:403:ARG:HA	4:D:917:HOH:O	2.08	0.54
3:C:443:ILE:O	3:C:599:ARG:NH2	2.33	0.54
3:A:376:GLN:HG3	3:A:378:LYS:HG3	1.90	0.54
3:C:656:ARG:HA	3:C:660:GLU:HG3	1.90	0.54
3:A:482:ARG:HE	3:A:560:LYS:HB2	1.72	0.54
3:B:291:ASP:HB2	3:B:302:LYS:HG3	1.89	0.54
2:L:106:DT:H2''	2:L:107:DG:O4'	2.07	0.54
3:C:482:ARG:HG2	3:C:556:GLN:HG2	1.90	0.54
3:D:348:GLY:HA2	3:D:353:ILE:HD11	1.90	0.54
3:D:81:GLU:CD	3:D:83:LEU:HD21	2.28	0.54
3:C:587:THR:HG22	3:C:588:THR:N	2.21	0.54
3:B:818:ASN:HD22	3:B:857:LEU:CD1	2.20	0.54
3:B:256:MSE:HG2	3:B:257:TYR:CD2	2.42	0.54
3:D:599:ARG:HB3	3:D:599:ARG:NH1	2.23	0.54
3:C:167:ALA:HA	3:C:176:ASP:CB	2.38	0.54
1:G:12:DA:H2''	1:G:13:DG:H8	1.71	0.54
1:G:12:DA:C2'	1:G:13:DG:C8	2.90	0.54
3:D:685:ARG:NH1	3:D:688:ILE:HG13	2.23	0.54
2:F:104:DG:H2''	2:F:105:DC:O5'	2.08	0.54
3:B:775:ASN:HD21	3:B:777:ILE:HB	1.73	0.54
3:B:433:THR:O	3:B:462:MSE:HE2	2.08	0.54
1:K:12:DA:H2''	1:K:13:DG:O5'	2.07	0.54
3:D:64:ASN:HD22	3:D:66:ARG:H	1.56	0.54
3:D:637:GLY:HA2	4:D:956:HOH:O	2.07	0.54
1:E:6:DA:H2''	1:E:7:DA:H8	1.69	0.53
3:D:744:ALA:HB2	3:D:767:PHE:CE2	2.43	0.53
2:F:103:DG:H2''	2:F:104:DG:O5'	2.08	0.53
3:D:582:ASN:O	3:D:586:ILE:HG13	2.07	0.53
3:D:111:ALA:HB3	3:D:210:PRO:HB3	1.90	0.53
3:B:251:LYS:HB3	3:B:262:ILE:HG13	1.89	0.53
3:C:15:ILE:HD11	3:C:92:TYR:CZ	2.43	0.53
3:A:132:PRO:HD2	4:A:963:HOH:O	2.07	0.53

Continued on next page...

Continued from previous page...

Atom-1	Atom-2	Interatomic distance (Å)	Clash overlap (Å)
2:L:105:DC:OP1	2:L:105:DC:C4'	2.57	0.53
3:D:487:GLY:C	4:D:938:HOH:O	2.46	0.53
3:D:155:PRO:C	3:D:157:GLY:H	2.12	0.53
3:B:163:SER:N	3:B:318:GLN:HE22	2.06	0.53
3:D:125:GLU:O	3:D:129:ALA:HB2	2.08	0.53
3:A:373:LEU:HD12	3:A:380:ILE:HG22	1.90	0.53
2:J:109:DC:H2''	2:J:110:DA:C5'	2.37	0.53
2:F:112:DT:H2''	2:F:113:DC:O5'	2.08	0.53
3:A:389:GLN:HB2	4:A:998:HOH:O	2.07	0.53
3:D:642:ARG:H	3:D:646:HIS:CD2	2.26	0.53
3:C:526:ILE:HG23	3:C:529:LYS:HD3	1.90	0.53
3:B:645:ASN:OD1	3:B:719:ARG:NH1	2.42	0.53
3:D:524:ASP:HB3	3:D:525:GLU:OE2	2.07	0.53
3:D:459:ASN:HD21	3:D:461:MSE:HB2	1.73	0.53
3:A:739:LYS:H	3:A:739:LYS:HD2	1.74	0.53
3:D:730:LEU:CD2	3:D:730:LEU:H	2.21	0.53
3:A:213:LEU:CD1	3:A:223:ILE:HD11	2.37	0.53
3:B:303:LEU:HB2	3:B:323:TYR:HD1	1.72	0.53
3:D:87:ASP:CG	3:D:90:LEU:HD13	2.28	0.53
3:D:533:LEU:HD12	3:D:537:SER:OG	2.08	0.53
3:C:14:SER:HB3	3:C:32:GLU:OE1	2.09	0.53
3:D:809:LEU:HA	3:D:812:ASN:ND2	2.23	0.53
2:J:115:DA:OP1	3:C:708:TYR:OH	2.23	0.53
3:D:490:LEU:HD23	3:D:490:LEU:O	2.08	0.53
1:K:2:DG:H1'	1:K:3:CTG:O5	2.07	0.53
3:B:435:LYS:CD	3:B:435:LYS:H	2.21	0.53
3:A:552:GLY:O	3:A:555:ALA:HB3	2.09	0.53
3:D:700:GLY:CA	3:D:753:LEU:HD22	2.38	0.53
3:D:679:HIS:O	3:D:680:LEU:HG	2.09	0.53
3:A:825:VAL:HG23	3:A:828:GLU:HB2	1.90	0.53
3:D:247:LYS:O	3:D:266:PHE:HB2	2.09	0.53
3:A:738:PRO:HD3	3:A:781:SER:HA	1.91	0.53
3:B:154:SER:HB3	3:B:313:ARG:NH1	2.20	0.53
2:H:107:DG:H8	4:H:306:HOH:O	1.92	0.53
1:G:16:DG:H2''	1:G:17:DC:H5''	1.90	0.53
3:C:858:ILE:O	3:C:862:VAL:HG23	2.08	0.53
3:D:602:ASN:HD21	3:D:617:VAL:HG22	1.74	0.53
3:A:254:GLU:CD	3:A:259:SER:HB2	2.29	0.53
3:D:782:VAL:HG12	3:D:783:SER:N	2.24	0.53
3:C:461:MSE:HE3	3:C:581:ARG:HB3	1.91	0.53
3:B:133:ILE:HD12	3:B:198:LEU:HD21	1.90	0.53

Continued on next page...

Continued from previous page...

Atom-1	Atom-2	Interatomic distance (Å)	Clash overlap (Å)
1:E:13:DG:OP1	3:A:800:LYS:HA	2.10	0.52
3:C:351:ALA:O	3:C:352:LYS:HB2	2.08	0.52
3:C:355:ILE:O	3:C:358:VAL:HG13	2.08	0.52
3:C:681:MSE:HA	3:C:681:MSE:HE2	1.92	0.52
2:J:112:DT:H2''	2:J:113:DC:OP2	2.09	0.52
2:L:114:DC:H1'	3:D:706:LYS:HD3	1.90	0.52
3:A:12:GLY:O	3:A:13:ASP:HB2	2.10	0.52
3:A:902:ASP:HA	4:A:1014:HOH:O	2.10	0.52
3:B:465:LYS:HE3	3:B:677:LYS:HA	1.92	0.52
2:F:104:DG:H2'	2:F:105:DC:C6	2.44	0.52
3:A:64:ASN:HD22	3:A:67:ASP:H	1.57	0.52
3:D:47:THR:HG22	3:D:48:LYS:H	1.74	0.52
2:H:110:DA:H1'	2:H:111:DT:H5''	1.90	0.52
1:E:7:DA:H2'	1:E:8:DT:H72	1.91	0.52
1:G:6:DA:H2''	1:G:7:DA:OP2	2.10	0.52
1:K:7:DA:H2'	1:K:8:DT:C6	2.44	0.52
3:A:739:LYS:H	3:A:739:LYS:CE	2.22	0.52
3:C:145:ARG:HB2	3:C:147:TYR:CE1	2.45	0.52
3:D:21:ASP:HB3	3:D:23:ASN:OD1	2.09	0.52
3:B:791:TYR:HA	4:B:1086:HOH:O	2.10	0.52
3:A:709:ALA:O	3:A:710:LEU:HD23	2.09	0.52
3:B:592:MSE:HE1	3:B:674:MSE:HG3	1.91	0.52
3:A:557:ILE:HB	4:A:960:HOH:O	2.10	0.52
3:C:34:LYS:HE3	3:C:63:ALA:HA	1.91	0.52
3:C:898:PHE:O	3:C:899:ASP:HB3	2.09	0.52
3:B:34:LYS:NZ	3:B:61:LEU:HD11	2.24	0.52
3:C:369:ILE:HG12	3:C:474:GLU:HG3	1.92	0.52
3:A:527:LYS:O	3:A:530:ILE:HG12	2.09	0.52
1:E:11:DC:H2''	1:E:12:DA:O5'	2.10	0.52
3:C:221:PHE:C	3:C:224:PRO:HD2	2.29	0.52
1:K:17:DC:H6	1:K:17:DC:H5'	1.74	0.52
3:C:659:MSE:O	3:C:663:ILE:HG13	2.09	0.52
3:B:727:ILE:HG21	3:B:732:THR:HG21	1.91	0.52
3:A:346:ASP:HB3	4:A:965:HOH:O	2.10	0.52
3:B:193:ASN:HD22	3:B:194:GLU:N	2.08	0.52
3:A:896:SER:HB3	3:A:899:ASP:CG	2.29	0.52
3:D:116:GLU:HB2	3:D:324:ASN:HD22	1.74	0.52
3:A:51:ASP:HB2	4:A:908:HOH:O	2.09	0.52
3:B:486:LYS:HA	3:B:556:GLN:OE1	2.09	0.52
3:B:528:GLU:C	3:B:530:ILE:H	2.14	0.52
3:A:486:LYS:CE	3:A:556:GLN:HG2	2.38	0.52

Continued on next page...

Continued from previous page...

Atom-1	Atom-2	Interatomic distance (Å)	Clash overlap (Å)
3:C:397:LYS:O	3:C:399:PRO:HD3	2.10	0.52
3:D:364:THR:O	3:D:368:ILE:HG13	2.09	0.52
3:D:713:TRP:CZ3	3:D:723:PRO:HD3	2.45	0.52
3:B:434:PHE:CE2	3:B:460:GLY:HA2	2.45	0.52
1:I:9:DG:H2''	1:I:10:DA:H5'	1.92	0.51
3:C:240:LYS:HD2	3:C:246:ARG:O	2.10	0.51
3:D:285:GLN:HE21	3:D:286:PRO:HD2	1.75	0.51
3:C:110:VAL:O	3:C:141:SER:HB3	2.10	0.51
3:D:50:PHE:HD2	3:D:54:GLY:O	1.93	0.51
3:D:735:SER:HA	4:D:930:HOH:O	2.09	0.51
3:D:218:VAL:HG12	3:D:223:ILE:CG1	2.31	0.51
3:D:410:PHE:O	3:D:624:SER:HA	2.10	0.51
3:A:822:PRO:HB2	3:A:849:PRO:HG3	1.91	0.51
3:B:641:PHE:HD1	3:B:646:HIS:CD2	2.28	0.51
3:A:739:LYS:NZ	3:A:780:ALA:O	2.43	0.51
1:E:9:DG:O3'	3:A:874:LYS:HE3	2.11	0.51
3:D:485:HIS:HA	3:D:488:TYR:HD1	1.74	0.51
3:C:451:SER:HB3	3:C:456:CYS:SG	2.50	0.51
3:C:20:ILE:HA	3:C:25:ARG:O	2.10	0.51
3:C:594:LEU:O	3:C:597:ILE:HG22	2.10	0.51
3:A:518:TYR:HE2	3:A:541:MSE:HG3	1.76	0.51
3:A:458:PRO:HG3	3:A:592:MSE:SE	2.60	0.51
3:D:517:ASP:C	3:D:519:ARG:H	2.12	0.51
1:I:16:DG:H2''	1:I:17:DC:C5'	2.41	0.51
3:B:597:ILE:HD12	3:B:598:GLU:N	2.26	0.51
3:B:555:ALA:O	3:B:559:ARG:HD3	2.10	0.51
3:C:750:ARG:HH22	3:C:755:GLU:CD	2.13	0.51
3:D:757:GLU:HB2	3:D:889:LEU:HD22	1.92	0.51
3:C:811:TYR:CE2	3:C:815:ILE:HD13	2.45	0.51
3:C:112:ASN:ND2	3:C:332:LEU:HD11	2.17	0.51
3:D:846:ILE:HD13	3:D:862:VAL:HG21	1.93	0.51
3:D:410:PHE:HB3	3:D:683:MSE:HE2	1.93	0.51
3:B:75:MSE:HE2	3:B:78:ILE:HG21	1.92	0.51
3:A:757:GLU:HB2	3:A:889:LEU:HD22	1.92	0.51
3:B:401:PRO:O	3:B:402:ASN:HB2	2.11	0.51
3:C:598:GLU:HG3	3:C:617:VAL:HG11	1.92	0.51
3:C:159:VAL:HG21	3:C:317:HIS:CD2	2.45	0.51
3:C:116:GLU:HB2	3:C:135:ALA:HB3	1.92	0.51
3:C:11:ILE:HD13	3:C:247:LYS:HD2	1.92	0.51
3:C:482:ARG:C	3:C:484:GLU:N	2.64	0.51
3:D:489:MSE:HA	4:D:936:HOH:O	2.09	0.51

Continued on next page...

Continued from previous page...

Atom-1	Atom-2	Interatomic distance (Å)	Clash overlap (Å)
3:A:526:ILE:O	3:A:530:ILE:HG23	2.11	0.51
3:D:485:HIS:CG	4:D:918:HOH:O	2.63	0.51
3:D:505:ASN:N	3:D:506:PRO:HD3	2.26	0.51
3:D:781:SER:HB2	4:D:957:HOH:O	2.10	0.51
3:C:137:THR:HG21	3:C:325:ILE:HA	1.92	0.51
3:D:494:ARG:HG2	3:D:494:ARG:O	2.10	0.51
3:B:581:ARG:HD2	4:B:999:HOH:O	2.11	0.51
3:B:793:VAL:O	3:B:796:PHE:HD2	1.93	0.51
3:B:589:PHE:HE1	3:B:681:MSE:CE	2.24	0.51
3:D:841:PHE:CZ	3:D:861:ASP:HB3	2.44	0.51
3:B:402:ASN:HA	3:B:886:ALA:O	2.10	0.51
3:C:738:PRO:HG2	3:C:741:VAL:HB	1.93	0.51
3:D:354:GLN:HB3	3:D:356:GLN:NE2	2.26	0.51
1:G:16:DG:H2"	1:G:17:DC:C5'	2.41	0.51
3:D:599:ARG:O	3:D:603:GLU:HG3	2.11	0.51
3:C:362:ILE:HD12	3:C:575:PHE:HB2	1.93	0.51
3:B:89:LYS:NZ	3:B:89:LYS:HB2	2.25	0.51
3:C:518:TYR:HA	4:C:1027:HOH:O	2.10	0.51
3:B:398:GLU:OE2	3:B:705:LYS:HE3	2.11	0.51
3:C:620:GLY:HA2	3:C:624:SER:O	2.11	0.51
3:C:572:ASN:HD22	3:C:574:TRP:N	2.07	0.51
3:A:700:GLY:HA2	3:A:753:LEU:CD2	2.41	0.51
3:A:489:MSE:C	3:A:491:ALA:H	2.14	0.51
3:D:599:ARG:HH11	3:D:599:ARG:HB3	1.76	0.51
3:B:241:ARG:NH2	4:B:1087:HOH:O	2.44	0.51
3:D:469:GLY:C	3:D:472:PRO:HD2	2.31	0.50
3:D:811:TYR:CZ	3:D:815:ILE:HD11	2.47	0.50
3:A:298:LEU:O	3:A:299:ASN:HB3	2.11	0.50
3:C:162:TRP:HB3	3:C:188:TYR:CZ	2.46	0.50
3:D:819:ILE:HG13	3:D:819:ILE:O	2.11	0.50
2:L:103:DG:H2"	2:L:104:DG:H8	1.74	0.50
1:E:7:DA:H2"	1:E:8:DT:O5'	2.12	0.50
3:D:322:SER:O	3:D:326:ILE:HG23	2.11	0.50
3:B:405:LYS:O	3:B:630:ASP:OD2	2.29	0.50
3:A:839:ASN:ND2	3:A:841:PHE:HB2	2.26	0.50
3:D:64:ASN:ND2	3:D:67:ASP:H	2.09	0.50
3:C:133:ILE:HD12	3:C:198:LEU:HD21	1.92	0.50
3:B:522:PHE:HB2	3:B:526:ILE:HD12	1.92	0.50
3:B:658:ARG:HG2	3:D:897:LEU:HD21	1.94	0.50
3:B:790:LYS:HA	4:B:1052:HOH:O	2.10	0.50
3:D:182:ILE:O	3:D:186:ILE:HG23	2.11	0.50

Continued on next page...

Continued from previous page...

Atom-1	Atom-2	Interatomic distance (Å)	Clash overlap (Å)
3:D:381:PRO:O	3:D:576:ARG:HD2	2.11	0.50
3:C:260:ARG:HH11	3:C:260:ARG:HG2	1.75	0.50
3:A:526:ILE:HA	3:A:529:LYS:HB3	1.92	0.50
2:J:108:DT:H2''	2:J:109:DC:C5'	2.42	0.50
3:A:171:GLN:HE22	3:A:319:ARG:HH12	1.60	0.50
3:B:599:ARG:HA	4:B:1083:HOH:O	2.11	0.50
3:C:447:ALA:HA	4:C:927:HOH:O	2.11	0.50
3:C:284:ASN:HD21	3:C:829:LYS:HZ1	1.58	0.50
1:K:11:DC:H2''	1:K:12:DA:C5'	2.42	0.50
3:D:487:GLY:O	3:D:491:ALA:N	2.37	0.50
3:A:221:PHE:C	3:A:224:PRO:HD2	2.32	0.50
3:A:730:LEU:HD13	3:A:883:PHE:CE1	2.46	0.50
2:F:106:DT:C1'	2:F:107:DG:H5''	2.41	0.50
3:B:608:VAL:HG11	3:D:897:LEU:HD22	1.94	0.50
1:K:1:DC:H4'	3:D:572:ASN:ND2	2.27	0.50
3:D:479:PHE:CE1	3:D:563:ILE:HD13	2.47	0.50
3:A:245:HIS:HE1	4:A:949:HOH:O	1.94	0.50
3:A:733:GLN:HE21	3:A:733:GLN:N	2.09	0.50
1:I:10:DA:OP1	3:C:874:LYS:HD2	2.11	0.50
2:J:101:DG:H2''	2:J:102:DC:C6	2.46	0.50
3:D:488:TYR:O	3:D:552:GLY:HA3	2.11	0.50
3:B:218:VAL:HG22	3:B:223:ILE:HG13	1.94	0.50
3:B:326:ILE:HG23	3:B:330:ARG:HE	1.76	0.50
3:A:236:GLU:HG2	3:A:240:LYS:HE2	1.93	0.50
3:A:439:LEU:HD22	4:A:988:HOH:O	2.12	0.50
3:D:854:ILE:HD11	3:D:858:ILE:CD1	2.37	0.50
2:J:104:DG:H2'	2:J:105:DC:C5	2.47	0.50
1:K:2:DG:OP2	3:D:361:PRO:HD2	2.11	0.50
3:C:818:ASN:HD22	3:C:819:ILE:N	2.09	0.50
3:A:653:LYS:C	3:A:653:LYS:HD2	2.32	0.50
3:D:144:ASP:OD1	3:D:185:LYS:HD3	2.11	0.50
3:D:213:LEU:HD23	3:D:213:LEU:C	2.32	0.49
3:D:642:ARG:HG2	3:D:646:HIS:CD2	2.46	0.49
3:B:471:VAL:O	3:B:475:ILE:HG22	2.11	0.49
3:D:809:LEU:HA	3:D:812:ASN:HD22	1.76	0.49
3:A:338:ARG:HB3	3:A:340:PHE:CZ	2.47	0.49
3:D:274:ILE:HG23	3:D:275:ASP:N	2.27	0.49
3:C:179:PRO:HB3	3:C:181:GLU:OE1	2.12	0.49
3:A:154:SER:HB2	3:A:155:PRO:HD2	1.94	0.49
1:E:14:DC:H6	1:E:14:DC:H5''	1.78	0.49
3:D:380:ILE:HD12	3:D:577:TYR:OH	2.11	0.49

Continued on next page...

Continued from previous page...

Atom-1	Atom-2	Interatomic distance (Å)	Clash overlap (Å)
3:B:797:PRO:HG3	3:B:806:ARG:HH12	1.74	0.49
3:D:51:ASP:HB2	4:D:909:HOH:O	2.13	0.49
3:D:518:TYR:C	3:D:520:PHE:H	2.14	0.49
3:B:355:ILE:N	3:B:355:ILE:HD12	2.26	0.49
3:D:202:LEU:HD21	3:D:230:ILE:HD13	1.95	0.49
3:D:484:GLU:C	3:D:486:LYS:H	2.14	0.49
3:B:116:GLU:CB	3:B:135:ALA:HB3	2.41	0.49
3:D:428:GLU:N	4:D:953:HOH:O	2.44	0.49
3:B:362:ILE:HD12	3:B:575:PHE:HB2	1.94	0.49
3:B:486:LYS:O	3:B:489:MSE:HG3	2.12	0.49
3:D:115:ILE:HD13	3:D:226:VAL:HG23	1.94	0.49
3:B:154:SER:CB	3:B:313:ARG:HH12	2.21	0.49
3:C:302:LYS:HE2	3:C:326:ILE:HG21	1.94	0.49
3:B:423:VAL:O	3:B:424:ASN:HB3	2.11	0.49
3:C:707:ARG:HD3	4:C:905:HOH:O	2.12	0.49
3:B:863:LEU:O	3:B:863:LEU:HD23	2.12	0.49
3:B:218:VAL:O	3:B:223:ILE:HG13	2.13	0.49
3:D:639:SER:C	3:D:641:PHE:H	2.16	0.49
3:A:491:ALA:C	3:A:493:GLN:H	2.15	0.49
3:B:183:ILE:CG2	3:B:184:ASP:N	2.76	0.49
3:C:167:ALA:O	3:C:176:ASP:O	2.31	0.49
3:C:284:ASN:ND2	3:C:829:LYS:HZ1	2.11	0.49
3:A:629:ALA:HA	3:A:632:ILE:HD12	1.94	0.49
3:B:499:ILE:HG22	4:B:1054:HOH:O	2.12	0.49
3:A:415:LEU:O	3:A:419:ILE:HG13	2.13	0.49
3:B:609:CYS:HA	3:B:635:LYS:HE3	1.94	0.49
3:C:272:ASP:OD1	3:C:274:ILE:HG22	2.13	0.49
3:D:399:PRO:HB3	3:D:619:TYR:CD2	2.41	0.49
3:B:645:ASN:HB2	4:B:1063:HOH:O	2.13	0.49
3:D:285:GLN:NE2	3:D:286:PRO:HD2	2.27	0.49
3:D:197:LEU:HD12	3:D:197:LEU:H	1.78	0.49
3:B:808:ILE:HD13	3:B:824:VAL:HG11	1.95	0.49
2:J:104:DG:H2'	2:J:105:DC:H6	1.73	0.49
3:B:193:ASN:ND2	3:B:194:GLU:N	2.61	0.49
3:C:61:LEU:HD23	3:C:62:PHE:N	2.28	0.49
3:D:11:ILE:O	3:D:11:ILE:HG23	2.13	0.49
3:D:824:VAL:HG22	3:D:825:VAL:N	2.28	0.48
3:C:52:ILE:HD12	3:C:428:GLU:CG	2.41	0.48
3:C:880:LEU:HD22	3:C:884:THR:HG23	1.94	0.48
3:C:533:LEU:HB2	3:C:537:SER:HB2	1.95	0.48
3:D:316:ASN:H	3:D:316:ASN:HD22	1.60	0.48

Continued on next page...

Continued from previous page...

Atom-1	Atom-2	Interatomic distance (Å)	Clash overlap (Å)
3:C:471:VAL:HB	3:C:472:PRO:HD3	1.95	0.48
1:E:12:DA:O3'	3:A:800:LYS:HA	2.14	0.48
3:D:830:VAL:HG22	3:D:831:TYR:N	2.28	0.48
3:B:789:ALA:C	3:B:791:TYR:H	2.16	0.48
3:B:123:PHE:CD1	3:B:124:PRO:HD2	2.48	0.48
1:G:8:DT:H2''	1:G:9:DG:C8	2.48	0.48
3:A:739:LYS:H	3:A:739:LYS:HE3	1.78	0.48
3:A:685:ARG:NH2	3:A:717:GLY:H	2.10	0.48
3:C:605:LEU:HA	3:C:608:VAL:HG22	1.94	0.48
3:A:159:VAL:HG21	3:A:317:HIS:CD2	2.48	0.48
3:C:410:PHE:HB3	3:C:683:MSE:HG2	1.95	0.48
3:C:347:MSE:HE2	3:C:558:ASN:ND2	2.29	0.48
3:D:116:GLU:CB	3:D:135:ALA:HB3	2.43	0.48
3:C:416:TYR:HB2	3:C:417:PRO:HD3	1.95	0.48
3:A:776:TYR:CD1	3:A:863:LEU:HD11	2.49	0.48
3:B:727:ILE:HG21	3:B:732:THR:CG2	2.43	0.48
3:D:530:ILE:HG12	3:D:531:LYS:N	2.29	0.48
3:D:213:LEU:HD21	3:D:218:VAL:HG11	1.95	0.48
3:B:734:LYS:O	3:B:735:SER:OG	2.30	0.48
3:A:347:MSE:N	4:A:965:HOH:O	2.46	0.48
3:A:113:PHE:CE1	3:A:218:VAL:CG2	2.97	0.48
3:D:804:HIS:CD2	3:D:805:ILE:HG13	2.48	0.48
3:B:597:ILE:HG21	3:B:667:PHE:CE2	2.49	0.48
3:D:64:ASN:ND2	3:D:66:ARG:H	2.12	0.48
3:C:34:LYS:HB3	3:C:61:LEU:HD21	1.96	0.48
3:B:415:LEU:HD11	3:B:419:ILE:HD11	1.95	0.48
3:B:901:PHE:HB2	3:D:608:VAL:O	2.13	0.48
3:C:803:PHE:HA	4:C:922:HOH:O	2.14	0.48
3:C:149:PHE:N	3:C:149:PHE:CD1	2.81	0.48
3:A:347:MSE:CB	3:A:558:ASN:HD21	2.23	0.48
3:D:727:ILE:HG13	3:D:732:THR:HG21	1.96	0.48
3:D:732:THR:HG23	4:D:914:HOH:O	2.13	0.48
3:A:405:LYS:O	3:A:690:GLY:HA2	2.13	0.48
3:C:706:LYS:C	3:C:707:ARG:HG2	2.34	0.48
3:C:486:LYS:O	3:C:490:LEU:HG	2.12	0.48
3:B:900:MSE:SE	3:D:636:VAL:HA	2.64	0.48
1:E:3:CTG:H2'	1:E:3:CTG:O6	2.12	0.48
3:A:158:ASN:HD22	3:A:158:ASN:N	2.12	0.48
3:D:316:ASN:N	3:D:316:ASN:HD22	2.11	0.48
2:L:107:DG:H2'	2:L:108:DT:C6	2.49	0.48
3:D:487:GLY:O	3:D:491:ALA:HB3	2.13	0.48

Continued on next page...

Continued from previous page...

Atom-1	Atom-2	Interatomic distance (Å)	Clash overlap (Å)
3:C:592:MSE:HE1	3:C:674:MSE:HG3	1.96	0.48
3:C:3:GLU:HG2	3:C:22:SER:N	2.29	0.48
3:B:475:ILE:C	3:B:475:ILE:HD13	2.33	0.48
3:A:6:LEU:HD11	3:A:26:GLU:HG3	1.95	0.48
3:D:528:GLU:C	3:D:530:ILE:HD13	2.34	0.48
3:B:642:ARG:H	3:B:646:HIS:CD2	2.31	0.48
3:C:302:LYS:HD2	3:C:323:TYR:CE1	2.48	0.48
3:A:211:VAL:HG21	4:A:957:HOH:O	2.14	0.48
3:B:560:LYS:HE3	4:B:979:HOH:O	2.13	0.48
1:K:10:DA:H3'	4:K:146:HOH:O	2.14	0.48
3:B:163:SER:HB3	3:B:166:ILE:HD12	1.95	0.48
3:C:104:ASP:OD1	3:C:107:LYS:HG2	2.14	0.48
3:D:503:LEU:O	3:D:506:PRO:HG3	2.13	0.48
3:A:706:LYS:O	3:A:707:ARG:HD3	2.14	0.48
3:B:471:VAL:HB	3:B:472:PRO:CD	2.44	0.48
3:D:62:PHE:HB3	3:D:67:ASP:OD2	2.12	0.48
3:A:636:VAL:O	3:A:640:LYS:HG3	2.14	0.48
3:B:85:MSE:HA	3:B:380:ILE:HD11	1.96	0.48
1:I:13:DG:H2''	1:I:14:DC:O5'	2.13	0.47
3:C:481:GLN:HE21	3:C:559:ARG:HD2	1.78	0.47
3:D:484:GLU:C	3:D:486:LYS:N	2.67	0.47
1:E:16:DG:H2''	1:E:17:DC:O5'	2.14	0.47
3:A:502:ALA:O	3:A:506:PRO:HB3	2.14	0.47
3:B:748:CYS:O	3:B:752:MSE:HG3	2.14	0.47
3:C:878:LYS:HB3	3:C:879:PRO:CD	2.45	0.47
3:D:248:THR:HG22	3:D:265:LEU:HA	1.96	0.47
1:G:5:DG:H1'	1:G:6:DA:H5'	1.96	0.47
3:B:858:ILE:O	3:B:862:VAL:HG23	2.13	0.47
3:C:667:PHE:HB3	3:C:679:HIS:HE1	1.77	0.47
2:J:111:DT:C2'	2:J:112:DT:C5'	2.79	0.47
2:J:102:DC:H2''	2:J:103:DG:O5'	2.15	0.47
3:C:81:GLU:HG2	3:C:83:LEU:CD2	2.44	0.47
3:B:403:ARG:NH1	3:B:887:ALA:O	2.47	0.47
3:A:790:LYS:HD3	3:A:791:TYR:CE1	2.49	0.47
3:D:660:GLU:CB	3:D:661:PRO:HD3	2.43	0.47
1:E:5:DG:H2'	1:E:6:DA:H5''	1.97	0.47
3:D:824:VAL:HG22	3:D:825:VAL:H	1.80	0.47
3:B:664:ASP:OD2	3:B:668:ARG:NH1	2.48	0.47
3:D:197:LEU:C	3:D:199:MSE:H	2.17	0.47
3:B:167:ALA:HA	3:B:176:ASP:HB2	1.97	0.47
3:D:154:SER:HB3	3:D:155:PRO:CD	2.39	0.47

Continued on next page...

Continued from previous page...

Atom-1	Atom-2	Interatomic distance (Å)	Clash overlap (Å)
3:A:112:ASN:C	3:A:112:ASN:HD22	2.18	0.47
3:D:856:ASP:HA	3:D:859:LYS:CB	2.45	0.47
3:B:494:ARG:NH1	3:B:494:ARG:CB	2.77	0.47
3:A:72:ILE:HG22	3:A:76:GLU:OE1	2.15	0.47
3:C:305:TYR:HB3	3:C:323:TYR:OH	2.14	0.47
3:D:82:ALA:N	3:D:382:GLN:OE1	2.43	0.47
1:G:3:CTG:H2'	1:G:3:CTG:O6	2.15	0.47
3:B:732:THR:CG2	3:B:733:GLN:N	2.77	0.47
2:H:112:DT:H2''	2:H:113:DC:OP2	2.15	0.47
3:D:201:TYR:O	3:D:204:PHE:HB3	2.15	0.47
3:A:797:PRO:N	3:A:809:LEU:HD13	2.30	0.47
3:A:774:LEU:HB3	4:A:1004:HOH:O	2.14	0.47
3:B:787:ASN:C	3:B:789:ALA:N	2.68	0.47
3:A:202:LEU:O	3:A:206:GLN:HG2	2.15	0.47
3:D:399:PRO:O	3:D:401:PRO:HD3	2.15	0.47
3:A:822:PRO:HD3	4:A:933:HOH:O	2.15	0.47
3:A:887:ALA:O	3:A:888:LYS:HB2	2.15	0.47
1:I:2:DG:C8	3:C:361:PRO:HG2	2.50	0.47
3:D:197:LEU:HD12	3:D:197:LEU:N	2.30	0.47
3:D:109:ARG:HD2	3:D:209:THR:O	2.14	0.47
3:A:347:MSE:HG2	3:A:358:VAL:HG23	1.96	0.47
3:C:451:SER:OG	3:C:462:MSE:HE3	2.14	0.47
3:D:730:LEU:HD11	3:D:749:ILE:HD13	1.97	0.47
3:D:290:LEU:HD21	3:D:330:ARG:HB2	1.96	0.47
3:D:151:LEU:HD22	3:D:152:LEU:N	2.30	0.47
3:C:15:ILE:HD11	3:C:92:TYR:CE2	2.49	0.47
3:D:170:LEU:HA	3:D:177:GLU:HG2	1.97	0.47
3:D:644:THR:O	3:D:648:VAL:HG23	2.15	0.47
3:D:153:ASN:HA	3:D:158:ASN:OD1	2.15	0.47
2:H:104:DG:C2'	2:H:105:DC:O5'	2.61	0.47
3:D:752:MSE:HG2	3:D:889:LEU:HD13	1.97	0.47
3:A:730:LEU:HD22	3:A:883:PHE:HE1	1.80	0.47
3:B:362:ILE:HD13	3:B:569:ALA:HB1	1.96	0.47
3:A:197:LEU:HD23	3:A:197:LEU:C	2.35	0.47
3:D:202:LEU:HD21	3:D:230:ILE:CD1	2.45	0.46
1:E:15:DC:H2''	1:E:16:DG:C8	2.50	0.46
3:B:818:ASN:ND2	3:B:857:LEU:CD1	2.78	0.46
3:A:412:LEU:HG	3:A:683:MSE:HG2	1.96	0.46
3:D:808:ILE:HA	3:D:847:ALA:HB3	1.96	0.46
3:A:607:GLU:HG2	3:A:607:GLU:O	2.14	0.46
3:B:489:MSE:HE2	3:B:490:LEU:HG	1.97	0.46

Continued on next page...

Continued from previous page...

Atom-1	Atom-2	Interatomic distance (Å)	Clash overlap (Å)
3:B:787:ASN:O	3:B:789:ALA:N	2.48	0.46
3:B:415:LEU:HD22	3:B:623:ASP:HB3	1.97	0.46
3:D:386:HIS:HB3	3:D:387:PRO:HD2	1.96	0.46
3:B:249:ARG:HG2	3:B:249:ARG:HH11	1.80	0.46
3:D:151:LEU:HD13	3:D:151:LEU:C	2.35	0.46
3:D:416:TYR:HB2	3:D:417:PRO:HD3	1.96	0.46
3:D:511:ASP:C	3:D:533:LEU:HD11	2.35	0.46
3:B:641:PHE:HA	3:B:646:HIS:HD2	1.80	0.46
3:A:875:THR:HA	4:A:955:HOH:O	2.15	0.46
3:C:482:ARG:HD2	3:C:556:GLN:HE21	1.79	0.46
3:C:412:LEU:HD13	3:C:415:LEU:CD1	2.43	0.46
3:A:482:ARG:HH11	3:A:483:LYS:NZ	2.13	0.46
3:D:730:LEU:O	3:D:731:GLU:HB2	2.15	0.46
3:D:33:TYR:HB3	3:D:65:MSE:CE	2.45	0.46
3:D:517:ASP:C	3:D:519:ARG:N	2.69	0.46
3:C:514:LEU:HD23	3:C:541:MSE:HE1	1.98	0.46
3:C:138:HIS:CD2	3:C:138:HIS:C	2.88	0.46
3:B:347:MSE:HB2	3:B:558:ASN:HD21	1.80	0.46
3:B:793:VAL:C	3:B:795:GLY:H	2.18	0.46
3:B:312:LEU:HD12	3:B:320:TYR:CB	2.45	0.46
3:B:319:ARG:HD3	3:B:319:ARG:HA	1.73	0.46
1:K:16:DG:H2''	1:K:17:DC:C5'	2.43	0.46
3:C:579:ASP:HB3	3:C:582:ASN:HB2	1.96	0.46
3:B:386:HIS:HD2	4:B:1064:HOH:O	1.98	0.46
3:A:523:SER:HB3	3:A:526:ILE:HG12	1.96	0.46
1:E:13:DG:P	3:A:800:LYS:HA	2.56	0.46
1:E:14:DC:H2'	1:E:15:DC:C5	2.50	0.46
3:D:730:LEU:HG	3:D:732:THR:H	1.80	0.46
3:B:285:GLN:HG3	3:B:292:TYR:HE2	1.80	0.46
3:D:10:GLN:H	3:D:89:LYS:HE2	1.80	0.46
3:C:162:TRP:HB3	3:C:188:TYR:CE1	2.50	0.46
3:A:326:ILE:O	3:A:330:ARG:HG2	2.15	0.46
3:D:490:LEU:HD23	3:D:490:LEU:C	2.36	0.46
3:D:391:TYR:CZ	3:D:583:ALA:HB1	2.51	0.46
2:H:105:DC:H2''	2:H:106:DT:H5'	1.98	0.46
3:C:881:GLU:HG3	3:C:891:TYR:CE1	2.44	0.46
3:A:797:PRO:HD3	3:A:809:LEU:HD13	1.98	0.46
3:D:660:GLU:HB3	3:D:661:PRO:HD3	1.96	0.46
1:K:7:DA:H2'	1:K:8:DT:H6	1.81	0.46
3:B:75:MSE:HE2	3:B:78:ILE:CG2	2.46	0.46
3:A:824:VAL:HG22	3:A:849:PRO:HD3	1.98	0.46

Continued on next page...

Continued from previous page...

Atom-1	Atom-2	Interatomic distance (Å)	Clash overlap (Å)
1:E:14:DC:H2''	1:E:15:DC:C5'	2.46	0.46
1:K:16:DG:C2'	1:K:17:DC:H5''	2.44	0.46
3:C:127:SER:HA	3:C:228:ASN:ND2	2.31	0.46
3:B:702:TRP:CD1	3:B:708:TYR:HB3	2.51	0.46
2:L:101:DG:N3	2:L:102:DC:C5	2.84	0.46
3:C:154:SER:C	3:C:156:TYR:H	2.18	0.46
3:B:811:TYR:O	3:B:815:ILE:HG12	2.16	0.46
3:B:492:ALA:HB1	3:B:545:ALA:O	2.14	0.46
2:J:101:DG:H2''	2:J:102:DC:O5'	2.16	0.46
3:A:514:LEU:HB3	3:A:541:MSE:SE	2.65	0.46
3:D:216:TRP:CZ3	3:D:274:ILE:HD12	2.51	0.46
3:D:183:ILE:O	3:D:186:ILE:HG12	2.15	0.46
3:C:526:ILE:HG22	3:C:526:ILE:O	2.15	0.46
3:D:394:ALA:HB1	4:D:945:HOH:O	2.15	0.46
3:B:747:GLU:OE2	3:B:750:ARG:NH2	2.49	0.46
3:B:252:VAL:HG23	3:B:252:VAL:O	2.15	0.46
3:D:136:ILE:HD11	3:D:201:TYR:CE2	2.51	0.46
3:C:347:MSE:CE	3:C:562:LEU:HD13	2.46	0.46
3:C:491:ALA:HB1	3:C:521:ASP:N	2.31	0.46
1:G:16:DG:H2''	1:G:17:DC:O5'	2.16	0.46
3:D:293:ILE:HG13	3:D:294:SER:N	2.31	0.46
3:D:546:GLN:O	3:D:550:VAL:HG23	2.16	0.46
3:B:9:GLU:HA	3:B:89:LYS:HD2	1.98	0.46
3:B:415:LEU:O	3:B:419:ILE:HG13	2.16	0.46
3:A:205:TRP:CE2	3:A:242:LEU:HD12	2.51	0.46
3:A:455:SER:OG	3:A:676:ASN:HA	2.15	0.46
3:A:758:GLU:O	3:A:762:GLU:HG3	2.16	0.46
3:B:347:MSE:SE	3:B:562:LEU:HG	2.66	0.45
3:D:226:VAL:O	3:D:230:ILE:HG13	2.16	0.45
1:E:12:DA:H61	2:F:106:DT:H3	1.64	0.45
3:D:428:GLU:OE2	3:D:470:VAL:HG12	2.15	0.45
3:A:691:PRO:HD3	3:A:699:GLY:HA2	1.98	0.45
3:D:775:ASN:OD1	3:D:777:ILE:HG12	2.16	0.45
3:D:113:PHE:HE1	3:D:213:LEU:HD21	1.81	0.45
3:D:443:ILE:HD13	3:D:595:GLN:CB	2.46	0.45
3:C:167:ALA:HA	3:C:176:ASP:HB3	1.98	0.45
3:C:854:ILE:CG2	3:C:859:LYS:HD3	2.47	0.45
3:C:738:PRO:HG2	3:C:741:VAL:CG2	2.46	0.45
3:D:37:LEU:HD11	3:D:72:ILE:HD11	1.97	0.45
3:C:239:ALA:C	3:C:241:ARG:H	2.20	0.45
3:A:308:PRO:CG	3:A:311:LYS:HD2	2.47	0.45

Continued on next page...

Continued from previous page...

Atom-1	Atom-2	Interatomic distance (Å)	Clash overlap (Å)
3:D:429:THR:O	3:D:463:TYR:HA	2.16	0.45
3:A:495:ASN:ND2	3:A:521:ASP:HA	2.21	0.45
3:D:410:PHE:CB	3:D:683:MSE:HE2	2.46	0.45
3:B:897:LEU:O	3:B:900:MSE:HG3	2.16	0.45
3:B:14:SER:HG	3:B:16:PHE:HE1	1.62	0.45
3:B:369:ILE:HG12	3:B:474:GLU:HG3	1.98	0.45
1:I:5:DG:C2'	1:I:6:DA:H5''	2.46	0.45
3:A:642:ARG:HG3	3:A:646:HIS:CD2	2.52	0.45
3:B:835:LEU:HD23	3:B:866:MSE:HA	1.98	0.45
3:D:155:PRO:O	3:D:156:TYR:HB2	2.16	0.45
3:D:433:THR:N	3:D:462:MSE:HE2	2.31	0.45
3:B:873:GLU:HA	3:B:877:ILE:HG13	1.98	0.45
3:B:818:ASN:ND2	3:B:857:LEU:HD12	2.32	0.45
3:A:422:GLN:NE2	3:A:680:LEU:H	2.14	0.45
3:B:516:VAL:H	3:B:544:ARG:CZ	2.29	0.45
3:B:273:TYR:OH	3:B:335:ASP:HA	2.16	0.45
3:B:548:THR:C	3:B:550:VAL:H	2.19	0.45
3:A:481:GLN:HA	3:A:484:GLU:HG2	1.99	0.45
1:E:13:DG:O4'	3:A:800:LYS:HD3	2.16	0.45
3:A:843:ASP:HA	4:A:1009:HOH:O	2.16	0.45
3:D:412:LEU:HD23	3:D:683:MSE:HG2	1.99	0.45
3:B:221:PHE:C	3:B:224:PRO:HD2	2.37	0.45
3:A:810:THR:HG22	4:A:999:HOH:O	2.16	0.45
3:D:127:SER:C	3:D:129:ALA:H	2.20	0.45
3:A:769:LYS:HD2	4:A:994:HOH:O	2.16	0.45
3:C:660:GLU:HB2	3:C:661:PRO:CD	2.39	0.45
3:A:732:THR:C	3:A:733:GLN:HE21	2.18	0.45
3:C:109:ARG:NH1	3:C:140:ASP:OD2	2.40	0.45
3:B:413:THR:O	3:B:414:SER:C	2.55	0.45
3:D:858:ILE:O	3:D:862:VAL:HG23	2.16	0.45
1:E:4:DG:OP1	3:A:390:PRO:HA	2.16	0.45
3:B:435:LYS:O	3:B:435:LYS:CG	2.64	0.45
3:A:810:THR:HG23	3:A:841:PHE:O	2.17	0.45
3:A:594:LEU:HD21	3:A:621:ASP:H	1.82	0.45
3:B:193:ASN:ND2	3:B:195:LYS:H	2.14	0.45
3:D:533:LEU:HD12	3:D:537:SER:CB	2.47	0.45
3:D:692:PRO:HG3	3:D:713:TRP:HZ2	1.82	0.45
2:J:104:DG:H2''	2:J:105:DC:O5'	2.17	0.45
3:D:709:ALA:HB1	3:D:727:ILE:HG22	1.99	0.45
3:D:786:ASN:OD1	3:D:805:ILE:HD11	2.17	0.45
3:A:471:VAL:HG11	3:A:570:LEU:HD11	1.99	0.45

Continued on next page...

Continued from previous page...

Atom-1	Atom-2	Interatomic distance (Å)	Clash overlap (Å)
1:K:18:DG:O4'	3:A:36:SER:HB2	2.17	0.45
3:B:901:PHE:HD2	3:D:635:LYS:HG2	1.82	0.45
3:A:402:ASN:HA	3:A:886:ALA:O	2.17	0.45
1:I:7:DA:H2'	1:I:8:DT:H71	1.98	0.44
3:B:735:SER:HB2	3:B:737:THR:HG23	1.97	0.44
1:G:5:DG:H2''	1:G:6:DA:O5'	2.17	0.44
3:B:113:PHE:CE1	3:B:218:VAL:CG2	3.00	0.44
3:D:470:VAL:HG13	3:D:471:VAL:H	1.81	0.44
3:A:71:TRP:CZ2	3:A:75:MSE:HE2	2.53	0.44
3:D:289:SER:HB2	3:D:292:TYR:CB	2.47	0.44
3:C:425:ILE:HG23	3:C:463:TYR:CE2	2.52	0.44
1:I:11:DC:H2''	1:I:12:DA:O5'	2.18	0.44
2:J:109:DC:O4'	3:C:800:LYS:NZ	2.50	0.44
3:D:250:VAL:HG22	3:D:263:ILE:HG23	2.00	0.44
3:B:435:LYS:HG3	4:B:1082:HOH:O	2.16	0.44
3:D:240:LYS:HE2	3:D:248:THR:OG1	2.16	0.44
3:B:872:LEU:HD12	3:B:876:PHE:HB3	1.99	0.44
3:B:751:ARG:NE	3:B:763:TYR:HB2	2.33	0.44
3:A:747:GLU:HA	4:A:916:HOH:O	2.16	0.44
3:C:214:THR:OG1	3:C:215:GLY:N	2.50	0.44
2:F:112:DT:H1'	2:F:113:DC:H5'	1.99	0.44
2:F:111:DT:H2''	2:F:112:DT:H5''	1.99	0.44
3:B:608:VAL:HG13	3:D:897:LEU:HB2	1.99	0.44
3:B:421:ARG:HB3	3:B:680:LEU:CD1	2.47	0.44
3:D:33:TYR:HB3	3:D:65:MSE:HE1	1.99	0.44
3:D:741:VAL:O	3:D:745:LEU:HD13	2.18	0.44
3:A:15:ILE:HG12	3:A:65:MSE:HE1	2.00	0.44
3:B:792:ASP:CG	3:B:793:VAL:H	2.20	0.44
2:H:111:DT:H2''	2:H:112:DT:C5'	2.47	0.44
3:B:408:MSE:CE	3:B:655:ALA:HB2	2.45	0.44
3:C:558:ASN:HD22	3:C:558:ASN:HA	1.62	0.44
3:D:434:PHE:CE1	3:D:460:GLY:HA2	2.53	0.44
3:D:150:ASP:HB3	3:D:188:TYR:CE1	2.53	0.44
3:C:738:PRO:HB3	3:C:780:ALA:O	2.18	0.44
3:C:469:GLY:C	3:C:472:PRO:HD2	2.38	0.44
3:A:641:PHE:HA	3:A:646:HIS:CD2	2.52	0.44
3:D:873:GLU:HB3	3:D:877:ILE:HD11	2.00	0.44
3:A:553:MSE:HA	3:A:556:GLN:OE1	2.18	0.44
3:A:176:ASP:OD2	3:A:318:GLN:NE2	2.51	0.44
3:D:290:LEU:O	3:D:290:LEU:HD23	2.16	0.44
3:A:507:ASN:O	3:A:508:LEU:HD22	2.17	0.44

Continued on next page...

Continued from previous page...

Atom-1	Atom-2	Interatomic distance (Å)	Clash overlap (Å)
3:B:257:TYR:N	3:B:257:TYR:CD2	2.85	0.44
3:A:715:MSE:O	3:A:716:GLU:HB2	2.18	0.44
3:A:406:TYR:CD2	3:A:633:ILE:HG13	2.53	0.44
3:B:193:ASN:C	3:B:193:ASN:ND2	2.71	0.44
3:D:434:PHE:CE2	3:D:450:PRO:HB3	2.53	0.44
3:A:787:ASN:N	3:A:826:GLU:OE1	2.47	0.44
3:A:854:ILE:HG23	3:A:859:LYS:HB2	2.00	0.44
3:A:800:LYS:HZ2	3:A:800:LYS:HB2	1.82	0.44
3:B:818:ASN:HD22	3:B:857:LEU:HD13	1.82	0.44
3:B:270:VAL:O	3:B:271:LEU:HD12	2.18	0.44
3:C:198:LEU:O	3:C:202:LEU:HB2	2.18	0.44
3:B:825:VAL:HB	3:B:828:GLU:CD	2.38	0.44
3:A:539:ASN:HD22	3:A:539:ASN:HA	1.61	0.44
3:C:83:LEU:HB3	3:C:379:VAL:CG1	2.48	0.44
3:C:491:ALA:O	3:C:495:ASN:HB2	2.18	0.44
3:D:151:LEU:HD23	3:D:191:PHE:O	2.18	0.44
3:C:284:ASN:ND2	3:C:829:LYS:NZ	2.66	0.44
3:C:154:SER:O	3:C:156:TYR:N	2.51	0.44
3:C:71:TRP:O	3:C:75:MSE:HG2	2.17	0.44
1:I:15:DC:H2''	1:I:16:DG:C8	2.53	0.44
2:L:112:DT:H2''	2:L:113:DC:C4'	2.47	0.44
3:C:482:ARG:O	3:C:484:GLU:N	2.50	0.44
3:A:777:ILE:HD13	3:A:848:TRP:HZ2	1.83	0.44
3:D:749:ILE:O	3:D:753:LEU:HG	2.18	0.44
3:D:8:VAL:HG11	3:D:93:LEU:CD1	2.46	0.44
3:D:848:TRP:CB	4:D:932:HOH:O	2.65	0.44
3:D:314:GLU:HG3	3:D:314:GLU:O	2.18	0.44
3:D:481:GLN:HB3	3:D:559:ARG:HE	1.83	0.44
3:D:685:ARG:HD2	3:D:686:GLU:N	2.33	0.43
3:D:853:GLU:O	3:D:854:ILE:HB	2.18	0.43
2:J:105:DC:H2''	2:J:106:DT:O5'	2.17	0.43
3:D:849:PRO:HG2	3:D:852:THR:OG1	2.18	0.43
2:F:113:DC:H2''	2:F:114:DC:OP2	2.18	0.43
1:G:15:DC:H6	1:G:15:DC:H5'	1.81	0.43
3:D:499:ILE:O	3:D:502:ALA:HB3	2.18	0.43
3:D:602:ASN:HD21	3:D:617:VAL:CG2	2.31	0.43
3:B:686:GLU:HG3	3:B:715:MSE:SE	2.68	0.43
3:A:218:VAL:HG23	3:A:222:ALA:CB	2.46	0.43
3:C:455:SER:HG	3:C:676:ASN:HA	1.83	0.43
3:B:494:ARG:NH1	3:B:494:ARG:HB2	2.33	0.43
3:A:734:LYS:HG2	3:A:736:SER:OG	2.17	0.43

Continued on next page...

Continued from previous page...

Atom-1	Atom-2	Interatomic distance (Å)	Clash overlap (Å)
3:B:703:THR:HG1	3:B:707:ARG:HD3	1.82	0.43
3:B:606:ASN:HA	3:B:611:THR:OG1	2.19	0.43
3:A:814:ALA:HB1	3:A:858:ILE:HG21	2.00	0.43
3:D:487:GLY:HA2	3:D:490:LEU:HB3	2.00	0.43
3:C:818:ASN:ND2	3:C:818:ASN:C	2.71	0.43
3:A:737:THR:O	3:A:742:GLN:NE2	2.51	0.43
3:D:147:TYR:HA	3:D:187:ILE:CG2	2.48	0.43
3:B:901:PHE:CD2	3:D:635:LYS:HG2	2.53	0.43
3:D:438:PRO:HG2	3:D:441:ASP:CG	2.37	0.43
3:A:516:VAL:HG22	3:A:517:ASP:N	2.33	0.43
3:C:864:HIS:HD2	3:C:865:TRP:NE1	2.16	0.43
3:C:283:THR:O	3:C:283:THR:HG23	2.17	0.43
3:D:700:GLY:HA2	3:D:753:LEU:CD2	2.44	0.43
3:D:503:LEU:HA	3:D:538:LEU:HD13	2.01	0.43
3:B:791:TYR:CD1	3:B:809:LEU:HD22	2.53	0.43
3:C:227:TYR:HD1	3:C:242:LEU:HD12	1.82	0.43
3:D:485:HIS:N	4:D:918:HOH:O	2.51	0.43
3:D:730:LEU:HB2	3:D:883:PHE:CE2	2.54	0.43
3:D:514:LEU:C	3:D:516:VAL:H	2.21	0.43
3:A:83:LEU:HD12	3:A:83:LEU:N	2.31	0.43
3:B:604:TYR:O	3:B:608:VAL:HG23	2.17	0.43
3:B:660:GLU:CB	3:B:661:PRO:HD3	2.47	0.43
3:D:744:ALA:HB1	3:D:876:PHE:CE1	2.54	0.43
3:B:643:ASP:OD2	3:B:646:HIS:HB2	2.18	0.43
3:A:401:PRO:O	3:A:402:ASN:HB2	2.17	0.43
3:B:878:LYS:HB3	3:B:879:PRO:CD	2.48	0.43
3:B:834:PRO:O	3:B:866:MSE:HA	2.19	0.43
2:H:105:DC:H2'	2:H:106:DT:C6	2.53	0.43
3:A:36:SER:O	3:A:37:LEU:HD12	2.19	0.43
3:B:643:ASP:HB2	4:B:1024:HOH:O	2.18	0.43
3:D:181:GLU:O	3:D:185:LYS:HD2	2.18	0.43
3:D:437:ALA:HB3	3:D:442:TYR:CE2	2.54	0.43
3:D:846:ILE:HG21	3:D:862:VAL:CG1	2.48	0.43
2:H:105:DC:H2''	2:H:106:DT:C5'	2.49	0.43
3:C:25:ARG:HH21	3:C:27:ARG:HG2	1.84	0.43
3:B:668:ARG:NH1	3:B:668:ARG:HG3	2.30	0.43
1:I:2:DG:P	3:C:361:PRO:HD2	2.59	0.43
3:A:606:ASN:OD1	3:A:616:PHE:CE1	2.69	0.43
3:D:738:PRO:HG2	3:D:741:VAL:HG23	2.00	0.43
3:D:408:MSE:HE1	3:D:659:MSE:SE	2.69	0.43
3:D:228:ASN:HA	3:D:231:LYS:HD3	2.00	0.43

Continued on next page...

Continued from previous page...

Atom-1	Atom-2	Interatomic distance (Å)	Clash overlap (Å)
3:C:112:ASN:ND2	3:C:332:LEU:CD1	2.80	0.43
1:K:6:DA:H5''	3:D:705:LYS:HD3	1.99	0.43
3:A:830:VAL:HG12	3:A:849:PRO:HA	2.01	0.43
3:A:386:HIS:HA	3:A:387:PRO:HD3	1.88	0.43
3:D:641:PHE:HB3	3:D:646:HIS:HB3	2.00	0.43
3:D:140:ASP:OD2	3:D:142:ILE:HD11	2.18	0.43
3:D:835:LEU:HA	3:D:865:TRP:O	2.19	0.43
3:B:656:ARG:HD3	4:B:970:HOH:O	2.18	0.43
3:B:145:ARG:HD3	3:B:145:ARG:HA	1.75	0.43
3:A:353:ILE:HG21	3:A:367:ALA:HB2	2.01	0.43
3:D:421:ARG:HD2	3:D:475:ILE:HG23	2.01	0.43
3:B:541:MSE:CE	3:B:544:ARG:NH2	2.82	0.43
3:A:199:MSE:HG2	3:A:234:PHE:CZ	2.53	0.43
3:C:818:ASN:ND2	3:C:820:ASP:H	2.16	0.43
3:C:878:LYS:HB3	3:C:879:PRO:HD3	2.00	0.43
3:B:782:VAL:HG12	3:B:783:SER:N	2.33	0.43
3:A:41:CYS:O	3:A:56:PRO:HG2	2.19	0.43
3:D:214:THR:CG2	3:D:215:GLY:N	2.78	0.43
2:J:101:DG:H8	2:J:101:DG:O5'	2.02	0.43
3:C:240:LYS:O	3:C:246:ARG:HA	2.18	0.43
3:D:710:LEU:HA	3:D:753:LEU:HD13	2.01	0.43
3:D:642:ARG:H	3:D:646:HIS:HD2	1.67	0.43
3:D:511:ASP:OD1	3:D:536:LYS:HG2	2.18	0.43
3:A:489:MSE:C	3:A:491:ALA:N	2.71	0.43
3:B:643:ASP:HA	3:B:693:LEU:HD23	2.00	0.43
3:B:698:ILE:HG12	3:B:752:MSE:O	2.19	0.43
3:D:312:LEU:HG	3:D:320:TYR:CD2	2.54	0.43
2:L:113:DC:H2''	2:L:114:DC:O5'	2.19	0.42
1:K:4:DG:H2'	1:K:5:DG:H8	1.84	0.42
1:E:15:DC:H2''	1:E:16:DG:O5'	2.18	0.42
2:H:107:DG:H1'	2:H:108:DT:H5'	2.01	0.42
3:A:422:GLN:HG3	3:A:678:GLN:O	2.19	0.42
3:D:499:ILE:HD11	3:D:522:PHE:CE1	2.54	0.42
3:B:423:VAL:O	3:B:424:ASN:CB	2.67	0.42
3:C:123:PHE:CD1	3:C:124:PRO:HD2	2.54	0.42
3:A:785:ALA:HB2	3:A:808:ILE:HD11	1.99	0.42
3:A:17:GLU:O	3:A:28:THR:HA	2.19	0.42
3:B:19:TYR:HE1	3:B:29:ARG:HG2	1.84	0.42
3:D:747:GLU:HA	3:D:747:GLU:OE2	2.19	0.42
2:J:113:DC:H2'	2:J:114:DC:C6	2.54	0.42
3:D:715:MSE:O	3:D:716:GLU:HB2	2.18	0.42

Continued on next page...

Continued from previous page...

Atom-1	Atom-2	Interatomic distance (Å)	Clash overlap (Å)
3:A:728:MSE:HA	3:A:728:MSE:HE2	2.01	0.42
3:A:532:LYS:O	3:A:533:LEU:HD22	2.18	0.42
2:J:107:DG:H2''	2:J:108:DT:O5'	2.19	0.42
3:C:3:GLU:HG2	3:C:21:ASP:C	2.38	0.42
3:A:411:ASP:O	3:A:683:MSE:HA	2.19	0.42
3:D:564:ASN:N	3:D:564:ASN:HD22	2.15	0.42
3:A:388:VAL:HG23	3:A:388:VAL:O	2.19	0.42
2:H:111:DT:H2''	2:H:112:DT:O5'	2.19	0.42
3:C:350:TYR:OH	3:C:481:GLN:NE2	2.43	0.42
3:A:514:LEU:HD23	3:A:533:LEU:HD21	2.00	0.42
1:E:9:DG:N2	4:E:449:HOH:O	2.52	0.42
1:E:2:DG:H2''	1:E:3:CTG:OP2	2.19	0.42
3:D:743:LYS:HA	4:D:951:HOH:O	2.19	0.42
3:A:802:PRO:HG2	3:A:805:ILE:HD12	2.01	0.42
3:A:3:GLU:CG	3:A:21:ASP:HA	2.49	0.42
3:D:500:LYS:HA	4:D:942:HOH:O	2.19	0.42
3:C:200:GLU:HA	3:C:200:GLU:OE2	2.19	0.42
3:A:836:ARG:HG3	3:A:836:ARG:HH11	1.84	0.42
3:D:423:VAL:HG12	3:D:423:VAL:O	2.19	0.42
1:K:14:DC:C4	1:K:15:DC:N4	2.88	0.42
1:E:6:DA:OP1	3:A:705:LYS:NZ	2.52	0.42
3:A:597:ILE:HD12	3:A:597:ILE:HA	1.82	0.42
3:C:176:ASP:OD1	3:C:318:GLN:HG3	2.20	0.42
3:A:10:GLN:HG3	3:A:65:MSE:SE	2.68	0.42
3:C:799:PRO:HD2	4:C:952:HOH:O	2.19	0.42
3:D:785:ALA:HB3	3:D:827:GLY:H	1.84	0.42
3:D:707:ARG:HA	3:D:729:GLY:HA3	2.02	0.42
1:K:5:DG:P	3:D:393:GLY:H	2.43	0.42
3:B:75:MSE:CE	3:B:80:LEU:HD12	2.50	0.42
3:B:857:LEU:O	3:B:857:LEU:HD23	2.18	0.42
3:D:323:TYR:HA	3:D:326:ILE:HG12	2.02	0.42
3:D:472:PRO:O	3:D:475:ILE:HG22	2.20	0.42
3:A:573:VAL:HG12	3:A:578:TYR:CZ	2.54	0.42
3:D:810:THR:HG23	3:D:841:PHE:O	2.19	0.42
3:C:402:ASN:HA	3:C:886:ALA:O	2.20	0.42
3:D:685:ARG:C	3:D:685:ARG:HD2	2.40	0.42
3:D:6:LEU:HB2	3:D:18:ARG:O	2.19	0.42
3:D:6:LEU:HD21	3:D:108:ILE:HG12	2.00	0.42
3:D:824:VAL:HG13	3:D:826:GLU:H	1.84	0.42
3:B:515:ASP:HA	3:B:544:ARG:HH12	1.85	0.42
3:D:298:LEU:HD13	3:D:333:GLN:OE1	2.20	0.42

Continued on next page...

Continued from previous page...

Atom-1	Atom-2	Interatomic distance (Å)	Clash overlap (Å)
3:B:238:THR:O	3:B:241:ARG:HB2	2.20	0.42
3:B:362:ILE:CD1	3:B:575:PHE:HB2	2.49	0.42
3:B:725:LEU:HD11	3:B:750:ARG:HG2	2.02	0.42
3:A:413:THR:O	3:A:414:SER:C	2.57	0.42
3:C:642:ARG:HG3	3:C:646:HIS:CD2	2.55	0.42
3:C:85:MSE:HA	3:C:380:ILE:HD11	2.00	0.42
3:A:519:ARG:HA	3:A:548:THR:HG21	2.01	0.42
3:C:354:GLN:HB3	3:C:356:GLN:OE1	2.18	0.42
3:A:476:THR:HG22	3:A:480:ASN:ND2	2.34	0.42
1:I:9:DG:H1'	1:I:10:DA:H5''	2.01	0.42
3:D:205:TRP:HH2	3:D:213:LEU:HD12	1.84	0.42
3:C:656:ARG:HA	3:C:660:GLU:CG	2.48	0.42
3:C:392:PRO:C	3:C:587:THR:HG21	2.39	0.42
1:E:13:DG:P	3:A:800:LYS:HG2	2.60	0.42
3:B:113:PHE:CE1	3:B:218:VAL:HG21	2.54	0.42
3:D:373:LEU:HD12	3:D:380:ILE:CD1	2.49	0.42
3:C:83:LEU:N	3:C:83:LEU:HD22	2.34	0.42
2:H:101:DG:H2''	2:H:102:DC:O5'	2.18	0.42
3:B:421:ARG:HG2	3:B:421:ARG:HH11	1.85	0.42
3:D:456:CYS:SG	3:D:462:MSE:HG2	2.60	0.42
3:D:811:TYR:O	3:D:814:ALA:HB3	2.20	0.42
3:C:472:PRO:O	3:C:475:ILE:HG22	2.20	0.42
3:D:770:GLU:O	3:D:774:LEU:HD23	2.19	0.42
3:B:479:PHE:CE2	3:B:563:ILE:HD13	2.54	0.42
1:I:11:DC:H6	1:I:11:DC:H5'	1.85	0.42
3:B:655:ALA:HA	3:B:659:MSE:HB2	2.01	0.42
3:C:529:LYS:HE3	4:C:1047:HOH:O	2.20	0.42
3:C:423:VAL:HB	3:C:425:ILE:HG13	2.02	0.42
3:B:283:THR:O	3:B:283:THR:HG23	2.20	0.42
3:A:494:ARG:NH2	3:A:521:ASP:OD1	2.53	0.42
3:C:482:ARG:CD	3:C:556:GLN:HE21	2.33	0.42
3:D:859:LYS:O	3:D:863:LEU:HD13	2.20	0.42
1:G:15:DC:H2''	1:G:16:DG:O5'	2.20	0.42
3:D:262:ILE:N	3:D:262:ILE:CD1	2.82	0.42
3:A:254:GLU:OE1	3:A:259:SER:HB2	2.20	0.42
3:B:787:ASN:C	3:B:789:ALA:H	2.21	0.42
3:C:898:PHE:N	3:C:898:PHE:CD2	2.83	0.42
3:C:605:LEU:HD21	3:C:659:MSE:HE3	2.02	0.42
3:A:789:ALA:HA	3:A:792:ASP:HB3	2.01	0.42
3:A:357:SER:C	3:A:359:PHE:N	2.72	0.42
3:D:818:ASN:C	3:D:820:ASP:H	2.22	0.42

Continued on next page...

Continued from previous page...

Atom-1	Atom-2	Interatomic distance (Å)	Clash overlap (Å)
3:A:775:ASN:HB3	3:A:778:SER:OG	2.20	0.42
3:B:790:LYS:HE2	3:B:801:CYS:HA	2.02	0.42
3:D:72:ILE:HG22	3:D:76:GLU:OE2	2.20	0.42
3:D:431:ALA:HA	3:D:464:TYR:CE1	2.55	0.42
3:D:148:VAL:HG21	3:D:325:ILE:CD1	2.50	0.42
3:B:466:ASP:N	3:B:466:ASP:OD1	2.53	0.42
3:C:38:PHE:N	3:C:38:PHE:CD1	2.87	0.42
3:D:214:THR:CG2	3:D:215:GLY:H	2.11	0.41
2:H:113:DC:O5'	3:B:734:LYS:O	2.37	0.41
3:D:489:MSE:CE	3:D:490:LEU:HB2	2.39	0.41
2:F:109:DC:H2''	2:F:110:DA:O5'	2.20	0.41
3:C:503:LEU:HD21	3:C:538:LEU:CB	2.50	0.41
3:D:779:ILE:CD1	3:D:866:MSE:HE1	2.45	0.41
3:D:492:ALA:HA	3:D:495:ASN:HB2	2.02	0.41
3:D:352:LYS:O	3:D:353:ILE:HG23	2.19	0.41
3:B:326:ILE:HG22	3:B:330:ARG:HG2	2.02	0.41
3:A:338:ARG:HD2	3:A:340:PHE:CZ	2.54	0.41
3:D:368:ILE:CD1	3:D:562:LEU:HD21	2.50	0.41
3:B:119:SER:HA	3:B:120:PRO:HD2	1.91	0.41
3:D:96:THR:HB	3:D:97:TYR:CD1	2.54	0.41
3:C:448:GLU:O	3:C:449:ARG:C	2.57	0.41
1:G:6:DA:H1'	1:G:7:DA:C8	2.55	0.41
3:D:433:THR:OG1	3:D:434:PHE:N	2.53	0.41
3:C:510:VAL:O	3:C:533:LEU:HB3	2.19	0.41
3:B:195:LYS:O	3:B:199:MSE:HB2	2.20	0.41
3:B:355:ILE:CD1	3:B:355:ILE:N	2.83	0.41
3:C:239:ALA:O	3:C:241:ARG:N	2.53	0.41
3:A:120:PRO:HG2	3:A:156:TYR:CE1	2.55	0.41
3:B:489:MSE:SE	3:B:553:MSE:SE	3.38	0.41
3:C:458:PRO:CG	3:C:592:MSE:SE	3.18	0.41
3:A:811:TYR:HH	3:A:822:PRO:HG2	1.83	0.41
3:A:382:GLN:HE21	3:A:382:GLN:HB3	1.62	0.41
3:A:797:PRO:CD	3:A:809:LEU:HD13	2.50	0.41
3:A:101:ILE:CG2	3:A:349:TYR:HB3	2.50	0.41
3:D:146:PHE:CE2	3:D:182:ILE:HG13	2.55	0.41
3:A:51:ASP:HA	3:A:379:VAL:HG22	2.01	0.41
3:B:380:ILE:HD12	3:B:576:ARG:CZ	2.50	0.41
3:D:5:TYR:HB3	3:D:97:TYR:CE1	2.55	0.41
3:B:404:TYR:CD1	3:B:618:LEU:HD22	2.55	0.41
3:C:413:THR:O	3:C:414:SER:C	2.59	0.41
3:A:478:VAL:HG13	3:A:559:ARG:HD2	2.01	0.41

Continued on next page...

Continued from previous page...

Atom-1	Atom-2	Interatomic distance (Å)	Clash overlap (Å)
3:C:467:ARG:CD	3:C:467:ARG:H	2.31	0.41
3:B:291:ASP:HA	3:B:302:LYS:HG3	2.02	0.41
3:B:579:ASP:OD1	3:B:581:ARG:HB2	2.20	0.41
3:D:827:GLY:HA2	4:D:921:HOH:O	2.21	0.41
3:A:702:TRP:NE1	3:A:708:TYR:CD1	2.88	0.41
3:C:364:THR:O	3:C:368:ILE:HG13	2.21	0.41
3:A:423:VAL:HG12	3:A:423:VAL:O	2.19	0.41
2:L:104:DG:H1'	2:L:105:DC:O4'	2.20	0.41
3:D:621:ASP:O	3:D:622:THR:HB	2.19	0.41
3:C:414:SER:O	3:C:415:LEU:C	2.59	0.41
2:F:102:DC:H1'	2:F:103:DG:C8	2.55	0.41
3:A:100:GLU:CG	3:A:102:LYS:HE2	2.44	0.41
3:B:516:VAL:HB	3:B:544:ARG:NH2	2.36	0.41
1:G:15:DC:H2''	1:G:16:DG:C8	2.55	0.41
3:A:129:ALA:HA	3:A:225:TYR:CZ	2.55	0.41
3:C:854:ILE:HD13	3:C:862:VAL:HG21	2.03	0.41
3:A:804:HIS:O	3:A:808:ILE:HG13	2.20	0.41
3:C:546:GLN:O	3:C:550:VAL:HG23	2.21	0.41
3:A:212:ILE:HD13	3:A:269:SER:HB2	2.02	0.41
3:A:104:ASP:OD2	3:A:106:THR:HB	2.20	0.41
3:A:466:ASP:N	3:A:466:ASP:OD2	2.53	0.41
3:B:82:ALA:O	3:B:382:GLN:HG3	2.21	0.41
3:B:444:ASN:HA	3:B:599:ARG:NE	2.35	0.41
3:B:209:THR:HA	3:B:210:PRO:HD3	1.94	0.41
3:C:802:PRO:HB2	3:C:805:ILE:HG12	2.03	0.41
3:C:9:GLU:OE2	3:C:266:PHE:HA	2.20	0.41
3:D:6:LEU:CD2	3:D:108:ILE:HG12	2.51	0.41
3:C:458:PRO:HG2	3:C:592:MSE:SE	2.71	0.41
3:A:739:LYS:CD	3:A:778:SER:HA	2.42	0.41
3:A:811:TYR:O	3:A:815:ILE:HG12	2.20	0.41
2:F:101:DG:H2''	2:F:102:DC:C6	2.55	0.41
3:C:432:GLY:C	3:C:433:THR:HG23	2.40	0.41
3:B:435:LYS:N	3:B:435:LYS:CD	2.82	0.41
3:B:492:ALA:HB1	3:B:549:GLU:HB2	2.02	0.41
3:D:429:THR:O	3:D:464:TYR:HD1	2.03	0.41
3:A:216:TRP:O	3:A:217:ASN:HB2	2.21	0.41
3:B:109:ARG:HH11	3:B:109:ARG:HB2	1.86	0.41
3:B:731:GLU:N	3:B:731:GLU:OE2	2.38	0.41
3:C:891:TYR:CD2	3:C:892:GLU:HG3	2.55	0.41
3:B:257:TYR:HE1	3:B:786:ASN:CG	2.24	0.41
3:B:294:SER:CB	3:B:301:GLY:HA2	2.49	0.41

Continued on next page...

Continued from previous page...

Atom-1	Atom-2	Interatomic distance (Å)	Clash overlap (Å)
3:D:657:GLU:O	3:D:661:PRO:HG2	2.21	0.41
3:A:308:PRO:HG3	3:A:311:LYS:HD2	2.03	0.41
3:D:228:ASN:HD22	3:D:231:LYS:HD3	1.86	0.41
3:A:41:CYS:HB3	3:A:58:THR:HG22	2.01	0.41
3:A:21:ASP:OD1	3:A:25:ARG:HG2	2.20	0.41
3:C:82:ALA:O	3:C:382:GLN:HB2	2.21	0.41
3:B:517:ASP:C	3:B:519:ARG:H	2.24	0.41
3:B:485:HIS:HA	3:B:488:TYR:CD2	2.56	0.41
3:A:273:TYR:OH	3:A:335:ASP:HA	2.20	0.41
3:B:25:ARG:O	3:B:27:ARG:HG2	2.21	0.41
1:I:12:DA:H2''	1:I:13:DG:N7	2.35	0.41
1:I:8:DT:P	4:I:192:HOH:O	2.79	0.41
3:B:554:THR:O	3:B:558:ASN:HB2	2.21	0.41
3:B:528:GLU:C	3:B:530:ILE:N	2.74	0.41
2:F:105:DC:H2'	2:F:106:DT:H72	2.03	0.41
3:B:818:ASN:HD22	3:B:821:ALA:HB2	1.83	0.41
3:A:395:PHE:CE2	3:A:595:GLN:HG2	2.56	0.41
3:B:320:TYR:O	3:B:323:TYR:HB3	2.21	0.41
3:C:21:ASP:CG	3:C:25:ARG:HG3	2.40	0.41
3:D:668:ARG:CZ	3:D:668:ARG:HB2	2.51	0.41
3:B:19:TYR:CE1	3:B:29:ARG:HG2	2.56	0.41
3:C:9:GLU:HG3	3:C:267:GLY:N	2.36	0.41
3:A:125:GLU:HA	3:A:126:PRO:HD3	1.91	0.41
3:D:346:ASP:OD2	3:D:554:THR:HG22	2.22	0.41
3:A:204:PHE:CE1	3:A:208:LYS:HD2	2.56	0.41
3:B:792:ASP:CG	3:B:793:VAL:N	2.75	0.40
3:C:505:ASN:N	3:C:506:PRO:HD3	2.36	0.40
3:C:433:THR:O	3:C:462:MSE:SE	2.88	0.40
3:D:702:TRP:NE1	3:D:708:TYR:HB3	2.35	0.40
3:D:426:SER:C	3:D:428:GLU:H	2.25	0.40
3:A:405:LYS:O	3:A:699:GLY:HA3	2.22	0.40
3:C:202:LEU:O	3:C:206:GLN:HG2	2.20	0.40
3:C:109:ARG:HD2	3:C:209:THR:O	2.21	0.40
3:B:412:LEU:HA	3:B:682:PHE:O	2.21	0.40
3:B:33:TYR:O	3:B:35:PRO:HD3	2.21	0.40
1:G:12:DA:H2''	1:G:13:DG:O5'	2.21	0.40
1:K:6:DA:C2	1:K:7:DA:N6	2.90	0.40
3:A:176:ASP:HA	3:A:319:ARG:NH2	2.27	0.40
3:C:454:TYR:HD2	3:C:462:MSE:CE	2.27	0.40
3:B:593:ALA:HB2	3:B:681:MSE:HE3	2.00	0.40
3:A:294:SER:HB3	3:A:301:GLY:HA2	2.03	0.40

Continued on next page...

Continued from previous page...

Atom-1	Atom-2	Interatomic distance (Å)	Clash overlap (Å)
3:D:508:LEU:N	3:D:508:LEU:HD22	2.36	0.40
3:B:379:VAL:HG13	3:B:379:VAL:O	2.21	0.40
1:K:8:DT:C2'	1:K:9:DG:C8	2.99	0.40
3:A:457:SER:HA	3:A:458:PRO:HD3	1.94	0.40
2:L:101:DG:H2'	2:L:102:DC:C5	2.57	0.40
3:C:614:GLU:HB2	3:C:616:PHE:HE1	1.86	0.40
1:I:15:DC:C2'	1:I:16:DG:H5'	2.33	0.40
3:A:494:ARG:HE	3:A:494:ARG:HB2	1.75	0.40
1:G:8:DT:H6	1:G:8:DT:H5'	1.86	0.40
3:D:157:GLY:O	3:D:158:ASN:HB3	2.21	0.40
3:A:514:LEU:HD13	3:A:515:ASP:N	2.36	0.40
3:A:660:GLU:HB2	3:A:661:PRO:CD	2.42	0.40
3:D:730:LEU:N	4:D:925:HOH:O	2.54	0.40
3:D:433:THR:O	3:D:462:MSE:HE2	2.21	0.40
3:C:302:LYS:HD2	3:C:323:TYR:CD1	2.56	0.40
3:B:901:PHE:HB2	3:B:902:ASP:H	1.65	0.40
3:C:578:TYR:CD1	3:C:578:TYR:C	2.95	0.40
3:C:257:TYR:N	3:C:257:TYR:CD2	2.86	0.40
1:K:11:DC:N3	2:L:107:DG:O6	2.55	0.40
2:H:110:DA:C2'	2:H:111:DT:C5'	2.98	0.40
3:C:392:PRO:O	3:C:587:THR:CG2	2.62	0.40
3:B:158:ASN:N	3:B:158:ASN:ND2	2.68	0.40
3:B:857:LEU:CD2	3:B:858:ILE:HG23	2.52	0.40
3:B:518:TYR:CB	3:B:544:ARG:HG2	2.52	0.40
3:B:597:ILE:HD13	3:B:625:ILE:HD13	2.02	0.40
3:B:397:LYS:O	3:B:399:PRO:HD3	2.21	0.40
3:D:887:ALA:C	3:D:889:LEU:H	2.25	0.40
3:D:188:TYR:CE2	3:D:190:PRO:HD3	2.55	0.40
3:C:209:THR:HA	3:C:210:PRO:HD3	1.85	0.40
3:A:397:LYS:O	3:A:399:PRO:HD3	2.21	0.40
3:C:772:ARG:HG3	3:C:772:ARG:HH11	1.87	0.40

There are no symmetry-related clashes.

5.3 Torsion angles ⓘ

5.3.1 Protein backbone ⓘ

In the following table, the Percentiles column shows the percent Ramachandran outliers of the chain as a percentile score with respect to all X-ray entries followed by that with respect to entries of similar resolution.

The Analysed column shows the number of residues for which the backbone conformation was analysed, and the total number of residues.

Mol	Chain	Analysed	Favoured	Allowed	Outliers	Percentiles	
3	A	900/903 (100%)	804 (89%)	84 (9%)	12 (1%)	15	33
3	B	884/903 (98%)	802 (91%)	70 (8%)	12 (1%)	14	31
3	C	898/903 (99%)	830 (92%)	56 (6%)	12 (1%)	15	33
3	D	886/903 (98%)	701 (79%)	131 (15%)	54 (6%)	2	2
All	All	3568/3612 (99%)	3137 (88%)	341 (10%)	90 (2%)	7	15

All (90) Ramachandran outliers are listed below:

Mol	Chain	Res	Type
3	A	519	ARG
3	A	611	THR
3	A	621	ASP
3	B	177	GLU
3	C	256	MSE
3	C	458	PRO
3	C	899	ASP
3	D	44	SER
3	D	170	LEU
3	D	265	LEU
3	D	489	MSE
3	D	498	ILE
3	D	521	ASP
3	D	532	LYS
3	D	731	GLU
3	D	736	SER
3	D	815	ILE
3	D	853	GLU
3	A	12	GLY
3	A	121	ASP
3	A	300	VAL
3	B	45	GLN
3	D	127	SER
3	D	155	PRO
3	D	165	GLU
3	D	179	PRO
3	D	221	PHE
3	D	387	PRO
3	D	427	PRO
3	D	506	PRO

Continued on next page...

Continued from previous page...

Mol	Chain	Res	Type
3	D	523	SER
3	D	533	LEU
3	D	536	LYS
3	D	695	SER
3	D	800	LYS
3	D	817	GLY
3	D	836	ARG
3	D	854	ILE
3	A	303	LEU
3	B	352	LYS
3	B	406	TYR
3	B	518	TYR
3	B	795	GLY
3	C	432	GLY
3	C	483	LYS
3	C	533	LEU
3	C	622	THR
3	D	45	GLN
3	D	140	ASP
3	D	315	SER
3	D	415	LEU
3	D	622	THR
3	D	843	ASP
3	D	874	LYS
3	A	338	ARG
3	A	490	LEU
3	A	509	SER
3	B	520	PHE
3	B	734	LYS
3	B	793	VAL
3	B	896	SER
3	C	174	GLY
3	C	415	LEU
3	C	506	PRO
3	D	198	LEU
3	D	262	ILE
3	D	272	ASP
3	D	401	PRO
3	D	512	GLU
3	D	640	LYS
3	D	730	LEU
3	D	783	SER

Continued on next page...

Continued from previous page...

Mol	Chain	Res	Type
3	D	849	PRO
3	D	889	LEU
3	C	240	LYS
3	D	182	ILE
3	D	269	SER
3	D	391	TYR
3	D	395	PHE
3	D	510	VAL
3	A	622	THR
3	B	302	LYS
3	B	529	LYS
3	D	157	GLY
3	D	35	PRO
3	D	799	PRO
3	C	175	GLY
3	A	388	VAL
3	D	166	ILE
3	D	779	ILE

5.3.2 Protein sidechains ⓘ

In the following table, the Percentiles column shows the percent sidechain outliers of the chain as a percentile score with respect to all X-ray entries followed by that with respect to entries of similar resolution.

The Analysed column shows the number of residues for which the sidechain conformation was analysed, and the total number of residues.

Mol	Chain	Analysed	Rotameric	Outliers	Percentiles	
3	A	785/775 (101%)	739 (94%)	46 (6%)	24	48
3	B	767/775 (99%)	722 (94%)	45 (6%)	24	48
3	C	786/775 (101%)	744 (95%)	42 (5%)	28	54
3	D	711/775 (92%)	675 (95%)	36 (5%)	29	55
All	All	3049/3100 (98%)	2880 (94%)	169 (6%)	27	51

All (169) residues with a non-rotameric sidechain are listed below:

Mol	Chain	Res	Type
3	A	14	SER
3	A	29	ARG
3	A	32	GLU

Continued on next page...

Continued from previous page...

Mol	Chain	Res	Type
3	A	58	THR
3	A	64	ASN
3	A	66	ARG
3	A	75	MSE
3	A	86	ASP
3	A	112	ASN
3	A	116	GLU
3	A	121	ASP
3	A	181	GLU
3	A	213	LEU
3	A	229	ARG
3	A	242	LEU
3	A	273	TYR
3	A	291	ASP
3	A	304	LYS
3	A	318	GLN
3	A	332	LEU
3	A	346	ASP
3	A	382	GLN
3	A	403	ARG
3	A	411	ASP
3	A	467	ARG
3	A	483	LYS
3	A	503	LEU
3	A	514	LEU
3	A	539	ASN
3	A	561	LEU
3	A	587	THR
3	A	612	GLU
3	A	618	LEU
3	A	631	LYS
3	A	646	HIS
3	A	653	LYS
3	A	656	ARG
3	A	658	ARG
3	A	659	MSE
3	A	702	TRP
3	A	733	GLN
3	A	736	SER
3	A	739	LYS
3	A	773	GLN
3	A	818	ASN

Continued on next page...

Continued from previous page...

Mol	Chain	Res	Type
3	A	861	ASP
3	B	26	GLU
3	B	66	ARG
3	B	75	MSE
3	B	89	LYS
3	B	93	LEU
3	B	98	ASN
3	B	109	ARG
3	B	112	ASN
3	B	113	PHE
3	B	116	GLU
3	B	154	SER
3	B	164	ILE
3	B	193	ASN
3	B	217	ASN
3	B	256	MSE
3	B	257	TYR
3	B	259	SER
3	B	260	ARG
3	B	273	TYR
3	B	316	ASN
3	B	324	ASN
3	B	403	ARG
3	B	411	ASP
3	B	421	ARG
3	B	435	LYS
3	B	475	ILE
3	B	489	MSE
3	B	539	ASN
3	B	573	VAL
3	B	658	ARG
3	B	681	MSE
3	B	684	ASP
3	B	685	ARG
3	B	702	TRP
3	B	707	ARG
3	B	728	MSE
3	B	737	THR
3	B	739	LYS
3	B	766	GLU
3	B	787	ASN
3	B	791	TYR

Continued on next page...

Continued from previous page...

Mol	Chain	Res	Type
3	B	819	ILE
3	B	861	ASP
3	B	878	LYS
3	B	901	PHE
3	C	43	GLU
3	C	98	ASN
3	C	138	HIS
3	C	141	SER
3	C	257	TYR
3	C	273	TYR
3	C	276	LEU
3	C	284	ASN
3	C	332	LEU
3	C	337	LYS
3	C	356	GLN
3	C	411	ASP
3	C	426	SER
3	C	428	GLU
3	C	439	LEU
3	C	449	ARG
3	C	456	CYS
3	C	467	ARG
3	C	468	ASP
3	C	479	PHE
3	C	525	GLU
3	C	536	LYS
3	C	558	ASN
3	C	559	ARG
3	C	561	LEU
3	C	562	LEU
3	C	580	LEU
3	C	587	THR
3	C	618	LEU
3	C	642	ARG
3	C	702	TRP
3	C	722	GLU
3	C	728	MSE
3	C	747	GLU
3	C	760	LEU
3	C	818	ASN
3	C	843	ASP
3	C	859	LYS

Continued on next page...

Continued from previous page...

Mol	Chain	Res	Type
3	C	880	LEU
3	C	881	GLU
3	C	896	SER
3	C	898	PHE
3	D	10	GLN
3	D	47	THR
3	D	58	THR
3	D	86	ASP
3	D	134	ASP
3	D	162	TRP
3	D	216	TRP
3	D	266	PHE
3	D	273	TYR
3	D	303	LEU
3	D	306	ASP
3	D	316	ASN
3	D	356	GLN
3	D	391	TYR
3	D	441	ASP
3	D	479	PHE
3	D	489	MSE
3	D	498	ILE
3	D	519	ARG
3	D	520	PHE
3	D	530	ILE
3	D	556	GLN
3	D	558	ASN
3	D	576	ARG
3	D	591	GLN
3	D	657	GLU
3	D	660	GLU
3	D	702	TRP
3	D	719	ARG
3	D	730	LEU
3	D	755	GLU
3	D	772	ARG
3	D	828	GLU
3	D	844	LYS
3	D	856	ASP
3	D	860	ASP

Some sidechains can be flipped to improve hydrogen bonding and reduce clashes. All (92) such sidechains are listed below:

Mol	Chain	Res	Type
3	A	64	ASN
3	A	153	ASN
3	A	158	ASN
3	A	206	GLN
3	A	245	HIS
3	A	284	ASN
3	A	285	GLN
3	A	376	GLN
3	A	382	GLN
3	A	422	GLN
3	A	480	ASN
3	A	485	HIS
3	A	493	GLN
3	A	495	ASN
3	A	505	ASN
3	A	539	ASN
3	A	556	GLN
3	A	558	ASN
3	A	602	ASN
3	A	606	ASN
3	A	646	HIS
3	A	678	GLN
3	A	733	GLN
3	A	742	GLN
3	A	773	GLN
3	A	775	ASN
3	B	70	GLN
3	B	98	ASN
3	B	153	ASN
3	B	158	ASN
3	B	193	ASN
3	B	203	ASN
3	B	217	ASN
3	B	245	HIS
3	B	316	ASN
3	B	318	GLN
3	B	324	ASN
3	B	376	GLN
3	B	382	GLN
3	B	389	GLN
3	B	493	GLN
3	B	646	HIS
3	B	733	GLN

Continued on next page...

Continued from previous page...

Mol	Chain	Res	Type
3	B	742	GLN
3	B	775	ASN
3	B	818	ASN
3	C	45	GLN
3	C	98	ASN
3	C	112	ASN
3	C	131	HIS
3	C	153	ASN
3	C	158	ASN
3	C	171	GLN
3	C	173	GLN
3	C	203	ASN
3	C	207	GLN
3	C	284	ASN
3	C	285	GLN
3	C	376	GLN
3	C	481	GLN
3	C	495	ASN
3	C	539	ASN
3	C	556	GLN
3	C	558	ASN
3	C	572	ASN
3	C	675	ASN
3	C	676	ASN
3	C	678	GLN
3	C	679	HIS
3	C	711	ASN
3	C	818	ASN
3	C	864	HIS
3	D	10	GLN
3	D	64	ASN
3	D	70	GLN
3	D	228	ASN
3	D	285	GLN
3	D	316	ASN
3	D	339	GLN
3	D	342	ASN
3	D	356	GLN
3	D	440	HIS
3	D	444	ASN
3	D	485	HIS
3	D	495	ASN

Continued on next page...

Continued from previous page...

Mol	Chain	Res	Type
3	D	505	ASN
3	D	564	ASN
3	D	591	GLN
3	D	646	HIS
3	D	742	GLN
3	D	761	GLN
3	D	812	ASN

5.3.3 RNA ⓘ

There are no RNA molecules in this entry.

5.4 Non-standard residues in protein, DNA, RNA chains ⓘ

4 non-standard protein/DNA/RNA residues are modelled in this entry.

In the following table, the Counts columns list the number of bonds (or angles) for which Mogul statistics could be retrieved, the number of bonds (or angles) that are observed in the model and the number of bonds (or angles) that are defined in the chemical component dictionary. The Link column lists molecule types, if any, to which the group is linked. The Z score for a bond length (or angle) is the number of standard deviations the observed value is removed from the expected value. A bond length (or angle) with $|Z| > 2$ is considered an outlier worth inspection. RMSZ is the root-mean-square of all Z scores of the bond lengths (or angles).

Mol	Type	Chain	Res	Link	Bond lengths			Bond angles		
					Counts	RMSZ	# Z > 2	Counts	RMSZ	# Z > 2
1	CTG	E	3	1,2	16,23,24	0.73	0	17,35,38	1.14	2 (11%)
1	CTG	G	3	1,2	16,23,24	0.78	0	17,35,38	1.11	2 (11%)
1	CTG	I	3	1,2	16,23,24	0.87	1 (6%)	17,35,38	1.24	2 (11%)
1	CTG	K	3	1	16,23,24	0.87	1 (6%)	17,35,38	1.16	2 (11%)

In the following table, the Chirals column lists the number of chiral outliers, the number of chiral centers analysed, the number of these observed in the model and the number defined in the chemical component dictionary. Similar counts are reported in the Torsion and Rings columns. '-' means no outliers of that kind were identified.

Mol	Type	Chain	Res	Link	Chirals	Torsions	Rings
1	CTG	E	3	1,2	-	0/7/45/46	0/2/2/2
1	CTG	G	3	1,2	-	0/7/45/46	0/2/2/2
1	CTG	I	3	1,2	-	0/7/45/46	0/2/2/2
1	CTG	K	3	1	-	0/7/45/46	0/2/2/2

All (2) bond length outliers are listed below:

Mol	Chain	Res	Type	Atoms	Z	Observed(Å)	Ideal(Å)
1	K	3	CTG	O6-C6	2.20	1.44	1.40
1	I	3	CTG	C1'-N1	2.31	1.48	1.45

All (8) bond angle outliers are listed below:

Mol	Chain	Res	Type	Atoms	Z	Observed(°)	Ideal(°)
1	G	3	CTG	N3-C2-N1	-2.62	114.20	116.82
1	K	3	CTG	N3-C2-N1	-2.54	114.28	116.82
1	E	3	CTG	N3-C2-N1	-2.35	114.48	116.82
1	I	3	CTG	N3-C2-N1	-2.28	114.54	116.82
1	G	3	CTG	O3'-C3'-C2'	2.12	117.74	110.74
1	K	3	CTG	O3'-C3'-C2'	2.48	118.95	110.74
1	E	3	CTG	O3'-C3'-C2'	2.77	119.92	110.74
1	I	3	CTG	O3'-C3'-C2'	3.04	120.79	110.74

There are no chirality outliers.

There are no torsion outliers.

There are no ring outliers.

4 monomers are involved in 7 short contacts:

Mol	Chain	Res	Type	Clashes	Symm-Clashes
1	E	3	CTG	2	0
1	G	3	CTG	1	0
1	I	3	CTG	1	0
1	K	3	CTG	3	0

5.5 Carbohydrates [i](#)

There are no carbohydrates in this entry.

5.6 Ligand geometry [i](#)

There are no ligands in this entry.

5.7 Other polymers [i](#)

There are no such residues in this entry.

5.8 Polymer linkage issues ⓘ

There are no chain breaks in this entry.

6 Fit of model and data ⓘ

6.1 Protein, DNA and RNA chains ⓘ

In the following table, the column labelled ‘#RSRZ> 2’ contains the number (and percentage) of RSRZ outliers, followed by percent RSRZ outliers for the chain as percentile scores relative to all X-ray entries and entries of similar resolution. The OWAB column contains the minimum, median, 95th percentile and maximum values of the occupancy-weighted average B-factor per residue. The column labelled ‘Q< 0.9’ lists the number of (and percentage) of residues with an average occupancy less than 0.9.

Mol	Chain	Analysed	<RSRZ>	#RSRZ>2	OWAB(Å ²)	Q<0.9
1	E	16/18 (88%)	0.79	2 (12%) 5 4	87, 109, 126, 131	0
1	G	17/18 (94%)	-0.23	0 100 100	34, 47, 76, 79	0
1	I	17/18 (94%)	-0.03	0 100 100	35, 50, 84, 91	0
1	K	17/18 (94%)	2.00	10 (58%) 0 0	65, 80, 81, 81	0
2	F	14/15 (93%)	1.14	3 (21%) 1 1	106, 125, 133, 135	0
2	H	15/15 (100%)	-0.33	0 100 100	36, 49, 100, 100	0
2	J	15/15 (100%)	-0.06	0 100 100	33, 65, 112, 113	0
2	L	15/15 (100%)	2.37	9 (60%) 0 0	78, 80, 82, 82	0
3	A	877/903 (97%)	0.24	53 (6%) 25 23	23, 51, 125, 141	0
3	B	863/903 (95%)	0.07	42 (4%) 33 31	16, 44, 116, 139	0
3	C	875/903 (96%)	0.11	37 (4%) 40 38	17, 47, 114, 142	0
3	D	867/903 (96%)	0.95	152 (17%) 2 1	54, 102, 140, 153	0
All	All	3608/3744 (96%)	0.35	308 (8%) 13 10	16, 58, 131, 153	0

All (308) RSRZ outliers are listed below:

Mol	Chain	Res	Type	RSRZ
3	A	503	LEU	9.5
3	C	503	LEU	9.2
3	D	309	ILE	9.1
3	D	135	ALA	8.9
3	D	498	ILE	8.8
3	D	534	SER	8.4
3	D	313	ARG	8.1
3	A	504	HIS	7.9
3	C	510	VAL	7.9
3	A	532	LYS	7.7
3	B	538	LEU	7.0

Continued on next page...

Continued from previous page...

Mol	Chain	Res	Type	RSRZ
3	D	118	THR	6.8
3	A	505	ASN	6.8
3	A	502	ALA	6.7
3	B	497	GLU	6.7
3	B	258	GLY	6.6
3	A	511	ASP	6.6
3	D	303	LEU	6.5
3	C	531	LYS	6.3
3	A	509	SER	6.2
3	D	535	ALA	6.2
3	D	514	LEU	6.2
3	C	505	ASN	6.1
3	D	315	SER	6.1
3	B	794	GLY	6.1
3	D	115	ILE	6.0
3	C	511	ASP	6.0
3	D	829	LYS	6.0
3	D	542	LEU	5.9
3	D	305	TYR	5.8
3	D	164	ILE	5.8
3	A	499	ILE	5.8
3	A	506	PRO	5.7
3	D	538	LEU	5.7
3	A	846	ILE	5.7
3	D	526	ILE	5.6
3	D	517	ASP	5.6
3	A	496	GLY	5.6
3	D	875	THR	5.5
2	L	108	DT	5.5
3	B	793	VAL	5.5
3	C	495	ASN	5.3
2	L	109	DC	5.3
3	C	504	HIS	5.3
3	A	508	LEU	5.3
3	B	498	ILE	5.3
3	B	792	ASP	5.3
3	D	522	PHE	5.2
3	D	817	GLY	5.2
3	C	498	ILE	5.1
3	A	536	LYS	4.9
3	C	507	ASN	4.9
3	D	121	ASP	4.9

Continued on next page...

Continued from previous page...

Mol	Chain	Res	Type	RSRZ
3	B	791	TYR	4.8
3	C	508	LEU	4.7
3	C	512	GLU	4.7
3	A	257	TYR	4.7
3	D	523	SER	4.6
3	D	314	GLU	4.6
3	D	730	LEU	4.6
3	C	509	SER	4.6
3	D	230	ILE	4.5
3	A	500	LYS	4.5
3	D	491	ALA	4.5
3	D	252	VAL	4.4
3	A	530	ILE	4.4
3	D	782	VAL	4.4
3	C	522	PHE	4.4
3	B	524	ASP	4.4
3	B	819	ILE	4.3
3	A	514	LEU	4.3
3	D	508	LEU	4.3
3	D	320	TYR	4.2
3	B	542	LEU	4.2
3	C	530	ILE	4.2
3	C	499	ILE	4.2
3	A	510	VAL	4.2
3	C	506	PRO	4.1
3	D	539	ASN	4.1
3	A	498	ILE	4.1
3	C	496	GLY	4.1
3	D	529	LYS	4.1
2	L	101	DG	4.0
3	B	820	ASP	4.0
3	C	527	LYS	4.0
3	D	818	ASN	3.9
3	A	497	GLU	3.9
3	D	150	ASP	3.9
3	D	787	ASN	3.9
3	D	203	ASN	3.9
3	D	159	VAL	3.9
3	A	513	PRO	3.9
3	D	216	TRP	3.8
3	D	321	ILE	3.8
3	D	134	ASP	3.8

Continued on next page...

Continued from previous page...

Mol	Chain	Res	Type	RSRZ
3	D	794	GLY	3.8
1	K	2	DG	3.8
3	B	259	SER	3.7
2	L	107	DG	3.7
3	D	78	ILE	3.7
3	A	535	ALA	3.6
3	D	789	ALA	3.6
3	D	133	ILE	3.6
3	D	306	ASP	3.6
3	D	225	TYR	3.6
3	D	136	ILE	3.6
3	C	502	ALA	3.6
3	A	534	SER	3.6
3	D	537	SER	3.6
3	A	538	LEU	3.6
3	B	533	LEU	3.5
3	A	799	PRO	3.5
3	B	253	ILE	3.5
3	D	191	PHE	3.5
3	A	507	ASN	3.4
3	D	234	PHE	3.4
3	D	263	ILE	3.4
3	B	523	SER	3.4
3	D	821	ALA	3.4
3	A	539	ASN	3.4
3	D	518	TYR	3.4
3	A	528	GLU	3.4
3	D	779	ILE	3.3
3	B	525	GLU	3.3
3	D	798	GLY	3.3
3	A	501	GLU	3.3
3	D	304	LYS	3.3
3	D	160	GLU	3.3
3	D	126	PRO	3.3
3	B	734	LYS	3.3
3	D	190	PRO	3.2
3	D	876	PHE	3.2
3	C	513	PRO	3.2
1	K	15	DC	3.2
3	D	545	ALA	3.2
3	A	533	LEU	3.2
3	D	735	SER	3.1

Continued on next page...

Continued from previous page...

Mol	Chain	Res	Type	RSRZ
3	D	497	GLU	3.1
3	B	536	LYS	3.1
3	C	538	LEU	3.1
3	D	124	PRO	3.1
3	D	873	GLU	3.1
3	A	537	SER	3.1
3	D	15	ILE	3.1
3	D	201	TYR	3.1
3	D	741	VAL	3.1
3	D	745	LEU	3.1
3	D	223	ILE	3.1
3	D	506	PRO	3.1
3	B	495	ASN	3.0
3	D	152	LEU	3.0
3	D	793	VAL	3.0
3	D	229	ARG	3.0
3	D	161	GLU	3.0
3	C	523	SER	3.0
3	C	544	ARG	3.0
3	C	528	GLU	3.0
3	D	215	GLY	3.0
3	A	254	GLU	2.9
3	A	518	TYR	2.9
3	B	902	ASP	2.9
3	D	515	ASP	2.9
3	C	175	GLY	2.9
3	D	511	ASP	2.9
3	D	62	PHE	2.9
3	D	120	PRO	2.9
3	A	258	GLY	2.9
3	A	788	ILE	2.8
3	A	857	LEU	2.8
3	D	857	LEU	2.8
3	D	113	PHE	2.8
3	A	495	ASN	2.8
3	D	310	SER	2.8
3	D	499	ILE	2.8
3	D	129	ALA	2.8
3	D	61	LEU	2.8
3	A	516	VAL	2.8
3	D	162	TRP	2.8
3	D	488	TYR	2.8

Continued on next page...

Continued from previous page...

Mol	Chain	Res	Type	RSRZ
3	D	771	PHE	2.8
3	D	117	VAL	2.8
3	D	394	ALA	2.8
3	B	526	ILE	2.7
3	D	788	ILE	2.7
3	D	889	LEU	2.7
3	B	518	TYR	2.7
3	B	818	ASN	2.7
3	C	532	LYS	2.7
1	K	13	DG	2.7
2	F	111	DT	2.7
3	D	213	LEU	2.7
3	D	198	LEU	2.7
3	D	831	TYR	2.7
3	B	530	ILE	2.7
3	D	891	TYR	2.7
3	D	790	LYS	2.7
1	K	12	DA	2.6
3	A	542	LEU	2.6
3	B	255	ASN	2.6
3	D	863	LEU	2.6
3	A	902	ASP	2.6
3	D	122	GLY	2.6
3	D	167	ALA	2.6
3	C	526	ILE	2.6
3	D	183	ILE	2.6
2	L	106	DT	2.6
3	D	233	ILE	2.6
3	A	786	ASN	2.6
3	B	496	GLY	2.6
3	B	552	GLY	2.6
3	C	537	SER	2.6
3	D	513	PRO	2.6
3	D	391	TYR	2.6
3	D	179	PRO	2.6
3	D	221	PHE	2.6
2	L	110	DA	2.5
3	B	260	ARG	2.5
3	B	499	ILE	2.5
3	C	534	SER	2.5
3	D	237	SER	2.5
3	D	799	PRO	2.5

Continued on next page...

Continued from previous page...

Mol	Chain	Res	Type	RSRZ
3	A	785	ALA	2.5
3	B	521	ASP	2.5
3	B	545	ALA	2.5
3	D	242	LEU	2.5
3	B	797	PRO	2.5
3	B	787	ASN	2.5
3	D	528	GLU	2.5
3	D	390	PRO	2.5
3	D	325	ILE	2.5
1	K	4	DG	2.5
3	D	776	TYR	2.5
3	C	524	ASP	2.5
3	A	512	GLU	2.4
3	D	175	GLY	2.4
2	L	114	DC	2.4
3	A	490	LEU	2.4
3	D	781	SER	2.4
2	F	107	DG	2.4
2	F	109	DC	2.4
3	C	514	LEU	2.4
3	A	492	ALA	2.4
3	D	20	ILE	2.4
3	D	287	SER	2.4
3	D	729	GLY	2.4
3	D	791	TYR	2.4
3	A	493	GLN	2.4
3	D	823	GLN	2.4
3	A	522	PHE	2.3
3	B	809	LEU	2.3
3	D	338	ARG	2.3
1	K	5	DG	2.3
1	K	16	DG	2.3
3	B	522	PHE	2.3
3	A	531	LYS	2.3
3	D	731	GLU	2.3
3	D	800	LYS	2.3
3	D	740	ALA	2.3
3	D	780	ALA	2.3
3	D	864	HIS	2.3
2	L	115	DA	2.3
1	E	13	DG	2.3
3	D	768	GLU	2.3

Continued on next page...

Continued from previous page...

Mol	Chain	Res	Type	RSRZ
3	B	178	VAL	2.3
2	L	105	DC	2.3
1	K	14	DC	2.2
3	B	537	SER	2.2
3	D	224	PRO	2.2
3	D	64	ASN	2.2
3	D	530	ILE	2.2
3	D	312	LEU	2.2
3	A	523	SER	2.2
3	D	520	PHE	2.2
3	C	535	ALA	2.2
3	A	793	VAL	2.2
3	C	436	VAL	2.2
3	D	290	LEU	2.2
3	D	395	PHE	2.2
3	D	178	VAL	2.2
3	C	464	TYR	2.1
3	D	188	TYR	2.1
3	C	501	GLU	2.1
3	B	532	LYS	2.1
3	D	622	THR	2.1
3	D	503	LEU	2.1
3	B	535	ALA	2.1
1	K	6	DA	2.1
3	D	833	LEU	2.1
1	E	2	DG	2.1
3	A	847	ALA	2.1
1	K	7	DA	2.1
3	D	241	ARG	2.1
3	D	205	TRP	2.1
3	D	302	LYS	2.1
3	C	500	LYS	2.1
3	D	732	THR	2.1
3	B	531	LYS	2.1
3	D	524	ASP	2.1
3	D	49	TYR	2.1
3	D	227	TYR	2.1
3	A	255	ASN	2.0
3	D	632	ILE	2.0
3	C	432	GLY	2.0
3	D	33	TYR	2.0
3	D	11	ILE	2.0

Continued on next page...

Continued from previous page...

Mol	Chain	Res	Type	RSRZ
3	A	543	PHE	2.0
3	D	13	ASP	2.0
3	B	494	ARG	2.0

6.2 Non-standard residues in protein, DNA, RNA chains [i](#)

In the following table, the Atoms column lists the number of modelled atoms in the group and the number defined in the chemical component dictionary. LLDF column lists the quality of electron density of the group with respect to its neighbouring residues in protein, DNA or RNA chains. The B-factors column lists the minimum, median, 95th percentile and maximum values of B factors of atoms in the group. The column labelled 'Q< 0.9' lists the number of atoms with occupancy less than 0.9.

Mol	Type	Chain	Res	Atoms	RSCC	RSR	LLDF	B-factors(Å ²)	Q<0.9
1	CTG	K	3	22/23	0.81	0.42	-	75,79,85,88	0
1	CTG	E	3	22/23	0.82	0.23	-	110,111,113,114	0
1	CTG	G	3	22/23	0.98	0.13	-	32,41,42,43	0
1	CTG	I	3	22/23	0.96	0.17	-	58,61,62,63	0

6.3 Carbohydrates [i](#)

There are no carbohydrates in this entry.

6.4 Ligands [i](#)

There are no ligands in this entry.

6.5 Other polymers [i](#)

There are no such residues in this entry.