



Full wwPDB X-ray Structure Validation Report ⓘ

Feb 19, 2016 – 10:49 PM GMT

PDB ID : 5DYI
Title : Structure of p97 N-D1 wild-type in complex with ADP
Authors : Tang, W.K.; Xia, D.
Deposited on : 2015-09-24
Resolution : 3.71 Å(reported)

This is a Full wwPDB X-ray Structure Validation Report for a publicly released PDB entry.
We welcome your comments at validation@mail.wwpdb.org
A user guide is available at
<http://wwpdb.org/validation/2016/XrayValidationReportHelp>
with specific help available everywhere you see the ⓘ symbol.

The following versions of software and data (see [references ⓘ](#)) were used in the production of this report:

MolProbity : 4.02b-467
Mogul : 1.7.1 (RC1), CSD as537be (2016)
Xtriage (Phenix) : 1.9-1692
EDS : rb-20026982
Percentile statistics : 20151230.v01 (using entries in the PDB archive December 30th 2015)
Refmac : 5.8.0135
CCP4 : 6.5.0
Ideal geometry (proteins) : Engh & Huber (2001)
Ideal geometry (DNA, RNA) : Parkinson et al. (1996)
Validation Pipeline (wwPDB-VP) : rb-20026982

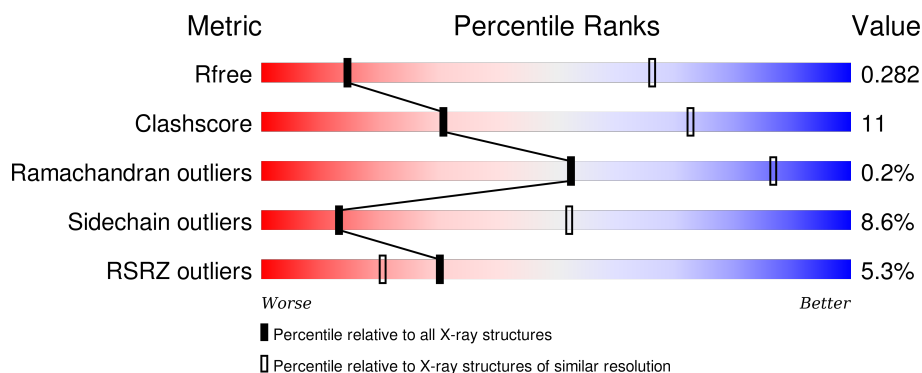
1 Overall quality at a glance

The following experimental techniques were used to determine the structure:

X-RAY DIFFRACTION

The reported resolution of this entry is 3.71 Å.

Percentile scores (ranging between 0-100) for global validation metrics of the entry are shown in the following graphic. The table shows the number of entries on which the scores are based.



Metric	Whole archive (#Entries)	Similar resolution (#Entries, resolution range(Å))
R_{free}	91344	1129 (3.94-3.50)
Clashscore	102246	1252 (3.94-3.50)
Ramachandran outliers	100387	1199 (3.94-3.50)
Sidechain outliers	100360	1197 (3.94-3.50)
RSRZ outliers	91569	1136 (3.94-3.50)

The table below summarises the geometric issues observed across the polymeric chains and their fit to the electron density. The red, orange, yellow and green segments on the lower bar indicate the fraction of residues that contain outliers for ≥ 3 , 2, 1 and 0 types of geometric quality criteria. A grey segment represents the fraction of residues that are not modelled. The numeric value for each fraction is indicated below the corresponding segment, with a dot representing fractions $\leq 5\%$. The upper red bar (where present) indicates the fraction of residues that have poor fit to the electron density. The numeric value is given above the bar.

Mol	Chain	Length	Quality of chain
1	A	489	<div> <div>69%</div> <div>17%</div> <div>•</div> <div>10%</div> </div>
1	B	489	<div> <div>3%</div> <div>69%</div> <div>17%</div> <div>•</div> <div>10%</div> </div>
1	C	489	<div> <div>9%</div> <div>69%</div> <div>16%</div> <div>•</div> <div>10%</div> </div>
1	D	489	<div> <div>3%</div> <div>69%</div> <div>18%</div> <div>•</div> <div>10%</div> </div>
1	E	489	<div> <div>9%</div> <div>66%</div> <div>19%</div> <div>•</div> <div>10%</div> </div>

Continued on next page...

Continued from previous page...

Mol	Chain	Length	Quality of chain
1	F	489	<div><div><div></div><div></div><div></div></div><div>7%70%17%•10%</div></div>
1	G	489	<div><div><div></div><div></div><div></div></div><div>4%69%17%•10%</div></div>
1	H	489	<div><div><div></div><div></div><div></div></div><div>5%70%16%•10%</div></div>
1	I	489	<div><div><div></div><div></div><div></div></div><div>3%69%18%•10%</div></div>
1	J	489	<div><div><div></div><div></div><div></div></div><div>9%69%18%•10%</div></div>
1	K	489	<div><div><div></div><div></div><div></div></div><div>2%67%19%•10%</div></div>
1	L	489	<div><div><div></div><div></div><div></div></div><div>%66%20%•10%</div></div>

2 Entry composition

There are 2 unique types of molecules in this entry. The entry contains 41579 atoms, of which 0 are hydrogens and 0 are deuteriums.

In the tables below, the ZeroOcc column contains the number of atoms modelled with zero occupancy, the AltConf column contains the number of residues with at least one atom in alternate conformation and the Trace column contains the number of residues modelled with at most 2 atoms.

- Molecule 1 is a protein called Transitional endoplasmic reticulum ATPase.

Mol	Chain	Residues	Atoms					ZeroOcc	AltConf	Trace
1	A	440	Total	C	N	O	S	0	0	0
			3447	2162	612	655	18			
1	B	438	Total	C	N	O	S	0	0	0
			3433	2155	609	651	18			
1	C	438	Total	C	N	O	S	0	0	0
			3433	2155	609	651	18			
1	D	439	Total	C	N	O	S	0	0	0
			3439	2158	610	653	18			
1	E	438	Total	C	N	O	S	0	0	0
			3433	2155	609	651	18			
1	F	438	Total	C	N	O	S	0	0	0
			3433	2155	609	651	18			
1	G	438	Total	C	N	O	S	0	0	0
			3433	2155	609	651	18			
1	H	439	Total	C	N	O	S	0	0	0
			3439	2158	610	653	18			
1	I	439	Total	C	N	O	S	0	0	0
			3439	2158	610	653	18			
1	J	441	Total	C	N	O	S	0	0	0
			3454	2167	613	656	18			
1	K	439	Total	C	N	O	S	0	0	0
			3439	2158	610	653	18			
1	L	438	Total	C	N	O	S	0	0	0
			3433	2155	609	651	18			

There are 96 discrepancies between the modelled and reference sequences:

Chain	Residue	Modelled	Actual	Comment	Reference
A	482	ARG	-	expression tag	UNP P55072
A	483	SER	-	expression tag	UNP P55072
A	484	HIS	-	expression tag	UNP P55072
A	485	HIS	-	expression tag	UNP P55072
A	486	HIS	-	expression tag	UNP P55072

Continued on next page...

Continued from previous page...

Chain	Residue	Modelled	Actual	Comment	Reference
A	487	HIS	-	expression tag	UNP P55072
A	488	HIS	-	expression tag	UNP P55072
A	489	HIS	-	expression tag	UNP P55072
B	482	ARG	-	expression tag	UNP P55072
B	483	SER	-	expression tag	UNP P55072
B	484	HIS	-	expression tag	UNP P55072
B	485	HIS	-	expression tag	UNP P55072
B	486	HIS	-	expression tag	UNP P55072
B	487	HIS	-	expression tag	UNP P55072
B	488	HIS	-	expression tag	UNP P55072
B	489	HIS	-	expression tag	UNP P55072
C	482	ARG	-	expression tag	UNP P55072
C	483	SER	-	expression tag	UNP P55072
C	484	HIS	-	expression tag	UNP P55072
C	485	HIS	-	expression tag	UNP P55072
C	486	HIS	-	expression tag	UNP P55072
C	487	HIS	-	expression tag	UNP P55072
C	488	HIS	-	expression tag	UNP P55072
C	489	HIS	-	expression tag	UNP P55072
D	482	ARG	-	expression tag	UNP P55072
D	483	SER	-	expression tag	UNP P55072
D	484	HIS	-	expression tag	UNP P55072
D	485	HIS	-	expression tag	UNP P55072
D	486	HIS	-	expression tag	UNP P55072
D	487	HIS	-	expression tag	UNP P55072
D	488	HIS	-	expression tag	UNP P55072
D	489	HIS	-	expression tag	UNP P55072
E	482	ARG	-	expression tag	UNP P55072
E	483	SER	-	expression tag	UNP P55072
E	484	HIS	-	expression tag	UNP P55072
E	485	HIS	-	expression tag	UNP P55072
E	486	HIS	-	expression tag	UNP P55072
E	487	HIS	-	expression tag	UNP P55072
E	488	HIS	-	expression tag	UNP P55072
E	489	HIS	-	expression tag	UNP P55072
F	482	ARG	-	expression tag	UNP P55072
F	483	SER	-	expression tag	UNP P55072
F	484	HIS	-	expression tag	UNP P55072
F	485	HIS	-	expression tag	UNP P55072
F	486	HIS	-	expression tag	UNP P55072
F	487	HIS	-	expression tag	UNP P55072
F	488	HIS	-	expression tag	UNP P55072

Continued on next page...

Continued from previous page...

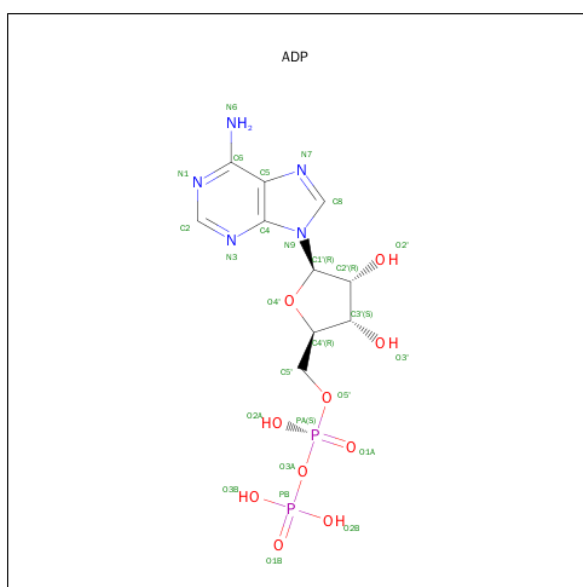
Chain	Residue	Modelled	Actual	Comment	Reference
F	489	HIS	-	expression tag	UNP P55072
G	482	ARG	-	expression tag	UNP P55072
G	483	SER	-	expression tag	UNP P55072
G	484	HIS	-	expression tag	UNP P55072
G	485	HIS	-	expression tag	UNP P55072
G	486	HIS	-	expression tag	UNP P55072
G	487	HIS	-	expression tag	UNP P55072
G	488	HIS	-	expression tag	UNP P55072
G	489	HIS	-	expression tag	UNP P55072
H	482	ARG	-	expression tag	UNP P55072
H	483	SER	-	expression tag	UNP P55072
H	484	HIS	-	expression tag	UNP P55072
H	485	HIS	-	expression tag	UNP P55072
H	486	HIS	-	expression tag	UNP P55072
H	487	HIS	-	expression tag	UNP P55072
H	488	HIS	-	expression tag	UNP P55072
H	489	HIS	-	expression tag	UNP P55072
I	482	ARG	-	expression tag	UNP P55072
I	483	SER	-	expression tag	UNP P55072
I	484	HIS	-	expression tag	UNP P55072
I	485	HIS	-	expression tag	UNP P55072
I	486	HIS	-	expression tag	UNP P55072
I	487	HIS	-	expression tag	UNP P55072
I	488	HIS	-	expression tag	UNP P55072
I	489	HIS	-	expression tag	UNP P55072
J	482	ARG	-	expression tag	UNP P55072
J	483	SER	-	expression tag	UNP P55072
J	484	HIS	-	expression tag	UNP P55072
J	485	HIS	-	expression tag	UNP P55072
J	486	HIS	-	expression tag	UNP P55072
J	487	HIS	-	expression tag	UNP P55072
J	488	HIS	-	expression tag	UNP P55072
J	489	HIS	-	expression tag	UNP P55072
K	482	ARG	-	expression tag	UNP P55072
K	483	SER	-	expression tag	UNP P55072
K	484	HIS	-	expression tag	UNP P55072
K	485	HIS	-	expression tag	UNP P55072
K	486	HIS	-	expression tag	UNP P55072
K	487	HIS	-	expression tag	UNP P55072
K	488	HIS	-	expression tag	UNP P55072
K	489	HIS	-	expression tag	UNP P55072
L	482	ARG	-	expression tag	UNP P55072

Continued on next page...

Continued from previous page...

Chain	Residue	Modelled	Actual	Comment	Reference
L	483	SER	-	expression tag	UNP P55072
L	484	HIS	-	expression tag	UNP P55072
L	485	HIS	-	expression tag	UNP P55072
L	486	HIS	-	expression tag	UNP P55072
L	487	HIS	-	expression tag	UNP P55072
L	488	HIS	-	expression tag	UNP P55072
L	489	HIS	-	expression tag	UNP P55072

- Molecule 2 is ADENOSINE-5'-DIPHOSPHATE (three-letter code: ADP) (formula: $C_{10}H_{15}N_5O_{10}P_2$).

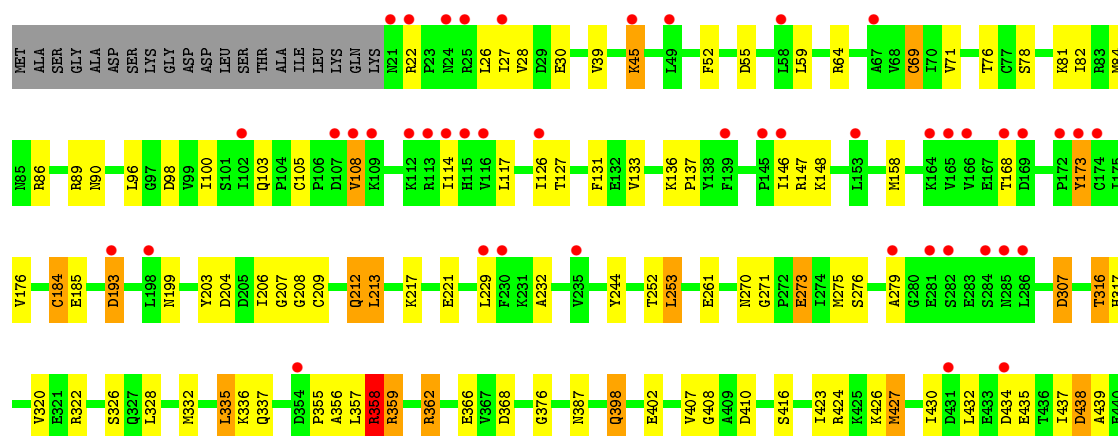


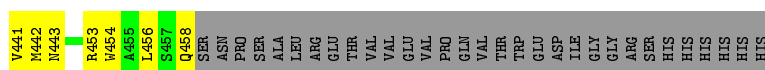
Mol	Chain	Residues	Atoms					ZeroOcc	AltConf
2	A	1	Total	C	N	O	P	0	0
			27	10	5	10	2		
2	B	1	Total	C	N	O	P	0	0
			27	10	5	10	2		
2	C	1	Total	C	N	O	P	0	0
			27	10	5	10	2		
2	D	1	Total	C	N	O	P	0	0
			27	10	5	10	2		
2	E	1	Total	C	N	O	P	0	0
			27	10	5	10	2		
2	F	1	Total	C	N	O	P	0	0
			27	10	5	10	2		
2	G	1	Total	C	N	O	P	0	0
			27	10	5	10	2		

Continued on next page...

Continued from previous page...

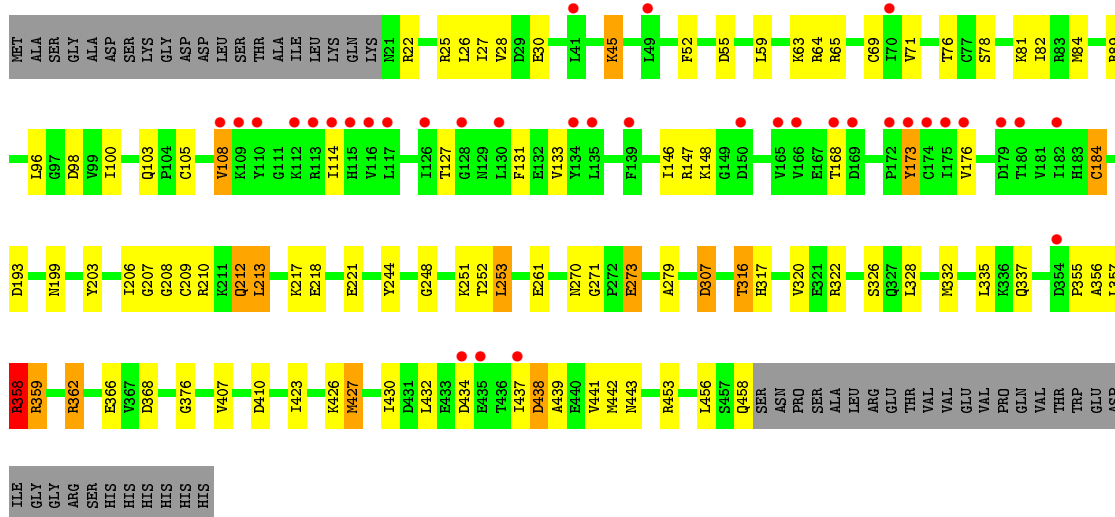
Mol	Chain	Residues	Atoms					ZeroOcc	AltConf
2	H	1	Total	C	N	O	P	0	0
			27	10	5	10	2		
2	I	1	Total	C	N	O	P	0	0
			27	10	5	10	2		
2	J	1	Total	C	N	O	P	0	0
			27	10	5	10	2		
2	K	1	Total	C	N	O	P	0	0
			27	10	5	10	2		
2	L	1	Total	C	N	O	P	0	0
			27	10	5	10	2		





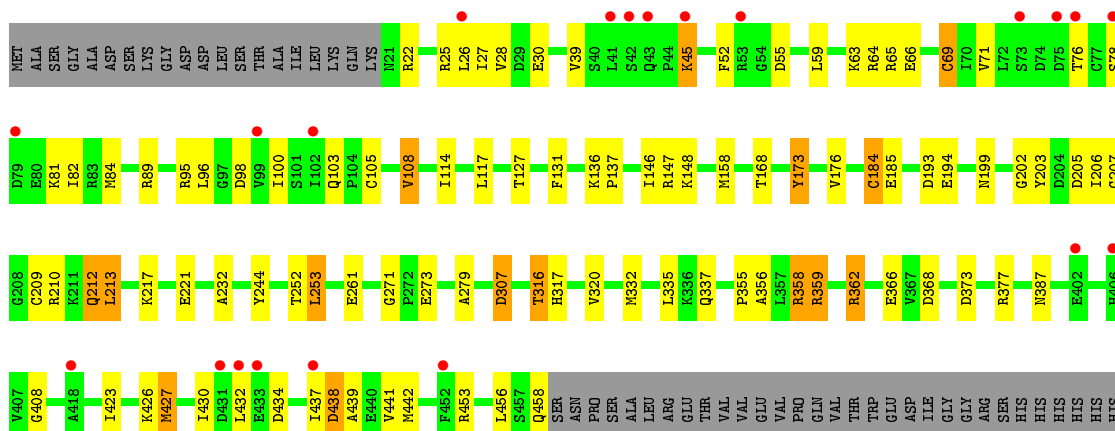
- Molecule 1: Transitional endoplasmic reticulum ATPase

Chain F: 



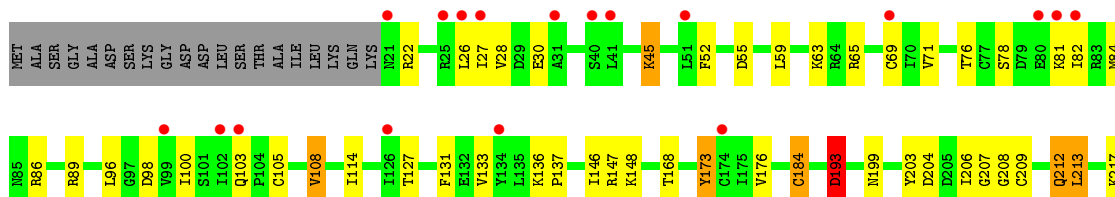
- Molecule 1: Transitional endoplasmic reticulum ATPase

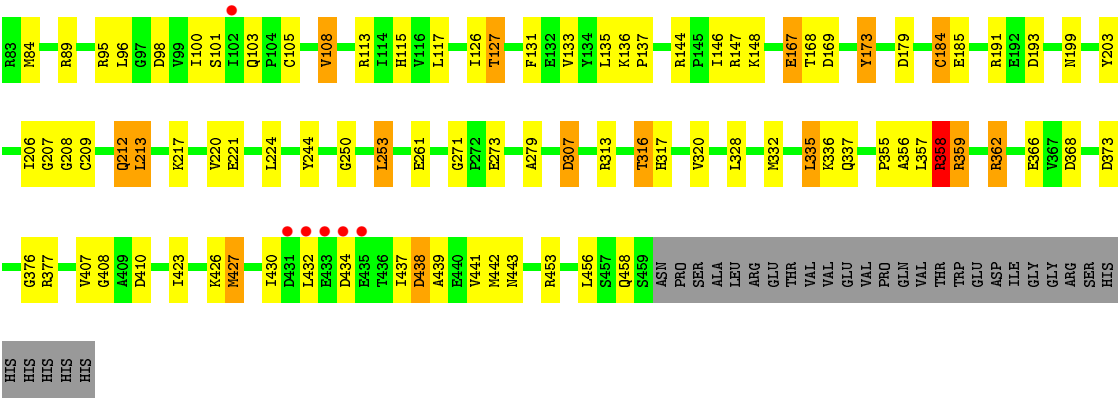
Chain G:  4% 69% 17% 10%



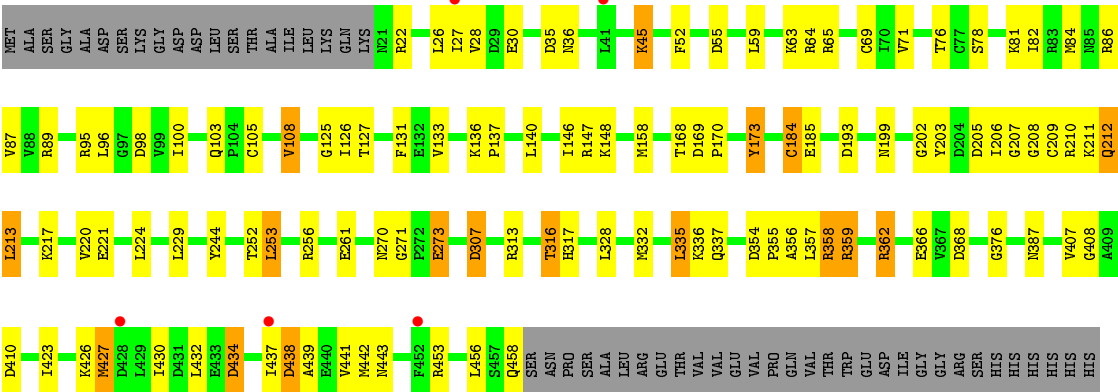
- Molecule 1: Transitional endoplasmic reticulum ATPase

Chain H: 





● Molecule 1: Transitional endoplasmic reticulum ATPase



4 Data and refinement statistics

Property	Value	Source
Space group	P 21 21 21	Depositor
Cell constants a, b, c, α , β , γ	146.44Å 176.21Å 256.87Å 90.00° 90.00° 90.00°	Depositor
Resolution (Å)	50.00 – 3.71 48.91 – 3.71	Depositor EDS
% Data completeness (in resolution range)	68.1 (50.00-3.71) 68.2 (48.91-3.71)	Depositor EDS
R_{merge}	(Not available)	Depositor
R_{sym}	(Not available)	Depositor
$\langle I/\sigma(I) \rangle$ ¹	2.32 (at 3.67Å)	Xtriage
Refinement program	REFMAC 5.8.0124	Depositor
R, R_{free}	0.249 , 0.285 0.249 , 0.282	Depositor DCC
R_{free} test set	2448 reflections (5.32%)	DCC
Wilson B-factor (Å ²)	94.7	Xtriage
Anisotropy	0.204	Xtriage
Bulk solvent k_{sol} (e/Å ³), B_{sol} (Å ²)	0.33 , 92.6	EDS
Estimated twinning fraction	No twinning to report.	Xtriage
L-test for twinning ²	$\langle L \rangle = 0.32$, $\langle L^2 \rangle = 0.16$	Xtriage
Outliers	1 of 48425 reflections (0.002%)	Xtriage
F_o, F_c correlation	0.88	EDS
Total number of atoms	41579	wwPDB-VP
Average B, all atoms (Å ²)	141.0	wwPDB-VP

Xtriage's analysis on translational NCS is as follows: *The largest off-origin peak in the Patterson function is 2.45% of the height of the origin peak. No significant pseudotranslation is detected.*

¹Intensities estimated from amplitudes.

²Theoretical values of $\langle |L| \rangle$, $\langle L^2 \rangle$ for acentric reflections are 0.5, 0.375 respectively for untwinned datasets, and 0.333, 0.2 for perfectly twinned datasets.

5 Model quality ⓘ

5.1 Standard geometry ⓘ

Bond lengths and bond angles in the following residue types are not validated in this section: ADP

The Z score for a bond length (or angle) is the number of standard deviations the observed value is removed from the expected value. A bond length (or angle) with $|Z| > 5$ is considered an outlier worth inspection. RMSZ is the root-mean-square of all Z scores of the bond lengths (or angles).

Mol	Chain	Bond lengths		Bond angles	
		RMSZ	# $ Z > 5$	RMSZ	# $ Z > 5$
1	A	0.59	1/3500 (0.0%)	0.84	2/4729 (0.0%)
1	B	0.59	0/3486	0.84	2/4710 (0.0%)
1	C	0.57	0/3486	0.82	1/4710 (0.0%)
1	D	0.58	0/3492	0.84	0/4718
1	E	0.60	1/3486 (0.0%)	0.85	3/4710 (0.1%)
1	F	0.57	0/3486	0.82	1/4710 (0.0%)
1	G	0.56	0/3486	0.82	0/4710
1	H	0.56	0/3492	0.82	2/4718 (0.0%)
1	I	0.57	0/3492	0.84	0/4718
1	J	0.58	0/3508	0.83	2/4741 (0.0%)
1	K	0.62	0/3492	0.86	3/4718 (0.1%)
1	L	0.60	0/3486	0.85	2/4710 (0.0%)
All	All	0.58	2/41892 (0.0%)	0.84	18/56602 (0.0%)

All (2) bond length outliers are listed below:

Mol	Chain	Res	Type	Atoms	Z	Observed(Å)	Ideal(Å)
1	E	398	GLN	CD-NE2	-7.20	1.14	1.32
1	A	402	GLU	CD-OE1	-5.38	1.19	1.25

All (18) bond angle outliers are listed below:

Mol	Chain	Res	Type	Atoms	Z	Observed(°)	Ideal(°)
1	E	402	GLU	OE1-CD-OE2	-8.23	113.42	123.30
1	E	398	GLN	CG-CD-OE1	5.97	133.54	121.60
1	B	358	ARG	NE-CZ-NH1	5.91	123.25	120.30
1	H	193	ASP	CB-CG-OD1	-5.71	113.16	118.30
1	K	191	ARG	NE-CZ-NH2	-5.70	117.45	120.30
1	K	358	ARG	NE-CZ-NH1	5.59	123.09	120.30
1	A	358	ARG	NE-CZ-NH1	5.48	123.04	120.30

Continued on next page...

Continued from previous page...

Mol	Chain	Res	Type	Atoms	Z	Observed(°)	Ideal(°)
1	J	358	ARG	NE-CZ-NH1	5.37	122.98	120.30
1	H	358	ARG	NE-CZ-NH1	5.31	122.96	120.30
1	B	256	ARG	NE-CZ-NH1	5.29	122.94	120.30
1	J	371	ILE	C-N-CD	-5.26	109.02	120.60
1	E	358	ARG	NE-CZ-NH1	5.26	122.93	120.30
1	K	167	GLU	CG-CD-OE1	5.18	128.67	118.30
1	L	256	ARG	NE-CZ-NH1	5.15	122.87	120.30
1	C	358	ARG	NE-CZ-NH1	5.12	122.86	120.30
1	L	354	ASP	CB-CG-OD1	5.10	122.89	118.30
1	F	358	ARG	NE-CZ-NH1	5.09	122.85	120.30
1	A	424	ARG	NE-CZ-NH1	5.03	122.81	120.30

There are no chirality outliers.

There are no planarity outliers.

5.2 Too-close contacts ⓘ

In the following table, the Non-H and H(model) columns list the number of non-hydrogen atoms and hydrogen atoms in the chain respectively. The H(added) column lists the number of hydrogen atoms added and optimized by MolProbity. The Clashes column lists the number of clashes within the asymmetric unit, whereas Symm-Clashes lists symmetry related clashes.

Mol	Chain	Non-H	H(model)	H(added)	Clashes	Symm-Clashes
1	A	3447	0	3498	75	1
1	B	3433	0	3487	76	0
1	C	3433	0	3487	78	0
1	D	3439	0	3492	89	0
1	E	3433	0	3487	86	2
1	F	3433	0	3487	74	0
1	G	3433	0	3487	70	0
1	H	3439	0	3492	75	1
1	I	3439	0	3492	93	0
1	J	3454	0	3505	81	1
1	K	3439	0	3492	85	2
1	L	3433	0	3487	78	1
2	A	27	0	12	3	0
2	B	27	0	12	6	0
2	C	27	0	12	4	0
2	D	27	0	12	2	0
2	E	27	0	12	3	0
2	F	27	0	12	4	0

Continued on next page...

Continued from previous page...

Mol	Chain	Non-H	H(model)	H(added)	Clashes	Symm-Clashes
2	G	27	0	12	3	0
2	H	27	0	12	6	0
2	I	27	0	12	6	0
2	J	27	0	12	2	0
2	K	27	0	12	4	0
2	L	27	0	12	4	0
All	All	41579	0	42037	911	4

The all-atom clashscore is defined as the number of clashes found per 1000 atoms (including hydrogen atoms). The all-atom clashscore for this structure is 11.

All (911) close contacts within the same asymmetric unit are listed below, sorted by their clash magnitude.

Atom-1	Atom-2	Interatomic distance (Å)	Clash overlap (Å)
1:K:127:THR:HG23	1:K:438:ASP:HA	1.31	1.12
1:L:127:THR:HG23	1:L:438:ASP:HA	1.19	1.08
2:H:800:ADP:O3B	1:I:359:ARG:NH1	1.97	0.97
1:I:432:LEU:HD21	1:J:27:ILE:HD11	1.46	0.95
1:I:458:GLN:N	1:I:458:GLN:OE1	2.03	0.91
1:E:427:MET:HA	1:E:427:MET:HE2	1.56	0.88
2:B:800:ADP:O3B	1:C:359:ARG:NH1	2.07	0.87
1:F:427:MET:HE2	1:F:427:MET:HA	1.56	0.87
1:E:356:ALA:O	1:E:359:ARG:HB2	1.75	0.87
1:D:458:GLN:OE1	1:D:458:GLN:N	2.08	0.86
1:L:127:THR:HG23	1:L:438:ASP:CA	2.06	0.86
1:F:356:ALA:O	1:F:359:ARG:HB2	1.76	0.85
1:L:127:THR:CG2	1:L:438:ASP:HA	2.04	0.85
1:K:167:GLU:OE2	1:K:168:THR:N	2.09	0.85
1:C:427:MET:HA	1:C:427:MET:HE2	1.56	0.84
1:H:356:ALA:O	1:H:359:ARG:HB2	1.77	0.84
1:K:427:MET:HE2	1:K:430:ILE:HB	1.59	0.84
1:E:127:THR:HG23	1:E:438:ASP:HA	1.59	0.84
1:D:295:LYS:CD	1:H:193:ASP:OD1	2.25	0.84
1:J:427:MET:HA	1:J:427:MET:HE2	1.60	0.83
1:D:427:MET:HA	1:D:427:MET:HE2	1.59	0.83
1:C:356:ALA:O	1:C:359:ARG:HB2	1.79	0.82
1:L:427:MET:HE2	1:L:430:ILE:HB	1.58	0.82
1:L:356:ALA:O	1:L:359:ARG:HB2	1.78	0.82
1:I:427:MET:HE2	1:I:427:MET:HA	1.61	0.82
1:K:356:ALA:O	1:K:359:ARG:HB2	1.80	0.82
1:A:356:ALA:O	1:A:359:ARG:HB2	1.79	0.82

Continued on next page...

Continued from previous page...

Atom-1	Atom-2	Interatomic distance (Å)	Clash overlap (Å)
1:G:356:ALA:O	1:G:359:ARG:HB2	1.80	0.81
1:B:427:MET:HA	1:B:427:MET:HE2	1.61	0.81
1:D:356:ALA:O	1:D:359:ARG:HB2	1.79	0.81
1:I:356:ALA:O	1:I:359:ARG:HB2	1.81	0.81
1:G:427:MET:HA	1:G:427:MET:HE2	1.61	0.81
1:H:427:MET:HA	1:H:427:MET:HE2	1.63	0.81
1:A:437:ILE:HG23	1:A:441:VAL:HB	1.63	0.80
1:G:359:ARG:NH1	2:L:800:ADP:O3B	2.14	0.80
1:I:432:LEU:CD2	1:J:27:ILE:HD11	2.12	0.80
1:J:356:ALA:O	1:J:359:ARG:HB2	1.80	0.80
1:A:427:MET:HE2	1:A:430:ILE:HB	1.64	0.79
1:B:356:ALA:O	1:B:359:ARG:HB2	1.82	0.79
1:H:427:MET:HE2	1:H:430:ILE:HB	1.65	0.79
1:J:427:MET:HE2	1:J:430:ILE:HB	1.64	0.79
1:C:127:THR:HG23	1:C:438:ASP:HA	1.65	0.79
1:A:427:MET:HE2	1:A:427:MET:HA	1.65	0.78
1:D:275:MET:HB3	1:E:322:ARG:HH12	1.47	0.78
1:G:427:MET:HE2	1:G:430:ILE:HB	1.64	0.78
1:B:427:MET:HE2	1:B:430:ILE:HB	1.65	0.77
1:C:427:MET:HE2	1:C:430:ILE:HB	1.66	0.77
1:D:209:CYS:HB2	1:D:212:GLN:CG	2.14	0.77
1:I:427:MET:HE2	1:I:430:ILE:HB	1.66	0.76
1:F:427:MET:HE2	1:F:430:ILE:HB	1.66	0.76
1:D:133:VAL:HG11	1:D:439:ALA:HB1	1.68	0.76
1:D:427:MET:HE2	1:D:430:ILE:HB	1.66	0.76
1:I:209:CYS:HB2	1:I:212:GLN:CG	2.16	0.75
1:A:427:MET:CE	1:A:427:MET:HA	2.17	0.75
1:K:113:ARG:NH2	1:K:115:HIS:NE2	2.34	0.75
1:L:209:CYS:HB2	1:L:212:GLN:CG	2.16	0.75
1:A:209:CYS:HB2	1:A:212:GLN:CG	2.16	0.75
1:E:427:MET:HA	1:E:427:MET:CE	2.17	0.74
1:E:427:MET:HE2	1:E:430:ILE:HB	1.68	0.74
1:H:209:CYS:HB2	1:H:212:GLN:CG	2.16	0.74
1:B:120:ASP:HB2	1:I:190:LYS:NZ	2.02	0.74
1:K:427:MET:HA	1:K:427:MET:CE	2.18	0.74
1:E:209:CYS:HB2	1:E:212:GLN:CG	2.17	0.74
1:J:427:MET:CE	1:J:427:MET:HA	2.18	0.74
1:J:209:CYS:HB2	1:J:212:GLN:CG	2.17	0.74
1:I:427:MET:HA	1:I:427:MET:CE	2.18	0.74
1:K:209:CYS:HB2	1:K:212:GLN:CG	2.16	0.74
1:L:427:MET:CE	1:L:427:MET:HA	2.18	0.73

Continued on next page...

Continued from previous page...

Atom-1	Atom-2	Interatomic distance (Å)	Clash overlap (Å)
1:H:427:MET:CE	1:H:427:MET:HA	2.18	0.73
1:B:209:CYS:HB2	1:B:212:GLN:CG	2.18	0.73
1:D:427:MET:HA	1:D:427:MET:CE	2.18	0.73
1:K:113:ARG:NH2	1:K:115:HIS:CE1	2.56	0.73
1:F:209:CYS:HB2	1:F:212:GLN:CG	2.18	0.73
1:G:427:MET:HA	1:G:427:MET:CE	2.18	0.73
1:C:427:MET:HA	1:C:427:MET:CE	2.18	0.72
1:G:209:CYS:HB2	1:G:212:GLN:CG	2.19	0.72
1:F:427:MET:HA	1:F:427:MET:CE	2.18	0.72
1:G:127:THR:HG23	1:G:438:ASP:HA	1.71	0.72
1:B:427:MET:HA	1:B:427:MET:CE	2.18	0.72
1:C:209:CYS:HB2	1:C:212:GLN:CG	2.18	0.72
1:I:127:THR:HG23	1:I:438:ASP:HA	1.72	0.70
1:A:458:GLN:N	1:A:458:GLN:OE1	2.25	0.70
1:B:127:THR:HG23	1:B:438:ASP:HA	1.71	0.70
1:L:427:MET:HE2	1:L:427:MET:HA	1.72	0.70
1:B:206:ILE:HG21	1:B:213:LEU:HD21	1.73	0.70
1:J:206:ILE:HD11	1:J:253:LEU:HD22	1.74	0.69
1:F:206:ILE:HD11	1:F:253:LEU:HD22	1.75	0.68
1:I:206:ILE:HG21	1:I:213:LEU:HD21	1.75	0.68
1:F:206:ILE:HG21	1:F:213:LEU:HD21	1.76	0.68
2:I:800:ADP:O1B	1:J:359:ARG:NH1	2.24	0.68
1:E:206:ILE:HG21	1:E:213:LEU:HD21	1.76	0.68
1:B:438:ASP:OD1	1:B:438:ASP:N	2.27	0.68
1:K:427:MET:HA	1:K:427:MET:HE2	1.75	0.67
1:H:206:ILE:HG21	1:H:213:LEU:HD21	1.76	0.67
1:K:133:VAL:HG13	1:K:443:ASN:HB2	1.76	0.67
1:E:438:ASP:N	1:E:438:ASP:OD1	2.27	0.67
1:A:206:ILE:HD11	1:A:253:LEU:HD22	1.77	0.67
1:F:438:ASP:OD1	1:F:438:ASP:N	2.28	0.67
1:A:359:ARG:NH1	2:F:800:ADP:O3B	2.28	0.67
1:J:438:ASP:N	1:J:438:ASP:OD1	2.28	0.67
1:A:438:ASP:OD1	1:A:438:ASP:N	2.28	0.67
1:G:206:ILE:HG21	1:G:213:LEU:HD21	1.77	0.67
1:D:206:ILE:HG21	1:D:213:LEU:HD21	1.76	0.67
1:A:206:ILE:HG21	1:A:213:LEU:HD21	1.76	0.66
1:K:206:ILE:HG21	1:K:213:LEU:HD21	1.75	0.66
1:L:127:THR:O	1:L:439:ALA:N	2.21	0.66
1:D:295:LYS:HD3	1:H:193:ASP:OD1	1.95	0.66
1:G:438:ASP:N	1:G:438:ASP:OD1	2.27	0.66
1:E:208:GLY:HA2	1:E:376:GLY:HA2	1.78	0.66

Continued on next page...

Continued from previous page...

Atom-1	Atom-2	Interatomic distance (Å)	Clash overlap (Å)
1:H:458:GLN:N	1:H:458:GLN:OE1	2.28	0.66
1:F:426:LYS:O	1:F:430:ILE:HG13	1.96	0.66
1:L:206:ILE:HG21	1:L:213:LEU:HD21	1.76	0.66
1:E:426:LYS:O	1:E:430:ILE:HG13	1.96	0.66
1:L:426:LYS:O	1:L:430:ILE:HG13	1.96	0.66
1:K:426:LYS:O	1:K:430:ILE:HG13	1.96	0.66
1:I:426:LYS:O	1:I:430:ILE:HG13	1.96	0.66
1:I:438:ASP:OD1	1:I:438:ASP:N	2.27	0.66
1:D:206:ILE:HD11	1:D:253:LEU:HD22	1.78	0.66
1:L:438:ASP:N	1:L:438:ASP:OD1	2.28	0.65
1:G:426:LYS:O	1:G:430:ILE:HG13	1.96	0.65
1:A:426:LYS:O	1:A:430:ILE:HG13	1.96	0.65
1:D:275:MET:HB3	1:E:322:ARG:NH1	2.10	0.65
1:I:206:ILE:HD11	1:I:253:LEU:HD22	1.78	0.65
1:C:206:ILE:HD11	1:C:253:LEU:HD22	1.77	0.65
1:C:206:ILE:HG21	1:C:213:LEU:HD21	1.77	0.65
1:D:438:ASP:OD1	1:D:438:ASP:N	2.28	0.65
1:D:426:LYS:O	1:D:430:ILE:HG13	1.96	0.65
1:C:426:LYS:O	1:C:430:ILE:HG13	1.96	0.65
1:J:206:ILE:HG21	1:J:213:LEU:HD21	1.76	0.65
1:H:206:ILE:HD11	1:H:253:LEU:HD22	1.78	0.65
1:J:426:LYS:O	1:J:430:ILE:HG13	1.96	0.65
1:H:426:LYS:O	1:H:430:ILE:HG13	1.96	0.65
1:G:206:ILE:HD11	1:G:253:LEU:HD22	1.78	0.65
2:C:800:ADP:O1B	1:D:359:ARG:NH1	2.29	0.65
1:K:438:ASP:N	1:K:438:ASP:OD1	2.28	0.65
1:C:438:ASP:OD1	1:C:438:ASP:N	2.28	0.64
1:H:438:ASP:N	1:H:438:ASP:OD1	2.28	0.64
1:B:206:ILE:HD11	1:B:253:LEU:HD22	1.79	0.64
1:K:28:VAL:HG13	1:K:98:ASP:O	1.97	0.64
1:D:133:VAL:HG21	1:D:439:ALA:HB3	1.80	0.64
1:E:206:ILE:HD11	1:E:253:LEU:HD22	1.78	0.64
1:K:206:ILE:HD11	1:K:253:LEU:HD22	1.78	0.64
1:D:217:LYS:O	1:D:221:GLU:N	2.30	0.64
1:L:206:ILE:HD11	1:L:253:LEU:HD22	1.80	0.64
1:A:427:MET:CE	1:A:430:ILE:HD12	2.28	0.64
1:E:275:MET:HB3	1:F:322:ARG:NH1	2.12	0.64
1:D:295:LYS:HD2	1:H:193:ASP:OD1	1.97	0.64
1:B:426:LYS:O	1:B:430:ILE:HG13	1.97	0.63
1:F:127:THR:HG23	1:F:438:ASP:HA	1.80	0.63
1:J:374:ALA:HA	1:J:377:ARG:CZ	2.29	0.63

Continued on next page...

Continued from previous page...

Atom-1	Atom-2	Interatomic distance (Å)	Clash overlap (Å)
1:A:427:MET:HE3	1:A:430:ILE:HD12	1.81	0.63
1:K:27:ILE:O	1:K:82:ILE:HG22	1.99	0.63
1:G:437:ILE:HG23	1:G:441:VAL:HB	1.81	0.63
1:C:432:LEU:CD2	1:D:27:ILE:HD11	2.28	0.63
1:G:252:THR:HB	2:G:800:ADP:O2A	1.98	0.62
1:K:458:GLN:OE1	1:K:458:GLN:N	2.33	0.62
1:A:252:THR:HB	2:A:800:ADP:O2A	2.00	0.62
1:L:427:MET:CE	1:L:430:ILE:HD12	2.30	0.62
1:B:120:ASP:HB2	1:I:190:LYS:HZ1	1.64	0.62
1:F:437:ILE:HG23	1:F:441:VAL:HB	1.82	0.62
1:E:217:LYS:O	1:E:221:GLU:N	2.32	0.62
1:E:27:ILE:O	1:E:82:ILE:HG22	2.00	0.62
1:C:217:LYS:O	1:C:221:GLU:N	2.33	0.62
1:L:27:ILE:O	1:L:82:ILE:HG22	1.99	0.62
1:L:63:LYS:O	1:L:65:ARG:HG2	2.00	0.62
1:I:437:ILE:HG23	1:I:441:VAL:HB	1.82	0.62
1:I:27:ILE:O	1:I:82:ILE:HG22	1.99	0.62
1:D:437:ILE:HG23	1:D:441:VAL:HB	1.82	0.61
1:J:437:ILE:HG23	1:J:441:VAL:HB	1.82	0.61
1:G:27:ILE:O	1:G:82:ILE:HG22	2.00	0.61
1:B:27:ILE:O	1:B:82:ILE:HG22	2.00	0.61
1:F:27:ILE:O	1:F:82:ILE:HG22	1.99	0.61
1:H:252:THR:HB	2:H:800:ADP:O2A	2.00	0.61
1:D:27:ILE:O	1:D:82:ILE:HG22	2.00	0.61
1:K:427:MET:CE	1:K:430:ILE:HD12	2.30	0.61
2:A:800:ADP:O3B	1:B:359:ARG:NH1	2.33	0.61
1:H:27:ILE:O	1:H:82:ILE:HG22	1.99	0.61
1:K:437:ILE:HG23	1:K:441:VAL:HB	1.82	0.61
1:E:437:ILE:HG23	1:E:441:VAL:HB	1.81	0.61
1:E:276:SER:HB3	1:F:326:SER:HB3	1.83	0.61
1:K:63:LYS:O	1:K:65:ARG:HG2	2.01	0.61
1:A:27:ILE:O	1:A:82:ILE:HG22	2.00	0.61
1:J:27:ILE:O	1:J:82:ILE:HG22	2.00	0.61
1:C:27:ILE:O	1:C:82:ILE:HG22	2.00	0.60
1:E:432:LEU:O	1:F:25:ARG:NH1	2.32	0.60
1:F:63:LYS:O	1:F:65:ARG:HG2	2.01	0.60
1:E:28:VAL:HG13	1:E:98:ASP:O	2.01	0.60
1:L:28:VAL:HG13	1:L:98:ASP:O	2.02	0.60
1:F:217:LYS:O	1:F:221:GLU:N	2.34	0.60
1:I:427:MET:CE	1:I:430:ILE:HD12	2.31	0.60
1:C:437:ILE:HG23	1:C:441:VAL:HB	1.83	0.60

Continued on next page...

Continued from previous page...

Atom-1	Atom-2	Interatomic distance (Å)	Clash overlap (Å)
1:C:427:MET:CE	1:C:430:ILE:HD12	2.32	0.60
1:J:427:MET:CE	1:J:430:ILE:HD12	2.32	0.60
1:E:427:MET:CE	1:E:430:ILE:HD12	2.32	0.60
1:E:275:MET:HB3	1:F:322:ARG:HH12	1.66	0.60
1:G:217:LYS:O	1:G:221:GLU:N	2.33	0.60
1:J:217:LYS:O	1:J:221:GLU:N	2.34	0.60
1:B:307:ASP:OD1	1:B:307:ASP:N	2.35	0.60
1:I:432:LEU:HA	1:J:99:VAL:HG11	1.84	0.59
1:H:28:VAL:HG13	1:H:98:ASP:O	2.01	0.59
1:J:28:VAL:HG13	1:J:98:ASP:O	2.02	0.59
1:B:427:MET:CE	1:B:430:ILE:HD12	2.32	0.59
1:B:120:ASP:CB	1:I:190:LYS:NZ	2.65	0.59
1:H:437:ILE:HG23	1:H:441:VAL:HB	1.83	0.59
1:D:427:MET:CE	1:D:430:ILE:HD12	2.33	0.59
1:H:427:MET:CE	1:H:430:ILE:HD12	2.31	0.59
1:D:63:LYS:O	1:D:65:ARG:HG2	2.03	0.59
1:B:28:VAL:HG13	1:B:98:ASP:O	2.03	0.59
1:B:437:ILE:HG23	1:B:441:VAL:HB	1.82	0.59
1:L:437:ILE:HG23	1:L:441:VAL:HB	1.85	0.59
1:G:427:MET:CE	1:G:430:ILE:HD12	2.32	0.59
1:C:63:LYS:O	1:C:65:ARG:HG2	2.01	0.59
1:E:252:THR:HB	2:E:800:ADP:O1A	2.02	0.59
1:I:251:LYS:N	2:I:800:ADP:O2A	2.36	0.58
1:F:427:MET:CE	1:F:430:ILE:HD12	2.33	0.58
1:B:217:LYS:O	1:B:221:GLU:N	2.36	0.58
1:D:295:LYS:HB3	1:H:193:ASP:OD1	2.03	0.58
1:L:147:ARG:HG2	1:L:148:LYS:N	2.17	0.58
1:D:147:ARG:HG2	1:D:148:LYS:N	2.17	0.58
1:E:131:PHE:HB2	1:E:184:CYS:SG	2.44	0.58
1:D:457:SER:HB2	1:D:458:GLN:OE1	2.03	0.58
1:K:427:MET:HE3	1:K:430:ILE:HD12	1.86	0.58
1:J:252:THR:HB	2:J:800:ADP:O1A	2.03	0.58
1:C:432:LEU:HD21	1:D:27:ILE:HD11	1.86	0.58
1:A:63:LYS:O	1:A:65:ARG:HG2	2.04	0.58
1:I:63:LYS:O	1:I:65:ARG:HG2	2.02	0.58
1:I:159:ARG:NH2	1:J:231:LYS:O	2.37	0.58
1:A:217:LYS:O	1:A:221:GLU:N	2.36	0.58
1:H:209:CYS:HB2	1:H:212:GLN:CD	2.24	0.58
1:E:427:MET:HE3	1:E:430:ILE:HD12	1.86	0.57
1:L:427:MET:HE3	1:L:430:ILE:HD12	1.85	0.57
1:D:28:VAL:HG13	1:D:98:ASP:O	2.04	0.57

Continued on next page...

Continued from previous page...

Atom-1	Atom-2	Interatomic distance (Å)	Clash overlap (Å)
1:H:217:LYS:O	1:H:221:GLU:N	2.36	0.57
1:K:209:CYS:HB2	1:K:212:GLN:CD	2.23	0.57
1:I:28:VAL:HG13	1:I:98:ASP:O	2.03	0.57
1:H:427:MET:HE3	1:H:430:ILE:HD12	1.87	0.57
1:I:217:LYS:O	1:I:221:GLU:N	2.37	0.57
1:A:28:VAL:HG23	1:A:96:LEU:HA	1.86	0.57
1:B:206:ILE:HG21	1:B:213:LEU:CD2	2.34	0.57
1:H:127:THR:HG23	1:H:438:ASP:HA	1.85	0.57
1:B:28:VAL:HG23	1:B:96:LEU:HA	1.86	0.57
1:E:307:ASP:N	1:E:307:ASP:OD1	2.38	0.57
1:L:126:ILE:HB	1:L:439:ALA:HB2	1.85	0.57
1:I:427:MET:HE3	1:I:430:ILE:HD12	1.86	0.57
1:B:131:PHE:HB2	1:B:184:CYS:SG	2.45	0.57
1:A:28:VAL:HG13	1:A:98:ASP:O	2.05	0.56
1:F:131:PHE:HB2	1:F:184:CYS:SG	2.45	0.56
1:F:28:VAL:HG13	1:F:98:ASP:O	2.05	0.56
1:H:206:ILE:HG21	1:H:213:LEU:CD2	2.36	0.56
1:L:206:ILE:HG21	1:L:213:LEU:CD2	2.36	0.56
1:C:28:VAL:HG13	1:C:98:ASP:O	2.05	0.56
1:D:427:MET:HE3	1:D:430:ILE:HD12	1.88	0.56
2:K:800:ADP:O1B	1:L:359:ARG:NH1	2.39	0.56
1:G:427:MET:HE3	1:G:430:ILE:HD12	1.88	0.56
1:F:307:ASP:N	1:F:307:ASP:OD1	2.38	0.56
1:K:206:ILE:HG21	1:K:213:LEU:CD2	2.36	0.56
1:C:427:MET:HE3	1:C:430:ILE:HD12	1.88	0.56
1:B:120:ASP:OD2	1:I:190:LYS:HE2	2.05	0.56
1:D:206:ILE:HG21	1:D:213:LEU:CD2	2.36	0.56
1:B:427:MET:HE3	1:B:430:ILE:HD12	1.88	0.56
1:H:63:LYS:O	1:H:65:ARG:HG2	2.06	0.56
1:E:206:ILE:HG21	1:E:213:LEU:CD2	2.35	0.56
1:L:217:LYS:O	1:L:221:GLU:N	2.38	0.56
1:F:206:ILE:HG21	1:F:213:LEU:CD2	2.35	0.55
1:I:133:VAL:HG13	1:I:443:ASN:HB2	1.87	0.55
1:B:244:TYR:HB2	1:B:368:ASP:HA	1.89	0.55
1:I:206:ILE:HG21	1:I:213:LEU:CD2	2.36	0.55
1:A:423:ILE:O	1:A:427:MET:HB2	2.07	0.55
1:J:203:TYR:CD2	1:J:261:GLU:HG2	2.42	0.55
1:B:120:ASP:HB2	1:I:190:LYS:HZ3	1.72	0.55
1:A:206:ILE:HG21	1:A:213:LEU:CD2	2.35	0.55
1:K:244:TYR:HB2	1:K:368:ASP:HA	1.89	0.55
1:H:131:PHE:HB2	1:H:184:CYS:SG	2.45	0.55

Continued on next page...

Continued from previous page...

Atom-1	Atom-2	Interatomic distance (Å)	Clash overlap (Å)
1:J:131:PHE:HB2	1:J:184:CYS:SG	2.47	0.55
1:K:217:LYS:O	1:K:221:GLU:N	2.39	0.55
1:K:147:ARG:O	1:K:148:LYS:C	2.44	0.55
1:L:158:MET:HA	1:L:387:ASN:O	2.07	0.55
1:G:307:ASP:OD1	1:G:307:ASP:N	2.40	0.55
1:J:427:MET:HE3	1:J:430:ILE:HD12	1.89	0.55
1:E:275:MET:CB	1:F:322:ARG:HH12	2.20	0.55
1:C:206:ILE:HG21	1:C:213:LEU:CD2	2.37	0.55
1:C:321:GLU:HG3	1:D:319:GLU:HG2	1.89	0.55
1:F:203:TYR:CD2	1:F:261:GLU:HG2	2.42	0.54
1:I:244:TYR:HB2	1:I:368:ASP:HA	1.88	0.54
1:I:432:LEU:CD2	1:J:27:ILE:CD1	2.84	0.54
1:D:275:MET:CB	1:E:322:ARG:HH12	2.18	0.54
1:A:203:TYR:CD2	1:A:261:GLU:HG2	2.42	0.54
1:B:63:LYS:O	1:B:65:ARG:HG2	2.07	0.54
1:G:63:LYS:O	1:G:65:ARG:HG2	2.06	0.54
1:I:208:GLY:HA2	1:I:376:GLY:HA2	1.89	0.54
1:H:248:GLY:N	2:H:800:ADP:O2B	2.41	0.54
1:A:209:CYS:HB2	1:A:212:GLN:CD	2.27	0.54
1:G:206:ILE:HG21	1:G:213:LEU:CD2	2.36	0.54
1:A:131:PHE:HB2	1:A:184:CYS:SG	2.47	0.54
1:J:423:ILE:O	1:J:427:MET:HB2	2.07	0.54
1:J:206:ILE:HG21	1:J:213:LEU:CD2	2.37	0.54
1:D:28:VAL:HG23	1:D:96:LEU:HA	1.90	0.54
1:J:63:LYS:O	1:J:65:ARG:HG2	2.07	0.54
1:K:113:ARG:HH21	1:K:115:HIS:CE1	2.26	0.54
1:F:208:GLY:HA2	1:F:376:GLY:HA2	1.89	0.54
1:F:147:ARG:HG2	1:F:148:LYS:N	2.22	0.54
1:C:273:GLU:HA	1:D:330:THR:OG1	2.07	0.54
1:G:28:VAL:HG13	1:G:98:ASP:O	2.07	0.54
1:J:354:ASP:OD1	1:J:355:PRO:HD2	2.07	0.54
1:F:427:MET:HE3	1:F:430:ILE:HD12	1.90	0.54
1:D:173:TYR:HD1	1:D:173:TYR:O	1.91	0.53
1:H:423:ILE:HG21	1:I:229:LEU:HD21	1.90	0.53
1:L:147:ARG:HG3	1:L:173:TYR:HB3	1.90	0.53
1:E:332:MET:HB3	1:E:362:ARG:HG2	1.91	0.53
1:J:307:ASP:N	1:J:307:ASP:OD1	2.41	0.53
1:L:423:ILE:O	1:L:427:MET:HB2	2.09	0.53
1:B:120:ASP:OD2	1:I:190:LYS:CE	2.57	0.53
1:K:147:ARG:HG2	1:K:148:LYS:N	2.22	0.53
1:A:321:GLU:HG3	1:B:319:GLU:HG2	1.90	0.53

Continued on next page...

Continued from previous page...

Atom-1	Atom-2	Interatomic distance (Å)	Clash overlap (Å)
1:D:209:CYS:HB2	1:D:212:GLN:CD	2.29	0.53
1:H:28:VAL:HG23	1:H:96:LEU:HA	1.91	0.53
1:E:244:TYR:HB2	1:E:368:ASP:HA	1.91	0.53
1:G:244:TYR:HB2	1:G:368:ASP:HA	1.91	0.53
1:I:209:CYS:HB2	1:I:212:GLN:CD	2.28	0.53
1:I:158:MET:HB2	1:J:233:ILE:HG22	1.90	0.53
1:D:147:ARG:HG3	1:D:173:TYR:HB3	1.90	0.53
1:K:208:GLY:HA2	1:K:376:GLY:HA2	1.91	0.53
1:H:244:TYR:HB2	1:H:368:ASP:HA	1.91	0.53
1:D:276:SER:HA	1:E:326:SER:HB2	1.91	0.53
1:I:307:ASP:OD1	1:I:307:ASP:N	2.42	0.53
1:D:307:ASP:N	1:D:307:ASP:OD1	2.39	0.53
1:D:423:ILE:O	1:D:427:MET:HB2	2.08	0.53
1:D:203:TYR:CD2	1:D:261:GLU:HG2	2.44	0.53
1:A:307:ASP:N	1:A:307:ASP:OD1	2.42	0.53
1:L:209:CYS:HB2	1:L:212:GLN:CD	2.28	0.52
1:C:244:TYR:HB2	1:C:368:ASP:HA	1.91	0.52
1:K:423:ILE:O	1:K:427:MET:HB2	2.08	0.52
1:F:209:CYS:HB2	1:F:212:GLN:CD	2.30	0.52
1:F:423:ILE:O	1:F:427:MET:HB2	2.10	0.52
1:B:147:ARG:HG2	1:B:148:LYS:N	2.25	0.52
1:H:307:ASP:OD1	1:H:307:ASP:N	2.43	0.52
1:L:307:ASP:N	1:L:307:ASP:OD1	2.42	0.52
2:G:800:ADP:O3B	1:H:359:ARG:NH1	2.42	0.52
1:C:332:MET:HB3	1:C:362:ARG:HG2	1.91	0.52
1:G:25:ARG:NH1	1:L:434:ASP:OD2	2.42	0.52
1:B:423:ILE:O	1:B:427:MET:HB2	2.10	0.52
1:I:131:PHE:HB2	1:I:184:CYS:SG	2.50	0.52
1:F:252:THR:HB	2:F:800:ADP:O2A	2.10	0.52
1:I:86:ARG:NH2	1:I:200:GLU:O	2.38	0.52
1:I:147:ARG:HG2	1:I:148:LYS:N	2.25	0.52
1:L:169:ASP:HB3	1:L:170:PRO:HD3	1.92	0.52
1:I:28:VAL:HG23	1:I:96:LEU:HA	1.92	0.52
1:F:203:TYR:CE2	1:F:261:GLU:HG2	2.45	0.52
1:C:147:ARG:HG2	1:C:148:LYS:N	2.25	0.52
1:C:423:ILE:O	1:C:427:MET:HB2	2.10	0.51
1:K:250:GLY:N	2:K:800:ADP:O2A	2.34	0.51
1:I:423:ILE:O	1:I:427:MET:HB2	2.09	0.51
1:J:332:MET:HB3	1:J:362:ARG:HG2	1.92	0.51
1:J:244:TYR:HB2	1:J:368:ASP:HA	1.92	0.51
1:E:30:GLU:HG2	1:E:96:LEU:HD21	1.93	0.51

Continued on next page...

Continued from previous page...

Atom-1	Atom-2	Interatomic distance (Å)	Clash overlap (Å)
1:K:28:VAL:HG23	1:K:96:LEU:HA	1.92	0.51
1:F:332:MET:HB3	1:F:362:ARG:HG2	1.92	0.51
1:J:373:ASP:OD1	1:J:373:ASP:N	2.40	0.51
1:E:208:GLY:HA2	1:E:376:GLY:CA	2.41	0.51
1:F:244:TYR:HB2	1:F:368:ASP:HA	1.92	0.51
1:C:203:TYR:CD2	1:C:261:GLU:HG2	2.46	0.51
1:D:244:TYR:HB2	1:D:368:ASP:HA	1.92	0.51
1:L:244:TYR:HB2	1:L:368:ASP:HA	1.92	0.51
1:L:209:CYS:HB2	1:L:212:GLN:HG2	1.92	0.51
1:A:147:ARG:HG2	1:A:148:LYS:N	2.26	0.51
1:B:203:TYR:CD2	1:B:261:GLU:HG2	2.45	0.51
1:C:355:PRO:O	1:C:358:ARG:HG2	2.10	0.51
1:J:28:VAL:HG23	1:J:96:LEU:HA	1.93	0.51
1:C:28:VAL:HG23	1:C:96:LEU:HA	1.93	0.51
1:A:147:ARG:HG3	1:A:173:TYR:HB3	1.92	0.51
1:G:30:GLU:HG2	1:G:96:LEU:HD21	1.93	0.50
1:H:203:TYR:CD2	1:H:261:GLU:HG2	2.46	0.50
1:K:332:MET:HB3	1:K:362:ARG:HG2	1.93	0.50
1:A:244:TYR:HB2	1:A:368:ASP:HA	1.93	0.50
1:I:26:LEU:HD21	1:I:45:LYS:HE2	1.93	0.50
1:G:147:ARG:HG2	1:G:148:LYS:N	2.25	0.50
1:H:147:ARG:HG2	1:H:148:LYS:N	2.25	0.50
1:L:26:LEU:HD21	1:L:45:LYS:HE2	1.94	0.50
1:J:30:GLU:HG2	1:J:96:LEU:HD21	1.93	0.50
1:K:408:GLY:C	2:K:800:ADP:C8	2.85	0.50
1:A:209:CYS:HB2	1:A:212:GLN:HG2	1.94	0.50
1:H:209:CYS:HB2	1:H:212:GLN:HG2	1.92	0.50
1:C:131:PHE:HB2	1:C:184:CYS:SG	2.52	0.50
1:I:30:GLU:HG2	1:I:96:LEU:HD21	1.93	0.50
1:G:28:VAL:HG23	1:G:96:LEU:HA	1.94	0.50
1:B:147:ARG:HG3	1:B:173:TYR:HB3	1.93	0.50
1:E:158:MET:HA	1:E:387:ASN:O	2.11	0.50
1:J:209:CYS:HB2	1:J:212:GLN:HG2	1.92	0.50
1:H:30:GLU:HG2	1:H:96:LEU:HD21	1.93	0.50
1:L:203:TYR:CD2	1:L:261:GLU:HG2	2.45	0.50
1:F:427:MET:CE	1:F:430:ILE:HB	2.39	0.50
1:J:206:ILE:CD1	1:J:253:LEU:HD22	2.42	0.50
1:D:105:CYS:O	1:D:108:VAL:HG23	2.12	0.50
1:E:203:TYR:CD2	1:E:261:GLU:HG2	2.47	0.50
1:F:30:GLU:HG2	1:F:96:LEU:HD21	1.93	0.50
1:K:147:ARG:HG3	1:K:173:TYR:HB3	1.93	0.50

Continued on next page...

Continued from previous page...

Atom-1	Atom-2	Interatomic distance (Å)	Clash overlap (Å)
1:J:26:LEU:HD21	1:J:45:LYS:HE2	1.94	0.50
1:H:209:CYS:HB2	1:H:212:GLN:NE2	2.27	0.50
1:L:332:MET:HB3	1:L:362:ARG:HG2	1.94	0.50
1:B:354:ASP:OD1	1:B:355:PRO:HD2	2.12	0.50
1:H:423:ILE:O	1:H:427:MET:HB2	2.12	0.49
1:I:203:TYR:CD2	1:I:261:GLU:HG2	2.47	0.49
1:J:147:ARG:HG2	1:J:148:LYS:N	2.27	0.49
1:D:30:GLU:HG2	1:D:96:LEU:HD21	1.93	0.49
1:C:30:GLU:HG2	1:C:96:LEU:HD21	1.94	0.49
1:A:203:TYR:CE2	1:A:261:GLU:HG2	2.46	0.49
1:H:332:MET:HB3	1:H:362:ARG:HG2	1.93	0.49
1:E:147:ARG:HG2	1:E:148:LYS:N	2.27	0.49
1:B:209:CYS:HB2	1:B:212:GLN:CD	2.32	0.49
1:B:212:GLN:CD	1:B:212:GLN:H	2.15	0.49
1:F:209:CYS:HB2	1:F:212:GLN:HG2	1.94	0.49
1:F:28:VAL:HG23	1:F:96:LEU:HA	1.93	0.49
1:I:126:ILE:HG23	1:J:232:ALA:O	2.12	0.49
1:A:332:MET:HB3	1:A:362:ARG:HG2	1.93	0.49
1:B:120:ASP:CB	1:I:190:LYS:HZ3	2.25	0.49
1:K:126:ILE:HB	1:K:439:ALA:HB2	1.94	0.49
1:E:423:ILE:O	1:E:427:MET:HB2	2.11	0.49
1:K:113:ARG:HB2	1:K:169:ASP:HB2	1.95	0.49
1:E:209:CYS:HB2	1:E:212:GLN:CD	2.33	0.49
1:G:332:MET:HB3	1:G:362:ARG:HG2	1.94	0.49
1:K:423:ILE:HG21	1:L:229:LEU:HD21	1.93	0.49
1:I:332:MET:HB3	1:I:362:ARG:HG2	1.94	0.49
1:C:427:MET:CE	1:C:430:ILE:HB	2.40	0.49
1:F:251:LYS:N	2:F:800:ADP:O1A	2.46	0.49
1:A:437:ILE:HG23	1:A:441:VAL:CB	2.40	0.49
1:F:26:LEU:HD21	1:F:45:LYS:HE2	1.95	0.49
1:K:408:GLY:HA3	2:K:800:ADP:N7	2.28	0.49
1:D:209:CYS:HB2	1:D:212:GLN:HG2	1.92	0.49
1:E:212:GLN:H	1:E:212:GLN:CD	2.16	0.49
1:B:332:MET:HB3	1:B:362:ARG:HG2	1.93	0.49
1:D:332:MET:HB3	1:D:362:ARG:HG2	1.94	0.49
1:C:307:ASP:N	1:C:307:ASP:OD1	2.46	0.49
1:D:133:VAL:HG11	1:D:439:ALA:CB	2.38	0.49
1:B:209:CYS:HB2	1:B:212:GLN:HG2	1.94	0.49
1:C:209:CYS:HB2	1:C:212:GLN:CD	2.32	0.49
1:K:30:GLU:HG2	1:K:96:LEU:HD21	1.93	0.49
1:E:28:VAL:HG23	1:E:96:LEU:HA	1.94	0.49

Continued on next page...

Continued from previous page...

Atom-1	Atom-2	Interatomic distance (Å)	Clash overlap (Å)
1:E:408:GLY:HA3	2:E:800:ADP:N7	2.28	0.49
1:G:203:TYR:CD2	1:G:261:GLU:HG2	2.48	0.49
1:B:248:GLY:HA2	2:B:800:ADP:O3A	2.13	0.48
1:K:173:TYR:HD1	1:K:173:TYR:O	1.96	0.48
1:D:276:SER:HB3	1:E:326:SER:HB3	1.94	0.48
1:B:26:LEU:HD21	1:B:45:LYS:HE2	1.95	0.48
1:J:355:PRO:O	1:J:358:ARG:HG2	2.13	0.48
1:H:26:LEU:HD21	1:H:45:LYS:HE2	1.95	0.48
1:C:453:ARG:HA	1:C:456:LEU:HD12	1.95	0.48
1:G:209:CYS:HB2	1:G:212:GLN:CD	2.32	0.48
1:I:82:ILE:HG21	1:I:100:ILE:HD11	1.94	0.48
1:F:84:MET:HG3	1:F:89:ARG:HG3	1.95	0.48
1:C:84:MET:HG3	1:C:89:ARG:HG3	1.95	0.48
1:L:28:VAL:HG23	1:L:96:LEU:HA	1.94	0.48
1:G:147:ARG:HG3	1:G:173:TYR:HB3	1.95	0.48
1:I:212:GLN:CD	1:I:212:GLN:H	2.16	0.48
1:E:84:MET:HG3	1:E:89:ARG:HG3	1.95	0.48
1:A:133:VAL:HG11	1:A:439:ALA:HB1	1.95	0.48
1:C:26:LEU:HD21	1:C:45:LYS:HE2	1.96	0.48
1:G:423:ILE:O	1:G:427:MET:HB2	2.14	0.48
1:K:203:TYR:CD2	1:K:261:GLU:HG2	2.48	0.48
1:J:209:CYS:HB2	1:J:212:GLN:CD	2.33	0.48
1:C:133:VAL:HG13	1:C:443:ASN:HB2	1.96	0.48
1:J:427:MET:CE	1:J:430:ILE:HB	2.41	0.48
1:G:427:MET:CE	1:G:430:ILE:HB	2.41	0.48
1:I:209:CYS:HB2	1:I:212:GLN:HG2	1.91	0.48
1:J:374:ALA:HB2	1:J:377:ARG:NH2	2.29	0.48
1:D:439:ALA:O	1:D:442:MET:HB2	2.14	0.48
1:A:330:THR:OG1	1:F:273:GLU:HA	2.14	0.48
1:L:30:GLU:HG2	1:L:96:LEU:HD21	1.95	0.48
1:J:203:TYR:CE2	1:J:261:GLU:HG2	2.49	0.48
1:J:36:ASN:HA	1:J:85:ASN:HD21	1.79	0.48
1:A:270:ASN:HB3	1:A:273:GLU:HG2	1.96	0.48
1:L:206:ILE:HG22	1:L:207:GLY:N	2.29	0.47
1:I:84:MET:HG3	1:I:89:ARG:HG3	1.95	0.47
1:L:458:GLN:N	1:L:458:GLN:OE1	2.47	0.47
1:E:193:ASP:OD2	1:G:194:GLU:OE2	2.32	0.47
1:C:316:THR:O	1:C:316:THR:HG23	2.14	0.47
1:E:408:GLY:C	2:E:800:ADP:C8	2.88	0.47
1:C:146:ILE:HD11	1:C:168:THR:HG21	1.96	0.47
1:H:133:VAL:HG13	1:H:443:ASN:HB2	1.96	0.47

Continued on next page...

Continued from previous page...

Atom-1	Atom-2	Interatomic distance (Å)	Clash overlap (Å)
1:K:355:PRO:O	1:K:358:ARG:HG2	2.14	0.47
1:K:113:ARG:CZ	1:K:115:HIS:NE2	2.77	0.47
1:F:206:ILE:CD1	1:F:253:LEU:HD22	2.44	0.47
1:D:84:MET:HG3	1:D:89:ARG:HG3	1.96	0.47
1:G:453:ARG:HA	1:G:456:LEU:HD12	1.97	0.47
1:A:453:ARG:HA	1:A:456:LEU:HD12	1.97	0.47
1:D:146:ILE:HD11	1:D:168:THR:HG21	1.96	0.47
1:C:270:ASN:HB3	1:C:273:GLU:HG2	1.97	0.47
1:C:439:ALA:O	1:C:442:MET:HB2	2.14	0.47
1:A:39:VAL:HG13	1:A:69:CYS:SG	2.55	0.47
1:H:250:GLY:N	2:H:800:ADP:O1A	2.47	0.47
1:K:209:CYS:HB2	1:K:212:GLN:NE2	2.29	0.47
1:G:84:MET:HG3	1:G:89:ARG:HG3	1.95	0.47
1:A:146:ILE:HD11	1:A:168:THR:HG21	1.96	0.47
1:D:427:MET:CE	1:D:430:ILE:HB	2.42	0.47
1:I:209:CYS:HB2	1:I:212:GLN:NE2	2.29	0.47
1:A:212:GLN:H	1:A:212:GLN:CD	2.18	0.47
1:A:206:ILE:HG22	1:A:207:GLY:N	2.29	0.47
1:G:26:LEU:HD21	1:G:45:LYS:HE2	1.96	0.47
1:A:26:LEU:HD21	1:A:45:LYS:HE2	1.96	0.47
1:F:453:ARG:HA	1:F:456:LEU:HD12	1.97	0.47
1:F:355:PRO:O	1:F:358:ARG:HG2	2.15	0.47
1:A:52:PHE:N	1:A:55:ASP:OD2	2.41	0.47
1:J:210:ARG:HG2	1:J:210:ARG:HH11	1.80	0.47
1:A:84:MET:HG3	1:A:89:ARG:HG3	1.97	0.47
1:K:27:ILE:O	1:K:82:ILE:CG2	2.63	0.47
1:B:146:ILE:HD11	1:B:168:THR:HG21	1.97	0.47
1:J:458:GLN:OE1	1:J:458:GLN:N	2.48	0.47
1:I:206:ILE:CD1	1:I:253:LEU:HD22	2.45	0.47
1:E:82:ILE:HG21	1:E:100:ILE:HD11	1.97	0.47
1:H:147:ARG:HG3	1:H:173:TYR:HB3	1.97	0.47
1:D:26:LEU:HD21	1:D:45:LYS:HE2	1.97	0.47
1:H:208:GLY:HA2	1:H:376:GLY:HA2	1.97	0.47
1:J:82:ILE:HG21	1:J:100:ILE:HD11	1.97	0.46
1:L:212:GLN:CD	1:L:212:GLN:H	2.19	0.46
1:C:212:GLN:CD	1:C:212:GLN:H	2.18	0.46
1:J:332:MET:HE2	1:J:362:ARG:HB3	1.97	0.46
1:B:355:PRO:O	1:B:358:ARG:HG2	2.15	0.46
1:G:358:ARG:HB3	1:G:366:GLU:OE2	2.14	0.46
1:E:316:THR:O	1:E:316:THR:HG23	2.14	0.46
1:C:458:GLN:OE1	1:C:458:GLN:N	2.48	0.46

Continued on next page...

Continued from previous page...

Atom-1	Atom-2	Interatomic distance (Å)	Clash overlap (Å)
1:E:26:LEU:HD21	1:E:45:LYS:HE2	1.97	0.46
1:F:358:ARG:HB3	1:F:366:GLU:OE2	2.15	0.46
1:E:355:PRO:O	1:E:358:ARG:HG2	2.16	0.46
1:H:82:ILE:HG21	1:H:100:ILE:HD11	1.97	0.46
1:H:84:MET:HG3	1:H:89:ARG:HG3	1.95	0.46
1:C:250:GLY:N	2:C:800:ADP:O1A	2.42	0.46
1:C:206:ILE:CD1	1:C:253:LEU:HD22	2.45	0.46
1:B:82:ILE:HG21	1:B:100:ILE:HD11	1.97	0.46
1:G:173:TYR:O	1:G:173:TYR:HD1	1.99	0.46
1:J:147:ARG:HG3	1:J:173:TYR:HB3	1.97	0.46
1:B:439:ALA:O	1:B:442:MET:HB2	2.16	0.46
1:I:252:THR:HB	2:I:800:ADP:O1A	2.16	0.46
1:E:209:CYS:HB2	1:E:212:GLN:HG2	1.93	0.46
1:C:209:CYS:HB2	1:C:212:GLN:HG2	1.94	0.46
1:C:82:ILE:HG21	1:C:100:ILE:HD11	1.97	0.46
1:L:173:TYR:O	1:L:173:TYR:HD1	1.99	0.46
1:F:208:GLY:HA2	1:F:376:GLY:CA	2.45	0.46
1:J:373:ASP:O	1:J:376:GLY:N	2.48	0.46
1:B:84:MET:HG3	1:B:89:ARG:HG3	1.97	0.46
1:A:355:PRO:O	1:A:358:ARG:HG2	2.16	0.46
1:D:131:PHE:HB2	1:D:184:CYS:SG	2.55	0.46
1:G:458:GLN:N	1:G:458:GLN:OE1	2.49	0.46
1:G:131:PHE:HB2	1:G:184:CYS:SG	2.55	0.46
1:D:203:TYR:CE2	1:D:261:GLU:HG2	2.51	0.46
1:A:332:MET:HE2	1:A:362:ARG:HB3	1.96	0.46
1:H:355:PRO:O	1:H:358:ARG:HG2	2.15	0.46
1:K:209:CYS:HB2	1:K:212:GLN:HG2	1.96	0.46
1:F:89:ARG:NH1	1:F:96:LEU:HD12	2.30	0.46
1:C:147:ARG:HG3	1:C:173:TYR:HB3	1.97	0.46
1:A:173:TYR:HD1	1:A:173:TYR:O	1.98	0.46
1:K:332:MET:HE2	1:K:362:ARG:HB3	1.96	0.46
1:B:453:ARG:HA	1:B:456:LEU:HD12	1.97	0.46
1:K:26:LEU:HD21	1:K:45:LYS:HE2	1.96	0.46
2:J:800:ADP:O1B	1:K:359:ARG:NH1	2.49	0.46
1:J:84:MET:HG3	1:J:89:ARG:HG3	1.97	0.46
1:L:209:CYS:HB2	1:L:212:GLN:NE2	2.31	0.46
1:F:146:ILE:HD11	1:F:168:THR:HG21	1.96	0.46
1:B:407:VAL:O	1:B:410:ASP:HB2	2.16	0.46
1:D:355:PRO:O	1:D:358:ARG:HG2	2.15	0.46
1:I:89:ARG:NH1	1:I:96:LEU:HD12	2.31	0.46
1:I:147:ARG:HG3	1:I:173:TYR:HB3	1.97	0.46

Continued on next page...

Continued from previous page...

Atom-1	Atom-2	Interatomic distance (Å)	Clash overlap (Å)
1:D:453:ARG:HA	1:D:456:LEU:HD12	1.98	0.46
1:D:107:ASP:N	1:D:107:ASP:OD1	2.46	0.46
1:F:248:GLY:HA2	2:F:800:ADP:O3A	2.15	0.45
1:L:82:ILE:HG21	1:L:100:ILE:HD11	1.98	0.45
1:L:84:MET:HG3	1:L:89:ARG:HG3	1.98	0.45
1:I:158:MET:HB2	1:J:233:ILE:CG2	2.46	0.45
1:G:146:ILE:HD11	1:G:168:THR:HG21	1.96	0.45
1:F:458:GLN:OE1	1:F:458:GLN:N	2.48	0.45
1:H:55:ASP:O	1:H:71:VAL:HG12	2.16	0.45
1:B:427:MET:CE	1:B:430:ILE:HB	2.41	0.45
1:E:332:MET:HE2	1:E:362:ARG:HB3	1.97	0.45
1:L:270:ASN:HB3	1:L:273:GLU:HG2	1.98	0.45
1:I:439:ALA:O	1:I:442:MET:HB2	2.16	0.45
1:A:208:GLY:HA2	1:A:376:GLY:CA	2.47	0.45
1:I:432:LEU:N	1:I:432:LEU:HD23	2.31	0.45
1:K:84:MET:HG3	1:K:89:ARG:HG3	1.97	0.45
1:E:453:ARG:HA	1:E:456:LEU:HD12	1.97	0.45
1:L:355:PRO:O	1:L:358:ARG:HG2	2.16	0.45
1:F:407:VAL:O	1:F:410:ASP:HB2	2.16	0.45
1:E:86:ARG:O	1:E:90:ASN:HB2	2.16	0.45
1:E:136:LYS:HB3	1:E:137:PRO:HD3	1.98	0.45
1:B:316:THR:HG23	1:B:316:THR:O	2.15	0.45
1:K:212:GLN:CD	1:K:212:GLN:H	2.19	0.45
1:E:206:ILE:HG22	1:E:207:GLY:N	2.32	0.45
1:C:332:MET:HE2	1:C:362:ARG:HB3	1.98	0.45
1:E:147:ARG:HG3	1:E:173:TYR:HB3	1.98	0.45
1:A:133:VAL:HG13	1:A:443:ASN:HB2	1.98	0.45
1:C:55:ASP:O	1:C:71:VAL:HG12	2.16	0.45
1:K:133:VAL:HG13	1:K:443:ASN:CB	2.42	0.45
1:E:86:ARG:HD3	1:E:204:ASP:OD2	2.17	0.45
1:F:328:LEU:HD23	1:F:357:LEU:HD21	1.99	0.45
1:B:270:ASN:HB3	1:B:273:GLU:HG2	1.98	0.45
1:E:407:VAL:O	1:E:410:ASP:HB2	2.16	0.45
1:K:328:LEU:HD23	1:K:357:LEU:HD21	1.99	0.45
1:E:328:LEU:HD23	1:E:357:LEU:HD21	1.98	0.45
1:J:212:GLN:CD	1:J:212:GLN:H	2.20	0.45
1:G:439:ALA:O	1:G:442:MET:HB2	2.17	0.45
1:J:146:ILE:HD11	1:J:168:THR:HG21	1.99	0.45
1:G:232:ALA:HA	1:L:125:GLY:HA3	1.98	0.45
1:F:439:ALA:O	1:F:442:MET:HB2	2.17	0.45
1:G:82:ILE:HG21	1:G:100:ILE:HD11	1.97	0.45

Continued on next page...

Continued from previous page...

Atom-1	Atom-2	Interatomic distance (Å)	Clash overlap (Å)
1:A:358:ARG:HB3	1:A:366:GLU:OE2	2.16	0.45
1:C:407:VAL:O	1:C:410:ASP:HB2	2.16	0.45
1:E:133:VAL:HG13	1:E:443:ASN:HB2	1.99	0.45
1:L:203:TYR:CE2	1:L:261:GLU:HG2	2.52	0.45
1:J:55:ASP:O	1:J:71:VAL:HG12	2.17	0.45
1:L:453:ARG:HA	1:L:456:LEU:HD12	1.99	0.45
1:G:373:ASP:O	1:G:377:ARG:HG3	2.17	0.45
1:I:453:ARG:HA	1:I:456:LEU:HD12	1.99	0.45
1:A:407:VAL:O	1:A:410:ASP:HB2	2.16	0.45
1:K:206:ILE:HG22	1:K:207:GLY:N	2.32	0.45
1:K:89:ARG:NH1	1:K:96:LEU:HD12	2.31	0.45
1:I:27:ILE:O	1:I:82:ILE:CG2	2.64	0.45
1:J:358:ARG:HB3	1:J:366:GLU:OE2	2.16	0.45
1:C:373:ASP:O	1:C:377:ARG:HG3	2.16	0.45
1:H:146:ILE:HD11	1:H:168:THR:HG21	1.98	0.45
1:E:458:GLN:N	1:E:458:GLN:OE1	2.50	0.45
1:J:89:ARG:NH1	1:J:96:LEU:HD12	2.31	0.45
1:H:212:GLN:H	1:H:212:GLN:CD	2.20	0.45
1:E:27:ILE:O	1:E:82:ILE:CG2	2.64	0.45
1:H:27:ILE:O	1:H:82:ILE:CG2	2.64	0.45
1:H:89:ARG:NH1	1:H:96:LEU:HD12	2.32	0.45
1:E:114:ILE:CD1	1:E:176:VAL:HG22	2.46	0.45
1:K:131:PHE:HB2	1:K:184:CYS:SG	2.56	0.45
1:J:439:ALA:O	1:J:442:MET:HB2	2.17	0.45
1:K:453:ARG:HA	1:K:456:LEU:HD12	1.97	0.45
1:L:439:ALA:O	1:L:442:MET:HB2	2.17	0.44
1:A:252:THR:OG1	2:A:800:ADP:O1B	2.35	0.44
1:E:206:ILE:CD1	1:E:253:LEU:HD22	2.46	0.44
1:B:86:ARG:O	1:B:87:VAL:C	2.56	0.44
1:L:131:PHE:HB2	1:L:184:CYS:SG	2.57	0.44
1:K:55:ASP:O	1:K:71:VAL:HG12	2.17	0.44
1:L:105:CYS:O	1:L:108:VAL:HG23	2.16	0.44
1:G:212:GLN:H	1:G:212:GLN:CD	2.21	0.44
1:L:27:ILE:O	1:L:82:ILE:CG2	2.64	0.44
1:C:27:ILE:O	1:C:82:ILE:CG2	2.64	0.44
1:H:208:GLY:HA2	1:H:376:GLY:CA	2.47	0.44
1:A:335:LEU:HD22	1:A:336:LYS:O	2.17	0.44
1:J:114:ILE:CD1	1:J:176:VAL:HG22	2.47	0.44
1:K:105:CYS:O	1:K:108:VAL:HG23	2.17	0.44
1:L:55:ASP:O	1:L:71:VAL:HG12	2.18	0.44
1:H:453:ARG:HA	1:H:456:LEU:HD12	1.97	0.44

Continued on next page...

Continued from previous page...

Atom-1	Atom-2	Interatomic distance (Å)	Clash overlap (Å)
1:F:206:ILE:HG22	1:F:207:GLY:N	2.33	0.44
1:D:206:ILE:CD1	1:D:253:LEU:HD22	2.46	0.44
1:A:27:ILE:O	1:A:82:ILE:CG2	2.65	0.44
1:L:328:LEU:HD23	1:L:357:LEU:HD21	2.00	0.44
1:H:439:ALA:O	1:H:442:MET:HB2	2.18	0.44
1:I:270:ASN:HB3	1:I:273:GLU:HG2	1.98	0.44
1:L:358:ARG:HB3	1:L:366:GLU:OE2	2.18	0.44
1:B:105:CYS:O	1:B:108:VAL:HG23	2.17	0.44
1:B:114:ILE:CD1	1:B:176:VAL:HG22	2.47	0.44
1:G:209:CYS:HB2	1:G:212:GLN:HG2	1.95	0.44
1:B:203:TYR:CE2	1:B:261:GLU:HG2	2.53	0.44
1:I:146:ILE:HD11	1:I:168:THR:HG21	1.98	0.44
1:F:212:GLN:CD	1:F:212:GLN:H	2.21	0.44
1:B:206:ILE:HG22	1:B:207:GLY:N	2.32	0.44
1:F:82:ILE:HG21	1:F:100:ILE:HD11	1.98	0.44
1:A:82:ILE:HG21	1:A:100:ILE:HD11	1.99	0.44
1:F:147:ARG:HG3	1:F:173:TYR:HB3	1.98	0.44
1:C:416:SER:OG	1:D:235:VAL:HG13	2.18	0.44
1:C:335:LEU:HD22	1:C:336:LYS:O	2.18	0.44
1:J:270:ASN:HB3	1:J:273:GLU:HG2	2.00	0.44
1:D:126:ILE:HG23	1:E:232:ALA:O	2.17	0.44
1:I:252:THR:OG1	2:I:800:ADP:O3B	2.36	0.44
1:A:206:ILE:CD1	1:A:253:LEU:HD22	2.46	0.44
1:G:355:PRO:O	1:G:358:ARG:HG2	2.17	0.44
1:J:453:ARG:HA	1:J:456:LEU:HD12	1.99	0.44
1:C:432:LEU:N	1:C:432:LEU:HD23	2.33	0.44
1:L:89:ARG:NH1	1:L:96:LEU:HD12	2.33	0.44
1:B:136:LYS:HB3	1:B:137:PRO:HD3	2.00	0.44
1:L:407:VAL:O	1:L:410:ASP:HB2	2.17	0.44
1:L:252:THR:HB	2:L:800:ADP:O1A	2.16	0.44
1:A:441:VAL:O	1:A:444:SER:OG	2.34	0.44
1:D:89:ARG:NH1	1:D:96:LEU:HD12	2.33	0.44
1:K:173:TYR:CD1	1:K:173:TYR:O	2.71	0.44
1:I:208:GLY:HA2	1:I:376:GLY:CA	2.48	0.44
1:H:332:MET:HE2	1:H:362:ARG:HB3	2.00	0.44
1:F:270:ASN:HB3	1:F:273:GLU:HG2	1.99	0.44
1:E:439:ALA:O	1:E:442:MET:HB2	2.18	0.44
1:K:220:VAL:O	1:K:224:LEU:HB2	2.18	0.44
2:B:800:ADP:PB	1:C:359:ARG:HH12	2.41	0.43
1:K:82:ILE:HG21	1:K:100:ILE:HD11	2.00	0.43
1:E:89:ARG:NH1	1:E:96:LEU:HD12	2.33	0.43

Continued on next page...

Continued from previous page...

Atom-1	Atom-2	Interatomic distance (Å)	Clash overlap (Å)
1:C:203:TYR:CE2	1:C:261:GLU:HG2	2.53	0.43
1:G:55:ASP:O	1:G:71:VAL:HG12	2.17	0.43
1:K:307:ASP:OD1	1:K:307:ASP:N	2.47	0.43
1:E:427:MET:CE	1:E:430:ILE:HB	2.42	0.43
1:K:206:ILE:CD1	1:K:253:LEU:HD22	2.46	0.43
1:K:335:LEU:HD22	1:K:336:LYS:O	2.19	0.43
1:D:408:GLY:HA3	2:D:800:ADP:N7	2.33	0.43
1:B:458:GLN:OE1	1:B:458:GLN:N	2.51	0.43
1:A:209:CYS:HB2	1:A:212:GLN:NE2	2.33	0.43
1:F:209:CYS:HB2	1:F:212:GLN:NE2	2.33	0.43
1:J:377:ARG:O	1:J:380:ILE:N	2.51	0.43
1:C:89:ARG:NH1	1:C:96:LEU:HD12	2.33	0.43
1:A:328:LEU:HD23	1:A:357:LEU:HD21	2.01	0.43
1:H:86:ARG:HD3	1:H:204:ASP:OD2	2.17	0.43
1:E:105:CYS:O	1:E:108:VAL:HG23	2.19	0.43
1:L:136:LYS:HB3	1:L:137:PRO:HD3	2.00	0.43
1:I:458:GLN:O	1:I:459:SER:HB3	2.19	0.43
1:J:423:ILE:O	1:J:427:MET:CB	2.66	0.43
1:G:206:ILE:HG22	1:G:207:GLY:N	2.33	0.43
1:C:84:MET:CG	1:C:89:ARG:HG3	2.48	0.43
1:G:89:ARG:NH1	1:G:96:LEU:HD12	2.32	0.43
1:K:136:LYS:HB3	1:K:137:PRO:HD3	2.00	0.43
1:G:105:CYS:O	1:G:108:VAL:HG23	2.18	0.43
1:L:335:LEU:HD22	1:L:336:LYS:O	2.19	0.43
1:K:127:THR:HG23	1:K:438:ASP:CA	2.24	0.43
1:E:427:MET:CA	1:E:427:MET:HE2	2.40	0.43
1:K:439:ALA:O	1:K:442:MET:HB2	2.18	0.43
1:F:133:VAL:HG13	1:F:443:ASN:HB2	2.00	0.43
1:J:202:GLY:N	1:J:205:ASP:OD2	2.47	0.43
1:D:55:ASP:O	1:D:71:VAL:HG12	2.18	0.43
1:G:114:ILE:CD1	1:G:176:VAL:HG22	2.49	0.43
1:A:136:LYS:HB3	1:A:137:PRO:HD3	2.01	0.43
1:J:335:LEU:HD22	1:J:336:LYS:O	2.18	0.43
1:D:423:ILE:O	1:D:427:MET:CB	2.67	0.43
1:C:252:THR:HB	2:C:800:ADP:O2A	2.18	0.43
1:L:206:ILE:CD1	1:L:253:LEU:HD22	2.48	0.43
1:D:27:ILE:O	1:D:82:ILE:CG2	2.65	0.43
1:G:28:VAL:HG22	1:G:98:ASP:N	2.34	0.43
1:D:316:THR:HG23	1:D:316:THR:O	2.18	0.43
1:J:432:LEU:N	1:J:432:LEU:HD23	2.34	0.43
1:J:27:ILE:O	1:J:82:ILE:CG2	2.65	0.43

Continued on next page...

Continued from previous page...

Atom-1	Atom-2	Interatomic distance (Å)	Clash overlap (Å)
1:B:212:GLN:H	1:B:212:GLN:NE2	2.16	0.43
1:E:203:TYR:CE2	1:E:261:GLU:HG2	2.54	0.43
1:G:332:MET:HE2	1:G:362:ARG:HB3	2.00	0.43
1:B:36:ASN:HA	1:B:85:ASN:HD21	1.84	0.43
1:H:136:LYS:HB3	1:H:137:PRO:HD3	2.01	0.43
1:H:105:CYS:O	1:H:108:VAL:HG23	2.19	0.43
1:E:146:ILE:HD11	1:E:168:THR:HG21	2.00	0.43
1:H:114:ILE:CD1	1:H:176:VAL:HG22	2.49	0.43
1:J:328:LEU:HD23	1:J:357:LEU:HD21	2.01	0.43
1:I:316:THR:O	1:I:316:THR:HG23	2.19	0.43
1:I:248:GLY:HA2	2:I:800:ADP:O3A	2.19	0.43
1:I:408:GLY:C	2:I:800:ADP:C8	2.92	0.43
1:J:117:LEU:HD21	1:J:185:GLU:O	2.18	0.43
1:F:432:LEU:N	1:F:432:LEU:HD23	2.34	0.43
1:A:212:GLN:NE2	1:A:212:GLN:H	2.16	0.42
1:D:82:ILE:HG21	1:D:100:ILE:HD11	2.00	0.42
1:G:173:TYR:CD1	1:G:173:TYR:O	2.72	0.42
1:K:358:ARG:HB3	1:K:366:GLU:OE2	2.19	0.42
1:D:252:THR:HB	2:D:800:ADP:O1A	2.19	0.42
1:J:105:CYS:O	1:J:108:VAL:HG23	2.19	0.42
1:F:55:ASP:O	1:F:71:VAL:HG12	2.19	0.42
1:A:105:CYS:O	1:A:108:VAL:HG23	2.19	0.42
1:B:55:ASP:O	1:B:71:VAL:HG12	2.18	0.42
1:I:55:ASP:O	1:I:71:VAL:HG12	2.19	0.42
1:E:270:ASN:HB3	1:E:273:GLU:HG2	2.01	0.42
1:K:407:VAL:O	1:K:410:ASP:HB2	2.19	0.42
1:L:86:ARG:O	1:L:87:VAL:C	2.57	0.42
1:L:220:VAL:O	1:L:224:LEU:HB2	2.19	0.42
1:G:316:THR:O	1:G:316:THR:HG23	2.19	0.42
1:H:408:GLY:C	2:H:800:ADP:C8	2.93	0.42
1:K:35:ASP:OD1	1:K:144:ARG:NH2	2.51	0.42
1:G:158:MET:HA	1:G:387:ASN:O	2.19	0.42
1:D:328:LEU:HD23	1:D:357:LEU:HD21	2.00	0.42
1:G:136:LYS:HB3	1:G:137:PRO:HD3	2.02	0.42
1:H:206:ILE:HG22	1:H:207:GLY:N	2.35	0.42
1:G:27:ILE:O	1:G:82:ILE:CG2	2.65	0.42
1:B:27:ILE:O	1:B:82:ILE:CG2	2.66	0.42
1:A:28:VAL:HG22	1:A:98:ASP:N	2.34	0.42
1:H:358:ARG:HB3	1:H:366:GLU:OE2	2.19	0.42
1:K:117:LEU:HD21	1:K:185:GLU:O	2.19	0.42
1:E:55:ASP:O	1:E:71:VAL:HG12	2.19	0.42

Continued on next page...

Continued from previous page...

Atom-1	Atom-2	Interatomic distance (Å)	Clash overlap (Å)
1:G:279:ALA:HB1	1:G:320:VAL:HG11	2.02	0.42
1:F:316:THR:HG23	1:F:316:THR:O	2.19	0.42
1:L:423:ILE:O	1:L:427:MET:CB	2.67	0.42
1:I:206:ILE:HG22	1:I:207:GLY:N	2.34	0.42
1:D:28:VAL:HG22	1:D:98:ASP:N	2.34	0.42
1:A:173:TYR:CD1	1:A:173:TYR:O	2.72	0.42
1:I:203:TYR:CE2	1:I:261:GLU:HG2	2.55	0.42
1:H:407:VAL:O	1:H:410:ASP:HB2	2.18	0.42
1:C:114:ILE:CD1	1:C:176:VAL:HG22	2.49	0.42
1:I:355:PRO:O	1:I:358:ARG:HG2	2.20	0.42
1:I:114:ILE:CD1	1:I:176:VAL:HG22	2.49	0.42
1:A:316:THR:HG23	1:A:316:THR:O	2.19	0.42
1:J:28:VAL:HG22	1:J:98:ASP:N	2.34	0.42
1:D:423:ILE:HG21	1:E:229:LEU:HD21	2.02	0.42
1:L:408:GLY:C	2:L:800:ADP:C8	2.92	0.42
1:H:427:MET:CE	1:H:430:ILE:HB	2.42	0.42
1:L:35:ASP:OD1	1:L:36:ASN:N	2.52	0.42
1:D:407:VAL:O	1:D:410:ASP:HB2	2.20	0.42
1:H:270:ASN:HB3	1:H:273:GLU:HG2	2.01	0.42
1:H:316:THR:HG23	1:H:316:THR:O	2.19	0.42
1:B:208:GLY:HA2	1:B:376:GLY:HA2	2.00	0.42
1:G:206:ILE:CD1	1:G:253:LEU:HD22	2.46	0.42
1:H:241:ILE:HA	1:H:365:ARG:O	2.19	0.42
1:B:432:LEU:N	1:B:432:LEU:HD23	2.35	0.42
1:D:432:LEU:N	1:D:432:LEU:HD23	2.34	0.42
1:H:408:GLY:HA3	2:H:800:ADP:N7	2.35	0.42
1:H:206:ILE:CD1	1:H:253:LEU:HD22	2.46	0.42
1:C:206:ILE:HG22	1:C:207:GLY:N	2.34	0.42
1:K:208:GLY:HA2	1:K:376:GLY:CA	2.49	0.42
1:I:407:VAL:O	1:I:410:ASP:HB2	2.20	0.42
1:I:335:LEU:HD22	1:I:336:LYS:O	2.20	0.42
1:K:316:THR:HG23	1:K:316:THR:O	2.19	0.42
1:E:335:LEU:HD22	1:E:336:LYS:O	2.20	0.42
1:G:432:LEU:HD23	1:G:432:LEU:N	2.34	0.42
1:B:250:GLY:CA	2:B:800:ADP:O1A	2.68	0.42
1:K:423:ILE:O	1:K:427:MET:CB	2.67	0.42
1:F:27:ILE:O	1:F:82:ILE:CG2	2.65	0.42
1:I:332:MET:HE2	1:I:362:ARG:HB3	2.02	0.42
1:F:114:ILE:CD1	1:F:176:VAL:HG22	2.50	0.42
1:C:364:ASP:OD1	1:C:364:ASP:N	2.53	0.42
1:D:206:ILE:HG22	1:D:207:GLY:N	2.34	0.42

Continued on next page...

Continued from previous page...

Atom-1	Atom-2	Interatomic distance (Å)	Clash overlap (Å)
1:D:84:MET:CG	1:D:89:ARG:HG3	2.50	0.42
1:C:28:VAL:HG22	1:C:98:ASP:N	2.35	0.42
1:A:30:GLU:HG2	1:A:96:LEU:HD21	2.02	0.42
1:E:279:ALA:HB1	1:E:320:VAL:HG11	2.01	0.42
1:D:114:ILE:CD1	1:D:176:VAL:HG22	2.50	0.42
1:L:133:VAL:HG13	1:L:443:ASN:HB2	2.02	0.42
1:K:146:ILE:HD11	1:K:168:THR:HG21	2.01	0.41
1:D:212:GLN:CD	1:D:212:GLN:H	2.23	0.41
1:B:120:ASP:CG	1:I:190:LYS:HZ3	2.23	0.41
1:D:27:ILE:HG22	1:D:28:VAL:N	2.35	0.41
1:H:84:MET:CG	1:H:89:ARG:HG3	2.50	0.41
1:I:26:LEU:O	1:I:99:VAL:HA	2.20	0.41
1:B:358:ARG:HB3	1:B:366:GLU:OE2	2.20	0.41
1:G:203:TYR:CE2	1:G:261:GLU:HG2	2.54	0.41
1:L:202:GLY:N	1:L:205:ASP:OD2	2.45	0.41
1:A:114:ILE:CD1	1:A:176:VAL:HG22	2.50	0.41
1:L:432:LEU:HD23	1:L:432:LEU:N	2.35	0.41
1:K:427:MET:HE3	1:K:427:MET:HA	1.97	0.41
1:K:212:GLN:NE2	1:K:212:GLN:H	2.17	0.41
1:L:146:ILE:HD11	1:L:168:THR:HG21	2.02	0.41
1:F:105:CYS:O	1:F:108:VAL:HG23	2.19	0.41
1:C:427:MET:CA	1:C:427:MET:HE2	2.40	0.41
1:D:437:ILE:HG21	1:D:442:MET:SD	2.59	0.41
1:E:432:LEU:HD23	1:E:432:LEU:N	2.35	0.41
1:B:332:MET:HE2	1:B:362:ARG:HB3	2.02	0.41
1:J:313:ARG:HA	1:J:316:THR:HG22	2.02	0.41
1:L:208:GLY:HA2	1:L:376:GLY:HA2	2.03	0.41
1:H:432:LEU:HD23	1:H:432:LEU:N	2.34	0.41
1:J:27:ILE:HG22	1:J:28:VAL:N	2.36	0.41
1:C:423:ILE:O	1:C:427:MET:CB	2.68	0.41
1:I:84:MET:CG	1:I:89:ARG:HG3	2.49	0.41
1:E:358:ARG:HB3	1:E:366:GLU:OE2	2.21	0.41
1:J:316:THR:HG23	1:J:316:THR:O	2.20	0.41
1:E:454:TRP:HZ2	1:F:218:GLU:OE2	2.04	0.41
1:C:105:CYS:O	1:C:108:VAL:HG23	2.20	0.41
1:I:427:MET:CE	1:I:430:ILE:HB	2.42	0.41
1:D:136:LYS:HB3	1:D:137:PRO:HD3	2.02	0.41
1:L:316:THR:O	1:L:316:THR:HG23	2.19	0.41
1:I:212:GLN:H	1:I:212:GLN:NE2	2.18	0.41
1:A:26:LEU:O	1:A:99:VAL:HA	2.20	0.41
1:E:126:ILE:HB	1:E:439:ALA:HB2	2.02	0.41

Continued on next page...

Continued from previous page...

Atom-1	Atom-2	Interatomic distance (Å)	Clash overlap (Å)
1:J:407:VAL:O	1:J:410:ASP:HB2	2.21	0.41
1:G:202:GLY:N	1:G:205:ASP:OD2	2.45	0.41
1:G:212:GLN:NE2	1:G:212:GLN:H	2.18	0.41
1:C:212:GLN:H	1:C:212:GLN:NE2	2.18	0.41
1:F:437:ILE:HG21	1:F:442:MET:SD	2.61	0.41
1:K:432:LEU:N	1:K:432:LEU:HD23	2.35	0.41
1:F:423:ILE:O	1:F:427:MET:CB	2.68	0.41
1:D:295:LYS:CG	1:H:193:ASP:OD1	2.68	0.41
1:I:423:ILE:O	1:I:427:MET:CB	2.69	0.41
1:L:313:ARG:HA	1:L:316:THR:HG22	2.03	0.41
1:I:328:LEU:HD23	1:I:357:LEU:HD21	2.02	0.41
1:D:197:SER:O	1:D:200:GLU:HB2	2.21	0.41
1:E:423:ILE:O	1:E:427:MET:CB	2.69	0.41
2:B:800:ADP:PB	1:C:359:ARG:HH22	2.43	0.41
1:G:408:GLY:HA3	2:G:800:ADP:N7	2.36	0.41
1:B:423:ILE:O	1:B:427:MET:CB	2.69	0.41
1:D:209:CYS:HB2	1:D:212:GLN:NE2	2.36	0.41
1:B:209:CYS:HB2	1:B:212:GLN:NE2	2.35	0.41
1:B:27:ILE:HG22	1:B:28:VAL:N	2.36	0.41
1:F:27:ILE:HG22	1:F:28:VAL:N	2.36	0.41
1:C:358:ARG:HB3	1:C:366:GLU:OE2	2.20	0.41
1:D:358:ARG:HB3	1:D:366:GLU:OE2	2.21	0.41
1:A:208:GLY:HA2	1:A:376:GLY:HA2	2.02	0.41
1:K:313:ARG:HA	1:K:316:THR:HG22	2.02	0.41
1:C:136:LYS:HB3	1:C:137:PRO:HD3	2.03	0.41
1:E:39:VAL:HG13	1:E:69:CYS:SG	2.61	0.41
1:A:220:VAL:O	1:A:224:LEU:HB2	2.21	0.41
1:I:416:SER:OG	1:J:235:VAL:HG13	2.20	0.41
1:C:408:GLY:HA3	2:C:800:ADP:N7	2.35	0.41
1:H:212:GLN:H	1:H:212:GLN:NE2	2.19	0.41
1:I:27:ILE:HG22	1:I:28:VAL:N	2.36	0.41
1:E:424:ARG:NH1	1:F:218:GLU:O	2.54	0.41
1:K:373:ASP:O	1:K:377:ARG:HG3	2.20	0.41
1:K:127:THR:CG2	1:K:438:ASP:HA	2.24	0.40
1:J:377:ARG:O	1:J:378:LEU:C	2.59	0.40
1:L:63:LYS:O	1:L:65:ARG:CG	2.67	0.40
1:H:203:TYR:CE2	1:H:261:GLU:HG2	2.56	0.40
1:G:66:GLU:OE1	1:G:147:ARG:NH1	2.54	0.40
1:D:332:MET:HE2	1:D:362:ARG:HB3	2.03	0.40
1:C:328:LEU:HD23	1:C:357:LEU:HD21	2.02	0.40
1:A:379:GLU:O	1:A:382:GLN:HB2	2.21	0.40

Continued on next page...

Continued from previous page...

Atom-1	Atom-2	Interatomic distance (Å)	Clash overlap (Å)
1:B:408:GLY:HA3	2:B:800:ADP:N7	2.37	0.40
1:K:203:TYR:CE2	1:K:261:GLU:HG2	2.56	0.40
1:I:136:LYS:HB3	1:I:137:PRO:HD3	2.03	0.40
1:B:335:LEU:HD22	1:B:336:LYS:O	2.21	0.40
1:E:117:LEU:HD21	1:E:185:GLU:O	2.21	0.40
1:G:39:VAL:HG13	1:G:69:CYS:SG	2.62	0.40
1:K:279:ALA:HB1	1:K:320:VAL:HG11	2.03	0.40
1:B:373:ASP:O	1:B:377:ARG:HG3	2.21	0.40
1:A:427:MET:CE	1:A:430:ILE:HB	2.43	0.40
1:I:28:VAL:HG22	1:I:98:ASP:N	2.37	0.40
1:F:279:ALA:HB1	1:F:320:VAL:HG11	2.02	0.40
1:G:117:LEU:HD21	1:G:185:GLU:O	2.22	0.40
1:A:74:ASP:OD2	1:A:83:ARG:HD2	2.21	0.40
1:B:206:ILE:CD1	1:B:253:LEU:HD22	2.47	0.40
1:F:28:VAL:HG22	1:F:98:ASP:N	2.37	0.40
1:I:439:ALA:O	1:I:442:MET:N	2.54	0.40
1:C:241:ILE:HA	1:C:365:ARG:O	2.21	0.40
1:D:270:ASN:HB3	1:D:273:GLU:HG2	2.02	0.40
1:L:408:GLY:HA3	2:L:800:ADP:N7	2.36	0.40
1:C:27:ILE:HG22	1:C:28:VAL:N	2.36	0.40
1:I:159:ARG:NH2	1:J:232:ALA:HA	2.37	0.40
1:A:313:ARG:HA	1:A:316:THR:HG22	2.03	0.40
1:D:117:LEU:HD21	1:D:185:GLU:O	2.21	0.40

All (4) symmetry-related close contacts are listed below. The label for Atom-2 includes the symmetry operator and encoded unit-cell translations to be applied.

Atom-1	Atom-2	Interatomic distance (Å)	Clash overlap (Å)
1:E:398:GLN:OE1	1:H:373:ASP:OD2[3_445]	1.72	0.48
1:K:115:HIS:ND1	1:L:185:GLU:OE1[4_545]	1.94	0.26
1:E:435:GLU:OE2	1:K:179:ASP:OD2[4_445]	2.02	0.18
1:A:402:GLU:OE2	1:J:373:ASP:OD2[3_545]	2.08	0.12

5.3 Torsion angles ⓘ

5.3.1 Protein backbone ⓘ

In the following table, the Percentiles column shows the percent Ramachandran outliers of the chain as a percentile score with respect to all X-ray entries followed by that with respect to entries of similar resolution.

The Analysed column shows the number of residues for which the backbone conformation was analysed, and the total number of residues.

Mol	Chain	Analysed	Favoured	Allowed	Outliers	Percentiles	
1	A	438/489 (90%)	407 (93%)	30 (7%)	1 (0%)	52	87
1	B	436/489 (89%)	405 (93%)	30 (7%)	1 (0%)	52	87
1	C	436/489 (89%)	404 (93%)	31 (7%)	1 (0%)	52	87
1	D	437/489 (89%)	404 (92%)	32 (7%)	1 (0%)	52	87
1	E	436/489 (89%)	404 (93%)	31 (7%)	1 (0%)	52	87
1	F	436/489 (89%)	405 (93%)	30 (7%)	1 (0%)	52	87
1	G	436/489 (89%)	405 (93%)	30 (7%)	1 (0%)	52	87
1	H	437/489 (89%)	407 (93%)	29 (7%)	1 (0%)	52	87
1	I	437/489 (89%)	406 (93%)	30 (7%)	1 (0%)	52	87
1	J	439/489 (90%)	404 (92%)	34 (8%)	1 (0%)	52	87
1	K	437/489 (89%)	406 (93%)	30 (7%)	1 (0%)	52	87
1	L	436/489 (89%)	405 (93%)	30 (7%)	1 (0%)	52	87
All	All	5241/5868 (89%)	4862 (93%)	367 (7%)	12 (0%)	52	87

All (12) Ramachandran outliers are listed below:

Mol	Chain	Res	Type
1	K	271	GLY
1	F	271	GLY
1	A	271	GLY
1	D	271	GLY
1	E	271	GLY
1	H	271	GLY
1	J	271	GLY
1	B	271	GLY
1	C	271	GLY
1	I	271	GLY
1	G	271	GLY
1	L	271	GLY

5.3.2 Protein sidechains ⓘ

In the following table, the Percentiles column shows the percent sidechain outliers of the chain as a percentile score with respect to all X-ray entries followed by that with respect to entries of similar resolution.

The Analysed column shows the number of residues for which the sidechain conformation was analysed, and the total number of residues.

Mol	Chain	Analysed	Rotameric	Outliers	Percentiles	
1	A	377/418 (90%)	343 (91%)	34 (9%)	12	50
1	B	375/418 (90%)	343 (92%)	32 (8%)	13	52
1	C	375/418 (90%)	341 (91%)	34 (9%)	12	49
1	D	376/418 (90%)	343 (91%)	33 (9%)	12	51
1	E	375/418 (90%)	344 (92%)	31 (8%)	14	53
1	F	375/418 (90%)	344 (92%)	31 (8%)	14	53
1	G	375/418 (90%)	343 (92%)	32 (8%)	13	52
1	H	376/418 (90%)	347 (92%)	29 (8%)	16	56
1	I	376/418 (90%)	347 (92%)	29 (8%)	16	56
1	J	378/418 (90%)	345 (91%)	33 (9%)	13	51
1	K	376/418 (90%)	341 (91%)	35 (9%)	11	48
1	L	375/418 (90%)	341 (91%)	34 (9%)	12	49
All	All	4509/5016 (90%)	4122 (91%)	387 (9%)	13	52

All (387) residues with a non-rotameric sidechain are listed below:

Mol	Chain	Res	Type
1	A	22	ARG
1	A	45	LYS
1	A	52	PHE
1	A	59	LEU
1	A	69	CYS
1	A	76	THR
1	A	78	SER
1	A	81	LYS
1	A	95	ARG
1	A	96	LEU
1	A	103	GLN
1	A	108	VAL
1	A	173	TYR
1	A	184	CYS
1	A	193	ASP
1	A	199	ASN
1	A	210	ARG
1	A	212	GLN
1	A	213	LEU

Continued on next page...

Continued from previous page...

Mol	Chain	Res	Type
1	A	253	LEU
1	A	273	GLU
1	A	307	ASP
1	A	316	THR
1	A	317	HIS
1	A	330	THR
1	A	335	LEU
1	A	337	GLN
1	A	358	ARG
1	A	359	ARG
1	A	362	ARG
1	A	416	SER
1	A	427	MET
1	A	434	ASP
1	A	438	ASP
1	B	22	ARG
1	B	45	LYS
1	B	52	PHE
1	B	59	LEU
1	B	64	ARG
1	B	69	CYS
1	B	76	THR
1	B	78	SER
1	B	81	LYS
1	B	96	LEU
1	B	101	SER
1	B	103	GLN
1	B	108	VAL
1	B	173	TYR
1	B	184	CYS
1	B	193	ASP
1	B	199	ASN
1	B	212	GLN
1	B	213	LEU
1	B	253	LEU
1	B	273	GLU
1	B	307	ASP
1	B	316	THR
1	B	317	HIS
1	B	335	LEU
1	B	337	GLN
1	B	358	ARG

Continued on next page...

Continued from previous page...

Mol	Chain	Res	Type
1	B	359	ARG
1	B	362	ARG
1	B	427	MET
1	B	434	ASP
1	B	438	ASP
1	C	22	ARG
1	C	45	LYS
1	C	52	PHE
1	C	59	LEU
1	C	64	ARG
1	C	69	CYS
1	C	76	THR
1	C	78	SER
1	C	81	LYS
1	C	95	ARG
1	C	96	LEU
1	C	103	GLN
1	C	108	VAL
1	C	127	THR
1	C	173	TYR
1	C	184	CYS
1	C	193	ASP
1	C	199	ASN
1	C	212	GLN
1	C	213	LEU
1	C	253	LEU
1	C	273	GLU
1	C	307	ASP
1	C	316	THR
1	C	317	HIS
1	C	335	LEU
1	C	337	GLN
1	C	358	ARG
1	C	359	ARG
1	C	362	ARG
1	C	416	SER
1	C	427	MET
1	C	434	ASP
1	C	438	ASP
1	D	22	ARG
1	D	45	LYS
1	D	52	PHE

Continued on next page...

Continued from previous page...

Mol	Chain	Res	Type
1	D	59	LEU
1	D	64	ARG
1	D	69	CYS
1	D	76	THR
1	D	78	SER
1	D	81	LYS
1	D	96	LEU
1	D	101	SER
1	D	103	GLN
1	D	108	VAL
1	D	173	TYR
1	D	184	CYS
1	D	193	ASP
1	D	199	ASN
1	D	210	ARG
1	D	212	GLN
1	D	213	LEU
1	D	253	LEU
1	D	273	GLU
1	D	307	ASP
1	D	316	THR
1	D	317	HIS
1	D	335	LEU
1	D	337	GLN
1	D	358	ARG
1	D	359	ARG
1	D	362	ARG
1	D	427	MET
1	D	434	ASP
1	D	438	ASP
1	E	22	ARG
1	E	45	LYS
1	E	52	PHE
1	E	59	LEU
1	E	64	ARG
1	E	69	CYS
1	E	76	THR
1	E	78	SER
1	E	81	LYS
1	E	103	GLN
1	E	108	VAL
1	E	173	TYR

Continued on next page...

Continued from previous page...

Mol	Chain	Res	Type
1	E	184	CYS
1	E	193	ASP
1	E	199	ASN
1	E	212	GLN
1	E	213	LEU
1	E	253	LEU
1	E	273	GLU
1	E	307	ASP
1	E	316	THR
1	E	317	HIS
1	E	335	LEU
1	E	337	GLN
1	E	358	ARG
1	E	359	ARG
1	E	362	ARG
1	E	416	SER
1	E	427	MET
1	E	434	ASP
1	E	438	ASP
1	F	22	ARG
1	F	45	LYS
1	F	52	PHE
1	F	59	LEU
1	F	64	ARG
1	F	69	CYS
1	F	76	THR
1	F	78	SER
1	F	81	LYS
1	F	103	GLN
1	F	108	VAL
1	F	173	TYR
1	F	184	CYS
1	F	193	ASP
1	F	199	ASN
1	F	210	ARG
1	F	212	GLN
1	F	213	LEU
1	F	253	LEU
1	F	273	GLU
1	F	307	ASP
1	F	316	THR
1	F	317	HIS

Continued on next page...

Continued from previous page...

Mol	Chain	Res	Type
1	F	335	LEU
1	F	337	GLN
1	F	358	ARG
1	F	359	ARG
1	F	362	ARG
1	F	427	MET
1	F	434	ASP
1	F	438	ASP
1	G	22	ARG
1	G	45	LYS
1	G	52	PHE
1	G	59	LEU
1	G	64	ARG
1	G	69	CYS
1	G	76	THR
1	G	78	SER
1	G	81	LYS
1	G	95	ARG
1	G	103	GLN
1	G	108	VAL
1	G	173	TYR
1	G	184	CYS
1	G	193	ASP
1	G	199	ASN
1	G	210	ARG
1	G	212	GLN
1	G	213	LEU
1	G	253	LEU
1	G	273	GLU
1	G	307	ASP
1	G	316	THR
1	G	317	HIS
1	G	335	LEU
1	G	337	GLN
1	G	358	ARG
1	G	359	ARG
1	G	362	ARG
1	G	427	MET
1	G	434	ASP
1	G	438	ASP
1	H	22	ARG
1	H	45	LYS

Continued on next page...

Continued from previous page...

Mol	Chain	Res	Type
1	H	52	PHE
1	H	59	LEU
1	H	69	CYS
1	H	76	THR
1	H	78	SER
1	H	81	LYS
1	H	103	GLN
1	H	108	VAL
1	H	173	TYR
1	H	184	CYS
1	H	193	ASP
1	H	199	ASN
1	H	212	GLN
1	H	213	LEU
1	H	253	LEU
1	H	273	GLU
1	H	307	ASP
1	H	316	THR
1	H	317	HIS
1	H	335	LEU
1	H	337	GLN
1	H	358	ARG
1	H	359	ARG
1	H	362	ARG
1	H	427	MET
1	H	434	ASP
1	H	438	ASP
1	I	22	ARG
1	I	45	LYS
1	I	52	PHE
1	I	59	LEU
1	I	64	ARG
1	I	69	CYS
1	I	76	THR
1	I	78	SER
1	I	81	LYS
1	I	103	GLN
1	I	108	VAL
1	I	184	CYS
1	I	193	ASP
1	I	199	ASN
1	I	212	GLN

Continued on next page...

Continued from previous page...

Mol	Chain	Res	Type
1	I	213	LEU
1	I	253	LEU
1	I	273	GLU
1	I	307	ASP
1	I	316	THR
1	I	317	HIS
1	I	335	LEU
1	I	337	GLN
1	I	358	ARG
1	I	359	ARG
1	I	362	ARG
1	I	427	MET
1	I	434	ASP
1	I	438	ASP
1	J	22	ARG
1	J	45	LYS
1	J	52	PHE
1	J	59	LEU
1	J	64	ARG
1	J	69	CYS
1	J	75	ASP
1	J	76	THR
1	J	78	SER
1	J	81	LYS
1	J	103	GLN
1	J	108	VAL
1	J	173	TYR
1	J	184	CYS
1	J	193	ASP
1	J	199	ASN
1	J	210	ARG
1	J	211	LYS
1	J	212	GLN
1	J	213	LEU
1	J	253	LEU
1	J	273	GLU
1	J	307	ASP
1	J	316	THR
1	J	317	HIS
1	J	335	LEU
1	J	337	GLN
1	J	358	ARG

Continued on next page...

Continued from previous page...

Mol	Chain	Res	Type
1	J	359	ARG
1	J	362	ARG
1	J	427	MET
1	J	434	ASP
1	J	438	ASP
1	K	22	ARG
1	K	45	LYS
1	K	49	LEU
1	K	52	PHE
1	K	59	LEU
1	K	64	ARG
1	K	69	CYS
1	K	76	THR
1	K	78	SER
1	K	81	LYS
1	K	95	ARG
1	K	101	SER
1	K	103	GLN
1	K	108	VAL
1	K	127	THR
1	K	135	LEU
1	K	173	TYR
1	K	184	CYS
1	K	193	ASP
1	K	199	ASN
1	K	212	GLN
1	K	213	LEU
1	K	253	LEU
1	K	273	GLU
1	K	307	ASP
1	K	316	THR
1	K	317	HIS
1	K	335	LEU
1	K	337	GLN
1	K	358	ARG
1	K	359	ARG
1	K	362	ARG
1	K	427	MET
1	K	434	ASP
1	K	438	ASP
1	L	22	ARG
1	L	45	LYS

Continued on next page...

Continued from previous page...

Mol	Chain	Res	Type
1	L	52	PHE
1	L	59	LEU
1	L	64	ARG
1	L	69	CYS
1	L	76	THR
1	L	78	SER
1	L	81	LYS
1	L	95	ARG
1	L	103	GLN
1	L	108	VAL
1	L	140	LEU
1	L	173	TYR
1	L	184	CYS
1	L	193	ASP
1	L	199	ASN
1	L	210	ARG
1	L	211	LYS
1	L	212	GLN
1	L	213	LEU
1	L	253	LEU
1	L	273	GLU
1	L	307	ASP
1	L	316	THR
1	L	317	HIS
1	L	335	LEU
1	L	337	GLN
1	L	358	ARG
1	L	359	ARG
1	L	362	ARG
1	L	427	MET
1	L	434	ASP
1	L	438	ASP

Some sidechains can be flipped to improve hydrogen bonding and reduce clashes. All (28) such sidechains are listed below:

Mol	Chain	Res	Type
1	A	91	ASN
1	A	199	ASN
1	A	212	GLN
1	B	91	ASN
1	B	199	ASN
1	B	212	GLN

Continued on next page...

Continued from previous page...

Mol	Chain	Res	Type
1	C	199	ASN
1	C	212	GLN
1	D	199	ASN
1	D	212	GLN
1	D	384	HIS
1	E	199	ASN
1	E	212	GLN
1	E	226	HIS
1	F	199	ASN
1	F	212	GLN
1	G	199	ASN
1	G	212	GLN
1	H	199	ASN
1	H	212	GLN
1	I	212	GLN
1	J	199	ASN
1	J	212	GLN
1	K	199	ASN
1	K	212	GLN
1	L	91	ASN
1	L	199	ASN
1	L	212	GLN

5.3.3 RNA [i](#)

There are no RNA molecules in this entry.

5.4 Non-standard residues in protein, DNA, RNA chains [i](#)

There are no non-standard protein/DNA/RNA residues in this entry.

5.5 Carbohydrates [i](#)

There are no carbohydrates in this entry.

5.6 Ligand geometry [i](#)

12 ligands are modelled in this entry.

In the following table, the Counts columns list the number of bonds (or angles) for which Mogul statistics could be retrieved, the number of bonds (or angles) that are observed in the model and

the number of bonds (or angles) that are defined in the chemical component dictionary. The Link column lists molecule types, if any, to which the group is linked. The Z score for a bond length (or angle) is the number of standard deviations the observed value is removed from the expected value. A bond length (or angle) with $|Z| > 2$ is considered an outlier worth inspection. RMSZ is the root-mean-square of all Z scores of the bond lengths (or angles).

Mol	Type	Chain	Res	Link	Bond lengths			Bond angles		
					Counts	RMSZ	# Z > 2	Counts	RMSZ	# Z > 2
2	ADP	A	800	-	24,29,29	1.46	3 (12%)	23,45,45	2.06	4 (17%)
2	ADP	B	800	-	24,29,29	1.18	3 (12%)	23,45,45	1.89	4 (17%)
2	ADP	C	800	-	24,29,29	1.27	3 (12%)	23,45,45	1.86	4 (17%)
2	ADP	D	800	-	24,29,29	1.41	4 (16%)	23,45,45	1.90	8 (34%)
2	ADP	E	800	-	24,29,29	1.12	2 (8%)	23,45,45	1.84	2 (8%)
2	ADP	F	800	-	24,29,29	1.28	3 (12%)	23,45,45	1.82	3 (13%)
2	ADP	G	800	-	24,29,29	1.25	2 (8%)	23,45,45	1.79	3 (13%)
2	ADP	H	800	-	24,29,29	1.21	2 (8%)	23,45,45	2.13	5 (21%)
2	ADP	I	800	-	24,29,29	1.37	4 (16%)	23,45,45	1.95	5 (21%)
2	ADP	J	800	-	24,29,29	1.49	3 (12%)	23,45,45	1.99	9 (39%)
2	ADP	K	800	-	24,29,29	1.25	2 (8%)	23,45,45	1.83	1 (4%)
2	ADP	L	800	-	24,29,29	1.17	2 (8%)	23,45,45	1.92	3 (13%)

In the following table, the Chirals column lists the number of chiral outliers, the number of chiral centers analysed, the number of these observed in the model and the number defined in the chemical component dictionary. Similar counts are reported in the Torsion and Rings columns. '-' means no outliers of that kind were identified.

Mol	Type	Chain	Res	Link	Chirals	Torsions	Rings
2	ADP	A	800	-	-	0/12/32/32	0/3/3/3
2	ADP	B	800	-	-	0/12/32/32	0/3/3/3
2	ADP	C	800	-	-	0/12/32/32	0/3/3/3
2	ADP	D	800	-	-	0/12/32/32	0/3/3/3
2	ADP	E	800	-	-	0/12/32/32	0/3/3/3
2	ADP	F	800	-	-	0/12/32/32	0/3/3/3
2	ADP	G	800	-	-	0/12/32/32	0/3/3/3
2	ADP	H	800	-	-	0/12/32/32	0/3/3/3
2	ADP	I	800	-	-	0/12/32/32	0/3/3/3
2	ADP	J	800	-	-	0/12/32/32	0/3/3/3
2	ADP	K	800	-	-	0/12/32/32	0/3/3/3
2	ADP	L	800	-	-	0/12/32/32	0/3/3/3

All (33) bond length outliers are listed below:

Mol	Chain	Res	Type	Atoms	Z	Observed(Å)	Ideal(Å)
2	A	800	ADP	PA-O2A	-2.86	1.43	1.55
2	F	800	ADP	PA-O2A	-2.81	1.43	1.55
2	B	800	ADP	PA-O2A	-2.49	1.44	1.55
2	D	800	ADP	PA-O2A	-2.27	1.45	1.55
2	L	800	ADP	PA-O2A	-2.24	1.45	1.55
2	B	800	ADP	C5-N7	-2.23	1.31	1.39
2	J	800	ADP	PA-O1A	-2.15	1.43	1.51
2	H	800	ADP	PB-O2B	-2.11	1.47	1.54
2	I	800	ADP	PB-O2B	-2.11	1.47	1.54
2	E	800	ADP	PA-O2A	-2.02	1.46	1.55
2	C	800	ADP	PA-O2A	-2.02	1.46	1.55
2	C	800	ADP	C2-N3	2.03	1.35	1.32
2	D	800	ADP	C2-N3	2.07	1.35	1.32
2	K	800	ADP	O4'-C1'	2.14	1.44	1.41
2	F	800	ADP	O4'-C1'	2.17	1.44	1.41
2	G	800	ADP	O4'-C1'	2.22	1.44	1.41
2	I	800	ADP	O4'-C1'	2.23	1.44	1.41
2	B	800	ADP	C5-C4	2.42	1.46	1.40
2	A	800	ADP	O4'-C1'	2.56	1.44	1.41
2	I	800	ADP	C2-N3	2.59	1.36	1.32
2	D	800	ADP	O4'-C1'	2.73	1.45	1.41
2	J	800	ADP	C2-N3	2.82	1.37	1.32
2	F	800	ADP	C5-C4	2.87	1.47	1.40
2	E	800	ADP	C5-C4	2.91	1.47	1.40
2	H	800	ADP	C5-C4	3.08	1.47	1.40
2	L	800	ADP	C5-C4	3.14	1.47	1.40
2	I	800	ADP	C5-C4	3.16	1.47	1.40
2	G	800	ADP	C5-C4	3.38	1.48	1.40
2	K	800	ADP	C5-C4	3.43	1.48	1.40
2	C	800	ADP	C5-C4	3.69	1.48	1.40
2	A	800	ADP	C5-C4	3.74	1.48	1.40
2	D	800	ADP	C5-C4	3.99	1.49	1.40
2	J	800	ADP	C5-C4	4.30	1.50	1.40

All (51) bond angle outliers are listed below:

Mol	Chain	Res	Type	Atoms	Z	Observed(°)	Ideal(°)
2	L	800	ADP	N3-C2-N1	-7.72	122.81	128.87
2	K	800	ADP	N3-C2-N1	-7.26	123.17	128.87
2	A	800	ADP	N3-C2-N1	-7.24	123.18	128.87
2	E	800	ADP	N3-C2-N1	-6.94	123.42	128.87
2	C	800	ADP	N3-C2-N1	-6.80	123.53	128.87
2	B	800	ADP	N3-C2-N1	-6.65	123.65	128.87

Continued on next page...

Continued from previous page...

Mol	Chain	Res	Type	Atoms	Z	Observed(°)	Ideal(°)
2	F	800	ADP	N3-C2-N1	-6.59	123.69	128.87
2	I	800	ADP	N3-C2-N1	-6.07	124.11	128.87
2	G	800	ADP	N3-C2-N1	-5.88	124.25	128.87
2	H	800	ADP	N3-C2-N1	-5.79	124.33	128.87
2	D	800	ADP	N3-C2-N1	-4.59	125.26	128.87
2	J	800	ADP	N3-C2-N1	-4.39	125.43	128.87
2	H	800	ADP	O2B-PB-O1B	-4.12	97.19	110.63
2	J	800	ADP	O5'-PA-O1A	-3.29	95.76	109.21
2	D	800	ADP	O5'-PA-O1A	-3.07	96.63	109.21
2	G	800	ADP	O2A-PA-O5'	-2.90	94.42	108.24
2	L	800	ADP	O4'-C4'-C3'	2.00	109.22	105.16
2	D	800	ADP	O2'-C2'-C3'	2.02	118.37	111.86
2	C	800	ADP	C2'-C3'-C4'	2.02	106.77	102.64
2	D	800	ADP	C4'-O4'-C1'	2.02	111.79	109.64
2	B	800	ADP	O5'-PA-O1A	2.05	117.62	109.21
2	J	800	ADP	O2B-PB-O1B	2.07	117.37	110.63
2	E	800	ADP	C2-N1-C6	2.10	122.52	118.77
2	C	800	ADP	O2B-PB-O1B	2.12	117.55	110.63
2	B	800	ADP	N6-C6-N1	2.12	122.08	118.52
2	A	800	ADP	O4'-C4'-C3'	2.14	109.50	105.16
2	D	800	ADP	O5'-C5'-C4'	2.21	117.05	109.09
2	H	800	ADP	O2A-PA-O1A	2.21	124.05	112.56
2	J	800	ADP	C2'-C3'-C4'	2.28	107.30	102.64
2	I	800	ADP	O3B-PB-O1B	2.32	118.19	110.63
2	J	800	ADP	N6-C6-N1	2.32	122.41	118.52
2	J	800	ADP	O3B-PB-O1B	2.33	118.22	110.63
2	D	800	ADP	O2A-PA-O5'	2.37	119.53	108.24
2	B	800	ADP	O3B-PB-O2B	2.37	116.16	107.44
2	D	800	ADP	N6-C6-N1	2.38	122.50	118.52
2	I	800	ADP	O4'-C1'-N9	2.38	112.61	108.11
2	L	800	ADP	O3B-PB-O1B	2.40	118.47	110.63
2	I	800	ADP	O5'-C5'-C4'	2.46	117.96	109.09
2	A	800	ADP	O2A-PA-O3A	2.55	116.20	105.27
2	H	800	ADP	O3B-PB-O2B	2.55	116.82	107.44
2	F	800	ADP	O5'-PA-O1A	2.56	119.68	109.21
2	G	800	ADP	O3B-PB-O2B	2.57	116.88	107.44
2	F	800	ADP	O3B-PB-O2B	2.61	117.02	107.44
2	I	800	ADP	O2A-PA-O5'	2.64	120.82	108.24
2	D	800	ADP	O2B-PB-O1B	2.69	119.41	110.63
2	J	800	ADP	O2'-C2'-C3'	2.70	120.59	111.86
2	J	800	ADP	O2A-PA-O5'	2.80	121.59	108.24
2	C	800	ADP	C4'-O4'-C1'	3.04	112.86	109.64

Continued on next page...

Continued from previous page...

Mol	Chain	Res	Type	Atoms	Z	Observed(°)	Ideal(°)
2	J	800	ADP	C4'-O4'-C1'	3.24	113.08	109.64
2	A	800	ADP	O3B-PB-O2B	3.89	121.72	107.44
2	H	800	ADP	O3B-PB-O1B	4.43	125.10	110.63

There are no chirality outliers.

There are no torsion outliers.

There are no ring outliers.

12 monomers are involved in 47 short contacts:

Mol	Chain	Res	Type	Clashes	Symm-Clashes
2	A	800	ADP	3	0
2	B	800	ADP	6	0
2	C	800	ADP	4	0
2	D	800	ADP	2	0
2	E	800	ADP	3	0
2	F	800	ADP	4	0
2	G	800	ADP	3	0
2	H	800	ADP	6	0
2	I	800	ADP	6	0
2	J	800	ADP	2	0
2	K	800	ADP	4	0
2	L	800	ADP	4	0

5.7 Other polymers [i](#)

There are no such residues in this entry.

5.8 Polymer linkage issues [i](#)

There are no chain breaks in this entry.

6 Fit of model and data ⓘ

6.1 Protein, DNA and RNA chains ⓘ

In the following table, the column labelled ‘#RSRZ> 2’ contains the number (and percentage) of RSRZ outliers, followed by percent RSRZ outliers for the chain as percentile scores relative to all X-ray entries and entries of similar resolution. The OWAB column contains the minimum, median, 95th percentile and maximum values of the occupancy-weighted average B-factor per residue. The column labelled ‘Q< 0.9’ lists the number of (and percentage) of residues with an average occupancy less than 0.9.

Mol	Chain	Analysed	<RSRZ>	#RSRZ>2	OWAB(Å ²)	Q<0.9
1	A	440/489 (89%)	0.04	3 (0%) 89 81	68, 120, 178, 241	0
1	B	438/489 (89%)	0.11	16 (3%) 45 31	69, 127, 192, 285	0
1	C	438/489 (89%)	0.54	45 (10%) 9 6	84, 157, 219, 330	0
1	D	439/489 (89%)	0.15	14 (3%) 51 36	79, 134, 192, 281	0
1	E	438/489 (89%)	0.57	45 (10%) 9 6	95, 161, 226, 269	0
1	F	438/489 (89%)	0.27	35 (7%) 15 9	82, 141, 198, 301	0
1	G	438/489 (89%)	0.17	21 (4%) 34 23	81, 139, 198, 298	0
1	H	439/489 (89%)	0.24	23 (5%) 31 21	78, 144, 217, 299	0
1	I	439/489 (89%)	0.14	17 (3%) 43 30	81, 138, 195, 302	0
1	J	441/489 (90%)	0.38	43 (9%) 10 6	87, 150, 202, 272	0
1	K	439/489 (89%)	-0.01	11 (2%) 61 45	71, 120, 180, 296	0
1	L	438/489 (89%)	-0.07	5 (1%) 82 70	70, 117, 176, 252	0
All	All	5265/5868 (89%)	0.21	278 (5%) 30 20	68, 136, 204, 330	0

All (278) RSRZ outliers are listed below:

Mol	Chain	Res	Type	RSRZ
1	B	21	ASN	6.2
1	C	116	VAL	6.1
1	J	66	GLU	5.6
1	G	432	LEU	4.9
1	K	21	ASN	4.8
1	E	174	CYS	4.7
1	E	173	TYR	4.7
1	E	282	SER	4.6
1	E	431	ASP	4.6
1	E	21	ASN	4.6
1	C	168	THR	4.6

Continued on next page...

Continued from previous page...

Mol	Chain	Res	Type	RSRZ
1	J	174	CYS	4.5
1	J	175	ILE	4.5
1	C	139	PHE	4.3
1	C	108	VAL	4.3
1	C	151	ILE	4.2
1	J	100	ILE	4.1
1	K	432	LEU	4.0
1	J	68	VAL	4.0
1	E	172	PRO	3.9
1	J	101	SER	3.9
1	J	173	TYR	3.9
1	J	435	GLU	3.8
1	J	150	ASP	3.8
1	H	459	SER	3.8
1	C	117	LEU	3.8
1	B	102	ILE	3.8
1	J	109	LYS	3.7
1	D	437	ILE	3.7
1	C	164	LYS	3.7
1	D	113	ARG	3.6
1	C	83	ARG	3.6
1	G	42	SER	3.6
1	G	75	ASP	3.5
1	F	116	VAL	3.5
1	E	198	LEU	3.5
1	F	179	ASP	3.5
1	E	108	VAL	3.5
1	C	432	LEU	3.5
1	J	434	ASP	3.5
1	E	146	ILE	3.5
1	F	175	ILE	3.4
1	G	43	GLN	3.4
1	K	434	ASP	3.4
1	E	230	PHE	3.3
1	B	100	ILE	3.3
1	E	126	ILE	3.3
1	J	102	ILE	3.3
1	I	134	TYR	3.3
1	C	41	LEU	3.3
1	H	102	ILE	3.3
1	C	405	GLY	3.3
1	G	433	GLU	3.3

Continued on next page...

Continued from previous page...

Mol	Chain	Res	Type	RSRZ
1	C	115	HIS	3.3
1	E	102	ILE	3.3
1	F	113	ARG	3.2
1	F	435	GLU	3.2
1	E	279	ALA	3.2
1	B	23	PRO	3.2
1	F	176	VAL	3.2
1	C	24	ASN	3.2
1	E	58	LEU	3.2
1	I	179	ASP	3.2
1	L	437	ILE	3.2
1	G	99	VAL	3.1
1	E	109	LYS	3.1
1	C	73	SER	3.1
1	E	164	LYS	3.1
1	E	22	ARG	3.0
1	F	166	VAL	3.0
1	C	100	ILE	3.0
1	A	174	CYS	3.0
1	C	94	VAL	3.0
1	C	423	ILE	3.0
1	J	70	ILE	3.0
1	J	433	GLU	3.0
1	D	430	ILE	3.0
1	G	437	ILE	3.0
1	E	169	ASP	3.0
1	C	173	TYR	3.0
1	C	172	PRO	3.0
1	E	193	ASP	3.0
1	G	431	ASP	3.0
1	H	134	TYR	3.0
1	I	437	ILE	2.9
1	E	49	LEU	2.9
1	J	59	LEU	2.9
1	C	114	ILE	2.9
1	E	434	ASP	2.9
1	F	172	PRO	2.9
1	A	460	ASN	2.9
1	H	80	GLU	2.9
1	B	101	SER	2.9
1	J	110	TYR	2.8
1	L	428	ASP	2.8

Continued on next page...

Continued from previous page...

Mol	Chain	Res	Type	RSRZ
1	J	64	ARG	2.8
1	F	182	ILE	2.8
1	F	117	LEU	2.8
1	J	92	LEU	2.8
1	J	176	VAL	2.8
1	J	21	ASN	2.8
1	C	63	LYS	2.8
1	H	434	ASP	2.8
1	E	24	ASN	2.8
1	J	23	PRO	2.8
1	J	67	ALA	2.7
1	G	78	SER	2.7
1	J	69	CYS	2.7
1	D	426	LYS	2.7
1	F	109	LYS	2.7
1	F	128	GLY	2.7
1	B	24	ASN	2.7
1	E	113	ARG	2.7
1	G	26	LEU	2.7
1	I	433	GLU	2.7
1	J	58	LEU	2.7
1	H	103	GLN	2.7
1	E	114	ILE	2.7
1	E	25	ARG	2.6
1	H	81	LYS	2.6
1	H	426	LYS	2.6
1	C	40	SER	2.6
1	F	108	VAL	2.6
1	H	27	ILE	2.6
1	G	41	LEU	2.6
1	K	431	ASP	2.6
1	K	435	GLU	2.6
1	F	114	ILE	2.6
1	I	70	ILE	2.6
1	E	284	SER	2.6
1	J	99	VAL	2.6
1	H	26	LEU	2.6
1	K	40	SER	2.6
1	I	43	GLN	2.6
1	C	431	ASP	2.6
1	F	110	TYR	2.6
1	F	354	ASP	2.6

Continued on next page...

Continued from previous page...

Mol	Chain	Res	Type	RSRZ
1	F	437	ILE	2.5
1	J	62	LYS	2.5
1	B	22	ARG	2.5
1	K	41	LEU	2.5
1	L	27	ILE	2.5
1	C	165	VAL	2.5
1	F	134	TYR	2.5
1	G	73	SER	2.5
1	H	427	MET	2.5
1	C	92	LEU	2.5
1	D	155	ARG	2.5
1	C	109	LYS	2.5
1	F	115	HIS	2.5
1	F	165	VAL	2.5
1	J	152	PHE	2.5
1	B	173	TYR	2.5
1	G	79	ASP	2.4
1	G	418	ALA	2.4
1	E	45	LYS	2.4
1	D	134	TYR	2.4
1	H	126	ILE	2.4
1	J	39	VAL	2.4
1	E	112	LYS	2.4
1	B	27	ILE	2.4
1	E	145	PRO	2.4
1	C	148	LYS	2.4
1	J	108	VAL	2.4
1	J	437	ILE	2.4
1	F	70	ILE	2.4
1	C	150	ASP	2.4
1	F	434	ASP	2.4
1	D	440	GLU	2.4
1	C	107	ASP	2.4
1	I	72	LEU	2.4
1	E	281	GLU	2.4
1	I	432	LEU	2.4
1	E	67	ALA	2.4
1	I	71	VAL	2.4
1	C	111	GLY	2.3
1	F	174	CYS	2.3
1	B	82	ILE	2.3
1	H	174	CYS	2.3

Continued on next page...

Continued from previous page...

Mol	Chain	Res	Type	RSRZ
1	B	427	MET	2.3
1	D	158	MET	2.3
1	B	169	ASP	2.3
1	C	134	TYR	2.3
1	G	53	ARG	2.3
1	C	39	VAL	2.3
1	F	135	LEU	2.3
1	G	76	THR	2.3
1	G	102	ILE	2.3
1	B	60	LYS	2.3
1	H	82	ILE	2.3
1	C	82	ILE	2.3
1	G	406	HIS	2.3
1	D	428	ASP	2.3
1	D	417	GLU	2.3
1	I	41	LEU	2.3
1	J	146	ILE	2.3
1	E	354	ASP	2.3
1	G	402	GLU	2.3
1	J	436	THR	2.3
1	E	166	VAL	2.3
1	J	37	SER	2.3
1	E	107	ASP	2.3
1	F	169	ASP	2.3
1	I	80	GLU	2.3
1	J	151	ILE	2.3
1	E	285	ASN	2.2
1	F	168	THR	2.2
1	H	25	ARG	2.2
1	C	50	GLN	2.2
1	J	143	TYR	2.2
1	K	72	LEU	2.2
1	J	168	THR	2.2
1	C	145	PRO	2.2
1	K	433	GLU	2.2
1	F	126	ILE	2.2
1	J	235	VAL	2.2
1	F	180	THR	2.2
1	H	21	ASN	2.2
1	E	115	HIS	2.2
1	I	165	VAL	2.2
1	C	110	TYR	2.2

Continued on next page...

Continued from previous page...

Mol	Chain	Res	Type	RSRZ
1	C	102	ILE	2.2
1	D	157	GLY	2.2
1	J	57	VAL	2.2
1	B	99	VAL	2.2
1	J	172	PRO	2.2
1	F	150	ASP	2.2
1	I	82	ILE	2.2
1	F	130	LEU	2.2
1	I	431	ASP	2.2
1	C	138	TYR	2.2
1	I	39	VAL	2.2
1	L	452	PHE	2.2
1	I	108	VAL	2.2
1	F	139	PHE	2.2
1	G	452	PHE	2.2
1	C	169	ASP	2.1
1	E	235	VAL	2.1
1	C	176	VAL	2.1
1	B	293	ALA	2.1
1	E	165	VAL	2.1
1	G	45	LYS	2.1
1	C	128	GLY	2.1
1	C	95	ARG	2.1
1	D	432	LEU	2.1
1	B	26	LEU	2.1
1	F	49	LEU	2.1
1	J	164	LYS	2.1
1	E	229	LEU	2.1
1	E	286	LEU	2.1
1	J	91	ASN	2.1
1	J	162	GLU	2.1
1	F	41	LEU	2.1
1	C	105	CYS	2.1
1	H	31	ALA	2.1
1	H	433	GLU	2.1
1	F	173	TYR	2.1
1	K	102	ILE	2.1
1	J	145	PRO	2.1
1	L	41	LEU	2.1
1	C	153	LEU	2.1
1	H	69	CYS	2.1
1	H	41	LEU	2.1

Continued on next page...

Continued from previous page...

Mol	Chain	Res	Type	RSRZ
1	K	73	SER	2.1
1	C	167	GLU	2.1
1	E	139	PHE	2.1
1	F	112	LYS	2.0
1	E	153	LEU	2.0
1	E	27	ILE	2.0
1	H	51	LEU	2.0
1	H	40	SER	2.0
1	D	434	ASP	2.0
1	E	168	THR	2.0
1	A	145	PRO	2.0
1	D	109	LYS	2.0
1	I	102	ILE	2.0
1	E	116	VAL	2.0
1	H	99	VAL	2.0

6.2 Non-standard residues in protein, DNA, RNA chains [i](#)

There are no non-standard protein/DNA/RNA residues in this entry.

6.3 Carbohydrates [i](#)

There are no carbohydrates in this entry.

6.4 Ligands [i](#)

In the following table, the Atoms column lists the number of modelled atoms in the group and the number defined in the chemical component dictionary. LLDF column lists the quality of electron density of the group with respect to its neighbouring residues in protein, DNA or RNA chains. The B-factors column lists the minimum, median, 95th percentile and maximum values of B factors of atoms in the group. The column labelled 'Q< 0.9' lists the number of atoms with occupancy less than 0.9.

Mol	Type	Chain	Res	Atoms	RSCC	RSR	LLDF	B-factors(Å ²)	Q<0.9
2	ADP	L	800	27/27	0.91	0.27	0.27	63,67,71,72	0
2	ADP	F	800	27/27	0.93	0.25	0.27	81,89,92,95	0
2	ADP	K	800	27/27	0.93	0.25	0.16	68,80,84,85	0
2	ADP	C	800	27/27	0.91	0.25	0.09	73,89,104,105	0
2	ADP	I	800	27/27	0.93	0.24	0.08	85,91,94,96	0
2	ADP	B	800	27/27	0.94	0.24	-0.10	67,70,72,75	0

Continued on next page...

Continued from previous page...

Mol	Type	Chain	Res	Atoms	RSCC	RSR	LLDF	B-factors(\AA^2)	Q<0.9
2	ADP	A	800	27/27	0.94	0.24	-0.12	67,70,80,82	0
2	ADP	H	800	27/27	0.94	0.22	-0.39	69,73,77,80	0
2	ADP	E	800	27/27	0.93	0.23	-0.39	98,100,111,114	0
2	ADP	G	800	27/27	0.94	0.23	-0.45	75,79,83,85	0
2	ADP	D	800	27/27	0.94	0.20	-0.65	85,92,99,100	0
2	ADP	J	800	27/27	0.94	0.20	-0.74	88,91,108,110	0

6.5 Other polymers [i](#)

There are no such residues in this entry.