



Full wwPDB X-ray Structure Validation Report ⓘ

Feb 1, 2016 – 01:44 AM GMT

PDB ID : 2E2H
Title : RNA polymerase II elongation complex at 5 mM Mg²⁺ with GTP
Authors : Wang, D.; Bushnell, D.A.; Westover, K.D.; Kaplan, C.D.; Kornberg, R.D.
Deposited on : 2006-11-14
Resolution : 3.95 Å(reported)

This is a Full wwPDB X-ray Structure Validation Report for a publicly released PDB entry.
We welcome your comments at validation@mail.wwpdb.org
A user guide is available at
<http://wwpdb.org/validation/2016/XrayValidationReportHelp>
with specific help available everywhere you see the ⓘ symbol.

The following versions of software and data (see [references ⓘ](#)) were used in the production of this report:

MolProbity : 4.02b-467
Mogul : 1.7 (RC4), CSD as536be (2015)
Xtriage (Phenix) : 1.9-1692
EDS : rb-20026688
Percentile statistics : 20151230.v01 (using entries in the PDB archive December 30th 2015)
Refmac : 5.8.0135
CCP4 : 6.5.0
Ideal geometry (proteins) : Engh & Huber (2001)
Ideal geometry (DNA, RNA) : Parkinson et al. (1996)
Validation Pipeline (wwPDB-VP) : trunk26865

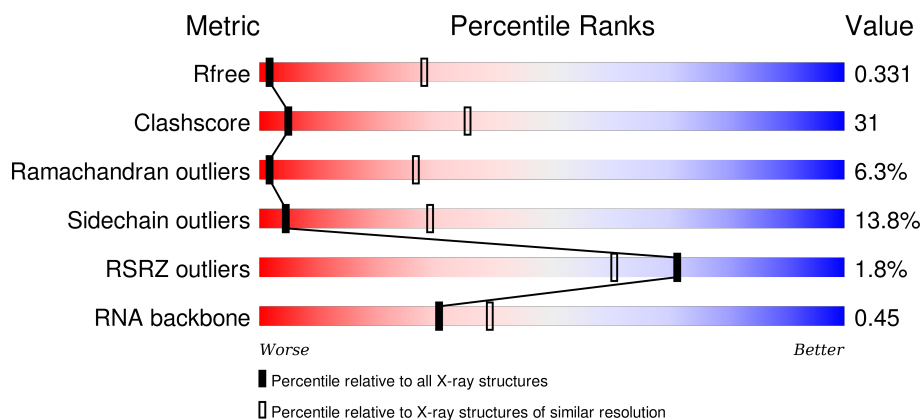
1 Overall quality at a glance i

The following experimental techniques were used to determine the structure:

X-RAY DIFFRACTION

The reported resolution of this entry is 3.95 Å.

Percentile scores (ranging between 0-100) for global validation metrics of the entry are shown in the following graphic. The table shows the number of entries on which the scores are based.



Metric	Whole archive (#Entries)	Similar resolution (#Entries, resolution range(Å))
R_{free}	91344	1011 (4.38-3.54)
Clashscore	102246	1025 (4.32-3.60)
Ramachandran outliers	100387	1008 (4.34-3.58)
Sidechain outliers	100360	1027 (4.36-3.56)
RSRZ outliers	91569	1015 (4.38-3.54)
RNA backbone	2183	1079 (5.04-2.80)

The table below summarises the geometric issues observed across the polymeric chains and their fit to the electron density. The red, orange, yellow and green segments on the lower bar indicate the fraction of residues that contain outliers for ≥ 3 , 2, 1 and 0 types of geometric quality criteria. A grey segment represents the fraction of residues that are not modelled. The numeric value for each fraction is indicated below the corresponding segment, with a dot representing fractions $\leq 5\%$. The upper red bar (where present) indicates the fraction of residues that have poor fit to the electron density. The numeric value is given above the bar.

Mol	Chain	Length	Quality of chain
1	R	10	<div> <div>20%</div> <div>70%</div> <div>10%</div> </div>
2	T	28	<div> <div>11%</div> <div>43%</div> <div>36%</div> <div>21%</div> </div>
3	N	14	<div> <div>71%</div> <div>29%</div> </div>
4	A	1733	<div> <div>2%</div> <div>41%</div> <div>29%</div> <div>9%</div> <div>19%</div> </div>

Continued on next page...

Continued from previous page...

Mol	Chain	Length	Quality of chain
5	B	1224	<p>2% 49% 32% 7% 10%</p>
6	C	318	<p>% 53% 28% 16%</p>
7	E	215	<p>2% 54% 30% 5% 10%</p>
8	F	155	<p>32% 15% 6% 46%</p>
9	H	146	<p>44% 28% 8% 12% 9%</p>
10	I	122	<p>2% 38% 35% 15% 10% 5%</p>
11	J	70	<p>50% 31% 11% 7%</p>
12	K	120	<p>% 68% 23% 5%</p>
13	L	70	<p>% 33% 23% 7% 34%</p>

2 Entry composition [i](#)

There are 16 unique types of molecules in this entry. The entry contains 29003 atoms, of which 0 are hydrogens and 0 are deuteriums.

In the tables below, the ZeroOcc column contains the number of atoms modelled with zero occupancy, the AltConf column contains the number of residues with at least one atom in alternate conformation and the Trace column contains the number of residues modelled with at most 2 atoms.

- Molecule 1 is a RNA chain called 5'-R(*AP*UP*CP*GP*AP*GP*AP*GP*GP*A)-3'.

Mol	Chain	Residues	Atoms					ZeroOcc	AltConf	Trace
1	R	10	Total	C	N	O	P	0	0	0
			216	98	45	64	9			

- Molecule 2 is a DNA chain called 28-MER DNA template strand.

Mol	Chain	Residues	Atoms					ZeroOcc	AltConf	Trace
2	T	28	Total	C	N	O	P	0	0	0
			564	270	102	165	27			

- Molecule 3 is a DNA chain called 5'-D(*CP*TP*GP*CP*TP*TP*AP*TP*CP*GP*GP*TP*AP*G)-3'.

Mol	Chain	Residues	Atoms					ZeroOcc	AltConf	Trace
3	N	14	Total	C	N	O	P	0	0	0
			284	137	49	85	13			

- Molecule 4 is a protein called DNA-directed RNA polymerase II largest subunit.

Mol	Chain	Residues	Atoms					ZeroOcc	AltConf	Trace
4	A	1398	Total	C	N	O	S	0	0	0
			10984	6930	1924	2069	61			

- Molecule 5 is a protein called DNA-directed RNA polymerase II 140 kDa polypeptide.

Mol	Chain	Residues	Atoms					ZeroOcc	AltConf	Trace
5	B	1096	Total	C	N	O	S	0	0	0
			8701	5508	1518	1620	55			

- Molecule 6 is a protein called DNA-directed RNA polymerase II 45 kDa polypeptide.

Mol	Chain	Residues	Atoms					ZeroOcc	AltConf	Trace
6	C	266	Total	C	N	O	S	0	0	0
			2095	1317	348	417	13			

- Molecule 7 is a protein called DNA-directed RNA polymerases I, II, and III 27 kDa polypeptide.

Mol	Chain	Residues	Atoms					ZeroOcc	AltConf	Trace
7	E	193	Total	C	N	O	S	0	0	0
			1594	1016	283	287	8			

- Molecule 8 is a protein called DNA-directed RNA polymerases I, II, and III 23 kDa polypeptide.

Mol	Chain	Residues	Atoms					ZeroOcc	AltConf	Trace
8	F	83	Total	C	N	O	S	0	0	0
			670	428	114	125	3			

- Molecule 9 is a protein called DNA-directed RNA polymerases I, II, and III 14.5 kDa polypeptide.

Mol	Chain	Residues	Atoms					ZeroOcc	AltConf	Trace
9	H	133	Total	C	N	O	S	0	0	0
			1068	673	180	211	4			

- Molecule 10 is a protein called DNA-directed RNA polymerase II subunit 9.

Mol	Chain	Residues	Atoms					ZeroOcc	AltConf	Trace
10	I	119	Total	C	N	O	S	0	0	0
			971	596	179	186	10			

- Molecule 11 is a protein called DNA-directed RNA polymerases I/II/III subunit 10.

Mol	Chain	Residues	Atoms					ZeroOcc	AltConf	Trace
11	J	65	Total	C	N	O	S	0	0	0
			532	339	93	94	6			

- Molecule 12 is a protein called DNA-directed RNA polymerase II 13.6 kDa polypeptide.

Mol	Chain	Residues	Atoms					ZeroOcc	AltConf	Trace
12	K	114	Total	C	N	O	S	0	0	0
			919	590	156	171	2			

- Molecule 13 is a protein called DNA-directed RNA polymerases I, II, and III 7.7 kDa polypep-

tide.

Mol	Chain	Residues	Atoms					ZeroOcc	AltConf	Trace
13	L	46	Total	C	N	O	S	0	0	0
			363	224	72	63	4			

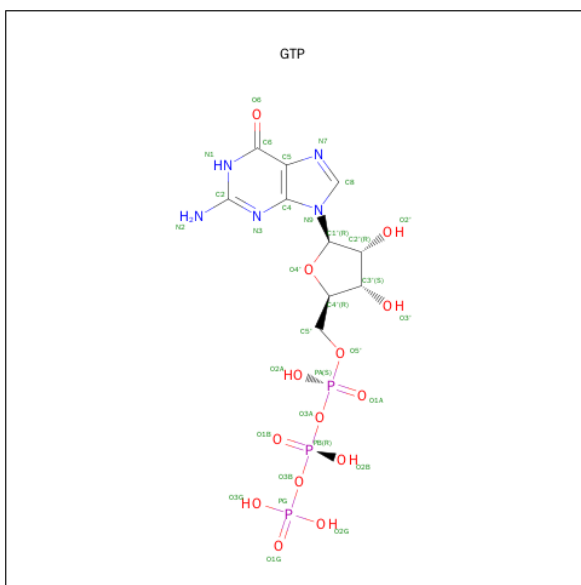
- Molecule 14 is ZINC ION (three-letter code: ZN) (formula: Zn).

Mol	Chain	Residues	Atoms		ZeroOcc	AltConf
14	J	1	Total	Zn	0	0
			1	1		
14	B	1	Total	Zn	0	0
			1	1		
14	I	2	Total	Zn	0	0
			2	2		
14	C	1	Total	Zn	0	0
			1	1		
14	A	2	Total	Zn	0	0
			2	2		
14	L	1	Total	Zn	0	0
			1	1		

- Molecule 15 is MAGNESIUM ION (three-letter code: MG) (formula: Mg).

Mol	Chain	Residues	Atoms		ZeroOcc	AltConf
15	A	2	Total	Mg	0	0
			2	2		

- Molecule 16 is GUANOSINE-5'-TRIPHOSPHATE (three-letter code: GTP) (formula: C₁₀H₁₆N₅O₁₄P₃).




Mol	Chain	Residues	Atoms					ZeroOcc	AltConf
16	T	1	Total	C	N	O	P	0	0
			32	10	5	14	3		

3 Residue-property plots [i](#)

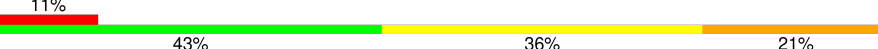
These plots are drawn for all protein, RNA and DNA chains in the entry. The first graphic for a chain summarises the proportions of errors displayed in the second graphic. The second graphic shows the sequence view annotated by issues in geometry and electron density. Residues are color-coded according to the number of geometric quality criteria for which they contain at least one outlier: green = 0, yellow = 1, orange = 2 and red = 3 or more. A red dot above a residue indicates a poor fit to the electron density (RSRZ > 2). Stretches of 2 or more consecutive residues without any outlier are shown as a green connector. Residues present in the sample, but not in the model, are shown in grey.

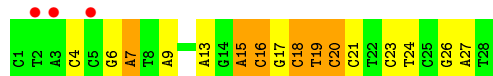
- Molecule 1: 5'-R(*AP*UP*CP*GP*AP*GP*AP*GP*GP*A)-3'

Chain R: 



- Molecule 2: 28-MER DNA template strand

Chain T: 




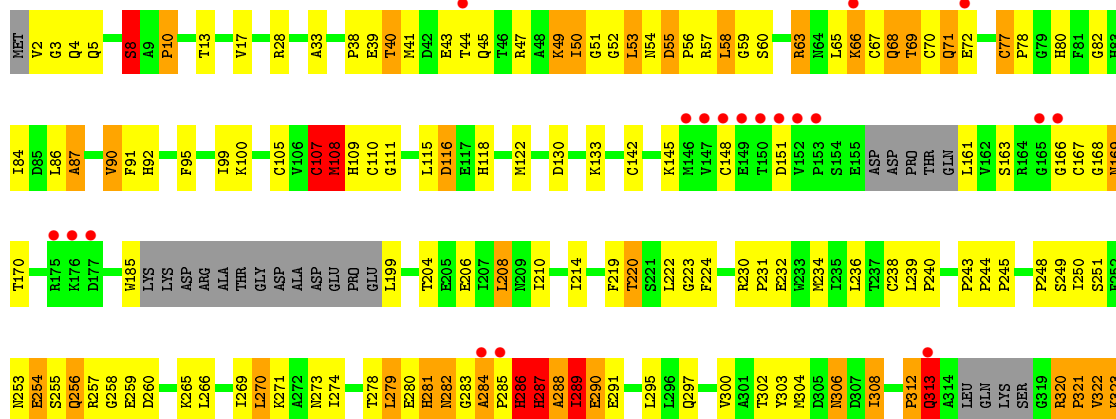
- Molecule 3: 5'-D(*CP*TP*GP*CP*TP*TP*AP*TP*CP*GP*GP*TP*AP*G)-3'

Chain N: 



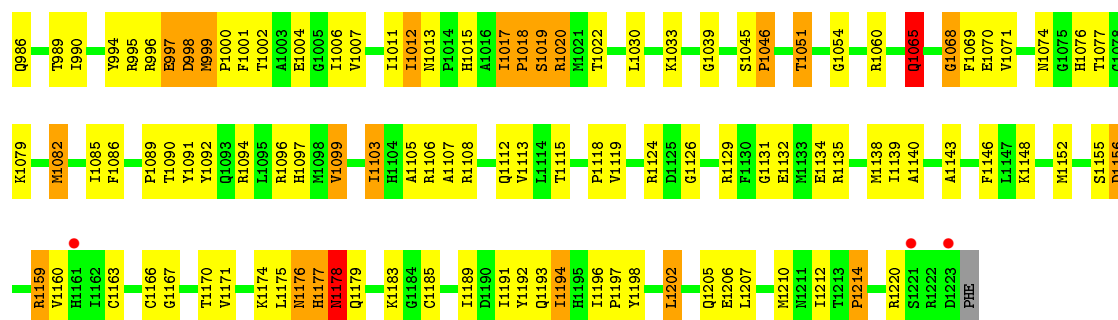
- Molecule 4: DNA-directed RNA polymerase II largest subunit

Chain A: 

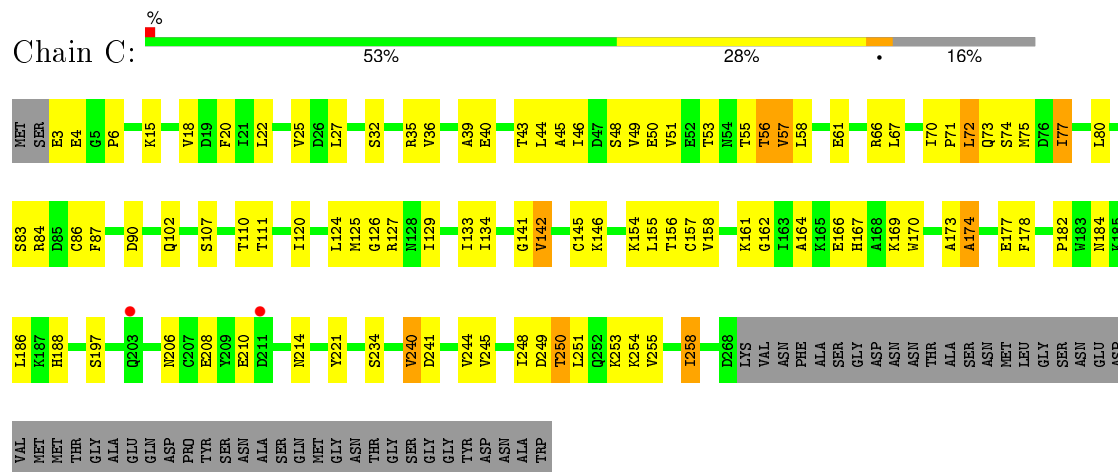


[illegible]

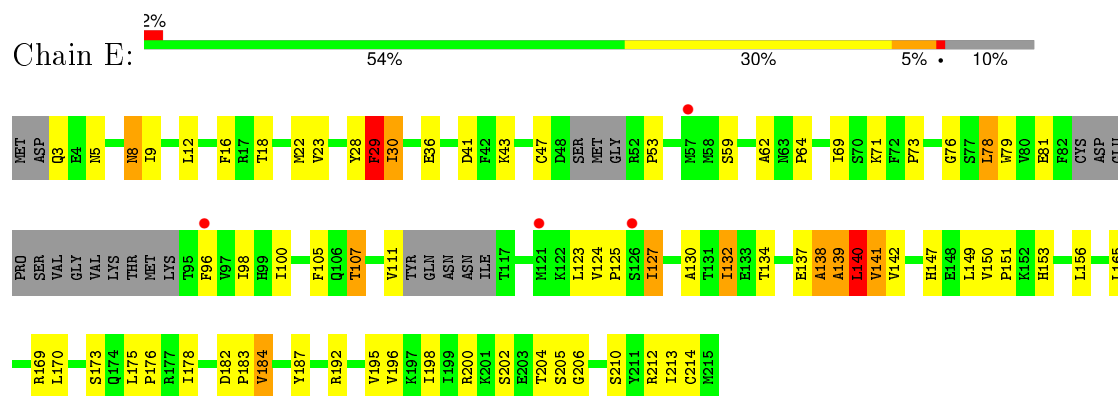




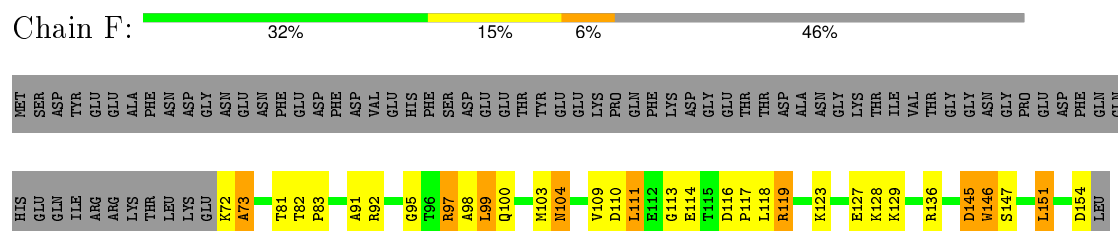
- Molecule 6: DNA-directed RNA polymerase II 45 kDa polypeptide



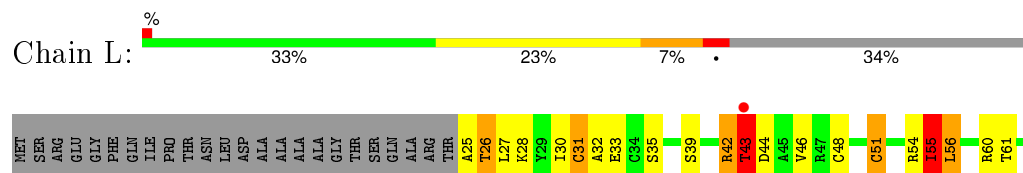
- Molecule 7: DNA-directed RNA polymerases I, II, and III 27 kDa polypeptide



- Molecule 8: DNA-directed RNA polymerases I, II, and III 23 kDa polypeptide



- Molecule 9: DNA-directed RNA polymerases I, II, and III 14.5 kDa polypeptide



4 Data and refinement statistics

Property	Value	Source
Space group	C 1 2 1	Depositor
Cell constants a, b, c, α , β , γ	171.11Å 222.00Å 195.16Å 90.00° 102.61° 90.00°	Depositor
Resolution (Å)	45.08 – 3.95 44.48 – 3.95	Depositor EDS
% Data completeness (in resolution range)	97.8 (45.08-3.95) 97.8 (44.48-3.95)	Depositor EDS
R_{merge}	(Not available)	Depositor
R_{sym}	0.14	Depositor
$\langle I/\sigma(I) \rangle$ ¹	3.29 (at 4.00Å)	Xtriage
Refinement program	REFMAC 5.2.0019	Depositor
R, R_{free}	0.290 , 0.368 0.270 , 0.331	Depositor DCC
R_{free} test set	3078 reflections (5.34%)	DCC
Wilson B-factor (Å ²)	115.3	Xtriage
Anisotropy	0.044	Xtriage
Bulk solvent k_{sol} (e/Å ³), B_{sol} (Å ²)	0.26 , 51.0	EDS
Estimated twinning fraction	No twinning to report.	Xtriage
L-test for twinning ²	$\langle L \rangle = 0.43$, $\langle L^2 \rangle = 0.26$	Xtriage
Outliers	1 of 60713 reflections (0.002%)	Xtriage
F_o, F_c correlation	0.88	EDS
Total number of atoms	29003	wwPDB-VP
Average B, all atoms (Å ²)	127.0	wwPDB-VP

Xtriage's analysis on translational NCS is as follows: *The largest off-origin peak in the Patterson function is 2.91% of the height of the origin peak. No significant pseudotranslation is detected.*

¹Intensities estimated from amplitudes.

²Theoretical values of $\langle |L| \rangle$, $\langle L^2 \rangle$ for acentric reflections are 0.5, 0.375 respectively for untwinned datasets, and 0.333, 0.2 for perfectly twinned datasets.

5 Model quality [i](#)

5.1 Standard geometry [i](#)

Bond lengths and bond angles in the following residue types are not validated in this section: GTP, ZN, MG

The Z score for a bond length (or angle) is the number of standard deviations the observed value is removed from the expected value. A bond length (or angle) with $|Z| > 5$ is considered an outlier worth inspection. RMSZ is the root-mean-square of all Z scores of the bond lengths (or angles).

Mol	Chain	Bond lengths		Bond angles	
		RMSZ	$\# Z > 5$	RMSZ	$\# Z > 5$
1	R	0.79	0/243	1.38	1/378 (0.3%)
2	T	0.86	0/631	1.55	8/970 (0.8%)
3	N	0.80	0/317	1.44	2/488 (0.4%)
4	A	0.43	0/11180	0.59	0/15117
5	B	0.45	0/8866	0.59	0/11956
6	C	0.41	0/2133	0.58	0/2891
7	E	0.47	0/1625	0.57	0/2182
8	F	0.43	0/682	0.55	0/922
9	H	0.45	0/1086	0.60	0/1470
10	I	0.44	0/989	0.57	0/1331
11	J	0.38	0/541	0.58	0/727
12	K	0.44	0/937	0.59	0/1265
13	L	0.41	0/365	0.59	0/485
All	All	0.46	0/29595	0.65	11/40182 (0.0%)

Chiral center outliers are detected by calculating the chiral volume of a chiral center and verifying if the center is modelled as a planar moiety or with the opposite hand. A planarity outlier is detected by checking planarity of atoms in a peptide group, atoms in a mainchain group or atoms of a sidechain that are expected to be planar.

Mol	Chain	#Chirality outliers	#Planarity outliers
4	A	0	42
5	B	0	26
7	E	0	2
9	H	0	14
10	I	0	15
12	K	0	1
13	L	0	2
All	All	0	102

There are no bond length outliers.

All (11) bond angle outliers are listed below:

Mol	Chain	Res	Type	Atoms	Z	Observed(°)	Ideal(°)
2	T	23	DC	O4'-C4'-C3'	-7.34	101.56	104.50
2	T	15	DA	P-O3'-C3'	6.80	127.86	119.70
2	T	16	DC	O4'-C1'-N1	6.46	112.52	108.00
2	T	7	DA	O4'-C1'-N9	6.33	112.43	108.00
3	N	1	DC	O4'-C1'-N1	5.84	112.09	108.00
2	T	19	DT	C6-C5-C7	-5.49	119.61	122.90
2	T	18	DC	O4'-C4'-C3'	-5.34	102.36	104.50
2	T	20	DC	C4'-C3'-C2'	-5.31	98.33	103.10
3	N	11	DG	C1'-O4'-C4'	-5.22	104.88	110.10
2	T	4	DC	O4'-C1'-N1	5.17	111.62	108.00
1	R	9	G	O4'-C1'-N9	5.01	112.20	108.20

There are no chirality outliers.

All (102) planarity outliers are listed below:

Mol	Chain	Res	Type	Group
4	A	1068	ALA	Peptide
4	A	1069	ALA	Peptide
4	A	107	CYS	Peptide
4	A	1070	GLN	Peptide
4	A	1071	SER	Peptide
4	A	1079	MET	Peptide
4	A	108	MET	Peptide
4	A	1081	LEU	Peptide
4	A	1082	ASN	Peptide
4	A	1083	THR	Peptide
4	A	1084	PHE	Peptide
4	A	1089	VAL	Peptide
4	A	1091	SER	Peptide
4	A	1093	LYS	Peptide
4	A	1152	ILE	Peptide
4	A	1155	ASP	Peptide
4	A	1156	PRO	Peptide
4	A	1158	PRO	Peptide
4	A	1159	ARG	Peptide
4	A	1162	VAL	Peptide
4	A	1163	ILE	Peptide
4	A	1171	GLN	Peptide
4	A	1197	LEU	Peptide
4	A	166	GLY	Peptide
4	A	256	GLN	Peptide

Continued on next page...

Continued from previous page...

Mol	Chain	Res	Type	Group
4	A	257	ARG	Peptide
4	A	258	GLY	Peptide
4	A	286	HIS	Peptide
4	A	287	HIS	Peptide
4	A	288	ALA	Peptide
4	A	289	ILE	Peptide
4	A	383	TYR	Peptide
4	A	398	GLU	Peptide
4	A	451	HIS	Peptide
4	A	701	LEU	Peptide
4	A	705	LYS	Peptide
4	A	707	GLY	Peptide
4	A	709	THR	Peptide
4	A	8	SER	Peptide
4	A	975	HIS	Peptide
4	A	976	THR	Peptide
4	A	977	LYS	Peptide
5	B	1018	PRO	Peptide
5	B	1019	SER	Peptide
5	B	1065	GLN	Peptide
5	B	1068	GLY	Peptide
5	B	1176	ASN	Peptide
5	B	1177	HIS	Peptide
5	B	1178	ASN	Peptide
5	B	182	SER	Peptide
5	B	183	GLU	Peptide
5	B	184	ALA	Peptide
5	B	229	ALA	Peptide
5	B	231	PRO	Peptide
5	B	327	ARG	Peptide
5	B	388	CYS	Peptide
5	B	510	LYS	Peptide
5	B	571	PRO	Peptide
5	B	572	HIS	Peptide
5	B	573	GLN	Peptide
5	B	705	MET	Peptide
5	B	709	ASP	Peptide
5	B	710	LEU	Peptide
5	B	863	GLU	Peptide
5	B	865	LYS	Peptide
5	B	866	TYR	Peptide
5	B	867	GLY	Peptide

Continued on next page...

Continued from previous page...

Mol	Chain	Res	Type	Group
5	B	868	MET	Peptide
7	E	138	ALA	Peptide
7	E	140	LEU	Peptide
9	H	105	GLU	Peptide
9	H	109	LYS	Peptide
9	H	110	ASP	Peptide
9	H	111	LEU	Peptide
9	H	128	ASN	Peptide
9	H	129	TYR	Peptide
9	H	130	ARG	Peptide
9	H	132	LEU	Peptide
9	H	136	LYS	Peptide
9	H	86	ASP	Peptide
9	H	87	ARG	Peptide
9	H	88	SER	Peptide
9	H	90	ALA	Peptide
9	H	92	ASP	Peptide
10	I	105	SER	Peptide
10	I	106	CYS	Peptide
10	I	107	SER	Peptide
10	I	16	PRO	Peptide
10	I	17	ARG	Peptide
10	I	19	ASP	Peptide
10	I	20	LYS	Peptide
10	I	3	THR	Peptide
10	I	4	PHE	Peptide
10	I	41	PRO	Peptide
10	I	43	VAL	Peptide
10	I	45	ARG	Peptide
10	I	56	ALA	Peptide
10	I	77	LYS	Peptide
10	I	79	HIS	Peptide
12	K	40	HIS	Peptide
13	L	42	ARG	Peptide
13	L	43	THR	Peptide

5.2 Too-close contacts

In the following table, the Non-H and H(model) columns list the number of non-hydrogen atoms and hydrogen atoms in the chain respectively. The H(added) column lists the number of hydrogen atoms added and optimized by MolProbity. The Clashes column lists the number of clashes within the asymmetric unit, whereas Symm-Clashes lists symmetry related clashes.

Mol	Chain	Non-H	H(model)	H(added)	Clashes	Symm-Clashes
1	R	216	0	109	10	0
2	T	564	0	316	13	0
3	N	284	0	161	2	0
4	A	10984	0	11070	860	0
5	B	8701	0	8729	518	0
6	C	2095	0	2051	72	0
7	E	1594	0	1622	60	0
8	F	670	0	690	29	0
9	H	1068	0	1040	129	0
10	I	971	0	930	127	0
11	J	532	0	543	33	0
12	K	919	0	929	24	0
13	L	363	0	387	26	0
14	A	2	0	0	0	0
14	B	1	0	0	0	0
14	C	1	0	0	0	0
14	I	2	0	0	0	0
14	J	1	0	0	0	0
14	L	1	0	0	0	0
15	A	2	0	0	0	0
16	T	32	0	12	4	0
All	All	29003	0	28589	1798	0

The all-atom clashscore is defined as the number of clashes found per 1000 atoms (including hydrogen atoms). The all-atom clashscore for this structure is 31.

All (1798) close contacts within the same asymmetric unit are listed below, sorted by their clash magnitude.

Atom-1	Atom-2	Interatomic distance (Å)	Clash overlap (Å)
4:A:289:ILE:CG2	4:A:290:GLU:HB3	1.38	1.50
11:J:43:ARG:HG3	11:J:46:CYS:SG	1.49	1.49
4:A:1191:TRP:CA	4:A:1192:LEU:HB2	1.35	1.48
4:A:973:ILE:CG2	4:A:974:ASP:HA	1.43	1.46
4:A:287:HIS:HA	4:A:289:ILE:CB	1.46	1.45
5:B:1019:SER:CB	5:B:1020:ARG:HB2	1.45	1.44
4:A:286:HIS:CD2	4:A:287:HIS:HB3	1.52	1.44
4:A:1191:TRP:HA	4:A:1192:LEU:CB	1.31	1.42
4:A:709:THR:HA	4:A:710:LEU:CB	1.42	1.42
4:A:709:THR:CA	4:A:710:LEU:HB3	1.43	1.40
9:H:109:LYS:CB	9:H:110:ASP:HB2	1.54	1.38
13:L:42:ARG:HB2	13:L:43:THR:CB	1.54	1.38
4:A:1167:GLU:HB2	4:A:1168:GLU:CA	1.47	1.37

Continued on next page...

Continued from previous page...

Atom-1	Atom-2	Interatomic distance (Å)	Clash overlap (Å)
5:B:327:ARG:HB3	5:B:328:GLU:CB	1.54	1.37
10:I:25:LEU:HA	10:I:26:LEU:CB	1.50	1.36
4:A:973:ILE:HG23	4:A:974:ASP:CA	1.56	1.35
5:B:227:LYS:CA	5:B:228:LYS:HB2	1.55	1.34
4:A:289:ILE:HG23	4:A:290:GLU:CB	1.57	1.34
5:B:327:ARG:CB	5:B:328:GLU:HB2	1.58	1.32
5:B:227:LYS:HA	5:B:228:LYS:CB	1.56	1.30
4:A:868:TYR:CE1	4:A:1064:VAL:HG11	1.66	1.30
4:A:701:LEU:HA	4:A:702:LEU:CB	1.47	1.29
9:H:109:LYS:CG	9:H:110:ASP:HB2	1.62	1.29
4:A:282:ASN:HB3	4:A:283:GLY:CA	1.60	1.28
4:A:1167:GLU:CB	4:A:1168:GLU:HA	1.58	1.28
4:A:1066:VAL:O	4:A:1069:ALA:HB3	1.34	1.27
9:H:111:LEU:HB2	9:H:112:ILE:CG2	1.66	1.26
5:B:868:MET:N	5:B:869:SER:HB3	1.49	1.25
5:B:1019:SER:HB2	5:B:1020:ARG:CB	1.66	1.24
4:A:286:HIS:ND1	4:A:289:ILE:HD12	1.50	1.23
4:A:712:GLU:N	4:A:713:SER:HB2	1.53	1.22
5:B:877:PRO:CA	5:B:878:GLN:HB3	1.70	1.21
10:I:103:CYS:HB3	10:I:106:CYS:O	1.38	1.21
4:A:1159:ARG:HB2	4:A:1161:THR:N	1.54	1.21
5:B:877:PRO:HA	5:B:878:GLN:CB	1.68	1.21
4:A:1083:THR:OG1	4:A:1084:PHE:HB3	1.36	1.20
9:H:111:LEU:O	9:H:111:LEU:HD23	1.40	1.18
5:B:705:MET:HB3	5:B:706:GLN:HB2	1.20	1.18
5:B:635:ARG:HB2	5:B:636:PRO:HD2	1.19	1.17
11:J:43:ARG:CG	11:J:46:CYS:SG	2.33	1.16
4:A:1083:THR:H	4:A:1084:PHE:C	1.48	1.16
4:A:1159:ARG:HA	4:A:1160:SER:O	1.44	1.15
4:A:567:LYS:HB2	4:A:568:PRO:HD2	1.26	1.15
4:A:287:HIS:HA	4:A:289:ILE:HB	1.21	1.15
4:A:287:HIS:CA	4:A:289:ILE:HB	1.76	1.14
10:I:25:LEU:CA	10:I:26:LEU:HB2	1.77	1.14
4:A:286:HIS:CG	4:A:287:HIS:HB3	1.83	1.14
10:I:3:THR:HA	10:I:4:PHE:CG	1.83	1.14
4:A:709:THR:HG22	4:A:710:LEU:HD23	1.27	1.13
4:A:286:HIS:CE1	4:A:287:HIS:HB2	1.84	1.13
10:I:45:ARG:HA	10:I:46:HIS:CB	1.77	1.13
5:B:573:GLN:O	5:B:575:PRO:HD3	1.46	1.13
8:F:99:LEU:HD13	8:F:99:LEU:O	1.47	1.12
9:H:111:LEU:CB	9:H:112:ILE:HG22	1.79	1.12

Continued on next page...

Continued from previous page...

Atom-1	Atom-2	Interatomic distance (Å)	Clash overlap (Å)
4:A:1071:SER:N	4:A:1072:ILE:HB	1.64	1.12
9:H:111:LEU:HB3	9:H:128:ASN:HB2	1.13	1.12
4:A:1152:ILE:HA	4:A:1153:TYR:HB2	1.18	1.11
4:A:284:ALA:H	4:A:285:PRO:CD	1.64	1.11
13:L:42:ARG:HB2	13:L:43:THR:HB	1.15	1.11
5:B:1019:SER:H	5:B:1020:ARG:HB3	1.07	1.10
10:I:25:LEU:HA	10:I:26:LEU:HB2	1.13	1.10
4:A:1226:VAL:HB	4:A:1228:TRP:CH2	1.87	1.09
4:A:287:HIS:HA	4:A:289:ILE:CG2	1.80	1.08
10:I:45:ARG:CA	10:I:46:HIS:HB2	1.81	1.08
4:A:768:GLN:HE22	4:A:1087:ALA:HB1	1.14	1.08
10:I:20:LYS:HA	10:I:21:GLU:O	1.51	1.08
5:B:571:PRO:HB2	5:B:572:HIS:HA	1.30	1.08
9:H:137:GLN:HG2	9:H:138:GLU:H	1.00	1.08
4:A:381:THR:CG2	4:A:382:PRO:HD2	1.84	1.08
4:A:1162:VAL:HA	4:A:1163:ILE:O	1.55	1.07
5:B:882:THR:HB	5:B:883:LEU:HA	1.28	1.07
5:B:293:PRO:HA	5:B:294:ASP:HB2	1.30	1.07
4:A:1156:PRO:HB2	4:A:1159:ARG:H	1.15	1.06
5:B:1019:SER:HB2	5:B:1020:ARG:HB2	1.07	1.06
4:A:701:LEU:HA	4:A:702:LEU:HB3	1.10	1.06
4:A:381:THR:HG22	4:A:382:PRO:HD2	1.06	1.06
4:A:67:CYS:HB2	4:A:70:CYS:HB2	1.38	1.06
4:A:701:LEU:HA	4:A:702:LEU:HB2	1.31	1.06
9:H:111:LEU:HA	9:H:112:ILE:CB	1.85	1.06
4:A:712:GLU:H	4:A:713:SER:HB2	0.89	1.05
4:A:868:TYR:HE1	4:A:1064:VAL:HG11	0.90	1.05
4:A:57:ARG:HB3	4:A:68:GLN:HB3	1.39	1.05
4:A:1162:VAL:C	4:A:1163:ILE:HG12	1.74	1.05
4:A:1083:THR:N	4:A:1084:PHE:O	1.90	1.04
4:A:1083:THR:HG23	4:A:1084:PHE:HD2	1.19	1.04
4:A:1091:SER:HB3	4:A:1093:LYS:O	1.57	1.04
4:A:282:ASN:HB3	4:A:283:GLY:HA2	1.31	1.04
4:A:286:HIS:CE1	4:A:289:ILE:HD12	1.92	1.04
4:A:701:LEU:CA	4:A:702:LEU:CB	2.32	1.04
4:A:286:HIS:CD2	4:A:287:HIS:CB	2.40	1.04
9:H:109:LYS:CG	9:H:110:ASP:CB	2.35	1.04
4:A:1200:ALA:N	4:A:1201:ALA:HB3	1.72	1.04
4:A:712:GLU:H	4:A:713:SER:CB	1.71	1.03
5:B:350:GLN:HB3	5:B:351:TYR:HB2	1.39	1.03
9:H:109:LYS:HB3	9:H:110:ASP:HB2	1.40	1.03

Continued on next page...

Continued from previous page...

Atom-1	Atom-2	Interatomic distance (Å)	Clash overlap (Å)
9:H:111:LEU:CA	9:H:112:ILE:HB	1.89	1.03
4:A:526:ASP:HB2	5:B:835:GLN:NE2	1.74	1.03
5:B:611:PRO:HB3	5:B:685:LEU:HD21	1.41	1.03
4:A:702:LEU:HG	4:A:704:ALA:H	1.21	1.02
4:A:1091:SER:HB3	4:A:1093:LYS:C	1.79	1.02
9:H:111:LEU:HD12	9:H:128:ASN:H	1.23	1.02
4:A:973:ILE:CB	4:A:974:ASP:HA	1.84	1.02
13:L:55:ILE:O	13:L:56:LEU:HB2	1.58	1.02
9:H:84:ALA:HA	9:H:85:GLY:C	1.77	1.01
9:H:87:ARG:HG3	9:H:87:ARG:HH11	1.23	1.01
10:I:25:LEU:HA	10:I:26:LEU:HB3	1.40	1.01
5:B:1019:SER:N	5:B:1020:ARG:HB3	1.77	1.00
9:H:111:LEU:HA	9:H:112:ILE:HB	1.00	1.00
10:I:42:LEU:HD22	10:I:43:VAL:H	1.24	1.00
4:A:287:HIS:CA	4:A:289:ILE:CB	2.35	1.00
9:H:109:LYS:HG3	9:H:110:ASP:CB	1.90	1.00
6:C:39:ALA:HA	6:C:164:ALA:HB3	1.44	0.99
4:A:282:ASN:HB3	4:A:283:GLY:HA3	1.44	0.99
4:A:567:LYS:CB	4:A:568:PRO:HD2	1.92	0.99
10:I:2:THR:O	10:I:3:THR:OG1	1.80	0.99
4:A:1085:HIS:HB3	4:A:1086:PHE:CD2	1.97	0.99
9:H:89:LEU:O	9:H:89:LEU:HD22	1.63	0.99
4:A:1159:ARG:HB3	4:A:1161:THR:HA	1.45	0.98
4:A:1071:SER:H	4:A:1072:ILE:HB	0.83	0.98
5:B:383:ASN:O	5:B:387:LEU:HD23	1.63	0.98
4:A:701:LEU:CA	4:A:702:LEU:HB3	1.89	0.98
9:H:137:GLN:HG2	9:H:138:GLU:N	1.77	0.98
5:B:1175:LEU:HB2	5:B:1176:ASN:HA	1.45	0.98
4:A:975:HIS:O	4:A:977:LYS:HB2	1.63	0.98
5:B:709:ASP:H	5:B:710:LEU:HB2	1.23	0.98
5:B:231:PRO:N	5:B:232:SER:HB3	1.78	0.97
9:H:129:TYR:O	9:H:130:ARG:HG2	1.64	0.97
4:A:284:ALA:H	4:A:285:PRO:HD3	1.26	0.97
5:B:1019:SER:H	5:B:1020:ARG:CB	1.77	0.97
10:I:79:HIS:CA	10:I:80:SER:HB3	1.93	0.97
5:B:955:THR:HG22	5:B:956:THR:H	1.26	0.97
5:B:635:ARG:HB2	5:B:636:PRO:CD	1.94	0.97
9:H:109:LYS:HG3	9:H:110:ASP:CG	1.84	0.96
5:B:1175:LEU:HA	5:B:1177:HIS:HD2	1.30	0.96
5:B:1019:SER:CB	5:B:1020:ARG:CB	2.30	0.96
4:A:702:LEU:HG	4:A:704:ALA:N	1.78	0.96

Continued on next page...

Continued from previous page...

Atom-1	Atom-2	Interatomic distance (Å)	Clash overlap (Å)
5:B:709:ASP:N	5:B:710:LEU:HB2	1.78	0.96
5:B:571:PRO:HD2	5:B:572:HIS:CD2	2.00	0.96
4:A:286:HIS:CE1	4:A:287:HIS:CB	2.47	0.96
5:B:571:PRO:HD2	5:B:572:HIS:CG	2.00	0.95
4:A:1226:VAL:CG1	4:A:1228:TRP:CZ3	2.49	0.95
4:A:278:THR:O	4:A:279:LEU:HB2	1.67	0.95
4:A:69:THR:HG21	5:B:1174:LYS:HE3	1.49	0.95
4:A:287:HIS:H	4:A:289:ILE:H	1.13	0.95
5:B:230:ALA:C	5:B:232:SER:HB3	1.87	0.95
5:B:1019:SER:CA	5:B:1020:ARG:HB2	1.92	0.95
10:I:25:LEU:CA	10:I:26:LEU:CB	2.37	0.95
4:A:853:ASP:OD2	4:A:855:THR:HG22	1.64	0.95
5:B:705:MET:HB3	5:B:706:GLN:CB	1.97	0.94
4:A:972:HIS:HB2	4:A:974:ASP:OD1	1.67	0.94
4:A:886:ILE:HD11	4:A:943:LEU:HB3	1.48	0.94
4:A:1159:ARG:HA	4:A:1160:SER:C	1.86	0.94
5:B:766:ARG:HH21	5:B:1020:ARG:HA	1.30	0.94
4:A:287:HIS:HA	4:A:289:ILE:CA	1.97	0.94
4:A:107:CYS:SG	4:A:108:MET:HB2	2.07	0.94
4:A:282:ASN:CB	4:A:283:GLY:CA	2.41	0.94
4:A:67:CYS:CB	4:A:70:CYS:HB2	1.97	0.94
5:B:868:MET:H	5:B:869:SER:HB3	1.31	0.94
7:E:18:THR:HG21	7:E:140:LEU:HD13	1.47	0.94
4:A:1071:SER:H	4:A:1072:ILE:CB	1.78	0.93
4:A:1152:ILE:CA	4:A:1153:TYR:HB2	1.98	0.93
5:B:1175:LEU:HA	5:B:1177:HIS:CD2	2.04	0.93
4:A:287:HIS:N	4:A:289:ILE:H	1.65	0.93
4:A:1159:ARG:CA	4:A:1160:SER:C	2.36	0.93
10:I:42:LEU:HD22	10:I:43:VAL:N	1.84	0.93
4:A:108:MET:HG2	4:A:169:ASN:HD21	1.32	0.92
4:A:754:SER:H	4:A:757:ASN:HD22	1.13	0.92
9:H:85:GLY:HA2	9:H:86:ASP:HB2	1.48	0.92
4:A:286:HIS:ND1	4:A:289:ILE:CD1	2.32	0.92
13:L:42:ARG:CB	13:L:43:THR:CB	2.46	0.92
4:A:108:MET:HE3	4:A:167:CYS:HB2	1.51	0.92
9:H:111:LEU:HB2	9:H:112:ILE:HG22	0.92	0.92
5:B:868:MET:N	5:B:869:SER:CB	2.31	0.92
8:F:99:LEU:HD13	8:F:99:LEU:C	1.90	0.91
5:B:1019:SER:CA	5:B:1020:ARG:CB	2.47	0.91
10:I:80:SER:HB2	10:I:105:SER:OG	1.70	0.91
9:H:87:ARG:CG	9:H:87:ARG:HH11	1.82	0.91

Continued on next page...

Continued from previous page...

Atom-1	Atom-2	Interatomic distance (Å)	Clash overlap (Å)
9:H:111:LEU:HD12	9:H:128:ASN:N	1.83	0.91
4:A:1162:VAL:O	4:A:1163:ILE:HG12	1.70	0.91
4:A:1083:THR:N	4:A:1084:PHE:C	2.24	0.91
4:A:1072:ILE:HG22	4:A:1073:GLY:N	1.84	0.91
9:H:111:LEU:CB	9:H:128:ASN:HB2	2.01	0.91
4:A:287:HIS:CB	4:A:289:ILE:HB	2.01	0.90
4:A:768:GLN:HA	4:A:768:GLN:OE1	1.72	0.90
5:B:744:HIS:CG	5:B:745:PRO:HD2	2.07	0.90
4:A:286:HIS:NE2	4:A:287:HIS:CB	2.34	0.90
4:A:282:ASN:CB	4:A:283:GLY:HA3	1.97	0.90
5:B:709:ASP:CA	5:B:710:LEU:HB2	2.01	0.90
9:H:128:ASN:HA	9:H:130:ARG:H	1.37	0.90
4:A:503:GLN:C	4:A:504:LEU:HD12	1.91	0.89
4:A:1239:ARG:HD3	4:A:1241:ARG:HH12	1.35	0.89
4:A:289:ILE:HG21	4:A:290:GLU:HB3	1.53	0.89
4:A:1436:ILE:HG22	4:A:1437:GLY:H	1.37	0.89
4:A:1159:ARG:CB	4:A:1161:THR:HA	2.02	0.89
5:B:709:ASP:HB3	5:B:710:LEU:HD12	1.53	0.89
5:B:868:MET:H	5:B:869:SER:CB	1.86	0.89
4:A:1098:VAL:N	4:A:1099:PRO:HD2	1.87	0.89
5:B:983:ARG:HD2	5:B:1091:TYR:HD2	1.37	0.89
6:C:58:LEU:HD11	11:J:2:ILE:HD12	1.55	0.88
10:I:79:HIS:HA	10:I:80:SER:HB3	1.52	0.88
5:B:572:HIS:H	5:B:573:GLN:HB3	1.39	0.88
4:A:802:ASN:HD21	5:B:729:ILE:H	1.19	0.88
4:A:699:ALA:H	4:A:700:ASN:HA	1.38	0.88
4:A:702:LEU:HD21	4:A:704:ALA:HB2	1.56	0.88
9:H:81:PRO:HB2	9:H:82:PRO:CD	2.04	0.88
4:A:1167:GLU:CB	4:A:1168:GLU:CA	2.34	0.88
4:A:289:ILE:CG2	4:A:290:GLU:CB	2.33	0.87
5:B:849:GLY:HA2	5:B:852:ARG:HD2	1.53	0.87
9:H:129:TYR:HB2	9:H:130:ARG:O	1.74	0.87
4:A:707:GLY:O	4:A:708:MET:SD	2.33	0.87
4:A:1069:ALA:O	4:A:1071:SER:HB2	1.75	0.87
5:B:883:LEU:HD13	5:B:883:LEU:H	1.38	0.87
5:B:1019:SER:N	5:B:1020:ARG:CB	2.36	0.87
5:B:868:MET:CA	5:B:869:SER:HB3	2.05	0.86
4:A:567:LYS:HB2	4:A:568:PRO:CD	2.05	0.86
4:A:973:ILE:HG23	4:A:974:ASP:CB	2.05	0.86
10:I:78:CYS:SG	10:I:80:SER:CB	2.63	0.86
4:A:287:HIS:HA	4:A:289:ILE:HG22	1.56	0.86

Continued on next page...

Continued from previous page...

Atom-1	Atom-2	Interatomic distance (Å)	Clash overlap (Å)
4:A:1155:ASP:HB2	4:A:1192:LEU:HD23	1.57	0.86
10:I:42:LEU:CD2	10:I:43:VAL:H	1.89	0.86
4:A:702:LEU:HD11	4:A:704:ALA:HB2	1.56	0.86
5:B:1017:ILE:HB	5:B:1018:PRO:HD3	1.58	0.86
4:A:287:HIS:CA	4:A:289:ILE:N	2.38	0.85
10:I:78:CYS:SG	10:I:80:SER:HB3	2.16	0.85
4:A:1159:ARG:HB2	4:A:1161:THR:CA	2.05	0.85
4:A:1083:THR:HG23	4:A:1084:PHE:CD2	2.11	0.85
4:A:286:HIS:CG	4:A:287:HIS:CB	2.56	0.85
4:A:696:GLU:O	4:A:700:ASN:HA	1.76	0.85
5:B:868:MET:H	5:B:869:SER:C	1.80	0.85
5:B:1176:ASN:O	5:B:1177:HIS:CG	2.30	0.85
10:I:43:VAL:HB	10:I:44:TYR:HA	1.59	0.85
4:A:286:HIS:NE2	4:A:287:HIS:HB3	1.91	0.85
4:A:1159:ARG:CB	4:A:1161:THR:N	2.37	0.85
4:A:827:THR:OG1	4:A:1083:THR:HG21	1.76	0.84
4:A:57:ARG:CB	4:A:68:GLN:HB3	2.06	0.84
4:A:1091:SER:CB	4:A:1093:LYS:C	2.44	0.84
5:B:879:ARG:O	5:B:880:THR:HG22	1.77	0.84
4:A:1162:VAL:HG22	4:A:1163:ILE:N	1.91	0.84
10:I:3:THR:N	10:I:4:PHE:HB3	1.92	0.84
4:A:1226:VAL:HG12	4:A:1228:TRP:CZ3	2.13	0.84
4:A:284:ALA:N	4:A:285:PRO:CD	2.38	0.84
5:B:364:ILE:HD13	5:B:585:VAL:HG13	1.59	0.84
10:I:79:HIS:HA	10:I:80:SER:CB	2.08	0.84
5:B:1163:CYS:HB3	5:B:1167:GLY:N	1.91	0.84
9:H:111:LEU:CB	9:H:112:ILE:CG2	2.49	0.83
4:A:1096:SER:N	4:A:1097:GLY:HA3	1.93	0.83
4:A:707:GLY:HA2	4:A:709:THR:H	1.42	0.83
4:A:1077:THR:O	4:A:1081:LEU:HB3	1.77	0.83
9:H:109:LYS:CB	9:H:110:ASP:CB	2.50	0.83
4:A:503:GLN:HB3	4:A:504:LEU:CD1	2.07	0.83
5:B:711:GLU:H	5:B:712:PRO:CD	1.92	0.83
4:A:630:ILE:HD12	4:A:630:ILE:H	1.42	0.83
4:A:287:HIS:HA	4:A:289:ILE:N	1.92	0.83
4:A:868:TYR:HE1	4:A:1064:VAL:CG1	1.84	0.83
4:A:1083:THR:OG1	4:A:1084:PHE:CB	2.23	0.83
5:B:709:ASP:H	5:B:710:LEU:CB	1.91	0.83
4:A:287:HIS:O	4:A:287:HIS:CG	2.32	0.83
4:A:58:LEU:HD21	4:A:243:PRO:HB3	1.61	0.83
11:J:3:VAL:HG21	11:J:18:TRP:HB2	1.60	0.83

Continued on next page...

Continued from previous page...

Atom-1	Atom-2	Interatomic distance (Å)	Clash overlap (Å)
4:A:1050:GLU:O	4:A:1054:LEU:HD13	1.79	0.82
4:A:699:ALA:N	4:A:700:ASN:HA	1.88	0.82
5:B:225:VAL:HG11	5:B:388:CYS:HB3	1.62	0.82
5:B:868:MET:CB	5:B:869:SER:CB	2.58	0.82
5:B:886:LYS:HG2	5:B:940:PRO:HG3	1.61	0.82
10:I:45:ARG:HA	10:I:46:HIS:HB2	0.88	0.82
4:A:754:SER:H	4:A:757:ASN:ND2	1.75	0.82
5:B:708:GLU:O	5:B:708:GLU:HG2	1.79	0.82
10:I:3:THR:CA	10:I:4:PHE:HB3	2.09	0.82
4:A:1159:ARG:HB2	4:A:1160:SER:C	2.01	0.81
4:A:973:ILE:HG23	4:A:974:ASP:HA	0.82	0.81
5:B:636:PRO:HB3	5:B:637:LEU:HA	1.61	0.81
4:A:1082:ASN:HB3	4:A:1084:PHE:O	1.80	0.81
4:A:768:GLN:NE2	4:A:1087:ALA:HB1	1.95	0.81
9:H:89:LEU:C	9:H:89:LEU:HD22	2.01	0.81
4:A:1436:ILE:HG22	4:A:1437:GLY:N	1.96	0.81
4:A:526:ASP:HB2	5:B:835:GLN:HE21	1.45	0.81
4:A:1197:LEU:HB2	4:A:1198:ASP:O	1.80	0.81
4:A:1069:ALA:O	4:A:1071:SER:CB	2.28	0.81
4:A:704:ALA:HB1	4:A:710:LEU:HD21	1.62	0.81
9:H:129:TYR:N	9:H:129:TYR:HD2	1.78	0.81
10:I:75:CYS:SG	10:I:110:PHE:CE2	2.74	0.81
6:C:67:LEU:O	6:C:70:ILE:HG22	1.81	0.81
5:B:878:GLN:HG3	5:B:881:ASN:HB2	1.61	0.81
4:A:1118:VAL:HG23	4:A:1306:LEU:HB2	1.62	0.81
5:B:1177:HIS:HA	5:B:1178:ASN:CG	2.01	0.81
5:B:705:MET:CB	5:B:706:GLN:HB2	2.07	0.80
4:A:828:ALA:HB2	5:B:530:GLY:HA2	1.62	0.80
9:H:109:LYS:HG3	9:H:110:ASP:HB2	1.46	0.80
4:A:1096:SER:OG	4:A:1097:GLY:HA2	1.80	0.80
4:A:1160:SER:HB2	4:A:1162:VAL:HG12	1.61	0.80
4:A:1162:VAL:C	4:A:1163:ILE:CG1	2.49	0.80
4:A:702:LEU:CG	4:A:704:ALA:HB2	2.10	0.80
9:H:109:LYS:CG	9:H:110:ASP:CG	2.49	0.80
5:B:865:LYS:HG3	5:B:866:TYR:H	1.43	0.80
5:B:230:ALA:H	5:B:231:PRO:CD	1.95	0.80
5:B:230:ALA:N	5:B:231:PRO:CD	2.45	0.80
6:C:32:SER:O	6:C:36:VAL:HG23	1.81	0.80
4:A:1159:ARG:CB	4:A:1160:SER:C	2.50	0.80
4:A:973:ILE:HG12	4:A:974:ASP:C	2.01	0.80
5:B:635:ARG:CB	5:B:636:PRO:HD2	2.09	0.80

Continued on next page...

Continued from previous page...

Atom-1	Atom-2	Interatomic distance (Å)	Clash overlap (Å)
4:A:1089:VAL:N	4:A:1090:ALA:HA	1.97	0.80
4:A:1156:PRO:HB2	4:A:1159:ARG:N	1.95	0.79
11:J:43:ARG:CD	11:J:46:CYS:SG	2.70	0.79
5:B:183:GLU:N	5:B:184:ALA:HB3	1.98	0.79
4:A:239:LEU:HD12	4:A:240:PRO:HD2	1.65	0.79
10:I:3:THR:HA	10:I:4:PHE:CB	2.11	0.79
5:B:327:ARG:O	5:B:330:ALA:HB3	1.83	0.79
2:T:19:DT:H2'	2:T:20:DC:H6	1.48	0.79
4:A:287:HIS:N	4:A:289:ILE:N	2.31	0.79
4:A:701:LEU:H	4:A:701:LEU:HD23	1.48	0.79
4:A:768:GLN:HG3	4:A:816:HIS:HA	1.65	0.79
10:I:75:CYS:SG	10:I:108:HIS:CD2	2.76	0.78
4:A:675:THR:HG21	4:A:736:ASN:HD21	1.46	0.78
7:E:18:THR:CG2	7:E:140:LEU:HD13	2.13	0.78
9:H:131:ASN:O	9:H:132:LEU:HB3	1.81	0.78
4:A:1156:PRO:HD2	4:A:1163:ILE:HD13	1.66	0.78
4:A:1159:ARG:CB	4:A:1161:THR:CA	2.60	0.78
10:I:75:CYS:SG	10:I:108:HIS:NE2	2.56	0.78
4:A:765:VAL:HG22	4:A:800:VAL:HB	1.62	0.78
4:A:1162:VAL:HG23	4:A:1163:ILE:C	2.04	0.78
4:A:1191:TRP:CA	4:A:1192:LEU:CB	2.17	0.78
10:I:20:LYS:HG2	10:I:24:ARG:H	1.48	0.78
4:A:1158:PRO:HA	4:A:1159:ARG:HG3	1.66	0.78
4:A:1162:VAL:CA	4:A:1163:ILE:O	2.32	0.78
4:A:702:LEU:HD21	4:A:704:ALA:CB	2.13	0.78
4:A:702:LEU:CD2	4:A:704:ALA:HB2	2.14	0.78
4:A:108:MET:CE	4:A:167:CYS:HB2	2.13	0.78
4:A:973:ILE:HD11	4:A:977:LYS:O	1.83	0.77
4:A:1074:GLU:HB3	4:A:1075:PRO:CD	2.14	0.77
4:A:1200:ALA:H	4:A:1201:ALA:HB3	1.47	0.77
7:E:28:TYR:HE1	7:E:78:LEU:HD13	1.47	0.77
13:L:42:ARG:CB	13:L:43:THR:HB	2.06	0.77
10:I:107:SER:OG	10:I:108:HIS:HB2	1.85	0.77
9:H:137:GLN:CG	9:H:138:GLU:H	1.89	0.77
4:A:399:HIS:HB3	4:A:400:PRO:HD3	1.65	0.77
5:B:1175:LEU:HB2	5:B:1177:HIS:O	1.84	0.77
5:B:868:MET:CB	5:B:869:SER:HB3	2.13	0.77
5:B:549:THR:HG22	5:B:550:ASP:H	1.50	0.77
5:B:1177:HIS:HA	5:B:1178:ASN:OD1	1.83	0.77
10:I:78:CYS:O	10:I:79:HIS:CG	2.38	0.77
7:E:137:GLU:C	7:E:139:ALA:HB3	2.05	0.77

Continued on next page...

Continued from previous page...

Atom-1	Atom-2	Interatomic distance (Å)	Clash overlap (Å)
4:A:1152:ILE:HG22	4:A:1153:TYR:O	1.84	0.77
4:A:702:LEU:CD1	4:A:704:ALA:HB2	2.14	0.77
4:A:1167:GLU:HB2	4:A:1168:GLU:C	2.04	0.77
10:I:103:CYS:SG	10:I:106:CYS:N	2.57	0.77
5:B:636:PRO:CB	5:B:637:LEU:HA	2.15	0.77
4:A:886:ILE:HD11	4:A:943:LEU:CB	2.15	0.77
5:B:1175:LEU:HG	5:B:1176:ASN:OD1	1.85	0.77
5:B:1019:SER:HB3	5:B:1020:ARG:HB2	1.65	0.76
4:A:1074:GLU:HB3	4:A:1075:PRO:HD3	1.65	0.76
9:H:129:TYR:N	9:H:129:TYR:CD2	2.51	0.76
4:A:1083:THR:C	4:A:1084:PHE:O	2.22	0.76
4:A:1085:HIS:CD2	4:A:1085:HIS:H	2.02	0.76
5:B:230:ALA:N	5:B:231:PRO:HD2	1.99	0.76
5:B:1156:ASP:HB3	5:B:1198:TYR:H	1.49	0.76
9:H:111:LEU:O	9:H:111:LEU:CD2	2.30	0.76
10:I:21:GLU:O	10:I:22:ASN:HB3	1.85	0.76
10:I:3:THR:H	10:I:4:PHE:HB3	1.49	0.76
6:C:142:VAL:HG13	11:J:15:GLY:HA3	1.66	0.76
4:A:1157:ASP:OD2	4:A:1188:GLN:HB3	1.85	0.76
4:A:710:LEU:HG	4:A:710:LEU:O	1.85	0.76
9:H:85:GLY:HA2	9:H:86:ASP:CB	2.15	0.76
4:A:320:ARG:HB2	4:A:321:PRO:HA	1.67	0.76
10:I:3:THR:CA	10:I:4:PHE:CB	2.62	0.76
5:B:573:GLN:O	5:B:575:PRO:CD	2.30	0.76
5:B:1159:ARG:HD3	5:B:1193:GLN:HG3	1.68	0.76
5:B:883:LEU:N	5:B:883:LEU:HD13	2.01	0.76
6:C:74:SER:O	6:C:77:ILE:HB	1.85	0.76
4:A:289:ILE:HG12	4:A:290:GLU:HA	1.68	0.76
9:H:108:SER:HB3	9:H:111:LEU:H	1.51	0.76
4:A:1226:VAL:CG1	4:A:1228:TRP:HZ3	1.98	0.76
5:B:705:MET:H	5:B:710:LEU:HD13	1.49	0.75
9:H:90:ALA:HB1	9:H:93:TYR:H	1.50	0.75
9:H:109:LYS:CA	9:H:110:ASP:HB2	2.15	0.75
4:A:1071:SER:O	4:A:1075:PRO:CD	2.34	0.75
4:A:381:THR:HG22	4:A:382:PRO:CD	2.02	0.75
5:B:882:THR:CB	5:B:883:LEU:HA	2.02	0.75
4:A:961:ARG:HH11	4:A:961:ARG:HG3	1.51	0.75
4:A:287:HIS:CA	4:A:289:ILE:HG22	2.17	0.75
10:I:43:VAL:CB	10:I:44:TYR:HA	2.16	0.74
9:H:77:ARG:HG3	9:H:77:ARG:HH11	1.52	0.74
11:J:43:ARG:HD2	11:J:46:CYS:SG	2.27	0.74

Continued on next page...

Continued from previous page...

Atom-1	Atom-2	Interatomic distance (Å)	Clash overlap (Å)
10:I:5:ARG:HG2	10:I:6:PHE:H	1.53	0.74
4:A:289:ILE:HG23	4:A:290:GLU:HB3	0.75	0.74
13:L:42:ARG:HB2	13:L:43:THR:CA	2.12	0.74
4:A:1068:ALA:O	4:A:1072:ILE:HG13	1.86	0.74
5:B:709:ASP:CB	5:B:710:LEU:HB2	2.17	0.74
4:A:304:MET:SD	5:B:1210:MET:HG3	2.26	0.74
5:B:711:GLU:H	5:B:712:PRO:HD3	1.52	0.74
5:B:868:MET:H	5:B:869:SER:CA	1.99	0.73
4:A:249:SER:HA	4:A:259:GLU:HA	1.68	0.73
4:A:523:ILE:HD13	4:A:622:VAL:HG22	1.68	0.73
13:L:42:ARG:HB2	13:L:43:THR:OG1	1.87	0.73
4:A:973:ILE:CG1	4:A:974:ASP:HA	2.18	0.73
4:A:1084:PHE:HA	4:A:1085:HIS:C	2.08	0.73
4:A:666:ILE:HD11	5:B:1030:LEU:HD13	1.70	0.73
9:H:107:VAL:CG1	9:H:108:SER:N	2.51	0.73
5:B:230:ALA:H	5:B:231:PRO:HD2	1.51	0.73
8:F:99:LEU:C	8:F:99:LEU:CD1	2.57	0.73
4:A:280:GLU:O	4:A:281:HIS:HB2	1.88	0.73
4:A:95:PHE:HE2	4:A:1414:ALA:HB2	1.53	0.73
4:A:287:HIS:CA	4:A:289:ILE:CG2	2.62	0.73
4:A:1156:PRO:HD2	4:A:1163:ILE:CD1	2.18	0.73
4:A:1236:LEU:HA	4:A:1237:ILE:HB	1.69	0.73
10:I:25:LEU:O	10:I:25:LEU:HG	1.88	0.73
6:C:35:ARG:NH1	12:K:41:THR:OG1	2.21	0.73
13:L:42:ARG:CB	13:L:43:THR:OG1	2.37	0.73
4:A:108:MET:HE2	4:A:169:ASN:OD1	1.88	0.73
4:A:701:LEU:CA	4:A:702:LEU:HB2	2.09	0.72
5:B:1163:CYS:HB3	5:B:1167:GLY:H	1.52	0.72
9:H:85:GLY:CA	9:H:86:ASP:HB2	2.17	0.72
5:B:571:PRO:CB	5:B:572:HIS:HA	2.15	0.72
5:B:1175:LEU:CB	5:B:1177:HIS:O	2.37	0.72
4:A:1157:ASP:H	4:A:1159:ARG:N	1.87	0.72
4:A:168:GLY:O	4:A:169:ASN:O	2.07	0.72
9:H:109:LYS:HB3	9:H:110:ASP:CB	2.18	0.72
5:B:868:MET:CA	5:B:869:SER:CB	2.67	0.72
4:A:380:VAL:HG21	4:A:427:GLN:O	1.89	0.72
5:B:327:ARG:HB3	5:B:328:GLU:CA	2.19	0.72
5:B:1175:LEU:CB	5:B:1176:ASN:HA	2.14	0.72
4:A:1197:LEU:CB	4:A:1198:ASP:O	2.38	0.72
4:A:1075:PRO:O	4:A:1079:MET:N	2.22	0.72
5:B:706:GLN:HB3	5:B:709:ASP:HB2	1.71	0.72

Continued on next page...

Continued from previous page...

Atom-1	Atom-2	Interatomic distance (Å)	Clash overlap (Å)
5:B:744:HIS:ND1	5:B:745:PRO:HD2	2.04	0.72
5:B:256:VAL:HG11	5:B:382:ILE:CD1	2.20	0.72
4:A:286:HIS:ND1	4:A:287:HIS:HB2	2.05	0.72
4:A:567:LYS:CB	4:A:568:PRO:CD	2.67	0.72
5:B:35:SER:HA	5:B:811:TYR:HE2	1.54	0.72
4:A:70:CYS:SG	4:A:77:CYS:HB2	2.30	0.71
4:A:1167:GLU:HB2	4:A:1168:GLU:HA	0.75	0.71
9:H:109:LYS:HG2	9:H:110:ASP:OD2	1.90	0.71
4:A:278:THR:O	4:A:279:LEU:CB	2.38	0.71
4:A:503:GLN:CB	4:A:504:LEU:CD1	2.68	0.71
5:B:1002:THR:HG22	5:B:1006:ILE:H	1.54	0.71
4:A:1226:VAL:HG11	4:A:1228:TRP:HZ3	1.56	0.71
7:E:138:ALA:N	7:E:139:ALA:HB3	2.05	0.71
4:A:1097:GLY:H	4:A:1100:ARG:HB2	1.54	0.71
4:A:1091:SER:CB	4:A:1094:VAL:N	2.54	0.71
9:H:83:GLN:O	9:H:83:GLN:HG3	1.90	0.71
5:B:376:PHE:CE2	5:B:569:TYR:HD2	2.08	0.71
4:A:1085:HIS:HB3	4:A:1086:PHE:CG	2.24	0.71
4:A:289:ILE:HG23	4:A:290:GLU:CA	2.19	0.71
4:A:1089:VAL:HG13	4:A:1090:ALA:N	2.06	0.71
5:B:496:ARG:HB3	5:B:539:LEU:HD12	1.72	0.71
4:A:1161:THR:O	4:A:1163:ILE:CG1	2.39	0.71
5:B:308:TRP:HA	5:B:311:LEU:HD12	1.72	0.70
4:A:875:ALA:HB2	4:A:1366:ARG:HD3	1.72	0.70
4:A:704:ALA:HB1	4:A:710:LEU:CD2	2.21	0.70
4:A:55:ASP:O	4:A:58:LEU:N	2.24	0.70
5:B:877:PRO:HA	5:B:878:GLN:HB3	0.80	0.70
11:J:3:VAL:HG21	11:J:18:TRP:CB	2.20	0.70
4:A:1421:CYS:HA	4:A:1426:GLU:HG2	1.73	0.70
4:A:1154:TYR:O	4:A:1192:LEU:HD21	1.91	0.70
9:H:107:VAL:HG12	9:H:108:SER:H	1.56	0.70
4:A:289:ILE:HG23	4:A:290:GLU:N	2.06	0.70
4:A:1162:VAL:CG2	4:A:1163:ILE:N	2.55	0.70
4:A:1072:ILE:HG22	4:A:1073:GLY:H	1.56	0.70
5:B:880:THR:HG23	5:B:880:THR:O	1.92	0.70
4:A:961:ARG:HH11	4:A:961:ARG:CG	2.05	0.69
9:H:139:ASN:O	9:H:140:ALA:HB2	1.92	0.69
2:T:24:DT:OP1	5:B:857:ARG:NH2	2.24	0.69
5:B:868:MET:HB2	5:B:869:SER:HB3	1.74	0.69
6:C:66:ARG:NH2	11:J:3:VAL:O	2.24	0.69
9:H:105:GLU:O	9:H:106:GLU:HB2	1.92	0.69

Continued on next page...

Continued from previous page...

Atom-1	Atom-2	Interatomic distance (Å)	Clash overlap (Å)
4:A:768:GLN:HE21	4:A:816:HIS:CE1	2.09	0.69
4:A:1116:LEU:HD13	4:A:1329:THR:HG23	1.73	0.69
5:B:1002:THR:HG23	5:B:1004:GLU:H	1.58	0.69
4:A:973:ILE:CB	4:A:974:ASP:CA	2.68	0.69
4:A:1063:MET:SD	4:A:1436:ILE:HG23	2.32	0.69
4:A:380:VAL:HG22	4:A:430:TRP:H	1.58	0.69
12:K:92:ASN:HA	12:K:95:ILE:HD12	1.75	0.69
5:B:709:ASP:HB3	5:B:710:LEU:CD1	2.20	0.69
5:B:955:THR:HG23	13:L:54:ARG:HB3	1.74	0.69
10:I:78:CYS:O	10:I:79:HIS:CD2	2.46	0.69
5:B:572:HIS:H	5:B:573:GLN:CB	2.05	0.69
5:B:350:GLN:HB3	5:B:351:TYR:CB	2.21	0.69
4:A:351:THR:HG22	4:A:352:VAL:N	2.08	0.69
4:A:1096:SER:H	4:A:1097:GLY:HA3	1.55	0.69
4:A:1162:VAL:HG23	4:A:1163:ILE:O	1.92	0.69
4:A:1438:THR:HG22	8:F:92:ARG:HB2	1.74	0.69
4:A:1155:ASP:OD1	4:A:1157:ASP:HB2	1.93	0.68
4:A:972:HIS:CD2	4:A:972:HIS:N	2.61	0.68
4:A:973:ILE:CG1	4:A:974:ASP:CA	2.70	0.68
4:A:1200:ALA:HA	4:A:1201:ALA:C	2.12	0.68
9:H:107:VAL:HG12	9:H:111:LEU:O	1.93	0.68
5:B:365:THR:HG21	5:B:370:PHE:CD1	2.28	0.68
4:A:668:ASP:HB3	4:A:743:VAL:HG23	1.73	0.68
4:A:973:ILE:HG12	4:A:974:ASP:CA	2.22	0.68
7:E:28:TYR:CE1	7:E:78:LEU:HD13	2.28	0.68
4:A:249:SER:HB3	4:A:259:GLU:HG2	1.74	0.68
12:K:47:ARG:HD2	12:K:60:ALA:HA	1.75	0.68
4:A:1364:ASN:ND2	4:A:1366:ARG:HG2	2.08	0.68
4:A:1098:VAL:N	4:A:1099:PRO:CD	2.54	0.68
5:B:589:VAL:HG12	5:B:590:HIS:N	2.08	0.68
11:J:14:VAL:HB	11:J:50:ILE:HD11	1.74	0.68
4:A:289:ILE:HG12	4:A:290:GLU:CA	2.22	0.68
4:A:1161:THR:O	4:A:1163:ILE:HG13	1.94	0.68
9:H:112:ILE:CG2	9:H:127:GLY:O	2.41	0.68
10:I:4:PHE:C	10:I:4:PHE:CD1	2.64	0.68
4:A:855:THR:CG2	4:A:857:ARG:HE	2.07	0.68
5:B:589:VAL:HG12	5:B:590:HIS:H	1.58	0.68
4:A:290:GLU:OE2	4:A:291:GLU:N	2.25	0.68
9:H:126:GLU:HG2	9:H:127:GLY:H	1.58	0.68
4:A:1200:ALA:HB2	4:A:1203:ASN:HB2	1.75	0.68
12:K:21:ILE:HG12	12:K:33:ILE:HG12	1.76	0.68

Continued on next page...

Continued from previous page...

Atom-1	Atom-2	Interatomic distance (Å)	Clash overlap (Å)
4:A:1069:ALA:HB1	4:A:1070:GLN:HA	1.75	0.68
9:H:107:VAL:HG12	9:H:108:SER:N	2.09	0.68
4:A:1319:VAL:O	4:A:1322:ILE:HD13	1.94	0.68
4:A:972:HIS:H	4:A:972:HIS:CD2	2.12	0.67
9:H:111:LEU:CA	9:H:112:ILE:CB	2.55	0.67
4:A:1318:THR:HB	7:E:141:VAL:HG11	1.76	0.67
4:A:312:PRO:O	4:A:313:GLN:HB2	1.93	0.67
10:I:21:GLU:O	10:I:22:ASN:CB	2.40	0.67
4:A:1084:PHE:HA	4:A:1085:HIS:O	1.94	0.67
4:A:1071:SER:O	4:A:1075:PRO:HD2	1.93	0.67
5:B:798:TYR:CD2	11:J:4:PRO:HG3	2.30	0.67
4:A:567:LYS:CG	4:A:568:PRO:HD2	2.24	0.67
5:B:169:ARG:HB2	5:B:454:THR:HG23	1.76	0.67
5:B:280:ILE:HB	5:B:285:ILE:HD11	1.76	0.67
4:A:1159:ARG:CZ	4:A:1159:ARG:O	2.42	0.67
4:A:712:GLU:N	4:A:713:SER:CB	2.43	0.67
10:I:2:THR:C	10:I:3:THR:HG1	1.93	0.67
10:I:4:PHE:HD1	10:I:4:PHE:C	1.97	0.67
9:H:87:ARG:CG	9:H:87:ARG:NH1	2.50	0.67
6:C:3:GLU:HB3	12:K:104:ASN:HD21	1.59	0.67
7:E:18:THR:HG21	7:E:140:LEU:CD1	2.23	0.67
5:B:183:GLU:CA	5:B:184:ALA:HB3	2.24	0.67
5:B:1001:PHE:HE1	6:C:178:PHE:HB3	1.60	0.67
11:J:44:TYR:HA	11:J:47:ARG:HB2	1.75	0.67
9:H:129:TYR:H	9:H:129:TYR:HD2	1.40	0.67
10:I:78:CYS:C	10:I:79:HIS:CG	2.68	0.67
5:B:709:ASP:HB3	5:B:710:LEU:HB2	1.75	0.67
5:B:1017:ILE:H	5:B:1018:PRO:HD2	1.59	0.67
4:A:1104:ILE:HG22	4:A:1105:LEU:HD12	1.76	0.67
4:A:287:HIS:HB2	4:A:289:ILE:HB	1.76	0.66
4:A:768:GLN:NE2	4:A:816:HIS:ND1	2.34	0.66
5:B:882:THR:HB	5:B:883:LEU:CA	2.17	0.66
4:A:380:VAL:HG23	4:A:429:GLY:H	1.60	0.66
5:B:474:SER:HB2	5:B:476:ARG:HG3	1.77	0.66
7:E:127:ILE:HD11	7:E:132:ILE:HD11	1.76	0.66
10:I:25:LEU:N	10:I:26:LEU:HB2	2.09	0.66
5:B:983:ARG:HD2	5:B:1091:TYR:CD2	2.26	0.66
4:A:1226:VAL:HB	4:A:1228:TRP:CZ3	2.29	0.66
4:A:404:TYR:HA	4:A:413:ILE:O	1.95	0.66
7:E:138:ALA:CA	7:E:139:ALA:HB3	2.25	0.66
4:A:332:LYS:H	4:A:337:ARG:HB2	1.60	0.66

Continued on next page...

Continued from previous page...

Atom-1	Atom-2	Interatomic distance (Å)	Clash overlap (Å)
5:B:868:MET:CB	5:B:869:SER:HB2	2.24	0.66
9:H:88:SER:O	9:H:89:LEU:HD12	1.96	0.66
11:J:1:MET:O	11:J:2:ILE:HB	1.94	0.66
4:A:1171:GLN:C	4:A:1173:HIS:N	2.49	0.66
5:B:571:PRO:HB2	5:B:572:HIS:CA	2.18	0.66
4:A:525:GLN:HA	5:B:1015:HIS:CE1	2.31	0.66
4:A:848:ILE:HG21	4:A:1370:LEU:HD11	1.77	0.66
5:B:325:GLN:O	5:B:326:ASP:HB2	1.95	0.66
5:B:706:GLN:CB	5:B:710:LEU:HD12	2.25	0.66
9:H:5:LEU:HB2	9:H:60:ALA:H	1.61	0.66
4:A:814:PHE:HB2	5:B:519:TRP:HZ3	1.60	0.66
4:A:380:VAL:CG2	4:A:430:TRP:H	2.07	0.65
5:B:512:ARG:HB3	5:B:534:GLY:HA3	1.77	0.65
5:B:1004:GLU:O	6:C:177:GLU:HG2	1.97	0.65
5:B:373:ARG:HA	5:B:566:LEU:HD23	1.77	0.65
4:A:1155:ASP:CB	4:A:1192:LEU:HD23	2.26	0.65
5:B:846:ILE:HG23	5:B:974:PRO:HG2	1.78	0.65
4:A:399:HIS:CB	4:A:400:PRO:HD3	2.26	0.65
4:A:10:PRO:HG2	5:B:1192:TYR:HA	1.79	0.65
5:B:868:MET:HB2	5:B:869:SER:CB	2.26	0.65
10:I:103:CYS:CB	10:I:106:CYS:O	2.32	0.65
4:A:456:MET:HB2	4:A:478:TYR:OH	1.96	0.65
4:A:286:HIS:ND1	4:A:287:HIS:CB	2.59	0.65
4:A:596:THR:C	4:A:598:LEU:H	1.99	0.65
4:A:868:TYR:CE1	4:A:1064:VAL:CG1	2.62	0.65
10:I:78:CYS:SG	10:I:79:HIS:N	2.70	0.65
4:A:1083:THR:HG1	4:A:1084:PHE:HB3	1.61	0.65
4:A:1153:TYR:HB3	4:A:1192:LEU:CD1	2.26	0.64
9:H:6:PHE:CZ	9:H:134:ASN:HB2	2.32	0.64
5:B:811:TYR:N	5:B:811:TYR:CD1	2.65	0.64
5:B:1177:HIS:HB2	5:B:1178:ASN:HB2	1.78	0.64
5:B:230:ALA:CA	5:B:232:SER:HB3	2.27	0.64
5:B:1112:GLN:HG3	5:B:1119:VAL:HG12	1.79	0.64
4:A:466:SER:HB3	12:K:2:ASN:HD22	1.61	0.64
4:A:350:ARG:HD3	4:A:488:ASN:OD1	1.96	0.64
5:B:364:ILE:O	5:B:365:THR:HB	1.96	0.64
6:C:18:VAL:HG12	6:C:20:PHE:CD2	2.32	0.64
8:F:116:ASP:OD2	8:F:117:PRO:HD2	1.98	0.64
5:B:1177:HIS:HA	5:B:1178:ASN:CB	2.27	0.64
5:B:872:GLU:HG2	5:B:916:THR:HB	1.78	0.64
8:F:145:ASP:O	8:F:146:TRP:HB2	1.98	0.64

Continued on next page...

Continued from previous page...

Atom-1	Atom-2	Interatomic distance (Å)	Clash overlap (Å)
10:I:33:SER:HA	10:I:34:TYR:HB3	1.78	0.64
4:A:288:ALA:O	4:A:290:GLU:N	2.31	0.64
4:A:700:ASN:OD1	4:A:702:LEU:HD13	1.98	0.64
4:A:1098:VAL:HG12	4:A:1099:PRO:HD3	1.79	0.64
4:A:1054:LEU:CD2	4:A:1054:LEU:C	2.65	0.64
4:A:1089:VAL:H	4:A:1090:ALA:HA	1.61	0.64
4:A:1322:ILE:O	4:A:1324:PRO:HD3	1.98	0.64
8:F:119:ARG:HG3	8:F:119:ARG:HH11	1.63	0.64
9:H:81:PRO:HB2	9:H:82:PRO:HD3	1.79	0.64
10:I:22:ASN:O	10:I:23:ASN:HB2	1.98	0.64
6:C:244:VAL:HG21	12:K:105:PHE:CZ	2.33	0.64
9:H:90:ALA:O	9:H:92:ASP:N	2.30	0.64
5:B:1156:ASP:CB	5:B:1198:TYR:H	2.11	0.64
9:H:112:ILE:O	9:H:112:ILE:CG2	2.46	0.63
5:B:1033:LYS:NZ	5:B:1068:GLY:O	2.31	0.63
4:A:901:LEU:HG	4:A:926:GLN:HE21	1.63	0.63
5:B:778:MET:HE1	5:B:1094:ARG:HH11	1.62	0.63
4:A:1083:THR:CA	4:A:1084:PHE:O	2.47	0.63
4:A:17:VAL:HB	4:A:1419:ASP:HB3	1.79	0.63
10:I:42:LEU:CD2	10:I:43:VAL:N	2.56	0.63
4:A:739:ASP:O	4:A:745:GLN:NE2	2.29	0.63
9:H:108:SER:HB3	9:H:111:LEU:N	2.14	0.63
4:A:451:HIS:HB3	4:A:453:MET:N	2.13	0.63
5:B:868:MET:N	5:B:869:SER:O	2.30	0.63
10:I:107:SER:OG	10:I:108:HIS:CB	2.47	0.63
5:B:108:VAL:HG12	5:B:109:THR:H	1.64	0.63
4:A:907:THR:HG22	4:A:908:LEU:N	2.13	0.63
4:A:579:SER:OG	4:A:612:ILE:HG22	1.97	0.63
4:A:1159:ARG:CA	4:A:1160:SER:O	2.30	0.63
5:B:327:ARG:N	5:B:328:GLU:O	2.31	0.63
4:A:1096:SER:OG	4:A:1097:GLY:CA	2.47	0.63
11:J:3:VAL:HG21	11:J:18:TRP:CG	2.34	0.63
2:T:19:DT:H2'	2:T:20:DC:C6	2.33	0.63
4:A:1147:THR:HA	4:A:1196:GLU:O	1.98	0.63
4:A:527:THR:O	4:A:653:VAL:HG11	1.99	0.63
4:A:567:LYS:NZ	9:H:43:ASN:HB3	2.14	0.63
4:A:1424:VAL:HG13	4:A:1436:ILE:HD11	1.81	0.63
4:A:901:LEU:H	4:A:926:GLN:NE2	1.97	0.63
5:B:1176:ASN:C	5:B:1177:HIS:CG	2.71	0.63
4:A:503:GLN:C	4:A:504:LEU:CD1	2.67	0.63
9:H:131:ASN:O	9:H:132:LEU:CB	2.45	0.63

Continued on next page...

Continued from previous page...

Atom-1	Atom-2	Interatomic distance (Å)	Clash overlap (Å)
4:A:335:ARG:HD2	5:B:1202:LEU:HD12	1.79	0.63
13:L:32:ALA:H	13:L:55:ILE:HD13	1.63	0.62
9:H:84:ALA:HA	9:H:86:ASP:N	2.13	0.62
5:B:35:SER:O	5:B:39:ARG:HG3	1.99	0.62
4:A:1173:HIS:O	4:A:1173:HIS:CG	2.52	0.62
7:E:23:VAL:HG13	7:E:28:TYR:HD1	1.64	0.62
5:B:864:LYS:HD3	5:B:871:THR:HG23	1.80	0.62
5:B:709:ASP:HB3	5:B:710:LEU:CG	2.29	0.62
5:B:572:HIS:N	5:B:573:GLN:C	2.53	0.62
4:A:1213:GLY:O	4:A:1228:TRP:CZ3	2.52	0.62
4:A:873:MET:HG2	4:A:957:PRO:HG3	1.79	0.62
5:B:878:GLN:O	5:B:878:GLN:HG3	1.98	0.62
4:A:1083:THR:OG1	4:A:1084:PHE:N	2.32	0.62
5:B:293:PRO:HA	5:B:294:ASP:CB	2.16	0.62
4:A:1064:VAL:O	4:A:1068:ALA:N	2.32	0.62
5:B:1177:HIS:CB	5:B:1178:ASN:HB2	2.30	0.62
4:A:1434:ALA:O	4:A:1436:ILE:N	2.33	0.62
5:B:349:ILE:HA	5:B:352:ALA:HB2	1.81	0.62
5:B:1177:HIS:CA	5:B:1178:ASN:CB	2.78	0.62
6:C:58:LEU:HD11	11:J:2:ILE:CD1	2.28	0.62
5:B:1077:THR:HG23	5:B:1079:LYS:H	1.65	0.62
4:A:286:HIS:ND1	4:A:289:ILE:CG1	2.63	0.62
4:A:909:ASP:C	4:A:911:SER:H	2.03	0.62
5:B:803:LEU:N	5:B:822:ASN:HD21	1.98	0.62
5:B:955:THR:HA	13:L:46:VAL:HG11	1.81	0.61
4:A:847:ASP:HB3	4:A:1424:VAL:HG23	1.82	0.61
5:B:256:VAL:HG11	5:B:382:ILE:HD11	1.81	0.61
4:A:696:GLU:O	4:A:700:ASN:CA	2.48	0.61
9:H:109:LYS:CG	9:H:110:ASP:OD2	2.48	0.61
10:I:16:PRO:O	10:I:17:ARG:HG2	2.00	0.61
7:E:78:LEU:HD12	7:E:107:THR:HB	1.82	0.61
4:A:445:ASN:HB2	4:A:454:SER:O	2.00	0.61
1:R:9:G:N2	2:T:21:DC:H1'	2.14	0.61
4:A:1078:GLN:C	4:A:1080:THR:O	2.38	0.61
9:H:139:ASN:O	9:H:140:ALA:CB	2.48	0.61
4:A:33:ALA:HB3	4:A:82:GLY:HA3	1.82	0.61
4:A:1154:TYR:O	4:A:1192:LEU:CD2	2.48	0.61
4:A:108:MET:CE	4:A:169:ASN:OD1	2.48	0.61
5:B:318:VAL:HG11	10:I:13:MET:HG3	1.82	0.61
4:A:1071:SER:O	4:A:1075:PRO:HD3	2.00	0.61
4:A:1226:VAL:CB	4:A:1228:TRP:CZ3	2.84	0.61

Continued on next page...

Continued from previous page...

Atom-1	Atom-2	Interatomic distance (Å)	Clash overlap (Å)
5:B:120:ARG:HD2	5:B:955:THR:HG21	1.82	0.61
4:A:347:PHE:HE2	4:A:375:THR:CG2	2.12	0.61
5:B:567:GLU:CD	5:B:567:GLU:H	2.03	0.61
5:B:121:ASN:HA	5:B:207:GLY:HA3	1.82	0.61
4:A:974:ASP:HB2	4:A:975:HIS:NE2	2.15	0.61
9:H:128:ASN:CA	9:H:130:ARG:H	2.12	0.61
10:I:79:HIS:N	10:I:80:SER:HB3	2.16	0.61
4:A:751:SER:HB2	5:B:1015:HIS:CE1	2.35	0.61
5:B:231:PRO:N	5:B:232:SER:CB	2.59	0.61
5:B:370:PHE:HD2	5:B:373:ARG:HG3	1.65	0.61
5:B:709:ASP:N	5:B:710:LEU:CB	2.57	0.61
5:B:983:ARG:HH11	5:B:1091:TYR:HB3	1.65	0.61
5:B:1017:ILE:CB	5:B:1018:PRO:HD3	2.25	0.61
5:B:711:GLU:N	5:B:712:PRO:HD3	2.15	0.61
4:A:265:LYS:HZ1	4:A:323:LYS:HE2	1.66	0.61
5:B:899:ILE:HD11	5:B:911:ILE:HA	1.82	0.61
4:A:1070:GLN:O	4:A:1073:GLY:C	2.39	0.61
4:A:675:THR:CG2	4:A:736:ASN:HD21	2.13	0.61
4:A:326:ARG:HG2	4:A:1406:VAL:HG21	1.82	0.61
9:H:95:TYR:HE2	9:H:97:MET:HG3	1.66	0.60
4:A:1030:ARG:HD3	4:A:1034:GLU:HG3	1.82	0.60
5:B:509:ALA:O	5:B:510:LYS:HG3	2.01	0.60
5:B:582:VAL:HG22	5:B:626:ILE:HB	1.83	0.60
4:A:1070:GLN:O	4:A:1074:GLU:N	2.34	0.60
4:A:802:ASN:ND2	5:B:729:ILE:H	1.96	0.60
6:C:71:PRO:HB2	6:C:133:ILE:HD12	1.83	0.60
6:C:84:ARG:HD2	12:K:11:LEU:HD11	1.82	0.60
4:A:287:HIS:C	4:A:289:ILE:HG22	2.21	0.60
5:B:1177:HIS:CA	5:B:1178:ASN:HB2	2.31	0.60
10:I:20:LYS:CA	10:I:21:GLU:O	2.38	0.60
4:A:596:THR:O	4:A:598:LEU:N	2.33	0.60
4:A:504:LEU:CD1	4:A:504:LEU:N	2.63	0.60
6:C:142:VAL:HG11	11:J:5:VAL:HG13	1.83	0.60
4:A:1392:SER:O	4:A:1393:ASN:C	2.40	0.60
6:C:43:THR:HG22	6:C:44:LEU:H	1.65	0.60
5:B:998:ASP:HB3	5:B:1076:HIS:CE1	2.37	0.60
4:A:1153:TYR:HB3	4:A:1192:LEU:HD12	1.83	0.60
4:A:975:HIS:O	4:A:977:LYS:CB	2.45	0.60
4:A:1080:THR:C	4:A:1082:ASN:H	2.03	0.60
4:A:1091:SER:CB	4:A:1094:VAL:H	2.15	0.60
9:H:6:PHE:HZ	9:H:134:ASN:HB2	1.65	0.60

Continued on next page...

Continued from previous page...

Atom-1	Atom-2	Interatomic distance (Å)	Clash overlap (Å)
4:A:901:LEU:HB2	4:A:926:GLN:HG2	1.84	0.60
4:A:286:HIS:NE2	4:A:287:HIS:CG	2.70	0.60
5:B:619:ILE:HG13	10:I:65:ASP:HB2	1.84	0.60
6:C:50:GLU:HB2	6:C:156:THR:OG1	2.02	0.60
4:A:1226:VAL:CB	4:A:1228:TRP:CH2	2.77	0.60
6:C:45:ALA:HA	6:C:72:LEU:HD13	1.83	0.60
5:B:421:PHE:O	5:B:424:LEU:HD23	2.02	0.60
4:A:49:LYS:NZ	4:A:60:SER:HA	2.17	0.60
4:A:1084:PHE:CD1	4:A:1085:HIS:HA	2.37	0.59
4:A:284:ALA:N	4:A:285:PRO:HD3	2.09	0.59
9:H:136:LYS:HG2	9:H:136:LYS:O	2.01	0.59
5:B:363:HIS:O	5:B:364:ILE:HB	2.03	0.59
4:A:899:VAL:HG23	4:A:1029:ARG:HG2	1.83	0.59
4:A:284:ALA:H	4:A:285:PRO:HD2	1.58	0.59
7:E:140:LEU:HA	7:E:141:VAL:HB	1.84	0.59
5:B:327:ARG:HB3	5:B:328:GLU:HB2	0.69	0.59
4:A:1085:HIS:H	4:A:1085:HIS:HD2	1.48	0.59
9:H:77:ARG:CG	9:H:77:ARG:HH11	2.15	0.59
9:H:96:VAL:HA	9:H:142:LEU:O	2.01	0.59
4:A:1427:ASN:HB2	4:A:1434:ALA:HB2	1.85	0.59
4:A:49:LYS:HZ3	4:A:60:SER:HA	1.68	0.59
4:A:1200:ALA:HA	4:A:1202:MET:N	2.17	0.59
9:H:87:ARG:HG3	9:H:87:ARG:NH1	2.06	0.59
4:A:451:HIS:HB3	4:A:453:MET:H	1.67	0.59
4:A:286:HIS:ND1	4:A:289:ILE:HB	2.17	0.59
10:I:5:ARG:HG2	10:I:6:PHE:N	2.17	0.59
5:B:955:THR:HG22	5:B:956:THR:N	2.07	0.59
4:A:1171:GLN:O	4:A:1173:HIS:N	2.36	0.59
6:C:39:ALA:HA	6:C:164:ALA:CB	2.26	0.59
5:B:567:GLU:OE1	5:B:567:GLU:N	2.31	0.58
5:B:998:ASP:HB3	5:B:1076:HIS:HE1	1.68	0.58
5:B:868:MET:HB3	5:B:869:SER:HB2	1.85	0.58
5:B:636:PRO:CB	5:B:637:LEU:CA	2.81	0.58
4:A:1092:LYS:O	4:A:1093:LYS:HB2	2.02	0.58
4:A:972:HIS:H	4:A:972:HIS:HD2	1.50	0.58
4:A:168:GLY:O	4:A:169:ASN:C	2.41	0.58
5:B:1143:ALA:HB1	5:B:1146:PHE:HB3	1.84	0.58
5:B:345:LYS:HA	5:B:348:ARG:HE	1.67	0.58
4:A:1159:ARG:CG	4:A:1161:THR:HG23	2.33	0.58
10:I:101:PHE:N	10:I:101:PHE:CD1	2.70	0.58
4:A:351:THR:HB	4:A:468:PHE:CD1	2.38	0.58

Continued on next page...

Continued from previous page...

Atom-1	Atom-2	Interatomic distance (Å)	Clash overlap (Å)
4:A:525:GLN:HA	5:B:1015:HIS:HE1	1.67	0.58
4:A:793:SER:HB2	4:A:794:PRO:HD2	1.85	0.58
5:B:706:GLN:O	5:B:710:LEU:HD13	2.04	0.58
5:B:744:HIS:HD2	5:B:746:SER:OG	1.87	0.58
10:I:59:VAL:HG12	10:I:60:GLN:H	1.69	0.58
4:A:503:GLN:CB	4:A:504:LEU:HD13	2.34	0.58
6:C:73:GLN:HE21	6:C:75:MET:H	1.51	0.58
4:A:1312:ASN:O	4:A:1316:VAL:HG23	2.03	0.58
4:A:350:ARG:CD	4:A:488:ASN:OD1	2.52	0.58
5:B:706:GLN:HB3	5:B:709:ASP:CB	2.33	0.58
4:A:405:VAL:O	4:A:413:ILE:HB	2.03	0.58
4:A:809:THR:HB	4:A:810:PRO:HD2	1.86	0.58
5:B:830:TYR:CZ	5:B:1000:PRO:HD3	2.39	0.58
5:B:706:GLN:HB2	5:B:710:LEU:HD12	1.85	0.58
4:A:351:THR:HB	4:A:468:PHE:HD1	1.69	0.58
4:A:819:GLY:O	4:A:822:GLU:N	2.37	0.58
5:B:390:LEU:C	5:B:391:ASP:CG	2.62	0.57
5:B:810:GLU:HB2	5:B:815:ARG:HH12	1.68	0.57
5:B:639:ILE:HA	5:B:740:HIS:HB3	1.84	0.57
13:L:25:ALA:O	13:L:26:THR:C	2.42	0.57
10:I:27:PHE:O	10:I:35:VAL:HA	2.03	0.57
4:A:1364:ASN:HD22	4:A:1366:ARG:HG2	1.70	0.57
10:I:78:CYS:SG	10:I:80:SER:HB2	2.44	0.57
5:B:821:GLN:HE22	5:B:851:PHE:H	1.52	0.57
4:A:540:PHE:HD2	4:A:573:SER:HA	1.69	0.57
6:C:102:GLN:HG2	6:C:154:LYS:HD3	1.86	0.57
10:I:103:CYS:CB	10:I:106:CYS:H	2.17	0.57
4:A:381:THR:C	4:A:383:TYR:H	2.07	0.57
6:C:254:LYS:HD3	12:K:38:GLU:OE2	2.04	0.57
5:B:706:GLN:HB3	5:B:710:LEU:HD12	1.85	0.57
4:A:1200:ALA:HA	4:A:1203:ASN:H	1.69	0.57
4:A:709:THR:CB	4:A:710:LEU:HB3	2.29	0.57
9:H:109:LYS:H	9:H:110:ASP:C	2.08	0.57
4:A:1364:ASN:HD22	4:A:1364:ASN:C	2.08	0.57
5:B:1175:LEU:CG	5:B:1176:ASN:OD1	2.52	0.57
6:C:46:ILE:HG23	6:C:157:CYS:HB3	1.86	0.57
4:A:1159:ARG:HD2	4:A:1161:THR:HG23	1.86	0.57
4:A:1069:ALA:C	4:A:1071:SER:N	2.57	0.57
4:A:826:ASP:HB3	4:A:830:LYS:HB2	1.87	0.57
4:A:535:THR:HG21	4:A:617:VAL:HG23	1.86	0.57
4:A:286:HIS:O	4:A:286:HIS:CD2	2.58	0.57

Continued on next page...

Continued from previous page...

Atom-1	Atom-2	Interatomic distance (Å)	Clash overlap (Å)
7:E:62:ALA:HB3	7:E:78:LEU:HB3	1.86	0.57
13:L:48:CYS:HB3	13:L:51:CYS:SG	2.45	0.57
5:B:65:GLU:O	5:B:66:ASP:HB3	2.04	0.57
4:A:1157:ASP:H	4:A:1159:ARG:CG	2.17	0.57
13:L:42:ARG:HB3	13:L:43:THR:OG1	2.05	0.56
10:I:106:CYS:O	10:I:108:HIS:HB3	2.05	0.56
9:H:89:LEU:HD13	9:H:90:ALA:N	2.19	0.56
4:A:5:GLN:O	5:B:1159:ARG:NH2	2.38	0.56
11:J:48:ARG:HE	11:J:49:MET:CE	2.17	0.56
5:B:1212:ILE:O	5:B:1214:PRO:HD3	2.05	0.56
4:A:291:GLU:O	4:A:295:LEU:HB2	2.05	0.56
4:A:1153:TYR:O	4:A:1192:LEU:HG	2.04	0.56
4:A:328:ARG:HD3	4:A:335:ARG:HH12	1.70	0.56
5:B:212:LEU:HD21	5:B:461:LEU:HD11	1.87	0.56
5:B:879:ARG:HG3	5:B:883:LEU:HG	1.88	0.56
4:A:907:THR:HG22	4:A:908:LEU:H	1.70	0.56
13:L:30:ILE:HG22	13:L:31:CYS:O	2.05	0.56
4:A:99:ILE:HG13	4:A:234:MET:SD	2.45	0.56
4:A:936:LEU:O	4:A:939:ASP:HB2	2.05	0.56
4:A:370:ILE:HG23	5:B:1105:ALA:HB2	1.88	0.56
4:A:457:ALA:HB3	4:A:506:ALA:HA	1.86	0.56
5:B:226:PHE:HB3	5:B:228:LYS:HD3	1.88	0.56
8:F:119:ARG:CG	8:F:119:ARG:HH11	2.17	0.56
5:B:493:SER:OG	5:B:751:VAL:HB	2.04	0.56
2:T:26:DG:C2	2:T:27:DA:H1'	2.40	0.56
5:B:1019:SER:HB2	5:B:1020:ARG:HB3	1.77	0.56
5:B:593:PRO:HA	5:B:596:LEU:HB3	1.88	0.56
7:E:5:ASN:HA	7:E:8:ASN:HB2	1.87	0.56
4:A:208:LEU:HD23	4:A:208:LEU:O	2.05	0.56
4:A:1080:THR:O	4:A:1082:ASN:N	2.39	0.56
10:I:3:THR:HA	10:I:4:PHE:CD2	2.39	0.56
4:A:59:GLY:HA2	4:A:67:CYS:SG	2.45	0.56
4:A:1236:LEU:N	4:A:1237:ILE:HA	2.21	0.56
5:B:994:TYR:HB2	5:B:999:MET:HE3	1.86	0.56
4:A:930:ASP:HA	4:A:933:TYR:HB3	1.87	0.56
9:H:93:TYR:HB3	9:H:143:LEU:HB3	1.86	0.56
6:C:36:VAL:HG13	6:C:40:GLU:HB2	1.87	0.56
4:A:925:LEU:HD21	4:A:984:LYS:HE2	1.87	0.56
1:R:6:G:H2'	1:R:7:A:H8	1.69	0.56
1:R:10:A:O2'	4:A:485:ASP:HA	2.04	0.56
4:A:782:ARG:NH2	5:B:699:GLU:O	2.36	0.56

Continued on next page...

Continued from previous page...

Atom-1	Atom-2	Interatomic distance (Å)	Clash overlap (Å)
10:I:19:ASP:N	10:I:20:LYS:HB2	2.20	0.56
4:A:1094:VAL:HG22	4:A:1094:VAL:O	2.06	0.56
4:A:855:THR:HG21	4:A:857:ARG:HE	1.70	0.56
4:A:107:CYS:SG	4:A:108:MET:CB	2.91	0.56
4:A:332:LYS:H	4:A:337:ARG:CB	2.19	0.56
13:L:60:ARG:HG3	13:L:61:THR:H	1.70	0.56
4:A:875:ALA:HA	4:A:878:ILE:HD12	1.88	0.56
5:B:978:ASP:HB2	5:B:980:PHE:HE1	1.70	0.56
5:B:1069:PHE:O	5:B:1070:GLU:HG3	2.05	0.56
4:A:1085:HIS:CD2	4:A:1085:HIS:N	2.70	0.55
4:A:1089:VAL:HG13	4:A:1090:ALA:CA	2.36	0.55
4:A:347:PHE:HE2	4:A:375:THR:HG22	1.70	0.55
4:A:1409:LEU:HD13	5:B:1207:LEU:HD21	1.88	0.55
4:A:686:ALA:O	4:A:690:VAL:HG23	2.06	0.55
5:B:542:MET:HB3	5:B:636:PRO:HD3	1.87	0.55
4:A:503:GLN:HB3	4:A:504:LEU:HD12	1.85	0.55
5:B:370:PHE:CD2	5:B:373:ARG:HG3	2.42	0.55
4:A:1171:GLN:C	4:A:1173:HIS:H	2.08	0.55
7:E:213:ILE:HG12	7:E:214:CYS:H	1.70	0.55
4:A:372:LYS:O	4:A:435:HIS:CE1	2.59	0.55
7:E:173:SER:O	7:E:175:LEU:N	2.38	0.55
4:A:975:HIS:C	4:A:977:LYS:HB2	2.25	0.55
7:E:18:THR:CG2	7:E:140:LEU:CD1	2.82	0.55
12:K:36:GLU:OE2	12:K:70:ARG:HD3	2.07	0.55
5:B:802:PRO:HG2	5:B:805:THR:HG22	1.89	0.55
5:B:1177:HIS:HA	5:B:1178:ASN:HB2	1.89	0.55
4:A:279:LEU:HB2	4:A:280:GLU:OE1	2.06	0.55
2:T:24:DT:H2'	2:T:24:DT:O2	2.06	0.55
4:A:208:LEU:C	4:A:208:LEU:CD2	2.75	0.55
4:A:467:THR:HG21	5:B:976:ILE:HG22	1.86	0.55
4:A:550:LEU:HD12	4:A:556:TRP:NE1	2.22	0.55
5:B:308:TRP:CH2	10:I:46:HIS:N	2.75	0.55
4:A:1364:ASN:O	4:A:1366:ARG:N	2.40	0.55
5:B:1175:LEU:CA	5:B:1177:HIS:CD2	2.86	0.55
4:A:1427:ASN:O	4:A:1432:GLN:N	2.32	0.55
12:K:47:ARG:HB3	12:K:47:ARG:HH11	1.72	0.55
4:A:91:PHE:HB2	4:A:297:GLN:HE22	1.71	0.55
9:H:112:ILE:O	9:H:112:ILE:HG23	2.06	0.55
4:A:1091:SER:HB3	4:A:1094:VAL:N	2.21	0.55
4:A:108:MET:CG	4:A:109:HIS:H	2.20	0.55
4:A:1096:SER:N	4:A:1097:GLY:CA	2.69	0.55

Continued on next page...

Continued from previous page...

Atom-1	Atom-2	Interatomic distance (Å)	Clash overlap (Å)
4:A:1319:VAL:O	4:A:1322:ILE:CD1	2.54	0.55
4:A:445:ASN:HB2	4:A:455:MET:HG2	1.87	0.55
4:A:331:GLY:HA2	4:A:337:ARG:HG3	1.89	0.55
5:B:837:ASP:OD2	5:B:837:ASP:N	2.39	0.55
5:B:524:PRO:HG3	5:B:748:ILE:HD12	1.89	0.55
5:B:572:HIS:C	5:B:573:GLN:O	2.45	0.54
6:C:39:ALA:CA	6:C:164:ALA:HB3	2.27	0.54
1:R:4:G:H2'	1:R:5:A:H8	1.72	0.54
4:A:381:THR:O	4:A:383:TYR:N	2.40	0.54
10:I:14:LEU:HD23	10:I:27:PHE:HB3	1.88	0.54
10:I:20:LYS:CG	10:I:24:ARG:H	2.17	0.54
5:B:868:MET:N	5:B:869:SER:CA	2.67	0.54
10:I:101:PHE:HD1	10:I:101:PHE:H	1.55	0.54
5:B:558:LEU:HB3	5:B:563:MET:SD	2.47	0.54
5:B:705:MET:N	5:B:710:LEU:HD13	2.22	0.54
4:A:466:SER:O	5:B:1103:ILE:HD11	2.07	0.54
8:F:111:LEU:H	8:F:111:LEU:HD12	1.72	0.54
4:A:768:GLN:NE2	4:A:816:HIS:CE1	2.74	0.54
4:A:53:LEU:O	4:A:54:ASN:OD1	2.25	0.54
4:A:320:ARG:CB	4:A:321:PRO:HA	2.37	0.54
4:A:1169:ILE:HG13	4:A:1169:ILE:O	2.07	0.54
7:E:29:PHE:O	7:E:30:ILE:HB	2.08	0.54
5:B:957:ASN:OD1	5:B:958:GLN:N	2.40	0.54
9:H:111:LEU:CA	9:H:112:ILE:CG2	2.84	0.54
5:B:1106:ARG:HH11	5:B:1126:GLY:HA2	1.72	0.54
4:A:1406:VAL:HG12	4:A:1410:PHE:CE1	2.43	0.54
6:C:186:LEU:HB3	6:C:188:HIS:HD2	1.72	0.54
10:I:43:VAL:CG1	10:I:44:TYR:HA	2.37	0.54
5:B:709:ASP:HB3	5:B:710:LEU:CB	2.37	0.54
4:A:1091:SER:HB2	4:A:1092:LYS:C	2.27	0.54
5:B:999:MET:HG3	5:B:1000:PRO:HD2	1.89	0.54
5:B:386:LEU:O	5:B:390:LEU:HG	2.07	0.54
4:A:110:CYS:SG	4:A:111:GLY:N	2.81	0.54
4:A:1223:ASP:CB	4:A:1243:VAL:HB	2.38	0.54
4:A:973:ILE:HG12	4:A:974:ASP:HA	1.86	0.54
5:B:1017:ILE:H	5:B:1018:PRO:CD	2.20	0.54
5:B:684:LEU:HD23	5:B:689:LEU:HD13	1.90	0.54
4:A:700:ASN:O	4:A:702:LEU:N	2.41	0.54
12:K:40:HIS:HA	12:K:43:GLY:H	1.73	0.54
4:A:840:ARG:NH2	4:A:1106:ASN:OD1	2.40	0.54
4:A:1154:TYR:CG	4:A:1155:ASP:N	2.75	0.54

Continued on next page...

Continued from previous page...

Atom-1	Atom-2	Interatomic distance (Å)	Clash overlap (Å)
10:I:75:CYS:HG	10:I:110:PHE:HE2	1.43	0.54
5:B:1176:ASN:O	5:B:1177:HIS:CD2	2.61	0.54
4:A:1436:ILE:CG2	4:A:1437:GLY:N	2.67	0.54
9:H:107:VAL:CG1	9:H:111:LEU:O	2.55	0.53
9:H:128:ASN:HA	9:H:130:ARG:N	2.16	0.53
4:A:284:ALA:N	4:A:285:PRO:HD2	2.20	0.53
4:A:1200:ALA:CA	4:A:1201:ALA:HB3	2.38	0.53
10:I:86:PHE:HD1	10:I:87:GLN:O	1.91	0.53
4:A:582:ILE:HG22	4:A:610:GLY:HA2	1.88	0.53
7:E:137:GLU:O	7:E:139:ALA:HB3	2.07	0.53
7:E:138:ALA:HA	7:E:139:ALA:C	2.28	0.53
9:H:6:PHE:O	9:H:7:ASP:HB3	2.08	0.53
5:B:779:GLY:O	5:B:795:ILE:HA	2.07	0.53
5:B:1131:GLY:O	5:B:1134:GLU:HB2	2.08	0.53
5:B:515:HIS:H	5:B:518:HIS:HD2	1.54	0.53
9:H:82:PRO:O	9:H:83:GLN:HB3	2.07	0.53
4:A:365:GLY:HA3	4:A:469:ARG:HB2	1.90	0.53
4:A:699:ALA:N	4:A:700:ASN:CA	2.65	0.53
9:H:81:PRO:HB2	9:H:82:PRO:HD2	1.88	0.53
10:I:33:SER:HA	10:I:34:TYR:CB	2.39	0.53
4:A:1053:PHE:O	4:A:1056:SER:N	2.32	0.53
5:B:23:ALA:O	5:B:654:ARG:HD3	2.09	0.53
10:I:71:SER:HG	10:I:101:PHE:HE2	1.56	0.53
4:A:826:ASP:HA	4:A:830:LYS:H	1.73	0.53
4:A:971:PHE:N	4:A:971:PHE:CD1	2.76	0.53
4:A:565:ILE:CG2	4:A:567:LYS:HE3	2.38	0.53
4:A:596:THR:C	4:A:598:LEU:N	2.60	0.53
5:B:842:ASN:HD22	5:B:845:SER:HB3	1.73	0.53
11:J:10:CYS:SG	11:J:11:GLY:N	2.79	0.53
4:A:709:THR:CA	4:A:710:LEU:CB	2.30	0.53
8:F:99:LEU:HD21	8:F:103:MET:CE	2.38	0.53
5:B:294:ASP:N	5:B:297:ILE:HG12	2.24	0.53
4:A:754:SER:N	4:A:757:ASN:HD22	1.94	0.53
5:B:998:ASP:OD2	5:B:998:ASP:N	2.41	0.53
6:C:182:PRO:HG3	6:C:206:ASN:O	2.08	0.53
5:B:614:SER:HB3	5:B:694:ASP:OD1	2.09	0.53
4:A:858:ASN:HD21	4:A:862:ASN:H	1.55	0.53
5:B:1019:SER:HB2	5:B:1020:ARG:CG	2.35	0.53
4:A:1082:ASN:N	4:A:1083:THR:HA	2.23	0.53
5:B:883:LEU:HD22	5:B:884:ARG:N	2.24	0.53
13:L:54:ARG:O	13:L:55:ILE:C	2.46	0.53

Continued on next page...

Continued from previous page...

Atom-1	Atom-2	Interatomic distance (Å)	Clash overlap (Å)
4:A:915:SER:O	4:A:919:ILE:HG12	2.09	0.53
4:A:590:ARG:HD2	4:A:604:GLY:HA2	1.90	0.53
7:E:165:LEU:HD13	7:E:170:LEU:HB2	1.91	0.53
9:H:95:TYR:CE2	9:H:97:MET:HG3	2.43	0.53
4:A:708:MET:O	4:A:710:LEU:HB2	2.10	0.52
4:A:565:ILE:HG23	4:A:567:LYS:HE3	1.91	0.52
4:A:1226:VAL:O	4:A:1228:TRP:CZ2	2.62	0.52
4:A:51:GLY:HA2	4:A:56:PRO:HG3	1.91	0.52
6:C:66:ARG:HB3	6:C:66:ARG:HH11	1.73	0.52
4:A:800:VAL:HG11	4:A:808:LEU:HG	1.90	0.52
4:A:286:HIS:C	4:A:286:HIS:CD2	2.81	0.52
5:B:709:ASP:CA	5:B:710:LEU:CB	2.83	0.52
4:A:54:ASN:O	4:A:55:ASP:HB2	2.09	0.52
5:B:911:ILE:HG22	5:B:912:ILE:HG13	1.91	0.52
7:E:79:TRP:HE1	7:E:96:PHE:HE1	1.55	0.52
5:B:557:PHE:O	5:B:561:TRP:HB3	2.09	0.52
4:A:711:ARG:HA	4:A:713:SER:HB2	1.91	0.52
4:A:1086:PHE:N	4:A:1086:PHE:CD1	2.77	0.52
4:A:1116:LEU:HD13	4:A:1329:THR:CG2	2.39	0.52
5:B:61:ASP:HA	5:B:64:CYS:HB2	1.91	0.52
9:H:126:GLU:HG2	9:H:127:GLY:N	2.22	0.52
4:A:855:THR:HG23	4:A:857:ARG:HE	1.72	0.52
5:B:842:ASN:HB3	5:B:845:SER:OG	2.09	0.52
4:A:423:ASP:CG	4:A:424:ILE:H	2.13	0.52
5:B:571:PRO:CD	5:B:572:HIS:CG	2.84	0.52
4:A:630:ILE:HD12	4:A:630:ILE:N	2.19	0.52
4:A:800:VAL:HG13	4:A:812:GLU:OE2	2.09	0.52
2:T:27:DA:N3	2:T:27:DA:H2'	2.25	0.52
5:B:600:LEU:HB3	5:B:615:MET:SD	2.50	0.52
6:C:56:THR:HG21	6:C:145:CYS:SG	2.49	0.52
4:A:868:TYR:CZ	4:A:1064:VAL:HG11	2.37	0.52
4:A:909:ASP:O	4:A:911:SER:N	2.43	0.52
5:B:212:LEU:HD21	5:B:461:LEU:CD1	2.39	0.52
6:C:251:LEU:O	6:C:255:VAL:HG23	2.09	0.52
13:L:27:LEU:N	13:L:27:LEU:HD23	2.24	0.52
4:A:1153:TYR:HB3	4:A:1192:LEU:HD11	1.92	0.52
4:A:702:LEU:CD2	4:A:704:ALA:CB	2.83	0.52
5:B:764:SER:N	5:B:765:PRO:HD2	2.25	0.52
4:A:1091:SER:HB2	4:A:1093:LYS:C	2.30	0.52
4:A:304:MET:SD	5:B:1210:MET:HA	2.49	0.52
4:A:407:ARG:HG2	4:A:430:TRP:CH2	2.45	0.52

Continued on next page...

Continued from previous page...

Atom-1	Atom-2	Interatomic distance (Å)	Clash overlap (Å)
4:A:1147:THR:HG23	4:A:1196:GLU:H	1.74	0.52
5:B:486:TYR:OH	5:B:1096:ARG:HB3	2.10	0.52
4:A:115:LEU:HD11	4:A:145:LYS:HD2	1.91	0.52
4:A:287:HIS:CD2	4:A:287:HIS:O	2.63	0.52
10:I:17:ARG:O	10:I:25:LEU:HD12	2.10	0.52
5:B:706:GLN:HB2	5:B:710:LEU:CD1	2.39	0.52
9:H:90:ALA:C	9:H:92:ASP:N	2.63	0.52
4:A:504:LEU:HD12	4:A:504:LEU:N	2.20	0.52
4:A:567:LYS:HZ3	9:H:43:ASN:HB3	1.74	0.52
4:A:575:LYS:NZ	4:A:615:GLY:H	2.07	0.52
4:A:869:GLY:O	7:E:204:THR:HG21	2.10	0.52
5:B:270:LYS:HA	5:B:281:PRO:HA	1.91	0.52
4:A:702:LEU:CG	4:A:704:ALA:H	2.10	0.52
5:B:299:GLU:OE1	5:B:572:HIS:CE1	2.63	0.52
4:A:523:ILE:HG22	4:A:528:LEU:HB2	1.92	0.52
4:A:901:LEU:HD22	4:A:919:ILE:HG22	1.91	0.52
4:A:1086:PHE:O	5:B:765:PRO:HG3	2.10	0.51
5:B:811:TYR:HD1	5:B:811:TYR:H	1.58	0.51
4:A:374:LEU:O	4:A:436:ILE:HG13	2.10	0.51
5:B:979:LYS:HA	5:B:989:THR:HG22	1.92	0.51
4:A:384:ASN:O	4:A:388:LEU:HB2	2.10	0.51
4:A:1436:ILE:HD13	5:B:1139:ILE:HG23	1.92	0.51
5:B:361:LEU:O	5:B:363:HIS:O	2.27	0.51
9:H:105:GLU:O	9:H:106:GLU:CB	2.57	0.51
5:B:118:ARG:NH2	5:B:194:GLU:OE1	2.41	0.51
4:A:1151:GLU:C	4:A:1152:ILE:HG13	2.31	0.51
5:B:294:ASP:H	5:B:297:ILE:HG12	1.76	0.51
4:A:961:ARG:NH1	4:A:961:ARG:CG	2.67	0.51
8:F:145:ASP:O	8:F:146:TRP:CB	2.58	0.51
6:C:86:CYS:SG	6:C:87:PHE:N	2.83	0.51
4:A:38:PRO:HG3	4:A:270:LEU:HB3	1.92	0.51
10:I:106:CYS:HB2	10:I:107:SER:OG	2.11	0.51
5:B:879:ARG:HD3	5:B:885:MET:SD	2.49	0.51
5:B:351:TYR:H	5:B:354:ASP:HB2	1.74	0.51
4:A:90:VAL:HG13	4:A:297:GLN:OE1	2.10	0.51
4:A:1027:ALA:O	4:A:1031:VAL:HG23	2.10	0.51
6:C:22:LEU:CD2	6:C:25:VAL:HG21	2.40	0.51
4:A:286:HIS:CG	4:A:289:ILE:HB	2.46	0.51
4:A:1066:VAL:O	4:A:1069:ALA:CB	2.30	0.51
10:I:108:HIS:C	10:I:109:ILE:HG13	2.29	0.51
4:A:249:SER:HB3	4:A:259:GLU:CG	2.41	0.51

Continued on next page...

Continued from previous page...

Atom-1	Atom-2	Interatomic distance (Å)	Clash overlap (Å)
5:B:634:TYR:CE1	5:B:692:TYR:CD1	2.98	0.51
6:C:241:ASP:O	6:C:245:VAL:HG23	2.10	0.51
11:J:16:ASP:OD1	11:J:17:LYS:HG3	2.11	0.51
4:A:701:LEU:H	4:A:701:LEU:CD2	2.22	0.51
4:A:702:LEU:HG	4:A:704:ALA:CA	2.41	0.51
10:I:17:ARG:HA	10:I:18:GLU:HB3	1.92	0.51
4:A:1080:THR:C	4:A:1082:ASN:N	2.64	0.51
5:B:1033:LYS:HG3	5:B:1089:PRO:HD3	1.91	0.51
4:A:38:PRO:CB	4:A:39:GLU:HA	2.39	0.51
4:A:988:LEU:O	4:A:988:LEU:HD23	2.11	0.51
5:B:327:ARG:O	5:B:330:ALA:CB	2.55	0.51
4:A:380:VAL:HG22	4:A:430:TRP:N	2.26	0.51
5:B:842:ASN:O	5:B:845:SER:N	2.44	0.51
4:A:1162:VAL:HG22	4:A:1163:ILE:H	1.69	0.51
4:A:973:ILE:N	4:A:974:ASP:OD2	2.44	0.51
9:H:137:GLN:CG	9:H:138:GLU:N	2.57	0.51
5:B:291:ILE:HG22	5:B:293:PRO:HD2	1.91	0.51
5:B:1148:LYS:O	5:B:1152:MET:HB2	2.11	0.51
6:C:107:SER:OG	6:C:111:THR:OG1	2.28	0.51
4:A:1064:VAL:O	4:A:1068:ALA:CB	2.58	0.51
13:L:55:ILE:O	13:L:56:LEU:CB	2.42	0.51
6:C:18:VAL:HG12	6:C:20:PHE:HD2	1.76	0.51
8:F:72:LYS:O	8:F:73:ALA:HB2	2.10	0.51
5:B:553:PRO:HA	5:B:556:THR:HG22	1.93	0.51
5:B:994:TYR:HB2	5:B:999:MET:CE	2.41	0.51
4:A:663:SER:HB2	5:B:827:ILE:O	2.11	0.51
4:A:1155:ASP:OD1	4:A:1157:ASP:CB	2.59	0.50
9:H:5:LEU:HD12	9:H:59:ILE:HG22	1.93	0.50
6:C:35:ARG:HH12	12:K:41:THR:N	2.10	0.50
1:R:4:G:H2'	1:R:5:A:C8	2.46	0.50
4:A:986:ILE:O	4:A:990:VAL:HG23	2.10	0.50
4:A:1071:SER:N	4:A:1072:ILE:CB	2.53	0.50
4:A:1075:PRO:HB2	4:A:1079:MET:HG3	1.93	0.50
4:A:1392:SER:O	4:A:1394:THR:N	2.44	0.50
4:A:782:ARG:HB3	4:A:789:LYS:HA	1.93	0.50
6:C:186:LEU:HB3	6:C:188:HIS:CD2	2.47	0.50
4:A:344:ARG:HB3	5:B:1118:PRO:HD2	1.93	0.50
4:A:86:LEU:HA	4:A:273:ASN:HD21	1.76	0.50
4:A:338:GLY:O	5:B:1129:ARG:NH1	2.43	0.50
4:A:699:ALA:HB3	4:A:700:ASN:HA	1.93	0.50
5:B:878:GLN:HG3	5:B:881:ASN:CB	2.39	0.50

Continued on next page...

Continued from previous page...

Atom-1	Atom-2	Interatomic distance (Å)	Clash overlap (Å)
5:B:515:HIS:HD2	5:B:517:THR:H	1.58	0.50
4:A:781:ASP:O	4:A:790:ASP:N	2.35	0.50
10:I:2:THR:HG23	10:I:3:THR:H	1.76	0.50
4:A:69:THR:HG22	4:A:71:GLN:HE22	1.77	0.50
5:B:1156:ASP:HB2	5:B:1197:PRO:HA	1.93	0.50
5:B:642:ASP:HA	5:B:649:LYS:HA	1.93	0.50
4:A:43:GLU:O	4:A:43:GLU:HG2	2.12	0.50
4:A:1155:ASP:OD1	4:A:1156:PRO:O	2.30	0.50
4:A:1160:SER:HB2	4:A:1162:VAL:CG1	2.38	0.50
4:A:1154:TYR:C	4:A:1192:LEU:HG	2.32	0.50
4:A:971:PHE:O	4:A:972:HIS:C	2.50	0.50
4:A:1226:VAL:HB	4:A:1228:TRP:HH2	1.65	0.50
5:B:976:ILE:O	5:B:990:ILE:HB	2.12	0.50
5:B:483:LEU:CD2	5:B:484:ASN:H	2.24	0.50
9:H:95:TYR:HE2	9:H:97:MET:CG	2.25	0.50
4:A:1200:ALA:HB2	4:A:1203:ASN:CB	2.39	0.50
4:A:899:VAL:HB	4:A:929:LEU:HD11	1.92	0.50
4:A:541:ILE:HG21	4:A:549:MET:HE1	1.93	0.50
5:B:115:GLN:HG2	5:B:193:LYS:HB2	1.93	0.50
5:B:1002:THR:HG22	5:B:1006:ILE:N	2.26	0.50
4:A:875:ALA:HB2	4:A:1366:ARG:CD	2.42	0.50
4:A:1089:VAL:CG1	4:A:1090:ALA:CA	2.89	0.50
4:A:399:HIS:CE1	4:A:462:VAL:HG21	2.47	0.50
4:A:413:ILE:O	4:A:413:ILE:HG22	2.11	0.50
4:A:1391:ARG:O	4:A:1393:ASN:N	2.45	0.50
4:A:1080:THR:HG23	4:A:1081:LEU:N	2.26	0.50
5:B:1135:ARG:HG2	5:B:1139:ILE:HD11	1.94	0.50
5:B:476:ARG:O	5:B:478:GLY:N	2.44	0.50
4:A:367:PRO:HD2	4:A:370:ILE:HD12	1.94	0.50
11:J:9:SER:OG	11:J:45:CYS:HB2	2.12	0.50
7:E:100:ILE:HG23	7:E:105:PHE:HB2	1.93	0.50
4:A:290:GLU:OE2	4:A:291:GLU:HG3	2.11	0.50
4:A:841:LEU:HD13	4:A:1072:ILE:CG2	2.42	0.50
5:B:571:PRO:HD2	5:B:572:HIS:CB	2.42	0.50
4:A:381:THR:C	4:A:383:TYR:N	2.64	0.50
5:B:108:VAL:HG12	5:B:109:THR:N	2.27	0.50
4:A:1398:MET:HB2	4:A:1425:SER:HB2	1.93	0.50
4:A:1164:PRO:O	4:A:1165:GLU:C	2.50	0.50
5:B:995:ARG:HB3	5:B:997:GLU:OE2	2.12	0.50
5:B:977:GLY:HA3	5:B:1099:VAL:CG1	2.42	0.50
4:A:1157:ASP:N	4:A:1159:ARG:CG	2.75	0.49

Continued on next page...

Continued from previous page...

Atom-1	Atom-2	Interatomic distance (Å)	Clash overlap (Å)
4:A:709:THR:HG22	4:A:710:LEU:CD2	2.19	0.49
4:A:567:LYS:HE2	9:H:95:TYR:CZ	2.47	0.49
5:B:879:ARG:O	5:B:880:THR:CG2	2.53	0.49
4:A:1089:VAL:CG1	4:A:1090:ALA:N	2.75	0.49
5:B:256:VAL:HG11	5:B:382:ILE:HD12	1.94	0.49
1:R:9:G:H22	2:T:21:DC:H1'	1.77	0.49
4:A:1054:LEU:H	4:A:1054:LEU:HD13	1.77	0.49
5:B:391:ASP:CA	5:B:392:ARG:HB2	2.43	0.49
7:E:213:ILE:HG12	7:E:214:CYS:N	2.27	0.49
4:A:972:HIS:HD2	4:A:972:HIS:N	2.09	0.49
5:B:836:GLU:C	5:B:837:ASP:OD2	2.51	0.49
7:E:140:LEU:HA	7:E:142:VAL:N	2.27	0.49
5:B:35:SER:HA	5:B:811:TYR:CE2	2.43	0.49
4:A:534:LEU:O	4:A:574:GLY:HA3	2.12	0.49
4:A:719:VAL:O	4:A:723:ASN:ND2	2.45	0.49
4:A:1356:ILE:O	4:A:1361:SER:HB2	2.12	0.49
4:A:1191:TRP:HA	4:A:1192:LEU:HB3	1.69	0.49
4:A:830:LYS:HZ3	4:A:1094:VAL:HG13	1.76	0.49
4:A:1098:VAL:H	4:A:1099:PRO:HD2	1.75	0.49
5:B:864:LYS:HB2	5:B:871:THR:HA	1.93	0.49
5:B:435:THR:O	5:B:436:VAL:C	2.51	0.49
4:A:638:GLY:H	4:A:641:VAL:HB	1.78	0.49
4:A:1278:ASN:O	4:A:1310:GLY:HA3	2.12	0.49
4:A:1066:VAL:O	4:A:1070:GLN:OE1	2.31	0.49
4:A:1084:PHE:HD1	4:A:1086:PHE:HA	1.77	0.49
5:B:571:PRO:O	5:B:574:SER:O	2.31	0.49
4:A:446:ARG:NH2	4:A:485:ASP:OD2	2.43	0.49
10:I:43:VAL:HG12	10:I:45:ARG:H	1.78	0.49
5:B:1019:SER:H	5:B:1020:ARG:CA	2.24	0.49
10:I:71:SER:OG	10:I:101:PHE:HE2	1.96	0.49
5:B:292:ILE:H	5:B:293:PRO:CD	2.25	0.49
7:E:28:TYR:HA	7:E:64:PRO:HA	1.94	0.49
4:A:445:ASN:CB	4:A:455:MET:HG2	2.42	0.49
4:A:1011:GLN:NE2	4:A:1015:VAL:HG21	2.28	0.49
10:I:52:ILE:HG13	10:I:53:GLY:N	2.27	0.49
10:I:19:ASP:N	10:I:20:LYS:CB	2.76	0.49
4:A:827:THR:HG1	4:A:1083:THR:HG21	1.75	0.49
5:B:704:ALA:HB1	5:B:710:LEU:HD22	1.93	0.49
5:B:294:ASP:HB3	10:I:12:ASN:HA	1.94	0.49
5:B:376:PHE:CE2	5:B:569:TYR:CD2	2.96	0.49
4:A:845:LEU:O	4:A:848:ILE:HG12	2.13	0.49

Continued on next page...

Continued from previous page...

Atom-1	Atom-2	Interatomic distance (Å)	Clash overlap (Å)
4:A:909:ASP:C	4:A:911:SER:N	2.66	0.49
4:A:702:LEU:CG	4:A:704:ALA:CB	2.88	0.49
5:B:574:SER:HB2	5:B:591:ARG:HG2	1.95	0.49
4:A:244:PRO:HB2	4:A:245:PRO:HD3	1.95	0.49
4:A:503:GLN:HB2	4:A:504:LEU:HD13	1.95	0.49
5:B:1166:CYS:O	5:B:1167:GLY:C	2.50	0.49
5:B:865:LYS:HG3	5:B:866:TYR:N	2.19	0.49
4:A:658:LEU:HD21	5:B:1076:HIS:HD2	1.78	0.49
4:A:706:HIS:HD2	4:A:1283:VAL:HG13	1.77	0.49
5:B:882:THR:CB	5:B:883:LEU:CA	2.84	0.49
4:A:1318:THR:CB	7:E:141:VAL:HG11	2.43	0.49
4:A:898:ARG:HB2	4:A:933:TYR:CE1	2.48	0.49
4:A:696:GLU:O	4:A:700:ASN:O	2.31	0.48
5:B:942:ARG:HB2	5:B:945:GLU:HB2	1.94	0.48
9:H:90:ALA:HB1	9:H:93:TYR:O	2.13	0.48
4:A:503:GLN:O	4:A:509:LEU:HD13	2.13	0.48
5:B:391:ASP:HA	5:B:392:ARG:HB2	1.93	0.48
4:A:1057:VAL:HG12	4:A:1058:VAL:O	2.13	0.48
4:A:206:GLU:O	4:A:210:ILE:HG12	2.13	0.48
2:T:17:DG:H5"	2:T:18:DC:OP1	2.13	0.48
4:A:683:ILE:HG21	4:A:801:GLU:HG3	1.95	0.48
5:B:483:LEU:HD22	5:B:484:ASN:H	1.79	0.48
4:A:1207:LEU:HD22	4:A:1212:VAL:HG23	1.93	0.48
5:B:1020:ARG:O	5:B:1022:THR:HG22	2.14	0.48
4:A:1167:GLU:OE1	4:A:1170:ILE:HG22	2.13	0.48
5:B:705:MET:HB2	5:B:710:LEU:HD11	1.95	0.48
7:E:139:ALA:O	7:E:141:VAL:HB	2.13	0.48
5:B:744:HIS:CD2	5:B:746:SER:OG	2.67	0.48
9:H:6:PHE:CE1	9:H:131:ASN:ND2	2.80	0.48
10:I:19:ASP:HA	10:I:20:LYS:C	2.34	0.48
4:A:1070:GLN:O	4:A:1073:GLY:N	2.46	0.48
9:H:111:LEU:CD2	9:H:111:LEU:N	2.76	0.48
4:A:78:PRO:O	5:B:1205:GLN:NE2	2.44	0.48
5:B:1176:ASN:C	5:B:1177:HIS:CD2	2.87	0.48
5:B:886:LYS:O	5:B:888:GLY:N	2.32	0.48
5:B:1202:LEU:HD13	5:B:1206:GLU:HG3	1.95	0.48
5:B:784:ASN:ND2	5:B:788:ARG:HD2	2.29	0.48
4:A:852:TYR:HA	4:A:1060:PRO:HB3	1.95	0.48
4:A:387:ARG:O	4:A:391:LEU:HD23	2.13	0.48
10:I:3:THR:HA	10:I:4:PHE:CD1	2.43	0.48
4:A:1054:LEU:HD23	4:A:1054:LEU:C	2.33	0.48

Continued on next page...

Continued from previous page...

Atom-1	Atom-2	Interatomic distance (Å)	Clash overlap (Å)
4:A:901:LEU:HD12	4:A:926:GLN:HG2	1.94	0.48
5:B:1106:ARG:HG3	5:B:1107:ALA:N	2.29	0.48
4:A:636:GLU:O	4:A:637:LYS:C	2.51	0.48
8:F:109:VAL:HG12	8:F:110:ASP:N	2.28	0.48
10:I:43:VAL:HG12	10:I:45:ARG:N	2.29	0.48
8:F:119:ARG:CG	8:F:119:ARG:NH1	2.76	0.48
4:A:1162:VAL:CG2	4:A:1163:ILE:O	2.62	0.48
10:I:16:PRO:C	10:I:17:ARG:HG2	2.33	0.48
5:B:878:GLN:O	5:B:881:ASN:HB2	2.14	0.48
5:B:1176:ASN:O	5:B:1177:HIS:ND1	2.47	0.48
4:A:265:LYS:NZ	4:A:313:GLN:HE22	2.11	0.48
4:A:1407:GLU:HA	4:A:1410:PHE:HB2	1.96	0.48
12:K:12:LEU:H	12:K:12:LEU:HD12	1.77	0.48
5:B:956:THR:HA	5:B:961:LEU:O	2.14	0.48
5:B:1175:LEU:CA	5:B:1177:HIS:HD2	2.14	0.48
10:I:43:VAL:HG12	10:I:44:TYR:HA	1.96	0.48
4:A:701:LEU:N	4:A:701:LEU:HD23	2.22	0.48
4:A:707:GLY:CA	4:A:709:THR:H	2.19	0.48
4:A:802:ASN:ND2	5:B:728:ARG:HB2	2.29	0.48
5:B:648:HIS:CG	5:B:649:LYS:H	2.32	0.48
6:C:124:LEU:C	6:C:126:GLY:H	2.17	0.48
4:A:1159:ARG:HG2	4:A:1161:THR:HG23	1.96	0.47
10:I:20:LYS:HG3	10:I:23:ASN:H	1.79	0.47
5:B:882:THR:CG2	5:B:935:ARG:HA	2.44	0.47
4:A:700:ASN:O	4:A:702:LEU:CA	2.62	0.47
9:H:111:LEU:CA	9:H:112:ILE:HG22	2.39	0.47
5:B:515:HIS:H	5:B:518:HIS:CD2	2.31	0.47
4:A:591:PHE:HA	4:A:595:THR:HG21	1.96	0.47
4:A:1078:GLN:HA	4:A:1080:THR:O	2.14	0.47
5:B:684:LEU:HA	5:B:689:LEU:HD12	1.96	0.47
4:A:1078:GLN:CA	4:A:1080:THR:O	2.63	0.47
4:A:830:LYS:NZ	4:A:1094:VAL:HG13	2.29	0.47
5:B:955:THR:CG2	5:B:956:THR:H	2.09	0.47
6:C:66:ARG:HB3	6:C:66:ARG:NH1	2.30	0.47
5:B:886:LYS:C	5:B:888:GLY:H	2.13	0.47
9:H:5:LEU:HB3	9:H:6:PHE:CD2	2.50	0.47
4:A:3:GLY:HA2	4:A:4:GLN:HA	1.61	0.47
4:A:351:THR:CG2	4:A:352:VAL:N	2.77	0.47
4:A:347:PHE:CE2	4:A:375:THR:HG22	2.48	0.47
4:A:836:TYR:CZ	4:A:840:ARG:HD2	2.49	0.47
4:A:452:LYS:HB3	5:B:1140:ALA:HB3	1.97	0.47

Continued on next page...

Continued from previous page...

Atom-1	Atom-2	Interatomic distance (Å)	Clash overlap (Å)
4:A:1282:VAL:HA	4:A:1307:GLU:O	2.14	0.47
4:A:833:GLU:O	4:A:837:ILE:HG12	2.14	0.47
4:A:1069:ALA:O	4:A:1071:SER:OG	2.33	0.47
5:B:711:GLU:N	5:B:712:PRO:CD	2.63	0.47
4:A:340:LEU:HD13	4:A:1429:ILE:HG23	1.96	0.47
4:A:1162:VAL:CG2	4:A:1163:ILE:C	2.79	0.47
4:A:699:ALA:CB	4:A:700:ASN:HA	2.45	0.47
4:A:709:THR:HA	4:A:710:LEU:HB3	0.57	0.47
4:A:1364:ASN:HD22	4:A:1366:ARG:H	1.62	0.47
4:A:399:HIS:CE1	4:A:462:VAL:HG11	2.50	0.47
5:B:871:THR:HG22	5:B:872:GLU:O	2.13	0.47
4:A:185:TRP:H	4:A:199:LEU:HD13	1.80	0.47
4:A:588:LEU:HD13	4:A:632:VAL:HG21	1.97	0.47
4:A:289:ILE:CG2	4:A:290:GLU:N	2.77	0.47
10:I:15:TYR:HA	10:I:16:PRO:HD3	1.69	0.47
9:H:111:LEU:N	9:H:111:LEU:HD22	2.29	0.47
5:B:765:PRO:O	5:B:769:TYR:HD1	1.96	0.47
5:B:709:ASP:CB	5:B:710:LEU:HD12	2.37	0.47
7:E:140:LEU:HA	7:E:141:VAL:C	2.35	0.47
4:A:1239:ARG:HD3	4:A:1241:ARG:NH1	2.17	0.47
5:B:183:GLU:CA	5:B:184:ALA:CB	2.90	0.47
5:B:579:ARG:HA	5:B:589:VAL:HA	1.96	0.47
6:C:3:GLU:HB3	12:K:104:ASN:ND2	2.28	0.47
5:B:331:LEU:H	5:B:331:LEU:HD12	1.80	0.47
11:J:48:ARG:HE	11:J:49:MET:HE1	1.78	0.47
4:A:1223:ASP:O	4:A:1224:LEU:HB2	2.15	0.47
5:B:211:VAL:CG2	5:B:483:LEU:HG	2.45	0.47
5:B:781:PHE:H	5:B:781:PHE:HD2	1.62	0.47
4:A:1154:TYR:O	4:A:1192:LEU:HG	2.15	0.47
4:A:1157:ASP:N	4:A:1159:ARG:N	2.60	0.47
4:A:712:GLU:H	4:A:713:SER:CA	2.27	0.47
10:I:20:LYS:HA	10:I:21:GLU:C	2.31	0.47
4:A:1064:VAL:O	4:A:1068:ALA:HB2	2.15	0.47
9:H:89:LEU:O	9:H:89:LEU:CD2	2.48	0.47
5:B:1017:ILE:N	5:B:1018:PRO:CD	2.78	0.47
4:A:933:TYR:O	4:A:937:VAL:HG23	2.15	0.47
5:B:801:LYS:O	11:J:52:THR:HG22	2.15	0.47
4:A:1083:THR:CB	4:A:1084:PHE:HB3	2.39	0.47
4:A:1169:ILE:O	4:A:1171:GLN:O	2.33	0.47
4:A:350:ARG:HH11	4:A:488:ASN:HD21	1.63	0.47
7:E:198:ILE:HB	7:E:210:SER:HB3	1.96	0.47

Continued on next page...

Continued from previous page...

Atom-1	Atom-2	Interatomic distance (Å)	Clash overlap (Å)
6:C:162:GLY:HA3	6:C:170:TRP:CE2	2.50	0.47
9:H:23:VAL:HG11	9:H:121:LEU:HD22	1.97	0.47
5:B:866:TYR:CD1	5:B:867:GLY:N	2.83	0.47
4:A:1211:GLN:HA	4:A:1214:GLU:HG2	1.96	0.47
5:B:797:TYR:HB3	5:B:798:TYR:CD1	2.50	0.46
4:A:265:LYS:NZ	4:A:323:LYS:HE2	2.28	0.46
8:F:92:ARG:O	8:F:92:ARG:HG3	2.13	0.46
12:K:37:LYS:O	12:K:38:GLU:HG2	2.16	0.46
4:A:1159:ARG:CD	4:A:1161:THR:HG23	2.46	0.46
4:A:1192:LEU:H	4:A:1242:VAL:HG13	1.81	0.46
4:A:754:SER:N	4:A:757:ASN:ND2	2.56	0.46
4:A:582:ILE:CG2	4:A:610:GLY:HA2	2.45	0.46
4:A:599:SER:HB3	4:A:603:ASN:H	1.81	0.46
5:B:570:VAL:HB	5:B:572:HIS:HB2	1.97	0.46
7:E:23:VAL:CG1	7:E:28:TYR:HD1	2.27	0.46
5:B:239:GLU:HG3	5:B:255:GLN:HG2	1.95	0.46
5:B:1065:GLN:OE1	5:B:1069:PHE:HD1	1.99	0.46
4:A:269:ILE:HD11	4:A:300:VAL:HG23	1.98	0.46
5:B:701:ILE:HD11	5:B:703:ILE:HD11	1.96	0.46
6:C:234:SER:HB3	6:C:240:VAL:HG13	1.96	0.46
5:B:487:THR:HG22	5:B:489:SER:H	1.80	0.46
9:H:102:TYR:N	9:H:102:TYR:CD2	2.82	0.46
4:A:1284:MET:H	4:A:1284:MET:HG3	1.52	0.46
4:A:1153:TYR:O	4:A:1192:LEU:CG	2.62	0.46
10:I:17:ARG:CA	10:I:18:GLU:CB	2.93	0.46
4:A:1071:SER:HB2	4:A:1072:ILE:HG12	1.98	0.46
5:B:574:SER:CB	5:B:591:ARG:HG2	2.46	0.46
5:B:882:THR:HG21	5:B:935:ARG:HA	1.97	0.46
4:A:54:ASN:OD1	4:A:54:ASN:O	2.33	0.46
4:A:279:LEU:CB	4:A:280:GLU:OE1	2.63	0.46
5:B:744:HIS:CE1	5:B:745:PRO:HD2	2.50	0.46
5:B:1013:ASN:C	5:B:1015:HIS:H	2.19	0.46
5:B:784:ASN:HD21	5:B:788:ARG:HD2	1.81	0.46
5:B:67:SER:HB2	5:B:92:PHE:HD1	1.81	0.46
9:H:115:TYR:CE2	9:H:124:ARG:HG3	2.50	0.46
4:A:1152:ILE:CA	4:A:1153:TYR:CB	2.81	0.46
4:A:1197:LEU:HD21	4:A:1238:ILE:HG13	1.97	0.46
5:B:282:ILE:HD13	5:B:382:ILE:HG13	1.97	0.46
5:B:1001:PHE:HE1	6:C:178:PHE:CB	2.27	0.46
4:A:1173:HIS:O	4:A:1175:SER:N	2.47	0.46
4:A:375:THR:HA	4:A:434:ARG:O	2.15	0.46

Continued on next page...

Continued from previous page...

Atom-1	Atom-2	Interatomic distance (Å)	Clash overlap (Å)
5:B:1082:MET:HG2	6:C:188:HIS:O	2.15	0.46
5:B:102:VAL:HG23	5:B:112:LEU:HD22	1.97	0.46
10:I:18:GLU:HA	10:I:18:GLU:OE2	2.15	0.46
10:I:4:PHE:HD1	10:I:5:ARG:HA	1.80	0.46
5:B:883:LEU:N	5:B:883:LEU:CD1	2.73	0.46
5:B:1017:ILE:CB	5:B:1018:PRO:CD	2.92	0.46
4:A:1054:LEU:C	4:A:1054:LEU:HD22	2.36	0.46
4:A:337:ARG:HD2	5:B:1132:GLU:OE1	2.15	0.46
5:B:848:ARG:NH1	11:J:8:PHE:O	2.49	0.46
4:A:899:VAL:CG2	4:A:1029:ARG:HG2	2.46	0.46
7:E:69:ILE:HD13	7:E:73:PRO:HA	1.96	0.46
5:B:466:TRP:HB2	5:B:479:VAL:HG21	1.96	0.46
5:B:327:ARG:C	5:B:330:ALA:H	2.18	0.46
9:H:112:ILE:HG23	9:H:127:GLY:O	2.15	0.46
5:B:210:LYS:HZ2	5:B:482:VAL:HG12	1.80	0.46
4:A:108:MET:HG2	4:A:169:ASN:ND2	2.13	0.46
4:A:843:LYS:HE2	5:B:1135:ARG:HH22	1.81	0.46
6:C:80:LEU:HD22	6:C:129:ILE:HD11	1.98	0.46
5:B:616:ILE:HG13	5:B:697:GLU:HA	1.98	0.46
5:B:521:LEU:HD22	5:B:633:VAL:HG12	1.98	0.46
4:A:779:PHE:CE1	4:A:785:PRO:HD3	2.51	0.46
10:I:18:GLU:C	10:I:20:LYS:HB2	2.36	0.46
4:A:278:THR:O	4:A:279:LEU:HD23	2.16	0.46
4:A:87:ALA:H	4:A:273:ASN:HD21	1.63	0.46
4:A:416:ARG:HG3	4:A:417:TYR:CD1	2.51	0.46
4:A:50:ILE:HD13	4:A:50:ILE:H	1.80	0.46
4:A:699:ALA:HB3	4:A:700:ASN:CA	2.47	0.45
4:A:55:ASP:O	4:A:57:ARG:C	2.53	0.45
5:B:1177:HIS:CA	5:B:1178:ASN:CG	2.80	0.45
5:B:589:VAL:CG1	5:B:590:HIS:N	2.77	0.45
5:B:851:PHE:HB3	5:B:1094:ARG:HD2	1.97	0.45
7:E:173:SER:C	7:E:175:LEU:H	2.19	0.45
5:B:945:GLU:O	5:B:946:ASN:HB3	2.16	0.45
4:A:1293:SER:O	4:A:1295:THR:N	2.49	0.45
8:F:127:GLU:O	8:F:129:LYS:N	2.49	0.45
4:A:830:LYS:HZ3	4:A:1095:THR:HG22	1.80	0.45
4:A:814:PHE:O	4:A:817:ALA:HB3	2.17	0.45
5:B:821:GLN:NE2	5:B:851:PHE:H	2.12	0.45
6:C:50:GLU:HB2	6:C:156:THR:HG1	1.81	0.45
5:B:1143:ALA:HB1	5:B:1146:PHE:CB	2.44	0.45
5:B:65:GLU:O	5:B:66:ASP:CB	2.65	0.45

Continued on next page...

Continued from previous page...

Atom-1	Atom-2	Interatomic distance (Å)	Clash overlap (Å)
4:A:706:HIS:HE2	4:A:1283:VAL:HA	1.80	0.45
6:C:258:ILE:H	6:C:258:ILE:HG13	1.58	0.45
6:C:57:VAL:HG11	11:J:60:PHE:HD1	1.80	0.45
7:E:9:ILE:HD13	7:E:53:PRO:HG2	1.98	0.45
6:C:51:VAL:HA	6:C:155:LEU:HD23	1.98	0.45
6:C:18:VAL:HG12	6:C:20:PHE:CE2	2.52	0.45
4:A:907:THR:CG2	4:A:908:LEU:N	2.80	0.45
4:A:777:PHE:CD2	4:A:782:ARG:C	2.89	0.45
4:A:92:HIS:HD2	4:A:236:LEU:HD21	1.81	0.45
4:A:693:VAL:HG11	4:A:717:ASN:OD1	2.16	0.45
16:T:3000:GTP:HN22	4:A:448:PRO:HG3	1.81	0.45
12:K:82:ASP:HA	12:K:83:PRO:HD3	1.82	0.45
4:A:47:ARG:NH2	5:B:919:SER:O	2.49	0.45
10:I:17:ARG:HB2	10:I:26:LEU:HD12	1.97	0.45
10:I:17:ARG:CA	10:I:18:GLU:HB3	2.46	0.45
4:A:868:TYR:HE2	4:A:1366:ARG:HE	1.63	0.45
10:I:103:CYS:HB3	10:I:106:CYS:H	1.82	0.45
5:B:711:GLU:HG2	5:B:712:PRO:HD3	1.97	0.45
5:B:313:MET:HE2	5:B:386:LEU:HD22	1.98	0.45
5:B:827:ILE:HG12	5:B:1012:ILE:HD11	1.97	0.45
4:A:634:THR:HA	4:A:638:GLY:O	2.15	0.45
6:C:48:SER:HB3	6:C:158:VAL:HB	1.99	0.45
4:A:560:ILE:HG12	4:A:560:ILE:H	1.56	0.45
4:A:675:THR:HG21	4:A:736:ASN:ND2	2.23	0.45
9:H:7:ASP:HA	9:H:57:VAL:O	2.17	0.45
4:A:663:SER:CB	5:B:827:ILE:O	2.65	0.45
10:I:111:THR:HG22	10:I:113:ASP:H	1.82	0.45
2:T:13:DA:N6	3:N:2:DT:C4	2.85	0.45
4:A:1154:TYR:O	4:A:1192:LEU:CG	2.64	0.45
4:A:969:GLN:HA	4:A:972:HIS:HB3	1.99	0.45
4:A:1116:LEU:HD13	4:A:1329:THR:CB	2.45	0.45
4:A:546:VAL:O	4:A:550:LEU:HD23	2.17	0.45
1:R:2:U:H2'	1:R:3:C:C6	2.51	0.45
7:E:195:VAL:HA	7:E:212:ARG:O	2.16	0.45
5:B:408:LEU:HD23	5:B:545:ILE:HG21	1.98	0.45
4:A:947:PHE:CE2	4:A:954:TRP:CE2	3.05	0.45
4:A:289:ILE:HG12	4:A:290:GLU:CB	2.46	0.45
10:I:45:ARG:CA	10:I:46:HIS:CB	2.59	0.45
13:L:54:ARG:C	13:L:55:ILE:HG13	2.36	0.45
4:A:1097:GLY:C	4:A:1099:PRO:HD2	2.34	0.45
5:B:589:VAL:CG1	5:B:590:HIS:H	2.28	0.45

Continued on next page...

Continued from previous page...

Atom-1	Atom-2	Interatomic distance (Å)	Clash overlap (Å)
4:A:1011:GLN:O	4:A:1015:VAL:HG23	2.16	0.45
4:A:601:LYS:HB2	4:A:603:ASN:ND2	2.31	0.45
4:A:1127:ASP:HB3	4:A:1130:GLN:HB2	1.99	0.45
5:B:365:THR:HG21	5:B:370:PHE:CG	2.52	0.45
4:A:777:PHE:CE2	4:A:782:ARG:HA	2.52	0.45
6:C:241:ASP:HB3	12:K:109:TRP:CE2	2.52	0.45
4:A:974:ASP:HB2	4:A:975:HIS:CD2	2.51	0.45
4:A:710:LEU:HA	4:A:712:GLU:N	2.32	0.45
5:B:326:ASP:HB3	5:B:328:GLU:O	2.17	0.45
9:H:111:LEU:HB2	9:H:112:ILE:HG21	1.83	0.45
5:B:797:TYR:HB2	5:B:852:ARG:O	2.17	0.45
5:B:361:LEU:HD21	5:B:377:PHE:HD2	1.80	0.45
4:A:815:PHE:O	4:A:818:MET:HB2	2.16	0.45
5:B:911:ILE:HD11	5:B:941:LEU:HG	1.99	0.45
4:A:302:THR:HG23	4:A:306:ASN:HB3	1.98	0.45
5:B:168:GLY:H	5:B:450:ALA:HB1	1.82	0.45
5:B:179:CYS:SG	5:B:180:TYR:N	2.90	0.45
5:B:913:GLY:HA2	5:B:938:SER:HB3	1.98	0.45
4:A:960:ILE:HG13	4:A:1049:ILE:HD11	1.99	0.45
4:A:683:ILE:HG22	4:A:687:LYS:HG3	1.98	0.45
4:A:702:LEU:HD21	4:A:704:ALA:HB3	1.97	0.44
5:B:843:GLN:HB3	5:B:995:ARG:HG3	1.99	0.44
6:C:134:ILE:HD12	6:C:141:GLY:H	1.81	0.44
5:B:327:ARG:HA	5:B:327:ARG:HD3	1.46	0.44
4:A:943:LEU:C	4:A:945:GLU:H	2.19	0.44
4:A:1236:LEU:CA	4:A:1237:ILE:HB	2.41	0.44
4:A:814:PHE:CE1	5:B:524:PRO:HB3	2.52	0.44
5:B:822:ASN:O	11:J:48:ARG:NH1	2.50	0.44
1:R:3:C:H2'	1:R:4:G:C8	2.53	0.44
5:B:67:SER:HB2	5:B:92:PHE:H	1.81	0.44
10:I:114:GLN:HA	10:I:115:LYS:HA	1.83	0.44
12:K:20:LYS:HB3	12:K:34:THR:HB	2.00	0.44
4:A:701:LEU:O	4:A:701:LEU:HG	2.18	0.44
4:A:1072:ILE:CG2	4:A:1073:GLY:N	2.56	0.44
4:A:1075:PRO:O	4:A:1076:ALA:C	2.55	0.44
5:B:549:THR:HG22	5:B:550:ASP:N	2.25	0.44
4:A:534:LEU:HD21	4:A:578:LEU:HB2	1.99	0.44
6:C:250:THR:HA	6:C:253:LYS:HB2	1.99	0.44
4:A:353:ILE:HD13	4:A:487:MET:SD	2.58	0.44
7:E:153:HIS:CE1	7:E:184:VAL:HG11	2.52	0.44
10:I:4:PHE:CD1	10:I:5:ARG:HA	2.53	0.44

Continued on next page...

Continued from previous page...

Atom-1	Atom-2	Interatomic distance (Å)	Clash overlap (Å)
4:A:630:ILE:H	4:A:630:ILE:CD1	2.19	0.44
5:B:1030:LEU:HD11	5:B:1068:GLY:CA	2.47	0.44
5:B:515:HIS:CD2	5:B:517:THR:H	2.34	0.44
7:E:202:SER:OG	7:E:204:THR:HG22	2.18	0.44
4:A:1211:GLN:OE1	4:A:1274:ARG:NH2	2.51	0.44
4:A:639:PRO:HG2	4:A:640:GLN:H	1.83	0.44
7:E:124:VAL:HB	7:E:125:PRO:HD3	2.00	0.44
4:A:774:ARG:O	4:A:775:ILE:C	2.55	0.44
5:B:898:LEU:HG	5:B:898:LEU:H	1.49	0.44
5:B:123:THR:HG22	5:B:125:SER:HB3	1.99	0.44
5:B:572:HIS:H	5:B:573:GLN:CA	2.29	0.44
4:A:802:ASN:HD21	5:B:729:ILE:N	2.01	0.44
5:B:225:VAL:HG11	5:B:388:CYS:CB	2.42	0.44
4:A:1011:GLN:NE2	4:A:1015:VAL:CG2	2.81	0.44
16:T:3000:GTP:O2A	16:T:3000:GTP:H4'	2.18	0.44
4:A:219:PHE:O	4:A:220:THR:C	2.56	0.44
4:A:1191:TRP:CB	4:A:1192:LEU:CB	2.93	0.44
4:A:802:ASN:HD21	5:B:728:ARG:HB2	1.82	0.44
4:A:384:ASN:C	4:A:384:ASN:OD1	2.56	0.44
4:A:148:CYS:H	4:A:170:THR:HG22	1.83	0.44
4:A:1340:GLY:HA2	7:E:183:PRO:HD2	1.98	0.44
4:A:834:THR:HG23	4:A:835:GLY:N	2.32	0.44
5:B:882:THR:HG21	5:B:936:ASP:H	1.82	0.44
4:A:77:CYS:HA	4:A:78:PRO:HD3	1.83	0.44
5:B:276:ILE:HD12	5:B:351:TYR:HE2	1.83	0.44
4:A:1427:ASN:H	4:A:1427:ASN:HD22	1.65	0.44
4:A:453:MET:C	4:A:455:MET:H	2.21	0.44
5:B:424:LEU:HD22	5:B:453:ILE:HD11	2.00	0.44
4:A:1143:LEU:HD13	4:A:1273:LEU:HD21	2.00	0.44
4:A:538:ASP:HB2	9:H:20:TYR:HD2	1.83	0.44
4:A:670:ILE:HD13	4:A:805:LEU:HD21	1.99	0.44
4:A:1153:TYR:CB	4:A:1192:LEU:HD12	2.46	0.44
4:A:974:ASP:HB2	4:A:975:HIS:CE1	2.52	0.44
4:A:705:LYS:O	4:A:709:THR:HG23	2.18	0.44
9:H:95:TYR:HE2	9:H:97:MET:SD	2.41	0.44
5:B:836:GLU:HG3	5:B:837:ASP:OD2	2.17	0.44
4:A:814:PHE:HB2	5:B:519:TRP:CZ3	2.46	0.44
12:K:40:HIS:HB3	12:K:61:TYR:CE1	2.53	0.44
16:T:3000:GTP:O2G	16:T:3000:GTP:O1A	2.35	0.44
12:K:82:ASP:OD2	12:K:84:LYS:HB2	2.18	0.44
4:A:538:ASP:HB2	9:H:20:TYR:CD2	2.53	0.44

Continued on next page...

Continued from previous page...

Atom-1	Atom-2	Interatomic distance (Å)	Clash overlap (Å)
4:A:253:ASN:O	4:A:254:GLU:CB	2.66	0.44
4:A:288:ALA:O	4:A:289:ILE:C	2.57	0.43
4:A:1083:THR:H	4:A:1084:PHE:CA	2.28	0.43
4:A:56:PRO:HA	4:A:57:ARG:HA	1.73	0.43
4:A:313:GLN:HB2	4:A:322:VAL:HG11	2.00	0.43
4:A:1116:LEU:HB3	4:A:1308:THR:HB	1.99	0.43
4:A:636:GLU:O	4:A:637:LYS:O	2.36	0.43
5:B:487:THR:HG22	5:B:488:TYR:N	2.33	0.43
6:C:166:GLU:O	6:C:167:HIS:HB2	2.17	0.43
5:B:637:LEU:HD13	5:B:740:HIS:HB2	2.00	0.43
4:A:108:MET:HG3	4:A:167:CYS:SG	2.58	0.43
7:E:23:VAL:HG13	7:E:28:TYR:CD1	2.48	0.43
5:B:331:LEU:HB3	5:B:352:ALA:HB1	2.00	0.43
4:A:208:LEU:HD23	4:A:208:LEU:C	2.39	0.43
6:C:169:LYS:HE2	6:C:170:TRP:CE2	2.52	0.43
6:C:162:GLY:HA3	6:C:170:TRP:CD2	2.53	0.43
4:A:767:GLN:OE1	4:A:799:PHE:HB2	2.17	0.43
4:A:151:ASP:OD2	4:A:163:SER:HA	2.17	0.43
5:B:278:GLN:HG2	5:B:279:ASP:H	1.82	0.43
4:A:286:HIS:ND1	4:A:289:ILE:CB	2.81	0.43
10:I:75:CYS:SG	10:I:110:PHE:HE2	2.35	0.43
4:A:68:GLN:HG2	4:A:68:GLN:O	2.18	0.43
4:A:1116:LEU:HD12	4:A:1117:THR:H	1.83	0.43
4:A:1104:ILE:HG13	4:A:1332:PHE:CE2	2.54	0.43
8:F:116:ASP:C	8:F:118:LEU:H	2.22	0.43
4:A:899:VAL:HG22	4:A:1029:ARG:HE	1.82	0.43
7:E:22:MET:HG3	7:E:187:TYR:CD1	2.53	0.43
12:K:7:PHE:C	12:K:9:LEU:H	2.21	0.43
4:A:1017:LEU:HB2	7:E:205:SER:HA	1.99	0.43
7:E:147:HIS:HD2	7:E:149:LEU:H	1.65	0.43
10:I:17:ARG:HA	10:I:18:GLU:CB	2.48	0.43
10:I:103:CYS:O	10:I:106:CYS:O	2.35	0.43
5:B:705:MET:H	5:B:710:LEU:CD1	2.24	0.43
6:C:124:LEU:O	6:C:125:MET:HB2	2.18	0.43
5:B:996:ARG:HG3	5:B:1007:VAL:HG11	1.99	0.43
4:A:57:ARG:HD3	4:A:68:GLN:HB2	1.99	0.43
4:A:312:PRO:O	4:A:313:GLN:CB	2.65	0.43
13:L:48:CYS:CB	13:L:51:CYS:SG	3.05	0.43
5:B:977:GLY:HA3	5:B:1099:VAL:HG13	2.00	0.43
4:A:224:PHE:CZ	4:A:231:PRO:HG3	2.53	0.43
5:B:273:LEU:HD23	5:B:274:PRO:HD2	2.00	0.43

Continued on next page...

Continued from previous page...

Atom-1	Atom-2	Interatomic distance (Å)	Clash overlap (Å)
5:B:202:TYR:CD1	5:B:209:GLU:HB3	2.53	0.43
8:F:95:GLY:O	8:F:98:ALA:HB3	2.19	0.43
4:A:503:GLN:O	4:A:504:LEU:HD12	2.17	0.43
4:A:1431:GLY:HA3	5:B:1197:PRO:HD3	2.00	0.43
4:A:903:ASN:O	4:A:907:THR:OG1	2.37	0.43
5:B:345:LYS:N	5:B:347:LYS:HD3	2.34	0.43
5:B:620:ARG:NH2	10:I:68:LEU:HD21	2.33	0.43
6:C:173:ALA:O	6:C:174:ALA:HB3	2.18	0.43
4:A:474:VAL:O	4:A:474:VAL:HG13	2.18	0.43
10:I:75:CYS:O	10:I:78:CYS:O	2.37	0.43
4:A:1414:ALA:C	4:A:1416:ALA:H	2.20	0.43
11:J:48:ARG:HH21	11:J:49:MET:HE1	1.83	0.43
7:E:173:SER:C	7:E:175:LEU:N	2.72	0.43
5:B:411:PRO:HA	5:B:414:ALA:HB3	2.01	0.43
2:T:15:DA:H2''	2:T:16:DC:O5'	2.19	0.43
4:A:1072:ILE:CG2	4:A:1073:GLY:H	2.21	0.43
4:A:1077:THR:O	4:A:1080:THR:O	2.37	0.43
9:H:77:ARG:CG	9:H:77:ARG:NH1	2.77	0.43
8:F:114:GLU:OE2	8:F:119:ARG:HG2	2.18	0.43
4:A:347:PHE:H	5:B:1107:ALA:HA	1.82	0.43
5:B:509:ALA:C	5:B:510:LYS:HG3	2.38	0.43
5:B:1194:ILE:H	5:B:1194:ILE:HD13	1.83	0.43
5:B:1019:SER:N	5:B:1020:ARG:CA	2.80	0.43
4:A:702:LEU:HG	4:A:704:ALA:CB	2.49	0.43
5:B:327:ARG:N	5:B:328:GLU:C	2.72	0.43
5:B:571:PRO:O	5:B:574:SER:C	2.57	0.43
4:A:108:MET:CG	4:A:109:HIS:N	2.82	0.43
7:E:138:ALA:CA	7:E:139:ALA:CB	2.93	0.43
4:A:1116:LEU:HD12	4:A:1117:THR:N	2.34	0.43
4:A:573:SER:O	4:A:576:GLN:HB2	2.18	0.43
7:E:176:PRO:O	7:E:212:ARG:HA	2.18	0.43
4:A:1005:GLU:O	4:A:1009:ASN:ND2	2.51	0.43
4:A:647:GLY:O	4:A:651:LYS:HG3	2.19	0.43
5:B:204:ILE:N	5:B:204:ILE:HD12	2.33	0.43
10:I:22:ASN:O	10:I:23:ASN:CB	2.65	0.43
5:B:849:GLY:O	5:B:850:LEU:C	2.57	0.43
4:A:8:SER:O	4:A:10:PRO:HD3	2.18	0.43
4:A:634:THR:O	4:A:638:GLY:O	2.37	0.43
5:B:942:ARG:O	5:B:944:THR:N	2.52	0.43
6:C:258:ILE:HD11	12:K:42:LEU:HD21	2.01	0.42
6:C:67:LEU:HD13	6:C:157:CYS:SG	2.60	0.42

Continued on next page...

Continued from previous page...

Atom-1	Atom-2	Interatomic distance (Å)	Clash overlap (Å)
4:A:1223:ASP:HB3	4:A:1243:VAL:HB	2.00	0.42
5:B:228:LYS:N	5:B:228:LYS:HD2	2.32	0.42
4:A:1226:VAL:HG11	4:A:1228:TRP:CZ3	2.34	0.42
4:A:382:PRO:HB3	4:A:428:TYR:CE2	2.54	0.42
6:C:77:ILE:HD13	6:C:80:LEU:HB3	2.01	0.42
6:C:146:LYS:HB3	11:J:61:LEU:HD11	2.02	0.42
4:A:992:ASP:O	4:A:995:GLU:HB2	2.20	0.42
6:C:248:ILE:H	6:C:248:ILE:HG13	1.68	0.42
4:A:1070:GLN:O	4:A:1073:GLY:CA	2.67	0.42
5:B:637:LEU:HB2	5:B:741:CYS:O	2.19	0.42
7:E:141:VAL:HG12	7:E:142:VAL:HG23	2.01	0.42
4:A:407:ARG:HD3	4:A:411:ASP:HB2	2.01	0.42
4:A:351:THR:HG22	4:A:352:VAL:H	1.83	0.42
11:J:8:PHE:H	11:J:49:MET:HE3	1.84	0.42
4:A:495:GLU:HB3	8:F:98:ALA:HB1	2.02	0.42
5:B:522:VAL:CG1	5:B:523:CYS:N	2.82	0.42
4:A:913:LEU:HD23	4:A:1032:LEU:HD13	2.01	0.42
5:B:531:GLN:HE21	5:B:531:GLN:HB2	1.67	0.42
5:B:308:TRP:HH2	10:I:46:HIS:N	2.15	0.42
4:A:702:LEU:HD11	4:A:704:ALA:CB	2.40	0.42
10:I:25:LEU:O	10:I:25:LEU:CG	2.64	0.42
4:A:565:ILE:CG2	4:A:567:LYS:HG2	2.49	0.42
9:H:5:LEU:HD13	9:H:6:PHE:CE2	2.54	0.42
9:H:6:PHE:HD2	9:H:59:ILE:HB	1.84	0.42
4:A:374:LEU:HB3	4:A:436:ILE:HD11	2.00	0.42
5:B:556:THR:O	5:B:560:GLU:HB2	2.19	0.42
5:B:648:HIS:CD2	5:B:649:LYS:H	2.37	0.42
4:A:447:GLN:HA	4:A:448:PRO:C	2.40	0.42
5:B:485:ARG:CZ	5:B:782:LEU:HD11	2.49	0.42
8:F:81:THR:HG21	8:F:136:ARG:HD3	2.02	0.42
5:B:840:ILE:HD12	5:B:1011:ILE:HB	2.00	0.42
4:A:1152:ILE:HD12	10:I:44:TYR:H	1.85	0.42
5:B:572:HIS:N	5:B:573:GLN:CA	2.83	0.42
9:H:90:ALA:CB	9:H:93:TYR:H	2.25	0.42
4:A:313:GLN:HE21	4:A:322:VAL:HG11	1.84	0.42
4:A:848:ILE:HB	4:A:1065:GLY:HA3	2.02	0.42
4:A:1130:GLN:HA	4:A:1133:LEU:HD12	2.01	0.42
4:A:1017:LEU:HB2	7:E:206:GLY:H	1.84	0.42
9:H:38:LEU:HD11	9:H:123:MET:HE1	2.01	0.42
4:A:1069:ALA:HB3	4:A:1070:GLN:OE1	2.19	0.42
10:I:103:CYS:HB2	10:I:108:HIS:CD2	2.55	0.42

Continued on next page...

Continued from previous page...

Atom-1	Atom-2	Interatomic distance (Å)	Clash overlap (Å)
5:B:745:PRO:C	5:B:747:MET:H	2.23	0.42
4:A:1063:MET:CG	4:A:1436:ILE:HG23	2.50	0.42
7:E:47:CYS:HA	7:E:53:PRO:HA	2.02	0.42
4:A:1345:ARG:HG2	4:A:1376:THR:HG21	2.02	0.42
4:A:863:VAL:HG11	4:A:866:PHE:CE2	2.54	0.42
8:F:97:ARG:NH1	8:F:100:GLN:OE1	2.46	0.42
2:T:6:DG:H2''	2:T:7:DA:C8	2.55	0.42
4:A:951:GLU:OE2	4:A:951:GLU:HA	2.20	0.42
9:H:23:VAL:HA	9:H:43:ASN:HA	2.01	0.42
5:B:883:LEU:O	5:B:884:ARG:C	2.58	0.42
13:L:55:ILE:HB	13:L:56:LEU:H	1.56	0.42
5:B:510:LYS:HA	5:B:511:PRO:HD3	1.40	0.42
4:A:356:ASP:HB2	4:A:469:ARG:HH11	1.85	0.42
5:B:1012:ILE:H	5:B:1012:ILE:HG13	1.74	0.42
5:B:1045:SER:HA	5:B:1046:PRO:HD3	1.87	0.42
5:B:258:LEU:HD11	5:B:267:ARG:HD2	2.02	0.42
5:B:62:ILE:HG23	5:B:418:LYS:HG2	2.01	0.42
2:T:9:DA:H61	3:N:6:DT:H3	1.67	0.42
5:B:459:TYR:CD2	5:B:459:TYR:C	2.93	0.42
5:B:380:TYR:CG	5:B:380:TYR:O	2.73	0.42
5:B:295:GLY:HA2	10:I:6:PHE:CZ	2.54	0.42
4:A:754:SER:O	4:A:757:ASN:HB2	2.20	0.42
4:A:1089:VAL:HG13	4:A:1090:ALA:C	2.40	0.42
9:H:6:PHE:CD1	9:H:131:ASN:ND2	2.88	0.42
4:A:1236:LEU:N	4:A:1237:ILE:CA	2.83	0.42
5:B:1074:ASN:OD1	5:B:1076:HIS:N	2.47	0.42
4:A:1189:SER:HB2	4:A:1243:VAL:HA	2.02	0.42
4:A:266:LEU:O	4:A:269:ILE:HG22	2.20	0.42
4:A:587:HIS:CE1	4:A:609:ASP:H	2.37	0.42
4:A:1440:ALA:HB3	4:A:1441:PHE:CD2	2.54	0.42
4:A:116:ASP:HB2	4:A:118:HIS:HD2	1.85	0.42
7:E:192:ARG:O	7:E:192:ARG:HG3	2.18	0.42
4:A:711:ARG:C	4:A:713:SER:HB2	2.31	0.42
4:A:1069:ALA:O	4:A:1071:SER:N	2.53	0.42
5:B:748:ILE:HG13	5:B:749:LEU:N	2.33	0.42
1:R:6:G:H2'	1:R:7:A:C8	2.54	0.42
4:A:858:ASN:HD22	4:A:858:ASN:H	1.68	0.42
5:B:219:ALA:HB2	5:B:405:ARG:HG2	2.01	0.42
5:B:1051:THR:HB	5:B:1054:GLY:N	2.34	0.42
5:B:766:ARG:NH2	5:B:1020:ARG:HD2	2.35	0.41
10:I:101:PHE:HE1	10:I:112:SER:HB3	1.85	0.41

Continued on next page...

Continued from previous page...

Atom-1	Atom-2	Interatomic distance (Å)	Clash overlap (Å)
10:I:80:SER:O	10:I:80:SER:OG	2.38	0.41
4:A:1084:PHE:CA	4:A:1085:HIS:O	2.66	0.41
10:I:4:PHE:HD1	10:I:5:ARG:CA	2.32	0.41
5:B:571:PRO:CB	5:B:572:HIS:CA	2.90	0.41
4:A:381:THR:HG23	8:F:104:ASN:HB3	2.01	0.41
4:A:504:LEU:HD11	8:F:91:ALA:HB2	2.02	0.41
4:A:456:MET:HE1	4:A:477:PRO:HG2	2.02	0.41
5:B:1103:ILE:HG22	5:B:1103:ILE:O	2.20	0.41
5:B:331:LEU:N	5:B:331:LEU:HD12	2.35	0.41
6:C:249:ASP:O	6:C:253:LYS:N	2.47	0.41
4:A:1345:ARG:HD2	4:A:1372:VAL:HG12	2.01	0.41
5:B:463:THR:HB	5:B:465:ASN:H	1.85	0.41
4:A:308:ILE:H	4:A:308:ILE:HG13	1.59	0.41
4:A:336:ILE:CG2	4:A:1401:SER:HB3	2.50	0.41
4:A:711:ARG:CA	4:A:713:SER:HB2	2.49	0.41
4:A:601:LYS:HB2	4:A:603:ASN:HD21	1.84	0.41
4:A:645:LEU:O	4:A:646:PHE:C	2.58	0.41
5:B:918:ILE:HD13	5:B:918:ILE:HA	1.91	0.41
10:I:26:LEU:HD22	10:I:35:VAL:HG11	2.02	0.41
4:A:907:THR:CG2	4:A:908:LEU:H	2.32	0.41
12:K:40:HIS:HB3	12:K:61:TYR:HE1	1.84	0.41
16:T:3000:GTP:PG	16:T:3000:GTP:O1A	2.78	0.41
7:E:150:VAL:HA	7:E:151:PRO:HD3	1.86	0.41
5:B:213:ILE:HD12	5:B:497:ARG:HB3	2.02	0.41
5:B:308:TRP:HH2	10:I:46:HIS:H	1.65	0.41
4:A:973:ILE:N	4:A:974:ASP:CG	2.73	0.41
4:A:834:THR:HG23	4:A:835:GLY:H	1.85	0.41
9:H:135:LEU:C	9:H:137:GLN:H	2.24	0.41
7:E:18:THR:HB	7:E:140:LEU:HD12	2.03	0.41
11:J:3:VAL:CG2	11:J:18:TRP:CG	3.03	0.41
4:A:380:VAL:CG2	4:A:427:GLN:O	2.64	0.41
5:B:121:ASN:HD22	5:B:121:ASN:N	2.17	0.41
5:B:801:LYS:O	11:J:52:THR:CG2	2.69	0.41
5:B:120:ARG:HA	5:B:963:PHE:CE2	2.56	0.41
4:A:675:THR:HA	4:A:678:GLU:HB2	2.02	0.41
4:A:4:GLN:HG2	4:A:5:GLN:HG3	2.01	0.41
4:A:814:PHE:HE1	5:B:524:PRO:HB3	1.86	0.41
4:A:575:LYS:HD3	4:A:612:ILE:HD11	2.03	0.41
5:B:582:VAL:HA	5:B:626:ILE:O	2.21	0.41
4:A:860:LEU:HD13	4:A:1393:ASN:OD1	2.21	0.41
9:H:109:LYS:HG2	9:H:110:ASP:CB	2.42	0.41

Continued on next page...

Continued from previous page...

Atom-1	Atom-2	Interatomic distance (Å)	Clash overlap (Å)
9:H:107:VAL:HG13	9:H:108:SER:N	2.33	0.41
10:I:5:ARG:CG	10:I:6:PHE:H	2.22	0.41
5:B:293:PRO:C	5:B:297:ILE:HG12	2.40	0.41
8:F:83:PRO:HB3	8:F:146:TRP:CH2	2.55	0.41
13:L:60:ARG:HG3	13:L:61:THR:N	2.34	0.41
8:F:72:LYS:O	8:F:73:ALA:CB	2.69	0.41
4:A:993:LEU:HA	4:A:996:ASN:HD21	1.85	0.41
10:I:43:VAL:CB	10:I:44:TYR:CA	2.96	0.41
4:A:768:GLN:HE22	4:A:1087:ALA:CB	2.05	0.41
5:B:879:ARG:O	5:B:880:THR:CB	2.69	0.41
6:C:127:ARG:HG3	6:C:129:ILE:HG22	2.03	0.41
5:B:1068:GLY:HA3	5:B:1086:PHE:CE1	2.55	0.41
5:B:980:PHE:CD1	5:B:980:PHE:N	2.89	0.41
5:B:978:ASP:CB	5:B:980:PHE:HE1	2.33	0.41
7:E:147:HIS:CD2	7:E:149:LEU:H	2.38	0.41
5:B:772:ALA:O	5:B:776:GLN:NE2	2.52	0.41
5:B:1039:GLY:O	11:J:51:LEU:HD11	2.20	0.41
4:A:1112:LYS:O	4:A:1114:PRO:HD3	2.21	0.41
4:A:1018:PHE:O	4:A:1021:LEU:HB3	2.21	0.41
4:A:1041:ALA:O	4:A:1045:VAL:HG23	2.20	0.41
5:B:863:GLU:OE2	5:B:873:THR:HA	2.21	0.41
5:B:327:ARG:O	5:B:330:ALA:N	2.46	0.41
4:A:1364:ASN:ND2	4:A:1364:ASN:C	2.72	0.41
4:A:499:ALA:O	4:A:503:GLN:HB2	2.21	0.41
6:C:70:ILE:HA	6:C:71:PRO:HD2	1.78	0.41
4:A:741:ASN:HD22	4:A:743:VAL:H	1.68	0.41
6:C:3:GLU:HG3	6:C:4:GLU:H	1.86	0.41
8:F:145:ASP:O	8:F:146:TRP:CD1	2.74	0.41
5:B:824:ILE:HG12	11:J:48:ARG:HH12	1.86	0.41
4:A:208:LEU:O	4:A:208:LEU:CD2	2.68	0.41
4:A:1143:LEU:HA	4:A:1146:VAL:CG2	2.51	0.41
4:A:642:CYS:O	4:A:645:LEU:HB3	2.20	0.41
5:B:755:ILE:HD12	5:B:814:PHE:CD1	2.56	0.41
4:A:1271:ILE:HA	4:A:1271:ILE:HD13	1.84	0.41
4:A:287:HIS:N	4:A:289:ILE:CA	2.83	0.41
5:B:986:GLN:HE22	5:B:1022:THR:HG21	1.86	0.41
10:I:101:PHE:HB2	10:I:110:PHE:CZ	2.56	0.41
4:A:834:THR:HG21	4:A:1077:THR:HA	2.03	0.41
5:B:291:ILE:HD12	5:B:291:ILE:H	1.86	0.41
4:A:830:LYS:NZ	4:A:1095:THR:HG22	2.35	0.41
9:H:93:TYR:CB	9:H:143:LEU:HB3	2.50	0.41

Continued on next page...

Continued from previous page...

Atom-1	Atom-2	Interatomic distance (Å)	Clash overlap (Å)
5:B:230:ALA:H	5:B:231:PRO:HD3	1.82	0.41
4:A:1050:GLU:O	4:A:1054:LEU:CD1	2.61	0.41
9:H:6:PHE:HZ	9:H:134:ASN:CB	2.30	0.41
6:C:77:ILE:HD12	6:C:161:LYS:HE3	2.03	0.41
4:A:525:GLN:NE2	5:B:836:GLU:OE1	2.53	0.41
4:A:575:LYS:HD2	9:H:120:GLY:HA3	2.02	0.41
4:A:956:LEU:HA	4:A:957:PRO:HD3	1.88	0.41
7:E:178:ILE:HG22	7:E:214:CYS:HA	2.03	0.41
4:A:40:THR:O	4:A:50:ILE:HD12	2.19	0.41
7:E:43:LYS:O	7:E:47:CYS:HB3	2.20	0.41
5:B:806:THR:HG22	5:B:1046:PRO:HD3	2.02	0.41
5:B:890:TYR:CD1	5:B:910:VAL:HG21	2.56	0.41
5:B:1171:VAL:HG11	5:B:1191:ILE:HG12	2.03	0.41
5:B:792:MET:HA	5:B:856:PHE:O	2.20	0.41
4:A:443:LEU:HD23	4:A:444:PHE:N	2.36	0.41
5:B:578:THR:HA	5:B:622:LYS:HB3	2.03	0.41
10:I:55:THR:O	10:I:55:THR:HG22	2.21	0.41
10:I:21:GLU:HG2	10:I:22:ASN:N	2.36	0.41
4:A:58:LEU:HD22	4:A:244:PRO:HD2	2.03	0.41
9:H:84:ALA:CA	9:H:85:GLY:C	2.66	0.41
9:H:139:ASN:OD1	9:H:139:ASN:N	2.54	0.41
4:A:452:LYS:HB3	5:B:1140:ALA:CB	2.51	0.41
4:A:448:PRO:HB2	4:A:450:LEU:HD23	2.03	0.41
4:A:623:GLY:C	4:A:625:SER:H	2.23	0.41
8:F:147:SER:O	8:F:151:LEU:HD12	2.20	0.41
9:H:8:ASP:HB3	9:H:10:PHE:CE1	2.56	0.41
4:A:1154:TYR:HD2	4:A:1191:TRP:NE1	2.18	0.40
4:A:800:VAL:HG13	4:A:812:GLU:CD	2.41	0.40
5:B:477:ALA:O	5:B:478:GLY:C	2.60	0.40
7:E:12:LEU:HD12	7:E:12:LEU:HA	1.95	0.40
5:B:292:ILE:N	5:B:293:PRO:CD	2.83	0.40
4:A:826:ASP:CB	4:A:830:LYS:HB2	2.50	0.40
7:E:111:VAL:HG12	7:E:137:GLU:HG2	2.03	0.40
4:A:457:ALA:HB3	4:A:506:ALA:CA	2.51	0.40
4:A:852:TYR:CE2	4:A:1060:PRO:HB2	2.57	0.40
8:F:82:THR:O	8:F:136:ARG:NH2	2.53	0.40
4:A:230:ARG:HB3	4:A:232:GLU:HG2	2.04	0.40
5:B:526:GLU:HG3	5:B:771:SER:HB3	2.04	0.40
9:H:111:LEU:HD23	9:H:111:LEU:C	2.17	0.40
4:A:108:MET:SD	4:A:167:CYS:CB	3.09	0.40
4:A:254:GLU:HA	4:A:255:SER:HA	1.84	0.40

Continued on next page...

Continued from previous page...

Atom-1	Atom-2	Interatomic distance (Å)	Clash overlap (Å)
4:A:363:GLN:O	4:A:458:HIS:ND1	2.54	0.40
4:A:1074:GLU:H	4:A:1075:PRO:HD2	1.87	0.40
10:I:76:PRO:HD3	10:I:110:PHE:CD1	2.56	0.40
4:A:1054:LEU:HD22	4:A:1055:ARG:N	2.36	0.40
4:A:321:PRO:HB2	4:A:322:VAL:H	1.68	0.40
5:B:1138:MET:HG3	5:B:1146:PHE:CE2	2.56	0.40
5:B:952:VAL:HG22	5:B:966:VAL:HG22	2.02	0.40
4:A:698:GLN:HG2	10:I:97:MET:SD	2.62	0.40
6:C:49:VAL:HG23	13:L:69:ALA:HB2	2.04	0.40
10:I:37:GLU:HG3	10:I:37:GLU:H	1.68	0.40
5:B:1006:ILE:HD11	11:J:43:ARG:HB2	2.03	0.40
5:B:569:TYR:CE1	5:B:589:VAL:HG21	2.56	0.40
4:A:817:ALA:O	4:A:818:MET:C	2.59	0.40
4:A:745:GLN:HG2	4:A:745:GLN:H	1.66	0.40
4:A:465:TYR:CD2	5:B:976:ILE:HG13	2.57	0.40
1:R:3:C:H2'	1:R:4:G:H8	1.85	0.40
13:L:27:LEU:H	13:L:27:LEU:HD23	1.86	0.40
13:L:28:LYS:HB2	13:L:39:SER:HA	2.03	0.40
7:E:59:SER:OG	7:E:81:GLU:HG3	2.21	0.40
4:A:718:VAL:HA	4:A:721:PHE:HB2	2.02	0.40
4:A:731:ARG:HG3	4:A:755:PHE:CE1	2.56	0.40
5:B:240:ILE:HG21	5:B:381:MET:HE1	2.03	0.40

There are no symmetry-related clashes.

5.3 Torsion angles [i](#)

5.3.1 Protein backbone [i](#)

In the following table, the Percentiles column shows the percent Ramachandran outliers of the chain as a percentile score with respect to all X-ray entries followed by that with respect to entries of similar resolution.

The Analysed column shows the number of residues for which the backbone conformation was analysed, and the total number of residues.

Mol	Chain	Analysed	Favoured	Allowed	Outliers	Percentiles	
4	A	1384/1733 (80%)	1048 (76%)	236 (17%)	100 (7%)	1	22
5	B	1074/1224 (88%)	863 (80%)	152 (14%)	59 (6%)	2	30
6	C	264/318 (83%)	220 (83%)	37 (14%)	7 (3%)	6	47

Continued on next page...

Continued from previous page...

Mol	Chain	Analysed	Favoured	Allowed	Outliers	Percentiles	
7	E	185/215 (86%)	149 (80%)	29 (16%)	7 (4%)	4	39
8	F	81/155 (52%)	67 (83%)	8 (10%)	6 (7%)	1	21
9	H	129/146 (88%)	86 (67%)	25 (19%)	18 (14%)	0	6
10	I	117/122 (96%)	70 (60%)	33 (28%)	14 (12%)	0	8
11	J	63/70 (90%)	52 (82%)	8 (13%)	3 (5%)	3	32
12	K	112/120 (93%)	99 (88%)	13 (12%)	0	100	100
13	L	44/70 (63%)	28 (64%)	11 (25%)	5 (11%)	0	9
All	All	3453/4173 (83%)	2682 (78%)	552 (16%)	219 (6%)	2	27

All (219) Ramachandran outliers are listed below:

Mol	Chain	Res	Type
4	A	55	ASP
4	A	63	ARG
4	A	66	LYS
4	A	108	MET
4	A	169	ASN
4	A	250	ILE
4	A	282	ASN
4	A	284	ALA
4	A	287	HIS
4	A	289	ILE
4	A	313	GLN
4	A	543	LEU
4	A	567	LYS
4	A	702	LEU
4	A	713	SER
4	A	1069	ALA
4	A	1084	PHE
4	A	1085	HIS
4	A	1153	TYR
4	A	1157	ASP
4	A	1159	ARG
4	A	1165	GLU
4	A	1172	LEU
4	A	1191	TRP
4	A	1192	LEU
4	A	1365	TYR
4	A	1392	SER
5	B	184	ALA

Continued on next page...

Continued from previous page...

Mol	Chain	Res	Type
5	B	231	PRO
5	B	232	SER
5	B	326	ASP
5	B	477	ALA
5	B	511	PRO
5	B	573	GLN
5	B	636	PRO
5	B	705	MET
5	B	710	LEU
5	B	711	GLU
5	B	878	GLN
5	B	882	THR
5	B	1020	ARG
5	B	1178	ASN
7	E	130	ALA
8	F	73	ALA
8	F	104	ASN
8	F	128	LYS
9	H	77	ARG
9	H	82	PRO
9	H	89	LEU
9	H	91	ASP
9	H	106	GLU
9	H	107	VAL
9	H	110	ASP
9	H	140	ALA
10	I	4	PHE
10	I	18	GLU
10	I	22	ASN
10	I	23	ASN
10	I	26	LEU
10	I	46	HIS
10	I	80	SER
4	A	8	SER
4	A	44	THR
4	A	58	LEU
4	A	214	ILE
4	A	220	THR
4	A	223	GLY
4	A	279	LEU
4	A	281	HIS
4	A	423	ASP

Continued on next page...

Continued from previous page...

Mol	Chain	Res	Type
4	A	597	LEU
4	A	637	LYS
4	A	701	LEU
4	A	710	LEU
4	A	846	GLU
4	A	896	ARG
4	A	958	VAL
4	A	969	GLN
4	A	998	LEU
4	A	1070	GLN
4	A	1086	PHE
4	A	1127	ASP
4	A	1198	ASP
4	A	1206	ASP
4	A	1237	ILE
4	A	1393	ASN
5	B	66	ASP
5	B	100	PRO
5	B	183	GLU
5	B	327	ARG
5	B	365	THR
5	B	409	ALA
5	B	410	GLY
5	B	478	GLY
5	B	635	ARG
5	B	708	GLU
5	B	731	VAL
5	B	865	LYS
5	B	943	SER
6	C	174	ALA
7	E	30	ILE
7	E	139	ALA
7	E	141	VAL
8	F	145	ASP
8	F	146	TRP
9	H	85	GLY
9	H	105	GLU
10	I	25	LEU
10	I	78	CYS
11	J	6	ARG
11	J	10	CYS
13	L	26	THR

Continued on next page...

Continued from previous page...

Mol	Chain	Res	Type
13	L	35	SER
13	L	55	ILE
13	L	56	LEU
4	A	71	GLN
4	A	72	GLU
4	A	248	PRO
4	A	418	SER
4	A	424	ILE
4	A	591	PHE
4	A	639	PRO
4	A	703	THR
4	A	704	ALA
4	A	922	ASP
4	A	1016	THR
4	A	1072	ILE
4	A	1074	GLU
4	A	1081	LEU
4	A	1128	GLN
4	A	1160	SER
4	A	1167	GLU
4	A	1435	PRO
4	A	1436	ILE
5	B	274	PRO
5	B	275	TYR
5	B	277	LYS
5	B	483	LEU
5	B	531	GLN
5	B	836	GLU
5	B	869	SER
5	B	1046	PRO
6	C	90	ASP
6	C	184	ASN
8	F	113	GLY
9	H	81	PRO
9	H	84	ALA
9	H	112	ILE
4	A	87	ALA
4	A	254	GLU
4	A	312	PRO
4	A	332	LYS
4	A	382	PRO
4	A	404	TYR

Continued on next page...

Continued from previous page...

Mol	Chain	Res	Type
4	A	465	TYR
4	A	910	PRO
4	A	1082	ASN
4	A	1224	LEU
4	A	1388	GLY
5	B	276	ILE
5	B	301	ILE
5	B	482	VAL
5	B	706	GLN
5	B	887	HIS
5	B	974	PRO
5	B	1155	SER
9	H	83	GLN
9	H	90	ALA
9	H	139	ASN
10	I	19	ASP
10	I	20	LYS
11	J	2	ILE
13	L	43	THR
4	A	517	ASN
4	A	624	SER
4	A	674	PRO
4	A	903	ASN
4	A	1076	ALA
4	A	1200	ALA
5	B	233	PRO
5	B	328	GLU
5	B	712	PRO
5	B	870	ILE
5	B	894	ASP
5	B	1017	ILE
5	B	1097	HIS
6	C	110	THR
6	C	142	VAL
7	E	36	GLU
9	H	23	VAL
9	H	61	SER
10	I	47	GLU
10	I	88	SER
10	I	118	ARG
4	A	10	PRO
4	A	52	GLY

Continued on next page...

Continued from previous page...

Mol	Chain	Res	Type
4	A	130	ASP
4	A	321	PRO
4	A	1163	ILE
4	A	1262	LYS
5	B	648	HIS
5	B	792	MET
6	C	214	ASN
7	E	29	PHE
5	B	707	PRO
4	A	1156	PRO
4	A	1294	PRO
5	B	436	VAL
5	B	592	ASN
7	E	76	GLY
4	A	1094	VAL
5	B	290	GLY
5	B	292	ILE
6	C	6	PRO
4	A	1107	VAL
5	B	230	ALA
4	A	775	ILE
5	B	1214	PRO
4	A	1158	PRO

5.3.2 Protein sidechains ⓘ

In the following table, the Percentiles column shows the percent sidechain outliers of the chain as a percentile score with respect to all X-ray entries followed by that with respect to entries of similar resolution.

The Analysed column shows the number of residues for which the sidechain conformation was analysed, and the total number of residues.

Mol	Chain	Analysed	Rotameric	Outliers	Percentiles	
4	A	1218/1520 (80%)	1034 (85%)	184 (15%)	3	25
5	B	951/1061 (90%)	832 (88%)	119 (12%)	6	32
6	C	234/274 (85%)	216 (92%)	18 (8%)	16	55
7	E	177/197 (90%)	157 (89%)	20 (11%)	7	37
8	F	73/137 (53%)	66 (90%)	7 (10%)	10	44
9	H	117/128 (91%)	93 (80%)	24 (20%)	1	12

Continued on next page...

Continued from previous page...

Mol	Chain	Analysed	Rotameric	Outliers	Percentiles	
10	I	113/116 (97%)	84 (74%)	29 (26%)	0	6
11	J	60/65 (92%)	51 (85%)	9 (15%)	3	25
12	K	99/102 (97%)	90 (91%)	9 (9%)	12	47
13	L	40/57 (70%)	33 (82%)	7 (18%)	2	18
All	All	3082/3657 (84%)	2656 (86%)	426 (14%)	4	29

All (426) residues with a non-rotameric sidechain are listed below:

Mol	Chain	Res	Type
4	A	2	VAL
4	A	8	SER
4	A	13	THR
4	A	28	ARG
4	A	40	THR
4	A	41	MET
4	A	45	GLN
4	A	49	LYS
4	A	50	ILE
4	A	53	LEU
4	A	63	ARG
4	A	65	LEU
4	A	66	LYS
4	A	68	GLN
4	A	69	THR
4	A	77	CYS
4	A	80	HIS
4	A	84	ILE
4	A	90	VAL
4	A	100	LYS
4	A	105	CYS
4	A	107	CYS
4	A	108	MET
4	A	116	ASP
4	A	122	MET
4	A	133	LYS
4	A	142	CYS
4	A	161	LEU
4	A	204	THR
4	A	208	LEU
4	A	222	LEU
4	A	238	CYS

Continued on next page...

Continued from previous page...

Mol	Chain	Res	Type
4	A	251	SER
4	A	256	GLN
4	A	260	ASP
4	A	270	LEU
4	A	271	LYS
4	A	274	ILE
4	A	286	HIS
4	A	287	HIS
4	A	290	GLU
4	A	303	TYR
4	A	306	ASN
4	A	308	ILE
4	A	313	GLN
4	A	320	ARG
4	A	322	VAL
4	A	323	LYS
4	A	332	LYS
4	A	341	MET
4	A	344	ARG
4	A	354	SER
4	A	373	THR
4	A	381	THR
4	A	391	LEU
4	A	445	ASN
4	A	450	LEU
4	A	452	LYS
4	A	454	SER
4	A	455	MET
4	A	474	VAL
4	A	485	ASP
4	A	503	GLN
4	A	504	LEU
4	A	509	LEU
4	A	513	SER
4	A	531	ILE
4	A	541	ILE
4	A	544	ASP
4	A	560	ILE
4	A	566	ILE
4	A	576	GLN
4	A	596	THR
4	A	618	GLU

Continued on next page...

Continued from previous page...

Mol	Chain	Res	Type
4	A	635	ARG
4	A	660	ASN
4	A	666	ILE
4	A	675	THR
4	A	680	THR
4	A	687	LYS
4	A	696	GLU
4	A	703	THR
4	A	706	HIS
4	A	721	PHE
4	A	727	ASP
4	A	728	LYS
4	A	738	LYS
4	A	740	LEU
4	A	741	ASN
4	A	821	ARG
4	A	826	ASP
4	A	856	THR
4	A	858	ASN
4	A	896	ARG
4	A	902	LEU
4	A	913	LEU
4	A	915	SER
4	A	918	GLU
4	A	920	LEU
4	A	929	LEU
4	A	930	ASP
4	A	949	ASP
4	A	961	ARG
4	A	971	PHE
4	A	972	HIS
4	A	973	ILE
4	A	975	HIS
4	A	976	THR
4	A	994	GLN
4	A	996	ASN
4	A	998	LEU
4	A	1005	GLU
4	A	1017	LEU
4	A	1025	ARG
4	A	1030	ARG
4	A	1035	TYR

Continued on next page...

Continued from previous page...

Mol	Chain	Res	Type
4	A	1038	THR
4	A	1054	LEU
4	A	1058	VAL
4	A	1078	GLN
4	A	1079	MET
4	A	1082	ASN
4	A	1084	PHE
4	A	1085	HIS
4	A	1086	PHE
4	A	1101	LEU
4	A	1104	ILE
4	A	1109	LYS
4	A	1112	LYS
4	A	1113	THR
4	A	1118	VAL
4	A	1128	GLN
4	A	1141	THR
4	A	1142	THR
4	A	1152	ILE
4	A	1155	ASP
4	A	1159	ARG
4	A	1161	THR
4	A	1163	ILE
4	A	1165	GLU
4	A	1166	ASP
4	A	1172	LEU
4	A	1187	GLN
4	A	1192	LEU
4	A	1194	ARG
4	A	1197	LEU
4	A	1198	ASP
4	A	1203	ASN
4	A	1215	ARG
4	A	1219	THR
4	A	1220	PHE
4	A	1224	LEU
4	A	1227	ILE
4	A	1228	TRP
4	A	1239	ARG
4	A	1262	LYS
4	A	1266	THR
4	A	1271	ILE

Continued on next page...

Continued from previous page...

Mol	Chain	Res	Type
4	A	1281	ARG
4	A	1284	MET
4	A	1288	ASP
4	A	1295	THR
4	A	1322	ILE
4	A	1329	THR
4	A	1333	ILE
4	A	1334	ASP
4	A	1336	MET
4	A	1345	ARG
4	A	1358	SER
4	A	1359	ASP
4	A	1364	ASN
4	A	1366	ARG
4	A	1371	LEU
4	A	1376	THR
4	A	1385	THR
4	A	1390	ASN
4	A	1391	ARG
4	A	1394	THR
4	A	1407	GLU
4	A	1420	ASP
4	A	1426	GLU
4	A	1427	ASN
4	A	1441	PHE
4	A	1445	ILE
5	B	28	GLU
5	B	35	SER
5	B	44	VAL
5	B	66	ASP
5	B	68	THR
5	B	90	ILE
5	B	91	SER
5	B	94	LYS
5	B	102	VAL
5	B	121	ASN
5	B	167	ILE
5	B	188	ASP
5	B	191	LYS
5	B	194	GLU
5	B	199	MET
5	B	228	LYS

Continued on next page...

Continued from previous page...

Mol	Chain	Res	Type
5	B	234	ILE
5	B	251	ILE
5	B	268	THR
5	B	273	LEU
5	B	279	ASP
5	B	283	VAL
5	B	291	ILE
5	B	292	ILE
5	B	294	ASP
5	B	304	ASP
5	B	320	ASP
5	B	322	PHE
5	B	325	GLN
5	B	327	ARG
5	B	334	ILE
5	B	346	GLU
5	B	347	LYS
5	B	351	TYR
5	B	390	LEU
5	B	391	ASP
5	B	425	THR
5	B	428	ILE
5	B	463	THR
5	B	473	MET
5	B	479	VAL
5	B	483	LEU
5	B	485	ARG
5	B	527	THR
5	B	537	LYS
5	B	550	ASP
5	B	561	TRP
5	B	567	GLU
5	B	570	VAL
5	B	572	HIS
5	B	573	GLN
5	B	574	SER
5	B	576	ASP
5	B	598	GLU
5	B	618	ASP
5	B	637	LEU
5	B	645	SER
5	B	650	GLU

Continued on next page...

Continued from previous page...

Mol	Chain	Res	Type
5	B	655	LYS
5	B	680	THR
5	B	701	ILE
5	B	723	VAL
5	B	740	HIS
5	B	754	SER
5	B	764	SER
5	B	783	THR
5	B	787	VAL
5	B	790	ASP
5	B	791	THR
5	B	796	LEU
5	B	806	THR
5	B	811	TYR
5	B	812	LEU
5	B	836	GLU
5	B	837	ASP
5	B	844	SER
5	B	861	ASP
5	B	864	LYS
5	B	866	TYR
5	B	880	THR
5	B	883	LEU
5	B	898	LEU
5	B	916	THR
5	B	941	LEU
5	B	943	SER
5	B	953	LEU
5	B	956	THR
5	B	970	THR
5	B	975	GLN
5	B	997	GLU
5	B	998	ASP
5	B	999	MET
5	B	1012	ILE
5	B	1051	THR
5	B	1060	ARG
5	B	1065	GLN
5	B	1071	VAL
5	B	1082	MET
5	B	1085	ILE
5	B	1090	THR

Continued on next page...

Continued from previous page...

Mol	Chain	Res	Type
5	B	1092	TYR
5	B	1099	VAL
5	B	1103	ILE
5	B	1108	ARG
5	B	1113	VAL
5	B	1115	THR
5	B	1124	ARG
5	B	1156	ASP
5	B	1159	ARG
5	B	1160	VAL
5	B	1170	THR
5	B	1179	GLN
5	B	1183	LYS
5	B	1185	CYS
5	B	1189	ILE
5	B	1194	ILE
5	B	1196	ILE
5	B	1202	LEU
5	B	1220	ARG
6	C	15	LYS
6	C	27	LEU
6	C	53	THR
6	C	55	THR
6	C	56	THR
6	C	57	VAL
6	C	61	GLU
6	C	72	LEU
6	C	77	ILE
6	C	83	SER
6	C	120	ILE
6	C	197	SER
6	C	208	GLU
6	C	210	GLU
6	C	221	TYR
6	C	240	VAL
6	C	250	THR
6	C	258	ILE
7	E	3	GLN
7	E	8	ASN
7	E	16	PHE
7	E	29	PHE
7	E	41	ASP

Continued on next page...

Continued from previous page...

Mol	Chain	Res	Type
7	E	71	LYS
7	E	78	LEU
7	E	98	ILE
7	E	107	THR
7	E	123	LEU
7	E	127	ILE
7	E	132	ILE
7	E	134	THR
7	E	140	LEU
7	E	156	LEU
7	E	169	ARG
7	E	182	ASP
7	E	184	VAL
7	E	196	VAL
7	E	200	ARG
8	F	97	ARG
8	F	99	LEU
8	F	111	LEU
8	F	119	ARG
8	F	123	LYS
8	F	151	LEU
8	F	154	ASP
9	H	4	THR
9	H	32	THR
9	H	33	GLN
9	H	35	GLN
9	H	39	THR
9	H	53	ASP
9	H	56	THR
9	H	77	ARG
9	H	83	GLN
9	H	86	ASP
9	H	87	ARG
9	H	88	SER
9	H	89	LEU
9	H	92	ASP
9	H	94	ASP
9	H	102	TYR
9	H	107	VAL
9	H	109	LYS
9	H	111	LEU
9	H	112	ILE

Continued on next page...

Continued from previous page...

Mol	Chain	Res	Type
9	H	129	TYR
9	H	130	ARG
9	H	133	ASN
9	H	136	LYS
10	I	2	THR
10	I	4	PHE
10	I	10	CYS
10	I	13	MET
10	I	17	ARG
10	I	20	LYS
10	I	21	GLU
10	I	25	LEU
10	I	26	LEU
10	I	28	GLU
10	I	29	CYS
10	I	30	ARG
10	I	32	CYS
10	I	37	GLU
10	I	42	LEU
10	I	43	VAL
10	I	45	ARG
10	I	50	THR
10	I	52	ILE
10	I	78	CYS
10	I	79	HIS
10	I	83	ASN
10	I	94	ASP
10	I	101	PHE
10	I	103	CYS
10	I	105	SER
10	I	106	CYS
10	I	109	ILE
10	I	111	THR
11	J	5	VAL
11	J	7	CYS
11	J	9	SER
11	J	34	THR
11	J	43	ARG
11	J	46	CYS
11	J	48	ARG
11	J	52	THR
11	J	62	ARG

Continued on next page...

Continued from previous page...

Mol	Chain	Res	Type
12	K	11	LEU
12	K	12	LEU
12	K	40	HIS
12	K	41	THR
12	K	46	ILE
12	K	47	ARG
12	K	50	LEU
12	K	63	VAL
12	K	114	LEU
13	L	31	CYS
13	L	33	GLU
13	L	43	THR
13	L	44	ASP
13	L	51	CYS
13	L	55	ILE
13	L	68	GLU

Some sidechains can be flipped to improve hydrogen bonding and reduce clashes. All (71) such sidechains are listed below:

Mol	Chain	Res	Type
4	A	45	GLN
4	A	54	ASN
4	A	68	GLN
4	A	71	GLN
4	A	83	HIS
4	A	118	HIS
4	A	225	ASN
4	A	273	ASN
4	A	313	GLN
4	A	390	GLN
4	A	397	ASN
4	A	399	HIS
4	A	435	HIS
4	A	510	GLN
4	A	517	ASN
4	A	603	ASN
4	A	654	ASN
4	A	736	ASN
4	A	741	ASN
4	A	757	ASN
4	A	802	ASN
4	A	838	GLN

Continued on next page...

Continued from previous page...

Mol	Chain	Res	Type
4	A	858	ASN
4	A	926	GLN
4	A	965	GLN
4	A	966	ASN
4	A	968	GLN
4	A	972	HIS
4	A	996	ASN
4	A	1033	GLN
4	A	1082	ASN
4	A	1085	HIS
4	A	1110	ASN
4	A	1128	GLN
4	A	1140	HIS
4	A	1222	ASN
4	A	1364	ASN
4	A	1427	ASN
5	B	121	ASN
5	B	255	GLN
5	B	465	ASN
5	B	515	HIS
5	B	516	ASN
5	B	518	HIS
5	B	531	GLN
5	B	740	HIS
5	B	744	HIS
5	B	763	GLN
5	B	822	ASN
5	B	842	ASN
5	B	986	GLN
5	B	1015	HIS
5	B	1084	GLN
5	B	1177	HIS
5	B	1211	ASN
6	C	73	GLN
6	C	224	GLN
6	C	231	ASN
6	C	252	GLN
7	E	8	ASN
7	E	61	GLN
7	E	101	GLN
7	E	104	ASN
7	E	147	HIS

Continued on next page...

Continued from previous page...

Mol	Chain	Res	Type
9	H	33	GLN
9	H	128	ASN
9	H	133	ASN
9	H	137	GLN
10	I	83	ASN
10	I	90	GLN
10	I	116	ASN

5.3.3 RNA ⓘ

Mol	Chain	Analysed	Backbone Outliers	Pucker Outliers
1	R	8/10 (80%)	0	0

There are no RNA backbone outliers to report.

There are no RNA pucker outliers to report.

5.4 Non-standard residues in protein, DNA, RNA chains ⓘ

There are no non-standard protein/DNA/RNA residues in this entry.

5.5 Carbohydrates ⓘ

There are no carbohydrates in this entry.

5.6 Ligand geometry ⓘ

Of 11 ligands modelled in this entry, 10 are monoatomic - leaving 1 for Mogul analysis.

In the following table, the Counts columns list the number of bonds (or angles) for which Mogul statistics could be retrieved, the number of bonds (or angles) that are observed in the model and the number of bonds (or angles) that are defined in the chemical component dictionary. The Link column lists molecule types, if any, to which the group is linked. The Z score for a bond length (or angle) is the number of standard deviations the observed value is removed from the expected value. A bond length (or angle) with $|Z| > 2$ is considered an outlier worth inspection. RMSZ is the root-mean-square of all Z scores of the bond lengths (or angles).

Mol	Type	Chain	Res	Link	Bond lengths			Bond angles		
					Counts	RMSZ	$\# Z > 2$	Counts	RMSZ	$\# Z > 2$
16	GTP	T	3000	15	25,34,34	0.86	1 (4%)	34,54,54	1.61	6 (17%)

In the following table, the Chirals column lists the number of chiral outliers, the number of chiral centers analysed, the number of these observed in the model and the number defined in the chemical component dictionary. Similar counts are reported in the Torsion and Rings columns. '-' means no outliers of that kind were identified.

Mol	Type	Chain	Res	Link	Chirals	Torsions	Rings
16	GTP	T	3000	15	-	0/18/38/38	0/3/3/3

All (1) bond length outliers are listed below:

Mol	Chain	Res	Type	Atoms	Z	Observed(Å)	Ideal(Å)
16	T	3000	GTP	C6-N1	2.67	1.38	1.33

All (6) bond angle outliers are listed below:

Mol	Chain	Res	Type	Atoms	Z	Observed(°)	Ideal(°)
16	T	3000	GTP	PB-O3B-PG	-4.70	116.92	132.67
16	T	3000	GTP	N3-C2-N1	-4.06	121.26	127.44
16	T	3000	GTP	C5-C6-N1	-2.96	119.55	123.59
16	T	3000	GTP	PA-O3A-PB	-2.56	125.53	132.73
16	T	3000	GTP	C6-N1-C2	2.47	119.37	115.94
16	T	3000	GTP	C4'-O4'-C1'	2.67	112.66	109.72

There are no chirality outliers.

There are no torsion outliers.

There are no ring outliers.

1 monomer is involved in 4 short contacts:

Mol	Chain	Res	Type	Clashes	Symm-Clashes
16	T	3000	GTP	4	0

5.7 Other polymers

There are no such residues in this entry.

5.8 Polymer linkage issues

There are no chain breaks in this entry.

6 Fit of model and data ⓘ

6.1 Protein, DNA and RNA chains ⓘ

In the following table, the column labelled ‘#RSRZ> 2’ contains the number (and percentage) of RSRZ outliers, followed by percent RSRZ outliers for the chain as percentile scores relative to all X-ray entries and entries of similar resolution. The OWAB column contains the minimum, median, 95th percentile and maximum values of the occupancy-weighted average B-factor per residue. The column labelled ‘Q< 0.9’ lists the number of (and percentage) of residues with an average occupancy less than 0.9.

Mol	Chain	Analysed	<RSRZ>	#RSRZ>2	OWAB(Å ²)	Q<0.9
1	R	10/10 (100%)	-0.43	0 100 100	88, 113, 158, 169	0
2	T	28/28 (100%)	0.20	3 (10%) 8 6	88, 190, 261, 264	0
3	N	14/14 (100%)	0.49	0 100 100	251, 259, 268, 269	0
4	A	1398/1733 (80%)	-0.08	28 (2%) 68 57	76, 118, 174, 192	0
5	B	1096/1224 (89%)	-0.04	24 (2%) 65 54	86, 115, 155, 171	0
6	C	266/318 (83%)	-0.20	2 (0%) 87 82	93, 115, 146, 151	0
7	E	193/215 (89%)	-0.16	4 (2%) 67 55	94, 131, 165, 172	0
8	F	83/155 (53%)	-0.24	0 100 100	106, 123, 135, 139	0
9	H	133/146 (91%)	0.09	0 100 100	118, 140, 172, 175	0
10	I	119/122 (97%)	0.10	3 (2%) 61 48	131, 150, 166, 169	0
11	J	65/70 (92%)	-0.30	0 100 100	101, 113, 134, 138	0
12	K	114/120 (95%)	-0.31	0 100 100	98, 116, 132, 132	0
13	L	46/70 (65%)	0.31	1 (2%) 65 54	134, 176, 186, 188	0
All	All	3565/4225 (84%)	-0.08	65 (1%) 71 60	76, 119, 170, 269	0

All (65) RSRZ outliers are listed below:

Mol	Chain	Res	Type	RSRZ
4	A	72	GLU	4.5
4	A	149	GLU	4.5
4	A	150	THR	3.9
5	B	643	ASP	3.9
4	A	1175	SER	3.8
4	A	175	ARG	3.8
7	E	126	SER	3.7
10	I	104	LEU	3.6
4	A	166	GLY	3.4

Continued on next page...

Continued from previous page...

Mol	Chain	Res	Type	RSRZ
5	B	132	VAL	3.2
5	B	1221	SER	3.2
4	A	44	THR	3.1
4	A	1150	SER	2.8
5	B	645	SER	2.8
6	C	203	GLN	2.8
5	B	92	PHE	2.7
5	B	433	GLN	2.7
5	B	650	GLU	2.6
5	B	887	HIS	2.6
13	L	43	THR	2.6
5	B	252	SER	2.6
4	A	284	ALA	2.5
5	B	869	SER	2.5
4	A	66	LYS	2.4
4	A	176	LYS	2.4
2	T	2	DT	2.4
5	B	106	ASP	2.4
5	B	1223	ASP	2.4
4	A	674	PRO	2.4
4	A	147	VAL	2.3
4	A	1158	PRO	2.3
4	A	148	CYS	2.3
5	B	886	LYS	2.3
7	E	57	MET	2.3
4	A	152	VAL	2.3
5	B	368	GLU	2.3
4	A	426	LEU	2.2
10	I	79	HIS	2.2
4	A	153	PRO	2.2
5	B	1161	HIS	2.2
5	B	278	GLN	2.2
6	C	211	ASP	2.2
5	B	369	GLY	2.2
4	A	146	MET	2.2
5	B	646	LEU	2.2
7	E	121	MET	2.2
4	A	1174	PHE	2.2
4	A	165	GLY	2.1
4	A	701	LEU	2.1
5	B	90	ILE	2.1
5	B	91	SER	2.1

Continued on next page...

Continued from previous page...

Mol	Chain	Res	Type	RSRZ
4	A	1256	GLU	2.1
5	B	68	THR	2.1
4	A	1257	ASP	2.1
10	I	61	ASP	2.1
2	T	5	DC	2.1
5	B	882	THR	2.0
5	B	167	ILE	2.0
4	A	151	ASP	2.0
4	A	177	ASP	2.0
4	A	313	GLN	2.0
4	A	285	PRO	2.0
5	B	888	GLY	2.0
7	E	96	PHE	2.0
2	T	3	DA	2.0

6.2 Non-standard residues in protein, DNA, RNA chains [i](#)

There are no non-standard protein/DNA/RNA residues in this entry.

6.3 Carbohydrates [i](#)

There are no carbohydrates in this entry.

6.4 Ligands [i](#)

In the following table, the Atoms column lists the number of modelled atoms in the group and the number defined in the chemical component dictionary. LLDF column lists the quality of electron density of the group with respect to its neighbouring residues in protein, DNA or RNA chains. The B-factors column lists the minimum, median, 95th percentile and maximum values of B factors of atoms in the group. The column labelled 'Q< 0.9' lists the number of atoms with occupancy less than 0.9.

Mol	Type	Chain	Res	Atoms	RSCC	RSR	LLDF	B-factors(Å ²)	Q<0.9
16	GTP	T	3000	32/32	0.93	0.23	0.02	105,109,114,114	0
14	ZN	I	203	1/1	0.90	0.15	-0.28	133,133,133,133	0
14	ZN	C	319	1/1	0.99	0.06	-1.12	112,112,112,112	0
14	ZN	A	1735	1/1	0.95	0.09	-1.22	170,170,170,170	0
14	ZN	I	204	1/1	0.61	0.10	-1.40	164,164,164,164	0
14	ZN	A	1734	1/1	0.90	0.07	-1.57	178,178,178,178	0
14	ZN	J	101	1/1	0.97	0.18	-2.29	106,106,106,106	0

Continued on next page...

Continued from previous page...

Mol	Type	Chain	Res	Atoms	RSCC	RSR	LLDF	B-factors(\AA^2)	Q<0.9
14	ZN	L	105	1/1	0.93	0.07	-2.31	175,175,175,175	0
14	ZN	B	1307	1/1	0.93	0.09	-	149,149,149,149	0
15	MG	A	2001	1/1	0.96	0.10	-	96,96,96,96	0
15	MG	A	2002	1/1	0.94	0.16	-	100,100,100,100	0

6.5 Other polymers [i](#)

There are no such residues in this entry.