



Full wwPDB X-ray Structure Validation Report ⓘ

Feb 20, 2016 – 03:07 AM GMT

PDB ID : 5E81
Title : Structure of T. thermophilus 70S ribosome complex with mRNA and tRNA^{Lys} in the A-site with wobble pair
Authors : Rozov, A.; Demeshkina, N.; Khusainov, I.; Yusupov, M.; Yusupova, G.
Deposited on : 2015-10-13
Resolution : 2.95 Å(reported)

This is a Full wwPDB X-ray Structure Validation Report for a publicly released PDB entry.
We welcome your comments at validation@mail.wwpdb.org
A user guide is available at
<http://wwpdb.org/validation/2016/XrayValidationReportHelp>
with specific help available everywhere you see the ⓘ symbol.

The following versions of software and data (see [references ⓘ](#)) were used in the production of this report:

MolProbity : 4.02b-467
Mogul : 1.7.1 (RC1), CSD as537be (2016)
Xtriage (Phenix) : 1.9-1692
EDS : rb-20026982
Percentile statistics : 20151230.v01 (using entries in the PDB archive December 30th 2015)
Refmac : 5.8.0135
CCP4 : 6.5.0
Ideal geometry (proteins) : Engh & Huber (2001)
Ideal geometry (DNA, RNA) : Parkinson et al. (1996)
Validation Pipeline (wwPDB-VP) : rb-20026982

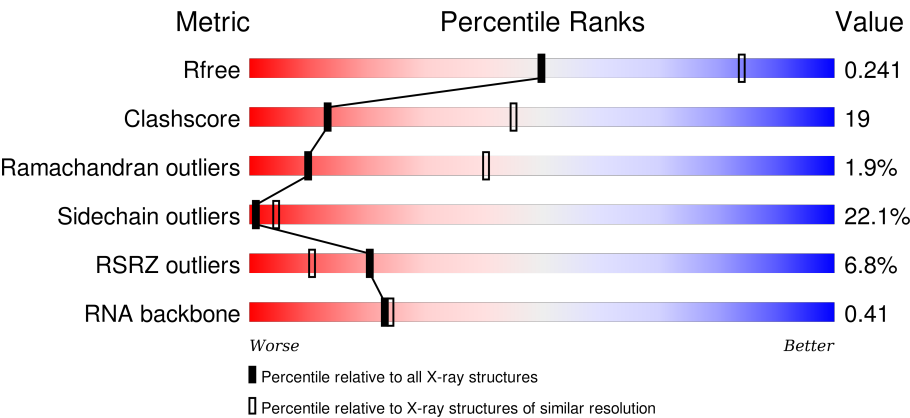
1 Overall quality at a glance i

The following experimental techniques were used to determine the structure:

X-RAY DIFFRACTION

The reported resolution of this entry is 2.95 Å.

Percentile scores (ranging between 0-100) for global validation metrics of the entry are shown in the following graphic. The table shows the number of entries on which the scores are based.



Metric	Whole archive (#Entries)	Similar resolution (#Entries, resolution range(Å))
R_{free}	91344	2184 (3.00-2.92)
Clashscore	102246	2552 (3.00-2.92)
Ramachandran outliers	100387	2468 (3.00-2.92)
Sidechain outliers	100360	2471 (3.00-2.92)
RSRZ outliers	91569	2201 (3.00-2.92)
RNA backbone	2183	1010 (3.36-2.56)

The table below summarises the geometric issues observed across the polymeric chains and their fit to the electron density. The red, orange, yellow and green segments on the lower bar indicate the fraction of residues that contain outliers for ≥ 3 , 2, 1 and 0 types of geometric quality criteria. A grey segment represents the fraction of residues that are not modelled. The numeric value for each fraction is indicated below the corresponding segment, with a dot representing fractions $\leq 5\%$. The upper red bar (where present) indicates the fraction of residues that have poor fit to the electron density. The numeric value is given above the bar.

Mol	Chain	Length	Quality of chain
1	13	1519	<div><div>24%</div><div>45%</div><div>24%</div><div>5%</div><div></div></div>
1	1G	1519	<div><div>32%</div><div>44%</div><div>18%</div><div></div><div></div></div>
2	12	256	<div><div>8%</div><div>34%</div><div>38%</div><div>7%</div><div>19%</div></div>
2	1E	256	<div><div>5%</div><div>38%</div><div>39%</div><div>13%</div><div>10%</div></div>

Continued on next page...

Continued from previous page...

Mol	Chain	Length	Quality of chain
3	22	239	
3	2E	239	
4	32	209	
4	3E	209	
5	42	162	
5	4E	162	
6	52	101	
6	5E	101	
7	62	156	
7	6E	156	
8	72	138	
8	7E	138	
9	82	128	
9	8E	128	
10	1A	105	
10	1I	105	
11	2A	129	
11	2I	129	
12	3A	132	
12	3I	132	
13	4A	126	
13	4I	126	
14	5A	61	
14	5I	61	
15	6A	89	

Continued on next page...

Continued from previous page...

Mol	Chain	Length	Quality of chain
15	6I	89	
16	7A	88	
16	7I	88	
17	8A	105	
17	8I	105	
18	9A	88	
18	9I	88	
19	AA	93	
19	AI	93	
20	BA	106	
20	BI	106	
21	1B	27	
21	1F	27	
22	1K	76	
22	1L	76	
23	2K	77	
23	2L	77	
24	3K	76	
24	3L	76	
25	4K	27	
25	4L	27	
26	14	2917	
26	1H	2917	
27	16	122	
27	1J	122	




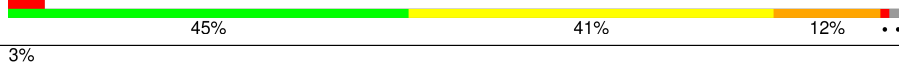


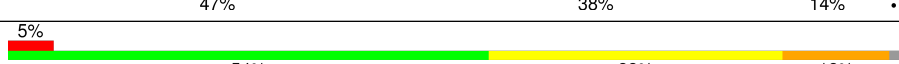
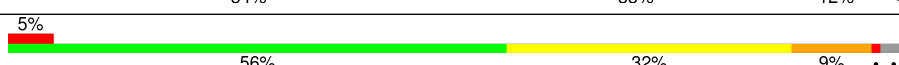


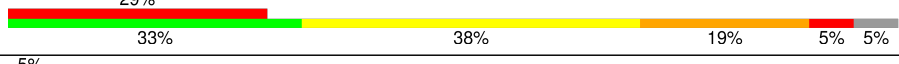
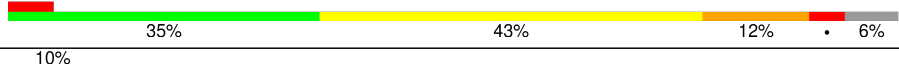
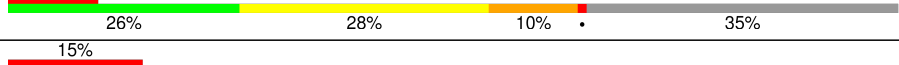

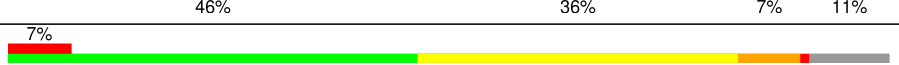
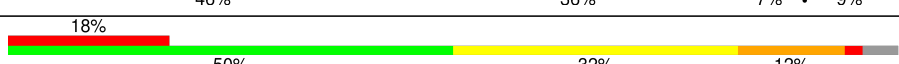
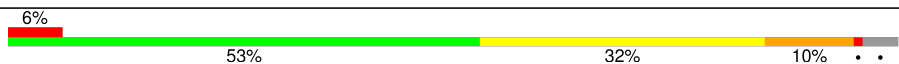

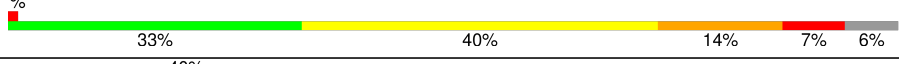






Continued on next page...

Continued from previous page...

Mol	Chain	Length	Quality of chain
28	71	229	
28	79	229	
29	11	276	
29	19	276	
30	21	206	
30	29	206	
31	31	210	
31	39	210	
32	41	182	
32	49	182	
33	51	180	
33	59	180	
34	61	148	
34	69	148	
35	15	140	
35	58	140	
36	25	122	
36	68	122	
37	35	150	
37	78	150	
38	45	141	
38	88	141	
39	55	118	
39	98	118	
40	65	112	

Continued on next page...

Continued from previous page...

Mol	Chain	Length	Quality of chain
40	A8	112	
41	75	146	
41	B8	146	
42	85	118	
42	C8	118	
43	95	101	
43	D8	101	
44	A5	113	
44	E8	113	
45	B5	96	
45	F8	96	
46	C5	110	
46	G8	110	
47	D5	206	
47	H8	206	
48	E5	85	
48	I8	85	
49	F5	98	
49	J8	98	
50	G5	72	
50	K8	72	
51	H5	60	
51	L8	60	
52	M8	71	
53	J5	60	

Continued on next page...

Continued from previous page...

Mol	Chain	Length	Quality of chain
53	N8	60	
54	L5	49	
54	P8	49	
55	M5	65	
55	Q8	65	

The following table lists non-polymeric compounds, carbohydrate monomers and non-standard residues in protein, DNA, RNA chains that are outliers for geometric or electron-density-fit criteria:

Mol	Type	Chain	Res	Chirality	Geometry	Clashes	Electron density
56	MG	13	1602	-	-	-	X
56	MG	13	1606	-	-	-	X
56	MG	13	1611	-	-	-	X
56	MG	13	1624	-	-	-	X
56	MG	13	1625	-	-	-	X
56	MG	13	1626	-	-	-	X
56	MG	13	1630	-	-	-	X
56	MG	13	1631	-	-	-	X
56	MG	13	1632	-	-	-	X
56	MG	13	1635	-	-	-	X
56	MG	13	1636	-	-	-	X
56	MG	13	1638	-	-	-	X
56	MG	13	1654	-	-	-	X
56	MG	13	1659	-	-	-	X
56	MG	13	1688	-	-	-	X
56	MG	14	3006	-	-	-	X
56	MG	14	3013	-	-	-	X
56	MG	14	3016	-	-	-	X
56	MG	14	3019	-	-	-	X
56	MG	14	3026	-	-	-	X
56	MG	14	3030	-	-	-	X
56	MG	14	3031	-	-	-	X
56	MG	14	3032	-	-	-	X
56	MG	14	3033	-	-	-	X
56	MG	14	3039	-	-	-	X
56	MG	14	3045	-	-	-	X
56	MG	14	3047	-	-	-	X
56	MG	14	3050	-	-	-	X

Continued on next page...

Continued from previous page...

Mol	Type	Chain	Res	Chirality	Geometry	Clashes	Electron density
56	MG	14	3053	-	-	-	X
56	MG	14	3054	-	-	-	X
56	MG	14	3064	-	-	-	X
56	MG	14	3065	-	-	-	X
56	MG	14	3068	-	-	-	X
56	MG	14	3077	-	-	-	X
56	MG	14	3080	-	-	-	X
56	MG	14	3086	-	-	-	X
56	MG	14	3096	-	-	-	X
56	MG	14	3098	-	-	-	X
56	MG	14	3099	-	-	-	X
56	MG	14	3102	-	-	-	X
56	MG	14	3104	-	-	-	X
56	MG	14	3110	-	-	-	X
56	MG	14	3111	-	-	-	X
56	MG	14	3112	-	-	-	X
56	MG	14	3114	-	-	-	X
56	MG	14	3115	-	-	-	X
56	MG	14	3119	-	-	-	X
56	MG	14	3122	-	-	-	X
56	MG	14	3128	-	-	-	X
56	MG	14	3129	-	-	-	X
56	MG	14	3131	-	-	-	X
56	MG	14	3132	-	-	-	X
56	MG	14	3143	-	-	-	X
56	MG	14	3149	-	-	-	X
56	MG	14	3153	-	-	-	X
56	MG	14	3158	-	-	-	X
56	MG	14	3159	-	-	-	X
56	MG	14	3160	-	-	-	X
56	MG	14	3163	-	-	-	X
56	MG	14	3165	-	-	-	X
56	MG	14	3166	-	-	-	X
56	MG	14	3189	-	-	-	X
56	MG	14	3191	-	-	-	X
56	MG	14	3198	-	-	-	X
56	MG	14	3213	-	-	-	X
56	MG	14	3214	-	-	-	X
56	MG	14	3220	-	-	-	X
56	MG	14	3226	-	-	-	X
56	MG	14	3231	-	-	-	X
56	MG	14	3234	-	-	-	X

Continued on next page...

Continued from previous page...

Mol	Type	Chain	Res	Chirality	Geometry	Clashes	Electron density
56	MG	14	3243	-	-	-	X
56	MG	14	3245	-	-	-	X
56	MG	14	3246	-	-	-	X
56	MG	14	3279	-	-	-	X
56	MG	14	3319	-	-	-	X
56	MG	14	3327	-	-	-	X
56	MG	14	3328	-	-	-	X
56	MG	14	3455	-	-	-	X
56	MG	16	201	-	-	-	X
56	MG	1G	1609	-	-	-	X
56	MG	1G	1613	-	-	-	X
56	MG	1G	1619	-	-	-	X
56	MG	1G	1630	-	-	-	X
56	MG	1G	1634	-	-	-	X
56	MG	1G	1682	-	-	-	X
56	MG	1H	3006	-	-	-	X
56	MG	1H	3007	-	-	-	X
56	MG	1H	3011	-	-	-	X
56	MG	1H	3017	-	-	-	X
56	MG	1H	3019	-	-	-	X
56	MG	1H	3021	-	-	-	X
56	MG	1H	3027	-	-	-	X
56	MG	1H	3028	-	-	-	X
56	MG	1H	3030	-	-	-	X
56	MG	1H	3032	-	-	-	X
56	MG	1H	3037	-	-	-	X
56	MG	1H	3040	-	-	-	X
56	MG	1H	3043	-	-	-	X
56	MG	1H	3044	-	-	-	X
56	MG	1H	3048	-	-	-	X
56	MG	1H	3050	-	-	-	X
56	MG	1H	3051	-	-	-	X
56	MG	1H	3053	-	-	-	X
56	MG	1H	3056	-	-	-	X
56	MG	1H	3058	-	-	-	X
56	MG	1H	3061	-	-	-	X
56	MG	1H	3068	-	-	-	X
56	MG	1H	3069	-	-	-	X
56	MG	1H	3078	-	-	-	X
56	MG	1H	3080	-	-	-	X
56	MG	1H	3092	-	-	-	X
56	MG	1H	3093	-	-	-	X

Continued on next page...

Continued from previous page...

Mol	Type	Chain	Res	Chirality	Geometry	Clashes	Electron density
56	MG	1H	3095	-	-	-	X
56	MG	1H	3098	-	-	-	X
56	MG	1H	3103	-	-	-	X
56	MG	1H	3105	-	-	-	X
56	MG	1H	3109	-	-	-	X
56	MG	1H	3115	-	-	-	X
56	MG	1H	3118	-	-	-	X
56	MG	1H	3123	-	-	-	X
56	MG	1H	3125	-	-	-	X
56	MG	1H	3127	-	-	-	X
56	MG	1H	3132	-	-	-	X
56	MG	1H	3133	-	-	-	X
56	MG	1H	3141	-	-	-	X
56	MG	1H	3143	-	-	-	X
56	MG	1H	3147	-	-	-	X
56	MG	1H	3156	-	-	-	X
56	MG	1H	3159	-	-	-	X
56	MG	1H	3165	-	-	-	X
56	MG	1H	3167	-	-	-	X
56	MG	1H	3172	-	-	-	X
56	MG	1H	3179	-	-	-	X
56	MG	1H	3184	-	-	-	X
56	MG	1H	3189	-	-	-	X
56	MG	1H	3192	-	-	-	X
56	MG	1H	3194	-	-	-	X
56	MG	1H	3209	-	-	-	X
56	MG	1H	3213	-	-	-	X
56	MG	1H	3218	-	-	-	X
56	MG	1H	3229	-	-	-	X
56	MG	1H	3230	-	-	-	X
56	MG	1H	3240	-	-	-	X
56	MG	1H	3246	-	-	-	X
56	MG	1H	3261	-	-	-	X
56	MG	1H	3274	-	-	-	X
56	MG	1H	3284	-	-	-	X
56	MG	1H	3285	-	-	-	X
56	MG	1H	3343	-	-	-	X
56	MG	1H	3363	-	-	-	X
56	MG	1H	3407	-	-	-	X
56	MG	1H	3442	-	-	-	X
56	MG	1H	3454	-	-	-	X
56	MG	1H	3572	-	-	-	X

Continued on next page...

Continued from previous page...

Mol	Type	Chain	Res	Chirality	Geometry	Clashes	Electron density
56	MG	1J	208	-	-	-	X
56	MG	2I	301	-	-	-	X
56	MG	2K	103	-	-	-	X
56	MG	2L	101	-	-	-	X
57	SF4	32	302	-	-	X	-

2 Entry composition

There are 59 unique types of molecules in this entry. The entry contains 297904 atoms, of which 0 are hydrogens and 0 are deuteriums.

In the tables below, the ZeroOcc column contains the number of atoms modelled with zero occupancy, the AltConf column contains the number of residues with at least one atom in alternate conformation and the Trace column contains the number of residues modelled with at most 2 atoms.

- Molecule 1 is a RNA chain called 16S ribosomal RNA.

Mol	Chain	Residues	Atoms					ZeroOcc	AltConf	Trace
1	13	1496	Total	C	N	O	P	0	0	0
			32157	14313	5960	10388	1496			
1	1G	1506	Total	C	N	O	P	0	0	0
			32371	14409	6001	10456	1505			

- Molecule 2 is a protein called 30S ribosomal protein S2.

Mol	Chain	Residues	Atoms					ZeroOcc	AltConf	Trace
2	1E	231	Total	C	N	O	S	0	0	0
			1874	1199	334	336	5			
2	12	207	Total	C	N	O	S	0	0	0
			1696	1083	306	303	4			

- Molecule 3 is a protein called 30S ribosomal protein S3.

Mol	Chain	Residues	Atoms					ZeroOcc	AltConf	Trace
3	2E	205	Total	C	N	O	S	0	0	0
			1605	1011	313	280	1			
3	22	195	Total	C	N	O	S	0	0	0
			1537	973	297	266	1			

- Molecule 4 is a protein called 30S ribosomal protein S4.

Mol	Chain	Residues	Atoms					ZeroOcc	AltConf	Trace
4	3E	207	Total	C	N	O	S	0	0	0
			1698	1064	338	289	7			
4	32	208	Total	C	N	O	S	0	0	0
			1702	1066	339	290	7			

- Molecule 5 is a protein called 30S ribosomal protein S5.

Mol	Chain	Residues	Atoms					ZeroOcc	AltConf	Trace
5	4E	149	Total	C	N	O	S	0	0	0
			1142	722	216	200	4			
5	42	149	Total	C	N	O	S	0	0	0
			1139	721	216	198	4			

- Molecule 6 is a protein called 30S ribosomal protein S6.

Mol	Chain	Residues	Atoms					ZeroOcc	AltConf	Trace
6	5E	100	Total	C	N	O	S	0	0	0
			837	528	154	152	3			
6	52	101	Total	C	N	O	S	0	0	0
			842	531	155	153	3			

- Molecule 7 is a protein called 30S ribosomal protein S7.

Mol	Chain	Residues	Atoms					ZeroOcc	AltConf	Trace
7	6E	154	Total	C	N	O	S	0	0	0
			1242	770	250	216	6			
7	62	140	Total	C	N	O	S	0	0	0
			1120	695	223	196	6			

- Molecule 8 is a protein called 30S ribosomal protein S8.

Mol	Chain	Residues	Atoms					ZeroOcc	AltConf	Trace
8	7E	138	Total	C	N	O	S	0	0	0
			1115	705	215	192	3			
8	72	137	Total	C	N	O	S	0	0	0
			1107	700	214	191	2			

- Molecule 9 is a protein called 30S ribosomal protein S9.

Mol	Chain	Residues	Atoms					ZeroOcc	AltConf	Trace
9	8E	126	Total	C	N	O		0	0	0
			1000	634	196	170				
9	82	121	Total	C	N	O		0	0	0
			953	605	186	162				

- Molecule 10 is a protein called 30S ribosomal protein S10.

Mol	Chain	Residues	Atoms					ZeroOcc	AltConf	Trace
10	1I	95	Total	C	N	O	S	0	0	0
			754	471	148	134	1			

Continued on next page...

Continued from previous page...

Mol	Chain	Residues	Atoms				ZeroOcc	AltConf	Trace
10	1A	80	Total	C	N	O	0	0	0
			646	403	129	114			

- Molecule 11 is a protein called 30S ribosomal protein S11.

Mol	Chain	Residues	Atoms					ZeroOcc	AltConf	Trace
11	2I	111	Total	C	N	O	S	0	0	0
			823	512	154	154	3			
11	2A	113	Total	C	N	O	S	0	0	0
			835	520	156	156	3			

- Molecule 12 is a protein called 30S ribosomal protein S12.

Mol	Chain	Residues	Atoms					ZeroOcc	AltConf	Trace
12	3I	122	Total	C	N	O	S	0	0	0
			956	603	193	159	1			
12	3A	122	Total	C	N	O	S	0	0	0
			956	603	193	159	1			

- Molecule 13 is a protein called 30S ribosomal protein S13.

Mol	Chain	Residues	Atoms					ZeroOcc	AltConf	Trace
13	4I	119	Total	C	N	O	S	0	0	0
			942	582	194	164	2			
13	4A	111	Total	C	N	O	S	0	0	0
			893	552	183	156	2			

- Molecule 14 is a protein called 30S ribosomal protein S14 type Z.

Mol	Chain	Residues	Atoms					ZeroOcc	AltConf	Trace
14	5I	60	Total	C	N	O	S	0	0	0
			491	312	104	71	4			
14	5A	59	Total	C	N	O	S	0	0	0
			486	309	103	70	4			

- Molecule 15 is a protein called 30S ribosomal protein S15.

Mol	Chain	Residues	Atoms					ZeroOcc	AltConf	Trace
15	6I	87	Total	C	N	O	S	0	0	0
			729	457	146	124	2			
15	6A	87	Total	C	N	O	S	0	0	0
			729	457	146	124	2			

- Molecule 16 is a protein called 30S ribosomal protein S16.

Mol	Chain	Residues	Atoms					ZeroOcc	AltConf	Trace
16	7I	83	Total	C	N	O	S	0	0	0
			700	443	139	117	1			
16	7A	84	Total	C	N	O	S	0	0	0
			705	446	140	118	1			

- Molecule 17 is a protein called 30S ribosomal protein S17.

Mol	Chain	Residues	Atoms					ZeroOcc	AltConf	Trace
17	8I	100	Total	C	N	O	S	0	0	0
			834	534	155	143	2			
17	8A	99	Total	C	N	O	S	0	0	0
			823	528	151	142	2			

- Molecule 18 is a protein called 30S ribosomal protein S18.

Mol	Chain	Residues	Atoms				ZeroOcc	AltConf	Trace
18	9I	68	Total	C	N	O	0	0	0
			549	352	105	92			
18	9A	67	Total	C	N	O	0	0	0
			544	349	104	91			

- Molecule 19 is a protein called 30S ribosomal protein S19.

Mol	Chain	Residues	Atoms					ZeroOcc	AltConf	Trace
19	AI	82	Total	C	N	O	S	0	0	0
			661	422	123	114	2			
19	AA	62	Total	C	N	O	S	0	0	0
			481	306	85	88	2			

- Molecule 20 is a protein called 30S ribosomal protein S20.

Mol	Chain	Residues	Atoms					ZeroOcc	AltConf	Trace
20	BI	97	Total	C	N	O	S	0	0	0
			746	461	157	126	2			
20	BA	99	Total	C	N	O	S	0	0	0
			762	470	162	128	2			

- Molecule 21 is a protein called 30S ribosomal protein Thx.

Mol	Chain	Residues	Atoms				ZeroOcc	AltConf	Trace
21	1F	23	Total	C	N	O	0	0	0
			199	122	48	29			
21	1B	22	Total	C	N	O	0	0	0
			188	116	44	28			

- Molecule 22 is a RNA chain called tRNA-Lys.

Mol	Chain	Residues	Atoms						ZeroOcc	AltConf	Trace
22	1K	72	Total	C	N	O	P	S	0	0	0
			1542	691	269	509	72	1			
22	1L	69	Total	C	N	O	P	S	0	0	0
			1477	662	257	488	69	1			

- Molecule 23 is a RNA chain called tRNA-fMet.

Mol	Chain	Residues	Atoms						ZeroOcc	AltConf	Trace
23	2K	77	Total	C	N	O	P	S	0	0	0
			1646	735	298	535	77	1			
23	2L	77	Total	C	N	O	P	S	0	0	0
			1646	735	298	535	77	1			

- Molecule 24 is a RNA chain called tRNA-Lys.

Mol	Chain	Residues	Atoms					ZeroOcc	AltConf	Trace
24	3K	70	Total	C	N	O	P	0	0	0
			1483	664	260	490	69			
24	3L	72	Total	C	N	O	P	0	0	0
			1528	684	270	503	71			

- Molecule 25 is a RNA chain called mRNA.

Mol	Chain	Residues	Atoms					ZeroOcc	AltConf	Trace
25	4K	21	Total	C	N	O	P	0	0	0
			464	208	99	136	21			
25	4L	19	Total	C	N	O	P	0	0	0
			419	188	89	123	19			

- Molecule 26 is a RNA chain called 23S ribosomal RNA.

Mol	Chain	Residues	Atoms					ZeroOcc	AltConf	Trace
26	1H	2885	Total	C	N	O	P	0	3	0
			62204	27685	11631	20000	2888			

Continued on next page...

Continued from previous page...

Mol	Chain	Residues	Atoms					ZeroOcc	AltConf	Trace
26	14	2855	Total	C	N	O	P	0	0	0
			61505	27372	11512	19766	2855			

There are 14 discrepancies between the modelled and reference sequences:

Chain	Residue	Modelled	Actual	Comment	Reference
1H	161	U	UNK	conflict	GB 55771382
1H	654A	A	G	conflict	GB 55771382
1H	654E	C	G	conflict	GB 55771382
1H	654P	G	C	conflict	GB 55771382
1H	654T	A	C	conflict	GB 55771382
1H	1058	U	G	conflict	GB 55771382
1H	1080	A	C	conflict	GB 55771382
14	158	U	UNK	conflict	GB 55771382
14	654A	A	G	conflict	GB 55771382
14	654E	C	G	conflict	GB 55771382
14	654P	G	C	conflict	GB 55771382
14	654T	A	C	conflict	GB 55771382
14	1058	U	G	conflict	GB 55771382
14	1080	A	C	conflict	GB 55771382

- Molecule 27 is a RNA chain called 5S ribosomal RNA.

Mol	Chain	Residues	Atoms					ZeroOcc	AltConf	Trace
27	16	122	Total	C	N	O	P	0	0	0
			2617	1166	486	844	121			
27	1J	122	Total	C	N	O	P	0	0	0
			2617	1166	486	844	121			

- Molecule 28 is a protein called 50S ribosomal protein L1.

Mol	Chain	Residues	Atoms					ZeroOcc	AltConf	Trace
28	71	133	Total	C	N	O	S	0	0	0
			1033	651	194	187	1			
28	79	57	Total	C	N	O		0	0	0
			456	283	91	82				

- Molecule 29 is a protein called 50S ribosomal protein L2.

Mol	Chain	Residues	Atoms					ZeroOcc	AltConf	Trace
29	11	273	Total	C	N	O	S	0	0	0
			2120	1338	421	358	3			

Continued on next page...

Continued from previous page...

Mol	Chain	Residues	Atoms					ZeroOcc	AltConf	Trace
29	19	274	Total	C	N	O	S	0	0	0
			2125	1341	422	359	3			

- Molecule 30 is a protein called 50S ribosomal protein L3.

Mol	Chain	Residues	Atoms					ZeroOcc	AltConf	Trace
30	21	203	Total	C	N	O	S	0	0	0
			1558	985	298	269	6			
30	29	204	Total	C	N	O	S	0	0	0
			1563	988	299	270	6			

- Molecule 31 is a protein called 50S ribosomal protein L4.

Mol	Chain	Residues	Atoms					ZeroOcc	AltConf	Trace
31	31	202	Total	C	N	O	S	0	0	0
			1585	1011	297	275	2			
31	39	204	Total	C	N	O	S	0	0	0
			1602	1022	299	279	2			

- Molecule 32 is a protein called 50S ribosomal protein L5.

Mol	Chain	Residues	Atoms					ZeroOcc	AltConf	Trace
32	41	179	Total	C	N	O	S	0	0	0
			1457	931	265	257	4			
32	49	181	Total	C	N	O	S	0	0	0
			1468	937	268	259	4			

- Molecule 33 is a protein called 50S ribosomal protein L6.

Mol	Chain	Residues	Atoms					ZeroOcc	AltConf	Trace
33	51	174	Total	C	N	O	S	0	0	0
			1328	842	249	236	1			
33	59	70	Total	C	N	O	S	0	0	0
			543	341	110	92				

- Molecule 34 is a protein called 50S ribosomal protein L9.

Mol	Chain	Residues	Atoms					ZeroOcc	AltConf	Trace
34	61	146	Total	C	N	O	S	0	0	0
			1136	726	201	208	1			
34	69	145	Total	C	N	O	S	0	0	0
			1131	723	200	207	1			

- Molecule 35 is a protein called 50S ribosomal protein L13.

Mol	Chain	Residues	Atoms					ZeroOcc	AltConf	Trace
35	58	137	Total	C	N	O	S	0	0	0
			1096	706	205	181	4			
35	15	138	Total	C	N	O	S	0	0	0
			1104	712	206	182	4			

- Molecule 36 is a protein called 50S ribosomal protein L14.

Mol	Chain	Residues	Atoms					ZeroOcc	AltConf	Trace
36	68	122	Total	C	N	O	S	0	0	0
			932	588	171	169	4			
36	25	122	Total	C	N	O	S	0	0	0
			932	588	171	169	4			

- Molecule 37 is a protein called 50S ribosomal protein L15.

Mol	Chain	Residues	Atoms					ZeroOcc	AltConf	Trace
37	78	147	Total	C	N	O	S	0	0	0
			1122	698	229	192	3			
37	35	147	Total	C	N	O	S	0	0	0
			1122	698	229	192	3			

- Molecule 38 is a protein called 50S ribosomal protein L16.

Mol	Chain	Residues	Atoms					ZeroOcc	AltConf	Trace
38	88	141	Total	C	N	O	S	0	0	0
			1117	712	211	187	7			
38	45	139	Total	C	N	O	S	0	0	0
			1104	705	209	184	6			

- Molecule 39 is a protein called 50S ribosomal protein L17.

Mol	Chain	Residues	Atoms					ZeroOcc	AltConf	Trace
39	98	118	Total	C	N	O	S	0	0	0
			967	604	203	159	1			
39	55	118	Total	C	N	O	S	0	0	0
			967	604	203	159	1			

- Molecule 40 is a protein called 50S ribosomal protein L18.

Mol	Chain	Residues	Atoms				ZeroOcc	AltConf	Trace
40	A8	111	Total	C	N	O	0	0	0
			881	556	176	149			
40	65	110	Total	C	N	O	0	0	0
			876	553	175	148			

- Molecule 41 is a protein called 50S ribosomal protein L19.

Mol	Chain	Residues	Atoms					ZeroOcc	AltConf	Trace
41	B8	136	Total	C	N	O	S	0	0	0
			1124	700	231	192	1			
41	75	133	Total	C	N	O	S	0	0	0
			1109	691	228	189	1			

- Molecule 42 is a protein called 50S ribosomal protein L20.

Mol	Chain	Residues	Atoms					ZeroOcc	AltConf	Trace
42	C8	115	Total	C	N	O	S	0	0	0
			950	603	199	147	1			
42	85	116	Total	C	N	O	S	0	0	0
			959	608	201	149	1			

- Molecule 43 is a protein called 50S ribosomal protein L21.

Mol	Chain	Residues	Atoms					ZeroOcc	AltConf	Trace
43	D8	100	Total	C	N	O	S	0	0	0
			774	499	141	133	1			
43	95	100	Total	C	N	O	S	0	0	0
			770	496	140	133	1			

- Molecule 44 is a protein called 50S ribosomal protein L22.

Mol	Chain	Residues	Atoms					ZeroOcc	AltConf	Trace
44	E8	110	Total	C	N	O	S	0	0	0
			876	552	171	151	2			
44	A5	111	Total	C	N	O	S	0	0	0
			886	558	174	152	2			

- Molecule 45 is a protein called 50S ribosomal protein L23.

Mol	Chain	Residues	Atoms					ZeroOcc	AltConf	Trace
45	F8	95	Total	C	N	O	S	0	0	0
			743	482	134	126	1			

Continued on next page...

Continued from previous page...

Mol	Chain	Residues	Atoms				ZeroOcc	AltConf	Trace
45	B5	94	Total	C	N	O	0	0	0
			735	477	133	125			

- Molecule 46 is a protein called 50S ribosomal protein L24.

Mol	Chain	Residues	Atoms					ZeroOcc	AltConf	Trace
46	G8	103	Total	C	N	O	S	0	0	0
			783	504	148	126	5			
46	C5	104	Total	C	N	O	S	0	0	0
			794	510	152	127	5			

- Molecule 47 is a protein called 50S ribosomal protein L25.

Mol	Chain	Residues	Atoms					ZeroOcc	AltConf	Trace
47	H8	170	Total	C	N	O	S	0	0	0
			1365	870	246	246	3			
47	D5	133	Total	C	N	O	S	0	0	0
			1079	694	194	189	2			

- Molecule 48 is a protein called 50S ribosomal protein L27.

Mol	Chain	Residues	Atoms					ZeroOcc	AltConf	Trace
48	I8	77	Total	C	N	O	S	0	0	0
			611	378	129	103	1			
48	E5	76	Total	C	N	O	S	0	0	0
			603	372	128	102	1			

- Molecule 49 is a protein called 50S ribosomal protein L28.

Mol	Chain	Residues	Atoms					ZeroOcc	AltConf	Trace
49	J8	94	Total	C	N	O	S	0	0	0
			737	463	146	127	1			
49	F5	94	Total	C	N	O	S	0	0	0
			737	463	146	127	1			

- Molecule 50 is a protein called 50S ribosomal protein L29.

Mol	Chain	Residues	Atoms					ZeroOcc	AltConf	Trace
50	K8	68	Total	C	N	O	S	0	0	0
			575	358	116	100	1			
50	G5	69	Total	C	N	O	S	0	0	0
			576	358	116	101	1			

- Molecule 51 is a protein called 50S ribosomal protein L30.

Mol	Chain	Residues	Atoms				ZeroOcc	AltConf	Trace
51	L8	58	Total	C	N	O	0	0	0
			459	293	89	77			
51	H5	58	Total	C	N	O	0	0	0
			459	293	89	77			

- Molecule 52 is a protein called 50S ribosomal protein L31.

Mol	Chain	Residues	Atoms					ZeroOcc	AltConf	Trace
52	M8	49	Total	C	N	O	S	0	0	0
			376	240	63	68	5			

- Molecule 53 is a protein called 50S ribosomal protein L32.

Mol	Chain	Residues	Atoms					ZeroOcc	AltConf	Trace
53	N8	48	Total	C	N	O	S	0	0	0
			369	229	75	60	5			
53	J5	56	Total	C	N	O	S	0	0	0
			434	272	87	70	5			

- Molecule 54 is a protein called 50S ribosomal protein L34.

Mol	Chain	Residues	Atoms					ZeroOcc	AltConf	Trace
54	P8	47	Total	C	N	O	S	0	0	0
			401	246	99	54	2			
54	L5	47	Total	C	N	O	S	0	0	0
			401	246	99	54	2			

- Molecule 55 is a protein called 50S ribosomal protein L35.

Mol	Chain	Residues	Atoms					ZeroOcc	AltConf	Trace
55	Q8	64	Total	C	N	O	S	0	0	0
			516	331	102	81	2			
55	M5	64	Total	C	N	O	S	0	0	0
			516	331	102	81	2			

- Molecule 56 is MAGNESIUM ION (three-letter code: MG) (formula: Mg).

Mol	Chain	Residues	Atoms		ZeroOcc	AltConf
56	98	1	Total	Mg	0	0
			1	1		

Continued on next page...

Continued from previous page...

Mol	Chain	Residues	Atoms		ZeroOcc	AltConf
56	45	2	Total 2	Mg 2	0	0
56	P8	1	Total 1	Mg 1	0	0
56	32	1	Total 1	Mg 1	0	0
56	13	161	Total 161	Mg 161	0	0
56	1J	11	Total 11	Mg 11	0	0
56	5I	1	Total 1	Mg 1	0	0
56	35	3	Total 3	Mg 3	0	0
56	16	13	Total 13	Mg 13	0	0
56	42	2	Total 2	Mg 2	0	0
56	B5	1	Total 1	Mg 1	0	0
56	25	2	Total 2	Mg 2	0	0
56	M5	1	Total 1	Mg 1	0	0
56	21	3	Total 3	Mg 3	0	0
56	2K	3	Total 3	Mg 3	0	0
56	Q8	1	Total 1	Mg 1	0	0
56	L8	1	Total 1	Mg 1	0	0
56	I8	1	Total 1	Mg 1	0	0
56	52	1	Total 1	Mg 1	0	0
56	2A	1	Total 1	Mg 1	0	0
56	5E	1	Total 1	Mg 1	0	0
56	29	1	Total 1	Mg 1	0	0

Continued on next page...

Continued from previous page...

Mol	Chain	Residues	Atoms		ZeroOcc	AltConf
56	78	2	Total 2	Mg 2	0	0
56	39	2	Total 2	Mg 2	0	0
56	1G	126	Total 126	Mg 126	0	0
56	11	3	Total 3	Mg 3	0	0
56	1H	572	Total 572	Mg 572	0	0
56	E5	3	Total 3	Mg 3	0	0
56	88	3	Total 3	Mg 3	0	0
56	14	471	Total 471	Mg 471	0	0
56	F8	1	Total 1	Mg 1	0	0
56	4K	1	Total 1	Mg 1	0	0
56	1K	1	Total 1	Mg 1	0	0
56	41	2	Total 2	Mg 2	0	0
56	2L	3	Total 3	Mg 3	0	0

- Molecule 57 is IRON/SULFUR CLUSTER (three-letter code: SF4) (formula: Fe₄S₄).



Mol	Chain	Residues	Atoms			ZeroOcc	AltConf
57	3E	1	Total	Fe	S	0	0
			8	4	4		
57	32	1	Total	Fe	S	0	0
			8	4	4		

- Molecule 58 is ZINC ION (three-letter code: ZN) (formula: Zn).

Mol	Chain	Residues	Atoms		ZeroOcc	AltConf
58	C5	1	Total	Zn	0	0
			1	1		
58	5A	1	Total	Zn	0	0
			1	1		
58	G8	1	Total	Zn	0	0
			1	1		
58	5I	1	Total	Zn	0	0
			1	1		

- Molecule 59 is water.

Mol	Chain	Residues	Atoms		ZeroOcc	AltConf
59	13	389	Total	O	0	0
			389	389		
59	1E	1	Total	O	0	0
			1	1		
59	3E	2	Total	O	0	0
			2	2		

Continued on next page...

Continued from previous page...

Mol	Chain	Residues	Atoms		ZeroOcc	AltConf
59	4E	1	Total 1	O 1	0	0
59	8E	3	Total 3	O 3	0	0
59	1I	2	Total 2	O 2	0	0
59	3I	2	Total 2	O 2	0	0
59	4I	2	Total 2	O 2	0	0
59	5I	2	Total 2	O 2	0	0
59	6I	3	Total 3	O 3	0	0
59	7I	1	Total 1	O 1	0	0
59	1F	2	Total 2	O 2	0	0
59	1K	8	Total 8	O 8	0	0
59	2K	6	Total 6	O 6	0	0
59	3K	1	Total 1	O 1	0	0
59	4K	5	Total 5	O 5	0	0
59	1H	1539	Total 1539	O 1539	0	0
59	16	35	Total 35	O 35	0	0
59	11	16	Total 16	O 16	0	0
59	21	7	Total 7	O 7	0	0
59	31	6	Total 6	O 6	0	0
59	41	1	Total 1	O 1	0	0
59	58	2	Total 2	O 2	0	0
59	68	2	Total 2	O 2	0	0

Continued on next page...

Continued from previous page...

Mol	Chain	Residues	Atoms		ZeroOcc	AltConf
59	78	8	Total 8	O 8	0	0
59	88	8	Total 8	O 8	0	0
59	C8	4	Total 4	O 4	0	0
59	D8	2	Total 2	O 2	0	0
59	F8	2	Total 2	O 2	0	0
59	G8	1	Total 1	O 1	0	0
59	I8	7	Total 7	O 7	0	0
59	J8	2	Total 2	O 2	0	0
59	K8	1	Total 1	O 1	0	0
59	L8	3	Total 3	O 3	0	0
59	P8	1	Total 1	O 1	0	0
59	Q8	8	Total 8	O 8	0	0
59	1G	297	Total 297	O 297	0	0
59	32	2	Total 2	O 2	0	0
59	42	1	Total 1	O 1	0	0
59	52	4	Total 4	O 4	0	0
59	62	3	Total 3	O 3	0	0
59	2A	3	Total 3	O 3	0	0
59	3A	1	Total 1	O 1	0	0
59	6A	1	Total 1	O 1	0	0
59	7A	6	Total 6	O 6	0	0

Continued on next page...

Continued from previous page...

Mol	Chain	Residues	Atoms		ZeroOcc	AltConf
59	9A	2	Total 2	O 2	0	0
59	BA	5	Total 5	O 5	0	0
59	1L	1	Total 1	O 1	0	0
59	2L	6	Total 6	O 6	0	0
59	4L	5	Total 5	O 5	0	0
59	14	1225	Total 1225	O 1225	0	0
59	1J	12	Total 12	O 12	0	0
59	19	11	Total 11	O 11	0	0
59	29	5	Total 5	O 5	0	0
59	39	7	Total 7	O 7	0	0
59	25	6	Total 6	O 6	0	0
59	35	8	Total 8	O 8	0	0
59	45	4	Total 4	O 4	0	0
59	55	3	Total 3	O 3	0	0
59	85	1	Total 1	O 1	0	0
59	95	1	Total 1	O 1	0	0
59	A5	1	Total 1	O 1	0	0
59	B5	1	Total 1	O 1	0	0
59	C5	3	Total 3	O 3	0	0
59	F5	1	Total 1	O 1	0	0
59	H5	2	Total 2	O 2	0	0

Continued on next page...

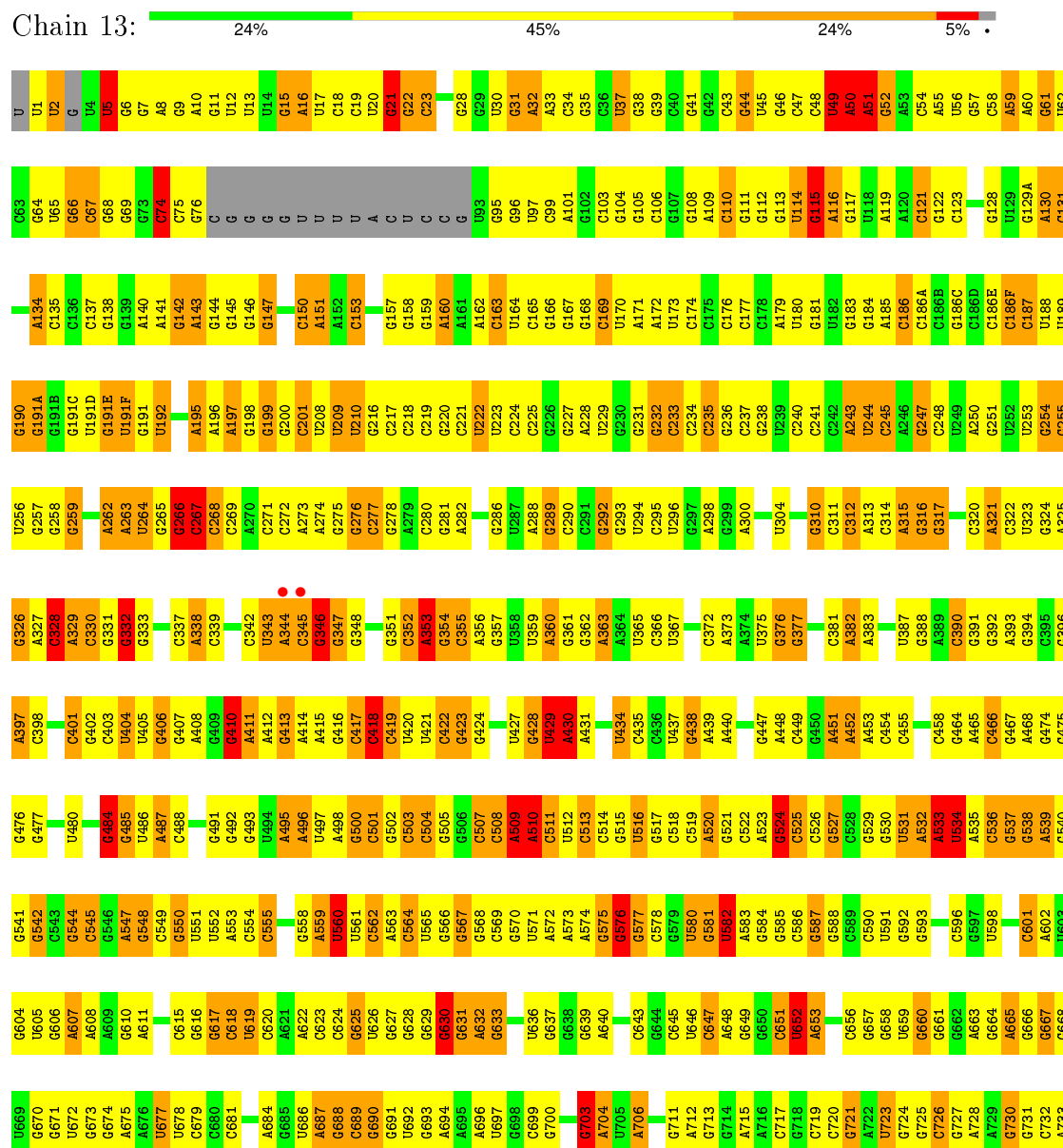
Continued from previous page...

Mol	Chain	Residues	Atoms		ZeroOcc	AltConf
59	L5	3	Total	O	0	0
			3	3		
59	M5	6	Total	O	0	0
			6	6		

3 Residue-property plots

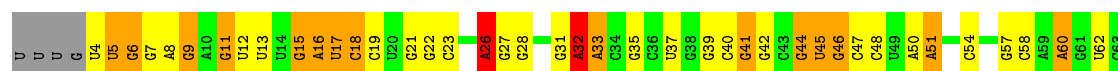
These plots are drawn for all protein, RNA and DNA chains in the entry. The first graphic for a chain summarises the proportions of errors displayed in the second graphic. The second graphic shows the sequence view annotated by issues in geometry and electron density. Residues are color-coded according to the number of geometric quality criteria for which they contain at least one outlier: green = 0, yellow = 1, orange = 2 and red = 3 or more. A red dot above a residue indicates a poor fit to the electron density ($RSRZ > 2$). Stretches of 2 or more consecutive residues without any outlier are shown as a green connector. Residues present in the sample, but not in the model, are shown in grey.

• Molecule 1: 16S ribosomal RNA

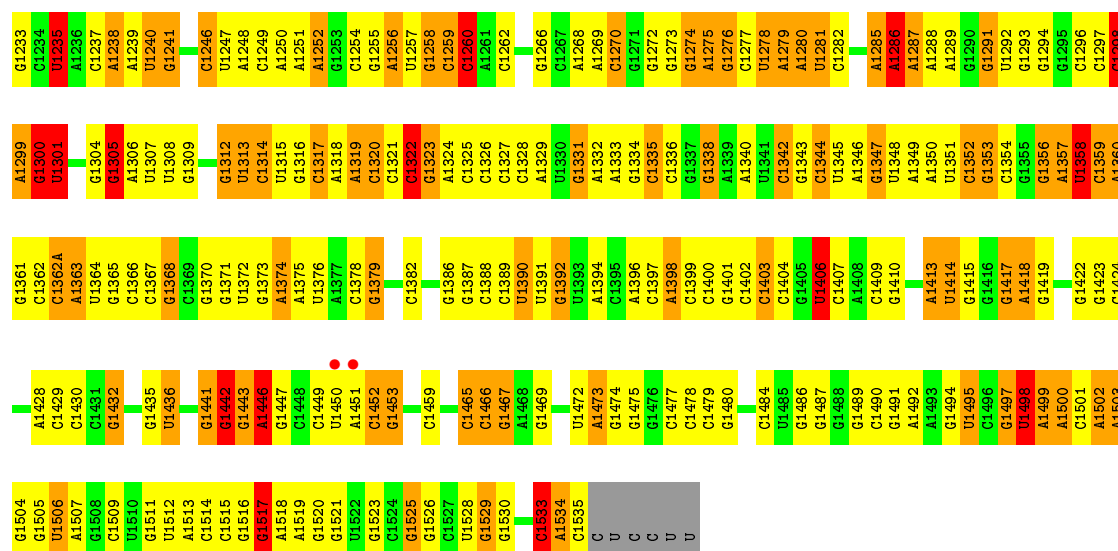




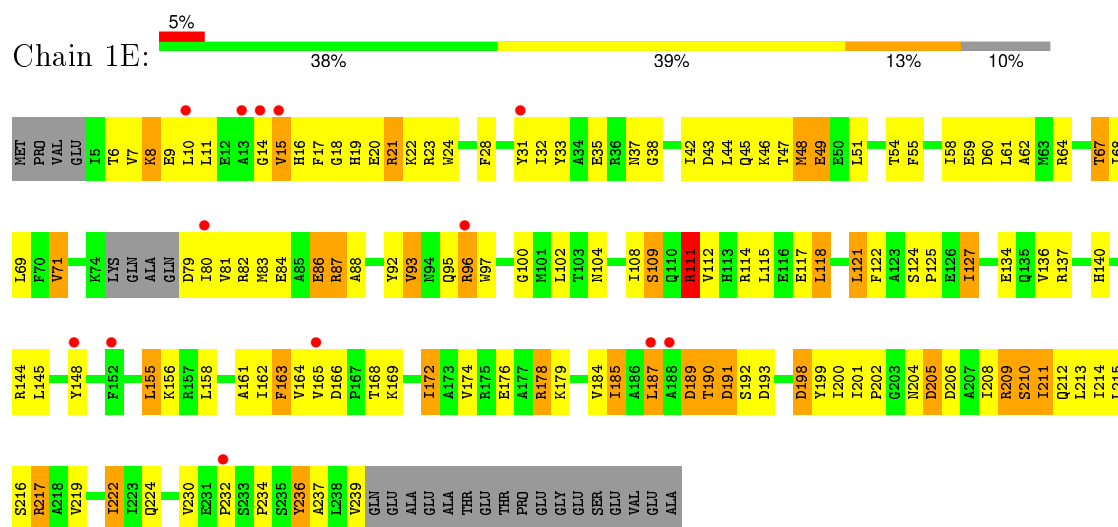
Category	Percentage
Very bad	32%
Bad	44%
Okay	18%
Good	6%



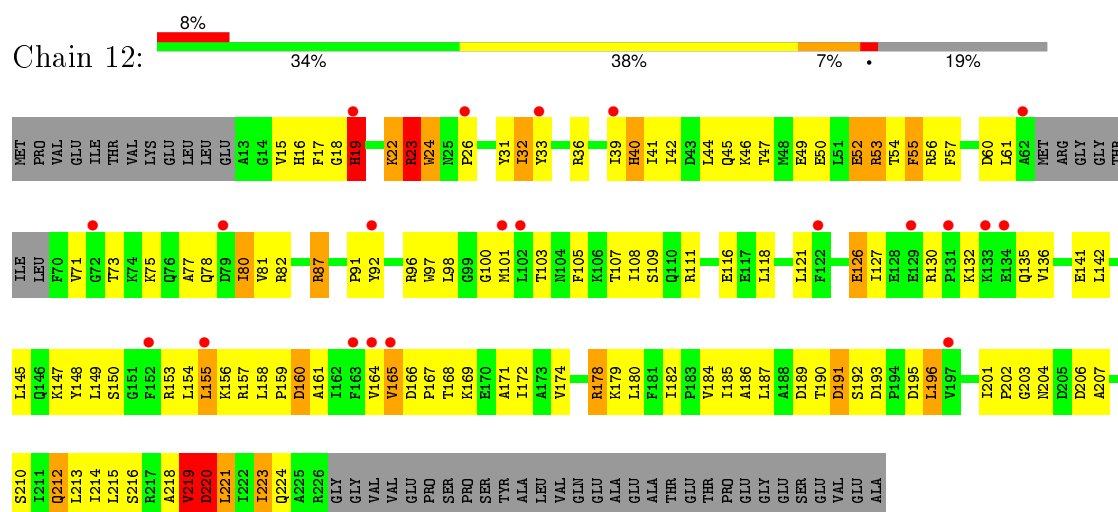
A1170	G1106	G1031	C970	A908	G830	G758	C681	A607	G541	G474	C388	C308	G226	G147	G64
A1171	C1107	A1032	G971	A909	U831	A759	G682	A608	G542	G475	A389	G309	G227	G148	U65
A1172	G1108	G1032A	C972	C910	G837	C762	G683	A609	C543	G476	C390	A315	G230	C150	G66
G1173	G1109	G1032B	G973	U911	G838	G763	G685	G614	G544	G477	G391	G316	G231	G67	G67
G1174	A1110	G1033	A974	C912	U841	G766	G686	G615	G545	U480	G392	G317	G232	G68	G68
G1175	A1111		A975	A913	U842	A767	G687	G616	G546	G481	G396	G318	G233	G69	G69
A1176	C1108	C1037	G976	A914	U843	A768	G688	G617	G547	A482	G397	C320	G234	A160	C73
G1177	C1109	C1038	A977	A915	U844	A769	G689	G618	G550	G483	A398	A321	G235	A161	G78
G1178	C1110	C1039	A978	G916	U845	G769	G690	U619	G551	G484	G399	G322	C240	C163	G79
A1179	C1111	U1040	C979	G917	U850	C770	G691	G620	U552	G485	C400	U323	C241	U164	G80
A1180	C1112	A1041	C980	G918	U851	G771	G692	G621	U553	G486	C401	G324	C242	G166	G81
G1181	C1113		U981	A919	G852	U772	G693	G622	C554	A487	G402	A325	C243	G167	U82
G1182	C1114		U982	U920	G853	G773	G694	G623	C555	C488	C403	G326	A243	G168	U
A1183	C1115		A983	G922	G854		U697	G624	C556	G489	U405	A327	U244	C174	U
G1184	C1116		C984	G923	G855	A777	G698	G625	G557	G490	U406	A328	C245	C175	U
G1185	C1117		C985	C924	G856	G778	G699	U626	G558	G491	G407	A329	A246	C176	A87
G1186	C1118		A986	G925	C957	C779	G700	G627	G559	G492	G408	C330	G247	C177	C88
G1187	C1119		C987	G926	G858	A780	G701	G628	U560	G493	G409	G331	G248	C178	U89
A1188	C1120		U991	G927	A859		C707	G629	U561	A485	G410	G332	A250	C179	C90
G1189	C1121		U992	G928	A864	C784	C708	G630	C562	A486	G411	G337	A251	A179	C91
A1190	C1122		G993	G929	A865	G785	G709	G631	A563	A487	A412	A338	U252	U180	
A1191	C1123		A994	C930	G866	A790	G711	A632	C564	A488	G413	G339	G254	G182	G96
C1192	C1124		C995	C931	G867	A791	A712	G633	U565	G500	G414	U340	G255	A101	
G1193	C1125		C996	C932	G868	A792	G713	G634	G566	C501	A415		G256	G183	A102
	C1126		U997	C933	G869	A793	G714	G635	G567	G502	C419		G257	G184	G102
	G1127		G998	G934	G870	A794	G715	G636	G568	G503	C420	A344	G258	G185	C103
A1196	C1128		C999A	C935	U870	A795	G716	G637	C569	G504	C421	C345	G259	A186	G104
G1197	C1129		G999	C936	U871	C795	G717	U640	G570	G505	C422	G346	U261	G187	G105
A1198	C1130		A999	G937	G872	C796	G718	A641	U571	G506	G423	G347	A262	C186A	
G1199	C1131		U999	C938	G873	A796	G719	A642	A572	A509	G424	G348	A263	C186B	G108
A1200	C1132		G1001	A937	G874		C720	U643	A573	A510	G425	A349	U264	C186F	A109
G1201	C1133		G1002	C940	G875	G798	G721	C645	G576	U512	G426	G350	G265		C110
G1202	C1134		G1003	G941	G876	G799	G722	U646	C577	C513	G427	G351	C266	U189	G111
C1203	C1135		A1004	U942	G877	U801	A722	U647	G578	C514	G428	C352	C267	G190	G112
A1204	C1136		A1005	G943	G878	A802	U723	C647	C579	U516	G429	A353	C268	G191A	G113
U1205	C1137		C1006	G944	G879	A803	G724		C580	U517	U430	G354	C269	G191B	U114
G1206	C1138		G1007	G945	G880	U804		G650	G579	C518		G355	A270	G191C	G115
G1207	C1139		C1008	U946	G881	C805	A728	C651	U580	C519	C433	A356	A271	G191D	A116
C1208	C1140		G1009	G947	G882	C806	A729	U652	G581	C520	C434	A357	C272	G191E	G117
	A1146		C948	C948	G883	C807	G730	A653	U582	A521	U437	G361	A273	U191F	A120
	C1147		A949	A949	G884		G731	G654	A583	A522	U438	G362	G275	U191G	C121
	U1148		G885	G885	G885	C811	C736	G658	G584	G523	U439	G363	G276	C193	G127
A1213	C1149		G886	G886	G886	C812	A737	U659	G587	A524	G440	A364	G277	C194	G128
G1214	C1150		G887	G887	G887	U813			G588	G525	C442	U365	A279	A195	U129
G1215	A1151		A889	A889	A889	A814	U740	A663	C589	C526	U448	G366	G281	U196	G129A
G1216	A1152		U890	U890	U890	A815	G741	G664	C590	G527	A449	U367	G282	A197	A130
C1217	C1153		U891	U891	U891	A816		A665	U591	G528	C449	G198	A282	G198	G131
C1218	C1154		A892	A892	A892	C817	A746	G666	C596	U531	U451	C370	G289	C132	C133
G1219	G1155		U956	U956	U956	A818	C747		G597	A532	A452	G371	U296	U210	U134
U1220	C1156		U957	U957	U957	A819	C748	U669	U598	A533	A457	A374	G297	G216	C135
G1221	A1157		U958	U958	U958	U820	C749	U670	C599	U534	C457	U375	A298	C219	G142
G1222	C1158		A959	A959	A959	U821	G750	U671	C601	U535	C458	U376	G299	G220	A143
C1223	U1159		U960	U960	U960	G822	U751	G673	C602	A536	C459	G377	A300	C221	G144
G1224	G1160		U961	U961	U961	G823	G752	G674	A537	C537	C466	G378	G301	U222	G145
A1225	C1161		U962	U962	U962	U824	A753	A675	G603	G538	C467	G379	C307	U223	
C1226	C1162		G965	G965	G965	G825	C754	A676	U604	A539					
G1227	C1163		U966	U966	U966	U826	G755	U677	U605	A540					
A1228	G1164		C967	C967	C967	U827	G756	U678	U606	A541					
C1229			A968	A968	A968	A828	G757	U679	U607	A542					
U1232	A1169		A969	A969	A969	G829	U757	C680	G608	G544					



• Molecule 2: 30S ribosomal protein S2



• Molecule 2: 30S ribosomal protein S2



Chain 2E:

Chain 22:

17% 38% 36% 7% 18%

Chain 22: MET GLY N3 K4 I5 H6 P7 I8 G9 F10 R11 T15 R16 D17 W18 F19 S20 R21 W22 Y23 K26 K27 Y29 L32 L33 L34 E35 D36 Q37 R38 I39 R40 G41 L42 L43 E44 K45 E46 L47 Y48 S49 A50 G51 L52 V55 D56 I57 E58 R59 A60 A61 D62 N63 V64 A65

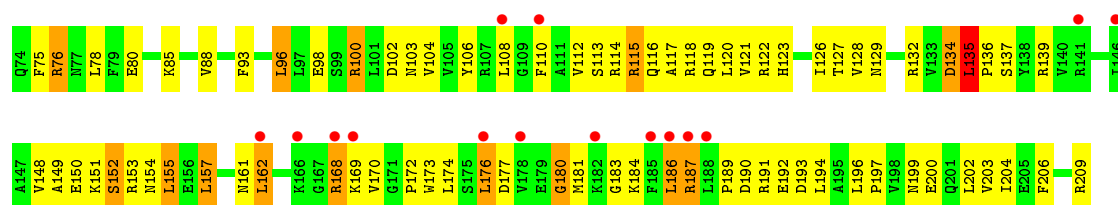
Chain 1: S144 G148 A149 K150 V151 L152 V153 S154 G155 R156 I157 R164 T165 A166 W167 A168 A169 Q170 R171 G172 L175 H176 T177 L178 R179 A180 N181 I182 D183 G184 Y185 F186 A187 R190 T191 T192 Y193 G194 V195 L196 G197 V198 K199 I202 F203 L204 GLY GLY VAL ILE GLY GLY LYS PRO

Chain 3E:

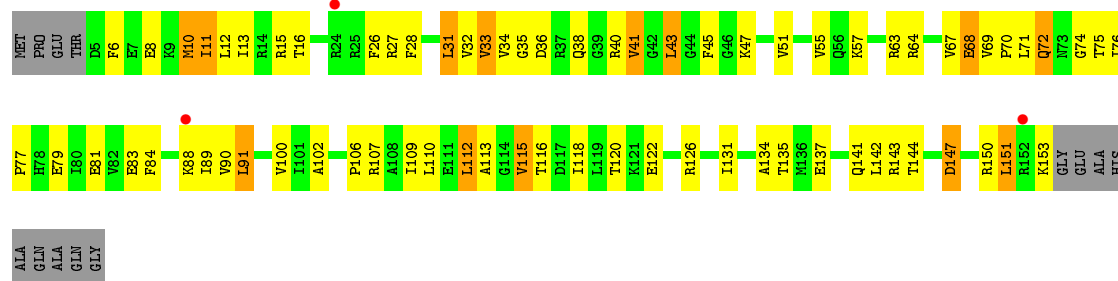
6% 42% 45% 11%

MET GLY R3 Y4 I5 G6 P7 V8 C9 R10 L11 C12 R13 R14 E15 K18 L19 Y20 L21 K22 G23 E24 R25 C26 K30 G31 A32 M33 R35 R36 P37 Y38 P39 P40 G41 Q42 H43 G44 Q45 K46 R47 A48 R49 S52 D53 Y54 A55 L58 R59 E60 K61 Q62 K63 L64 R65 R66 I70 R73 L78 S83 K84 K85 K86 G87 R88 T89 G90 G95 L96 L97 S98 E99 R100 L101 D102 M103 Y104 Y105 Y106 R107 L108 E109 F110 E111 V112 R115 Q116 A117 R118 Q119 L120 V121 R122 H123 G124 H125 I126 T127 R131 R132 V133 D134 L135 F136 Y137 Y138 R139 L140 R141 E145 V148 A149 E150 S152 R153 M154 L155 E156 L157 L158 R159 Q160 M161 L162 M165 K166 G167 K168 K169 V170 W173 L174 S175 L176 D177 V178 E179 G180 M181 K184 R187 L188 P189 D190 D193 L194 V198 M199 E200 Q201 L202 V203 I204 E205 F206 Y207 S208 R209

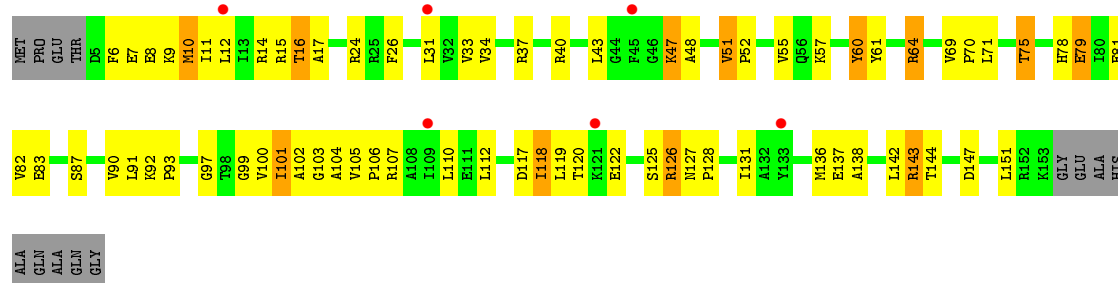
Chain 32:



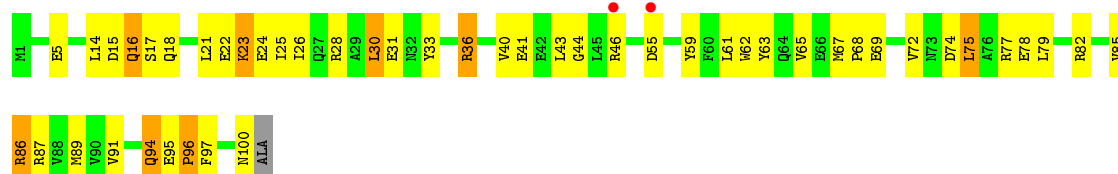
• Molecule 5: 30S ribosomal protein S5



• Molecule 5: 30S ribosomal protein S5

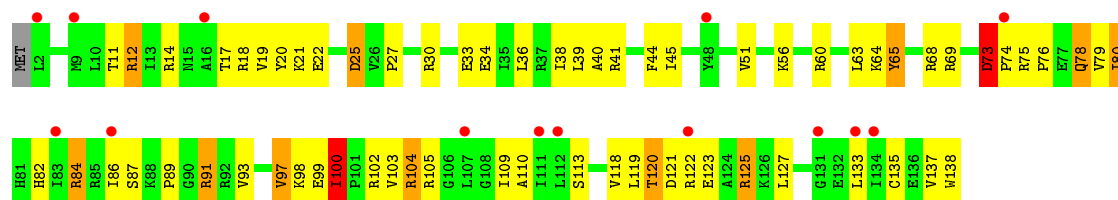


• Molecule 6: 30S ribosomal protein S6

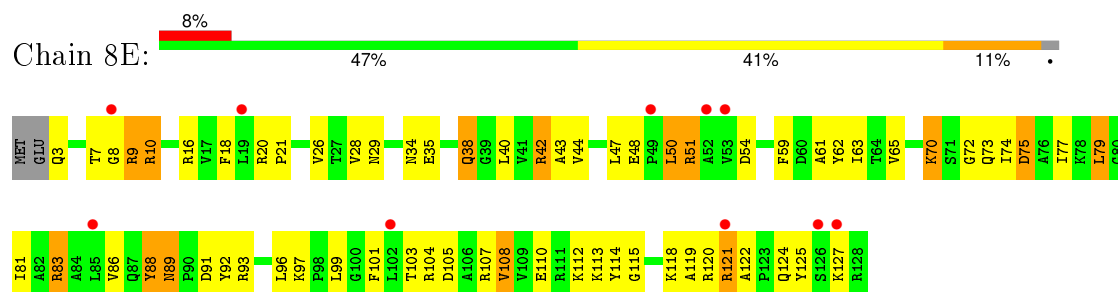


• Molecule 6: 30S ribosomal protein S6

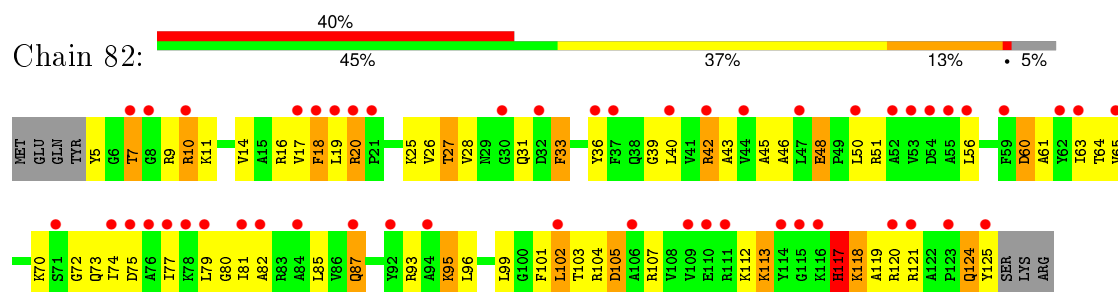




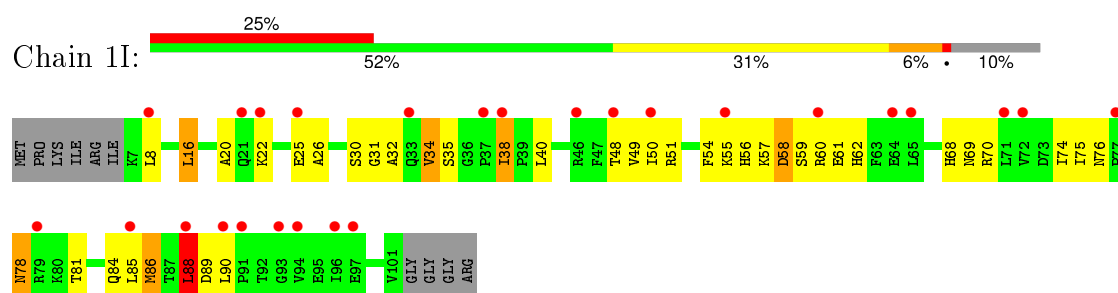
- Molecule 9: 30S ribosomal protein S9



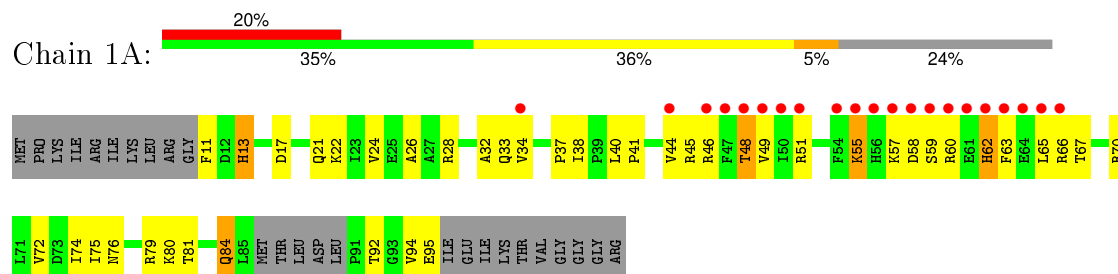
- Molecule 9: 30S ribosomal protein S9



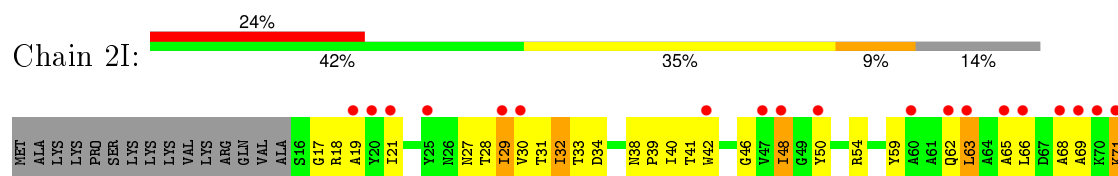
- Molecule 10: 30S ribosomal protein S10

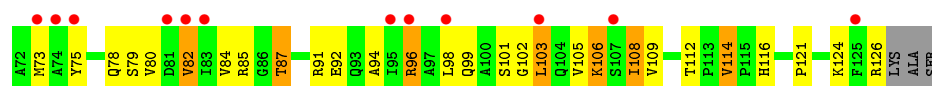


- Molecule 10: 30S ribosomal protein S10

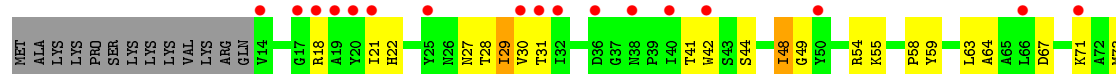


- Molecule 11: 30S ribosomal protein S11





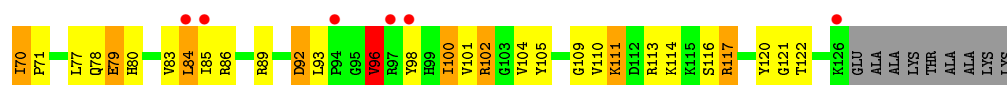
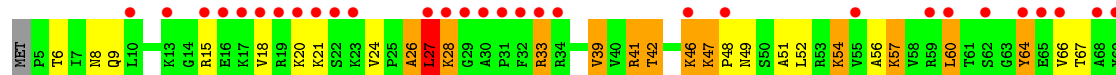
• Molecule 11: 30S ribosomal protein S11



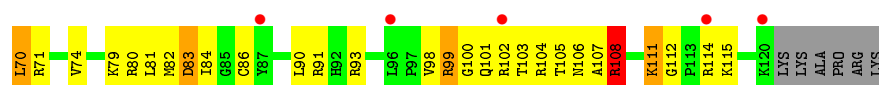
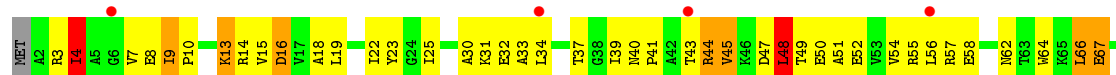
• Molecule 12: 30S ribosomal protein S12



• Molecule 12: 30S ribosomal protein S12

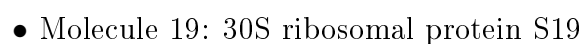
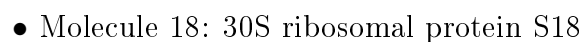
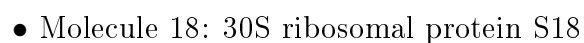
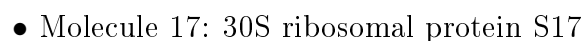
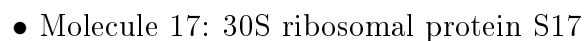


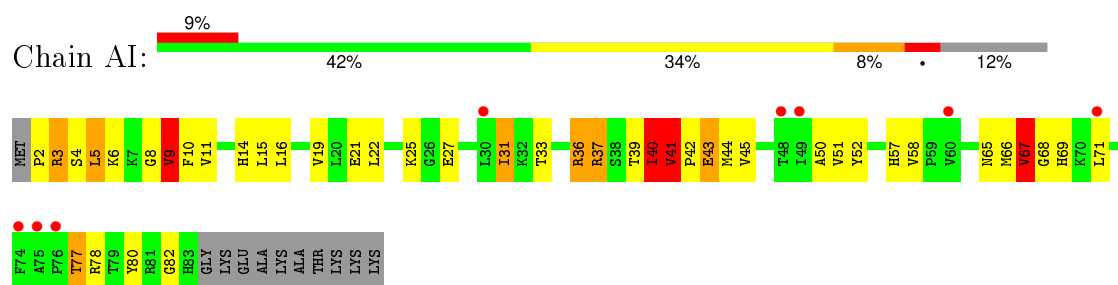
• Molecule 13: 30S ribosomal protein S13



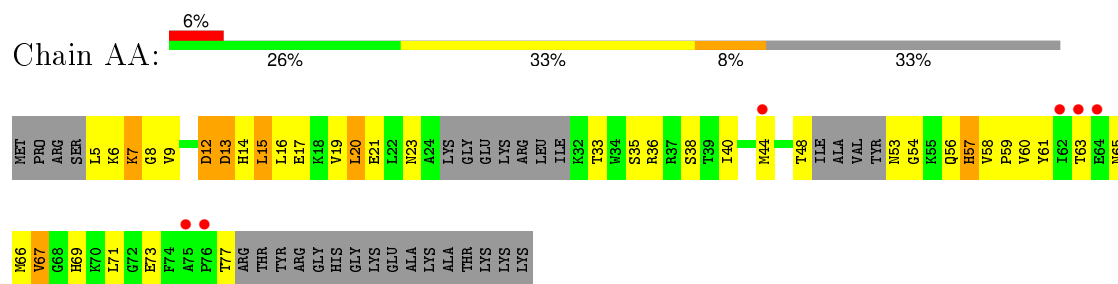
• Molecule 13: 30S ribosomal protein S13



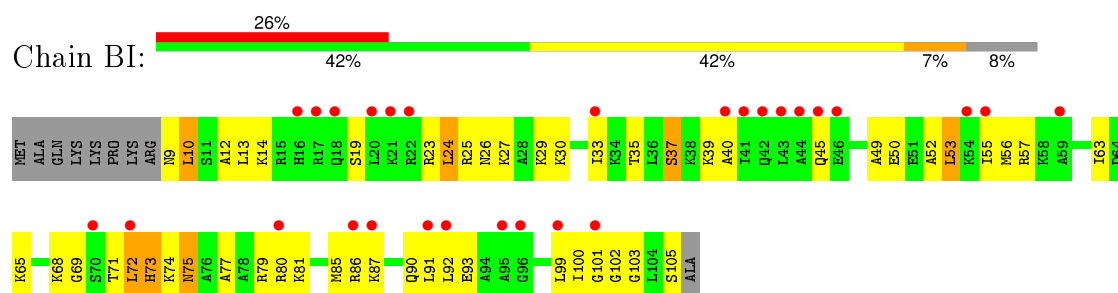




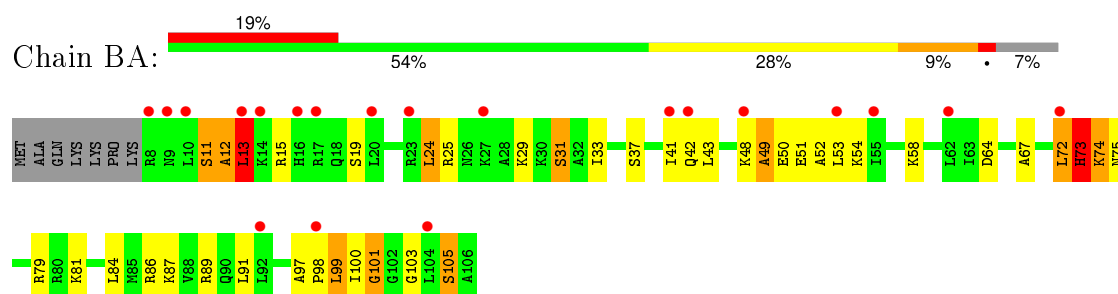
- Molecule 19: 30S ribosomal protein S19



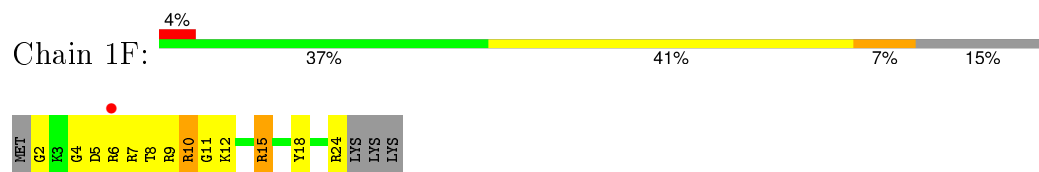
- Molecule 20: 30S ribosomal protein S20



- Molecule 20: 30S ribosomal protein S20

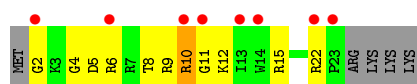


- Molecule 21: 30S ribosomal protein Thx



- Molecule 21: 30S ribosomal protein Thx

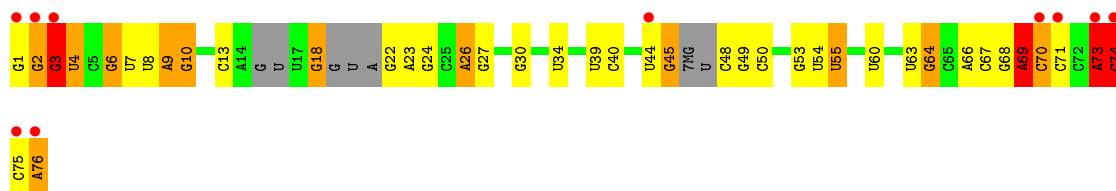




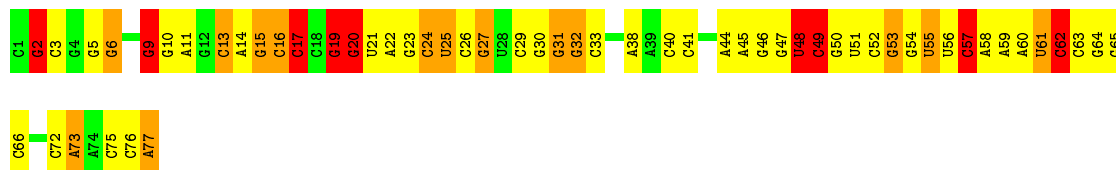
• Molecule 22: tRNA-Lys



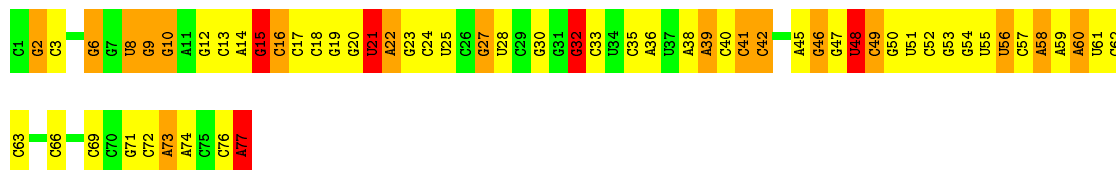
• Molecule 22: tRNA-Lys



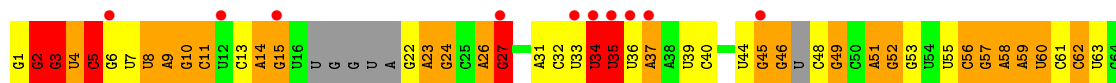
• Molecule 23: tRNA-fMet




• Molecule 23: tRNA-fMet

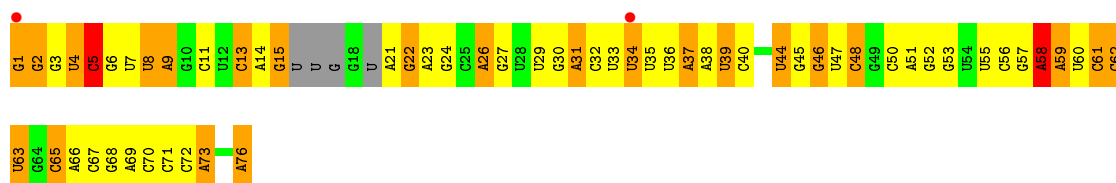
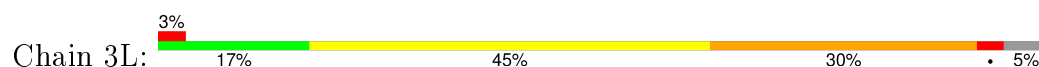


• Molecule 24: tRNA-Lys

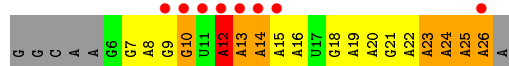





- Molecule 24: tRNA-Lys



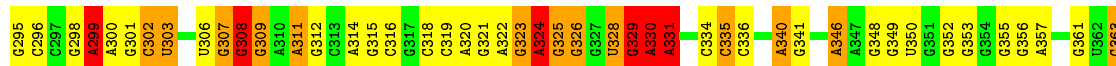
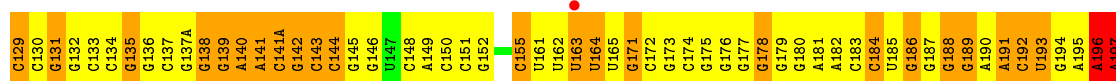

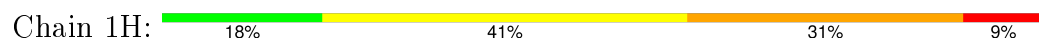
- Molecule 25: mRNA



- Molecule 25: mRNA




- Molecule 26: 23S ribosomal RNA



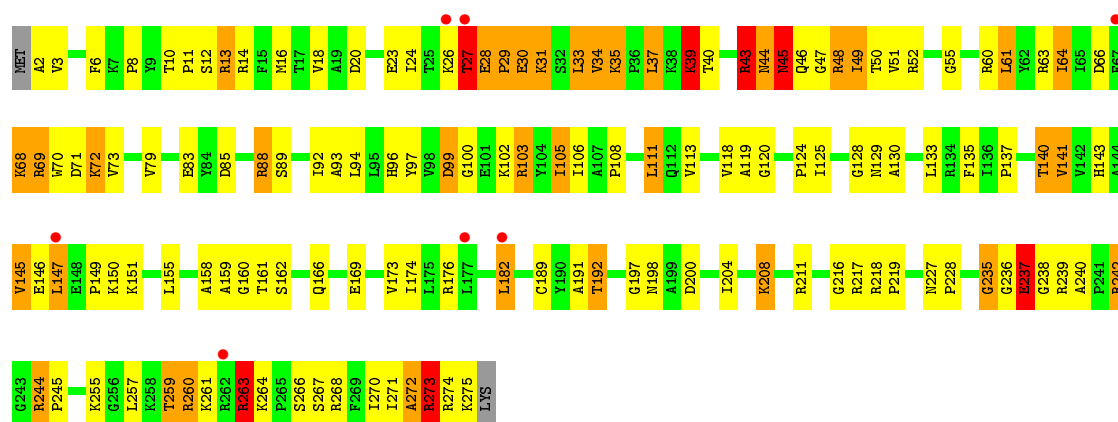
C1290	A1227	C1166	A1096	A1028	U969	U907	C843	A783	A722	C561	G620	G561	A492	G425	A363A
C1291	G1228	U1167	U1097	A1029	C970	C908	C844	A784	G723	G662	A691	G562	G493	C426	
U1292	G1168	G1168	A1098	G1031	C971	A910	G845	G785	G724	G663	G623	G563	G494	U427	C364
C1293	G1229A	G1169	G1099	G1032	G972	G911	G846	G786	G725	G664	G624	C564		A428	C365
U1294	G1230	G1170	C1100	A1033	A973	A911	U847	U787	G726	C565	U626	C565	U498	A429	C366
C1295	G1231	G1171	U1101	G1034	G974	C912	G848	A788	A727	G666	G625	U666	G500	C433	G370
G1296		G1172	C1102	U1035	C975	U913	A849	A789	G728	U667	U627	U666	A501	C434	A371
C1297	G1236	G1173	A1103	G1036	G976	C914		G790	G729	G668	A627	A567	A502	U435	G372
C1298	U1175	U1175	C1104		C976	C915	G852	G791	G730	G669	G628	U568	A503	C436	U373
C1299	G1176	A1182	U1105		G977	G916	G853	G792	G731	A870	G629	U569	U504	C438	A374
U1300	A1177	A1183	G1106	G1042	G978	A917	G854	A793	G732	C571	G630	G570	A505	C439	C375
C1301	G1178	G1184	U1107	A1045	G979	A918	G855	G794	G733	C572	A631	G573	A506		C376
A1302	C1179	G1185	U1108	A1046	A980	G919	C856	G795	A734	C573	A632	G574	A507	G442	C377
G1303	C1180	G1186	C1109	A1047	A981	G920	C857	C796	A735	G674	A633	A575	A508	G443	C378
C1304	C1181	G1187	G1110	G1048	C982	G921	U858	G797	G736	A675	C634	U576	G509	C444	G379
G1305	A1182	A1188	A1111	A1049	A983	U922	G859	G798	G737	A676	C635	U576	C509	C445	U380
C1306	G1183	A1189	G1112	C1049	A984	U922	U860	G799	G738	A677	G636	U577	C510	C445	G381
A1307	G1184	G1184	U1113	C985	C985		A861	A800	G739	C578	A637	A578	U511	C446	G382
C1308	G1185	G1185		C925	C986	A926	G862	G801	U740	C579	G638	G579	G512	A447	U383
G1309	G1186	G1187	G1117	G1051	C987	G928	A863	A802	G741	G680	U639	C580	A513	U448	U384
U1249					A988	G929	A864	U803	G742	G681	C640	C581	A514	U449	U385
G1280	G1244	C1187		A1054	A988	G930	G865	A804	G743	G682		G582	A515	G450	G386
C1281	G1245	U1188	C1121	G1055	A989	U930	C866	A805	G744	G683	C641	G583	C516	C451	U387
G1282	A1246	A1189	G1122	G1056	A990	G931	A866	G805	G745	G684	A644	C584	C517	C452	G388
A1283	A1247	G1184	C1123	A1057	C991	G932	C867	C806	G746	G685	A645	G585	C518	C453	G389
C1284	G1248	G1185		A1058	C992	A933	U868	U807	U747	G686	A646	G586	U519	A454	A390
U1249	U1249	G1186	A1126	G1059	C993	G934	C869	G808	G748	G687	G647	C587	G520	C455	G391
G1280	G1280	G1187	A1127	U1060	C994	C935	A870	G809	G749	U688	G648	U588		C456	C392
C1281	G1281	G1188	U1128	U1061	C995	C936	U871	U810	G750	A689	G649	C589	C523	A457	C393
U1312	C1281	A1189	A1129	G1062	A996	U937	A872	U811	A751	G690	G650	G590	U524	C458	A394
C1313	A1283	G1190	G1130	G1063	G997	G938	G873	C812	A752	C591	G651	G592	U525	U459	U395
U1314	A1284	G1191	G1131	C1064	C998	G939	G874	U813	G753	C592		G593	A526	C460	G396
C1315	U1285	G1192	A1132	U1065	U999	G940		C814	G754	C593		U594	C527	C461	G397
U1316	G1286	G1193	U1133	U1066	A1000	A941	A878	C815	C754	C594	A654	U594	A528	C462	G398
C1317	C1287	U1199	U1134	U1067	A1001	G942	G879	C816	G755	U694	A654A	C595	A529	C463	G399
G1324	G1284	C1201	G1136	G1068	G1002	U943	G880	C817	G756	G695	G654D	C596	A530	U464	G400
A1285	A1285	C1202	G1137	A1069	G1003	G944	G881	G818	U757	G696	C	U597	G531	C465	A401
U1326	G1266	G1203	G1138	A1070	C1004	A945	G882	A819	C758	C597	C	G598	A532	A466	A402
C1327	U1267	A1204	G1139	G1071	C1005	G946		A820	G759	C598	C	G599	A533	G467	U403
G1328	A1268	U1205	C1140	C1072	C1006	G947	C	A821	G760	A699	C	G600	U534	G468	C404
U1329	C1269	G1206	U1141	A1073	C1007	G948	C	U822	A761	G700	C	C601	C535	C469	U405
C1330	C1270	C1207	U1142	G1074	C1008	G949	C	G823	U762	G701	C	G602	A536	A470	G406
A1331	G1271	G1208	U1143	C1075	A1009	G950	A	A824	G763	G702	A	A603	A536	C471	G407
G1332	A1272	G1209	A1143	C1076	A1010	C951	C	C825	A764	U703	C	G604	C537	A472	C408
C1333	U1273	A1210	G1144	A1077	G1011	G852	C	U826	G765	G704	C	G605	C541	C473	C409
G1334	A1274	U1211	C1145	U1078	U1012	A953	A	U827	C766	A705	C	U606	C542	G474	G410
U1335		G1212			C1013	G954	G	U828		A706	G654H	U607	C543	G476	G411
A1336	A1276	A1213	G1149	U1081	U1014	C955	C893	A829	G769	G707	G654I	A608	C546	A480	A415
G1337	G1277	A1214		U1082	G1015	G956	C894	G830	G770	C708	G654J	A609	A547	C481	C416
C1338	G1278	G1215	G1154	U1083	G1016	A957	U895	G831	G771	U709	G654K	G609A	A548	A482	C417
G1339	G1279	G1216	A1155	A1084	G1017	U958	A	G832	C772	G710	G654L	C610	A549	A483	G418
U1340	G1280	C1217	A1156	A1085	C1018	A959	C897	U833	U773		G654M	C611	A549	C484	C419
U1341	G1281	G1157	G1157	A1086	U1019	A960	C898	C834	A774	G713	A654N	G612	A549	C485	C420
A1342	U1282	G1219	C1158	G1087	A1020	C961	C899	A835	G775	U714	G654O	G613	G549	A481	U421
G1343	G1283	A1220	U1159	A1088	A1021	G962	A900	G836	G776	G715	A654P	U614	G550	A482	C417
A1284	C1284	C1221	G1160	G1089	G1022	U963	A901	C837	A777	A716	A655	G615	G551	A483	G418
C1345	G1285	C1222	C1161	U1090	C964	C964	C902	C838	G778	G717	G656	A616	G552	C484	C419
G1346	A1286	C1223	G1162		G1024	C965	C903	U839	U779	A718	U657	G617	U554	C486	U421
U1347	U1287	G1163	U1084	G1093	G1026	G966	C904	U839	G780	C719	G658	G618	G556	C489	A422
G1348	G1288	C1225	G1164	U1094	U1026	C967	U905	A841	G781	C720	C659	C618A	U557	G489	A423
A1349	C1289	G1226	U1165	A1095	A1027	G968	G906	G842	A782	C721	G660	G619	G558	G491	G424

A2274	C2209	A2135	A2071	G2010	G1948	G1882	G1804	A1732	G1657	A1596	A1536	A1471	C1350
G2210	G2210	C2136	G2072	U2011	G1949	G1883	U1805	G1733	C1658	A1597	C1537	A1472	C1351
G2211	G2012	C2137	U2074	A2013	G1950	A1884	C1806	G1742	U1659	C1598	G1538	A1473	U1352
A2218	A2014	C2138	U2075	A2014	U1951	A1885	G1807	G1743	C1659	C1599	G1539	C1474	A1353
G2215	A2015	C2139	U2076	A2015	A1953	G1886	U1808	G1743	C1660	C1600	G1540	U1415	A1354
G2216	U2016	C2142	A2077	U2016	G1954	G1887	A1809	G1750	G1661	G1601	U1541	U1415	A1355
G2217	U2017	C2143	C2078	U2017	G1955	G1888	A1810	G1750	C1662	U1602	G1542	G1416	G1356
G2218	U2018	C2144	U2079	U2018	U1956	A1889	G1811	G1751	C1663	A1603	G1543	G1417	U1357
G2219	A2019	C2145	G2080	A2019	U1957	G1890	A1812	G1752	A1664	C1604	G1544	G1418	C1358
C2284	C2020	C2146	C2081	A2020	C1958	G1891	G1813	G1753	A1665	C1605	A1545	A1419	A1359
A2225	C2021	G2147	C2082	C2021	C1959	G1892	G1814	G1754	G1666	G1606	A1545A	A1420	A1360
G2226	U2022	G2148	G2083	U2022	G1959	C1893	A1815	G1755	G1667	C1607	C1546	G1421	G1361
A2227	C2023	G2149	C2084	G2023	C1962	G1894	G1816	G1756	A1668	A1608	G1547	G1422	C1362
G2228	G2024	U2150	C2085	G2024	G1963	G1899	G1817	U1757	A1669	A1609	C1548	G1423	C1363
G2229	C2025	G2151	U2086	C2025	U1964	A1900	U1818	G1758	C1670	A1610	C1549	G1424	C1364
G2230	C2026	G2152	U2087	C2026	G1965	A1901	A1819	A1759	U1671	C1611	C1550	G1425	A1365
G2231	G2027	G2153	U2089	G2027	C1966	G1902	U1820	G1760	G1672	G1612	C1551	G1426	A1366
U2232	U2028	G2154	C2090	U2028	C1967	G1903	A1821	G1761	U1673	G1613	G1552	G1427	A1367
U2233	G2029	G2155	U2091	G2029	G1968	C1904	G1822	G1762	G1674	A1614	A1553	C1428	G1368
G2234	U2030	C2156	U2092	U2030	G1969	C1905	G1823	G1763	C1675	C1615	A1554	G1429	G1369
G2235	G2031	C2157	A1970	A2031	A1971	G1906	A1824	G1764	A1676	A1616	G1555	C1430	C1370
G2236	G2032	A2158	A1971	G2032	G1975	G1910	C1830	G1770	G1682	G1622	G1561	G1436	G1376
G2237	U2033	G2159	U2098	U2033	G1976	U1911	C1831	C1771	C1683	A1562	C1499	G1437	C1377
G2238	A2034	U2160	G1973	A2034	G1973	A1912	U1828	G1768	C1684	G1624	C1501	G1440	A1378
G2239	G2035	C2161	G1974	G2035	G1974	A1913	A1829	G1769	G1681	U1621	G1562	C1502	A1379
G2300	U2101	G2162	G1975	G2036	G1975	C1914	C1830	G1770	G1682	G1622	C1503	G1441	G1380
C2301	U2102	C2163	U2102	C2036	G1975	U1915	C1831	C1771	C1683	G1622	C1504	G1442	G1381
G2302	C2103	G2164	C2103	C2037	A1978	A1916	U1832	G1772	C1684	G1624	C1505	G1443	G1382
G2303	G2104	G2165	G2104	C2040	C1979	U1917	U1833	G1773	C1685	C1625	C1506	G1444	C1383
U2304	C2105	C2166	C2105	U2041	G1980	A1918	G1834	C1774	C1686	G1626	A1570	A1444A	A1384
U2305	G2106	U2167	G2106	A2042	A1981	A1919	G1835	C1774	G1687	G1627	C1507	C1445	G1385
G2306	C2107	G2168	C2107	A2043	C1982	U1923	C1836	U1775	U1688	G1628	A1571	C1446	C1386
G2307	U2108	A2169	U2108	C2044	G1983	G1921	G1839	U1777	A1689	U1629	C1508	G1447	C1387
U2308	G2109	C2170	U2109	C2045	G1984	G1922	U1840	U1778	A1690	G1630	A1509	G1448	G1388
U2309	G2110	U2171	U2110	G2046	G1985	U1924	G1843	C1781	C1694	C1632	A1511	A1449	G1389
G2310	C2111	A2172	C2111	U2047	A1986	C1924	G1844	G1780	U1692	A1631	G1572	G1449A	U1390
G2311	G2112	A2173	G2112	G2048	G1987	C1925	G1845	C1781	U1693	A1632	A1510	A1453	A1392
U2312	U2113	C2174	U2113	G2049	G1988	U1926	G1846	C1782	C1694	G1633	U1516	U1454	A1393
G2313	A2114	C2175	A2114	C2050	G1989	U1927	G1847	A1783	G1695	A1634	G1517	U1455	U1394
C2314	G2115	A2176	G2115	A2051	G1990	A1928	G1846	A1784	G1696	G1635	C1574	A1456	A1395
G2315	G2116	C2177	G2116	G2052	U1991	G1929	A1847	A1785	G1697	G1636	C1575	C1457	U1396
G2316	U2117	C2178	A2117	G2053	G1992	G1930	G1853	A1786	A1698	A1637	U1576	G1458	C1397
G2317	U2118	G2178	U2118	A2054	U1993	U1931	A1853	A1787	G1699	C1638	C1577	C1459	C1398
G2318	A2119	C2181	A2119	C2055	C1994	A1932	G1857	C1788	A1700	U1639	U1516	G1461	G1400
G2319	G2120	C2182	G2120	G2056	U1995	G1933	G1858	A1789	A1701	C1640	G1517	G1462	A1401
C2320	C2121	C2183	G2121	A2057	C1996	G1934	G1859	C1790	G1702	A1641	C1518	C1463	C1402
G2321	U2122	G2184	U2122	A2058	G1997	G1935	G1860	A1791	C1708	G1642	C1519	C1464	C1403
G2322	G2123	A2177	G2123	A2059	G1998	A1936	G1861	G1792	G1705	G1643	U1520	G1465	C1404
G2323	G2124	C2188	G2124	A2060	C1999	A1937	G1862	C1793	U1706	C1644	G1521	G1466	U1405
G2324	G2125	U2189	G2125	G2061	G2000	A1938	G1863	U1794	G1707	G1645	G1522	G1467	U1406
U2325	A2126	C2190	A2126	A2062	A2001	U1939	G1864	C1795	C1708	C1646	G1525	C1468	C1407
G2326	C2127	G2191	C2127	C2063	G2002	U1940	U1864	U1796	U1709	G1647	G1526	C1469	C1408
A2327	G2128	G2192	C2128	C2064	G2003	G1941	G1869	C1797	G1705	C1648	G1527	C1470	C1409
G2328	C2129	C2193	G2129	C2065	G2004	A1942	G1870	U1798	U1706	G1649	A1528	G1471	
A2329	U2130	A2198	U2130	C2066	A2005	U1943	A1871	G1799	G1726	G1650	U1590	G1472	
G2330	G2131	C2199	G2131	G2067	C2006	U1944	A1872	C1800	G1728	G1651	C1592	C1473	
G2331	U2132	C2205	U2132	U2068	C2007	G1945	G1878	A1802	A1729	A1652	G1593	C1474	
G2332	G2133	U2208	G2133	G2069	C2008	U1946	C1879	A1802	U1730	G1653	G1594	C1475	
G2333	A2134	U2208	A2134	G2070	C2009	C1947		A1803	G1731	A1654	G1595	C1476	

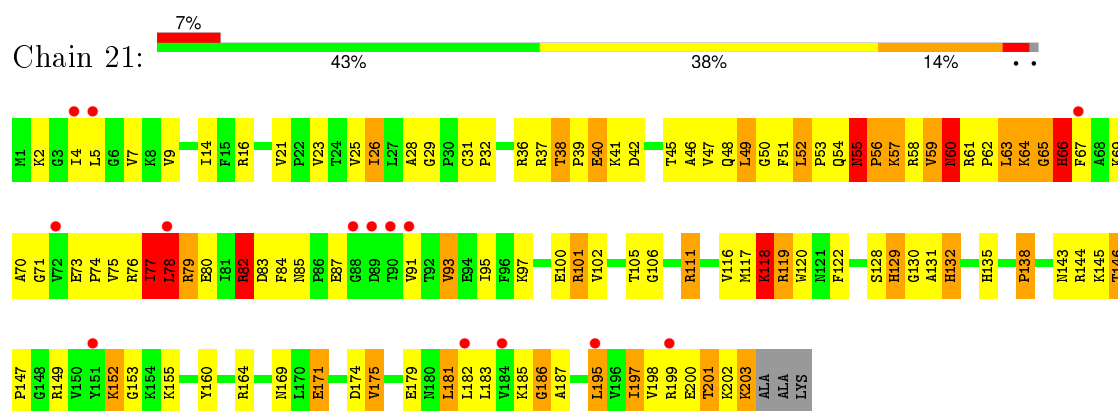


U1255	A1189	A1126	U	U999	G874	G814	C754	G680	G648	G583	A515	C453	G382	A311
G1256	G1190	A1127	U	A1000	G875	C815	C755	C691	G649	C584	C516	C454	U383	G312
C1257	A1191	A1128	A	A1001	C876	C816	C756	C692	G650	G585	C517	A484	U384	G313
G1258	G1192	A1129	G	G1002	U877	C817	U757	C693	G651	A586	G518	C456	C385	G315
G1259	G1193	U1130	A1069	G1003	A878	C818	C758	G694	C552	U587	U519	C457	C316	G316
G1260	A1194	U1131	A1070	U943	G879	A819	G759	G695	A453	C588	G522	U458	G317	G317
G1261	G1195	A1132	G1071	G944	G880	A820	C760	G696	A654	C589	G523	U459	C318	G318
A1262	C1196	U1133	C1072	A945	G	A821	A761	C697	A654A	C590	G524	A460	C319	G319
G1266	U1198	C1135	A1073	G946	G	U822	U762	C698	G654B	C591	U524	A461	A390	G391
A1268	U1199	G1136	G1074	G947	C	G823	G763	A699	G654C	G592	U525	C462	C392	G392
A1269	C1200	G1137	C1075	G948	G	A824	A764	G700	G654D	G593	A526	C463	C393	G393
C1270	G1201	G1138	C1076	C949	C	C825	G765	G701	C	U594	G527	U464	G323	G323
G1271	C1202	U1140	A	G950	C	U826	C766	G702	C	G	A528	G465	U395	A324
U1272	G1203	U1142	U	C951	A	U827	U767	U703	C	U597	A529	A466	G396	G325
A1273	A1204	U1143	C	G952	C	U828	G768	G704	G	G598	G530	G467	G397	G326
A1274	U1205	A1143	U	G954	C	A829	G769	A705	C	G599	C531	G468	C398	G327
G1275	C1208	G1144	A	G956	C	G830	G770	A706	A	A532	A532	C469	U328	U328
A1276	G1209	G1145	U	G957	C	G831	G771	G707	C	G501	U534	A471	G329	G329
G1277	A1210	U1146	A1085	A957	C	G832	G772	G710	C	G602	G	A472	A401	A330
A1278	U1211	A1148	A1086	U958	U	U833	U773	G711	G	A603	C537	A473	A331	A331
G1279	G1212	G1149	G1087	A959	A896	A835	G775	G715	G	G604	G	U474	A332	A332
C1280	A1213	C1150	A1088	A960	C897	G836	G776	A716	G	C505	G539	U475	G333	G333
G1281	G1214	G1151	G1089	G961	C898	C837	A777	G717	C	G606	G540	G476	C334	C334
U1282	G1215	C1152	U1090	G962	A899	C838	G778	A718	G654E	U607	C543	A477	C335	C335
G1283	G1216	G1153	G1091	U963	A900	U839	U779	C719	G654F	A609	G	A478	C336	C336
A1284	U1285	U1154	C1092	C964	A901	C840	G780	C720	A654T	G	U547	A479	C409	C409
G1285	A1286	A1155	G1093	C965	C902	A841	A781	G721	G	G612	A548	C481	G411	G411
A1287	U1287	G1157	U	C966	C903	G842	A782	A722	A655	U614	G549	C482	U404	U404
U1288	G1223	G1158	A	G968	U905	C844	A783	G723	G656	U615	G550	A483	C413	C413
G1289	C1224	U1159	U	U969	C906	G845	G785	U724	G	A616	G552	C484	C414	C414
C1290	G1225	G1160	A1098	C970	U907	C846	G786	G726	G662	G617	C	C485	A415	A415
G1291	A1227	C1161	G1099	C971	C908	U847	A787	G727	G663	U618	G556	C487	U417	U417
U1292	G1228	G1162	C1100	A973	A910	G848	A788	G728	C664	C618A	U557	C488	G418	G418
G1293	G1229	U1163	U1101	G974	A911	A849	G790	G730	C665	G619	G558	C489	G430	G430
U1294	G1229A	G1164	C1102	C974A	C912	C850	C791	C731	U667	G620	G559	G491	U421	U421
C1295	G1232	U1165	A1103	G975	U913	U851	C792	G732	G	A621	C560	A492	A422	A422
G1296	C1233	U1166	U1104	G976	C914	G852	G793	G733	G668	G622	G561	C493	U358	U358
C1297	U1298	U1167	U1105	G977	C915	G853	A794	G734	G669	C624	U562	G494	A428	A428
G1298	G1236	G1170	G1106	A	G916	G854	G795	A735	A670	G563	C564	C495	A429	A429
U1299	A1237	G1171	U1107	G979	G917	C855	C796	A736	C571	G565	C565	C497	U362	U362
A1300	G1238	G1173	U1108	A981	A918	C857	G797	C737	C572	G627	U566	G498	G363	G363
A1301	G1239	A1174	C1109	C982	G919	U858	G798	G738	G673	G628	A567	U499	A363A	A363A
G1302	U1240	U1175	G1110	A983	G920	G859	G799	G739	A675	A631	U568	G500	G363B	G363B
C1303	A1241	G1176	U1111	A984	G921	U860	A800	U740	A676	A632	U569	A501	G438	G438
C1304	G1242	A1177	G1112	G985	U922	A861	G801	G741	A677	A633	G570	A502	G439	G439
C1305	G1243	U1178	U1113	G987	C925	G862	A802	G742	C578	C634	A571	A503	U363E	U363E
G1306	G1244	C1178	G1114	A988	A826	A863	U803	G743	C579	C635	A572	U504	A363F	A363F
A1307	U1245	C1179	G1115	G989	A826	G864	A804	G744	G680	G636	G573	A505	G372	G372
A1308	A1246	C1180	C1116	A990	G928	C865	G805	G745	G681	A637	C574	G506	U373	U373
G1309	U1247	C1181	G1117	C991	G929	A866	C906	A746	G682	G638	A575	A507	A374	A374
C1310	A1248	A1182	C1118	C992	U930	C867	U807	U747	C683	U639	U576	G508	C375	C375
G1312	U1249	G1183	G1059	G993	G931	U868	G808	G748	G684	C640	G577	C509	C376	C376
U1313	G1250	G1184	C994	G932	G832	G869	G809	C749	A685	C641	A578	C510	U448	U448
C1314	C1251	C1185	C995	A833	A833	A870	U810	A750	G686	C645	G579	U511	A449	A449
G1315	G1252	G1186	A996	G934	A833	A871	U811	A751	C687	C646	G580	G512	G450	G450
U1316	A1253	G1187	G1063	C935	U935	U872	C912	A872	U688	A646	C581	G379	U380	U380
A1317	A1254	U1188	C	C998	G	G873	U813	C753	A689	G647	G582	A514	G452	G452

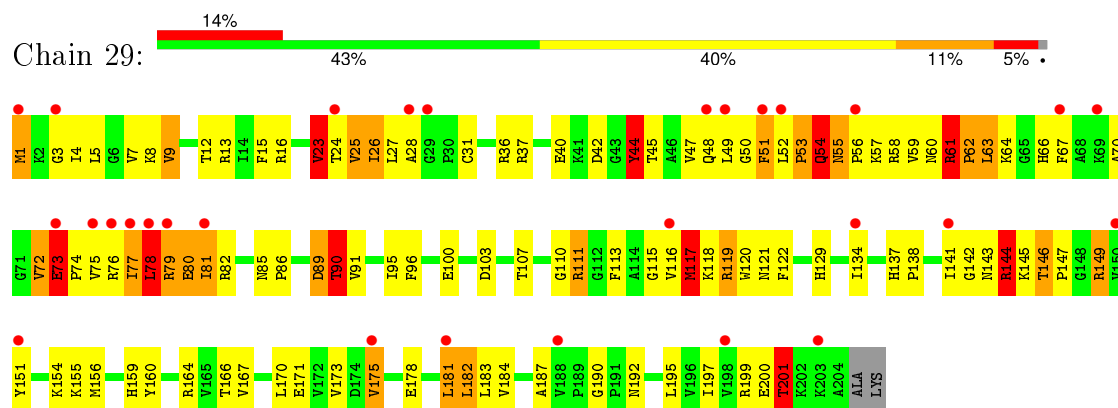
G2255	A2176	A2114	G2047	G1987	G1925	U1851	A1791	G1708	G1645	A1583	A1510	G1443	G1381	C1318
G2256	C2177	G2115	G2048	G1988	U1926	C1852	G1792	U1709	C1646	C1585	A1511	G1444	G1382	A1321
C2257	C2178	G2116	G2049	G1989	A1927	A1853	C1793	G1716	C1647	A1586	C1515	A1444A	C1383	A1322
G2258	G2184	A2117	G2050	G1990	A1928	A1854	U1794	U1716	C1648	C1587	C1516	C1445	C1384	U1323
G2259	G2185	G2118	A2051	G1991	G1929	G1855	C1795	G1717	C1649	C1588	U1516	C1446	C1385	U1324
G2260	G2186	A2119	G2052	U1990	G1930	G1856	U1796	G1718	G1650	C1589	G1517	G1447	C1386	G1324
G2261		G2120	G2053	G1992	U1931	C1857	C1797	G1725	G1651	C1590	C1518	G1448	C1387	G1325
U2262		G2121	A2054	G1993	A1932	G1858	U1798	G1726	A1652	G1593	G1519	G1449	G1388	U1326
C2263	U2189	U2122	C2055	C1994	G1933	A1859	G1799	U1727	G1653	G1594	U1520	G1449A	G1389	C1327
G2264	G2190	G2123	G2056	C1995	C1934	G1860	C1800	A1728	A1654	G1595	G1522	C1450	U1390	G1328
U2265	G2191	G2124	A2057	C1996	G1935	G1861	G1801	A1729	A1655	A1596	G1521	C1451	U1391	U1329
G2266	G2192	G2125	A2058	G1997	A1936	G1862	A1802	U1730	G1656	C1597	U1523	A1453	A1392	C1330
A2267		A2126	A2059	G1998	A1937	G1863	A1803	G1731	C1657	C1598	G1524	U1454	A1393	A1331
A2268	C2196	G2127	A2060	C1999	A1938	C1864	C1804	A1732	C1658	C1599	G1525	G1455	U1394	G1332
A2269	U2197	C2128	A2061	G2000	A1939	A1871	U1805	A1733	C1659	G1600	G1526	G1456	U1395	C1333
G2270	G2198	C2129	A2062	A2001	U1940	A1872	C1806	G1734	C1660	G1601	G1527	A1457	G1396	G1334
G2271	G2199	U2130	G2063	G2002	C1947	G1878	G1807	C1735	G1661	U1602	A1528	C1458	U1397	U1335
G2272	C2205	G2131	C2064	G2003	C1942	G1879	U1808	G1742	G1662	A1603	G1538	C1466	C1403	A1342
G2273	C2206	U2132	C2065	G2004	U1943	C1881	A1809	G1743	C1663	C1604	G1539	C1467	U1405	G1343
G2274	G2207	G2133	C2066	A2005	U1944	G1882	A1810		A1664	C1605	A1460		U1406	G1344
G2275	G2210	A2135	G2067	C2006	G1945	G1883	G1811	G1750	A1665	G1606	G1534	C1463	C1407	C1345
G2276	G2211	C2136	U2068	C2007	U1946	A1884	A1812	C1751	G1666	C1607	U1535	C1464	C1408	G1346
G2277	G2212	C2137	G2070	G2008	C1947	A1885	G1813	C1752	G1667	A1608	A1536	C1465	G1347	U1340
G2278	U2213	G2138	G2071	G2009	G1948	C1886	G1814	G1753	A1668	A1609	G1538	C1466	G1410	G1348
G2279	U2214	C2139	A2071	G2010	G1949	C1887	A1815	C1754	A1669	A1610	G1542	C1467	U1405	A1349
G2280	G2215	G2140	G2072	U2011	G1950	G1888	G1816	A1755	C1670	C1611	G1543		U1406	G1350
G2281	G2216		G2073	G2012	U1951	A1889	G1817	G1756	U1671	C1612	A1544	A1471	C1417	C1351
G2282	G2217	C2143	U2074	A2013	A1952	A1890	U1818	U1757	G1672	G1613	C1543	C1475	G1418	A1352
G2283	G2218	G2144	U2075	A2014	A1953	G1891	A1819	G1758	U1673	A1614	G1484	C1476	U1420	G1353
G2284	G2219	C2145	U2076	A2015	G1954	C1892	U1820	A1759	G1674	C1615	G1485	C1477	G1421	G1354
G2285	A2225	G2146	A2077	U2016	U1955	G1893	A1821	G1760	C1675	A1616	C1548	C1478	G1422	A1359
A2286	G2226	G2147	G2078	U2017	U1956	C1894	G1822	G1761	A1676	C1617	G1552	G1479	G1423	
A2287	A2227	U2018	U2079	C1957	C1958	C1895	G1823	A1762	A1677	A1618		C1479	G1424	C1363
A2288	G2228	A2019	G2080	A2020	G1959	U1898	G1824	G1763	G1678	G1619	C1557	G1480	G1425	G1364
G2289	G2229	G2149	C2081	A2021	A1960	G1899	A1825	G1764	U1679	G1620	C1558	G1482	A1427	A1366
G2290	G2230	U2150	A2082	C2021	C1961	A1900	G1826	G1767	U1680	U1621	A1559	G1483	G1428	A1367
U2291	G2231	G2151	G2083	U2022	C1962	A1901	G1827	U1768	G1681	G1622	G1559	G1484	G1429	G1368
G2292	U2232	G2152	C2084	G2023	G1963	C1902	G1828	U1769	C1682	G1623	G1560	G1485	G1430	G1369
G2293	U2233	G2153	C2085	G2024	U1963	C1903	A1829	G1769	C1683	G1624	G1561	A1486	U1431	C1370
G2294	G2234		U2086	C2025	G1964	G1904	G1830	G1770	C1684	C1625	A1562	A1487	G1432	
G2295	G2235	G2156	G2087	C2026	C1965	C1905	G1831	C1771	C1685	G1626	G1563	G1488	G1423	
U2296	G2236				A1966	G1906	G1832	G1772	C1686	G1627	C1564	U1489	G1424	
G2297	G2237	A2157	U2092	G2029	C1967	G1907	U1833	G1773	G1687	G1628	C1565	A1490	G1363	
A2298	G2238	G2158	G2093	A2030	G1968	C1907	U1834	C1774	U1688	U1629	A1566	G1491	G1425	
G2299	G2239	G2160	G2094	A2031	A1969	C1908	G1835	U1775	A1689	G1630	A1567	G1492	G1426	
G2300	C2240	C2161	G2095	G2032	A1970	C1909	G1836	G1776	A1690	C1630A	G1568	C1493	A1427	
C2301	A2241	A2262	U2096	A2033	A1971	G1910	C1837	U1777	C1691	A1631	A1569	A1494	G1428	
G2302	G2242	C2163		C2034	A1972	U1911	C1838	U1778	U1692	A1632	A1570	A1495	G1429	
G2303	G2243	C2164		G2035	G1973	A1912	G1839	U1779	U1693	G1633	A1571	A1496	C1430	
G2304	U2244	G2165		C2036	C1974	A1913	G1840	A1780	C1694	A1634	A1572	U1497	U1431	
A2305	U2245	G2166		G2037	G1975	C1914	U1841	C1781	G1695	G1635	G1573	C1498	C1432	
G2306	G2246	U2167	C2105	G2038	U1976	U1915	G1842	C1782	C1696	C1636	C1574	G1499	U1433	
G2307	A2247	G2168	G2106	G2039	U1977		C1843	A1783	G1697	A1637	C1575	G1500	A1434	
G2308	C2248	A	C2107	C2040	A1978	A1918	C1844	A1784	A1698	C1638	U1576	C1501	G1435	
A2309	U2249	A2170	G2108	U2041	G1979	A1919	G1845	A1785	G1699	U1639	G1577		G1436	
A2310	G2250	A2171	U2109	U2042	G1980	C1920	G1846	A1786	A1700	C1640	U1578	C1505	C1437	
A2311	G2251	U2172	G2110	C2043	A1881	G1821	A1847	A1787	A1701	A1641	U1579	C1506	G1440	
U2312	G2252	A2173	C	C2044	C1982	G1922	A1848	C1788	G1702	G1642	A1580	A1507	G1441	
C2313	G2253	C2174	G	C2045	C1983	U1923	G1849	A1789	G1703	G1643	G1581	A1508	A1379	
C2314	G2254	C2175	U2113	G2046	G1984	C1924	G1850	C1790		C1644	C1582	C1509	G1442	



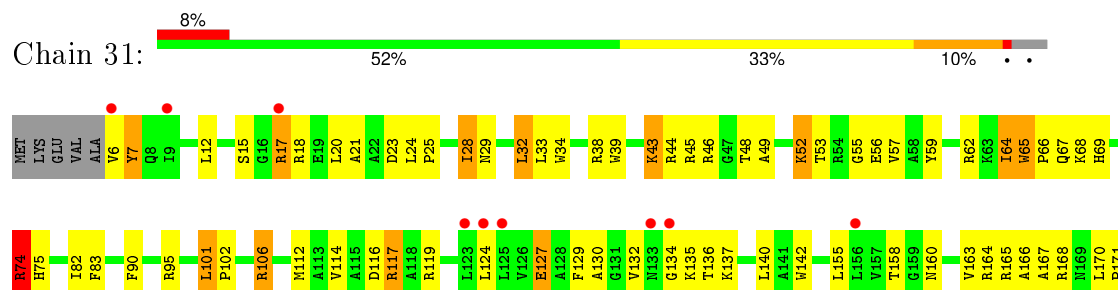
• Molecule 30: 50S ribosomal protein L3

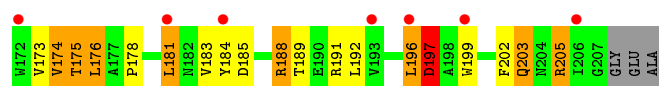


• Molecule 30: 50S ribosomal protein L3

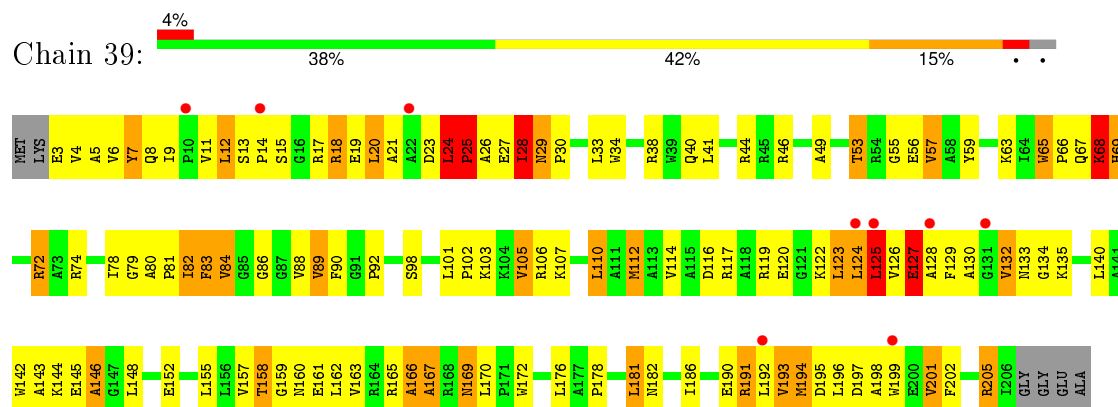


• Molecule 31: 50S ribosomal protein L4

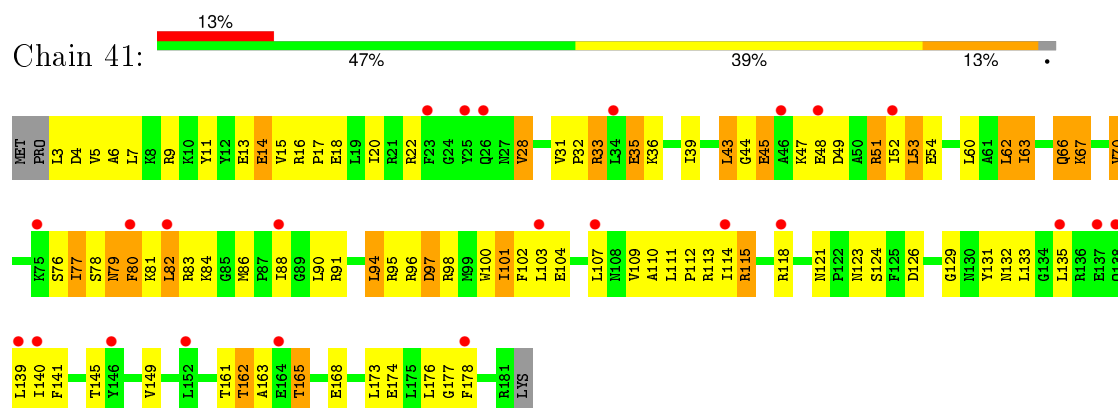




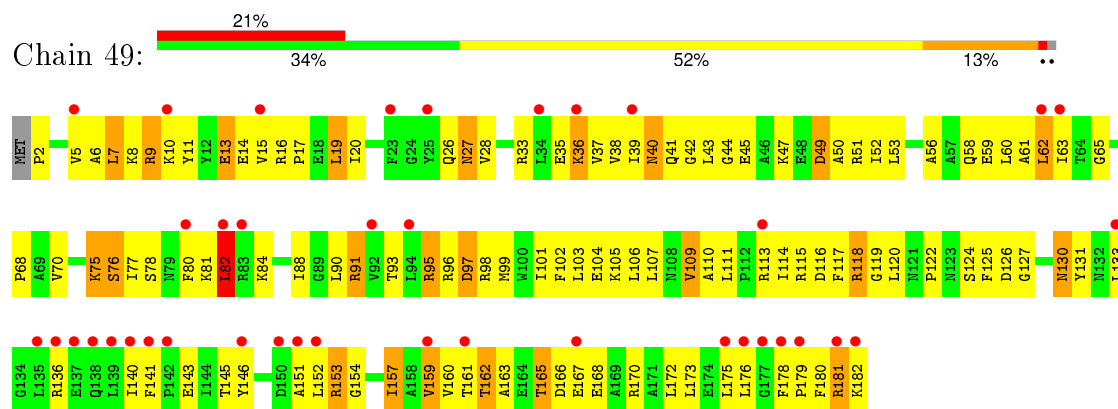
- Molecule 31: 50S ribosomal protein L4



- Molecule 32: 50S ribosomal protein L5

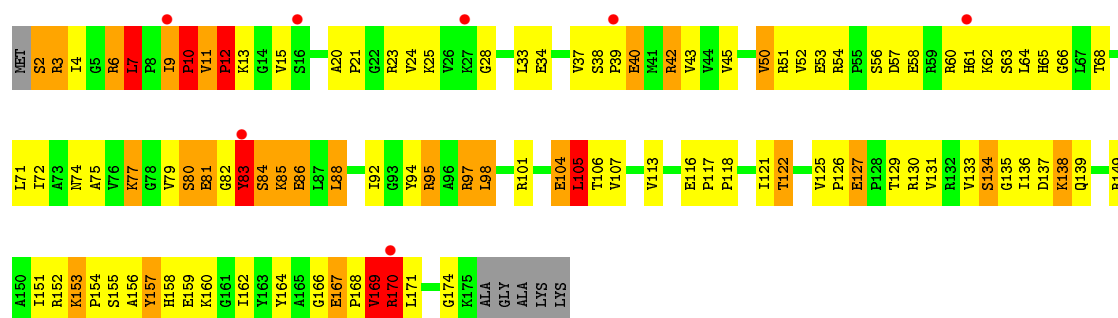


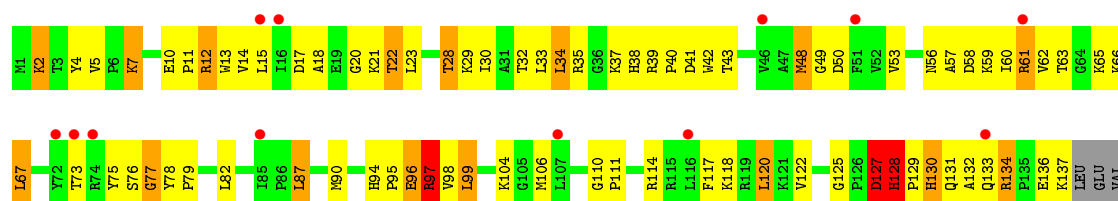
- Molecule 32: 50S ribosomal protein L5



- Molecule 33: 50S ribosomal protein L6

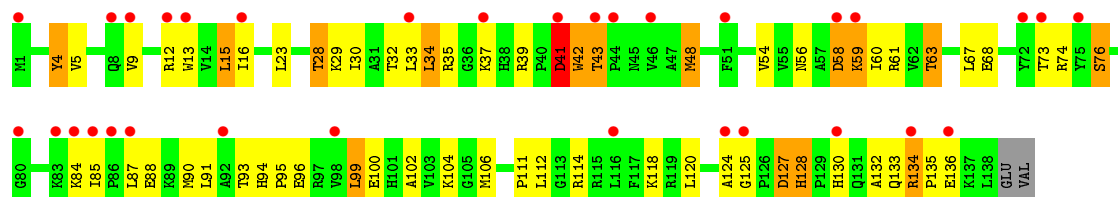






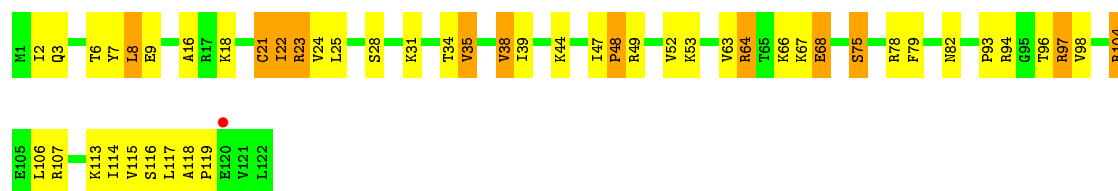
• Molecule 35: 50S ribosomal protein L13

Chain 15:



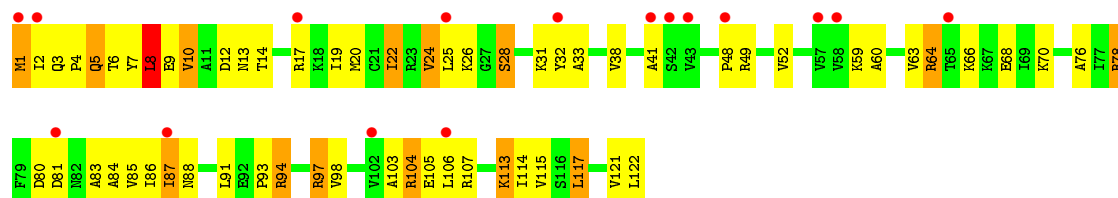
• Molecule 36: 50S ribosomal protein L14

Chain 68:



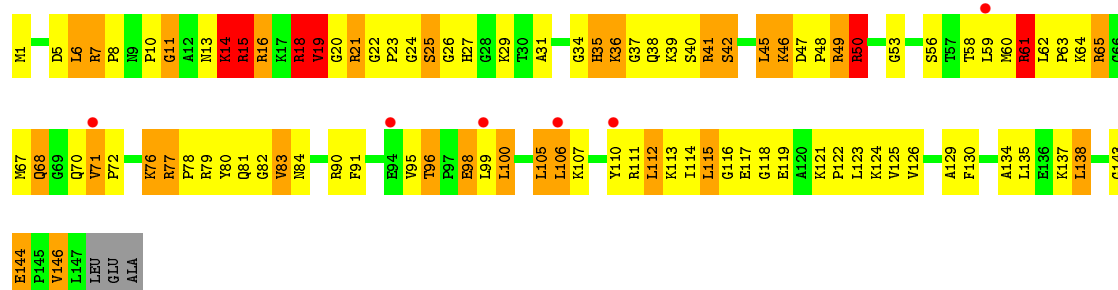
• Molecule 36: 50S ribosomal protein L14

Chain 25:

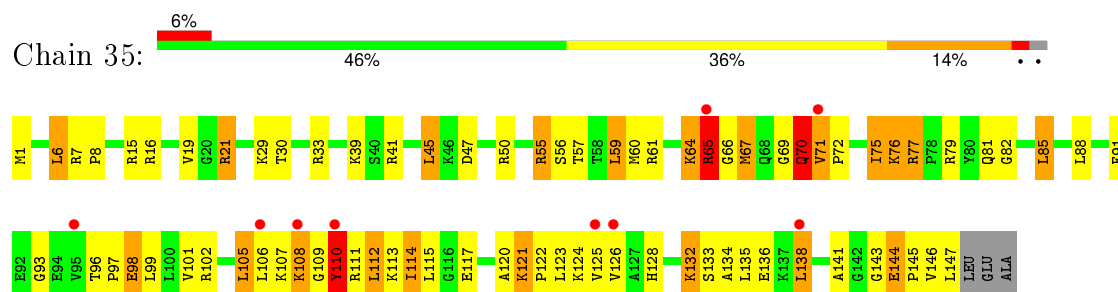


• Molecule 37: 50S ribosomal protein L15

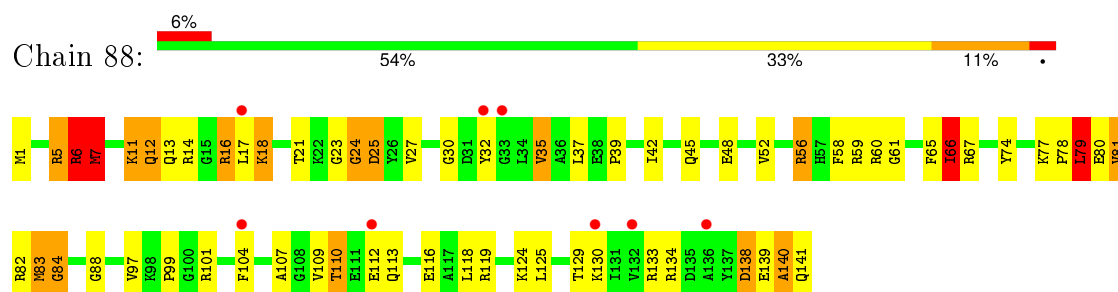
Chain 78:



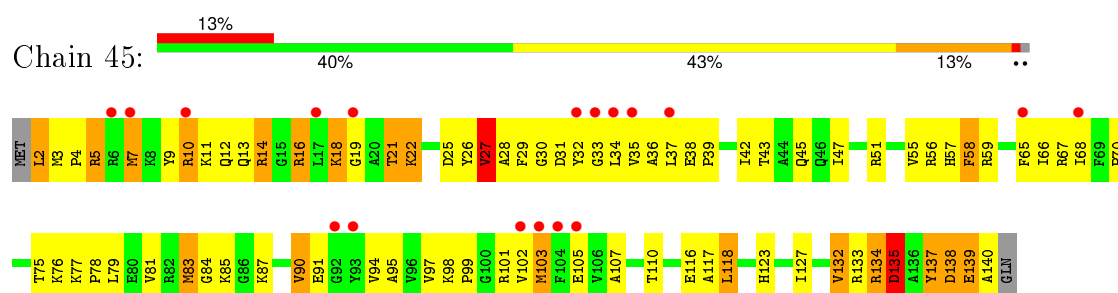
- Molecule 37: 50S ribosomal protein L15



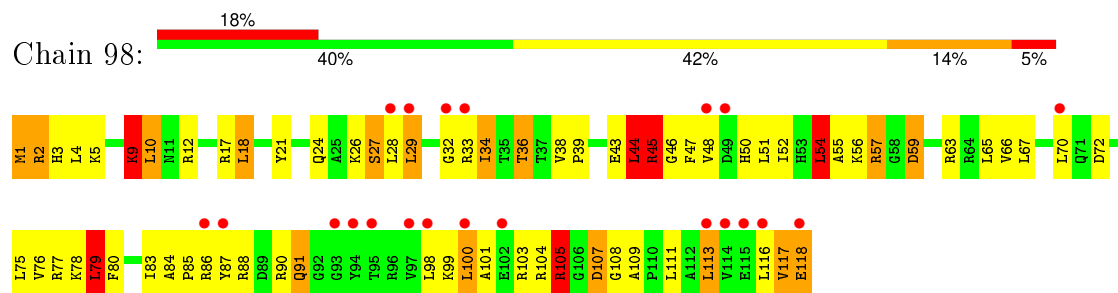
- Molecule 38: 50S ribosomal protein L16



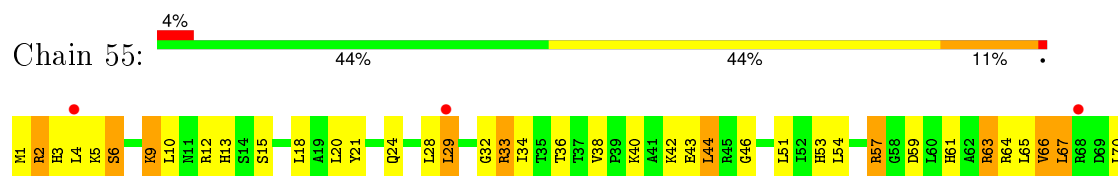
- Molecule 38: 50S ribosomal protein L16




- Molecule 39: 50S ribosomal protein L17

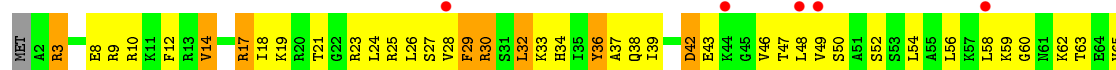


- Molecule 39: 50S ribosomal protein L17

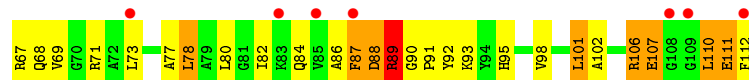
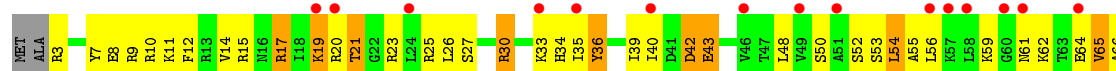




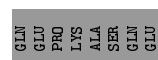
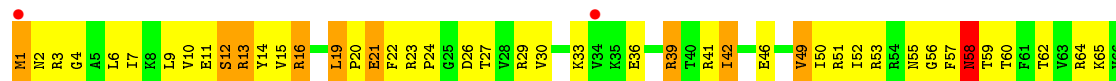
- Molecule 40: 50S ribosomal protein L18



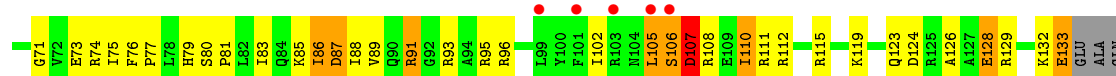
- Molecule 40: 50S ribosomal protein L18



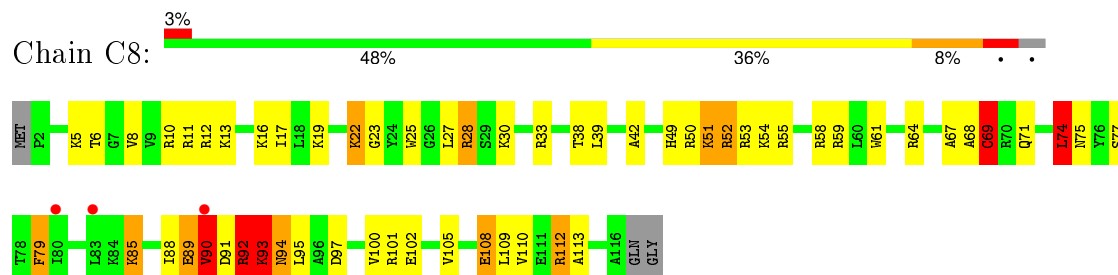
- Molecule 41: 50S ribosomal protein L19



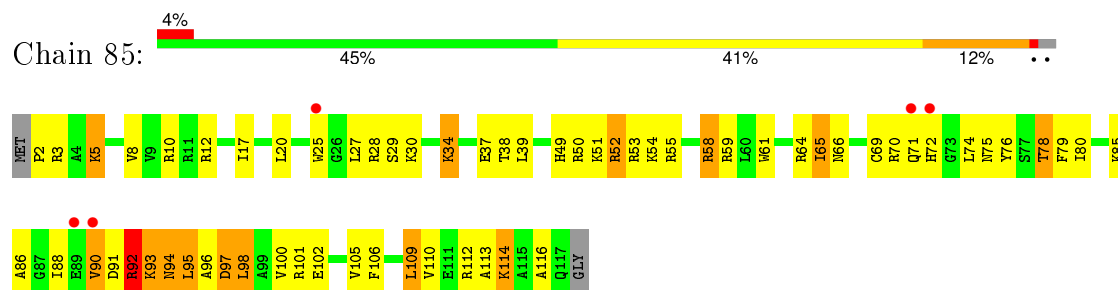
- Molecule 41: 50S ribosomal protein L19



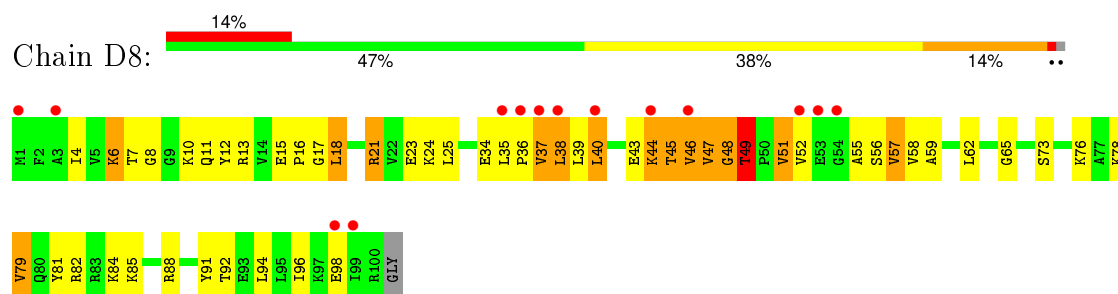
- Molecule 42: 50S ribosomal protein L20



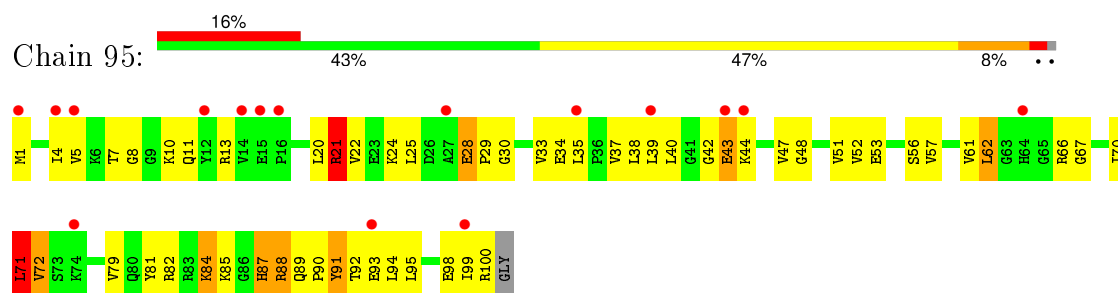
- Molecule 42: 50S ribosomal protein L20



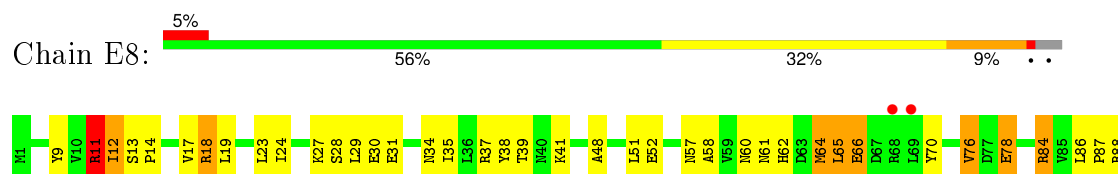
- Molecule 43: 50S ribosomal protein L21

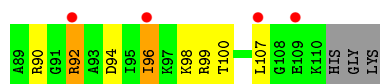


- Molecule 43: 50S ribosomal protein L21

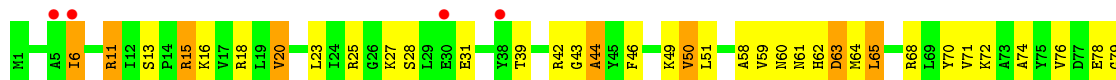


- Molecule 44: 50S ribosomal protein L22

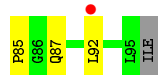




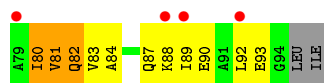
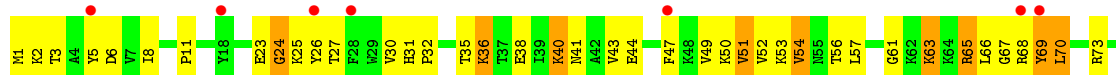
- Molecule 44: 50S ribosomal protein L22



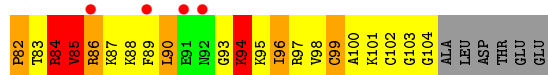
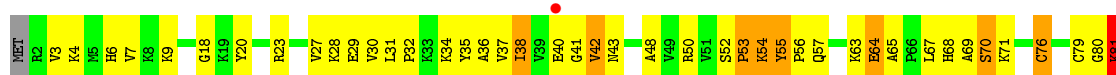
- Molecule 45: 50S ribosomal protein L23



- Molecule 45: 50S ribosomal protein L23

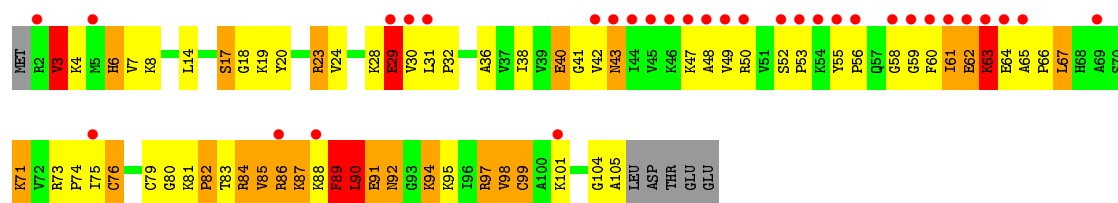


- Molecule 46: 50S ribosomal protein L24

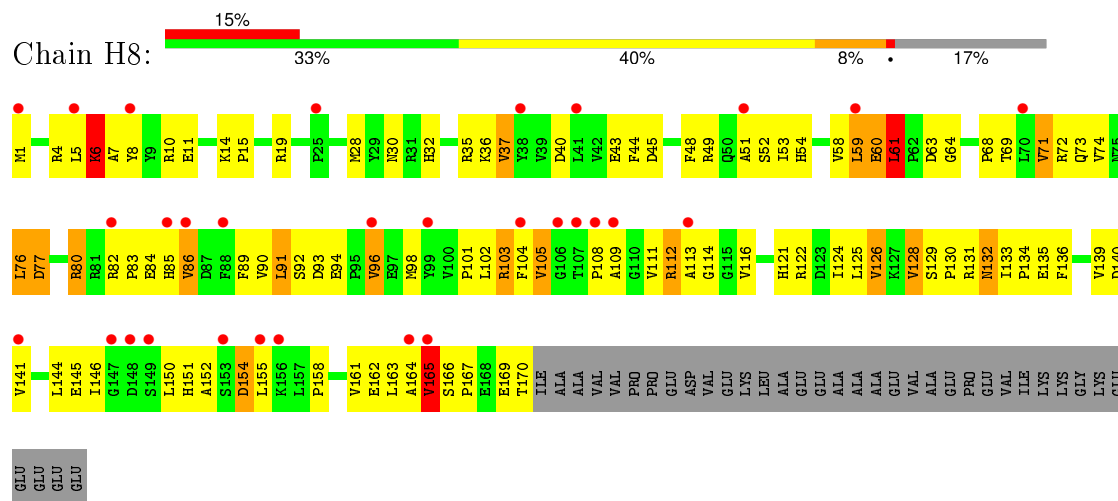


- Molecule 46: 50S ribosomal protein L24

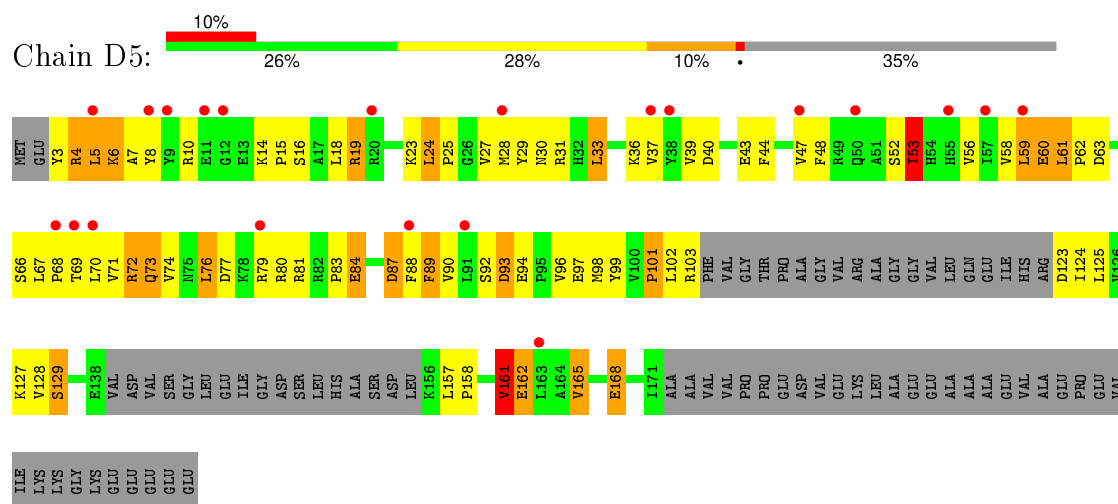




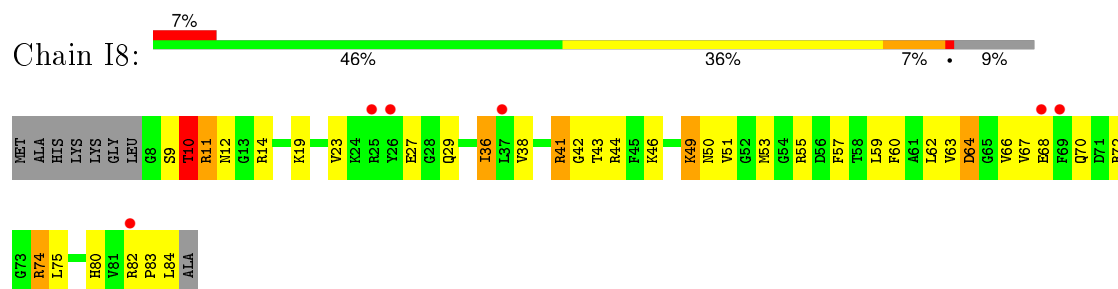
• Molecule 47: 50S ribosomal protein L25



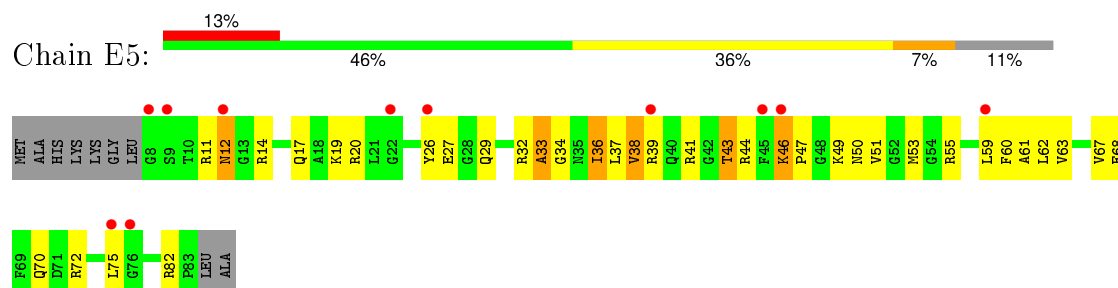
• Molecule 47: 50S ribosomal protein L25



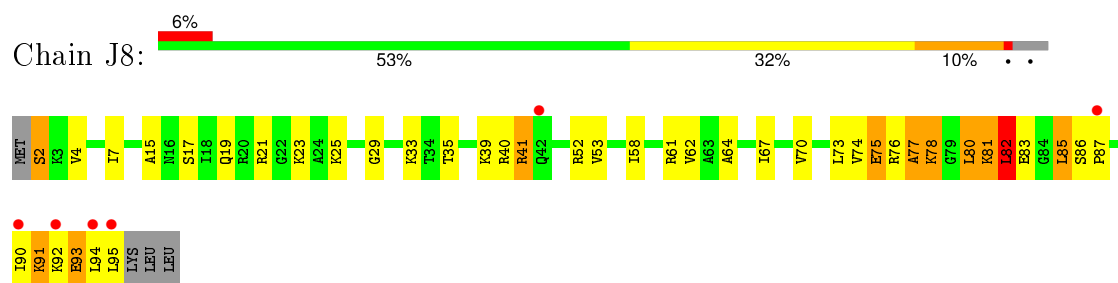
• Molecule 48: 50S ribosomal protein L27



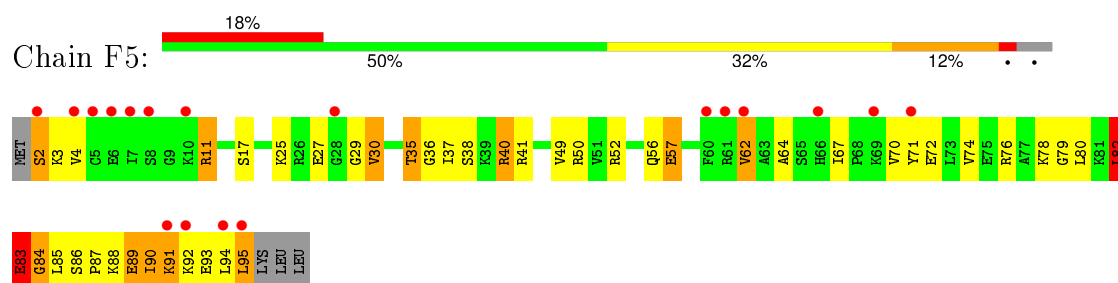
- Molecule 48: 50S ribosomal protein L27



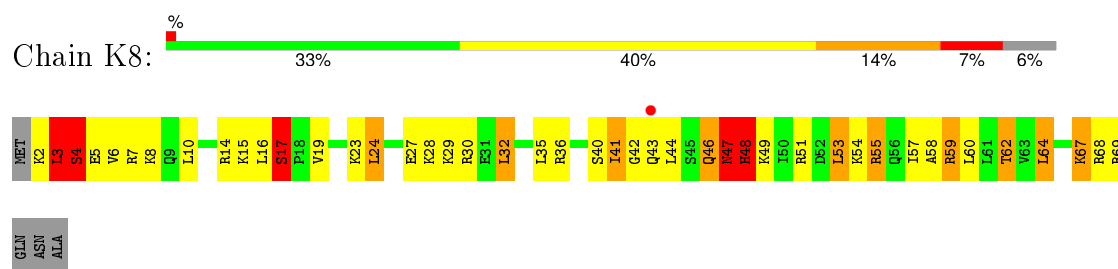
- Molecule 49: 50S ribosomal protein L28



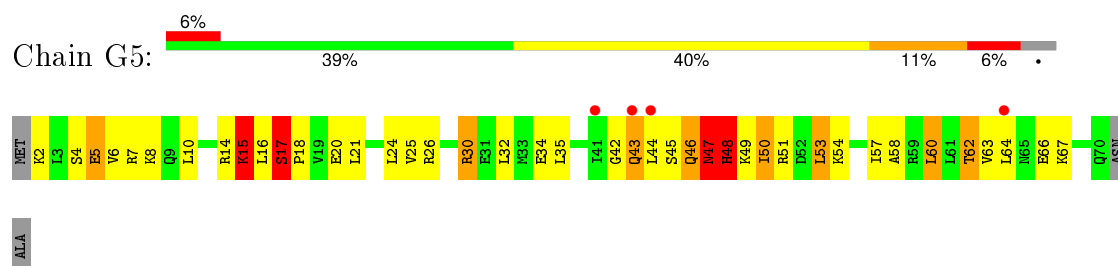
- Molecule 49: 50S ribosomal protein L28



- Molecule 50: 50S ribosomal protein L29



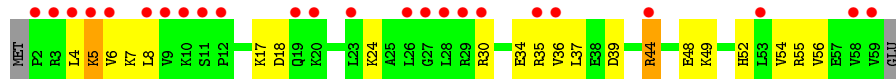
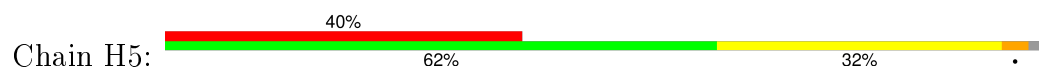
- Molecule 50: 50S ribosomal protein L29



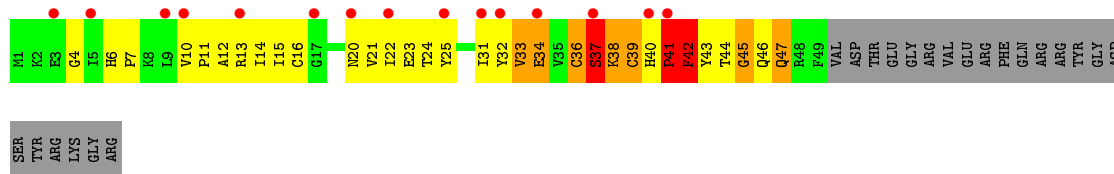
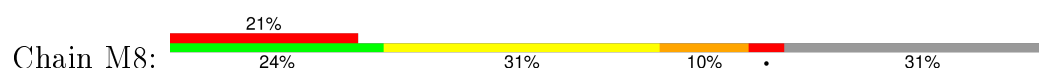
- Molecule 51: 50S ribosomal protein L30



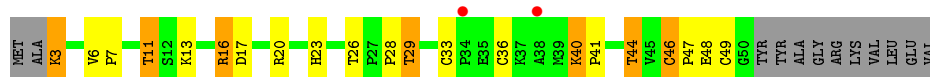
- Molecule 51: 50S ribosomal protein L30



- Molecule 52: 50S ribosomal protein L31



- Molecule 53: 50S ribosomal protein L32



- Molecule 53: 50S ribosomal protein L32

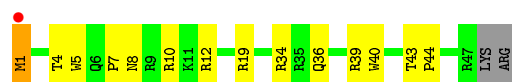


- Molecule 54: 50S ribosomal protein L34



- Molecule 54: 50S ribosomal protein L34

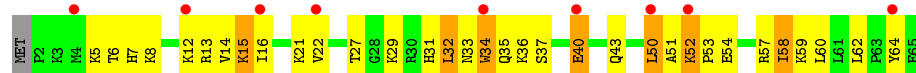




- Molecule 55: 50S ribosomal protein L35



- Molecule 55: 50S ribosomal protein L35



4 Data and refinement statistics

Property	Value	Source
Space group	P 21 21 21	Depositor
Cell constants a, b, c, α , β , γ	209.20 Å 448.50 Å 619.90 Å 90.00° 90.00° 90.00°	Depositor
Resolution (Å)	147.01 – 2.95 147.01 – 2.95	Depositor EDS
% Data completeness (in resolution range)	100.0 (147.01-2.95) 91.6 (147.01-2.95)	Depositor EDS
R_{merge}	0.32	Depositor
R_{sym}	(Not available)	Depositor
$\langle I/\sigma(I) \rangle$ ¹	1.72 (at 2.96 Å)	Xtriage
Refinement program	PHENIX	Depositor
R, R_{free}	0.196 , 0.242 0.196 , 0.241	Depositor DCC
R_{free} test set	2000 reflections (0.18%)	DCC
Wilson B-factor (Å ²)	78.5	Xtriage
Anisotropy	0.343	Xtriage
Bulk solvent k_{sol} (e/Å ³), B_{sol} (Å ²)	0.28 , 72.1	EDS
Estimated twinning fraction	No twinning to report.	Xtriage
L-test for twinning ²	$\langle L \rangle = 0.47$, $\langle L^2 \rangle = 0.30$	Xtriage
Outliers	0 of 1208590 reflections	Xtriage
F_o, F_c correlation	0.95	EDS
Total number of atoms	297904	wwPDB-VP
Average B, all atoms (Å ²)	98.0	wwPDB-VP

Xtriage's analysis on translational NCS is as follows: *The largest off-origin peak in the Patterson function is 1.48% of the height of the origin peak. No significant pseudotranslation is detected.*

¹Intensities estimated from amplitudes.

²Theoretical values of $\langle |L| \rangle$, $\langle L^2 \rangle$ for acentric reflections are 0.5, 0.375 respectively for untwinned datasets, and 0.333, 0.2 for perfectly twinned datasets.

5 Model quality ⓘ

5.1 Standard geometry ⓘ

Bond lengths and bond angles in the following residue types are not validated in this section: 5MU, OMC, ZN, U8U, G7M, SF4, MG, 4SU, T6A, PSU

The Z score for a bond length (or angle) is the number of standard deviations the observed value is removed from the expected value. A bond length (or angle) with $|Z| > 5$ is considered an outlier worth inspection. RMSZ is the root-mean-square of all Z scores of the bond lengths (or angles).

Mol	Chain	Bond lengths		Bond angles	
		RMSZ	$\# Z > 5$	RMSZ	$\# Z > 5$
1	13	0.92	23/35994 (0.1%)	1.67	897/56171 (1.6%)
1	1G	0.79	7/36236 (0.0%)	1.48	499/56555 (0.9%)
2	12	0.44	0/1727	0.73	1/2326 (0.0%)
2	1E	0.47	0/1908	0.76	4/2573 (0.2%)
3	22	0.43	0/1560	0.67	0/2104
3	2E	0.58	0/1629	0.73	1/2195 (0.0%)
4	32	0.58	1/1732 (0.1%)	0.81	3/2318 (0.1%)
4	3E	0.61	0/1728	0.84	3/2313 (0.1%)
5	42	0.53	0/1155	0.72	0/1555
5	4E	0.64	0/1158	0.77	0/1559
6	52	0.65	0/855	0.72	0/1154
6	5E	0.66	0/850	0.76	0/1147
7	62	0.51	0/1132	0.70	0/1514
7	6E	0.52	0/1259	0.65	0/1686
8	72	0.48	0/1127	0.66	0/1517
8	7E	0.59	0/1135	0.81	1/1527 (0.1%)
9	82	0.43	0/971	0.70	0/1304
9	8E	0.51	0/1019	0.72	0/1367
10	1A	0.46	0/658	0.70	0/885
10	1I	0.60	0/767	0.82	0/1034
11	2A	0.55	0/850	0.67	0/1150
11	2I	0.62	0/838	0.79	0/1133
12	3A	0.68	0/972	0.89	2/1301 (0.2%)
12	3I	0.87	0/972	1.04	3/1301 (0.2%)
13	4A	0.48	0/903	0.73	0/1211
13	4I	0.67	0/952	0.87	2/1277 (0.2%)
14	5A	0.54	0/495	0.80	1/657 (0.2%)
14	5I	0.70	0/500	0.89	0/664
15	6A	0.60	0/740	0.70	0/987
15	6I	0.64	0/740	0.78	0/987
16	7A	0.64	0/721	0.86	1/970 (0.1%)
16	7I	0.59	0/716	0.83	0/963

Mol	Chain	Bond lengths		Bond angles	
		RMSZ	# Z >5	RMSZ	# Z >5
17	8A	0.57	0/836	0.70	0/1117
17	8I	0.69	0/847	0.82	1/1131 (0.1%)
18	9A	0.63	0/549	0.82	1/732 (0.1%)
18	9I	0.62	0/554	0.84	0/739
19	AA	0.44	0/490	0.69	0/662
19	AI	0.73	1/676 (0.1%)	1.03	5/910 (0.5%)
20	BA	0.51	0/764	0.78	1/1007 (0.1%)
20	BI	0.45	0/748	0.74	2/986 (0.2%)
21	1B	0.50	0/192	0.74	0/252
21	1F	0.57	0/203	0.82	0/266
22	1K	0.80	1/1589 (0.1%)	1.36	23/2464 (0.9%)
22	1L	0.62	3/1516 (0.2%)	1.18	9/2350 (0.4%)
23	2K	1.02	2/1721 (0.1%)	1.76	50/2682 (1.9%)
23	2L	0.83	2/1721 (0.1%)	1.56	30/2682 (1.1%)
24	3K	0.70	2/1654 (0.1%)	1.41	25/2570 (1.0%)
24	3L	0.66	0/1705	1.30	14/2650 (0.5%)
25	4K	1.03	1/523 (0.2%)	1.55	10/813 (1.2%)
25	4L	0.78	0/473	1.44	9/737 (1.2%)
26	14	1.13	193/68883 (0.3%)	1.96	3155/107521 (2.9%)
26	1H	1.33	416/69669 (0.6%)	2.20	4553/108757 (4.2%)
27	16	1.07	7/2928 (0.2%)	2.00	135/4568 (3.0%)
27	1J	0.92	2/2928 (0.1%)	1.73	88/4568 (1.9%)
28	71	0.39	0/1055	0.68	1/1425 (0.1%)
28	79	0.36	0/459	0.66	1/608 (0.2%)
29	11	1.07	6/2170 (0.3%)	1.22	16/2926 (0.5%)
29	19	0.92	1/2175 (0.0%)	1.09	11/2933 (0.4%)
30	21	0.87	1/1591 (0.1%)	1.12	7/2146 (0.3%)
30	29	0.81	1/1596 (0.1%)	1.06	8/2153 (0.4%)
31	31	0.91	3/1620 (0.2%)	1.11	12/2194 (0.5%)
31	39	0.78	1/1637 (0.1%)	1.02	3/2218 (0.1%)
32	41	0.69	0/1481	0.89	2/1994 (0.1%)
32	49	0.53	0/1492	0.77	2/2008 (0.1%)
33	51	0.74	0/1354	1.06	7/1833 (0.4%)
33	59	0.47	0/552	0.87	2/743 (0.3%)
34	61	0.59	0/1151	0.86	3/1558 (0.2%)
34	69	0.56	0/1146	0.86	5/1551 (0.3%)
35	15	0.57	0/1131	0.75	0/1525
35	58	0.71	0/1123	0.93	0/1514
36	25	0.73	0/942	0.86	1/1269 (0.1%)
36	68	0.83	0/942	0.92	2/1269 (0.2%)
37	35	0.73	0/1139	1.07	1/1514 (0.1%)
37	78	0.91	0/1139	1.35	16/1514 (1.1%)
38	45	0.77	0/1125	1.00	0/1505

Mol	Chain	Bond lengths		Bond angles	
		RMSZ	# Z >5	RMSZ	# Z >5
38	88	0.98	0/1138	1.14	3/1523 (0.2%)
39	55	0.73	0/981	0.96	0/1312
39	98	0.72	0/981	1.01	8/1312 (0.6%)
40	65	0.65	0/886	1.01	4/1180 (0.3%)
40	A8	0.79	0/891	1.03	0/1187
41	75	0.70	0/1123	0.93	4/1500 (0.3%)
41	B8	0.81	0/1138	1.01	2/1521 (0.1%)
42	85	0.76	0/977	0.91	2/1301 (0.2%)
42	C8	0.85	1/968 (0.1%)	0.99	4/1289 (0.3%)
43	95	0.70	0/781	0.95	2/1048 (0.2%)
43	D8	0.76	0/785	1.00	5/1052 (0.5%)
44	A5	0.82	0/897	0.94	0/1204
44	E8	0.82	0/886	1.06	5/1189 (0.4%)
45	B5	0.81	0/749	0.88	0/1007
45	F8	0.90	0/757	1.07	4/1017 (0.4%)
46	C5	0.75	0/807	0.97	2/1076 (0.2%)
46	G8	0.91	0/796	1.15	5/1062 (0.5%)
47	D5	0.55	0/1103	0.79	2/1494 (0.1%)
47	H8	0.61	0/1395	0.87	2/1890 (0.1%)
48	E5	0.77	0/611	0.95	0/814
48	I8	0.95	1/619 (0.2%)	1.23	3/825 (0.4%)
49	F5	0.83	0/744	1.13	6/989 (0.6%)
49	J8	0.92	1/744 (0.1%)	1.09	4/989 (0.4%)
50	G5	0.69	0/578	0.88	1/766 (0.1%)
50	K8	0.95	0/577	1.26	6/763 (0.8%)
51	H5	0.66	0/464	0.86	0/623
51	L8	0.83	1/464 (0.2%)	0.93	0/623
52	M8	0.65	0/385	1.05	2/521 (0.4%)
53	J5	0.82	0/448	1.06	3/606 (0.5%)
53	N8	0.85	0/381	1.03	0/516
54	L5	0.85	0/409	1.08	3/540 (0.6%)
54	P8	1.04	0/409	1.21	1/540 (0.2%)
55	M5	0.93	2/524 (0.4%)	1.05	1/691 (0.1%)
55	Q8	0.99	0/524	1.25	3/691 (0.4%)
All	All	1.01	680/318108 (0.2%)	1.71	9716/476630 (2.0%)

Chiral center outliers are detected by calculating the chiral volume of a chiral center and verifying if the center is modelled as a planar moiety or with the opposite hand. A planarity outlier is detected by checking planarity of atoms in a peptide group, atoms in a mainchain group or atoms of a sidechain that are expected to be planar.

Mol	Chain	#Chirality outliers	#Planarity outliers
2	12	0	5

Continued on next page...

Continued from previous page...

Mol	Chain	#Chirality outliers	#Planarity outliers
2	1E	0	1
4	32	0	1
9	82	0	1
9	8E	0	1
10	1I	0	1
11	2A	0	1
11	2I	0	1
12	3I	0	3
13	4A	0	2
13	4I	0	3
14	5A	0	1
20	BA	0	3
28	71	0	3
29	11	0	6
29	19	0	5
30	21	0	9
30	29	0	5
31	39	0	10
32	41	0	1
32	49	0	3
33	51	0	5
33	59	0	3
34	61	0	3
34	69	0	5
35	15	0	2
35	58	0	2
37	35	0	3
37	78	0	5
38	45	0	3
38	88	0	2
39	55	0	1
39	98	0	1
40	65	0	1
41	75	0	1
41	B8	0	3
42	85	0	3
42	C8	0	2
43	95	0	1
43	D8	0	4
44	A5	0	1
45	B5	0	2
45	F8	0	2

Continued on next page...

Continued from previous page...

Mol	Chain	#Chirality outliers	#Planarity outliers
46	C5	0	2
46	G8	0	6
47	D5	0	5
47	H8	0	3
49	F5	0	2
49	J8	0	3
50	G5	0	3
50	K8	0	4
52	M8	0	4
54	P8	0	1
55	M5	0	2
55	Q8	0	2
All	All	0	158

All (680) bond length outliers are listed below:

Mol	Chain	Res	Type	Atoms	Z	Observed(Å)	Ideal(Å)
26	1H	2430	A	N9-C4	-17.68	1.27	1.37
26	1H	1698	A	N9-C4	-15.72	1.28	1.37
26	1H	783	A	N3-C4	-14.91	1.25	1.34
26	1H	774	A	N9-C4	-14.16	1.29	1.37
26	14	1786	A	N9-C4	-13.34	1.29	1.37
26	1H	2287	A	N9-C4	-13.01	1.30	1.37
26	1H	71	A	N9-C4	-12.65	1.30	1.37
26	1H	676	A	N9-C4	-12.59	1.30	1.37
26	1H	1698	A	N3-C4	-12.31	1.27	1.34
26	1H	1899	G	N9-C4	-12.30	1.28	1.38
26	1H	1786	A	N9-C4	-11.99	1.30	1.37
26	1H	676	A	N9-C8	11.93	1.47	1.37
26	14	2430	A	N9-C4	-11.80	1.30	1.37
26	1H	1678	G	N9-C8	11.74	1.46	1.37
26	14	783	A	N3-C4	-11.72	1.27	1.34
1	13	792	A	N9-C4	-11.54	1.30	1.37
26	14	783	A	N9-C4	-11.46	1.30	1.37
26	14	2062	A	N7-C5	11.14	1.46	1.39
26	1H	528	A	N9-C4	-11.11	1.31	1.37
19	AI	41	VAL	CB-CG1	-11.10	1.29	1.52
26	1H	2062	A	N9-C4	11.06	1.44	1.37
26	1H	138	G	N9-C8	10.91	1.45	1.37
26	1H	783	A	N9-C4	-10.72	1.31	1.37
26	1H	774	A	N9-C8	10.71	1.46	1.37
26	1H	2062	A	N3-C4	10.67	1.41	1.34

Continued on next page...

Continued from previous page...

Mol	Chain	Res	Type	Atoms	Z	Observed(Å)	Ideal(Å)
26	1H	783	A	C5-C6	-10.59	1.31	1.41
26	14	528	A	N9-C4	-10.52	1.31	1.37
26	1H	805	G	N9-C8	-10.33	1.30	1.37
26	1H	1332	G	N9-C4	-10.12	1.29	1.38
26	1H	945	A	N7-C5	-10.05	1.33	1.39
26	1H	945	A	N9-C4	-9.95	1.31	1.37
26	1H	2713	A	N9-C4	-9.80	1.31	1.37
26	1H	2072	G	C8-N7	-9.79	1.25	1.30
26	1H	71	A	N9-C8	9.70	1.45	1.37
26	1H	71	A	C6-N6	-9.57	1.26	1.33
26	1H	1142(A)	A	N9-C4	-9.55	1.32	1.37
26	14	774	A	N9-C4	-9.54	1.32	1.37
26	1H	2346	A	N7-C5	-9.45	1.33	1.39
26	14	783	A	C5-C6	-9.40	1.32	1.41
26	1H	1021	A	N9-C4	-9.28	1.32	1.37
26	1H	1899	G	N9-C8	9.27	1.44	1.37
26	1H	1950	G	N9-C8	9.25	1.44	1.37
26	14	783	A	N7-C5	-9.23	1.33	1.39
26	1H	1332	G	N9-C8	9.14	1.44	1.37
26	14	1786	A	N3-C4	-9.01	1.29	1.34
26	1H	2451	A	C6-N1	-9.01	1.29	1.35
26	1H	2713	A	C5-C4	8.99	1.45	1.38
26	1H	621	A	N9-C4	-8.98	1.32	1.37
26	1H	1776	G	C8-N7	-8.98	1.25	1.30
26	1H	776	G	N7-C5	-8.93	1.33	1.39
26	1H	2346	A	N3-C4	-8.92	1.29	1.34
26	1H	1678	G	N9-C4	-8.88	1.30	1.38
26	1H	945	A	C5-C6	-8.87	1.33	1.41
26	1H	2311	A	N9-C4	-8.86	1.32	1.37
26	1H	2287	A	C5-C6	-8.85	1.33	1.41
26	14	1903	G	N9-C8	-8.72	1.31	1.37
26	1H	1966	A	N9-C4	-8.69	1.32	1.37
26	1H	71	A	C5-C6	-8.65	1.33	1.41
26	1H	74	A	N9-C4	-8.65	1.32	1.37
26	1H	1786	A	N3-C4	-8.63	1.29	1.34
26	1H	2497	A	N3-C4	-8.62	1.29	1.34
26	14	1616	A	N9-C4	-8.62	1.32	1.37
26	14	945	A	C5-C6	-8.56	1.33	1.41
26	1H	71	A	C5-C4	8.53	1.44	1.38
1	13	792	A	C5-C6	-8.50	1.33	1.41
26	1H	676	A	C5-C4	8.40	1.44	1.38
31	39	65	TRP	CB-CG	-8.39	1.35	1.50

Continued on next page...

Continued from previous page...

Mol	Chain	Res	Type	Atoms	Z	Observed(Å)	Ideal(Å)
26	1H	2056	G	N9-C8	-8.34	1.32	1.37
26	1H	1255	U	C4-O4	8.32	1.30	1.23
26	14	774	A	N9-C8	8.26	1.44	1.37
26	14	1308	A	N7-C5	-8.21	1.34	1.39
29	11	30	GLU	CG-CD	8.11	1.64	1.51
26	1H	2490	G	C2-N3	8.04	1.39	1.32
26	1H	1616	A	N9-C4	-8.03	1.33	1.37
26	1H	1950	G	N9-C4	-8.03	1.31	1.38
26	1H	945	A	N3-C4	-8.02	1.30	1.34
26	14	733	G	N9-C8	-8.00	1.32	1.37
26	14	1678	G	N9-C4	-7.96	1.31	1.38
26	1H	138	G	C8-N7	7.95	1.35	1.30
26	1H	829	A	N9-C4	-7.94	1.33	1.37
26	1H	2392	A	N9-C4	-7.92	1.33	1.37
26	1H	2062	A	C5-C6	7.92	1.48	1.41
26	1H	2498	C	N1-C6	7.92	1.41	1.37
26	1H	2713	A	N9-C8	7.89	1.44	1.37
26	14	945	A	N3-C4	-7.89	1.30	1.34
26	1H	1786	A	N7-C5	-7.89	1.34	1.39
26	1H	1204	A	N3-C4	-7.86	1.30	1.34
26	1H	1786	A	C5-C6	-7.86	1.33	1.41
26	1H	2751	G	C8-N7	-7.86	1.26	1.30
26	1H	1786	A	C5-C4	7.84	1.44	1.38
26	1H	2392	A	N9-C8	7.82	1.44	1.37
26	14	2518	A	C5-C6	-7.82	1.34	1.41
1	13	539	A	N3-C4	-7.80	1.30	1.34
26	14	1786	A	C5-C6	-7.80	1.34	1.41
26	14	2287	A	N9-C4	-7.77	1.33	1.37
26	1H	1566	A	C8-N7	7.76	1.36	1.31
26	1H	679	C	N1-C6	-7.75	1.32	1.37
26	1H	197	A	N3-C4	-7.66	1.30	1.34
1	13	1227	A	N9-C4	-7.65	1.33	1.37
26	1H	530	G	N9-C8	7.64	1.43	1.37
26	14	828	U	N3-C4	-7.63	1.31	1.38
26	14	2346	A	N3-C4	-7.62	1.30	1.34
26	1H	1966	A	N3-C4	-7.62	1.30	1.34
26	1H	838	C	N1-C6	-7.60	1.32	1.37
26	1H	140	A	N9-C4	-7.59	1.33	1.37
26	14	1698	A	N7-C5	-7.55	1.34	1.39
26	14	945	A	N9-C4	-7.53	1.33	1.37
26	1H	1899	G	C2-N3	-7.52	1.26	1.32
26	1H	2442	C	N1-C6	-7.50	1.32	1.37

Continued on next page...

Continued from previous page...

Mol	Chain	Res	Type	Atoms	Z	Observed(Å)	Ideal(Å)
26	1H	2062	A	C6-N1	7.44	1.40	1.35
27	16	115	G	C2-N3	7.43	1.38	1.32
26	1H	1332	G	C5-C4	7.43	1.43	1.38
1	13	780	A	N9-C4	-7.42	1.33	1.37
26	1H	1385	G	N9-C4	-7.39	1.32	1.38
26	14	2600	A	N7-C5	-7.38	1.34	1.39
26	14	676	A	N9-C4	-7.38	1.33	1.37
26	1H	245	G	N7-C5	-7.35	1.34	1.39
26	14	2072	G	C8-N7	-7.34	1.26	1.30
26	14	776	G	N7-C5	-7.34	1.34	1.39
26	1H	2252	G	C5-C4	-7.33	1.33	1.38
26	1H	1616	A	C5-C6	-7.32	1.34	1.41
26	14	1698	A	C5-C6	-7.29	1.34	1.41
26	1H	663	G	N7-C5	-7.28	1.34	1.39
26	1H	1241	A	N9-C4	-7.25	1.33	1.37
26	14	1633	G	N7-C5	-7.25	1.34	1.39
27	1J	89(A)	A	N9-C4	7.23	1.42	1.37
26	1H	2445	G	C6-N1	-7.23	1.34	1.39
26	14	1785	A	N7-C5	-7.20	1.34	1.39
26	1H	1899	G	N3-C4	-7.17	1.30	1.35
26	14	1950	G	N9-C4	-7.15	1.32	1.38
26	1H	1382	G	C5-C6	-7.13	1.35	1.42
26	1H	2062	A	N7-C5	7.11	1.43	1.39
26	1H	821	A	N7-C5	-7.10	1.34	1.39
26	1H	774	A	C6-N1	7.04	1.40	1.35
26	14	1612	C	N1-C6	-7.03	1.32	1.37
26	1H	2068	U	C2-N3	-7.02	1.32	1.37
26	1H	783	A	C6-N1	-7.02	1.30	1.35
26	14	528	A	C5-C6	-7.01	1.34	1.41
26	1H	945	A	C5-C4	7.01	1.43	1.38
26	14	509	C	N1-C6	-6.99	1.32	1.37
26	1H	676	A	N3-C4	-6.99	1.30	1.34
26	1H	2598	A	C8-N7	-6.99	1.26	1.31
26	1H	866	A	N3-C4	6.98	1.39	1.34
30	21	131	ALA	CA-CB	6.98	1.67	1.52
26	1H	2378	A	N9-C4	-6.97	1.33	1.37
26	1H	945	A	C2-N3	6.93	1.39	1.33
23	2L	77	A	N9-C4	-6.93	1.33	1.37
26	1H	472	A	N3-C4	-6.91	1.30	1.34
26	14	1899	G	C2-N3	6.91	1.38	1.32
26	1H	576	U	N3-C4	-6.89	1.32	1.38
26	14	461	C	N3-C4	-6.89	1.29	1.33

Continued on next page...

Continued from previous page...

Mol	Chain	Res	Type	Atoms	Z	Observed(Å)	Ideal(Å)
26	1H	621	A	C5-C4	6.88	1.43	1.38
26	14	1616	A	C5-C6	-6.88	1.34	1.41
26	1H	179	G	C6-O6	6.87	1.30	1.24
26	14	781	A	C6-N6	-6.86	1.28	1.33
26	1H	71	A	N1-C2	6.85	1.40	1.34
26	1H	1614	A	N9-C4	-6.85	1.33	1.37
26	1H	774	A	C5-C6	-6.85	1.34	1.41
26	1H	1613	G	C6-N1	-6.84	1.34	1.39
1	13	50	A	N9-C4	6.84	1.42	1.37
26	1H	1616	A	N9-C8	6.82	1.43	1.37
26	14	2873	A	N3-C4	-6.81	1.30	1.34
26	1H	1678	G	C8-N7	6.80	1.35	1.30
26	1H	2490	G	N9-C8	6.79	1.42	1.37
31	31	65	TRP	CB-CG	-6.79	1.38	1.50
26	1H	825	C	N1-C6	-6.78	1.33	1.37
26	1H	188	G	C2-N3	6.74	1.38	1.32
26	1H	2510	C	N3-C4	-6.74	1.29	1.33
26	1H	678	C	C4'-C3'	-6.72	1.45	1.53
26	14	1678	G	N9-C8	6.72	1.42	1.37
26	1H	1950	G	C5-C4	6.71	1.43	1.38
26	1H	2450	A	C8-N7	-6.69	1.26	1.31
24	3K	76	A	C5-C4	6.69	1.43	1.38
26	1H	869	G	C6-N1	-6.69	1.34	1.39
26	14	1950	G	N9-C8	6.67	1.42	1.37
26	1H	1363	C	N3-C4	-6.67	1.29	1.33
26	1H	330	A	N9-C4	-6.66	1.33	1.37
29	11	28	GLU	CG-CD	6.65	1.61	1.51
26	14	2598	A	C8-N7	-6.65	1.26	1.31
26	1H	1950	G	C8-N7	6.65	1.34	1.30
26	1H	2377	A	N9-C4	-6.65	1.33	1.37
26	14	1676	A	N3-C4	-6.64	1.30	1.34
26	1H	2700	C	N3-C4	6.64	1.38	1.33
26	1H	2392	A	C5-C6	-6.64	1.35	1.41
26	1H	804	A	N3-C4	-6.63	1.30	1.34
1	13	792	A	N3-C4	-6.63	1.30	1.34
26	1H	845	G	N9-C8	6.62	1.42	1.37
26	1H	1812	A	C6-N1	-6.61	1.30	1.35
26	1H	2082	A	N3-C4	-6.61	1.30	1.34
26	1H	739	G	C5-C4	-6.60	1.33	1.38
1	13	1502	A	C5-C6	-6.60	1.35	1.41
26	1H	2446	G	C6-O6	-6.60	1.18	1.24
26	1H	2392	A	N3-C4	-6.60	1.30	1.34

Continued on next page...

Continued from previous page...

Mol	Chain	Res	Type	Atoms	Z	Observed(Å)	Ideal(Å)
26	1H	2248	C	N3-C4	-6.59	1.29	1.33
26	14	2713	A	C5-C4	6.59	1.43	1.38
26	1H	2609	U	N1-C6	-6.57	1.32	1.38
26	14	1698	A	N9-C4	-6.57	1.33	1.37
26	1H	2590	A	C6-N1	-6.56	1.30	1.35
26	14	2252	G	N9-C8	-6.56	1.33	1.37
26	14	2329	G	C2-N3	6.55	1.38	1.32
26	14	1332	G	C5-C4	6.55	1.43	1.38
26	1H	1785	A	N7-C5	-6.54	1.35	1.39
26	1H	945	A	N1-C2	6.53	1.40	1.34
26	1H	2246	G	N9-C8	-6.51	1.33	1.37
26	1H	141	A	N9-C4	-6.50	1.33	1.37
26	1H	661	C	N1-C6	-6.50	1.33	1.37
26	1H	1660	C	C2-O2	-6.49	1.18	1.24
26	14	2082	A	N3-C4	-6.49	1.30	1.34
26	14	2503	A	N3-C4	6.49	1.38	1.34
26	14	2060	A	C6-N1	-6.48	1.31	1.35
26	14	1616	A	N9-C8	6.47	1.43	1.37
26	1H	1307	A	N3-C4	6.47	1.38	1.34
26	14	71	A	N9-C4	-6.46	1.33	1.37
26	14	74	A	N9-C4	-6.46	1.33	1.37
26	1H	1626	G	C2-N3	-6.46	1.27	1.32
26	1H	2587	A	C6-N1	-6.46	1.31	1.35
26	1H	2276	G	C2-N3	-6.45	1.27	1.32
26	14	90	U	N1-C2	6.45	1.44	1.38
26	14	1142(A)	A	N9-C4	-6.42	1.33	1.37
26	1H	2252	G	N9-C8	-6.42	1.33	1.37
26	14	2711	A	N3-C4	6.40	1.38	1.34
26	1H	608	A	N9-C4	-6.38	1.34	1.37
26	1H	960	A	N3-C4	-6.36	1.31	1.34
26	14	2025	C	N1-C6	-6.35	1.33	1.37
26	1H	1204	A	N9-C4	-6.35	1.34	1.37
26	14	2252	G	N7-C5	-6.34	1.35	1.39
26	1H	1950	G	N3-C4	-6.34	1.31	1.35
26	14	500	G	N9-C8	-6.34	1.33	1.37
55	M5	35	GLN	CG-CD	6.34	1.65	1.51
26	1H	1332	G	C5-C6	-6.33	1.36	1.42
26	1H	1496	A	C5-C6	-6.33	1.35	1.41
26	1H	2239	G	C6-N1	-6.33	1.35	1.39
26	14	1936	A	C8-N7	-6.33	1.27	1.31
26	1H	1676	A	N9-C4	-6.32	1.34	1.37
26	14	676	A	C5-C4	6.31	1.43	1.38

Continued on next page...

Continued from previous page...

Mol	Chain	Res	Type	Atoms	Z	Observed(Å)	Ideal(Å)
26	1H	38	A	C6-N6	-6.30	1.28	1.33
29	11	122	ASP	CB-CG	6.30	1.65	1.51
26	1H	1434	A	N9-C4	-6.30	1.34	1.37
26	14	330	A	N9-C4	-6.29	1.34	1.37
26	14	1678	G	N3-C4	-6.29	1.31	1.35
26	1H	2817	G	C2-N3	6.27	1.37	1.32
26	1H	2709	G	C6-N1	-6.26	1.35	1.39
26	14	737	C	N1-C6	-6.26	1.33	1.37
26	14	2062	A	C8-N7	6.26	1.35	1.31
26	1H	2051	A	N7-C5	-6.25	1.35	1.39
26	1H	2506	U	N1-C2	6.25	1.44	1.38
1	13	1408	A	N7-C5	-6.24	1.35	1.39
26	14	945	A	N7-C5	-6.24	1.35	1.39
26	14	1616	A	N3-C4	-6.24	1.31	1.34
26	14	1566	A	C5-C6	-6.23	1.35	1.41
26	1H	1827	C	N3-C4	-6.22	1.29	1.33
26	1H	761	A	N3-C4	-6.22	1.31	1.34
26	1H	2505	G	N1-C2	-6.22	1.32	1.37
26	14	1786	A	C5-C4	6.21	1.43	1.38
26	1H	1780	A	C6-N1	-6.21	1.31	1.35
26	1H	1617	C	N1-C6	-6.21	1.33	1.37
26	1H	587	C	N1-C6	-6.21	1.33	1.37
26	14	530	G	C5-C6	-6.20	1.36	1.42
26	14	2392	A	C5-C6	-6.20	1.35	1.41
26	14	2503	A	N9-C4	6.19	1.41	1.37
27	16	82	G	C5-C4	-6.19	1.34	1.38
26	1H	1271	G	N7-C5	-6.18	1.35	1.39
26	1H	1698	A	C5-C6	-6.18	1.35	1.41
26	14	1772	G	N9-C8	-6.18	1.33	1.37
26	1H	2053	G	C5-C4	-6.14	1.34	1.38
26	1H	695	G	C6-N1	-6.14	1.35	1.39
26	1H	1786	A	C6-N6	-6.13	1.29	1.33
26	1H	2502	G	C6-N1	-6.13	1.35	1.39
26	1H	2518	A	N9-C4	-6.13	1.34	1.37
26	14	2542	A	N7-C5	6.13	1.43	1.39
23	2K	77	A	N9-C4	-6.13	1.34	1.37
26	14	621	A	N9-C4	-6.13	1.34	1.37
26	1H	122	G	N7-C5	-6.12	1.35	1.39
26	1H	1308	A	N3-C4	-6.12	1.31	1.34
26	1H	1978	A	N7-C5	-6.10	1.35	1.39
26	1H	2388	A	N9-C4	-6.09	1.34	1.37
26	14	2713	A	N1-C2	6.09	1.39	1.34

Continued on next page...

Continued from previous page...

Mol	Chain	Res	Type	Atoms	Z	Observed(Å)	Ideal(Å)
26	1H	1775	U	C2-O2	-6.09	1.16	1.22
29	11	40	THR	CA-C	6.09	1.68	1.52
26	14	461	C	N1-C6	-6.09	1.33	1.37
22	1L	76	A	C5-C4	6.08	1.43	1.38
26	14	1827	C	N3-C4	-6.08	1.29	1.33
48	18	10	THR	CA-CB	6.08	1.69	1.53
26	1H	122	G	C2-N3	6.07	1.37	1.32
26	1H	752	A	N9-C4	-6.07	1.34	1.37
27	16	81	G	N9-C8	6.06	1.42	1.37
26	14	793	A	C5-C4	-6.05	1.34	1.38
26	1H	1932	A	C6-N1	6.05	1.39	1.35
26	14	2377	A	N9-C4	-6.04	1.34	1.37
26	1H	1889	A	N9-C4	-6.04	1.34	1.37
26	14	471	A	N9-C4	-6.02	1.34	1.37
26	1H	2254	C	N1-C2	-6.02	1.34	1.40
26	1H	781	A	C5-C4	-6.00	1.34	1.38
26	1H	2064	C	N3-C4	-6.00	1.29	1.33
26	14	1272	A	N3-C4	6.00	1.38	1.34
26	1H	774	A	N7-C5	-6.00	1.35	1.39
26	14	2449	U	N1-C2	6.00	1.44	1.38
26	1H	2594	C	N1-C6	-5.99	1.33	1.37
26	14	1142(A)	A	N3-C4	-5.99	1.31	1.34
26	1H	2763	G	C5-C6	-5.99	1.36	1.42
26	14	578	A	N9-C4	-5.99	1.34	1.37
26	14	1384	A	N3-C4	-5.98	1.31	1.34
26	1H	777	A	N9-C4	-5.97	1.34	1.37
26	1H	2287	A	N7-C5	-5.96	1.35	1.39
26	1H	649	G	N7-C5	-5.96	1.35	1.39
26	1H	2713	A	N1-C2	5.96	1.39	1.34
26	1H	1365	A	N9-C4	-5.96	1.34	1.37
26	1H	737	C	N1-C6	-5.95	1.33	1.37
26	14	1776	G	C8-N7	-5.95	1.27	1.30
26	1H	2688	U	N3-C4	-5.94	1.33	1.38
29	11	123	ALA	CA-CB	-5.94	1.40	1.52
26	1H	682	G	C5-C4	-5.94	1.34	1.38
26	1H	1255	U	N1-C6	-5.94	1.32	1.38
26	14	2439	A	N7-C5	-5.94	1.35	1.39
26	14	2582	G	N7-C5	-5.93	1.35	1.39
26	1H	1553	A	N7-C5	-5.93	1.35	1.39
1	1G	1502	A	N9-C4	-5.93	1.34	1.37
26	1H	132	G	C8-N7	5.93	1.34	1.30
26	1H	2430	A	C6-N1	5.93	1.39	1.35

Continued on next page...

Continued from previous page...

Mol	Chain	Res	Type	Atoms	Z	Observed(Å)	Ideal(Å)
26	1H	70	G	C6-N1	-5.92	1.35	1.39
26	14	2063	C	N1-C6	-5.92	1.33	1.37
26	14	2392	A	N9-C4	-5.92	1.34	1.37
1	13	5	U	N1-C2	5.92	1.43	1.38
26	14	113	G	N9-C4	-5.91	1.33	1.38
26	1H	1275	A	N3-C4	5.91	1.38	1.34
26	1H	677	A	N7-C5	-5.91	1.35	1.39
26	14	125	G	C8-N7	5.91	1.34	1.30
26	1H	1787	A	C6-N1	-5.90	1.31	1.35
26	1H	2713	A	C5-C6	-5.90	1.35	1.41
26	14	1950	G	N3-C4	-5.90	1.31	1.35
26	1H	2430	A	N3-C4	-5.90	1.31	1.34
26	14	1665	A	N7-C5	-5.90	1.35	1.39
31	31	65	TRP	CD2-CE2	5.89	1.48	1.41
26	14	2084	C	N1-C6	-5.89	1.33	1.37
26	1H	1384	A	N7-C5	-5.89	1.35	1.39
26	1H	749	C	N1-C6	-5.89	1.33	1.37
26	1H	1853	A	N7-C5	-5.88	1.35	1.39
26	14	1676	A	N9-C4	-5.88	1.34	1.37
26	1H	512	G	C5-C4	-5.88	1.34	1.38
26	1H	2393	A	N9-C8	-5.87	1.33	1.37
26	14	2245	U	C4-O4	-5.87	1.19	1.23
26	1H	1661	G	C5-C4	-5.87	1.34	1.38
26	1H	774	A	C2-N3	-5.86	1.28	1.33
26	1H	789	A	N9-C4	-5.86	1.34	1.37
26	14	1969	A	N7-C5	-5.86	1.35	1.39
26	1H	265	A	N9-C4	-5.86	1.34	1.37
26	1H	1379	A	N9-C4	-5.85	1.34	1.37
4	32	31	CYS	CB-SG	-5.85	1.72	1.81
26	1H	1271	G	N9-C8	-5.85	1.33	1.37
26	14	2328	A	N3-C4	-5.85	1.31	1.34
26	1H	74	A	C5-C4	5.85	1.42	1.38
26	1H	786	C	C4-N4	-5.85	1.28	1.33
26	14	1785	A	N9-C8	-5.84	1.33	1.37
26	1H	1198	U	C2-N3	-5.84	1.33	1.37
26	1H	827	U	N1-C2	-5.83	1.33	1.38
26	1H	1332	G	N1-C2	5.83	1.42	1.37
26	1H	678	C	C5-C6	-5.82	1.29	1.34
26	1H	1210	A	C5-C6	-5.82	1.35	1.41
26	1H	380	U	N3-C4	-5.82	1.33	1.38
26	1H	761	A	C5-C4	-5.82	1.34	1.38
26	14	2873	A	N7-C5	-5.81	1.35	1.39

Continued on next page...

Continued from previous page...

Mol	Chain	Res	Type	Atoms	Z	Observed(Å)	Ideal(Å)
26	1H	2297	C	N3-C4	-5.80	1.29	1.33
26	1H	763	G	N3-C4	-5.80	1.31	1.35
26	1H	1349	A	C5-C4	5.80	1.42	1.38
42	C8	69	CYS	CB-SG	-5.80	1.72	1.81
26	14	2392	A	N7-C5	-5.79	1.35	1.39
26	1H	2591	C	C2-O2	-5.79	1.19	1.24
26	14	216	A	N9-C4	-5.78	1.34	1.37
26	1H	132	G	N7-C5	5.78	1.42	1.39
26	14	528	A	N3-C4	-5.78	1.31	1.34
26	1H	518	G	C6-N1	-5.77	1.35	1.39
26	1H	2248	C	C4-N4	-5.77	1.28	1.33
26	1H	1817	G	N3-C4	5.77	1.39	1.35
26	1H	608	A	N3-C4	-5.76	1.31	1.34
26	14	775	G	N9-C8	-5.76	1.33	1.37
26	1H	990	A	N7-C5	-5.76	1.35	1.39
26	14	469	G	C5-C6	-5.76	1.36	1.42
26	1H	138	G	C5-C4	5.76	1.42	1.38
26	1H	1559	G	N9-C4	-5.75	1.33	1.38
26	1H	2490	G	C6-O6	-5.75	1.19	1.24
26	1H	783	A	N7-C5	-5.75	1.35	1.39
51	L8	57	GLU	CG-CD	5.75	1.60	1.51
26	1H	780	G	N3-C4	-5.75	1.31	1.35
24	3K	76	A	N9-C8	5.75	1.42	1.37
26	1H	2286	A	N9-C4	5.75	1.41	1.37
26	1H	2441	C	C4-N4	-5.74	1.28	1.33
26	1H	698	C	N1-C6	-5.74	1.33	1.37
27	16	98	G	N7-C5	-5.74	1.35	1.39
26	14	2688	U	N3-C4	-5.74	1.33	1.38
26	1H	2251	G	N9-C8	-5.74	1.33	1.37
26	1H	862	G	C6-N1	-5.73	1.35	1.39
26	14	676	A	N9-C8	5.72	1.42	1.37
26	1H	458	G	C5-C4	-5.72	1.34	1.38
26	1H	680	G	N7-C5	-5.72	1.35	1.39
26	14	118	A	N3-C4	-5.71	1.31	1.34
26	14	733	G	C6-N1	-5.71	1.35	1.39
26	14	71	A	C5-C4	5.71	1.42	1.38
26	1H	805	G	N7-C5	-5.70	1.35	1.39
26	1H	2352	A	N3-C4	5.70	1.38	1.34
26	14	2581	G	N1-C2	-5.69	1.33	1.37
26	1H	204	A	N3-C4	-5.68	1.31	1.34
26	14	1660	C	C4-N4	-5.68	1.28	1.33
26	1H	2297	C	N1-C6	-5.68	1.33	1.37

Continued on next page...

Continued from previous page...

Mol	Chain	Res	Type	Atoms	Z	Observed(Å)	Ideal(Å)
26	1H	2230	G	C2-N3	-5.68	1.28	1.32
1	1G	1518	A	N9-C4	5.68	1.41	1.37
26	14	1313	U	N1-C2	-5.68	1.33	1.38
26	1H	682	G	C8-N7	-5.67	1.27	1.30
26	1H	579	G	C2-N3	-5.67	1.28	1.32
26	1H	402	A	N3-C4	-5.67	1.31	1.34
1	13	792	A	N9-C8	5.66	1.42	1.37
26	1H	1366	A	C5-C6	-5.66	1.35	1.41
1	13	1502	A	N7-C5	-5.66	1.35	1.39
26	14	1241	A	N9-C4	-5.65	1.34	1.37
26	14	2453	A	N7-C5	-5.65	1.35	1.39
26	1H	1792	G	C6-N1	-5.65	1.35	1.39
26	14	2572	A	C5-C4	-5.64	1.34	1.38
26	1H	2825	C	N1-C6	-5.63	1.33	1.37
26	14	200	U	N1-C2	5.63	1.43	1.38
26	1H	1510	A	N3-C4	5.62	1.38	1.34
26	1H	57	C	C2-O2	5.62	1.29	1.24
26	14	733	G	C5-C4	-5.61	1.34	1.38
26	1H	1904	G	C6-O6	-5.61	1.19	1.24
26	1H	1968	G	N7-C5	-5.61	1.35	1.39
26	1H	587	C	N3-C4	-5.61	1.30	1.33
26	1H	1275	A	N9-C8	-5.61	1.33	1.37
26	1H	1313	U	C4-C5	-5.61	1.38	1.43
25	4K	26	A	N9-C4	5.60	1.41	1.37
26	1H	2437	U	C2-O2	-5.60	1.17	1.22
26	1H	1187	G	C5-C4	-5.60	1.34	1.38
26	1H	1637	A	C6-N1	-5.59	1.31	1.35
26	14	744	G	N9-C8	-5.59	1.33	1.37
26	1H	57	C	N3-C4	-5.59	1.30	1.33
26	1H	2764	A	N9-C4	-5.58	1.34	1.37
26	1H	1354	A	C5-C6	-5.58	1.36	1.41
26	1H	2443	C	C2-O2	-5.58	1.19	1.24
26	1H	621	A	N1-C2	5.57	1.39	1.34
26	1H	516	C	N3-C4	-5.57	1.30	1.33
26	14	788	A	N7-C5	-5.56	1.35	1.39
1	13	817	C	N1-C6	-5.55	1.33	1.37
26	1H	1569	A	N9-C4	-5.55	1.34	1.37
26	1H	1678	G	C5-C4	5.55	1.42	1.38
26	14	2681	C	N3-C4	-5.55	1.30	1.33
26	1H	2336	A	N3-C4	5.54	1.38	1.34
26	14	71	A	N9-C8	5.54	1.42	1.37
26	1H	2048	G	C6-O6	5.54	1.29	1.24

Continued on next page...

Continued from previous page...

Mol	Chain	Res	Type	Atoms	Z	Observed(Å)	Ideal(Å)
1	1G	690	G	N9-C8	5.53	1.41	1.37
26	1H	598	G	N7-C5	-5.53	1.35	1.39
26	1H	2490	G	C5-C4	5.53	1.42	1.38
26	14	1899	G	N7-C5	-5.53	1.35	1.39
26	1H	1624	G	C6-N1	-5.52	1.35	1.39
26	1H	1786	A	N1-C2	5.52	1.39	1.34
26	14	774	A	C6-N1	5.51	1.39	1.35
26	1H	2311	A	N3-C4	-5.51	1.31	1.34
27	1J	89(A)	A	N3-C4	5.51	1.38	1.34
1	13	1498	U	C2-N3	5.50	1.41	1.37
26	14	2324	C	N3-C4	5.50	1.37	1.33
26	14	2725	A	N9-C4	-5.50	1.34	1.37
26	1H	180	G	C2-N3	5.50	1.37	1.32
26	14	1899	G	C5-C4	5.50	1.42	1.38
26	1H	2062	A	C6-N6	5.48	1.38	1.33
26	1H	2490	G	C6-N1	-5.48	1.35	1.39
26	14	1304	C	N3-C4	-5.48	1.30	1.33
26	14	2267	A	N3-C4	-5.48	1.31	1.34
26	14	528	A	N7-C5	-5.47	1.35	1.39
26	1H	140	A	N7-C5	-5.47	1.35	1.39
26	14	2392	A	N9-C8	5.47	1.42	1.37
26	14	1605	C	N1-C6	-5.47	1.33	1.37
26	1H	621	A	C5-C6	-5.46	1.36	1.41
1	13	582	U	C2-N3	-5.46	1.33	1.37
29	19	35	LYS	CE-NZ	5.46	1.62	1.49
1	13	1502	A	N9-C4	-5.45	1.34	1.37
26	1H	1969	A	N9-C8	-5.45	1.33	1.37
1	1G	1358	U	N1-C2	5.45	1.43	1.38
26	14	2062	A	N9-C8	5.44	1.42	1.37
55	M5	35	GLN	CB-CG	5.44	1.67	1.52
26	1H	2393	A	N7-C5	-5.44	1.35	1.39
26	1H	1660	C	C2-N3	-5.42	1.31	1.35
26	14	2713	A	N9-C4	-5.42	1.34	1.37
31	31	65	TRP	CZ3-CH2	5.42	1.48	1.40
26	1H	2561	A	N9-C8	-5.41	1.33	1.37
26	1H	1931	U	C2-N3	-5.41	1.33	1.37
26	1H	1931	U	N3-C4	-5.41	1.33	1.38
26	1H	1608	A	N3-C4	5.40	1.38	1.34
26	14	2058	A	N3-C4	-5.40	1.31	1.34
26	1H	2436	G	C5-C4	-5.39	1.34	1.38
26	1H	1131	G	C6-N1	-5.39	1.35	1.39
26	14	761	A	N9-C8	-5.38	1.33	1.37

Continued on next page...

Continued from previous page...

Mol	Chain	Res	Type	Atoms	Z	Observed(Å)	Ideal(Å)
26	1H	2070	G	N1-C2	-5.38	1.33	1.37
26	14	1349	A	N9-C8	5.38	1.42	1.37
26	1H	452	G	N7-C5	5.37	1.42	1.39
26	1H	463	G	N1-C2	-5.37	1.33	1.37
26	14	1327	C	N3-C4	-5.37	1.30	1.33
26	1H	1558	A	N3-C4	-5.36	1.31	1.34
26	1H	677	A	C4'-C3'	-5.36	1.47	1.52
26	1H	1971	A	C5-C4	-5.36	1.34	1.38
26	14	2430	A	N3-C4	-5.36	1.31	1.34
26	1H	2442	C	C5-C6	-5.36	1.30	1.34
26	1H	2695	C	N1-C6	-5.35	1.33	1.37
1	13	794	A	N7-C5	-5.35	1.36	1.39
26	1H	2476	A	N9-C4	5.35	1.41	1.37
26	14	778	G	N7-C5	-5.35	1.36	1.39
26	14	1902	C	C4-N4	-5.34	1.29	1.33
26	1H	48	G	C8-N7	5.34	1.34	1.30
26	1H	202	U	C4-O4	-5.34	1.19	1.23
26	1H	677	A	N9-C4	-5.34	1.34	1.37
26	14	2430	A	C8-N7	5.34	1.35	1.31
26	1H	150	C	N3-C4	-5.34	1.30	1.33
26	1H	783	A	N9-C8	5.34	1.42	1.37
1	1G	250	A	C5-C6	5.34	1.45	1.41
26	14	1143	A	C6-N1	-5.34	1.31	1.35
1	13	533	A	C5-C6	-5.33	1.36	1.41
26	14	2031	A	C5-C6	-5.33	1.36	1.41
26	1H	216	A	N9-C4	-5.33	1.34	1.37
22	1L	73	A	N9-C4	5.32	1.41	1.37
26	14	766	C	N3-C4	-5.32	1.30	1.33
26	1H	1032	A	C6-N1	5.32	1.39	1.35
26	14	2392	A	C5-C4	5.32	1.42	1.38
26	1H	207	A	C5-C6	-5.32	1.36	1.41
26	1H	2254	C	N3-C4	-5.32	1.30	1.33
26	1H	2392	A	C5-C4	5.32	1.42	1.38
26	1H	739	G	C2-N3	-5.31	1.28	1.32
26	14	2244	U	C2-O2	-5.31	1.17	1.22
26	1H	1558	A	C5-C6	-5.31	1.36	1.41
26	1H	2497	A	C5-C4	-5.31	1.35	1.38
26	14	55	G	C2-N3	-5.30	1.28	1.32
26	14	2555	U	N1-C2	-5.30	1.33	1.38
26	1H	530	G	N7-C5	5.29	1.42	1.39
26	1H	771	G	N7-C5	5.29	1.42	1.39
26	1H	960	A	N9-C4	-5.29	1.34	1.37

Continued on next page...

Continued from previous page...

Mol	Chain	Res	Type	Atoms	Z	Observed(Å)	Ideal(Å)
26	1H	1204	A	C6-N1	-5.29	1.31	1.35
26	14	585	G	N7-C5	-5.29	1.36	1.39
26	14	2332	U	C4-C5	5.29	1.48	1.43
26	1H	2069	G	N9-C8	-5.28	1.34	1.37
26	1H	2373	G	C2-N3	5.28	1.36	1.32
26	14	586	A	C5-C6	-5.28	1.36	1.41
26	14	2062	A	C5-C6	5.28	1.45	1.41
26	1H	2329	G	C6-N1	-5.27	1.35	1.39
26	14	783	A	N9-C8	5.27	1.42	1.37
1	13	792	A	N7-C5	-5.27	1.36	1.39
26	1H	330	A	N9-C8	5.27	1.42	1.37
26	1H	390	A	N3-C4	-5.27	1.31	1.34
26	1H	113	G	N9-C4	-5.27	1.33	1.38
26	1H	1424	G	N3-C4	-5.26	1.31	1.35
26	1H	1621	U	N1-C6	-5.26	1.33	1.38
23	2K	75	C	N3-C4	-5.26	1.30	1.33
26	1H	860	U	N1-C2	5.26	1.43	1.38
26	1H	568	U	N1-C2	-5.26	1.33	1.38
26	14	2621	A	N9-C4	-5.26	1.34	1.37
26	1H	939	G	N3-C4	-5.26	1.31	1.35
26	1H	739	G	C5-C6	-5.25	1.37	1.42
26	1H	761	A	N9-C4	-5.25	1.34	1.37
26	1H	1496	A	N7-C5	-5.25	1.36	1.39
26	1H	2059	A	N7-C5	-5.25	1.36	1.39
26	1H	2425	A	N9-C4	-5.25	1.34	1.37
1	1G	231	G	N7-C5	-5.24	1.36	1.39
26	14	1332	G	C2-N3	5.24	1.36	1.32
26	1H	689	A	C6-N1	-5.24	1.31	1.35
26	14	131	G	C2-N3	5.24	1.36	1.32
26	14	2629	A	N9-C4	5.24	1.41	1.37
26	14	2600	A	N9-C8	-5.24	1.33	1.37
26	14	2600	A	C5-C4	-5.24	1.35	1.38
26	1H	1969	A	C6-N1	-5.23	1.31	1.35
26	1H	2199	A	N3-C4	5.23	1.38	1.34
27	16	6	C	C2-N3	5.23	1.40	1.35
26	1H	917	A	C2-N3	-5.23	1.28	1.33
26	1H	1956	U	C2-O2	-5.23	1.17	1.22
26	14	1616	A	C5-C4	5.23	1.42	1.38
26	1H	530	G	C8-N7	5.22	1.34	1.30
26	1H	2449	U	C4-O4	5.22	1.27	1.23
26	1H	471	A	N9-C4	-5.22	1.34	1.37
26	1H	1275	A	N7-C5	-5.22	1.36	1.39

Continued on next page...

Continued from previous page...

Mol	Chain	Res	Type	Atoms	Z	Observed(Å)	Ideal(Å)
26	1H	1510	A	N9-C4	5.22	1.41	1.37
27	16	115	G	N9-C8	5.22	1.41	1.37
26	1H	933	A	C6-N1	-5.22	1.31	1.35
23	2L	21	U	N1-C2	5.21	1.43	1.38
26	1H	610	C	N3-C4	-5.21	1.30	1.33
26	1H	179	G	N3-C4	-5.21	1.31	1.35
26	14	469	G	C6-O6	-5.21	1.19	1.24
26	14	2822	G	C8-N7	-5.21	1.27	1.30
26	1H	869	G	N1-C2	-5.21	1.33	1.37
26	1H	2072	G	C2-N2	5.20	1.39	1.34
26	1H	2508	G	N9-C4	-5.20	1.33	1.38
26	1H	609	A	C5-C6	-5.20	1.36	1.41
26	1H	664	C	C2-O2	-5.20	1.19	1.24
26	1H	787	U	C2-N3	-5.20	1.34	1.37
26	14	2278	A	N3-C4	-5.19	1.31	1.34
26	1H	1984	G	C6-N1	-5.19	1.35	1.39
26	1H	2322	A	N9-C4	-5.19	1.34	1.37
26	14	2713	A	N9-C8	5.19	1.41	1.37
26	1H	735	A	C5-C4	-5.18	1.35	1.38
26	1H	2239	G	C6-O6	-5.18	1.19	1.24
26	1H	2819	G	C5-C4	-5.18	1.34	1.38
26	1H	1815	A	N7-C5	-5.18	1.36	1.39
26	1H	1903	G	N9-C8	-5.18	1.34	1.37
26	14	2581	G	C6-N1	-5.17	1.35	1.39
26	1H	909	A	N3-C4	-5.17	1.31	1.34
1	13	974	A	N7-C5	-5.17	1.36	1.39
26	1H	912	C	N1-C6	-5.17	1.34	1.37
26	1H	2330	G	N7-C5	-5.16	1.36	1.39
26	1H	2537	U	N3-C4	-5.16	1.33	1.38
26	1H	796	C	C4-N4	-5.16	1.29	1.33
26	14	2581	G	C2-N2	-5.16	1.29	1.34
26	1H	1634	A	N7-C5	-5.15	1.36	1.39
26	14	2690	C	N1-C6	-5.15	1.34	1.37
26	1H	862	G	N3-C4	-5.15	1.31	1.35
26	1H	1026	U	C2-N3	5.15	1.41	1.37
27	16	81	G	N1-C2	5.15	1.41	1.37
30	29	151	TYR	CE2-CZ	5.15	1.45	1.38
26	14	1326	U	C2-N3	-5.14	1.34	1.37
26	1H	1782	C	N1-C2	5.14	1.45	1.40
26	1H	1593	G	C2-N3	-5.14	1.28	1.32
26	1H	202	U	C2-O2	5.14	1.26	1.22
26	1H	2457	U	C4-O4	-5.14	1.19	1.23

Continued on next page...

Continued from previous page...

Mol	Chain	Res	Type	Atoms	Z	Observed(Å)	Ideal(Å)
26	1H	798	G	N9-C4	-5.13	1.33	1.38
26	1H	663	G	N9-C8	-5.13	1.34	1.37
26	1H	956	G	C6-O6	5.13	1.28	1.24
26	1H	1957	C	N3-C4	-5.13	1.30	1.33
26	1H	2593	U	C2-N3	-5.13	1.34	1.37
26	1H	1246	A	N7-C5	-5.13	1.36	1.39
26	14	2213	U	N1-C2	5.13	1.43	1.38
26	14	1617	C	N1-C6	-5.12	1.34	1.37
26	1H	1916	A	N7-C5	-5.12	1.36	1.39
26	1H	1364	G	N1-C2	-5.12	1.33	1.37
26	14	1342	A	N3-C4	-5.11	1.31	1.34
26	1H	2018	G	C5-C6	-5.11	1.37	1.42
26	14	1313	U	C4-C5	-5.11	1.39	1.43
26	1H	1204	A	N7-C5	-5.11	1.36	1.39
26	1H	1785	A	N9-C8	-5.10	1.33	1.37
26	1H	1433	U	C4-O4	-5.10	1.19	1.23
26	1H	1803	A	N7-C5	-5.10	1.36	1.39
26	14	132	G	C8-N7	5.09	1.34	1.30
26	1H	1643	G	N9-C8	-5.09	1.34	1.37
26	14	1303	G	C6-N1	-5.09	1.35	1.39
26	1H	797	C	C2-N3	5.08	1.39	1.35
26	1H	1204	A	C5-C6	-5.08	1.36	1.41
26	14	974(A)	C	N1-C2	5.08	1.45	1.40
26	14	2379	G	C2-N3	5.08	1.36	1.32
26	1H	1295	C	N3-C4	-5.08	1.30	1.33
26	1H	1373	A	N7-C5	5.08	1.42	1.39
26	1H	1553	A	C5-C6	-5.08	1.36	1.41
26	14	932	G	N9-C4	-5.07	1.33	1.38
26	1H	119	A	N9-C8	-5.07	1.33	1.37
29	11	224	ALA	CA-CB	-5.07	1.41	1.52
26	14	1789	A	C5-C6	-5.06	1.36	1.41
26	14	1678	G	C2-N3	-5.06	1.28	1.32
22	1L	74	C	N1-C2	5.06	1.45	1.40
26	1H	528	A	N9-C8	5.06	1.41	1.37
26	14	1663	C	N3-C4	5.06	1.37	1.33
1	13	890	G	C5-C4	-5.06	1.34	1.38
26	1H	2708	G	C2-N3	5.05	1.36	1.32
26	14	2323	G	C6-O6	5.05	1.28	1.24
22	1K	76	A	C5-C4	5.05	1.42	1.38
26	1H	2577	A	N9-C8	-5.05	1.33	1.37
26	14	1241	A	C5-C6	-5.05	1.36	1.41
26	1H	2199	A	N9-C4	5.05	1.40	1.37

Continued on next page...

Continued from previous page...

Mol	Chain	Res	Type	Atoms	Z	Observed(Å)	Ideal(Å)
26	1H	82	G	C5-C4	-5.04	1.34	1.38
26	1H	1698	A	N9-C8	5.04	1.41	1.37
49	J8	93	GLU	CB-CG	5.04	1.61	1.52
26	14	2711	A	N9-C4	5.04	1.40	1.37
26	1H	119	A	N7-C5	-5.04	1.36	1.39
1	1G	690	G	N9-C4	-5.04	1.33	1.38
26	1H	1659	U	C2-O2	-5.04	1.17	1.22
26	14	733	G	N1-C2	-5.03	1.33	1.37
26	1H	1621	U	N1-C2	-5.03	1.34	1.38
26	14	1020	A	N9-C4	-5.03	1.34	1.37
26	1H	502	A	N9-C4	-5.03	1.34	1.37
26	1H	2490	G	C5-C6	-5.03	1.37	1.42
26	1H	676	A	N1-C2	5.03	1.38	1.34
1	13	690	G	N9-C8	5.02	1.41	1.37
1	13	1079	G	C2-N3	-5.02	1.28	1.32
26	1H	780	G	N9-C4	-5.02	1.33	1.38
26	14	2447	G	N7-C5	-5.02	1.36	1.39
26	1H	214	G	N9-C4	5.01	1.42	1.38
26	1H	2707	G	C8-N7	5.01	1.33	1.30
26	1H	765	G	N7-C5	5.01	1.42	1.39
26	1H	127	A	N9-C4	-5.01	1.34	1.37
26	1H	17	G	C5-C4	-5.00	1.34	1.38
26	14	2453	A	N9-C4	-5.00	1.34	1.37
26	1H	2005	A	N3-C4	-5.00	1.31	1.34
26	1H	866	A	N9-C4	5.00	1.40	1.37

All (9716) bond angle outliers are listed below:

Mol	Chain	Res	Type	Atoms	Z	Observed(°)	Ideal(°)
26	1H	1899	G	N3-C4-N9	-30.28	107.83	126.00
26	1H	945	A	N1-C6-N6	25.42	133.85	118.60
26	1H	2287	A	C2-N3-C4	-25.22	97.99	110.60
26	1H	1899	G	N3-C4-C5	25.13	141.17	128.60
26	1H	945	A	C6-C5-N7	-24.82	114.92	132.30
26	1H	1332	G	C2-N3-C4	-23.86	99.97	111.90
26	1H	676	A	C2-N3-C4	-23.43	98.89	110.60
26	1H	783	A	C2-N3-C4	-22.42	99.39	110.60
26	1H	1332	G	C5-N7-C8	-22.04	93.28	104.30
26	1H	1678	G	N3-C4-C5	21.92	139.56	128.60
26	14	1332	G	C6-C5-N7	-21.80	117.32	130.40
26	1H	1678	G	N3-C4-N9	-21.67	113.00	126.00
26	14	1786	A	C5-N7-C8	-21.11	93.35	103.90

Continued on next page...

Continued from previous page...

Mol	Chain	Res	Type	Atoms	Z	Observed(°)	Ideal(°)
26	1H	800	A	O5'-P-OP1	-20.81	85.73	110.70
26	1H	71	A	C2-N3-C4	-20.40	100.40	110.60
26	1H	783	A	C5-N7-C8	-20.32	93.74	103.90
26	1H	945	A	C5-N7-C8	-20.30	93.75	103.90
26	1H	2346	A	N1-C2-N3	20.27	139.43	129.30
26	1H	1332	G	C4-C5-N7	19.81	118.72	110.80
26	14	783	A	C2-N3-C4	-19.76	100.72	110.60
26	1H	1784	A	O5'-P-OP2	-19.41	87.40	110.70
26	1H	1678	G	C2-N3-C4	-19.30	102.25	111.90
26	1H	1382	G	C5-C6-O6	-19.21	117.07	128.60
26	1H	1698	A	C2-N3-C4	-19.15	101.03	110.60
26	14	2518	A	N1-C6-N6	19.12	130.07	118.60
26	1H	1786	A	C5-N7-C8	-18.94	94.43	103.90
26	1H	774	A	N3-C4-C5	18.83	139.98	126.80
26	1H	74	A	C2-N3-C4	-18.80	101.20	110.60
26	1H	621	A	C2-N3-C4	-18.75	101.23	110.60
26	14	1616	A	C5-N7-C8	-18.58	94.61	103.90
26	1H	2490	G	C5-N7-C8	-18.58	95.01	104.30
26	1H	576	U	N3-C2-O2	-18.55	109.21	122.20
1	13	792	A	C5-N7-C8	-18.52	94.64	103.90
26	1H	2430	A	C2-N3-C4	-18.50	101.35	110.60
26	1H	1786	A	C2-N3-C4	-18.43	101.38	110.60
26	14	783	A	N1-C6-N6	18.39	129.63	118.60
26	1H	252	G	O5'-P-OP2	-18.31	88.73	110.70
26	1H	216	A	O5'-P-OP1	-18.16	88.91	110.70
26	14	945	A	C2-N3-C4	-18.15	101.53	110.60
26	1H	1332	G	N3-C4-C5	17.98	137.59	128.60
26	14	786	C	O5'-P-OP2	-17.98	89.12	110.70
26	14	945	A	N1-C6-N6	17.94	129.36	118.60
26	14	1786	A	C2-N3-C4	-17.91	101.65	110.60
26	1H	2430	A	N3-C4-C5	17.87	139.31	126.80
26	1H	1678	G	C5-N7-C8	-17.79	95.41	104.30
26	1H	1603	A	O5'-P-OP1	-17.79	89.36	110.70
26	14	1899	G	N1-C2-N2	-17.70	100.27	116.20
26	1H	945	A	C4-C5-C6	17.60	125.80	117.00
26	1H	1950	G	C2-N3-C4	-17.57	103.11	111.90
26	1H	576	U	C5-C4-O4	17.54	136.43	125.90
26	1H	1899	G	C2-N3-C4	-17.49	103.15	111.90
26	1H	1616	A	C5-N7-C8	-17.45	95.18	103.90
26	1H	793	A	O5'-P-OP2	-17.37	89.85	110.70
26	1H	2430	A	N3-C4-N9	-17.37	113.50	127.40
26	1H	2713	A	C2-N3-C4	-17.29	101.96	110.60

Continued on next page...

Continued from previous page...

Mol	Chain	Res	Type	Atoms	Z	Observed(°)	Ideal(°)
26	1H	1786	A	N7-C8-N9	17.27	122.44	113.80
26	1H	1950	G	N3-C4-N9	-17.23	115.66	126.00
26	14	1332	G	C5-N7-C8	-17.18	95.71	104.30
26	1H	783	A	N7-C8-N9	17.16	122.38	113.80
26	14	1786	A	N7-C8-N9	17.15	122.38	113.80
26	1H	945	A	C4-C5-N7	17.15	119.27	110.70
26	14	1332	G	N1-C6-O6	17.14	130.19	119.90
26	14	528	A	C2-N3-C4	-17.12	102.04	110.60
26	14	2430	A	C2-N3-C4	-16.95	102.13	110.60
26	1H	576	U	N1-C2-N3	16.76	124.96	114.90
26	14	1332	G	C4-C5-N7	16.68	117.47	110.80
26	1H	774	A	N3-C4-N9	-16.65	114.08	127.40
26	1H	945	A	N7-C8-N9	16.65	122.12	113.80
26	1H	676	A	N3-C4-C5	16.62	138.43	126.80
26	1H	2713	A	C5-N7-C8	-16.59	95.61	103.90
26	14	1698	A	N1-C6-N6	16.57	128.54	118.60
26	1H	2490	G	C4-C5-N7	16.55	117.42	110.80
26	1H	1428	C	O5'-P-OP1	-16.54	90.81	105.70
26	14	2287	A	C2-N3-C4	-16.47	102.37	110.60
26	1H	2392	A	C5-N7-C8	-16.46	95.67	103.90
26	1H	1204	A	C2-N3-C4	-16.40	102.40	110.60
26	1H	1950	G	N3-C4-C5	16.31	136.76	128.60
26	14	1899	G	N3-C2-N2	16.31	131.32	119.90
26	14	1332	G	N7-C8-N9	16.25	121.22	113.10
26	14	783	A	C5-N7-C8	-16.23	95.79	103.90
26	1H	945	A	C2-N3-C4	-16.20	102.50	110.60
26	1H	676	A	N3-C4-N9	-16.19	114.45	127.40
26	14	74	A	C2-N3-C4	-16.14	102.53	110.60
26	1H	1899	G	N3-C2-N2	-16.01	108.69	119.90
26	1H	2490	G	N7-C8-N9	16.00	121.10	113.10
26	1H	617	G	O5'-P-OP2	-15.96	91.33	105.70
26	1H	967	C	O5'-P-OP2	-15.95	91.34	105.70
26	1H	1931	U	N3-C2-O2	-15.94	111.04	122.20
26	14	945	A	C6-C5-N7	-15.94	121.15	132.30
26	14	1816	G	O5'-P-OP1	-15.94	91.36	105.70
26	1H	784	A	O5'-P-OP1	-15.78	91.50	105.70
26	1H	1950	G	C5-N7-C8	-15.72	96.44	104.30
26	1H	1781	C	C6-N1-C2	15.70	126.58	120.30
1	13	792	A	C4-C5-N7	15.64	118.52	110.70
26	14	1812	A	O5'-P-OP2	-15.64	91.63	105.70
26	14	1332	G	C2-N3-C4	-15.55	104.12	111.90
26	14	963	U	O5'-P-OP1	-15.55	91.71	105.70

Continued on next page...

Continued from previous page...

Mol	Chain	Res	Type	Atoms	Z	Observed(°)	Ideal(°)
26	1H	1021	A	C2-N3-C4	-15.51	102.85	110.60
26	1H	140	A	C5-N7-C8	-15.47	96.17	103.90
26	14	1950	G	N3-C4-N9	-15.47	116.72	126.00
26	14	330	A	C2-N3-C4	-15.46	102.87	110.60
26	1H	1382	G	N1-C6-O6	15.46	129.17	119.90
26	1H	1994	C	O5'-P-OP2	-15.45	91.80	105.70
26	1H	621	A	C5-N7-C8	-15.40	96.20	103.90
26	1H	1660	C	N3-C4-N4	-15.31	107.28	118.00
26	14	1698	A	C6-C5-N7	-15.28	121.60	132.30
26	1H	1332	G	N1-C6-O6	15.28	129.07	119.90
26	1H	783	A	N1-C6-N6	15.25	127.75	118.60
26	1H	783	A	C8-N9-C4	-15.23	99.71	105.80
26	1H	917	A	C2-N3-C4	-15.21	103.00	110.60
26	1H	1332	G	N7-C8-N9	15.19	120.70	113.10
26	14	2329	G	C5-C6-O6	-15.10	119.54	128.60
26	1H	1376	C	O5'-P-OP1	-15.08	92.12	105.70
26	14	2518	A	C6-C5-N7	-15.03	121.78	132.30
24	3K	76	A	C5-N7-C8	-15.02	96.39	103.90
26	14	1829	A	O5'-P-OP1	-15.00	92.20	105.70
26	14	2873	A	N1-C2-N3	15.00	136.80	129.30
26	1H	1829	A	O5'-P-OP1	-14.98	92.22	105.70
26	1H	2311	A	C2-N3-C4	-14.97	103.11	110.60
26	14	1678	G	C5-N7-C8	-14.97	96.81	104.30
26	14	2873	A	N7-C8-N9	14.87	121.24	113.80
26	14	1899	G	C6-C5-N7	-14.87	121.48	130.40
26	14	530	G	C4-C5-N7	14.69	116.68	110.80
26	1H	676	A	C5-N7-C8	-14.64	96.58	103.90
26	1H	1496	A	C5-N7-C8	-14.62	96.59	103.90
26	14	1614	A	C2-N3-C4	-14.61	103.29	110.60
26	14	2248	C	O5'-P-OP2	-14.61	92.56	105.70
26	1H	1970	A	O5'-P-OP2	-14.55	92.60	105.70
26	1H	2287	A	N3-C4-C5	14.47	136.93	126.80
26	1H	138	G	C5-N7-C8	-14.45	97.07	104.30
26	14	1786	A	C4-C5-N7	14.44	117.92	110.70
26	14	1616	A	N7-C8-N9	14.41	121.00	113.80
26	1H	2346	A	C8-N9-C4	-14.38	100.05	105.80
26	1H	576	U	N3-C4-O4	-14.37	109.34	119.40
26	14	1835	G	O5'-P-OP1	-14.36	92.78	105.70
26	1H	740	U	O5'-P-OP2	-14.33	92.80	105.70
26	14	1312	U	O5'-P-OP1	-14.32	92.81	105.70
26	14	783	A	C6-C5-N7	-14.31	122.28	132.30
26	1H	1971	A	O5'-P-OP1	-14.30	92.83	105.70

Continued on next page...

Continued from previous page...

Mol	Chain	Res	Type	Atoms	Z	Observed(°)	Ideal(°)
26	1H	1255	U	N3-C4-O4	14.29	129.40	119.40
26	14	774	A	N3-C4-C5	14.28	136.80	126.80
26	14	835	A	O5'-P-OP2	-14.28	92.85	105.70
26	1H	140	A	N7-C8-N9	14.27	120.93	113.80
26	1H	913	U	O5'-P-OP2	-14.21	92.91	105.70
26	14	2873	A	C6-C5-N7	-14.20	122.36	132.30
26	1H	774	A	C2-N3-C4	-14.19	103.50	110.60
26	14	2430	A	N1-C6-N6	14.20	127.12	118.60
26	1H	1129	A	O5'-P-OP2	-14.18	92.94	105.70
26	1H	1349	A	O5'-P-OP1	-14.09	93.02	105.70
26	1H	1496	A	N1-C6-N6	14.03	127.02	118.60
26	1H	586	A	O5'-P-OP1	-14.03	93.07	105.70
26	14	2430	A	C5-N7-C8	-14.01	96.90	103.90
26	1H	2346	A	N7-C8-N9	13.94	120.77	113.80
26	1H	783	A	C4-C5-N7	13.90	117.65	110.70
26	14	783	A	C4-C5-N7	13.89	117.64	110.70
26	1H	1899	G	N9-C4-C5	13.88	110.95	105.40
26	14	1698	A	C2-N3-C4	-13.85	103.67	110.60
26	1H	1698	A	C5-N7-C8	-13.79	97.01	103.90
26	14	828	U	C5-C4-O4	13.78	134.17	125.90
26	1H	678	C	N3-C4-C5	13.77	127.41	121.90
26	14	819	A	O5'-P-OP1	-13.74	93.33	105.70
26	1H	589	C	O5'-P-OP2	-13.72	93.35	105.70
26	1H	2710	C	C6-N1-C2	13.72	125.79	120.30
26	14	1342	A	N1-C2-N3	13.72	136.16	129.30
26	1H	783	A	C6-C5-N7	-13.70	122.71	132.30
26	1H	2346	A	C4-C5-C6	13.70	123.85	117.00
26	1H	1616	A	C4-C5-N7	13.69	117.54	110.70
26	1H	2276	G	N3-C2-N2	-13.68	110.33	119.90
26	1H	2346	A	C6-C5-N7	-13.66	122.73	132.30
26	14	1602	U	O5'-P-OP2	13.66	127.10	110.70
26	1H	1496	A	N7-C8-N9	13.66	120.63	113.80
26	1H	751	A	O5'-P-OP1	-13.66	93.41	105.70
26	14	774	A	N3-C4-N9	-13.63	116.50	127.40
1	13	1502	A	N1-C6-N6	13.60	126.76	118.60
26	14	1678	G	N3-C4-N9	-13.59	117.85	126.00
26	1H	2346	A	O4'-C1'-N9	13.57	119.06	108.20
26	1H	1931	U	C5-C4-O4	13.57	134.04	125.90
26	14	1950	G	N3-C4-C5	13.56	135.38	128.60
26	1H	71	A	C5-N7-C8	-13.56	97.12	103.90
26	1H	2392	A	N7-C8-N9	13.48	120.54	113.80
26	14	1616	A	C4-C5-N7	13.46	117.43	110.70

Continued on next page...

Continued from previous page...

Mol	Chain	Res	Type	Atoms	Z	Observed(°)	Ideal(°)
26	14	2253	G	N1-C6-O6	13.45	127.97	119.90
1	13	1502	A	C5-N7-C8	-13.44	97.18	103.90
26	1H	621	A	N1-C6-N6	13.43	126.66	118.60
26	1H	2287	A	N1-C6-N6	13.42	126.65	118.60
26	1H	1325	G	C5-C6-O6	-13.38	120.57	128.60
26	1H	2584	U	N3-C2-O2	-13.37	112.84	122.20
26	14	1614	A	N1-C2-N3	13.34	135.97	129.30
1	13	1502	A	C4-C5-N7	13.31	117.36	110.70
26	14	2714	G	O5'-P-OP2	-13.29	93.74	105.70
26	1H	2712	U	C5-C4-O4	-13.26	117.94	125.90
26	14	1396	U	O5'-P-OP1	-13.26	93.77	105.70
26	14	1932	A	O5'-P-OP1	-13.25	93.77	105.70
1	13	1195	C	C6-N1-C2	-13.25	115.00	120.30
26	1H	2430	A	O5'-P-OP2	-13.25	93.78	105.70
26	1H	774	A	C5-N7-C8	-13.24	97.28	103.90
1	13	792	A	N1-C6-N6	13.21	126.53	118.60
26	14	2092	U	C5-C4-O4	13.21	133.83	125.90
26	1H	770	G	O5'-P-OP1	-13.21	93.81	105.70
26	1H	1021	A	C5-N7-C8	-13.19	97.30	103.90
26	14	1249	U	O5'-P-OP1	-13.19	93.83	105.70
26	14	2713	A	C5-N7-C8	-13.19	97.31	103.90
26	1H	915	C	N1-C2-O2	13.17	126.80	118.90
26	1H	1496	A	C4-C5-N7	13.15	117.28	110.70
26	14	1678	G	N3-C4-C5	13.15	135.18	128.60
26	1H	1332	G	C6-C5-N7	-13.13	122.52	130.40
26	14	1678	G	C2-N3-C4	-13.12	105.34	111.90
26	14	2477	C	N1-C2-O2	13.12	126.77	118.90
26	1H	2392	A	C4-C5-N7	13.11	117.25	110.70
26	1H	783	A	N1-C2-N3	13.09	135.84	129.30
26	1H	2504	U	O5'-P-OP2	-13.09	93.92	105.70
26	14	676	A	C2-N3-C4	-13.08	104.06	110.60
26	1H	1204	A	N1-C2-N3	13.07	135.83	129.30
26	1H	679	C	C6-N1-C2	13.05	125.52	120.30
26	1H	1396	U	O5'-P-OP1	-13.04	93.96	105.70
26	14	2542	A	C8-N9-C4	13.02	111.01	105.80
1	13	1502	A	C6-C5-N7	-13.01	123.19	132.30
26	1H	944	G	O5'-P-OP2	-13.00	94.00	105.70
24	3K	76	A	N7-C8-N9	12.99	120.29	113.80
26	1H	945	A	C5-C6-N6	-12.98	113.31	123.70
26	1H	1784	A	O5'-P-OP1	12.98	126.27	110.70
26	1H	2287	A	C5-C6-N1	-12.94	111.23	117.70
26	1H	945	A	N1-C2-N3	12.92	135.76	129.30

Continued on next page...

Continued from previous page...

Mol	Chain	Res	Type	Atoms	Z	Observed(°)	Ideal(°)
26	1H	2713	A	N7-C8-N9	12.91	120.26	113.80
26	14	530	G	C2-N3-C4	-12.89	105.46	111.90
26	1H	1616	A	N7-C8-N9	12.88	120.24	113.80
26	1H	2490	G	C6-C5-N7	-12.86	122.69	130.40
26	14	2873	A	C5-N7-C8	-12.84	97.48	103.90
26	1H	1676	A	O5'-P-OP2	-12.81	94.17	105.70
26	1H	1786	A	C8-N9-C4	-12.80	100.68	105.80
26	14	2023	G	O5'-P-OP2	-12.78	94.19	105.70
1	13	792	A	C2-N3-C4	-12.76	104.22	110.60
26	14	2392	A	C2-N3-C4	-12.76	104.22	110.60
26	14	774	A	C2-N3-C4	-12.74	104.23	110.60
26	14	530	G	N1-C6-O6	12.73	127.54	119.90
26	1H	966	G	N1-C6-O6	-12.72	112.27	119.90
26	1H	2713	A	N1-C6-N6	12.70	126.22	118.60
26	14	2518	A	C5-N7-C8	-12.70	97.55	103.90
26	1H	49	A	O5'-P-OP2	-12.68	94.29	105.70
26	1H	329	G	O5'-P-OP2	-12.62	94.35	105.70
26	1H	2591	C	N1-C2-O2	-12.58	111.35	118.90
26	14	2253	G	C5-C6-O6	-12.58	121.05	128.60
26	1H	774	A	C6-N1-C2	12.56	126.14	118.60
26	14	2430	A	N3-C4-C5	12.54	135.58	126.80
26	14	1993	U	O5'-P-OP1	-12.53	94.43	105.70
26	14	1678	G	N7-C8-N9	12.52	119.36	113.10
26	1H	1950	G	N7-C8-N9	12.50	119.35	113.10
26	1H	2390	U	O5'-P-OP1	-12.49	94.46	105.70
24	3L	76	A	C5-N7-C8	-12.48	97.66	103.90
26	1H	1678	G	N7-C8-N9	12.46	119.33	113.10
26	1H	1786	A	C5-C6-N1	-12.46	111.47	117.70
26	14	205	G	O5'-P-OP2	-12.45	94.50	105.70
26	1H	195	A	N1-C6-N6	12.44	126.06	118.60
26	1H	196	A	N7-C8-N9	12.43	120.02	113.80
26	14	510	C	O5'-P-OP2	-12.42	94.52	105.70
26	1H	1528	A	C8-N9-C4	-12.42	100.83	105.80
26	1H	1678	G	C4-C5-N7	12.42	115.77	110.80
1	13	328	C	O5'-P-OP1	-12.42	94.52	105.70
26	14	2688	U	C5-C4-O4	12.41	133.34	125.90
26	1H	111	A	O5'-P-OP2	-12.38	94.56	105.70
26	14	2518	A	C2-N3-C4	-12.38	104.41	110.60
26	14	1496	A	N7-C8-N9	12.34	119.97	113.80
26	1H	787	U	O5'-P-OP2	-12.34	94.60	105.70
1	13	690	G	C6-C5-N7	-12.32	123.01	130.40
26	1H	2346	A	C2-N3-C4	-12.31	104.44	110.60

Continued on next page...

Continued from previous page...

Mol	Chain	Res	Type	Atoms	Z	Observed(°)	Ideal(°)
26	1H	1255	U	N3-C4-C5	-12.30	107.22	114.60
26	1H	774	A	C4-C5-N7	12.30	116.85	110.70
1	13	884	U	O5'-P-OP2	-12.29	94.64	105.70
26	14	1899	G	C2-N3-C4	-12.30	105.75	111.90
26	14	2873	A	C2-N3-C4	-12.29	104.45	110.60
26	1H	1589	C	O5'-P-OP2	12.29	125.45	110.70
26	14	829	A	O5'-P-OP2	-12.27	94.65	105.70
26	14	945	A	N1-C2-N3	12.27	135.44	129.30
26	1H	930	U	C5-C4-O4	12.26	133.25	125.90
26	1H	1274	A	O5'-P-OP1	-12.25	94.67	105.70
26	1H	2490	G	C8-N9-C4	-12.25	101.50	106.40
26	14	835	A	O5'-P-OP1	12.24	125.39	110.70
26	14	2688	U	N3-C2-O2	-12.24	113.63	122.20
26	14	2430	A	C5-C6-N1	-12.22	111.59	117.70
26	14	733	G	N3-C4-N9	12.20	133.32	126.00
26	1H	1558	A	O5'-P-OP1	-12.19	94.72	105.70
26	14	2346	A	N1-C2-N3	12.18	135.39	129.30
26	1H	1210	A	C2-N3-C4	-12.18	104.51	110.60
26	14	528	A	N1-C2-N3	12.17	135.39	129.30
26	1H	2713	A	C4-C5-N7	12.17	116.78	110.70
26	14	621	A	C2-N3-C4	-12.16	104.52	110.60
26	1H	2392	A	C2-N3-C4	-12.15	104.53	110.60
26	14	1899	G	C4-C5-N7	12.14	115.66	110.80
26	1H	2688	U	N3-C2-O2	-12.14	113.70	122.20
26	14	140	A	C5-N7-C8	-12.14	97.83	103.90
1	13	1266	G	N1-C6-O6	12.13	127.18	119.90
26	1H	908	C	O5'-P-OP2	-12.13	94.78	105.70
26	1H	1424	G	O5'-P-OP2	-12.13	94.78	105.70
26	14	71	A	C5-N7-C8	-12.13	97.84	103.90
26	14	632	A	O5'-P-OP2	12.13	125.25	110.70
26	1H	1332	G	N3-C4-N9	-12.10	118.74	126.00
26	1H	2712	U	C2-N3-C4	-12.10	119.74	127.00
1	13	529	G	N1-C6-O6	12.09	127.15	119.90
26	1H	805	G	O5'-P-OP1	-12.08	94.83	105.70
26	14	2700	C	C6-N1-C2	12.07	125.13	120.30
26	1H	913	U	N1-C2-O2	12.06	131.24	122.80
26	1H	2430	A	C5-C6-N1	-12.05	111.67	117.70
26	1H	330	A	C2-N3-C4	-12.04	104.58	110.60
26	1H	2248	C	N3-C4-N4	-12.03	109.58	118.00
26	1H	1496	A	C6-C5-N7	-12.03	123.88	132.30
26	14	1342	A	C2-N3-C4	-12.02	104.59	110.60
26	1H	129	C	C5-C4-N4	-12.00	111.80	120.20

Continued on next page...

Continued from previous page...

Mol	Chain	Res	Type	Atoms	Z	Observed(°)	Ideal(°)
26	14	2357	U	O5'-P-OP2	-11.99	94.91	105.70
26	1H	528	A	N3-C4-C5	11.98	135.18	126.80
26	14	2490	G	N7-C8-N9	11.96	119.08	113.10
26	1H	621	A	C4-C5-N7	11.96	116.68	110.70
26	14	530	G	C6-C5-N7	-11.93	123.24	130.40
26	14	1616	A	C2-N3-C4	-11.91	104.64	110.60
1	13	892	A	N1-C6-N6	11.90	125.74	118.60
1	13	971	G	O5'-P-OP2	-11.90	94.99	105.70
26	1H	1931	U	N1-C2-N3	11.90	122.04	114.90
26	14	2591	C	N1-C2-O2	-11.88	111.77	118.90
1	13	792	A	N7-C8-N9	11.87	119.73	113.80
23	2K	61	U	O5'-P-OP2	-11.87	95.02	105.70
26	14	2490	G	C5-N7-C8	-11.86	98.37	104.30
26	14	508	G	O5'-P-OP1	-11.85	95.03	105.70
26	14	1786	A	C6-C5-N7	-11.84	124.01	132.30
26	14	1786	A	N1-C6-N6	11.84	125.70	118.60
26	14	744	G	O5'-P-OP2	-11.84	95.05	105.70
26	1H	621	A	N7-C8-N9	11.83	119.72	113.80
26	1H	491	G	O5'-P-OP1	-11.82	95.06	105.70
26	14	2331	G	C5-C6-O6	-11.82	121.51	128.60
1	13	792	A	C6-C5-N7	-11.79	124.04	132.30
26	1H	1142(A)	A	C2-N3-C4	-11.79	104.71	110.60
26	1H	1308	A	C8-N9-C4	-11.78	101.09	105.80
26	1H	2712	U	C2-N1-C1'	11.76	131.81	117.70
31	31	74	ARG	NE-CZ-NH1	11.76	126.18	120.30
26	14	694	U	O5'-P-OP2	-11.75	95.13	105.70
26	1H	138	G	C4-C5-N7	11.73	115.49	110.80
26	14	778	G	N1-C6-O6	-11.73	112.86	119.90
26	1H	2330	G	N1-C6-O6	11.73	126.94	119.90
26	1H	1021	A	N7-C8-N9	11.72	119.66	113.80
1	13	1502	A	C2-N3-C4	-11.72	104.74	110.60
26	1H	1382	G	C4-C5-N7	11.71	115.48	110.80
26	14	2073	C	N1-C2-O2	-11.71	111.88	118.90
26	1H	138	G	N7-C8-N9	11.70	118.95	113.10
26	1H	120	U	C5-C6-N1	-11.68	116.86	122.70
1	1G	60	A	C8-N9-C4	11.68	110.47	105.80
26	1H	1786	A	C4-C5-N7	11.67	116.54	110.70
26	1H	621	A	N1-C2-N3	11.66	135.13	129.30
26	1H	71	A	C4-C5-N7	11.65	116.53	110.70
26	14	2518	A	C4-C5-N7	11.64	116.52	110.70
26	1H	530	G	N3-C4-N9	-11.62	119.03	126.00
26	14	528	A	N1-C6-N6	11.62	125.57	118.60

Continued on next page...

Continued from previous page...

Mol	Chain	Res	Type	Atoms	Z	Observed(°)	Ideal(°)
26	14	1678	G	C8-N9-C4	-11.60	101.76	106.40
26	1H	788	A	N9-C4-C5	-11.60	101.16	105.80
1	1G	1322	C	N1-C2-O2	11.59	125.85	118.90
26	1H	179	G	N1-C6-O6	11.58	126.85	119.90
26	1H	370	G	O5'-P-OP2	-11.57	95.29	105.70
26	1H	1271	G	O5'-P-OP2	-11.57	95.29	105.70
26	14	2256	G	O5'-P-OP2	-11.56	95.30	105.70
26	1H	1899	G	C8-N9-C1'	11.54	142.00	127.00
26	1H	528	A	C6-N1-C2	11.53	125.52	118.60
26	14	467	G	O5'-P-OP2	-11.53	95.33	105.70
26	1H	71	A	N3-C4-C5	11.51	134.86	126.80
26	1H	2700	C	C5-C4-N4	-11.51	112.14	120.20
1	13	1335	C	C6-N1-C2	11.50	124.90	120.30
26	14	2688	U	N1-C2-N3	11.50	121.80	114.90
26	14	669	G	O5'-P-OP2	-11.49	95.36	105.70
26	14	1616	A	N1-C6-N6	11.48	125.49	118.60
26	1H	1698	A	N3-C4-C5	11.48	134.84	126.80
26	1H	1204	A	O4'-C1'-N9	11.47	117.38	108.20
24	3K	76	A	N1-C6-N6	11.47	125.48	118.60
26	1H	729	G	C8-N9-C4	-11.47	101.81	106.40
26	1H	528	A	N3-C4-N9	-11.45	118.24	127.40
26	14	2542	A	N7-C8-N9	-11.44	108.08	113.80
1	13	792	A	O4'-C1'-N9	11.43	117.34	108.20
26	1H	1416	G	O5'-P-OP2	-11.43	95.41	105.70
27	16	81	G	C5-N7-C8	-11.43	98.59	104.30
26	1H	860	U	C4-C5-C6	11.43	126.56	119.70
26	1H	1955	U	C5-C6-N1	-11.42	116.99	122.70
26	14	1566	A	N1-C6-N6	11.41	125.44	118.60
24	3K	76	A	C4-C5-N7	11.40	116.40	110.70
26	14	2282	G	O5'-P-OP1	-11.39	95.45	105.70
26	14	974(A)	C	N1-C2-O2	11.38	125.73	118.90
26	14	687	C	O5'-P-OP1	-11.38	95.46	105.70
1	13	1369	C	O5'-P-OP2	-11.38	95.46	105.70
26	14	2873	A	C4-C5-C6	11.38	122.69	117.00
26	1H	754	C	N1-C2-O2	-11.38	112.07	118.90
26	1H	120	U	C4-C5-C6	11.38	126.53	119.70
26	1H	1950	G	C8-N9-C4	-11.38	101.85	106.40
26	1H	1835	G	O5'-P-OP1	-11.37	95.46	105.70
26	1H	1600	C	O5'-P-OP2	-11.37	95.47	105.70
26	1H	865	C	O5'-P-OP2	11.37	124.34	110.70
24	3L	76	A	N1-C6-N6	11.37	125.42	118.60
26	14	1496	A	C5-N7-C8	-11.37	98.22	103.90

Continued on next page...

Continued from previous page...

Mol	Chain	Res	Type	Atoms	Z	Observed(°)	Ideal(°)
26	14	1950	G	C5-N7-C8	-11.37	98.62	104.30
26	14	140	A	N7-C8-N9	11.36	119.48	113.80
26	1H	121	G	C5-C6-O6	-11.35	121.79	128.60
26	1H	2326	C	O5'-P-OP1	-11.33	95.50	105.70
26	14	733	G	N3-C4-C5	-11.32	122.94	128.60
26	14	463	G	O5'-P-OP2	-11.31	95.52	105.70
26	1H	324	A	O5'-P-OP2	11.28	124.24	110.70
26	14	148	C	C6-N1-C2	11.28	124.81	120.30
26	14	2490	G	C4-C5-N7	11.28	115.31	110.80
1	13	966	G	C5-C6-O6	-11.27	121.84	128.60
26	1H	1786	A	C6-C5-N7	-11.24	124.43	132.30
26	14	945	A	C4-C5-C6	11.24	122.62	117.00
26	14	1440	G	O5'-P-OP2	-11.23	95.59	105.70
26	1H	1940	U	O5'-P-OP2	-11.23	95.59	105.70
26	14	2477	C	N3-C2-O2	-11.22	114.05	121.90
26	14	922	U	O5'-P-OP1	-11.22	95.61	105.70
1	13	760	G	N1-C6-O6	11.19	126.61	119.90
26	1H	140	A	N1-C6-N6	11.19	125.31	118.60
26	1H	638	G	O5'-P-OP1	-11.18	95.64	105.70
26	14	312	G	O5'-P-OP1	-11.17	95.64	105.70
26	14	783	A	N7-C8-N9	11.16	119.38	113.80
26	1H	129	C	C2-N3-C4	-11.15	114.32	119.90
26	14	1325	G	O5'-P-OP2	11.15	124.08	110.70
26	14	2713	A	C2-N3-C4	-11.15	105.02	110.60
26	1H	2330	G	C6-C5-N7	-11.15	123.71	130.40
26	14	621	A	C5-N7-C8	-11.15	98.33	103.90
26	1H	1528	A	N7-C8-N9	11.14	119.37	113.80
26	1H	2490	G	C2-N3-C4	-11.13	106.33	111.90
26	1H	2688	U	C5-C4-O4	11.12	132.57	125.90
27	1J	114	G	C8-N9-C4	11.13	110.85	106.40
26	14	2873	A	N1-C6-N6	11.12	125.27	118.60
26	1H	774	A	C4-C5-C6	-11.11	111.45	117.00
26	1H	987	G	O5'-P-OP2	11.11	124.03	110.70
26	14	197	A	C5-C6-N6	-11.11	114.81	123.70
26	14	669	G	OP1-P-OP2	11.11	136.26	119.60
26	1H	2379	G	C5-C6-O6	-11.10	121.94	128.60
26	14	773	U	C5-C6-N1	-11.09	117.16	122.70
26	1H	214	G	C8-N9-C4	-11.08	101.97	106.40
26	1H	1813	G	O5'-P-OP1	-11.07	95.73	105.70
26	14	945	A	C4-C5-N7	11.07	116.23	110.70
26	1H	210	C	C5-C6-N1	-11.06	115.47	121.00
1	13	1502	A	O5'-P-OP2	-11.05	95.75	105.70

Continued on next page...

Continued from previous page...

Mol	Chain	Res	Type	Atoms	Z	Observed(°)	Ideal(°)
26	1H	1022	G	N9-C4-C5	11.05	109.82	105.40
26	1H	683	C	C5-C4-N4	-11.04	112.47	120.20
26	1H	770	G	O5'-P-OP2	11.04	123.95	110.70
26	1H	2392	A	N1-C6-N6	11.04	125.23	118.60
26	1H	2703	C	C6-N1-C2	-11.04	115.88	120.30
26	1H	324	A	O5'-P-OP1	-11.03	95.77	105.70
26	1H	2555	U	N1-C2-O2	-11.03	115.08	122.80
26	14	1204	A	C2-N3-C4	-11.02	105.09	110.60
26	14	1332	G	C4-N9-C1'	11.02	140.82	126.50
26	14	2713	A	N7-C8-N9	11.02	119.31	113.80
26	14	2078	C	O5'-P-OP2	11.01	123.92	110.70
26	1H	124	G	N1-C6-O6	11.01	126.50	119.90
26	14	2297	C	O5'-P-OP1	-11.01	95.80	105.70
26	1H	528	A	C5-C6-N1	-11.00	112.20	117.70
26	1H	1496	A	C8-N9-C4	-10.98	101.41	105.80
26	14	1321	A	C8-N9-C4	10.98	110.19	105.80
26	14	1899	G	N7-C8-N9	10.98	118.59	113.10
26	14	212	G	O5'-P-OP2	-10.96	95.83	105.70
26	1H	254	G	C5-C6-O6	-10.96	122.02	128.60
26	1H	2287	A	C5-N7-C8	-10.96	98.42	103.90
26	14	2371	G	N9-C4-C5	-10.95	101.02	105.40
26	1H	1558	A	C2-N3-C4	-10.95	105.13	110.60
26	1H	2425	A	O5'-P-OP2	-10.94	95.85	105.70
26	1H	140	A	C6-C5-N7	-10.94	124.65	132.30
24	3L	76	A	N7-C8-N9	10.93	119.27	113.80
26	1H	2073	C	N1-C2-O2	-10.93	112.34	118.90
26	1H	140	A	C4-C5-N7	10.93	116.16	110.70
26	1H	1767	C	O5'-P-OP1	-10.92	95.87	105.70
26	1H	2751	G	C8-N9-C1'	-10.92	112.80	127.00
26	1H	1698	A	N3-C4-N9	-10.91	118.67	127.40
26	1H	845	G	N3-C4-N9	-10.91	119.46	126.00
26	1H	966	G	C5-C6-O6	10.91	135.14	128.60
26	1H	2346	A	C4-N9-C1'	10.89	145.91	126.30
26	14	1616	A	C6-C5-N7	-10.88	124.68	132.30
26	1H	66	C	C6-N1-C2	-10.88	115.95	120.30
26	14	829	A	OP1-P-OP2	10.88	135.92	119.60
26	14	1698	A	C4-C5-C6	10.88	122.44	117.00
26	1H	1325	G	N1-C6-O6	10.88	126.43	119.90
26	1H	1678	G	C8-N9-C4	-10.88	102.05	106.40
26	1H	2502	G	C8-N9-C4	-10.87	102.05	106.40
26	1H	121	G	C5-C6-N1	10.85	116.93	111.50
26	14	2681	C	N3-C4-N4	-10.85	110.41	118.00

Continued on next page...

Continued from previous page...

Mol	Chain	Res	Type	Atoms	Z	Observed(°)	Ideal(°)
1	13	757	U	O5'-P-OP2	-10.83	95.95	105.70
26	14	2430	A	O5'-P-OP2	10.83	123.69	110.70
26	14	2713	A	N1-C6-N6	10.82	125.09	118.60
26	1H	1332	G	C5-C6-O6	-10.81	122.11	128.60
26	14	1784	A	O5'-P-OP2	-10.81	95.97	105.70
26	14	793	A	O5'-P-OP2	-10.80	95.98	105.70
26	1H	140	A	C8-N9-C4	-10.79	101.48	105.80
26	14	71	A	C2-N3-C4	-10.79	105.20	110.60
26	1H	205	G	O5'-P-OP2	-10.79	95.99	105.70
26	1H	1759	A	O5'-P-OP1	-10.78	96.00	105.70
26	1H	1308	A	N1-C2-N3	10.78	134.69	129.30
26	14	1284	A	O5'-P-OP2	-10.78	96.00	105.70
26	1H	245	G	N1-C6-O6	10.77	126.36	119.90
26	1H	621	A	C6-C5-N7	-10.77	124.76	132.30
26	1H	451	C	N1-C2-O2	-10.77	112.44	118.90
26	1H	821	A	O5'-P-OP2	-10.76	96.01	105.70
26	1H	2503	A	OP1-P-OP2	-10.76	103.47	119.60
26	1H	51	G	O5'-P-OP1	-10.75	96.03	105.70
27	16	81	G	C4-C5-N7	10.75	115.10	110.80
26	14	913	U	O5'-P-OP2	-10.75	96.03	105.70
26	1H	806	C	N3-C4-C5	10.74	126.20	121.90
1	1G	1502	A	C5-N7-C8	-10.74	98.53	103.90
26	14	2873	A	C8-N9-C4	-10.74	101.50	105.80
26	1H	196	A	C8-N9-C4	-10.74	101.50	105.80
26	1H	2085	C	O5'-P-OP2	-10.73	96.04	105.70
26	1H	318	C	O5'-P-OP1	-10.72	96.05	105.70
26	14	1678	G	C4-C5-N7	10.72	115.09	110.80
26	1H	138	G	C8-N9-C4	-10.72	102.11	106.40
26	1H	2751	G	N3-C4-N9	10.71	132.43	126.00
26	14	1778	U	O5'-P-OP1	-10.70	96.07	105.70
26	1H	210	C	C2-N3-C4	-10.70	114.55	119.90
26	1H	676	A	N7-C8-N9	10.69	119.14	113.80
26	1H	774	A	N1-C6-N6	10.68	125.01	118.60
26	1H	1610	A	C2-N3-C4	-10.68	105.26	110.60
26	14	1332	G	C4-C5-C6	10.68	125.21	118.80
26	1H	2392	A	C6-C5-N7	-10.68	124.83	132.30
26	14	1332	G	N1-C2-N3	10.68	130.31	123.90
26	1H	2448	A	C5-C6-N6	-10.67	115.16	123.70
26	14	74	A	C5-C6-N1	-10.67	112.37	117.70
26	1H	512	G	O4'-C1'-N9	10.65	116.72	108.20
26	1H	537	C	O5'-P-OP1	10.65	123.48	110.70
26	1H	1660	C	N3-C2-O2	-10.65	114.45	121.90

Continued on next page...

Continued from previous page...

Mol	Chain	Res	Type	Atoms	Z	Observed(°)	Ideal(°)
26	1H	74	A	C5-C6-N1	-10.64	112.38	117.70
26	14	1251	C	N3-C4-N4	10.63	125.44	118.00
26	1H	796	C	N3-C4-C5	10.60	126.14	121.90
26	1H	848	G	O5'-P-OP2	-10.60	96.16	105.70
26	14	641	C	O5'-P-OP2	10.59	123.41	110.70
26	1H	1818	U	O5'-P-OP2	-10.58	96.17	105.70
26	14	1394	U	O5'-P-OP2	10.58	123.40	110.70
1	1G	1502	A	C2-N3-C4	-10.58	105.31	110.60
26	14	783	A	N3-C4-C5	10.57	134.20	126.80
26	1H	2689	U	N3-C4-O4	-10.57	112.00	119.40
26	14	703	U	C5-C4-O4	10.57	132.24	125.90
26	1H	1284	A	O5'-P-OP2	-10.56	96.19	105.70
26	1H	658	C	O5'-P-OP2	-10.56	96.20	105.70
26	1H	330	A	C5-N7-C8	-10.55	98.62	103.90
26	1H	1566	A	O5'-P-OP2	-10.55	96.20	105.70
26	14	2430	A	N3-C4-N9	-10.55	118.96	127.40
26	1H	1700	A	O5'-P-OP2	-10.54	96.21	105.70
26	14	2371	G	C5-C6-O6	-10.54	122.28	128.60
26	14	530	G	C5-N7-C8	-10.53	99.04	104.30
26	14	1825	A	O5'-P-OP2	-10.52	96.23	105.70
26	1H	2604	U	N3-C2-O2	-10.52	114.84	122.20
26	1H	2406	U	O5'-P-OP1	-10.51	96.24	105.70
26	1H	1255	U	C4-C5-C6	10.51	126.00	119.70
26	14	1610	A	C8-N9-C4	10.51	110.00	105.80
26	14	1698	A	C4-C5-N7	10.51	115.95	110.70
26	1H	2698	U	O5'-P-OP2	-10.50	96.25	105.70
26	1H	1626	G	O5'-P-OP2	10.49	123.29	110.70
26	1H	245	G	C6-C5-N7	-10.49	124.11	130.40
26	1H	46	C	O5'-P-OP2	-10.49	96.26	105.70
26	1H	853	G	O5'-P-OP2	-10.49	96.26	105.70
26	14	184	C	C6-N1-C2	10.48	124.49	120.30
26	14	800	A	O5'-P-OP1	-10.48	96.27	105.70
26	1H	1393	A	O5'-P-OP2	-10.48	96.27	105.70
26	14	2544	G	N1-C6-O6	10.48	126.19	119.90
26	14	2252	G	C8-N9-C4	10.46	110.58	106.40
26	14	530	G	N9-C4-C5	-10.45	101.22	105.40
26	14	1904	G	O5'-P-OP2	-10.45	96.30	105.70
48	I8	10	THR	N-CA-C	-10.44	82.81	111.00
26	14	1304	C	N3-C4-N4	-10.44	110.69	118.00
26	14	778	G	C5-C6-O6	10.44	134.86	128.60
26	14	2287	A	N1-C2-N3	10.43	134.51	129.30
26	14	2712	U	C5-C6-N1	-10.43	117.49	122.70

Continued on next page...

Continued from previous page...

Mol	Chain	Res	Type	Atoms	Z	Observed(°)	Ideal(°)
26	14	1266	G	C8-N9-C4	10.43	110.57	106.40
26	1H	2441	C	N3-C4-N4	-10.42	110.71	118.00
26	1H	210	C	C6-N1-C2	10.42	124.47	120.30
26	1H	869	G	N1-C6-O6	-10.41	113.65	119.90
26	14	945	A	C5-N7-C8	-10.41	98.69	103.90
26	1H	1210	A	C5-N7-C8	-10.40	98.70	103.90
26	1H	2003	G	O5'-P-OP1	-10.38	96.36	105.70
1	13	690	G	C4-C5-N7	10.37	114.95	110.80
26	1H	202	U	N3-C4-C5	10.36	120.82	114.60
26	14	1426	G	C5-C6-O6	-10.36	122.38	128.60
26	1H	201	C	O5'-P-OP2	-10.36	96.38	105.70
1	1G	690	G	N3-C4-C5	10.35	133.78	128.60
26	14	47	C	C6-N1-C2	10.34	124.44	120.30
26	1H	2567	G	O5'-P-OP1	-10.34	96.40	105.70
26	1H	2688	U	N1-C2-N3	10.33	121.10	114.90
26	1H	2469	A	N1-C6-N6	10.32	124.79	118.60
26	1H	2469	A	C5-N7-C8	-10.32	98.74	103.90
26	1H	913	U	N3-C2-O2	-10.32	114.98	122.20
1	13	1512	U	O5'-P-OP2	-10.32	96.42	105.70
26	1H	122	G	N1-C2-N3	10.32	130.09	123.90
26	14	71	A	N1-C6-N6	10.32	124.79	118.60
26	1H	774	A	C5-C6-N1	-10.31	112.54	117.70
26	14	2335	A	N1-C6-N6	-10.31	112.41	118.60
26	1H	74	A	N3-C4-C5	10.31	134.01	126.80
1	1G	690	G	N3-C4-N9	-10.31	119.81	126.00
26	14	71	A	N1-C2-N3	10.30	134.45	129.30
26	1H	1639	U	O5'-P-OP2	-10.30	96.43	105.70
26	1H	2392	A	C8-N9-C4	-10.29	101.69	105.80
26	14	2713	A	C4-C5-N7	10.29	115.84	110.70
26	14	2066	C	O5'-P-OP1	-10.28	96.44	105.70
26	14	2392	A	C5-N7-C8	-10.28	98.76	103.90
26	1H	71	A	N1-C6-N6	10.27	124.76	118.60
1	13	690	G	N1-C6-O6	10.27	126.06	119.90
26	14	698	C	O5'-P-OP2	-10.26	96.46	105.70
26	1H	1394	U	OP1-P-OP2	-10.26	104.21	119.60
26	1H	1626	G	N3-C2-N2	-10.26	112.72	119.90
26	1H	828	U	C5-C4-O4	10.25	132.05	125.90
27	16	45	A	O5'-P-OP1	-10.23	96.50	105.70
26	1H	1678	G	C8-N9-C1'	10.22	140.29	127.00
26	14	1408	C	N1-C2-O2	-10.22	112.77	118.90
1	13	5	U	N1-C2-O2	10.21	129.95	122.80
26	14	2429	G	OP1-P-OP2	-10.21	104.28	119.60

Continued on next page...

Continued from previous page...

Mol	Chain	Res	Type	Atoms	Z	Observed(°)	Ideal(°)
26	1H	2238	G	O5'-P-OP2	-10.21	96.51	105.70
26	14	2329	G	N3-C4-N9	10.21	132.12	126.00
26	1H	783	A	N3-C4-C5	10.20	133.94	126.80
26	1H	2584	U	C5-C4-O4	10.20	132.02	125.90
26	1H	2265	U	O5'-P-OP1	-10.19	96.53	105.70
26	14	2282	G	O5'-P-OP2	10.19	122.93	110.70
26	14	621	A	N7-C8-N9	10.18	118.89	113.80
26	1H	1367	A	C2-N3-C4	-10.18	105.51	110.60
1	13	1504	G	O5'-P-OP1	-10.18	96.54	105.70
23	2L	36	A	O5'-P-OP1	-10.18	96.54	105.70
26	14	2518	A	O4'-C1'-N9	-10.17	100.06	108.20
26	1H	1616	A	C8-N9-C4	-10.16	101.73	105.80
27	1J	30	C	C6-N1-C2	-10.16	116.23	120.30
26	1H	956	G	N1-C6-O6	10.16	126.00	119.90
26	1H	1332	G	N1-C2-N3	10.15	129.99	123.90
26	1H	677	A	O5'-P-OP2	-10.15	96.57	105.70
26	1H	1571	A	C5-C6-N6	-10.15	115.58	123.70
26	1H	788	A	C6-N1-C2	10.15	124.69	118.60
26	1H	2439	A	N1-C6-N6	10.15	124.69	118.60
26	1H	1604	C	N1-C2-O2	-10.14	112.81	118.90
26	1H	2377	A	C8-N9-C4	10.14	109.86	105.80
26	1H	1204	A	C5-C6-N1	-10.13	112.63	117.70
26	14	2544	G	C5-C6-O6	-10.13	122.52	128.60
26	1H	2298	A	O5'-P-OP2	-10.13	96.59	105.70
26	14	876	C	N1-C2-O2	10.12	124.97	118.90
26	1H	2287	A	N3-C4-N9	-10.09	119.33	127.40
26	1H	2713	A	N3-C4-C5	10.09	133.87	126.80
26	14	783	A	N1-C2-N3	10.09	134.35	129.30
26	1H	208	C	C5-C6-N1	-10.08	115.96	121.00
26	1H	1312	U	C5-C6-N1	-10.07	117.66	122.70
26	1H	284	U	O5'-P-OP1	-10.07	96.64	105.70
26	1H	847	U	C5-C6-N1	-10.07	117.66	122.70
26	1H	1621	U	N1-C2-O2	-10.07	115.75	122.80
24	3L	76	A	C4-C5-N7	10.07	115.73	110.70
27	16	115	G	C5-C6-N1	10.06	116.53	111.50
26	1H	856	C	O5'-P-OP1	-10.05	96.65	105.70
26	1H	2311	A	N1-C2-N3	10.05	134.33	129.30
26	1H	624	C	O5'-P-OP1	-10.05	96.66	105.70
26	1H	2510	C	N3-C4-N4	-10.04	110.97	118.00
26	1H	2699	C	C6-N1-C2	10.04	124.31	120.30
26	1H	942	G	C5-C6-N1	10.03	116.52	111.50
26	14	918	A	O5'-P-OP1	-10.03	96.67	105.70

Continued on next page...

Continued from previous page...

Mol	Chain	Res	Type	Atoms	Z	Observed(°)	Ideal(°)
26	1H	122	G	C6-N1-C2	-10.02	119.09	125.10
26	1H	1300	U	N1-C2-N3	10.02	120.91	114.90
26	1H	2689	U	C5-C6-N1	-10.02	117.69	122.70
26	14	1559	G	C6-C5-N7	-10.02	124.39	130.40
26	14	1248	G	O5'-P-OP1	10.02	122.72	110.70
26	14	1274	A	O5'-P-OP1	-10.01	96.69	105.70
26	1H	252	G	O5'-P-OP1	9.99	122.69	110.70
26	14	2287	A	N1-C6-N6	9.99	124.59	118.60
26	14	1566	A	N9-C4-C5	-9.99	101.81	105.80
26	1H	1928	A	O5'-P-OP1	-9.98	96.72	105.70
26	1H	2270	G	C5-C6-O6	-9.97	122.62	128.60
26	1H	1477	A	O5'-P-OP2	-9.97	96.72	105.70
26	1H	2712	U	N3-C4-O4	9.97	126.38	119.40
26	1H	2597	G	O5'-P-OP1	9.97	122.66	110.70
26	1H	928	G	N1-C6-O6	9.97	125.88	119.90
26	1H	1950	G	C4-C5-N7	9.96	114.79	110.80
26	14	1566	A	C5-C6-N6	-9.97	115.73	123.70
26	1H	1498	C	O5'-P-OP1	-9.96	96.73	105.70
26	1H	2469	A	C4-C5-N7	9.96	115.68	110.70
26	1H	1401	G	C8-N9-C4	-9.95	102.42	106.40
1	13	1486	G	O5'-P-OP2	-9.95	96.75	105.70
26	1H	1970	A	O5'-P-OP1	-9.95	96.75	105.70
26	1H	2506	U	N1-C2-O2	9.94	129.76	122.80
26	1H	1204	A	O5'-P-OP2	-9.93	96.77	105.70
26	14	1616	A	C8-N9-C4	-9.93	101.83	105.80
1	13	5	U	N3-C2-O2	-9.92	115.25	122.20
26	1H	1423	G	C8-N9-C4	9.92	110.37	106.40
26	14	2565	A	O5'-P-OP2	9.92	122.60	110.70
1	1G	690	G	C5-N7-C8	-9.91	99.34	104.30
26	14	1329	U	O5'-P-OP1	-9.91	96.78	105.70
26	14	1129	A	O5'-P-OP2	-9.91	96.78	105.70
26	1H	941	A	N1-C6-N6	9.90	124.54	118.60
26	14	681	G	C4-C5-N7	9.90	114.76	110.80
26	1H	2544	G	C5-C6-O6	-9.89	122.66	128.60
26	1H	2084	C	C5-C6-N1	-9.89	116.06	121.00
26	14	2335	A	O4'-C1'-N9	9.89	116.11	108.20
26	14	2779	U	N3-C2-O2	-9.89	115.28	122.20
26	1H	845	G	C8-N9-C1'	9.89	139.85	127.00
26	1H	2329	G	N1-C6-O6	-9.88	113.97	119.90
27	16	6	C	C5-C4-N4	-9.88	113.28	120.20
26	14	1698	A	N1-C2-N3	9.88	134.24	129.30
26	1H	1786	A	N3-C4-C5	9.88	133.72	126.80

Continued on next page...

Continued from previous page...

Mol	Chain	Res	Type	Atoms	Z	Observed(°)	Ideal(°)
26	1H	2697	G	OP1-P-OP2	9.88	134.41	119.60
26	1H	1428	C	N1-C2-O2	-9.87	112.98	118.90
26	1H	120	U	O5'-P-OP2	-9.87	96.82	105.70
26	14	2438	U	O5'-P-OP2	-9.86	96.82	105.70
26	14	621	A	C5-C6-N1	-9.86	112.77	117.70
26	14	2429	G	O5'-P-OP1	9.86	122.53	110.70
26	1H	2346	A	N1-C6-N6	9.86	124.51	118.60
26	1H	2502	G	O5'-P-OP1	-9.85	96.83	105.70
22	1L	74	C	N1-C2-O2	9.85	124.81	118.90
26	1H	247	G	C8-N9-C4	9.84	110.34	106.40
1	1G	117	G	N1-C6-O6	9.84	125.81	119.90
26	14	737	C	N1-C2-O2	-9.84	113.00	118.90
26	1H	930	U	N3-C4-O4	-9.84	112.52	119.40
26	1H	1187	G	O5'-P-OP2	-9.84	96.85	105.70
26	1H	2600	A	O5'-P-OP2	-9.83	96.85	105.70
26	1H	738	G	C4-C5-N7	9.83	114.73	110.80
26	1H	1350	C	O5'-P-OP1	-9.82	96.86	105.70
26	14	205	G	C5-C6-O6	-9.82	122.71	128.60
26	1H	2324	C	C5-C4-N4	-9.82	113.33	120.20
26	1H	2609	U	C5-C6-N1	-9.81	117.79	122.70
26	1H	917	A	N1-C2-N3	9.81	134.20	129.30
26	14	2777	G	C5-C6-O6	-9.80	122.72	128.60
26	1H	1428	C	C2-N1-C1'	-9.80	108.02	118.80
26	14	2503	A	N1-C6-N6	9.80	124.48	118.60
26	1H	1616	A	N1-C6-N6	9.79	124.48	118.60
26	14	2441	C	O5'-P-OP1	-9.79	96.89	105.70
26	14	668	G	C8-N9-C4	9.79	110.32	106.40
26	1H	1796	U	C5-C6-N1	-9.79	117.81	122.70
26	14	1899	G	C5-N7-C8	-9.79	99.41	104.30
26	1H	1006	C	O5'-P-OP1	-9.78	96.90	105.70
26	1H	783	A	N3-C4-N9	-9.77	119.58	127.40
50	K8	3	LEU	CA-CB-CG	9.77	137.78	115.30
26	1H	951	C	N3-C4-N4	-9.77	111.16	118.00
26	14	2301	C	C6-N1-C2	-9.77	116.39	120.30
1	13	50	A	C8-N9-C4	-9.77	101.89	105.80
1	13	529	G	C5-C6-O6	-9.77	122.74	128.60
26	1H	141	A	C5-N7-C8	-9.77	99.02	103.90
26	1H	2518	A	C5-N7-C8	-9.76	99.02	103.90
26	1H	1986	A	C8-N9-C4	-9.76	101.90	105.80
26	1H	2062	A	C2-N3-C4	9.76	115.48	110.60
26	1H	1817	G	N3-C2-N2	9.76	126.73	119.90
26	1H	2346	A	C5-N7-C8	-9.76	99.02	103.90

Continued on next page...

Continued from previous page...

Mol	Chain	Res	Type	Atoms	Z	Observed(°)	Ideal(°)
26	14	2346	A	O4'-C1'-N9	9.75	116.00	108.20
26	14	469	G	C5-C6-O6	-9.74	122.75	128.60
26	1H	1611	C	C5-C6-N1	-9.74	116.13	121.00
26	1H	2287	A	C4-C5-N7	9.74	115.57	110.70
26	1H	2444	G	C8-N9-C4	-9.73	102.51	106.40
26	1H	945	A	C5-C6-N1	-9.73	112.83	117.70
26	1H	1698	A	N1-C2-N3	9.73	134.17	129.30
26	1H	2348	U	O5'-P-OP2	-9.73	96.94	105.70
26	1H	2712	U	C6-N1-C1'	-9.73	107.58	121.20
26	1H	933	A	O5'-P-OP2	-9.72	96.95	105.70
26	14	1644	C	N3-C2-O2	-9.72	115.10	121.90
26	14	1781	C	O4'-C1'-N1	9.71	115.97	108.20
26	1H	2559	C	O5'-P-OP2	-9.71	96.96	105.70
26	14	12	U	N3-C2-O2	-9.71	115.40	122.20
26	14	1304	C	N3-C2-O2	-9.71	115.10	121.90
26	14	746	A	O5'-P-OP2	9.71	122.35	110.70
26	14	1496	A	C8-N9-C4	-9.71	101.92	105.80
26	1H	1806	C	OP1-P-OP2	9.71	134.16	119.60
26	1H	226	G	O4'-C1'-N9	9.70	115.96	108.20
26	1H	676	A	O4'-C1'-N9	9.70	115.96	108.20
26	1H	840	C	O5'-P-OP2	-9.70	96.97	105.70
26	14	2776	A	C8-N9-C4	-9.70	101.92	105.80
26	14	796	C	O5'-P-OP2	-9.70	96.97	105.70
26	1H	2713	A	C6-C5-N7	-9.70	125.51	132.30
26	1H	1312	U	O5'-P-OP1	-9.70	96.97	105.70
26	14	471	A	C2-N3-C4	-9.70	105.75	110.60
26	1H	198	C	C6-N1-C2	9.69	124.18	120.30
26	1H	816	C	O5'-P-OP1	9.69	122.33	110.70
26	14	783	A	C8-N9-C4	-9.69	101.92	105.80
26	1H	528	A	C5-N7-C8	-9.68	99.06	103.90
26	14	197	A	N1-C6-N6	9.68	124.41	118.60
26	1H	2584	U	N1-C2-N3	9.68	120.71	114.90
26	14	1142(A)	A	C2-N3-C4	-9.68	105.76	110.60
26	1H	2572	A	C8-N9-C4	9.68	109.67	105.80
26	1H	1660	C	C5-C4-N4	9.67	126.97	120.20
26	14	1786	A	N3-C4-C5	9.67	133.57	126.80
26	14	2581	G	O5'-P-OP2	-9.67	96.99	105.70
26	1H	179	G	N3-C2-N2	-9.67	113.13	119.90
26	1H	217	G	N3-C2-N2	-9.66	113.14	119.90
26	1H	1308	A	N9-C4-C5	9.65	109.66	105.80
1	1G	1502	A	N7-C8-N9	9.65	118.63	113.80
26	14	2713	A	C6-C5-N7	-9.65	125.54	132.30

Continued on next page...

Continued from previous page...

Mol	Chain	Res	Type	Atoms	Z	Observed(°)	Ideal(°)
26	14	1698	A	C5-N7-C8	-9.64	99.08	103.90
26	1H	624	C	O5'-P-OP2	9.64	122.27	110.70
26	1H	2086	U	O5'-P-OP2	-9.64	97.03	105.70
26	1H	1404	C	O5'-P-OP2	-9.63	97.03	105.70
26	1H	508	G	C8-N9-C4	-9.63	102.55	106.40
26	14	788	A	N7-C8-N9	9.63	118.61	113.80
26	1H	2503	A	C5-C6-N6	-9.62	116.00	123.70
26	1H	137(A)	G	C5-C6-O6	-9.62	122.83	128.60
26	1H	2328	A	C2-N3-C4	-9.61	105.80	110.60
26	1H	1257	C	C4-C5-C6	9.61	122.20	117.40
26	14	1588	C	C6-N1-C2	-9.61	116.46	120.30
26	1H	2004	G	O5'-P-OP1	-9.60	97.06	105.70
26	14	2681	C	C5-C4-N4	9.60	126.92	120.20
26	14	1781	C	C6-N1-C1'	-9.60	109.28	120.80
26	14	1955	U	C5-C6-N1	-9.60	117.90	122.70
26	1H	2069	G	C8-N9-C4	9.60	110.24	106.40
26	14	140	A	C4-C5-N7	9.59	115.50	110.70
23	2L	21	U	N3-C2-O2	-9.59	115.49	122.20
26	14	1619	G	O5'-P-OP2	-9.59	97.07	105.70
26	1H	2714	G	O5'-P-OP2	-9.59	97.07	105.70
26	14	2873	A	C4-N9-C1'	9.59	143.56	126.30
26	1H	952	G	O5'-P-OP2	9.58	122.19	110.70
1	1G	560	U	O5'-P-OP2	-9.58	97.08	105.70
26	1H	121	G	N3-C4-N9	9.57	131.74	126.00
29	11	242	ARG	NE-CZ-NH1	9.56	125.08	120.30
26	14	265	A	C2-N3-C4	-9.56	105.82	110.60
1	13	690	G	C5-N7-C8	-9.55	99.52	104.30
26	1H	821	A	OP1-P-OP2	9.55	133.93	119.60
26	1H	1899	G	N1-C2-N2	9.55	124.79	116.20
26	1H	1899	G	C5-C6-N1	-9.54	106.73	111.50
26	1H	945	A	C4-N9-C1'	9.53	143.46	126.30
1	13	523	A	N1-C6-N6	9.53	124.32	118.60
26	1H	604	G	O5'-P-OP1	-9.52	97.13	105.70
26	1H	1586	A	N1-C6-N6	9.52	124.31	118.60
26	1H	1660	C	N3-C4-C5	9.52	125.71	121.90
26	1H	1899	G	C6-C5-N7	9.52	136.11	130.40
26	1H	774	A	C8-N9-C1'	9.51	144.83	127.70
26	1H	869	G	N1-C2-N2	-9.51	107.64	116.20
26	1H	133	C	C6-N1-C2	9.51	124.10	120.30
1	1G	800	G	O5'-P-OP2	-9.51	97.14	105.70
26	1H	695	G	N1-C6-O6	-9.51	114.20	119.90
26	1H	788	A	N1-C6-N6	9.51	124.30	118.60

Continued on next page...

Continued from previous page...

Mol	Chain	Res	Type	Atoms	Z	Observed(°)	Ideal(°)
26	14	676	A	N3-C4-C5	9.51	133.46	126.80
26	1H	1187	G	OP2-P-O3'	9.51	126.11	105.20
26	1H	678	C	C2-N3-C4	-9.50	115.15	119.90
26	14	737	C	N3-C4-N4	9.50	124.65	118.00
26	1H	754	C	C5-C4-N4	-9.49	113.56	120.20
26	14	1975	G	O5'-P-OP2	-9.49	97.16	105.70
26	1H	695	G	N3-C2-N2	9.49	126.54	119.90
26	1H	1394	U	C5-C6-N1	9.48	127.44	122.70
26	1H	1825	A	N1-C6-N6	-9.48	112.91	118.60
26	1H	2418	A	N1-C6-N6	-9.48	112.91	118.60
26	14	2296	U	C2-N1-C1'	9.48	129.08	117.70
26	1H	2392	A	C5-C6-N1	-9.48	112.96	117.70
46	G8	81	LYS	C-N-CD	-9.47	99.77	120.60
26	14	2371	G	C8-N9-C4	9.47	110.19	106.40
26	14	774	A	C5-C6-N1	-9.46	112.97	117.70
26	14	1332	G	C5-C6-N1	-9.46	106.77	111.50
1	13	902	G	O5'-P-OP2	-9.46	97.19	105.70
26	1H	2502	G	N3-C4-C5	-9.45	123.87	128.60
26	1H	1339	G	O5'-P-OP2	9.45	122.04	110.70
26	1H	659	C	C5-C6-N1	-9.44	116.28	121.00
26	14	1644	C	N1-C2-O2	9.44	124.57	118.90
26	14	2689	U	C5-C4-O4	9.44	131.57	125.90
26	1H	784	A	N1-C6-N6	-9.44	112.94	118.60
26	1H	628	G	O5'-P-OP2	-9.44	97.20	105.70
26	1H	2252	G	C8-N9-C4	9.44	110.17	106.40
26	14	2518	A	C5-C6-N6	-9.43	116.16	123.70
26	14	584	C	N3-C4-C5	9.43	125.67	121.90
26	1H	2501	C	OP1-P-OP2	-9.42	105.47	119.60
1	1G	192	U	O5'-P-OP1	-9.42	97.22	105.70
1	13	1446	A	O4'-C1'-N9	9.42	115.74	108.20
26	14	1801	G	C5-C6-O6	-9.42	122.95	128.60
26	1H	2251	G	C4-C5-N7	-9.42	107.03	110.80
26	14	2328	A	N1-C2-N3	9.42	134.01	129.30
26	1H	1653	G	O5'-P-OP2	-9.41	97.23	105.70
26	1H	2464	C	O5'-P-OP2	-9.41	97.23	105.70
1	1G	254	G	O5'-P-OP1	-9.41	97.23	105.70
1	13	899	C	N1-C2-O2	-9.41	113.25	118.90
26	14	2424	C	O5'-P-OP1	-9.41	97.23	105.70
26	1H	2430	A	O5'-P-OP1	9.40	121.98	110.70
26	1H	836	G	C8-N9-C4	-9.40	102.64	106.40
26	1H	968	G	N1-C6-O6	-9.40	114.26	119.90
26	14	2518	A	C4-C5-C6	9.39	121.70	117.00

Continued on next page...

Continued from previous page...

Mol	Chain	Res	Type	Atoms	Z	Observed(°)	Ideal(°)
26	1H	2743	C	C2-N3-C4	-9.39	115.20	119.90
38	88	140	ALA	N-CA-C	-9.39	85.65	111.00
26	14	2329	G	N9-C4-C5	-9.39	101.64	105.40
26	1H	1776	G	N9-C4-C5	-9.38	101.65	105.40
26	1H	2600	A	C6-N1-C2	-9.38	112.97	118.60
26	1H	1496	A	C5-C6-N6	-9.38	116.20	123.70
26	1H	179	G	C5-C6-N1	-9.38	106.81	111.50
26	1H	530	G	N1-C6-O6	-9.38	114.28	119.90
26	1H	2316	C	C6-N1-C2	-9.38	116.55	120.30
1	1G	337	C	C6-N1-C2	-9.38	116.55	120.30
27	16	5	C	C6-N1-C2	9.37	124.05	120.30
26	1H	966	G	N3-C2-N2	9.37	126.46	119.90
26	1H	74	A	N3-C4-N9	-9.37	119.91	127.40
26	1H	917	A	N1-C6-N6	9.37	124.22	118.60
26	14	1610	A	N9-C4-C5	-9.37	102.05	105.80
26	1H	1359	A	N1-C6-N6	9.36	124.22	118.60
26	14	71	A	C4-C5-N7	9.36	115.38	110.70
26	1H	2276	G	N1-C2-N2	9.36	124.62	116.20
1	13	1502	A	C5-C6-N6	-9.36	116.22	123.70
26	14	1520	U	C5-C4-O4	9.35	131.51	125.90
26	14	1283	G	O5'-P-OP2	-9.35	97.29	105.70
26	14	2503	A	C5-C6-N6	-9.35	116.22	123.70
23	2K	41	C	O5'-P-OP1	-9.35	97.29	105.70
27	16	81	G	C2-N3-C4	-9.35	107.23	111.90
26	14	2430	A	C4-C5-N7	9.34	115.37	110.70
1	13	968	A	N1-C6-N6	9.34	124.20	118.60
26	1H	71	A	N1-C2-N3	9.34	133.97	129.30
26	1H	599	G	C5-N7-C8	9.33	108.97	104.30
26	1H	2430	A	C8-N9-C1'	9.33	144.50	127.70
26	14	528	A	C5-N7-C8	-9.33	99.23	103.90
26	1H	1574	C	OP2-P-O3'	9.33	125.72	105.20
26	14	2581	G	OP1-P-OP2	9.33	133.59	119.60
26	1H	2245	U	OP1-P-OP2	-9.31	105.63	119.60
26	14	1781	C	C2-N1-C1'	9.31	129.05	118.80
26	1H	2328	A	N1-C2-N3	9.31	133.96	129.30
26	14	2490	G	C6-C5-N7	-9.30	124.82	130.40
26	14	194	G	O5'-P-OP2	9.30	121.86	110.70
26	14	1939	U	OP2-P-O3'	9.29	125.64	105.20
26	14	1944	U	C5-C4-O4	-9.29	120.33	125.90
26	1H	1605	C	C2-N3-C4	-9.28	115.26	119.90
26	14	1332	G	C5-C6-O6	-9.28	123.03	128.60
26	1H	2598	A	N9-C4-C5	-9.28	102.09	105.80

Continued on next page...

Continued from previous page...

Mol	Chain	Res	Type	Atoms	Z	Observed(°)	Ideal(°)
26	1H	130	C	C5-C4-N4	-9.27	113.71	120.20
26	14	1836	C	O5'-P-OP2	-9.27	97.35	105.70
26	1H	973	A	C2-N3-C4	-9.27	105.96	110.60
23	2L	21	U	N1-C2-O2	9.27	129.29	122.80
26	14	954	G	N9-C4-C5	9.27	109.11	105.40
26	14	1428	C	O5'-P-OP1	-9.27	97.36	105.70
1	13	580	U	C2-N3-C4	-9.26	121.44	127.00
26	1H	122	G	C2-N3-C4	-9.26	107.27	111.90
26	14	330	A	C5-N7-C8	-9.26	99.27	103.90
22	1K	76	A	C8-N9-C4	-9.26	102.10	105.80
26	1H	676	A	C8-N9-C4	-9.26	102.10	105.80
26	1H	1899	G	C4-N9-C1'	-9.26	114.47	126.50
26	14	2554	U	O5'-P-OP1	-9.24	97.38	105.70
26	14	1763	G	O5'-P-OP2	-9.24	97.39	105.70
1	13	914	A	O5'-P-OP1	-9.23	97.39	105.70
26	1H	1318	C	O5'-P-OP1	-9.23	97.39	105.70
1	13	1502	A	N7-C8-N9	9.23	118.41	113.80
26	1H	683	C	C2-N3-C4	-9.23	115.29	119.90
26	14	492	A	O5'-P-OP2	-9.22	97.40	105.70
26	1H	736	C	O5'-P-OP2	9.22	121.77	110.70
26	1H	1437	C	C6-N1-C2	-9.22	116.61	120.30
26	14	733	G	C4-C5-C6	9.21	124.33	118.80
26	14	1559	G	N1-C6-O6	9.21	125.43	119.90
26	1H	265	A	C2-N3-C4	-9.21	105.99	110.60
26	1H	2430	A	C5-N7-C8	-9.21	99.30	103.90
26	1H	2311	A	C5-N7-C8	-9.21	99.30	103.90
26	1H	1297	C	OP2-P-O3'	-9.20	84.96	105.20
26	1H	754	C	C2-N3-C4	-9.20	115.30	119.90
26	14	34	C	C2-N1-C1'	9.20	128.92	118.80
26	1H	2603	G	O5'-P-OP1	-9.19	97.43	105.70
27	16	6	C	N1-C2-O2	-9.19	113.39	118.90
26	1H	634	C	O5'-P-OP2	-9.18	97.44	105.70
27	16	56	G	O5'-P-OP2	-9.18	97.44	105.70
26	1H	74	A	C5-N7-C8	-9.18	99.31	103.90
26	1H	681	G	C8-N9-C4	9.17	110.07	106.40
26	1H	1955	U	N3-C4-O4	-9.17	112.98	119.40
26	14	250	G	O5'-P-OP1	-9.17	97.45	105.70
24	3K	76	A	C6-C5-N7	-9.17	125.88	132.30
26	1H	793	A	C5-C6-N6	-9.17	116.36	123.70
26	1H	2447	G	N3-C2-N2	-9.17	113.48	119.90
27	16	47	C	C6-N1-C2	9.17	123.97	120.30
26	1H	815	C	N3-C4-C5	9.16	125.56	121.90

Continued on next page...

Continued from previous page...

Mol	Chain	Res	Type	Atoms	Z	Observed(°)	Ideal(°)
26	1H	945	A	C8-N9-C4	-9.16	102.14	105.80
1	1G	1260	C	C6-N1-C2	-9.16	116.64	120.30
26	1H	528	A	C2-N3-C4	-9.16	106.02	110.60
26	14	2244	U	N1-C2-N3	9.15	120.39	114.90
26	1H	2324	C	O5'-P-OP2	-9.15	97.47	105.70
26	1H	470	A	C5-N7-C8	-9.13	99.33	103.90
26	1H	2042	A	O5'-P-OP2	-9.13	97.48	105.70
26	14	1359	A	C8-N9-C4	9.13	109.45	105.80
26	1H	917	A	C5-C6-N1	-9.13	113.14	117.70
26	14	774	A	C6-N1-C2	9.12	124.07	118.60
26	1H	214	G	N3-C4-C5	-9.12	124.04	128.60
26	1H	1204	A	C6-C5-N7	-9.12	125.91	132.30
26	14	205	G	N9-C4-C5	-9.12	101.75	105.40
26	14	569	U	C5-C6-N1	-9.12	118.14	122.70
26	1H	659	C	C6-N1-C2	9.11	123.94	120.30
26	1H	1899	G	C5-C6-O6	9.11	134.07	128.60
26	1H	2612	C	O5'-P-OP2	-9.11	97.50	105.70
26	14	1388	G	O5'-P-OP2	-9.11	97.50	105.70
26	1H	256	A	N1-C6-N6	9.10	124.06	118.60
27	16	67	G	O5'-P-OP1	-9.10	97.51	105.70
26	1H	116	C	N1-C2-O2	-9.10	113.44	118.90
26	14	1585	C	N1-C2-O2	9.10	124.36	118.90
1	1G	1517	G	O5'-P-OP2	-9.09	97.52	105.70
26	14	1786	A	C8-N9-C4	-9.09	102.16	105.80
1	13	108	G	C4-C5-N7	9.09	114.44	110.80
26	1H	1613	G	N1-C6-O6	-9.09	114.45	119.90
26	1H	2276	G	N9-C4-C5	9.09	109.03	105.40
26	14	1950	G	C8-N9-C4	-9.09	102.77	106.40
26	1H	1634	A	OP1-P-OP2	9.09	133.23	119.60
26	14	963	U	O5'-P-OP2	9.08	121.60	110.70
26	1H	576	U	C6-N1-C2	-9.08	115.55	121.00
26	14	2779	U	N3-C4-O4	-9.08	113.05	119.40
26	1H	2023	G	O5'-P-OP1	-9.08	97.53	105.70
26	1H	860	U	C5-C6-N1	-9.07	118.16	122.70
26	1H	2525	G	C5-C6-O6	-9.07	123.16	128.60
26	1H	1158	C	C5-C6-N1	-9.07	116.47	121.00
26	14	917	A	O5'-P-OP1	-9.06	97.54	105.70
26	1H	2429	G	OP1-P-OP2	-9.06	106.01	119.60
26	14	2060	A	N1-C6-N6	-9.06	113.16	118.60
26	1H	1939	U	N3-C4-C5	9.06	120.03	114.60
26	14	2377	A	C2-N3-C4	-9.06	106.07	110.60
26	1H	825	C	N1-C2-O2	-9.05	113.47	118.90

Continued on next page...

Continued from previous page...

Mol	Chain	Res	Type	Atoms	Z	Observed(°)	Ideal(°)
26	1H	1210	A	N7-C8-N9	9.05	118.33	113.80
24	3K	5	C	C6-N1-C2	-9.05	116.68	120.30
26	1H	2297	C	OP1-P-OP2	9.05	133.17	119.60
44	E8	90	ARG	NE-CZ-NH1	-9.05	115.78	120.30
26	1H	2046	G	O5'-P-OP2	-9.05	97.56	105.70
26	1H	681	G	C2-N3-C4	-9.04	107.38	111.90
26	1H	575	A	C8-N9-C4	9.04	109.41	105.80
26	1H	646	A	C8-N9-C4	-9.04	102.19	105.80
26	1H	1313	U	C5-C6-N1	9.03	127.22	122.70
26	1H	2270	G	N1-C6-O6	9.03	125.32	119.90
26	14	2560	C	O5'-P-OP1	-9.03	97.57	105.70
26	14	1594	G	O5'-P-OP1	-9.03	97.58	105.70
26	1H	216	A	O5'-P-OP2	9.02	121.52	110.70
26	14	2346	A	C2-N3-C4	-9.02	106.09	110.60
26	1H	845	G	OP1-P-O3'	9.02	125.04	105.20
26	14	208	C	C5-C4-N4	-9.02	113.89	120.20
1	13	1354	C	C6-N1-C2	-9.01	116.69	120.30
26	1H	809	G	C5-C6-O6	-9.01	123.20	128.60
26	1H	738	G	C5-N7-C8	-9.00	99.80	104.30
26	14	945	A	C5-C6-N1	-9.00	113.20	117.70
26	1H	481	G	C5-C6-O6	-8.99	123.20	128.60
26	1H	188	G	O5'-P-OP2	-8.99	97.61	105.70
26	1H	2700	C	C6-N1-C2	8.99	123.90	120.30
26	14	773	U	C2-N3-C4	-8.98	121.61	127.00
27	1J	60	C	C6-N1-C2	-8.98	116.71	120.30
26	1H	1571	A	N1-C6-N6	8.98	123.99	118.60
26	14	1564	C	N3-C4-N4	-8.98	111.71	118.00
26	1H	123	G	C5-C6-N1	8.98	115.99	111.50
26	1H	71	A	O4'-C1'-N9	-8.97	101.02	108.20
26	14	684	G	C8-N9-C4	-8.96	102.81	106.40
26	14	2510	C	C5-C4-N4	8.96	126.47	120.20
26	14	1700	A	O5'-P-OP2	8.96	121.45	110.70
26	14	2392	A	C4-C5-N7	8.95	115.18	110.70
26	1H	2430	A	C4-N9-C1'	-8.95	110.19	126.30
26	1H	676	A	C5-C6-N1	-8.95	113.22	117.70
26	1H	845	G	P-O3'-C3'	8.94	130.43	119.70
26	1H	1336	A	N1-C6-N6	-8.94	113.23	118.60
26	14	954	G	N1-C6-O6	-8.94	114.54	119.90
26	1H	746	A	O5'-P-OP2	8.94	121.43	110.70
26	14	2249	U	C6-N1-C2	-8.94	115.64	121.00
26	1H	1210	A	C8-N9-C4	-8.93	102.23	105.80
26	14	775	G	N3-C4-N9	8.93	131.36	126.00

Continued on next page...

Continued from previous page...

Mol	Chain	Res	Type	Atoms	Z	Observed(°)	Ideal(°)
26	1H	1021	A	C8-N9-C4	-8.93	102.23	105.80
26	14	698	C	OP1-P-OP2	8.92	132.98	119.60
26	1H	2710	C	C5-C6-N1	-8.92	116.54	121.00
26	1H	207	A	N1-C6-N6	8.91	123.95	118.60
26	1H	1636	C	N3-C4-C5	-8.91	118.33	121.90
1	1G	1502	A	N1-C2-N3	8.91	133.76	129.30
26	14	140	A	C8-N9-C4	-8.91	102.24	105.80
26	14	308	G	O5'-P-OP2	-8.91	97.68	105.70
26	1H	214	G	N7-C8-N9	8.91	117.55	113.10
26	1H	611	C	C5-C6-N1	-8.91	116.55	121.00
26	1H	1392	A	O5'-P-OP1	-8.90	97.69	105.70
26	1H	839	U	O5'-P-OP2	-8.90	97.69	105.70
26	1H	1379	A	C5-N7-C8	-8.90	99.45	103.90
26	1H	2636	U	O5'-P-OP1	-8.90	97.69	105.70
1	13	581	G	N1-C6-O6	8.89	125.24	119.90
26	14	2328	A	C6-N1-C2	-8.89	113.26	118.60
26	1H	845	G	N3-C4-C5	8.89	133.05	128.60
26	14	1394	U	O5'-P-OP1	-8.89	97.70	105.70
26	1H	1359	A	N1-C2-N3	8.89	133.74	129.30
26	1H	1339	G	O5'-P-OP1	-8.88	97.71	105.70
26	1H	683	C	C6-N1-C2	8.88	123.85	120.30
26	14	778	G	N3-C2-N2	8.88	126.11	119.90
26	14	2612	C	O5'-P-OP2	-8.87	97.71	105.70
26	1H	330	A	N1-C2-N3	8.87	133.74	129.30
26	1H	123	G	C6-N1-C2	-8.87	119.78	125.10
26	14	773	U	N1-C2-N3	8.87	120.22	114.90
26	14	2313	C	C6-N1-C2	-8.86	116.76	120.30
26	1H	941	A	O5'-P-OP1	-8.85	97.73	105.70
26	1H	2277	G	N1-C6-O6	-8.85	114.59	119.90
26	1H	1142(A)	A	N3-C4-C5	8.85	132.99	126.80
26	1H	1123	C	N1-C2-O2	-8.84	113.59	118.90
26	1H	1614	A	O5'-P-OP1	-8.84	97.74	105.70
26	14	1241	A	C2-N3-C4	-8.84	106.18	110.60
1	1G	740	U	O5'-P-OP2	-8.83	97.75	105.70
26	1H	968	G	N3-C2-N2	8.83	126.08	119.90
26	1H	1786	A	N1-C6-N6	8.83	123.90	118.60
26	1H	2430	A	N1-C6-N6	8.83	123.90	118.60
26	14	2329	G	C8-N9-C4	8.83	109.93	106.40
26	1H	2252	G	N7-C8-N9	-8.83	108.69	113.10
27	16	81	G	N7-C8-N9	8.82	117.51	113.10
1	13	1489	G	C8-N9-C4	8.82	109.93	106.40
26	14	2518	A	N7-C8-N9	8.81	118.21	113.80

Continued on next page...

Continued from previous page...

Mol	Chain	Res	Type	Atoms	Z	Observed(°)	Ideal(°)
26	1H	198	C	N3-C4-C5	8.81	125.42	121.90
26	14	130	C	N3-C4-C5	8.81	125.42	121.90
26	1H	1776	G	N1-C6-O6	8.81	125.19	119.90
26	14	121	G	C5-C6-O6	-8.80	123.32	128.60
26	14	954	G	C4-C5-N7	-8.80	107.28	110.80
26	1H	1543	A	C5-C6-N1	-8.80	113.30	117.70
26	14	49	A	O5'-P-OP2	-8.80	97.78	105.70
26	14	2712	U	C2-N3-C4	-8.80	121.72	127.00
27	1J	89	G	O5'-P-OP1	-8.80	97.78	105.70
26	1H	207	A	C2-N3-C4	-8.80	106.20	110.60
26	1H	739	G	O5'-P-OP2	-8.80	97.78	105.70
26	1H	906	G	N9-C4-C5	8.79	108.92	105.40
26	1H	1660	C	N1-C2-O2	8.79	124.18	118.90
26	1H	790	C	N3-C2-O2	8.79	128.05	121.90
26	1H	1780	A	N1-C2-N3	8.79	133.70	129.30
27	1J	114	G	N3-C4-C5	8.79	133.00	128.60
1	13	1198	G	O5'-P-OP1	-8.79	97.79	105.70
26	1H	757	U	C5-C6-N1	-8.78	118.31	122.70
26	1H	1950	G	O4'-C1'-N9	8.79	115.23	108.20
26	14	755	C	C4-C5-C6	8.78	121.79	117.40
26	1H	2324	C	C6-N1-C2	8.78	123.81	120.30
26	14	128	C	C2-N3-C4	-8.78	115.51	119.90
26	1H	1142(A)	A	N3-C4-N9	-8.77	120.38	127.40
26	1H	2762	G	C8-N9-C4	8.77	109.91	106.40
26	14	1955	U	C2-N3-C4	-8.77	121.74	127.00
26	14	2076	U	O5'-P-OP2	-8.77	97.81	105.70
26	14	2427	C	O5'-P-OP2	8.77	121.22	110.70
26	1H	640	C	OP1-P-O3'	8.76	124.48	105.20
26	14	1391	U	O5'-P-OP2	8.76	121.22	110.70
26	1H	2331	G	C5-C6-O6	-8.76	123.34	128.60
27	16	115	G	C4-C5-N7	8.76	114.31	110.80
26	1H	836	G	C2-N3-C4	8.76	116.28	111.90
26	1H	1786	A	N3-C4-N9	-8.76	120.39	127.40
26	1H	2353	G	O5'-P-OP1	-8.76	97.82	105.70
26	14	1379	A	C8-N9-C4	-8.76	102.30	105.80
26	1H	113	G	N3-C4-C5	8.76	132.98	128.60
26	14	330	A	C4-C5-N7	8.76	115.08	110.70
26	1H	1241	A	C5-C6-N1	-8.75	113.32	117.70
26	1H	2271	G	O5'-P-OP2	-8.75	97.82	105.70
26	14	382	G	O5'-P-OP1	-8.75	97.82	105.70
1	13	1502	A	N1-C2-N3	8.75	133.68	129.30
26	1H	124	G	C5-C6-O6	-8.75	123.35	128.60

Continued on next page...

Continued from previous page...

Mol	Chain	Res	Type	Atoms	Z	Observed(°)	Ideal(°)
26	14	1302	A	OP1-P-OP2	8.75	132.72	119.60
26	14	1566	A	C8-N9-C4	8.75	109.30	105.80
26	1H	695	G	C5-C6-O6	8.75	133.85	128.60
26	1H	2712	U	O4'-C1'-N1	8.75	115.20	108.20
26	14	1830	C	C5-C4-N4	-8.75	114.08	120.20
26	14	2390	U	O5'-P-OP1	-8.74	97.83	105.70
37	78	15	ARG	C-N-CA	8.74	143.56	121.70
26	1H	1950	G	C5-C6-N1	-8.74	107.13	111.50
1	1G	1260	C	C5-C6-N1	8.73	125.37	121.00
26	1H	2318	G	C5-N7-C8	-8.73	99.93	104.30
26	1H	2688	U	C4-C5-C6	8.73	124.94	119.70
1	1G	1489	G	C8-N9-C4	8.73	109.89	106.40
26	1H	676	A	C4-C5-N7	8.73	115.06	110.70
26	14	205	G	N1-C6-O6	8.73	125.14	119.90
1	13	760	G	C5-C6-O6	-8.72	123.37	128.60
27	16	82	G	O5'-P-OP2	-8.72	97.85	105.70
26	14	1253	A	C5-C6-N6	-8.72	116.73	123.70
1	13	1266	G	C6-C5-N7	-8.71	125.17	130.40
26	1H	773	U	C5-C6-N1	-8.71	118.34	122.70
26	1H	1574	C	C6-N1-C2	8.70	123.78	120.30
26	1H	1602	U	C5-C6-N1	-8.70	118.35	122.70
26	1H	1598	C	OP1-P-O3'	8.70	124.34	105.20
26	14	1162	G	O5'-P-OP1	-8.70	97.87	105.70
26	1H	452	G	N1-C6-O6	-8.70	114.68	119.90
26	1H	778	G	N1-C6-O6	-8.69	114.68	119.90
26	1H	1198	U	N3-C2-O2	-8.69	116.12	122.20
26	1H	2503	A	N1-C6-N6	8.69	123.81	118.60
26	14	2689	U	N3-C4-O4	-8.69	113.32	119.40
26	1H	1021	A	N1-C2-N3	8.69	133.64	129.30
26	14	1992	G	C8-N9-C4	-8.69	102.93	106.40
26	1H	140	A	OP2-P-O3'	8.68	124.30	105.20
26	1H	518	G	N1-C6-O6	-8.68	114.69	119.90
26	14	2516	G	OP2-P-O3'	8.68	124.29	105.20
26	1H	1607	C	N3-C4-N4	8.67	124.07	118.00
26	14	2062	A	C4-C5-C6	-8.67	112.66	117.00
26	1H	196	A	O4'-C1'-N9	8.67	115.14	108.20
26	14	783	A	C5-C6-N1	-8.67	113.36	117.70
26	14	788	A	C8-N9-C4	-8.67	102.33	105.80
37	78	61	ARG	NE-CZ-NH1	8.67	124.63	120.30
26	14	49	A	P-O3'-C3'	8.67	130.10	119.70
26	14	1678	G	N3-C2-N2	-8.67	113.83	119.90
26	1H	378	C	C5-C4-N4	-8.66	114.14	120.20

Continued on next page...

Continued from previous page...

Mol	Chain	Res	Type	Atoms	Z	Observed(°)	Ideal(°)
26	14	800	A	OP1-P-OP2	8.66	132.60	119.60
26	14	71	A	N7-C8-N9	8.66	118.13	113.80
26	14	855	G	C8-N9-C4	-8.66	102.94	106.40
26	1H	2394	C	O5'-P-OP2	-8.66	97.91	105.70
27	16	13	A	OP1-P-OP2	8.66	132.59	119.60
26	1H	321	G	N1-C6-O6	8.65	125.09	119.90
26	14	1950	G	N7-C8-N9	8.65	117.43	113.10
26	1H	210	C	N3-C4-C5	8.65	125.36	121.90
26	14	2249	U	C5-C6-N1	8.65	127.03	122.70
26	1H	668	G	O5'-P-OP2	-8.65	97.92	105.70
26	1H	2507	C	O5'-P-OP1	-8.65	97.92	105.70
26	1H	2532	G	N1-C6-O6	8.64	125.08	119.90
1	13	1487	G	O5'-P-OP2	-8.64	97.93	105.70
26	1H	661	C	C6-N1-C2	8.64	123.75	120.30
26	14	34	C	N1-C2-O2	8.64	124.08	118.90
26	1H	2618	G	O5'-P-OP2	-8.63	97.93	105.70
26	1H	641	C	O5'-P-OP1	-8.63	97.93	105.70
26	14	2287	A	C8-N9-C4	8.63	109.25	105.80
26	1H	1681	G	N3-C4-C5	8.63	132.91	128.60
26	14	530	G	N3-C4-C5	8.63	132.91	128.60
26	1H	795	C	O5'-P-OP2	-8.62	97.94	105.70
26	1H	238	C	C5-C6-N1	-8.62	116.69	121.00
26	1H	2275	C	OP1-P-O3'	8.62	124.17	105.20
1	13	1279	A	N7-C8-N9	8.62	118.11	113.80
26	1H	141(A)	C	C5-C4-N4	-8.62	114.17	120.20
26	1H	2622	C	O5'-P-OP2	-8.62	97.94	105.70
1	13	690	G	N7-C8-N9	8.61	117.41	113.10
26	1H	2275	C	O5'-P-OP2	-8.61	97.95	105.70
26	1H	71	A	N3-C4-N9	-8.61	120.51	127.40
26	1H	1616	A	C6-C5-N7	-8.61	126.27	132.30
26	14	330	A	N1-C2-N3	8.61	133.60	129.30
26	14	1786	A	N9-C1'-C2'	8.60	125.18	114.00
26	1H	915	C	N3-C2-O2	-8.60	115.88	121.90
26	1H	978	G	O5'-P-OP2	-8.60	97.96	105.70
26	1H	1241	A	C5-N7-C8	-8.60	99.60	103.90
26	1H	1428	C	C5-C6-N1	-8.59	116.70	121.00
26	1H	1695	G	OP1-P-OP2	8.59	132.49	119.60
26	1H	2357	U	O5'-P-OP2	-8.59	97.97	105.70
26	14	2779	U	C5-C4-O4	8.59	131.06	125.90
26	14	746	A	O4'-C1'-N9	8.59	115.07	108.20
1	13	1517	G	O5'-P-OP2	-8.59	97.97	105.70
26	1H	530	G	C6-C5-N7	8.59	135.55	130.40

Continued on next page...

Continued from previous page...

Mol	Chain	Res	Type	Atoms	Z	Observed(°)	Ideal(°)
26	1H	1698	A	C5-C6-N1	-8.59	113.41	117.70
26	1H	2287	A	O5'-P-OP2	-8.59	97.97	105.70
26	14	1599	C	C6-N1-C2	-8.59	116.87	120.30
27	16	60	C	C6-N1-C2	-8.58	116.87	120.30
26	14	569	U	C2-N3-C4	-8.58	121.85	127.00
26	1H	208	C	C6-N1-C2	8.58	123.73	120.30
26	1H	2699	C	N3-C4-C5	8.58	125.33	121.90
26	14	194	G	N1-C6-O6	8.58	125.05	119.90
26	1H	1786	A	OP1-P-O3'	8.58	124.07	105.20
26	1H	1325	G	C6-C5-N7	-8.57	125.26	130.40
26	1H	2388	A	O5'-P-OP1	8.57	120.99	110.70
24	3L	76	A	C6-C5-N7	-8.57	126.30	132.30
1	13	524	G	O5'-P-OP1	-8.57	97.99	105.70
26	14	681	G	C6-C5-N7	-8.57	125.26	130.40
26	1H	863	A	O5'-P-OP1	8.57	120.98	110.70
26	1H	2712	U	N1-C2-N3	8.57	120.04	114.90
26	14	1430	C	O5'-P-OP2	-8.57	97.99	105.70
26	1H	25	U	C5-C4-O4	-8.56	120.76	125.90
26	1H	961	C	OP1-P-O3'	8.56	124.04	105.20
1	1G	974	A	O4'-C1'-N9	8.56	115.05	108.20
1	1G	1526	G	C5-C6-O6	-8.56	123.46	128.60
1	13	580	U	C5-C6-N1	-8.55	118.42	122.70
26	1H	1027	A	C2-N3-C4	-8.55	106.32	110.60
26	14	2501	C	C2-N1-C1'	-8.55	109.39	118.80
26	1H	2721	A	N1-C6-N6	8.55	123.73	118.60
26	1H	2278	A	C6-N1-C2	-8.54	113.47	118.60
26	1H	2405	G	C8-N9-C4	-8.54	102.98	106.40
1	13	813	U	N3-C4-O4	-8.54	113.42	119.40
26	1H	1644	C	N3-C2-O2	-8.54	115.92	121.90
26	1H	2055	C	C5-C6-N1	8.54	125.27	121.00
26	14	1684	C	C6-N1-C2	8.54	123.72	120.30
26	1H	271(B)	G	P-O3'-C3'	8.54	129.95	119.70
26	1H	271(B)	G	N3-C4-C5	-8.53	124.33	128.60
1	13	1519	A	C8-N9-C4	-8.53	102.39	105.80
26	1H	121	G	C6-N1-C2	-8.53	119.98	125.10
26	1H	1574	C	C5-C6-N1	-8.53	116.73	121.00
26	1H	2266	A	C6-N1-C2	-8.53	113.48	118.60
26	1H	917	A	O5'-P-OP1	-8.53	98.02	105.70
26	1H	2665	A	N1-C2-N3	8.53	133.56	129.30
26	14	1332	G	C8-N9-C4	-8.53	102.99	106.40
1	1G	547	A	C8-N9-C4	8.53	109.21	105.80
26	14	773	U	C4-C5-C6	8.53	124.81	119.70

Continued on next page...

Continued from previous page...

Mol	Chain	Res	Type	Atoms	Z	Observed(°)	Ideal(°)
26	1H	1366	A	C8-N9-C4	8.52	109.21	105.80
26	1H	668	G	N3-C2-N2	8.52	125.86	119.90
26	14	1907	G	O5'-P-OP1	-8.52	98.03	105.70
26	14	1396	U	N3-C2-O2	-8.52	116.24	122.20
26	1H	944	G	N7-C8-N9	8.52	117.36	113.10
26	1H	530	G	C8-N9-C1'	8.52	138.07	127.00
26	14	783	A	N3-C4-N9	-8.51	120.59	127.40
26	14	2873	A	C4-C5-N7	8.51	114.95	110.70
27	1J	114	G	OP1-P-OP2	8.51	132.36	119.60
26	1H	1517	G	OP1-P-O3'	8.50	123.90	105.20
26	1H	2061	G	OP1-P-O3'	8.50	123.90	105.20
26	1H	2258	C	N1-C2-O2	-8.50	113.80	118.90
26	14	828	U	N3-C2-O2	-8.50	116.25	122.20
26	1H	673	C	N3-C4-N4	8.50	123.95	118.00
26	1H	954	G	N3-C2-N2	-8.50	113.95	119.90
26	1H	1366	A	N9-C4-C5	-8.50	102.40	105.80
1	1G	354	G	O5'-P-OP2	-8.50	98.05	105.70
26	14	730	C	O5'-P-OP2	-8.50	98.05	105.70
1	13	1326	C	O5'-P-OP2	-8.49	98.06	105.70
26	14	184	C	C5-C6-N1	-8.49	116.76	121.00
26	14	829	A	O5'-P-OP1	-8.49	98.06	105.70
26	14	778	G	N1-C2-N2	-8.48	108.56	116.20
26	14	1391	U	O5'-P-OP1	-8.48	98.07	105.70
26	1H	676	A	N1-C2-N3	8.48	133.54	129.30
1	13	1502	A	N9-C4-C5	-8.48	102.41	105.80
26	14	1925	C	N1-C2-O2	-8.48	113.81	118.90
26	1H	974(A)	C	C5-C6-N1	-8.47	116.76	121.00
1	1G	518	C	N1-C2-O2	8.47	123.98	118.90
26	14	1313	U	C5-C6-N1	8.47	126.94	122.70
26	1H	2089	U	C5-C4-O4	-8.47	120.82	125.90
1	1G	894	G	C4-C5-N7	8.47	114.19	110.80
26	14	2437	U	C5-C4-O4	8.47	130.98	125.90
26	1H	520	G	N1-C6-O6	-8.47	114.82	119.90
26	14	2252	G	N9-C4-C5	-8.47	102.01	105.40
24	3K	76	A	C2-N3-C4	-8.46	106.37	110.60
26	1H	858	U	O5'-P-OP2	-8.46	98.08	105.70
26	14	2443	C	O5'-P-OP1	-8.46	98.08	105.70
1	13	904	C	N3-C4-C5	8.46	125.28	121.90
26	1H	1776	G	C5-C6-O6	-8.46	123.52	128.60
1	13	974	A	C6-C5-N7	-8.46	126.38	132.30
1	13	903	G	O5'-P-OP2	-8.46	98.09	105.70
26	14	197	A	C6-N1-C2	-8.46	113.53	118.60

Continued on next page...

Continued from previous page...

Mol	Chain	Res	Type	Atoms	Z	Observed(°)	Ideal(°)
26	1H	1297	C	OP1-P-O3'	8.45	123.80	105.20
26	14	140	A	N1-C6-N6	8.45	123.67	118.60
26	14	768	G	OP1-P-OP2	8.45	132.28	119.60
26	1H	74	A	N1-C2-N3	8.45	133.53	129.30
1	13	690	G	C2-N3-C4	-8.45	107.68	111.90
26	14	2392	A	N7-C8-N9	8.45	118.02	113.80
26	1H	1528	A	O4'-C1'-N9	8.45	114.96	108.20
26	1H	977	G	O5'-P-OP2	-8.44	98.10	105.70
26	1H	1375	C	OP1-P-O3'	8.44	123.78	105.20
26	14	2441	C	OP1-P-OP2	-8.44	106.94	119.60
26	1H	1698	A	N7-C8-N9	8.44	118.02	113.80
26	14	2596	U	C5-C6-N1	-8.44	118.48	122.70
26	1H	501	A	O5'-P-OP2	-8.44	98.11	105.70
26	14	1612	C	C6-N1-C2	8.44	123.67	120.30
26	1H	1286	A	O5'-P-OP2	-8.44	98.11	105.70
26	1H	2502	G	N7-C8-N9	8.44	117.32	113.10
26	1H	784	A	OP1-P-O3'	8.43	123.75	105.20
26	1H	1623	G	N1-C6-O6	-8.43	114.84	119.90
26	14	74	A	N1-C2-N3	8.43	133.52	129.30
26	14	205	G	C8-N9-C4	8.43	109.77	106.40
26	1H	120	U	N1-C2-N3	8.43	119.96	114.90
26	1H	968	G	N1-C2-N2	-8.43	108.61	116.20
26	1H	784	A	N9-C4-C5	8.43	109.17	105.80
26	14	1605	C	C5-C6-N1	-8.43	116.79	121.00
1	13	974	A	O4'-C1'-N9	8.43	114.94	108.20
27	16	82	G	N7-C8-N9	-8.43	108.89	113.10
26	14	2365	G	C5-C6-O6	-8.42	123.55	128.60
26	1H	860	U	N3-C2-O2	-8.42	116.31	122.20
26	1H	193	U	N1-C2-O2	-8.42	116.91	122.80
26	1H	514	A	C6-N1-C2	-8.42	113.55	118.60
26	1H	593	G	O5'-P-OP2	-8.42	98.12	105.70
26	1H	598	G	OP1-P-OP2	8.42	132.22	119.60
26	1H	1676	A	C2-N3-C4	-8.41	106.39	110.60
26	1H	265	A	C5-N7-C8	-8.41	99.69	103.90
26	1H	1347	G	OP1-P-O3'	8.41	123.70	105.20
26	1H	2092	U	O5'-P-OP2	-8.41	98.13	105.70
26	14	1477	A	O5'-P-OP2	-8.41	98.13	105.70
26	14	1786	A	O5'-P-OP2	-8.41	98.13	105.70
26	1H	1300	U	O5'-P-OP1	8.41	120.79	110.70
26	14	2477	C	C2-N1-C1'	8.41	128.05	118.80
19	AI	41	VAL	C-N-CD	-8.40	102.11	120.60
26	14	528	A	C4-C5-N7	8.40	114.90	110.70

Continued on next page...

Continued from previous page...

Mol	Chain	Res	Type	Atoms	Z	Observed(°)	Ideal(°)
26	14	1332	G	C8-N9-C1'	-8.40	116.08	127.00
26	1H	99	U	N3-C2-O2	-8.40	116.32	122.20
26	1H	1021	A	C5-C6-N1	-8.40	113.50	117.70
26	1H	1602	U	O5'-P-OP2	8.40	120.78	110.70
26	14	2256	G	N3-C2-N2	8.40	125.78	119.90
1	1G	1281	U	N3-C2-O2	-8.39	116.32	122.20
26	1H	1394	U	O5'-P-OP2	8.39	120.76	110.70
26	1H	913	U	N3-C4-O4	-8.38	113.53	119.40
26	1H	1779	U	O5'-P-OP1	-8.38	98.16	105.70
26	1H	1122	G	C5-C6-O6	-8.38	123.57	128.60
26	1H	2500	U	C5-C6-N1	-8.38	118.51	122.70
26	1H	2604	U	C2-N1-C1'	8.38	127.76	117.70
1	1G	250	A	N1-C6-N6	-8.38	113.57	118.60
26	1H	906	G	N1-C6-O6	-8.38	114.87	119.90
26	1H	2314	C	O5'-P-OP2	-8.38	98.16	105.70
26	14	856	C	O5'-P-OP1	-8.38	98.16	105.70
26	14	1359	A	N9-C4-C5	-8.38	102.45	105.80
26	1H	537	C	O5'-P-OP2	-8.38	98.16	105.70
26	14	783	A	C5-C6-N6	-8.38	117.00	123.70
26	1H	1646	C	C6-N1-C2	8.37	123.65	120.30
26	1H	1932	A	N1-C6-N6	8.37	123.62	118.60
27	16	5	C	N3-C4-C5	8.37	125.25	121.90
22	1K	76	A	N7-C8-N9	8.36	117.98	113.80
26	1H	2256	G	O5'-P-OP2	-8.36	98.17	105.70
27	16	6	C	N3-C4-N4	8.36	123.85	118.00
1	1G	1413	A	C2-N3-C4	-8.36	106.42	110.60
26	1H	1566	A	O5'-P-OP1	8.36	120.73	110.70
1	13	792	A	N3-C4-C5	8.35	132.65	126.80
26	1H	2068	U	N3-C4-O4	-8.35	113.55	119.40
26	14	1824	G	O5'-P-OP2	-8.35	98.18	105.70
26	1H	783	A	C5-C6-N1	-8.35	113.53	117.70
26	1H	1599	C	OP2-P-O3'	8.35	123.57	105.20
26	1H	2346	A	C6-N1-C2	-8.35	113.59	118.60
31	31	176	LEU	CB-CG-CD2	-8.35	96.81	111.00
26	1H	1646	C	C5-C6-N1	-8.35	116.83	121.00
26	1H	1241	A	C2-N3-C4	-8.34	106.43	110.60
26	1H	2604	U	N1-C2-O2	8.34	128.64	122.80
26	14	528	A	C6-C5-N7	-8.34	126.46	132.30
26	1H	1141	U	O4'-C1'-N1	8.34	114.87	108.20
26	1H	113	G	N3-C2-N2	-8.34	114.06	119.90
26	14	1902	C	O5'-P-OP1	-8.34	98.19	105.70
26	1H	2496	C	O5'-P-OP1	8.34	120.70	110.70

Continued on next page...

Continued from previous page...

Mol	Chain	Res	Type	Atoms	Z	Observed(°)	Ideal(°)
26	14	775	G	N3-C4-C5	-8.34	124.43	128.60
26	14	733	G	C8-N9-C1'	-8.33	116.17	127.00
27	1J	84	C	C5-C6-N1	-8.33	116.83	121.00
26	14	1314	C	N1-C2-O2	8.33	123.90	118.90
1	13	571	U	OP1-P-O3'	-8.33	86.88	105.20
26	1H	1023	U	O5'-P-OP1	-8.33	98.21	105.70
26	1H	2418	A	N9-C4-C5	8.33	109.13	105.80
26	14	1011	G	C4-N9-C1'	-8.33	115.68	126.50
26	1H	2751	G	C5-N7-C8	8.32	108.46	104.30
1	1G	1498	U	P-O3'-C3'	8.32	129.69	119.70
26	1H	2234	G	C8-N9-C4	8.32	109.73	106.40
26	14	1306	C	O5'-P-OP1	-8.32	98.21	105.70
26	1H	683	C	N3-C4-C5	8.32	125.23	121.90
26	1H	1223	C	C5-C4-N4	-8.32	114.38	120.20
26	14	2024	G	C5-C6-O6	-8.31	123.61	128.60
26	1H	738	G	C5-C6-O6	-8.31	123.61	128.60
26	1H	1636	C	C4-C5-C6	8.31	121.56	117.40
26	1H	1955	U	C5-C4-O4	8.31	130.88	125.90
26	14	1283	G	N3-C4-C5	-8.31	124.45	128.60
26	14	2392	A	C5-C6-N1	-8.30	113.55	117.70
26	1H	1899	G	C4-C5-C6	-8.30	113.82	118.80
26	1H	1781	C	N3-C4-C5	8.30	125.22	121.90
26	1H	2377	A	N1-C6-N6	8.30	123.58	118.60
26	14	1274	A	O5'-P-OP2	-8.30	98.23	105.70
27	1J	114	G	O5'-P-OP2	-8.29	98.24	105.70
26	14	607	U	O5'-P-OP2	-8.29	98.24	105.70
26	14	1349	A	C5-N7-C8	-8.29	99.75	103.90
26	14	2329	G	C5-C6-N1	8.29	115.64	111.50
26	14	765	G	N9-C4-C5	8.29	108.72	105.40
26	14	2822	G	C5-N7-C8	8.29	108.44	104.30
26	1H	983	A	C8-N9-C4	8.29	109.11	105.80
26	1H	673	C	C5-C4-N4	-8.28	114.40	120.20
26	14	512	G	O4'-C1'-N9	8.29	114.83	108.20
26	1H	103	A	C8-N9-C4	8.28	109.11	105.80
26	1H	2700	C	N3-C4-C5	8.28	125.21	121.90
26	14	1786	A	OP1-P-O3'	8.28	123.42	105.20
26	1H	760	G	N1-C6-O6	8.28	124.87	119.90
26	1H	968	G	C5-C6-O6	8.28	133.57	128.60
24	3L	76	A	O4'-C1'-N9	8.28	114.82	108.20
26	1H	1321	A	C8-N9-C4	8.27	109.11	105.80
26	1H	595	C	N3-C4-C5	8.27	125.21	121.90
26	1H	663	G	OP1-P-OP2	8.27	132.00	119.60

Continued on next page...

Continued from previous page...

Mol	Chain	Res	Type	Atoms	Z	Observed(°)	Ideal(°)
26	1H	829	A	O5'-P-OP2	-8.27	98.26	105.70
26	1H	1968	G	O5'-P-OP1	8.27	120.62	110.70
26	1H	2713	A	C5-C6-N1	-8.27	113.57	117.70
26	1H	1752	C	C6-N1-C2	8.26	123.61	120.30
26	1H	1778	U	OP2-P-O3'	8.26	123.38	105.20
26	1H	774	A	C4-N9-C1'	-8.26	111.43	126.30
26	1H	1423	G	N3-C2-N2	8.26	125.68	119.90
26	1H	1698	A	C4-C5-N7	8.26	114.83	110.70
26	1H	1701	A	O5'-P-OP2	-8.26	98.27	105.70
26	14	2296	U	O5'-P-OP1	-8.26	98.27	105.70
26	1H	224	G	O5'-P-OP2	-8.26	98.27	105.70
26	1H	1303	G	N1-C2-N2	-8.26	108.77	116.20
26	1H	2584	U	N3-C4-O4	-8.26	113.62	119.40
1	13	905	U	O5'-P-OP2	8.26	120.61	110.70
26	14	2282	G	N1-C6-O6	8.25	124.85	119.90
26	1H	1300	U	O5'-P-OP2	-8.25	98.27	105.70
26	1H	691	C	C5-C6-N1	-8.25	116.87	121.00
26	1H	829	A	OP1-P-OP2	8.25	131.97	119.60
26	1H	1611	C	C6-N1-C2	8.25	123.60	120.30
1	13	22	G	N3-C2-N2	-8.25	114.13	119.90
26	1H	391	G	N1-C6-O6	8.25	124.85	119.90
26	1H	223	A	O5'-P-OP2	-8.24	98.28	105.70
26	1H	258	G	N1-C6-O6	-8.24	114.95	119.90
26	14	133	C	N3-C4-C5	8.24	125.20	121.90
26	1H	695	G	N1-C2-N2	-8.24	108.79	116.20
1	1G	428	G	N3-C4-N9	-8.24	121.06	126.00
26	14	784	A	P-O3'-C3'	8.24	129.59	119.70
26	14	1600	C	O5'-P-OP2	-8.24	98.29	105.70
1	13	1371	G	O5'-P-OP2	8.23	120.58	110.70
26	14	213	A	O5'-P-OP2	-8.23	98.29	105.70
26	14	2252	G	OP1-P-OP2	8.23	131.95	119.60
26	1H	1649	G	N3-C4-C5	-8.23	124.48	128.60
26	14	774	A	C8-N9-C1'	8.23	142.51	127.70
26	1H	983	A	N7-C8-N9	-8.23	109.69	113.80
26	1H	1931	U	C4-C5-C6	8.23	124.64	119.70
26	14	2237	G	N1-C2-N2	-8.22	108.80	116.20
26	1H	798	G	O5'-P-OP2	8.22	120.56	110.70
26	14	2387	U	C2-N3-C4	-8.22	122.07	127.00
26	14	2427	C	C6-N1-C2	8.22	123.59	120.30
26	1H	913	U	N3-C4-C5	8.22	119.53	114.60
1	13	1530	G	N3-C4-C5	8.22	132.71	128.60
26	1H	792	G	O5'-P-OP1	-8.22	98.30	105.70

Continued on next page...

Continued from previous page...

Mol	Chain	Res	Type	Atoms	Z	Observed(°)	Ideal(°)
26	1H	845	G	C4-N9-C1'	-8.22	115.82	126.50
26	14	2779	U	C5-C6-N1	-8.22	118.59	122.70
26	1H	134	C	C2-N3-C4	-8.21	115.79	119.90
26	14	2371	G	N3-C4-N9	8.21	130.93	126.00
26	1H	607	U	O5'-P-OP1	-8.21	98.31	105.70
26	1H	755	C	C4-C5-C6	8.21	121.51	117.40
26	1H	1939	U	N3-C4-O4	-8.21	113.65	119.40
26	1H	1128	A	O5'-P-OP1	-8.21	98.31	105.70
26	14	330	A	N1-C6-N6	8.21	123.52	118.60
26	14	1663	C	C5-C4-N4	-8.21	114.45	120.20
26	14	1698	A	N9-C4-C5	-8.21	102.52	105.80
26	14	2237	G	N3-C2-N2	8.21	125.65	119.90
26	14	2392	A	N1-C6-N6	8.21	123.52	118.60
26	1H	380	U	N3-C4-O4	-8.20	113.66	119.40
26	1H	999	U	O5'-P-OP2	8.20	120.55	110.70
26	1H	1830	C	C5-C4-N4	-8.20	114.46	120.20
26	1H	2689	U	C2-N3-C4	-8.20	122.08	127.00
26	14	556	G	C8-N9-C1'	-8.21	116.33	127.00
26	14	1681	G	C5-N7-C8	-8.20	100.20	104.30
23	2K	76	C	C5-C4-N4	-8.20	114.46	120.20
26	14	672	C	N3-C4-N4	-8.19	112.26	118.00
26	1H	698	C	C2-N3-C4	-8.19	115.80	119.90
26	14	1786	A	C5-C6-N1	-8.19	113.60	117.70
26	1H	2441	C	C5-C4-N4	8.19	125.93	120.20
26	1H	2751	G	C8-N9-C4	8.19	109.68	106.40
26	14	2425	A	O4'-C1'-N9	8.19	114.75	108.20
26	1H	872	A	O5'-P-OP1	-8.19	98.33	105.70
26	14	740	U	C5-C4-O4	8.19	130.81	125.90
26	1H	860	U	C2-N1-C1'	8.19	127.53	117.70
26	1H	2763	G	N9-C4-C5	-8.19	102.13	105.40
26	1H	2375	G	C8-N9-C4	8.18	109.67	106.40
26	1H	530	G	N3-C4-C5	8.18	132.69	128.60
1	1G	504	C	N1-C2-O2	-8.18	113.99	118.90
26	1H	1528	A	C5-N7-C8	-8.18	99.81	103.90
26	1H	1428	C	OP1-P-OP2	8.18	131.86	119.60
26	14	2307	G	O4'-C1'-N9	8.18	114.74	108.20
26	1H	532	A	O5'-P-OP1	-8.17	98.34	105.70
26	1H	2318	G	O4'-C1'-N9	8.17	114.74	108.20
26	14	1950	G	C2-N3-C4	-8.17	107.81	111.90
27	16	115	G	C6-N1-C2	-8.17	120.20	125.10
26	14	2542	A	O5'-P-OP2	-8.17	98.34	105.70
26	14	422	A	O5'-P-OP2	-8.17	98.35	105.70

Continued on next page...

Continued from previous page...

Mol	Chain	Res	Type	Atoms	Z	Observed(°)	Ideal(°)
26	1H	994	C	N3-C4-C5	-8.17	118.63	121.90
26	14	2777	G	N1-C6-O6	8.17	124.80	119.90
30	29	144	ARG	NE-CZ-NH1	8.17	124.38	120.30
26	14	1528	A	C5-N7-C8	-8.16	99.82	103.90
26	14	2779	U	N1-C2-N3	8.16	119.80	114.90
26	1H	1899	G	C8-N9-C4	-8.16	103.14	106.40
26	14	602	G	C8-N9-C1'	-8.16	116.39	127.00
26	14	2374	C	C6-N1-C2	8.16	123.56	120.30
26	1H	383	U	C2-N1-C1'	-8.16	107.91	117.70
26	1H	2311	A	N3-C4-C5	8.16	132.51	126.80
26	14	574	C	N3-C4-N4	-8.16	112.29	118.00
26	1H	679	C	C5-C6-N1	-8.15	116.92	121.00
26	14	786	C	N3-C4-N4	-8.15	112.29	118.00
26	1H	245	G	C5-C6-O6	-8.15	123.71	128.60
26	14	534	U	O5'-P-OP2	-8.15	98.36	105.70
26	14	676	A	N3-C4-N9	-8.15	120.88	127.40
26	14	1858	G	N1-C6-O6	8.15	124.79	119.90
26	14	74	A	N3-C4-C5	8.15	132.50	126.80
26	1H	906	G	C6-C5-N7	8.14	135.29	130.40
27	16	115	G	C5-C6-O6	-8.14	123.71	128.60
26	14	2253	G	O5'-P-OP1	8.14	120.47	110.70
26	1H	772	C	N3-C2-O2	8.14	127.60	121.90
26	1H	1325	G	C4-C5-N7	8.14	114.06	110.80
26	14	1602	U	O5'-P-OP1	-8.14	98.37	105.70
26	1H	129	C	N3-C4-N4	8.14	123.70	118.00
26	1H	190	A	C5-C6-N6	-8.14	117.19	123.70
26	1H	2424	C	OP1-P-OP2	8.14	131.81	119.60
26	14	330	A	N3-C4-C5	8.14	132.50	126.80
26	14	201	C	C2-N3-C4	-8.14	115.83	119.90
26	14	2329	G	N1-C6-O6	8.13	124.78	119.90
26	1H	2751	G	N9-C4-C5	-8.13	102.15	105.40
1	1G	1322	C	N3-C2-O2	-8.13	116.21	121.90
26	14	2003	G	C5-C6-O6	-8.13	123.72	128.60
26	14	736	C	O5'-P-OP2	8.12	120.45	110.70
26	1H	806	C	C2-N3-C4	-8.12	115.84	119.90
26	1H	1621	U	N3-C2-O2	8.12	127.89	122.20
26	14	130	C	C2-N3-C4	-8.12	115.84	119.90
26	14	755	C	C5-C6-N1	-8.12	116.94	121.00
1	13	266	G	N1-C6-O6	8.12	124.77	119.90
26	1H	2510	C	C5-C4-N4	8.12	125.88	120.20
1	1G	449	C	N3-C2-O2	-8.12	116.22	121.90
26	1H	142	G	C8-N9-C4	8.11	109.65	106.40

Continued on next page...

Continued from previous page...

Mol	Chain	Res	Type	Atoms	Z	Observed(°)	Ideal(°)
26	14	1773	A	O5'-P-OP1	8.12	120.44	110.70
26	14	2503	A	N9-C4-C5	-8.12	102.55	105.80
26	1H	330	A	C4-C5-N7	8.11	114.75	110.70
1	1G	108	G	C4-C5-N7	8.11	114.05	110.80
1	13	897	C	C4-C5-C6	8.11	121.45	117.40
26	14	12	U	N1-C2-O2	8.11	128.48	122.80
26	14	856	C	C6-N1-C2	-8.11	117.06	120.30
26	1H	1611	C	C2-N3-C4	-8.11	115.85	119.90
26	14	134	C	C2-N3-C4	-8.10	115.85	119.90
26	1H	1573	G	C8-N9-C4	8.10	109.64	106.40
27	16	77	U	C5-C6-N1	-8.10	118.65	122.70
26	1H	73	A	C2-N3-C4	8.10	114.65	110.60
26	14	562	U	N3-C2-O2	-8.10	116.53	122.20
26	14	2385	C	N1-C2-O2	-8.10	114.04	118.90
26	14	2838	G	O5'-P-OP1	-8.10	98.41	105.70
26	1H	128	C	C6-N1-C2	8.10	123.54	120.30
26	1H	2287	A	N1-C2-N3	8.10	133.35	129.30
26	14	1574	C	OP2-P-O3'	8.10	123.01	105.20
26	14	2378	A	N1-C6-N6	8.10	123.46	118.60
26	1H	705	A	N1-C6-N6	8.09	123.45	118.60
26	1H	955	C	O5'-P-OP2	-8.09	98.42	105.70
26	1H	697	C	N3-C4-C5	8.09	125.14	121.90
38	88	24	GLY	N-CA-C	-8.09	92.89	113.10
26	1H	694	U	O5'-P-OP1	8.08	120.40	110.70
26	1H	1026	U	O4'-C1'-N1	8.08	114.67	108.20
26	1H	1634	A	O5'-P-OP2	-8.08	98.42	105.70
26	1H	628	G	OP1-P-OP2	8.08	131.72	119.60
26	1H	1914	C	N3-C2-O2	-8.08	116.25	121.90
26	1H	1420	U	O5'-P-OP2	-8.08	98.43	105.70
26	1H	481	G	N1-C6-O6	8.07	124.74	119.90
26	14	472	A	N9-C4-C5	8.07	109.03	105.80
22	1K	76	A	O4'-C1'-N9	8.07	114.66	108.20
26	1H	2540	C	N3-C4-C5	8.07	125.13	121.90
26	14	2490	G	C8-N9-C4	-8.07	103.17	106.40
26	1H	967	C	O5'-P-OP1	8.06	120.38	110.70
45	F8	3	THR	C-N-CA	8.06	141.86	121.70
26	14	90	U	O4'-C1'-N1	8.06	114.65	108.20
26	1H	1363	C	N3-C4-N4	-8.06	112.36	118.00
26	1H	1543	A	C2-N3-C4	-8.06	106.57	110.60
26	1H	1558	A	N1-C2-N3	8.06	133.33	129.30
27	16	81	G	N3-C4-C5	8.06	132.63	128.60
26	1H	788	A	C8-N9-C4	8.05	109.02	105.80

Continued on next page...

Continued from previous page...

Mol	Chain	Res	Type	Atoms	Z	Observed(°)	Ideal(°)
26	1H	925	C	O5'-P-OP2	-8.05	98.45	105.70
26	1H	990	A	C8-N9-C4	-8.05	102.58	105.80
26	14	933	A	C5-N7-C8	-8.05	99.88	103.90
26	1H	2518	A	C4-C5-N7	8.05	114.72	110.70
26	14	1965	C	O5'-P-OP1	-8.04	98.46	105.70
26	1H	2537	U	N3-C4-O4	-8.04	113.77	119.40
26	1H	825	C	C4-C5-C6	8.04	121.42	117.40
26	1H	2448	A	C6-N1-C2	-8.04	113.78	118.60
26	14	133	C	C2-N3-C4	-8.04	115.88	119.90
26	1H	1616	A	O4'-C1'-N9	8.04	114.63	108.20
1	13	690	G	O4'-C1'-N9	8.03	114.63	108.20
1	13	1408	A	C8-N9-C4	-8.04	102.59	105.80
26	1H	1423	G	N7-C8-N9	-8.04	109.08	113.10
26	1H	184	C	C6-N1-C2	8.03	123.51	120.30
26	14	1932	A	O5'-P-OP2	8.03	120.34	110.70
26	1H	681	G	N1-C2-N3	8.03	128.72	123.90
41	75	4	GLY	N-CA-C	8.03	133.16	113.10
26	14	189	G	C5-C6-O6	-8.02	123.79	128.60
26	14	1471	A	N7-C8-N9	8.02	117.81	113.80
26	1H	1616	A	C2-N3-C4	-8.02	106.59	110.60
26	14	2688	U	N3-C4-O4	-8.02	113.78	119.40
26	1H	757	U	C5-C4-O4	8.02	130.71	125.90
26	14	1528	A	N7-C8-N9	8.02	117.81	113.80
26	14	2880	C	C6-N1-C2	-8.02	117.09	120.30
29	11	260	ARG	NE-CZ-NH1	-8.02	116.29	120.30
26	1H	673	C	N1-C2-O2	-8.02	114.09	118.90
26	14	632	A	N7-C8-N9	8.02	117.81	113.80
26	1H	468	G	C8-N9-C4	8.01	109.61	106.40
26	1H	2439	A	O5'-P-OP2	-8.01	98.49	105.70
24	3L	5	C	C6-N1-C2	-8.01	117.09	120.30
26	14	1900	A	C8-N9-C4	-8.01	102.59	105.80
1	13	452	A	O5'-P-OP1	-8.01	98.49	105.70
26	1H	2330	G	C5-C6-O6	-8.01	123.79	128.60
26	14	602	G	N9-C4-C5	-8.01	102.20	105.40
26	14	1564	C	C5-C4-N4	8.01	125.81	120.20
26	14	1684	C	C5-C6-N1	-8.01	117.00	121.00
26	14	2329	G	C4-C5-N7	8.01	114.00	110.80
26	1H	621	A	N3-C4-C5	8.01	132.40	126.80
24	3K	76	A	C8-N9-C4	-8.00	102.60	105.80
26	1H	1781	C	C5-C4-N4	-8.00	114.60	120.20
26	1H	2276	G	C8-N9-C4	-8.00	103.20	106.40
37	78	50	ARG	NE-CZ-NH2	8.00	124.30	120.30

Continued on next page...

Continued from previous page...

Mol	Chain	Res	Type	Atoms	Z	Observed(°)	Ideal(°)
26	1H	1368	G	C2-N3-C4	8.00	115.90	111.90
1	1G	13	U	O5'-P-OP1	-8.00	98.50	105.70
26	14	697	C	O5'-P-OP1	-8.00	98.50	105.70
26	14	1639	U	N3-C4-O4	-8.00	113.80	119.40
26	1H	778	G	O5'-P-OP2	-8.00	98.50	105.70
26	1H	1971	A	N1-C2-N3	-7.99	125.30	129.30
26	14	1899	G	C8-N9-C4	-7.99	103.20	106.40
26	1H	1399	C	OP2-P-O3'	7.99	122.78	105.20
26	14	783	A	O5'-P-OP1	7.99	120.29	110.70
26	1H	378	C	N3-C4-N4	7.99	123.59	118.00
26	1H	2706	G	N1-C2-N2	-7.99	109.01	116.20
26	1H	508	G	N7-C8-N9	7.99	117.09	113.10
26	1H	1673	U	C5-C6-N1	-7.99	118.71	122.70
26	14	2688	U	C5-C6-N1	-7.99	118.70	122.70
26	1H	67	U	O5'-P-OP2	7.99	120.28	110.70
26	1H	1202	C	N3-C4-C5	-7.99	118.71	121.90
26	1H	1900	A	O5'-P-OP1	7.98	120.28	110.70
26	1H	239	U	N3-C4-O4	-7.98	113.81	119.40
26	1H	1639	U	N3-C2-O2	-7.98	116.61	122.20
26	14	1496	A	C6-C5-N7	-7.98	126.72	132.30
26	14	2866	U	C5-C4-O4	7.98	130.69	125.90
26	1H	1502	C	C6-N1-C2	-7.98	117.11	120.30
26	1H	2503	A	C2-N3-C4	7.98	114.59	110.60
26	14	315	G	O5'-P-OP2	-7.98	98.52	105.70
26	14	774	A	C5-N7-C8	-7.97	99.91	103.90
26	1H	2751	G	C4-N9-C1'	7.97	136.87	126.50
26	14	179	G	C8-N9-C4	7.97	109.59	106.40
26	14	1282	U	C5-C6-N1	-7.97	118.71	122.70
26	1H	2308	G	C6-N1-C2	7.97	129.88	125.10
26	14	1496	A	C4-C5-N7	7.97	114.69	110.70
26	1H	125	G	C5-C6-O6	-7.97	123.82	128.60
26	1H	470	A	O5'-P-OP1	-7.97	98.53	105.70
26	1H	2830	G	C8-N9-C4	-7.97	103.21	106.40
26	14	252	G	O5'-P-OP1	7.97	120.26	110.70
26	14	2581	G	N1-C2-N2	-7.97	109.03	116.20
26	14	2688	U	C4-C5-C6	7.97	124.48	119.70
1	13	780	A	C2-N3-C4	-7.97	106.62	110.60
26	14	2062	A	C6-C5-N7	7.97	137.88	132.30
26	1H	1427	A	C6-N1-C2	-7.96	113.82	118.60
26	14	767	U	C5-C6-N1	-7.96	118.72	122.70
26	1H	842	G	C5-C6-O6	-7.96	123.83	128.60
27	16	41	U	C5-C6-N1	-7.96	118.72	122.70

Continued on next page...

Continued from previous page...

Mol	Chain	Res	Type	Atoms	Z	Observed(°)	Ideal(°)
26	14	621	A	C8-N9-C4	-7.96	102.62	105.80
1	1G	110	C	C6-N1-C2	7.96	123.48	120.30
26	1H	1728	G	C4-C5-N7	7.96	113.98	110.80
26	1H	1520	U	C5-C4-O4	7.95	130.67	125.90
26	14	52	A	O5'-P-OP1	-7.95	98.54	105.70
26	1H	2513	G	O5'-P-OP2	-7.95	98.54	105.70
26	1H	2285	C	N3-C4-N4	-7.95	112.44	118.00
26	1H	1973	G	N1-C6-O6	-7.95	115.13	119.90
26	14	2477	C	C6-N1-C2	-7.95	117.12	120.30
1	13	715	A	O5'-P-OP2	-7.95	98.55	105.70
26	14	251	A	C8-N9-C4	7.95	108.98	105.80
26	14	1605	C	O5'-P-OP1	-7.95	98.55	105.70
26	14	2401	U	C5-C6-N1	7.94	126.67	122.70
1	13	49	U	P-O3'-C3'	7.94	129.23	119.70
26	1H	1376	C	N1-C2-O2	-7.94	114.14	118.90
26	1H	2706	G	N3-C2-N2	7.94	125.46	119.90
26	14	1321	A	N7-C8-N9	-7.94	109.83	113.80
26	14	1930	G	C4-C5-N7	-7.94	107.62	110.80
26	1H	1258	C	OP2-P-O3'	7.94	122.66	105.20
26	14	912	C	C6-N1-C2	-7.94	117.12	120.30
1	1G	1054	C	OP1-P-OP2	-7.93	107.70	119.60
27	16	6	C	N3-C2-O2	7.93	127.45	121.90
26	14	1298	C	O5'-P-OP2	7.93	120.22	110.70
1	13	1126	U	C5-C6-N1	7.93	126.67	122.70
26	1H	1378	A	O5'-P-OP1	-7.93	98.56	105.70
26	1H	1788	C	N3-C4-C5	-7.93	118.73	121.90
26	14	2040	C	O5'-P-OP1	-7.93	98.56	105.70
1	13	22	G	O5'-P-OP2	-7.93	98.56	105.70
26	14	558	G	C8-N9-C4	7.93	109.57	106.40
26	14	457	A	O5'-P-OP2	-7.93	98.57	105.70
26	1H	321	G	C6-C5-N7	-7.92	125.65	130.40
1	1G	766	A	O5'-P-OP2	-7.92	98.58	105.70
1	13	266	G	C4-C5-N7	7.92	113.97	110.80
26	14	2273	A	O5'-P-OP2	-7.91	98.58	105.70
1	13	975	A	N1-C6-N6	7.91	123.34	118.60
26	1H	740	U	N3-C4-O4	-7.91	113.86	119.40
26	1H	68	G	O5'-P-OP1	-7.91	98.58	105.70
26	1H	728	G	O5'-P-OP2	-7.91	98.58	105.70
26	1H	2446	G	C4-C5-N7	7.91	113.96	110.80
1	1G	1449	C	C2-N1-C1'	7.91	127.50	118.80
26	1H	509	C	O5'-P-OP2	-7.91	98.58	105.70
26	1H	1759	A	OP1-P-OP2	7.91	131.46	119.60

Continued on next page...

Continued from previous page...

Mol	Chain	Res	Type	Atoms	Z	Observed(°)	Ideal(°)
1	1G	1358	U	N1-C2-O2	7.90	128.33	122.80
26	14	664	C	C5-C6-N1	-7.90	117.05	121.00
26	14	1787	A	O5'-P-OP1	-7.90	98.59	105.70
26	1H	195	A	P-O3'-C3'	7.90	129.18	119.70
26	1H	2587	A	C5-C6-N6	7.90	130.02	123.70
1	13	571	U	OP2-P-O3'	7.89	122.57	105.20
26	1H	1022	G	C8-N9-C4	-7.89	103.24	106.40
26	1H	1528	A	C2-N3-C4	-7.89	106.65	110.60
26	1H	2318	G	C4-C5-N7	7.89	113.96	110.80
26	14	71	A	C6-C5-N7	-7.89	126.78	132.30
26	14	2867	G	O5'-P-OP1	-7.89	98.60	105.70
1	13	529	G	N9-C4-C5	-7.89	102.25	105.40
1	13	817	C	C5-C4-N4	-7.89	114.68	120.20
26	1H	1586	A	C6-C5-N7	-7.89	126.78	132.30
26	1H	2299	G	O5'-P-OP2	7.88	120.16	110.70
26	14	2253	G	C4-C5-N7	7.88	113.95	110.80
26	14	990	A	N7-C8-N9	7.88	117.74	113.80
26	1H	263	C	O5'-P-OP2	-7.88	98.61	105.70
26	1H	691	C	C6-N1-C2	7.87	123.45	120.30
26	1H	814	C	O5'-P-OP2	-7.87	98.61	105.70
26	1H	933	A	O5'-P-OP1	7.87	120.15	110.70
26	1H	1282	U	C5-C6-N1	-7.87	118.76	122.70
26	1H	1575	C	O5'-P-OP1	7.87	120.15	110.70
26	14	2265	U	O5'-P-OP1	-7.87	98.61	105.70
26	1H	1248	G	C5-C6-N1	-7.87	107.56	111.50
26	1H	627	A	C8-N9-C4	7.87	108.95	105.80
26	14	575	A	C5-C6-N6	-7.87	117.41	123.70
26	1H	148	C	C2-N3-C4	-7.87	115.97	119.90
31	31	176	LEU	CA-CB-CG	7.86	133.38	115.30
1	1G	114	U	C5-C6-N1	-7.86	118.77	122.70
26	14	2518	A	C5-C6-N1	-7.86	113.77	117.70
1	1G	246	A	O5'-P-OP2	-7.86	98.62	105.70
1	1G	576	G	C4-N9-C1'	7.86	136.72	126.50
1	1G	817	C	C6-N1-C2	7.86	123.44	120.30
26	14	1605	C	C4-C5-C6	7.86	121.33	117.40
26	1H	939	G	C5-C6-O6	7.86	133.31	128.60
26	1H	1444	G	N1-C6-O6	-7.86	115.19	119.90
27	1J	81	G	C4-C5-N7	7.86	113.94	110.80
26	14	1318	C	O5'-P-OP1	-7.86	98.63	105.70
1	13	1259	C	C6-N1-C2	-7.86	117.16	120.30
26	1H	1785	A	N1-C2-N3	7.86	133.23	129.30
26	14	791	C	C6-N1-C2	7.86	123.44	120.30

Continued on next page...

Continued from previous page...

Mol	Chain	Res	Type	Atoms	Z	Observed(°)	Ideal(°)
26	14	808	G	N1-C2-N2	-7.86	109.13	116.20
26	14	2324	C	C5-C4-N4	-7.86	114.70	120.20
26	1H	2594	C	C2-N3-C4	-7.85	115.97	119.90
1	13	792	A	N9-C1'-C2'	7.85	124.21	114.00
26	1H	1606	G	C5-C6-O6	-7.85	123.89	128.60
1	1G	541	G	N1-C6-O6	7.85	124.61	119.90
26	14	1937	A	O4'-C1'-N9	7.85	114.48	108.20
26	1H	140	A	O4'-C1'-N9	7.85	114.48	108.20
26	14	1643	G	O5'-P-OP2	-7.85	98.63	105.70
1	13	1503	A	O5'-P-OP1	-7.85	98.64	105.70
1	1G	945	G	N1-C6-O6	7.85	124.61	119.90
26	14	945	A	C5-C6-N6	-7.85	117.42	123.70
26	1H	71	A	N7-C8-N9	7.85	117.72	113.80
26	14	146	G	C5-C6-O6	-7.85	123.89	128.60
26	14	2199	A	O5'-P-OP1	-7.84	98.64	105.70
1	13	623	C	C6-N1-C2	-7.84	117.16	120.30
26	1H	140	A	C5-C6-N6	-7.84	117.43	123.70
26	1H	1610	A	N9-C4-C5	-7.84	102.66	105.80
26	1H	1649	G	C8-N9-C4	-7.84	103.26	106.40
26	14	1304	C	N1-C2-O2	7.84	123.60	118.90
26	1H	16	G	O5'-P-OP2	-7.84	98.65	105.70
26	1H	2552	U	N1-C2-O2	-7.84	117.31	122.80
26	1H	2665	A	C2-N3-C4	-7.84	106.68	110.60
26	1H	133	C	C5-C6-N1	-7.83	117.08	121.00
26	1H	729	G	N7-C8-N9	7.83	117.02	113.10
26	1H	1268	A	O5'-P-OP2	-7.83	98.65	105.70
26	1H	1558	A	N1-C6-N6	7.83	123.30	118.60
26	1H	134	C	C5-C6-N1	-7.83	117.08	121.00
26	14	2386	C	C6-N1-C2	7.83	123.43	120.30
26	1H	1811	G	N3-C2-N2	-7.83	114.42	119.90
24	3K	76	A	O4'-C1'-N9	7.83	114.46	108.20
26	1H	515	A	C2-N3-C4	7.82	114.51	110.60
26	1H	695	G	O5'-P-OP1	-7.82	98.66	105.70
26	1H	2032	G	C2-N3-C4	-7.82	107.99	111.90
26	14	2329	G	C6-N1-C2	-7.82	120.41	125.10
26	1H	1970	A	OP2-P-O3'	7.82	122.40	105.20
26	1H	812	C	N1-C2-O2	-7.81	114.21	118.90
1	13	890	G	N3-C2-N2	7.81	125.37	119.90
26	1H	2367	G	C8-N9-C4	-7.81	103.28	106.40
26	14	1348	G	OP1-P-OP2	-7.81	107.88	119.60
26	1H	671	C	N3-C4-C5	7.81	125.02	121.90
26	1H	1601	G	OP1-P-O3'	7.81	122.38	105.20

Continued on next page...

Continued from previous page...

Mol	Chain	Res	Type	Atoms	Z	Observed(°)	Ideal(°)
1	13	974	A	C5-N7-C8	-7.81	100.00	103.90
26	1H	139	G	O5'-P-OP1	-7.81	98.67	105.70
26	14	2610	C	O5'-P-OP1	-7.81	98.67	105.70
26	1H	1021	A	C4-C5-N7	7.80	114.60	110.70
26	1H	1302	A	OP1-P-OP2	7.80	131.31	119.60
26	1H	205	G	C8-N9-C4	7.80	109.52	106.40
26	1H	1700	A	OP1-P-OP2	7.80	131.31	119.60
26	1H	459	U	O5'-P-OP2	-7.80	98.68	105.70
1	13	1412	C	C2-N3-C4	-7.80	116.00	119.90
26	1H	1695	G	O5'-P-OP1	-7.80	98.68	105.70
26	1H	1699	G	O5'-P-OP1	-7.80	98.68	105.70
26	1H	2270	G	N3-C2-N2	-7.80	114.44	119.90
26	1H	579	G	N1-C2-N2	7.80	123.22	116.20
26	1H	689	A	C2-N3-C4	-7.80	106.70	110.60
26	1H	2448	A	N1-C6-N6	7.80	123.28	118.60
26	1H	217	G	C4-C5-N7	-7.80	107.68	110.80
26	1H	790	C	N1-C2-O2	-7.80	114.22	118.90
26	1H	793	A	N1-C6-N6	7.80	123.28	118.60
26	1H	1275	A	O5'-P-OP1	-7.80	98.68	105.70
26	1H	530	G	C4-C5-C6	-7.79	114.12	118.80
26	14	2382	G	N3-C4-N9	7.79	130.68	126.00
26	14	2402	C	C6-N1-C2	-7.79	117.18	120.30
26	1H	2287	A	C6-C5-N7	-7.79	126.84	132.30
26	1H	2443	C	N1-C2-O2	-7.79	114.22	118.90
26	1H	2404	C	O5'-P-OP1	-7.79	98.69	105.70
26	14	1300	U	O5'-P-OP2	-7.79	98.69	105.70
26	1H	1899	G	C5-N7-C8	-7.79	100.41	104.30
26	14	2443	C	O5'-P-OP2	7.79	120.05	110.70
26	1H	757	U	N3-C4-O4	-7.79	113.95	119.40
26	1H	2248	C	N3-C4-C5	7.79	125.02	121.90
26	14	779	U	C5-C4-O4	-7.79	121.23	125.90
26	1H	939	G	N1-C6-O6	-7.78	115.23	119.90
39	98	105	ARG	NE-CZ-NH1	-7.78	116.41	120.30
26	1H	1572	A	C2-N3-C4	-7.78	106.71	110.60
26	14	801	G	N1-C6-O6	-7.78	115.23	119.90
26	14	1644	C	C6-N1-C2	-7.78	117.19	120.30
26	14	2287	A	N3-C4-C5	7.78	132.24	126.80
26	14	670	A	C8-N9-C4	7.77	108.91	105.80
26	1H	2575	C	C2-N3-C4	-7.77	116.01	119.90
26	1H	417	C	C5-C4-N4	-7.77	114.76	120.20
26	14	1801	G	C4-C5-N7	7.77	113.91	110.80
31	39	80	ALA	C-N-CD	7.77	144.72	128.40

Continued on next page...

Continued from previous page...

Mol	Chain	Res	Type	Atoms	Z	Observed(°)	Ideal(°)
26	1H	247	G	N7-C8-N9	-7.77	109.22	113.10
26	1H	1702	G	O5'-P-OP1	-7.77	98.71	105.70
26	1H	2604	U	C6-N1-C2	-7.77	116.34	121.00
1	1G	183	G	N1-C6-O6	7.77	124.56	119.90
26	14	1762	A	N9-C4-C5	-7.77	102.69	105.80
26	14	1772	G	OP1-P-OP2	7.77	131.26	119.60
26	1H	772	C	C6-N1-C2	7.77	123.41	120.30
26	1H	1021	A	N3-C4-C5	7.77	132.24	126.80
26	1H	2451	A	N1-C6-N6	-7.77	113.94	118.60
26	1H	518	G	N3-C2-N2	7.76	125.33	119.90
26	1H	1359	A	C2-N3-C4	-7.76	106.72	110.60
26	1H	1437	C	N3-C2-O2	-7.76	116.47	121.90
26	1H	633	A	O5'-P-OP2	7.76	120.02	110.70
26	1H	2239	G	N1-C6-O6	-7.76	115.24	119.90
26	1H	2402	C	C6-N1-C2	-7.76	117.20	120.30
1	13	976	G	C5-C6-N1	-7.76	107.62	111.50
26	14	2392	A	C6-C5-N7	-7.76	126.87	132.30
26	1H	1215	G	O5'-P-OP2	-7.76	98.72	105.70
26	1H	2375	G	N7-C8-N9	-7.76	109.22	113.10
26	14	71	A	C5-C6-N6	-7.76	117.49	123.70
1	1G	1502	A	C6-C5-N7	-7.75	126.88	132.30
1	13	974	A	N7-C8-N9	7.75	117.67	113.80
26	14	1905	C	O5'-P-OP2	-7.75	98.73	105.70
26	14	675	A	N9-C4-C5	-7.75	102.70	105.80
1	13	449	C	C2-N1-C1'	7.74	127.32	118.80
26	1H	1123	C	C2-N3-C4	-7.74	116.03	119.90
26	1H	1378	A	C8-N9-C4	-7.74	102.70	105.80
26	1H	1788	C	C4-C5-C6	7.74	121.27	117.40
23	2L	42	C	O5'-P-OP2	-7.74	98.73	105.70
26	14	556	G	C4-N9-C1'	7.74	136.57	126.50
26	1H	180	G	N1-C2-N2	-7.74	109.23	116.20
26	1H	206	U	N3-C4-C5	7.74	119.25	114.60
26	1H	462	C	O5'-P-OP2	-7.74	98.73	105.70
26	1H	2380	C	C2-N3-C4	-7.74	116.03	119.90
26	14	632	A	C8-N9-C4	-7.74	102.70	105.80
26	1H	562	U	N3-C2-O2	-7.74	116.78	122.20
26	14	1317	A	OP1-P-O3'	7.74	122.22	105.20
26	1H	197	A	OP2-P-O3'	7.74	122.22	105.20
26	1H	1671	U	C5-C4-O4	-7.74	121.26	125.90
26	14	1471	A	C8-N9-C4	-7.74	102.71	105.80
26	1H	945	A	N9-C4-C5	-7.73	102.71	105.80
1	13	1382	C	N1-C2-O2	7.73	123.54	118.90

Continued on next page...

Continued from previous page...

Mol	Chain	Res	Type	Atoms	Z	Observed(°)	Ideal(°)
26	1H	655	A	N7-C8-N9	7.73	117.67	113.80
26	14	1727	U	C5-C4-O4	7.73	130.54	125.90
26	1H	2271	G	C6-C5-N7	-7.73	125.76	130.40
25	4K	18	G	C5-C6-O6	7.73	133.24	128.60
26	1H	717	G	C6-C5-N7	-7.73	125.76	130.40
26	14	1800	C	N1-C2-O2	-7.73	114.26	118.90
26	14	676	A	C5-N7-C8	-7.72	100.04	103.90
26	14	1566	A	C4-C5-N7	7.72	114.56	110.70
26	1H	2258	C	N3-C4-N4	7.72	123.40	118.00
26	14	704	G	N1-C6-O6	7.72	124.53	119.90
26	14	2503	A	N3-C4-N9	7.72	133.57	127.40
1	13	181	G	N3-C4-C5	-7.72	124.74	128.60
26	1H	2700	C	N3-C2-O2	7.72	127.30	121.90
1	13	542	G	O5'-P-OP1	-7.72	98.75	105.70
26	1H	2713	A	C8-N9-C4	-7.72	102.71	105.80
1	1G	690	G	N7-C8-N9	7.72	116.96	113.10
1	1G	950	U	O5'-P-OP2	7.72	119.96	110.70
26	14	34	C	C6-N1-C1'	-7.72	111.54	120.80
26	14	2080	G	O5'-P-OP2	-7.72	98.75	105.70
26	1H	576	U	C2-N3-C4	-7.71	122.37	127.00
26	14	1204	A	O5'-P-OP2	-7.71	98.76	105.70
26	1H	736	C	O5'-P-OP1	-7.71	98.76	105.70
1	1G	670	G	O5'-P-OP1	-7.71	98.76	105.70
26	1H	2084	C	C6-N1-C2	7.71	123.39	120.30
27	16	15	A	O4'-C1'-N9	7.71	114.37	108.20
26	14	2382	G	N3-C4-C5	-7.71	124.74	128.60
26	1H	2448	A	C5-C6-N1	7.71	121.55	117.70
1	1G	1314	C	C6-N1-C2	-7.71	117.22	120.30
26	14	933	A	N1-C6-N6	7.71	123.22	118.60
26	1H	1362	C	O5'-P-OP2	-7.71	98.77	105.70
26	1H	71	A	C5-C6-N6	-7.71	117.54	123.70
26	1H	1201	C	N1-C2-O2	-7.71	114.28	118.90
26	14	621	A	C4-C5-N7	7.71	114.55	110.70
26	1H	241	A	O5'-P-OP2	-7.70	98.77	105.70
26	1H	2377	A	C2-N3-C4	-7.70	106.75	110.60
1	13	221	C	C6-N1-C2	-7.70	117.22	120.30
26	1H	2239	G	N3-C2-N2	7.70	125.29	119.90
26	14	855	G	N7-C8-N9	7.70	116.95	113.10
27	1J	100	G	N1-C6-O6	-7.70	115.28	119.90
26	1H	617	G	C8-N9-C4	7.70	109.48	106.40
26	14	471	A	N1-C2-N3	7.70	133.15	129.30
26	1H	501	A	OP1-P-OP2	7.70	131.14	119.60

Continued on next page...

Continued from previous page...

Mol	Chain	Res	Type	Atoms	Z	Observed(°)	Ideal(°)
26	14	1698	A	C5-C6-N1	-7.70	113.85	117.70
26	14	1366	A	N1-C6-N6	7.69	123.22	118.60
26	14	1964	G	C5-C6-O6	7.69	133.22	128.60
26	1H	254	G	N1-C6-O6	7.69	124.52	119.90
26	1H	1271	G	N1-C2-N2	-7.69	109.28	116.20
26	1H	2743	C	N1-C2-O2	-7.69	114.28	118.90
12	3I	33	ARG	NE-CZ-NH1	7.69	124.14	120.30
26	14	2078	C	O5'-P-OP1	-7.69	98.78	105.70
26	1H	180	G	C4-C5-N7	7.69	113.87	110.80
26	1H	2585	U	N3-C4-C5	7.69	119.21	114.60
26	14	1785	A	C4-C5-C6	7.69	120.84	117.00
26	1H	35	G	O5'-P-OP2	-7.68	98.78	105.70
26	1H	380	U	N3-C2-O2	-7.68	116.82	122.20
26	1H	698	C	OP1-P-OP2	7.68	131.13	119.60
26	14	2387	U	C5-C6-N1	-7.68	118.86	122.70
26	1H	1192	G	C2-N3-C4	-7.68	108.06	111.90
26	14	2779	U	C2-N3-C4	-7.68	122.39	127.00
26	1H	1340	U	C5-C4-O4	-7.68	121.29	125.90
26	14	597	U	O5'-P-OP2	-7.68	98.79	105.70
26	14	1840	G	N3-C2-N2	-7.68	114.53	119.90
26	1H	535	C	O5'-P-OP2	-7.68	98.79	105.70
26	1H	766	C	N1-C2-O2	-7.68	114.29	118.90
26	1H	2311	A	N1-C6-N6	7.68	123.21	118.60
26	1H	2497	A	C6-N1-C2	-7.68	114.00	118.60
27	1J	103	U	C5-C6-N1	-7.68	118.86	122.70
1	13	1496	C	C4-C5-C6	7.67	121.24	117.40
26	14	784	A	OP1-P-O3'	7.67	122.08	105.20
26	1H	1241	A	C6-N1-C2	7.67	123.20	118.60
26	1H	2427	C	O5'-P-OP2	7.67	119.91	110.70
26	1H	717	G	N1-C6-O6	7.67	124.50	119.90
26	1H	29	U	OP1-P-OP2	-7.67	108.10	119.60
26	1H	1593	G	OP1-P-O3'	7.67	122.07	105.20
26	1H	2236	C	O5'-P-OP1	-7.67	98.80	105.70
26	14	2755	C	C2-N1-C1'	7.67	127.23	118.80
26	14	602	G	C6-C5-N7	-7.67	125.80	130.40
26	14	2700	C	N3-C4-C5	7.67	124.97	121.90
1	13	963	G	N1-C2-N2	-7.66	109.30	116.20
26	1H	2001	A	C2-N3-C4	7.66	114.43	110.60
26	14	1786	A	N1-C2-N3	7.66	133.13	129.30
26	1H	127	A	N1-C6-N6	7.66	123.20	118.60
26	1H	470	A	N7-C8-N9	7.66	117.63	113.80
26	1H	778	G	N1-C2-N2	-7.66	109.31	116.20

Continued on next page...

Continued from previous page...

Mol	Chain	Res	Type	Atoms	Z	Observed(°)	Ideal(°)
26	14	2504	U	O5'-P-OP2	-7.66	98.81	105.70
26	1H	736	C	N1-C2-O2	-7.66	114.30	118.90
26	14	867	C	O5'-P-OP1	-7.66	98.81	105.70
26	1H	1562	A	C2-N3-C4	-7.66	106.77	110.60
26	1H	1368	G	C5-C6-N1	7.66	115.33	111.50
26	1H	1573	G	C5-C6-O6	-7.66	124.01	128.60
26	1H	2387	U	C5-C6-N1	-7.66	118.87	122.70
26	1H	2503	A	N1-C2-N3	-7.66	125.47	129.30
26	14	1332	G	N1-C2-N2	-7.66	109.31	116.20
26	14	2233	U	N1-C2-N3	7.66	119.49	114.90
26	1H	754	C	N3-C4-N4	7.65	123.36	118.00
1	13	799	G	N1-C6-O6	-7.65	115.31	119.90
26	1H	141(A)	C	C2-N3-C4	-7.65	116.07	119.90
26	1H	2392	A	N3-C4-C5	7.65	132.16	126.80
1	1G	812	C	N3-C4-C5	-7.65	118.84	121.90
26	14	1399	C	OP2-P-O3'	7.65	122.03	105.20
26	14	1558	A	C2-N3-C4	-7.65	106.78	110.60
26	14	2871	C	O5'-P-OP2	-7.65	98.82	105.70
1	1G	413	G	C4-C5-N7	-7.65	107.74	110.80
1	1G	812	C	C6-N1-C2	-7.65	117.24	120.30
26	1H	789	A	C2-N3-C4	-7.64	106.78	110.60
26	1H	2665	A	C8-N9-C4	-7.64	102.74	105.80
26	14	2329	G	C6-C5-N7	-7.64	125.81	130.40
26	1H	2389	G	C8-N9-C4	-7.64	103.34	106.40
26	14	1557	C	O5'-P-OP2	-7.64	98.82	105.70
26	1H	2717	G	N3-C4-C5	-7.64	124.78	128.60
26	14	1367	A	N1-C6-N6	7.64	123.18	118.60
26	14	866	A	N9-C4-C5	-7.64	102.75	105.80
26	14	1279	G	N1-C6-O6	-7.64	115.32	119.90
1	13	569	C	O5'-P-OP1	-7.63	98.83	105.70
1	13	1336	C	P-O3'-C3'	7.63	128.86	119.70
26	14	1673	U	O5'-P-OP1	-7.63	98.83	105.70
26	1H	2298	A	O5'-P-OP1	7.63	119.86	110.70
26	1H	2379	G	N1-C6-O6	7.63	124.48	119.90
26	14	1276	A	N9-C4-C5	-7.63	102.75	105.80
27	16	30	C	C6-N1-C2	-7.63	117.25	120.30
26	14	1698	A	C5-C6-N6	-7.63	117.60	123.70
26	1H	947	G	C8-N9-C4	-7.62	103.35	106.40
26	1H	1831	G	OP2-P-O3'	7.62	121.97	105.20
22	1L	74	C	N3-C2-O2	-7.62	116.56	121.90
26	14	36	G	OP2-P-O3'	7.62	121.97	105.20
26	1H	1625	C	N3-C4-N4	-7.62	112.67	118.00

Continued on next page...

Continued from previous page...

Mol	Chain	Res	Type	Atoms	Z	Observed(°)	Ideal(°)
1	13	943	U	O5'-P-OP2	7.62	119.84	110.70
26	14	1563	G	O5'-P-OP1	-7.62	98.84	105.70
26	14	575	A	N1-C6-N6	7.62	123.17	118.60
26	14	1950	G	N3-C2-N2	-7.62	114.57	119.90
26	14	2599	G	N1-C6-O6	-7.61	115.33	119.90
26	1H	2346	A	C8-N9-C1'	-7.61	114.00	127.70
1	1G	150	C	C6-N1-C2	-7.61	117.25	120.30
26	14	2334	G	C8-N9-C4	7.61	109.44	106.40
26	1H	1844	C	C5-C4-N4	-7.61	114.87	120.20
26	1H	659	C	C2-N3-C4	-7.61	116.10	119.90
26	1H	1731	G	O5'-P-OP2	-7.61	98.85	105.70
26	1H	1790	C	N3-C4-C5	7.61	124.94	121.90
26	14	803	U	O5'-P-OP1	7.61	119.83	110.70
26	14	786	C	OP1-P-OP2	7.60	131.01	119.60
26	1H	265	A	N3-C4-N9	-7.60	121.32	127.40
26	1H	2609	U	C4-C5-C6	7.60	124.26	119.70
1	1G	266	G	P-O3'-C3'	7.60	128.82	119.70
26	14	2726	U	N3-C4-O4	-7.60	114.08	119.40
26	1H	982	C	C6-N1-C2	-7.60	117.26	120.30
26	1H	1009	A	N7-C8-N9	-7.60	110.00	113.80
26	1H	1267	U	O5'-P-OP2	-7.60	98.86	105.70
26	14	1141	U	P-O3'-C3'	7.60	128.82	119.70
26	1H	2438	U	C5-C6-N1	-7.60	118.90	122.70
26	14	2328	A	C4-C5-C6	7.60	120.80	117.00
1	13	330	C	N1-C2-O2	7.59	123.46	118.90
26	14	1931	U	OP1-P-OP2	-7.59	108.21	119.60
26	14	834	C	N1-C2-O2	-7.59	114.34	118.90
1	13	961	U	C2-N3-C4	-7.59	122.44	127.00
26	1H	1009	A	C8-N9-C4	7.59	108.84	105.80
26	1H	1939	U	C4-C5-C6	-7.59	115.14	119.70
26	1H	2600	A	C5-C6-N1	7.59	121.50	117.70
26	14	1608	A	N1-C6-N6	-7.59	114.05	118.60
26	1H	2387	U	OP2-P-O3'	7.59	121.90	105.20
26	14	1566	A	N1-C2-N3	-7.59	125.50	129.30
26	14	1835	G	C5-C6-O6	7.59	133.15	128.60
26	1H	766	C	C6-N1-C2	7.59	123.33	120.30
26	1H	1446	C	C6-N1-C2	-7.59	117.27	120.30
26	1H	2278	A	N1-C2-N3	7.59	133.09	129.30
26	14	2046	G	C5-C6-N1	7.59	115.29	111.50
1	13	264	U	C5-C4-O4	-7.58	121.35	125.90
26	1H	740	U	C5-C4-O4	7.58	130.45	125.90
26	1H	113	G	O5'-P-OP1	-7.58	98.88	105.70

Continued on next page...

Continued from previous page...

Mol	Chain	Res	Type	Atoms	Z	Observed(°)	Ideal(°)
26	14	138	G	O4'-C1'-N9	7.58	114.27	108.20
26	1H	1625	C	C5-C4-N4	7.58	125.50	120.20
26	1H	2577	A	C5-N7-C8	7.58	107.69	103.90
1	1G	518	C	O5'-P-OP1	7.58	119.79	110.70
1	13	1524	C	O5'-P-OP2	-7.58	98.88	105.70
26	1H	844	C	N1-C2-O2	-7.58	114.35	118.90
26	1H	1616	A	C5-C6-N6	-7.58	117.64	123.70
1	13	1203	C	C6-N1-C2	-7.57	117.27	120.30
26	1H	1300	U	N1-C2-O2	-7.57	117.50	122.80
26	1H	2277	G	C5-C6-O6	7.57	133.14	128.60
26	14	774	A	C4-C5-C6	-7.57	113.21	117.00
26	14	2256	G	N1-C2-N2	-7.57	109.38	116.20
26	14	876	C	N3-C2-O2	-7.57	116.60	121.90
22	1K	49	G	C4-N9-C1'	-7.57	116.66	126.50
1	13	522	C	O5'-P-OP2	-7.57	98.89	105.70
26	1H	910	A	O5'-P-OP2	-7.57	98.89	105.70
26	1H	611	C	C6-N1-C2	7.56	123.33	120.30
26	1H	1379	A	N1-C6-N6	7.56	123.14	118.60
26	1H	193	U	N1-C2-N3	7.56	119.44	114.90
26	1H	833	U	O5'-P-OP2	7.56	119.78	110.70
1	13	354	G	O5'-P-OP2	-7.56	98.90	105.70
26	1H	141(A)	C	N3-C4-C5	7.56	124.92	121.90
26	1H	796	C	C2-N3-C4	-7.56	116.12	119.90
26	1H	1394	U	C2-N3-C4	7.56	131.53	127.00
26	1H	2419	U	OP1-P-OP2	-7.56	108.26	119.60
26	14	2258	C	OP1-P-O3'	7.56	121.83	105.20
25	4K	18	G	N9-C4-C5	7.56	108.42	105.40
26	1H	66	C	C5-C6-N1	7.55	124.78	121.00
26	1H	1786	A	O5'-P-OP2	-7.55	98.90	105.70
26	1H	126	A	OP2-P-O3'	7.55	121.81	105.20
26	1H	2616	C	N1-C2-O2	-7.55	114.37	118.90
26	1H	120	U	N3-C2-O2	-7.55	116.92	122.20
26	1H	1819	A	O5'-P-OP1	-7.55	98.91	105.70
1	13	1199	U	N3-C2-O2	-7.55	116.92	122.20
22	1K	49	G	C8-N9-C1'	7.55	136.81	127.00
26	1H	222	A	P-O3'-C3'	7.54	128.75	119.70
26	1H	1129	A	OP1-P-OP2	7.54	130.92	119.60
26	1H	1303	G	N3-C2-N2	7.54	125.18	119.90
26	1H	1300	U	C6-N1-C2	-7.54	116.47	121.00
26	1H	1806	C	O5'-P-OP2	-7.54	98.91	105.70
26	1H	2213	U	O4'-C1'-N1	7.54	114.24	108.20
26	14	828	U	N3-C4-O4	-7.54	114.12	119.40

Continued on next page...

Continued from previous page...

Mol	Chain	Res	Type	Atoms	Z	Observed(°)	Ideal(°)
23	2K	40	C	O5'-P-OP1	-7.54	98.91	105.70
26	14	139	G	N9-C4-C5	7.54	108.42	105.40
26	1H	1366	A	N1-C6-N6	7.54	123.12	118.60
26	1H	1639	U	N1-C2-O2	7.54	128.07	122.80
26	1H	1816	G	O5'-P-OP1	-7.54	98.92	105.70
26	1H	1962	C	C5-C6-N1	7.53	124.77	121.00
26	1H	2490	G	O4'-C1'-N9	7.53	114.23	108.20
46	G8	81	LYS	C-N-CA	7.53	153.64	122.00
26	14	400	G	C5-C6-O6	-7.53	124.08	128.60
26	14	621	A	N1-C6-N6	7.53	123.12	118.60
26	14	715	G	C5-C6-O6	-7.53	124.08	128.60
1	13	50	A	N3-C4-C5	-7.52	121.53	126.80
26	14	252	G	O5'-P-OP2	-7.52	98.93	105.70
26	14	2211	G	O5'-P-OP2	-7.52	98.93	105.70
26	14	1758	G	O5'-P-OP1	-7.52	98.93	105.70
26	14	2249	U	C2-N3-C4	7.52	131.51	127.00
26	14	2597	G	O5'-P-OP1	7.52	119.72	110.70
24	3K	71	C	C6-N1-C2	-7.52	117.29	120.30
26	1H	1967	C	O5'-P-OP2	-7.52	98.94	105.70
26	1H	1344	G	OP1-P-OP2	-7.52	108.33	119.60
26	1H	2575	C	C5-C6-N1	-7.52	117.24	121.00
26	1H	1404	C	OP1-P-OP2	7.51	130.87	119.60
1	13	1062	U	O5'-P-OP2	-7.51	98.94	105.70
26	14	1899	G	N1-C2-N3	7.51	128.41	123.90
1	13	656	C	C5-C6-N1	7.51	124.75	121.00
8	7E	112	LEU	CA-CB-CG	7.51	132.57	115.30
26	1H	688	U	O5'-P-OP2	-7.51	98.94	105.70
1	13	1432	G	C4-C5-C6	7.50	123.30	118.80
26	1H	1617	C	O5'-P-OP1	-7.50	98.95	105.70
26	1H	1955	U	C2-N3-C4	-7.50	122.50	127.00
27	16	81	G	O4'-C1'-N9	7.50	114.20	108.20
26	14	1379	A	N7-C8-N9	7.50	117.55	113.80
26	14	2366	A	O5'-P-OP2	-7.50	98.95	105.70
26	1H	1514	U	O5'-P-OP1	-7.50	98.95	105.70
1	1G	1502	A	C4-C5-N7	7.50	114.45	110.70
26	14	744	G	C8-N9-C4	7.50	109.40	106.40
26	14	2385	C	C5-C4-N4	-7.50	114.95	120.20
27	1J	81	G	C5-N7-C8	-7.50	100.55	104.30
26	1H	202	U	N1-C2-N3	-7.50	110.40	114.90
26	1H	1204	A	N1-C6-N6	7.50	123.10	118.60
26	14	1204	A	O4'-C1'-N9	7.50	114.20	108.20
26	14	2616	C	O5'-P-OP1	-7.50	98.95	105.70

Continued on next page...

Continued from previous page...

Mol	Chain	Res	Type	Atoms	Z	Observed(°)	Ideal(°)
26	14	1838	C	O5'-P-OP1	-7.50	98.95	105.70
26	1H	859	G	C8-N9-C4	7.49	109.40	106.40
26	1H	827	U	OP2-P-O3'	7.49	121.67	105.20
26	1H	2409	G	O5'-P-OP2	-7.49	98.96	105.70
1	13	827	U	C2-N1-C1'	7.49	126.68	117.70
26	1H	127	A	C5-C6-N6	-7.49	117.71	123.70
1	13	897	C	C5-C6-N1	-7.48	117.26	121.00
26	1H	1158	C	C2-N3-C4	-7.48	116.16	119.90
26	1H	2447	G	C5-C6-O6	-7.48	124.11	128.60
26	14	955	C	C6-N1-C2	-7.48	117.31	120.30
26	1H	446	G	N9-C4-C5	-7.48	102.41	105.40
26	1H	1429	G	C5-C6-O6	7.48	133.09	128.60
26	1H	2308	G	C5-C6-N1	-7.48	107.76	111.50
26	1H	2331	G	N1-C6-O6	7.48	124.39	119.90
26	14	307	G	N3-C4-N9	7.48	130.49	126.00
27	1J	6	C	C6-N1-C2	7.48	123.29	120.30
26	1H	2553	G	O5'-P-OP1	-7.48	98.97	105.70
26	1H	1306	C	C2-N3-C4	-7.47	116.16	119.90
26	1H	1648	C	C2-N1-C1'	-7.47	110.58	118.80
26	1H	1758	G	N1-C2-N2	7.47	122.92	116.20
26	14	676	A	O4'-C1'-N9	7.47	114.18	108.20
26	14	1323	U	OP1-P-OP2	-7.47	108.39	119.60
26	14	1333	C	C5-C4-N4	-7.47	114.97	120.20
1	13	537	G	O5'-P-OP1	-7.47	98.98	105.70
26	1H	1426	G	C6-N1-C2	-7.47	120.62	125.10
1	1G	1301	U	C2-N1-C1'	7.47	126.66	117.70
26	14	1762	A	C4-C5-N7	7.47	114.43	110.70
26	14	1844	C	OP1-P-OP2	-7.47	108.40	119.60
26	14	2374	C	N3-C4-C5	7.47	124.89	121.90
26	14	2453	A	N1-C6-N6	7.47	123.08	118.60
26	14	1570	A	N1-C6-N6	7.46	123.08	118.60
26	1H	946	G	OP1-P-OP2	-7.46	108.41	119.60
26	1H	1955	U	N1-C2-N3	7.46	119.38	114.90
26	1H	2346	A	C5-C6-N1	-7.46	113.97	117.70
26	1H	2401	U	C5-C6-N1	7.46	126.43	122.70
1	1G	576	G	C8-N9-C1'	-7.46	117.30	127.00
1	1G	534	U	N3-C2-O2	-7.46	116.98	122.20
26	14	228	A	N1-C6-N6	7.46	123.08	118.60
26	14	675	A	C8-N9-C4	7.46	108.78	105.80
26	1H	113	G	N1-C6-O6	7.46	124.37	119.90
26	1H	1563	G	C5-C6-O6	7.46	133.07	128.60
26	1H	871	U	N3-C4-O4	7.45	124.62	119.40

Continued on next page...

Continued from previous page...

Mol	Chain	Res	Type	Atoms	Z	Observed(°)	Ideal(°)
26	14	194	G	N3-C2-N2	-7.45	114.68	119.90
26	14	602	G	N1-C6-O6	7.45	124.37	119.90
26	14	737	C	N3-C2-O2	7.45	127.12	121.90
26	14	2712	U	N1-C2-N3	7.45	119.37	114.90
26	1H	275	G	C8-N9-C4	7.45	109.38	106.40
26	1H	1349	A	C2-N3-C4	-7.45	106.88	110.60
26	1H	1775	U	OP1-P-O3'	7.45	121.59	105.20
1	1G	337	C	C5-C6-N1	7.45	124.72	121.00
26	1H	196	A	C5-N7-C8	-7.45	100.18	103.90
26	1H	865	C	OP1-P-OP2	-7.45	108.43	119.60
26	14	79	G	C5-C6-O6	-7.45	124.13	128.60
26	14	2249	U	N3-C4-C5	-7.45	110.13	114.60
26	1H	446	G	N1-C6-O6	7.45	124.37	119.90
26	1H	661	C	C5-C6-N1	-7.45	117.28	121.00
1	13	523	A	C4-C5-N7	7.45	114.42	110.70
26	1H	2338	G	O5'-P-OP1	-7.45	99.00	105.70
26	14	48	G	OP2-P-O3'	7.45	121.58	105.20
26	14	2092	U	N3-C2-O2	-7.45	116.99	122.20
26	14	2056	G	C5-N7-C8	-7.44	100.58	104.30
26	1H	1306	C	N3-C4-C5	7.44	124.88	121.90
26	1H	482	A	C8-N9-C4	-7.44	102.83	105.80
26	1H	139	G	N3-C4-C5	-7.44	124.88	128.60
26	1H	139	G	C2-N3-C4	7.44	115.62	111.90
33	51	153	LYS	C-N-CD	-7.44	104.24	120.60
26	14	200	U	O5'-P-OP1	-7.44	99.01	105.70
26	14	2339	G	O5'-P-OP2	-7.44	99.01	105.70
26	1H	1197	G	C8-N9-C4	7.43	109.37	106.40
26	1H	148	C	N3-C4-C5	7.43	124.87	121.90
26	14	1949	G	C5-N7-C8	7.43	108.02	104.30
26	14	2392	A	O5'-P-OP2	7.43	119.62	110.70
26	1H	514	A	N1-C2-N3	7.43	133.01	129.30
26	14	2473	U	C2-N1-C1'	7.43	126.61	117.70
26	1H	2550	G	O5'-P-OP2	-7.43	99.02	105.70
26	14	2296	U	C6-N1-C1'	-7.43	110.80	121.20
26	14	129	C	N3-C4-N4	7.42	123.20	118.00
26	14	495	G	N3-C2-N2	-7.42	114.70	119.90
26	14	558	G	N7-C8-N9	-7.42	109.39	113.10
26	1H	1210	A	C4-C5-N7	7.42	114.41	110.70
26	1H	2055	C	C6-N1-C2	-7.42	117.33	120.30
26	14	1363	C	N3-C4-C5	7.42	124.87	121.90
26	1H	940	G	OP2-P-O3'	7.42	121.52	105.20
26	1H	2259	G	OP1-P-OP2	-7.42	108.47	119.60

Continued on next page...

Continued from previous page...

Mol	Chain	Res	Type	Atoms	Z	Observed(°)	Ideal(°)
26	14	826	U	O5'-P-OP2	-7.42	99.03	105.70
26	14	2345	G	N1-C6-O6	7.42	124.35	119.90
1	13	1227	A	C2-N3-C4	-7.41	106.89	110.60
26	1H	2248	C	C5-C4-N4	7.41	125.39	120.20
26	14	2375	G	C8-N9-C4	7.41	109.37	106.40
27	1J	47	C	OP1-P-O3'	7.41	121.51	105.20
1	13	523	A	C5-N7-C8	-7.41	100.19	103.90
26	1H	1379	A	C4-C5-N7	7.41	114.41	110.70
26	1H	1844	C	N3-C4-N4	7.41	123.19	118.00
26	14	1614	A	C6-C5-N7	-7.41	127.11	132.30
26	1H	1351	C	N3-C4-C5	7.41	124.86	121.90
26	1H	246	C	N3-C4-N4	-7.41	112.81	118.00
1	13	1422	G	O5'-P-OP2	-7.41	99.04	105.70
26	1H	2065	C	N3-C2-O2	-7.40	116.72	121.90
26	1H	945	A	C8-N9-C1'	-7.40	114.38	127.70
26	1H	1556	C	O5'-P-OP1	-7.40	99.04	105.70
26	14	1779	U	C5-C6-N1	-7.40	119.00	122.70
26	1H	1544	C	N1-C2-O2	7.40	123.34	118.90
27	16	5	C	C2-N3-C4	-7.40	116.20	119.90
26	1H	797	C	C4-C5-C6	7.40	121.10	117.40
25	4K	18	G	N1-C6-O6	-7.40	115.46	119.90
26	1H	186	G	C5-C6-N1	7.40	115.20	111.50
26	1H	776	G	C5-C6-O6	-7.40	124.16	128.60
26	1H	866	A	C4-N9-C1'	7.39	139.61	126.30
26	1H	2269	A	C2-N3-C4	-7.39	106.90	110.60
27	16	98	G	C6-C5-N7	-7.39	125.96	130.40
26	14	1827	C	N3-C2-O2	-7.39	116.72	121.90
26	1H	596	G	C5-C6-O6	-7.39	124.17	128.60
26	1H	641	C	O5'-P-OP2	7.39	119.57	110.70
26	1H	1193	G	O5'-P-OP2	-7.39	99.05	105.70
26	1H	1246	A	N1-C2-N3	7.39	133.00	129.30
1	13	807	A	C8-N9-C4	-7.39	102.84	105.80
26	14	990	A	C8-N9-C4	-7.39	102.84	105.80
26	14	1902	C	N3-C4-C5	7.39	124.86	121.90
27	1J	103	U	O5'-P-OP2	-7.39	99.05	105.70
26	1H	1602	U	C2-N3-C4	-7.39	122.57	127.00
26	14	2287	A	C5-C6-N1	-7.39	114.01	117.70
26	1H	2507	C	C6-N1-C2	-7.39	117.34	120.30
26	14	733	G	C5-N7-C8	7.39	107.99	104.30
26	14	734	A	O5'-P-OP2	-7.39	99.05	105.70
26	1H	1157	G	C4-N9-C1'	7.38	136.10	126.50
26	14	1251	C	C5-C4-N4	-7.38	115.03	120.20

Continued on next page...

Continued from previous page...

Mol	Chain	Res	Type	Atoms	Z	Observed(°)	Ideal(°)
26	14	2275	C	C6-N1-C2	-7.38	117.35	120.30
1	13	897	C	C2-N3-C4	-7.38	116.21	119.90
26	1H	2598	A	O5'-P-OP1	-7.38	99.06	105.70
26	14	1426	G	N1-C6-O6	7.38	124.33	119.90
26	1H	2330	G	C4-C5-C6	7.38	123.23	118.80
26	14	970	C	N1-C2-O2	-7.38	114.47	118.90
26	14	2275	C	P-O3'-C3'	7.38	128.56	119.70
26	1H	114	U	OP1-P-O3'	7.38	121.43	105.20
26	14	2275	C	C5'-C4'-O4'	-7.38	100.25	109.10
1	13	974	A	N1-C6-N6	7.38	123.03	118.60
26	1H	823	G	C5-N7-C8	7.38	107.99	104.30
1	1G	784	C	C6-N1-C2	7.38	123.25	120.30
1	1G	1528	U	C6-N1-C2	7.38	125.43	121.00
26	14	1984	G	O5'-P-OP2	-7.38	99.06	105.70
26	1H	1156	A	O5'-P-OP1	7.37	119.55	110.70
26	1H	1568	G	OP1-P-OP2	-7.37	108.54	119.60
26	1H	1777	U	C4-C5-C6	7.37	124.12	119.70
26	1H	1966	A	N3-C4-N9	-7.37	121.50	127.40
1	1G	11	G	O5'-P-OP1	-7.37	99.07	105.70
26	1H	1621	U	N3-C4-O4	7.37	124.56	119.40
26	1H	1728	G	N3-C4-N9	7.37	130.42	126.00
26	1H	1559	G	N1-C6-O6	7.37	124.32	119.90
26	1H	141	A	C4-C5-N7	7.37	114.38	110.70
26	1H	807	U	C5-C4-O4	-7.37	121.48	125.90
1	13	1327	C	N3-C4-C5	7.36	124.85	121.90
26	1H	451	C	N3-C2-O2	7.36	127.05	121.90
26	1H	1489	U	N3-C2-O2	-7.36	117.05	122.20
26	14	765	G	C8-N9-C4	-7.36	103.45	106.40
26	14	2005	A	O5'-P-OP2	-7.36	99.07	105.70
26	1H	1949	G	N1-C6-O6	-7.36	115.48	119.90
26	14	1742	C	C6-N1-C2	-7.36	117.36	120.30
26	14	148	C	N3-C4-C5	7.36	124.84	121.90
26	14	1348	G	O5'-P-OP2	7.36	119.53	110.70
26	1H	208	C	C2-N3-C4	-7.36	116.22	119.90
26	1H	484	C	N1-C2-O2	7.36	123.31	118.90
26	1H	2301	C	C6-N1-C2	-7.36	117.36	120.30
26	14	676	A	OP1-P-OP2	7.36	130.64	119.60
26	1H	1636	C	N1-C2-O2	-7.36	114.49	118.90
26	14	1835	G	N1-C6-O6	-7.36	115.49	119.90
26	14	2577	A	N1-C6-N6	7.36	123.01	118.60
26	1H	138	G	C4-C5-C6	-7.35	114.39	118.80
26	1H	530	G	C4-N9-C1'	-7.35	116.94	126.50

Continued on next page...

Continued from previous page...

Mol	Chain	Res	Type	Atoms	Z	Observed(°)	Ideal(°)
26	1H	1812	A	O5'-P-OP2	-7.35	99.08	105.70
26	14	797	C	N3-C2-O2	7.35	127.05	121.90
26	14	2710	C	N1-C2-O2	-7.35	114.49	118.90
26	14	129	C	C5-C4-N4	-7.35	115.06	120.20
1	13	768	A	N1-C2-N3	7.35	132.97	129.30
26	1H	195	A	C6-C5-N7	-7.35	127.16	132.30
26	1H	1328	G	O5'-P-OP1	7.35	119.52	110.70
26	14	1966	A	N1-C6-N6	-7.35	114.19	118.60
26	1H	1308	A	N7-C8-N9	7.35	117.47	113.80
26	1H	2585	U	N3-C4-O4	-7.35	114.26	119.40
1	13	415	A	O5'-P-OP1	-7.34	99.09	105.70
29	11	111	LEU	CA-CB-CG	7.34	132.19	115.30
26	14	515	A	C8-N9-C4	-7.34	102.86	105.80
26	1H	778	G	N3-C2-N2	7.34	125.04	119.90
26	14	137(A)	G	C5-C6-O6	-7.34	124.19	128.60
26	14	672	C	C5-C4-N4	7.34	125.34	120.20
13	4I	108	ARG	NE-CZ-NH1	7.34	123.97	120.30
1	1G	1487	G	O5'-P-OP2	-7.34	99.09	105.70
26	1H	402	A	N1-C2-N3	7.34	132.97	129.30
26	1H	2618	G	N9-C4-C5	7.34	108.33	105.40
26	1H	46	C	C2-N3-C4	-7.34	116.23	119.90
26	1H	847	U	C2-N3-C4	-7.34	122.60	127.00
26	1H	869	G	C6-N1-C2	-7.34	120.70	125.10
26	14	1779	U	O5'-P-OP2	-7.34	99.10	105.70
26	14	531	C	C5-C6-N1	-7.33	117.33	121.00
26	1H	135	G	C5-C6-O6	-7.33	124.20	128.60
26	1H	2713	A	N3-C4-N9	-7.33	121.53	127.40
26	1H	831	G	C8-N9-C4	7.33	109.33	106.40
26	1H	2066	C	OP1-P-OP2	-7.33	108.60	119.60
26	1H	2256	G	C4-C5-N7	7.33	113.73	110.80
26	1H	2406	U	O4'-C1'-N1	-7.33	102.33	108.20
26	1H	1489	U	C5-C4-O4	7.33	130.30	125.90
26	14	1308	A	N1-C2-N3	7.33	132.96	129.30
26	14	1812	A	OP1-P-OP2	7.33	130.59	119.60
26	1H	1784	A	O4'-C1'-N9	-7.33	102.34	108.20
1	13	740	U	O5'-P-OP2	-7.33	99.11	105.70
26	1H	2347	C	OP2-P-O3'	7.32	121.31	105.20
26	14	68	G	N1-C6-O6	7.32	124.29	119.90
26	14	1840	G	N1-C6-O6	7.32	124.29	119.90
26	14	2371	G	C5-C6-N1	7.32	115.16	111.50
26	14	465	G	O5'-P-OP2	7.32	119.49	110.70
26	1H	2446	G	C5-N7-C8	-7.32	100.64	104.30

Continued on next page...

Continued from previous page...

Mol	Chain	Res	Type	Atoms	Z	Observed(°)	Ideal(°)
27	16	44	G	C8-N9-C1'	7.32	136.52	127.00
26	1H	2601	C	C6-N1-C2	-7.32	117.37	120.30
26	14	1253	A	N1-C6-N6	7.32	122.99	118.60
1	13	687	A	P-O3'-C3'	7.32	128.48	119.70
26	1H	825	C	N3-C2-O2	7.32	127.02	121.90
26	14	1807	G	O5'-P-OP2	-7.32	99.11	105.70
26	14	2518	A	N1-C2-N3	7.32	132.96	129.30
26	1H	737	C	C6-N1-C2	7.32	123.23	120.30
26	1H	2251	G	C5-C6-O6	7.32	132.99	128.60
26	1H	2261	C	OP2-P-O3'	7.32	121.30	105.20
1	1G	6	G	N1-C6-O6	7.32	124.29	119.90
26	1H	973	A	C5-C6-N1	-7.31	114.04	117.70
26	1H	1021	A	N3-C4-N9	-7.31	121.55	127.40
29	19	111	LEU	CA-CB-CG	7.31	132.12	115.30
26	1H	784	A	C5-C6-N6	7.31	129.55	123.70
26	1H	1931	U	N3-C4-O4	-7.31	114.28	119.40
26	14	1300	U	O5'-P-OP1	7.31	119.48	110.70
26	1H	179	G	C2-N3-C4	-7.31	108.25	111.90
26	1H	429	A	O5'-P-OP1	-7.31	99.12	105.70
27	16	9	G	OP2-P-O3'	7.31	121.28	105.20
26	14	774	A	O5'-P-OP2	-7.31	99.12	105.70
26	14	916	G	O5'-P-OP1	-7.31	99.12	105.70
26	14	2821	A	N1-C6-N6	7.31	122.98	118.60
1	13	1279	A	C8-N9-C4	-7.31	102.88	105.80
26	14	961	C	C6-N1-C2	7.31	123.22	120.30
26	14	1616	A	O4'-C1'-N9	7.31	114.05	108.20
26	1H	1202	C	N1-C2-O2	-7.30	114.52	118.90
26	1H	1823	G	C4-C5-N7	-7.30	107.88	110.80
26	14	733	G	N1-C2-N2	-7.30	109.63	116.20
26	1H	321	G	N3-C4-N9	7.30	130.38	126.00
27	16	81	G	C6-C5-N7	-7.30	126.02	130.40
26	14	1314	C	C2-N1-C1'	7.30	126.83	118.80
26	14	2867	G	N1-C6-O6	-7.30	115.52	119.90
26	1H	617	G	N7-C8-N9	-7.30	109.45	113.10
1	1G	534	U	N1-C2-O2	7.29	127.90	122.80
26	14	664	C	OP1-P-OP2	7.29	130.54	119.60
26	14	2060	A	C5-C6-N6	7.29	129.53	123.70
26	1H	2330	G	C2-N3-C4	-7.29	108.26	111.90
26	14	383	U	O5'-P-OP2	7.29	119.45	110.70
1	13	726	C	OP1-P-O3'	7.29	121.23	105.20
26	1H	1799	G	N3-C2-N2	7.29	125.00	119.90
53	J5	16	ARG	NE-CZ-NH1	7.29	123.94	120.30

Continued on next page...

Continued from previous page...

Mol	Chain	Res	Type	Atoms	Z	Observed(°)	Ideal(°)
26	1H	2440	C	N3-C4-C5	-7.29	118.99	121.90
26	14	396	G	O5'-P-OP1	-7.29	99.14	105.70
26	14	2385	C	N3-C4-N4	7.29	123.10	118.00
1	13	652	U	O5'-P-OP1	-7.28	99.15	105.70
1	13	1279	A	C5-N7-C8	-7.28	100.26	103.90
26	1H	825	C	N3-C4-N4	7.28	123.10	118.00
26	1H	992	C	OP1-P-O3'	7.28	121.23	105.20
1	1G	664	G	N3-C4-N9	-7.28	121.63	126.00
26	1H	838	C	C4-C5-C6	7.28	121.04	117.40
26	1H	2318	G	N7-C8-N9	7.28	116.74	113.10
26	14	1304	C	C5-C4-N4	7.28	125.30	120.20
26	1H	1574	C	OP1-P-O3'	-7.28	89.18	105.20
26	1H	1950	G	O5'-P-OP1	-7.28	99.15	105.70
39	98	75	LEU	CA-CB-CG	7.28	132.04	115.30
26	14	97	C	OP1-P-OP2	7.28	130.52	119.60
1	13	730	G	OP1-P-O3'	7.28	121.21	105.20
26	1H	2266	A	N1-C2-N3	7.28	132.94	129.30
1	1G	690	G	C2-N3-C4	-7.28	108.26	111.90
26	14	90	U	N3-C2-O2	-7.28	117.11	122.20
26	14	1251	C	C4-C5-C6	7.28	121.04	117.40
26	14	1815	A	OP1-P-O3'	7.28	121.21	105.20
26	14	2597	G	C6-C5-N7	-7.28	126.03	130.40
37	78	16	ARG	N-CA-C	7.28	130.64	111.00
26	14	1933	G	O5'-P-OP2	-7.28	99.15	105.70
26	1H	972	G	N7-C8-N9	-7.27	109.46	113.10
26	1H	2509	G	N1-C6-O6	-7.27	115.54	119.90
26	14	385	C	OP1-P-OP2	7.27	130.51	119.60
26	14	1572	A	O5'-P-OP2	-7.27	99.16	105.70
26	14	140	A	C2-N3-C4	-7.27	106.97	110.60
26	14	528	A	N3-C4-C5	7.27	131.89	126.80
26	1H	847	U	C4-C5-C6	7.27	124.06	119.70
26	1H	383	U	O4'-C1'-N1	7.27	114.01	108.20
26	1H	237	C	N1-C2-O2	-7.26	114.54	118.90
26	1H	1627	G	C8-N9-C4	7.26	109.31	106.40
26	14	559	G	C5-C6-N1	-7.26	107.87	111.50
26	14	2382	G	C4-N9-C1'	7.26	135.94	126.50
26	14	2644	G	O5'-P-OP1	-7.26	99.16	105.70
26	14	1404	C	N3-C2-O2	-7.26	116.82	121.90
26	14	2496	C	OP1-P-OP2	-7.26	108.71	119.60
27	16	6	C	C6-N1-C2	7.26	123.20	120.30
26	14	2347	C	N1-C2-O2	7.26	123.26	118.90
26	1H	586	A	OP1-P-O3'	7.26	121.17	105.20

Continued on next page...

Continued from previous page...

Mol	Chain	Res	Type	Atoms	Z	Observed(°)	Ideal(°)
26	1H	800	A	O5'-P-OP2	7.26	119.41	110.70
26	1H	950	G	O5'-P-OP1	7.26	119.41	110.70
26	1H	640	C	C6-N1-C2	-7.26	117.40	120.30
26	1H	1225	C	C6-N1-C2	7.26	123.20	120.30
26	1H	420	C	C6-N1-C2	7.25	123.20	120.30
26	14	1790	C	OP1-P-O3'	7.25	121.16	105.20
27	16	82	G	C5-N7-C8	7.25	107.92	104.30
26	14	2598	A	OP2-P-O3'	7.25	121.15	105.20
26	14	864	G	C2-N3-C4	7.25	115.53	111.90
1	13	726	C	N1-C2-O2	7.25	123.25	118.90
26	14	796	C	N3-C4-C5	7.25	124.80	121.90
26	1H	265	A	C8-N9-C4	-7.25	102.90	105.80
26	1H	739	G	N1-C2-N2	7.25	122.72	116.20
26	1H	1387	C	O5'-P-OP1	-7.25	99.18	105.70
26	1H	2751	G	C4-C5-C6	7.25	123.15	118.80
26	14	866	A	O4'-C1'-N9	-7.25	102.40	108.20
26	1H	2264	C	OP1-P-O3'	7.25	121.14	105.20
1	1G	690	G	O4'-C1'-N9	7.25	114.00	108.20
1	13	529	G	C4-C5-N7	7.24	113.70	110.80
24	3L	76	A	C2-N3-C4	-7.24	106.98	110.60
26	14	1021	A	C2-N3-C4	-7.24	106.98	110.60
26	14	2596	U	OP1-P-OP2	7.24	130.47	119.60
26	1H	1249	U	N1-C2-O2	-7.24	117.73	122.80
26	1H	1428	C	C6-N1-C1'	7.24	129.49	120.80
26	1H	2271	G	C4-C5-N7	7.24	113.70	110.80
26	14	2726	U	N3-C2-O2	-7.24	117.13	122.20
1	1G	1281	U	N1-C2-O2	7.23	127.86	122.80
1	13	852	G	O5'-P-OP2	-7.23	99.19	105.70
26	1H	2367	G	N7-C8-N9	7.23	116.72	113.10
26	1H	2666	C	N3-C4-N4	7.23	123.06	118.00
26	14	723	G	C8-N9-C4	7.23	109.29	106.40
26	14	1684	C	N1-C2-O2	-7.23	114.56	118.90
26	1H	265	A	N7-C8-N9	7.23	117.42	113.80
26	1H	321	G	N9-C4-C5	-7.23	102.51	105.40
26	1H	1890	A	N1-C6-N6	-7.23	114.26	118.60
26	14	1210	A	C5-N7-C8	-7.23	100.28	103.90
26	14	2042	A	O5'-P-OP2	-7.23	99.19	105.70
26	1H	587	C	C2-N3-C4	-7.23	116.28	119.90
26	1H	449	A	OP1-P-O3'	7.23	121.10	105.20
26	14	2544	G	C4-C5-N7	7.23	113.69	110.80
26	1H	747	U	OP1-P-OP2	7.22	130.44	119.60
26	1H	1620	G	C4-C5-N7	-7.22	107.91	110.80

Continued on next page...

Continued from previous page...

Mol	Chain	Res	Type	Atoms	Z	Observed(°)	Ideal(°)
26	1H	845	G	N3-C2-N2	-7.22	114.84	119.90
26	14	1308	A	C8-N9-C4	-7.22	102.91	105.80
26	14	2001	A	C8-N9-C4	7.22	108.69	105.80
26	1H	1602	U	N1-C2-N3	7.22	119.23	114.90
26	1H	1814	G	N1-C2-N2	-7.22	109.70	116.20
26	14	2062	A	O4'-C1'-N9	7.22	113.97	108.20
26	14	2307	G	N7-C8-N9	7.22	116.71	113.10
26	14	2307	G	C4-N9-C1'	7.22	135.88	126.50
26	14	2542	A	C5-N7-C8	7.22	107.51	103.90
26	14	2591	C	N3-C2-O2	7.22	126.95	121.90
26	14	1616	A	C5-C6-N6	-7.21	117.93	123.70
26	1H	2251	G	C5-N7-C8	7.21	107.91	104.30
26	14	602	G	C4-N9-C1'	7.21	135.88	126.50
26	14	1605	C	C2-N3-C4	-7.21	116.29	119.90
26	1H	1204	A	C5-N7-C8	-7.21	100.30	103.90
26	1H	371	A	O5'-P-OP2	-7.21	99.21	105.70
26	1H	617	G	O5'-P-OP1	7.21	119.35	110.70
26	1H	1379	A	N9-C1'-C2'	7.21	123.37	114.00
26	1H	1387	C	OP1-P-OP2	7.21	130.41	119.60
26	1H	1966	A	C5-C6-N6	7.21	129.47	123.70
26	14	2056	G	OP1-P-O3'	7.21	121.06	105.20
29	19	44	ASN	C-N-CA	7.21	139.72	121.70
1	13	266	G	C6-C5-N7	-7.21	126.08	130.40
26	1H	1261	C	C2-N3-C4	-7.21	116.30	119.90
26	1H	2048	G	C4-C5-C6	7.21	123.12	118.80
1	1G	449	C	C6-N1-C2	-7.21	117.42	120.30
26	14	197	A	OP1-P-OP2	-7.21	108.79	119.60
26	1H	1257	C	N1-C2-O2	-7.21	114.58	118.90
26	14	774	A	C4-N9-C1'	-7.21	113.33	126.30
26	1H	410	G	C5-C6-O6	-7.20	124.28	128.60
26	1H	473	G	O5'-P-OP2	-7.20	99.22	105.70
26	1H	583	G	O5'-P-OP2	-7.20	99.22	105.70
26	1H	2260	C	N3-C4-C5	7.20	124.78	121.90
27	16	38	C	C6-N1-C2	7.20	123.18	120.30
1	1G	945	G	C5-C6-O6	-7.20	124.28	128.60
26	1H	1204	A	C4-C5-C6	7.20	120.60	117.00
26	14	2699	C	N3-C4-C5	7.20	124.78	121.90
26	14	574	C	C5-C4-N4	7.20	125.24	120.20
26	14	398	G	N1-C6-O6	-7.20	115.58	119.90
26	1H	112	U	N3-C2-O2	7.20	127.24	122.20
26	1H	330	A	N7-C8-N9	7.20	117.40	113.80
26	14	1241	A	N1-C6-N6	7.20	122.92	118.60

Continued on next page...

Continued from previous page...

Mol	Chain	Res	Type	Atoms	Z	Observed(°)	Ideal(°)
26	14	1801	G	N1-C6-O6	7.20	124.22	119.90
26	1H	1210	A	C6-C5-N7	-7.19	127.26	132.30
26	1H	783	A	N9-C1'-C2'	-7.19	104.09	112.00
26	1H	951	C	N1-C2-O2	7.19	123.22	118.90
26	1H	2708	G	N1-C2-N2	-7.19	109.73	116.20
1	1G	1499	A	C8-N9-C4	7.19	108.68	105.80
1	13	964	A	C8-N9-C4	7.19	108.68	105.80
26	1H	1677	A	OP1-P-OP2	-7.19	108.81	119.60
26	1H	2230	G	N3-C4-N9	-7.19	121.69	126.00
26	14	1303	G	O5'-P-OP2	-7.19	99.23	105.70
26	14	1742	C	C5-C6-N1	7.19	124.59	121.00
26	14	2371	G	C4-C5-N7	7.19	113.68	110.80
30	29	78	LEU	CA-CB-CG	7.19	131.84	115.30
26	1H	664	C	N3-C2-O2	-7.19	116.87	121.90
26	1H	1321	A	N7-C8-N9	-7.19	110.21	113.80
26	14	2426	A	N7-C8-N9	7.19	117.39	113.80
1	13	892	A	C6-C5-N7	-7.19	127.27	132.30
26	1H	150	C	C5-C4-N4	7.19	125.23	120.20
26	1H	202	U	C4-C5-C6	-7.19	115.39	119.70
26	1H	484	C	OP1-P-O3'	7.19	121.01	105.20
26	1H	1408	C	N3-C4-N4	7.19	123.03	118.00
26	1H	1800	C	C6-N1-C2	-7.19	117.42	120.30
26	1H	2765	A	OP1-P-OP2	7.19	130.38	119.60
1	1G	402	G	C8-N9-C4	7.19	109.28	106.40
26	14	480	A	C8-N9-C4	-7.19	102.92	105.80
26	14	801	G	N9-C4-C5	7.19	108.28	105.40
26	1H	2827	C	N1-C2-O2	-7.19	114.59	118.90
25	4L	23	A	OP1-P-O3'	7.19	121.01	105.20
26	1H	209	C	N3-C4-C5	7.18	124.77	121.90
26	1H	1426	G	N1-C2-N3	7.18	128.21	123.90
1	1G	894	G	C5-C6-O6	-7.18	124.29	128.60
26	14	556	G	N3-C4-N9	7.18	130.31	126.00
26	14	1383	C	N3-C2-O2	7.18	126.93	121.90
27	1J	44	G	C4-N9-C1'	-7.18	117.16	126.50
1	13	1496	C	C5-C6-N1	-7.18	117.41	121.00
26	1H	655	A	C8-N9-C4	-7.18	102.93	105.80
26	1H	837	C	N3-C4-N4	7.18	123.03	118.00
26	1H	1021	A	N1-C6-N6	7.18	122.91	118.60
26	14	503	A	N1-C6-N6	-7.18	114.29	118.60
26	14	1796	U	O5'-P-OP1	-7.18	99.24	105.70
26	1H	2287	A	C6-N1-C2	7.18	122.91	118.60
26	1H	2447	G	C6-N1-C2	-7.18	120.79	125.10

Continued on next page...

Continued from previous page...

Mol	Chain	Res	Type	Atoms	Z	Observed(°)	Ideal(°)
27	16	80	U	N3-C2-O2	-7.18	117.17	122.20
26	14	1939	U	O5'-P-OP1	-7.18	99.24	105.70
26	14	2092	U	N3-C4-O4	-7.18	114.37	119.40
26	1H	552	G	O5'-P-OP1	7.18	119.31	110.70
1	1G	894	G	N1-C6-O6	7.18	124.20	119.90
26	14	140	A	C6-C5-N7	-7.18	127.28	132.30
26	14	2213	U	C2-N1-C1'	7.18	126.31	117.70
26	1H	72	U	O5'-P-OP1	-7.17	99.24	105.70
45	F8	70	LEU	CA-CB-CG	7.17	131.80	115.30
26	14	248	G	C6-N1-C2	-7.17	120.80	125.10
26	14	673	C	N1-C2-O2	-7.17	114.59	118.90
26	14	1341	U	O5'-P-OP1	-7.17	99.24	105.70
1	1G	1487	G	O5'-P-OP1	7.17	119.31	110.70
1	13	266	G	C5-N7-C8	-7.17	100.71	104.30
26	1H	530	G	N9-C4-C5	7.17	108.27	105.40
26	1H	2351	G	OP1-P-OP2	7.17	130.36	119.60
1	1G	449	C	C5-C4-N4	7.17	125.22	120.20
1	13	703	G	C4-N9-C1'	7.17	135.82	126.50
26	14	2287	A	N9-C4-C5	-7.17	102.93	105.80
26	14	737	C	C5-C4-N4	-7.17	115.18	120.20
26	14	982	C	N1-C2-O2	-7.17	114.60	118.90
26	14	1673	U	N1-C2-O2	-7.17	117.78	122.80
26	14	1918	A	N9-C4-C5	-7.17	102.93	105.80
26	1H	51	G	OP2-P-O3'	7.16	120.96	105.20
26	1H	1394	U	O5'-P-OP1	-7.16	99.25	105.70
26	1H	1814	G	OP1-P-OP2	7.16	130.34	119.60
26	1H	2626	C	N3-C4-C5	7.16	124.77	121.90
1	1G	1358	U	C5-C6-N1	7.16	126.28	122.70
26	14	2594	C	C5-C4-N4	-7.16	115.19	120.20
26	14	2595	G	O5'-P-OP1	-7.16	99.25	105.70
1	13	890	G	N9-C4-C5	-7.16	102.53	105.40
24	3K	72	C	C6-N1-C2	-7.16	117.44	120.30
26	1H	2030	A	C5-C6-N6	-7.16	117.97	123.70
26	14	1838	C	O5'-P-OP2	7.16	119.29	110.70
1	13	585	G	O5'-P-OP2	-7.16	99.26	105.70
1	13	1250	A	O5'-P-OP1	-7.16	99.26	105.70
26	1H	205	G	N3-C2-N2	7.16	124.91	119.90
26	1H	1673	U	C2-N1-C1'	-7.16	109.11	117.70
26	1H	1198	U	N1-C2-O2	7.16	127.81	122.80
26	1H	1603	A	C8-N9-C4	-7.16	102.94	105.80
26	14	1820	U	O5'-P-OP1	-7.16	99.26	105.70
26	1H	2709	G	C5-C6-O6	7.16	132.89	128.60

Continued on next page...

Continued from previous page...

Mol	Chain	Res	Type	Atoms	Z	Observed(°)	Ideal(°)
26	1H	1142(A)	A	C5-N7-C8	-7.15	100.32	103.90
26	1H	1785	A	OP2-P-O3'	7.15	120.94	105.20
26	14	1281	G	O5'-P-OP1	-7.15	99.26	105.70
1	13	5	U	C2-N1-C1'	7.15	126.28	117.70
26	1H	123	G	O5'-P-OP2	-7.15	99.26	105.70
26	1H	859	G	N3-C4-C5	7.15	132.18	128.60
26	1H	1223	C	N1-C2-O2	-7.15	114.61	118.90
26	14	1356	G	O5'-P-OP1	-7.15	99.26	105.70
1	13	767	A	N1-C2-N3	7.15	132.88	129.30
26	1H	2074	U	C5-C6-N1	-7.15	119.13	122.70
1	1G	1358	U	N3-C2-O2	-7.15	117.20	122.20
26	14	794	G	C4-C5-N7	-7.15	107.94	110.80
26	14	872	A	O5'-P-OP1	-7.15	99.27	105.70
26	14	2613	U	C5-C6-N1	-7.15	119.12	122.70
1	13	1412	C	C5-C6-N1	-7.15	117.43	121.00
1	13	690	G	C5-C6-O6	-7.14	124.31	128.60
1	13	796	C	C6-N1-C2	-7.14	117.44	120.30
26	1H	1624	G	N1-C6-O6	-7.14	115.61	119.90
26	1H	1792	G	N1-C6-O6	-7.14	115.61	119.90
26	1H	2248	C	N1-C2-O2	7.14	123.19	118.90
26	14	872	A	O5'-P-OP2	7.14	119.27	110.70
26	14	1844	C	C5-C4-N4	-7.14	115.20	120.20
26	14	2499	C	OP1-P-OP2	-7.14	108.88	119.60
26	14	984	A	O5'-P-OP2	-7.14	99.27	105.70
26	1H	1307	A	N9-C4-C5	-7.14	102.94	105.80
26	1H	1456	G	N1-C6-O6	7.14	124.19	119.90
26	14	944	G	OP1-P-OP2	7.14	130.31	119.60
26	14	2518	A	N9-C4-C5	-7.14	102.94	105.80
26	1H	738	G	N7-C8-N9	7.14	116.67	113.10
26	1H	1968	G	N9-C1'-C2'	-7.14	104.15	112.00
26	1H	1970	A	OP1-P-O3'	-7.14	89.49	105.20
26	14	1598	C	OP1-P-OP2	-7.14	108.89	119.60
26	1H	930	U	C5-C6-N1	-7.14	119.13	122.70
26	1H	1026	U	C2-N1-C1'	-7.14	109.14	117.70
26	14	1377	G	C8-N9-C4	-7.14	103.55	106.40
26	1H	1325	G	N3-C4-N9	7.13	130.28	126.00
26	1H	1996	C	C6-N1-C2	7.13	123.15	120.30
1	1G	449	C	N3-C4-N4	-7.13	113.01	118.00
26	1H	1623	G	C5-C6-O6	7.13	132.88	128.60
26	1H	2591	C	C2-N3-C4	-7.13	116.33	119.90
1	13	1426	C	N3-C4-N4	7.13	122.99	118.00
26	1H	908	C	OP2-P-O3'	7.13	120.89	105.20

Continued on next page...

Continued from previous page...

Mol	Chain	Res	Type	Atoms	Z	Observed(°)	Ideal(°)
26	1H	2405	G	N9-C4-C5	7.13	108.25	105.40
26	14	2056	G	C4-C5-N7	7.13	113.65	110.80
26	14	1619	G	C5-C6-O6	-7.13	124.32	128.60
1	13	900	A	OP1-P-OP2	-7.13	108.91	119.60
26	1H	246	C	C5-C4-N4	7.13	125.19	120.20
24	3K	3	G	C8-N9-C4	-7.12	103.55	106.40
26	1H	657	U	O5'-P-OP2	-7.12	99.29	105.70
26	1H	1681	G	N3-C4-N9	-7.12	121.73	126.00
26	14	1253	A	N9-C4-C5	-7.12	102.95	105.80
26	14	2473	U	N1-C2-O2	7.12	127.78	122.80
26	1H	1528	A	N1-C2-N3	7.12	132.86	129.30
26	1H	1646	C	C2-N1-C1'	-7.12	110.97	118.80
32	41	94	LEU	CA-CB-CG	7.12	131.67	115.30
26	14	1496	A	N1-C6-N6	7.12	122.87	118.60
26	1H	2690	C	C4-C5-C6	7.12	120.96	117.40
26	14	952	G	OP1-P-OP2	-7.12	108.92	119.60
1	13	948	C	O5'-P-OP2	-7.12	99.30	105.70
26	1H	831	G	N3-C2-N2	7.12	124.88	119.90
26	1H	1305	C	C5-C6-N1	-7.12	117.44	121.00
1	1G	1526	G	N1-C6-O6	7.12	124.17	119.90
26	14	699	A	N1-C6-N6	-7.12	114.33	118.60
27	1J	114	G	C4-N9-C1'	-7.12	117.25	126.50
26	1H	113	G	N3-C4-N9	-7.11	121.73	126.00
26	1H	847	U	N1-C2-N3	7.11	119.17	114.90
26	14	2392	A	N3-C4-C5	7.11	131.78	126.80
26	14	2461	C	N3-C4-N4	-7.11	113.02	118.00
26	14	1254	A	C6-N1-C2	-7.11	114.33	118.60
26	1H	1594	G	OP1-P-O3'	7.11	120.84	105.20
26	1H	1802	A	C2-N3-C4	-7.11	107.05	110.60
26	1H	2524	G	C4-C5-N7	-7.11	107.96	110.80
1	1G	413	G	C6-C5-N7	7.11	134.66	130.40
26	1H	1245	G	O5'-P-OP1	-7.11	99.31	105.70
26	1H	130	C	C2-N3-C4	-7.10	116.35	119.90
26	1H	1579	A	C8-N9-C4	-7.10	102.96	105.80
26	1H	2490	G	N1-C2-N2	-7.10	109.81	116.20
26	1H	138	G	N9-C1'-C2'	7.10	123.23	114.00
26	14	459	U	N1-C2-N3	7.10	119.16	114.90
26	1H	188	G	C6-C5-N7	-7.10	126.14	130.40
26	1H	1217	C	N1-C2-O2	-7.10	114.64	118.90
26	1H	1607	C	C5-C4-N4	-7.10	115.23	120.20
26	14	1641	A	O5'-P-OP2	7.10	119.22	110.70
26	14	2029	G	N7-C8-N9	7.10	116.65	113.10

Continued on next page...

Continued from previous page...

Mol	Chain	Res	Type	Atoms	Z	Observed(°)	Ideal(°)
26	1H	1228	G	N1-C2-N3	7.10	128.16	123.90
26	14	681	G	C5-N7-C8	-7.10	100.75	104.30
26	14	1128	A	C5-C6-N1	7.10	121.25	117.70
26	14	1784	A	OP1-P-OP2	7.10	130.25	119.60
26	1H	199	A	C2-N3-C4	7.09	114.15	110.60
26	1H	2256	G	O5'-P-OP1	7.09	119.21	110.70
26	1H	2329	G	C5-C6-O6	7.09	132.86	128.60
26	14	1441	G	C8-N9-C4	7.09	109.24	106.40
26	14	2387	U	N3-C4-C5	7.09	118.86	114.60
1	13	890	G	C8-N9-C4	7.09	109.24	106.40
1	13	1403	C	O5'-P-OP2	-7.09	99.32	105.70
26	1H	195	A	C5-C6-N6	-7.09	118.03	123.70
26	1H	2827	C	C5-C4-N4	-7.09	115.23	120.20
26	14	2447	G	N3-C2-N2	-7.09	114.94	119.90
24	3K	76	A	C5-C6-N6	-7.09	118.03	123.70
26	14	2389	G	C8-N9-C4	-7.09	103.56	106.40
26	14	2873	A	C8-N9-C1'	-7.09	114.94	127.70
1	13	1200	C	C2-N3-C4	7.09	123.44	119.90
26	1H	2436	G	C5-C6-O6	-7.09	124.35	128.60
26	1H	2574	G	C5-C6-N1	7.09	115.04	111.50
26	14	470	A	C4-C5-N7	7.08	114.24	110.70
26	14	1992	G	N1-C6-O6	-7.08	115.65	119.90
26	1H	808	G	C5-N7-C8	7.08	107.84	104.30
26	14	733	G	C6-C5-N7	-7.08	126.15	130.40
26	14	2502	G	OP2-P-O3'	7.08	120.78	105.20
26	1H	930	U	N1-C2-N3	7.08	119.15	114.90
26	14	2498	C	N1-C2-O2	-7.08	114.65	118.90
26	1H	997	G	O5'-P-OP1	7.08	119.19	110.70
26	1H	1035	U	C5-C6-N1	-7.08	119.16	122.70
26	1H	1817	G	N1-C6-O6	-7.08	115.65	119.90
26	1H	2552	U	N1-C2-N3	7.08	119.15	114.90
23	2L	35	C	OP1-P-O3'	7.08	120.78	105.20
26	1H	680	G	C6-C5-N7	-7.08	126.16	130.40
26	14	2029	G	O5'-P-OP1	-7.08	99.33	105.70
26	1H	928	G	C5-N7-C8	-7.07	100.76	104.30
26	1H	2254	C	OP1-P-OP2	-7.07	108.99	119.60
26	1H	2829	C	N1-C2-O2	-7.07	114.66	118.90
26	14	2443	C	C5-C4-N4	-7.07	115.25	120.20
26	14	2388	A	O4'-C1'-N9	7.07	113.86	108.20
1	13	1227	A	N3-C4-C5	7.07	131.75	126.80
26	14	2431	U	N1-C2-O2	-7.07	117.85	122.80
26	1H	1813	G	C8-N9-C4	7.07	109.23	106.40

Continued on next page...

Continued from previous page...

Mol	Chain	Res	Type	Atoms	Z	Observed(°)	Ideal(°)
26	14	568	U	C5-C4-O4	-7.07	121.66	125.90
26	14	2252	G	N7-C8-N9	-7.07	109.56	113.10
26	1H	195	A	N9-C4-C5	-7.07	102.97	105.80
26	1H	530	G	C5-C6-O6	7.07	132.84	128.60
26	1H	2461	C	C5-C6-N1	-7.07	117.47	121.00
22	1L	73	A	C2-N3-C4	7.07	114.13	110.60
26	14	1379	A	C5-N7-C8	-7.07	100.37	103.90
1	13	1266	G	C2-N3-C4	-7.07	108.37	111.90
26	1H	148	C	C6-N1-C2	7.07	123.13	120.30
26	1H	1824	G	N9-C4-C5	7.07	108.23	105.40
26	1H	2033	A	O5'-P-OP1	-7.07	99.34	105.70
26	1H	2550	G	C8-N9-C4	-7.07	103.57	106.40
26	1H	2592	G	C5-C6-N1	-7.07	107.97	111.50
26	14	2307	G	C8-N9-C4	-7.07	103.57	106.40
26	14	2689	U	P-O3'-C3'	7.07	128.18	119.70
26	1H	952	G	O5'-P-OP1	-7.06	99.34	105.70
26	1H	1249	U	C5-C4-O4	-7.06	121.66	125.90
1	1G	402	G	N9-C4-C5	-7.06	102.58	105.40
26	1H	563	G	C5-C6-O6	7.06	132.84	128.60
26	1H	1249	U	N3-C2-O2	7.06	127.14	122.20
1	1G	1128	C	N1-C2-O2	7.06	123.14	118.90
26	14	747	U	O5'-P-OP2	-7.06	99.35	105.70
26	14	1313	U	C6-N1-C2	-7.06	116.77	121.00
26	1H	1777	U	N1-C2-N3	7.06	119.13	114.90
26	14	860	U	N3-C2-O2	-7.06	117.26	122.20
26	1H	1603	A	O5'-P-OP2	7.05	119.17	110.70
26	14	1938	A	O5'-P-OP2	7.05	119.17	110.70
26	14	2612	C	N3-C4-N4	7.05	122.94	118.00
26	1H	2853	C	O5'-P-OP2	-7.05	99.35	105.70
26	14	729	G	N3-C2-N2	-7.05	114.96	119.90
26	14	1589	C	O5'-P-OP2	7.05	119.16	110.70
26	14	2337	G	O5'-P-OP2	7.05	119.16	110.70
26	14	2598	A	N9-C4-C5	-7.05	102.98	105.80
26	14	1597	A	O5'-P-OP2	-7.05	99.35	105.70
26	14	2375	G	N9-C1'-C2'	-7.05	104.24	112.00
26	1H	1822	G	N3-C2-N2	-7.05	114.97	119.90
26	1H	2439	A	C4-C5-N7	7.05	114.22	110.70
26	14	1411	C	O5'-P-OP2	-7.05	99.36	105.70
26	14	1992	G	P-O3'-C3'	7.05	128.16	119.70
26	14	2058	A	N9-C4-C5	7.05	108.62	105.80
26	14	2346	A	C4-C5-C6	7.05	120.52	117.00
26	1H	842	G	C4-C5-N7	7.05	113.62	110.80

Continued on next page...

Continued from previous page...

Mol	Chain	Res	Type	Atoms	Z	Observed(°)	Ideal(°)
26	1H	580	C	C4-C5-C6	7.05	120.92	117.40
26	1H	627	A	N7-C8-N9	-7.05	110.28	113.80
26	14	954	G	C6-C5-N7	7.05	134.63	130.40
26	1H	696	G	C5-C6-N1	7.04	115.02	111.50
26	14	2554	U	O5'-P-OP2	7.04	119.15	110.70
26	1H	1444(A)	A	O5'-P-OP1	-7.04	99.36	105.70
26	1H	2057	A	C5-C6-N6	-7.04	118.07	123.70
43	D8	82	ARG	NE-CZ-NH1	-7.04	116.78	120.30
26	14	733	G	C4-N9-C1'	7.04	135.65	126.50
26	1H	2518	A	O5'-P-OP2	7.04	119.14	110.70
27	1J	89(A)	A	C8-N9-C4	-7.04	102.98	105.80
3	2E	196	LEU	CA-CB-CG	7.04	131.49	115.30
26	1H	126	A	OP1-P-O3'	-7.04	89.72	105.20
26	14	2236	C	OP1-P-OP2	7.04	130.16	119.60
26	1H	1818	U	OP1-P-OP2	7.03	130.15	119.60
1	1G	971	G	O5'-P-OP2	-7.03	99.37	105.70
26	14	2726	U	C5-C4-O4	7.03	130.12	125.90
1	13	1450	U	N3-C2-O2	-7.03	117.28	122.20
26	14	2331	G	C6-N1-C2	-7.03	120.88	125.10
26	14	2676	C	N3-C4-C5	7.03	124.71	121.90
26	1H	217	G	N9-C4-C5	7.03	108.21	105.40
37	35	65	ARG	C-N-CA	-7.03	107.54	122.30
26	1H	688	U	N3-C2-O2	-7.03	117.28	122.20
1	1G	1519	A	C8-N9-C4	-7.03	102.99	105.80
26	14	72	U	O5'-P-OP1	-7.03	99.38	105.70
1	13	819	A	O5'-P-OP1	-7.03	99.38	105.70
26	1H	772	C	N1-C2-O2	-7.03	114.69	118.90
26	14	845	G	C6-C5-N7	-7.03	126.18	130.40
26	14	1681	G	N7-C8-N9	7.03	116.61	113.10
26	14	1528	A	N1-C6-N6	7.02	122.81	118.60
26	1H	1199	U	C5-C6-N1	-7.02	119.19	122.70
26	1H	1382	G	N9-C4-C5	-7.02	102.59	105.40
26	1H	2374	C	C5-C6-N1	-7.02	117.49	121.00
26	1H	2443	C	N3-C4-N4	7.02	122.92	118.00
26	14	1142(A)	A	N1-C2-N3	7.02	132.81	129.30
26	14	1559	G	C4-C5-N7	7.02	113.61	110.80
26	1H	738	G	C5-C6-N1	7.02	115.01	111.50
1	13	769	G	N1-C6-O6	7.02	124.11	119.90
26	1H	1936	A	C5-C6-N6	-7.02	118.08	123.70
26	14	791	C	N3-C4-C5	7.02	124.71	121.90
26	14	1283	G	OP1-P-OP2	7.02	130.13	119.60
26	14	2592	G	O5'-P-OP1	7.02	119.12	110.70

Continued on next page...

Continued from previous page...

Mol	Chain	Res	Type	Atoms	Z	Observed(°)	Ideal(°)
1	13	1227	A	C5-N7-C8	-7.02	100.39	103.90
26	14	1393	A	O5'-P-OP2	-7.02	99.38	105.70
26	14	1614	A	C4-C5-C6	7.02	120.51	117.00
26	14	2452	C	N3-C2-O2	7.02	126.81	121.90
1	13	892	A	C5-C6-N6	-7.02	118.09	123.70
26	1H	661	C	C2-N3-C4	-7.02	116.39	119.90
26	1H	2048	G	C4-C5-N7	-7.01	108.00	110.80
26	14	121	G	C6-N1-C2	-7.01	120.89	125.10
26	14	871	U	O5'-P-OP1	-7.01	99.39	105.70
26	1H	1644	C	C6-N1-C2	-7.01	117.50	120.30
26	1H	1778	U	O5'-P-OP1	-7.01	99.39	105.70
26	1H	1259	G	OP2-P-O3'	7.01	120.63	105.20
26	14	459	U	N3-C2-O2	-7.01	117.29	122.20
26	14	2431	U	N3-C2-O2	7.01	127.11	122.20
26	1H	2594	C	C4-C5-C6	7.01	120.90	117.40
37	78	35	HIS	N-CA-C	7.01	129.92	111.00
26	14	2347	C	N3-C2-O2	-7.01	116.99	121.90
1	1G	913	A	P-O3'-C3'	7.01	128.11	119.70
26	14	767	U	N3-C4-O4	-7.01	114.50	119.40
26	14	769	G	O5'-P-OP2	-7.01	99.39	105.70
26	14	1611	C	O5'-P-OP2	7.01	119.11	110.70
26	1H	2587	A	N1-C6-N6	-7.00	114.40	118.60
1	1G	690	G	C4-C5-N7	7.00	113.60	110.80
31	31	44	ARG	NE-CZ-NH1	-7.00	116.80	120.30
37	78	50	ARG	NE-CZ-NH1	-7.00	116.80	120.30
26	14	1352	U	O5'-P-OP1	-7.00	99.40	105.70
26	14	1605	C	OP1-P-OP2	7.00	130.10	119.60
26	1H	271(B)	G	C4-N9-C1'	7.00	135.60	126.50
27	16	42	C	C6-N1-C2	7.00	123.10	120.30
26	14	803	U	O5'-P-OP2	-7.00	99.40	105.70
26	1H	1510	A	C2-N3-C4	7.00	114.10	110.60
26	1H	1966	A	N1-C6-N6	-7.00	114.40	118.60
26	1H	2259	G	O5'-P-OP2	7.00	119.09	110.70
26	1H	1573	G	OP2-P-O3'	6.99	120.58	105.20
26	1H	2554	U	C5-C4-O4	-6.99	121.70	125.90
26	14	1204	A	C5-C6-N1	-6.99	114.20	117.70
26	1H	989	G	C5-C6-N1	6.99	115.00	111.50
26	14	621	A	N3-C4-C5	6.99	131.69	126.80
26	1H	984	A	O5'-P-OP1	6.99	119.09	110.70
27	16	80	U	N1-C2-O2	6.99	127.69	122.80
26	14	1258	C	C5-C4-N4	-6.99	115.31	120.20
26	14	1950	G	C5-C6-N1	-6.99	108.00	111.50

Continued on next page...

Continued from previous page...

Mol	Chain	Res	Type	Atoms	Z	Observed(°)	Ideal(°)
27	1J	7	G	N1-C6-O6	6.99	124.09	119.90
26	14	1332	G	N9-C4-C5	-6.99	102.61	105.40
26	14	1351	C	C2-N3-C4	-6.99	116.41	119.90
26	1H	735	A	O5'-P-OP2	-6.99	99.41	105.70
26	14	2854	G	OP1-P-OP2	-6.99	109.12	119.60
36	25	8	LEU	CA-CB-CG	6.99	131.37	115.30
1	13	401	C	C5-C6-N1	-6.99	117.51	121.00
26	1H	74	A	N7-C8-N9	6.99	117.29	113.80
26	14	731	C	C5-C6-N1	-6.99	117.51	121.00
26	14	801	G	O5'-P-OP2	-6.99	99.41	105.70
23	2K	5	G	C8-N9-C4	6.98	109.19	106.40
26	1H	247	G	OP1-P-OP2	-6.98	109.13	119.60
26	14	787	U	N3-C4-O4	-6.98	114.51	119.40
26	14	2388	A	O5'-P-OP1	6.98	119.08	110.70
26	14	2577	A	O5'-P-OP2	-6.98	99.42	105.70
1	13	108	G	C5-N7-C8	-6.98	100.81	104.30
1	13	529	G	C6-C5-N7	-6.98	126.21	130.40
26	14	2520	C	O5'-P-OP1	6.98	119.08	110.70
1	13	1284	C	C6-N1-C2	6.98	123.09	120.30
26	14	47	C	N3-C4-C5	6.98	124.69	121.90
1	13	798	G	OP2-P-O3'	6.98	120.55	105.20
26	14	701	G	C8-N9-C4	-6.98	103.61	106.40
26	14	1241	A	C5-C6-N1	-6.98	114.21	117.70
26	1H	1002	G	O5'-P-OP2	-6.98	99.42	105.70
26	1H	180	G	N3-C2-N2	6.97	124.78	119.90
26	14	2267	A	OP1-P-OP2	6.97	130.06	119.60
1	13	1490	C	OP2-P-O3'	6.97	120.54	105.20
26	1H	631	A	C8-N9-C4	6.97	108.59	105.80
26	1H	1521	G	C8-N9-C4	-6.97	103.61	106.40
26	1H	2627	G	C5-C6-O6	-6.97	124.42	128.60
26	14	747	U	N1-C2-N3	-6.97	110.72	114.90
26	14	2377	A	C8-N9-C4	6.97	108.59	105.80
26	14	2430	A	N7-C8-N9	6.97	117.29	113.80
26	1H	940	G	C6-N1-C2	-6.97	120.92	125.10
26	1H	459	U	O5'-P-OP1	6.97	119.06	110.70
26	14	2441	C	O5'-P-OP2	6.97	119.06	110.70
26	1H	994	C	C6-N1-C2	-6.97	117.51	120.30
26	14	678	C	C6-N1-C2	6.97	123.09	120.30
26	14	1844	C	O5'-P-OP2	6.97	119.06	110.70
26	14	2031	A	N1-C6-N6	6.97	122.78	118.60
26	1H	1758	G	N3-C2-N2	-6.97	115.02	119.90
26	1H	2258	C	C4-C5-C6	6.97	120.88	117.40

Continued on next page...

Continued from previous page...

Mol	Chain	Res	Type	Atoms	Z	Observed(°)	Ideal(°)
26	1H	2525	G	OP2-P-O3'	6.97	120.53	105.20
26	1H	2638	G	N3-C4-N9	6.97	130.18	126.00
1	13	422	C	P-O3'-C3'	6.96	128.06	119.70
26	1H	417	C	N3-C2-O2	6.96	126.78	121.90
1	1G	518	C	N3-C2-O2	-6.96	117.02	121.90
26	14	1965	C	N3-C4-C5	6.96	124.69	121.90
26	14	2245	U	N3-C4-C5	6.96	118.78	114.60
26	14	2601	C	C6-N1-C2	-6.96	117.51	120.30
26	1H	1395	A	OP1-P-OP2	-6.96	109.16	119.60
26	1H	2444	G	N3-C2-N2	-6.96	115.03	119.90
26	1H	105	C	C6-N1-C2	-6.96	117.52	120.30
26	1H	1314	C	C2-N1-C1'	6.96	126.46	118.80
22	1L	76	A	N7-C8-N9	6.96	117.28	113.80
26	14	1994	C	C5-C6-N1	-6.96	117.52	121.00
26	1H	1971	A	C2-N3-C4	6.96	114.08	110.60
26	1H	2228	G	C8-N9-C4	-6.96	103.62	106.40
26	1H	1518	C	O5'-P-OP2	6.96	119.05	110.70
26	14	453	C	C6-N1-C2	6.96	123.08	120.30
26	14	530	G	C5-C6-N1	-6.96	108.02	111.50
26	14	1989	G	N3-C2-N2	-6.96	115.03	119.90
34	69	131	LYS	C-N-CD	-6.96	105.29	120.60
26	1H	828	U	N3-C4-O4	-6.96	114.53	119.40
26	1H	2059	A	N1-C6-N6	6.96	122.77	118.60
26	1H	2089	U	N3-C4-O4	6.96	124.27	119.40
26	14	2032	G	C8-N9-C4	6.96	109.18	106.40
26	1H	746	A	O4'-C1'-N9	6.95	113.76	108.20
26	14	954	G	C5-C6-O6	6.95	132.77	128.60
26	14	2406	U	O4'-C1'-N1	-6.95	102.64	108.20
26	1H	945	A	O4'-C1'-N9	6.95	113.76	108.20
26	1H	2053	G	C5-C6-O6	-6.95	124.43	128.60
26	1H	989	G	C8-N9-C4	-6.95	103.62	106.40
26	1H	1156	A	O5'-P-OP2	-6.95	99.44	105.70
26	1H	1328	G	N3-C4-N9	6.95	130.17	126.00
26	14	1969	A	OP1-P-OP2	-6.95	109.17	119.60
26	1H	1401	G	N7-C8-N9	6.95	116.57	113.10
26	1H	1812	A	C8-N9-C4	6.95	108.58	105.80
27	16	61	G	C8-N9-C4	-6.95	103.62	106.40
1	13	760	G	C4-C5-N7	6.95	113.58	110.80
26	14	530	G	C5-C6-O6	-6.95	124.43	128.60
26	14	2281	C	N3-C4-N4	6.95	122.86	118.00
26	14	1251	C	N1-C2-O2	-6.94	114.73	118.90
26	14	1630(A)	C	N1-C2-O2	-6.94	114.73	118.90

Continued on next page...

Continued from previous page...

Mol	Chain	Res	Type	Atoms	Z	Observed(°)	Ideal(°)
26	1H	1391	U	C2-N1-C1'	6.94	126.03	117.70
26	1H	1957	C	N3-C2-O2	-6.94	117.04	121.90
26	14	621	A	C6-C5-N7	-6.94	127.44	132.30
26	1H	1594	G	N3-C2-N2	-6.94	115.04	119.90
26	14	209	C	C2-N3-C4	-6.94	116.43	119.90
26	14	1276	A	C2-N3-C4	-6.94	107.13	110.60
26	1H	1366	A	C4-C5-N7	6.94	114.17	110.70
26	1H	1959	G	C4-C5-N7	-6.94	108.03	110.80
26	1H	2032	G	N7-C8-N9	-6.94	109.63	113.10
26	1H	2430	A	C6-N1-C2	6.94	122.76	118.60
26	1H	778	G	O5'-P-OP1	6.93	119.02	110.70
26	1H	2422	A	O5'-P-OP2	-6.93	99.46	105.70
26	14	265	A	N1-C6-N6	6.93	122.76	118.60
1	13	545	C	N3-C4-N4	-6.93	113.15	118.00
1	13	768	A	O5'-P-OP2	-6.93	99.46	105.70
26	14	791	C	C2-N1-C1'	-6.93	111.17	118.80
26	14	1142	U	C2-N1-C1'	6.93	126.02	117.70
26	14	2315	G	OP1-P-O3'	6.93	120.45	105.20
1	13	1374	A	C2-N3-C4	-6.93	107.13	110.60
26	1H	202	U	C5-C4-O4	-6.93	121.74	125.90
26	1H	528	A	C8-N9-C1'	6.93	140.18	127.70
26	1H	869	G	N3-C2-N2	6.93	124.75	119.90
26	1H	2392	A	O4'-C1'-N9	6.93	113.74	108.20
26	1H	417	C	N3-C4-C5	6.93	124.67	121.90
1	13	1359	C	O5'-P-OP1	-6.92	99.47	105.70
26	1H	1940	U	N3-C4-O4	6.92	124.25	119.40
26	14	510	C	C6-N1-C2	-6.92	117.53	120.30
26	1H	211	A	C8-N9-C4	6.92	108.57	105.80
26	14	776	G	N3-C2-N2	-6.92	115.05	119.90
26	1H	2572	A	N7-C8-N9	-6.92	110.34	113.80
1	1G	1139	G	N3-C4-C5	6.92	132.06	128.60
26	14	2296	U	C5-C6-N1	6.92	126.16	122.70
27	1J	103	U	C6-N1-C2	6.92	125.15	121.00
1	1G	731	G	O5'-P-OP2	-6.92	99.47	105.70
1	13	575	G	O4'-C1'-N9	-6.92	102.67	108.20
26	1H	1123	C	C5-C6-N1	-6.92	117.54	121.00
26	1H	1201	C	C5-C4-N4	-6.92	115.36	120.20
1	1G	576	G	N3-C4-N9	6.92	130.15	126.00
26	14	134	C	C5-C6-N1	-6.92	117.54	121.00
26	14	1326	U	N3-C4-O4	-6.92	114.56	119.40
26	1H	1021	A	C6-C5-N7	-6.92	127.46	132.30
26	1H	1122	G	C8-N9-C4	6.91	109.17	106.40

Continued on next page...

Continued from previous page...

Mol	Chain	Res	Type	Atoms	Z	Observed(°)	Ideal(°)
26	1H	1241	A	N3-C4-C5	6.91	131.64	126.80
26	1H	1612	C	N3-C4-N4	6.91	122.84	118.00
1	13	738	C	C6-N1-C2	-6.91	117.54	120.30
26	1H	146	G	C4-C5-N7	6.91	113.56	110.80
26	1H	2273	A	N1-C2-N3	-6.91	125.84	129.30
26	1H	2375	G	N9-C1'-C2'	-6.91	104.40	112.00
26	1H	2377	A	N9-C4-C5	-6.91	103.04	105.80
26	1H	1618	A	O5'-P-OP2	6.91	118.99	110.70
23	2L	58	A	O5'-P-OP2	6.91	118.99	110.70
26	14	372	G	O4'-C1'-N9	6.91	113.73	108.20
26	14	1022	G	N9-C4-C5	6.91	108.16	105.40
26	1H	258	G	N3-C2-N2	6.91	124.73	119.90
26	1H	445	C	OP2-P-O3'	-6.91	90.00	105.20
26	1H	906	G	N3-C4-N9	-6.91	121.86	126.00
26	1H	966	G	N1-C2-N2	-6.91	109.98	116.20
26	1H	1385	G	N3-C4-N9	-6.91	121.86	126.00
27	16	115	G	C5-N7-C8	-6.91	100.85	104.30
40	65	110	LEU	CA-CB-CG	6.91	131.19	115.30
26	1H	400	G	N1-C6-O6	6.90	124.04	119.90
26	1H	1520	U	N3-C2-O2	-6.90	117.37	122.20
26	1H	1624	G	N7-C8-N9	-6.90	109.65	113.10
26	14	2087	G	O5'-P-OP1	6.90	118.98	110.70
26	1H	141(A)	C	OP1-P-O3'	-6.90	90.02	105.20
26	1H	1902	C	C4-C5-C6	6.90	120.85	117.40
26	1H	2188	C	C6-N1-C2	-6.90	117.54	120.30
26	14	2378	A	C8-N9-C4	6.90	108.56	105.80
26	1H	2712	U	C4-C5-C6	6.90	123.84	119.70
26	1H	1613	G	C5-C6-O6	6.90	132.74	128.60
26	1H	2385	C	C2-N3-C4	-6.90	116.45	119.90
26	1H	2761	G	N1-C2-N3	6.90	128.04	123.90
43	D8	40	LEU	CA-CB-CG	6.90	131.16	115.30
1	1G	525	C	C5-C6-N1	6.90	124.45	121.00
27	1J	84	C	C6-N1-C2	6.90	123.06	120.30
26	1H	836	G	N9-C4-C5	6.90	108.16	105.40
1	1G	576	G	C4-C5-C6	6.90	122.94	118.80
26	14	2022	U	OP1-P-O3'	6.90	120.37	105.20
26	14	2427	C	N3-C2-O2	6.90	126.73	121.90
26	14	2544	G	N9-C4-C5	-6.90	102.64	105.40
26	14	2551	C	O5'-P-OP2	-6.90	99.49	105.70
1	13	67	C	C6-N1-C2	-6.89	117.54	120.30
26	1H	719	C	C6-N1-C2	-6.89	117.54	120.30
26	1H	773	U	C2-N3-C4	-6.89	122.86	127.00

Continued on next page...

Continued from previous page...

Mol	Chain	Res	Type	Atoms	Z	Observed(°)	Ideal(°)
26	1H	2355	C	O5'-P-OP2	6.89	118.97	110.70
27	1J	7	G	N3-C4-C5	6.89	132.05	128.60
26	1H	145	G	C6-N1-C2	-6.89	120.96	125.10
26	1H	994	C	N1-C2-O2	-6.89	114.77	118.90
26	1H	1758	G	O5'-P-OP1	-6.89	99.50	105.70
26	1H	1836	C	C6-N1-C2	-6.89	117.54	120.30
26	1H	2048	G	C5-N7-C8	6.89	107.75	104.30
26	1H	2763	G	C6-C5-N7	-6.89	126.26	130.40
26	1H	2378	A	N1-C6-N6	6.89	122.73	118.60
1	13	504	C	N1-C2-O2	-6.89	114.77	118.90
26	1H	1415	U	O5'-P-OP2	-6.89	99.50	105.70
26	1H	2420	C	C5-C6-N1	-6.89	117.56	121.00
26	1H	2708	G	C8-N9-C4	6.89	109.16	106.40
26	14	1316	U	N1-C2-O2	6.89	127.62	122.80
1	13	578	C	O5'-P-OP1	-6.89	99.50	105.70
26	1H	1332	G	C8-N9-C4	-6.89	103.64	106.40
26	1H	1340	U	C2-N3-C4	-6.89	122.87	127.00
26	1H	2394	C	OP2-P-O3'	6.89	120.35	105.20
26	14	2277	G	O5'-P-OP2	-6.89	99.50	105.70
26	14	1349	A	N1-C6-N6	6.88	122.73	118.60
26	14	1543	A	O5'-P-OP1	6.88	118.96	110.70
26	1H	2380	C	C5-C6-N1	-6.88	117.56	121.00
26	1H	874	G	O5'-P-OP2	-6.88	99.51	105.70
26	1H	1440	G	OP1-P-O3'	6.88	120.34	105.20
26	1H	398	G	O5'-P-OP2	-6.88	99.51	105.70
26	1H	135	G	C5-C6-N1	6.88	114.94	111.50
26	1H	275	G	N7-C8-N9	-6.88	109.66	113.10
26	1H	620	G	O5'-P-OP2	-6.88	99.51	105.70
26	1H	1678	G	C4-C5-C6	-6.88	114.67	118.80
26	14	2250	G	O5'-P-OP1	-6.88	99.51	105.70
25	4K	12	A	O4'-C1'-N9	6.88	113.70	108.20
26	1H	2586	C	OP1-P-O3'	6.88	120.33	105.20
26	1H	410	G	N1-C6-O6	6.88	124.03	119.90
26	1H	2286	A	C6-C5-N7	-6.87	127.49	132.30
26	1H	598	G	N3-C2-N2	-6.87	115.09	119.90
26	1H	730	C	OP2-P-O3'	6.87	120.31	105.20
26	14	1998	G	C2-N3-C4	-6.87	108.46	111.90
26	1H	2587	A	C8-N9-C4	-6.87	103.05	105.80
26	1H	2708	G	C6-N1-C2	-6.87	120.98	125.10
26	1H	251	A	C4-C5-C6	6.87	120.43	117.00
26	1H	2888	C	C6-N1-C2	-6.87	117.55	120.30
55	Q8	62	LEU	C-N-CD	6.87	142.82	128.40

Continued on next page...

Continued from previous page...

Mol	Chain	Res	Type	Atoms	Z	Observed(°)	Ideal(°)
26	1H	860	U	C6-N1-C1'	-6.87	111.59	121.20
26	1H	2288	A	N1-C6-N6	6.87	122.72	118.60
26	14	2382	G	C8-N9-C1'	-6.87	118.07	127.00
1	13	1224	G	O5'-P-OP1	6.87	118.94	110.70
26	1H	2072	G	N3-C2-N2	6.87	124.70	119.90
1	1G	542	G	O5'-P-OP2	6.87	118.94	110.70
26	1H	794	G	N1-C2-N3	6.86	128.02	123.90
26	14	471	A	C5-N7-C8	-6.86	100.47	103.90
26	14	2236	C	C2-N3-C4	-6.86	116.47	119.90
1	13	1126	U	C6-N1-C2	-6.86	116.88	121.00
26	14	519	U	N3-C2-O2	-6.86	117.40	122.20
26	14	2072	G	OP1-P-O3'	6.86	120.30	105.20
26	1H	2779	U	C2-N3-C4	-6.86	122.88	127.00
26	14	1528	A	C4-C5-N7	6.86	114.13	110.70
26	14	2035	G	O4'-C1'-N9	6.86	113.69	108.20
1	13	883	C	C6-N1-C2	-6.86	117.56	120.30
1	13	1290	G	C8-N9-C4	-6.86	103.66	106.40
26	1H	651	G	OP1-P-OP2	-6.86	109.31	119.60
26	1H	2763	G	C4-C5-N7	6.86	113.54	110.80
1	13	976	G	N1-C6-O6	6.86	124.01	119.90
26	1H	453	C	C2-N1-C1'	-6.86	111.26	118.80
26	1H	1600	C	O5'-P-OP1	6.86	118.93	110.70
26	1H	1627	G	N7-C8-N9	-6.86	109.67	113.10
26	1H	2252	G	O5'-P-OP2	-6.86	99.53	105.70
27	1J	114	G	N7-C8-N9	-6.86	109.67	113.10
26	1H	864	G	C2-N3-C4	6.85	115.33	111.90
26	14	948	G	C5-C6-O6	-6.85	124.49	128.60
26	1H	991	C	C6-N1-C2	-6.85	117.56	120.30
26	1H	1337	G	C5-C6-O6	6.85	132.71	128.60
26	1H	2205	C	O5'-P-OP2	-6.85	99.53	105.70
26	14	1796	U	O5'-P-OP2	6.85	118.92	110.70
26	14	2252	G	C2-N3-C4	-6.85	108.47	111.90
26	1H	2594	C	C6-N1-C2	-6.85	117.56	120.30
26	14	933	A	N7-C8-N9	6.85	117.22	113.80
26	1H	2469	A	N7-C8-N9	6.85	117.22	113.80
26	14	1894	C	N3-C2-O2	-6.85	117.11	121.90
26	14	2392	A	C8-N9-C4	-6.85	103.06	105.80
26	14	2427	C	N1-C2-O2	-6.85	114.79	118.90
26	1H	1775	U	O5'-P-OP2	-6.85	99.54	105.70
26	14	1552	G	C2-N3-C4	6.85	115.32	111.90
26	1H	2682	U	OP1-P-OP2	6.84	129.87	119.60
26	14	122	G	OP1-P-OP2	6.84	129.87	119.60

Continued on next page...

Continued from previous page...

Mol	Chain	Res	Type	Atoms	Z	Observed(°)	Ideal(°)
26	1H	136	G	C5-C6-O6	-6.84	124.49	128.60
1	1G	856	C	N1-C2-O2	-6.84	114.79	118.90
26	14	681	G	N9-C4-C5	-6.84	102.66	105.40
1	13	880	C	C6-N1-C2	6.84	123.04	120.30
26	1H	216	A	C8-N9-C4	6.84	108.54	105.80
26	14	2394	C	O5'-P-OP2	-6.84	99.54	105.70
26	14	2597	G	O5'-P-OP2	-6.84	99.54	105.70
1	13	187	C	C6-N1-C2	-6.84	117.56	120.30
1	13	1198	G	OP2-P-O3'	6.84	120.25	105.20
26	1H	1331	A	OP1-P-O3'	6.84	120.25	105.20
26	1H	1784	A	OP1-P-O3'	6.84	120.25	105.20
26	14	852	G	O5'-P-OP2	-6.84	99.54	105.70
1	13	901	A	C5-N7-C8	-6.84	100.48	103.90
26	1H	2597	G	OP1-P-O3'	-6.84	90.16	105.20
1	13	913	A	P-O3'-C3'	6.84	127.90	119.70
26	14	585	G	N1-C6-O6	6.84	124.00	119.90
26	14	2822	G	N3-C4-N9	6.84	130.10	126.00
26	1H	1462	C	C6-N1-C2	-6.83	117.57	120.30
26	1H	2260	C	OP2-P-O3'	6.83	120.24	105.20
1	1G	528	C	O4'-C1'-N1	6.83	113.67	108.20
26	14	1614	A	C5-C6-N1	-6.83	114.28	117.70
26	14	2489	G	OP2-P-O3'	6.83	120.23	105.20
26	1H	2463	C	O5'-P-OP2	-6.83	99.55	105.70
27	16	13	A	O5'-P-OP2	-6.83	99.55	105.70
26	14	1253	A	C8-N9-C4	6.83	108.53	105.80
26	14	1820	U	O5'-P-OP2	6.83	118.90	110.70
1	13	1177	G	N1-C6-O6	-6.83	115.80	119.90
26	1H	1771	C	N1-C2-O2	-6.83	114.80	118.90
26	1H	1781	C	N3-C2-O2	6.83	126.68	121.90
26	1H	2500	U	C2-N3-C4	-6.83	122.90	127.00
26	14	117	G	C5-C6-N1	6.83	114.91	111.50
26	14	1293	C	C5-C4-N4	-6.83	115.42	120.20
26	14	1673	U	C2-N1-C1'	-6.83	109.51	117.70
26	1H	2248	C	N3-C2-O2	-6.83	117.12	121.90
26	1H	2507	C	N3-C2-O2	-6.83	117.12	121.90
1	1G	687	A	P-O3'-C3'	6.83	127.89	119.70
26	14	854	G	N3-C4-N9	-6.83	121.90	126.00
26	14	1992	G	C2'-C3'-O3'	6.83	124.62	113.70
26	1H	25	U	N3-C4-O4	6.82	124.18	119.40
26	1H	1644	C	N1-C2-O2	6.82	122.99	118.90
26	1H	1678	G	C4-N9-C1'	-6.82	117.63	126.50
1	1G	428	G	N9-C4-C5	6.82	108.13	105.40

Continued on next page...

Continued from previous page...

Mol	Chain	Res	Type	Atoms	Z	Observed(°)	Ideal(°)
23	2L	6	G	C8-N9-C4	6.82	109.13	106.40
23	2K	73	A	O5'-P-OP2	-6.82	99.56	105.70
26	1H	2484	G	OP1-P-OP2	6.82	129.83	119.60
26	1H	635	C	O5'-P-OP1	6.82	118.88	110.70
26	1H	1303	G	C5-C6-O6	6.82	132.69	128.60
26	1H	1337	G	N1-C6-O6	-6.82	115.81	119.90
26	14	205	G	OP1-P-OP2	6.82	129.83	119.60
26	14	208	C	N3-C4-C5	6.82	124.63	121.90
26	14	817	C	C5-C6-N1	6.82	124.41	121.00
26	14	2337	G	OP1-P-OP2	-6.82	109.37	119.60
26	1H	238	C	C2-N3-C4	-6.82	116.49	119.90
26	1H	906	G	C8-N9-C1'	6.82	135.86	127.00
26	1H	2439	A	N9-C4-C5	-6.82	103.07	105.80
26	1H	2688	U	N3-C4-O4	-6.82	114.63	119.40
27	16	44	G	C4-N9-C1'	-6.82	117.64	126.50
26	14	586	A	OP1-P-O3'	6.82	120.20	105.20
26	14	2380	C	C6-N1-C2	6.82	123.03	120.30
1	13	1491	G	OP2-P-O3'	6.82	120.20	105.20
26	1H	802	A	O5'-P-OP2	-6.82	99.57	105.70
26	14	2451	A	N7-C8-N9	6.82	117.21	113.80
26	14	2586	C	N3-C4-N4	6.82	122.77	118.00
1	13	508	C	O5'-P-OP1	-6.81	99.57	105.70
26	1H	255	A	C5-C6-N1	6.81	121.11	117.70
26	1H	808	G	N1-C2-N3	6.81	127.99	123.90
26	1H	839	U	OP1-P-OP2	6.81	129.82	119.60
1	13	946	A	O5'-P-OP1	-6.81	99.57	105.70
1	13	975	A	O4'-C1'-N9	-6.81	102.75	108.20
26	1H	2444	G	N7-C8-N9	6.81	116.51	113.10
1	1G	1449	C	C6-N1-C1'	-6.81	112.62	120.80
26	14	2598	A	C5-C6-N6	-6.81	118.25	123.70
1	13	11	G	OP1-P-O3'	6.81	120.18	105.20
26	1H	409	C	C6-N1-C2	6.81	123.02	120.30
26	14	939	G	N1-C6-O6	6.81	123.99	119.90
26	14	1024	G	N1-C6-O6	6.81	123.99	119.90
25	4K	22	A	O5'-P-OP2	-6.81	99.57	105.70
26	1H	2581	G	C5-C6-O6	6.81	132.69	128.60
26	1H	2665	A	O4'-C1'-N9	6.81	113.65	108.20
1	1G	666	G	C8-N9-C4	-6.81	103.68	106.40
1	13	570	G	C8-N9-C4	-6.81	103.68	106.40
26	1H	195	A	OP1-P-OP2	-6.81	109.39	119.60
26	1H	46	C	N1-C2-N3	6.80	123.96	119.20
26	1H	1518	C	O5'-P-OP1	-6.80	99.58	105.70

Continued on next page...

Continued from previous page...

Mol	Chain	Res	Type	Atoms	Z	Observed(°)	Ideal(°)
26	1H	1550	C	N1-C2-O2	-6.80	114.82	118.90
26	1H	1825	A	C5-N7-C8	6.80	107.30	103.90
26	1H	1858	G	P-O3'-C3'	6.80	127.87	119.70
26	1H	2275	C	C6-N1-C2	-6.80	117.58	120.30
1	1G	1356	G	C8-N9-C4	-6.80	103.68	106.40
26	14	2286	A	N1-C6-N6	6.80	122.68	118.60
26	14	2297	C	OP1-P-OP2	6.80	129.81	119.60
1	13	1202	G	C5-C6-O6	6.80	132.68	128.60
1	13	1266	G	C5-C6-N1	-6.80	108.10	111.50
26	1H	1770	G	OP1-P-O3'	6.80	120.17	105.20
26	1H	1776	G	OP1-P-O3'	6.80	120.17	105.20
26	1H	2708	G	O5'-P-OP2	-6.80	99.58	105.70
26	14	1780	A	O5'-P-OP2	-6.80	99.58	105.70
1	13	186	C	C6-N1-C2	-6.80	117.58	120.30
26	1H	1957	C	C4-C5-C6	6.80	120.80	117.40
26	1H	2352	A	O5'-P-OP1	-6.80	99.58	105.70
26	1H	596	G	N1-C6-O6	6.80	123.98	119.90
26	14	1784	A	N1-C6-N6	6.80	122.68	118.60
26	1H	2688	U	C6-N1-C2	-6.80	116.92	121.00
27	16	69	G	OP2-P-O3'	6.80	120.15	105.20
26	14	974(A)	C	C2-N1-C1'	6.80	126.28	118.80
26	14	2346	A	C4-N9-C1'	6.80	138.53	126.30
26	14	2356	C	N1-C2-O2	-6.80	114.82	118.90
1	13	320	C	C6-N1-C2	6.79	123.02	120.30
26	1H	766	C	C5-C4-N4	-6.79	115.44	120.20
26	1H	1830	C	OP1-P-OP2	-6.79	109.41	119.60
26	1H	624	C	N3-C2-O2	6.79	126.66	121.90
26	1H	1516	U	O5'-P-OP2	-6.79	99.59	105.70
1	1G	894	G	C6-C5-N7	-6.79	126.32	130.40
1	1G	1354	C	C6-N1-C2	-6.79	117.58	120.30
26	14	192	C	OP1-P-OP2	6.79	129.79	119.60
26	1H	1410	G	OP2-P-O3'	6.79	120.14	105.20
26	14	854	G	N9-C4-C5	6.79	108.12	105.40
26	14	932	G	N3-C4-C5	6.79	132.00	128.60
26	14	1657	C	C6-N1-C2	-6.79	117.58	120.30
26	1H	335	C	C2-N3-C4	6.79	123.30	119.90
26	14	110	G	N1-C6-O6	6.79	123.97	119.90
26	14	949	C	N3-C4-C5	6.79	124.62	121.90
26	1H	1693	U	O5'-P-OP1	-6.79	99.59	105.70
26	1H	1785	A	C4-C5-C6	6.79	120.39	117.00
26	14	1372	U	N1-C2-O2	-6.79	118.05	122.80
1	13	30	U	N3-C2-O2	6.79	126.95	122.20

Continued on next page...

Continued from previous page...

Mol	Chain	Res	Type	Atoms	Z	Observed(°)	Ideal(°)
1	1G	565	U	N3-C2-O2	-6.79	117.45	122.20
26	1H	987	G	N3-C4-N9	-6.78	121.93	126.00
26	1H	1506	C	C5-C6-N1	6.78	124.39	121.00
26	1H	2665	A	N7-C8-N9	6.78	117.19	113.80
26	1H	2762	G	N9-C4-C5	-6.78	102.69	105.40
26	14	721	C	C6-N1-C2	6.78	123.01	120.30
26	14	1930	G	O5'-P-OP1	-6.78	99.59	105.70
27	1J	6	C	C5-C6-N1	-6.78	117.61	121.00
1	13	1513	A	C8-N9-C4	6.78	108.51	105.80
26	1H	62	C	C6-N1-C2	6.78	123.01	120.30
1	13	1195	C	C5-C6-N1	6.78	124.39	121.00
26	1H	445	C	OP1-P-O3'	6.78	120.12	105.20
26	1H	2050	C	C2-N3-C4	-6.78	116.51	119.90
1	1G	690	G	C8-N9-C4	-6.78	103.69	106.40
26	14	1496	A	O4'-C1'-N9	6.78	113.62	108.20
26	1H	2258	C	C5-C4-N4	-6.78	115.45	120.20
26	14	2331	G	C8-N9-C4	6.78	109.11	106.40
1	13	583	A	O5'-P-OP2	6.78	118.83	110.70
26	1H	400	G	C5-C6-O6	-6.78	124.53	128.60
26	1H	1314	C	N3-C2-O2	-6.78	117.16	121.90
26	1H	1695	G	C6-C5-N7	-6.78	126.33	130.40
27	1J	116	G	O5'-P-OP1	6.78	118.83	110.70
26	1H	1391	U	C5-C4-O4	-6.78	121.83	125.90
26	1H	1445	C	C6-N1-C2	-6.78	117.59	120.30
26	1H	2558	C	OP2-P-O3'	6.78	120.11	105.20
33	51	166	GLY	N-CA-C	-6.77	96.17	113.10
26	14	2068	U	OP1-P-O3'	6.77	120.10	105.20
1	1G	108	G	N3-C2-N2	6.77	124.64	119.90
26	14	79	G	N1-C6-O6	6.77	123.96	119.90
26	14	1899	G	C4-C5-C6	6.77	122.86	118.80
49	J8	80	LEU	CA-CB-CG	6.77	130.87	115.30
1	13	1498	U	P-O3'-C3'	6.77	127.82	119.70
26	1H	832	G	O5'-P-OP1	-6.77	99.61	105.70
26	1H	1348	G	C2-N3-C4	6.77	115.28	111.90
26	14	788	A	C6-C5-N7	-6.77	127.56	132.30
26	14	1282	U	C2-N3-C4	-6.77	122.94	127.00
26	14	2451	A	C8-N9-C4	-6.77	103.09	105.80
26	1H	1978	A	C8-N9-C4	-6.76	103.09	105.80
26	14	1647	G	O4'-C1'-N9	-6.76	102.79	108.20
26	14	2873	A	O5'-P-OP1	-6.76	99.61	105.70
26	1H	1698	A	O4'-C1'-N9	6.76	113.61	108.20
26	14	795	C	O5'-P-OP2	-6.76	99.61	105.70

Continued on next page...

Continued from previous page...

Mol	Chain	Res	Type	Atoms	Z	Observed(°)	Ideal(°)
26	1H	381	G	O5'-P-OP2	-6.76	99.61	105.70
26	1H	599	G	N7-C8-N9	-6.76	109.72	113.10
26	1H	2594	C	N3-C2-O2	-6.76	117.17	121.90
26	14	1992	G	N3-C4-C5	-6.76	125.22	128.60
26	14	2755	C	C5-C6-N1	6.76	124.38	121.00
26	1H	1307	A	C8-N9-C4	6.76	108.50	105.80
26	14	1258	C	OP2-P-O3'	6.76	120.07	105.20
26	14	1779	U	C5-C4-O4	-6.76	121.84	125.90
26	1H	1958	C	OP1-P-O3'	6.76	120.07	105.20
1	1G	1056	U	C6-N1-C2	-6.76	116.94	121.00
26	1H	1986	A	N7-C8-N9	6.76	117.18	113.80
26	14	2510	C	N3-C4-N4	-6.76	113.27	118.00
26	14	2068	U	C5-C6-N1	-6.75	119.32	122.70
26	1H	1559	G	N3-C4-C5	6.75	131.98	128.60
1	13	768	A	C6-N1-C2	-6.75	114.55	118.60
26	1H	263	C	N1-C2-O2	6.75	122.95	118.90
26	14	1349	A	N7-C8-N9	6.75	117.17	113.80
26	14	1516	U	N3-C2-O2	-6.75	117.47	122.20
1	13	973	G	C6-C5-N7	-6.75	126.35	130.40
1	13	1262	C	O5'-P-OP2	-6.75	99.62	105.70
26	1H	120	U	C2-N3-C4	-6.75	122.95	127.00
26	1H	1274	A	OP1-P-OP2	6.75	129.72	119.60
26	1H	691	C	C2-N3-C4	-6.75	116.53	119.90
26	14	1777	U	N1-C2-N3	6.75	118.95	114.90
26	14	2597	G	N1-C6-O6	6.75	123.95	119.90
26	1H	576	U	C5-C6-N1	-6.75	119.33	122.70
26	1H	788	A	C5-C6-N1	-6.75	114.33	117.70
26	1H	1621	U	C5-C4-O4	-6.75	121.85	125.90
26	1H	1915	U	N3-C4-C5	6.75	118.65	114.60
26	1H	2469	A	C6-C5-N7	-6.75	127.58	132.30
1	1G	442	C	C6-N1-C2	-6.75	117.60	120.30
1	1G	525	C	C6-N1-C2	-6.75	117.60	120.30
1	1G	1390	U	C5-C4-O4	6.75	129.95	125.90
26	1H	2474	C	N1-C2-O2	6.75	122.95	118.90
26	14	801	G	C5-C6-O6	6.75	132.65	128.60
26	14	2511	U	N3-C2-O2	-6.75	117.48	122.20
26	1H	465	G	C5-C6-N1	-6.74	108.13	111.50
26	1H	1642	G	O5'-P-OP1	-6.74	99.63	105.70
1	1G	923	A	O5'-P-OP1	-6.74	99.63	105.70
1	1G	1432	G	C4-N9-C1'	6.74	135.27	126.50
26	14	1519	G	C5-C6-O6	6.74	132.65	128.60
26	1H	667	U	N1-C2-O2	-6.74	118.08	122.80

Continued on next page...

Continued from previous page...

Mol	Chain	Res	Type	Atoms	Z	Observed(°)	Ideal(°)
26	1H	1797	C	C5-C4-N4	-6.74	115.48	120.20
26	1H	364	C	C6-N1-C2	-6.74	117.60	120.30
1	13	956	U	C6-N1-C2	-6.74	116.96	121.00
26	1H	117	G	O5'-P-OP1	6.74	118.79	110.70
26	1H	632	A	O5'-P-OP2	6.74	118.79	110.70
27	16	5	C	C5-C4-N4	-6.74	115.48	120.20
1	1G	271	C	C6-N1-C2	-6.74	117.61	120.30
26	14	2446	G	OP2-P-O3'	6.74	120.03	105.20
26	1H	698	C	O5'-P-OP2	-6.74	99.64	105.70
26	1H	2286	A	N1-C6-N6	6.74	122.64	118.60
1	13	858	G	C8-N9-C4	-6.74	103.71	106.40
26	1H	2590	A	C2-N3-C4	-6.74	107.23	110.60
26	14	2261	C	O5'-P-OP2	-6.74	99.64	105.70
26	1H	2258	C	OP1-P-O3'	6.73	120.02	105.20
1	1G	1200	C	N1-C2-O2	6.73	122.94	118.90
26	1H	1197	G	N7-C8-N9	-6.73	109.73	113.10
26	14	2046	G	N1-C6-O6	-6.73	115.86	119.90
26	14	2512	C	N3-C4-C5	6.73	124.59	121.90
26	1H	2032	G	N1-C2-N3	6.73	127.94	123.90
27	1J	98	G	O5'-P-OP2	-6.73	99.64	105.70
1	13	276	G	O5'-P-OP1	-6.73	99.65	105.70
1	13	906	G	C6-N1-C2	-6.73	121.06	125.10
26	1H	1639	U	N3-C4-O4	-6.73	114.69	119.40
26	1H	2681	C	N3-C4-C5	6.73	124.59	121.90
26	14	1616	A	OP1-P-OP2	6.73	129.69	119.60
26	14	2496	C	C6-N1-C2	-6.73	117.61	120.30
26	1H	1948	G	O5'-P-OP1	-6.72	99.65	105.70
26	14	1367	A	C5-C6-N6	-6.72	118.32	123.70
26	1H	404	C	P-O3'-C3'	6.72	127.77	119.70
26	1H	129	C	C5-C6-N1	-6.72	117.64	121.00
26	1H	1800	C	N1-C2-N3	6.72	123.91	119.20
26	14	512	G	C5-C6-O6	6.72	132.63	128.60
26	14	2698	U	C6-N1-C1'	-6.72	111.79	121.20
1	13	903	G	N3-C4-N9	6.72	130.03	126.00
26	1H	684	G	N7-C8-N9	6.72	116.46	113.10
26	1H	1879	C	C6-N1-C2	-6.72	117.61	120.30
26	1H	2465	C	C6-N1-C2	6.72	122.99	120.30
26	14	265	A	C5-N7-C8	-6.72	100.54	103.90
23	2K	27	G	C5-C6-O6	-6.72	124.57	128.60
26	14	774	A	N1-C6-N6	6.72	122.63	118.60
26	1H	271(B)	G	C6-N1-C2	-6.72	121.07	125.10
26	1H	2452	C	N1-C2-O2	-6.72	114.87	118.90

Continued on next page...

Continued from previous page...

Mol	Chain	Res	Type	Atoms	Z	Observed(°)	Ideal(°)
26	1H	2819	G	C5-C6-O6	-6.72	124.57	128.60
26	1H	1210	A	N1-C6-N6	6.71	122.63	118.60
26	14	2637	U	O5'-P-OP2	-6.71	99.66	105.70
26	1H	672	C	OP2-P-O3'	6.71	119.97	105.20
1	1G	1519	A	N9-C4-C5	6.71	108.48	105.80
26	14	2237	G	N1-C6-O6	-6.71	115.87	119.90
26	1H	1776	G	N3-C4-N9	6.71	130.03	126.00
26	1H	2286	A	C4-N9-C1'	6.71	138.38	126.30
26	1H	2494	G	C5-C6-O6	6.71	132.63	128.60
26	1H	2585	U	N1-C2-O2	6.71	127.50	122.80
26	14	1142(A)	A	C5-C6-N1	-6.71	114.34	117.70
26	14	2430	A	C6-N1-C2	6.71	122.63	118.60
26	1H	1981	A	C5-C6-N6	-6.71	118.33	123.70
12	3A	27	LEU	CA-CB-CG	6.71	130.73	115.30
26	14	845	G	N1-C6-O6	6.71	123.93	119.90
26	1H	978	G	OP1-P-O3'	6.71	119.96	105.20
1	13	690	G	C8-N9-C4	-6.71	103.72	106.40
1	13	883	C	N3-C2-O2	-6.71	117.20	121.90
1	13	1517	G	C5-C6-O6	-6.71	124.58	128.60
26	14	730	C	N3-C2-O2	-6.71	117.20	121.90
26	14	1762	A	N1-C6-N6	6.71	122.62	118.60
26	1H	2506	U	N3-C2-O2	-6.71	117.51	122.20
26	14	1939	U	N3-C4-O4	-6.71	114.71	119.40
1	13	814	A	O5'-P-OP2	6.70	118.75	110.70
26	1H	1820	U	C5-C6-N1	-6.70	119.35	122.70
26	1H	2743	C	N1-C2-N3	6.70	123.89	119.20
1	13	763	G	OP1-P-O3'	6.70	119.94	105.20
27	16	51	G	OP2-P-O3'	6.70	119.94	105.20
1	13	942	G	OP1-P-O3'	6.70	119.94	105.20
26	1H	668	G	O4'-C1'-N9	6.70	113.56	108.20
26	1H	2045	C	C6-N1-C2	6.70	122.98	120.30
26	1H	2358	G	OP1-P-OP2	-6.70	109.55	119.60
26	14	476	G	O5'-P-OP2	-6.70	99.67	105.70
26	14	935	C	N3-C4-N4	-6.70	113.31	118.00
26	1H	109	G	C5-C6-O6	6.70	132.62	128.60
26	1H	951	C	C5-C4-N4	6.70	124.89	120.20
26	1H	2751	G	N7-C8-N9	-6.70	109.75	113.10
26	1H	209	C	C2-N3-C4	-6.70	116.55	119.90
1	13	912	C	O5'-P-OP1	-6.70	99.67	105.70
26	1H	2465	C	C5-C6-N1	-6.70	117.65	121.00
1	1G	495	A	N1-C6-N6	-6.70	114.58	118.60
26	14	1315	C	N3-C4-N4	-6.69	113.31	118.00

Continued on next page...

Continued from previous page...

Mol	Chain	Res	Type	Atoms	Z	Observed(°)	Ideal(°)
26	14	498	G	C5-C6-O6	-6.69	124.58	128.60
1	13	510	A	N7-C8-N9	6.69	117.14	113.80
26	1H	961	C	C5-C4-N4	-6.69	115.52	120.20
26	1H	2311	A	N3-C4-N9	-6.69	122.05	127.40
26	1H	2469	A	C5-C6-N6	-6.69	118.35	123.70
26	1H	2578	G	N3-C2-N2	6.69	124.58	119.90
26	1H	2252	G	OP1-P-OP2	6.69	129.63	119.60
26	1H	1281	G	O5'-P-OP2	6.69	118.73	110.70
26	1H	1931	U	C6-N1-C2	-6.69	116.99	121.00
1	1G	250	A	N9-C4-C5	6.69	108.47	105.80
26	14	28	A	OP1-P-OP2	-6.69	109.57	119.60
26	14	2713	A	C8-N9-C4	-6.69	103.12	105.80
26	1H	1279	G	O5'-P-OP2	-6.69	99.68	105.70
26	14	655	A	C2-N3-C4	-6.69	107.26	110.60
26	1H	1187	G	P-O3'-C3'	6.68	127.72	119.70
26	14	199	A	N1-C6-N6	-6.68	114.59	118.60
26	14	2253	G	C6-C5-N7	-6.68	126.39	130.40
49	F5	84	GLY	N-CA-C	6.68	129.81	113.10
26	1H	386	G	C5-C6-O6	-6.68	124.59	128.60
26	1H	541	C	N3-C2-O2	-6.68	117.22	121.90
26	1H	622	G	O5'-P-OP2	-6.68	99.69	105.70
26	1H	1274	A	C8-N9-C4	-6.68	103.13	105.80
26	14	585	G	C6-C5-N7	-6.68	126.39	130.40
26	14	1282	U	O5'-P-OP1	-6.68	99.69	105.70
26	1H	383	U	C6-N1-C1'	6.68	130.55	121.20
26	14	265	A	C6-C5-N7	-6.68	127.62	132.30
26	14	1604	C	N3-C4-C5	6.68	124.57	121.90
1	13	134	A	N1-C6-N6	6.68	122.61	118.60
26	14	834	C	OP2-P-O3'	6.68	119.89	105.20
26	14	1900	A	C2-N3-C4	6.68	113.94	110.60
1	13	263	A	O5'-P-OP2	6.68	118.71	110.70
26	1H	866	A	C8-N9-C1'	-6.68	115.68	127.70
26	1H	1202	C	C4-C5-C6	6.68	120.74	117.40
26	1H	1728	G	C5-C6-O6	-6.68	124.59	128.60
27	16	94	C	N3-C4-C5	-6.68	119.23	121.90
26	14	2581	G	N1-C6-O6	-6.68	115.89	119.90
26	1H	224	G	C8-N9-C4	6.67	109.07	106.40
26	1H	1144	G	OP1-P-O3'	6.67	119.88	105.20
26	1H	1815	A	OP1-P-O3'	6.67	119.88	105.20
26	1H	2413	G	C5-C6-O6	-6.67	124.59	128.60
26	14	1968	G	C5-N7-C8	-6.67	100.96	104.30
29	19	60	ARG	NE-CZ-NH1	-6.67	116.96	120.30

Continued on next page...

Continued from previous page...

Mol	Chain	Res	Type	Atoms	Z	Observed(°)	Ideal(°)
26	14	736	C	O5'-P-OP1	-6.67	99.70	105.70
26	14	804	A	C8-N9-C4	6.67	108.47	105.80
26	1H	1351	C	C2-N3-C4	-6.67	116.56	119.90
26	1H	1973	G	C5-C6-O6	6.67	132.60	128.60
26	14	201	C	C5-C6-N1	-6.67	117.67	121.00
26	1H	2611	U	N3-C4-O4	-6.67	114.73	119.40
26	1H	2686	G	N3-C4-N9	6.67	130.00	126.00
44	E8	18	ARG	NE-CZ-NH1	6.67	123.64	120.30
26	1H	271	G	N9-C4-C5	-6.67	102.73	105.40
26	1H	863	A	O5'-P-OP2	-6.67	99.70	105.70
26	1H	917	A	C6-C5-N7	-6.67	127.63	132.30
26	1H	1610	A	N1-C6-N6	6.67	122.60	118.60
27	16	73	A	O5'-P-OP2	-6.67	99.70	105.70
26	14	1933	G	C6-C5-N7	-6.67	126.40	130.40
26	1H	1596	A	OP2-P-O3'	6.67	119.86	105.20
26	1H	324	A	OP1-P-OP2	-6.66	109.61	119.60
26	1H	1282	U	C2-N3-C4	-6.66	123.00	127.00
26	1H	2395	C	O5'-P-OP2	-6.66	99.70	105.70
26	14	1432	C	C5-C4-N4	-6.66	115.54	120.20
1	13	857	C	C4-C5-C6	6.66	120.73	117.40
26	1H	175	G	N1-C6-O6	-6.66	115.90	119.90
26	1H	1645	G	N1-C6-O6	-6.66	115.90	119.90
23	2L	71	G	N1-C6-O6	6.66	123.90	119.90
26	14	1808	U	OP1-P-OP2	6.66	129.59	119.60
26	1H	1430	C	OP1-P-O3'	6.66	119.85	105.20
26	14	795	C	OP1-P-OP2	6.66	129.59	119.60
26	14	912	C	OP2-P-O3'	6.66	119.85	105.20
26	14	2328	A	N1-C6-N6	6.66	122.59	118.60
26	1H	534	U	OP1-P-OP2	6.66	129.58	119.60
26	1H	826	U	N1-C2-O2	-6.66	118.14	122.80
26	14	117	G	C5-C6-O6	-6.66	124.61	128.60
26	14	138	G	C4-C5-N7	6.66	113.46	110.80
26	14	2075	U	C5-C6-N1	-6.66	119.37	122.70
42	85	10	ARG	NE-CZ-NH1	-6.66	116.97	120.30
26	1H	930	U	O5'-P-OP2	-6.65	99.71	105.70
1	1G	841	U	C5-C6-N1	6.65	126.03	122.70
26	14	762	U	C2-N1-C1'	6.65	125.69	117.70
26	1H	458	G	O4'-C1'-N9	6.65	113.52	108.20
26	1H	1034	G	C5-C6-N1	6.65	114.83	111.50
1	1G	413	G	C4-N9-C1'	-6.65	117.85	126.50
1	1G	700	G	N3-C2-N2	-6.65	115.24	119.90
26	1H	1194	A	O5'-P-OP1	6.65	118.68	110.70

Continued on next page...

Continued from previous page...

Mol	Chain	Res	Type	Atoms	Z	Observed(°)	Ideal(°)
26	1H	2262	U	C6-N1-C2	-6.65	117.01	121.00
26	1H	186	G	O5'-P-OP1	-6.65	99.72	105.70
26	1H	575	A	N7-C8-N9	-6.65	110.48	113.80
26	1H	1685	C	OP1-P-O3'	6.65	119.83	105.20
26	14	488	G	N3-C4-N9	6.65	129.99	126.00
26	1H	2543	G	C8-N9-C4	6.65	109.06	106.40
26	1H	2596	U	OP2-P-O3'	6.65	119.83	105.20
26	14	1671	U	OP1-P-OP2	6.65	129.57	119.60
26	14	2283	C	N1-C2-O2	-6.65	114.91	118.90
26	1H	422	A	N1-C6-N6	6.65	122.59	118.60
26	1H	673	C	OP1-P-OP2	-6.65	109.63	119.60
26	1H	1357	U	C4-C5-C6	6.65	123.69	119.70
1	13	516	U	O5'-P-OP2	-6.64	99.72	105.70
26	1H	467	G	C5-N7-C8	6.64	107.62	104.30
26	14	430	G	O5'-P-OP1	-6.64	99.72	105.70
26	14	794	G	C5-C6-O6	6.64	132.59	128.60
26	1H	2436	G	N1-C2-N2	6.64	122.18	116.20
26	14	1316	U	N3-C2-O2	-6.64	117.55	122.20
26	14	2707	G	O4'-C1'-N9	6.64	113.52	108.20
26	14	2239	G	N1-C2-N2	-6.64	110.22	116.20
1	13	1301	U	P-O3'-C3'	6.64	127.67	119.70
26	1H	734	A	O5'-P-OP2	-6.64	99.72	105.70
26	1H	1436	G	OP2-P-O3'	6.64	119.80	105.20
1	13	973	G	C5-C6-O6	-6.64	124.62	128.60
26	1H	381	G	OP1-P-O3'	6.64	119.80	105.20
26	1H	766	C	N3-C2-O2	6.64	126.55	121.90
27	16	44	G	P-O3'-C3'	6.64	127.66	119.70
26	14	1367	A	N9-C4-C5	-6.64	103.15	105.80
1	13	253	U	OP2-P-O3'	6.63	119.80	105.20
26	1H	1764	G	N1-C6-O6	-6.63	115.92	119.90
26	1H	2638	G	C5-C6-O6	-6.63	124.62	128.60
26	1H	2689	U	C2-N1-C1'	-6.63	109.74	117.70
26	14	2390	U	N3-C2-O2	-6.63	117.56	122.20
26	1H	124	G	C6-C5-N7	-6.63	126.42	130.40
26	1H	2700	C	N3-C4-N4	6.63	122.64	118.00
1	1G	1192	C	C6-N1-C2	-6.63	117.65	120.30
26	14	456	C	OP2-P-O3'	6.63	119.79	105.20
26	1H	668	G	OP1-P-O3'	6.63	119.79	105.20
1	1G	1062	U	O5'-P-OP2	-6.63	99.73	105.70
26	14	49	A	OP2-P-O3'	6.63	119.79	105.20
26	14	2067	G	N9-C4-C5	6.63	108.05	105.40
26	14	2433	A	N1-C6-N6	6.63	122.58	118.60

Continued on next page...

Continued from previous page...

Mol	Chain	Res	Type	Atoms	Z	Observed(°)	Ideal(°)
26	14	2575	C	N3-C4-C5	-6.63	119.25	121.90
26	1H	130	C	N3-C4-C5	6.63	124.55	121.90
26	1H	2072	G	N1-C2-N3	-6.63	119.92	123.90
26	1H	214	G	C2-N3-C4	6.63	115.21	111.90
26	1H	1613	G	N3-C2-N2	6.63	124.54	119.90
26	14	1394	U	OP1-P-OP2	-6.63	109.66	119.60
26	1H	37	C	N3-C4-C5	-6.63	119.25	121.90
26	1H	1938	A	N1-C2-N3	6.63	132.61	129.30
26	14	1142	U	N1-C2-O2	6.63	127.44	122.80
26	1H	191	A	O5'-P-OP1	6.62	118.65	110.70
26	1H	380	U	C5-C6-N1	-6.62	119.39	122.70
26	1H	137(A)	G	N1-C6-O6	6.62	123.87	119.90
26	1H	1623	G	OP2-P-O3'	6.62	119.77	105.20
26	14	71	A	P-O3'-C3'	6.62	127.65	119.70
26	14	2072	G	N3-C4-N9	6.62	129.97	126.00
26	1H	141	A	N7-C8-N9	6.62	117.11	113.80
26	1H	575	A	C6-N1-C2	-6.62	114.63	118.60
26	1H	1423	G	N9-C4-C5	-6.62	102.75	105.40
41	B8	13	ARG	N-CA-C	6.62	128.88	111.00
26	14	834	C	N1-C2-N3	6.62	123.83	119.20
26	1H	1548	C	OP1-P-O3'	6.62	119.76	105.20
26	14	307	G	N3-C4-C5	-6.62	125.29	128.60
1	13	352	C	OP1-P-OP2	6.62	129.53	119.60
26	1H	436	C	C2-N3-C4	6.62	123.21	119.90
26	1H	1382	G	OP2-P-O3'	6.62	119.76	105.20
26	1H	1586	A	N7-C8-N9	6.62	117.11	113.80
26	14	1258	C	N3-C4-N4	6.62	122.63	118.00
33	59	153	LYS	C-N-CD	6.62	142.30	128.40
1	13	560	U	P-O3'-C3'	6.62	127.64	119.70
1	13	760	G	C6-C5-N7	-6.62	126.43	130.40
1	13	892	A	N9-C4-C5	-6.62	103.15	105.80
23	2K	76	C	N3-C4-N4	6.62	122.63	118.00
26	1H	138	G	OP1-P-O3'	6.62	119.75	105.20
26	1H	734	A	C6-N1-C2	6.62	122.57	118.60
26	1H	866	A	N7-C8-N9	6.62	117.11	113.80
26	1H	1558	A	P-O3'-C3'	6.62	127.64	119.70
26	1H	2439	A	C5-N7-C8	-6.62	100.59	103.90
26	14	785	G	OP2-P-O3'	6.62	119.76	105.20
26	1H	62	C	OP2-P-O3'	6.61	119.75	105.20
26	1H	1966	A	N9-C4-C5	6.61	108.44	105.80
26	14	2635	C	C6-N1-C2	6.61	122.94	120.30
26	1H	845	G	C5-N7-C8	-6.61	101.00	104.30

Continued on next page...

Continued from previous page...

Mol	Chain	Res	Type	Atoms	Z	Observed(°)	Ideal(°)
26	1H	2267	A	OP1-P-O3'	6.61	119.74	105.20
26	14	508	G	OP1-P-OP2	6.61	129.52	119.60
26	14	1349	A	C4-C5-N7	6.61	114.00	110.70
26	14	2612	C	C6-N1-C2	6.61	122.94	120.30
26	1H	1782	C	OP2-P-O3'	-6.61	90.66	105.20
26	1H	2286	A	C8-N9-C4	-6.61	103.16	105.80
26	14	845	G	C4-C5-N7	6.61	113.44	110.80
26	14	757	U	N1-C2-N3	6.61	118.86	114.90
26	14	2303	G	OP1-P-O3'	6.61	119.73	105.20
1	13	1511	G	C6-C5-N7	-6.61	126.44	130.40
26	1H	848	G	C8-N9-C1'	-6.61	118.41	127.00
26	1H	2581	G	O5'-P-OP1	-6.61	99.75	105.70
26	14	2597	G	C5-C6-O6	-6.60	124.64	128.60
1	13	703	G	C8-N9-C1'	-6.60	118.42	127.00
26	1H	1573	G	N9-C4-C5	-6.60	102.76	105.40
26	1H	2324	C	C2-N3-C4	-6.60	116.60	119.90
26	14	1266	G	N7-C8-N9	-6.60	109.80	113.10
26	14	1570	A	C5-N7-C8	-6.60	100.60	103.90
1	13	1432	G	C8-N9-C1'	-6.60	118.42	127.00
26	1H	1257	C	N1-C2-N3	6.60	123.82	119.20
26	1H	1382	G	N3-C4-C5	6.60	131.90	128.60
37	78	18	ARG	NE-CZ-NH2	6.60	123.60	120.30
26	14	2440	C	C6-N1-C2	6.60	122.94	120.30
26	14	2572	A	O5'-P-OP1	-6.60	99.76	105.70
26	1H	123	G	C5-C6-O6	-6.60	124.64	128.60
26	1H	284	U	O5'-P-OP2	6.60	118.62	110.70
26	14	797	C	C6-N1-C2	6.60	122.94	120.30
26	14	1315	C	C5-C4-N4	6.60	124.82	120.20
26	14	2031	A	C5-C6-N6	-6.60	118.42	123.70
26	1H	144	C	C5-C6-N1	-6.60	117.70	121.00
26	1H	2586	C	C2-N3-C4	-6.60	116.60	119.90
26	14	196	A	OP2-P-O3'	6.60	119.71	105.20
26	14	1608	A	N9-C4-C5	6.60	108.44	105.80
26	1H	1241	A	N3-C4-N9	-6.59	122.12	127.40
26	1H	2240	C	OP1-P-O3'	6.59	119.71	105.20
1	1G	317	G	O5'-P-OP1	-6.59	99.77	105.70
26	14	1613	G	OP1-P-O3'	6.59	119.71	105.20
26	1H	195	A	C4-C5-N7	6.59	114.00	110.70
26	1H	1566	A	N1-C2-N3	-6.59	126.00	129.30
26	14	1475	G	N7-C8-N9	6.59	116.39	113.10
1	13	583	A	C8-N9-C4	6.59	108.44	105.80
26	1H	1306	C	C5-C6-N1	-6.59	117.70	121.00

Continued on next page...

Continued from previous page...

Mol	Chain	Res	Type	Atoms	Z	Observed(°)	Ideal(°)
26	1H	2506	U	P-O3'-C3'	6.59	127.61	119.70
26	14	2406	U	OP1-P-OP2	-6.59	109.72	119.60
26	1H	2412	A	C5-C6-N6	-6.59	118.43	123.70
26	1H	764	A	O5'-P-OP1	6.59	118.60	110.70
26	1H	2591	C	N3-C4-N4	6.58	122.61	118.00
1	1G	1465	C	N1-C2-O2	6.58	122.85	118.90
26	1H	113	G	C2-N3-C4	-6.58	108.61	111.90
26	14	2870	C	N1-C2-O2	-6.58	114.95	118.90
26	1H	197	A	N1-C2-N3	6.58	132.59	129.30
26	1H	680	G	N1-C6-O6	6.58	123.85	119.90
26	1H	2258	C	O5'-P-OP1	-6.58	99.78	105.70
26	14	1779	U	C2-N3-C4	-6.58	123.05	127.00
26	14	2822	G	N7-C8-N9	-6.58	109.81	113.10
23	2K	10	G	C8-N9-C4	6.58	109.03	106.40
26	1H	944	G	OP1-P-OP2	6.58	129.47	119.60
26	1H	1430	C	N3-C4-C5	-6.58	119.27	121.90
1	1G	966	G	N9-C4-C5	-6.58	102.77	105.40
26	14	946	G	C8-N9-C4	6.58	109.03	106.40
26	14	1835	G	O5'-P-OP2	6.58	118.59	110.70
26	14	915	C	N3-C2-O2	-6.58	117.30	121.90
26	14	2226	C	OP1-P-OP2	-6.58	109.73	119.60
1	13	770	C	O5'-P-OP2	6.58	118.59	110.70
26	1H	48	G	OP2-P-O3'	6.58	119.67	105.20
26	1H	1213	A	O5'-P-OP2	6.58	118.59	110.70
1	1G	968	A	N1-C6-N6	6.58	122.55	118.60
26	14	471	A	N7-C8-N9	6.58	117.09	113.80
1	13	581	G	C8-N9-C1'	-6.57	118.45	127.00
24	3K	3	G	N7-C8-N9	6.57	116.39	113.10
26	1H	71	A	C6-C5-N7	-6.57	127.70	132.30
26	14	1686	C	C5-C4-N4	-6.57	115.60	120.20
26	1H	1443	G	N3-C2-N2	-6.57	115.30	119.90
1	1G	1059	C	C6-N1-C2	-6.57	117.67	120.30
1	13	41	G	O5'-P-OP2	-6.57	99.79	105.70
26	1H	668	G	N1-C2-N2	-6.57	110.29	116.20
26	1H	745	G	C6-N1-C2	-6.57	121.16	125.10
26	1H	864	G	N3-C4-N9	6.57	129.94	126.00
26	1H	867	C	N3-C2-O2	6.57	126.50	121.90
26	1H	1413	G	O5'-P-OP2	6.57	118.59	110.70
26	1H	1607	C	OP1-P-O3'	6.57	119.66	105.20
26	1H	2070	G	N1-C6-O6	-6.57	115.96	119.90
1	1G	664	G	N3-C4-C5	6.57	131.89	128.60
26	14	2331	G	C5-C6-N1	6.57	114.79	111.50

Continued on next page...

Continued from previous page...

Mol	Chain	Res	Type	Atoms	Z	Observed(°)	Ideal(°)
26	14	2417	C	O5'-P-OP2	-6.57	99.79	105.70
26	14	2492	U	O5'-P-OP2	6.57	118.58	110.70
26	14	2675	A	C2-N3-C4	-6.57	107.31	110.60
26	1H	693	C	OP1-P-OP2	6.57	129.45	119.60
26	14	1216	G	OP1-P-O3'	6.57	119.65	105.20
26	14	2429	G	OP2-P-O3'	6.57	119.65	105.20
26	1H	194	G	C8-N9-C4	6.57	109.03	106.40
1	1G	690	G	N3-C2-N2	-6.57	115.30	119.90
1	1G	1489	G	N7-C8-N9	-6.57	109.82	113.10
26	14	972	G	OP1-P-O3'	6.57	119.65	105.20
1	13	1432	G	C4-N9-C1'	6.57	135.03	126.50
26	1H	1272	A	O4'-C1'-N9	6.57	113.45	108.20
26	1H	1790	C	OP1-P-O3'	6.57	119.64	105.20
26	14	2092	U	N1-C2-N3	6.57	118.84	114.90
26	1H	146	G	C5-C6-O6	-6.56	124.66	128.60
26	1H	205	G	N9-C4-C5	-6.56	102.77	105.40
26	1H	747	U	O5'-P-OP1	-6.56	99.79	105.70
26	14	691	C	C6-N1-C2	6.56	122.93	120.30
26	1H	265	A	N3-C4-C5	6.56	131.39	126.80
26	1H	928	G	N3-C2-N2	-6.56	115.31	119.90
26	1H	1936	A	N9-C4-C5	-6.56	103.18	105.80
1	1G	1286	A	C8-N9-C4	-6.56	103.18	105.80
26	14	510	C	OP1-P-OP2	6.56	129.44	119.60
26	1H	448	U	N1-C2-N3	6.56	118.84	114.90
26	1H	1203	G	O5'-P-OP2	-6.56	99.80	105.70
26	14	196	A	O4'-C1'-N9	6.56	113.45	108.20
26	14	1128	A	C5-C6-N6	-6.56	118.45	123.70
26	14	2240	C	C6-N1-C2	-6.56	117.68	120.30
26	1H	1191	G	OP1-P-OP2	6.56	129.44	119.60
26	14	1274	A	OP1-P-OP2	6.56	129.44	119.60
26	1H	2518	A	N1-C6-N6	6.55	122.53	118.60
1	13	1455	G	C8-N9-C4	6.55	109.02	106.40
23	2L	40	C	C6-N1-C2	-6.55	117.68	120.30
26	1H	813	U	OP1-P-OP2	6.55	129.43	119.60
26	1H	2439	A	C5-C6-N6	-6.55	118.46	123.70
26	1H	2755	C	C6-N1-C2	-6.55	117.68	120.30
26	1H	664	C	C2-N3-C4	-6.55	116.63	119.90
26	1H	1380	G	O5'-P-OP2	-6.55	99.81	105.70
1	1G	401	C	C2-N3-C4	-6.55	116.62	119.90
25	4L	16	A	C8-N9-C4	6.55	108.42	105.80
26	14	1248	G	OP1-P-O3'	6.55	119.61	105.20
1	13	975	A	C5-N7-C8	-6.55	100.63	103.90

Continued on next page...

Continued from previous page...

Mol	Chain	Res	Type	Atoms	Z	Observed(°)	Ideal(°)
26	1H	180	G	N9-C4-C5	-6.55	102.78	105.40
26	1H	2761	G	N3-C2-N2	-6.55	115.32	119.90
26	1H	868	U	N3-C2-O2	-6.55	117.62	122.20
26	14	197	A	C5-N7-C8	-6.55	100.63	103.90
26	14	743	G	C8-N9-C4	6.55	109.02	106.40
26	14	767	U	C5-C4-O4	6.55	129.83	125.90
26	14	1787	A	O5'-P-OP2	6.55	118.56	110.70
26	1H	29	U	OP1-P-O3'	6.54	119.60	105.20
26	1H	792	G	C6-C5-N7	-6.54	126.47	130.40
26	1H	2042	A	O5'-P-OP1	6.54	118.55	110.70
26	1H	1298	C	OP1-P-O3'	6.54	119.59	105.20
26	1H	2412	A	C6-N1-C2	-6.54	114.67	118.60
26	1H	2554	U	N1-C2-O2	-6.54	118.22	122.80
1	1G	815	A	OP2-P-O3'	6.54	119.60	105.20
26	1H	821	A	C4-C5-C6	6.54	120.27	117.00
26	1H	285	C	OP2-P-O3'	6.54	119.59	105.20
26	1H	410	G	N3-C2-N2	-6.54	115.32	119.90
26	1H	1416	G	O4'-C1'-N9	6.54	113.43	108.20
26	14	822	U	N3-C4-O4	-6.54	114.82	119.40
26	1H	34	C	O5'-P-OP2	6.54	118.55	110.70
26	1H	1786	A	N9-C1'-C2'	6.54	122.50	114.00
26	14	1663	C	C2-N3-C4	-6.54	116.63	119.90
26	1H	2743	C	C4-C5-C6	6.54	120.67	117.40
26	14	2346	A	N7-C8-N9	6.54	117.07	113.80
37	78	23	PRO	C-N-CA	-6.53	108.58	122.30
26	14	2346	A	C8-N9-C4	-6.53	103.19	105.80
26	1H	46	C	C6-N1-C2	-6.53	117.69	120.30
26	14	203	C	N1-C2-O2	-6.53	114.98	118.90
1	13	740	U	OP1-P-OP2	6.53	129.39	119.60
26	1H	2726	U	N3-C2-O2	-6.53	117.63	122.20
1	13	581	G	C5-C6-O6	-6.53	124.68	128.60
26	1H	782	A	C6-N1-C2	-6.53	114.68	118.60
26	1H	906	G	C5-C6-O6	6.53	132.52	128.60
26	14	797	C	N1-C2-O2	-6.53	114.98	118.90
1	13	1230	C	N3-C4-N4	6.53	122.57	118.00
1	13	1266	G	C4-C5-N7	6.53	113.41	110.80
26	1H	237	C	C2-N3-C4	-6.53	116.64	119.90
26	1H	1189	A	N1-C6-N6	6.53	122.52	118.60
26	1H	1436	G	C2-N3-C4	6.53	115.16	111.90
26	14	1300	U	N3-C2-O2	-6.53	117.63	122.20
26	14	2053	G	C5-C6-O6	-6.53	124.68	128.60
26	1H	32	C	C6-N1-C2	-6.52	117.69	120.30

Continued on next page...

Continued from previous page...

Mol	Chain	Res	Type	Atoms	Z	Observed(°)	Ideal(°)
26	1H	941	A	C4-C5-N7	6.52	113.96	110.70
26	1H	2249	U	N3-C4-O4	-6.52	114.83	119.40
26	14	849	A	OP1-P-O3'	6.52	119.55	105.20
26	14	2062	A	N1-C6-N6	-6.52	114.69	118.60
26	14	2335	A	N9-C4-C5	6.52	108.41	105.80
26	14	2517	C	O4'-C1'-N1	6.52	113.42	108.20
26	1H	1592	C	N1-C2-O2	6.52	122.81	118.90
26	1H	2056	G	N3-C4-N9	6.52	129.91	126.00
26	1H	2402	C	N3-C2-O2	-6.52	117.33	121.90
26	14	198	C	C6-N1-C2	-6.52	117.69	120.30
29	19	273	ARG	NE-CZ-NH1	6.52	123.56	120.30
1	13	1374	A	N1-C6-N6	6.52	122.51	118.60
25	4K	18	G	C4-C5-N7	-6.52	108.19	110.80
26	1H	245	G	C8-N9-C1'	-6.52	118.52	127.00
26	14	1633	G	C8-N9-C4	-6.52	103.79	106.40
26	1H	1305	C	C2-N3-C4	-6.52	116.64	119.90
1	13	670	G	O5'-P-OP2	-6.52	99.84	105.70
26	1H	240	G	N7-C8-N9	-6.52	109.84	113.10
26	1H	956	G	C5-C6-N1	-6.52	108.24	111.50
1	1G	945	G	C6-C5-N7	-6.51	126.49	130.40
26	14	744	G	C2-N3-C4	-6.51	108.64	111.90
26	14	1564	C	N3-C2-O2	-6.51	117.34	121.90
26	1H	189	G	OP1-P-OP2	-6.51	109.83	119.60
26	1H	658	C	O5'-P-OP1	6.51	118.52	110.70
26	1H	121	G	N3-C4-C5	-6.51	125.34	128.60
26	1H	657	U	C5-C6-N1	-6.51	119.44	122.70
26	14	194	G	C5-C6-O6	-6.51	124.69	128.60
26	14	956	G	N1-C6-O6	6.51	123.81	119.90
1	13	1497	G	O5'-P-OP2	-6.51	99.84	105.70
26	1H	808	G	OP1-P-OP2	6.51	129.36	119.60
26	1H	1984	G	O5'-P-OP2	-6.51	99.84	105.70
26	14	1783	A	C5-C6-N6	6.51	128.91	123.70
26	1H	141(A)	C	OP2-P-O3'	6.51	119.52	105.20
26	1H	1800	C	N3-C2-O2	-6.51	117.34	121.90
1	13	346	G	N7-C8-N9	6.51	116.35	113.10
22	1K	35	U	N3-C2-O2	-6.51	117.65	122.20
26	1H	109	G	N1-C6-O6	-6.51	116.00	119.90
26	14	2451	A	N1-C2-N3	6.51	132.55	129.30
26	14	2867	G	C5-C6-O6	6.51	132.50	128.60
26	14	1259	G	OP2-P-O3'	6.50	119.51	105.20
1	13	769	G	OP1-P-OP2	-6.50	109.84	119.60
26	1H	869	G	C5-C6-N1	6.50	114.75	111.50

Continued on next page...

Continued from previous page...

Mol	Chain	Res	Type	Atoms	Z	Observed(°)	Ideal(°)
26	1H	2324	C	N3-C4-N4	6.50	122.55	118.00
26	14	88	G	O5'-P-OP1	-6.50	99.85	105.70
26	14	907	U	OP2-P-O3'	6.50	119.51	105.20
26	14	1918	A	N1-C6-N6	6.50	122.50	118.60
26	14	2024	G	N1-C6-O6	6.50	123.80	119.90
26	14	2332	U	N3-C4-O4	-6.50	114.85	119.40
1	13	956	U	C5-C6-N1	6.50	125.95	122.70
26	14	461	C	N3-C4-C5	-6.50	119.30	121.90
1	13	1404	C	N3-C4-N4	-6.50	113.45	118.00
26	1H	129	C	N3-C4-C5	6.50	124.50	121.90
26	1H	621	A	C5-C6-N6	-6.50	118.50	123.70
26	1H	2717	G	C5-N7-C8	6.50	107.55	104.30
26	1H	2762	G	C2-N3-C4	-6.50	108.65	111.90
27	16	100	G	N3-C4-N9	6.50	129.90	126.00
27	16	116	G	OP2-P-O3'	6.50	119.50	105.20
26	14	1783	A	N9-C4-C5	6.50	108.40	105.80
26	14	1944	U	N3-C4-O4	6.50	123.95	119.40
1	13	1279	A	C6-C5-N7	-6.50	127.75	132.30
26	1H	784	A	OP2-P-O3'	-6.50	90.91	105.20
26	1H	1374	G	O5'-P-OP2	6.50	118.50	110.70
26	1H	2602	A	O5'-P-OP1	-6.50	99.85	105.70
1	1G	889	A	O5'-P-OP1	-6.50	99.85	105.70
26	14	302	C	O5'-P-OP2	-6.50	99.85	105.70
26	1H	1022	G	C4-C5-N7	-6.50	108.20	110.80
26	1H	2881	C	O5'-P-OP1	-6.50	99.86	105.70
1	13	1437	C	C5-C4-N4	-6.49	115.65	120.20
26	14	583	G	C8-N9-C4	-6.49	103.80	106.40
26	14	1762	A	O5'-P-OP1	-6.49	99.86	105.70
26	14	2442	C	N1-C2-O2	-6.49	115.00	118.90
1	13	74	C	N1-C2-O2	6.49	122.80	118.90
1	13	1226	C	N1-C2-O2	-6.49	115.00	118.90
26	1H	955	C	OP1-P-OP2	6.49	129.34	119.60
26	1H	1915	U	C2-N3-C4	-6.49	123.11	127.00
26	1H	2072	G	N9-C4-C5	-6.49	102.80	105.40
1	1G	60	A	N7-C8-N9	-6.49	110.55	113.80
1	13	776	G	O5'-P-OP1	-6.49	99.86	105.70
1	13	960	U	C5-C6-N1	6.49	125.94	122.70
1	13	1519	A	C5-C6-N1	-6.49	114.45	117.70
26	1H	86	C	C5-C6-N1	-6.49	117.75	121.00
26	1H	2244	U	C4-C5-C6	6.49	123.59	119.70
27	16	79	C	C6-N1-C2	-6.49	117.70	120.30
1	1G	1469	G	N1-C6-O6	6.49	123.79	119.90

Continued on next page...

Continued from previous page...

Mol	Chain	Res	Type	Atoms	Z	Observed(°)	Ideal(°)
26	14	489	G	C4-C5-N7	6.49	113.40	110.80
1	13	235	C	C6-N1-C2	6.49	122.89	120.30
1	13	1432	G	C6-C5-N7	-6.49	126.51	130.40
26	1H	531	C	N1-C2-O2	-6.49	115.01	118.90
26	1H	815	C	N3-C4-N4	-6.49	113.46	118.00
26	14	1987	G	N3-C2-N2	-6.49	115.36	119.90
26	14	113	G	C5-C6-O6	-6.48	124.71	128.60
26	14	2501	C	C6-N1-C1'	6.48	128.58	120.80
26	1H	916	G	O5'-P-OP2	6.48	118.48	110.70
26	1H	1352	U	O5'-P-OP2	-6.48	99.87	105.70
26	1H	2554	U	O5'-P-OP1	-6.48	99.86	105.70
26	1H	2666	C	C6-N1-C2	-6.48	117.71	120.30
26	14	2332	U	C5-C4-O4	6.48	129.79	125.90
1	13	555	C	C6-N1-C2	-6.48	117.71	120.30
26	1H	1157	G	C8-N9-C1'	-6.48	118.58	127.00
26	14	205	G	C4-C5-N7	6.48	113.39	110.80
26	1H	520	G	C5-C6-O6	6.48	132.49	128.60
26	1H	1157	G	C6-C5-N7	-6.48	126.51	130.40
26	1H	1373	A	O5'-P-OP1	6.48	118.47	110.70
26	14	707	G	C5-C6-N1	-6.48	108.26	111.50
26	14	935	C	C6-N1-C2	6.48	122.89	120.30
26	14	2672	G	C5-C6-N1	6.48	114.74	111.50
27	1J	14	U	OP1-P-OP2	6.48	129.31	119.60
23	2L	15	G	C5-C6-O6	6.48	132.49	128.60
26	14	827	U	O5'-P-OP2	-6.48	99.87	105.70
1	13	799	G	C5-C6-O6	6.47	132.49	128.60
26	1H	567	A	N1-C2-N3	-6.47	126.06	129.30
26	1H	2552	U	C2-N3-C4	-6.47	123.11	127.00
26	14	2062	A	C4-N9-C1'	-6.47	114.65	126.30
26	14	2542	A	N9-C4-C5	-6.47	103.21	105.80
26	14	2596	U	O5'-P-OP2	-6.47	99.87	105.70
26	1H	1625	C	N1-C2-O2	6.47	122.78	118.90
26	1H	2244	U	C2-N3-C4	-6.47	123.12	127.00
26	14	2447	G	OP1-P-OP2	-6.47	109.89	119.60
26	1H	446	G	C2-N3-C4	-6.47	108.67	111.90
26	1H	665	C	C5-C6-N1	-6.47	117.77	121.00
26	14	12	U	C2-N1-C1'	6.47	125.46	117.70
26	14	218	A	N1-C6-N6	6.47	122.48	118.60
26	14	495	G	C4-C5-N7	-6.47	108.21	110.80
26	14	1011	G	C8-N9-C1'	6.47	135.41	127.00
26	14	1994	C	C4-C5-C6	6.47	120.64	117.40
26	14	2258	C	C5-C4-N4	-6.47	115.67	120.20

Continued on next page...

Continued from previous page...

Mol	Chain	Res	Type	Atoms	Z	Observed(°)	Ideal(°)
1	13	813	U	C5-C4-O4	6.47	129.78	125.90
26	1H	786	C	N3-C4-N4	-6.47	113.47	118.00
1	13	59	A	O5'-P-OP1	-6.47	99.88	105.70
1	13	238	G	N1-C6-O6	-6.47	116.02	119.90
1	1G	1157	A	P-O3'-C3'	6.47	127.46	119.70
26	14	1382	G	OP2-P-O3'	6.47	119.43	105.20
26	14	2873	A	N9-C1'-C2'	6.47	122.41	114.00
1	13	1266	G	C5-C6-O6	-6.46	124.72	128.60
26	1H	613	U	C5-C4-O4	-6.46	122.02	125.90
26	1H	1636	C	OP1-P-O3'	6.46	119.42	105.20
26	1H	141	A	N3-C4-C5	6.46	131.32	126.80
26	1H	671	C	C2-N3-C4	-6.46	116.67	119.90
29	11	157	ARG	NE-CZ-NH1	-6.46	117.07	120.30
26	14	1969	A	O5'-P-OP2	6.46	118.45	110.70
1	13	888	G	N3-C4-C5	6.46	131.83	128.60
26	1H	2302	G	C5-C6-O6	6.46	132.48	128.60
26	14	486	C	N3-C4-N4	6.46	122.52	118.00
26	14	2512	C	C6-N1-C2	6.46	122.88	120.30
1	13	532	A	C2-N3-C4	-6.46	107.37	110.60
1	13	817	C	N3-C4-N4	6.46	122.52	118.00
1	13	912	C	C6-N1-C2	6.46	122.88	120.30
22	1K	33	U	O5'-P-OP2	-6.46	99.89	105.70
26	1H	1610	A	C5-N7-C8	-6.46	100.67	103.90
26	14	784	A	O5'-P-OP2	-6.46	99.89	105.70
26	14	1241	A	C4-C5-N7	6.46	113.93	110.70
26	1H	577	G	N3-C4-N9	6.46	129.87	126.00
26	1H	622	G	N3-C2-N2	6.46	124.42	119.90
26	1H	774	A	O5'-P-OP2	-6.46	99.89	105.70
26	1H	2068	U	C5-C6-N1	-6.46	119.47	122.70
26	14	113	G	N3-C4-C5	6.46	131.83	128.60
26	14	562	U	N1-C2-O2	6.46	127.32	122.80
26	14	1528	A	C6-C5-N7	-6.46	127.78	132.30
26	14	2060	A	OP1-P-OP2	-6.46	109.92	119.60
26	1H	72	U	N3-C4-O4	6.46	123.92	119.40
26	14	211	A	N1-C6-N6	6.46	122.47	118.60
26	14	992	C	OP1-P-O3'	6.46	119.40	105.20
1	13	690	G	C4-N9-C1'	6.45	134.89	126.50
1	13	816	A	C8-N9-C4	-6.45	103.22	105.80
26	1H	459	U	C2-N3-C4	-6.45	123.13	127.00
1	1G	812	C	N1-C2-O2	-6.45	115.03	118.90
26	1H	1521	G	N7-C8-N9	6.45	116.33	113.10
26	1H	104	U	C2-N3-C4	-6.45	123.13	127.00

Continued on next page...

Continued from previous page...

Mol	Chain	Res	Type	Atoms	Z	Observed(°)	Ideal(°)
26	1H	694	U	C2-N3-C4	-6.45	123.13	127.00
26	1H	2394	C	N1-C2-O2	-6.45	115.03	118.90
26	1H	186	G	C6-N1-C2	-6.45	121.23	125.10
26	1H	1271	G	N9-C4-C5	-6.45	102.82	105.40
26	1H	1430	C	C6-N1-C2	-6.45	117.72	120.30
26	1H	2070	G	C8-N9-C4	6.45	108.98	106.40
26	1H	2276	G	C4-C5-N7	-6.45	108.22	110.80
26	14	1204	A	N1-C6-N6	6.45	122.47	118.60
26	14	2433	A	C2-N3-C4	-6.45	107.38	110.60
26	14	2491	U	OP1-P-O3'	6.45	119.38	105.20
1	13	899	C	N3-C2-O2	6.45	126.41	121.90
26	1H	1776	G	C4-C5-N7	6.45	113.38	110.80
26	14	1912	A	O5'-P-OP1	-6.45	99.90	105.70
43	95	21	ARG	NE-CZ-NH2	6.45	123.52	120.30
1	13	23	C	C6-N1-C2	-6.44	117.72	120.30
26	1H	131	G	C5-C6-O6	-6.44	124.73	128.60
26	1H	498	G	C8-N9-C4	6.44	108.98	106.40
26	1H	2053	G	N3-C2-N2	-6.44	115.39	119.90
26	14	1307	A	C2-N3-C4	-6.44	107.38	110.60
26	14	1779	U	C6-N1-C2	6.44	124.87	121.00
1	13	50	A	C2-N3-C4	6.44	113.82	110.60
1	13	643	C	O5'-P-OP2	-6.44	99.90	105.70
1	13	904	C	N3-C4-N4	-6.44	113.49	118.00
26	1H	82	G	C4-C5-N7	-6.44	108.22	110.80
26	1H	826	U	C5-C6-N1	-6.44	119.48	122.70
26	1H	2228	G	N9-C4-C5	6.44	107.98	105.40
26	14	847	U	C2-N1-C1'	-6.44	109.97	117.70
1	13	584	G	OP1-P-OP2	6.44	129.25	119.60
1	13	1513	A	C5-C6-N6	-6.44	118.55	123.70
26	1H	917	A	C4-C5-N7	6.44	113.92	110.70
26	1H	1372	U	C5-C6-N1	-6.44	119.48	122.70
26	1H	2412	A	C5-C6-N1	6.44	120.92	117.70
26	1H	2603	G	O5'-P-OP2	6.44	118.42	110.70
1	13	948	C	O5'-P-OP1	6.43	118.42	110.70
1	13	990	C	C6-N1-C2	-6.43	117.73	120.30
26	1H	598	G	C8-N9-C4	-6.43	103.83	106.40
26	1H	659	C	O5'-P-OP2	-6.43	99.91	105.70
26	1H	820	A	N1-C2-N3	6.43	132.52	129.30
26	1H	1928	A	N1-C6-N6	-6.43	114.74	118.60
1	1G	150	C	C5-C6-N1	6.43	124.22	121.00
26	14	911	A	OP1-P-O3'	6.43	119.36	105.20
26	14	1786	A	N3-C4-N9	-6.43	122.25	127.40

Continued on next page...

Continued from previous page...

Mol	Chain	Res	Type	Atoms	Z	Observed(°)	Ideal(°)
26	1H	675	A	C4-C5-C6	-6.43	113.78	117.00
26	1H	1785	A	C8-N9-C4	-6.43	103.23	105.80
26	1H	2510	C	O5'-P-OP2	-6.43	99.91	105.70
26	14	1964	G	O5'-P-OP2	-6.43	99.91	105.70
26	14	2609	U	C2-N3-C4	-6.43	123.14	127.00
26	1H	2417	C	O5'-P-OP2	-6.43	99.91	105.70
26	1H	2525	G	C4-C5-N7	6.43	113.37	110.80
26	14	197	A	OP2-P-O3'	6.43	119.35	105.20
1	13	966	G	N1-C6-O6	6.43	123.76	119.90
26	1H	36	G	O5'-P-OP2	-6.43	99.91	105.70
26	1H	777	A	C2-N3-C4	-6.43	107.39	110.60
26	1H	1140	C	O5'-P-OP1	6.43	118.42	110.70
26	1H	1214	A	OP2-P-O3'	6.43	119.34	105.20
26	1H	2032	G	C5-N7-C8	6.43	107.51	104.30
26	14	741	G	N3-C2-N2	-6.43	115.40	119.90
1	13	1279	A	N1-C6-N6	6.43	122.46	118.60
26	1H	1291	C	O5'-P-OP2	-6.43	99.92	105.70
26	14	1276	A	O5'-P-OP1	-6.43	99.92	105.70
26	14	1570	A	O5'-P-OP2	6.43	118.41	110.70
26	1H	1018	C	C2-N1-C1'	6.42	125.87	118.80
26	1H	1602	U	O5'-P-OP1	-6.42	99.92	105.70
1	13	52	G	N3-C2-N2	6.42	124.40	119.90
26	1H	37	C	C2-N3-C4	6.42	123.11	119.90
26	1H	1559	G	C5-N7-C8	-6.42	101.09	104.30
26	1H	2697	G	N3-C2-N2	6.42	124.40	119.90
26	14	113	G	N1-C6-O6	6.42	123.75	119.90
26	1H	1357	U	N1-C2-N3	6.42	118.75	114.90
26	1H	1701	A	OP1-P-O3'	6.42	119.33	105.20
1	1G	535	A	O5'-P-OP2	-6.42	99.92	105.70
26	1H	446	G	C5-C6-N1	-6.42	108.29	111.50
26	1H	1803	A	C8-N9-C4	-6.42	103.23	105.80
26	1H	2375	G	OP2-P-O3'	6.42	119.32	105.20
26	1H	2581	G	O5'-P-OP2	-6.42	99.92	105.70
26	14	953	A	OP1-P-O3'	6.42	119.33	105.20
26	1H	566	U	C6-N1-C2	6.42	124.85	121.00
26	1H	1938	A	O4'-C1'-N9	6.42	113.33	108.20
26	14	76	C	C6-N1-C2	-6.42	117.73	120.30
1	13	328	C	N3-C2-O2	-6.42	117.41	121.90
26	1H	239	U	O5'-P-OP2	-6.42	99.92	105.70
26	14	2082	A	C6-N1-C2	-6.42	114.75	118.60
1	13	328	C	N1-C2-O2	6.42	122.75	118.90
26	1H	1787	A	OP1-P-O3'	6.42	119.31	105.20

Continued on next page...

Continued from previous page...

Mol	Chain	Res	Type	Atoms	Z	Observed(°)	Ideal(°)
26	1H	2376	A	C6-N1-C2	-6.42	114.75	118.60
26	14	2360	A	C2-N3-C4	-6.42	107.39	110.60
1	13	418	C	N1-C2-O2	6.41	122.75	118.90
26	1H	2302	G	N1-C6-O6	-6.41	116.05	119.90
26	14	449	A	C6-N1-C2	-6.41	114.75	118.60
26	14	2520	C	C2-N3-C4	-6.41	116.69	119.90
26	1H	391	G	C2-N3-C4	-6.41	108.69	111.90
26	1H	1288	U	C2-N1-C1'	6.41	125.39	117.70
26	1H	2577	A	C4-C5-N7	-6.41	107.49	110.70
26	1H	772	C	N3-C4-N4	6.41	122.49	118.00
26	1H	941	A	C5-C6-N6	-6.41	118.57	123.70
26	1H	1561	G	C8-N9-C4	-6.41	103.84	106.40
26	1H	2544	G	N1-C6-O6	6.41	123.75	119.90
1	13	792	A	C5-C6-N6	-6.41	118.57	123.70
26	1H	121	G	C8-N9-C1'	-6.41	118.67	127.00
26	1H	1620	G	C5-N7-C8	6.41	107.50	104.30
26	14	278	A	OP1-P-O3'	6.41	119.30	105.20
26	14	1914	C	N3-C2-O2	-6.41	117.41	121.90
26	1H	1163	G	C8-N9-C4	-6.41	103.84	106.40
26	1H	1901	A	O5'-P-OP2	-6.41	99.93	105.70
26	1H	2413	G	N1-C6-O6	6.41	123.74	119.90
26	1H	919	G	OP1-P-OP2	6.41	129.21	119.60
26	1H	941	A	N9-C4-C5	-6.41	103.24	105.80
26	1H	1255	U	C6-N1-C2	-6.41	117.16	121.00
26	1H	2449	U	OP2-P-O3'	6.41	119.29	105.20
26	14	1649	G	N1-C6-O6	-6.41	116.06	119.90
26	14	1964	G	N1-C6-O6	-6.41	116.06	119.90
26	14	2873	A	C5-C6-N1	-6.41	114.50	117.70
26	14	2213	U	N1-C2-O2	6.40	127.28	122.80
26	14	2598	A	P-O3'-C3'	6.40	127.39	119.70
26	14	2249	U	C5-C4-O4	6.40	129.74	125.90
26	14	2459	A	N7-C8-N9	6.40	117.00	113.80
26	1H	2689	U	C5-C4-O4	6.40	129.74	125.90
26	14	448	U	N3-C2-O2	-6.40	117.72	122.20
26	14	1257	C	C4-C5-C6	6.40	120.60	117.40
26	1H	576	U	C4-C5-C6	6.40	123.54	119.70
26	1H	1218	C	N3-C2-O2	6.40	126.38	121.90
27	16	27	C	C6-N1-C2	6.40	122.86	120.30
26	1H	452	G	N9-C4-C5	6.40	107.96	105.40
26	1H	1349	A	N1-C6-N6	6.40	122.44	118.60
26	1H	2285	C	C5-C4-N4	6.40	124.68	120.20
26	14	1775	U	C5-C6-N1	-6.40	119.50	122.70

Continued on next page...

Continued from previous page...

Mol	Chain	Res	Type	Atoms	Z	Observed(°)	Ideal(°)
26	1H	2028	U	N1-C2-O2	-6.40	118.32	122.80
1	1G	770	C	O5'-P-OP2	-6.40	99.94	105.70
26	1H	929	G	C5-C6-N1	6.39	114.70	111.50
26	14	579	G	N3-C2-N2	-6.39	115.43	119.90
1	13	1331	G	P-O3'-C3'	6.39	127.37	119.70
26	1H	645	C	N1-C2-O2	6.39	122.73	118.90
26	1H	2516	G	OP2-P-O3'	6.39	119.26	105.20
26	14	197	A	C6-C5-N7	-6.39	127.83	132.30
26	14	1011	G	C6-C5-N7	6.39	134.23	130.40
26	14	1835	G	C8-N9-C4	-6.39	103.84	106.40
26	1H	232	G	N1-C6-O6	6.39	123.73	119.90
26	1H	1253	A	OP1-P-OP2	6.39	129.18	119.60
1	13	723	U	C5-C6-N1	6.39	125.89	122.70
26	1H	245	G	N9-C4-C5	-6.39	102.84	105.40
26	14	2426	A	N9-C4-C5	-6.39	103.25	105.80
12	3I	12	ARG	NE-CZ-NH1	-6.38	117.11	120.30
26	1H	203	C	O5'-P-OP1	-6.38	99.95	105.70
26	1H	629	G	N3-C2-N2	6.38	124.37	119.90
26	1H	705	A	N9-C4-C5	-6.38	103.25	105.80
26	1H	1782	C	OP1-P-O3'	6.38	119.25	105.20
1	1G	399	G	N1-C6-O6	6.38	123.73	119.90
26	14	1021	A	C8-N9-C4	-6.38	103.25	105.80
26	14	1813	G	O5'-P-OP2	6.38	118.36	110.70
26	14	2258	C	N3-C4-N4	6.38	122.47	118.00
26	1H	245	G	C4-C5-C6	6.38	122.63	118.80
26	1H	1648	C	C6-N1-C1'	6.38	128.46	120.80
26	1H	2496	C	OP1-P-OP2	-6.38	110.03	119.60
26	1H	2697	G	O5'-P-OP1	-6.38	99.95	105.70
1	1G	1432	G	C4-C5-C6	6.38	122.63	118.80
1	1G	1515	C	N1-C2-O2	-6.38	115.07	118.90
26	1H	206	U	C2-N3-C4	-6.38	123.17	127.00
26	14	1367	A	C8-N9-C4	6.38	108.35	105.80
26	14	1783	A	C5-C6-N1	-6.38	114.51	117.70
26	1H	203	C	O5'-P-OP2	6.38	118.36	110.70
26	1H	271(B)	G	N3-C4-N9	6.38	129.83	126.00
26	1H	2257	U	C2-N3-C4	-6.38	123.17	127.00
26	1H	2530	A	O5'-P-OP2	-6.38	99.96	105.70
26	14	1784	A	C4-C5-N7	6.38	113.89	110.70
1	13	577	G	N1-C6-O6	6.38	123.73	119.90
1	13	792	A	C8-N9-C4	-6.38	103.25	105.80
26	14	945	A	N9-C4-C5	-6.38	103.25	105.80
26	1H	199	A	N1-C2-N3	-6.38	126.11	129.30

Continued on next page...

Continued from previous page...

Mol	Chain	Res	Type	Atoms	Z	Observed(°)	Ideal(°)
26	1H	1249	U	O5'-P-OP1	-6.38	99.96	105.70
26	1H	1496	A	C2-N3-C4	-6.38	107.41	110.60
26	1H	2709	G	N1-C2-N2	-6.38	110.46	116.20
1	13	891	U	N3-C2-O2	-6.38	117.74	122.20
26	1H	1543	A	C6-N1-C2	6.38	122.42	118.60
26	1H	2065	C	N1-C2-O2	6.38	122.72	118.90
1	13	780	A	N3-C4-C5	6.37	131.26	126.80
26	1H	778	G	C5-C6-O6	6.37	132.42	128.60
26	1H	793	A	C2-N3-C4	6.37	113.79	110.60
26	1H	1591	G	C5-C6-O6	6.37	132.42	128.60
26	14	768	G	O5'-P-OP2	-6.37	99.97	105.70
1	13	858	G	N3-C4-C5	-6.37	125.42	128.60
26	1H	80	G	O5'-P-OP1	-6.37	99.97	105.70
26	14	2078	C	C4-C5-C6	6.37	120.58	117.40
26	1H	1026	U	N1-C2-O2	-6.37	118.34	122.80
26	1H	837	C	N1-C2-O2	-6.37	115.08	118.90
29	11	41	GLY	N-CA-C	6.37	129.01	113.10
26	14	574	C	C2-N1-C1'	-6.37	111.80	118.80
26	14	681	G	N1-C2-N2	-6.37	110.47	116.20
26	14	1606	G	N3-C4-N9	6.37	129.82	126.00
26	14	1776	G	O5'-P-OP1	6.37	118.34	110.70
26	14	1800	C	C2-N3-C4	-6.37	116.72	119.90
26	14	2318	G	C8-N9-C4	-6.37	103.85	106.40
26	1H	577	G	OP1-P-OP2	-6.36	110.05	119.60
26	1H	698	C	C5-C6-N1	-6.36	117.82	121.00
26	1H	762	U	C2-N1-C1'	6.36	125.34	117.70
26	1H	2311	A	C5-C6-N1	-6.36	114.52	117.70
1	1G	576	G	C6-C5-N7	-6.36	126.58	130.40
1	1G	1523	G	O5'-P-OP2	-6.36	99.97	105.70
23	2L	40	C	O5'-P-OP1	-6.36	99.97	105.70
26	14	139	G	N1-C6-O6	-6.36	116.08	119.90
1	13	62	U	O5'-P-OP2	-6.36	99.97	105.70
26	1H	2355	C	C6-N1-C2	-6.36	117.75	120.30
1	1G	428	G	C4-C5-N7	-6.36	108.25	110.80
26	14	1552	G	C6-C5-N7	6.36	134.22	130.40
26	14	1652	A	O5'-P-OP1	-6.36	99.97	105.70
1	1G	452	A	O5'-P-OP1	-6.36	99.98	105.70
26	14	848	G	N3-C4-C5	-6.36	125.42	128.60
26	14	949	C	C6-N1-C2	6.36	122.84	120.30
26	14	1929	G	OP1-P-OP2	6.36	129.14	119.60
26	14	2072	G	C5-N7-C8	6.36	107.48	104.30
1	13	1450	U	N1-C2-O2	6.36	127.25	122.80

Continued on next page...

Continued from previous page...

Mol	Chain	Res	Type	Atoms	Z	Observed(°)	Ideal(°)
27	16	105	G	N3-C4-C5	-6.36	125.42	128.60
26	14	609	A	C5-C6-N6	-6.36	118.61	123.70
1	13	115	G	P-O3'-C3'	6.36	127.33	119.70
26	1H	1983	C	OP2-P-O3'	6.36	119.19	105.20
26	1H	2261	C	OP1-P-O3'	-6.36	91.22	105.20
26	1H	2350	C	N3-C2-O2	-6.36	117.45	121.90
26	1H	2494	G	C5-C6-N1	-6.36	108.32	111.50
26	14	674	G	O5'-P-OP2	6.36	118.33	110.70
26	1H	2211	G	O5'-P-OP2	-6.36	99.98	105.70
26	1H	2594	C	C5-C4-N4	-6.36	115.75	120.20
26	14	472	A	N1-C6-N6	-6.36	114.79	118.60
26	14	1011	G	N3-C4-N9	-6.36	122.19	126.00
26	14	2519	U	O5'-P-OP2	-6.36	99.98	105.70
26	1H	2751	G	N3-C4-C5	-6.35	125.42	128.60
1	13	437	U	C6-N1-C2	-6.35	117.19	121.00
1	13	1290	G	N7-C8-N9	6.35	116.28	113.10
26	1H	655	A	C5-N7-C8	-6.35	100.72	103.90
26	1H	1026	U	C6-N1-C1'	6.35	130.09	121.20
26	1H	1417	C	C5-C6-N1	-6.35	117.82	121.00
26	1H	2688	U	C5-C6-N1	-6.35	119.52	122.70
1	1G	945	G	C4-N9-C1'	6.35	134.76	126.50
26	1H	1239	G	C8-N9-C4	6.35	108.94	106.40
26	1H	842	G	C5-N7-C8	-6.35	101.12	104.30
26	1H	938	G	O5'-P-OP2	-6.35	99.99	105.70
26	1H	2062	A	N3-C4-N9	6.35	132.48	127.40
1	1G	332	G	C8-N9-C4	6.35	108.94	106.40
1	1G	1184	G	N1-C6-O6	6.35	123.71	119.90
26	14	470	A	N1-C6-N6	6.35	122.41	118.60
26	14	2264	C	O5'-P-OP2	6.35	118.32	110.70
26	14	2501	C	C5-C6-N1	-6.35	117.83	121.00
27	1J	44	G	N7-C8-N9	-6.35	109.92	113.10
26	1H	906	G	C4-C5-N7	-6.35	108.26	110.80
1	1G	1358	U	C2-N1-C1'	6.35	125.32	117.70
26	14	1563	G	OP2-P-O3'	6.35	119.17	105.20
26	14	2020	A	C5-C6-N6	-6.35	118.62	123.70
26	14	2032	G	N9-C4-C5	-6.35	102.86	105.40
26	14	2277	G	C5-C6-O6	6.35	132.41	128.60
26	14	2509	G	OP1-P-OP2	6.35	129.12	119.60
1	13	581	G	C6-C5-N7	-6.35	126.59	130.40
26	1H	1350	C	O5'-P-OP2	6.35	118.31	110.70
1	13	865	A	N1-C6-N6	6.34	122.41	118.60
1	13	1259	C	C5-C6-N1	6.34	124.17	121.00

Continued on next page...

Continued from previous page...

Mol	Chain	Res	Type	Atoms	Z	Observed(°)	Ideal(°)
26	1H	2278	A	C4-C5-C6	6.34	120.17	117.00
26	1H	2451	A	C5-C6-N6	6.34	128.78	123.70
1	1G	900	A	O5'-P-OP2	6.34	118.31	110.70
26	14	1185	C	O5'-P-OP2	-6.34	99.99	105.70
26	14	2387	U	N3-C4-O4	-6.34	114.96	119.40
26	1H	51	G	O4'-C1'-N9	-6.34	103.13	108.20
26	1H	141	A	O5'-P-OP2	-6.34	99.99	105.70
26	1H	255	A	C6-N1-C2	-6.34	114.79	118.60
26	1H	141(A)	C	N1-C2-O2	-6.34	115.09	118.90
26	1H	1303	G	O5'-P-OP2	-6.34	99.99	105.70
26	1H	2449	U	N1-C2-N3	6.34	118.70	114.90
26	1H	688	U	OP1-P-OP2	6.34	129.11	119.60
26	1H	1239	G	OP2-P-O3'	6.34	119.14	105.20
26	1H	1279	G	O5'-P-OP1	6.34	118.31	110.70
26	1H	1566	A	N9-C4-C5	6.34	108.34	105.80
26	1H	2090	G	N3-C2-N2	-6.34	115.46	119.90
26	1H	2521	C	OP1-P-OP2	6.34	129.11	119.60
26	14	802	A	N1-C6-N6	-6.34	114.80	118.60
26	1H	321	G	C5-C6-O6	-6.34	124.80	128.60
26	14	2331	G	N1-C6-O6	6.34	123.70	119.90
46	C5	90	LEU	CA-CB-CG	6.34	129.88	115.30
1	13	582	U	N3-C4-O4	-6.34	114.97	119.40
1	13	960	U	C2-N1-C1'	6.34	125.30	117.70
26	1H	2419	U	OP1-P-O3'	6.34	119.14	105.20
26	1H	2497	A	C4-C5-C6	6.34	120.17	117.00
26	14	2380	C	N3-C4-C5	6.34	124.43	121.90
27	1J	74	U	N1-C2-N3	6.34	118.70	114.90
26	1H	1280	G	OP1-P-OP2	-6.33	110.10	119.60
26	1H	1586	A	C4-C5-C6	6.33	120.17	117.00
26	1H	1645	G	P-O3'-C3'	6.33	127.30	119.70
26	1H	2709	G	C8-N9-C4	-6.33	103.87	106.40
26	14	1558	A	N1-C2-N3	6.33	132.47	129.30
26	1H	1374	G	C5-C6-N1	-6.33	108.33	111.50
26	14	824	A	C8-N9-C4	6.33	108.33	105.80
26	14	1899	G	C4-N9-C1'	6.33	134.73	126.50
54	L5	34	ARG	NE-CZ-NH1	-6.33	117.13	120.30
1	13	1412	C	C6-N1-C2	6.33	122.83	120.30
26	1H	500	G	O5'-P-OP1	-6.33	100.00	105.70
26	1H	729	G	N9-C4-C5	6.33	107.93	105.40
26	1H	1796	U	C6-N1-C2	6.33	124.80	121.00
26	1H	1916	A	C8-N9-C4	-6.33	103.27	105.80
26	14	822	U	O5'-P-OP2	-6.33	100.00	105.70

Continued on next page...

Continued from previous page...

Mol	Chain	Res	Type	Atoms	Z	Observed(°)	Ideal(°)
26	14	2026	C	O5'-P-OP2	-6.33	100.00	105.70
1	13	1519	A	N9-C4-C5	6.33	108.33	105.80
1	13	108	G	N9-C4-C5	-6.33	102.87	105.40
26	14	2853	C	O5'-P-OP1	6.33	118.29	110.70
26	1H	1010	A	C8-N9-C4	6.33	108.33	105.80
26	1H	2234	G	N7-C8-N9	-6.33	109.94	113.10
26	14	500	G	O5'-P-OP2	-6.33	100.01	105.70
26	14	668	G	N3-C4-C5	6.33	131.76	128.60
26	14	705	A	C2-N3-C4	-6.33	107.44	110.60
26	14	952	G	O5'-P-OP2	6.33	118.29	110.70
26	1H	679	C	N3-C2-O2	6.32	126.33	121.90
26	1H	796	C	N3-C4-N4	-6.32	113.57	118.00
26	1H	1271	G	C6-C5-N7	-6.32	126.61	130.40
26	1H	1835	G	N3-C4-C5	-6.32	125.44	128.60
26	14	1482	U	C5-C4-O4	6.32	129.69	125.90
26	1H	194	G	C5-C6-O6	-6.32	124.81	128.60
26	1H	975	G	O5'-P-OP1	-6.32	100.01	105.70
26	14	141	A	C6-N1-C2	6.32	122.39	118.60
54	L5	34	ARG	NE-CZ-NH2	6.32	123.46	120.30
1	13	971	G	O5'-P-OP1	6.32	118.28	110.70
26	1H	1022	G	P-O3'-C3'	6.32	127.29	119.70
26	1H	1566	A	C2-N3-C4	6.32	113.76	110.60
1	1G	345	C	P-O3'-C3'	6.32	127.28	119.70
26	1H	380	U	C5-C4-O4	6.32	129.69	125.90
1	13	562	C	O5'-P-OP2	-6.32	100.01	105.70
24	3K	71	C	N3-C2-O2	-6.32	117.48	121.90
26	1H	57	C	N1-C2-O2	6.32	122.69	118.90
26	1H	122	G	OP1-P-OP2	6.32	129.08	119.60
26	1H	2366	A	OP2-P-O3'	6.32	119.10	105.20
26	14	615	G	O4'-C1'-N9	6.32	113.25	108.20
26	14	1625	C	N3-C4-N4	-6.32	113.58	118.00
26	14	1869	G	N3-C4-N9	-6.32	122.21	126.00
1	13	1511	G	N1-C2-N2	-6.32	110.52	116.20
27	16	116	G	C5-C6-O6	-6.32	124.81	128.60
26	14	1673	U	N3-C2-O2	6.32	126.62	122.20
26	14	2346	A	C5-C6-N1	-6.32	114.54	117.70
26	14	1968	G	N1-C6-O6	6.31	123.69	119.90
1	13	1482	G	N3-C2-N2	-6.31	115.48	119.90
26	1H	468	G	N9-C4-C5	-6.31	102.88	105.40
26	1H	826	U	O5'-P-OP2	-6.31	100.02	105.70
26	1H	1414	G	O5'-P-OP1	-6.31	100.02	105.70
26	1H	2079	U	N1-C2-N3	6.31	118.69	114.90

Continued on next page...

Continued from previous page...

Mol	Chain	Res	Type	Atoms	Z	Observed(°)	Ideal(°)
26	1H	2473	U	C2-N1-C1'	6.31	125.27	117.70
26	1H	2473	U	N1-C2-O2	6.31	127.22	122.80
26	1H	2674	G	C6-N1-C2	-6.31	121.31	125.10
50	K8	59	ARG	NE-CZ-NH2	6.31	123.46	120.30
1	1G	692	U	C5-C4-O4	-6.31	122.11	125.90
26	14	503	A	N9-C4-C5	6.31	108.33	105.80
26	14	2029	G	C8-N9-C4	-6.31	103.88	106.40
42	85	95	LEU	CA-CB-CG	-6.31	100.78	115.30
26	14	729	G	N1-C2-N2	6.31	121.88	116.20
1	13	630	G	O5'-P-OP2	-6.31	100.02	105.70
26	1H	869	G	OP1-P-O3'	6.31	119.08	105.20
26	1H	1683	C	N1-C2-O2	-6.31	115.11	118.90
26	14	121	G	C4-C5-N7	6.31	113.32	110.80
26	14	502	A	C8-N9-C4	-6.31	103.28	105.80
26	14	1516	U	N1-C2-O2	6.31	127.22	122.80
26	14	2246	G	N7-C8-N9	6.31	116.25	113.10
1	13	110	C	N1-C2-O2	-6.31	115.11	118.90
26	1H	808	G	N1-C2-N2	-6.31	110.52	116.20
26	1H	825	C	OP1-P-OP2	6.31	129.06	119.60
26	14	90	U	N1-C2-O2	6.31	127.22	122.80
23	2K	49	C	C6-N1-C2	-6.31	117.78	120.30
26	14	2426	A	C5-N7-C8	-6.31	100.75	103.90
1	13	843	U	C2-N1-C1'	6.30	125.27	117.70
26	1H	190	A	N1-C6-N6	6.30	122.38	118.60
26	1H	140	A	C2-N3-C4	-6.30	107.45	110.60
26	1H	2078	C	O5'-P-OP2	6.30	118.26	110.70
26	1H	2771	C	O5'-P-OP2	6.30	118.26	110.70
26	14	1011	G	N3-C4-C5	6.30	131.75	128.60
26	14	2586	C	C5-C4-N4	-6.30	115.79	120.20
26	1H	2257	U	OP1-P-OP2	-6.30	110.15	119.60
26	1H	2271	G	N3-C4-N9	6.30	129.78	126.00
26	14	1385	G	O4'-C1'-N9	6.30	113.24	108.20
26	14	1606	G	C5-C6-O6	-6.30	124.82	128.60
26	14	1928	A	OP1-P-OP2	6.30	129.05	119.60
26	14	2330	G	C6-C5-N7	-6.30	126.62	130.40
26	14	47	C	C5-C6-N1	-6.30	117.85	121.00
26	14	563	G	C8-N9-C4	-6.30	103.88	106.40
26	14	2571	C	N3-C4-C5	6.30	124.42	121.90
1	13	795	C	C6-N1-C2	6.30	122.82	120.30
26	1H	728	G	OP2-P-O3'	6.30	119.05	105.20
1	1G	1200	C	C2-N1-C1'	6.30	125.73	118.80
26	1H	1967	C	N3-C2-O2	-6.29	117.49	121.90

Continued on next page...

Continued from previous page...

Mol	Chain	Res	Type	Atoms	Z	Observed(°)	Ideal(°)
26	1H	241	A	N1-C2-N3	6.29	132.45	129.30
26	1H	845	G	OP2-P-O3'	-6.29	91.35	105.20
26	1H	1137	G	OP1-P-O3'	6.29	119.05	105.20
26	14	18	C	O5'-P-OP1	-6.29	100.04	105.70
26	14	647	G	C8-N9-C4	-6.29	103.88	106.40
26	1H	128	C	C2-N3-C4	-6.29	116.75	119.90
26	1H	1528	A	C6-C5-N7	-6.29	127.90	132.30
34	61	110	ASP	C-N-CD	-6.29	106.76	120.60
26	1H	138	G	N3-C4-N9	-6.29	122.23	126.00
26	1H	512	G	N1-C6-O6	-6.29	116.13	119.90
26	1H	2438	U	C4-C5-C6	6.29	123.47	119.70
26	1H	2763	G	N3-C4-N9	6.29	129.77	126.00
26	14	1646	C	C6-N1-C2	6.29	122.82	120.30
26	14	1756	G	N9-C4-C5	6.29	107.92	105.40
26	1H	82	G	C5-N7-C8	6.29	107.44	104.30
26	1H	797	C	C5-C6-N1	-6.29	117.86	121.00
26	1H	929	G	C4-C5-N7	6.29	113.31	110.80
26	1H	2646	C	C2-N3-C4	-6.29	116.75	119.90
26	14	384	U	C5-C6-N1	-6.29	119.56	122.70
26	1H	1968	G	N3-C4-N9	6.29	129.77	126.00
26	1H	1973	G	C8-N9-C4	-6.29	103.89	106.40
26	14	1777	U	O5'-P-OP2	6.29	118.25	110.70
1	13	961	U	N3-C4-C5	6.29	118.37	114.60
26	1H	256	A	N9-C4-C5	-6.29	103.29	105.80
26	1H	2245	U	OP1-P-O3'	6.29	119.03	105.20
1	1G	576	G	N3-C4-C5	-6.29	125.46	128.60
1	1G	1518	A	O5'-P-OP1	-6.29	100.04	105.70
26	1H	1893	C	N3-C4-N4	-6.28	113.60	118.00
26	1H	677	A	C8-N9-C4	-6.28	103.29	105.80
26	1H	2603	G	OP1-P-O3'	6.28	119.02	105.20
26	14	2331	G	C4-C5-N7	6.28	113.31	110.80
1	13	623	C	C5-C6-N1	6.28	124.14	121.00
26	1H	826	U	C2-N3-C4	-6.28	123.23	127.00
26	1H	2048	G	C5-C6-N1	-6.28	108.36	111.50
26	1H	2439	A	C2-N3-C4	-6.28	107.46	110.60
27	16	33	G	O5'-P-OP1	6.28	118.24	110.70
29	11	37	LEU	CB-CG-CD1	6.28	121.68	111.00
49	J8	82	LEU	CA-CB-CG	6.28	129.75	115.30
26	14	469	G	N1-C6-O6	6.28	123.67	119.90
26	14	2502	G	N3-C2-N2	6.28	124.30	119.90
26	1H	60	G	OP2-P-O3'	6.28	119.01	105.20
26	1H	2708	G	OP1-P-OP2	6.28	129.02	119.60

Continued on next page...

Continued from previous page...

Mol	Chain	Res	Type	Atoms	Z	Observed(°)	Ideal(°)
1	1G	328	C	O5'-P-OP2	-6.28	100.05	105.70
26	14	774	A	C4-C5-N7	6.28	113.84	110.70
26	14	951	C	OP1-P-O3'	6.28	119.01	105.20
26	14	2066	C	O5'-P-OP2	6.28	118.23	110.70
26	1H	958	U	C6-N1-C2	-6.28	117.23	121.00
26	1H	1758	G	N1-C6-O6	6.28	123.67	119.90
26	1H	2076	U	O5'-P-OP2	-6.28	100.05	105.70
26	1H	2526	G	OP2-P-O3'	6.28	119.01	105.20
26	1H	2598	A	C8-N9-C4	6.28	108.31	105.80
26	1H	2609	U	C2-N3-C4	-6.28	123.23	127.00
1	1G	630	G	O4'-C1'-N9	6.28	113.22	108.20
26	14	2206	C	O5'-P-OP2	-6.28	100.05	105.70
26	1H	2067	G	N1-C6-O6	-6.27	116.14	119.90
26	1H	2466	C	C2-N3-C4	-6.27	116.76	119.90
26	1H	2708	G	N1-C2-N3	6.27	127.66	123.90
1	1G	264	U	C5-C4-O4	-6.27	122.14	125.90
1	13	219	C	C6-N1-C2	-6.27	117.79	120.30
1	13	901	A	N1-C6-N6	6.27	122.36	118.60
26	1H	686	G	C8-N9-C4	6.27	108.91	106.40
26	1H	1812	A	OP1-P-OP2	6.27	129.01	119.60
26	14	2364	C	N3-C2-O2	-6.27	117.51	121.90
26	14	447	A	O4'-C1'-N9	-6.27	103.18	108.20
26	1H	117	G	O5'-P-OP2	-6.27	100.06	105.70
26	1H	239	U	C5-C6-N1	-6.27	119.56	122.70
26	1H	246	C	C5-C6-N1	-6.27	117.86	121.00
26	1H	1223	C	N3-C4-N4	6.27	122.39	118.00
26	1H	2447	G	N9-C4-C5	6.27	107.91	105.40
26	14	197	A	C4-C5-N7	6.27	113.83	110.70
26	14	802	A	C5-C6-N1	6.27	120.83	117.70
26	14	2253	G	N9-C4-C5	-6.27	102.89	105.40
26	1H	1601	G	N1-C6-O6	-6.27	116.14	119.90
26	14	229	A	O4'-C1'-N9	6.27	113.21	108.20
26	14	1673	U	O5'-P-OP2	6.27	118.22	110.70
26	14	1613	G	N3-C2-N2	6.27	124.29	119.90
26	1H	802	A	OP2-P-O3'	6.26	118.98	105.20
26	1H	1269	A	C5-N7-C8	-6.26	100.77	103.90
23	2K	13	C	C2-N3-C4	6.26	123.03	119.90
1	1G	889	A	OP1-P-OP2	6.26	128.99	119.60
26	14	695	G	OP1-P-OP2	-6.26	110.20	119.60
26	1H	396	G	C5-C6-O6	-6.26	124.84	128.60
26	1H	975	G	O4'-C1'-N9	-6.26	103.19	108.20
26	1H	1953	A	C5-C6-N6	-6.26	118.69	123.70

Continued on next page...

Continued from previous page...

Mol	Chain	Res	Type	Atoms	Z	Observed(°)	Ideal(°)
26	1H	2591	C	N1-C2-N3	6.26	123.58	119.20
1	1G	15	G	N3-C4-N9	6.26	129.76	126.00
1	1G	111	G	O5'-P-OP2	-6.26	100.06	105.70
26	14	1955	U	N3-C4-O4	-6.26	115.02	119.40
26	1H	33	U	OP1-P-O3'	6.26	118.97	105.20
26	1H	428	A	OP1-P-O3'	6.26	118.97	105.20
26	1H	636	G	O5'-P-OP2	6.26	118.21	110.70
26	1H	908	C	O5'-P-OP1	6.26	118.21	110.70
26	14	1661	G	C8-N9-C4	6.26	108.90	106.40
26	14	1676	A	N7-C8-N9	-6.26	110.67	113.80
1	13	238	G	C8-N9-C4	6.26	108.90	106.40
1	13	564	C	N3-C4-C5	-6.26	119.40	121.90
26	1H	1270	C	C4-C5-C6	6.26	120.53	117.40
26	1H	1435	G	OP2-P-O3'	6.26	118.97	105.20
26	1H	1831	G	O5'-P-OP2	6.26	118.21	110.70
26	1H	2591	C	C5-C4-N4	-6.26	115.82	120.20
26	1H	2665	A	C6-C5-N7	-6.26	127.92	132.30
1	1G	1228	C	N1-C2-O2	6.26	122.65	118.90
26	14	307	G	C6-C5-N7	-6.26	126.65	130.40
26	14	837	C	O5'-P-OP1	-6.26	100.07	105.70
26	14	2211	G	C4-N9-C1'	6.26	134.63	126.50
26	1H	30	G	OP1-P-O3'	6.25	118.96	105.20
26	1H	972	G	C8-N9-C4	6.25	108.90	106.40
26	14	2821	A	C8-N9-C4	6.25	108.30	105.80
26	1H	1363	C	C5-C6-N1	-6.25	117.87	121.00
26	1H	1993	U	C5-C6-N1	-6.25	119.57	122.70
26	14	1022	G	C8-N9-C4	-6.25	103.90	106.40
26	14	2641	G	C8-N9-C4	6.25	108.90	106.40
26	14	2712	U	O4'-C1'-N1	6.25	113.20	108.20
26	1H	389	G	N1-C2-N2	-6.25	110.57	116.20
26	1H	484	C	N3-C2-O2	-6.25	117.52	121.90
26	1H	857	C	OP1-P-OP2	6.25	128.98	119.60
26	14	1574	C	C5-C4-N4	-6.25	115.82	120.20
26	14	1926	U	O5'-P-OP2	-6.25	100.07	105.70
4	3E	157	LEU	CA-CB-CG	6.25	129.67	115.30
26	1H	1325	G	N9-C4-C5	-6.25	102.90	105.40
26	1H	2256	G	C5-N7-C8	-6.25	101.18	104.30
26	1H	2618	G	C8-N9-C4	-6.25	103.90	106.40
26	14	681	G	C5-C6-O6	-6.25	124.85	128.60
26	14	1762	A	C5-N7-C8	-6.25	100.78	103.90
1	13	871	U	N3-C2-O2	-6.25	117.83	122.20
26	1H	805	G	O5'-P-OP2	6.25	118.20	110.70

Continued on next page...

Continued from previous page...

Mol	Chain	Res	Type	Atoms	Z	Observed(°)	Ideal(°)
26	1H	2070	G	N7-C8-N9	-6.25	109.98	113.10
26	1H	2419	U	O5'-P-OP2	6.25	118.19	110.70
26	14	967	C	O5'-P-OP2	-6.25	100.08	105.70
26	1H	1804	C	OP1-P-OP2	-6.25	110.23	119.60
26	14	2071	A	C8-N9-C4	-6.25	103.30	105.80
26	1H	1143	A	OP1-P-OP2	6.24	128.97	119.60
26	1H	1422	G	C8-N9-C4	-6.24	103.90	106.40
26	1H	2035	G	O4'-C1'-N9	6.24	113.20	108.20
1	1G	1286	A	N7-C8-N9	6.24	116.92	113.80
26	14	948	G	N1-C6-O6	6.24	123.65	119.90
26	14	1342	A	C6-C5-N7	-6.24	127.93	132.30
26	14	1817	G	N3-C2-N2	6.24	124.27	119.90
26	14	2335	A	C5-C6-N6	6.24	128.69	123.70
26	14	2374	C	C2-N3-C4	-6.24	116.78	119.90
26	14	2428	G	C8-N9-C4	-6.24	103.90	106.40
26	1H	2311	A	C4-C5-N7	6.24	113.82	110.70
1	13	583	A	O5'-P-OP1	-6.24	100.08	105.70
26	1H	1610	A	C4-C5-N7	6.24	113.82	110.70
26	1H	1786	A	N1-C2-N3	6.24	132.42	129.30
26	1H	2427	C	O5'-P-OP1	-6.24	100.08	105.70
1	13	520	A	C4-C5-C6	6.24	120.12	117.00
1	13	807	A	N9-C4-C5	6.24	108.30	105.80
26	14	915	C	N1-C2-O2	6.24	122.64	118.90
26	14	1950	G	N9-C4-C5	6.24	107.89	105.40
26	1H	77	C	OP1-P-OP2	-6.24	110.25	119.60
30	21	186	GLY	N-CA-C	6.24	128.69	113.10
26	14	50	U	C6-N1-C2	6.23	124.74	121.00
26	14	1786	A	C4-N9-C1'	6.23	137.52	126.30
26	14	1950	G	C4-C5-N7	6.23	113.29	110.80
1	13	52	G	N9-C4-C5	-6.23	102.91	105.40
26	1H	245	G	C4-N9-C1'	6.23	134.60	126.50
26	1H	825	C	C5-C6-N1	-6.23	117.88	121.00
26	1H	2555	U	N3-C2-O2	6.23	126.56	122.20
26	1H	2824	C	N3-C4-C5	6.23	124.39	121.90
26	14	485	C	C5-C4-N4	-6.23	115.84	120.20
27	1J	60	C	C5-C6-N1	6.23	124.12	121.00
1	13	703	G	N3-C4-N9	6.23	129.74	126.00
26	1H	2548	G	C5-C6-N1	6.23	114.61	111.50
26	14	828	U	C4-C5-C6	6.23	123.44	119.70
26	1H	1558	A	C6-C5-N7	-6.23	127.94	132.30
26	1H	2230	G	N1-C2-N2	6.23	121.81	116.20
26	14	668	G	N7-C8-N9	-6.23	109.99	113.10

Continued on next page...

Continued from previous page...

Mol	Chain	Res	Type	Atoms	Z	Observed(°)	Ideal(°)
1	13	894	G	C4-N9-C1'	-6.23	118.40	126.50
26	1H	783	A	C5-C6-N6	-6.23	118.72	123.70
26	1H	815	C	O5'-P-OP1	6.23	118.17	110.70
26	1H	942	G	C4-C5-C6	-6.23	115.06	118.80
26	1H	2600	A	N3-C4-C5	-6.23	122.44	126.80
36	68	8	LEU	CA-CB-CG	6.23	129.62	115.30
26	14	801	G	N3-C4-N9	-6.23	122.26	126.00
26	14	939	G	N3-C2-N2	-6.23	115.54	119.90
26	14	2346	A	C6-C5-N7	-6.23	127.94	132.30
26	14	2424	C	OP1-P-OP2	6.23	128.94	119.60
26	1H	121	G	C4-C5-N7	6.23	113.29	110.80
26	1H	1184	G	N3-C2-N2	-6.22	115.54	119.90
26	14	24	G	C2-N3-C4	-6.22	108.79	111.90
26	14	826	U	C6-N1-C2	-6.22	117.27	121.00
26	14	1209	G	OP1-P-OP2	6.22	128.94	119.60
26	1H	663	G	C4-N9-C1'	6.22	134.59	126.50
26	1H	1929	G	O5'-P-OP2	-6.22	100.10	105.70
26	1H	1968	G	N3-C4-C5	-6.22	125.49	128.60
26	14	1408	C	O5'-P-OP1	-6.22	100.10	105.70
26	14	2049	G	C5-N7-C8	-6.22	101.19	104.30
1	13	741	G	OP1-P-OP2	6.22	128.93	119.60
26	1H	121	G	N9-C4-C5	-6.22	102.91	105.40
26	1H	2829	C	N3-C2-O2	6.22	126.25	121.90
1	1G	315	A	N1-C6-N6	6.22	122.33	118.60
1	13	1289	A	O5'-P-OP2	-6.22	100.10	105.70
26	1H	2503	A	N3-C4-N9	6.22	132.38	127.40
26	14	84	A	C8-N9-C4	6.22	108.29	105.80
26	14	735	A	OP1-P-O3'	6.22	118.88	105.20
26	14	1618	A	O5'-P-OP2	6.22	118.16	110.70
26	14	2370	G	C5-C6-N1	6.22	114.61	111.50
26	14	2575	C	C5-C4-N4	6.22	124.55	120.20
26	1H	1607	C	C6-N1-C1'	-6.22	113.34	120.80
26	1H	810	U	N3-C4-C5	-6.22	110.87	114.60
26	1H	2020	A	N9-C4-C5	-6.22	103.31	105.80
1	13	52	G	N3-C4-N9	6.21	129.73	126.00
26	1H	133	C	OP1-P-O3'	-6.21	91.53	105.20
26	1H	470	A	C4-C5-N7	6.21	113.81	110.70
26	1H	508	G	C5-N7-C8	-6.21	101.19	104.30
26	1H	1246	A	OP1-P-OP2	6.21	128.92	119.60
26	14	1475	G	C8-N9-C4	-6.21	103.92	106.40
1	13	51	A	OP1-P-OP2	-6.21	110.28	119.60
1	13	853	G	O5'-P-OP2	-6.21	100.11	105.70

Continued on next page...

Continued from previous page...

Mol	Chain	Res	Type	Atoms	Z	Observed(°)	Ideal(°)
26	1H	1346	G	N1-C6-O6	-6.21	116.17	119.90
26	1H	2578	G	N1-C6-O6	-6.21	116.17	119.90
1	1G	1190	G	C4-C5-N7	-6.21	108.31	110.80
26	14	939	G	C5-C6-O6	-6.21	124.87	128.60
26	14	2415	G	N3-C2-N2	-6.21	115.55	119.90
1	13	975	A	C4-C5-N7	6.21	113.81	110.70
26	1H	309	G	C5-C6-O6	6.21	132.33	128.60
26	1H	2578	G	C5-C6-N1	6.21	114.61	111.50
26	14	783	A	N9-C1'-C2'	-6.21	105.17	112.00
1	13	525	C	C5-C6-N1	6.21	124.11	121.00
1	13	1409	C	N3-C4-C5	6.21	124.38	121.90
26	1H	376	C	N3-C2-O2	-6.21	117.55	121.90
26	1H	664	C	C5-C6-N1	-6.21	117.89	121.00
26	1H	1920	C	C5-C4-N4	6.21	124.55	120.20
26	1H	2257	U	C5-C6-N1	-6.21	119.60	122.70
26	14	1562	A	N9-C4-C5	-6.21	103.32	105.80
1	1G	197	A	N7-C8-N9	6.21	116.90	113.80
25	4L	24	A	C8-N9-C4	-6.21	103.32	105.80
26	14	2447	G	C8-N9-C1'	6.21	135.07	127.00
26	14	980	A	N1-C2-N3	6.21	132.40	129.30
26	1H	663	G	C8-N9-C4	-6.20	103.92	106.40
26	1H	1673	U	C6-N1-C2	6.20	124.72	121.00
26	14	252	G	N1-C6-O6	-6.20	116.18	119.90
26	14	1021	A	N7-C8-N9	6.20	116.90	113.80
26	1H	144	C	N3-C2-O2	-6.20	117.56	121.90
26	1H	1525	G	O5'-P-OP2	-6.20	100.12	105.70
27	1J	84	C	C2-N1-C1'	-6.20	111.98	118.80
41	B8	1	MET	C-N-CA	6.20	137.20	121.70
26	14	750	A	N7-C8-N9	6.20	116.90	113.80
26	14	933	A	C6-C5-N7	-6.20	127.96	132.30
26	14	1351	C	C5-C6-N1	-6.20	117.90	121.00
26	14	1616	A	N1-C2-N3	6.20	132.40	129.30
26	14	2821	A	C2-N3-C4	-6.20	107.50	110.60
1	13	883	C	OP2-P-O3'	6.20	118.83	105.20
23	2K	60	A	OP1-P-OP2	6.20	128.90	119.60
26	1H	270(L)	U	C5-C6-N1	6.20	125.80	122.70
26	1H	599	G	N3-C4-N9	6.20	129.72	126.00
26	1H	917	A	C5-N7-C8	-6.20	100.80	103.90
26	1H	954	G	N1-C2-N2	6.20	121.78	116.20
26	1H	2238	G	OP1-P-OP2	6.20	128.90	119.60
26	1H	2524	G	C5-N7-C8	6.20	107.40	104.30
27	16	99	A	OP1-P-OP2	6.20	128.90	119.60

Continued on next page...

Continued from previous page...

Mol	Chain	Res	Type	Atoms	Z	Observed(°)	Ideal(°)
26	14	2352	A	O5'-P-OP1	-6.20	100.12	105.70
26	1H	971	C	C6-N1-C2	-6.20	117.82	120.30
26	1H	1204	A	C4-N9-C1'	6.20	137.45	126.30
26	1H	2286	A	C4-C5-C6	6.20	120.10	117.00
26	14	2445	G	N1-C6-O6	-6.20	116.18	119.90
27	1J	55	U	O5'-P-OP1	-6.20	100.12	105.70
26	1H	1693	U	N3-C2-O2	-6.20	117.86	122.20
26	14	134	C	N3-C4-C5	6.20	124.38	121.90
26	14	141	A	N3-C4-C5	6.20	131.14	126.80
26	14	974(A)	C	C6-N1-C1'	-6.20	113.36	120.80
26	14	1900	A	N7-C8-N9	6.20	116.90	113.80
26	1H	452	G	C6-C5-N7	6.19	134.12	130.40
26	1H	2036	C	N3-C4-C5	-6.19	119.42	121.90
1	13	346	G	C8-N9-C4	-6.19	103.92	106.40
26	1H	831	G	N9-C4-C5	-6.19	102.92	105.40
26	1H	848	G	N1-C2-N2	-6.19	110.63	116.20
26	1H	1623	G	C4-C5-N7	-6.19	108.32	110.80
26	1H	2072	G	N3-C4-N9	6.19	129.72	126.00
26	1H	2579	C	C5-C6-N1	-6.19	117.90	121.00
1	1G	1501	C	C6-N1-C2	6.19	122.78	120.30
26	1H	663	G	C4-C5-C6	6.19	122.51	118.80
26	1H	2070	G	N1-C2-N2	-6.19	110.63	116.20
27	16	6	C	C2-N3-C4	-6.19	116.81	119.90
26	14	201	C	N1-C2-O2	-6.19	115.19	118.90
26	14	1164	G	O5'-P-OP2	-6.19	100.13	105.70
26	14	2392	A	O5'-P-OP1	-6.19	100.13	105.70
26	1H	116	C	OP2-P-O3'	6.19	118.82	105.20
26	1H	1344	G	N3-C2-N2	-6.19	115.57	119.90
26	1H	2244	U	N1-C2-N3	6.19	118.61	114.90
26	1H	2354	G	OP1-P-O3'	6.19	118.81	105.20
26	1H	125	G	N1-C6-O6	6.19	123.61	119.90
26	1H	562	U	N1-C2-N3	6.19	118.61	114.90
26	1H	2074	U	C2-N3-C4	-6.19	123.29	127.00
27	16	115	G	N1-C2-N2	-6.19	110.63	116.20
26	14	102	G	O4'-C1'-N9	6.19	113.15	108.20
26	14	864	G	N3-C4-C5	-6.19	125.51	128.60
26	1H	917	A	N3-C4-C5	6.19	131.13	126.80
26	14	2073	C	N3-C2-O2	6.19	126.23	121.90
26	1H	828	U	N3-C2-O2	-6.18	117.87	122.20
26	1H	1363	C	O5'-P-OP2	-6.18	100.13	105.70
26	1H	1572	A	N1-C6-N6	6.18	122.31	118.60
26	1H	2297	C	N3-C2-O2	-6.18	117.57	121.90

Continued on next page...

Continued from previous page...

Mol	Chain	Res	Type	Atoms	Z	Observed(°)	Ideal(°)
1	1G	870	U	N1-C2-O2	6.18	127.13	122.80
26	14	729	G	N1-C6-O6	6.18	123.61	119.90
1	13	703	G	C6-C5-N7	-6.18	126.69	130.40
26	1H	1027	A	N1-C2-N3	6.18	132.39	129.30
26	1H	1396	U	C4-C5-C6	6.18	123.41	119.70
26	14	2373	G	OP1-P-OP2	6.18	128.87	119.60
26	14	2456	C	N3-C4-N4	6.18	122.33	118.00
26	14	1676	A	C8-N9-C4	6.18	108.27	105.80
26	1H	869	G	N1-C2-N3	6.18	127.61	123.90
26	1H	1787	A	N1-C2-N3	6.18	132.39	129.30
26	1H	1958	C	N3-C4-C5	-6.18	119.43	121.90
26	1H	2579	C	C4-C5-C6	6.18	120.49	117.40
26	1H	1790	C	N3-C4-N4	-6.18	113.68	118.00
26	1H	102	G	OP1-P-O3'	6.17	118.78	105.20
26	1H	528	A	O4'-C1'-N9	-6.17	103.26	108.20
26	1H	977	G	N3-C4-N9	-6.17	122.30	126.00
26	1H	2388	A	O4'-C1'-N9	6.17	113.14	108.20
27	16	52	A	O5'-P-OP2	-6.17	100.14	105.70
1	1G	924	C	OP1-P-OP2	6.17	128.86	119.60
26	14	1279	G	C5-C6-N1	6.17	114.59	111.50
34	69	102	SER	N-CA-C	-6.17	94.33	111.00
1	13	1335	C	C2-N1-C1'	-6.17	112.01	118.80
26	1H	238	C	C6-N1-C2	6.17	122.77	120.30
26	1H	2568	C	OP2-P-O3'	6.17	118.78	105.20
26	14	210	C	C5-C6-N1	-6.17	117.91	121.00
1	13	108	G	C5-C6-O6	-6.17	124.90	128.60
26	1H	180	G	C5-C6-N1	6.17	114.59	111.50
26	1H	791	C	P-O3'-C3'	6.17	127.11	119.70
26	1H	1931	U	C5-C6-N1	-6.17	119.61	122.70
26	14	995	C	C5-C4-N4	6.17	124.52	120.20
26	14	1783	A	N3-C4-N9	-6.17	122.46	127.40
26	1H	1757	U	C5-C6-N1	-6.17	119.61	122.70
26	1H	2517	C	C2-N3-C4	-6.17	116.81	119.90
26	1H	2726	U	C5-C4-O4	6.17	129.60	125.90
26	1H	1271	G	N3-C4-N9	6.17	129.70	126.00
26	1H	1384	A	OP1-P-OP2	6.17	128.85	119.60
26	14	2358	G	N3-C2-N2	-6.17	115.58	119.90
1	13	277	C	OP2-P-O3'	6.17	118.77	105.20
1	13	582	U	N3-C4-C5	6.17	118.30	114.60
26	1H	411	G	OP1-P-OP2	6.17	128.85	119.60
26	1H	2271	G	N9-C4-C5	-6.17	102.93	105.40
26	14	974	G	C8-N9-C4	-6.17	103.93	106.40

Continued on next page...

Continued from previous page...

Mol	Chain	Res	Type	Atoms	Z	Observed(°)	Ideal(°)
26	1H	747	U	C5-C6-N1	6.17	125.78	122.70
26	1H	793	A	C6-N1-C2	-6.17	114.90	118.60
26	1H	835	A	OP2-P-O3'	6.16	118.76	105.20
26	1H	847	U	OP1-P-OP2	6.16	128.84	119.60
1	1G	790	A	C2-N3-C4	-6.16	107.52	110.60
26	14	148	C	C5-C4-N4	-6.16	115.89	120.20
26	14	1617	C	N3-C4-C5	-6.16	119.44	121.90
26	14	1842	G	N1-C6-O6	-6.16	116.20	119.90
1	13	266	G	C5-C6-O6	-6.16	124.90	128.60
26	1H	690	G	N7-C8-N9	-6.16	110.02	113.10
26	1H	245	G	C4-C5-N7	6.16	113.26	110.80
26	1H	599	G	N3-C2-N2	6.16	124.21	119.90
26	1H	1192	G	N1-C2-N2	-6.16	110.66	116.20
26	1H	1210	A	N3-C4-C5	6.16	131.11	126.80
26	14	446	G	N1-C6-O6	6.16	123.60	119.90
26	14	744	G	OP1-P-OP2	6.16	128.84	119.60
26	14	1633	G	C5-C6-O6	-6.16	124.90	128.60
26	1H	245	G	O5'-P-OP1	-6.16	100.16	105.70
26	1H	1768	U	C4-C5-C6	-6.16	116.00	119.70
26	1H	2387	U	C2-N3-C4	-6.16	123.31	127.00
26	14	1963	U	N1-C2-O2	6.16	127.11	122.80
26	14	2520	C	C5-C6-N1	-6.16	117.92	121.00
27	16	8	U	N3-C4-O4	-6.16	115.09	119.40
25	4L	23	A	P-O3'-C3'	6.16	127.09	119.70
1	13	1488	G	C6-C5-N7	-6.16	126.71	130.40
26	1H	124	G	C2-N3-C4	-6.16	108.82	111.90
26	1H	838	C	C2-N3-C4	-6.16	116.82	119.90
26	1H	1980	G	N3-C2-N2	-6.16	115.59	119.90
26	1H	2250	G	O5'-P-OP2	-6.16	100.16	105.70
1	1G	1529	G	N3-C4-C5	-6.16	125.52	128.60
26	14	1612	C	C5-C4-N4	-6.16	115.89	120.20
1	13	890	G	O4'-C1'-N9	6.15	113.12	108.20
23	2K	24	C	C2-N3-C4	-6.15	116.82	119.90
26	14	399	G	C8-N9-C4	6.15	108.86	106.40
26	14	1552	G	N1-C2-N2	6.15	121.74	116.20
26	14	2076	U	C5-C4-O4	6.15	129.59	125.90
26	1H	618(A)	C	C5-C4-N4	-6.15	115.89	120.20
26	1H	783	A	O5'-P-OP2	-6.15	100.16	105.70
26	1H	859	G	C5-C6-O6	-6.15	124.91	128.60
26	1H	1471	A	O5'-P-OP1	-6.15	100.17	105.70
26	1H	1600	C	OP1-P-OP2	-6.15	110.37	119.60
1	1G	1441	G	O5'-P-OP1	-6.15	100.17	105.70

Continued on next page...

Continued from previous page...

Mol	Chain	Res	Type	Atoms	Z	Observed(°)	Ideal(°)
26	14	330	A	N9-C4-C5	-6.15	103.34	105.80
26	14	1798	U	O5'-P-OP2	-6.15	100.17	105.70
26	1H	67	U	OP1-P-OP2	-6.15	110.38	119.60
26	1H	919	G	N3-C2-N2	-6.15	115.60	119.90
26	14	2506	U	O4'-C1'-N1	6.15	113.12	108.20
26	14	2707	G	C5-C6-N1	6.15	114.58	111.50
1	13	778	G	O5'-P-OP2	-6.15	100.17	105.70
1	13	1329	A	N1-C6-N6	6.15	122.29	118.60
26	1H	686	G	N9-C4-C5	-6.15	102.94	105.40
26	1H	695	G	O5'-P-OP2	6.15	118.08	110.70
26	1H	1644	C	C2-N1-C1'	6.15	125.56	118.80
26	1H	2211	G	OP1-P-O3'	6.15	118.72	105.20
27	16	6	C	C5-C6-N1	-6.15	117.93	121.00
26	14	1419	A	O5'-P-OP1	-6.15	100.17	105.70
26	14	2032	G	N7-C8-N9	-6.15	110.03	113.10
26	14	2599	G	OP2-P-O3'	6.15	118.72	105.20
26	1H	662	G	C4-C5-N7	-6.15	108.34	110.80
26	1H	726	G	C8-N9-C4	6.15	108.86	106.40
26	1H	2726	U	C4-C5-C6	6.15	123.39	119.70
27	16	58	A	OP2-P-O3'	6.15	118.72	105.20
26	14	1824	G	C8-N9-C4	-6.15	103.94	106.40
1	13	525	C	N3-C4-N4	6.14	122.30	118.00
1	13	888	G	N1-C6-O6	6.14	123.59	119.90
26	1H	1198	U	N3-C4-O4	-6.14	115.10	119.40
26	1H	1616	A	N3-C4-C5	6.14	131.10	126.80
26	1H	2036	C	C6-N1-C2	-6.14	117.84	120.30
26	14	197	A	C5-C6-N1	6.14	120.77	117.70
26	14	2378	A	N9-C4-C5	-6.14	103.34	105.80
26	14	2613	U	C2-N3-C4	-6.14	123.31	127.00
26	1H	49	A	N9-C4-C5	-6.14	103.34	105.80
26	1H	321	G	C8-N9-C1'	-6.14	119.02	127.00
26	1H	1246	A	C6-N1-C2	-6.14	114.92	118.60
26	1H	1382	G	C8-N9-C4	6.14	108.86	106.40
26	1H	1597	A	C5-N7-C8	6.14	106.97	103.90
26	14	200	U	N3-C2-O2	-6.14	117.90	122.20
26	14	747	U	C6-N1-C2	6.14	124.69	121.00
26	14	783	A	C4-C5-C6	6.14	120.07	117.00
26	1H	129	C	C4-C5-C6	6.14	120.47	117.40
31	31	95	ARG	NE-CZ-NH1	-6.14	117.23	120.30
1	1G	545	C	O5'-P-OP2	-6.14	100.17	105.70
26	1H	335	C	C5-C6-N1	6.14	124.07	121.00
26	1H	680	G	C5-C6-O6	-6.14	124.92	128.60

Continued on next page...

Continued from previous page...

Mol	Chain	Res	Type	Atoms	Z	Observed(°)	Ideal(°)
26	1H	683	C	N3-C4-N4	6.14	122.30	118.00
26	14	199	A	N9-C4-C5	6.14	108.26	105.80
26	14	1309	G	O5'-P-OP1	6.14	118.07	110.70
26	14	1950	G	N1-C2-N2	6.14	121.73	116.20
26	14	2068	U	OP2-P-O3'	-6.14	91.69	105.20
26	1H	1925	C	N1-C2-O2	-6.14	115.22	118.90
39	98	9	LYS	N-CA-C	-6.14	94.43	111.00
26	14	531	C	C6-N1-C2	6.14	122.75	120.30
26	14	1378	A	C6-N1-C2	6.14	122.28	118.60
26	14	2430	A	C8-N9-C1'	6.14	138.75	127.70
1	13	906	G	C5-C6-O6	-6.14	124.92	128.60
1	13	1065	U	P-O3'-C3'	6.14	127.06	119.70
26	1H	1204	A	N7-C8-N9	6.14	116.87	113.80
26	1H	1817	G	N1-C2-N2	-6.14	110.68	116.20
26	1H	2013	A	O5'-P-OP1	6.14	118.06	110.70
26	14	918	A	O5'-P-OP2	6.14	118.06	110.70
26	14	1145	C	C6-N1-C2	-6.14	117.84	120.30
1	13	943	U	N3-C2-O2	6.13	126.49	122.20
1	13	968	A	C5-C6-N6	-6.13	118.79	123.70
26	1H	705	A	C4-C5-N7	6.13	113.77	110.70
26	1H	1030	G	N1-C6-O6	-6.13	116.22	119.90
26	1H	2436	G	C2-N3-C4	6.13	114.97	111.90
1	1G	953	G	N1-C6-O6	-6.13	116.22	119.90
26	14	1384	A	N9-C4-C5	6.13	108.25	105.80
1	13	1201	A	N1-C6-N6	6.13	122.28	118.60
26	1H	179	G	N7-C8-N9	-6.13	110.03	113.10
26	1H	1417	C	C4-C5-C6	6.13	120.47	117.40
27	16	7	G	C4-C5-N7	6.13	113.25	110.80
49	F5	36	GLY	N-CA-C	6.13	128.43	113.10
26	1H	534	U	OP2-P-O3'	6.13	118.69	105.20
26	1H	1639	U	O5'-P-OP1	6.13	118.06	110.70
23	2L	21	U	C6-N1-C2	-6.13	117.32	121.00
1	13	857	C	N3-C4-C5	-6.13	119.45	121.90
1	13	1504	G	N1-C6-O6	6.13	123.58	119.90
26	1H	1698	A	C6-C5-N7	-6.13	128.01	132.30
26	1H	2304	G	OP1-P-O3'	6.13	118.68	105.20
26	1H	2690	C	C5-C6-N1	-6.13	117.94	121.00
43	D8	49	THR	C-N-CD	6.13	141.27	128.40
26	14	416	C	N3-C4-C5	6.13	124.35	121.90
1	13	1052	U	N1-C2-O2	6.13	127.09	122.80
26	1H	515	A	O4'-C1'-N9	6.13	113.10	108.20
26	1H	1567	A	OP1-P-O3'	6.13	118.68	105.20

Continued on next page...

Continued from previous page...

Mol	Chain	Res	Type	Atoms	Z	Observed(°)	Ideal(°)
26	1H	2011	U	O5'-P-OP2	6.13	118.05	110.70
42	C8	92	ARG	NE-CZ-NH1	6.13	123.36	120.30
26	14	141(A)	C	OP2-P-O3'	6.13	118.68	105.20
26	14	2377	A	N3-C4-C5	6.13	131.09	126.80
26	14	2382	G	C6-C5-N7	-6.13	126.72	130.40
26	1H	2530	A	N1-C6-N6	6.12	122.28	118.60
26	14	2328	A	C6-C5-N7	-6.12	128.01	132.30
26	1H	846	C	OP2-P-O3'	-6.12	91.73	105.20
26	1H	947	G	N1-C6-O6	-6.12	116.23	119.90
26	1H	1818	U	C4-C5-C6	-6.12	116.03	119.70
26	1H	1904	G	OP2-P-O3'	6.12	118.67	105.20
26	14	703	U	C6-N1-C2	-6.12	117.33	121.00
26	14	1248	G	OP1-P-OP2	-6.12	110.41	119.60
26	14	2301	C	C5-C6-N1	6.12	124.06	121.00
26	14	2430	A	OP1-P-OP2	-6.12	110.42	119.60
26	14	2713	A	OP1-P-OP2	6.12	128.78	119.60
1	13	264	U	N3-C4-O4	6.12	123.69	119.40
1	13	970	C	OP2-P-O3'	6.12	118.67	105.20
26	1H	681	G	N7-C8-N9	-6.12	110.04	113.10
26	14	307	G	C4-C5-C6	6.12	122.47	118.80
26	14	1277	G	OP1-P-OP2	6.12	128.78	119.60
26	1H	1348	G	O5'-P-OP2	6.12	118.04	110.70
26	1H	2060	A	C4-C5-C6	-6.12	113.94	117.00
27	16	19	G	N3-C4-C5	6.12	131.66	128.60
27	16	105	G	N3-C4-N9	6.12	129.67	126.00
26	14	624	C	N1-C2-O2	-6.12	115.23	118.90
26	14	2581	G	N3-C2-N2	6.12	124.18	119.90
26	1H	103	A	N7-C8-N9	-6.12	110.74	113.80
26	1H	1369	G	N3-C4-N9	6.12	129.67	126.00
26	14	1902	C	O5'-P-OP2	6.12	118.04	110.70
26	1H	1776	G	C6-C5-N7	-6.12	126.73	130.40
26	1H	1799	G	P-O3'-C3'	6.12	127.04	119.70
26	14	871	U	OP1-P-O3'	6.12	118.66	105.20
1	13	510	A	C8-N9-C4	-6.12	103.35	105.80
1	13	548	G	O5'-P-OP2	-6.12	100.20	105.70
26	1H	178	G	C8-N9-C4	6.12	108.85	106.40
26	1H	734	A	C5-C6-N6	6.12	128.59	123.70
26	1H	990	A	N7-C8-N9	6.12	116.86	113.80
26	1H	1326	U	N1-C2-O2	6.12	127.08	122.80
26	1H	1398	C	OP2-P-O3'	6.12	118.65	105.20
1	1G	320	C	C6-N1-C2	6.12	122.75	120.30
1	13	47	C	C4-C5-C6	6.11	120.46	117.40

Continued on next page...

Continued from previous page...

Mol	Chain	Res	Type	Atoms	Z	Observed(°)	Ideal(°)
26	1H	2286	A	N7-C8-N9	6.11	116.86	113.80
27	16	44	G	N9-C4-C5	6.11	107.85	105.40
26	14	144	C	C2-N3-C4	-6.11	116.84	119.90
26	14	864	G	OP1-P-OP2	-6.11	110.43	119.60
26	14	916	G	O5'-P-OP2	6.11	118.04	110.70
27	1J	27	C	C2-N3-C4	6.11	122.96	119.90
1	13	668	G	O5'-P-OP1	-6.11	100.20	105.70
26	1H	972	G	O5'-P-OP1	6.11	118.03	110.70
26	1H	2064	C	C5-C4-N4	6.11	124.48	120.20
1	1G	532	A	O4'-C1'-N9	6.11	113.09	108.20
1	13	566	G	N3-C4-N9	6.11	129.67	126.00
26	1H	116	C	N3-C2-O2	6.11	126.18	121.90
26	1H	197	A	C2-N3-C4	-6.11	107.55	110.60
26	1H	2447	G	N1-C2-N2	6.11	121.70	116.20
26	1H	2596	U	C2-N3-C4	-6.11	123.33	127.00
27	16	44	G	N1-C6-O6	-6.11	116.23	119.90
26	14	2005	A	N7-C8-N9	-6.11	110.75	113.80
26	1H	1466	G	OP2-P-O3'	6.11	118.64	105.20
26	14	704	G	C5-C6-O6	-6.11	124.93	128.60
1	13	1487	G	C5-C6-O6	6.11	132.26	128.60
26	1H	2316	C	O5'-P-OP2	6.11	118.03	110.70
27	1J	22	U	C6-N1-C2	-6.11	117.33	121.00
26	1H	1337	G	OP1-P-O3'	6.11	118.63	105.20
26	1H	1369	G	C5-N7-C8	6.11	107.35	104.30
26	1H	1401	G	N9-C4-C5	6.11	107.84	105.40
26	1H	1817	G	C5-C6-O6	6.11	132.26	128.60
26	1H	2426	A	N9-C4-C5	-6.11	103.36	105.80
1	1G	355	C	N3-C4-N4	-6.11	113.73	118.00
26	14	115	C	O5'-P-OP1	-6.11	100.21	105.70
26	14	1011	G	C8-N9-C4	6.11	108.84	106.40
26	14	2726	U	N1-C2-O2	6.11	127.07	122.80
26	1H	1624	G	N3-C2-N2	6.10	124.17	119.90
26	1H	2402	C	N1-C2-O2	6.10	122.56	118.90
26	1H	2746	U	OP2-P-O3'	6.10	118.63	105.20
26	1H	2763	G	C8-N9-C4	6.10	108.84	106.40
27	16	47	C	N3-C4-C5	6.10	124.34	121.90
26	14	1678	G	N1-C6-O6	6.10	123.56	119.90
26	14	2777	G	C6-C5-N7	-6.10	126.74	130.40
26	1H	104	U	C5-C6-N1	-6.10	119.65	122.70
26	1H	2525	G	N9-C4-C5	-6.10	102.96	105.40
26	14	866	A	C8-N9-C1'	-6.10	116.72	127.70
26	14	988	A	O5'-P-OP1	-6.10	100.21	105.70

Continued on next page...

Continued from previous page...

Mol	Chain	Res	Type	Atoms	Z	Observed(°)	Ideal(°)
26	14	1011	G	N7-C8-N9	-6.10	110.05	113.10
4	3E	11	LEU	CA-CB-CG	6.10	129.33	115.30
1	1G	1432	G	C6-C5-N7	-6.10	126.74	130.40
33	59	171	LEU	N-CA-C	6.10	127.47	111.00
1	13	346	G	C4-C5-N7	6.10	113.24	110.80
1	13	1455	G	N3-C4-C5	6.10	131.65	128.60
26	1H	1771	C	C2-N3-C4	-6.10	116.85	119.90
26	1H	2822	G	C4-C5-N7	6.10	113.24	110.80
26	14	1409	C	OP1-P-OP2	6.10	128.75	119.60
26	14	1548	C	OP1-P-O3'	6.10	118.62	105.20
26	14	2594	C	N3-C4-N4	6.10	122.27	118.00
26	14	481	G	O4'-C1'-N9	6.10	113.08	108.20
26	14	922	U	OP1-P-O3'	6.10	118.61	105.20
26	14	1691	C	O5'-P-OP1	-6.10	100.21	105.70
26	1H	701	G	N3-C2-N2	-6.10	115.63	119.90
26	1H	996	A	C8-N9-C4	6.10	108.24	105.80
26	1H	1022	G	N3-C2-N2	-6.10	115.63	119.90
26	1H	1998	G	N7-C8-N9	-6.10	110.05	113.10
26	1H	242	G	N9-C4-C5	6.09	107.84	105.40
26	1H	308	G	C4-N9-C1'	6.09	134.42	126.50
26	1H	389	G	C8-N9-C4	6.09	108.84	106.40
26	1H	1622	G	N3-C2-N2	-6.09	115.63	119.90
26	1H	2638	G	C6-C5-N7	-6.09	126.74	130.40
26	14	465	G	OP1-P-OP2	-6.09	110.46	119.60
26	14	2731	G	C6-C5-N7	-6.09	126.74	130.40
26	1H	1166	C	O5'-P-OP2	6.09	118.01	110.70
26	1H	1259	G	OP1-P-OP2	-6.09	110.46	119.60
26	1H	1769	G	O5'-P-OP2	-6.09	100.22	105.70
26	1H	2296	U	N3-C4-O4	6.09	123.67	119.40
26	14	646	A	C8-N9-C4	-6.09	103.36	105.80
26	14	1972	A	OP2-P-O3'	6.09	118.60	105.20
26	14	666	G	C2-N3-C4	-6.09	108.85	111.90
26	14	1606	G	C5-C6-N1	6.09	114.55	111.50
26	14	1625	C	C5-C4-N4	6.09	124.46	120.20
1	13	1468	A	C5-C6-N1	6.09	120.75	117.70
24	3K	35	U	C5-C6-N1	6.09	125.75	122.70
26	1H	423	A	C8-N9-C4	6.09	108.24	105.80
26	1H	1936	A	N1-C6-N6	6.09	122.25	118.60
26	1H	2445	G	C5-C6-O6	6.09	132.25	128.60
26	14	552	G	C8-N9-C4	6.09	108.84	106.40
26	14	1138	G	C6-C5-N7	-6.09	126.75	130.40
1	13	903	G	N3-C4-C5	-6.09	125.56	128.60

Continued on next page...

Continued from previous page...

Mol	Chain	Res	Type	Atoms	Z	Observed(°)	Ideal(°)
1	13	1519	A	C5-C6-N6	6.09	128.57	123.70
26	1H	532	A	N1-C2-N3	6.09	132.34	129.30
26	1H	688	U	O5'-P-OP1	-6.09	100.22	105.70
26	1H	1231	G	C5-C6-O6	-6.09	124.95	128.60
26	1H	2318	G	C6-C5-N7	-6.09	126.75	130.40
26	1H	2430	A	C4-C5-C6	-6.09	113.96	117.00
26	1H	2574	G	C5-C6-O6	-6.09	124.95	128.60
26	14	139	G	C4-C5-N7	-6.09	108.36	110.80
26	14	310	A	O5'-P-OP1	-6.09	100.22	105.70
26	14	1241	A	C5-N7-C8	-6.09	100.86	103.90
26	14	2057	A	C5-C6-N6	-6.09	118.83	123.70
1	13	802	A	C5-N7-C8	-6.09	100.86	103.90
1	13	1260	C	C6-N1-C2	-6.09	117.86	120.30
26	1H	396	G	N1-C6-O6	6.09	123.55	119.90
26	1H	2689	U	N3-C4-C5	6.09	118.25	114.60
27	16	108	C	C4-C5-C6	6.09	120.44	117.40
26	14	134	C	C6-N1-C2	6.09	122.73	120.30
26	14	574	C	C5-C6-N1	-6.09	117.96	121.00
1	13	538	G	N3-C4-N9	6.08	129.65	126.00
26	1H	1954	G	C5-C6-N1	-6.08	108.46	111.50
26	14	306	U	N1-C2-O2	-6.08	118.54	122.80
26	14	462	C	O5'-P-OP2	-6.08	100.22	105.70
26	14	809	G	O5'-P-OP2	-6.08	100.23	105.70
26	14	1272	A	O5'-P-OP2	-6.08	100.22	105.70
26	14	1824	G	N9-C4-C5	6.08	107.83	105.40
26	14	2282	G	N3-C2-N2	-6.08	115.64	119.90
26	1H	834	C	N1-C2-O2	-6.08	115.25	118.90
26	1H	1604	C	N3-C2-O2	6.08	126.16	121.90
26	1H	1767	C	N3-C4-N4	-6.08	113.74	118.00
26	1H	2461	C	C2-N3-C4	-6.08	116.86	119.90
26	1H	2516	G	O5'-P-OP2	-6.08	100.23	105.70
4	32	135	LEU	CA-CB-CG	6.08	129.29	115.30
26	14	1725	G	C4-N9-C1'	6.08	134.41	126.50
26	14	1789	A	O5'-P-OP2	-6.08	100.23	105.70
26	14	2375	G	N7-C8-N9	-6.08	110.06	113.10
1	13	248	C	O5'-P-OP1	-6.08	100.23	105.70
26	1H	1899	G	OP2-P-O3'	6.08	118.58	105.20
26	14	2331	G	N9-C4-C5	-6.08	102.97	105.40
26	14	2585	U	N3-C4-C5	6.08	118.25	114.60
26	1H	684	G	C8-N9-C4	-6.08	103.97	106.40
26	1H	869	G	N3-C4-C5	-6.08	125.56	128.60
26	1H	1597	A	C2-N3-C4	-6.08	107.56	110.60

Continued on next page...

Continued from previous page...

Mol	Chain	Res	Type	Atoms	Z	Observed(°)	Ideal(°)
26	1H	1824	G	O5'-P-OP2	-6.08	100.23	105.70
26	1H	1932	A	N9-C4-C5	-6.08	103.37	105.80
27	16	12	C	N3-C2-O2	-6.08	117.64	121.90
26	14	2822	G	C8-N9-C1'	-6.08	119.10	127.00
26	14	762	U	N1-C2-O2	6.08	127.05	122.80
26	14	2870	C	C6-N1-C2	-6.08	117.87	120.30
26	1H	528	A	N1-C6-N6	6.08	122.25	118.60
26	1H	930	U	N3-C2-O2	-6.08	117.95	122.20
26	1H	1684	C	OP1-P-O3'	6.08	118.56	105.20
27	16	98	G	OP1-P-OP2	6.08	128.71	119.60
26	14	2278	A	N9-C4-C5	6.08	108.23	105.80
26	14	2523	G	N9-C4-C5	-6.08	102.97	105.40
1	13	1523	G	C5-C6-N1	6.07	114.54	111.50
26	14	1642	G	OP2-P-O3'	6.07	118.56	105.20
26	14	1646	C	OP1-P-O3'	6.07	118.56	105.20
26	1H	109	G	C4-C5-N7	-6.07	108.37	110.80
26	14	1950	G	O4'-C1'-N9	6.07	113.06	108.20
26	14	2584	U	N3-C2-O2	-6.07	117.95	122.20
1	13	1502	A	OP1-P-OP2	6.07	128.71	119.60
26	1H	840	C	C5-C6-N1	-6.07	117.96	121.00
26	1H	1360	A	N1-C6-N6	6.07	122.24	118.60
26	1H	1591	G	N1-C6-O6	-6.07	116.26	119.90
26	1H	1920	C	C2-N3-C4	6.07	122.94	119.90
26	1H	2518	A	N7-C8-N9	6.07	116.84	113.80
26	1H	122	G	C5-C6-O6	-6.07	124.96	128.60
26	1H	1764	G	C4-C5-N7	-6.07	108.37	110.80
26	1H	2303	G	OP1-P-O3'	6.07	118.55	105.20
27	16	80	U	C5-C4-O4	6.07	129.54	125.90
26	1H	179	G	C4-C5-C6	6.07	122.44	118.80
26	1H	1634	A	C4-C5-C6	6.07	120.03	117.00
26	1H	1969	A	OP1-P-O3'	6.07	118.55	105.20
26	14	1964	G	N3-C2-N2	6.07	124.15	119.90
26	1H	197	A	C5-N7-C8	-6.07	100.87	103.90
26	1H	1241	A	N7-C8-N9	6.07	116.83	113.80
26	1H	1487	G	OP1-P-O3'	6.07	118.54	105.20
26	1H	2231	C	N1-C2-O2	-6.07	115.26	118.90
26	14	788	A	O5'-P-OP1	-6.07	100.24	105.70
26	14	878	A	O4'-C1'-N9	6.07	113.05	108.20
26	14	1647	G	O5'-P-OP1	-6.07	100.24	105.70
1	13	1068	G	O5'-P-OP2	-6.06	100.24	105.70
26	1H	256	A	C6-C5-N7	-6.06	128.06	132.30
26	1H	1555	G	O5'-P-OP1	-6.06	100.24	105.70

Continued on next page...

Continued from previous page...

Mol	Chain	Res	Type	Atoms	Z	Observed(°)	Ideal(°)
26	14	1663	C	C6-N1-C2	6.06	122.72	120.30
26	1H	256	A	C4-C5-N7	6.06	113.73	110.70
26	1H	513	A	C4-N9-C1'	6.06	137.21	126.30
26	1H	2267	A	O5'-P-OP1	-6.06	100.24	105.70
26	1H	2393	A	C2-N3-C4	-6.06	107.57	110.60
26	14	1788	C	O5'-P-OP1	-6.06	100.24	105.70
26	14	2030	A	C5-C6-N6	-6.06	118.85	123.70
26	1H	420	C	C5-C4-N4	-6.06	115.96	120.20
26	1H	1228	G	C2-N3-C4	-6.06	108.87	111.90
26	14	1276	A	C4-C5-N7	6.06	113.73	110.70
26	1H	348	G	N1-C6-O6	6.06	123.53	119.90
26	1H	849	A	O5'-P-OP2	-6.06	100.25	105.70
26	1H	1210	A	N3-C4-N9	-6.06	122.55	127.40
26	1H	1968	G	C2-N3-C4	6.06	114.93	111.90
26	14	56	A	C2-N3-C4	-6.06	107.57	110.60
1	13	770	C	OP1-P-OP2	-6.06	110.51	119.60
26	1H	929	G	C8-N9-C4	6.06	108.82	106.40
26	1H	1270	C	C5-C6-N1	-6.06	117.97	121.00
26	14	74	A	N1-C6-N6	6.06	122.23	118.60
26	14	1432	C	N1-C2-O2	-6.06	115.27	118.90
1	13	268	C	O5'-P-OP2	6.06	117.97	110.70
1	13	538	G	OP1-P-OP2	6.06	128.68	119.60
26	1H	845	G	O4'-C1'-N9	6.06	113.04	108.20
26	1H	1606	G	N1-C6-O6	6.06	123.53	119.90
26	14	1863	G	O5'-P-OP2	-6.06	100.25	105.70
1	13	585	G	C8-N9-C4	6.05	108.82	106.40
1	13	1227	A	O5'-P-OP2	-6.05	100.25	105.70
26	1H	779	U	OP1-P-OP2	-6.05	110.52	119.60
26	1H	997	G	O5'-P-OP2	-6.05	100.25	105.70
26	1H	2069	G	N7-C8-N9	-6.05	110.07	113.10
26	1H	2278	A	C5-N7-C8	6.05	106.93	103.90
27	16	109	G	O5'-P-OP1	-6.05	100.25	105.70
26	14	1313	U	C2-N1-C1'	6.05	124.97	117.70
26	14	1617	C	C4-C5-C6	6.05	120.43	117.40
40	65	101	LEU	CA-CB-CG	6.05	129.22	115.30
26	14	1519	G	C4-C5-N7	-6.05	108.38	110.80
1	13	536	C	OP1-P-O3'	6.05	118.52	105.20
1	13	580	U	N1-C2-N3	6.05	118.53	114.90
26	1H	96	G	N1-C6-O6	6.05	123.53	119.90
26	1H	1192	G	O5'-P-OP2	-6.05	100.25	105.70
26	1H	1382	G	C5-N7-C8	-6.05	101.27	104.30
26	1H	1632	A	OP1-P-OP2	-6.05	110.52	119.60

Continued on next page...

Continued from previous page...

Mol	Chain	Res	Type	Atoms	Z	Observed(°)	Ideal(°)
26	14	2881	C	N1-C2-O2	-6.05	115.27	118.90
1	13	1348	U	C5-C4-O4	6.05	129.53	125.90
26	1H	832	G	N7-C8-N9	6.05	116.12	113.10
26	1H	1495	A	OP1-P-O3'	6.05	118.51	105.20
26	1H	2439	A	OP1-P-O3'	6.05	118.51	105.20
26	14	1999	C	C5-C4-N4	-6.05	115.97	120.20
26	1H	1031	G	C6-N1-C2	-6.05	121.47	125.10
1	1G	361	G	N1-C6-O6	6.05	123.53	119.90
1	13	365	U	C2-N1-C1'	6.05	124.96	117.70
26	1H	584	C	N1-C2-O2	-6.05	115.27	118.90
26	1H	2057	A	N1-C6-N6	6.05	122.23	118.60
26	14	1984	G	C8-N9-C4	6.05	108.82	106.40
26	14	2375	G	C5-C6-O6	-6.05	124.97	128.60
1	13	563	A	OP1-P-OP2	-6.04	110.53	119.60
26	1H	1282	U	C6-N1-C2	6.04	124.63	121.00
1	1G	799	G	OP2-P-O3'	6.04	118.50	105.20
1	1G	904	C	N1-C2-O2	-6.04	115.27	118.90
26	14	1270	C	C6-N1-C2	-6.04	117.88	120.30
26	14	1784	A	OP1-P-O3'	6.04	118.50	105.20
26	14	1968	G	N7-C8-N9	6.04	116.12	113.10
1	13	130	A	N1-C6-N6	6.04	122.23	118.60
1	13	751	U	O5'-P-OP1	-6.04	100.26	105.70
26	1H	684	G	C5-N7-C8	-6.04	101.28	104.30
26	1H	1526	G	N7-C8-N9	6.04	116.12	113.10
39	98	105	ARG	NE-CZ-NH2	6.04	123.32	120.30
1	1G	622	A	N1-C6-N6	-6.04	114.97	118.60
26	14	788	A	N1-C6-N6	6.04	122.23	118.60
26	14	1500	G	O5'-P-OP2	-6.04	100.26	105.70
26	1H	2577	A	C4-C5-C6	6.04	120.02	117.00
26	1H	2770	G	C5-C6-O6	-6.04	124.97	128.60
26	1H	2779	U	C5-C6-N1	-6.04	119.68	122.70
26	14	1363	C	N3-C4-N4	-6.04	113.77	118.00
26	14	2714	G	OP1-P-OP2	6.04	128.66	119.60
1	13	752	G	OP1-P-OP2	6.04	128.66	119.60
1	13	903	G	N1-C2-N2	-6.04	110.77	116.20
26	1H	1284	A	OP1-P-OP2	6.04	128.66	119.60
1	1G	969	A	O5'-P-OP2	-6.04	100.27	105.70
26	14	613	U	N3-C2-O2	-6.04	117.97	122.20
26	14	740	U	C2-N3-C4	6.04	130.62	127.00
26	14	1482	U	C6-N1-C1'	6.04	129.65	121.20
26	14	1933	G	OP1-P-OP2	6.04	128.66	119.60
26	14	2252	G	N3-C2-N2	6.04	124.13	119.90

Continued on next page...

Continued from previous page...

Mol	Chain	Res	Type	Atoms	Z	Observed(°)	Ideal(°)
26	14	2834	G	C6-C5-N7	-6.04	126.78	130.40
26	1H	575	A	N1-C2-N3	6.04	132.32	129.30
26	1H	2218	G	N1-C6-O6	6.04	123.52	119.90
26	1H	2554	U	N3-C4-O4	6.04	123.63	119.40
26	1H	2724	C	N3-C4-C5	-6.04	119.48	121.90
31	31	38	ARG	NE-CZ-NH2	-6.04	117.28	120.30
26	14	2777	G	C4-C5-N7	6.04	113.22	110.80
26	1H	2003	G	O5'-P-OP2	6.04	117.94	110.70
26	1H	2596	U	N1-C2-O2	-6.04	118.58	122.80
26	1H	1373	A	OP1-P-OP2	-6.03	110.55	119.60
26	1H	2827	C	N3-C4-N4	6.03	122.22	118.00
26	14	836	G	OP1-P-OP2	-6.03	110.55	119.60
26	1H	34	C	OP2-P-O3'	6.03	118.47	105.20
26	1H	2442	C	OP1-P-OP2	-6.03	110.55	119.60
26	1H	2597	G	OP2-P-O3'	6.03	118.47	105.20
23	2L	41	C	C6-N1-C2	-6.03	117.89	120.30
26	14	113	G	OP1-P-O3'	6.03	118.47	105.20
26	14	342	G	N1-C6-O6	6.03	123.52	119.90
26	14	826	U	N1-C2-N3	6.03	118.52	114.90
26	14	1321	A	N1-C6-N6	6.03	122.22	118.60
26	14	2430	A	O5'-P-OP1	-6.03	100.27	105.70
1	1G	307	C	O5'-P-OP1	-6.03	100.27	105.70
1	13	833	U	C2-N1-C1'	-6.03	110.47	117.70
27	16	7	G	C5-N7-C8	-6.03	101.29	104.30
1	13	1503	A	C8-N9-C4	6.03	108.21	105.80
26	1H	693	C	OP2-P-O3'	6.03	118.45	105.20
26	1H	1691	C	OP1-P-O3'	6.03	118.46	105.20
26	1H	1806	C	C6-N1-C2	6.03	122.71	120.30
26	14	252	G	C4-C5-N7	-6.03	108.39	110.80
26	14	2473	U	N3-C2-O2	-6.03	117.98	122.20
26	1H	2621	A	C2-N3-C4	-6.02	107.59	110.60
1	1G	230	G	N3-C4-N9	-6.02	122.39	126.00
26	14	2031	A	C5-N7-C8	-6.02	100.89	103.90
26	1H	864	G	N3-C2-N2	6.02	124.11	119.90
26	1H	1839	G	O5'-P-OP2	-6.02	100.28	105.70
29	11	37	LEU	CB-CG-CD2	-6.02	100.76	111.00
26	14	201	C	OP1-P-OP2	6.02	128.63	119.60
26	14	2422	A	O5'-P-OP2	-6.02	100.28	105.70
26	14	2501	C	N1-C2-O2	-6.02	115.29	118.90
26	14	2698	U	C2-N1-C1'	6.02	124.93	117.70
1	13	1508	G	O5'-P-OP1	6.02	117.92	110.70
26	1H	1811	G	N9-C4-C5	6.02	107.81	105.40

Continued on next page...

Continued from previous page...

Mol	Chain	Res	Type	Atoms	Z	Observed(°)	Ideal(°)
26	1H	1882	C	C6-N1-C2	-6.02	117.89	120.30
26	1H	2548	G	N3-C2-N2	6.02	124.11	119.90
26	14	761	A	C8-N9-C4	6.02	108.21	105.80
26	14	2329	G	C8-N9-C1'	-6.02	119.17	127.00
26	14	2330	G	C5-C6-O6	-6.02	124.99	128.60
26	14	2359	C	O5'-P-OP2	-6.02	100.28	105.70
26	1H	391	G	C6-C5-N7	-6.02	126.79	130.40
26	1H	866	A	C6-C5-N7	-6.02	128.09	132.30
26	1H	1928	A	C5-C6-N1	6.02	120.71	117.70
26	14	1290	C	OP1-P-OP2	6.02	128.63	119.60
26	14	2509	G	O5'-P-OP1	-6.02	100.28	105.70
1	13	574	A	O5'-P-OP2	6.02	117.92	110.70
26	1H	302	C	O5'-P-OP2	-6.02	100.28	105.70
26	1H	416	C	N3-C4-N4	-6.02	113.79	118.00
26	1H	1357	U	O5'-P-OP1	-6.02	100.29	105.70
1	1G	791	G	OP2-P-O3'	6.02	118.44	105.20
26	14	2060	A	N9-C4-C5	6.02	108.21	105.80
26	1H	784	A	O5'-P-OP2	6.01	117.92	110.70
26	1H	1378	A	N7-C8-N9	6.01	116.81	113.80
26	1H	2307	G	N1-C6-O6	6.01	123.51	119.90
27	1J	90	C	OP1-P-OP2	-6.01	110.58	119.60
1	1G	11	G	O5'-P-OP2	6.01	117.92	110.70
26	14	1970	A	O5'-P-OP2	-6.01	100.29	105.70
26	1H	187	G	N1-C2-N2	-6.01	110.79	116.20
26	1H	1457	A	C8-N9-C4	6.01	108.20	105.80
26	1H	1670	C	N1-C2-O2	-6.01	115.29	118.90
50	K8	35	LEU	CA-CB-CG	6.01	129.13	115.30
26	14	1237	A	C8-N9-C4	-6.01	103.39	105.80
26	14	2439	A	C5'-C4'-O4'	-6.01	101.89	109.10
26	1H	307	G	C2-N3-C4	6.01	114.90	111.90
26	1H	489	G	N3-C4-C5	6.01	131.60	128.60
26	1H	1939	U	C2-N3-C4	-6.01	123.39	127.00
26	1H	2012	G	N1-C2-N3	6.01	127.51	123.90
26	14	819	A	OP2-P-O3'	6.01	118.42	105.20
26	14	1619	G	OP1-P-OP2	6.01	128.61	119.60
26	14	1633	G	N7-C8-N9	6.01	116.10	113.10
26	14	2340	G	C8-N9-C4	6.01	108.80	106.40
26	1H	2256	G	N3-C2-N2	6.01	124.11	119.90
26	14	137	C	N3-C4-N4	6.01	122.21	118.00
23	2L	76	C	N1-C2-O2	-6.01	115.30	118.90
26	1H	832	G	OP1-P-O3'	6.00	118.41	105.20
1	1G	1357	A	N7-C8-N9	6.00	116.80	113.80

Continued on next page...

Continued from previous page...

Mol	Chain	Res	Type	Atoms	Z	Observed(°)	Ideal(°)
26	14	1210	A	N7-C8-N9	6.00	116.80	113.80
1	13	423	G	C2-N3-C4	6.00	114.90	111.90
26	14	1646	C	C5-C6-N1	-6.00	118.00	121.00
1	13	832	C	C4-C5-C6	6.00	120.40	117.40
23	2K	15	G	C5-C6-N1	-6.00	108.50	111.50
26	1H	1380	G	C8-N9-C4	6.00	108.80	106.40
26	1H	1408	C	C5-C4-N4	-6.00	116.00	120.20
26	1H	2323	G	O4'-C1'-N9	-6.00	103.40	108.20
26	14	327	G	C5-C6-O6	-6.00	125.00	128.60
26	14	766	C	C4-C5-C6	6.00	120.40	117.40
26	14	808	G	N3-C4-N9	6.00	129.60	126.00
26	14	1210	A	N1-C6-N6	6.00	122.20	118.60
26	14	1378	A	N1-C2-N3	-6.00	126.30	129.30
26	14	2065	C	N3-C2-O2	-6.00	117.70	121.90
1	13	1498	U	C2-N1-C1'	6.00	124.90	117.70
26	1H	188	G	OP1-P-OP2	6.00	128.60	119.60
26	1H	331	A	N1-C2-N3	6.00	132.30	129.30
26	1H	551	G	C8-N9-C4	6.00	108.80	106.40
26	1H	1780	A	C2-N3-C4	-6.00	107.60	110.60
26	14	2569	G	C5-C6-N1	6.00	114.50	111.50
26	14	2741	A	C8-N9-C4	6.00	108.20	105.80
1	13	1475	G	N7-C8-N9	6.00	116.10	113.10
26	1H	439	G	OP1-P-O3'	6.00	118.39	105.20
26	1H	832	G	C5-N7-C8	-6.00	101.30	104.30
26	14	228	A	C4-C5-N7	6.00	113.70	110.70
26	14	681	G	N3-C4-N9	6.00	129.60	126.00
26	14	801	G	C8-N9-C1'	6.00	134.80	127.00
26	14	1193	G	C8-N9-C4	6.00	108.80	106.40
26	14	1233	C	C6-N1-C2	-6.00	117.90	120.30
26	14	1520	U	O5'-P-OP2	-6.00	100.30	105.70
26	14	1558	A	P-O3'-C3'	6.00	126.89	119.70
26	14	2607	G	N1-C2-N2	-6.00	110.80	116.20
1	13	699	C	C2-N3-C4	-6.00	116.90	119.90
26	1H	1035	U	N3-C4-O4	-6.00	115.20	119.40
1	13	353	A	C8-N9-C4	-5.99	103.40	105.80
26	1H	179	G	N1-C2-N3	5.99	127.50	123.90
26	1H	1374	G	OP1-P-OP2	-5.99	110.61	119.60
14	5A	28	GLY	N-CA-C	5.99	128.08	113.10
26	14	925	C	O5'-P-OP2	-5.99	100.31	105.70
26	14	2379	G	C6-C5-N7	-5.99	126.80	130.40
26	1H	836	G	OP1-P-OP2	-5.99	110.61	119.60
26	1H	1499	C	OP1-P-OP2	5.99	128.59	119.60

Continued on next page...

Continued from previous page...

Mol	Chain	Res	Type	Atoms	Z	Observed(°)	Ideal(°)
1	1G	814	A	N1-C6-N6	5.99	122.19	118.60
26	14	2430	A	C6-C5-N7	-5.99	128.11	132.30
26	1H	837	C	O5'-P-OP1	-5.99	100.31	105.70
26	1H	1396	U	OP1-P-OP2	5.99	128.59	119.60
26	1H	2443	C	N1-C2-N3	5.99	123.39	119.20
34	61	131	LYS	C-N-CD	-5.99	107.42	120.60
26	14	817	C	C2-N3-C4	5.99	122.90	119.90
1	13	677	U	N1-C2-O2	-5.99	118.61	122.80
1	13	1354	C	N3-C2-O2	-5.99	117.71	121.90
2	1E	187	LEU	CA-CB-CG	5.99	129.07	115.30
26	1H	1142(A)	A	C5-C6-N1	-5.99	114.71	117.70
26	1H	1641	A	OP1-P-OP2	-5.99	110.62	119.60
26	14	1251	C	N3-C4-C5	-5.99	119.50	121.90
26	14	1427	A	C6-N1-C2	-5.99	115.01	118.60
26	14	2456	C	N3-C4-C5	-5.99	119.50	121.90
1	13	806	C	N1-C2-O2	5.99	122.49	118.90
1	13	1530	G	N3-C4-N9	-5.99	122.41	126.00
26	1H	38	A	C2-N3-C4	5.99	113.59	110.60
26	1H	444	C	O5'-P-OP1	5.99	117.89	110.70
33	51	10	PRO	N-CA-C	5.99	127.67	112.10
1	13	1335	C	C5-C6-N1	-5.99	118.01	121.00
26	1H	122	G	C6-C5-N7	-5.99	126.81	130.40
26	1H	557	U	C5-C6-N1	-5.99	119.71	122.70
26	1H	848	G	O5'-P-OP1	5.99	117.88	110.70
26	1H	1520	U	C6-N1-C2	-5.99	117.41	121.00
26	1H	1919	A	O4'-C1'-N9	-5.99	103.41	108.20
26	14	1029	A	N1-C6-N6	5.99	122.19	118.60
26	14	1208	C	O5'-P-OP1	-5.99	100.31	105.70
26	14	1376	C	O5'-P-OP1	-5.99	100.31	105.70
26	14	1506	C	C6-N1-C2	-5.99	117.91	120.30
26	14	1817	G	N1-C6-O6	-5.99	116.31	119.90
26	14	2578	G	O5'-P-OP1	-5.99	100.31	105.70
26	14	137(A)	G	N1-C6-O6	5.98	123.49	119.90
26	1H	2618	G	C4-C5-N7	-5.98	108.41	110.80
1	1G	1301	U	N1-C2-O2	5.98	126.99	122.80
23	2L	17	C	N1-C2-O2	5.98	122.49	118.90
26	14	226	G	O4'-C1'-N9	5.98	112.99	108.20
26	14	575	A	O5'-P-OP1	-5.98	100.32	105.70
26	14	609	A	N1-C6-N6	5.98	122.19	118.60
1	13	1158	C	C6-N1-C2	-5.98	117.91	120.30
26	14	2394	C	OP1-P-O3'	5.98	118.36	105.20
26	14	2521	C	OP1-P-OP2	5.98	128.57	119.60

Continued on next page...

Continued from previous page...

Mol	Chain	Res	Type	Atoms	Z	Observed(°)	Ideal(°)
26	1H	976	C	N3-C4-C5	-5.98	119.51	121.90
27	16	33	G	N1-C6-O6	-5.98	116.31	119.90
26	14	179	G	N7-C8-N9	-5.98	110.11	113.10
26	14	1021	A	C5-N7-C8	-5.98	100.91	103.90
1	13	1412	C	N1-C2-O2	-5.98	115.31	118.90
26	1H	231	C	N1-C2-O2	-5.98	115.31	118.90
26	1H	940	G	C5-C6-O6	-5.98	125.01	128.60
26	14	1216	G	OP2-P-O3'	-5.98	92.05	105.20
26	14	1835	G	OP2-P-O3'	5.98	118.35	105.20
26	14	2896	C	C6-N1-C2	-5.98	117.91	120.30
26	1H	970	C	N3-C4-N4	5.98	122.18	118.00
27	1J	71	C	C2-N1-C1'	5.98	125.37	118.80
1	13	886	G	C5-C6-O6	5.97	132.18	128.60
26	1H	190	A	C4-C5-N7	5.97	113.69	110.70
26	1H	250	G	C8-N9-C4	-5.97	104.01	106.40
26	1H	2244	U	C5-C6-N1	-5.97	119.71	122.70
26	1H	2284	C	N1-C2-O2	-5.97	115.31	118.90
26	1H	2368	C	N1-C2-O2	5.97	122.48	118.90
26	14	1353	A	N1-C6-N6	-5.97	115.02	118.60
26	14	1519	G	O5'-P-OP1	-5.97	100.32	105.70
30	29	61	ARG	C-N-CD	-5.97	107.46	120.60
50	G5	42	GLY	N-CA-C	-5.97	98.17	113.10
1	13	1221	G	OP2-P-O3'	5.97	118.34	105.20
26	1H	199	A	C6-C5-N7	5.97	136.48	132.30
26	1H	928	G	C5-C6-O6	-5.97	125.02	128.60
26	1H	1195	G	O4'-C1'-N9	-5.97	103.42	108.20
26	14	2286	A	N7-C8-N9	5.97	116.79	113.80
27	1J	61	G	C8-N9-C4	-5.97	104.01	106.40
1	13	47	C	C5-C6-N1	-5.97	118.01	121.00
26	14	1923	U	C6-N1-C2	-5.97	117.42	121.00
26	1H	528	A	C4-C5-N7	5.97	113.69	110.70
26	1H	921	G	C2-N3-C4	5.97	114.89	111.90
26	1H	1562	A	N9-C4-C5	-5.97	103.41	105.80
26	1H	2402	C	C2-N1-C1'	5.97	125.37	118.80
26	14	502	A	C2-N3-C4	-5.97	107.61	110.60
26	14	1644	C	C2-N1-C1'	5.97	125.37	118.80
26	1H	1355	G	N7-C8-N9	5.97	116.08	113.10
26	1H	1815	A	C6-N1-C2	-5.97	115.02	118.60
26	1H	2503	A	O5'-P-OP1	5.97	117.86	110.70
1	1G	1499	A	N7-C8-N9	-5.97	110.82	113.80
1	13	1402	C	C5-C4-N4	5.97	124.38	120.20
26	1H	500	G	OP1-P-OP2	5.97	128.55	119.60

Continued on next page...

Continued from previous page...

Mol	Chain	Res	Type	Atoms	Z	Observed(°)	Ideal(°)
26	1H	702	G	C5-C6-N1	-5.97	108.52	111.50
26	1H	786	C	N3-C4-C5	5.97	124.29	121.90
26	1H	826	U	N1-C2-N3	5.97	118.48	114.90
26	1H	1369	G	N3-C4-C5	-5.97	125.62	128.60
1	1G	1358	U	O4'-C1'-N1	5.97	112.97	108.20
26	14	1992	G	N9-C4-C5	5.97	107.79	105.40
26	14	2560	C	OP1-P-OP2	5.97	128.55	119.60
26	1H	145	G	O5'-P-OP2	-5.96	100.33	105.70
26	1H	820	A	C2-N3-C4	-5.96	107.62	110.60
26	1H	1495	A	N1-C6-N6	-5.96	115.02	118.60
26	1H	2436	G	C5-C6-N1	5.96	114.48	111.50
26	1H	2510	C	C5-C6-N1	-5.96	118.02	121.00
26	1H	2598	A	OP2-P-O3'	5.96	118.32	105.20
26	14	2326	C	O5'-P-OP1	-5.96	100.33	105.70
26	1H	936	C	N3-C4-C5	5.96	124.28	121.90
1	1G	1453	G	O4'-C1'-N9	5.96	112.97	108.20
26	14	506	G	C5-C6-O6	-5.96	125.02	128.60
26	14	2363	C	C5-C4-N4	-5.96	116.03	120.20
26	1H	474	G	C8-N9-C4	-5.96	104.02	106.40
26	1H	1365	A	C5-C6-N1	-5.96	114.72	117.70
26	1H	2330	G	N1-C2-N3	5.96	127.48	123.90
26	1H	2587	A	N9-C4-C5	5.96	108.19	105.80
26	14	1308	A	C4-C5-C6	5.96	119.98	117.00
26	14	2755	C	C6-N1-C2	-5.96	117.92	120.30
26	14	2776	A	N7-C8-N9	5.96	116.78	113.80
26	14	133	C	C6-N1-C2	5.96	122.68	120.30
26	1H	2817	G	N3-C4-C5	-5.96	125.62	128.60
26	14	210	C	C2-N3-C4	-5.96	116.92	119.90
26	14	914	C	OP1-P-O3'	5.96	118.31	105.20
26	14	1322	A	OP2-P-O3'	5.96	118.31	105.20
1	13	523	A	OP1-P-O3'	5.96	118.30	105.20
1	13	888	G	C8-N9-C4	5.96	108.78	106.40
26	1H	1904	G	C5-C6-O6	-5.96	125.03	128.60
26	1H	1955	U	O5'-P-OP2	-5.96	100.34	105.70
26	1H	2007	C	C2-N3-C4	-5.96	116.92	119.90
26	1H	2525	G	N1-C6-O6	5.96	123.47	119.90
26	1H	2682	U	O5'-P-OP2	-5.96	100.34	105.70
26	14	205	G	N3-C4-N9	5.96	129.57	126.00
26	14	620	G	O5'-P-OP2	-5.96	100.34	105.70
26	14	955	C	C6-N1-C1'	5.96	127.95	120.80
26	14	1204	A	N1-C2-N3	5.96	132.28	129.30
26	14	2489	G	C4-C5-N7	5.96	113.18	110.80

Continued on next page...

Continued from previous page...

Mol	Chain	Res	Type	Atoms	Z	Observed(°)	Ideal(°)
26	14	2854	G	O5'-P-OP2	5.96	117.85	110.70
26	1H	415	A	O5'-P-OP2	-5.96	100.34	105.70
39	98	10	LEU	CA-CB-CG	5.96	129.00	115.30
26	14	184	C	N3-C4-C5	5.96	124.28	121.90
26	14	2502	G	N3-C4-C5	-5.96	125.62	128.60
26	1H	1133	U	O4'-C1'-N1	5.95	112.96	108.20
26	1H	1407	C	OP1-P-O3'	5.95	118.30	105.20
26	1H	1698	A	N1-C6-N6	5.95	122.17	118.60
26	1H	1888	G	N3-C4-N9	5.95	129.57	126.00
26	1H	2416	C	OP2-P-O3'	5.95	118.30	105.20
26	1H	2699	C	C5-C4-N4	-5.95	116.03	120.20
1	1G	971	G	O5'-P-OP1	5.95	117.84	110.70
26	14	195	A	C2-N3-C4	-5.95	107.62	110.60
26	1H	1403	C	O5'-P-OP1	-5.95	100.34	105.70
26	1H	1917	U	N3-C4-O4	-5.95	115.23	119.40
26	14	2255	G	O5'-P-OP2	-5.95	100.34	105.70
26	14	2496	C	OP1-P-O3'	5.95	118.29	105.20
26	14	2585	U	N1-C2-O2	5.95	126.97	122.80
1	13	974	A	C4-C5-C6	5.95	119.97	117.00
26	1H	1950	G	N1-C2-N3	5.95	127.47	123.90
22	1L	3	G	P-O3'-C3'	5.95	126.84	119.70
26	14	784	A	O4'-C1'-N9	5.95	112.96	108.20
26	1H	72	U	C5-C4-O4	-5.95	122.33	125.90
26	1H	1630(A)	C	O5'-P-OP1	-5.95	100.35	105.70
26	14	2064	C	O5'-P-OP2	-5.95	100.35	105.70
26	14	2822	G	C4-C5-C6	5.95	122.37	118.80
1	13	943	U	O5'-P-OP1	-5.95	100.35	105.70
26	1H	149	A	C8-N9-C4	-5.95	103.42	105.80
26	1H	2593	U	N3-C4-C5	5.95	118.17	114.60
1	13	720	C	C6-N1-C2	-5.95	117.92	120.30
19	AI	41	VAL	C-N-CA	5.95	146.97	122.00
26	1H	372	G	O4'-C1'-N9	5.95	112.96	108.20
26	1H	691	C	C5-C4-N4	-5.95	116.04	120.20
26	1H	1764	G	C5-C6-O6	5.95	132.17	128.60
26	1H	2458	G	N1-C2-N2	5.95	121.55	116.20
26	14	833	U	N3-C2-O2	5.95	126.36	122.20
26	14	1528	A	C8-N9-C4	-5.95	103.42	105.80
26	14	2064	C	OP1-P-OP2	5.95	128.52	119.60
18	9A	31	LEU	CA-CB-CG	5.94	128.97	115.30
26	1H	1845	G	O5'-P-OP2	5.94	117.83	110.70
1	1G	537	G	C5-C6-O6	-5.94	125.03	128.60
1	1G	699	C	C6-N1-C2	-5.94	117.92	120.30

Continued on next page...

Continued from previous page...

Mol	Chain	Res	Type	Atoms	Z	Observed(°)	Ideal(°)
26	14	1976	U	C6-N1-C2	-5.94	117.44	121.00
26	1H	2312	U	O5'-P-OP1	-5.94	100.35	105.70
26	1H	2326	C	OP1-P-OP2	5.94	128.51	119.60
1	1G	108	G	N9-C4-C5	-5.94	103.02	105.40
26	14	733	G	N3-C2-N2	5.94	124.06	119.90
26	14	1517	G	OP1-P-O3'	5.94	118.27	105.20
27	1J	27	C	C5-C6-N1	5.94	123.97	121.00
26	1H	2594	C	N3-C4-N4	5.94	122.16	118.00
26	14	2066	C	C5-C4-N4	-5.94	116.04	120.20
26	1H	915	C	OP1-P-OP2	-5.94	110.69	119.60
26	1H	1229(A)	G	C2-N3-C4	-5.94	108.93	111.90
26	1H	2083	G	N1-C6-O6	5.94	123.46	119.90
26	1H	2508	G	C8-N9-C1'	5.94	134.72	127.00
26	1H	2770	G	N1-C6-O6	5.94	123.46	119.90
27	16	101	A	C2-N3-C4	-5.94	107.63	110.60
26	14	1254	A	C5-C6-N6	-5.94	118.95	123.70
26	14	2575	C	C2-N3-C4	5.94	122.87	119.90
1	13	1299	A	N7-C8-N9	5.94	116.77	113.80
26	1H	598	G	C5-C6-O6	-5.93	125.04	128.60
26	1H	880	G	C8-N9-C4	-5.93	104.03	106.40
26	1H	1932	A	C5-C6-N6	-5.93	118.95	123.70
1	1G	45	U	C5-C6-N1	-5.93	119.73	122.70
26	14	1676	A	OP1-P-OP2	-5.93	110.70	119.60
1	13	310	G	N3-C4-C5	5.93	131.57	128.60
26	1H	974(A)	C	N3-C4-N4	-5.93	113.85	118.00
26	1H	1357	U	OP1-P-OP2	5.93	128.50	119.60
26	1H	2490	G	N3-C2-N2	5.93	124.05	119.90
1	1G	1511	G	N1-C6-O6	5.93	123.46	119.90
26	14	1269	A	C5-C6-N1	-5.93	114.73	117.70
41	75	6	LEU	CA-CB-CG	5.93	128.94	115.30
26	1H	2441	C	C5-C6-N1	-5.93	118.03	121.00
26	14	129	C	C4-C5-C6	5.93	120.37	117.40
26	14	184	C	C2-N3-C4	-5.93	116.94	119.90
1	13	640	A	O5'-P-OP1	-5.93	100.36	105.70
1	13	1505	G	C8-N9-C1'	5.93	134.71	127.00
26	1H	1282	U	C5-C4-O4	-5.93	122.34	125.90
26	1H	1534	G	C4-N9-C1'	5.93	134.21	126.50
26	1H	1825	A	C4-C5-N7	-5.93	107.73	110.70
37	78	15	ARG	CA-C-N	-5.93	104.16	117.20
26	14	1241	A	N3-C4-C5	5.93	130.95	126.80
26	14	1816	G	O5'-P-OP2	5.93	117.82	110.70
26	14	2053	G	C8-N9-C4	5.93	108.77	106.40

Continued on next page...

Continued from previous page...

Mol	Chain	Res	Type	Atoms	Z	Observed(°)	Ideal(°)
26	1H	1281	G	C5-C6-O6	-5.93	125.04	128.60
26	1H	1625	C	C6-N1-C2	-5.93	117.93	120.30
26	1H	1986	A	N9-C4-C5	5.93	108.17	105.80
26	14	2648	C	N3-C4-C5	5.93	124.27	121.90
1	13	1299	A	C6-C5-N7	-5.93	128.15	132.30
26	1H	302	C	C6-N1-C2	-5.93	117.93	120.30
26	1H	977	G	N9-C4-C5	5.93	107.77	105.40
26	1H	1916	A	N1-C2-N3	5.93	132.26	129.30
26	1H	2716	U	N1-C2-N3	5.93	118.46	114.90
26	14	463	G	OP1-P-O3'	5.93	118.24	105.20
26	14	2318	G	N7-C8-N9	5.93	116.06	113.10
26	1H	1574	C	C2-N3-C4	-5.92	116.94	119.90
26	1H	2571	C	C4-C5-C6	5.92	120.36	117.40
1	1G	26	A	O5'-P-OP2	-5.92	100.37	105.70
26	14	663	G	OP1-P-OP2	5.92	128.49	119.60
26	1H	2596	U	OP1-P-O3'	-5.92	92.17	105.20
26	1H	141(A)	C	C6-N1-C2	5.92	122.67	120.30
26	1H	1157	G	N1-C2-N3	5.92	127.45	123.90
26	1H	1560	G	OP1-P-OP2	5.92	128.48	119.60
26	14	1372	U	N1-C2-N3	5.92	118.45	114.90
26	14	2872	G	N3-C4-C5	-5.92	125.64	128.60
1	13	757	U	C5-C6-N1	-5.92	119.74	122.70
26	1H	596	G	N3-C2-N2	-5.92	115.76	119.90
26	1H	1846	G	N3-C2-N2	-5.92	115.76	119.90
26	1H	2459	A	N1-C6-N6	-5.92	115.05	118.60
26	1H	2740	A	N1-C6-N6	5.92	122.15	118.60
39	98	12	ARG	NE-CZ-NH1	-5.92	117.34	120.30
1	13	974	A	C8-N9-C4	-5.92	103.43	105.80
26	1H	110	G	O5'-P-OP2	-5.92	100.37	105.70
26	1H	730	C	N3-C4-N4	-5.92	113.86	118.00
26	1H	1578	U	C5-C4-O4	5.92	129.45	125.90
26	1H	1962	C	C6-N1-C2	-5.92	117.93	120.30
26	14	197	A	P-O3'-C3'	5.92	126.80	119.70
26	14	2520	C	O5'-P-OP2	-5.92	100.37	105.70
26	1H	838	C	N3-C4-N4	5.92	122.14	118.00
1	13	282	A	OP1-P-O3'	5.92	118.21	105.20
1	13	1107	C	C6-N1-C2	-5.92	117.93	120.30
26	1H	1364	G	O5'-P-OP1	5.92	117.80	110.70
1	1G	250	A	C5-C6-N6	5.92	128.43	123.70
26	14	668	G	C4-N9-C1'	-5.92	118.81	126.50
23	2K	6	G	C8-N9-C4	5.91	108.77	106.40
26	1H	646	A	O5'-P-OP1	-5.91	100.38	105.70

Continued on next page...

Continued from previous page...

Mol	Chain	Res	Type	Atoms	Z	Observed(°)	Ideal(°)
26	1H	690	G	C8-N9-C4	5.91	108.77	106.40
26	1H	726	G	O5'-P-OP2	-5.91	100.38	105.70
26	1H	1597	A	N7-C8-N9	-5.91	110.84	113.80
26	1H	1626	G	N3-C4-N9	-5.91	122.45	126.00
26	1H	2708	G	N7-C8-N9	-5.91	110.14	113.10
27	16	56	G	OP1-P-OP2	5.91	128.47	119.60
27	16	79	C	C2-N3-C4	-5.91	116.94	119.90
26	14	470	A	C5-N7-C8	-5.91	100.94	103.90
26	14	821	A	P-O3'-C3'	5.91	126.80	119.70
26	14	1342	A	P-O3'-C3'	5.91	126.80	119.70
1	13	786	G	C8-N9-C4	5.91	108.77	106.40
26	1H	574	C	OP1-P-O3'	5.91	118.21	105.20
26	14	449	A	C5-C6-N6	-5.91	118.97	123.70
1	13	192	U	O5'-P-OP1	-5.91	100.38	105.70
26	1H	821	A	C8-N9-C4	-5.91	103.44	105.80
26	1H	947	G	C2-N3-C4	5.91	114.86	111.90
26	1H	1022	G	N3-C4-N9	-5.91	122.45	126.00
26	1H	2275	C	N1-C2-O2	5.91	122.45	118.90
26	1H	2310	A	N1-C6-N6	-5.91	115.05	118.60
26	1H	2442	C	O5'-P-OP2	5.91	117.79	110.70
26	1H	2761	G	C2-N3-C4	-5.91	108.94	111.90
26	14	241	A	O5'-P-OP2	-5.91	100.38	105.70
26	14	1797	C	N1-C2-O2	-5.91	115.35	118.90
26	14	2424	C	N3-C4-C5	5.91	124.26	121.90
1	13	500	G	OP2-P-O3'	5.91	118.20	105.20
1	13	1475	G	C5-N7-C8	-5.91	101.35	104.30
26	1H	688	U	OP2-P-O3'	5.91	118.20	105.20
26	1H	694	U	N1-C2-N3	5.91	118.44	114.90
26	1H	734	A	C2-N3-C4	-5.91	107.64	110.60
26	1H	736	C	C2-N3-C4	-5.91	116.95	119.90
27	16	81	G	C8-N9-C4	-5.91	104.04	106.40
26	14	135	G	N3-C2-N2	-5.91	115.76	119.90
26	14	731	C	C4-C5-C6	5.91	120.35	117.40
26	14	1187	G	O5'-P-OP2	-5.91	100.38	105.70
26	14	1936	A	O4'-C1'-N9	5.91	112.93	108.20
27	1J	44	G	C6-C5-N7	5.91	133.94	130.40
26	1H	398	G	C6-C5-N7	-5.91	126.86	130.40
29	11	271	ILE	N-CA-C	5.91	126.95	111.00
31	31	32	LEU	CA-CB-CG	5.91	128.88	115.30
1	1G	731	G	O5'-P-OP1	5.91	117.79	110.70
26	14	2124	G	N3-C4-C5	-5.91	125.65	128.60
26	14	2211	G	C8-N9-C1'	-5.91	119.32	127.00

Continued on next page...

Continued from previous page...

Mol	Chain	Res	Type	Atoms	Z	Observed(°)	Ideal(°)
1	13	1498	U	C5-C4-O4	-5.91	122.36	125.90
26	1H	196	A	C6-C5-N7	-5.91	128.17	132.30
26	1H	2074	U	C4-C5-C6	5.91	123.24	119.70
26	14	603	A	C5-N7-C8	-5.90	100.95	103.90
26	14	2440	C	OP1-P-O3'	5.90	118.19	105.20
26	1H	1327	C	N1-C2-O2	-5.90	115.36	118.90
26	1H	1626	G	N1-C2-N2	5.90	121.51	116.20
26	1H	1692	U	C5-C4-O4	-5.90	122.36	125.90
26	1H	1922	G	O5'-P-OP2	-5.90	100.39	105.70
26	1H	1950	G	OP1-P-OP2	5.90	128.46	119.60
26	1H	1959	G	N9-C4-C5	5.90	107.76	105.40
26	14	1441	G	N1-C6-O6	5.90	123.44	119.90
1	13	971	G	C4-C5-N7	-5.90	108.44	110.80
26	1H	452	G	C2-N3-C4	5.90	114.85	111.90
26	1H	551	G	N7-C8-N9	-5.90	110.15	113.10
26	1H	1607	C	C2-N1-C1'	5.90	125.29	118.80
1	1G	942	G	OP1-P-O3'	5.90	118.18	105.20
26	14	463	G	O5'-P-OP1	5.90	117.78	110.70
26	14	1843	C	OP1-P-OP2	-5.90	110.75	119.60
26	1H	837	C	C5-C4-N4	-5.90	116.07	120.20
26	14	1776	G	N3-C4-N9	5.90	129.54	126.00
26	14	1949	G	OP1-P-OP2	5.90	128.45	119.60
26	14	2042	A	C8-N9-C4	5.90	108.16	105.80
26	1H	194	G	N9-C4-C5	-5.90	103.04	105.40
26	1H	774	A	N1-C2-N3	-5.90	126.35	129.30
26	1H	2066	C	OP1-P-O3'	5.90	118.17	105.20
26	14	1698	A	N7-C8-N9	5.90	116.75	113.80
26	14	2013	A	C2-N3-C4	-5.90	107.65	110.60
26	14	2296	U	OP1-P-OP2	5.90	128.45	119.60
27	1J	103	U	C2-N3-C4	-5.90	123.46	127.00
26	1H	1191	G	C8-N9-C4	5.90	108.76	106.40
26	14	456	C	N1-C2-O2	-5.90	115.36	118.90
26	14	1404	C	N1-C2-O2	5.90	122.44	118.90
1	13	974	A	C4-C5-N7	5.89	113.65	110.70
26	1H	808	G	C6-N1-C2	-5.89	121.56	125.10
26	1H	2346	A	N9-C1'-C2'	5.89	121.66	114.00
1	13	130	A	C5-C6-N6	-5.89	118.99	123.70
1	13	786	G	C5-C6-N1	5.89	114.45	111.50
26	1H	569	U	C2-N3-C4	-5.89	123.47	127.00
26	1H	1409	C	OP2-P-O3'	5.89	118.16	105.20
26	1H	2585	U	N3-C2-O2	-5.89	118.08	122.20
1	1G	665	A	O5'-P-OP2	-5.89	100.40	105.70

Continued on next page...

Continued from previous page...

Mol	Chain	Res	Type	Atoms	Z	Observed(°)	Ideal(°)
26	14	621	A	N3-C4-N9	-5.89	122.69	127.40
26	14	2066	C	N3-C4-N4	5.89	122.12	118.00
26	1H	1605	C	C4-C5-C6	5.89	120.35	117.40
26	1H	2278	A	C4-C5-N7	-5.89	107.75	110.70
26	1H	2819	G	N1-C6-O6	5.89	123.44	119.90
26	14	1575	C	N1-C2-O2	5.89	122.43	118.90
26	14	2283	C	N3-C4-C5	-5.89	119.54	121.90
1	13	888	G	C2-N3-C4	-5.89	108.95	111.90
26	1H	552	G	N3-C4-C5	5.89	131.54	128.60
26	1H	658	C	N1-C2-O2	5.89	122.43	118.90
26	1H	1835	G	C8-N9-C4	-5.89	104.04	106.40
26	1H	1982	C	N3-C4-C5	-5.89	119.54	121.90
26	1H	2075	U	C4-C5-C6	5.89	123.23	119.70
26	1H	2226	C	C6-N1-C2	5.89	122.66	120.30
42	C8	74	LEU	CA-CB-CG	5.89	128.85	115.30
1	1G	392	G	C8-N9-C4	5.89	108.76	106.40
23	2L	21	U	C2-N1-C1'	5.89	124.77	117.70
26	1H	999	U	OP1-P-OP2	-5.89	110.77	119.60
26	1H	1614	A	N1-C2-N3	-5.89	126.36	129.30
26	1H	2210	G	OP2-P-O3'	5.89	118.15	105.20
26	1H	2267	A	OP1-P-OP2	5.89	128.43	119.60
1	13	138	G	N1-C6-O6	5.89	123.43	119.90
26	1H	179	G	C8-N9-C4	5.89	108.75	106.40
26	1H	265	A	C5-C6-N1	-5.89	114.76	117.70
26	1H	563	G	C6-C5-N7	5.89	133.93	130.40
26	1H	2609	U	C6-N1-C2	5.89	124.53	121.00
26	14	216	A	O5'-P-OP1	-5.89	100.40	105.70
26	14	1349	A	C2-N3-C4	-5.89	107.66	110.60
26	14	1353	A	N9-C4-C5	5.89	108.15	105.80
26	14	1982	C	OP2-P-O3'	5.89	118.15	105.20
23	2K	48	U	OP2-P-O3'	5.88	118.15	105.20
26	1H	130	C	C6-N1-C2	5.88	122.65	120.30
26	1H	1334	G	N7-C8-N9	5.88	116.04	113.10
26	1H	1355	G	C8-N9-C4	-5.88	104.05	106.40
26	1H	1758	G	N3-C4-C5	5.88	131.54	128.60
26	1H	2230	G	N9-C4-C5	5.88	107.75	105.40
25	4L	21	G	C8-N9-C4	-5.88	104.05	106.40
26	14	667	U	N1-C2-O2	-5.88	118.68	122.80
26	14	1742	C	C2-N1-C1'	5.88	125.27	118.80
26	14	766	C	C2-N3-C4	-5.88	116.96	119.90
26	14	781	A	C5-N7-C8	-5.88	100.96	103.90
26	14	2051	A	C8-N9-C4	-5.88	103.45	105.80

Continued on next page...

Continued from previous page...

Mol	Chain	Res	Type	Atoms	Z	Observed(°)	Ideal(°)
26	14	2272	U	OP1-P-OP2	-5.88	110.78	119.60
26	1H	134	C	N3-C4-C5	5.88	124.25	121.90
26	1H	662	G	N7-C8-N9	-5.88	110.16	113.10
26	1H	2858	C	OP1-P-OP2	5.88	128.42	119.60
23	2L	27	G	C8-N9-C4	5.88	108.75	106.40
26	14	1659	U	OP1-P-OP2	5.88	128.42	119.60
26	1H	583	G	C4-C5-N7	-5.88	108.45	110.80
26	1H	1931	U	N1-C2-O2	5.88	126.92	122.80
27	16	96	G	C2-N3-C4	5.88	114.84	111.90
1	1G	191(B)	G	O5'-P-OP2	-5.88	100.41	105.70
26	14	189	G	C4-C5-N7	5.88	113.15	110.80
1	13	21	G	OP2-P-O3'	5.88	118.13	105.20
26	1H	2469	A	C2-N3-C4	-5.88	107.66	110.60
26	1H	2777	G	O4'-C1'-N9	-5.88	103.50	108.20
26	14	821	A	N1-C6-N6	5.88	122.13	118.60
26	14	876	C	C2-N1-C1'	5.88	125.27	118.80
26	14	2596	U	N1-C2-N3	5.88	118.43	114.90
1	13	1058	G	O5'-P-OP1	5.88	117.75	110.70
23	2K	17	C	N3-C4-C5	-5.88	119.55	121.90
26	1H	142	G	C4-N9-C1'	-5.88	118.86	126.50
26	1H	1218	C	C5-C4-N4	-5.88	116.09	120.20
26	1H	2267	A	O4'-C1'-N9	-5.88	103.50	108.20
26	1H	2296	U	O5'-P-OP2	-5.88	100.41	105.70
26	14	707	G	N1-C6-O6	5.88	123.43	119.90
26	1H	816	C	N3-C4-C5	-5.88	119.55	121.90
1	13	52	G	N1-C2-N2	-5.87	110.91	116.20
26	1H	783	A	OP2-P-O3'	5.87	118.12	105.20
26	1H	1380	G	N7-C8-N9	-5.87	110.16	113.10
26	1H	1688	U	C2-N3-C4	-5.87	123.48	127.00
26	1H	2777	G	N1-C6-O6	5.87	123.42	119.90
26	14	330	A	C6-C5-N7	-5.87	128.19	132.30
26	14	952	G	C8-N9-C4	-5.87	104.05	106.40
1	13	773	G	N3-C2-N2	5.87	124.01	119.90
26	1H	680	G	C4-C5-C6	5.87	122.32	118.80
26	1H	769	G	C5-C6-N1	5.87	114.44	111.50
26	1H	1391	U	C6-N1-C1'	-5.87	112.98	121.20
26	1H	1758	G	C5-C6-O6	-5.87	125.08	128.60
26	1H	2062	A	N3-C4-C5	-5.87	122.69	126.80
26	1H	2385	C	N1-C2-O2	-5.87	115.38	118.90
1	1G	1358	U	C6-N1-C2	-5.87	117.48	121.00
26	14	1623	G	C8-N9-C1'	5.87	134.63	127.00
26	14	2463	C	C6-N1-C2	5.87	122.65	120.30

Continued on next page...

Continued from previous page...

Mol	Chain	Res	Type	Atoms	Z	Observed(°)	Ideal(°)
26	1H	117	G	C5-C6-N1	5.87	114.44	111.50
26	1H	374	A	N1-C6-N6	5.87	122.12	118.60
26	1H	2401	U	C2-N1-C1'	5.87	124.74	117.70
41	75	13	ARG	N-CA-C	-5.87	95.15	111.00
26	1H	1695	G	N9-C4-C5	-5.87	103.05	105.40
26	1H	2390	U	O5'-P-OP2	5.87	117.74	110.70
26	1H	528	A	C4-N9-C1'	-5.87	115.74	126.30
26	1H	1573	G	C4-C5-N7	5.87	113.15	110.80
26	14	468	G	O5'-P-OP2	5.87	117.74	110.70
26	14	507	A	N1-C2-N3	-5.87	126.37	129.30
26	14	2034	U	N3-C2-O2	-5.87	118.09	122.20
26	14	2417	C	O5'-P-OP1	5.87	117.74	110.70
26	1H	2761	G	N1-C6-O6	5.87	123.42	119.90
31	31	74	ARG	NE-CZ-NH2	-5.87	117.37	120.30
1	1G	1354	C	C5-C6-N1	5.87	123.93	121.00
26	14	664	C	C6-N1-C2	5.87	122.65	120.30
26	1H	456	C	O5'-P-OP2	-5.86	100.42	105.70
26	1H	854	G	O5'-P-OP2	5.86	117.73	110.70
26	1H	987	G	OP1-P-OP2	-5.86	110.81	119.60
26	1H	1274	A	N7-C8-N9	5.86	116.73	113.80
26	1H	1782	C	C5-C4-N4	-5.86	116.10	120.20
26	1H	2715	C	C2-N3-C4	-5.86	116.97	119.90
1	1G	819	A	N1-C6-N6	5.86	122.12	118.60
26	14	1660	C	N3-C4-C5	5.86	124.25	121.90
26	14	2324	C	C6-N1-C2	5.86	122.64	120.30
29	19	44	ASN	N-CA-C	5.86	126.83	111.00
26	1H	474	G	N9-C4-C5	5.86	107.75	105.40
26	1H	2517	C	C5-C6-N1	-5.86	118.07	121.00
26	14	640	C	OP1-P-O3'	5.86	118.10	105.20
26	14	2283	C	N3-C4-N4	5.86	122.10	118.00
26	1H	2573	C	N1-C2-O2	-5.86	115.38	118.90
26	14	2087	G	C8-N9-C4	5.86	108.74	106.40
26	14	2196	C	N1-C2-O2	-5.86	115.38	118.90
26	14	2252	G	N1-C2-N2	-5.86	110.92	116.20
26	1H	196	A	OP2-P-O3'	5.86	118.09	105.20
26	1H	791	C	OP2-P-O3'	5.86	118.09	105.20
26	1H	1728	G	C6-C5-N7	-5.86	126.89	130.40
26	1H	1790	C	P-O3'-C3'	5.86	126.73	119.70
26	1H	1965	C	O5'-P-OP2	5.86	117.73	110.70
26	1H	36	G	C4-C5-N7	-5.86	108.46	110.80
26	1H	2503	A	N9-C4-C5	-5.86	103.46	105.80
1	1G	990	C	C6-N1-C2	-5.86	117.96	120.30

Continued on next page...

Continued from previous page...

Mol	Chain	Res	Type	Atoms	Z	Observed(°)	Ideal(°)
26	14	1314	C	C6-N1-C1'	-5.86	113.77	120.80
26	14	1608	A	C5-C6-N6	5.86	128.38	123.70
26	14	1618	A	N7-C8-N9	5.86	116.73	113.80
26	14	1930	G	C5-N7-C8	5.86	107.23	104.30
26	14	2425	A	C5'-C4'-O4'	5.86	116.13	109.10
1	13	901	A	OP2-P-O3'	5.86	118.08	105.20
1	13	1381	U	O4'-C1'-N1	5.86	112.89	108.20
26	1H	1927	A	O5'-P-OP2	-5.86	100.43	105.70
26	1H	2032	G	C8-N9-C4	5.86	108.74	106.40
26	1H	2352	A	N9-C4-C5	-5.86	103.46	105.80
26	14	1280	G	OP1-P-OP2	-5.86	110.82	119.60
26	14	1366	A	C5-N7-C8	-5.86	100.97	103.90
26	14	1602	U	C4-C5-C6	5.86	123.21	119.70
26	14	1616	A	N3-C4-C5	5.86	130.90	126.80
26	14	1978	A	N1-C6-N6	-5.86	115.09	118.60
1	13	1426	C	OP2-P-O3'	5.85	118.08	105.20
26	1H	1673	U	C2-N3-C4	-5.85	123.49	127.00
26	14	188	G	C5-C6-O6	-5.85	125.09	128.60
26	14	1390	U	OP1-P-O3'	5.85	118.08	105.20
26	14	1575	C	OP1-P-OP2	-5.85	110.82	119.60
1	13	988	G	C8-N9-C4	-5.85	104.06	106.40
23	2K	17	C	OP1-P-OP2	5.85	128.38	119.60
26	1H	1220	A	O5'-P-OP1	-5.85	100.43	105.70
26	1H	1259	G	N3-C2-N2	5.85	124.00	119.90
26	1H	1643	G	OP2-P-O3'	5.85	118.08	105.20
26	1H	2050	C	N1-C2-O2	-5.85	115.39	118.90
26	1H	2537	U	C5-C4-O4	5.85	129.41	125.90
26	1H	2749	A	OP1-P-OP2	5.85	128.38	119.60
26	1H	2764	A	C5-C6-N1	-5.85	114.77	117.70
1	1G	910	C	C6-N1-C2	5.85	122.64	120.30
26	14	68	G	C5-C6-O6	-5.85	125.09	128.60
26	14	1254	A	N1-C2-N3	5.85	132.23	129.30
26	14	1267	U	O5'-P-OP2	-5.85	100.43	105.70
26	1H	1013	C	N1-C2-O2	-5.85	115.39	118.90
27	16	74	U	OP1-P-OP2	5.85	128.38	119.60
26	1H	99	U	C2-N1-C1'	5.85	124.72	117.70
26	1H	739	G	C5-C6-O6	-5.85	125.09	128.60
26	14	1192	G	N1-C6-O6	-5.85	116.39	119.90
26	1H	1209	G	OP1-P-OP2	5.85	128.37	119.60
26	14	1618	A	OP1-P-OP2	-5.85	110.83	119.60
26	14	2296	U	N1-C2-O2	5.85	126.89	122.80
26	14	2376	A	N1-C6-N6	5.85	122.11	118.60

Continued on next page...

Continued from previous page...

Mol	Chain	Res	Type	Atoms	Z	Observed(°)	Ideal(°)
1	13	1408	A	N7-C8-N9	5.85	116.72	113.80
26	1H	299	A	C8-N9-C4	-5.85	103.46	105.80
26	1H	961	C	C2-N3-C4	-5.85	116.98	119.90
26	14	1695	G	C6-C5-N7	-5.85	126.89	130.40
1	13	1199	U	C5-C4-O4	5.84	129.41	125.90
1	1G	428	G	C6-C5-N7	5.84	133.91	130.40
26	14	74	A	N3-C4-N9	-5.84	122.72	127.40
26	14	1950	G	N1-C6-O6	5.84	123.41	119.90
26	14	1708	C	C2-N1-C1'	-5.84	112.37	118.80
26	1H	985	C	N3-C4-N4	-5.84	113.91	118.00
26	1H	2053	G	C2-N3-C4	5.84	114.82	111.90
50	K8	4	SER	N-CA-C	5.84	126.77	111.00
26	14	982	C	N3-C2-O2	5.84	125.99	121.90
26	1H	605	C	C4-C5-C6	5.84	120.32	117.40
26	1H	957	A	N7-C8-N9	-5.84	110.88	113.80
26	1H	1300	U	C2-N3-C4	-5.84	123.50	127.00
26	1H	1430	C	C2-N3-C4	5.84	122.82	119.90
26	1H	1839	G	O4'-C1'-N9	-5.84	103.53	108.20
23	2L	10	G	O5'-P-OP1	-5.84	100.44	105.70
26	14	2352	A	N1-C2-N3	5.84	132.22	129.30
27	1J	43	C	C6-N1-C2	-5.84	117.96	120.30
1	13	221	C	C5-C6-N1	5.84	123.92	121.00
1	13	699	C	N3-C4-C5	5.84	124.23	121.90
26	1H	484	C	C2-N1-C1'	5.84	125.22	118.80
26	1H	1833	U	C5-C4-O4	5.84	129.40	125.90
26	14	1801	G	C6-C5-N7	-5.84	126.90	130.40
1	13	420	U	O5'-P-OP1	-5.84	100.45	105.70
26	1H	942	G	N1-C6-O6	-5.84	116.40	119.90
26	1H	947	G	C5-C6-N1	5.84	114.42	111.50
26	1H	1363	C	C2-N3-C4	-5.84	116.98	119.90
27	16	71	C	C6-N1-C2	-5.84	117.97	120.30
26	14	207	A	O5'-P-OP1	-5.84	100.45	105.70
26	14	1351	C	N3-C4-C5	5.84	124.23	121.90
26	14	1663	C	N1-C2-O2	-5.84	115.40	118.90
26	14	1903	G	OP2-P-O3'	5.84	118.04	105.20
26	14	2441	C	N3-C4-N4	-5.84	113.91	118.00
26	1H	474	G	N3-C4-N9	-5.83	122.50	126.00
26	1H	1246	A	O5'-P-OP2	-5.83	100.45	105.70
26	1H	2594	C	N1-C2-N3	5.83	123.28	119.20
26	14	1342	A	C6-N1-C2	-5.83	115.10	118.60
26	14	1429	G	C4-N9-C1'	5.83	134.08	126.50
26	14	2404	C	O5'-P-OP1	-5.83	100.45	105.70

Continued on next page...

Continued from previous page...

Mol	Chain	Res	Type	Atoms	Z	Observed(°)	Ideal(°)
26	14	2872	G	C8-N9-C4	-5.83	104.07	106.40
26	1H	776	G	C8-N9-C4	-5.83	104.07	106.40
26	1H	1625	C	C5-C6-N1	5.83	123.92	121.00
26	1H	2461	C	N3-C4-C5	5.83	124.23	121.90
1	1G	669	U	O5'-P-OP2	-5.83	100.45	105.70
26	14	841	A	N1-C6-N6	5.83	122.10	118.60
26	14	2387	U	C6-N1-C2	5.83	124.50	121.00
1	13	37	U	N3-C4-O4	5.83	123.48	119.40
27	16	47	C	O5'-P-OP2	-5.83	100.45	105.70
26	14	1267	U	OP2-P-O3'	5.83	118.03	105.20
26	14	1493	C	N1-C2-O2	-5.83	115.40	118.90
26	14	2729	G	C6-C5-N7	-5.83	126.90	130.40
27	1J	92	G	OP2-P-O3'	5.83	118.03	105.20
23	2K	29	C	OP2-P-O3'	5.83	118.02	105.20
26	1H	716	A	OP1-P-OP2	-5.83	110.86	119.60
26	1H	1501	C	OP1-P-O3'	5.83	118.02	105.20
26	1H	2571	C	N1-C2-O2	-5.83	115.40	118.90
55	Q8	46	ARG	C-N-CA	5.83	136.27	121.70
26	1H	639	U	C5-C4-O4	5.83	129.40	125.90
26	1H	1695	G	C4-C5-N7	5.83	113.13	110.80
33	51	153	LYS	C-N-CA	5.83	146.47	122.00
26	14	502	A	N1-C2-N3	5.83	132.21	129.30
26	14	2498	C	O5'-P-OP1	5.83	117.69	110.70
26	14	2717	G	C8-N9-C4	-5.83	104.07	106.40
1	13	723	U	C2-N1-C1'	5.83	124.69	117.70
1	13	761	G	C5-C6-O6	5.83	132.09	128.60
1	13	980	C	C6-N1-C2	5.83	122.63	120.30
26	1H	817	C	OP1-P-OP2	-5.83	110.86	119.60
26	1H	1624	G	C8-N9-C4	5.83	108.73	106.40
26	1H	2673	G	N1-C6-O6	-5.83	116.41	119.90
1	1G	865	A	C8-N9-C4	-5.83	103.47	105.80
26	14	676	A	C4-C5-N7	5.83	113.61	110.70
26	14	2514	U	O5'-P-OP2	5.83	117.69	110.70
1	13	1219	U	C6-N1-C2	-5.82	117.51	121.00
1	13	1416	G	OP1-P-OP2	-5.82	110.86	119.60
26	1H	60	G	OP1-P-O3'	-5.82	92.39	105.20
26	1H	235	U	OP1-P-OP2	5.82	128.34	119.60
26	1H	941	A	C8-N9-C4	5.82	108.13	105.80
26	1H	1248	G	N3-C2-N2	-5.82	115.82	119.90
26	1H	1613	G	N1-C2-N2	-5.82	110.96	116.20
26	1H	2621	A	OP2-P-O3'	5.82	118.01	105.20
1	1G	5	U	N1-C2-O2	5.82	126.88	122.80

Continued on next page...

Continued from previous page...

Mol	Chain	Res	Type	Atoms	Z	Observed(°)	Ideal(°)
1	1G	536	C	C6-N1-C2	-5.82	117.97	120.30
26	14	1288	U	OP1-P-O3'	5.82	118.01	105.20
26	14	2059	A	OP1-P-O3'	5.82	118.01	105.20
26	14	2375	G	N1-C6-O6	5.82	123.39	119.90
26	14	2870	C	N1-C2-N3	5.82	123.28	119.20
27	1J	14	U	N3-C2-O2	-5.82	118.12	122.20
1	13	827	U	N3-C2-O2	-5.82	118.12	122.20
26	1H	618(A)	C	N3-C4-N4	5.82	122.08	118.00
26	1H	1699	G	N1-C2-N2	-5.82	110.96	116.20
26	1H	2572	A	N9-C4-C5	-5.82	103.47	105.80
26	1H	2586	C	C5-C4-N4	-5.82	116.12	120.20
27	16	37	C	N3-C2-O2	5.82	125.97	121.90
26	14	930	U	N3-C2-O2	5.82	126.28	122.20
26	14	2390	U	C6-N1-C2	-5.82	117.51	121.00
1	13	376	G	OP1-P-OP2	5.82	128.33	119.60
23	2K	20	G	N1-C6-O6	-5.82	116.41	119.90
26	1H	99	U	N1-C2-O2	5.82	126.88	122.80
26	1H	1981	A	O5'-P-OP1	5.82	117.69	110.70
46	G8	85	VAL	N-CA-C	-5.82	95.28	111.00
26	14	2556	C	OP2-P-O3'	5.82	118.01	105.20
32	49	2	PRO	N-CA-CB	5.82	110.28	103.30
26	1H	807	U	N3-C2-O2	5.82	126.27	122.20
52	M8	45	GLY	N-CA-C	-5.82	98.55	113.10
1	1G	401	C	N3-C4-C5	5.82	124.23	121.90
22	1L	74	C	N3-C4-N4	-5.82	113.93	118.00
26	14	2074	U	N1-C2-O2	-5.82	118.73	122.80
26	14	2503	A	C6-C5-N7	-5.82	128.23	132.30
26	1H	1575	C	O5'-P-OP2	-5.82	100.47	105.70
26	1H	2502	G	C6-N1-C2	-5.82	121.61	125.10
26	14	210	C	C6-N1-C2	5.82	122.63	120.30
26	14	1645	G	N3-C4-N9	5.82	129.49	126.00
26	14	1998	G	N3-C4-C5	5.82	131.51	128.60
1	1G	1442	G	N3-C4-N9	-5.82	122.51	126.00
26	14	1021	A	N1-C2-N3	5.82	132.21	129.30
26	14	1619	G	OP1-P-O3'	5.82	117.99	105.20
26	14	1672	C	OP1-P-O3'	5.82	117.99	105.20
26	14	1817	G	C5-C6-O6	5.82	132.09	128.60
26	1H	473	G	OP1-P-OP2	5.81	128.32	119.60
25	4L	16	A	N9-C4-C5	-5.81	103.47	105.80
26	1H	777	A	N1-C2-N3	5.81	132.21	129.30
26	1H	1610	A	O5'-P-OP1	-5.81	100.47	105.70
26	1H	2270	G	C8-N9-C4	5.81	108.72	106.40

Continued on next page...

Continued from previous page...

Mol	Chain	Res	Type	Atoms	Z	Observed(°)	Ideal(°)
26	14	25	U	N3-C2-O2	5.81	126.27	122.20
26	14	1342	A	N9-C1'-C2'	5.81	121.56	114.00
26	14	1366	A	C4-C5-N7	5.81	113.61	110.70
26	1H	1310	G	O5'-P-OP2	5.81	117.67	110.70
26	1H	1817	G	C5-N7-C8	5.81	107.20	104.30
26	14	1801	G	N9-C4-C5	-5.81	103.08	105.40
26	14	2230	G	C8-N9-C4	-5.81	104.08	106.40
40	65	73	LEU	CA-CB-CG	5.81	128.66	115.30
26	1H	638	G	OP1-P-OP2	5.81	128.31	119.60
26	1H	1428	C	C5-C4-N4	5.81	124.27	120.20
26	1H	1992	G	C2'-C3'-O3'	5.81	123.00	113.70
26	1H	2026	C	O5'-P-OP2	-5.81	100.47	105.70
46	G8	84	ARG	N-CA-C	-5.81	95.31	111.00
26	14	121	G	C6-C5-N7	-5.81	126.91	130.40
26	14	205	G	C6-C5-N7	-5.81	126.91	130.40
26	14	315	G	O5'-P-OP1	5.81	117.67	110.70
26	1H	1307	A	N1-C2-N3	5.81	132.20	129.30
26	1H	1671	U	C2-N3-C4	-5.81	123.52	127.00
26	1H	2383	G	N3-C2-N2	5.81	123.97	119.90
1	1G	253	U	O5'-P-OP2	5.81	117.67	110.70
26	14	129	C	C2-N3-C4	-5.81	117.00	119.90
26	14	1942	C	C6-N1-C2	-5.81	117.98	120.30
26	14	2324	C	N3-C4-C5	5.81	124.22	121.90
1	13	767	A	OP1-P-OP2	5.81	128.31	119.60
26	1H	866	A	N9-C4-C5	-5.81	103.48	105.80
26	1H	1031	G	C5-C6-N1	5.81	114.40	111.50
26	1H	1200	C	N1-C2-O2	-5.81	115.42	118.90
26	1H	1728	G	N3-C2-N2	5.81	123.96	119.90
26	1H	1771	C	C5-C4-N4	-5.81	116.14	120.20
26	14	489	G	C5-N7-C8	-5.81	101.40	104.30
1	13	966	G	C5-C6-N1	5.80	114.40	111.50
26	1H	563	G	N1-C6-O6	-5.80	116.42	119.90
26	1H	1899	G	C6-N1-C2	5.80	128.58	125.10
26	1H	2497	A	O4'-C1'-N9	5.80	112.84	108.20
26	14	699	A	N9-C4-C5	5.80	108.12	105.80
26	14	1432	C	N3-C4-N4	5.80	122.06	118.00
26	14	1617	C	N1-C2-O2	-5.80	115.42	118.90
1	13	114	U	O5'-P-OP2	-5.80	100.48	105.70
26	1H	949	C	OP2-P-O3'	5.80	117.96	105.20
26	1H	1187	G	N1-C6-O6	-5.80	116.42	119.90
26	1H	1313	U	C2-N1-C1'	5.80	124.66	117.70
26	14	472	A	C5-C6-N6	5.80	128.34	123.70

Continued on next page...

Continued from previous page...

Mol	Chain	Res	Type	Atoms	Z	Observed(°)	Ideal(°)
26	14	700	G	N3-C4-N9	-5.80	122.52	126.00
26	14	939	G	OP2-P-O3'	5.80	117.96	105.20
26	14	1570	A	O5'-P-OP1	-5.80	100.48	105.70
1	13	1355	G	C8-N9-C4	-5.80	104.08	106.40
26	14	2036	C	O5'-P-OP2	-5.80	100.48	105.70
26	1H	122	G	C4-C5-C6	5.80	122.28	118.80
26	1H	238	C	N1-C2-O2	-5.80	115.42	118.90
26	14	798	G	O5'-P-OP1	5.80	117.66	110.70
1	13	402	G	O5'-P-OP1	5.80	117.66	110.70
27	16	30	C	O5'-P-OP2	5.80	117.66	110.70
26	14	409	C	C6-N1-C2	5.80	122.62	120.30
26	14	1296	G	C5-N7-C8	5.80	107.20	104.30
26	14	1892	C	C2-N1-C1'	-5.80	112.42	118.80
26	14	2607	G	N1-C2-N3	5.80	127.38	123.90
26	1H	150	C	N3-C4-N4	-5.79	113.94	118.00
26	1H	1559	G	C4-C5-N7	5.79	113.12	110.80
26	1H	2678	C	N1-C2-O2	-5.79	115.42	118.90
1	1G	666	G	N9-C4-C5	5.79	107.72	105.40
1	1G	1533	C	N1-C2-O2	5.79	122.38	118.90
26	1H	92	G	N3-C4-N9	5.79	129.48	126.00
26	1H	1920	C	O5'-P-OP2	-5.79	100.49	105.70
26	1H	2500	U	C4-C5-C6	5.79	123.18	119.70
30	21	49	LEU	CA-CB-CG	-5.79	101.97	115.30
26	14	602	G	N3-C4-N9	5.79	129.48	126.00
26	14	1836	C	C6-N1-C2	-5.79	117.98	120.30
26	14	2380	C	N1-C2-O2	-5.79	115.42	118.90
26	14	2590	A	O5'-P-OP2	5.79	117.65	110.70
1	13	520	A	N1-C6-N6	5.79	122.08	118.60
1	13	981	U	C5-C4-O4	-5.79	122.42	125.90
26	1H	132	G	N1-C6-O6	-5.79	116.42	119.90
26	1H	1597	A	O4'-C1'-N9	5.79	112.83	108.20
26	1H	1675	C	C6-N1-C1'	5.79	127.75	120.80
26	1H	2598	A	O5'-P-OP2	5.79	117.65	110.70
1	1G	73	G	C8-N9-C4	-5.79	104.08	106.40
26	14	1154	G	C5-C6-O6	-5.79	125.12	128.60
26	14	2087	G	O5'-P-OP2	-5.79	100.49	105.70
26	14	2567	G	C8-N9-C4	5.79	108.72	106.40
2	1E	111	ARG	NE-CZ-NH1	5.79	123.19	120.30
26	14	186	G	C6-N1-C2	-5.79	121.63	125.10
1	13	865	A	N7-C8-N9	5.79	116.69	113.80
26	1H	330	A	C6-C5-N7	-5.79	128.25	132.30
26	1H	738	G	OP1-P-O3'	5.79	117.94	105.20

Continued on next page...

Continued from previous page...

Mol	Chain	Res	Type	Atoms	Z	Observed(°)	Ideal(°)
26	1H	2062	A	O4'-C1'-N9	5.79	112.83	108.20
26	1H	2393	A	C5-C6-N1	-5.79	114.81	117.70
26	14	496	G	C8-N9-C4	-5.79	104.08	106.40
1	13	330	C	N3-C2-O2	-5.79	117.85	121.90
26	1H	1428	C	C4-C5-C6	5.79	120.29	117.40
26	1H	2649	U	N3-C4-O4	5.79	123.45	119.40
1	1G	400	C	N1-C2-O2	-5.79	115.43	118.90
1	1G	1056	U	C2-N1-C1'	5.79	124.64	117.70
26	1H	2004	G	C2-N3-C4	-5.79	109.01	111.90
26	1H	2345	G	C5-C6-O6	-5.79	125.13	128.60
27	16	25	A	OP1-P-O3'	5.79	117.93	105.20
26	14	494	G	C5-N7-C8	-5.79	101.41	104.30
26	14	1956	U	N3-C2-O2	-5.79	118.15	122.20
26	1H	124	G	C4-C5-N7	5.78	113.11	110.80
26	1H	698	C	C4-C5-C6	5.78	120.29	117.40
26	1H	766	C	C5-C6-N1	-5.78	118.11	121.00
26	14	954	G	C8-N9-C4	-5.78	104.09	106.40
26	14	1597	A	OP2-P-O3'	5.78	117.92	105.20
1	13	581	G	N9-C4-C5	-5.78	103.09	105.40
26	1H	826	U	OP1-P-OP2	5.78	128.27	119.60
26	1H	1904	G	C5-C6-N1	5.78	114.39	111.50
26	1H	2430	A	C4-C5-N7	5.78	113.59	110.70
26	1H	9	U	C5-C6-N1	5.78	125.59	122.70
26	1H	629	G	O5'-P-OP2	-5.78	100.50	105.70
26	1H	1199	U	C4-C5-C6	5.78	123.17	119.70
26	1H	1497	U	C5-C4-O4	-5.78	122.43	125.90
26	1H	1959	G	OP1-P-OP2	-5.78	110.93	119.60
26	14	673	C	C5-C4-N4	-5.78	116.15	120.20
26	14	2430	A	C4-N9-C1'	-5.78	115.89	126.30
26	1H	628	G	N1-C6-O6	-5.78	116.43	119.90
26	1H	2727	G	OP2-P-O3'	5.78	117.91	105.20
26	14	823	G	N7-C8-N9	-5.78	110.21	113.10
26	14	1828	G	OP1-P-OP2	-5.78	110.93	119.60
1	13	584	G	N1-C6-O6	-5.78	116.43	119.90
26	1H	150	C	C4-C5-C6	5.78	120.29	117.40
26	1H	848	G	N3-C4-N9	5.78	129.47	126.00
26	1H	1617	C	N1-C2-O2	-5.78	115.43	118.90
26	1H	2639	A	C5-C6-N1	-5.78	114.81	117.70
33	51	6	ARG	N-CA-C	-5.78	95.40	111.00
50	K8	3	LEU	CB-CG-CD2	5.78	120.82	111.00
1	1G	894	G	C5-N7-C8	-5.78	101.41	104.30
26	14	2243	U	OP2-P-O3'	5.78	117.91	105.20

Continued on next page...

Continued from previous page...

Mol	Chain	Res	Type	Atoms	Z	Observed(°)	Ideal(°)
26	1H	449	A	N1-C6-N6	-5.78	115.13	118.60
26	1H	1378	A	N9-C4-C5	5.78	108.11	105.80
26	1H	2317	C	N3-C4-N4	5.78	122.04	118.00
26	1H	2302	G	O5'-P-OP2	-5.77	100.50	105.70
26	1H	2374	C	O5'-P-OP2	-5.77	100.50	105.70
1	1G	1502	A	C8-N9-C4	-5.77	103.49	105.80
26	14	1764	G	C8-N9-C4	-5.77	104.09	106.40
26	14	2380	C	C2-N3-C4	-5.77	117.01	119.90
1	13	977	A	O5'-P-OP1	5.77	117.63	110.70
26	1H	397	G	N1-C6-O6	-5.77	116.44	119.90
26	1H	675	A	N1-C6-N6	-5.77	115.14	118.60
26	1H	2250	G	C5-N7-C8	-5.77	101.41	104.30
26	1H	2484	G	C8-N9-C4	5.77	108.71	106.40
26	14	1941	C	O5'-P-OP1	-5.77	100.50	105.70
26	14	2014	A	C6-N1-C2	-5.77	115.14	118.60
26	14	2498	C	N3-C2-O2	5.77	125.94	121.90
26	14	2502	G	N1-C2-N2	-5.77	111.00	116.20
26	14	2597	G	C4-C5-N7	5.77	113.11	110.80
30	29	80	GLU	N-CA-C	5.77	126.59	111.00
26	1H	1430	C	O5'-P-OP2	-5.77	100.51	105.70
37	78	61	ARG	NE-CZ-NH2	-5.77	117.42	120.30
47	H8	6	LYS	N-CA-C	-5.77	95.42	111.00
26	14	1598	C	O5'-P-OP2	5.77	117.62	110.70
49	F5	83	GLU	N-CA-C	-5.77	95.42	111.00
26	1H	56	A	N9-C4-C5	-5.77	103.49	105.80
26	1H	418	G	N1-C6-O6	-5.77	116.44	119.90
26	1H	1609	A	O5'-P-OP2	-5.77	100.51	105.70
26	1H	1920	C	N3-C4-N4	-5.77	113.96	118.00
26	1H	2383	G	N1-C2-N2	-5.77	111.01	116.20
26	14	199	A	C5-N7-C8	5.77	106.78	103.90
26	14	672	C	C6-N1-C1'	5.77	127.72	120.80
26	14	765	G	C4-C5-N7	-5.77	108.49	110.80
1	13	520	A	N1-C2-N3	5.77	132.18	129.30
26	1H	1436	G	P-O3'-C3'	5.77	126.62	119.70
26	1H	1658	C	C6-N1-C2	-5.77	117.99	120.30
26	1H	2434	A	OP2-P-O3'	5.77	117.89	105.20
26	1H	2717	G	C4-C5-N7	-5.77	108.49	110.80
1	13	276	G	N3-C2-N2	-5.77	115.86	119.90
1	13	1228	C	C6-N1-C2	-5.77	117.99	120.30
1	13	1465	C	N1-C2-O2	-5.77	115.44	118.90
26	14	1668	A	C2-N3-C4	5.77	113.48	110.60
1	13	904	C	N1-C2-O2	5.76	122.36	118.90

Continued on next page...

Continued from previous page...

Mol	Chain	Res	Type	Atoms	Z	Observed(°)	Ideal(°)
1	13	1489	G	N9-C4-C5	-5.76	103.09	105.40
26	1H	1354	A	C2-N3-C4	-5.76	107.72	110.60
1	1G	5	U	N3-C2-O2	-5.76	118.17	122.20
26	14	62	C	N1-C2-O2	-5.76	115.44	118.90
26	14	684	G	N7-C8-N9	5.76	115.98	113.10
26	14	1613	G	O5'-P-OP1	5.76	117.62	110.70
26	14	2020	A	OP2-P-O3'	5.76	117.88	105.20
26	1H	509	C	OP2-P-O3'	5.76	117.88	105.20
29	11	85	ASP	C-N-CD	5.76	140.50	128.40
1	13	266	G	C2-N3-C4	-5.76	109.02	111.90
1	13	1266	G	C5-N7-C8	-5.76	101.42	104.30
26	1H	856	C	N1-C2-O2	-5.76	115.44	118.90
26	1H	2068	U	C5-C4-O4	5.76	129.36	125.90
26	14	1943	U	N3-C2-O2	-5.76	118.17	122.20
26	1H	1942	C	N3-C4-C5	5.76	124.20	121.90
26	1H	2465	C	C2-N3-C4	-5.76	117.02	119.90
1	1G	1428	A	N1-C6-N6	5.76	122.06	118.60
26	14	778	G	C5-N7-C8	5.76	107.18	104.30
26	14	1627	G	C6-C5-N7	-5.76	126.94	130.40
26	14	2428	G	N1-C6-O6	-5.76	116.44	119.90
26	14	2701	C	N3-C4-C5	5.76	124.20	121.90
1	13	387	U	OP1-P-O3'	5.76	117.87	105.20
26	1H	418	G	N1-C2-N2	-5.76	111.02	116.20
26	1H	1636	C	N3-C4-N4	5.76	122.03	118.00
26	1H	1669	A	N7-C8-N9	5.76	116.68	113.80
26	1H	2436	G	O5'-P-OP1	-5.76	100.52	105.70
26	14	472	A	C8-N9-C4	-5.76	103.50	105.80
1	13	985	C	O5'-P-OP2	5.76	117.61	110.70
26	1H	30	G	N3-C4-C5	-5.76	125.72	128.60
26	1H	607	U	N3-C4-O4	-5.76	115.37	119.40
26	1H	1379	A	C5-C6-N6	-5.76	119.09	123.70
26	1H	1815	A	N1-C6-N6	5.76	122.05	118.60
1	1G	388	G	C5-C6-O6	5.76	132.05	128.60
26	14	729	G	C5-C6-O6	-5.76	125.15	128.60
26	14	1784	A	C5-N7-C8	-5.76	101.02	103.90
26	14	2009	G	O5'-P-OP1	5.76	117.61	110.70
26	14	2057	A	N1-C6-N6	5.76	122.05	118.60
26	14	2498	C	C6-N1-C2	5.76	122.60	120.30
26	1H	566	U	OP1-P-O3'	5.75	117.86	105.20
26	1H	1589	C	OP1-P-OP2	-5.75	110.97	119.60
30	21	129	HIS	C-N-CA	-5.75	110.22	122.30
26	14	1142	U	C6-N1-C1'	-5.75	113.14	121.20

Continued on next page...

Continued from previous page...

Mol	Chain	Res	Type	Atoms	Z	Observed(°)	Ideal(°)
26	14	1142(A)	A	N3-C4-N9	-5.75	122.80	127.40
26	14	2058	A	C8-N9-C4	-5.75	103.50	105.80
26	14	2505	G	OP2-P-O3'	5.75	117.86	105.20
20	BI	99	LEU	CA-CB-CG	5.75	128.53	115.30
26	1H	1034	G	C5-C6-O6	-5.75	125.15	128.60
26	1H	1370	C	N1-C2-O2	-5.75	115.45	118.90
26	1H	2522	U	C2-N3-C4	-5.75	123.55	127.00
1	1G	1409	C	O5'-P-OP2	-5.75	100.52	105.70
26	14	2544	G	C6-C5-N7	-5.75	126.95	130.40
27	1J	98	G	C5-C6-O6	-5.75	125.15	128.60
26	1H	108	U	O5'-P-OP1	-5.75	100.52	105.70
26	14	1156	A	N9-C4-C5	-5.75	103.50	105.80
26	14	1681	G	C4-C5-N7	5.75	113.10	110.80
1	13	630	G	C4-N9-C1'	-5.75	119.02	126.50
26	1H	707	G	O5'-P-OP2	-5.75	100.53	105.70
26	1H	1954	G	C4-C5-N7	-5.75	108.50	110.80
26	14	2583	G	C5-C6-N1	5.75	114.38	111.50
26	1H	1658	C	N3-C4-C5	-5.75	119.60	121.90
26	1H	1982	C	N1-C2-O2	-5.75	115.45	118.90
26	1H	2555	U	N1-C2-N3	5.75	118.35	114.90
26	1H	2606	C	O5'-P-OP1	-5.75	100.53	105.70
26	1H	2691	C	C6-N1-C2	5.75	122.60	120.30
31	31	117	ARG	NE-CZ-NH1	-5.75	117.43	120.30
26	14	737	C	C4-C5-C6	5.75	120.27	117.40
26	14	2713	A	C5-C6-N6	-5.75	119.10	123.70
26	1H	621	A	C5-C6-N1	-5.75	114.83	117.70
26	1H	797	C	N1-C2-O2	-5.75	115.45	118.90
26	1H	1197	G	N1-C6-O6	-5.75	116.45	119.90
26	1H	1779	U	OP1-P-OP2	5.75	128.22	119.60
26	1H	1827	C	OP2-P-O3'	5.75	117.84	105.20
26	1H	2030	A	N1-C6-N6	5.75	122.05	118.60
23	2L	46	G	C5-C6-O6	5.75	132.05	128.60
26	14	832	G	N1-C6-O6	5.75	123.35	119.90
26	1H	2440	C	O5'-P-OP2	-5.75	100.53	105.70
1	1G	1432	G	N3-C4-C5	-5.75	125.73	128.60
26	14	2499	C	N1-C2-O2	-5.75	115.45	118.90
1	13	1426	C	C5-C4-N4	-5.74	116.18	120.20
24	3K	70	C	C6-N1-C2	-5.74	118.00	120.30
27	16	81	G	N3-C4-N9	-5.74	122.55	126.00
1	1G	46	G	C8-N9-C4	5.74	108.70	106.40
26	14	382	G	OP1-P-O3'	5.74	117.83	105.20
26	14	1678	G	C5-C6-N1	-5.74	108.63	111.50

Continued on next page...

Continued from previous page...

Mol	Chain	Res	Type	Atoms	Z	Observed(°)	Ideal(°)
26	1H	1004	C	N3-C4-C5	-5.74	119.60	121.90
1	13	1149	C	C6-N1-C2	-5.74	118.00	120.30
26	1H	721	C	O5'-P-OP1	-5.74	100.53	105.70
26	1H	2093	G	OP2-P-O3'	5.74	117.83	105.20
26	1H	2297	C	N3-C4-N4	-5.74	113.98	118.00
26	1H	2376	A	N1-C2-N3	5.74	132.17	129.30
26	1H	2401	U	O5'-P-OP1	-5.74	100.53	105.70
27	16	61	G	N7-C8-N9	5.74	115.97	113.10
1	1G	413	G	C8-N9-C1'	5.74	134.46	127.00
26	14	460	A	OP1-P-OP2	-5.74	110.99	119.60
26	14	628	G	C5-C6-O6	-5.74	125.16	128.60
26	14	1635	G	OP1-P-O3'	5.74	117.83	105.20
26	14	2330	G	N1-C6-O6	5.74	123.34	119.90
23	2K	57	C	OP1-P-O3'	5.74	117.83	105.20
26	1H	236	C	C4-C5-C6	5.74	120.27	117.40
26	1H	512	G	C5-C6-O6	5.74	132.04	128.60
26	1H	646	A	N7-C8-N9	5.74	116.67	113.80
26	1H	749	C	N3-C4-C5	-5.74	119.60	121.90
26	1H	852	G	N3-C2-N2	5.74	123.92	119.90
26	1H	1590	U	O5'-P-OP1	-5.74	100.53	105.70
26	1H	2246	G	C4-C5-N7	-5.74	108.50	110.80
26	1H	2360	A	C2-N3-C4	-5.74	107.73	110.60
1	1G	296	U	N3-C2-O2	-5.74	118.18	122.20
26	14	583	G	N7-C8-N9	5.74	115.97	113.10
26	14	1825	A	N1-C6-N6	-5.74	115.16	118.60
1	13	449	C	N3-C2-O2	-5.74	117.88	121.90
1	13	1216	G	O5'-P-OP2	-5.74	100.54	105.70
26	1H	562	U	O5'-P-OP1	-5.74	100.54	105.70
26	1H	585	G	N1-C6-O6	5.74	123.34	119.90
26	1H	1558	A	O5'-P-OP2	5.74	117.58	110.70
26	1H	1675	C	N1-C2-O2	-5.74	115.46	118.90
26	1H	2003	G	C5-C6-O6	-5.74	125.16	128.60
26	1H	2592	G	N1-C6-O6	5.74	123.34	119.90
24	3L	76	A	N9-C4-C5	-5.74	103.50	105.80
26	14	1283	G	N3-C4-N9	5.74	129.44	126.00
26	14	1919	A	N9-C4-C5	-5.74	103.50	105.80
26	14	2866	U	N1-C2-N3	5.74	118.34	114.90
26	1H	246	C	OP1-P-O3'	5.74	117.82	105.20
26	1H	775	G	N3-C2-N2	5.74	123.91	119.90
26	1H	2751	G	C6-C5-N7	-5.74	126.96	130.40
26	14	802	A	C6-N1-C2	-5.74	115.16	118.60
26	14	2712	U	N3-C4-O4	-5.74	115.39	119.40

Continued on next page...

Continued from previous page...

Mol	Chain	Res	Type	Atoms	Z	Observed(°)	Ideal(°)
26	1H	826	U	C4-C5-C6	5.73	123.14	119.70
1	13	1158	C	C2-N1-C1'	5.73	125.11	118.80
26	1H	1340	U	C5-C6-N1	-5.73	119.83	122.70
26	1H	1364	G	N3-C2-N2	5.73	123.91	119.90
26	1H	1627	G	N3-C2-N2	5.73	123.91	119.90
26	1H	1900	A	C5'-C4'-O4'	-5.73	102.22	109.10
26	14	391	G	N1-C6-O6	5.73	123.34	119.90
1	13	910	C	O5'-P-OP1	5.73	117.58	110.70
1	13	1097	C	N1-C2-O2	5.73	122.34	118.90
26	1H	215	G	OP1-P-O3'	5.73	117.81	105.20
26	1H	414	C	OP1-P-OP2	5.73	128.20	119.60
26	1H	588	U	OP2-P-O3'	5.73	117.81	105.20
26	1H	1936	A	O4'-C1'-N9	5.73	112.78	108.20
26	14	1698	A	C4-N9-C1'	5.73	136.61	126.30
26	14	1894	C	N1-C2-O2	5.73	122.34	118.90
26	14	2446	G	N1-C6-O6	-5.73	116.46	119.90
26	14	2572	A	C5-C6-N1	5.73	120.56	117.70
26	14	2682	U	O5'-P-OP2	-5.73	100.54	105.70
34	69	77	LEU	CA-CB-CG	5.73	128.48	115.30
26	1H	270	A	O5'-P-OP2	-5.73	100.54	105.70
26	1H	2574	G	C8-N9-C4	5.73	108.69	106.40
1	1G	1517	G	O5'-P-OP1	5.73	117.58	110.70
26	14	1416	G	O4'-C1'-N9	5.73	112.78	108.20
26	14	2523	G	N1-C6-O6	5.73	123.34	119.90
26	14	2701	C	OP2-P-O3'	5.73	117.80	105.20
1	13	1222	G	O5'-P-OP2	-5.73	100.55	105.70
1	13	1477	C	N3-C4-N4	5.73	122.01	118.00
26	1H	85	G	O5'-P-OP2	-5.73	100.55	105.70
26	1H	832	G	C8-N9-C4	-5.73	104.11	106.40
1	1G	1529	G	C4-N9-C1'	5.73	133.95	126.50
26	1H	1800	C	O5'-P-OP2	5.73	117.57	110.70
26	1H	2073	C	OP2-P-O3'	5.73	117.80	105.20
26	1H	2313	C	OP2-P-O3'	5.73	117.80	105.20
27	16	44	G	OP2-P-O3'	5.73	117.80	105.20
26	14	507	A	C2-N3-C4	5.73	113.46	110.60
26	14	2490	G	C4-N9-C1'	5.73	133.94	126.50
26	1H	512	G	N7-C8-N9	-5.72	110.24	113.10
26	1H	987	G	N3-C2-N2	-5.72	115.89	119.90
26	1H	2253	G	C8-N9-C4	5.72	108.69	106.40
26	14	834	C	C6-N1-C2	-5.72	118.01	120.30
1	13	1199	U	O5'-P-OP1	-5.72	100.55	105.70
1	13	1403	C	C4-C5-C6	-5.72	114.54	117.40

Continued on next page...

Continued from previous page...

Mol	Chain	Res	Type	Atoms	Z	Observed(°)	Ideal(°)
26	1H	150	C	C5-C6-N1	-5.72	118.14	121.00
26	1H	615	G	C2-N3-C4	5.72	114.76	111.90
26	1H	664	C	N1-C2-N3	5.72	123.20	119.20
26	1H	1382	G	C6-C5-N7	-5.72	126.97	130.40
26	1H	1626	G	P-O3'-C3'	5.72	126.57	119.70
26	1H	1863	G	O5'-P-OP1	-5.72	100.55	105.70
26	1H	2817	G	N3-C4-N9	5.72	129.43	126.00
27	16	72	G	C5-C6-O6	-5.72	125.17	128.60
26	14	447	A	O5'-P-OP2	5.72	117.57	110.70
26	14	484	C	C6-N1-C2	-5.72	118.01	120.30
26	14	2607	G	O5'-P-OP2	-5.72	100.55	105.70
26	14	2676	C	C6-N1-C2	5.72	122.59	120.30
27	1J	47	C	C6-N1-C2	5.72	122.59	120.30
1	13	197	A	C8-N9-C4	-5.72	103.51	105.80
1	13	1200	C	N3-C4-C5	-5.72	119.61	121.90
1	13	1242	C	C6-N1-C2	5.72	122.59	120.30
26	1H	241	A	C2-N3-C4	-5.72	107.74	110.60
26	1H	670	A	C5-C6-N1	5.72	120.56	117.70
26	1H	790	C	C6-N1-C2	5.72	122.59	120.30
26	14	1450	C	O5'-P-OP2	-5.72	100.55	105.70
26	1H	296	C	C6-N1-C2	5.72	122.59	120.30
26	1H	1141	U	OP1-P-OP2	-5.72	111.02	119.60
26	1H	1363	C	N3-C4-C5	5.72	124.19	121.90
26	1H	2515	C	O5'-P-OP1	5.72	117.56	110.70
26	1H	299	A	OP2-P-O3'	5.72	117.78	105.20
26	1H	811	U	C4-C5-C6	5.72	123.13	119.70
26	1H	1241	A	C4-C5-N7	5.72	113.56	110.70
26	14	615	G	C8-N9-C1'	5.72	134.43	127.00
26	14	724	U	O5'-P-OP1	-5.72	100.55	105.70
26	1H	1262	A	O5'-P-OP1	-5.72	100.56	105.70
26	1H	1373	A	C8-N9-C4	5.72	108.09	105.80
26	1H	2271	G	N3-C2-N2	5.72	123.90	119.90
1	13	1323	G	N1-C6-O6	5.71	123.33	119.90
1	1G	541	G	C5-C6-O6	-5.71	125.17	128.60
26	14	133	C	C5-C6-N1	-5.71	118.14	121.00
26	14	451	C	N3-C4-C5	5.71	124.19	121.90
26	14	2649	U	N3-C4-O4	5.71	123.40	119.40
26	1H	138	G	N3-C4-C5	5.71	131.46	128.60
26	1H	821	A	OP1-P-O3'	5.71	117.77	105.20
26	1H	915	C	O4'-C1'-N1	5.71	112.77	108.20
26	1H	2811	G	N1-C6-O6	5.71	123.33	119.90
27	16	73	A	O5'-P-OP1	5.71	117.55	110.70

Continued on next page...

Continued from previous page...

Mol	Chain	Res	Type	Atoms	Z	Observed(°)	Ideal(°)
26	14	24	G	N3-C4-C5	5.71	131.46	128.60
26	14	639	U	C5-C4-O4	5.71	129.33	125.90
26	14	757	U	C2-N3-C4	-5.71	123.57	127.00
26	14	2252	G	O5'-P-OP2	-5.71	100.56	105.70
26	1H	239	U	C5-C4-O4	5.71	129.33	125.90
27	1J	114	G	C2-N3-C4	-5.71	109.05	111.90
1	13	310	G	O5'-P-OP1	-5.71	100.56	105.70
1	13	538	G	C6-C5-N7	-5.71	126.97	130.40
1	13	1177	G	C6-C5-N7	5.71	133.82	130.40
26	1H	831	G	N1-C2-N2	-5.71	111.06	116.20
26	1H	1612	C	N3-C2-O2	5.71	125.90	121.90
26	1H	2293	C	N3-C4-C5	5.71	124.18	121.90
26	1H	2331	G	C4-C5-N7	5.71	113.08	110.80
26	1H	2389	G	OP1-P-O3'	5.71	117.76	105.20
1	1G	1406	U	OP1-P-OP2	-5.71	111.04	119.60
26	14	2604	U	C2-N1-C1'	5.71	124.55	117.70
26	14	2698	U	N1-C2-O2	5.71	126.80	122.80
1	13	43	C	C5-C6-N1	5.71	123.85	121.00
1	13	1158	C	N1-C2-O2	5.71	122.32	118.90
26	1H	745	G	N3-C4-C5	-5.71	125.75	128.60
26	1H	2057	A	C6-N1-C2	-5.71	115.18	118.60
26	1H	2385	C	N1-C2-N3	5.71	123.19	119.20
1	1G	120	A	N1-C6-N6	5.71	122.02	118.60
26	14	2134	A	C2-N3-C4	5.71	113.45	110.60
26	14	803	U	N3-C2-O2	-5.71	118.21	122.20
1	13	858	G	C4-N9-C1'	5.70	133.91	126.50
1	13	1233	G	N1-C6-O6	-5.70	116.48	119.90
26	1H	470	A	C2-N3-C4	-5.70	107.75	110.60
26	1H	514	A	C5-N7-C8	5.70	106.75	103.90
26	14	1124	C	C2-N3-C4	-5.70	117.05	119.90
1	13	401	C	C2-N3-C4	-5.70	117.05	119.90
26	1H	69	C	C6-N1-C2	-5.70	118.02	120.30
26	1H	462	C	C6-N1-C2	-5.70	118.02	120.30
26	14	2325	G	N7-C8-N9	5.70	115.95	113.10
1	13	767	A	C2-N3-C4	-5.70	107.75	110.60
1	13	798	G	C5-N7-C8	-5.70	101.45	104.30
26	1H	966	G	C8-N9-C4	5.70	108.68	106.40
26	1H	2281	C	N3-C4-N4	5.70	121.99	118.00
26	1H	2334	G	OP2-P-O3'	5.70	117.74	105.20
1	1G	579	G	C8-N9-C4	-5.70	104.12	106.40
26	14	531	C	C4-C5-C6	5.70	120.25	117.40
26	14	1772	G	C8-N9-C4	5.70	108.68	106.40

Continued on next page...

Continued from previous page...

Mol	Chain	Res	Type	Atoms	Z	Observed(°)	Ideal(°)
26	1H	195	A	OP1-P-O3'	-5.70	92.66	105.20
26	1H	275	G	C4-N9-C1'	-5.70	119.09	126.50
26	1H	2816	C	N3-C4-C5	-5.70	119.62	121.90
26	14	969	U	OP1-P-O3'	5.70	117.74	105.20
26	14	1569	A	N9-C4-C5	5.70	108.08	105.80
26	14	2775	A	C2-N3-C4	-5.70	107.75	110.60
1	1G	428	G	C8-N9-C1'	5.70	134.41	127.00
26	14	1121	C	C6-N1-C2	5.70	122.58	120.30
26	14	1977	A	N1-C2-N3	5.70	132.15	129.30
26	14	2495	G	C5-C6-N1	-5.70	108.65	111.50
1	13	1513	A	N1-C6-N6	5.70	122.02	118.60
26	1H	131	G	C4-C5-N7	5.70	113.08	110.80
26	1H	466	A	C5-C6-N6	-5.70	119.14	123.70
26	1H	776	G	C6-N1-C2	-5.70	121.68	125.10
26	1H	1336	A	C5-C6-N1	5.70	120.55	117.70
26	1H	2331	G	C8-N9-C4	5.70	108.68	106.40
26	1H	2431	U	OP2-P-O3'	-5.70	92.67	105.20
26	1H	2598	A	C5-C6-N6	-5.70	119.14	123.70
26	14	2866	U	C6-N1-C2	-5.70	117.58	121.00
26	1H	1586	A	C5-N7-C8	-5.69	101.05	103.90
26	14	1586	A	C8-N9-C4	-5.69	103.52	105.80
1	13	798	G	N7-C8-N9	5.69	115.95	113.10
1	13	1514	C	C6-N1-C2	-5.69	118.02	120.30
26	1H	722	A	C2-N3-C4	-5.69	107.75	110.60
26	1H	2469	A	O4'-C1'-N9	5.69	112.75	108.20
26	14	1241	A	O4'-C1'-N9	5.69	112.75	108.20
26	1H	682	G	C4-C5-N7	5.69	113.08	110.80
26	1H	713	G	N1-C6-O6	5.69	123.31	119.90
26	1H	789	A	O5'-P-OP1	-5.69	100.58	105.70
26	1H	2761	G	C6-N1-C2	-5.69	121.69	125.10
26	14	606	U	N3-C4-O4	-5.69	115.42	119.40
26	14	1433	U	C5-C6-N1	-5.69	119.86	122.70
26	14	2567	G	N7-C8-N9	-5.69	110.25	113.10
26	14	2822	G	C8-N9-C4	5.69	108.68	106.40
26	1H	1422	G	N3-C2-N2	-5.69	115.92	119.90
26	1H	1775	U	OP2-P-O3'	-5.69	92.69	105.20
26	1H	2040	C	N3-C4-N4	5.69	121.98	118.00
26	14	1585	C	N3-C2-O2	-5.69	117.92	121.90
1	13	697	U	C5-C4-O4	-5.69	122.49	125.90
26	1H	733	G	C2-N3-C4	-5.69	109.06	111.90
26	1H	1891	G	N1-C6-O6	5.69	123.31	119.90
26	1H	2697	G	C5-C6-O6	5.69	132.01	128.60

Continued on next page...

Continued from previous page...

Mol	Chain	Res	Type	Atoms	Z	Observed(°)	Ideal(°)
27	16	101	A	N1-C2-N3	5.69	132.14	129.30
26	14	1233	C	N1-C2-O2	-5.69	115.49	118.90
26	14	1770	G	C8-N9-C4	-5.69	104.12	106.40
26	14	2820	A	OP1-P-O3'	5.69	117.71	105.20
26	1H	142	G	OP1-P-O3'	-5.69	92.69	105.20
26	1H	1312	U	OP2-P-O3'	5.69	117.71	105.20
1	1G	1113	C	C5-C6-N1	5.69	123.84	121.00
26	14	563	G	N9-C4-C5	5.69	107.67	105.40
26	14	1497	U	C2-N1-C1'	-5.69	110.88	117.70
1	13	382	A	C8-N9-C4	5.68	108.07	105.80
26	1H	250	G	N7-C8-N9	5.68	115.94	113.10
26	1H	827	U	N1-C2-O2	-5.68	118.82	122.80
26	1H	1571	A	N9-C4-C5	-5.68	103.53	105.80
1	1G	33	A	C8-N9-C4	-5.68	103.53	105.80
1	1G	1335	C	C6-N1-C2	5.68	122.57	120.30
26	14	879	G	N3-C4-C5	-5.68	125.76	128.60
26	14	1394	U	C2-N3-C4	5.68	130.41	127.00
26	14	1570	A	C8-N9-C4	-5.68	103.53	105.80
26	14	1830	C	N3-C4-N4	5.68	121.98	118.00
26	14	2776	A	N9-C4-C5	5.68	108.07	105.80
1	13	577	G	C2-N3-C4	-5.68	109.06	111.90
26	1H	272	G	C2-N3-C4	-5.68	109.06	111.90
26	1H	755	C	OP2-P-O3'	5.68	117.70	105.20
26	1H	1349	A	C5-C6-N1	-5.68	114.86	117.70
26	14	847	U	C5-C4-O4	5.68	129.31	125.90
26	14	1770	G	N7-C8-N9	5.68	115.94	113.10
1	13	738	C	C5-C6-N1	5.68	123.84	121.00
26	1H	2828	C	C2-N3-C4	-5.68	117.06	119.90
1	13	968	A	C6-C5-N7	-5.68	128.32	132.30
26	1H	104	U	N1-C2-N3	5.68	118.31	114.90
26	1H	974	G	OP1-P-OP2	5.68	128.12	119.60
26	1H	2592	G	C6-C5-N7	-5.68	126.99	130.40
1	1G	1259	C	C6-N1-C2	-5.68	118.03	120.30
26	14	1586	A	N7-C8-N9	5.68	116.64	113.80
26	14	2500	U	N3-C4-O4	-5.68	115.42	119.40
1	13	660	G	O5'-P-OP2	5.68	117.51	110.70
1	13	1303	C	N1-C2-O2	5.68	122.31	118.90
26	1H	520	G	OP1-P-O3'	5.68	117.69	105.20
26	1H	2395	C	O5'-P-OP1	5.68	117.51	110.70
26	1H	2468	G	O4'-C1'-N9	5.68	112.74	108.20
1	1G	562	C	N3-C4-C5	5.68	124.17	121.90
26	14	1890	A	N1-C2-N3	-5.68	126.46	129.30

Continued on next page...

Continued from previous page...

Mol	Chain	Res	Type	Atoms	Z	Observed(°)	Ideal(°)
26	14	2191	G	C4-N9-C1'	5.68	133.88	126.50
1	13	250	A	C8-N9-C4	-5.68	103.53	105.80
1	13	1505	G	C4-N9-C1'	-5.68	119.12	126.50
23	2K	20	G	C4-C5-N7	-5.68	108.53	110.80
25	4K	18	G	C8-N9-C4	-5.68	104.13	106.40
26	1H	1373	A	N7-C8-N9	-5.68	110.96	113.80
26	1H	1624	G	C5-C6-N1	5.68	114.34	111.50
26	14	458	G	O5'-P-OP2	-5.68	100.59	105.70
26	14	1921	G	N3-C2-N2	5.68	123.87	119.90
26	14	2443	C	C2-N3-C4	-5.68	117.06	119.90
26	1H	942	G	C6-C5-N7	5.67	133.81	130.40
26	1H	1606	G	O5'-P-OP2	-5.67	100.59	105.70
26	1H	2498	C	C4-C5-C6	-5.67	114.56	117.40
26	1H	2518	A	C2-N3-C4	-5.67	107.76	110.60
1	1G	117	G	C5-C6-O6	-5.67	125.19	128.60
26	14	2513	G	C5-C6-O6	-5.67	125.19	128.60
27	1J	54	G	C8-N9-C4	-5.67	104.13	106.40
26	1H	682	G	N9-C4-C5	-5.67	103.13	105.40
26	1H	1953	A	OP1-P-O3'	5.67	117.68	105.20
26	1H	2599	G	N1-C6-O6	-5.67	116.50	119.90
1	1G	904	C	O5'-P-OP1	-5.67	100.59	105.70
26	14	686	G	C5-C6-N1	5.67	114.34	111.50
26	14	854	G	N3-C2-N2	-5.67	115.93	119.90
1	13	1207	G	O5'-P-OP2	-5.67	100.59	105.70
26	1H	859	G	C4-N9-C1'	-5.67	119.13	126.50
26	1H	1599	C	C2-N3-C4	-5.67	117.06	119.90
26	1H	2378	A	C5-N7-C8	-5.67	101.06	103.90
26	1H	2393	A	N1-C2-N3	5.67	132.14	129.30
1	1G	189	U	C5-C4-O4	-5.67	122.50	125.90
1	1G	266	G	O4'-C1'-N9	-5.67	103.66	108.20
26	14	495	G	N9-C4-C5	5.67	107.67	105.40
26	14	1204	A	C5-N7-C8	-5.67	101.06	103.90
26	14	2329	G	N7-C8-N9	-5.67	110.26	113.10
26	14	2401	U	C2-N1-C1'	5.67	124.51	117.70
1	13	238	G	N1-C2-N2	-5.67	111.10	116.20
1	13	960	U	C6-N1-C2	-5.67	117.60	121.00
1	13	1502	A	N9-C1'-C2'	5.67	121.37	114.00
26	1H	2239	G	N1-C2-N2	-5.67	111.10	116.20
26	14	1127	A	O4'-C1'-N9	5.67	112.74	108.20
26	14	1528	A	C2-N3-C4	-5.67	107.77	110.60
26	14	1651	G	N7-C8-N9	5.67	115.94	113.10
26	14	2580	U	C2-N1-C1'	5.67	124.50	117.70

Continued on next page...

Continued from previous page...

Mol	Chain	Res	Type	Atoms	Z	Observed(°)	Ideal(°)
27	1J	7	G	C2-N3-C4	-5.67	109.06	111.90
24	3K	27	G	N3-C4-C5	-5.67	125.77	128.60
26	1H	769	G	N3-C4-N9	5.67	129.40	126.00
26	1H	1800	C	OP1-P-O3'	5.67	117.67	105.20
26	14	121	G	C5-C6-N1	5.67	114.33	111.50
26	14	445	C	N1-C2-O2	-5.67	115.50	118.90
26	14	1594	G	O5'-P-OP2	5.67	117.50	110.70
1	13	970	C	O5'-P-OP2	5.67	117.50	110.70
26	1H	602	G	C6-C5-N7	-5.67	127.00	130.40
26	1H	2395	C	N3-C4-C5	5.67	124.17	121.90
26	1H	2501	C	O4'-C1'-N1	5.67	112.73	108.20
26	1H	2712	U	P-O3'-C3'	5.67	126.50	119.70
22	1L	76	A	C8-N9-C4	-5.67	103.53	105.80
26	14	68	G	N9-C4-C5	-5.67	103.13	105.40
26	14	601	C	N1-C2-O2	-5.67	115.50	118.90
26	14	1639	U	C5-C6-N1	-5.67	119.87	122.70
27	1J	89	G	C4-N9-C1'	5.67	133.87	126.50
26	1H	577	G	C5-C6-O6	-5.67	125.20	128.60
26	1H	1282	U	N1-C2-O2	-5.67	118.83	122.80
26	1H	2418	A	C8-N9-C4	-5.67	103.53	105.80
26	14	998	C	N1-C2-O2	5.67	122.30	118.90
26	1H	139	G	C6-N1-C2	-5.66	121.70	125.10
26	1H	1184	G	OP2-P-O3'	5.66	117.66	105.20
38	88	84	GLY	N-CA-C	-5.66	98.94	113.10
26	14	1005	C	O5'-P-OP2	-5.66	100.60	105.70
26	14	1128	A	OP2-P-O3'	5.66	117.66	105.20
26	14	2044	C	OP1-P-OP2	5.66	128.10	119.60
26	14	2271	G	OP2-P-O3'	5.66	117.66	105.20
26	1H	422	A	N9-C4-C5	-5.66	103.53	105.80
26	1H	984	A	N9-C4-C5	-5.66	103.53	105.80
26	14	2084	C	C4-C5-C6	5.66	120.23	117.40
26	1H	245	G	N3-C4-N9	5.66	129.40	126.00
26	1H	271	G	C5-C6-O6	-5.66	125.20	128.60
26	1H	294	A	O4'-C1'-N9	5.66	112.73	108.20
26	1H	695	G	O4'-C1'-N9	5.66	112.73	108.20
26	1H	749	C	N1-C2-O2	5.66	122.30	118.90
26	1H	2589	A	C8-N9-C4	5.66	108.06	105.80
26	14	194	G	OP2-P-O3'	5.66	117.65	105.20
26	14	1386	C	N3-C4-C5	-5.66	119.64	121.90
26	14	2583	G	C5-C6-O6	-5.66	125.20	128.60
26	14	2713	A	N1-C2-N3	5.66	132.13	129.30
1	13	872	A	O4'-C1'-N9	5.66	112.73	108.20

Continued on next page...

Continued from previous page...

Mol	Chain	Res	Type	Atoms	Z	Observed(°)	Ideal(°)
1	13	890	G	N7-C8-N9	-5.66	110.27	113.10
26	1H	598	G	O5'-P-OP2	-5.66	100.61	105.70
26	1H	2337	G	C5-C6-O6	-5.66	125.20	128.60
26	1H	2763	G	C8-N9-C1'	-5.66	119.64	127.00
1	1G	28	G	C8-N9-C4	-5.66	104.14	106.40
1	1G	1519	A	N1-C2-N3	5.66	132.13	129.30
22	1K	35	U	N1-C2-O2	5.66	126.76	122.80
26	1H	781	A	OP1-P-OP2	5.66	128.09	119.60
26	1H	1661	G	N7-C8-N9	-5.66	110.27	113.10
1	13	134	A	N9-C4-C5	-5.66	103.54	105.80
1	13	901	A	C5-C6-N6	-5.66	119.18	123.70
26	1H	738	G	C8-N9-C4	-5.66	104.14	106.40
26	1H	769	G	C6-N1-C2	-5.66	121.71	125.10
26	1H	1822	G	N1-C2-N3	5.66	127.29	123.90
26	1H	2056	G	C8-N9-C1'	-5.66	119.65	127.00
27	16	57	A	N1-C6-N6	-5.66	115.21	118.60
26	14	327	G	N1-C6-O6	5.66	123.29	119.90
26	14	603	A	O4'-C1'-N9	5.66	112.72	108.20
26	14	824	A	N7-C8-N9	-5.66	110.97	113.80
26	14	1698	A	C8-N9-C1'	-5.66	117.52	127.70
26	14	1760	A	C6-N1-C2	-5.66	115.21	118.60
1	13	583	A	N3-C4-C5	5.65	130.76	126.80
42	C8	12	ARG	NE-CZ-NH2	-5.65	117.47	120.30
26	14	503	A	C5-C6-N6	5.65	128.22	123.70
26	14	681	G	N1-C6-O6	5.65	123.29	119.90
26	14	773	U	N1-C2-O2	-5.65	118.84	122.80
26	14	795	C	O5'-P-OP1	-5.65	100.61	105.70
1	13	429	U	O4'-C1'-N1	5.65	112.72	108.20
1	13	1464	G	C5-C6-O6	-5.65	125.21	128.60
2	1E	158	LEU	CA-CB-CG	5.65	128.30	115.30
26	1H	135	G	C6-N1-C2	-5.65	121.71	125.10
26	1H	2424	C	C4-C5-C6	-5.65	114.58	117.40
26	14	587	C	C6-N1-C2	5.65	122.56	120.30
26	14	1410	G	O5'-P-OP2	-5.65	100.61	105.70
27	1J	22	U	C5-C6-N1	5.65	125.53	122.70
27	16	28	C	OP1-P-OP2	-5.65	111.13	119.60
26	14	1840	G	C5-C6-N1	-5.65	108.67	111.50
26	14	2096	U	C5-C6-N1	5.65	125.52	122.70
26	14	2449	U	OP2-P-O3'	5.65	117.63	105.20
1	13	601	C	O5'-P-OP2	-5.65	100.62	105.70
23	2K	62	C	C6-N1-C2	-5.65	118.04	120.30
26	1H	470	A	N1-C2-N3	5.65	132.12	129.30

Continued on next page...

Continued from previous page...

Mol	Chain	Res	Type	Atoms	Z	Observed(°)	Ideal(°)
26	1H	1199	U	C2-N3-C4	-5.65	123.61	127.00
26	1H	1261	C	N3-C4-C5	5.65	124.16	121.90
26	1H	2318	G	C8-N9-C4	-5.65	104.14	106.40
26	1H	2594	C	C2-N1-C1'	5.65	125.01	118.80
1	1G	630	G	C5-N7-C8	5.65	107.12	104.30
26	14	1899	G	N9-C4-C5	-5.65	103.14	105.40
27	1J	113	C	OP1-P-OP2	5.65	128.07	119.60
26	1H	314	A	N1-C6-N6	5.65	121.99	118.60
26	1H	1954	G	O5'-P-OP2	5.65	117.47	110.70
26	1H	2048	G	N1-C6-O6	5.65	123.29	119.90
26	1H	2366	A	OP1-P-O3'	-5.65	92.78	105.20
23	2L	48	U	P-O3'-C3'	5.65	126.47	119.70
1	13	503	C	C2-N1-C1'	5.64	125.01	118.80
26	1H	1142	U	C5-C4-O4	-5.64	122.51	125.90
26	1H	1634	A	OP2-P-O3'	5.64	117.62	105.20
26	1H	1791	A	N1-C2-N3	-5.64	126.48	129.30
26	1H	2006	C	C6-N1-C2	5.64	122.56	120.30
26	1H	2053	G	N1-C2-N2	5.64	121.28	116.20
26	1H	2311	A	N7-C8-N9	5.64	116.62	113.80
26	1H	2330	G	C4-C5-N7	5.64	113.06	110.80
1	1G	1127	G	O5'-P-OP1	-5.64	100.62	105.70
26	14	771	G	O5'-P-OP1	5.64	117.47	110.70
26	14	821	A	OP1-P-OP2	5.64	128.06	119.60
26	14	2013	A	N1-C2-N3	5.64	132.12	129.30
26	14	2555	U	N1-C2-O2	-5.64	118.85	122.80
1	13	312	C	OP2-P-O3'	5.64	117.61	105.20
1	13	434	U	C5-C6-N1	5.64	125.52	122.70
26	1H	142	G	C2-N3-C4	-5.64	109.08	111.90
26	1H	758	C	O5'-P-OP2	-5.64	100.62	105.70
26	1H	860	U	C2-N3-C4	-5.64	123.61	127.00
26	1H	996	A	N7-C8-N9	-5.64	110.98	113.80
26	1H	2391	G	C5-C6-O6	5.64	131.99	128.60
1	1G	966	G	C8-N9-C4	5.64	108.66	106.40
26	14	1630	G	C2-N3-C4	5.64	114.72	111.90
1	13	328	C	C2-N1-C1'	5.64	125.00	118.80
1	13	762	C	C5-C6-N1	-5.64	118.18	121.00
23	2K	61	U	OP1-P-OP2	5.64	128.06	119.60
26	1H	113	G	N1-C2-N2	5.64	121.28	116.20
26	1H	391	G	C5-C6-N1	-5.64	108.68	111.50
26	1H	1627	G	C5-N7-C8	5.64	107.12	104.30
26	1H	1699	G	N3-C2-N2	5.64	123.85	119.90
26	1H	1768	U	N3-C4-O4	-5.64	115.45	119.40

Continued on next page...

Continued from previous page...

Mol	Chain	Res	Type	Atoms	Z	Observed(°)	Ideal(°)
26	1H	2074	U	N1-C2-N3	5.64	118.28	114.90
27	16	77	U	C2-N3-C4	-5.64	123.62	127.00
23	2L	35	C	C2-N1-C1'	5.64	125.00	118.80
26	14	935	C	C5-C6-N1	-5.64	118.18	121.00
26	14	1953	A	O5'-P-OP2	5.64	117.47	110.70
26	14	2866	U	C6-N1-C1'	5.64	129.09	121.20
26	1H	1009	A	C5-N7-C8	5.64	106.72	103.90
26	14	2031	A	C4-C5-N7	5.64	113.52	110.70
1	13	1232	U	N1-C2-O2	-5.64	118.85	122.80
23	2K	45	A	N1-C6-N6	5.64	121.98	118.60
26	1H	314	A	C4-C5-N7	5.64	113.52	110.70
26	1H	1249	U	C2-N3-C4	-5.64	123.62	127.00
26	1H	2392	A	OP2-P-O3'	5.64	117.60	105.20
26	1H	2500	U	OP2-P-O3'	5.64	117.60	105.20
26	14	579	G	N1-C2-N2	5.64	121.27	116.20
26	14	615	G	C4-N9-C1'	-5.64	119.17	126.50
26	14	1637	A	C5-C6-N1	-5.64	114.88	117.70
26	14	2364	C	O5'-P-OP1	5.64	117.46	110.70
1	13	15	G	N3-C4-N9	5.63	129.38	126.00
1	13	1442	G	C6-C5-N7	-5.63	127.02	130.40
26	1H	1670	C	C4-C5-C6	5.63	120.22	117.40
26	1H	2454	G	N3-C2-N2	5.63	123.84	119.90
26	1H	2509	G	C5-C6-N1	5.63	114.32	111.50
26	14	796	C	C2-N3-C4	-5.63	117.08	119.90
26	14	961	C	OP1-P-OP2	5.63	128.05	119.60
26	14	1627	G	C8-N9-C1'	-5.63	119.67	127.00
26	14	1653	G	O5'-P-OP2	-5.63	100.63	105.70
26	14	2006	C	N3-C4-C5	5.63	124.15	121.90
37	78	49	ARG	NE-CZ-NH1	5.63	123.12	120.30
1	1G	501	C	OP2-P-O3'	5.63	117.59	105.20
26	14	1543	A	N1-C2-N3	5.63	132.12	129.30
1	13	760	G	N9-C4-C5	-5.63	103.15	105.40
26	1H	73	A	N1-C2-N3	-5.63	126.48	129.30
26	1H	528	A	N7-C8-N9	5.63	116.62	113.80
26	1H	823	G	N7-C8-N9	-5.63	110.28	113.10
26	1H	930	U	OP1-P-O3'	5.63	117.59	105.20
30	21	152	LYS	C-N-CA	-5.63	110.47	122.30
26	14	808	G	N9-C4-C5	-5.63	103.15	105.40
26	14	954	G	N3-C2-N2	-5.63	115.96	119.90
26	14	1379	A	P-O3'-C3'	5.63	126.46	119.70
26	1H	2069	G	N9-C4-C5	-5.63	103.15	105.40
26	14	950	G	O5'-P-OP1	5.63	117.46	110.70

Continued on next page...

Continued from previous page...

Mol	Chain	Res	Type	Atoms	Z	Observed(°)	Ideal(°)
26	14	1559	G	C8-N9-C1'	-5.63	119.68	127.00
26	14	2350	C	O5'-P-OP2	-5.63	100.63	105.70
23	2K	32	G	N7-C8-N9	5.63	115.91	113.10
26	1H	128	C	N3-C4-C5	5.63	124.15	121.90
26	1H	983	A	N1-C6-N6	-5.63	115.22	118.60
26	1H	1190	G	OP1-P-OP2	5.63	128.04	119.60
26	1H	1566	A	OP1-P-O3'	5.63	117.58	105.20
26	1H	1616	A	OP1-P-OP2	5.63	128.04	119.60
26	1H	1998	G	C8-N9-C4	5.63	108.65	106.40
1	1G	944	G	N3-C4-N9	5.63	129.38	126.00
22	1L	3	G	OP1-P-O3'	5.63	117.58	105.20
26	14	704	G	N3-C2-N2	-5.63	115.96	119.90
26	14	1223	C	N1-C2-O2	-5.63	115.52	118.90
26	14	1695	G	N9-C4-C5	-5.63	103.15	105.40
26	14	2490	G	O4'-C1'-N9	5.63	112.70	108.20
26	1H	197	A	P-O3'-C3'	5.63	126.45	119.70
26	1H	207	A	C6-C5-N7	-5.63	128.36	132.30
26	1H	1256	G	N1-C6-O6	-5.63	116.52	119.90
26	1H	1347	G	OP2-P-O3'	-5.63	92.82	105.20
26	1H	1728	G	N9-C4-C5	-5.63	103.15	105.40
26	1H	2408	U	OP2-P-O3'	5.63	117.58	105.20
1	1G	754	C	C2-N1-C1'	5.63	124.99	118.80
26	14	1791	A	OP1-P-OP2	-5.63	111.16	119.60
26	14	2506	U	OP2-P-O3'	5.63	117.58	105.20
1	13	520	A	C2-N3-C4	-5.62	107.79	110.60
26	1H	906	G	C4-N9-C1'	-5.62	119.19	126.50
26	1H	37	C	C5-C4-N4	5.62	124.14	120.20
26	1H	46	C	N1-C2-O2	-5.62	115.53	118.90
26	1H	141	A	O4'-C1'-N9	5.62	112.70	108.20
26	1H	631	A	N7-C8-N9	-5.62	110.99	113.80
26	1H	2239	G	C5-N7-C8	-5.62	101.49	104.30
26	1H	2469	A	N9-C4-C5	-5.62	103.55	105.80
26	14	528	A	C5-C6-N6	-5.62	119.20	123.70
26	14	941	A	OP1-P-OP2	-5.62	111.17	119.60
26	14	1425	G	OP1-P-O3'	5.62	117.57	105.20
26	14	1426	G	N3-C2-N2	-5.62	115.96	119.90
26	14	1569	A	O4'-C1'-N9	5.62	112.70	108.20
1	13	352	C	O5'-P-OP2	-5.62	100.64	105.70
1	13	988	G	N3-C4-C5	-5.62	125.79	128.60
26	1H	217	G	OP1-P-O3'	5.62	117.57	105.20
26	1H	721	C	C5-C6-N1	-5.62	118.19	121.00
26	1H	1306	C	C6-N1-C2	5.62	122.55	120.30

Continued on next page...

Continued from previous page...

Mol	Chain	Res	Type	Atoms	Z	Observed(°)	Ideal(°)
26	1H	1326	U	N3-C2-O2	-5.62	118.27	122.20
26	1H	1570	A	N1-C6-N6	5.62	121.97	118.60
26	1H	2494	G	C4-C5-N7	-5.62	108.55	110.80
26	1H	2674	G	N9-C4-C5	5.62	107.65	105.40
1	1G	108	G	N1-C2-N3	-5.62	120.53	123.90
26	14	1992	G	C5-C6-O6	5.62	131.97	128.60
26	1H	2274	A	N1-C2-N3	5.62	132.11	129.30
1	1G	60	A	N9-C4-C5	-5.62	103.55	105.80
24	3L	58	A	P-O3'-C3'	5.62	126.44	119.70
23	2K	2	G	C2-N3-C4	5.62	114.71	111.90
26	1H	1315	C	C6-N1-C2	-5.62	118.05	120.30
26	14	823	G	C5-N7-C8	5.62	107.11	104.30
26	14	956	G	OP1-P-O3'	5.62	117.56	105.20
26	14	2386	C	N3-C4-C5	5.62	124.15	121.90
43	95	88	ARG	NE-CZ-NH1	-5.62	117.49	120.30
53	J5	16	ARG	CD-NE-CZ	5.62	131.47	123.60
26	14	922	U	C6-N1-C2	-5.62	117.63	121.00
1	13	617	G	N1-C6-O6	5.62	123.27	119.90
1	13	656	C	C6-N1-C2	-5.62	118.05	120.30
25	4K	16	A	C8-N9-C4	5.62	108.05	105.80
27	16	29	A	N7-C8-N9	5.62	116.61	113.80
27	16	47	C	C5-C4-N4	-5.62	116.27	120.20
1	1G	960	U	N3-C2-O2	-5.62	118.27	122.20
26	14	997	G	N1-C6-O6	-5.62	116.53	119.90
26	14	1969	A	N1-C6-N6	5.62	121.97	118.60
24	3K	34	U	P-O3'-C3'	5.61	126.44	119.70
26	1H	1497	U	N3-C4-O4	5.61	123.33	119.40
26	1H	1500	G	O5'-P-OP1	5.61	117.44	110.70
26	14	135	G	C5-C6-O6	-5.61	125.23	128.60
26	14	1307	A	OP1-P-OP2	5.61	128.02	119.60
26	14	2241	A	C2-N3-C4	-5.61	107.79	110.60
1	13	1108	G	N9-C4-C5	-5.61	103.16	105.40
1	13	1299	A	C5-N7-C8	-5.61	101.09	103.90
26	1H	1382	G	C4-N9-C1'	-5.61	119.20	126.50
26	1H	2277	G	C4-C5-N7	-5.61	108.56	110.80
26	1H	2379	G	C6-C5-N7	-5.61	127.03	130.40
1	1G	1305	G	O5'-P-OP1	-5.61	100.65	105.70
1	1G	1404	C	OP2-P-O3'	5.61	117.55	105.20
26	14	2703	C	N3-C2-O2	-5.61	117.97	121.90
26	14	2827	C	N3-C4-C5	5.61	124.14	121.90
26	1H	781	A	O5'-P-OP1	-5.61	100.65	105.70
26	1H	848	G	C4-N9-C1'	5.61	133.79	126.50

Continued on next page...

Continued from previous page...

Mol	Chain	Res	Type	Atoms	Z	Observed(°)	Ideal(°)
26	1H	1669	A	C5-N7-C8	-5.61	101.09	103.90
26	1H	1944	U	O5'-P-OP1	-5.61	100.65	105.70
26	1H	2418	A	C2-N3-C4	5.61	113.41	110.60
26	1H	2447	G	C2-N3-C4	5.61	114.70	111.90
26	1H	2609	U	OP1-P-O3'	5.61	117.54	105.20
1	1G	525	C	N3-C4-C5	-5.61	119.66	121.90
26	14	1286	A	OP2-P-O3'	5.61	117.54	105.20
26	14	1762	A	C2-N3-C4	-5.61	107.80	110.60
26	14	1903	G	C5-C6-N1	-5.61	108.69	111.50
26	1H	139	G	C5-C6-N1	5.61	114.30	111.50
26	1H	468	G	N7-C8-N9	-5.61	110.30	113.10
26	1H	1426	G	C5-C6-O6	-5.61	125.23	128.60
26	1H	2491	U	C4-C5-C6	-5.61	116.33	119.70
26	1H	686	G	N7-C8-N9	-5.61	110.30	113.10
26	1H	2007	C	N3-C2-O2	-5.61	117.97	121.90
26	1H	2353	G	OP1-P-OP2	5.61	128.01	119.60
26	14	117	G	C4-C5-N7	5.61	113.04	110.80
26	14	128	C	N3-C2-O2	-5.61	117.97	121.90
26	1H	121	G	C4-N9-C1'	5.61	133.79	126.50
26	1H	178	G	N7-C8-N9	-5.61	110.30	113.10
26	1H	389	G	N3-C2-N2	5.61	123.82	119.90
26	1H	1491	G	OP1-P-O3'	5.61	117.53	105.20
26	1H	1863	G	OP1-P-OP2	5.61	128.01	119.60
26	1H	2399	G	C8-N9-C4	5.61	108.64	106.40
26	1H	2701	C	OP2-P-O3'	5.61	117.53	105.20
26	14	858	U	O5'-P-OP2	-5.61	100.66	105.70
26	14	1527	G	N3-C4-C5	5.61	131.40	128.60
26	14	2326	C	C6-N1-C2	-5.61	118.06	120.30
26	1H	1786	A	C6-N1-C2	5.60	121.96	118.60
26	1H	1872	A	C8-N9-C4	5.60	108.04	105.80
26	1H	2067	G	N9-C4-C5	5.60	107.64	105.40
1	13	792	A	C5-C6-N1	-5.60	114.90	117.70
1	13	814	A	N7-C8-N9	-5.60	111.00	113.80
26	1H	186	G	N3-C4-N9	5.60	129.36	126.00
26	1H	788	A	OP2-P-O3'	5.60	117.52	105.20
26	1H	814	C	C5-C6-N1	-5.60	118.20	121.00
26	1H	2335	A	O4'-C1'-N9	5.60	112.68	108.20
26	1H	2405	G	OP1-P-O3'	5.60	117.52	105.20
1	1G	1432	G	C8-N9-C1'	-5.60	119.72	127.00
26	14	1321	A	N9-C4-C5	-5.60	103.56	105.80
22	1K	75	C	N3-C2-O2	-5.60	117.98	121.90
26	1H	411	G	N3-C4-C5	-5.60	125.80	128.60

Continued on next page...

Continued from previous page...

Mol	Chain	Res	Type	Atoms	Z	Observed(°)	Ideal(°)
26	1H	1625	C	C2-N3-C4	5.60	122.70	119.90
26	1H	2059	A	N1-C2-N3	5.60	132.10	129.30
26	1H	2248	C	C4-C5-C6	-5.60	114.60	117.40
26	1H	2449	U	C6-N1-C2	-5.60	117.64	121.00
1	13	240	C	C5-C6-N1	-5.60	118.20	121.00
1	13	966	G	C8-N9-C4	5.60	108.64	106.40
26	1H	1610	A	C6-C5-N7	-5.60	128.38	132.30
27	16	100	G	N9-C4-C5	-5.60	103.16	105.40
1	1G	120	A	C5-C6-N6	-5.60	119.22	123.70
1	1G	1246	C	C6-N1-C2	-5.60	118.06	120.30
26	14	398	G	C5-C6-O6	5.60	131.96	128.60
26	1H	465	G	C4-C5-N7	-5.60	108.56	110.80
26	1H	2727	G	OP1-P-OP2	5.60	128.00	119.60
26	14	2374	C	C5-C6-N1	-5.60	118.20	121.00
26	14	2778	A	O5'-P-OP2	-5.60	100.66	105.70
1	13	522	C	OP1-P-OP2	5.60	128.00	119.60
1	13	971	G	N9-C4-C5	5.60	107.64	105.40
23	2K	3	C	OP1-P-OP2	5.60	128.00	119.60
26	1H	481	G	N3-C2-N2	-5.60	115.98	119.90
26	1H	941	A	OP1-P-OP2	-5.60	111.21	119.60
26	1H	1210	A	C5-C6-N1	-5.60	114.90	117.70
26	1H	2070	G	OP1-P-OP2	-5.60	111.21	119.60
26	1H	2752	C	C5-C6-N1	5.60	123.80	121.00
26	1H	2826	A	C8-N9-C4	5.60	108.04	105.80
1	1G	1509	C	N1-C2-O2	-5.60	115.54	118.90
1	13	1355	G	N7-C8-N9	5.59	115.90	113.10
26	1H	334	C	O5'-P-OP1	-5.59	100.67	105.70
26	1H	394	A	C8-N9-C4	-5.59	103.56	105.80
26	1H	536	A	N9-C4-C5	5.59	108.04	105.80
26	1H	830	G	N7-C8-N9	5.59	115.90	113.10
26	1H	2067	G	C5-C6-O6	5.59	131.96	128.60
26	1H	2188	C	C5-C6-N1	5.59	123.80	121.00
26	1H	2830	G	N7-C8-N9	5.59	115.90	113.10
26	14	1602	U	C5-C6-N1	-5.59	119.90	122.70
27	1J	89	G	N3-C4-N9	5.59	129.36	126.00
1	13	963	G	N3-C2-N2	5.59	123.81	119.90
1	13	1045	C	C6-N1-C2	-5.59	118.06	120.30
26	1H	2019	A	P-O3'-C3'	5.59	126.41	119.70
26	1H	2331	G	C6-N1-C2	-5.59	121.74	125.10
1	1G	1498	U	O4'-C1'-N1	-5.59	103.73	108.20
26	14	1396	U	N1-C2-N3	5.59	118.26	114.90
26	14	2853	C	O5'-P-OP2	-5.59	100.67	105.70

Continued on next page...

Continued from previous page...

Mol	Chain	Res	Type	Atoms	Z	Observed(°)	Ideal(°)
1	13	1286	A	N7-C8-N9	5.59	116.60	113.80
26	1H	658	C	N3-C2-O2	-5.59	117.99	121.90
26	1H	717	G	C4-C5-N7	5.59	113.04	110.80
26	1H	1376	C	N1-C2-N3	5.59	123.11	119.20
26	1H	1548	C	C6-N1-C2	-5.59	118.06	120.30
27	16	14	U	OP1-P-OP2	5.59	127.99	119.60
1	1G	1068	G	N3-C4-C5	-5.59	125.80	128.60
26	14	2510	C	O5'-P-OP2	-5.59	100.67	105.70
26	1H	827	U	C2-N1-C1'	-5.59	110.99	117.70
26	1H	942	G	OP2-P-O3'	-5.59	92.90	105.20
26	1H	1954	G	OP2-P-O3'	5.59	117.50	105.20
26	1H	2600	A	N9-C4-C5	5.59	108.04	105.80
26	1H	2717	G	N1-C6-O6	-5.59	116.55	119.90
27	16	74	U	OP1-P-O3'	5.59	117.50	105.20
26	14	860	U	N1-C2-O2	5.59	126.71	122.80
26	14	1489	U	C6-N1-C1'	5.59	129.02	121.20
26	1H	471	A	C6-N1-C2	5.59	121.95	118.60
1	1G	450	G	N3-C4-C5	5.59	131.39	128.60
26	14	1255	U	C6-N1-C2	-5.59	117.65	121.00
26	14	2427	C	C5-C6-N1	-5.59	118.21	121.00
31	39	68	LYS	C-N-CA	-5.59	107.73	121.70
25	4K	19	A	N1-C6-N6	5.59	121.95	118.60
26	1H	674	G	OP1-P-OP2	-5.59	111.22	119.60
26	1H	970	C	C4-C5-C6	5.59	120.19	117.40
26	1H	1036	G	C6-N1-C2	-5.59	121.75	125.10
26	1H	1975	G	N1-C6-O6	5.59	123.25	119.90
26	14	468	G	OP1-P-OP2	-5.59	111.22	119.60
26	14	1783	A	C8-N9-C4	-5.59	103.57	105.80
26	1H	2546	U	O5'-P-OP2	-5.58	100.67	105.70
26	14	1202	C	C6-N1-C2	5.58	122.53	120.30
27	1J	9	G	OP2-P-O3'	5.58	117.49	105.20
26	1H	142	G	N3-C4-C5	5.58	131.39	128.60
26	1H	197	A	OP1-P-OP2	-5.58	111.22	119.60
26	1H	564	C	OP1-P-O3'	5.58	117.48	105.20
26	1H	621	A	C8-N9-C4	-5.58	103.57	105.80
26	1H	1006	C	N1-C2-O2	-5.58	115.55	118.90
26	1H	1814	G	N1-C2-N3	5.58	127.25	123.90
26	1H	2011	U	C2-N1-C1'	-5.58	111.00	117.70
26	1H	2315	G	C4-C5-N7	5.58	113.03	110.80
26	1H	2520	C	O5'-P-OP1	5.58	117.40	110.70
26	1H	2524	G	N1-C6-O6	-5.58	116.55	119.90
22	1L	69	A	P-O3'-C3'	5.58	126.40	119.70

Continued on next page...

Continued from previous page...

Mol	Chain	Res	Type	Atoms	Z	Observed(°)	Ideal(°)
26	14	127	A	OP1-P-O3'	5.58	117.48	105.20
26	1H	452	G	C5-C6-O6	5.58	131.95	128.60
26	1H	503	A	N1-C6-N6	-5.58	115.25	118.60
26	1H	1362	C	OP1-P-OP2	5.58	127.97	119.60
26	14	37	C	OP2-P-O3'	5.58	117.48	105.20
26	14	791	C	N1-C2-O2	-5.58	115.55	118.90
26	14	1005	C	N3-C2-O2	-5.58	117.99	121.90
26	14	1954	G	N1-C6-O6	5.58	123.25	119.90
26	1H	1372	U	C4-C5-C6	5.58	123.05	119.70
26	14	527	C	O5'-P-OP1	-5.58	100.68	105.70
1	13	1496	C	O5'-P-OP2	-5.58	100.68	105.70
26	1H	299	A	C2-N3-C4	5.58	113.39	110.60
26	1H	454	A	OP2-P-O3'	5.58	117.47	105.20
26	14	1527	G	N3-C2-N2	-5.58	116.00	119.90
26	14	2258	C	C4-C5-C6	5.58	120.19	117.40
26	1H	446	G	C8-N9-C4	5.58	108.63	106.40
26	1H	1750	G	C4-N9-C1'	5.58	133.75	126.50
26	1H	2260	C	O5'-P-OP1	5.58	117.39	110.70
26	14	1366	A	C5-C6-N6	-5.58	119.24	123.70
26	1H	459	U	C5-C6-N1	-5.58	119.91	122.70
26	1H	825	C	O5'-P-OP1	-5.58	100.68	105.70
26	1H	832	G	O5'-P-OP2	5.58	117.39	110.70
26	14	114	U	C2-N1-C1'	5.58	124.39	117.70
26	14	471	A	C8-N9-C4	-5.58	103.57	105.80
26	14	665	C	C6-N1-C2	5.58	122.53	120.30
26	14	1407	C	N3-C2-O2	5.58	125.80	121.90
26	14	1949	G	N7-C8-N9	-5.58	110.31	113.10
26	14	2447	G	C4-N9-C1'	-5.58	119.25	126.50
26	1H	681	G	OP2-P-O3'	5.57	117.46	105.20
26	1H	728	G	OP1-P-O3'	-5.57	92.94	105.20
26	1H	788	A	C4-C5-N7	5.57	113.49	110.70
26	1H	864	G	N3-C4-C5	-5.57	125.81	128.60
26	1H	1218	C	N1-C2-O2	-5.57	115.56	118.90
26	1H	1676	A	O5'-P-OP1	5.57	117.39	110.70
26	1H	1979	C	N3-C2-O2	-5.57	118.00	121.90
27	16	100	G	C8-N9-C4	5.57	108.63	106.40
26	14	1914	C	C6-N1-C2	-5.57	118.07	120.30
26	14	1915	U	N3-C2-O2	-5.57	118.30	122.20
1	13	516	U	OP1-P-OP2	5.57	127.95	119.60
1	13	721	G	C6-C5-N7	-5.57	127.06	130.40
19	AI	40	ILE	C-N-CA	5.57	135.63	121.70
26	14	1823	G	N9-C4-C5	5.57	107.63	105.40

Continued on next page...

Continued from previous page...

Mol	Chain	Res	Type	Atoms	Z	Observed(°)	Ideal(°)
26	14	2301	C	N3-C4-C5	-5.57	119.67	121.90
26	14	2741	A	N1-C2-N3	-5.57	126.52	129.30
1	13	11	G	C8-N9-C4	-5.57	104.17	106.40
26	1H	574	C	O5'-P-OP2	-5.57	100.69	105.70
26	14	2024	G	C4-C5-N7	5.57	113.03	110.80
27	1J	74	U	C5-C4-O4	5.57	129.24	125.90
1	13	965	A	O5'-P-OP2	-5.57	100.69	105.70
26	1H	2429	G	OP2-P-O3'	5.57	117.45	105.20
26	1H	2586	C	C4-C5-C6	5.57	120.18	117.40
1	1G	402	G	C5-C6-O6	-5.57	125.26	128.60
1	1G	1498	U	N3-C2-O2	-5.57	118.30	122.20
26	14	933	A	C4-C5-N7	5.57	113.48	110.70
26	14	1830	C	N1-C2-O2	-5.57	115.56	118.90
26	14	2525	G	OP2-P-O3'	5.57	117.45	105.20
26	14	2581	G	N3-C4-N9	5.57	129.34	126.00
26	1H	88	G	N1-C6-O6	-5.57	116.56	119.90
26	1H	1415	U	C5-C4-O4	5.57	129.24	125.90
26	1H	1674	G	C6-C5-N7	-5.57	127.06	130.40
26	1H	2278	A	OP1-P-OP2	-5.57	111.25	119.60
26	1H	2776	A	C2-N3-C4	-5.57	107.82	110.60
1	1G	1057	G	C8-N9-C4	5.57	108.63	106.40
26	14	1005	C	N1-C2-O2	5.57	122.24	118.90
26	14	2067	G	N1-C6-O6	-5.57	116.56	119.90
26	14	2547	U	O5'-P-OP1	5.57	117.38	110.70
26	1H	1309	G	N1-C6-O6	5.56	123.24	119.90
26	14	693	C	OP2-P-O3'	5.56	117.44	105.20
26	1H	231	C	N1-C2-N3	5.56	123.09	119.20
26	1H	422	A	O4'-C1'-N9	-5.56	103.75	108.20
26	1H	532	A	C6-C5-N7	-5.56	128.41	132.30
26	1H	1032	A	N1-C6-N6	5.56	121.94	118.60
26	1H	1204	A	C4-C5-N7	5.56	113.48	110.70
26	1H	2490	G	O5'-P-OP2	-5.56	100.69	105.70
26	14	307	G	N1-C6-O6	5.56	123.24	119.90
26	1H	2299	G	N1-C6-O6	5.56	123.24	119.90
1	1G	413	G	O4'-C1'-N9	5.56	112.65	108.20
1	13	792	A	C3'-C2'-C1'	-5.56	97.05	101.50
1	13	1362	C	N1-C2-O2	5.56	122.24	118.90
26	1H	811	U	C5-C6-N1	-5.56	119.92	122.70
26	1H	1313	U	C6-N1-C2	-5.56	117.67	121.00
26	1H	2272	U	OP1-P-OP2	-5.56	111.26	119.60
26	1H	2611	U	OP2-P-O3'	5.56	117.43	105.20
1	1G	869	G	C8-N9-C4	-5.56	104.18	106.40

Continued on next page...

Continued from previous page...

Mol	Chain	Res	Type	Atoms	Z	Observed(°)	Ideal(°)
26	14	2523	G	C8-N9-C4	5.56	108.62	106.40
26	14	2547	U	C5-C6-N1	-5.56	119.92	122.70
1	13	422	C	C6-N1-C2	-5.56	118.08	120.30
1	13	449	C	N1-C2-O2	5.56	122.23	118.90
1	13	566	G	N3-C4-C5	-5.56	125.82	128.60
26	1H	1018	C	C6-N1-C1'	-5.56	114.13	120.80
26	1H	1601	G	C8-N9-C4	-5.56	104.18	106.40
1	1G	316	G	O5'-P-OP2	-5.56	100.70	105.70
26	14	396	G	N3-C2-N2	-5.56	116.01	119.90
26	14	1226	G	N1-C6-O6	-5.56	116.56	119.90
26	14	1910	G	N1-C6-O6	-5.56	116.57	119.90
26	14	1809	A	O5'-P-OP2	5.56	117.37	110.70
26	14	2056	G	C5-C6-O6	-5.56	125.27	128.60
1	13	181	G	C8-N9-C4	-5.55	104.18	106.40
1	13	254	G	O5'-P-OP1	-5.55	100.70	105.70
26	1H	766	C	C2-N3-C4	-5.55	117.12	119.90
26	1H	1133	U	C5-C4-O4	-5.55	122.57	125.90
26	1H	1992	G	C5-C6-N1	5.55	114.28	111.50
26	1H	2054	A	OP2-P-O3'	5.55	117.42	105.20
26	1H	2540	C	N3-C4-N4	-5.55	114.11	118.00
26	1H	2621	A	O5'-P-OP1	-5.55	100.70	105.70
26	1H	2628	C	C5-C6-N1	-5.55	118.22	121.00
1	1G	328	C	N1-C2-O2	5.55	122.23	118.90
1	1G	972	C	O5'-P-OP2	-5.55	100.70	105.70
26	14	429	A	N1-C6-N6	5.55	121.93	118.60
26	14	2074	U	N1-C2-N3	5.55	118.23	114.90
26	1H	2506	U	C2-N1-C1'	5.55	124.36	117.70
24	3L	1	G	C2-N3-C4	5.55	114.68	111.90
26	14	307	G	C5-C6-O6	-5.55	125.27	128.60
1	13	317	G	O5'-P-OP1	-5.55	100.70	105.70
26	1H	1157	G	C4-C5-C6	5.55	122.13	118.80
26	1H	1605	C	N1-C2-N3	5.55	123.09	119.20
26	14	2324	C	C2-N3-C4	-5.55	117.12	119.90
26	1H	673	C	N3-C2-O2	5.55	125.78	121.90
26	1H	1474	C	O5'-P-OP2	5.55	117.36	110.70
26	1H	1777	U	N3-C4-C5	-5.55	111.27	114.60
26	1H	2280	G	C2-N3-C4	5.55	114.67	111.90
26	1H	2517	C	N3-C4-C5	5.55	124.12	121.90
1	1G	505	G	C8-N9-C4	-5.55	104.18	106.40
1	1G	521	G	OP1-P-OP2	5.55	127.92	119.60
26	14	783	A	O5'-P-OP2	-5.55	100.70	105.70
26	14	794	G	C5-C6-N1	-5.55	108.73	111.50

Continued on next page...

Continued from previous page...

Mol	Chain	Res	Type	Atoms	Z	Observed(°)	Ideal(°)
26	14	1801	G	C5-N7-C8	-5.55	101.53	104.30
26	14	2075	U	N3-C4-C5	5.55	117.93	114.60
26	14	2578	G	OP1-P-OP2	5.55	127.92	119.60
26	1H	125	G	O4'-C1'-N9	-5.55	103.76	108.20
43	D8	94	LEU	CA-CB-CG	5.55	128.06	115.30
1	1G	1436	U	C2-N1-C1'	5.55	124.36	117.70
1	1G	1502	A	N1-C6-N6	5.55	121.93	118.60
26	14	393	C	C6-N1-C2	-5.55	118.08	120.30
1	13	266	G	O4'-C1'-N9	-5.55	103.76	108.20
1	13	1302	U	N3-C2-O2	-5.55	118.32	122.20
26	1H	463	G	C5-C6-N1	5.55	114.27	111.50
26	1H	859	G	N1-C6-O6	5.55	123.23	119.90
26	1H	1905	C	OP1-P-O3'	5.55	117.40	105.20
26	1H	2324	C	N3-C4-C5	5.55	124.12	121.90
26	14	80	G	OP1-P-OP2	5.55	127.92	119.60
26	14	1762	A	N9-C1'-C2'	5.55	121.21	114.00
26	14	2710	C	N3-C2-O2	5.55	125.78	121.90
27	1J	44	G	C8-N9-C1'	5.55	134.21	127.00
26	1H	162	U	C2-N1-C1'	5.54	124.35	117.70
26	1H	238	C	C4-C5-C6	5.54	120.17	117.40
26	1H	436	C	N3-C4-C5	-5.54	119.68	121.90
27	16	98	G	C4-C5-N7	5.54	113.02	110.80
26	14	2779	U	C4-C5-C6	5.54	123.03	119.70
1	13	31	G	C2-N3-C4	5.54	114.67	111.90
1	13	769	G	C6-C5-N7	-5.54	127.07	130.40
1	13	1403	C	C5-C6-N1	5.54	123.77	121.00
26	1H	52	A	O5'-P-OP1	-5.54	100.71	105.70
26	1H	1565	C	OP2-P-O3'	5.54	117.40	105.20
26	14	685	A	O4'-C1'-N9	5.54	112.64	108.20
26	14	930	U	C6-N1-C2	5.54	124.33	121.00
26	14	2006	C	O5'-P-OP2	5.54	117.35	110.70
26	14	2393	A	C6-N1-C2	5.54	121.93	118.60
26	1H	1224	G	C4-C5-N7	5.54	113.02	110.80
26	1H	1246	A	C4-C5-C6	5.54	119.77	117.00
26	14	506	G	C5-N7-C8	-5.54	101.53	104.30
26	14	1142(A)	A	O4'-C1'-N9	-5.54	103.77	108.20
26	14	2210	G	C4-N9-C1'	5.54	133.70	126.50
26	1H	682	G	N1-C2-N3	-5.54	120.58	123.90
26	1H	836	G	N7-C8-N9	5.54	115.87	113.10
26	1H	1777	U	N3-C4-O4	5.54	123.28	119.40
27	1J	81	G	O4'-C1'-N9	5.54	112.63	108.20
1	13	523	A	C5-C6-N6	-5.54	119.27	123.70

Continued on next page...

Continued from previous page...

Mol	Chain	Res	Type	Atoms	Z	Observed(°)	Ideal(°)
1	13	681	C	C6-N1-C2	-5.54	118.08	120.30
26	1H	740	U	OP1-P-OP2	5.54	127.91	119.60
26	1H	829	A	OP2-P-O3'	5.54	117.39	105.20
26	1H	863	A	OP2-P-O3'	5.54	117.39	105.20
26	1H	1195	G	N3-C2-N2	-5.54	116.02	119.90
26	1H	2458	G	N3-C2-N2	-5.54	116.02	119.90
1	1G	330	C	N1-C2-O2	5.54	122.22	118.90
26	14	155	C	N1-C2-O2	5.54	122.22	118.90
26	14	562	U	N3-C4-O4	-5.54	115.52	119.40
26	14	791	C	N3-C2-O2	5.54	125.78	121.90
26	14	1386	C	O5'-P-OP1	-5.54	100.72	105.70
26	14	1892	C	N3-C4-N4	-5.54	114.12	118.00
26	14	1936	A	OP1-P-OP2	-5.54	111.29	119.60
26	14	2032	G	C6-N1-C2	-5.54	121.78	125.10
26	14	2237	G	C5-C6-O6	5.54	131.92	128.60
26	14	2700	C	C5-C4-N4	-5.54	116.32	120.20
27	1J	65	C	O4'-C1'-N1	5.54	112.63	108.20
26	1H	674	G	O5'-P-OP2	5.54	117.34	110.70
26	1H	1925	C	O5'-P-OP1	-5.54	100.72	105.70
26	1H	2374	C	C6-N1-C2	5.54	122.52	120.30
26	1H	2501	C	C2-N1-C1'	-5.54	112.71	118.80
26	14	1569	A	C8-N9-C4	-5.54	103.58	105.80
26	14	1899	G	C5-C6-N1	-5.54	108.73	111.50
26	14	1900	A	N3-C4-C5	-5.54	122.92	126.80
1	13	259	G	O5'-P-OP1	-5.54	100.72	105.70
1	13	1525	G	N3-C2-N2	5.54	123.78	119.90
23	2K	11	A	O5'-P-OP2	-5.54	100.72	105.70
26	1H	146	G	C5-C6-N1	5.54	114.27	111.50
26	1H	398	G	OP1-P-OP2	5.54	127.90	119.60
26	1H	454	A	C6-N1-C2	5.54	121.92	118.60
26	1H	754	C	N3-C2-O2	5.54	125.78	121.90
26	1H	1728	G	N7-C8-N9	5.54	115.87	113.10
26	1H	1954	G	C4-C5-C6	5.54	122.12	118.80
26	1H	2286	A	C8-N9-C1'	-5.54	117.74	127.70
26	14	2239	G	N3-C2-N2	5.54	123.78	119.90
1	13	355	C	O5'-P-OP2	-5.53	100.72	105.70
26	1H	2072	G	C2-N3-C4	5.53	114.67	111.90
26	1H	2262	U	N1-C2-N3	5.53	118.22	114.90
26	1H	2282	G	C8-N9-C4	-5.53	104.19	106.40
26	1H	2646	C	C6-N1-C2	5.53	122.51	120.30
26	14	2305	A	C8-N9-C4	5.53	108.01	105.80
26	14	2582	G	O5'-P-OP1	5.53	117.34	110.70

Continued on next page...

Continued from previous page...

Mol	Chain	Res	Type	Atoms	Z	Observed(°)	Ideal(°)
1	1G	795	C	N3-C4-C5	-5.53	119.69	121.90
26	14	2373	G	C6-N1-C2	-5.53	121.78	125.10
22	1K	33	U	C5-C4-O4	5.53	129.22	125.90
26	1H	77	C	C5-C4-N4	-5.53	116.33	120.20
26	1H	533	G	O5'-P-OP1	-5.53	100.72	105.70
26	1H	592	G	N3-C2-N2	5.53	123.77	119.90
26	1H	1365	A	C2-N3-C4	-5.53	107.83	110.60
26	1H	1942	C	C4-C5-C6	-5.53	114.64	117.40
1	1G	1056	U	C5-C6-N1	5.53	125.47	122.70
26	14	195	A	C5-C6-N1	-5.53	114.94	117.70
26	14	754	C	N3-C4-N4	5.53	121.87	118.00
1	13	1327	C	C6-N1-C2	5.53	122.51	120.30
26	1H	467	G	N7-C8-N9	-5.53	110.34	113.10
1	1G	852	G	C8-N9-C4	5.53	108.61	106.40
1	1G	1465	C	C2-N1-C1'	5.53	124.88	118.80
26	14	1372	U	C4-C5-C6	5.53	123.02	119.70
26	14	1400	G	O5'-P-OP1	5.53	117.33	110.70
26	14	1599	C	OP2-P-O3'	5.53	117.36	105.20
26	1H	668	G	C5-C6-N1	5.53	114.26	111.50
26	1H	2381	C	OP2-P-O3'	5.53	117.36	105.20
1	1G	525	C	C2-N3-C4	5.53	122.66	119.90
26	14	128	C	N3-C4-C5	5.53	124.11	121.90
26	14	593	G	O5'-P-OP1	5.53	117.33	110.70
26	14	2610	C	C6-N1-C2	5.53	122.51	120.30
1	13	651	C	OP1-P-O3'	5.53	117.36	105.20
19	AI	25	LYS	N-CA-C	-5.53	96.08	111.00
26	1H	528	A	N1-C2-N3	-5.53	126.54	129.30
26	1H	784	A	C4-C5-N7	-5.53	107.94	110.70
26	1H	1252	G	C5-N7-C8	5.53	107.06	104.30
26	1H	1802	A	N1-C2-N3	5.53	132.06	129.30
26	1H	2019	A	C8-N9-C4	-5.53	103.59	105.80
26	1H	2387	U	C6-N1-C2	5.53	124.32	121.00
26	14	509	C	C4-C5-C6	5.53	120.16	117.40
26	14	617	G	C8-N9-C4	5.53	108.61	106.40
26	14	1639	U	C5-C4-O4	5.53	129.22	125.90
26	14	2205	C	O5'-P-OP2	-5.53	100.73	105.70
26	14	2555	U	N3-C2-O2	5.53	126.07	122.20
26	1H	1158	C	N3-C4-C5	5.52	124.11	121.90
24	3K	70	C	N1-C2-O2	5.52	122.21	118.90
26	1H	482	A	N7-C8-N9	5.52	116.56	113.80
26	1H	2271	G	OP1-P-OP2	5.52	127.89	119.60
26	14	2281	C	C5-C4-N4	-5.52	116.33	120.20

Continued on next page...

Continued from previous page...

Mol	Chain	Res	Type	Atoms	Z	Observed(°)	Ideal(°)
26	14	2518	A	C4-N9-C1'	5.52	136.24	126.30
26	1H	86	C	OP2-P-O3'	5.52	117.35	105.20
26	1H	90	U	C5-C6-N1	5.52	125.46	122.70
26	1H	283	A	N1-C2-N3	5.52	132.06	129.30
26	1H	2048	G	N3-C2-N2	-5.52	116.04	119.90
1	13	235	C	N3-C2-O2	5.52	125.76	121.90
1	13	1336	C	C5-C6-N1	5.52	123.76	121.00
1	13	1531	A	C8-N9-C4	-5.52	103.59	105.80
26	1H	757	U	C4-C5-C6	5.52	123.01	119.70
26	1H	956	G	O5'-P-OP1	5.52	117.32	110.70
26	1H	1307	A	C2-N3-C4	-5.52	107.84	110.60
26	1H	1368	G	N3-C4-C5	-5.52	125.84	128.60
26	1H	1998	G	C5-N7-C8	5.52	107.06	104.30
26	1H	2256	G	N1-C2-N2	-5.52	111.23	116.20
1	1G	322	C	N3-C4-N4	5.52	121.86	118.00
1	1G	1469	G	N7-C8-N9	5.52	115.86	113.10
26	14	2320	A	P-O3'-C3'	5.52	126.32	119.70
26	1H	46	C	OP2-P-O3'	5.52	117.34	105.20
26	1H	1824	G	C2-N3-C4	5.52	114.66	111.90
26	1H	2436	G	N3-C2-N2	-5.52	116.04	119.90
26	1H	2726	U	N1-C2-N3	5.52	118.21	114.90
1	1G	1442	G	N3-C4-C5	5.52	131.36	128.60
26	14	199	A	C4-C5-N7	-5.52	107.94	110.70
26	14	527	C	N1-C2-O2	-5.52	115.59	118.90
26	14	726	G	O4'-C1'-N9	5.52	112.61	108.20
26	14	1208	C	N1-C2-O2	-5.52	115.59	118.90
26	14	1725	G	C6-C5-N7	-5.52	127.09	130.40
1	1G	1414	U	N3-C4-C5	-5.52	111.29	114.60
1	13	1079	G	N3-C2-N2	-5.51	116.04	119.90
26	1H	1007	C	N1-C2-O2	-5.51	115.59	118.90
26	1H	1186	G	C4-C5-N7	-5.51	108.59	110.80
26	1H	1313	U	OP1-P-OP2	-5.51	111.33	119.60
26	14	906	G	C8-N9-C4	-5.51	104.19	106.40
26	14	1342	A	C4-C5-C6	5.51	119.76	117.00
26	14	2593	U	N3-C2-O2	-5.51	118.34	122.20
26	1H	2352	A	C8-N9-C4	5.51	108.00	105.80
26	1H	2872	G	O5'-P-OP2	-5.51	100.74	105.70
26	14	358	U	C5-C6-N1	5.51	125.46	122.70
26	1H	599	G	N3-C4-C5	-5.51	125.84	128.60
26	1H	793	A	N3-C4-C5	-5.51	122.94	126.80
26	1H	802	A	OP1-P-O3'	-5.51	93.07	105.20
26	1H	1127	A	OP1-P-OP2	5.51	127.87	119.60

Continued on next page...

Continued from previous page...

Mol	Chain	Res	Type	Atoms	Z	Observed(°)	Ideal(°)
26	1H	1302	A	O5'-P-OP1	-5.51	100.74	105.70
26	1H	1305	C	C4-C5-C6	5.51	120.16	117.40
26	1H	1686	C	OP1-P-OP2	-5.51	111.33	119.60
26	1H	2331	G	C6-C5-N7	-5.51	127.09	130.40
26	1H	2717	G	N3-C4-N9	5.51	129.31	126.00
26	1H	2718	G	N1-C6-O6	5.51	123.21	119.90
26	14	1492	G	N3-C2-N2	-5.51	116.04	119.90
26	14	1601	G	N3-C2-N2	5.51	123.76	119.90
26	14	2582	G	C6-C5-N7	-5.51	127.09	130.40
1	13	1492	A	O5'-P-OP1	5.51	117.31	110.70
26	1H	1128	A	C5-C6-N1	5.51	120.45	117.70
26	1H	1790	C	O5'-P-OP1	5.51	117.31	110.70
26	1H	1940	U	C5-C4-O4	-5.51	122.59	125.90
1	1G	887	G	N1-C6-O6	5.51	123.20	119.90
26	14	569	U	N1-C2-O2	-5.51	118.94	122.80
26	14	2217	G	C8-N9-C4	-5.51	104.20	106.40
26	14	2256	G	O5'-P-OP1	5.51	117.31	110.70
22	1K	17	U	O4'-C1'-N1	5.51	112.61	108.20
26	1H	417	C	O5'-P-OP2	5.51	117.31	110.70
26	1H	727	A	O5'-P-OP2	5.51	117.31	110.70
27	16	96	G	C6-C5-N7	5.51	133.71	130.40
1	1G	108	G	C5-C6-N1	5.51	114.25	111.50
1	1G	879	C	N1-C2-O2	5.51	122.20	118.90
26	14	1806	C	OP2-P-O3'	5.51	117.32	105.20
26	14	2387	U	OP2-P-O3'	5.51	117.32	105.20
26	1H	1265	A	O5'-P-OP2	-5.51	100.74	105.70
26	1H	2446	G	N7-C8-N9	5.51	115.85	113.10
1	1G	887	G	C5-C6-O6	-5.51	125.30	128.60
26	14	446	G	C5-C6-O6	-5.51	125.30	128.60
26	14	1378	A	OP1-P-OP2	5.51	127.86	119.60
26	14	1482	U	C2-N1-C1'	-5.51	111.09	117.70
1	1G	631	G	N3-C4-N9	5.50	129.30	126.00
26	14	949	C	C5-C6-N1	-5.50	118.25	121.00
26	14	2005	A	C8-N9-C4	5.50	108.00	105.80
1	13	219	C	C5-C6-N1	5.50	123.75	121.00
1	13	797	C	C5-C4-N4	-5.50	116.35	120.20
26	1H	569	U	N1-C2-O2	-5.50	118.95	122.80
26	1H	1601	G	C5-C6-O6	5.50	131.90	128.60
26	1H	2441	C	OP1-P-O3'	5.50	117.31	105.20
26	14	46	C	N3-C4-C5	5.50	124.10	121.90
26	14	1994	C	O5'-P-OP2	-5.50	100.75	105.70
26	14	2029	G	C5-N7-C8	-5.50	101.55	104.30

Continued on next page...

Continued from previous page...

Mol	Chain	Res	Type	Atoms	Z	Observed(°)	Ideal(°)
26	14	2463	C	N1-C2-O2	-5.50	115.60	118.90
26	14	204	A	O5'-P-OP1	-5.50	100.75	105.70
26	14	1416	G	C4-N9-C1'	-5.50	119.35	126.50
26	14	2287	A	N9-C1'-C2'	-5.50	105.95	112.00
30	29	23	VAL	N-CA-C	5.50	125.85	111.00
1	13	963	G	N1-C6-O6	-5.50	116.60	119.90
26	1H	2703	C	N1-C2-N3	5.50	123.05	119.20
1	1G	1392	G	O5'-P-OP2	-5.50	100.75	105.70
26	14	776	G	C8-N9-C4	-5.50	104.20	106.40
26	14	1379	A	C6-C5-N7	-5.50	128.45	132.30
26	14	1489	U	N1-C2-N3	5.50	118.20	114.90
26	14	2451	A	C5-N7-C8	-5.50	101.15	103.90
26	1H	30	G	N3-C4-N9	5.50	129.30	126.00
26	1H	1051	G	N1-C6-O6	5.50	123.20	119.90
26	14	740	U	N1-C2-O2	5.50	126.65	122.80
26	14	1257	C	C2-N3-C4	-5.50	117.15	119.90
26	14	1403	C	O5'-P-OP1	-5.50	100.75	105.70
26	14	2564	A	C2-N3-C4	5.50	113.35	110.60
27	1J	6	C	C4-C5-C6	5.50	120.15	117.40
1	13	1301	U	OP1-P-O3'	5.50	117.29	105.20
26	1H	53	A	OP1-P-O3'	5.50	117.29	105.20
27	16	92	G	OP2-P-O3'	5.50	117.29	105.20
26	1H	377	C	O5'-P-OP2	5.50	117.29	110.70
26	1H	1783	A	OP1-P-O3'	5.50	117.29	105.20
1	13	235	C	C5-C4-N4	-5.49	116.35	120.20
1	13	550	G	N1-C6-O6	-5.49	116.60	119.90
26	1H	112	U	C5-C4-O4	-5.49	122.60	125.90
26	1H	848	G	N3-C2-N2	5.49	123.75	119.90
26	1H	1186	G	C5-N7-C8	5.49	107.05	104.30
26	1H	2317	C	C5-C4-N4	-5.49	116.36	120.20
26	1H	2416	C	C5-C4-N4	5.49	124.05	120.20
27	16	100	G	OP1-P-OP2	5.49	127.84	119.60
1	1G	1495	U	N3-C4-C5	-5.49	111.30	114.60
26	14	560	C	N1-C2-O2	-5.49	115.60	118.90
26	14	673	C	N3-C2-O2	5.49	125.75	121.90
26	14	1686	C	C6-N1-C2	5.49	122.50	120.30
26	14	2513	G	N1-C6-O6	5.49	123.20	119.90
47	D5	101	PRO	C-N-CA	5.49	135.43	121.70
1	13	574	A	O5'-P-OP1	-5.49	100.76	105.70
1	13	991	U	O5'-P-OP1	-5.49	100.76	105.70
23	2K	25	U	N3-C2-O2	-5.49	118.36	122.20
26	1H	130	C	N1-C2-O2	-5.49	115.61	118.90

Continued on next page...

Continued from previous page...

Mol	Chain	Res	Type	Atoms	Z	Observed(°)	Ideal(°)
26	1H	224	G	N7-C8-N9	-5.49	110.35	113.10
26	1H	866	A	O4'-C1'-N9	-5.49	103.81	108.20
26	1H	866	A	C5-C6-N1	-5.49	114.95	117.70
26	1H	977	G	N1-C6-O6	-5.49	116.61	119.90
26	14	499	U	N3-C2-O2	-5.49	118.36	122.20
26	14	746	A	N9-C4-C5	5.49	108.00	105.80
26	14	752	A	P-O3'-C3'	5.49	126.29	119.70
1	13	19	C	C6-N1-C2	-5.49	118.10	120.30
26	1H	199	A	N7-C8-N9	-5.49	111.06	113.80
26	1H	757	U	O5'-P-OP2	-5.49	100.76	105.70
26	1H	784	A	C8-N9-C4	-5.49	103.61	105.80
26	1H	1339	G	N3-C4-C5	-5.49	125.86	128.60
26	1H	1405	U	C5-C6-N1	-5.49	119.96	122.70
26	1H	2039	C	C5-C6-N1	5.49	123.74	121.00
26	1H	2375	G	C5-C6-O6	-5.49	125.31	128.60
27	16	24	G	C8-N9-C4	-5.49	104.20	106.40
49	J8	2	SER	N-CA-C	5.49	125.82	111.00
26	14	265	A	C4-C5-N7	5.49	113.44	110.70
26	14	666	G	C8-N9-C4	5.49	108.59	106.40
26	14	1343	G	OP1-P-OP2	5.49	127.83	119.60
26	14	2055	C	C2-N1-C1'	-5.49	112.76	118.80
26	1H	2827	C	C2-N3-C4	-5.49	117.16	119.90
1	1G	1301	U	N3-C2-O2	-5.49	118.36	122.20
1	13	578	C	N3-C4-N4	5.49	121.84	118.00
26	1H	144	C	C2-N3-C4	-5.49	117.16	119.90
26	1H	407	G	C6-N1-C2	-5.49	121.81	125.10
26	1H	1671	U	O5'-P-OP2	-5.49	100.76	105.70
36	68	22	ILE	CG1-CB-CG2	-5.49	99.33	111.40
1	1G	41	G	C5-C6-O6	-5.49	125.31	128.60
26	14	1819	A	P-O3'-C3'	5.49	126.28	119.70
26	14	2075	U	N3-C4-O4	-5.49	115.56	119.40
23	2K	31	G	OP1-P-OP2	-5.48	111.37	119.60
26	1H	730	C	N3-C4-C5	5.48	124.09	121.90
26	1H	789	A	N1-C2-N3	5.48	132.04	129.30
26	1H	928	G	C4-C5-N7	5.48	112.99	110.80
26	1H	2714	G	O5'-P-OP1	5.48	117.28	110.70
1	1G	754	C	N1-C2-O2	5.48	122.19	118.90
26	14	571	A	C4-C5-N7	5.48	113.44	110.70
1	13	377	G	O5'-P-OP2	-5.48	100.77	105.70
26	1H	613	U	N3-C4-O4	5.48	123.24	119.40
26	1H	982	C	N1-C2-O2	-5.48	115.61	118.90
26	1H	2026	C	C4-C5-C6	5.48	120.14	117.40

Continued on next page...

Continued from previous page...

Mol	Chain	Res	Type	Atoms	Z	Observed(°)	Ideal(°)
26	1H	2036	C	OP2-P-O3'	5.48	117.26	105.20
1	1G	630	G	C4-C5-N7	-5.48	108.61	110.80
1	1G	1301	U	OP1-P-O3'	5.48	117.26	105.20
26	14	519	U	N1-C2-N3	5.48	118.19	114.90
26	14	766	C	N1-C2-N3	5.48	123.04	119.20
26	14	964	C	O5'-P-OP1	-5.48	100.77	105.70
26	14	1366	A	C6-C5-N7	-5.48	128.46	132.30
26	14	1559	G	C5-N7-C8	-5.48	101.56	104.30
34	69	75	LEU	CA-CB-CG	5.48	127.91	115.30
1	13	758	G	N3-C4-C5	5.48	131.34	128.60
26	1H	2715	C	C5-C4-N4	-5.48	116.36	120.20
26	1H	2830	G	N3-C2-N2	-5.48	116.06	119.90
26	14	2080	G	C4-C5-N7	-5.48	108.61	110.80
26	1H	1228	G	OP1-P-OP2	-5.48	111.38	119.60
26	1H	2697	G	N1-C2-N2	-5.48	111.27	116.20
26	1H	579	G	N3-C2-N2	-5.48	116.07	119.90
26	1H	729	G	C4-N9-C1'	5.48	133.62	126.50
1	1G	895	G	C5-C6-O6	-5.48	125.31	128.60
1	1G	932	C	N1-C2-O2	5.48	122.19	118.90
26	14	74	A	C5-N7-C8	-5.48	101.16	103.90
26	14	569	U	N1-C2-N3	5.48	118.19	114.90
26	14	765	G	N3-C2-N2	-5.48	116.07	119.90
1	13	346	G	N1-C6-O6	5.48	123.19	119.90
26	1H	1366	A	N3-C4-C5	5.48	130.63	126.80
26	1H	1409	C	C2-N1-C1'	-5.48	112.78	118.80
52	M8	4	GLY	N-CA-C	-5.48	99.41	113.10
1	1G	547	A	N7-C8-N9	-5.48	111.06	113.80
26	14	808	G	N1-C2-N3	5.48	127.19	123.90
26	14	2707	G	O5'-P-OP2	-5.48	100.77	105.70
1	13	231	G	C4-C5-N7	-5.47	108.61	110.80
1	13	231	G	N9-C4-C5	5.47	107.59	105.40
26	1H	145	G	N7-C8-N9	-5.47	110.36	113.10
26	1H	258	G	C5-C6-O6	5.47	131.88	128.60
26	1H	1571	A	N3-C4-N9	5.47	131.78	127.40
26	1H	2323	G	N1-C6-O6	5.47	123.18	119.90
1	1G	413	G	N3-C4-N9	-5.47	122.72	126.00
26	14	731	C	OP1-P-OP2	-5.47	111.39	119.60
26	14	1501	C	OP1-P-O3'	5.47	117.24	105.20
26	14	1599	C	N3-C4-C5	-5.47	119.71	121.90
1	13	1442	G	C8-N9-C4	-5.47	104.21	106.40
26	1H	103	A	N9-C4-C5	-5.47	103.61	105.80
26	1H	270(K)	C	C6-N1-C2	-5.47	118.11	120.30

Continued on next page...

Continued from previous page...

Mol	Chain	Res	Type	Atoms	Z	Observed(°)	Ideal(°)
26	1H	1482	U	C2-N1-C1'	-5.47	111.13	117.70
26	1H	1599	C	N3-C4-N4	-5.47	114.17	118.00
26	1H	2211	G	O4'-C1'-N9	-5.47	103.82	108.20
26	1H	2443	C	C6-N1-C2	-5.47	118.11	120.30
1	1G	819	A	C5-C6-N6	-5.47	119.32	123.70
26	14	961	C	O4'-C1'-N1	5.47	112.58	108.20
26	14	1797	C	O5'-P-OP1	-5.47	100.78	105.70
26	14	1881	C	C6-N1-C2	-5.47	118.11	120.30
26	14	2020	A	N1-C6-N6	5.47	121.88	118.60
26	14	2382	G	C4-C5-C6	5.47	122.08	118.80
26	14	2599	G	C5-C6-O6	5.47	131.88	128.60
27	1J	61	G	N7-C8-N9	5.47	115.84	113.10
26	1H	270(C)	C	OP2-P-O3'	5.47	117.24	105.20
26	1H	420	C	N3-C4-C5	5.47	124.09	121.90
26	1H	683	C	C5-C6-N1	-5.47	118.26	121.00
1	1G	700	G	N1-C2-N2	5.47	121.12	116.20
26	14	265	A	N1-C2-N3	5.47	132.04	129.30
26	14	1305	C	N3-C2-O2	-5.47	118.07	121.90
26	14	1571	A	C6-N1-C2	-5.47	115.32	118.60
26	1H	127	A	C4-C5-N7	5.47	113.44	110.70
26	1H	1228	G	N3-C2-N2	-5.47	116.07	119.90
26	1H	1328	G	N3-C4-C5	-5.47	125.86	128.60
27	16	115	G	C6-C5-N7	-5.47	127.12	130.40
1	1G	271	C	O5'-P-OP2	5.47	117.26	110.70
26	14	2370	G	C5-C6-O6	-5.47	125.32	128.60
1	13	1405	G	OP1-P-OP2	-5.47	111.40	119.60
26	1H	34	C	OP1-P-OP2	-5.47	111.40	119.60
26	1H	523	C	OP2-P-O3'	5.47	117.23	105.20
26	14	1790	C	C2-N3-C4	-5.47	117.17	119.90
26	14	2726	U	C5-C6-N1	-5.47	119.97	122.70
47	D5	101	PRO	CA-C-N	5.47	129.23	117.20
26	1H	744	G	O5'-P-OP2	-5.47	100.78	105.70
26	1H	1626	G	OP1-P-O3'	5.47	117.22	105.20
26	1H	2068	U	O5'-P-OP1	-5.47	100.78	105.70
26	1H	2392	A	N3-C4-N9	-5.47	123.03	127.40
26	1H	2441	C	C2-N1-C1'	-5.47	112.79	118.80
1	1G	275	G	C4-C5-N7	5.47	112.99	110.80
26	14	150	C	N3-C4-N4	-5.47	114.17	118.00
26	14	585	G	C5-C6-O6	-5.47	125.32	128.60
26	14	945	A	N9-C1'-C2'	5.47	121.11	114.00
26	1H	226	G	O5'-P-OP2	-5.46	100.78	105.70
26	1H	1271	G	N1-C2-N3	5.46	127.18	123.90

Continued on next page...

Continued from previous page...

Mol	Chain	Res	Type	Atoms	Z	Observed(°)	Ideal(°)
26	1H	1423	G	O5'-P-OP2	-5.46	100.78	105.70
26	1H	2008	C	C2-N3-C4	-5.46	117.17	119.90
26	1H	2010	G	OP1-P-O3'	5.46	117.22	105.20
26	1H	2374	C	C2-N3-C4	-5.46	117.17	119.90
26	1H	2385	C	O5'-P-OP2	-5.46	100.78	105.70
26	14	1329	U	N1-C2-N3	5.46	118.18	114.90
1	1G	250	A	C8-N9-C4	-5.46	103.61	105.80
26	14	1772	G	N9-C1'-C2'	-5.46	105.99	112.00
26	14	2364	C	O5'-P-OP2	-5.46	100.78	105.70
1	13	1488	G	C5-C6-O6	-5.46	125.32	128.60
26	1H	602	G	C2-N3-C4	-5.46	109.17	111.90
26	1H	809	G	C5-C6-N1	5.46	114.23	111.50
26	1H	1376	C	C6-N1-C2	-5.46	118.11	120.30
26	1H	1772	G	N9-C1'-C2'	-5.46	105.99	112.00
26	1H	1814	G	C6-N1-C2	-5.46	121.82	125.10
26	1H	2858	C	O5'-P-OP2	-5.46	100.78	105.70
1	1G	812	C	N1-C2-N3	5.46	123.02	119.20
1	1G	1467	G	N3-C4-C5	5.46	131.33	128.60
25	4L	23	A	N9-C1'-C2'	5.46	121.10	114.00
26	14	847	U	C6-N1-C1'	5.46	128.85	121.20
26	14	932	G	C8-N9-C4	5.46	108.58	106.40
26	14	945	A	O4'-C1'-N9	5.46	112.57	108.20
26	14	1633	G	N1-C6-O6	5.46	123.18	119.90
26	14	2867	G	O4'-C1'-N9	5.46	112.57	108.20
26	1H	611	C	C4-C5-C6	5.46	120.13	117.40
26	1H	2251	G	N1-C6-O6	-5.46	116.62	119.90
26	1H	2638	G	C4-C5-N7	5.46	112.98	110.80
27	16	82	G	C8-N9-C4	5.46	108.58	106.40
1	1G	1410	G	C2-N3-C4	-5.46	109.17	111.90
26	14	453	C	N3-C4-C5	5.46	124.08	121.90
26	14	688	U	O5'-P-OP2	-5.46	100.79	105.70
26	14	2023	G	C5-C6-N1	-5.46	108.77	111.50
1	13	346	G	C6-C5-N7	-5.46	127.12	130.40
26	1H	1257	C	OP2-P-O3'	5.46	117.21	105.20
26	1H	1858	G	C8-N9-C1'	-5.46	119.90	127.00
26	1H	2265	U	O5'-P-OP2	5.46	117.25	110.70
26	1H	2850	A	OP1-P-O3'	5.46	117.21	105.20
1	1G	197	A	C5-N7-C8	-5.46	101.17	103.90
1	13	1199	U	N3-C4-C5	-5.46	111.33	114.60
1	13	1469	G	C4-C5-N7	5.46	112.98	110.80
26	1H	828	U	N1-C2-N3	5.46	118.17	114.90
26	1H	984	A	O5'-P-OP2	-5.46	100.79	105.70

Continued on next page...

Continued from previous page...

Mol	Chain	Res	Type	Atoms	Z	Observed(°)	Ideal(°)
26	1H	1760	A	C4-C5-C6	5.46	119.73	117.00
26	1H	1988	C	O5'-P-OP1	-5.46	100.79	105.70
26	1H	2198	A	C8-N9-C4	5.46	107.98	105.80
26	1H	2218	G	C5-C6-O6	-5.46	125.33	128.60
1	1G	1489	G	N3-C4-C5	5.46	131.33	128.60
26	14	211	A	C5-C6-N6	-5.46	119.33	123.70
26	14	1346	G	C5-N7-C8	5.46	107.03	104.30
26	14	2541	A	N1-C6-N6	5.46	121.87	118.60
26	1H	773	U	C4-C5-C6	5.46	122.97	119.70
26	1H	1367	A	N3-C4-C5	5.46	130.62	126.80
26	1H	1661	G	C8-N9-C4	5.46	108.58	106.40
26	1H	2034	U	N1-C2-N3	5.46	118.17	114.90
27	16	7	G	C5-C6-O6	-5.46	125.33	128.60
27	16	79	C	C5-C4-N4	-5.46	116.38	120.20
26	14	391	G	C4-C5-N7	5.46	112.98	110.80
26	14	2598	A	C8-N9-C4	5.46	107.98	105.80
41	75	107	ASP	CB-CG-OD1	5.46	123.21	118.30
1	13	1519	A	C4-C5-C6	5.45	119.73	117.00
26	1H	740	U	N1-C2-O2	5.45	126.62	122.80
26	1H	2555	U	C2-N3-C4	-5.45	123.73	127.00
27	16	27	C	OP2-P-O3'	5.45	117.20	105.20
1	1G	219	C	C6-N1-C2	-5.45	118.12	120.30
26	14	970	C	N3-C2-O2	5.45	125.72	121.90
26	14	1684	C	C4-C5-C6	5.45	120.13	117.40
26	14	2024	G	N9-C4-C5	-5.45	103.22	105.40
1	13	250	A	OP1-P-OP2	5.45	127.78	119.60
26	1H	825	C	N3-C4-C5	-5.45	119.72	121.90
26	1H	2217	G	C8-N9-C4	-5.45	104.22	106.40
27	16	31	C	N3-C4-N4	-5.45	114.18	118.00
26	14	918	A	C8-N9-C4	-5.45	103.62	105.80
26	1H	138	G	N1-C2-N3	-5.45	120.63	123.90
26	1H	1571	A	C5-C6-N1	5.45	120.43	117.70
26	1H	1791	A	C2-N3-C4	5.45	113.33	110.60
26	1H	1825	A	C5-C6-N6	5.45	128.06	123.70
26	1H	1958	C	C6-N1-C2	-5.45	118.12	120.30
26	1H	2325	G	OP1-P-OP2	5.45	127.78	119.60
26	14	288	C	N1-C2-O2	5.45	122.17	118.90
26	14	1332	G	O4'-C1'-N9	-5.45	103.84	108.20
26	14	2352	A	C2-N3-C4	-5.45	107.87	110.60
26	14	2459	A	C8-N9-C4	-5.45	103.62	105.80
26	1H	785	G	N9-C4-C5	5.45	107.58	105.40
1	1G	748	C	P-O3'-C3'	5.45	126.24	119.70

Continued on next page...

Continued from previous page...

Mol	Chain	Res	Type	Atoms	Z	Observed(°)	Ideal(°)
4	32	35	ARG	NE-CZ-NH1	-5.45	117.58	120.30
26	14	982	C	C5-C6-N1	5.45	123.72	121.00
26	14	1396	U	OP1-P-OP2	5.45	127.77	119.60
26	14	1519	G	N9-C4-C5	5.45	107.58	105.40
26	14	2009	G	N7-C8-N9	-5.45	110.38	113.10
26	1H	1143	A	C8-N9-C4	-5.45	103.62	105.80
31	31	32	LEU	CB-CG-CD1	5.45	120.26	111.00
1	1G	808	C	N3-C4-N4	-5.45	114.19	118.00
1	13	267	C	OP2-P-O3'	5.45	117.18	105.20
26	1H	1800	C	C4-C5-C6	5.45	120.12	117.40
26	1H	2075	U	C5-C6-N1	-5.45	119.98	122.70
26	1H	2246	G	C5-N7-C8	5.45	107.02	104.30
26	1H	2280	G	OP1-P-O3'	5.45	117.18	105.20
26	1H	2382	G	N3-C4-N9	5.45	129.27	126.00
26	1H	2445	G	N3-C2-N2	5.45	123.71	119.90
1	1G	1407	C	C5-C6-N1	5.45	123.72	121.00
1	13	74	C	C2-N1-C1'	5.44	124.79	118.80
26	1H	835	A	P-O3'-C3'	5.44	126.23	119.70
26	1H	2443	C	OP1-P-O3'	5.44	117.18	105.20
26	14	618(A)	C	C6-N1-C2	5.44	122.48	120.30
26	14	2328	A	C5-C6-N6	-5.44	119.34	123.70
1	13	1416	G	N1-C6-O6	-5.44	116.64	119.90
26	1H	1495	A	C8-N9-C4	-5.44	103.62	105.80
26	1H	1823	G	N3-C2-N2	-5.44	116.09	119.90
26	1H	2258	C	C2-N3-C4	-5.44	117.18	119.90
26	1H	2443	C	C5-C4-N4	-5.44	116.39	120.20
26	1H	2763	G	C5-C6-O6	-5.44	125.33	128.60
26	1H	2830	G	N9-C4-C5	5.44	107.58	105.40
26	14	1783	A	C2-N3-C4	-5.44	107.88	110.60
1	13	1411	C	N1-C2-O2	-5.44	115.64	118.90
26	1H	194	G	N7-C8-N9	-5.44	110.38	113.10
26	1H	271(B)	G	C8-N9-C1'	-5.44	119.93	127.00
26	1H	331	A	C6-N1-C2	-5.44	115.34	118.60
26	1H	730	C	N3-C2-O2	-5.44	118.09	121.90
26	1H	1288	U	N3-C4-O4	5.44	123.21	119.40
26	1H	1332	G	C5-C6-N1	-5.44	108.78	111.50
1	1G	951	G	O5'-P-OP1	-5.44	100.80	105.70
26	14	498	G	N1-C6-O6	5.44	123.16	119.90
26	14	1192	G	C5-C6-O6	5.44	131.87	128.60
26	14	1241	A	C6-N1-C2	5.44	121.86	118.60
26	14	1282	U	OP2-P-O3'	5.44	117.17	105.20
26	14	1339	G	O5'-P-OP1	-5.44	100.80	105.70

Continued on next page...

Continued from previous page...

Mol	Chain	Res	Type	Atoms	Z	Observed(°)	Ideal(°)
26	14	1772	G	N3-C2-N2	5.44	123.71	119.90
26	14	2199	A	OP2-P-O3'	5.44	117.17	105.20
26	14	2420	C	C2-N1-C1'	5.44	124.79	118.80
26	14	866	A	C4-N9-C1'	5.44	136.09	126.30
1	13	814	A	C8-N9-C4	5.44	107.97	105.80
26	1H	46	C	C4-C5-C6	5.44	120.12	117.40
26	1H	1950	G	N9-C4-C5	5.44	107.58	105.40
26	1H	2073	C	C4-C5-C6	5.44	120.12	117.40
26	1H	2445	G	N1-C6-O6	-5.44	116.64	119.90
26	14	141	A	C5-N7-C8	-5.44	101.18	103.90
26	14	500	G	C8-N9-C4	5.44	108.58	106.40
26	14	780	G	C6-N1-C2	-5.44	121.84	125.10
26	14	1312	U	OP1-P-OP2	5.44	127.76	119.60
26	14	2370	G	C8-N9-C4	5.44	108.58	106.40
1	13	190	G	P-O3'-C3'	5.44	126.22	119.70
26	14	701	G	N7-C8-N9	5.44	115.82	113.10
1	13	882	C	OP1-P-OP2	-5.43	111.45	119.60
26	1H	192	C	C2-N1-C1'	-5.43	112.82	118.80
26	1H	2329	G	N7-C8-N9	-5.43	110.38	113.10
26	1H	2522	U	C5-C6-N1	-5.43	119.98	122.70
26	14	1564	C	N1-C2-O2	5.43	122.16	118.90
26	14	1887	C	N1-C2-O2	-5.43	115.64	118.90
26	14	2518	A	C8-N9-C1'	-5.43	117.92	127.70
26	1H	86	C	C2-N3-C4	-5.43	117.18	119.90
26	1H	2018	G	C4-C5-N7	5.43	112.97	110.80
26	1H	2324	C	C5-C6-N1	-5.43	118.28	121.00
26	1H	2346	A	C4-C5-N7	5.43	113.42	110.70
1	1G	1487	G	C8-N9-C4	5.43	108.57	106.40
26	14	1463	C	N3-C4-C5	-5.43	119.73	121.90
26	14	1688	U	C2-N1-C1'	-5.43	111.18	117.70
26	14	1769	G	C5-C6-O6	-5.43	125.34	128.60
26	14	2535	G	O5'-P-OP2	-5.43	100.81	105.70
1	13	1151	A	O5'-P-OP2	-5.43	100.81	105.70
26	1H	2242	G	OP2-P-O3'	5.43	117.15	105.20
1	1G	193	C	C5-C6-N1	5.43	123.72	121.00
26	14	243	U	OP2-P-O3'	5.43	117.15	105.20
26	1H	138	G	C8-N9-C1'	5.43	134.06	127.00
26	1H	713	G	N9-C4-C5	-5.43	103.23	105.40
26	1H	1558	A	C4-C5-N7	5.43	113.42	110.70
26	1H	2307	G	C2-N3-C4	-5.43	109.19	111.90
26	1H	2819	G	C8-N9-C4	5.43	108.57	106.40
33	51	105	LEU	CA-CB-CG	5.43	127.79	115.30

Continued on next page...

Continued from previous page...

Mol	Chain	Res	Type	Atoms	Z	Observed(°)	Ideal(°)
1	1G	1374	A	N1-C2-N3	5.43	132.01	129.30
26	14	656	G	C5-C6-O6	-5.43	125.34	128.60
26	14	2763	G	N3-C4-C5	-5.43	125.89	128.60
1	13	169	C	C6-N1-C2	-5.43	118.13	120.30
45	F8	3	THR	CA-C-N	5.43	129.14	117.20
1	1G	6	G	C5-C6-O6	-5.43	125.34	128.60
26	14	2594	C	N1-C2-O2	-5.43	115.64	118.90
26	14	2616	C	O5'-P-OP2	5.43	117.21	110.70
26	1H	376	C	C2-N3-C4	-5.43	117.19	119.90
26	1H	634	C	OP2-P-O3'	5.43	117.14	105.20
1	1G	322	C	C5-C4-N4	-5.43	116.40	120.20
26	14	988	A	N1-C6-N6	5.43	121.86	118.60
26	14	1480	G	C5-C6-N1	-5.43	108.79	111.50
26	14	1914	C	O4'-C1'-N1	5.43	112.54	108.20
1	13	1488	G	C4-C5-N7	5.42	112.97	110.80
26	1H	902	C	N3-C4-N4	-5.42	114.20	118.00
26	1H	965	C	C6-N1-C2	-5.42	118.13	120.30
26	1H	1308	A	C6-N1-C2	-5.42	115.34	118.60
1	1G	197	A	C6-C5-N7	-5.42	128.50	132.30
26	14	240	G	C4-C5-N7	5.42	112.97	110.80
26	14	672	C	C2-N1-C1'	-5.42	112.83	118.80
26	14	2365	G	N3-C4-N9	5.42	129.25	126.00
1	13	584	G	N3-C4-C5	-5.42	125.89	128.60
23	2K	15	G	C5-C6-O6	5.42	131.85	128.60
26	1H	149	A	N7-C8-N9	5.42	116.51	113.80
26	1H	188	G	C5'-C4'-O4'	5.42	115.61	109.10
26	1H	2286	A	P-O3'-C3'	5.42	126.21	119.70
26	1H	697	C	C6-N1-C2	5.42	122.47	120.30
26	1H	861	A	N9-C4-C5	-5.42	103.63	105.80
26	1H	974	G	O5'-P-OP2	-5.42	100.82	105.70
26	1H	998	C	N3-C4-N4	5.42	121.79	118.00
26	1H	1252	G	N7-C8-N9	-5.42	110.39	113.10
26	1H	1642	G	N3-C2-N2	-5.42	116.10	119.90
26	1H	1676	A	N3-C4-N9	-5.42	123.06	127.40
1	1G	108	G	C5-N7-C8	-5.42	101.59	104.30
1	1G	653	A	O4'-C1'-N9	5.42	112.54	108.20
1	1G	769	G	OP1-P-O3'	5.42	117.13	105.20
1	1G	1357	A	C8-N9-C4	-5.42	103.63	105.80
26	14	703	U	N3-C4-O4	-5.42	115.61	119.40
26	14	1313	U	O5'-P-OP1	-5.42	100.82	105.70
26	1H	184	C	OP2-P-O3'	5.42	117.12	105.20
26	1H	231	C	C4-C5-C6	5.42	120.11	117.40

Continued on next page...

Continued from previous page...

Mol	Chain	Res	Type	Atoms	Z	Observed(°)	Ideal(°)
26	1H	2331	G	N9-C4-C5	-5.42	103.23	105.40
26	1H	2386	C	N1-C2-O2	-5.42	115.65	118.90
26	14	2029	G	N1-C6-O6	5.42	123.15	119.90
19	AI	41	VAL	N-CA-CB	-5.42	99.58	111.50
26	1H	56	A	N1-C2-N3	5.42	132.01	129.30
26	1H	213	A	C5-N7-C8	-5.42	101.19	103.90
26	1H	1663	C	C5-C4-N4	-5.42	116.41	120.20
26	1H	2292	C	OP2-P-O3'	5.42	117.12	105.20
26	1H	2451	A	C2-N3-C4	-5.42	107.89	110.60
26	14	1570	A	C6-C5-N7	-5.42	128.51	132.30
26	14	2092	U	C6-N1-C2	-5.42	117.75	121.00
26	14	2094	G	O5'-P-OP2	-5.42	100.82	105.70
1	13	881	G	OP1-P-OP2	-5.42	111.48	119.60
26	1H	1698	A	C8-N9-C4	-5.42	103.63	105.80
26	1H	1760	A	O5'-P-OP2	-5.42	100.83	105.70
26	1H	2395	C	C2-N3-C4	-5.42	117.19	119.90
26	1H	2676	C	N3-C4-C5	5.42	124.07	121.90
26	14	247	G	C8-N9-C4	5.42	108.57	106.40
26	14	1379	A	C6-N1-C2	-5.42	115.35	118.60
26	14	1382	G	C5-C6-O6	-5.42	125.35	128.60
26	14	1805	U	C5-C6-N1	-5.42	119.99	122.70
26	14	1906	G	C5-N7-C8	-5.42	101.59	104.30
26	14	1936	A	N9-C4-C5	-5.42	103.63	105.80
26	14	2007	C	C4-C5-C6	5.42	120.11	117.40
26	14	2325	G	OP1-P-OP2	5.42	127.72	119.60
26	14	2872	G	O5'-P-OP1	-5.42	100.83	105.70
34	69	131	LYS	C-N-CA	5.42	144.75	122.00
1	13	726	C	OP2-P-O3'	-5.42	93.29	105.20
26	1H	1006	C	N3-C2-O2	5.42	125.69	121.90
26	1H	1947	C	OP1-P-OP2	-5.42	111.48	119.60
26	14	1923	U	C5-C6-N1	5.42	125.41	122.70
1	13	449	C	C6-N1-C1'	-5.41	114.30	120.80
1	13	1374	A	N1-C2-N3	5.41	132.01	129.30
26	1H	2036	C	C5-C4-N4	5.41	123.99	120.20
1	1G	509	A	C8-N9-C4	-5.41	103.64	105.80
26	14	680	G	O5'-P-OP1	-5.41	100.83	105.70
26	14	932	G	N3-C4-N9	-5.41	122.75	126.00
26	14	1489	U	N1-C2-O2	-5.41	119.01	122.80
1	1G	1418	A	C8-N9-C4	5.41	107.97	105.80
1	1G	1533	C	C2-N1-C1'	5.41	124.75	118.80
26	14	1606	G	N9-C4-C5	-5.41	103.23	105.40
30	29	117	MET	CA-CB-CG	5.41	122.50	113.30

Continued on next page...

Continued from previous page...

Mol	Chain	Res	Type	Atoms	Z	Observed(°)	Ideal(°)
1	13	690	G	C4-C5-C6	5.41	122.05	118.80
26	1H	651	G	C8-N9-C4	-5.41	104.24	106.40
26	1H	2386	C	N3-C2-O2	5.41	125.69	121.90
26	1H	543	C	O5'-P-OP2	-5.41	100.83	105.70
26	1H	861	A	O5'-P-OP2	5.41	117.19	110.70
26	1H	1379	A	N7-C8-N9	5.41	116.50	113.80
26	1H	1393	A	C8-N9-C4	-5.41	103.64	105.80
26	1H	1858	G	C4-N9-C1'	5.41	133.53	126.50
26	1H	2441	C	N3-C2-O2	-5.41	118.11	121.90
26	1H	2681	C	C5-C4-N4	-5.41	116.41	120.20
1	1G	46	G	N1-C6-O6	5.41	123.15	119.90
26	1H	928	G	C2-N3-C4	-5.41	109.20	111.90
26	1H	929	G	C5-C6-O6	-5.41	125.36	128.60
26	1H	2637	U	N3-C4-O4	5.41	123.19	119.40
1	1G	674	G	N1-C6-O6	5.41	123.14	119.90
26	14	1914	C	C2-N1-C1'	5.41	124.75	118.80
1	13	630	G	N3-C4-C5	5.41	131.30	128.60
1	13	956	U	N3-C4-C5	-5.41	111.36	114.60
26	1H	808	G	C4-C5-N7	-5.41	108.64	110.80
26	1H	928	G	N7-C8-N9	5.41	115.80	113.10
26	1H	1314	C	C6-N1-C1'	-5.41	114.31	120.80
26	1H	1924	C	N3-C4-C5	5.41	124.06	121.90
27	16	79	C	OP2-P-O3'	5.41	117.09	105.20
1	1G	355	C	C5-C4-N4	5.41	123.98	120.20
26	14	621	A	C6-N1-C2	5.41	121.84	118.60
26	14	808	G	N3-C2-N2	5.41	123.68	119.90
26	14	1255	U	N3-C2-O2	-5.41	118.42	122.20
26	14	1588	C	N3-C2-O2	-5.41	118.12	121.90
26	14	1702	G	C8-N9-C4	5.41	108.56	106.40
32	49	152	LEU	CA-CB-CG	5.41	127.73	115.30
1	13	514	C	N1-C2-O2	-5.40	115.66	118.90
26	1H	1792	G	C5-C6-O6	5.40	131.84	128.60
26	14	43	G	C4-C5-N7	5.40	112.96	110.80
1	13	514	C	C5-C4-N4	-5.40	116.42	120.20
26	1H	676	A	OP1-P-OP2	5.40	127.70	119.60
26	1H	676	A	C4-C5-C6	-5.40	114.30	117.00
26	1H	691	C	OP1-P-OP2	-5.40	111.50	119.60
26	14	968	G	N1-C6-O6	-5.40	116.66	119.90
26	14	1029	A	C5-C6-N6	-5.40	119.38	123.70
26	14	1570	A	C5-C6-N6	-5.40	119.38	123.70
26	14	1696	G	O5'-P-OP2	-5.40	100.84	105.70
26	14	1725	G	C8-N9-C1'	-5.40	119.98	127.00

Continued on next page...

Continued from previous page...

Mol	Chain	Res	Type	Atoms	Z	Observed(°)	Ideal(°)
1	13	758	G	C2-N3-C4	-5.40	109.20	111.90
26	1H	663	G	O5'-P-OP1	-5.40	100.84	105.70
26	1H	745	G	N3-C2-N2	-5.40	116.12	119.90
26	1H	1605	C	OP1-P-OP2	5.40	127.70	119.60
26	1H	1787	A	O5'-P-OP1	-5.40	100.84	105.70
26	1H	2822	G	C5-C6-O6	-5.40	125.36	128.60
1	1G	1184	G	C6-C5-N7	-5.40	127.16	130.40
1	1G	1356	G	N7-C8-N9	5.40	115.80	113.10
26	14	786	C	N3-C4-C5	5.40	124.06	121.90
26	14	1949	G	O5'-P-OP2	-5.40	100.84	105.70
28	79	169	GLY	N-CA-C	5.40	126.60	113.10
1	13	1514	C	N3-C4-N4	5.40	121.78	118.00
26	1H	797	C	N3-C2-O2	5.40	125.68	121.90
1	1G	375	U	O5'-P-OP1	-5.40	100.84	105.70
26	14	487	C	N1-C2-O2	-5.40	115.66	118.90
1	13	753	A	C5-C6-N6	5.40	128.02	123.70
26	1H	371	A	C6-C5-N7	-5.40	128.52	132.30
26	1H	405	U	C2-N1-C1'	5.40	124.18	117.70
26	1H	1223	C	N3-C2-O2	5.40	125.68	121.90
26	1H	1683	C	C5-C6-N1	-5.40	118.30	121.00
26	1H	1822	G	O5'-P-OP2	5.40	117.18	110.70
26	1H	1844	C	N1-C2-O2	-5.40	115.66	118.90
26	1H	1962	C	C4-C5-C6	-5.40	114.70	117.40
26	1H	2073	C	N3-C4-N4	5.40	121.78	118.00
26	14	122	G	C6-N1-C2	-5.40	121.86	125.10
26	14	139	G	C5-C6-O6	5.40	131.84	128.60
26	14	652	C	C5-C6-N1	5.40	123.70	121.00
26	14	1623	G	N3-C4-N9	-5.40	122.76	126.00
26	14	2452	C	N3-C4-N4	5.40	121.78	118.00
26	14	2731	G	N1-C6-O6	5.40	123.14	119.90
27	1J	27	C	N1-C2-O2	5.40	122.14	118.90
26	1H	1285	G	OP2-P-O3'	5.40	117.07	105.20
26	1H	2568	C	N3-C4-C5	5.40	124.06	121.90
1	1G	1414	U	C6-N1-C1'	5.40	128.75	121.20
1	13	538	G	C8-N9-C1'	-5.39	119.99	127.00
26	1H	303	U	C6-N1-C2	-5.39	117.76	121.00
26	1H	383	U	N1-C2-N3	5.39	118.14	114.90
26	1H	1437	C	OP1-P-OP2	-5.39	111.51	119.60
26	1H	1446	C	N3-C2-O2	-5.39	118.12	121.90
26	1H	2174	C	C6-N1-C2	-5.39	118.14	120.30
26	1H	2360	A	O5'-P-OP2	-5.39	100.84	105.70
34	61	110	ASP	C-N-CA	5.39	144.65	122.00

Continued on next page...

Continued from previous page...

Mol	Chain	Res	Type	Atoms	Z	Observed(°)	Ideal(°)
26	14	651	G	O5'-P-OP2	5.39	117.17	110.70
26	14	2062	A	N7-C8-N9	-5.39	111.10	113.80
26	14	2406	U	OP1-P-O3'	5.39	117.07	105.20
26	1H	307	G	N3-C4-N9	5.39	129.24	126.00
26	1H	2329	G	N1-C2-N2	-5.39	111.35	116.20
26	1H	2607	G	C6-C5-N7	-5.39	127.16	130.40
2	12	23	ARG	N-CA-C	-5.39	96.44	111.00
26	14	1285	G	OP1-P-OP2	5.39	127.69	119.60
26	14	1920	C	O5'-P-OP2	-5.39	100.85	105.70
26	1H	137	C	N1-C2-O2	-5.39	115.67	118.90
26	1H	1031	G	N3-C4-C5	-5.39	125.91	128.60
26	1H	2060	A	P-O3'-C3'	5.39	126.17	119.70
26	1H	2456	C	O5'-P-OP2	5.39	117.17	110.70
23	2L	30	G	N1-C2-N2	-5.39	111.35	116.20
26	14	2320	A	O5'-P-OP1	-5.39	100.85	105.70
26	14	2563	U	O5'-P-OP1	-5.39	100.85	105.70
26	1H	383	U	N1-C2-O2	-5.39	119.03	122.80
26	1H	414	C	C2-N3-C4	-5.39	117.20	119.90
26	1H	599	G	C4-C5-N7	-5.39	108.64	110.80
26	1H	863	A	C5-N7-C8	5.39	106.59	103.90
26	1H	2271	G	C8-N9-C1'	-5.39	119.99	127.00
26	14	506	G	O5'-P-OP2	5.39	117.17	110.70
1	13	860	A	N1-C6-N6	5.39	121.83	118.60
26	1H	186	G	N7-C8-N9	-5.39	110.41	113.10
26	1H	587	C	N3-C2-O2	-5.39	118.13	121.90
26	1H	794	G	O5'-P-OP1	-5.39	100.85	105.70
26	1H	1273	U	N3-C4-O4	-5.39	115.63	119.40
26	14	400	G	N3-C4-N9	5.39	129.23	126.00
26	14	932	G	OP2-P-O3'	5.39	117.05	105.20
26	14	1390	U	N3-C2-O2	-5.39	118.43	122.20
26	14	1634	A	O5'-P-OP1	-5.39	100.85	105.70
26	14	2818	G	C8-N9-C4	5.39	108.56	106.40
26	1H	70	G	C5-C6-O6	5.39	131.83	128.60
26	1H	1212	G	N1-C6-O6	5.39	123.13	119.90
26	1H	1797	C	N3-C4-N4	5.39	121.77	118.00
26	1H	2520	C	C5-C4-N4	5.39	123.97	120.20
16	7A	82	GLN	CA-CB-CG	5.39	125.25	113.40
26	14	57	C	OP2-P-O3'	5.39	117.05	105.20
26	14	1436	G	N3-C4-N9	5.39	129.23	126.00
26	14	1955	U	N1-C2-N3	5.39	118.13	114.90
26	14	1978	A	N9-C4-C5	5.39	107.95	105.80
26	1H	415	A	N1-C6-N6	5.38	121.83	118.60

Continued on next page...

Continued from previous page...

Mol	Chain	Res	Type	Atoms	Z	Observed(°)	Ideal(°)
26	1H	775	G	OP1-P-OP2	5.38	127.67	119.60
26	1H	1299	G	O5'-P-OP2	5.38	117.16	110.70
26	1H	1817	G	C8-N9-C4	5.38	108.55	106.40
1	1G	1338	G	N3-C4-C5	-5.38	125.91	128.60
26	14	750	A	C5-N7-C8	-5.38	101.21	103.90
26	14	1011	G	O4'-C1'-N9	5.38	112.51	108.20
26	14	2056	G	N7-C8-N9	5.38	115.79	113.10
27	1J	14	U	O5'-P-OP2	-5.38	100.85	105.70
30	29	137	HIS	C-N-CD	5.38	139.71	128.40
1	13	770	C	C4-C5-C6	5.38	120.09	117.40
26	1H	575	A	O5'-P-OP2	5.38	117.16	110.70
26	1H	746	A	N1-C2-N3	5.38	131.99	129.30
46	G8	79	CYS	N-CA-C	5.38	125.53	111.00
26	14	55	G	N3-C2-N2	-5.38	116.13	119.90
26	14	2413	G	C5-C6-O6	-5.38	125.37	128.60
1	13	423	G	N3-C4-N9	5.38	129.23	126.00
1	13	1402	C	N3-C4-C5	-5.38	119.75	121.90
26	1H	28	A	OP1-P-OP2	-5.38	111.53	119.60
26	1H	1605	C	N1-C2-O2	-5.38	115.67	118.90
26	1H	2252	G	C5-N7-C8	5.38	106.99	104.30
26	1H	2275	C	N3-C2-O2	-5.38	118.13	121.90
26	14	1383	C	C5-C4-N4	-5.38	116.43	120.20
26	14	2043	C	N1-C2-O2	-5.38	115.67	118.90
26	14	2406	U	P-O3'-C3'	5.38	126.16	119.70
1	13	512	U	C5-C6-N1	5.38	125.39	122.70
26	1H	566	U	N3-C4-C5	5.38	117.83	114.60
26	14	1869	G	C8-N9-C1'	5.38	133.99	127.00
26	14	2690	C	O5'-P-OP2	-5.38	100.86	105.70
1	13	419	C	C5-C6-N1	5.38	123.69	121.00
26	1H	473	G	N1-C2-N2	-5.38	111.36	116.20
26	1H	794	G	N3-C4-C5	-5.38	125.91	128.60
26	1H	984	A	P-O3'-C3'	5.38	126.15	119.70
1	1G	115	G	C4-C5-N7	-5.38	108.65	110.80
1	1G	1227	A	C5-N7-C8	-5.38	101.21	103.90
26	14	591	C	N1-C2-O2	-5.38	115.67	118.90
1	13	363	A	C8-N9-C4	5.38	107.95	105.80
1	13	911	U	C5-C6-N1	-5.38	120.01	122.70
26	1H	26	G	N3-C4-N9	5.38	129.23	126.00
26	1H	575	A	O4'-C1'-N9	5.38	112.50	108.20
26	1H	695	G	N3-C4-C5	-5.38	125.91	128.60
26	1H	757	U	N3-C2-O2	-5.38	118.44	122.20
26	1H	840	C	C2-N3-C4	-5.38	117.21	119.90

Continued on next page...

Continued from previous page...

Mol	Chain	Res	Type	Atoms	Z	Observed(°)	Ideal(°)
26	1H	1224	G	N1-C2-N3	-5.38	120.67	123.90
26	1H	1381	G	N3-C4-N9	-5.38	122.77	126.00
1	1G	495	A	C5-C6-N6	5.38	128.00	123.70
1	1G	573	A	N9-C4-C5	5.38	107.95	105.80
26	14	265	A	N7-C8-N9	5.38	116.49	113.80
26	14	2452	C	C5-C4-N4	-5.38	116.44	120.20
1	13	331	G	C5-C6-O6	-5.38	125.38	128.60
1	13	912	C	N1-C2-O2	-5.38	115.67	118.90
26	1H	1244	G	C5-C6-O6	-5.38	125.38	128.60
26	1H	2315	G	O5'-P-OP2	-5.38	100.86	105.70
26	1H	2357	U	OP2-P-O3'	5.38	117.03	105.20
26	1H	2713	A	OP2-P-O3'	5.38	117.02	105.20
1	13	430	A	OP1-P-O3'	5.37	117.02	105.20
1	13	1306	A	O5'-P-OP2	-5.37	100.86	105.70
26	1H	397	G	C5-C6-O6	5.37	131.82	128.60
26	1H	755	C	N3-C4-C5	-5.37	119.75	121.90
26	1H	2018	G	C8-N9-C4	-5.37	104.25	106.40
26	1H	2078	C	N3-C4-N4	5.37	121.76	118.00
26	1H	2489	G	C5-C6-O6	-5.37	125.38	128.60
26	1H	2821	A	N1-C6-N6	5.37	121.82	118.60
26	14	1326	U	N3-C2-O2	-5.37	118.44	122.20
26	14	2386	C	N1-C2-O2	-5.37	115.68	118.90
1	13	315	A	O5'-P-OP1	-5.37	100.86	105.70
1	13	757	U	O5'-P-OP1	5.37	117.14	110.70
26	14	583	G	N1-C6-O6	5.37	123.12	119.90
26	14	910	A	OP2-P-O3'	5.37	117.02	105.20
26	14	1437	C	C6-N1-C2	-5.37	118.15	120.30
26	14	1494	A	C8-N9-C4	-5.37	103.65	105.80
26	14	2732	G	C8-N9-C4	-5.37	104.25	106.40
26	1H	807	U	O5'-P-OP2	-5.37	100.87	105.70
26	1H	1750	G	C8-N9-C1'	-5.37	120.02	127.00
26	1H	2503	A	C4-C5-N7	5.37	113.39	110.70
1	1G	353	A	OP2-P-O3'	5.37	117.01	105.20
26	14	1918	A	C4-C5-N7	5.37	113.39	110.70
26	14	2346	A	C8-N9-C1'	-5.37	118.03	127.70
26	1H	581	C	N1-C2-O2	-5.37	115.68	118.90
26	1H	1799	G	N1-C6-O6	-5.37	116.68	119.90
26	1H	1882	C	C2-N1-C1'	5.37	124.70	118.80
26	14	2696	U	C5-C4-O4	5.37	129.12	125.90
1	13	803	G	C5-C6-O6	5.37	131.82	128.60
26	1H	941	A	C6-C5-N7	-5.37	128.54	132.30
1	13	52	G	C6-C5-N7	-5.37	127.18	130.40

Continued on next page...

Continued from previous page...

Mol	Chain	Res	Type	Atoms	Z	Observed(°)	Ideal(°)
1	13	197	A	N9-C4-C5	5.37	107.95	105.80
1	13	584	G	C5-C6-O6	5.37	131.82	128.60
13	4I	48	LEU	CA-CB-CG	5.37	127.64	115.30
26	1H	36	G	C5-C6-O6	5.37	131.82	128.60
26	1H	1048	A	OP2-P-O3'	5.37	117.00	105.20
26	1H	2485	G	N1-C2-N3	5.37	127.12	123.90
26	14	129	C	C2-N1-C1'	5.37	124.70	118.80
26	14	1638	C	OP2-P-O3'	5.37	117.01	105.20
26	14	1787	A	N7-C8-N9	5.37	116.48	113.80
26	14	1787	A	OP1-P-OP2	-5.37	111.55	119.60
26	14	2873	A	C6-N1-C2	-5.37	115.38	118.60
1	13	808	C	C5-C6-N1	-5.36	118.32	121.00
1	13	917	G	OP1-P-O3'	5.36	117.00	105.20
26	1H	527	C	C4-C5-C6	5.36	120.08	117.40
26	1H	661	C	C4-C5-C6	5.36	120.08	117.40
26	1H	945	A	OP1-P-O3'	5.36	117.00	105.20
26	1H	1160	G	N1-C6-O6	5.36	123.12	119.90
26	1H	1423	G	C5-N7-C8	5.36	106.98	104.30
26	1H	1521	G	N1-C6-O6	5.36	123.12	119.90
26	1H	2405	G	N1-C6-O6	-5.36	116.68	119.90
26	1H	2516	G	O5'-P-OP1	5.36	117.14	110.70
26	1H	2709	G	C4-C5-C6	5.36	122.02	118.80
48	I8	10	THR	N-CA-CB	5.36	120.49	110.30
26	14	125	G	O4'-C1'-N9	-5.36	103.91	108.20
26	14	751	A	O5'-P-OP1	-5.36	100.87	105.70
26	14	1821	A	C8-N9-C4	-5.36	103.66	105.80
26	14	2385	C	C2-N3-C4	-5.36	117.22	119.90
26	14	2665	A	O4'-C1'-N9	5.36	112.49	108.20
26	14	2883	A	O5'-P-OP2	-5.36	100.87	105.70
1	13	329	A	OP2-P-O3'	5.36	117.00	105.20
1	13	423	G	N3-C4-C5	-5.36	125.92	128.60
26	1H	395	U	C5-C4-O4	-5.36	122.68	125.90
26	1H	1257	C	C6-N1-C2	-5.36	118.16	120.30
26	1H	1801	G	N3-C4-C5	-5.36	125.92	128.60
26	1H	1829	A	N1-C6-N6	-5.36	115.38	118.60
1	1G	1219	U	C5-C6-N1	5.36	125.38	122.70
27	1J	89(A)	A	O4'-C1'-N9	5.36	112.49	108.20
26	1H	852	G	O5'-P-OP2	-5.36	100.88	105.70
26	1H	2497	A	N7-C8-N9	-5.36	111.12	113.80
1	1G	1500	A	N1-C6-N6	5.36	121.82	118.60
26	14	766	C	C5-C6-N1	-5.36	118.32	121.00
26	14	1643	G	OP2-P-O3'	5.36	116.99	105.20

Continued on next page...

Continued from previous page...

Mol	Chain	Res	Type	Atoms	Z	Observed(°)	Ideal(°)
26	14	2678	C	N1-C2-O2	-5.36	115.68	118.90
26	1H	1625	C	C4-C5-C6	-5.36	114.72	117.40
26	1H	1934	C	C4-C5-C6	5.36	120.08	117.40
26	1H	2249	U	C5-C4-O4	5.36	129.12	125.90
26	1H	2779	U	N3-C4-O4	-5.36	115.65	119.40
26	14	1778	U	N3-C4-C5	-5.36	111.38	114.60
1	13	943	U	C5-C4-O4	-5.36	122.69	125.90
26	1H	211	A	OP2-P-O3'	5.36	116.99	105.20
26	1H	239	U	N3-C2-O2	-5.36	118.45	122.20
26	1H	1424	G	C4-C5-C6	5.36	122.01	118.80
26	1H	1678	G	N3-C2-N2	-5.36	116.15	119.90
26	1H	2373	G	C6-N1-C2	-5.36	121.89	125.10
33	51	12	PRO	CA-C-N	-5.36	105.41	117.20
37	78	22	GLY	N-CA-C	5.36	126.49	113.10
26	14	1324	G	N3-C2-N2	-5.36	116.15	119.90
26	14	1776	G	O5'-P-OP2	-5.36	100.88	105.70
1	13	108	G	C8-N9-C1'	-5.36	120.04	127.00
26	1H	138	G	C5-C6-O6	-5.36	125.39	128.60
26	1H	739	G	N7-C8-N9	-5.36	110.42	113.10
26	1H	1348	G	OP1-P-O3'	5.36	116.98	105.20
26	1H	1694	C	C6-N1-C2	5.36	122.44	120.30
26	1H	2713	A	OP1-P-OP2	5.36	127.63	119.60
24	3L	4	U	C5-C6-N1	5.36	125.38	122.70
26	14	1846	G	C5-C6-O6	-5.36	125.39	128.60
26	14	2419	U	OP1-P-O3'	5.36	116.98	105.20
26	14	2591	C	N3-C4-N4	5.36	121.75	118.00
22	1K	52	G	N1-C6-O6	5.35	123.11	119.90
26	1H	145	G	C5-C6-O6	-5.35	125.39	128.60
26	1H	389	G	N9-C4-C5	-5.35	103.26	105.40
26	1H	584	C	N3-C2-O2	5.35	125.65	121.90
26	1H	2553	G	C5-C6-N1	5.35	114.18	111.50
26	1H	2623	G	N3-C4-C5	-5.35	125.92	128.60
26	14	1963	U	OP2-P-O3'	5.35	116.98	105.20
26	14	2557	G	N1-C6-O6	-5.35	116.69	119.90
26	1H	681	G	N9-C4-C5	-5.35	103.26	105.40
26	1H	795	C	C5-C6-N1	-5.35	118.32	121.00
1	1G	226	G	O5'-P-OP2	-5.35	100.88	105.70
1	1G	1446	A	O4'-C1'-N9	5.35	112.48	108.20
26	14	2553	G	O5'-P-OP1	-5.35	100.88	105.70
1	13	900	A	C5-C6-N1	5.35	120.38	117.70
26	1H	1269	A	N7-C8-N9	5.35	116.47	113.80
26	1H	1619	G	O5'-P-OP2	-5.35	100.89	105.70

Continued on next page...

Continued from previous page...

Mol	Chain	Res	Type	Atoms	Z	Observed(°)	Ideal(°)
26	1H	2518	A	C8-N9-C4	-5.35	103.66	105.80
26	1H	2763	G	N3-C2-N2	5.35	123.64	119.90
26	14	196	A	O5'-P-OP1	-5.35	100.89	105.70
26	1H	599	G	N1-C2-N2	-5.35	111.39	116.20
26	1H	1016	G	OP1-P-OP2	-5.35	111.58	119.60
26	14	866	A	OP1-P-O3'	5.35	116.97	105.20
26	14	954	G	O5'-P-OP2	5.35	117.12	110.70
26	14	1996	C	C6-N1-C2	5.35	122.44	120.30
26	14	2609	U	C5-C6-N1	-5.35	120.03	122.70
27	1J	44	G	C4-C5-N7	-5.35	108.66	110.80
27	1J	81	G	C2-N3-C4	-5.35	109.23	111.90
1	13	552	U	O5'-P-OP1	5.35	117.11	110.70
1	13	584	G	N1-C2-N2	-5.35	111.39	116.20
26	14	2039	C	N3-C4-N4	5.35	121.74	118.00
26	14	2284	C	N1-C2-O2	-5.35	115.69	118.90
1	13	962	C	C6-N1-C2	5.34	122.44	120.30
1	13	1498	U	C2'-C3'-O3'	5.34	122.25	113.70
26	1H	126	A	O5'-P-OP2	-5.34	100.89	105.70
26	1H	143	C	N3-C4-N4	5.34	121.74	118.00
26	1H	705	A	C5-C6-N6	-5.34	119.42	123.70
26	1H	1971	A	N7-C8-N9	-5.34	111.13	113.80
1	1G	267	C	N1-C2-O2	5.34	122.11	118.90
26	14	71	A	C6-N1-C2	-5.34	115.39	118.60
26	14	911	A	OP2-P-O3'	-5.34	93.44	105.20
26	14	1567	A	OP1-P-O3'	5.34	116.96	105.20
26	14	1836	C	OP1-P-O3'	5.34	116.96	105.20
26	14	2038	G	N3-C2-N2	5.34	123.64	119.90
1	13	525	C	C5-C4-N4	-5.34	116.46	120.20
22	1K	35	U	O5'-P-OP2	5.34	117.11	110.70
26	1H	483	A	N1-C2-N3	5.34	131.97	129.30
26	1H	523	C	C5-C6-N1	5.34	123.67	121.00
26	14	77	C	O5'-P-OP1	-5.34	100.89	105.70
26	14	1653	G	OP1-P-OP2	5.34	127.61	119.60
26	14	2278	A	N1-C2-N3	5.34	131.97	129.30
26	14	2612	C	C5-C4-N4	-5.34	116.46	120.20
26	14	2681	C	C5-C6-N1	-5.34	118.33	121.00
1	13	413	G	O4'-C1'-N9	5.34	112.47	108.20
1	13	419	C	C6-N1-C2	-5.34	118.16	120.30
26	1H	376	C	N1-C2-N3	5.34	122.94	119.20
26	1H	663	G	N3-C4-C5	-5.34	125.93	128.60
26	1H	793	A	N3-C4-N9	5.34	131.67	127.40
26	1H	1832	C	N1-C2-O2	5.34	122.11	118.90

Continued on next page...

Continued from previous page...

Mol	Chain	Res	Type	Atoms	Z	Observed(°)	Ideal(°)
26	1H	1900	A	OP1-P-OP2	-5.34	111.59	119.60
26	1H	1981	A	C5-C6-N1	5.34	120.37	117.70
26	14	784	A	C5-C6-N6	5.34	127.97	123.70
26	1H	141(A)	C	N3-C2-O2	5.34	125.64	121.90
26	1H	1765	C	C5-C4-N4	5.34	123.94	120.20
26	1H	2378	A	C5-C6-N1	-5.34	115.03	117.70
26	1H	2448	A	C4-C5-N7	5.34	113.37	110.70
26	1H	2485	G	C8-N9-C4	5.34	108.54	106.40
26	1H	2639	A	C2-N3-C4	-5.34	107.93	110.60
26	14	728	G	N3-C4-N9	5.34	129.20	126.00
26	14	1383	C	N1-C2-O2	-5.34	115.70	118.90
26	14	1981	A	N1-C2-N3	-5.34	126.63	129.30
26	14	2597	G	N9-C4-C5	-5.34	103.27	105.40
26	1H	130	C	N3-C4-N4	5.34	121.74	118.00
26	1H	649	G	O5'-P-OP2	-5.34	100.90	105.70
26	1H	2295	C	O5'-P-OP2	5.34	117.11	110.70
26	1H	2762	G	N7-C8-N9	-5.34	110.43	113.10
26	14	339	U	N3-C2-O2	5.34	125.94	122.20
26	14	2207	C	O5'-P-OP1	5.34	117.11	110.70
1	13	538	G	N9-C4-C5	-5.34	103.27	105.40
1	13	570	G	O5'-P-OP1	5.34	117.11	110.70
26	1H	1257	C	C5-C6-N1	-5.34	118.33	121.00
26	14	1232	G	C2-N3-C4	-5.34	109.23	111.90
26	14	1527	G	N1-C2-N2	5.34	121.00	116.20
26	14	1605	C	N1-C2-O2	-5.34	115.70	118.90
26	1H	2709	G	C4-N9-C1'	5.33	133.44	126.50
1	1G	115	G	P-O3'-C3'	5.33	126.10	119.70
1	1G	1491	G	O5'-P-OP1	5.33	117.10	110.70
26	14	762	U	C6-N1-C1'	-5.33	113.73	121.20
26	14	1559	G	C4-C5-C6	5.33	122.00	118.80
26	14	2669	G	C8-N9-C4	5.33	108.53	106.40
1	13	328	C	C6-N1-C1'	-5.33	114.40	120.80
1	13	581	G	C8-N9-C4	5.33	108.53	106.40
1	13	1498	U	C2-N3-C4	-5.33	123.80	127.00
23	2K	40	C	C5-C6-N1	5.33	123.67	121.00
26	1H	128	C	OP1-P-O3'	-5.33	93.47	105.20
26	1H	1765	C	N3-C4-N4	-5.33	114.27	118.00
1	1G	913	A	OP2-P-O3'	5.33	116.94	105.20
26	14	715	G	C4-C5-N7	5.33	112.93	110.80
1	13	1312	G	O5'-P-OP2	5.33	117.10	110.70
26	1H	423	A	N7-C8-N9	-5.33	111.13	113.80
26	1H	1300	U	OP1-P-O3'	5.33	116.93	105.20

Continued on next page...

Continued from previous page...

Mol	Chain	Res	Type	Atoms	Z	Observed(°)	Ideal(°)
26	1H	1365	A	C4-C5-C6	5.33	119.67	117.00
26	1H	1948	G	N3-C2-N2	5.33	123.63	119.90
1	1G	927	G	N3-C4-C5	5.33	131.27	128.60
1	1G	1235	U	C5-C6-N1	5.33	125.37	122.70
26	14	47	C	OP2-P-O3'	5.33	116.93	105.20
26	14	1408	C	N3-C4-N4	5.33	121.73	118.00
26	14	2067	G	C4-C5-N7	-5.33	108.67	110.80
26	14	2245	U	OP1-P-O3'	5.33	116.93	105.20
26	1H	330	A	N1-C6-N6	5.33	121.80	118.60
26	1H	1396	U	C5-C6-N1	-5.33	120.03	122.70
29	11	40	THR	N-CA-C	5.33	125.39	111.00
1	13	507	C	C6-N1-C2	-5.33	118.17	120.30
26	1H	133	C	OP2-P-O3'	5.33	116.92	105.20
26	1H	945	A	OP1-P-OP2	-5.33	111.61	119.60
26	1H	958	U	O5'-P-OP1	5.33	117.09	110.70
26	1H	2782	G	C5-C6-O6	-5.33	125.40	128.60
27	16	35	U	N3-C4-O4	-5.33	115.67	119.40
1	1G	37	U	C5-C6-N1	5.33	125.36	122.70
1	1G	422	C	O4'-C1'-N1	5.33	112.46	108.20
1	1G	1495	U	O5'-P-OP1	-5.33	100.90	105.70
26	14	34	C	P-O3'-C3'	5.33	126.09	119.70
26	14	1569	A	N3-C4-N9	-5.33	123.14	127.40
26	14	1804	C	C5-C4-N4	-5.33	116.47	120.20
26	14	2313	C	N3-C4-C5	-5.33	119.77	121.90
26	14	2504	U	O5'-P-OP1	5.33	117.09	110.70
26	1H	541	C	N1-C2-O2	5.33	122.10	118.90
26	1H	2713	A	N1-C2-N3	5.33	131.96	129.30
1	1G	197	A	N1-C6-N6	5.33	121.80	118.60
26	14	775	G	C5-C6-N1	5.33	114.16	111.50
26	14	784	A	N9-C4-C5	5.33	107.93	105.80
26	14	1393	A	P-O3'-C3'	5.33	126.09	119.70
1	13	410	G	OP2-P-O3'	5.33	116.92	105.20
26	1H	113	G	OP1-P-O3'	5.33	116.91	105.20
26	1H	667	U	N3-C2-O2	5.33	125.93	122.20
26	1H	1921	G	C8-N9-C4	5.33	108.53	106.40
26	1H	2447	G	C4-C5-N7	-5.33	108.67	110.80
27	16	82	G	C4-C5-N7	-5.33	108.67	110.80
1	1G	519	C	C6-N1-C2	5.33	122.43	120.30
1	1G	1400	C	N1-C2-O2	5.33	122.09	118.90
26	14	570	G	N3-C4-N9	5.33	129.19	126.00
26	14	1585	C	C2-N1-C1'	5.33	124.66	118.80
26	14	1831	G	C2-N3-C4	-5.33	109.24	111.90

Continued on next page...

Continued from previous page...

Mol	Chain	Res	Type	Atoms	Z	Observed(°)	Ideal(°)
26	14	2359	C	OP1-P-OP2	5.33	127.59	119.60
26	14	2473	U	C6-N1-C1'	-5.33	113.75	121.20
24	3K	71	C	N1-C2-O2	5.32	122.09	118.90
26	1H	746	A	C8-N9-C4	-5.32	103.67	105.80
26	1H	815	C	C4-C5-C6	-5.32	114.74	117.40
26	1H	834	C	C5-C4-N4	-5.32	116.47	120.20
26	1H	1128	A	C5-C6-N6	-5.32	119.44	123.70
26	1H	1622	G	O5'-P-OP2	5.32	117.09	110.70
26	1H	2064	C	N3-C4-N4	-5.32	114.27	118.00
26	1H	2392	A	C6-N1-C2	5.32	121.79	118.60
1	1G	1506	U	O5'-P-OP1	5.32	117.09	110.70
26	14	220	G	C8-N9-C4	-5.32	104.27	106.40
26	14	667	U	N3-C2-O2	5.32	125.93	122.20
26	14	777	A	N9-C4-C5	5.32	107.93	105.80
26	14	2319	G	N1-C6-O6	-5.32	116.70	119.90
26	14	2574	G	C5-C6-N1	5.32	114.16	111.50
26	14	2598	A	N1-C6-N6	5.32	121.79	118.60
44	E8	11	ARG	NE-CZ-NH2	-5.32	117.64	120.30
1	1G	428	G	N3-C2-N2	-5.32	116.17	119.90
26	1H	162	U	N1-C2-O2	5.32	126.53	122.80
26	1H	231	C	OP2-P-O3'	5.32	116.90	105.20
26	1H	1835	G	N3-C4-N9	5.32	129.19	126.00
26	1H	2406	U	O5'-P-OP2	5.32	117.08	110.70
37	78	65	ARG	NE-CZ-NH2	-5.32	117.64	120.30
50	K8	17	SER	C-N-CD	-5.32	108.90	120.60
1	1G	972	C	OP2-P-O3'	5.32	116.91	105.20
26	14	515	A	N9-C4-C5	5.32	107.93	105.80
26	14	777	A	N1-C6-N6	-5.32	115.41	118.60
26	14	1359	A	N1-C6-N6	5.32	121.79	118.60
26	14	2595	G	N3-C4-C5	5.32	131.26	128.60
26	1H	594	U	C5-C6-N1	-5.32	120.04	122.70
26	1H	755	C	C6-N1-C2	-5.32	118.17	120.30
26	1H	771	G	O5'-P-OP1	-5.32	100.91	105.70
26	1H	960	A	C2-N3-C4	-5.32	107.94	110.60
26	1H	1186	G	N3-C4-C5	-5.32	125.94	128.60
23	2K	46	G	O5'-P-OP1	-5.32	100.92	105.70
26	1H	180	G	C5-C6-O6	-5.32	125.41	128.60
26	1H	1396	U	OP2-P-O3'	5.32	116.90	105.20
1	1G	245	C	N1-C2-O2	-5.32	115.71	118.90
1	1G	1519	A	N1-C6-N6	-5.32	115.41	118.60
26	14	445	C	N3-C2-O2	5.32	125.62	121.90
26	14	801	G	C6-C5-N7	5.32	133.59	130.40

Continued on next page...

Continued from previous page...

Mol	Chain	Res	Type	Atoms	Z	Observed(°)	Ideal(°)
26	14	2062	A	C8-N9-C1'	5.32	137.27	127.70
26	14	2296	U	N1-C2-N3	-5.32	111.71	114.90
26	14	2375	G	N9-C4-C5	-5.32	103.27	105.40
1	13	570	G	N7-C8-N9	5.32	115.76	113.10
24	3K	71	C	O4'-C1'-N1	5.32	112.45	108.20
26	1H	94	G	N3-C4-C5	5.32	131.26	128.60
26	1H	739	G	C2-N3-C4	5.32	114.56	111.90
26	1H	742	G	C4-C5-N7	-5.32	108.67	110.80
26	1H	793	A	C5-C6-N1	5.32	120.36	117.70
26	1H	913	U	OP1-P-OP2	5.32	127.57	119.60
1	1G	892	A	N1-C6-N6	5.32	121.79	118.60
26	14	1496	A	OP1-P-O3'	5.32	116.89	105.20
26	14	1798	U	C5-C6-N1	-5.32	120.04	122.70
1	13	135	C	N1-C2-O2	-5.31	115.71	118.90
26	1H	773	U	N1-C2-N3	5.31	118.09	114.90
26	1H	1192	G	N9-C4-C5	-5.31	103.27	105.40
26	1H	2553	G	C6-N1-C2	-5.31	121.91	125.10
1	1G	1227	A	N1-C6-N6	5.31	121.79	118.60
26	14	1223	C	OP2-P-O3'	5.31	116.89	105.20
26	14	1569	A	C5-C6-N1	-5.31	115.04	117.70
26	14	1836	C	N3-C4-C5	-5.31	119.77	121.90
1	13	43	C	O5'-P-OP2	5.31	117.07	110.70
1	13	904	C	N3-C2-O2	-5.31	118.18	121.90
1	13	1279	A	C4-C5-N7	5.31	113.36	110.70
26	1H	947	G	N9-C4-C5	5.31	107.53	105.40
26	1H	1653	G	N3-C4-N9	5.31	129.19	126.00
26	1H	1823	G	N9-C4-C5	5.31	107.53	105.40
26	14	248	G	N3-C4-C5	-5.31	125.94	128.60
26	14	477	A	N1-C6-N6	-5.31	115.41	118.60
26	14	952	G	N7-C8-N9	5.31	115.76	113.10
26	14	1373	A	C6-N1-C2	-5.31	115.41	118.60
26	14	1559	G	C5-C6-O6	-5.31	125.41	128.60
26	14	1961	C	O5'-P-OP1	5.31	117.07	110.70
1	13	23	C	C5-C6-N1	5.31	123.66	121.00
26	1H	948	G	O5'-P-OP2	5.31	117.07	110.70
1	1G	1285	A	P-O3'-C3'	5.31	126.07	119.70
26	14	516	C	N3-C4-C5	5.31	124.02	121.90
26	14	1270	C	OP2-P-O3'	5.31	116.88	105.20
26	1H	404	C	OP2-P-O3'	5.31	116.88	105.20
26	1H	1959	G	C5-C6-O6	5.31	131.79	128.60
26	14	228	A	C5-N7-C8	-5.31	101.25	103.90
26	14	1314	C	C5-C6-N1	5.31	123.66	121.00

Continued on next page...

Continued from previous page...

Mol	Chain	Res	Type	Atoms	Z	Observed(°)	Ideal(°)
26	14	2074	U	OP1-P-OP2	5.31	127.56	119.60
26	14	2620	C	N3-C2-O2	5.31	125.62	121.90
1	13	892	A	C4-C5-N7	5.31	113.35	110.70
26	1H	579	G	N1-C2-N3	-5.31	120.72	123.90
26	1H	1579	A	O5'-P-OP2	-5.31	100.92	105.70
26	1H	1882	C	C5-C6-N1	5.31	123.65	121.00
26	1H	2646	C	C5-C6-N1	-5.31	118.35	121.00
26	14	863	A	OP2-P-O3'	5.31	116.88	105.20
26	14	2239	G	N9-C4-C5	-5.31	103.28	105.40
26	14	2674	G	C6-N1-C2	-5.31	121.92	125.10
26	1H	803	U	N1-C2-N3	5.31	118.08	114.90
26	14	688	U	OP2-P-O3'	5.31	116.87	105.20
26	14	1377	G	N7-C8-N9	5.31	115.75	113.10
1	13	332	G	O5'-P-OP1	-5.30	100.93	105.70
1	13	1477	C	C5-C4-N4	-5.30	116.49	120.20
26	1H	51	G	C5-C6-O6	5.30	131.78	128.60
26	1H	1201	C	N3-C2-O2	5.30	125.61	121.90
30	21	195	LEU	CA-CB-CG	5.30	127.50	115.30
1	1G	1322	C	N3-C4-N4	-5.30	114.29	118.00
1	1G	1474	G	O5'-P-OP2	5.30	117.07	110.70
26	14	601	C	C2-N3-C4	-5.30	117.25	119.90
26	14	1210	A	C4-C5-N7	5.30	113.35	110.70
26	14	1618	A	C8-N9-C4	-5.30	103.68	105.80
26	14	2230	G	N9-C4-C5	5.30	107.52	105.40
1	13	1235	U	C5-C6-N1	5.30	125.35	122.70
26	1H	328	U	O5'-P-OP2	-5.30	100.93	105.70
27	16	8	U	O5'-P-OP1	5.30	117.06	110.70
26	14	1934	C	C2-N3-C4	5.30	122.55	119.90
1	13	449	C	O4'-C1'-N1	5.30	112.44	108.20
1	13	899	C	O4'-C1'-N1	-5.30	103.96	108.20
26	1H	17	G	N3-C4-N9	5.30	129.18	126.00
26	1H	120	U	C5-C4-O4	5.30	129.08	125.90
26	1H	2011	U	OP1-P-OP2	-5.30	111.65	119.60
26	1H	2447	G	O4'-C1'-N9	5.30	112.44	108.20
26	1H	2590	A	C5-C6-N6	5.30	127.94	123.70
26	1H	2866	U	C5-C4-O4	5.30	129.08	125.90
1	1G	528	C	C2-N1-C1'	-5.30	112.97	118.80
26	14	674	G	OP1-P-OP2	-5.30	111.65	119.60
1	13	560	U	C6-N1-C2	-5.30	117.82	121.00
1	13	894	G	C5-C6-N1	5.30	114.15	111.50
1	13	1327	C	N3-C4-N4	-5.30	114.29	118.00
26	1H	129	C	N1-C2-O2	-5.30	115.72	118.90

Continued on next page...

Continued from previous page...

Mol	Chain	Res	Type	Atoms	Z	Observed(°)	Ideal(°)
26	1H	459	U	N1-C2-N3	5.30	118.08	114.90
26	1H	483	A	C8-N9-C4	-5.30	103.68	105.80
26	1H	963	U	N1-C2-O2	-5.30	119.09	122.80
26	1H	1979	C	C6-N1-C2	-5.30	118.18	120.30
26	1H	1992	G	P-O3'-C3'	5.30	126.06	119.70
26	1H	2329	G	OP1-P-OP2	5.30	127.55	119.60
26	1H	2377	A	N7-C8-N9	-5.30	111.15	113.80
26	1H	2854	G	C8-N9-C4	-5.30	104.28	106.40
27	16	77	U	C6-N1-C2	5.30	124.18	121.00
26	14	201	C	N3-C4-C5	5.30	124.02	121.90
26	14	1649	G	C5-C6-O6	5.30	131.78	128.60
26	14	2075	U	OP2-P-O3'	5.30	116.86	105.20
26	14	1254	A	O5'-P-OP2	-5.30	100.93	105.70
26	1H	820	A	O5'-P-OP1	-5.30	100.93	105.70
26	1H	971	C	OP2-P-O3'	5.30	116.85	105.20
26	1H	1397	U	C5-C4-O4	5.30	129.08	125.90
26	1H	1471	A	N7-C8-N9	5.30	116.45	113.80
23	2L	77	A	N3-C4-C5	5.30	130.51	126.80
26	14	127	A	O5'-P-OP2	-5.30	100.93	105.70
26	14	1272	A	O4'-C1'-N9	5.30	112.44	108.20
26	14	1681	G	C8-N9-C4	-5.30	104.28	106.40
26	14	2592	G	N3-C4-C5	-5.30	125.95	128.60
1	13	805	C	OP1-P-OP2	-5.29	111.66	119.60
26	1H	1323	U	OP1-P-OP2	-5.29	111.66	119.60
26	1H	1950	G	C5-C6-O6	5.29	131.78	128.60
26	1H	2043	C	N1-C2-O2	-5.29	115.72	118.90
1	1G	413	G	C5-C6-O6	5.29	131.78	128.60
26	14	810	U	N1-C2-O2	-5.29	119.09	122.80
1	13	903	G	C6-N1-C2	-5.29	121.92	125.10
26	1H	2434	A	N1-C2-N3	5.29	131.95	129.30
26	1H	2596	U	N3-C4-C5	5.29	117.78	114.60
1	1G	117	G	C6-C5-N7	-5.29	127.22	130.40
1	1G	353	A	C5-N7-C8	-5.29	101.25	103.90
26	14	223	A	C8-N9-C4	-5.29	103.68	105.80
26	14	1805	U	C2-N3-C4	-5.29	123.82	127.00
26	14	2443	C	N3-C4-N4	5.29	121.71	118.00
26	14	2588	G	O5'-P-OP2	-5.29	100.94	105.70
1	13	952	U	N3-C2-O2	-5.29	118.50	122.20
26	1H	621	A	O4'-C1'-N9	5.29	112.43	108.20
26	1H	1257	C	N3-C4-C5	-5.29	119.78	121.90
26	1H	1825	A	N7-C8-N9	-5.29	111.15	113.80
27	16	13	A	N1-C6-N6	-5.29	115.42	118.60

Continued on next page...

Continued from previous page...

Mol	Chain	Res	Type	Atoms	Z	Observed(°)	Ideal(°)
26	14	338	G	N3-C4-N9	5.29	129.18	126.00
26	14	409	C	N3-C2-O2	5.29	125.60	121.90
26	14	517	C	C6-N1-C2	-5.29	118.18	120.30
26	14	602	G	C4-C5-N7	5.29	112.92	110.80
26	14	1776	G	OP1-P-O3'	5.29	116.84	105.20
26	14	1804	C	OP1-P-OP2	-5.29	111.66	119.60
26	14	2282	G	C5-C6-O6	-5.29	125.42	128.60
26	1H	201	C	OP1-P-OP2	5.29	127.53	119.60
26	1H	1160	G	OP1-P-OP2	-5.29	111.67	119.60
26	1H	1471	A	C5-N7-C8	-5.29	101.25	103.90
26	14	978	G	OP1-P-O3'	5.29	116.84	105.20
26	14	2879	C	N1-C2-O2	5.29	122.07	118.90
1	13	360	A	C5-C6-N1	5.29	120.34	117.70
1	13	575	G	N9-C4-C5	5.29	107.52	105.40
26	1H	735	A	N7-C8-N9	-5.29	111.16	113.80
26	1H	1506	C	N1-C2-O2	5.29	122.07	118.90
26	1H	1768	U	N3-C4-C5	5.29	117.77	114.60
4	32	180	GLY	N-CA-C	-5.29	99.88	113.10
26	14	177	G	N1-C6-O6	-5.29	116.73	119.90
26	14	854	G	C8-N9-C4	-5.29	104.28	106.40
27	1J	11	C	N1-C2-O2	5.29	122.07	118.90
49	F5	35	THR	C-N-CA	-5.29	111.19	122.30
1	13	887	G	C6-C5-N7	-5.29	127.23	130.40
26	1H	1791	A	N1-C6-N6	-5.29	115.43	118.60
1	1G	977	A	C2-N3-C4	5.29	113.24	110.60
26	14	669	G	N3-C2-N2	-5.29	116.20	119.90
26	14	1189	A	OP1-P-OP2	-5.29	111.67	119.60
26	14	1657	C	C2-N3-C4	-5.29	117.26	119.90
1	13	667	G	N3-C2-N2	-5.29	116.20	119.90
1	13	811	C	C5-C6-N1	-5.29	118.36	121.00
26	1H	783	A	C4-C5-C6	5.29	119.64	117.00
26	1H	983	A	OP2-P-O3'	5.29	116.83	105.20
26	1H	1916	A	C4-C5-C6	5.29	119.64	117.00
27	16	44	G	C6-C5-N7	5.29	133.57	130.40
1	1G	1499	A	O5'-P-OP1	-5.29	100.94	105.70
26	14	609	A	C4-C5-N7	5.29	113.34	110.70
26	14	845	G	C5-C6-O6	-5.29	125.43	128.60
26	14	1210	A	C6-C5-N7	-5.29	128.60	132.30
26	14	1552	G	N9-C4-C5	5.29	107.51	105.40
26	14	1782	C	OP1-P-O3'	5.29	116.83	105.20
26	14	2361	A	C5-N7-C8	-5.29	101.26	103.90
1	13	703	G	C4-C5-N7	5.28	112.91	110.80

Continued on next page...

Continued from previous page...

Mol	Chain	Res	Type	Atoms	Z	Observed(°)	Ideal(°)
24	3K	2	G	N3-C4-N9	5.28	129.17	126.00
26	1H	148	C	C5-C6-N1	-5.28	118.36	121.00
26	1H	2253	G	C4-N9-C1'	-5.28	119.63	126.50
26	1H	2600	A	C8-N9-C4	-5.28	103.69	105.80
26	14	50	U	C5-C6-N1	-5.28	120.06	122.70
26	14	469	G	C4-C5-N7	5.28	112.91	110.80
26	14	2078	C	OP1-P-OP2	-5.28	111.68	119.60
1	13	311	C	O5'-P-OP2	5.28	117.04	110.70
1	13	1158	C	N3-C2-O2	-5.28	118.20	121.90
26	1H	1361	G	N1-C6-O6	-5.28	116.73	119.90
26	14	193	U	N3-C2-O2	5.28	125.90	122.20
26	14	1678	G	C6-C5-N7	-5.28	127.23	130.40
26	14	2289	G	C8-N9-C4	-5.28	104.29	106.40
49	F5	35	THR	N-CA-C	-5.28	96.74	111.00
1	13	527	G	N1-C6-O6	-5.28	116.73	119.90
26	1H	188	G	N3-C2-N2	5.28	123.60	119.90
26	1H	1227	A	OP2-P-O3'	5.28	116.82	105.20
26	1H	2246	G	N3-C2-N2	-5.28	116.20	119.90
26	14	188	G	C5-C6-N1	5.28	114.14	111.50
26	14	530	G	C6-N1-C2	5.28	128.27	125.10
26	14	605	C	C6-N1-C2	5.28	122.41	120.30
26	14	1613	G	N1-C2-N2	-5.28	111.45	116.20
26	14	2274	A	OP2-P-O3'	5.28	116.82	105.20
1	13	1097	C	N3-C2-O2	-5.28	118.20	121.90
1	13	1493	A	O5'-P-OP1	-5.28	100.95	105.70
26	1H	1215	G	N3-C4-C5	-5.28	125.96	128.60
26	1H	1779	U	O5'-P-OP2	-5.28	100.95	105.70
26	1H	1780	A	OP1-P-OP2	-5.28	111.68	119.60
1	13	865	A	C5-N7-C8	-5.28	101.26	103.90
26	1H	175	G	C5-C6-O6	5.28	131.77	128.60
26	1H	321	G	C4-C5-C6	5.28	121.97	118.80
26	1H	422	A	C8-N9-C4	5.28	107.91	105.80
26	1H	512	G	OP2-P-O3'	5.28	116.81	105.20
26	1H	1298	C	OP2-P-O3'	-5.28	93.59	105.20
26	1H	2761	G	C5-C6-O6	-5.28	125.43	128.60
29	11	4	LYS	CD-CE-NZ	5.28	123.84	111.70
26	14	1318	C	O5'-P-OP2	5.28	117.03	110.70
26	14	1333	C	C6-N1-C1'	-5.28	114.47	120.80
26	14	1630	G	N9-C4-C5	5.28	107.51	105.40
26	14	2415	G	OP1-P-O3'	5.28	116.81	105.20
26	14	2438	U	C5-C6-N1	-5.28	120.06	122.70
26	14	2866	U	OP1-P-O3'	5.28	116.81	105.20

Continued on next page...

Continued from previous page...

Mol	Chain	Res	Type	Atoms	Z	Observed(°)	Ideal(°)
1	13	181	G	N3-C4-N9	5.28	129.16	126.00
1	13	1405	G	C5-C6-N1	5.28	114.14	111.50
1	13	1517	G	OP1-P-OP2	5.28	127.51	119.60
26	1H	576	U	O5'-P-OP2	5.28	117.03	110.70
26	1H	2262	U	OP1-P-OP2	-5.28	111.69	119.60
26	1H	2440	C	C5-C4-N4	5.28	123.89	120.20
27	16	94	C	C6-N1-C2	-5.28	118.19	120.30
1	1G	1449	C	N1-C2-O2	5.28	122.06	118.90
26	14	928	G	N3-C4-N9	-5.28	122.83	126.00
26	14	2224	G	N1-C6-O6	5.28	123.07	119.90
29	19	272	ALA	N-CA-C	5.28	125.24	111.00
30	29	44	TYR	CA-CB-CG	5.28	123.42	113.40
26	1H	186	G	N3-C4-C5	-5.27	125.96	128.60
26	1H	665	C	C4-C5-C6	5.27	120.04	117.40
26	1H	1422	G	C5-C6-O6	-5.27	125.44	128.60
1	1G	242	C	N3-C2-O2	5.27	125.59	121.90
26	14	797	C	C2-N1-C1'	-5.27	113.00	118.80
1	13	263	A	O5'-P-OP1	-5.27	100.95	105.70
22	1K	49	G	N9-C1'-C2'	5.27	120.85	114.00
26	1H	199	A	C4-C5-C6	-5.27	114.36	117.00
48	I8	11	ARG	N-CA-C	-5.27	96.77	111.00
24	3L	76	A	C5-C6-N6	-5.27	119.48	123.70
26	14	130	C	C6-N1-C2	5.27	122.41	120.30
26	14	697	C	N1-C2-O2	-5.27	115.74	118.90
26	14	2066	C	C6-N1-C2	-5.27	118.19	120.30
26	14	2386	C	N3-C2-O2	5.27	125.59	121.90
26	1H	141	A	N1-C6-N6	5.27	121.76	118.60
26	1H	1497	U	OP1-P-O3'	5.27	116.80	105.20
26	1H	1839	G	C8-N9-C1'	-5.27	120.15	127.00
26	1H	2079	U	C4-C5-C6	5.27	122.86	119.70
26	14	120	U	OP1-P-OP2	-5.27	111.69	119.60
26	14	2446	G	P-O3'-C3'	5.27	126.03	119.70
1	13	191(F)	U	C6-N1-C2	-5.27	117.84	121.00
1	13	551	U	C5-C6-N1	-5.27	120.06	122.70
1	13	1221	G	N3-C2-N2	-5.27	116.21	119.90
23	2K	13	C	OP1-P-OP2	-5.27	111.69	119.60
26	1H	324	A	N9-C1'-C2'	-5.27	106.20	112.00
26	1H	609(A)	G	N3-C2-N2	-5.27	116.21	119.90
26	1H	647	G	C8-N9-C4	-5.27	104.29	106.40
26	1H	969	U	N3-C2-O2	5.27	125.89	122.20
26	1H	1394	U	C4-C5-C6	-5.27	116.54	119.70
26	1H	1614	A	OP1-P-OP2	5.27	127.50	119.60

Continued on next page...

Continued from previous page...

Mol	Chain	Res	Type	Atoms	Z	Observed(°)	Ideal(°)
26	1H	1627	G	N9-C4-C5	-5.27	103.29	105.40
26	1H	1938	A	C2-N3-C4	-5.27	107.97	110.60
26	14	664	C	C2-N3-C4	-5.27	117.27	119.90
26	14	715	G	N3-C4-N9	5.27	129.16	126.00
26	14	845	G	C5-N7-C8	-5.27	101.67	104.30
26	14	1633	G	C5-N7-C8	-5.27	101.67	104.30
26	14	1983	C	O5'-P-OP2	-5.27	100.96	105.70
26	14	1991	U	C5-C4-O4	5.27	129.06	125.90
26	14	2032	G	C5-C6-N1	5.27	114.14	111.50
26	14	2495	G	OP1-P-O3'	5.27	116.79	105.20
26	14	2604	U	C4-C5-C6	5.27	122.86	119.70
1	13	1051	C	O5'-P-OP2	-5.27	100.96	105.70
1	13	1233	G	N3-C2-N2	5.27	123.59	119.90
23	2K	5	G	N7-C8-N9	-5.27	110.47	113.10
26	1H	138	G	C5-C6-N1	5.27	114.13	111.50
26	1H	141	A	N3-C4-N9	-5.27	123.19	127.40
26	1H	830	G	C8-N9-C4	-5.27	104.29	106.40
26	1H	1526	G	C5-N7-C8	-5.27	101.67	104.30
26	1H	1624	G	N1-C2-N2	-5.27	111.46	116.20
26	1H	1634	A	N1-C6-N6	5.27	121.76	118.60
27	16	47	C	N3-C2-O2	5.27	125.59	121.90
26	14	2245	U	P-O3'-C3'	5.27	126.02	119.70
27	1J	52	A	C8-N9-C4	5.27	107.91	105.80
26	1H	62	C	C5-C6-N1	-5.27	118.37	121.00
26	1H	1308	A	N1-C6-N6	-5.27	115.44	118.60
26	1H	1701	A	OP1-P-OP2	5.27	127.50	119.60
1	1G	970	C	O5'-P-OP2	5.27	117.02	110.70
26	14	1349	A	C8-N9-C4	-5.27	103.69	105.80
26	14	2428	G	P-O3'-C3'	5.27	126.02	119.70
1	13	115	G	C8-N9-C4	-5.26	104.29	106.40
1	13	315	A	C8-N9-C4	5.26	107.91	105.80
1	13	346	G	C5-N7-C8	-5.26	101.67	104.30
26	1H	196	A	C4-C5-C6	5.26	119.63	117.00
26	1H	455	C	C4-C5-C6	-5.26	114.77	117.40
26	1H	677	A	N9-C4-C5	5.26	107.91	105.80
1	1G	1519	A	C4-C5-N7	-5.26	108.07	110.70
26	14	575	A	C6-N1-C2	-5.26	115.44	118.60
26	14	1621	U	O5'-P-OP1	-5.26	100.96	105.70
26	14	1910	G	C5-C6-O6	5.26	131.76	128.60
26	1H	20	C	C2-N3-C4	-5.26	117.27	119.90
26	1H	92	G	N3-C4-C5	-5.26	125.97	128.60
26	1H	256	A	C5-N7-C8	-5.26	101.27	103.90

Continued on next page...

Continued from previous page...

Mol	Chain	Res	Type	Atoms	Z	Observed(°)	Ideal(°)
26	1H	1560	G	OP1-P-O3'	5.26	116.78	105.20
1	1G	777	A	O5'-P-OP2	-5.26	100.96	105.70
1	13	706	A	N1-C6-N6	5.26	121.76	118.60
22	1K	65	C	C6-N1-C2	-5.26	118.19	120.30
23	2K	27	G	N1-C6-O6	5.26	123.06	119.90
26	1H	232	G	C5-C6-O6	-5.26	125.44	128.60
26	1H	803	U	OP2-P-O3'	5.26	116.77	105.20
26	1H	1387	C	O5'-P-OP2	-5.26	100.97	105.70
1	1G	264	U	N3-C4-O4	5.26	123.08	119.40
1	13	538	G	N1-C2-N2	-5.26	111.47	116.20
1	13	798	G	C8-N9-C4	-5.26	104.30	106.40
1	13	815	A	C6-N1-C2	-5.26	115.44	118.60
22	1K	76	A	C5-N7-C8	-5.26	101.27	103.90
26	1H	518	G	N1-C2-N2	-5.26	111.47	116.20
26	1H	639	U	OP1-P-O3'	5.26	116.77	105.20
26	1H	942	G	OP1-P-O3'	5.26	116.77	105.20
26	1H	967	C	C5-C6-N1	-5.26	118.37	121.00
26	1H	1198	U	N3-C4-C5	5.26	117.76	114.60
26	1H	1286	A	O4'-C1'-N9	5.26	112.41	108.20
26	1H	2679	A	OP2-P-O3'	5.26	116.77	105.20
26	1H	2762	G	N1-C6-O6	5.26	123.06	119.90
26	1H	2775	A	C8-N9-C4	5.26	107.90	105.80
30	21	66	HIS	CA-C-N	-5.26	105.63	117.20
26	14	529	A	N7-C8-N9	5.26	116.43	113.80
26	14	1612	C	N3-C2-O2	5.26	125.58	121.90
26	14	1908	C	C6-N1-C2	-5.26	118.20	120.30
26	14	2032	G	N3-C4-N9	5.26	129.16	126.00
26	14	2066	C	C2-N1-C1'	5.26	124.58	118.80
26	14	2595	G	C4-C5-N7	5.26	112.90	110.80
26	14	2621	A	N1-C2-N3	5.26	131.93	129.30
1	13	501	C	C6-N1-C2	-5.26	118.20	120.30
1	1G	1276	G	C8-N9-C4	-5.26	104.30	106.40
26	14	191	A	OP1-P-O3'	-5.26	93.63	105.20
26	14	2074	U	O5'-P-OP1	-5.26	100.97	105.70
26	1H	2058	A	C8-N9-C4	-5.26	103.70	105.80
26	1H	2067	G	C4-C5-N7	-5.26	108.70	110.80
26	1H	2454	G	OP1-P-OP2	5.26	127.48	119.60
26	1H	2686	G	C5-C6-N1	5.26	114.13	111.50
26	14	378	C	N1-C2-O2	-5.26	115.75	118.90
26	14	833	U	C6-N1-C2	5.26	124.15	121.00
26	14	2059	A	C8-N9-C4	5.26	107.90	105.80
26	14	1244	G	N9-C4-C5	-5.25	103.30	105.40

Continued on next page...

Continued from previous page...

Mol	Chain	Res	Type	Atoms	Z	Observed(°)	Ideal(°)
26	14	2244	U	OP2-P-O3'	5.25	116.76	105.20
1	13	974	A	C4-N9-C1'	5.25	135.76	126.30
1	13	1227	A	C4-C5-N7	5.25	113.33	110.70
26	1H	1328	G	C8-N9-C1'	-5.25	120.17	127.00
26	1H	1557	C	O5'-P-OP2	-5.25	100.97	105.70
1	1G	865	A	N7-C8-N9	5.25	116.43	113.80
1	1G	913	A	N1-C6-N6	-5.25	115.45	118.60
23	2L	76	C	N3-C2-O2	5.25	125.58	121.90
26	14	1026	U	C5-C6-N1	5.25	125.33	122.70
26	14	1304	C	N3-C4-C5	5.25	124.00	121.90
26	14	1559	G	C4-N9-C1'	5.25	133.33	126.50
26	14	1627	G	N3-C2-N2	5.25	123.58	119.90
26	14	2427	C	C5-C4-N4	-5.25	116.52	120.20
1	13	352	C	N3-C2-O2	5.25	125.58	121.90
1	13	1227	A	N3-C4-N9	-5.25	123.20	127.40
26	1H	190	A	C5-C6-N1	5.25	120.33	117.70
26	1H	439	G	OP1-P-OP2	-5.25	111.72	119.60
26	1H	1334	G	C6-C5-N7	-5.25	127.25	130.40
26	1H	1506	C	C2-N1-C1'	5.25	124.58	118.80
26	1H	1518	C	N3-C2-O2	5.25	125.58	121.90
26	14	1229(A)	G	C2-N3-C4	-5.25	109.27	111.90
26	14	2049	G	C4-C5-N7	5.25	112.90	110.80
26	14	2635	C	C5-C4-N4	-5.25	116.53	120.20
27	1J	98	G	N9-C4-C5	-5.25	103.30	105.40
26	1H	741	G	C8-N9-C4	-5.25	104.30	106.40
26	1H	2665	A	C4-C5-C6	5.25	119.62	117.00
26	14	79	G	C4-C5-N7	5.25	112.90	110.80
26	14	1497	U	N3-C2-O2	5.25	125.88	122.20
1	13	523	A	C6-C5-N7	-5.25	128.63	132.30
26	1H	1425	G	C4-C5-N7	5.25	112.90	110.80
26	1H	1504	C	C6-N1-C2	-5.25	118.20	120.30
26	1H	2444	G	N9-C4-C5	5.25	107.50	105.40
26	1H	2698	U	C5-C6-N1	-5.25	120.08	122.70
32	41	44	GLY	N-CA-C	-5.25	99.98	113.10
26	14	1578	U	C5-C4-O4	5.25	129.05	125.90
26	14	2875	C	C6-N1-C2	5.25	122.40	120.30
26	1H	371	A	N1-C6-N6	5.25	121.75	118.60
26	1H	739	G	N1-C2-N3	-5.25	120.75	123.90
26	1H	1603	A	OP1-P-O3'	5.25	116.74	105.20
27	16	79	C	O5'-P-OP2	5.25	117.00	110.70
26	14	117	G	C2-N3-C4	5.25	114.52	111.90
26	14	2594	C	N3-C2-O2	5.25	125.57	121.90

Continued on next page...

Continued from previous page...

Mol	Chain	Res	Type	Atoms	Z	Observed(°)	Ideal(°)
1	13	1518	A	C5-C6-N1	-5.25	115.08	117.70
26	14	788	A	C5-N7-C8	-5.25	101.28	103.90
1	13	962	C	C5-C6-N1	-5.24	118.38	121.00
26	1H	956	G	C6-C5-N7	-5.24	127.25	130.40
54	P8	12	ARG	NE-CZ-NH1	-5.24	117.68	120.30
1	1G	615	C	C6-N1-C2	-5.24	118.20	120.30
26	14	80	G	O5'-P-OP1	-5.24	100.98	105.70
26	14	398	G	C4-C5-N7	-5.24	108.70	110.80
26	14	840	C	N3-C4-C5	5.24	124.00	121.90
26	14	932	G	C2-N3-C4	-5.24	109.28	111.90
26	14	1854	A	N1-C6-N6	-5.24	115.45	118.60
26	14	2425	A	OP2-P-O3'	5.24	116.74	105.20
26	14	2769	C	O5'-P-OP1	5.24	116.99	110.70
26	14	2878	U	N1-C2-O2	5.24	126.47	122.80
53	J5	51	TYR	CA-CB-CG	5.24	123.36	113.40
1	13	753	A	N1-C2-N3	5.24	131.92	129.30
26	1H	845	G	N9-C4-C5	5.24	107.50	105.40
26	1H	1497	U	C5-C6-N1	5.24	125.32	122.70
31	31	197	ASP	N-CA-C	-5.24	96.85	111.00
23	2L	72	C	OP2-P-O3'	5.24	116.73	105.20
26	14	1268	A	O5'-P-OP1	-5.24	100.98	105.70
26	14	1395	A	O4'-C1'-N9	5.24	112.39	108.20
26	14	2376	A	C5-C6-N6	-5.24	119.51	123.70
1	13	1056	U	N3-C4-C5	-5.24	111.46	114.60
1	13	1230	C	C5-C4-N4	-5.24	116.53	120.20
26	1H	929	G	N9-C4-C5	-5.24	103.30	105.40
26	1H	1391	U	N3-C4-O4	5.24	123.07	119.40
26	1H	1695	G	C4-N9-C1'	5.24	133.31	126.50
26	1H	2314	C	N3-C4-N4	-5.24	114.33	118.00
26	1H	2848	G	O4'-C1'-N9	5.24	112.39	108.20
1	1G	536	C	N1-C2-O2	5.24	122.05	118.90
26	14	2011	U	N3-C2-O2	5.24	125.87	122.20
26	14	2456	C	C2-N3-C4	5.24	122.52	119.90
1	13	723	U	C5-C4-O4	-5.24	122.76	125.90
1	13	971	G	C8-N9-C1'	5.24	133.81	127.00
26	1H	104	U	OP2-P-O3'	5.24	116.72	105.20
26	1H	128	C	C5-C6-N1	-5.24	118.38	121.00
26	1H	730	C	N1-C2-O2	5.24	122.04	118.90
26	1H	801	G	C5-C6-O6	5.24	131.74	128.60
1	1G	1469	G	C6-C5-N7	-5.24	127.26	130.40
26	14	97	C	O5'-P-OP2	-5.24	100.99	105.70
26	14	470	A	C5-C6-N6	-5.24	119.51	123.70

Continued on next page...

Continued from previous page...

Mol	Chain	Res	Type	Atoms	Z	Observed(°)	Ideal(°)
26	14	1520	U	C6-N1-C1'	5.24	128.53	121.20
27	1J	30	C	C5-C6-N1	5.24	123.62	121.00
1	13	956	U	N3-C4-O4	5.24	123.07	119.40
26	1H	575	A	N9-C4-C5	-5.24	103.70	105.80
26	1H	1300	U	C6-N1-C1'	5.24	128.53	121.20
1	1G	110	C	C5-C6-N1	-5.24	118.38	121.00
26	14	34	C	N3-C4-N4	5.24	121.67	118.00
26	14	556	G	N3-C4-C5	-5.24	125.98	128.60
26	14	2520	C	N1-C2-O2	-5.24	115.76	118.90
1	13	405	U	C5-C6-N1	5.24	125.32	122.70
23	2K	72	C	OP2-P-O3'	5.24	116.72	105.20
26	1H	1489	U	N3-C4-O4	-5.24	115.73	119.40
1	1G	1342	C	OP2-P-O3'	5.24	116.72	105.20
26	14	380	U	N3-C2-O2	-5.24	118.54	122.20
26	14	503	A	C4-C5-N7	-5.24	108.08	110.70
26	14	2276	G	N3-C2-N2	-5.24	116.23	119.90
1	13	865	A	C6-C5-N7	-5.23	128.64	132.30
1	13	1052	U	N3-C2-O2	-5.23	118.54	122.20
26	1H	1382	G	OP1-P-O3'	-5.23	93.68	105.20
26	1H	2073	C	N3-C2-O2	5.23	125.56	121.90
26	1H	2320	A	O5'-P-OP2	-5.23	100.99	105.70
26	1H	38	A	C5-C6-N1	5.23	120.32	117.70
26	1H	213	A	C4-C5-C6	-5.23	114.38	117.00
26	1H	1216	G	C8-N9-C4	-5.23	104.31	106.40
26	1H	2273	A	OP2-P-O3'	5.23	116.71	105.20
26	1H	2372	G	C5-C6-O6	-5.23	125.46	128.60
26	1H	2484	G	N7-C8-N9	-5.23	110.48	113.10
1	1G	46	G	C5-C6-O6	-5.23	125.46	128.60
26	14	475	U	C4-C5-C6	5.23	122.84	119.70
26	14	1635	G	N3-C4-N9	5.23	129.14	126.00
26	14	1663	C	N3-C4-N4	5.23	121.66	118.00
26	14	1702	G	N9-C4-C5	-5.23	103.31	105.40
26	14	2001	A	OP1-P-OP2	-5.23	111.75	119.60
26	14	2689	U	OP2-P-O3'	5.23	116.71	105.20
27	1J	88	C	C6-N1-C2	5.23	122.39	120.30
46	C5	41	GLY	N-CA-C	-5.23	100.02	113.10
1	13	899	C	C5-C6-N1	-5.23	118.39	121.00
26	1H	55	G	O5'-P-OP2	5.23	116.98	110.70
26	1H	764	A	OP1-P-OP2	-5.23	111.75	119.60
26	1H	769	G	C5-C6-O6	-5.23	125.46	128.60
26	1H	1931	U	OP1-P-OP2	-5.23	111.75	119.60
26	1H	1984	G	N7-C8-N9	-5.23	110.48	113.10

Continued on next page...

Continued from previous page...

Mol	Chain	Res	Type	Atoms	Z	Observed(°)	Ideal(°)
26	1H	2044	C	C2-N1-C1'	5.23	124.55	118.80
27	16	106	G	C8-N9-C4	5.23	108.49	106.40
1	1G	1519	A	C5-C6-N6	5.23	127.89	123.70
26	14	141	A	C2-N3-C4	-5.23	107.98	110.60
26	14	1281	G	O5'-P-OP2	5.23	116.98	110.70
26	14	1787	A	OP1-P-O3'	5.23	116.71	105.20
1	13	578	C	N3-C4-C5	-5.23	119.81	121.90
23	2K	9	G	N9-C4-C5	5.23	107.49	105.40
26	1H	1271	G	C2-N3-C4	-5.23	109.28	111.90
26	14	946	G	C2-N3-C4	-5.23	109.28	111.90
1	13	976	G	N3-C2-N2	-5.23	116.24	119.90
26	1H	687	C	C6-N1-C2	-5.23	118.21	120.30
26	1H	1390	U	OP1-P-OP2	-5.23	111.76	119.60
26	1H	1606	G	C2-N3-C4	5.23	114.51	111.90
26	1H	1857	G	N9-C4-C5	-5.23	103.31	105.40
26	1H	2446	G	N3-C2-N2	5.23	123.56	119.90
26	14	104	U	O5'-P-OP1	5.23	116.97	110.70
26	14	781	A	C5-C6-N1	5.23	120.31	117.70
26	14	1463	C	C6-N1-C2	-5.23	118.21	120.30
26	14	1831	G	N1-C6-O6	5.23	123.04	119.90
26	14	2372	G	C5-C6-N1	5.23	114.11	111.50
26	14	2620	C	C6-N1-C2	5.23	122.39	120.30
27	1J	56	G	N3-C4-N9	5.23	129.14	126.00
26	1H	271	G	C8-N9-C4	5.23	108.49	106.40
26	1H	691	C	N1-C2-O2	-5.23	115.76	118.90
27	16	6	C	C4-C5-C6	5.23	120.01	117.40
26	14	2392	A	N3-C4-N9	-5.23	123.22	127.40
26	14	2789	C	O4'-C1'-N1	5.23	112.38	108.20
26	14	2848	G	C5-N7-C8	5.23	106.91	104.30
1	13	186(A)	C	C6-N1-C2	-5.22	118.21	120.30
1	13	576	G	C8-N9-C1'	-5.22	120.21	127.00
1	13	623	C	N3-C4-N4	5.22	121.66	118.00
1	13	1220	G	C5-C6-O6	5.22	131.74	128.60
26	1H	379	G	OP1-P-OP2	5.22	127.44	119.60
26	1H	2546	U	OP1-P-OP2	5.22	127.44	119.60
26	1H	2757	A	O5'-P-OP2	-5.22	101.00	105.70
26	14	586	A	C4-C5-N7	5.22	113.31	110.70
26	14	1279	G	O5'-P-OP1	5.22	116.97	110.70
26	1H	1654	A	N1-C6-N6	-5.22	115.47	118.60
27	16	24	G	N7-C8-N9	5.22	115.71	113.10
26	14	2050	C	C6-N1-C2	-5.22	118.21	120.30
26	14	2597	G	N3-C4-N9	5.22	129.13	126.00

Continued on next page...

Continued from previous page...

Mol	Chain	Res	Type	Atoms	Z	Observed(°)	Ideal(°)
26	1H	1912	A	O4'-C1'-N9	5.22	112.38	108.20
26	14	1594	G	N7-C8-N9	5.22	115.71	113.10
26	14	1767	C	C5-C6-N1	-5.22	118.39	121.00
26	14	2330	G	C6-N1-C2	-5.22	121.97	125.10
1	13	326	G	C5-C6-O6	5.22	131.73	128.60
1	13	891	U	OP1-P-OP2	5.22	127.43	119.60
1	13	1511	G	N1-C2-N3	5.22	127.03	123.90
26	1H	1209	G	N1-C6-O6	5.22	123.03	119.90
26	1H	1410	G	N3-C4-C5	5.22	131.21	128.60
26	1H	1955	U	C4-C5-C6	5.22	122.83	119.70
27	16	49	C	C5-C4-N4	-5.22	116.55	120.20
26	14	806	C	C5-C4-N4	-5.22	116.55	120.20
26	14	2014	A	C4-C5-C6	5.22	119.61	117.00
26	14	2345	G	C5-C6-O6	-5.22	125.47	128.60
1	13	533	A	C6-N1-C2	5.22	121.73	118.60
26	1H	1563	G	N1-C6-O6	-5.22	116.77	119.90
26	1H	2592	G	C4-C5-C6	5.22	121.93	118.80
1	1G	1128	C	N3-C2-O2	-5.22	118.25	121.90
1	1G	1298	C	P-O3'-C3'	5.22	125.96	119.70
1	1G	1322	C	C2-N1-C1'	5.22	124.54	118.80
1	13	31	G	C5-C6-O6	-5.22	125.47	128.60
1	13	903	G	C6-C5-N7	-5.22	127.27	130.40
1	13	973	G	N1-C6-O6	5.22	123.03	119.90
26	1H	1025	G	C8-N9-C4	-5.22	104.31	106.40
26	14	488	G	C8-N9-C1'	-5.22	120.22	127.00
26	14	1244	G	C8-N9-C4	5.22	108.49	106.40
26	14	1659	U	C5-C6-N1	-5.22	120.09	122.70
26	14	77	C	OP2-P-O3'	5.21	116.67	105.20
26	14	121	G	C8-N9-C1'	-5.21	120.22	127.00
26	14	603	A	N1-C6-N6	5.21	121.73	118.60
26	14	1433	U	C2-N3-C4	-5.21	123.87	127.00
26	14	2585	U	N3-C2-O2	-5.21	118.55	122.20
1	13	899	C	N3-C4-C5	-5.21	119.81	121.90
22	1K	38	A	N1-C6-N6	5.21	121.73	118.60
26	1H	1463	C	C6-N1-C2	-5.21	118.22	120.30
26	1H	1563	G	C4-C5-N7	-5.21	108.72	110.80
26	14	1396	U	OP2-P-O3'	5.21	116.67	105.20
26	1H	1310	G	C2-N3-C4	5.21	114.50	111.90
26	1H	2275	C	O4'-C1'-N1	-5.21	104.03	108.20
26	1H	2584	U	N1-C2-O2	5.21	126.45	122.80
1	1G	1511	G	C5-C6-N1	-5.21	108.89	111.50
26	14	676	A	N7-C8-N9	5.21	116.41	113.80

Continued on next page...

Continued from previous page...

Mol	Chain	Res	Type	Atoms	Z	Observed(°)	Ideal(°)
26	14	1436	G	N9-C1'-C2'	-5.21	106.27	112.00
26	14	2071	A	C6-N1-C2	-5.21	115.47	118.60
27	1J	56	G	N3-C4-C5	-5.21	125.99	128.60
1	13	51	A	C8-N9-C4	5.21	107.88	105.80
26	1H	2321	G	OP2-P-O3'	5.21	116.66	105.20
26	1H	2604	U	OP1-P-OP2	-5.21	111.79	119.60
1	1G	579	G	N7-C8-N9	5.21	115.70	113.10
1	13	290	C	O5'-P-OP1	-5.21	101.01	105.70
1	13	970	C	C6-N1-C2	-5.21	118.22	120.30
26	1H	145	G	C8-N9-C4	5.21	108.48	106.40
26	1H	262	A	OP2-P-O3'	5.21	116.66	105.20
26	1H	308	G	N3-C4-C5	-5.21	126.00	128.60
26	1H	647	G	OP1-P-OP2	-5.21	111.79	119.60
26	1H	1184	G	N1-C6-O6	5.21	123.03	119.90
1	1G	948	C	O5'-P-OP2	-5.21	101.01	105.70
26	14	946	G	N9-C4-C5	-5.21	103.32	105.40
26	14	1636	C	N3-C4-N4	5.21	121.65	118.00
26	14	1915	U	C6-N1-C2	-5.21	117.88	121.00
26	14	2877	G	C5-C6-O6	5.21	131.72	128.60
1	13	1317	C	N3-C4-C5	-5.21	119.82	121.90
22	1K	74	C	C5-C4-N4	-5.21	116.56	120.20
26	1H	187	G	N3-C2-N2	5.21	123.55	119.90
26	1H	686	G	N1-C2-N3	5.21	127.02	123.90
26	1H	752	A	C2-N3-C4	-5.21	108.00	110.60
26	1H	1790	C	N1-C2-O2	5.21	122.02	118.90
26	1H	2881	C	C6-N1-C2	-5.21	118.22	120.30
1	1G	1228	C	N3-C2-O2	-5.21	118.25	121.90
26	14	940	G	O5'-P-OP1	5.21	116.95	110.70
26	14	966	G	N1-C6-O6	-5.21	116.78	119.90
26	14	1280	G	N9-C1'-C2'	-5.21	106.27	112.00
26	14	2870	C	O5'-P-OP1	-5.21	101.01	105.70
1	13	827	U	C6-N1-C1'	-5.21	113.91	121.20
1	13	975	A	N9-C4-C5	-5.21	103.72	105.80
23	2K	27	G	C4-C5-N7	5.21	112.88	110.80
1	1G	645	C	C6-N1-C2	-5.21	118.22	120.30
1	1G	1301	U	C6-N1-C1'	-5.21	113.91	121.20
26	14	1296	G	N7-C8-N9	-5.21	110.50	113.10
22	1K	48	C	P-O3'-C3'	5.20	125.94	119.70
26	1H	117	G	OP1-P-OP2	-5.20	111.79	119.60
26	1H	1271	G	N3-C2-N2	5.20	123.54	119.90
26	1H	2307	G	C6-C5-N7	-5.20	127.28	130.40
26	1H	2433	A	O5'-P-OP2	5.20	116.94	110.70

Continued on next page...

Continued from previous page...

Mol	Chain	Res	Type	Atoms	Z	Observed(°)	Ideal(°)
37	78	18	ARG	CG-CD-NE	5.20	122.73	111.80
24	3L	76	A	C5-C6-N1	-5.20	115.10	117.70
26	14	813	U	N3-C4-C5	-5.20	111.48	114.60
26	14	2244	U	N1-C2-O2	-5.20	119.16	122.80
26	14	2576	G	N9-C4-C5	-5.20	103.32	105.40
26	1H	1441	G	OP1-P-O3'	5.20	116.64	105.20
26	1H	2399	G	N7-C8-N9	-5.20	110.50	113.10
1	1G	1484	C	C5-C4-N4	-5.20	116.56	120.20
26	14	1407	C	OP1-P-O3'	5.20	116.64	105.20
26	14	1626	G	N3-C2-N2	-5.20	116.26	119.90
1	13	888	G	N7-C8-N9	-5.20	110.50	113.10
1	13	889	A	C8-N9-C4	-5.20	103.72	105.80
26	1H	16	G	N3-C2-N2	-5.20	116.26	119.90
26	1H	448	U	C4-C5-C6	5.20	122.82	119.70
26	1H	630	G	N3-C4-C5	5.20	131.20	128.60
26	1H	1245	G	C8-N9-C4	5.20	108.48	106.40
26	1H	1953	A	N1-C6-N6	5.20	121.72	118.60
26	1H	2401	U	N3-C4-O4	5.20	123.04	119.40
26	14	495	G	N1-C2-N2	5.20	120.88	116.20
26	14	528	A	O4'-C1'-N9	-5.20	104.04	108.20
26	14	961	C	OP1-P-O3'	5.20	116.64	105.20
26	14	1239	G	N3-C4-C5	5.20	131.20	128.60
26	14	1313	U	N3-C4-O4	5.20	123.04	119.40
26	14	1458	C	C6-N1-C1'	-5.20	114.56	120.80
26	14	2277	G	N1-C6-O6	-5.20	116.78	119.90
26	14	2507	C	N3-C2-O2	-5.20	118.26	121.90
1	13	566	G	C2-N3-C4	5.20	114.50	111.90
1	13	766	A	O5'-P-OP1	-5.20	101.02	105.70
26	1H	207	A	N1-C2-N3	5.20	131.90	129.30
26	1H	1323	U	N1-C2-N3	5.20	118.02	114.90
26	1H	1833	U	N3-C4-O4	-5.20	115.76	119.40
26	1H	2070	G	C5-N7-C8	5.20	106.90	104.30
26	1H	2468	G	C8-N9-C4	5.20	108.48	106.40
1	1G	428	G	C4-N9-C1'	-5.20	119.74	126.50
26	14	679	C	N1-C2-O2	-5.20	115.78	118.90
26	14	861	A	OP1-P-O3'	5.20	116.64	105.20
26	14	2072	G	N7-C8-N9	-5.20	110.50	113.10
26	14	2263	C	OP1-P-O3'	5.20	116.64	105.20
26	14	2495	G	C6-N1-C2	5.20	128.22	125.10
27	1J	89(A)	A	OP1-P-OP2	-5.20	111.80	119.60
1	13	294	U	OP2-P-O3'	5.20	116.63	105.20
1	13	1205	U	N1-C2-N3	5.20	118.02	114.90

Continued on next page...

Continued from previous page...

Mol	Chain	Res	Type	Atoms	Z	Observed(°)	Ideal(°)
26	1H	308	G	C8-N9-C1'	-5.20	120.24	127.00
26	1H	689	A	N1-C6-N6	-5.20	115.48	118.60
26	1H	706	A	N1-C6-N6	5.20	121.72	118.60
26	1H	1159	U	O5'-P-OP1	5.20	116.94	110.70
26	1H	1559	G	C5-C6-O6	-5.20	125.48	128.60
26	14	668	G	C2-N3-C4	-5.20	109.30	111.90
26	14	1562	A	N1-C6-N6	5.20	121.72	118.60
26	14	1642	G	C5-C6-N1	5.20	114.10	111.50
1	13	250	A	N7-C8-N9	5.20	116.40	113.80
1	13	1245	A	O5'-P-OP2	-5.20	101.03	105.70
26	1H	46	C	N3-C4-N4	5.20	121.64	118.00
26	1H	804	A	O5'-P-OP1	5.20	116.94	110.70
26	1H	829	A	C2-N3-C4	-5.20	108.00	110.60
26	1H	1060	U	P-O3'-C3'	5.20	125.93	119.70
26	1H	1256	G	C5-C6-N1	5.20	114.10	111.50
26	1H	1625	C	N3-C2-O2	-5.20	118.26	121.90
26	14	101	G	C6-C5-N7	-5.20	127.28	130.40
26	14	338	G	N9-C4-C5	-5.20	103.32	105.40
26	14	847	U	N1-C2-O2	-5.20	119.16	122.80
26	14	1315	C	N1-C2-O2	5.20	122.02	118.90
26	1H	777	A	C4-C5-N7	-5.19	108.10	110.70
26	1H	973	A	C5-N7-C8	-5.19	101.30	103.90
26	1H	1571	A	C8-N9-C4	5.19	107.88	105.80
26	1H	2275	C	C5-C6-N1	5.19	123.60	121.00
26	14	393	C	C5-C4-N4	5.19	123.84	120.20
26	1H	610	C	C5-C4-N4	5.19	123.83	120.20
26	1H	664	C	N3-C4-N4	-5.19	114.36	118.00
26	1H	708	C	OP2-P-O3'	5.19	116.62	105.20
26	1H	845	G	C8-N9-C4	-5.19	104.32	106.40
26	1H	2068	U	OP1-P-O3'	5.19	116.62	105.20
26	1H	2785	C	O5'-P-OP1	-5.19	101.03	105.70
44	E8	19	LEU	CB-CG-CD2	-5.19	102.17	111.00
1	1G	135	C	C6-N1-C2	5.19	122.38	120.30
26	14	2593	U	O5'-P-OP1	5.19	116.93	110.70
29	19	43	ARG	NE-CZ-NH1	5.19	122.90	120.30
26	1H	214	G	O5'-P-OP1	5.19	116.93	110.70
26	1H	561	G	OP1-P-OP2	5.19	127.39	119.60
26	1H	668	G	N1-C6-O6	-5.19	116.79	119.90
26	1H	1349	A	N1-C2-N3	5.19	131.90	129.30
12	3A	92	ASP	CB-CG-OD2	-5.19	113.63	118.30
25	4L	18	G	OP1-P-OP2	-5.19	111.81	119.60
26	14	400	G	N3-C4-C5	-5.19	126.00	128.60

Continued on next page...

Continued from previous page...

Mol	Chain	Res	Type	Atoms	Z	Observed(°)	Ideal(°)
26	14	815	C	O5'-P-OP1	5.19	116.93	110.70
26	14	1614	A	N1-C6-N6	5.19	121.72	118.60
26	14	1813	G	C8-N9-C4	5.19	108.48	106.40
26	14	2124	G	N3-C4-N9	5.19	129.11	126.00
26	14	2386	C	C2-N3-C4	-5.19	117.31	119.90
1	13	275	G	C5-C6-O6	-5.19	125.49	128.60
1	13	1374	A	C6-C5-N7	-5.19	128.67	132.30
1	1G	250	A	C4-C5-N7	-5.19	108.11	110.70
26	14	121	G	N3-C4-N9	5.19	129.11	126.00
1	13	647	C	C6-N1-C2	-5.19	118.22	120.30
1	13	1172	C	C6-N1-C2	-5.19	118.22	120.30
23	2K	48	U	P-O3'-C3'	5.19	125.93	119.70
26	1H	514	A	OP1-P-O3'	5.19	116.61	105.20
26	1H	803	U	N3-C2-O2	-5.19	118.57	122.20
26	1H	1905	C	N3-C4-N4	5.19	121.63	118.00
26	1H	1930	G	C5-C6-O6	5.19	131.71	128.60
26	1H	2446	G	N3-C4-N9	5.19	129.11	126.00
1	1G	565	U	N1-C2-O2	5.19	126.43	122.80
23	2L	32	G	C8-N9-C4	-5.19	104.33	106.40
26	14	37	C	O5'-P-OP2	-5.19	101.03	105.70
26	14	1426	G	C6-N1-C2	-5.19	121.99	125.10
26	1H	2294	C	OP2-P-O3'	5.19	116.61	105.20
26	1H	2540	C	C6-N1-C2	5.19	122.37	120.30
26	14	906	G	N9-C4-C5	5.19	107.47	105.40
26	14	1276	A	C8-N9-C4	5.19	107.87	105.80
26	14	1780	A	C8-N9-C4	-5.19	103.73	105.80
1	13	748	C	P-O3'-C3'	5.18	125.92	119.70
17	8I	80	GLY	N-CA-C	5.18	126.06	113.10
26	1H	680	G	C8-N9-C1'	-5.18	120.26	127.00
26	1H	1381	G	O5'-P-OP2	5.18	116.92	110.70
26	1H	1607	C	OP1-P-OP2	5.18	127.38	119.60
1	1G	209	U	N3-C2-O2	-5.18	118.57	122.20
26	14	817	C	N3-C4-C5	-5.18	119.83	121.90
26	14	913	U	N1-C2-N3	-5.18	111.79	114.90
26	14	1933	G	N1-C6-O6	5.18	123.01	119.90
26	14	2247	A	OP1-P-O3'	5.18	116.61	105.20
26	14	2453	A	C5-C6-N6	-5.18	119.55	123.70
26	14	2571	C	OP1-P-OP2	5.18	127.38	119.60
22	1K	71	C	C6-N1-C2	-5.18	118.23	120.30
26	1H	207	A	C4-C5-N7	5.18	113.29	110.70
26	1H	407	G	N1-C2-N3	5.18	127.01	123.90
26	1H	632	A	C5-N7-C8	-5.18	101.31	103.90

Continued on next page...

Continued from previous page...

Mol	Chain	Res	Type	Atoms	Z	Observed(°)	Ideal(°)
26	1H	1295	C	OP2-P-O3'	5.18	116.60	105.20
26	1H	2086	U	C6-N1-C2	5.18	124.11	121.00
26	1H	2375	G	N9-C4-C5	-5.18	103.33	105.40
26	1H	2508	G	N3-C2-N2	-5.18	116.27	119.90
26	1H	2595	G	C8-N9-C4	5.18	108.47	106.40
1	1G	87	A	P-O3'-C3'	5.18	125.92	119.70
26	14	848	G	O5'-P-OP2	-5.18	101.04	105.70
26	14	849	A	OP2-P-O3'	-5.18	93.80	105.20
26	14	2045	C	C5-C6-N1	-5.18	118.41	121.00
26	1H	47	C	C5-C4-N4	-5.18	116.57	120.20
26	1H	52	A	OP2-P-O3'	5.18	116.60	105.20
26	1H	668	G	OP1-P-OP2	5.18	127.37	119.60
26	1H	1630	G	N3-C2-N2	-5.18	116.27	119.90
28	71	64	LEU	CA-CB-CG	5.18	127.22	115.30
26	14	577	G	OP1-P-OP2	-5.18	111.83	119.60
27	1J	100	G	C5-C6-O6	5.18	131.71	128.60
1	13	583	A	C6-N1-C2	5.18	121.71	118.60
1	13	1049	U	C2-N1-C1'	-5.18	111.48	117.70
26	1H	665	C	C6-N1-C2	5.18	122.37	120.30
26	1H	2597	G	P-O3'-C3'	5.18	125.92	119.70
26	1H	2628	C	C6-N1-C2	5.18	122.37	120.30
26	14	363(E)	U	C2-N1-C1'	5.18	123.92	117.70
26	14	1296	G	OP2-P-O3'	5.18	116.59	105.20
26	14	1734	C	C6-N1-C2	-5.18	118.23	120.30
26	1H	1413	G	O5'-P-OP1	-5.18	101.04	105.70
26	1H	1814	G	O5'-P-OP2	-5.18	101.04	105.70
26	1H	2062	A	C5-N7-C8	5.18	106.49	103.90
26	1H	2442	C	N3-C4-N4	5.18	121.62	118.00
26	14	2244	U	C4-C5-C6	5.18	122.81	119.70
26	14	2518	A	C5'-C4'-O4'	5.18	115.31	109.10
26	1H	104	U	N1-C2-O2	-5.18	119.18	122.80
26	1H	130	C	OP1-P-OP2	-5.18	111.84	119.60
26	1H	609	A	N1-C6-N6	5.18	121.71	118.60
26	1H	774	A	C8-N9-C4	-5.18	103.73	105.80
26	1H	1193	G	O5'-P-OP1	5.18	116.91	110.70
26	1H	1618	A	OP1-P-O3'	5.18	116.59	105.20
26	1H	2375	G	C5-C6-N1	5.18	114.09	111.50
26	1H	2509	G	N7-C8-N9	-5.18	110.51	113.10
26	1H	2729	G	N1-C6-O6	5.18	123.01	119.90
26	1H	2743	C	C5-C6-N1	-5.18	118.41	121.00
1	1G	1200	C	C6-N1-C1'	-5.18	114.59	120.80
25	4L	24	A	N7-C8-N9	5.18	116.39	113.80

Continued on next page...

Continued from previous page...

Mol	Chain	Res	Type	Atoms	Z	Observed(°)	Ideal(°)
26	14	199	A	OP1-P-OP2	5.18	127.36	119.60
26	14	1458	C	C2-N1-C1'	5.18	124.49	118.80
26	14	1769	G	N3-C4-N9	5.18	129.10	126.00
26	14	1799	G	OP2-P-O3'	5.18	116.59	105.20
26	14	1969	A	C5-C6-N6	-5.18	119.56	123.70
26	14	2082	A	N1-C2-N3	5.18	131.89	129.30
26	14	2463	C	C5-C6-N1	-5.18	118.41	121.00
1	13	238	G	N7-C8-N9	-5.17	110.51	113.10
26	1H	1376	C	C4-C5-C6	5.17	119.99	117.40
26	1H	2379	G	N3-C4-N9	5.17	129.10	126.00
26	1H	2484	G	C5-C6-N1	5.17	114.09	111.50
26	14	571	A	N1-C2-N3	-5.17	126.71	129.30
26	14	701	G	N9-C4-C5	5.17	107.47	105.40
26	14	1783	A	C6-N1-C2	5.17	121.70	118.60
26	14	1965	C	N3-C4-N4	-5.17	114.38	118.00
26	14	2074	U	C5-C4-O4	-5.17	122.80	125.90
1	13	1128	C	C2'-C3'-O3'	5.17	121.98	113.70
1	13	1387	G	C5-C6-O6	-5.17	125.50	128.60
26	1H	103	A	OP1-P-OP2	-5.17	111.84	119.60
26	1H	455	C	N3-C4-N4	-5.17	114.38	118.00
26	1H	1773	A	N9-C1'-C2'	-5.17	106.31	112.00
26	14	955	C	C5-C4-N4	5.17	123.82	120.20
1	13	1513	A	N9-C4-C5	-5.17	103.73	105.80
26	1H	935	C	O5'-P-OP1	-5.17	101.05	105.70
26	1H	945	A	N9-C1'-C2'	5.17	120.72	114.00
26	1H	1203	G	C8-N9-C4	-5.17	104.33	106.40
26	1H	1553	A	N1-C2-N3	-5.17	126.71	129.30
26	1H	1832	C	O5'-P-OP2	-5.17	101.05	105.70
26	1H	2254	C	N1-C2-O2	-5.17	115.80	118.90
26	1H	2468	G	N3-C4-C5	5.17	131.19	128.60
26	1H	2532	G	C5-C6-O6	-5.17	125.50	128.60
26	14	251	A	N7-C8-N9	-5.17	111.22	113.80
26	14	652	C	O5'-P-OP2	5.17	116.91	110.70
26	14	858	U	C6-N1-C2	-5.17	117.90	121.00
26	14	2710	C	C5-C4-N4	-5.17	116.58	120.20
26	14	2725	A	C2-N3-C4	-5.17	108.02	110.60
26	14	2876	G	C2-N3-C4	-5.17	109.31	111.90
27	1J	55	U	N3-C4-C5	-5.17	111.50	114.60
1	13	423	G	C5-C6-N1	5.17	114.08	111.50
26	1H	1285	G	C5-C6-O6	-5.17	125.50	128.60
26	14	1771	C	C2-N3-C4	-5.17	117.31	119.90
26	14	2569	G	C6-N1-C2	-5.17	122.00	125.10

Continued on next page...

Continued from previous page...

Mol	Chain	Res	Type	Atoms	Z	Observed(°)	Ideal(°)
23	2K	20	G	C2-N3-C4	5.17	114.48	111.90
26	1H	260	G	N7-C8-N9	-5.17	110.52	113.10
26	1H	1577	C	O5'-P-OP1	-5.17	101.05	105.70
26	1H	1809	A	C6-N1-C2	-5.17	115.50	118.60
26	1H	2389	G	O5'-P-OP2	5.17	116.90	110.70
27	16	19	G	N3-C4-N9	-5.17	122.90	126.00
27	16	111	U	C5-C4-O4	5.17	129.00	125.90
26	14	1429	G	C8-N9-C1'	-5.17	120.28	127.00
26	14	1869	G	N9-C4-C5	5.17	107.47	105.40
26	14	2380	C	C5-C6-N1	-5.17	118.42	121.00
26	14	2504	U	OP1-P-O3'	5.17	116.57	105.20
1	13	121	C	N1-C2-O2	5.17	122.00	118.90
1	13	1511	G	C8-N9-C1'	-5.17	120.28	127.00
22	1K	69	A	P-O3'-C3'	5.17	125.90	119.70
26	1H	1358	G	C6-C5-N7	-5.17	127.30	130.40
26	1H	2287	A	N9-C4-C5	-5.17	103.73	105.80
26	1H	2755	C	O5'-P-OP2	-5.17	101.05	105.70
26	1H	2758	A	C4-C5-C6	-5.17	114.42	117.00
26	14	781	A	C4-C5-N7	5.17	113.28	110.70
31	39	125	LEU	CA-CB-CG	5.17	127.18	115.30
26	1H	1355	G	C2-N3-C4	5.17	114.48	111.90
26	14	828	U	N1-C2-O2	5.17	126.42	122.80
26	14	860	U	C5-C4-O4	5.17	129.00	125.90
26	14	1444(A)	A	O4'-C1'-N9	5.17	112.33	108.20
26	14	2447	G	O4'-C1'-N9	5.17	112.33	108.20
26	1H	752	A	N1-C6-N6	5.16	121.70	118.60
26	1H	1272	A	N7-C8-N9	5.16	116.38	113.80
26	1H	1597	A	OP2-P-O3'	5.16	116.56	105.20
26	1H	2449	U	N3-C2-O2	-5.16	118.58	122.20
29	11	63	ARG	NE-CZ-NH2	-5.16	117.72	120.30
26	14	789	A	N1-C6-N6	-5.16	115.50	118.60
26	14	1138	G	C8-N9-C4	-5.16	104.33	106.40
26	14	2072	G	C8-N9-C4	5.16	108.47	106.40
26	14	2395	C	OP1-P-OP2	-5.16	111.85	119.60
1	13	1373	G	N9-C1'-C2'	-5.16	106.32	112.00
26	1H	180	G	C6-C5-N7	-5.16	127.30	130.40
26	14	812	C	OP1-P-O3'	5.16	116.56	105.20
26	14	1379	A	C5-C6-N6	-5.16	119.57	123.70
26	14	1646	C	C2-N3-C4	-5.16	117.32	119.90
1	13	247	G	O5'-P-OP2	-5.16	101.06	105.70
26	1H	1335	U	C6-N1-C2	-5.16	117.90	121.00
26	1H	1600	C	OP1-P-O3'	5.16	116.56	105.20

Continued on next page...

Continued from previous page...

Mol	Chain	Res	Type	Atoms	Z	Observed(°)	Ideal(°)
26	1H	1683	C	C4-C5-C6	5.16	119.98	117.40
26	1H	2376	A	OP1-P-OP2	-5.16	111.86	119.60
26	1H	2433	A	OP2-P-O3'	5.16	116.55	105.20
26	1H	2473	U	N3-C2-O2	-5.16	118.59	122.20
26	1H	2779	U	O4'-C1'-N1	5.16	112.33	108.20
1	1G	966	G	C5-C6-O6	-5.16	125.50	128.60
26	14	2071	A	C5-C6-N1	5.16	120.28	117.70
26	14	2428	G	N9-C4-C5	5.16	107.47	105.40
26	14	2624	G	N7-C8-N9	-5.16	110.52	113.10
1	13	532	A	C5-N7-C8	-5.16	101.32	103.90
26	1H	815	C	C2-N3-C4	-5.16	117.32	119.90
26	1H	1137	G	N1-C6-O6	5.16	123.00	119.90
26	1H	2431	U	OP1-P-O3'	5.16	116.55	105.20
26	14	116	C	C6-N1-C2	-5.16	118.24	120.30
26	14	834	C	O5'-P-OP2	-5.16	101.06	105.70
26	14	1253	A	C5-C6-N1	5.16	120.28	117.70
26	14	1561	G	N7-C8-N9	5.16	115.68	113.10
26	14	1830	C	N3-C2-O2	5.16	125.51	121.90
26	14	1939	U	C5-C4-O4	5.16	129.00	125.90
29	19	235	GLY	N-CA-C	5.16	126.00	113.10
1	13	1502	A	C4-N9-C1'	5.16	135.58	126.30
26	1H	1923	U	OP1-P-OP2	-5.16	111.86	119.60
26	14	1905	C	P-O3'-C3'	5.16	125.89	119.70
1	13	544	G	C8-N9-C4	-5.16	104.34	106.40
1	13	795	C	C5-C6-N1	-5.16	118.42	121.00
1	13	1464	G	N1-C6-O6	5.16	122.99	119.90
23	2K	45	A	N9-C4-C5	-5.16	103.74	105.80
26	1H	119	A	C4-C5-N7	-5.16	108.12	110.70
26	1H	386	G	O5'-P-OP2	-5.16	101.06	105.70
26	1H	595	C	C2-N3-C4	-5.16	117.32	119.90
26	1H	962	G	OP1-P-OP2	-5.16	111.87	119.60
26	1H	1454	U	O4'-C1'-N1	5.16	112.33	108.20
26	1H	2686	G	C5-C6-O6	-5.16	125.51	128.60
44	E8	11	ARG	NE-CZ-NH1	5.16	122.88	120.30
1	1G	17	U	N1-C2-O2	5.16	126.41	122.80
1	1G	770	C	O5'-P-OP1	5.16	116.89	110.70
1	1G	1113	C	C6-N1-C2	-5.16	118.24	120.30
26	14	787	U	O5'-P-OP1	-5.16	101.06	105.70
26	14	843	G	O5'-P-OP2	-5.16	101.06	105.70
26	14	1384	A	N3-C4-N9	-5.16	123.28	127.40
26	14	1859	A	C8-N9-C4	-5.16	103.74	105.80
26	14	2286	A	OP1-P-O3'	5.16	116.54	105.20

Continued on next page...

Continued from previous page...

Mol	Chain	Res	Type	Atoms	Z	Observed(°)	Ideal(°)
27	1J	81	G	N7-C8-N9	5.16	115.68	113.10
27	1J	118	G	N1-C6-O6	5.16	122.99	119.90
1	13	1079	G	C5-C6-N1	-5.15	108.92	111.50
1	13	1096	C	C6-N1-C2	-5.15	118.24	120.30
26	1H	74	A	C6-N1-C2	5.15	121.69	118.60
26	1H	1236	G	N1-C6-O6	5.15	122.99	119.90
26	1H	1885	A	N7-C8-N9	-5.15	111.22	113.80
26	1H	2051	A	C8-N9-C4	-5.15	103.74	105.80
26	1H	2439	A	C6-C5-N7	-5.15	128.69	132.30
37	78	20	GLY	N-CA-C	-5.15	100.22	113.10
26	14	515	A	N7-C8-N9	5.15	116.38	113.80
26	14	1562	A	C2-N3-C4	-5.15	108.02	110.60
1	13	610	G	O5'-P-OP2	-5.15	101.06	105.70
1	13	990	C	O5'-P-OP2	5.15	116.88	110.70
24	3K	70	C	N3-C2-O2	-5.15	118.29	121.90
26	1H	127	A	C5-N7-C8	-5.15	101.32	103.90
26	1H	193	U	C2-N3-C4	-5.15	123.91	127.00
26	1H	407	G	N1-C2-N2	-5.15	111.56	116.20
26	1H	760	G	C5-C6-O6	-5.15	125.51	128.60
27	16	31	C	C5-C4-N4	5.15	123.81	120.20
37	78	26	GLY	N-CA-C	-5.15	100.22	113.10
1	1G	1417	G	O4'-C1'-N9	-5.15	104.08	108.20
26	14	1232	G	N3-C4-C5	5.15	131.18	128.60
26	14	1335	U	N3-C4-C5	-5.15	111.51	114.60
26	14	1943	U	C6-N1-C2	-5.15	117.91	121.00
26	1H	87	C	OP1-P-O3'	5.15	116.53	105.20
26	1H	1622	G	OP2-P-O3'	5.15	116.53	105.20
1	1G	1252	A	O5'-P-OP2	-5.15	101.06	105.70
26	14	1436	G	OP2-P-O3'	5.15	116.53	105.20
26	14	1687	G	OP2-P-O3'	5.15	116.53	105.20
26	14	1968	G	C4-C5-N7	5.15	112.86	110.80
49	F5	82	LEU	C-N-CA	5.15	134.57	121.70
26	1H	1964	G	N1-C6-O6	-5.15	116.81	119.90
26	1H	2299	G	C5-C6-O6	-5.15	125.51	128.60
26	14	72	U	C5-C6-N1	-5.15	120.13	122.70
1	13	742	G	OP1-P-OP2	5.15	127.32	119.60
1	13	1513	A	N7-C8-N9	-5.15	111.23	113.80
26	1H	138	G	O4'-C1'-N9	5.15	112.32	108.20
26	1H	481	G	O5'-P-OP2	-5.15	101.07	105.70
26	1H	1276	A	N7-C8-N9	5.15	116.37	113.80
26	1H	1830	C	N3-C4-N4	5.15	121.60	118.00
26	1H	2243	U	O5'-P-OP2	-5.15	101.07	105.70

Continued on next page...

Continued from previous page...

Mol	Chain	Res	Type	Atoms	Z	Observed(°)	Ideal(°)
1	1G	1115	C	C6-N1-C2	-5.15	118.24	120.30
1	1G	1516	G	OP1-P-OP2	5.15	127.32	119.60
26	14	2461	C	C5-C4-N4	5.15	123.80	120.20
26	1H	56	A	C2-N3-C4	-5.15	108.03	110.60
1	1G	1096	C	C6-N1-C2	-5.15	118.24	120.30
1	13	1061	G	N1-C6-O6	5.14	122.99	119.90
1	13	1310	G	N3-C4-N9	5.14	129.09	126.00
22	1K	74	C	C2-N1-C1'	5.14	124.46	118.80
26	1H	65	C	N1-C2-O2	5.14	121.99	118.90
26	1H	330	A	N3-C4-C5	5.14	130.40	126.80
26	1H	1293	C	OP1-P-O3'	5.14	116.52	105.20
26	1H	1615	C	N1-C2-O2	5.14	121.99	118.90
26	1H	1758	G	P-O3'-C3'	5.14	125.87	119.70
26	1H	2255	G	C5-C6-O6	5.14	131.69	128.60
26	1H	2518	A	N3-C4-C5	5.14	130.40	126.80
26	1H	2580	U	N3-C2-O2	-5.14	118.60	122.20
1	1G	297	G	C8-N9-C4	5.14	108.46	106.40
23	2L	60	A	OP2-P-O3'	5.14	116.52	105.20
26	14	122	G	O5'-P-OP2	-5.14	101.07	105.70
26	14	566	U	C5-C6-N1	-5.14	120.13	122.70
26	14	664	C	N3-C4-N4	-5.14	114.40	118.00
26	14	821	A	O5'-P-OP2	-5.14	101.07	105.70
26	14	1570	A	C4-C5-N7	5.14	113.27	110.70
1	13	587	G	N1-C6-O6	5.14	122.98	119.90
26	1H	140	A	P-O3'-C3'	5.14	125.87	119.70
26	1H	1546	C	O5'-P-OP2	-5.14	101.07	105.70
26	1H	2484	G	C6-N1-C2	-5.14	122.01	125.10
26	1H	2518	A	C5-C6-N6	-5.14	119.59	123.70
1	1G	882	C	O5'-P-OP1	-5.14	101.07	105.70
26	14	1276	A	C5-N7-C8	-5.14	101.33	103.90
26	14	2538	C	N1-C2-O2	-5.14	115.81	118.90
1	13	633	G	N1-C6-O6	5.14	122.98	119.90
26	1H	68	G	C8-N9-C4	-5.14	104.34	106.40
1	13	1084	G	N3-C4-C5	-5.14	126.03	128.60
26	1H	453	C	C6-N1-C1'	5.14	126.97	120.80
26	1H	785	G	O5'-P-OP1	-5.14	101.07	105.70
26	1H	1183	G	N1-C6-O6	5.14	122.98	119.90
26	1H	1646	C	N1-C2-O2	-5.14	115.82	118.90
1	1G	180	U	C5-C6-N1	5.14	125.27	122.70
26	14	121	G	N9-C4-C5	-5.14	103.34	105.40
26	14	498	G	N3-C2-N2	-5.14	116.30	119.90
26	14	710	G	N1-C6-O6	5.14	122.98	119.90

Continued on next page...

Continued from previous page...

Mol	Chain	Res	Type	Atoms	Z	Observed(°)	Ideal(°)
26	14	810	U	N3-C2-O2	5.14	125.80	122.20
26	14	1313	U	N1-C2-O2	-5.14	119.20	122.80
27	1J	102	G	C5-C6-N1	-5.14	108.93	111.50
1	13	289	G	O5'-P-OP2	-5.14	101.08	105.70
26	1H	771	G	C5-N7-C8	-5.14	101.73	104.30
26	1H	1698	A	N9-C1'-C2'	5.14	120.68	114.00
1	13	404	U	OP1-P-OP2	-5.14	111.90	119.60
26	1H	69	C	O5'-P-OP2	-5.14	101.08	105.70
26	1H	249	C	OP1-P-OP2	5.14	127.30	119.60
26	1H	600	G	N1-C6-O6	5.14	122.98	119.90
26	1H	721	C	N1-C2-O2	-5.14	115.82	118.90
26	1H	805	G	C8-N9-C4	5.14	108.45	106.40
26	1H	858	U	O5'-P-OP1	5.14	116.86	110.70
26	1H	1365	A	C5-C6-N6	5.14	127.81	123.70
26	1H	1666	G	OP1-P-O3'	5.14	116.50	105.20
26	1H	1695	G	C8-N9-C1'	-5.14	120.32	127.00
26	1H	1823	G	N1-C2-N3	5.14	126.98	123.90
26	1H	1955	U	N3-C2-O2	-5.14	118.60	122.20
1	1G	18	C	O5'-P-OP1	-5.14	101.08	105.70
1	1G	730	G	O5'-P-OP1	-5.14	101.08	105.70
26	14	828	U	OP2-P-O3'	5.14	116.50	105.20
26	14	1339	G	N7-C8-N9	5.14	115.67	113.10
26	14	2168	G	N3-C4-C5	-5.14	126.03	128.60
26	14	2445	G	N3-C2-N2	5.14	123.50	119.90
27	1J	104	A	OP2-P-O3'	5.14	116.50	105.20
26	1H	510	C	OP1-P-O3'	5.13	116.50	105.20
26	1H	579	G	C2-N3-C4	5.13	114.47	111.90
26	1H	692	C	N1-C2-O2	-5.13	115.82	118.90
26	1H	792	G	N1-C6-O6	5.13	122.98	119.90
26	1H	1349	A	N7-C8-N9	5.13	116.37	113.80
26	1H	1379	A	C2-N3-C4	-5.13	108.03	110.60
26	1H	1522	G	N1-C6-O6	-5.13	116.82	119.90
26	1H	2070	G	N3-C2-N2	5.13	123.49	119.90
26	1H	2420	C	O5'-P-OP1	-5.13	101.08	105.70
26	1H	2454	G	N1-C2-N2	-5.13	111.58	116.20
26	1H	2511	U	C5-C4-O4	5.13	128.98	125.90
1	1G	698	G	C5-C6-O6	-5.13	125.52	128.60
26	14	933	A	C5-C6-N1	-5.13	115.13	117.70
26	14	2058	A	OP2-P-O3'	5.13	116.50	105.20
26	14	2073	C	OP1-P-OP2	-5.13	111.90	119.60
26	14	2331	G	C6-C5-N7	-5.13	127.32	130.40
26	14	193	U	C5-C4-O4	-5.13	122.82	125.90

Continued on next page...

Continued from previous page...

Mol	Chain	Res	Type	Atoms	Z	Observed(°)	Ideal(°)
26	14	2380	C	N3-C2-O2	5.13	125.49	121.90
1	13	108	G	C4-N9-C1'	5.13	133.17	126.50
1	13	484	G	P-O3'-C3'	5.13	125.86	119.70
26	1H	1649	G	N9-C4-C5	5.13	107.45	105.40
26	1H	2645	G	O5'-P-OP1	-5.13	101.08	105.70
26	14	597	U	OP1-P-OP2	5.13	127.30	119.60
26	14	743	G	N7-C8-N9	-5.13	110.53	113.10
27	1J	98	G	OP1-P-OP2	5.13	127.30	119.60
26	1H	636	G	OP1-P-OP2	-5.13	111.91	119.60
26	1H	2079	U	N1-C2-O2	-5.13	119.21	122.80
26	14	1602	U	N3-C4-C5	-5.13	111.52	114.60
1	13	1307	U	C5-C6-N1	5.13	125.26	122.70
26	1H	137(A)	G	OP1-P-OP2	5.13	127.29	119.60
26	1H	513	A	C8-N9-C1'	-5.13	118.47	127.70
26	1H	909	A	O5'-P-OP2	-5.13	101.08	105.70
20	BA	12	ALA	N-CA-C	-5.13	97.15	111.00
26	14	1785	A	N1-C6-N6	5.13	121.68	118.60
26	14	1954	G	C5-C6-O6	-5.13	125.52	128.60
26	14	2589	A	C6-N1-C2	-5.13	115.52	118.60
1	13	1530	G	C5-N7-C8	-5.13	101.74	104.30
26	1H	119	A	N1-C2-N3	5.13	131.86	129.30
26	1H	733	G	OP1-P-OP2	5.13	127.29	119.60
26	1H	1784	A	C4-C5-C6	-5.13	114.44	117.00
26	1H	1787	A	N7-C8-N9	5.13	116.36	113.80
26	1H	2676	C	C6-N1-C2	5.13	122.35	120.30
1	1G	511	C	P-O3'-C3'	5.13	125.85	119.70
26	14	90	U	N3-C4-O4	-5.13	115.81	119.40
26	14	1955	U	N3-C4-C5	5.13	117.68	114.60
26	14	2062	A	C8-N9-C4	5.13	107.85	105.80
26	14	2278	A	C5-C6-N6	5.13	127.80	123.70
1	13	1525	G	OP1-P-OP2	-5.12	111.91	119.60
26	1H	1183	G	N7-C8-N9	5.12	115.66	113.10
26	14	1855	G	N3-C4-N9	5.12	129.07	126.00
26	14	1964	G	C5-N7-C8	5.12	106.86	104.30
1	13	534	U	C5-C4-O4	5.12	128.97	125.90
1	13	814	A	C2-N3-C4	-5.12	108.04	110.60
26	1H	265	A	N9-C1'-C2'	5.12	120.66	114.00
47	H8	61	LEU	CA-CB-CG	5.12	127.09	115.30
1	1G	770	C	N3-C2-O2	5.12	125.49	121.90
26	14	847	U	C5-C6-N1	-5.12	120.14	122.70
26	14	974(A)	C	N3-C2-O2	-5.12	118.31	121.90
26	14	1520	U	N3-C4-C5	-5.12	111.53	114.60

Continued on next page...

Continued from previous page...

Mol	Chain	Res	Type	Atoms	Z	Observed(°)	Ideal(°)
26	14	2325	G	C8-N9-C4	-5.12	104.35	106.40
1	13	509	A	C2'-C3'-O3'	5.12	121.90	113.70
25	4K	19	A	C4-C5-N7	5.12	113.26	110.70
26	1H	139	G	C5-C6-O6	-5.12	125.53	128.60
26	1H	395	U	N1-C2-O2	5.12	126.39	122.80
26	1H	728	G	C8-N9-C4	5.12	108.45	106.40
26	1H	954	G	C5-C6-O6	-5.12	125.53	128.60
26	1H	958	U	O5'-P-OP2	-5.12	101.09	105.70
26	1H	1662	C	C2-N3-C4	-5.12	117.34	119.90
26	1H	1818	U	N3-C4-C5	5.12	117.67	114.60
26	1H	2607	G	N1-C2-N2	-5.12	111.59	116.20
26	14	496	G	N7-C8-N9	5.12	115.66	113.10
26	14	672	C	O5'-P-OP1	5.12	116.85	110.70
26	14	2292	C	OP2-P-O3'	5.12	116.47	105.20
26	14	2401	U	C6-N1-C2	-5.12	117.93	121.00
26	14	2612	C	N3-C2-O2	5.12	125.48	121.90
26	1H	1899	G	O4'-C1'-N9	5.12	112.30	108.20
26	1H	2349	G	C5-C6-N1	5.12	114.06	111.50
26	1H	2405	G	C5-C6-O6	5.12	131.67	128.60
39	98	79	LEU	CA-CB-CG	5.12	127.08	115.30
26	14	454	A	O5'-P-OP2	-5.12	101.09	105.70
1	13	1362	C	N3-C2-O2	-5.12	118.32	121.90
26	1H	282	A	OP1-P-O3'	5.12	116.46	105.20
26	1H	523	C	C6-N1-C2	-5.12	118.25	120.30
26	1H	1691	C	O5'-P-OP1	-5.12	101.09	105.70
26	1H	2329	G	C5-N7-C8	5.12	106.86	104.30
26	1H	2660	A	O5'-P-OP2	-5.12	101.09	105.70
26	1H	2785	C	O5'-P-OP2	5.12	116.84	110.70
29	11	272	ALA	C-N-CA	5.12	134.50	121.70
26	14	101	G	N3-C4-N9	5.12	129.07	126.00
26	14	502	A	C5-C6-N1	-5.12	115.14	117.70
26	14	754	C	C5-C4-N4	-5.12	116.62	120.20
26	14	787	U	N3-C4-C5	5.12	117.67	114.60
26	14	1165	U	C6-N1-C2	-5.12	117.93	121.00
26	14	1359	A	N1-C2-N3	-5.12	126.74	129.30
26	14	1728	G	N3-C4-N9	5.12	129.07	126.00
26	14	2563	U	C5-C6-N1	-5.12	120.14	122.70
26	14	2826	A	N1-C6-N6	-5.12	115.53	118.60
1	13	431	A	O5'-P-OP2	5.12	116.84	110.70
26	1H	136	G	C2-N3-C4	5.12	114.46	111.90
26	1H	943	U	C6-N1-C2	5.12	124.07	121.00
26	1H	1279	G	N1-C6-O6	-5.12	116.83	119.90

Continued on next page...

Continued from previous page...

Mol	Chain	Res	Type	Atoms	Z	Observed(°)	Ideal(°)
26	1H	2089	U	N3-C2-O2	5.12	125.78	122.20
26	1H	2234	G	N9-C4-C5	-5.12	103.35	105.40
1	1G	851	G	C6-C5-N7	-5.12	127.33	130.40
26	14	403	U	C5-C6-N1	-5.12	120.14	122.70
26	14	1342	A	OP2-P-O3'	5.12	116.46	105.20
26	14	1684	C	C2-N3-C4	-5.12	117.34	119.90
26	1H	447	A	O5'-P-OP2	5.12	116.84	110.70
26	1H	1611	C	C4-C5-C6	5.12	119.96	117.40
26	1H	2405	G	O4'-C1'-N9	5.12	112.29	108.20
26	1H	2518	A	C6-C5-N7	-5.12	128.72	132.30
26	1H	2819	G	N7-C8-N9	-5.12	110.54	113.10
29	11	211	ARG	NE-CZ-NH2	-5.12	117.74	120.30
43	D8	18	LEU	CA-CB-CG	5.12	127.06	115.30
1	1G	698	G	C4-C5-N7	5.12	112.85	110.80
1	1G	1489	G	C2-N3-C4	-5.12	109.34	111.90
1	1G	1489	G	OP1-P-OP2	5.12	127.27	119.60
26	14	103	A	C2-N3-C4	-5.12	108.04	110.60
26	14	1611	C	OP1-P-OP2	-5.12	111.93	119.60
1	13	232	G	OP2-P-O3'	5.11	116.45	105.20
1	13	1511	G	N3-C4-N9	5.11	129.07	126.00
26	1H	222	A	OP1-P-O3'	5.11	116.45	105.20
26	1H	258	G	N1-C2-N2	-5.11	111.60	116.20
26	1H	471	A	C5-N7-C8	-5.11	101.34	103.90
26	1H	1688	U	C5-C6-N1	-5.11	120.14	122.70
26	1H	1900	A	O5'-P-OP2	-5.11	101.10	105.70
26	1H	2250	G	C4-C5-N7	5.11	112.85	110.80
26	1H	2346	A	C1'-O4'-C4'	-5.11	105.81	109.90
26	1H	2466	C	N3-C4-C5	5.11	123.94	121.90
26	1H	2532	G	C8-N9-C1'	-5.11	120.35	127.00
1	1G	108	G	N3-C4-N9	5.11	129.07	126.00
1	1G	1475	G	OP1-P-OP2	5.11	127.27	119.60
26	14	867	C	O5'-P-OP2	5.11	116.83	110.70
26	14	959	A	N1-C6-N6	-5.11	115.53	118.60
26	14	1630	G	N3-C4-C5	-5.11	126.04	128.60
26	14	2425	A	N9-C4-C5	5.11	107.84	105.80
26	14	2600	A	C5-N7-C8	5.11	106.46	103.90
27	1J	84	C	N3-C4-N4	-5.11	114.42	118.00
1	13	910	C	C6-N1-C2	5.11	122.34	120.30
20	BI	24	LEU	CA-CB-CG	5.11	127.06	115.30
23	2K	45	A	C5-C6-N6	-5.11	119.61	123.70
26	1H	395	U	C2-N1-C1'	5.11	123.83	117.70
26	1H	411	G	C4-C5-N7	-5.11	108.75	110.80

Continued on next page...

Continued from previous page...

Mol	Chain	Res	Type	Atoms	Z	Observed(°)	Ideal(°)
26	1H	936	C	C6-N1-C2	5.11	122.34	120.30
1	1G	370	C	O5'-P-OP2	-5.11	101.10	105.70
26	14	1121	C	N1-C2-O2	5.11	121.97	118.90
1	13	16	A	OP1-P-O3'	5.11	116.44	105.20
1	13	236	G	C4-C5-N7	-5.11	108.76	110.80
26	1H	682	G	O5'-P-OP1	5.11	116.83	110.70
26	1H	1244	G	C6-N1-C2	-5.11	122.03	125.10
23	2L	73	A	OP2-P-O3'	5.11	116.44	105.20
26	14	421	U	N3-C2-O2	-5.11	118.62	122.20
26	14	594	U	OP2-P-O3'	5.11	116.44	105.20
26	14	780	G	N1-C2-N3	5.11	126.97	123.90
26	14	1294	U	O5'-P-OP1	-5.11	101.10	105.70
26	1H	1357	U	N1-C2-O2	-5.11	119.22	122.80
26	1H	1669	A	C6-N1-C2	-5.11	115.53	118.60
26	1H	2012	G	C6-N1-C2	-5.11	122.03	125.10
26	14	1686	C	N3-C4-N4	5.11	121.58	118.00
26	1H	66	C	N3-C2-O2	-5.11	118.33	121.90
26	1H	435	C	OP1-P-OP2	5.11	127.26	119.60
26	1H	649	G	C5-C6-O6	-5.11	125.54	128.60
26	1H	755	C	N1-C2-N3	5.11	122.78	119.20
26	1H	867	C	N1-C2-O2	-5.11	115.83	118.90
26	1H	2424	C	C2-N3-C4	5.11	122.45	119.90
31	31	46	ARG	NE-CZ-NH1	-5.11	117.75	120.30
26	14	1138	G	N7-C8-N9	5.11	115.65	113.10
26	14	2418	A	OP1-P-O3'	5.11	116.43	105.20
29	19	45	ASN	N-CA-C	5.11	124.79	111.00
1	13	812	C	O5'-P-OP2	5.11	116.83	110.70
1	13	1099	G	C5-C6-O6	5.11	131.66	128.60
26	1H	629	G	N1-C2-N2	-5.11	111.61	116.20
26	1H	1657	C	N1-C2-O2	-5.11	115.84	118.90
26	1H	2044	C	N3-C4-N4	5.11	121.57	118.00
26	1H	2050	C	C5-C4-N4	-5.11	116.63	120.20
26	14	48	G	O5'-P-OP2	-5.11	101.11	105.70
26	14	429	A	C5-C6-N6	-5.11	119.61	123.70
26	14	800	A	C6-N1-C2	-5.11	115.54	118.60
26	14	1552	G	N3-C2-N2	-5.11	116.33	119.90
26	14	2082	A	C5-C6-N6	-5.11	119.61	123.70
26	14	2730	C	C6-N1-C2	-5.11	118.26	120.30
1	13	570	G	N1-C2-N2	5.10	120.79	116.20
26	1H	1394	U	N1-C2-N3	-5.10	111.84	114.90
26	1H	1632	A	C5-N7-C8	-5.10	101.35	103.90
26	1H	1678	G	N9-C4-C5	5.10	107.44	105.40

Continued on next page...

Continued from previous page...

Mol	Chain	Res	Type	Atoms	Z	Observed(°)	Ideal(°)
26	1H	2081	C	OP2-P-O3'	5.10	116.43	105.20
1	1G	932	C	C2-N1-C1'	5.10	124.41	118.80
1	1G	1270	C	C5-C6-N1	5.10	123.55	121.00
26	14	249	C	C6-N1-C2	-5.10	118.26	120.30
26	14	1601	G	C5-C6-N1	5.10	114.05	111.50
26	14	1779	U	O4'-C1'-N1	5.10	112.28	108.20
26	14	2601	C	N3-C2-O2	-5.10	118.33	121.90
26	1H	74	A	C4-C5-N7	5.10	113.25	110.70
26	1H	633	A	OP2-P-O3'	5.10	116.43	105.20
26	1H	1815	A	C5-C6-N6	-5.10	119.62	123.70
1	1G	242	C	N3-C4-N4	5.10	121.57	118.00
26	14	17	G	C5-C6-O6	-5.10	125.54	128.60
26	14	1262	A	N9-C4-C5	-5.10	103.76	105.80
26	14	1595	G	N7-C8-N9	5.10	115.65	113.10
26	14	1820	U	C5-C6-N1	-5.10	120.15	122.70
26	14	1906	G	C8-N9-C4	-5.10	104.36	106.40
26	14	1925	C	OP2-P-O3'	5.10	116.43	105.20
26	14	2251	G	C8-N9-C4	5.10	108.44	106.40
26	14	2294	C	OP2-P-O3'	5.10	116.43	105.20
26	1H	31	C	C4-C5-C6	5.10	119.95	117.40
26	1H	1757	U	C2-N3-C4	-5.10	123.94	127.00
26	1H	2707	G	C8-N9-C1'	5.10	133.63	127.00
1	1G	1403	C	OP2-P-O3'	5.10	116.42	105.20
26	14	847	U	N1-C2-N3	5.10	117.96	114.90
26	14	1390	U	OP1-P-OP2	-5.10	111.95	119.60
26	14	2444	G	C5-C6-O6	5.10	131.66	128.60
1	13	542	G	O5'-P-OP2	5.10	116.82	110.70
26	1H	974(A)	C	C2-N3-C4	-5.10	117.35	119.90
26	1H	1305	C	O5'-P-OP1	5.10	116.82	110.70
26	1H	1830	C	N3-C4-C5	5.10	123.94	121.90
26	1H	1836	C	N3-C4-C5	-5.10	119.86	121.90
26	1H	2008	C	N3-C4-N4	-5.10	114.43	118.00
55	Q8	47	LYS	N-CA-C	-5.10	97.23	111.00
1	1G	620	C	C5-C4-N4	-5.10	116.63	120.20
26	14	993	G	OP1-P-OP2	-5.10	111.95	119.60
26	14	1269	A	C6-N1-C2	5.10	121.66	118.60
26	14	1840	G	N1-C2-N2	5.10	120.79	116.20
1	13	759	A	OP2-P-O3'	5.10	116.42	105.20
1	13	972	C	OP2-P-O3'	5.10	116.41	105.20
26	1H	28	A	C5-C6-N6	-5.10	119.62	123.70
26	1H	473	G	N1-C2-N3	5.10	126.96	123.90
26	1H	1283	G	N3-C2-N2	5.10	123.47	119.90

Continued on next page...

Continued from previous page...

Mol	Chain	Res	Type	Atoms	Z	Observed(°)	Ideal(°)
26	1H	1446	C	OP2-P-O3'	5.10	116.41	105.20
26	1H	2373	G	N1-C2-N3	5.10	126.96	123.90
26	14	129	C	C6-N1-C1'	-5.10	114.68	120.80
26	14	131	G	C5-C6-N1	5.10	114.05	111.50
26	14	603	A	C6-C5-N7	-5.10	128.73	132.30
26	14	946	G	N3-C4-C5	5.10	131.15	128.60
26	14	2345	G	C6-C5-N7	-5.10	127.34	130.40
26	14	2442	C	C2-N3-C4	-5.10	117.35	119.90
27	1J	89(A)	A	C2-N3-C4	5.10	113.15	110.60
26	1H	532	A	N1-C6-N6	5.10	121.66	118.60
26	1H	842	G	N1-C6-O6	5.10	122.96	119.90
26	1H	951	C	N3-C4-C5	5.10	123.94	121.90
26	1H	970	C	N1-C2-O2	-5.10	115.84	118.90
26	14	1837	C	N3-C4-N4	5.10	121.57	118.00
1	13	560	U	C5-C6-N1	5.09	125.25	122.70
1	13	625	G	OP2-P-O3'	5.09	116.41	105.20
26	1H	977	G	C5-C6-O6	5.09	131.66	128.60
26	1H	1620	G	C5-C6-O6	5.09	131.66	128.60
26	1H	1929	G	C5-C6-O6	5.09	131.66	128.60
26	1H	2017	U	C6-N1-C2	-5.09	117.94	121.00
26	1H	2359	C	N3-C4-N4	-5.09	114.43	118.00
1	1G	561	U	OP1-P-O3'	5.09	116.41	105.20
26	14	129	C	OP2-P-O3'	5.09	116.41	105.20
26	14	2248	C	N3-C2-O2	-5.09	118.33	121.90
40	65	19	LYS	N-CA-C	-5.09	97.24	111.00
26	1H	2440	C	C2-N3-C4	5.09	122.45	119.90
27	16	77	U	N3-C4-C5	5.09	117.66	114.60
26	14	1254	A	C6-C5-N7	-5.09	128.74	132.30
1	13	338	A	OP2-P-O3'	5.09	116.40	105.20
1	13	765	G	C8-N9-C4	5.09	108.44	106.40
1	13	771	G	C5-C6-O6	5.09	131.65	128.60
23	2K	31	G	C8-N9-C4	-5.09	104.36	106.40
26	1H	508	G	C4'-C3'-C2'	-5.09	97.51	102.60
26	1H	635	C	O5'-P-OP2	-5.09	101.12	105.70
26	1H	1640	C	O5'-P-OP1	5.09	116.81	110.70
26	1H	1647	G	O5'-P-OP1	-5.09	101.12	105.70
26	1H	1665	A	O5'-P-OP1	-5.09	101.12	105.70
26	1H	1698	A	OP1-P-O3'	5.09	116.40	105.20
26	1H	1776	G	C8-N9-C1'	-5.09	120.38	127.00
26	1H	2594	C	OP1-P-OP2	-5.09	111.96	119.60
26	14	1342	A	N1-C6-N6	5.09	121.65	118.60
26	14	1663	C	N3-C2-O2	5.09	125.47	121.90

Continued on next page...

Continued from previous page...

Mol	Chain	Res	Type	Atoms	Z	Observed(°)	Ideal(°)
26	14	2776	A	P-O3'-C3'	5.09	125.81	119.70
1	13	781	A	C6-N1-C2	-5.09	115.55	118.60
1	13	1198	G	O5'-P-OP2	5.09	116.81	110.70
26	1H	204	A	C6-N1-C2	-5.09	115.55	118.60
26	1H	660	G	C5-N7-C8	-5.09	101.76	104.30
26	1H	958	U	N3-C2-O2	-5.09	118.64	122.20
26	1H	986	C	N3-C2-O2	-5.09	118.34	121.90
26	1H	1996	C	C5-C6-N1	-5.09	118.46	121.00
1	1G	355	C	C2-N1-C1'	-5.09	113.20	118.80
26	14	212	G	OP2-P-O3'	5.09	116.39	105.20
26	14	514	A	N7-C8-N9	-5.09	111.25	113.80
26	14	787	U	OP1-P-O3'	5.09	116.40	105.20
26	14	1315	C	N3-C2-O2	-5.09	118.34	121.90
26	14	2437	U	OP1-P-OP2	5.09	127.24	119.60
26	14	2466	C	OP2-P-O3'	5.09	116.39	105.20
26	1H	1757	U	OP1-P-O3'	5.09	116.39	105.20
1	1G	301	G	N1-C6-O6	5.09	122.95	119.90
26	14	1658	C	C4-C5-C6	5.09	119.94	117.40
26	14	2213	U	N3-C2-O2	-5.09	118.64	122.20
1	13	770	C	C5-C6-N1	-5.09	118.46	121.00
1	13	966	G	N9-C4-C5	-5.09	103.36	105.40
1	13	1495	U	N3-C2-O2	-5.09	118.64	122.20
26	1H	135	G	C4-N9-C1'	-5.09	119.89	126.50
26	1H	178	G	O5'-P-OP2	5.09	116.80	110.70
26	1H	530	G	N3-C2-N2	-5.09	116.34	119.90
26	1H	857	C	O5'-P-OP1	-5.09	101.12	105.70
26	1H	1612	C	C5-C4-N4	-5.09	116.64	120.20
26	1H	2638	G	N1-C6-O6	5.09	122.95	119.90
26	1H	2710	C	OP2-P-O3'	5.09	116.39	105.20
26	1H	2871	C	N3-C4-N4	-5.09	114.44	118.00
1	1G	945	G	C8-N9-C1'	-5.09	120.39	127.00
1	13	332	G	OP1-P-OP2	5.08	127.23	119.60
23	2K	19	G	C8-N9-C4	5.08	108.43	106.40
26	1H	989	G	C5-C6-O6	-5.08	125.55	128.60
26	1H	1578	U	N3-C2-O2	-5.08	118.64	122.20
26	14	670	A	N7-C8-N9	-5.08	111.26	113.80
26	14	752	A	N7-C8-N9	5.08	116.34	113.80
26	14	983	A	OP1-P-OP2	-5.08	111.97	119.60
26	14	2055	C	N1-C2-O2	-5.08	115.85	118.90
26	14	2569	G	C8-N9-C4	5.08	108.43	106.40
1	13	359	U	OP2-P-O3'	5.08	116.38	105.20
1	13	801	U	N3-C4-O4	-5.08	115.84	119.40

Continued on next page...

Continued from previous page...

Mol	Chain	Res	Type	Atoms	Z	Observed(°)	Ideal(°)
1	13	1475	G	C8-N9-C4	-5.08	104.37	106.40
26	1H	987	G	C8-N9-C1'	5.08	133.61	127.00
26	1H	1204	A	C8-N9-C1'	-5.08	118.55	127.70
26	1H	1689	A	O5'-P-OP2	-5.08	101.12	105.70
1	1G	573	A	N1-C6-N6	-5.08	115.55	118.60
26	14	682	G	N9-C4-C5	-5.08	103.37	105.40
27	1J	36	C	N3-C4-C5	5.08	123.93	121.90
26	1H	110	G	OP1-P-OP2	5.08	127.22	119.60
26	1H	667	U	C5-C4-O4	-5.08	122.85	125.90
26	1H	717	G	N7-C8-N9	5.08	115.64	113.10
26	1H	1496	A	O4'-C1'-N9	5.08	112.27	108.20
26	1H	1778	U	N3-C4-O4	-5.08	115.84	119.40
26	1H	2297	C	N1-C2-O2	5.08	121.95	118.90
1	1G	772	U	O5'-P-OP2	-5.08	101.13	105.70
26	14	1257	C	N1-C2-O2	-5.08	115.85	118.90
26	14	1446	C	C6-N1-C2	-5.08	118.27	120.30
26	14	2440	C	C2-N1-C1'	-5.08	113.21	118.80
1	13	1224	G	N1-C6-O6	-5.08	116.85	119.90
26	1H	2239	G	C5-C6-O6	5.08	131.65	128.60
26	1H	2359	C	N3-C4-C5	5.08	123.93	121.90
26	1H	2434	A	C2-N3-C4	-5.08	108.06	110.60
26	14	788	A	C4-C5-C6	5.08	119.54	117.00
1	13	796	C	C5-C6-N1	5.08	123.54	121.00
26	1H	633	A	C2-N3-C4	-5.08	108.06	110.60
26	1H	794	G	C8-N9-C4	-5.08	104.37	106.40
26	1H	1621	U	OP1-P-OP2	5.08	127.22	119.60
26	1H	2250	G	N7-C8-N9	5.08	115.64	113.10
26	1H	2377	A	C5-C6-N6	-5.08	119.64	123.70
26	1H	2446	G	C6-C5-N7	-5.08	127.35	130.40
26	14	2712	U	C4-C5-C6	5.08	122.75	119.70
26	1H	1903	G	C5-C6-O6	5.08	131.65	128.60
26	1H	2502	G	C5-C6-N1	5.08	114.04	111.50
26	1H	2712	U	C5-C6-N1	-5.08	120.16	122.70
1	1G	361	G	N3-C4-C5	5.08	131.14	128.60
26	14	1369	G	C5-C6-N1	5.08	114.04	111.50
26	14	2338	G	N1-C6-O6	5.08	122.95	119.90
29	19	263	ARG	NE-CZ-NH2	-5.08	117.76	120.30
26	1H	1241	A	C8-N9-C4	-5.08	103.77	105.80
26	1H	1365	A	N9-C4-C5	5.08	107.83	105.80
26	1H	2301	C	N3-C4-C5	-5.08	119.87	121.90
26	1H	2418	A	C5-C6-N1	5.08	120.24	117.70
26	1H	2590	A	N3-C4-N9	-5.08	123.34	127.40

Continued on next page...

Continued from previous page...

Mol	Chain	Res	Type	Atoms	Z	Observed(°)	Ideal(°)
1	1G	793	U	N3-C4-C5	-5.08	111.55	114.60
1	1G	823	G	C8-N9-C4	5.08	108.43	106.40
1	1G	1344	C	O5'-P-OP2	-5.08	101.13	105.70
26	14	612	G	N3-C4-N9	5.08	129.05	126.00
26	14	1346	G	N7-C8-N9	-5.08	110.56	113.10
26	14	1668	A	N1-C2-N3	-5.08	126.76	129.30
26	14	2477	C	C6-N1-C1'	-5.08	114.71	120.80
1	13	74	C	C6-N1-C1'	-5.07	114.71	120.80
1	13	1268	A	OP1-P-OP2	5.07	127.21	119.60
23	2K	9	G	C2-N3-C4	5.07	114.44	111.90
26	1H	666	G	N1-C6-O6	5.07	122.94	119.90
26	1H	1161	C	OP1-P-OP2	-5.07	111.99	119.60
26	1H	1572	A	C6-C5-N7	-5.07	128.75	132.30
26	1H	2046	G	N3-C4-C5	-5.07	126.06	128.60
26	1H	2425	A	C6-N1-C2	-5.07	115.56	118.60
1	1G	1473	A	C8-N9-C4	5.07	107.83	105.80
26	14	787	U	C4-C5-C6	-5.07	116.66	119.70
26	14	2250	G	OP1-P-OP2	5.07	127.21	119.60
26	1H	692	C	C2-N3-C4	-5.07	117.36	119.90
26	14	1289	C	O5'-P-OP1	-5.07	101.14	105.70
26	14	1627	G	C4-N9-C1'	5.07	133.09	126.50
1	13	1304	G	N3-C4-C5	-5.07	126.06	128.60
4	3E	135	LEU	CA-CB-CG	5.07	126.96	115.30
24	3K	3	G	C4-N9-C1'	5.07	133.09	126.50
26	1H	141	A	C6-N1-C2	5.07	121.64	118.60
26	1H	602	G	N9-C4-C5	-5.07	103.37	105.40
26	1H	1013	C	C2-N1-C1'	-5.07	113.22	118.80
26	1H	1186	G	C2-N3-C4	5.07	114.44	111.90
26	1H	1693	U	N1-C2-O2	5.07	126.35	122.80
26	1H	1766	U	C5-C6-N1	-5.07	120.17	122.70
26	1H	2307	G	C4-C5-N7	5.07	112.83	110.80
26	1H	2377	A	N3-C4-C5	5.07	130.35	126.80
26	1H	2502	G	OP2-P-O3'	5.07	116.36	105.20
26	1H	2760	C	C2-N3-C4	-5.07	117.36	119.90
27	16	104	A	N1-C6-N6	5.07	121.64	118.60
26	14	529	A	C8-N9-C4	-5.07	103.77	105.80
26	14	1830	C	N3-C4-C5	5.07	123.93	121.90
26	14	1933	G	C4-C5-N7	5.07	112.83	110.80
27	1J	102	G	N3-C4-N9	-5.07	122.96	126.00
26	1H	2544	G	C4-C5-N7	5.07	112.83	110.80
1	1G	767	A	N1-C6-N6	5.07	121.64	118.60
26	14	972	G	P-O3'-C3'	5.07	125.78	119.70

Continued on next page...

Continued from previous page...

Mol	Chain	Res	Type	Atoms	Z	Observed(°)	Ideal(°)
1	13	1222	G	O5'-P-OP1	5.07	116.78	110.70
26	1H	693	C	N3-C4-N4	-5.07	114.45	118.00
26	1H	951	C	N3-C2-O2	-5.07	118.35	121.90
26	1H	1166	C	O5'-P-OP1	-5.07	101.14	105.70
26	1H	1305	C	N3-C2-O2	-5.07	118.35	121.90
26	1H	2448	A	O5'-P-OP1	-5.07	101.14	105.70
1	1G	831	U	C6-N1-C2	-5.07	117.96	121.00
1	1G	1394	A	OP1-P-O3'	5.07	116.35	105.20
26	14	252	G	C5-C6-O6	5.07	131.64	128.60
26	14	2629	A	C2-N3-C4	5.07	113.13	110.60
26	1H	142	G	OP2-P-O3'	5.07	116.34	105.20
26	1H	412	A	OP1-P-OP2	-5.07	112.00	119.60
26	1H	428	A	N1-C6-N6	5.07	121.64	118.60
26	1H	609(A)	G	C2-N3-C4	-5.07	109.37	111.90
27	16	115	G	N3-C2-N2	5.07	123.45	119.90
1	1G	1205	U	C6-N1-C2	-5.07	117.96	121.00
26	14	827	U	OP1-P-O3'	5.07	116.35	105.20
26	14	870	A	OP1-P-O3'	5.07	116.34	105.20
26	14	2400	G	N1-C6-O6	-5.07	116.86	119.90
26	14	2723	C	N3-C4-N4	-5.07	114.45	118.00
1	13	689	C	C5-C6-N1	5.06	123.53	121.00
23	2K	6	G	C5-C6-O6	-5.06	125.56	128.60
26	1H	1621	U	O5'-P-OP1	-5.06	101.14	105.70
26	14	1797	C	C5-C4-N4	-5.06	116.66	120.20
26	14	2376	A	C4-C5-N7	5.06	113.23	110.70
26	14	2720	U	C5-C4-O4	5.06	128.94	125.90
26	14	2821	A	N9-C4-C5	-5.06	103.77	105.80
1	13	238	G	N3-C2-N2	5.06	123.44	119.90
26	1H	631	A	N9-C4-C5	-5.06	103.78	105.80
26	1H	793	A	OP1-P-OP2	5.06	127.19	119.60
26	1H	1421	G	OP2-P-O3'	5.06	116.34	105.20
26	1H	1917	U	C5-C4-O4	5.06	128.94	125.90
26	1H	2050	C	OP2-P-O3'	5.06	116.34	105.20
1	1G	73	G	C5-C6-N1	-5.06	108.97	111.50
1	1G	906	G	C5-C6-O6	-5.06	125.56	128.60
1	1G	1466	C	O5'-P-OP1	-5.06	101.14	105.70
26	14	25	U	N1-C2-O2	-5.06	119.26	122.80
26	14	580	C	C5-C6-N1	-5.06	118.47	121.00
26	14	1127	A	O5'-P-OP1	-5.06	101.14	105.70
26	14	1626	G	O5'-P-OP2	5.06	116.78	110.70
26	14	2302	G	C8-N9-C4	-5.06	104.38	106.40
26	14	2510	C	C4-C5-C6	5.06	119.93	117.40

Continued on next page...

Continued from previous page...

Mol	Chain	Res	Type	Atoms	Z	Observed(°)	Ideal(°)
26	14	2591	C	C5-C4-N4	-5.06	116.66	120.20
1	13	900	A	C4-C5-C6	-5.06	114.47	117.00
26	1H	1924	C	C5-C4-N4	-5.06	116.66	120.20
26	1H	2709	G	N1-C6-O6	-5.06	116.86	119.90
45	F8	3	THR	N-CA-C	-5.06	97.34	111.00
1	1G	1378	C	C6-N1-C2	-5.06	118.28	120.30
26	14	735	A	C5-N7-C8	5.06	106.43	103.90
26	14	2516	G	OP1-P-O3'	-5.06	94.07	105.20
27	1J	70	C	N1-C2-O2	5.06	121.94	118.90
1	13	292	G	C5-C6-O6	5.06	131.64	128.60
1	13	968	A	N9-C4-C5	-5.06	103.78	105.80
22	1K	33	U	N3-C4-C5	-5.06	111.56	114.60
26	1H	134	C	C6-N1-C2	5.06	122.32	120.30
26	1H	762	U	C6-N1-C1'	-5.06	114.12	121.20
26	1H	1122	G	N9-C4-C5	-5.06	103.38	105.40
26	1H	1209	G	C5-C6-O6	-5.06	125.56	128.60
26	1H	2018	G	C5-N7-C8	-5.06	101.77	104.30
26	1H	2048	G	C4-N9-C1'	5.06	133.08	126.50
26	1H	2232	U	N3-C2-O2	-5.06	118.66	122.20
26	1H	2520	C	C6-N1-C2	-5.06	118.28	120.30
1	1G	332	G	N9-C4-C5	-5.06	103.38	105.40
26	14	744	G	N9-C4-C5	-5.06	103.38	105.40
26	14	1943	U	N3-C4-C5	-5.06	111.56	114.60
26	14	1949	G	N3-C4-N9	5.06	129.04	126.00
26	14	1959	G	N9-C4-C5	5.06	107.42	105.40
26	1H	195	A	C2-N3-C4	-5.06	108.07	110.60
26	1H	449	A	C8-N9-C4	5.06	107.82	105.80
26	1H	662	G	C5-N7-C8	5.06	106.83	104.30
26	1H	1288	U	C5-C4-O4	-5.06	122.86	125.90
26	1H	2365	G	C5-C6-N1	5.06	114.03	111.50
26	14	879	G	C8-N9-C4	-5.06	104.38	106.40
26	14	2000	G	OP2-P-O3'	5.06	116.33	105.20
26	14	2256	G	N3-C4-N9	5.06	129.03	126.00
26	14	2523	G	C5-C6-O6	-5.06	125.57	128.60
1	13	720	C	N3-C2-O2	-5.06	118.36	121.90
26	14	320	A	N1-C2-N3	5.06	131.83	129.30
26	14	2557	G	C5-N7-C8	5.06	106.83	104.30
1	13	1103	C	O5'-P-OP2	-5.05	101.15	105.70
1	13	1128	C	P-O3'-C3'	5.05	125.77	119.70
26	1H	59	U	OP2-P-O3'	5.05	116.32	105.20
26	1H	515	A	N9-C4-C5	5.05	107.82	105.80
26	1H	804	A	C6-N1-C2	-5.05	115.57	118.60

Continued on next page...

Continued from previous page...

Mol	Chain	Res	Type	Atoms	Z	Observed(°)	Ideal(°)
26	1H	1402	C	OP1-P-O3'	5.05	116.32	105.20
26	1H	2444	G	N1-C2-N2	5.05	120.75	116.20
26	1H	2580	U	C2-N1-C1'	5.05	123.77	117.70
26	14	1787	A	C2-N3-C4	-5.05	108.07	110.60
26	14	2258	C	C5-C6-N1	-5.05	118.47	121.00
26	14	2612	C	O5'-P-OP1	5.05	116.77	110.70
26	14	2712	U	N3-C2-O2	-5.05	118.66	122.20
26	1H	500	G	C5-N7-C8	5.05	106.83	104.30
1	1G	360	A	C8-N9-C4	5.05	107.82	105.80
26	14	1527	G	N3-C4-N9	-5.05	122.97	126.00
1	13	1472	U	N3-C2-O2	-5.05	118.66	122.20
26	1H	77	C	N3-C4-N4	5.05	121.54	118.00
26	1H	325	G	C6-C5-N7	5.05	133.43	130.40
26	1H	1143	A	OP1-P-O3'	5.05	116.31	105.20
26	1H	1426	G	C5-C6-N1	5.05	114.03	111.50
26	1H	1693	U	C2-N1-C1'	5.05	123.76	117.70
26	1H	1950	G	C6-C5-N7	-5.05	127.37	130.40
26	14	459	U	C2-N3-C4	-5.05	123.97	127.00
26	14	747	U	OP1-P-O3'	5.05	116.31	105.20
26	14	1594	G	C8-N9-C4	-5.05	104.38	106.40
26	1H	82	G	N7-C8-N9	-5.05	110.58	113.10
26	1H	1423	G	N1-C2-N2	-5.05	111.66	116.20
26	1H	1545(A)	A	OP1-P-O3'	5.05	116.31	105.20
26	1H	1603	A	N7-C8-N9	5.05	116.33	113.80
26	1H	1883	G	N3-C4-N9	5.05	129.03	126.00
26	1H	2450	A	O5'-P-OP1	5.05	116.76	110.70
26	1H	2564	A	C4-C5-C6	5.05	119.53	117.00
26	1H	2706	G	C5-C6-N1	5.05	114.03	111.50
26	14	720	C	C6-N1-C2	5.05	122.32	120.30
26	14	1823	G	N1-C6-O6	-5.05	116.87	119.90
26	14	2255	G	OP2-P-O3'	5.05	116.31	105.20
1	13	972	C	O5'-P-OP1	5.05	116.76	110.70
23	2K	5	G	OP1-P-OP2	5.05	127.17	119.60
26	1H	1567	A	N1-C2-N3	-5.05	126.78	129.30
26	1H	1929	G	N1-C6-O6	-5.05	116.87	119.90
26	1H	2822	G	N1-C6-O6	5.05	122.93	119.90
26	14	131	G	O5'-P-OP2	-5.05	101.16	105.70
26	14	865	C	C6-N1-C2	5.05	122.32	120.30
26	14	1906	G	N7-C8-N9	5.05	115.62	113.10
54	L5	10	ARG	NE-CZ-NH2	-5.05	117.78	120.30
1	13	197	A	N1-C6-N6	-5.05	115.57	118.60
1	13	551	U	C6-N1-C2	5.05	124.03	121.00

Continued on next page...

Continued from previous page...

Mol	Chain	Res	Type	Atoms	Z	Observed(°)	Ideal(°)
1	13	971	G	C6-C5-N7	5.05	133.43	130.40
2	1E	14	GLY	N-CA-C	5.05	125.71	113.10
23	2K	25	U	C5-C4-O4	5.05	128.93	125.90
26	1H	749	C	C4-C5-C6	5.05	119.92	117.40
26	1H	1446	C	N1-C2-O2	5.05	121.93	118.90
26	1H	1477	A	OP2-P-O3'	5.05	116.30	105.20
26	1H	1653	G	OP1-P-OP2	5.05	127.17	119.60
26	1H	2342	C	C6-N1-C2	-5.05	118.28	120.30
26	1H	2503	A	OP2-P-O3'	5.05	116.30	105.20
27	16	47	C	OP1-P-O3'	5.05	116.30	105.20
27	16	96	G	C4-N9-C1'	-5.05	119.94	126.50
29	11	40	THR	C-N-CA	5.05	132.90	122.30
1	1G	1205	U	C5-C6-N1	5.05	125.22	122.70
1	1G	1300	G	P-O3'-C3'	5.05	125.75	119.70
26	14	141(A)	C	OP1-P-O3'	-5.05	94.10	105.20
26	14	241	A	OP1-P-OP2	5.05	127.17	119.60
26	14	483	A	O5'-P-OP2	-5.05	101.16	105.70
26	14	1296	G	O5'-P-OP1	5.05	116.75	110.70
26	14	1935	G	OP1-P-OP2	-5.05	112.03	119.60
26	14	2211	G	C6-C5-N7	-5.05	127.37	130.40
26	14	2674	G	O5'-P-OP2	-5.05	101.16	105.70
29	19	29	PRO	N-CA-C	-5.05	98.98	112.10
1	13	330	C	N3-C4-C5	5.04	123.92	121.90
26	1H	9	U	C6-N1-C2	-5.04	117.97	121.00
26	1H	785	G	C8-N9-C4	-5.04	104.38	106.40
26	1H	984	A	C5-C6-N6	-5.04	119.66	123.70
26	1H	1334	G	C8-N9-C4	-5.04	104.38	106.40
26	1H	2593	U	OP2-P-O3'	5.04	116.30	105.20
1	1G	23	C	C5-C6-N1	5.04	123.52	121.00
26	14	928	G	N3-C2-N2	-5.04	116.37	119.90
1	13	1327	C	C5-C6-N1	-5.04	118.48	121.00
26	1H	209	C	O5'-P-OP1	5.04	116.75	110.70
26	1H	1618	A	C5-N7-C8	-5.04	101.38	103.90
26	1H	2497	A	N1-C2-N3	5.04	131.82	129.30
26	1H	2749	A	C8-N9-C4	5.04	107.82	105.80
42	C8	28	ARG	NE-CZ-NH2	-5.04	117.78	120.30
1	13	802	A	C4-C5-N7	5.04	113.22	110.70
1	13	960	U	O4'-C1'-N1	-5.04	104.17	108.20
26	1H	576	U	OP1-P-OP2	-5.04	112.04	119.60
26	1H	1183	G	N3-C4-N9	-5.04	122.97	126.00
26	1H	1425	G	OP1-P-O3'	5.04	116.29	105.20
26	1H	1987	G	N3-C2-N2	-5.04	116.37	119.90

Continued on next page...

Continued from previous page...

Mol	Chain	Res	Type	Atoms	Z	Observed(°)	Ideal(°)
26	1H	2030	A	O4'-C1'-N9	-5.04	104.17	108.20
26	1H	2230	G	C6-C5-N7	5.04	133.43	130.40
26	1H	2464	C	C5-C4-N4	-5.04	116.67	120.20
26	1H	2574	G	N7-C8-N9	-5.04	110.58	113.10
26	14	575	A	C6-C5-N7	-5.04	128.77	132.30
26	14	1612	C	OP2-P-O3'	5.04	116.29	105.20
55	M5	50	LEU	CA-CB-CG	-5.04	103.70	115.30
26	1H	807	U	N1-C2-O2	-5.04	119.27	122.80
26	1H	1516	U	OP1-P-O3'	5.04	116.29	105.20
26	1H	1569	A	C2-N3-C4	-5.04	108.08	110.60
26	1H	2616	C	C6-N1-C2	-5.04	118.28	120.30
26	1H	2682	U	N1-C2-O2	5.04	126.33	122.80
1	1G	1486	G	C8-N9-C4	5.04	108.42	106.40
1	1G	1490	C	O5'-P-OP1	5.04	116.75	110.70
26	14	200	U	C2-N3-C4	-5.04	123.98	127.00
26	14	949	C	C2-N3-C4	-5.04	117.38	119.90
26	14	1204	A	N3-C4-C5	5.04	130.33	126.80
26	14	1396	U	C4-C5-C6	5.04	122.72	119.70
1	13	567	G	O5'-P-OP1	-5.04	101.17	105.70
26	1H	47	C	C2-N3-C4	-5.04	117.38	119.90
26	1H	265	A	O4'-C1'-N9	5.04	112.23	108.20
26	1H	704	G	N9-C4-C5	5.04	107.42	105.40
26	1H	757	U	N1-C2-N3	5.04	117.92	114.90
26	1H	807	U	OP1-P-OP2	5.04	127.16	119.60
26	1H	1359	A	O5'-P-OP2	-5.04	101.17	105.70
26	1H	1378	A	C5-N7-C8	-5.04	101.38	103.90
26	1H	1996	C	OP1-P-O3'	5.04	116.28	105.20
26	1H	2611	U	O5'-P-OP1	-5.04	101.17	105.70
26	14	12	U	C6-N1-C2	-5.04	117.98	121.00
26	14	782	A	C6-N1-C2	-5.04	115.58	118.60
26	14	1494	A	C4-C5-C6	5.04	119.52	117.00
26	14	1519	G	N3-C4-C5	-5.04	126.08	128.60
26	14	1975	G	O5'-P-OP1	5.04	116.75	110.70
26	14	2359	C	C5-C4-N4	5.04	123.73	120.20
26	14	2073	C	N3-C4-N4	5.04	121.53	118.00
1	13	50	A	N7-C8-N9	5.04	116.32	113.80
1	13	1299	A	C2-N3-C4	-5.04	108.08	110.60
26	1H	133	C	C2-N3-C4	-5.04	117.38	119.90
26	1H	217	G	N1-C2-N2	5.04	120.73	116.20
26	1H	1305	C	OP1-P-OP2	-5.04	112.05	119.60
26	1H	1542	G	C5-C6-O6	5.04	131.62	128.60
26	1H	1813	G	N7-C8-N9	-5.04	110.58	113.10

Continued on next page...

Continued from previous page...

Mol	Chain	Res	Type	Atoms	Z	Observed(°)	Ideal(°)
26	1H	2274	A	OP2-P-O3'	5.04	116.28	105.20
26	14	507	A	OP1-P-OP2	-5.04	112.05	119.60
26	14	2267	A	C4-N9-C1'	5.04	135.37	126.30
1	13	255	G	N1-C2-N2	-5.03	111.67	116.20
26	1H	378	C	N3-C2-O2	5.03	125.42	121.90
26	1H	469	G	O5'-P-OP2	5.03	116.74	110.70
26	1H	726	G	O5'-P-OP1	-5.03	101.17	105.70
26	1H	752	A	C8-N9-C4	5.03	107.81	105.80
26	1H	863	A	N7-C8-N9	-5.03	111.28	113.80
26	1H	1346	G	N3-C2-N2	5.03	123.42	119.90
26	1H	1365	A	N1-C2-N3	5.03	131.82	129.30
30	21	132	HIS	N-CA-C	5.03	124.59	111.00
26	14	332	A	N1-C2-N3	5.03	131.82	129.30
26	14	1133	U	O4'-C1'-N1	5.03	112.23	108.20
26	14	1552	G	C4-C5-N7	-5.03	108.79	110.80
26	14	1832	C	N1-C2-O2	-5.03	115.88	118.90
26	14	2057	A	C8-N9-C4	5.03	107.81	105.80
26	14	2082	A	C5-C6-N1	5.03	120.22	117.70
26	14	2688	U	C2-N3-C4	-5.03	123.98	127.00
27	1J	86	G	N1-C6-O6	5.03	122.92	119.90
26	1H	35	G	C5-C6-O6	5.03	131.62	128.60
26	1H	575	A	C5-C6-N6	-5.03	119.67	123.70
26	1H	731	C	OP1-P-OP2	-5.03	112.05	119.60
26	1H	2040	C	C6-N1-C2	5.03	122.31	120.30
26	14	1627	G	N3-C4-N9	5.03	129.02	126.00
26	1H	1677	A	OP1-P-O3'	-5.03	94.13	105.20
26	1H	1784	A	C6-N1-C2	5.03	121.62	118.60
26	1H	1827	C	C4-C5-C6	5.03	119.92	117.40
26	1H	2390	U	N1-C2-N3	5.03	117.92	114.90
26	1H	2424	C	N1-C2-N3	-5.03	115.68	119.20
1	1G	906	G	N1-C6-O6	5.03	122.92	119.90
1	1G	1199	U	C5-C4-O4	5.03	128.92	125.90
27	1J	7	G	N9-C4-C5	-5.03	103.39	105.40
1	13	769	G	OP1-P-O3'	5.03	116.26	105.20
1	13	894	G	C8-N9-C1'	5.03	133.54	127.00
1	13	1286	A	C8-N9-C4	-5.03	103.79	105.80
1	13	1363	A	C8-N9-C4	5.03	107.81	105.80
26	1H	203	C	C2-N3-C4	-5.03	117.39	119.90
26	1H	498	G	O5'-P-OP1	-5.03	101.17	105.70
26	1H	1302	A	N7-C8-N9	-5.03	111.29	113.80
26	1H	1363	C	OP2-P-O3'	5.03	116.26	105.20
26	1H	1597	A	N9-C1'-C2'	-5.03	106.47	112.00

Continued on next page...

Continued from previous page...

Mol	Chain	Res	Type	Atoms	Z	Observed(°)	Ideal(°)
26	1H	1620	G	N7-C8-N9	-5.03	110.59	113.10
26	1H	1790	C	N3-C2-O2	-5.03	118.38	121.90
26	1H	2689	U	N1-C2-N3	5.03	117.92	114.90
1	1G	697	U	O5'-P-OP2	-5.03	101.17	105.70
1	1G	884	U	O5'-P-OP2	-5.03	101.18	105.70
26	14	1751	C	N1-C2-O2	-5.03	115.88	118.90
26	14	2334	G	N7-C8-N9	-5.03	110.59	113.10
26	14	2346	A	C5-N7-C8	-5.03	101.39	103.90
1	13	892	A	C2-N3-C4	-5.03	108.09	110.60
1	13	1414	U	OP2-P-O3'	5.03	116.25	105.20
26	1H	686	G	C8-N9-C1'	-5.03	120.47	127.00
26	1H	1413	G	C8-N9-C4	-5.03	104.39	106.40
26	1H	2056	G	N3-C4-C5	-5.03	126.09	128.60
1	1G	1312	G	C8-N9-C4	-5.03	104.39	106.40
26	14	503	A	N1-C2-N3	5.03	131.81	129.30
26	14	1892	C	C6-N1-C1'	5.03	126.83	120.80
26	14	2191	G	C6-C5-N7	-5.03	127.38	130.40
26	14	2867	G	C6-C5-N7	5.03	133.41	130.40
1	13	1093	A	OP1-P-O3'	5.02	116.25	105.20
26	1H	760	G	C2-N3-C4	-5.02	109.39	111.90
1	1G	893	C	N1-C2-O2	5.02	121.91	118.90
26	14	601	C	C4-C5-C6	5.02	119.91	117.40
1	13	1511	G	C4-N9-C1'	5.02	133.03	126.50
26	1H	26	G	N3-C2-N2	5.02	123.42	119.90
26	1H	394	A	OP1-P-OP2	-5.02	112.07	119.60
26	1H	597	U	C4-C5-C6	5.02	122.71	119.70
26	1H	691	C	C4-C5-C6	5.02	119.91	117.40
26	1H	861	A	N1-C6-N6	5.02	121.61	118.60
26	1H	1265	A	OP1-P-O3'	5.02	116.25	105.20
26	1H	2084	C	C2-N3-C4	-5.02	117.39	119.90
26	1H	2709	G	O5'-P-OP1	5.02	116.73	110.70
49	J8	41	ARG	NE-CZ-NH1	5.02	122.81	120.30
1	1G	560	U	C5-C6-N1	5.02	125.21	122.70
23	2L	12	G	O4'-C1'-N9	5.02	112.22	108.20
26	14	127	A	OP2-P-O3'	-5.02	94.15	105.20
1	13	552	U	O5'-P-OP2	-5.02	101.18	105.70
1	13	1461	G	C5-C6-O6	-5.02	125.59	128.60
26	1H	1111	A	C8-N9-C4	-5.02	103.79	105.80
26	1H	1282	U	N3-C2-O2	5.02	125.71	122.20
26	1H	1978	A	N1-C2-N3	-5.02	126.79	129.30
26	1H	119	A	C4-C5-C6	5.02	119.51	117.00
26	1H	786	C	C2-N3-C4	-5.02	117.39	119.90

Continued on next page...

Continued from previous page...

Mol	Chain	Res	Type	Atoms	Z	Observed(°)	Ideal(°)
26	1H	1861	G	C8-N9-C4	5.02	108.41	106.40
26	1H	2373	G	C2-N3-C4	-5.02	109.39	111.90
26	1H	2450	A	N7-C8-N9	5.02	116.31	113.80
26	1H	2698	U	OP1-P-OP2	5.02	127.13	119.60
1	1G	117	G	C5-C6-N1	-5.02	108.99	111.50
1	1G	128	G	N3-C2-N2	-5.02	116.39	119.90
1	1G	992	U	P-O3'-C3'	5.02	125.72	119.70
26	14	415	A	OP2-P-O3'	5.02	116.24	105.20
26	14	479	A	N1-C6-N6	-5.02	115.59	118.60
26	14	1494	A	N1-C2-N3	5.02	131.81	129.30
26	14	1855	G	N3-C4-C5	-5.02	126.09	128.60
26	14	2335	A	C4-C5-N7	-5.02	108.19	110.70
26	14	2755	C	C6-N1-C1'	-5.02	114.78	120.80
26	1H	324	A	C8-N9-C4	-5.02	103.79	105.80
26	1H	1814	G	C6-C5-N7	-5.02	127.39	130.40
26	1H	1945	G	O5'-P-OP1	-5.02	101.19	105.70
26	14	1785	A	C6-C5-N7	-5.02	128.79	132.30
26	14	2596	U	C2-N3-C4	-5.02	123.99	127.00
26	1H	1361	G	C2-N3-C4	5.02	114.41	111.90
26	1H	1626	G	C2-N3-C4	-5.02	109.39	111.90
26	1H	2417	C	N1-C2-O2	-5.02	115.89	118.90
26	1H	2418	A	OP1-P-O3'	5.02	116.24	105.20
1	1G	1523	G	OP1-P-OP2	5.02	127.12	119.60
26	14	551	G	C5-C6-O6	-5.02	125.59	128.60
26	14	2578	G	N1-C2-N2	-5.02	111.69	116.20
27	1J	28	C	O4'-C1'-N1	5.02	112.21	108.20
1	13	183	G	N3-C4-N9	5.01	129.01	126.00
1	13	373	A	C2-N3-C4	5.01	113.11	110.60
26	1H	633	A	N3-C4-C5	5.01	130.31	126.80
26	1H	1361	G	C5-C6-N1	5.01	114.01	111.50
26	1H	1914	C	N3-C4-N4	-5.01	114.49	118.00
26	1H	2495	G	O5'-P-OP2	-5.01	101.19	105.70
26	1H	2546	U	C4-C5-C6	5.01	122.71	119.70
26	14	204	A	N1-C6-N6	5.01	121.61	118.60
26	14	690	G	O5'-P-OP1	-5.01	101.19	105.70
26	14	1966	A	N9-C4-C5	5.01	107.81	105.80
26	14	2678	C	N3-C2-O2	5.01	125.41	121.90
26	14	2713	A	OP2-P-O3'	5.01	116.23	105.20
1	13	700	G	N3-C2-N2	-5.01	116.39	119.90
26	1H	12	U	N3-C2-O2	-5.01	118.69	122.20
26	1H	113	G	C5-C6-O6	-5.01	125.59	128.60
26	1H	382	G	C8-N9-C4	5.01	108.41	106.40

Continued on next page...

Continued from previous page...

Mol	Chain	Res	Type	Atoms	Z	Observed(°)	Ideal(°)
26	1H	1367	A	C8-N9-C4	5.01	107.81	105.80
26	1H	1791	A	OP1-P-OP2	-5.01	112.08	119.60
26	14	149	A	OP1-P-OP2	-5.01	112.08	119.60
26	14	2441	C	C5-C4-N4	5.01	123.71	120.20
26	14	2485	G	N1-C6-O6	5.01	122.91	119.90
1	13	1329	A	C5-C6-N6	-5.01	119.69	123.70
26	1H	1700	A	C6-N1-C2	5.01	121.61	118.60
1	1G	32	A	C8-N9-C4	-5.01	103.80	105.80
1	1G	848	C	C5-C6-N1	5.01	123.50	121.00
26	14	575	A	P-O3'-C3'	-5.01	113.69	119.70
26	14	1935	G	N1-C2-N2	5.01	120.71	116.20
26	14	2287	A	C6-C5-N7	-5.01	128.79	132.30
26	14	2607	G	N3-C4-N9	5.01	129.01	126.00
1	13	1246	C	C6-N1-C2	-5.01	118.30	120.30
26	1H	120	U	O5'-P-OP1	5.01	116.71	110.70
26	1H	686	G	N1-C2-N2	-5.01	111.69	116.20
26	1H	760	G	C8-N9-C4	5.01	108.40	106.40
26	1H	1571	A	C6-N1-C2	-5.01	115.59	118.60
26	1H	1912	A	OP2-P-O3'	5.01	116.22	105.20
26	1H	2386	C	N3-C4-C5	5.01	123.90	121.90
23	2L	30	G	N3-C2-N2	5.01	123.41	119.90
26	14	141	A	C4-C5-N7	5.01	113.20	110.70
26	14	728	G	O5'-P-OP2	-5.01	101.19	105.70
26	14	1759	A	OP1-P-OP2	5.01	127.11	119.60
1	13	570	G	N3-C2-N2	-5.01	116.39	119.90
26	1H	277	C	O4'-C1'-N1	5.01	112.21	108.20
26	1H	2438	U	C2-N3-C4	-5.01	124.00	127.00
26	14	598	G	C5-C6-N1	5.01	114.00	111.50
26	14	1758	G	C8-N9-C4	5.01	108.40	106.40
26	14	2568	C	C6-N1-C2	-5.01	118.30	120.30
1	13	622	A	O5'-P-OP2	-5.01	101.19	105.70
12	3I	86	ARG	NE-CZ-NH1	-5.01	117.80	120.30
26	1H	115	C	C5-C6-N1	-5.01	118.50	121.00
26	1H	207	A	C5-C6-N6	-5.01	119.69	123.70
26	1H	835	A	O5'-P-OP2	-5.01	101.19	105.70
26	1H	921	G	C8-N9-C4	-5.01	104.40	106.40
26	1H	1117	G	N3-C4-N9	5.01	129.00	126.00
26	1H	1203	G	OP1-P-O3'	5.01	116.21	105.20
26	1H	2378	A	C2-N3-C4	-5.01	108.10	110.60
26	1H	2425	A	O5'-P-OP1	5.01	116.71	110.70
26	1H	2715	C	C5-C6-N1	-5.01	118.50	121.00
1	1G	541	G	C6-C5-N7	-5.01	127.40	130.40

Continued on next page...

Continued from previous page...

Mol	Chain	Res	Type	Atoms	Z	Observed(°)	Ideal(°)
1	1G	912	C	OP2-P-O3'	5.01	116.21	105.20
1	1G	1314	C	N3-C4-C5	-5.01	119.90	121.90
26	14	1633	G	C6-C5-N7	-5.01	127.40	130.40
26	14	2238	G	OP1-P-OP2	5.01	127.11	119.60
26	14	2820	A	P-O3'-C3'	5.01	125.71	119.70
1	13	581	G	C4-N9-C1'	5.00	133.01	126.50
26	1H	250	G	C2-N3-C4	5.00	114.40	111.90
26	1H	335	C	N3-C4-C5	-5.00	119.90	121.90
26	1H	435	C	N1-C2-O2	-5.00	115.90	118.90
26	1H	2277	G	C5-N7-C8	5.00	106.80	104.30
26	1H	2640	G	C5-C6-N1	-5.00	109.00	111.50
39	98	54	LEU	CB-CG-CD2	-5.00	102.49	111.00
26	14	606	U	OP2-P-O3'	5.00	116.21	105.20
26	14	755	C	N3-C4-N4	5.00	121.50	118.00
26	14	2008	C	OP2-P-O3'	5.00	116.21	105.20
26	14	2751	G	N3-C4-C5	-5.00	126.10	128.60
27	1J	90	C	OP2-P-O3'	5.00	116.21	105.20
1	13	47	C	O5'-P-OP1	-5.00	101.20	105.70
26	1H	145	G	N1-C2-N3	5.00	126.90	123.90
26	1H	1163	G	O5'-P-OP1	-5.00	101.20	105.70
26	1H	1346	G	C5-C6-O6	5.00	131.60	128.60
26	1H	2243	U	OP2-P-O3'	5.00	116.21	105.20
26	1H	2336	A	O5'-P-OP1	-5.00	101.20	105.70
26	1H	2690	C	C2-N3-C4	-5.00	117.40	119.90
29	11	63	ARG	NE-CZ-NH1	5.00	122.80	120.30
1	1G	27	G	N1-C6-O6	5.00	122.90	119.90
1	1G	399	G	C5-C6-O6	-5.00	125.60	128.60
1	1G	495	A	C4-C5-N7	-5.00	108.20	110.70
26	14	2490	G	N1-C2-N2	-5.00	111.70	116.20
26	14	2595	G	C4-C5-C6	-5.00	115.80	118.80
1	13	955	U	C6-N1-C2	-5.00	118.00	121.00
1	13	975	A	N7-C8-N9	5.00	116.30	113.80
1	13	1224	G	OP1-P-OP2	-5.00	112.10	119.60
26	1H	270(G)	C	C6-N1-C2	-5.00	118.30	120.30
26	1H	500	G	C4-C5-N7	-5.00	108.80	110.80
26	1H	766	C	N3-C4-N4	5.00	121.50	118.00
26	1H	1573	G	N7-C8-N9	-5.00	110.60	113.10
26	14	804	A	N7-C8-N9	-5.00	111.30	113.80
26	14	1254	A	N1-C6-N6	5.00	121.60	118.60
26	14	1635	G	C5-C6-O6	-5.00	125.60	128.60
26	14	1799	G	C5-C6-N1	-5.00	109.00	111.50
26	14	2308	G	N1-C6-O6	-5.00	116.90	119.90

Continued on next page...

Continued from previous page...

Mol	Chain	Res	Type	Atoms	Z	Observed(°)	Ideal(°)
26	14	2416	C	OP1-P-OP2	-5.00	112.10	119.60

There are no chirality outliers.

All (158) planarity outliers are listed below:

Mol	Chain	Res	Type	Group
29	11	113	VAL	Peptide
29	11	114	GLY	Peptide
29	11	122	ASP	Peptide
29	11	233	HIS	Mainchain
29	11	29	PRO	Peptide
29	11	38	LYS	Peptide
2	12	15	VAL	Peptide
2	12	19	HIS	Peptide
2	12	219	VAL	Peptide
2	12	22	LYS	Peptide
2	12	44	LEU	Peptide
35	15	124	ALA	Peptide
35	15	41	ASP	Peptide
29	19	197	GLY	Peptide
29	19	237	GLU	Peptide
29	19	27	THR	Peptide
29	19	28	GLU	Peptide
29	19	45	ASN	Mainchain
2	1E	15	VAL	Peptide
10	1I	88	LEU	Peptide
30	21	153	GLY	Peptide
30	21	186	GLY	Peptide
30	21	56	PRO	Peptide
30	21	64	LYS	Peptide
30	21	65	GLY	Peptide
30	21	66	HIS	Peptide
30	21	77	ILE	Peptide
30	21	78	LEU	Peptide
30	21	82	ARG	Peptide
30	29	115	GLY	Peptide
30	29	201	THR	Peptide
30	29	53	PRO	Peptide
30	29	61	ARG	Peptide
30	29	73	GLU	Peptide
11	2A	49	GLY	Peptide
11	2I	102	GLY	Peptide

Continued on next page...

Continued from previous page...

Mol	Chain	Res	Type	Group
4	32	152	SER	Peptide
37	35	110	TYR	Peptide
37	35	65	ARG	Peptide
37	35	70	GLN	Peptide
31	39	12	LEU	Peptide
31	39	127	GLU	Peptide
31	39	146	ALA	Peptide
31	39	166	ALA	Peptide
31	39	20	LEU	Peptide
31	39	24	LEU	Peptide
31	39	25	PRO	Peptide
31	39	26	ALA	Peptide
31	39	69	HIS	Mainchain
31	39	89	VAL	Peptide
12	3I	118	SER	Peptide
12	3I	47	LYS	Peptide
12	3I	87	GLY	Peptide
32	41	95	ARG	Peptide
38	45	135	ASP	Peptide
38	45	27	VAL	Peptide
38	45	58	PHE	Peptide
32	49	13	GLU	Peptide
32	49	36	LYS	Peptide
32	49	82	LEU	Peptide
13	4A	9	ILE	Peptide
13	4A	94	ARG	Peptide
13	4I	105	THR	Peptide
13	4I	4	ILE	Peptide
13	4I	66	LEU	Peptide
33	51	152	ARG	Peptide
33	51	156	ALA	Peptide
33	51	170	ARG	Peptide
33	51	174	GLY	Peptide
33	51	7	LEU	Peptide
39	55	106	GLY	Peptide
35	58	136	GLU	Peptide
35	58	49	GLY	Peptide
33	59	155	SER	Peptide
33	59	170	ARG	Peptide
33	59	7	LEU	Peptide
14	5A	29	ARG	Peptide
34	61	11	ASN	Peptide

Continued on next page...

Continued from previous page...

Mol	Chain	Res	Type	Group
34	61	134	PRO	Peptide
34	61	82	ARG	Peptide
40	65	53	SER	Peptide
34	69	101	LEU	Peptide
34	69	112	LYS	Peptide
34	69	142	VAL	Peptide
34	69	143	SER	Peptide
34	69	77	LEU	Peptide
28	71	178	ALA	Peptide
28	71	36	LYS	Peptide
28	71	37	PHE	Peptide
41	75	10	VAL	Peptide
37	78	11	GLY	Peptide
37	78	115	LEU	Peptide
37	78	24	GLY	Peptide
37	78	36	LYS	Peptide
37	78	70	GLN	Peptide
9	82	117	HIS	Peptide
42	85	72	HIS	Peptide
42	85	90	VAL	Peptide
42	85	98	LEU	Peptide
38	88	23	GLY	Peptide
38	88	6	ARG	Peptide
9	8E	110	GLU	Peptide
43	95	87	HIS	Peptide
39	98	44	LEU	Peptide
44	A5	43	GLY	Peptide
45	B5	24	GLY	Peptide
45	B5	61	GLY	Peptide
41	B8	12	SER	Peptide
41	B8	133	GLU	Peptide
41	B8	58	ASN	Peptide
20	BA	101	GLY	Peptide
20	BA	13	LEU	Peptide
20	BA	72	LEU	Peptide
46	C5	82	PRO	Peptide
46	C5	91	GLU	Peptide
42	C8	90	VAL	Peptide
42	C8	92	ARG	Peptide
47	D5	4	ARG	Peptide
47	D5	5	LEU	Peptide
47	D5	60	GLU	Peptide

Continued on next page...

Continued from previous page...

Mol	Chain	Res	Type	Group
47	D5	61	LEU	Peptide
47	D5	93	ASP	Peptide
43	D8	36	PRO	Peptide
43	D8	44	LYS	Peptide
43	D8	45	THR	Peptide
43	D8	48	GLY	Peptide
49	F5	82	LEU	Peptide
49	F5	89	GLU	Peptide
45	F8	2	LYS	Peptide
45	F8	3	THR	Peptide
50	G5	15	LYS	Peptide
50	G5	17	SER	Peptide
50	G5	43	GLN	Peptide
46	G8	53	PRO	Peptide
46	G8	54	LYS	Peptide
46	G8	80	GLY	Peptide
46	G8	84	ARG	Peptide
46	G8	93	GLY	Peptide
46	G8	99	CYS	Peptide
47	H8	158	PRO	Peptide
47	H8	165	VAL	Peptide
47	H8	63	ASP	Peptide
49	J8	75	GLU	Peptide
49	J8	77	ALA	Peptide
49	J8	85	LEU	Peptide
50	K8	17	SER	Peptide
50	K8	3	LEU	Peptide
50	K8	4	SER	Peptide
50	K8	46	GLN	Peptide
55	M5	40	GLU	Peptide
55	M5	51	ALA	Peptide
52	M8	37	SER	Peptide
52	M8	40	HIS	Peptide
52	M8	41	PRO	Peptide
52	M8	42	PHE	Peptide
54	P8	45	ALA	Peptide
55	Q8	30	ARG	Peptide
55	Q8	49	VAL	Peptide

5.2 Too-close contacts ⓘ

In the following table, the Non-H and H(model) columns list the number of non-hydrogen atoms and hydrogen atoms in the chain respectively. The H(added) column lists the number of hydrogen atoms added and optimized by MolProbity. The Clashes column lists the number of clashes within the asymmetric unit, whereas Symm-Clashes lists symmetry related clashes.

Mol	Chain	Non-H	H(model)	H(added)	Clashes	Symm-Clashes
1	13	32157	0	16234	821	0
1	1G	32371	0	16342	804	0
2	12	1696	0	1730	97	0
2	1E	1874	0	1926	111	0
3	22	1537	0	1603	75	0
3	2E	1605	0	1668	50	0
4	32	1702	0	1764	122	0
4	3E	1698	0	1759	98	0
5	42	1139	0	1202	51	0
5	4E	1142	0	1204	54	0
6	52	842	0	857	30	0
6	5E	837	0	852	34	0
7	62	1120	0	1167	57	0
7	6E	1242	0	1286	39	0
8	72	1107	0	1165	55	0
8	7E	1115	0	1177	60	0
9	82	953	0	983	81	0
9	8E	1000	0	1031	56	0
10	1A	646	0	662	36	0
10	1I	754	0	769	42	0
11	2A	835	0	847	32	0
11	2I	823	0	833	32	0
12	3A	956	0	1046	42	0
12	3I	956	0	1046	40	0
13	4A	893	0	946	55	0
13	4I	942	0	997	59	0
14	5A	486	0	525	38	0
14	5I	491	0	529	25	0
15	6A	729	0	768	17	0
15	6I	729	0	768	32	0
16	7A	705	0	725	23	0
16	7I	700	0	720	48	0
17	8A	823	0	891	28	0
17	8I	834	0	904	46	0
18	9A	544	0	605	31	0
18	9I	549	0	607	17	0
19	AA	481	0	468	30	0

Continued on next page...

Continued from previous page...

Mol	Chain	Non-H	H(model)	H(added)	Clashes	Symm-Clashes
19	AI	661	0	683	64	0
20	BA	762	0	861	35	0
20	BI	746	0	843	44	0
21	1B	188	0	195	10	0
21	1F	199	0	208	14	0
22	1K	1542	0	790	46	0
22	1L	1477	0	758	27	0
23	2K	1646	0	844	24	0
23	2L	1646	0	844	38	0
24	3K	1483	0	756	64	0
24	3L	1528	0	778	49	0
25	4K	464	0	231	20	0
25	4L	419	0	208	11	0
26	14	61505	0	30997	1435	0
26	1H	62204	0	31336	1594	0
27	16	2617	0	1328	73	0
27	1J	2617	0	1328	68	0
28	71	1033	0	1048	73	0
28	79	456	0	460	25	0
29	11	2120	0	2197	133	0
29	19	2125	0	2199	126	0
30	21	1558	0	1624	102	0
30	29	1563	0	1629	99	0
31	31	1585	0	1632	75	0
31	39	1602	0	1649	109	0
32	41	1457	0	1514	89	0
32	49	1468	0	1520	84	0
33	51	1328	0	1396	101	0
33	59	543	0	566	30	0
34	61	1136	0	1223	53	0
34	69	1131	0	1218	54	0
35	15	1104	0	1180	40	0
35	58	1096	0	1169	75	0
36	25	932	0	996	46	0
36	68	932	0	996	29	0
37	35	1122	0	1206	68	0
37	78	1122	0	1206	88	0
38	45	1104	0	1159	91	0
38	88	1117	0	1168	55	0
39	55	967	0	1033	56	0
39	98	967	0	1033	51	0
40	65	876	0	938	73	0

Continued on next page...

Continued from previous page...

Mol	Chain	Non-H	H(model)	H(added)	Clashes	Symm-Clashes
40	A8	881	0	943	60	0
41	75	1109	0	1170	75	0
41	B8	1124	0	1179	74	0
42	85	959	0	1019	56	0
42	C8	950	0	1011	53	0
43	95	770	0	838	44	0
43	D8	774	0	849	35	0
44	A5	886	0	948	37	0
44	E8	876	0	941	26	0
45	B5	735	0	785	37	0
45	F8	743	0	794	35	0
46	C5	794	0	886	63	0
46	G8	783	0	869	57	0
47	D5	1079	0	1088	62	0
47	H8	1365	0	1391	76	0
48	E5	603	0	620	36	0
48	I8	611	0	631	33	0
49	F5	737	0	813	41	0
49	J8	737	0	813	41	0
50	G5	576	0	625	31	0
50	K8	575	0	634	48	0
51	H5	459	0	512	9	0
51	L8	459	0	512	12	0
52	M8	376	0	374	53	0
53	J5	434	0	454	20	0
53	N8	369	0	388	19	0
54	L5	401	0	436	14	0
54	P8	401	0	436	19	0
55	M5	516	0	581	26	0
55	Q8	516	0	582	40	0
56	11	3	0	0	0	0
56	13	161	0	0	0	0
56	14	471	0	0	0	0
56	16	13	0	0	0	0
56	1G	126	0	0	0	0
56	1H	572	0	0	0	0
56	1J	11	0	0	0	0
56	1K	1	0	0	0	0
56	21	3	0	0	0	0
56	25	2	0	0	0	0
56	29	1	0	0	0	0
56	2A	1	0	0	0	0

Continued on next page...

Continued from previous page...

Mol	Chain	Non-H	H(model)	H(added)	Clashes	Symm-Clashes
56	2K	3	0	0	0	0
56	2L	3	0	0	0	0
56	32	1	0	0	0	0
56	35	3	0	0	0	0
56	39	2	0	0	0	0
56	41	2	0	0	0	0
56	42	2	0	0	0	0
56	45	2	0	0	0	0
56	4K	1	0	0	0	0
56	52	1	0	0	0	0
56	5E	1	0	0	0	0
56	5I	1	0	0	0	0
56	78	2	0	0	0	0
56	88	3	0	0	0	0
56	98	1	0	0	0	0
56	B5	1	0	0	0	0
56	E5	3	0	0	0	0
56	F8	1	0	0	0	0
56	I8	1	0	0	0	0
56	L8	1	0	0	0	0
56	M5	1	0	0	0	0
56	P8	1	0	0	0	0
56	Q8	1	0	0	0	0
57	32	8	0	0	3	0
57	3E	8	0	0	0	0
58	5A	1	0	0	0	0
58	5I	1	0	0	0	0
58	C5	1	0	0	0	0
58	G8	1	0	0	0	0
59	11	16	0	0	6	0
59	13	389	0	0	54	0
59	14	1225	0	0	216	0
59	16	35	0	0	7	0
59	19	11	0	0	3	0
59	1E	1	0	0	0	0
59	1F	2	0	0	0	0
59	1G	297	0	0	46	0
59	1H	1539	0	0	287	0
59	1I	2	0	0	0	0
59	1J	12	0	0	2	0
59	1K	8	0	0	1	0
59	1L	1	0	0	0	0

Continued on next page...

Continued from previous page...

Mol	Chain	Non-H	H(model)	H(added)	Clashes	Symm-Clashes
59	21	7	0	0	1	0
59	25	6	0	0	0	0
59	29	5	0	0	0	0
59	2A	3	0	0	0	0
59	2K	6	0	0	0	0
59	2L	6	0	0	0	0
59	31	6	0	0	0	0
59	32	2	0	0	1	0
59	35	8	0	0	1	0
59	39	7	0	0	0	0
59	3A	1	0	0	0	0
59	3E	2	0	0	0	0
59	3I	2	0	0	0	0
59	3K	1	0	0	0	0
59	41	1	0	0	0	0
59	42	1	0	0	0	0
59	45	4	0	0	0	0
59	4E	1	0	0	0	0
59	4I	2	0	0	0	0
59	4K	5	0	0	0	0
59	4L	5	0	0	0	0
59	52	4	0	0	0	0
59	55	3	0	0	4	0
59	58	2	0	0	0	0
59	5I	2	0	0	0	0
59	62	3	0	0	0	0
59	68	2	0	0	0	0
59	6A	1	0	0	0	0
59	6I	3	0	0	0	0
59	78	8	0	0	1	0
59	7A	6	0	0	0	0
59	7I	1	0	0	0	0
59	85	1	0	0	0	0
59	88	8	0	0	0	0
59	8E	3	0	0	0	0
59	95	1	0	0	0	0
59	9A	2	0	0	1	0
59	A5	1	0	0	0	0
59	B5	1	0	0	0	0
59	BA	5	0	0	0	0
59	C5	3	0	0	0	0
59	C8	4	0	0	1	0

Continued on next page...

Continued from previous page...

Mol	Chain	Non-H	H(model)	H(added)	Clashes	Symm-Clashes
59	D8	2	0	0	0	0
59	F5	1	0	0	0	0
59	F8	2	0	0	0	0
59	G8	1	0	0	0	0
59	H5	2	0	0	0	0
59	I8	7	0	0	1	0
59	J8	2	0	0	1	0
59	K8	1	0	0	0	0
59	L5	3	0	0	0	0
59	L8	3	0	0	0	0
59	M5	6	0	0	1	0
59	P8	1	0	0	0	0
59	Q8	8	0	0	1	0
All	All	297904	0	196675	8933	0

The all-atom clashscore is defined as the number of clashes found per 1000 atoms (including hydrogen atoms). The all-atom clashscore for this structure is 19.

All (8933) close contacts within the same asymmetric unit are listed below, sorted by their clash magnitude.

Atom-1	Atom-2	Interatomic distance (Å)	Clash overlap (Å)
39:55:3:HIS:NE2	59:55:201:HOH:O	1.77	1.14
49:J8:93:GLU:HG3	49:J8:94:LEU:H	1.01	1.12
26:14:730:C:OP2	59:14:3501:HOH:O	1.68	1.11
19:AI:3:ARG:HE	19:AI:9:VAL:HG11	1.10	1.10
26:14:2822:G:N7	59:14:3506:HOH:O	1.84	1.10
26:14:761:A:N7	59:14:3507:HOH:O	1.85	1.09
26:1H:810:U:OP1	59:1H:3601:HOH:O	1.69	1.09
26:1H:576:U:OP1	59:1H:3602:HOH:O	1.71	1.09
19:AI:41:VAL:HG13	19:AI:44:MET:H	1.10	1.08
26:1H:1968:G:OP1	59:1H:3603:HOH:O	1.73	1.06
19:AI:40:ILE:HG12	19:AI:41:VAL:HG23	1.36	1.05
29:11:26:LYS:HD2	29:11:29:PRO:HG3	1.37	1.05
30:21:135:HIS:NE2	59:21:401:HOH:O	1.88	1.05
26:1H:1597:A:N7	59:1H:3618:HOH:O	1.87	1.05
38:45:27:VAL:HB	38:45:28:ALA:HA	1.39	1.04
26:1H:1622:G:OP2	59:1H:3606:HOH:O	1.76	1.03
38:45:26:TYR:HD1	38:45:27:VAL:HG22	1.24	1.03
26:1H:2711:A:OP2	59:1H:3604:HOH:O	1.75	1.02
26:14:784:A:OP2	59:14:3502:HOH:O	1.77	1.02
26:1H:733:G:OP2	59:1H:3605:HOH:O	1.76	1.02

Continued on next page...

Continued from previous page...

Atom-1	Atom-2	Interatomic distance (Å)	Clash overlap (Å)
26:14:2032:G:H21	30:29:146:THR:HG23	1.21	1.01
26:1H:2056:G:N7	59:1H:3623:HOH:O	1.91	1.01
26:14:733:G:N7	59:14:3507:HOH:O	1.91	1.01
26:14:1632:A:N7	59:14:3525:HOH:O	1.93	1.01
26:1H:862:G:OP2	59:1H:3607:HOH:O	1.78	1.01
26:14:599:G:N7	59:14:3527:HOH:O	1.94	1.01
1:13:362:G:O2'	12:3I:33:ARG:NH2	1.93	1.01
49:J8:91:LYS:HA	49:J8:91:LYS:HZ3	1.26	1.00
29:11:37:LEU:HD12	29:11:37:LEU:H	1.23	1.00
26:14:2292:C:OP1	40:65:17:ARG:NH2	1.95	1.00
34:69:130:TYR:HB3	34:69:136:VAL:HG23	1.42	1.00
12:3A:47:LYS:HG3	12:3A:48:PRO:HD2	1.44	0.99
26:1H:620:G:H4'	26:1H:621:A:H5''	1.44	0.98
32:41:112:PRO:HB3	52:M8:37:SER:H	1.25	0.98
1:13:541:G:N7	59:13:1806:HOH:O	1.96	0.98
38:45:138:ASP:N	38:45:139:GLU:HA	1.74	0.98
26:1H:1359:A:N1	26:1H:1372:U:N3	2.12	0.98
33:51:2:SER:HB2	33:51:3:ARG:HD3	1.45	0.98
49:J8:93:GLU:HG3	49:J8:94:LEU:N	1.76	0.97
26:14:763:G:OP1	59:14:3503:HOH:O	1.82	0.97
26:1H:913:U:O4	59:1H:3608:HOH:O	1.81	0.97
26:14:1359:A:H62	26:14:1372:U:H3	1.04	0.97
26:14:2589:A:OP1	59:14:3502:HOH:O	1.81	0.97
38:45:26:TYR:CD1	38:45:27:VAL:HG22	2.00	0.96
26:1H:1959:G:N7	59:1H:3648:HOH:O	1.98	0.96
36:68:68:GLU:OE2	36:68:78:ARG:NH1	1.99	0.96
26:14:141:A:H8	26:14:1595:G:H21	1.13	0.96
26:1H:784:A:OP1	59:1H:3611:HOH:O	1.83	0.96
27:16:82:G:N7	59:16:302:HOH:O	1.99	0.96
17:8I:100:LYS:HG2	17:8I:101:ARG:HE	1.30	0.96
2:1E:16:HIS:HE1	2:1E:213:LEU:HD12	1.29	0.95
29:11:31:LYS:HB3	29:11:34:VAL:HG23	1.44	0.95
26:14:67:U:H3	26:14:74:A:H2	1.09	0.95
49:J8:93:GLU:CG	49:J8:94:LEU:H	1.75	0.95
26:1H:2503:A:OP1	59:1H:3602:HOH:O	1.85	0.95
26:1H:2048:G:N7	59:1H:3649:HOH:O	1.99	0.95
26:1H:574:C:OP1	59:1H:3613:HOH:O	1.85	0.95
26:14:409:C:OP1	59:14:3504:HOH:O	1.84	0.95
38:45:27:VAL:CB	38:45:28:ALA:HA	1.97	0.94
26:1H:1939:U:O2	59:1H:3612:HOH:O	1.85	0.94
26:1H:592:G:O6	59:1H:3609:HOH:O	1.82	0.94

Continued on next page...

Continued from previous page...

Atom-1	Atom-2	Interatomic distance (Å)	Clash overlap (Å)
26:1H:2592:G:OP1	59:1H:3610:HOH:O	1.82	0.94
26:14:913:U:O4	59:14:3508:HOH:O	1.85	0.94
1:13:533:A:OP1	59:13:1801:HOH:O	1.86	0.93
26:1H:731:C:OP2	59:1H:3617:HOH:O	1.87	0.93
26:1H:1253:A:N7	59:1H:3601:HOH:O	2.01	0.93
34:61:144:VAL:HG23	34:61:145:VAL:HG23	1.50	0.93
26:14:54:G:O6	59:14:3509:HOH:O	1.87	0.93
9:82:112:LYS:HA	9:82:119:ALA:HB2	1.51	0.93
48:I8:11:ARG:O	48:I8:14:ARG:NH2	2.02	0.93
26:14:194:G:OP2	59:14:3505:HOH:O	1.84	0.93
26:1H:947:G:O6	59:1H:3615:HOH:O	1.86	0.93
11:2A:29:ILE:HG22	11:2A:44:SER:HB2	1.51	0.92
26:14:900:A:H2'	26:14:901:A:H8	1.34	0.92
34:69:81:VAL:H	34:69:143:SER:HB3	1.33	0.92
29:11:35:LYS:HZ2	29:11:35:LYS:H	1.17	0.92
26:14:1771:C:HO2'	26:14:1786:A:H8	0.96	0.92
24:3L:3:G:N2	24:3L:70:C:N3	2.17	0.92
1:13:975:A:H4'	1:13:976:G:H5''	1.51	0.92
26:14:2712(A):A:OP1	59:14:3512:HOH:O	1.88	0.92
26:1H:1428:C:N3	59:1H:3657:HOH:O	2.01	0.91
33:51:170:ARG:HA	33:51:171:LEU:HB2	1.52	0.91
26:14:1762:A:N6	59:14:3549:HOH:O	2.03	0.91
26:1H:702:G:OP2	59:1H:3619:HOH:O	1.88	0.91
19:AI:41:VAL:HG13	19:AI:44:MET:N	1.84	0.91
26:14:802:A:OP1	59:14:3511:HOH:O	1.88	0.91
26:14:2821:A:OP2	59:14:3510:HOH:O	1.87	0.91
26:1H:2656:U:H3	26:1H:2665:A:H2	1.16	0.91
26:1H:1665:A:OP2	59:1H:3614:HOH:O	1.86	0.91
32:49:130:ASN:HB3	32:49:160:VAL:HA	1.52	0.91
26:1H:761:A:N7	59:1H:3666:HOH:O	2.04	0.91
1:1G:1502:A:H2	1:1G:1505:G:H1	1.17	0.91
26:1H:2781:A:H5''	26:1H:2782:G:H5'	1.53	0.91
26:1H:1689:A:H62	26:1H:1698:A:H2	1.15	0.91
37:35:39:LYS:HD2	37:35:45:LEU:HD21	1.51	0.91
26:1H:2074:U:OP1	59:1H:3616:HOH:O	1.86	0.91
19:AI:41:VAL:HG12	19:AI:42:PRO:C	1.90	0.91
26:14:2342:C:N4	59:14:3546:HOH:O	2.03	0.91
26:14:1372:U:OP2	59:14:3513:HOH:O	1.88	0.90
26:14:1774:C:OP1	59:14:3514:HOH:O	1.89	0.90
26:1H:2310:A:H62	32:41:79:ASN:HD22	1.15	0.90
26:14:879:G:O2'	26:14:898:C:N4	2.03	0.90

Continued on next page...

Continued from previous page...

Atom-1	Atom-2	Interatomic distance (Å)	Clash overlap (Å)
27:1J:80:U:H2'	27:1J:81:G:H21	1.36	0.90
1:13:750:G:OP2	59:13:1802:HOH:O	1.88	0.90
32:41:161:THR:HG22	32:41:163:ALA:H	1.36	0.90
31:39:25:PRO:HB2	31:39:27:GLU:H	1.35	0.90
26:1H:574:C:OP2	59:1H:3621:HOH:O	1.89	0.90
22:1K:34:U8U:HN3	25:4K:21:G:H22	1.19	0.90
37:78:47:ASP:OD2	37:78:50:ARG:NH2	2.05	0.90
1:1G:1191:A:OP1	3:22:3:ASN:ND2	2.05	0.90
32:49:7:LEU:HD12	32:49:104:GLU:HB2	1.54	0.90
27:1J:15:A:H3'	27:1J:16:G:H5'	1.53	0.90
26:1H:2705:A:OP2	59:1H:3620:HOH:O	1.89	0.90
22:1L:9:A:N6	22:1L:22:G:N7	2.19	0.90
26:1H:1185:C:OP2	59:1H:3622:HOH:O	1.90	0.90
47:H8:93:ASP:HB3	47:H8:131:ARG:HH21	1.35	0.90
26:1H:49:A:N7	26:1H:120:U:H5	1.70	0.90
22:1K:51:A:N1	22:1K:64:G:N2	2.19	0.90
26:1H:1525:G:H2'	26:1H:1526:G:H8	1.34	0.89
29:11:182:LEU:H	29:11:272:ALA:HB3	1.36	0.89
26:14:2608:G:N7	59:14:3560:HOH:O	2.05	0.89
4:32:33:MET:O	4:32:35:ARG:NH1	2.05	0.89
45:B5:63:LYS:H	45:B5:63:LYS:HE3	1.38	0.89
26:1H:1899:G:H1	26:1H:1902:C:H41	1.20	0.89
2:1E:84:GLU:HB3	2:1E:219:VAL:HG21	1.55	0.89
1:1G:972:C:O2'	10:1A:55:LYS:NZ	2.06	0.88
26:14:662:G:OP1	59:14:3516:HOH:O	1.90	0.88
26:14:734:A:OP2	59:14:3515:HOH:O	1.90	0.88
26:1H:2598:A:OP1	59:1H:3624:HOH:O	1.91	0.88
26:1H:2308:G:H1	26:1H:2311:A:H2	1.17	0.88
26:1H:2747:G:N7	59:1H:3676:HOH:O	2.05	0.88
1:13:768:A:OP2	59:13:1803:HOH:O	1.91	0.88
26:14:2697:G:N7	59:14:3561:HOH:O	2.05	0.88
1:13:1129:C:H1'	1:13:1146:A:H61	1.37	0.88
26:1H:592:G:H21	55:Q8:4:MET:HE1	1.37	0.88
26:1H:1771:C:HO2'	26:1H:1786:A:H8	0.91	0.88
1:13:581:G:N7	59:13:1815:HOH:O	2.06	0.88
1:13:1502:A:H2	1:13:1505:G:H1	1.19	0.88
29:19:182:LEU:H	29:19:272:ALA:HB3	1.37	0.88
26:14:674:G:OP2	59:14:3517:HOH:O	1.90	0.88
1:1G:1028:C:N3	1:1G:1033:G:N2	2.22	0.88
19:AI:3:ARG:NE	19:AI:9:VAL:HG11	1.88	0.88
41:B8:4:GLY:HA2	41:B8:7:ILE:HG12	1.56	0.88

Continued on next page...

Continued from previous page...

Atom-1	Atom-2	Interatomic distance (Å)	Clash overlap (Å)
33:51:4:ILE:HG23	33:51:6:ARG:CZ	2.04	0.88
1:13:1422:G:H5''	36:68:48:PRO:HB3	1.54	0.88
26:1H:226:G:H21	26:1H:228:A:H2	1.17	0.88
26:1H:442:G:H1'	31:31:48:THR:HG21	1.55	0.88
1:1G:1127:G:H1'	1:1G:1148:U:H3	1.39	0.88
4:3E:157:LEU:O	4:3E:161:ASN:ND2	2.07	0.87
1:13:1305:G:N2	1:13:1331:G:H2'	1.88	0.87
8:7E:87:SER:HB2	8:7E:93:VAL:HB	1.56	0.87
27:1J:101:A:N7	59:1J:301:HOH:O	2.06	0.87
17:8I:67:LYS:HA	17:8I:70:ARG:HH12	1.39	0.87
26:14:2255:G:OP2	59:14:3518:HOH:O	1.91	0.87
26:1H:1899:G:H22	26:1H:1902:C:H5	1.20	0.87
26:14:2392:A:H2	26:14:2424:C:H42	1.18	0.87
24:3L:3:G:H1	24:3L:70:C:H42	1.22	0.87
26:1H:2312:U:H5'	32:41:88:ILE:HD12	1.57	0.87
26:14:1676:A:OP2	59:14:3519:HOH:O	1.91	0.87
1:13:608:A:OP2	59:13:1804:HOH:O	1.93	0.87
1:1G:1248:A:N3	9:82:70:LYS:NZ	2.22	0.87
1:1G:78:G:H1	1:1G:91:C:H42	1.18	0.87
26:14:690:G:OP1	59:14:3524:HOH:O	1.93	0.87
26:1H:800:A:OP1	59:1H:3625:HOH:O	1.91	0.86
26:1H:1023:U:OP2	59:1H:3627:HOH:O	1.93	0.86
26:14:1622:G:OP2	59:14:3523:HOH:O	1.93	0.86
14:5A:29:ARG:HB3	14:5A:31:ARG:H	1.39	0.86
26:14:1899:G:H21	26:14:1902:C:N4	1.73	0.86
26:1H:1021:A:H62	26:1H:1141:U:H3	1.21	0.86
26:1H:1653:G:H3'	39:98:2:ARG:HG3	1.58	0.86
26:14:2822:G:OP2	59:14:3510:HOH:O	1.93	0.86
29:11:37:LEU:CD1	29:11:37:LEU:H	1.85	0.86
26:14:198:C:OP2	59:14:3526:HOH:O	1.94	0.86
26:14:205:G:OP2	59:14:3521:HOH:O	1.92	0.86
26:14:1891:G:O6	59:14:3522:HOH:O	1.93	0.86
26:1H:805:G:OP1	59:1H:3628:HOH:O	1.93	0.86
26:14:330:A:H2	26:14:1210:A:HO2'	1.23	0.86
36:68:75:SER:OG	41:B8:74:ARG:NH2	2.08	0.86
26:1H:2392:A:H2	26:1H:2424:C:H42	1.22	0.86
26:14:1890:A:OP2	59:14:3520:HOH:O	1.92	0.86
26:14:1141:U:OP2	35:15:63:THR:OG1	1.95	0.85
1:13:362:G:N7	59:13:1817:HOH:O	2.09	0.85
1:1G:426:G:OP1	4:32:36:ARG:NH2	2.07	0.85
26:1H:847:U:OP2	59:1H:3629:HOH:O	1.93	0.85

Continued on next page...

Continued from previous page...

Atom-1	Atom-2	Interatomic distance (Å)	Clash overlap (Å)
1:13:664:G:H22	1:13:741:G:H1	1.24	0.85
26:1H:607:U:H3	26:1H:621:A:H2	1.23	0.85
26:14:71:A:H2	45:B5:31:HIS:HE2	1.21	0.85
19:AI:8:GLY:HA3	19:AI:9:VAL:HG13	1.56	0.85
27:16:81:G:OP2	59:16:301:HOH:O	1.94	0.85
26:1H:1639:U:OP1	59:1H:3626:HOH:O	1.92	0.85
26:14:676:A:H8	26:14:2069:G:H21	1.24	0.85
18:9I:59:SER:HB3	18:9I:62:GLU:HB2	1.59	0.85
26:1H:1676:A:OP2	59:1H:3633:HOH:O	1.95	0.85
7:62:23:VAL:HG13	7:62:43:PHE:HE2	1.42	0.84
26:14:1418:G:N7	59:14:3583:HOH:O	2.10	0.84
33:51:168:PRO:HB2	33:51:170:ARG:CZ	2.07	0.84
26:1H:929:G:O6	59:1H:3629:HOH:O	1.95	0.84
2:1E:185:ILE:HB	2:1E:199:TYR:HB2	1.59	0.84
26:14:397:G:N7	59:14:3580:HOH:O	2.09	0.84
32:49:161:THR:HG22	32:49:163:ALA:H	1.42	0.84
2:12:40:HIS:HD2	2:12:190:THR:HG21	1.42	0.84
29:11:237:GLU:OE2	59:11:401:HOH:O	1.94	0.84
26:1H:566:U:OP1	37:78:29:LYS:NZ	2.09	0.84
42:C8:92:ARG:O	42:C8:94:ASN:N	2.10	0.84
37:35:79:ARG:HG2	37:35:110:TYR:HB2	1.59	0.84
26:14:2782:G:OP2	59:14:3529:HOH:O	1.95	0.84
38:45:135:ASP:HB2	38:45:137:TYR:H	1.43	0.84
26:14:929:G:O6	59:14:3528:HOH:O	1.94	0.84
33:51:153:LYS:HB2	33:51:155:SER:H	1.43	0.84
24:3K:76:A:H8	26:1H:2394:C:H42	1.24	0.84
30:29:81:ILE:HG22	30:29:82:ARG:H	1.43	0.84
26:1H:592:G:H21	55:Q8:4:MET:CE	1.90	0.84
26:14:1729:A:H2'	26:14:1731:G:H22	1.41	0.84
26:1H:453:C:OP1	59:1H:3632:HOH:O	1.95	0.84
41:75:2:ASN:HB3	41:75:4:GLY:HA2	1.59	0.84
26:14:761:A:OP1	59:14:3532:HOH:O	1.96	0.83
14:5A:27:CYS:O	14:5A:29:ARG:NH2	2.11	0.83
2:1E:111:ARG:HG2	2:1E:111:ARG:HH11	1.43	0.83
26:1H:732:C:OP2	59:1H:3636:HOH:O	1.96	0.83
26:14:1020:A:N6	26:14:1141:U:HO2'	1.74	0.83
28:71:64:LEU:HD21	28:71:188:ASN:HD21	1.41	0.83
24:3L:76:A:H8	26:14:2394:C:H42	1.26	0.83
26:1H:2588:G:OP1	59:1H:3611:HOH:O	1.96	0.83
46:G8:100:ALA:HB1	46:G8:101:LYS:HG3	1.60	0.83
26:1H:1434:A:H61	26:1H:1558:A:H61	1.23	0.83

Continued on next page...

Continued from previous page...

Atom-1	Atom-2	Interatomic distance (Å)	Clash overlap (Å)
26:14:1757:U:H3	26:14:1762:A:H2	1.25	0.83
40:A8:59:LYS:HG2	40:A8:60:GLY:H	1.43	0.83
27:1J:86:G:N2	27:1J:90:C:O2	2.10	0.83
26:1H:865:C:O2	59:1H:3630:HOH:O	1.94	0.83
26:14:733:G:OP2	59:14:3531:HOH:O	1.96	0.83
26:14:113:G:OP1	59:14:3530:HOH:O	1.95	0.83
26:14:1680:U:O4	59:14:3533:HOH:O	1.97	0.83
26:1H:1509:C:O2'	26:1H:1510:A:OP1	1.97	0.83
30:21:65:GLY:HA2	30:21:66:HIS:HB2	1.58	0.83
26:1H:674:G:H1'	31:31:74:ARG:HD3	1.59	0.83
51:L8:35:ARG:HB3	51:L8:37:LEU:HD21	1.60	0.83
1:1G:475:G:N7	59:1G:1816:HOH:O	2.12	0.83
8:7E:41:ARG:NH2	8:7E:123:GLU:OE1	2.12	0.83
26:1H:2487:G:O6	59:1H:3634:HOH:O	1.95	0.83
26:1H:1026:U:H1'	26:1H:1027:A:O5'	1.79	0.83
26:14:607:U:H3	26:14:621:A:H2	1.27	0.83
38:88:79:LEU:HD12	38:88:80:GLU:HG3	1.59	0.82
4:32:157:LEU:O	4:32:161:ASN:ND2	2.12	0.82
1:13:588:G:OP2	59:13:1805:HOH:O	1.94	0.82
26:14:2837:G:N7	59:14:3585:HOH:O	2.10	0.82
26:1H:2611:U:H2'	53:N8:3:LYS:HG2	1.59	0.82
50:K8:4:SER:OG	50:K8:7:ARG:N	2.12	0.82
26:14:450:G:OP2	59:14:3536:HOH:O	1.97	0.82
27:16:80:U:H2'	27:16:81:G:H21	1.42	0.82
41:75:50:ILE:HD11	41:75:102:ILE:HD11	1.61	0.82
26:14:990:A:H8	26:14:990:A:H5'	1.44	0.82
47:H8:19:ARG:NH1	47:H8:84:GLU:O	2.13	0.82
26:1H:2706:G:O6	59:1H:3631:HOH:O	1.94	0.82
26:1H:1939:U:H1'	59:1H:3612:HOH:O	1.79	0.82
31:31:66:PRO:O	31:31:67:GLN:HB3	1.79	0.82
26:1H:2501:C:OP1	59:1H:3640:HOH:O	1.97	0.82
26:1H:1678:G:H22	26:1H:1989:G:H22	1.28	0.82
26:14:2296:U:OP2	40:65:9:ARG:NH1	2.12	0.82
26:1H:1007:C:OP2	59:1H:3638:HOH:O	1.97	0.82
1:1G:542:G:OP1	4:32:10:ARG:NH2	2.12	0.82
26:1H:1627:G:OP1	59:1H:3635:HOH:O	1.96	0.82
26:14:2287:A:N6	26:14:2344:U:H3	1.78	0.82
26:14:1364:G:OP2	49:F5:2:SER:N	2.13	0.82
1:1G:1441:G:O6	59:1G:1801:HOH:O	1.97	0.82
26:1H:1049:C:N3	33:51:3:ARG:NH1	2.28	0.82
26:1H:512:G:N7	59:1H:3719:HOH:O	2.13	0.82

Continued on next page...

Continued from previous page...

Atom-1	Atom-2	Interatomic distance (Å)	Clash overlap (Å)
47:H8:165:VAL:HB	47:H8:166:SER:HA	1.62	0.82
26:1H:761:A:OP1	59:1H:3639:HOH:O	1.97	0.82
26:1H:67:U:H3	26:1H:74:A:H2	1.27	0.82
26:1H:778:G:O6	59:1H:3642:HOH:O	1.97	0.82
26:14:2024:G:O6	59:14:3534:HOH:O	1.97	0.82
30:21:101:ARG:HG2	30:21:169:ASN:OD1	1.80	0.82
26:14:78:A:N7	59:14:3596:HOH:O	2.13	0.82
26:14:907:U:O2'	38:45:101:ARG:NH2	2.12	0.82
31:39:123:LEU:O	31:39:125:LEU:N	2.13	0.82
26:1H:780:G:H21	26:1H:783:A:H62	1.26	0.81
19:AI:41:VAL:HG22	19:AI:44:MET:HB2	1.61	0.81
26:1H:2593:U:O4	59:1H:3644:HOH:O	1.98	0.81
26:1H:1453:A:OP2	59:1H:3641:HOH:O	1.97	0.81
26:14:879:G:N2	26:14:880:G:N7	2.29	0.81
1:1G:105:G:O6	59:1G:1802:HOH:O	1.98	0.81
30:29:54:GLN:HA	30:29:74:PRO:HA	1.63	0.81
9:82:5:TYR:O	9:82:87:GLN:NE2	2.13	0.81
26:1H:731:C:H5''	59:1H:3856:HOH:O	1.80	0.81
44:A5:65:LEU:HD13	44:A5:68:ARG:HD3	1.63	0.81
26:1H:818:G:OP2	59:1H:3637:HOH:O	1.97	0.81
29:11:35:LYS:HG2	29:11:35:LYS:O	1.79	0.81
26:14:2583:G:OP2	59:14:3535:HOH:O	1.97	0.81
26:1H:2762:G:N7	59:1H:3714:HOH:O	2.12	0.81
11:2I:98:LEU:O	11:2I:101:SER:OG	1.97	0.81
1:1G:411:A:H62	1:1G:413:G:H21	1.29	0.81
26:14:1314:C:OP1	59:14:3537:HOH:O	1.98	0.81
26:1H:410:G:OP2	59:1H:3651:HOH:O	1.99	0.81
12:3A:41:ARG:HB3	12:3A:41:ARG:HH11	1.43	0.81
4:3E:107:ARG:HH22	4:3E:194:LEU:HD22	1.45	0.81
26:1H:2503:A:OP1	59:1H:3643:HOH:O	1.98	0.80
38:45:27:VAL:HB	38:45:28:ALA:CA	2.11	0.80
26:1H:1021:A:H8	26:1H:1022:G:H5''	1.46	0.80
35:15:73:THR:HG22	35:15:84:LYS:HB3	1.63	0.80
26:14:2857:G:N7	59:14:3602:HOH:O	2.14	0.80
47:D5:30:ASN:HD22	47:D5:90:VAL:HB	1.46	0.80
1:1G:617:G:N7	59:1G:1817:HOH:O	2.13	0.80
31:39:66:PRO:O	31:39:67:GLN:HB3	1.79	0.80
1:1G:975:A:H4'	1:1G:976:G:H5''	1.62	0.80
26:1H:2022:U:OP1	59:1H:3647:HOH:O	1.98	0.80
26:14:2375:G:N7	59:14:3605:HOH:O	2.14	0.80
26:14:1464:C:HO2'	26:14:1528:A:H8	1.26	0.80

Continued on next page...

Continued from previous page...

Atom-1	Atom-2	Interatomic distance (Å)	Clash overlap (Å)
26:14:2022:U:OP1	59:14:3539:HOH:O	1.99	0.80
26:1H:193:U:OP1	59:1H:3645:HOH:O	1.98	0.80
29:19:260:ARG:HH12	29:19:267:SER:HB3	1.46	0.80
26:1H:259:G:H21	26:1H:621:A:H8	1.29	0.80
43:D8:65:GLY:HA3	43:D8:91:TYR:CZ	2.16	0.80
26:1H:270(X):G:O6	59:1H:3650:HOH:O	1.99	0.80
26:1H:1245:G:OP1	37:78:13:ASN:ND2	2.15	0.80
26:1H:1382:G:O6	59:1H:3646:HOH:O	1.98	0.80
26:14:958:U:OP2	38:45:14:ARG:NH1	2.13	0.80
1:13:8:A:H62	4:3E:208:SER:HB3	1.47	0.80
33:51:4:ILE:O	33:51:6:ARG:NE	2.14	0.80
26:14:1581:G:OP2	59:14:3540:HOH:O	1.99	0.80
26:1H:2502:G:N7	59:1H:3722:HOH:O	2.13	0.80
1:1G:500:G:N2	1:1G:545:C:O2	2.14	0.80
1:13:1454:G:OP1	20:BI:39:LYS:NZ	2.15	0.80
5:4E:83:GLU:HG2	5:4E:88:LYS:HG3	1.63	0.80
30:21:105:THR:OG1	30:21:199:ARG:NH2	2.14	0.80
26:1H:2315:G:OP1	32:41:36:LYS:NZ	2.14	0.80
26:1H:1228:G:OP2	42:C8:16:LYS:NZ	2.15	0.80
26:1H:1495:A:OP2	59:1H:3652:HOH:O	2.00	0.80
20:BI:73:HIS:HB3	20:BI:74:LYS:HG2	1.64	0.80
20:BI:71:THR:HG22	20:BI:72:LEU:H	1.45	0.80
2:12:75:LYS:HA	2:12:78:GLN:HB2	1.62	0.80
21:1B:8:THR:HG23	21:1B:11:GLY:H	1.46	0.80
26:1H:1827:C:C2'	26:1H:1828:G:H5'	2.11	0.79
41:B8:24:PRO:HD3	41:B8:52:ILE:HD12	1.63	0.79
41:75:64:ARG:HB2	41:75:73:GLU:HG2	1.65	0.79
27:16:8:U:N3	27:16:112:G:O6	2.09	0.79
1:13:542:G:OP1	4:3E:10:ARG:NH2	2.15	0.79
1:1G:533:A:OP1	59:1G:1805:HOH:O	2.00	0.79
26:14:1729:A:H2'	26:14:1731:G:N2	1.97	0.79
50:G5:47:ASN:O	50:G5:49:LYS:N	2.14	0.79
26:1H:991:C:OP2	59:1H:3656:HOH:O	2.01	0.79
50:K8:3:LEU:HB3	50:K8:5:GLU:H	1.47	0.79
1:13:1292:U:OP1	7:6E:41:ARG:NH2	2.14	0.79
26:14:780:G:H21	26:14:783:A:H62	1.31	0.79
29:11:35:LYS:HZ2	29:11:35:LYS:N	1.79	0.79
26:1H:2751:G:OP2	33:51:4:ILE:HD13	1.80	0.79
26:1H:2600:A:N6	59:1H:3644:HOH:O	2.14	0.79
26:1H:2032:G:H21	30:21:146:THR:HG23	1.45	0.79
26:1H:1456:G:OP2	59:1H:3658:HOH:O	2.01	0.79

Continued on next page...

Continued from previous page...

Atom-1	Atom-2	Interatomic distance (Å)	Clash overlap (Å)
26:14:1022:G:H22	26:14:1142(A):A:H2	1.30	0.79
1:13:576:G:OP1	59:13:1807:HOH:O	2.00	0.79
26:14:1970:A:OP2	59:14:3538:HOH:O	1.99	0.79
22:1K:48:C:H1'	22:1K:49:G:C8	2.17	0.79
26:14:1021:A:N6	26:14:1141:U:O2	2.16	0.79
1:1G:607:A:OP1	59:1G:1804:HOH:O	2.00	0.79
26:14:530:G:N2	59:14:3611:HOH:O	2.16	0.79
29:11:242:ARG:O	59:11:402:HOH:O	2.00	0.79
26:1H:1016:G:N7	59:1H:3723:HOH:O	2.13	0.79
26:1H:71:A:H2	45:F8:31:HIS:HE2	1.29	0.79
1:13:366:C:N3	59:13:1824:HOH:O	2.15	0.79
26:14:392:C:OP1	59:14:3504:HOH:O	2.01	0.79
2:12:22:LYS:HB3	2:12:40:HIS:HE1	1.48	0.79
1:13:601:C:H2'	1:13:602:A:H8	1.47	0.79
10:1A:51:ARG:HB2	10:1A:60:ARG:HA	1.64	0.79
1:1G:1534:A:N6	25:4L:10:G:O6	2.16	0.79
1:13:235:C:H5'	17:8I:70:ARG:HG2	1.65	0.79
26:14:1970:A:OP1	59:14:3541:HOH:O	2.00	0.79
32:49:125:PHE:HB3	32:49:166:ASP:HB2	1.64	0.79
26:1H:2035:G:OP1	59:1H:3654:HOH:O	2.00	0.78
52:M8:13:ARG:HH12	52:M8:22:ILE:HG23	1.48	0.78
1:1G:780:A:OP2	59:1G:1803:HOH:O	1.99	0.78
1:1G:1349:A:OP2	9:82:118:LYS:NZ	2.16	0.78
26:1H:2354:G:N7	59:1H:3730:HOH:O	2.14	0.78
1:1G:1321:C:H41	1:1G:1322:C:H41	1.32	0.78
27:16:42:C:O2'	32:41:67:LYS:HE3	1.84	0.78
26:1H:780:G:H21	26:1H:783:A:N6	1.79	0.78
29:11:235:GLY:O	59:11:403:HOH:O	2.01	0.78
26:14:2439:A:OP2	59:14:3542:HOH:O	2.01	0.78
5:42:142:LEU:O	5:42:143:ARG:NH1	2.16	0.78
4:32:31:CYS:HB3	57:32:302:SF4:S2	2.23	0.78
1:1G:192:U:H2'	1:1G:193:C:H6	1.47	0.78
41:B8:57:PHE:O	41:B8:58:ASN:ND2	2.17	0.78
49:F5:91:LYS:HB2	49:F5:91:LYS:NZ	1.97	0.78
26:1H:730:C:OP2	59:1H:3639:HOH:O	2.00	0.78
32:41:67:LYS:HE2	52:M8:6:HIS:CE1	2.19	0.78
24:3K:53:G:N2	24:3K:61:C:N3	2.32	0.78
38:45:27:VAL:CG2	38:45:28:ALA:HA	2.13	0.78
26:1H:2588:G:OP2	59:1H:3655:HOH:O	2.01	0.78
1:13:837:G:OP2	1:13:842:C:N4	2.17	0.78
13:4I:23:TYR:HB3	13:4I:67:GLU:HB2	1.65	0.78

Continued on next page...

Continued from previous page...

Atom-1	Atom-2	Interatomic distance (Å)	Clash overlap (Å)
26:1H:676:A:H8	26:1H:2069:G:H21	1.28	0.78
1:1G:1435:G:H2'	1:1G:1436:U:C6	2.19	0.78
26:1H:2392:A:H8	37:78:61:ARG:HB3	1.48	0.78
26:14:2035:G:OP1	59:14:3544:HOH:O	2.02	0.78
50:K8:41:ILE:HD13	50:K8:44:LEU:HG	1.66	0.78
1:13:673:G:H2'	1:13:674:G:C8	2.19	0.78
1:1G:54:C:N4	1:1G:353:A:OP2	2.17	0.78
31:31:6:VAL:N	31:31:24:LEU:O	2.17	0.78
47:D5:53:ILE:HG22	47:D5:71:VAL:HG23	1.65	0.77
40:65:30:ARG:HG3	40:65:35:ILE:HD12	1.66	0.77
26:14:730:C:H3'	59:14:4275:HOH:O	1.83	0.77
4:32:23:GLY:N	4:32:26:CYS:SG	2.53	0.77
30:21:105:THR:HG22	30:21:106:GLY:H	1.49	0.77
26:1H:2314:C:H2'	26:1H:2315:G:H8	1.49	0.77
26:1H:2400:G:H2'	26:1H:2401:U:H6	1.50	0.77
50:K8:42:GLY:O	50:K8:44:LEU:N	2.17	0.77
26:1H:1164:G:H2'	26:1H:1165:U:C6	2.19	0.77
26:14:993:G:OP1	42:85:50:ARG:NH2	2.17	0.77
1:1G:1298:C:O2'	1:1G:1299:A:OP2	2.01	0.77
26:1H:2074:U:P	59:1H:3616:HOH:O	2.42	0.77
8:7E:120:THR:H	8:7E:123:GLU:HG3	1.48	0.77
26:14:2295:C:OP1	40:65:10:ARG:NH1	2.16	0.77
26:1H:1815:A:O2'	59:1H:3653:HOH:O	2.00	0.77
1:13:1304:G:OP2	59:13:1808:HOH:O	2.02	0.77
19:AI:41:VAL:HG11	19:AI:45:VAL:HG23	1.66	0.77
33:51:149:ARG:NH1	33:51:167:GLU:OE2	2.15	0.77
2:1E:198:ASP:N	2:1E:198:ASP:OD1	2.18	0.77
1:13:1306:A:H61	1:13:1331:G:H1'	1.49	0.77
26:1H:450:G:OP2	59:1H:3659:HOH:O	2.01	0.77
26:14:602:G:HO2'	26:14:604:G:HO2'	1.26	0.77
41:75:24:PRO:HD3	41:75:52:ILE:HD12	1.65	0.77
2:12:223:ILE:HA	2:12:224:GLN:HG3	1.67	0.77
27:1J:44:G:O2'	27:1J:47:C:N4	2.18	0.77
11:2I:79:SER:HB2	11:2I:106:LYS:HD2	1.65	0.77
26:1H:2310:A:H62	32:41:79:ASN:ND2	1.83	0.77
26:1H:1525:G:H2'	26:1H:1526:G:C8	2.20	0.77
26:14:2228:G:OP1	29:19:261:LYS:NZ	2.18	0.77
37:78:45:LEU:HD12	37:78:46:LYS:H	1.49	0.77
33:51:10:PRO:HD2	33:51:50:VAL:O	1.85	0.77
1:13:812:C:N3	59:13:1828:HOH:O	2.17	0.77
26:1H:974(A):C:OP1	59:1H:3660:HOH:O	2.02	0.77

Continued on next page...

Continued from previous page...

Atom-1	Atom-2	Interatomic distance (Å)	Clash overlap (Å)
26:1H:2402:C:H1'	26:1H:2403:C:H5	1.48	0.77
26:14:2822:G:OP2	59:14:3550:HOH:O	2.03	0.77
47:H8:165:VAL:HB	47:H8:167:PRO:HD3	1.66	0.77
9:82:28:VAL:HG22	9:82:63:ILE:HB	1.67	0.77
1:1G:176:C:OP1	20:BA:29:LYS:NZ	2.17	0.77
10:1I:61:GLU:OE1	14:5I:58:LYS:NZ	2.17	0.77
1:13:1314:C:OP2	19:AI:4:SER:OG	2.02	0.77
38:45:28:ALA:HB3	38:45:105:GLU:CD	2.05	0.77
26:1H:1899:G:H1	26:1H:1902:C:N4	1.83	0.77
12:3A:70:ILE:HD13	12:3A:77:LEU:HD12	1.64	0.77
26:14:2063:C:OP1	59:14:3552:HOH:O	2.03	0.77
26:14:2789:C:O2	26:14:2894:G:N2	2.18	0.77
7:6E:15:ASP:HB3	7:6E:20:ASP:H	1.49	0.77
26:1H:326:G:N7	59:1H:3750:HOH:O	2.17	0.77
26:1H:2753:A:OP2	59:1H:3665:HOH:O	2.03	0.76
26:14:1689:A:H62	26:14:1698:A:H2	1.33	0.76
1:13:515:G:O6	59:13:1811:HOH:O	2.03	0.76
1:13:191(F):U:H2'	1:13:191:G:H8	1.48	0.76
50:K8:4:SER:HB3	50:K8:7:ARG:HG2	1.66	0.76
26:14:2304:G:N7	59:14:3620:HOH:O	2.18	0.76
26:14:1138:G:H21	35:15:106:MET:HE3	1.50	0.76
26:1H:1633:G:OP2	59:1H:3662:HOH:O	2.03	0.76
8:7E:82:HIS:NE2	8:7E:136:GLU:OE2	2.16	0.76
1:13:1297:C:OP1	13:4I:13:LYS:NZ	2.18	0.76
26:14:329:G:H1	46:C5:19:LYS:HZ3	1.31	0.76
26:14:1332:G:OP1	59:14:3537:HOH:O	2.01	0.76
52:M8:45:GLY:O	52:M8:47:GLN:NE2	2.18	0.76
26:1H:2129:C:OP2	28:7I:36:LYS:NZ	2.18	0.76
36:25:2:ILE:HD12	36:25:6:THR:HG21	1.66	0.76
24:3K:22:G:N7	24:3K:46:G:N1	2.33	0.76
1:1G:1204:A:OP1	14:5A:3:ARG:NH1	2.18	0.76
50:K8:3:LEU:HB3	50:K8:5:GLU:N	2.00	0.76
41:B8:11:GLU:HG2	41:B8:57:PHE:HD2	1.48	0.76
35:15:56:ASN:H	35:15:125:GLY:HA3	1.49	0.76
42:85:91:ASP:OD1	42:85:96:ALA:HB2	1.86	0.76
1:1G:620:C:OP1	59:1G:1806:HOH:O	2.01	0.76
1:13:1305:G:H22	1:13:1331:G:H2'	1.51	0.76
33:59:54:ARG:NH2	33:59:57:ASP:OD1	2.18	0.76
26:1H:945:A:N3	59:1H:3757:HOH:O	2.18	0.76
26:14:459:U:H5''	54:L5:40:TRP:CD2	2.19	0.76
49:J8:17:SER:OG	59:J8:101:HOH:O	2.04	0.76

Continued on next page...

Continued from previous page...

Atom-1	Atom-2	Interatomic distance (Å)	Clash overlap (Å)
26:14:1495:A:OP2	59:14:3545:HOH:O	2.02	0.76
1:13:550:G:OP1	59:13:1809:HOH:O	2.03	0.76
41:75:77:PRO:HG2	41:75:80:SER:HB3	1.66	0.76
26:14:530:G:N1	59:14:3539:HOH:O	2.18	0.76
26:1H:2001:A:H2'	26:1H:2002:G:C8	2.21	0.76
1:1G:599:C:O2	1:1G:639:G:N2	2.18	0.76
26:14:762:U:OP1	59:14:3554:HOH:O	2.04	0.76
1:13:1500:A:OP1	59:13:1812:HOH:O	2.04	0.76
2:1E:16:HIS:CD2	2:1E:214:ILE:HD11	2.21	0.76
20:BA:12:ALA:O	20:BA:15:ARG:N	2.12	0.76
1:1G:1198:G:OP2	59:1G:1807:HOH:O	2.02	0.76
26:14:948:G:O6	59:14:3547:HOH:O	2.03	0.76
34:61:110:ASP:OD1	34:61:110:ASP:N	2.19	0.76
26:1H:2111:C:N4	26:1H:2147:G:O6	2.18	0.76
26:1H:1346:G:OP2	59:1H:3664:HOH:O	2.03	0.76
9:82:112:LYS:HE3	9:82:118:LYS:H	1.51	0.76
32:41:77:ILE:HG22	32:41:82:LEU:HD12	1.66	0.76
26:1H:2502:G:OP2	59:1H:3661:HOH:O	2.03	0.76
1:13:345:C:H41	36:68:116:SER:HB2	1.51	0.76
26:14:731:C:OP2	59:14:3501:HOH:O	2.04	0.76
1:13:1130:A:O2'	9:8E:3:GLN:NE2	2.18	0.76
1:13:963:G:N2	10:1I:55:LYS:HZ1	1.84	0.76
1:1G:1238:A:H62	1:1G:1301:U:H3	1.33	0.75
11:2A:98:LEU:O	11:2A:101:SER:OG	2.05	0.75
31:31:29:ASN:H	31:31:112:MET:CE	2.00	0.75
7:62:64:GLN:O	7:62:68:ASN:ND2	2.18	0.75
11:2I:121:PRO:HG2	11:2I:126:ARG:HG2	1.68	0.75
29:19:227:ASN:OD1	59:19:301:HOH:O	2.01	0.75
31:39:103:LYS:HA	31:39:106:ARG:HG3	1.68	0.75
26:1H:375:C:OP1	59:1H:3672:HOH:O	2.04	0.75
29:19:31:LYS:NZ	29:19:33:LEU:HB3	2.01	0.75
47:H8:128:VAL:HB	47:H8:161:VAL:HG12	1.66	0.75
37:78:63:PRO:HB2	55:Q8:30:ARG:HH21	1.49	0.75
27:1J:15:A:H1'	27:1J:109:G:C8	2.21	0.75
26:1H:2287:A:C2	26:1H:2346:A:H2	2.04	0.75
39:55:20:LEU:HD21	39:55:40:LYS:HD3	1.67	0.75
31:39:157:VAL:HB	31:39:194:MET:HG3	1.68	0.75
30:29:55:ASN:O	30:29:57:LYS:N	2.16	0.75
26:14:2588:G:OP1	59:14:3551:HOH:O	2.03	0.75
5:4E:11:ILE:HD11	5:4E:31:LEU:HD13	1.66	0.75
30:21:36:ARG:NH1	30:21:85:ASN:OD1	2.19	0.75

Continued on next page...

Continued from previous page...

Atom-1	Atom-2	Interatomic distance (Å)	Clash overlap (Å)
1:1G:1497:G:H2'	1:1G:1498:U:H5'	1.65	0.75
26:1H:1951:U:O4	59:1H:3673:HOH:O	2.04	0.75
1:13:974:A:OP2	14:5I:41:ARG:NH1	2.19	0.75
1:1G:581:G:N7	59:1G:1827:HOH:O	2.18	0.75
26:1H:2352:A:OP2	59:1H:3668:HOH:O	2.04	0.75
23:2L:24:C:H2'	23:2L:25:U:H6	1.51	0.75
26:1H:1827:C:H2'	26:1H:1828:G:H5'	1.67	0.75
26:14:376:C:OP1	59:14:3559:HOH:O	2.04	0.75
26:14:1614:A:OP2	59:14:3555:HOH:O	2.04	0.75
34:69:98:ALA:HA	34:69:109:ILE:HD11	1.67	0.75
1:1G:1008:C:H42	1:1G:1021:G:H1	1.35	0.75
26:14:2148:G:H2'	26:14:2149:G:H8	1.50	0.75
50:K8:14:ARG:HB3	50:K8:15:LYS:HZ3	1.52	0.75
37:35:98:GLU:HA	37:35:101:VAL:HG12	1.69	0.75
26:14:495:G:N7	59:14:3633:HOH:O	2.20	0.75
13:4I:49:THR:HG22	13:4I:51:ALA:H	1.51	0.75
23:2K:62:C:H2'	23:2K:63:C:H6	1.51	0.75
26:1H:249:C:O2	55:Q8:12:LYS:NZ	2.20	0.75
26:1H:270(E):G:H1	26:1H:270(U):C:H42	1.33	0.75
26:1H:543:C:N4	26:1H:550:G:O6	2.17	0.75
26:14:1678:G:H22	26:14:1989:G:H22	1.32	0.75
1:13:509:A:OP2	59:13:1810:HOH:O	2.03	0.75
26:1H:2729:G:H1'	30:21:187:ALA:HB2	1.69	0.75
30:29:60:ASN:HB2	30:29:62:PRO:HD2	1.68	0.75
26:1H:1359:A:H2	26:1H:1372:U:O4	1.69	0.74
1:13:509:A:N1	59:13:1837:HOH:O	2.21	0.74
26:14:1434:A:H61	26:14:1558:A:H62	1.34	0.74
26:1H:1406:U:H2'	26:1H:1407:C:C6	2.22	0.74
26:1H:1010:A:OP2	59:1H:3670:HOH:O	2.04	0.74
26:14:2267:A:OP2	59:14:3563:HOH:O	2.05	0.74
29:11:35:LYS:NZ	29:11:35:LYS:H	1.85	0.74
55:M5:40:GLU:HA	55:M5:43:GLN:HB3	1.69	0.74
1:13:1126:U:C4	1:13:1127:G:C5	2.76	0.74
47:D5:101:PRO:HB2	47:D5:102:LEU:HB2	1.68	0.74
1:13:454:C:OP1	16:7I:75:ARG:NH2	2.20	0.74
26:1H:1607:C:H4'	26:1H:1608:A:O5'	1.87	0.74
26:14:784:A:OP1	59:14:3556:HOH:O	2.04	0.74
24:3L:15:G:H22	24:3L:48:C:H41	1.33	0.74
2:12:40:HIS:CD2	2:12:190:THR:HG21	2.23	0.74
1:1G:1162:C:H42	1:1G:1174:G:H1	1.34	0.74
15:6I:26:GLU:OE2	15:6I:77:ARG:NH1	2.20	0.74

Continued on next page...

Continued from previous page...

Atom-1	Atom-2	Interatomic distance (Å)	Clash overlap (Å)
1:13:939:G:N7	59:13:1834:HOH:O	2.20	0.74
1:13:780:A:OP2	59:13:1814:HOH:O	2.05	0.74
33:51:98:LEU:HD13	33:51:125:VAL:HG23	1.69	0.74
26:14:1653:G:H3'	39:55:2:ARG:HG2	1.70	0.74
12:3A:52:LEU:O	12:3A:54:LYS:NZ	2.21	0.74
19:AI:41:VAL:HG12	19:AI:42:PRO:CA	2.16	0.74
26:14:450:G:O6	59:14:3548:HOH:O	2.03	0.74
26:1H:802:A:OP1	59:1H:3669:HOH:O	2.04	0.74
27:16:25:A:OP1	59:16:303:HOH:O	2.05	0.74
10:1A:28:ARG:NH2	10:1A:34:VAL:O	2.21	0.74
1:13:601:C:H2'	1:13:602:A:C8	2.21	0.74
1:1G:1300:G:O2'	1:1G:1301:U:O5'	2.06	0.74
26:1H:365:C:OP2	59:1H:3667:HOH:O	2.04	0.74
1:13:438:G:H4'	4:3E:123:HIS:CD2	2.22	0.74
13:4I:15:VAL:O	13:4I:19:LEU:HD23	1.88	0.74
8:7E:121:ASP:HB2	8:7E:125:ARG:NH2	2.02	0.74
26:1H:2789:C:O2	26:1H:2894:G:N2	2.17	0.74
5:42:102:ALA:HB1	5:42:106:PRO:HG2	1.69	0.74
26:1H:2233:U:H2'	26:1H:2234:G:C8	2.22	0.74
1:13:153:C:H42	1:13:168:G:H1	1.32	0.74
26:14:94:G:H21	50:G5:47:ASN:HD22	1.35	0.74
32:41:66:GLN:OE1	32:41:98:ARG:NH1	2.21	0.74
26:14:2685:G:O6	59:14:3565:HOH:O	2.05	0.74
19:AA:66:MET:SD	19:AA:66:MET:N	2.60	0.74
26:1H:409:C:OP1	59:1H:3671:HOH:O	2.04	0.74
1:13:376:G:H5''	16:7I:5:ARG:HD2	1.70	0.74
26:14:2791:C:N4	26:14:2802:G:O6	2.20	0.74
51:L8:8:LEU:HB2	51:L8:28:LEU:HD22	1.69	0.74
26:14:1357:U:O4	59:14:3543:HOH:O	2.01	0.74
26:1H:879:G:N2	26:1H:880:G:N3	2.35	0.74
1:13:353:A:H5'	1:13:353:A:H8	1.53	0.74
1:1G:1206:G:OP1	3:22:190:ARG:NH2	2.19	0.74
26:1H:1899:G:N2	26:1H:1902:C:H5	1.85	0.74
26:1H:1164:G:H2'	26:1H:1165:U:H6	1.53	0.74
31:31:160:ASN:HD22	31:31:163:VAL:HG23	1.51	0.74
43:D8:24:LYS:HA	43:D8:92:THR:HG23	1.70	0.74
26:1H:1800:C:OP2	29:11:183:ARG:NH2	2.21	0.74
26:14:2012:G:OP1	44:A5:11:ARG:NH2	2.21	0.74
30:21:60:ASN:ND2	30:21:63:LEU:HB2	2.03	0.73
1:13:1367:C:H5'	10:1I:60:ARG:HH11	1.51	0.73
26:14:463:G:OP2	59:14:3558:HOH:O	2.04	0.73

Continued on next page...

Continued from previous page...

Atom-1	Atom-2	Interatomic distance (Å)	Clash overlap (Å)
19:AI:11:VAL:HG11	19:AI:16:LEU:HD22	1.68	0.73
24:3L:9:A:H5'	24:3L:11:C:H41	1.52	0.73
42:85:34:LYS:NZ	42:85:37:GLU:OE1	2.20	0.73
19:AA:7:LYS:HB2	19:AA:8:GLY:HA2	1.70	0.73
26:1H:942:G:O6	59:1H:3677:HOH:O	2.06	0.73
26:14:792:G:OP2	59:14:3566:HOH:O	2.05	0.73
1:13:590:C:O3'	8:7E:30:ARG:NH1	2.20	0.73
26:1H:1064:C:N4	26:1H:1070:A:OP1	2.21	0.73
39:98:107:ASP:HB3	39:98:109:ALA:H	1.52	0.73
26:14:900:A:H2'	26:14:901:A:C8	2.21	0.73
1:1G:976:G:N2	1:1G:1362(A):C:OP2	2.14	0.73
15:6I:39:LEU:HB3	15:6I:56:LEU:HD12	1.68	0.73
26:1H:1297:C:OP1	26:1H:2710:C:H4'	1.88	0.73
26:14:1268:A:OP1	59:14:3553:HOH:O	2.04	0.73
26:1H:1557:C:OP2	26:1H:1558:A:O2'	2.05	0.73
37:78:18:ARG:HG3	37:78:18:ARG:HH21	1.53	0.73
41:75:54:ARG:HA	41:75:59:THR:HB	1.70	0.73
26:1H:270(L):U:C2	34:61:50:ARG:HG2	2.22	0.73
1:13:1348:U:H3	1:13:1374:A:H2	1.35	0.73
5:42:122:GLU:O	5:42:126:ARG:NH1	2.22	0.73
2:1E:19:HIS:HE2	2:1E:206:ASP:HB2	1.54	0.73
5:42:91:LEU:HD23	5:42:120:THR:HG22	1.70	0.73
26:1H:142:G:H1'	45:F8:37:THR:HG21	1.71	0.73
52:M8:39:CYS:HB3	52:M8:41:PRO:HD2	1.71	0.73
9:82:10:ARG:HD3	9:82:11:LYS:HB2	1.70	0.73
13:4I:23:TYR:CE2	13:4I:71:ARG:HG3	2.23	0.73
26:14:2582:G:OP2	59:14:3564:HOH:O	2.05	0.73
1:13:659:U:H2'	1:13:660:G:C8	2.23	0.73
26:14:1997:G:OP2	59:14:3562:HOH:O	2.05	0.73
26:1H:393:C:OP2	59:1H:3682:HOH:O	2.07	0.73
27:1J:80:U:H2'	27:1J:81:G:N2	2.03	0.73
2:12:22:LYS:HB3	2:12:40:HIS:CE1	2.23	0.73
1:13:1347:G:H5''	9:8E:107:ARG:HB3	1.70	0.73
1:1G:278:G:OP2	17:8A:92:ARG:NH2	2.17	0.73
46:C5:97:ARG:NH1	46:C5:104:GLY:O	2.22	0.73
43:D8:16:PRO:HA	43:D8:96:ILE:HG22	1.69	0.73
26:14:1952:A:C6	36:25:22:ILE:HD11	2.22	0.73
35:58:96:GLU:O	35:58:98:VAL:N	2.20	0.73
48:E5:12:ASN:HA	48:E5:14:ARG:HH21	1.53	0.73
39:55:57:ARG:NE	39:55:59:ASP:OD1	2.17	0.73
26:1H:704:G:O6	59:1H:3681:HOH:O	2.07	0.73

Continued on next page...

Continued from previous page...

Atom-1	Atom-2	Interatomic distance (Å)	Clash overlap (Å)
29:19:37:LEU:HD12	29:19:37:LEU:H	1.53	0.73
31:31:185:ASP:OD1	31:31:188:ARG:NH1	2.21	0.73
26:14:517:C:OP1	53:J5:16:ARG:NH2	2.20	0.73
26:1H:2698:U:N3	26:1H:2709:G:O6	2.19	0.73
22:1L:76:A:H2'	26:14:2584:U:H1'	1.71	0.73
1:13:1125:U:HO2'	1:13:1126:U:H6	1.34	0.73
26:1H:135:G:O6	59:1H:3663:HOH:O	2.03	0.73
1:13:652:U:O2'	1:13:653:A:O5'	2.06	0.73
4:32:173:TRP:HB3	4:32:187:ARG:HH11	1.52	0.73
26:1H:1006:C:OP2	59:1H:3675:HOH:O	2.05	0.73
38:88:66:ILE:O	38:88:104:PHE:N	2.21	0.73
26:1H:1380:G:O6	59:1H:3683:HOH:O	2.07	0.73
26:1H:733:G:N7	59:1H:3766:HOH:O	2.19	0.73
1:13:1292:U:H2'	1:13:1293:G:H8	1.52	0.73
26:14:1434:A:H61	26:14:1558:A:N6	1.87	0.73
24:3K:6:G:N2	24:3K:67:C:O2	2.16	0.73
26:1H:176:G:O2'	26:1H:177:G:H5'	1.89	0.73
26:14:1778:U:H2'	26:14:1784:A:N6	2.03	0.73
2:12:91:PRO:HG2	2:12:155:LEU:HG	1.71	0.73
26:1H:2469:A:H2	26:1H:2481:G:H21	1.37	0.73
1:1G:1266:G:N2	1:1G:1270:C:N3	2.36	0.73
1:13:1391:U:H2'	1:13:1392:G:C8	2.24	0.73
42:85:28:ARG:NH1	42:85:38:THR:OG1	2.21	0.73
26:1H:286:C:H2'	26:1H:287:C:H6	1.54	0.73
36:25:68:GLU:OE2	36:25:78:ARG:NH1	2.22	0.73
12:3A:49:ASN:ND2	12:3A:92:ASP:OD2	2.22	0.73
30:21:171:GLU:HG2	30:21:185:LYS:HE3	1.71	0.73
50:K8:15:LYS:HZ2	50:K8:15:LYS:H	1.35	0.73
1:13:1239:A:H62	1:13:1299:A:H62	1.34	0.73
26:1H:1629:U:O4	59:1H:3685:HOH:O	2.07	0.73
26:1H:973:A:OP2	59:1H:3674:HOH:O	2.05	0.73
47:H8:108:PRO:HB2	47:H8:112:ARG:HA	1.71	0.73
26:14:1229:G:O6	59:14:3567:HOH:O	2.05	0.73
1:1G:316:G:OP2	1:1G:351:G:O2'	2.05	0.73
26:1H:2310:A:N6	32:41:79:ASN:HD22	1.87	0.72
1:13:767:A:H3'	59:13:1803:HOH:O	1.87	0.72
42:C8:88:ILE:O	42:C8:90:VAL:N	2.22	0.72
46:G8:87:LYS:HB2	46:G8:96:ILE:HD11	1.70	0.72
29:11:146:GLU:HB2	29:11:189:CYS:HB3	1.71	0.72
1:13:964:A:OP1	59:13:1813:HOH:O	2.05	0.72
3:22:87:LEU:HD12	3:22:88:ARG:HH21	1.54	0.72

Continued on next page...

Continued from previous page...

Atom-1	Atom-2	Interatomic distance (Å)	Clash overlap (Å)
26:14:2277:G:OP2	48:E5:12:ASN:ND2	2.22	0.72
26:14:89:G:H3'	26:14:90:U:H5'	1.68	0.72
26:1H:2445:G:N7	59:1H:3787:HOH:O	2.22	0.72
26:1H:773:U:OP1	59:1H:3680:HOH:O	2.07	0.72
26:1H:2275:C:H5'	26:1H:2275:C:H6	1.54	0.72
19:AI:3:ARG:HE	19:AI:9:VAL:CG1	1.98	0.72
26:1H:607:U:OP1	31:31:102:PRO:HA	1.89	0.72
26:1H:800:A:P	59:1H:3625:HOH:O	2.47	0.72
26:14:259:G:H21	26:14:621:A:H8	1.36	0.72
26:14:2713:A:OP2	59:14:3570:HOH:O	2.07	0.72
26:1H:1900:A:H5'	26:1H:1900:A:H8	1.54	0.72
13:4I:34:LEU:HD13	13:4I:41:PRO:HA	1.69	0.72
26:1H:1022:G:N2	26:1H:1023:U:O4	2.21	0.72
30:29:54:GLN:NE2	30:29:55:ASN:O	2.23	0.72
29:19:31:LYS:HZ3	29:19:33:LEU:HB3	1.55	0.72
1:13:1348:U:H4'	9:8E:120:ARG:HD2	1.71	0.72
1:1G:62:U:O4	59:1G:1808:HOH:O	2.04	0.72
26:14:876:C:H42	26:14:899:A:H62	1.33	0.72
26:1H:1061:U:H4'	26:1H:1070:A:H1'	1.71	0.72
26:1H:1138:G:H21	35:58:106:MET:HE3	1.54	0.72
3:22:152:ILE:HG12	3:22:167:TRP:HB2	1.70	0.72
26:1H:1535:U:OP2	26:1H:1538:G:N2	2.22	0.72
26:1H:2210:G:H3'	26:1H:2211:G:C5	2.23	0.72
26:14:1796:U:H2'	26:14:1797:C:C6	2.24	0.72
26:1H:424:G:N7	59:1H:3773:HOH:O	2.20	0.72
26:1H:731:C:OP1	59:1H:3684:HOH:O	2.07	0.72
8:72:120:THR:HG22	8:72:123:GLU:H	1.54	0.72
1:1G:8:A:C6	4:32:209:ARG:HB2	2.25	0.72
1:1G:448:A:P	1:1G:485:G:H22	2.13	0.72
4:32:96:LEU:HD13	4:32:139:ARG:HH12	1.55	0.72
12:3A:39:VAL:HG23	12:3A:57:LYS:HD3	1.70	0.72
47:H8:7:ALA:HB2	47:H8:59:LEU:HD22	1.72	0.72
8:72:12:ARG:HH21	8:72:27:PRO:HD3	1.53	0.72
4:32:168:ARG:NH1	4:32:169:LYS:O	2.23	0.72
26:14:731:C:OP2	59:14:3569:HOH:O	2.07	0.72
38:45:27:VAL:HG23	38:45:28:ALA:HA	1.70	0.72
32:49:39:ILE:HG12	32:49:157:ILE:HG23	1.72	0.72
3:22:18:TRP:HE3	3:22:18:TRP:H	1.37	0.72
16:7I:47:ASP:N	16:7I:47:ASP:OD1	2.20	0.72
32:41:112:PRO:CB	52:M8:37:SER:H	2.02	0.72
24:3L:52:G:H22	28:79:53:ARG:HH12	1.38	0.72

Continued on next page...

Continued from previous page...

Atom-1	Atom-2	Interatomic distance (Å)	Clash overlap (Å)
17:8I:22:LEU:HD11	17:8I:39:SER:HB3	1.71	0.72
26:1H:2879:C:OP2	59:1H:3686:HOH:O	2.07	0.72
1:13:1003:G:H1	1:13:1037:C:H42	1.38	0.72
1:1G:1345:U:OP2	59:1G:1809:HOH:O	2.06	0.72
2:12:56:ARG:O	2:12:56:ARG:NH1	2.23	0.72
26:14:1022:G:O2'	26:14:1023:U:OP2	2.08	0.71
10:1I:49:VAL:HG23	14:5I:41:ARG:HB2	1.71	0.71
2:12:91:PRO:HG3	2:12:154:LEU:HB2	1.72	0.71
15:6A:16:ALA:HB1	15:6A:21:ASP:HB3	1.71	0.71
26:1H:1055:G:O2'	26:1H:1086:A:N6	2.23	0.71
26:1H:1320:C:O2'	59:1H:3679:HOH:O	2.06	0.71
26:14:2572:A:C8	30:29:144:ARG:HD2	2.23	0.71
26:14:2698:U:O4	59:14:3577:HOH:O	2.08	0.71
38:88:109:VAL:HG13	38:88:113:GLN:HB3	1.71	0.71
1:13:976:G:N2	1:13:1362(A):C:OP2	2.21	0.71
26:1H:2061:G:H5'	59:1H:3661:HOH:O	1.89	0.71
41:B8:12:SER:HA	41:B8:14:TYR:H	1.53	0.71
1:1G:557:G:OP1	59:1G:1810:HOH:O	2.06	0.71
26:14:2256:G:N7	59:14:3653:HOH:O	2.22	0.71
2:1E:16:HIS:CE1	2:1E:213:LEU:HD12	2.19	0.71
26:14:529:A:H4'	26:14:530:G:H5'	1.71	0.71
29:19:133:LEU:HD13	29:19:173:VAL:HG11	1.72	0.71
26:1H:76:C:O2'	50:K8:62:THR:HG21	1.89	0.71
10:1I:86:MET:SD	10:1I:86:MET:N	2.63	0.71
33:59:159:GLU:O	33:59:163:TYR:OH	2.09	0.71
31:39:24:LEU:HD21	31:39:119:ARG:HB3	1.73	0.71
26:1H:868:U:O4	59:1H:3630:HOH:O	2.08	0.71
1:1G:1095:U:P	1:1G:1108:G:H1	2.12	0.71
26:14:2294:C:P	40:65:89:ARG:HH22	2.12	0.71
10:1I:40:LEU:HB2	10:1I:69:ASN:HB2	1.70	0.71
1:1G:1154:G:H2'	1:1G:1155:G:H8	1.54	0.71
26:1H:2712(A):A:OP2	59:1H:3604:HOH:O	2.08	0.71
26:1H:2751:G:N7	33:51:3:ARG:CZ	2.53	0.71
26:1H:2130:U:P	28:71:6:ARG:HH22	2.13	0.71
1:1G:826:C:O2	1:1G:874:G:N2	2.17	0.71
8:72:121:ASP:OD1	8:72:125:ARG:NH2	2.23	0.71
26:1H:2636:U:P	30:21:79:ARG:HG2	2.31	0.71
26:1H:275:G:N2	26:1H:276:A:N7	2.38	0.71
30:29:116:VAL:O	30:29:117:MET:HB3	1.88	0.71
1:13:129(A):G:H4'	1:13:130:A:H5''	1.71	0.71
26:1H:1328:G:N7	59:1H:3785:HOH:O	2.22	0.71

Continued on next page...

Continued from previous page...

Atom-1	Atom-2	Interatomic distance (Å)	Clash overlap (Å)
26:1H:963:U:OP1	59:1H:3689:HOH:O	2.08	0.71
11:2I:19:ALA:HA	11:2I:32:ILE:HG22	1.72	0.71
29:19:273:ARG:HG2	29:19:273:ARG:O	1.91	0.71
13:4I:23:TYR:HD2	13:4I:67:GLU:HA	1.55	0.71
1:1G:448:A:OP2	1:1G:485:G:N2	2.22	0.71
4:3E:83:SER:HA	4:3E:85:LYS:HZ3	1.55	0.71
4:3E:98:GLU:O	4:3E:103:ASN:ND2	2.23	0.71
4:32:15:GLU:OE1	4:32:66:ARG:NH1	2.24	0.71
1:1G:490:G:P	4:32:132:ARG:HH22	2.13	0.71
41:B8:11:GLU:HG2	41:B8:57:PHE:CD2	2.25	0.71
13:4I:107:ALA:HB3	13:4I:111:LYS:HD3	1.71	0.71
35:58:56:ASN:N	35:58:125:GLY:O	2.16	0.71
22:1K:74:C:H42	26:1H:2508:G:H5'	1.56	0.71
26:14:761:A:OP2	59:14:3574:HOH:O	2.08	0.71
26:1H:1632:A:OP2	59:1H:3688:HOH:O	2.07	0.71
45:F8:11:PRO:HB3	45:F8:92:LEU:HD21	1.73	0.71
26:14:1246:A:OP2	59:14:3571:HOH:O	2.07	0.71
27:16:7:G:H4'	40:A8:29:PHE:CD2	2.25	0.71
26:14:1020:A:N6	26:14:1141:U:O2'	2.22	0.71
23:2L:24:C:H2'	23:2L:25:U:C6	2.25	0.71
1:1G:854:G:O6	59:1G:1812:HOH:O	2.08	0.71
32:49:6:ALA:O	32:49:9:ARG:N	2.24	0.71
50:G5:4:SER:H	50:G5:6:VAL:HG13	1.55	0.71
26:1H:422:A:OP2	59:1H:3695:HOH:O	2.09	0.71
26:14:1633:G:O6	59:14:3578:HOH:O	2.09	0.71
26:1H:1332:G:H21	26:1H:1610:A:H8	1.38	0.70
26:1H:958:U:OP2	38:88:14:ARG:NH1	2.24	0.70
20:BA:51:GLU:HA	20:BA:54:LYS:HE3	1.72	0.70
14:5I:23:ARG:HD2	14:5I:28:GLY:O	1.91	0.70
26:14:452:G:OP2	59:14:3568:HOH:O	2.07	0.70
4:32:20:TYR:HD1	4:32:26:CYS:HB3	1.56	0.70
26:1H:1678:G:H22	26:1H:1989:G:N2	1.88	0.70
42:85:50:ARG:HH12	43:95:72:VAL:HG23	1.53	0.70
26:1H:1903:G:OP1	29:11:241:PRO:HB2	1.91	0.70
40:65:84:GLN:HG3	40:65:110:LEU:H	1.55	0.70
2:12:19:HIS:CE1	2:12:204:ASN:HB3	2.26	0.70
26:1H:631:A:OP2	55:Q8:47:LYS:NZ	2.24	0.70
26:1H:2787:C:O3'	30:21:61:ARG:NH2	2.25	0.70
26:14:1830:C:OP2	59:14:3576:HOH:O	2.08	0.70
33:51:56:SER:OG	33:51:57:ASP:N	2.23	0.70
26:1H:2504:U:OP2	59:1H:3690:HOH:O	2.08	0.70

Continued on next page...

Continued from previous page...

Atom-1	Atom-2	Interatomic distance (Å)	Clash overlap (Å)
40:65:106:ARG:HA	40:65:110:LEU:HD11	1.72	0.70
1:1G:1003:G:N2	1:1G:1005:A:OP1	2.23	0.70
9:8E:121:ARG:NH1	9:8E:122:ALA:O	2.24	0.70
29:11:17:THR:HG22	29:11:205:VAL:H	1.57	0.70
26:1H:141:A:H8	26:1H:1595:G:H21	1.40	0.70
26:1H:568:U:O4	59:1H:3674:HOH:O	2.09	0.70
1:1G:186(B):C:O4'	20:BA:89:ARG:NH2	2.24	0.70
1:13:200:G:N2	1:13:218:C:N3	2.39	0.70
24:3L:72:C:H3'	24:3L:73:A:H5''	1.73	0.70
26:14:161:U:H5'	26:14:171:G:H21	1.55	0.70
26:1H:2572:A:C8	30:21:144:ARG:HD3	2.27	0.70
2:1E:82:ARG:NE	2:1E:92:TYR:OH	2.24	0.70
46:C5:88:LYS:HG3	46:C5:89:PHE:H	1.56	0.70
3:2E:40:ARG:O	3:2E:44:GLU:HG2	1.91	0.70
49:J8:91:LYS:HA	49:J8:91:LYS:NZ	2.04	0.70
32:41:112:PRO:HB3	52:M8:37:SER:N	2.03	0.70
26:14:1019:U:OP1	26:14:1035:U:O2'	2.07	0.70
26:1H:1493:C:H6	26:1H:1493:C:H5''	1.56	0.70
26:1H:1449:A:H5'	26:1H:1449(A):G:OP2	1.91	0.70
26:1H:2024:G:O6	59:1H:3691:HOH:O	2.09	0.70
26:14:202:U:OP1	59:14:3582:HOH:O	2.09	0.70
8:72:87:SER:HA	8:72:93:VAL:HG23	1.74	0.70
45:B5:11:PRO:HB3	45:B5:92:LEU:HD11	1.73	0.70
1:13:458:C:H42	1:13:474:G:H1	1.39	0.70
47:D5:30:ASN:HA	47:D5:89:PHE:HE1	1.57	0.70
20:BI:75:ASN:N	20:BI:75:ASN:OD1	2.24	0.70
1:1G:353:A:H8	1:1G:353:A:H5'	1.56	0.70
34:61:110:ASP:HB2	34:61:112:LYS:HG2	1.73	0.70
26:1H:2830:G:N7	59:1H:3793:HOH:O	2.23	0.70
26:1H:273:G:O6	26:1H:364:C:N4	2.19	0.70
42:85:97:ASP:OD1	42:85:98:LEU:N	2.23	0.70
1:1G:1316:G:N2	1:1G:1319:A:O5'	2.25	0.70
29:19:44:ASN:ND2	29:19:48:ARG:O	2.24	0.70
2:1E:209:ARG:HH11	2:1E:239:VAL:HG13	1.57	0.70
26:14:71:A:OP2	26:14:71:A:H3'	1.92	0.70
41:75:5:ALA:HB1	41:75:8:LYS:HB2	1.73	0.70
1:1G:1053:G:O2'	1:1G:1199:U:OP2	2.10	0.70
26:14:1614:A:H2	59:14:4026:HOH:O	1.73	0.70
35:58:96:GLU:O	35:58:98:VAL:HG12	1.90	0.70
26:1H:2105:C:H2'	26:1H:2106:G:H8	1.55	0.70
26:14:1309:G:N7	59:14:3667:HOH:O	2.25	0.70

Continued on next page...

Continued from previous page...

Atom-1	Atom-2	Interatomic distance (Å)	Clash overlap (Å)
26:14:588:U:H2'	26:14:589:C:C6	2.26	0.70
4:32:148:VAL:O	4:32:152:SER:OG	2.09	0.70
37:78:100:LEU:HD12	37:78:105:LEU:HD12	1.74	0.70
1:1G:1251:A:H2'	1:1G:1252:A:C8	2.26	0.70
3:22:36:ASP:HA	3:22:39:ILE:HD12	1.73	0.70
26:1H:1456:G:OP2	59:1H:3700:HOH:O	2.10	0.70
20:BA:41:ILE:HD13	20:BA:87:LYS:HD2	1.74	0.70
1:1G:971:G:N2	1:1G:1363:A:OP2	2.25	0.70
26:14:2313:C:H4'	32:49:91:ARG:HG3	1.73	0.70
26:1H:1728:G:H8	26:1H:1732:A:H62	1.38	0.70
26:1H:376:C:OP2	59:1H:3693:HOH:O	2.09	0.70
26:1H:2775:A:N7	59:1H:3791:HOH:O	2.23	0.70
26:1H:1047:G:O2'	26:1H:1110:G:N2	2.24	0.70
26:1H:2500:U:O2'	59:1H:3696:HOH:O	2.09	0.70
27:16:12:C:N3	48:I8:74:ARG:NH1	2.39	0.70
26:1H:993:G:OP1	42:C8:50:ARG:NH2	2.24	0.70
1:1G:1178:G:H5''	9:82:93:ARG:NH2	2.07	0.70
46:C5:17:SER:HB2	46:C5:71:LYS:HE2	1.73	0.70
26:1H:1535:U:H5''	26:1H:1537:C:N4	2.07	0.70
26:1H:1778:U:H2'	26:1H:1784:A:N6	2.06	0.70
26:14:1782:C:OP1	59:14:3581:HOH:O	2.09	0.70
34:61:39:ALA:HB1	34:61:44:LEU:HD13	1.74	0.70
38:88:138:ASP:OD1	38:88:138:ASP:N	2.24	0.70
1:1G:1521:G:N3	59:1G:1835:HOH:O	2.23	0.70
1:1G:826:C:H5'	8:72:12:ARG:NH1	2.07	0.69
26:14:1633:G:O6	59:14:3575:HOH:O	2.08	0.69
2:12:19:HIS:HE1	2:12:207:ALA:H	1.39	0.69
1:13:1202:G:N2	14:5I:46:GLU:OE1	2.21	0.69
41:B8:26:ASP:HB2	41:B8:91:ARG:HA	1.74	0.69
31:39:178:PRO:HB2	31:39:201:VAL:HG11	1.72	0.69
53:J5:41:PRO:O	53:J5:44:THR:OG1	2.10	0.69
26:14:1679:U:O4	59:14:3572:HOH:O	2.07	0.69
26:1H:1385:G:HO2'	26:1H:1396:U:H6	1.40	0.69
1:1G:609:A:N7	59:1G:1839:HOH:O	2.25	0.69
26:1H:869:G:O6	59:1H:3698:HOH:O	2.10	0.69
36:25:115:VAL:HG13	36:25:121:VAL:HG21	1.73	0.69
1:1G:258:G:N7	59:1G:1837:HOH:O	2.24	0.69
26:14:275:G:N2	26:14:276:A:N7	2.40	0.69
1:1G:1124:G:O2'	1:1G:1145:C:N4	2.25	0.69
26:14:1582:C:HO2'	26:14:1586:A:H8	1.38	0.69
26:1H:1970:A:O5'	59:1H:3692:HOH:O	2.09	0.69

Continued on next page...

Continued from previous page...

Atom-1	Atom-2	Interatomic distance (Å)	Clash overlap (Å)
26:1H:2835:A:N3	59:1H:3809:HOH:O	2.25	0.69
7:62:93:PRO:HG2	7:62:94:ARG:HD3	1.74	0.69
51:H5:39:ASP:O	51:H5:44:ARG:NH1	2.25	0.69
31:39:46:ARG:HG2	31:39:46:ARG:HH11	1.57	0.69
27:1J:95:U:OP2	47:D5:14:LYS:NZ	2.25	0.69
1:1G:625:G:H2'	1:1G:626:U:H6	1.56	0.69
26:1H:273(F):C:H3'	26:1H:274:G:H5''	1.73	0.69
4:32:148:VAL:HG12	4:32:152:SER:HB2	1.74	0.69
26:1H:548:A:H2'	26:1H:549:G:H5'	1.73	0.69
1:13:871:U:OP1	59:13:1820:HOH:O	2.11	0.69
6:5E:26:ILE:O	6:5E:30:LEU:HD12	1.93	0.69
29:19:30:GLU:HB2	29:19:35:LYS:HE2	1.74	0.69
1:1G:980:C:N3	1:1G:1359:C:N4	2.40	0.69
7:62:62:PHE:HA	7:62:124:LEU:HD22	1.72	0.69
13:4A:13:LYS:HD3	13:4A:14:ARG:H	1.55	0.69
26:1H:1380:G:N7	59:1H:3810:HOH:O	2.26	0.69
33:51:6:ARG:HH21	33:51:7:LEU:HD11	1.56	0.69
9:82:43:ALA:HA	9:82:74:ILE:HD13	1.75	0.69
42:85:100:VAL:O	42:85:101:ARG:HG2	1.93	0.69
7:62:148:ASN:ND2	7:62:148:ASN:O	2.26	0.69
1:13:1446:A:OP1	1:13:1446:A:H4'	1.91	0.69
53:N8:41:PRO:O	53:N8:44:THR:OG1	2.10	0.69
26:14:2445:G:N7	59:14:3673:HOH:O	2.26	0.69
26:14:2269:A:OP1	59:14:3579:HOH:O	2.09	0.69
31:31:160:ASN:ND2	31:31:163:VAL:HG23	2.07	0.69
36:25:25:LEU:HD12	36:25:38:VAL:HG23	1.72	0.69
29:11:10:THR:OG1	29:11:13:ARG:HB2	1.92	0.69
40:65:43:GLU:HB2	48:E5:49:LYS:NZ	2.08	0.69
24:3K:11:C:H42	24:3K:24:G:H1	1.41	0.69
26:14:784:A:OP2	59:19:301:HOH:O	2.09	0.69
26:14:1797:C:O2'	29:19:259:THR:OG1	2.10	0.69
30:21:77:ILE:O	30:21:79:ARG:N	2.24	0.69
26:14:2378:A:H4'	40:65:23:ARG:HH11	1.58	0.69
26:1H:1833:U:OP1	59:1H:3703:HOH:O	2.10	0.69
1:13:859:A:H2'	1:13:860:A:H8	1.56	0.69
5:4E:126:ARG:HH11	5:4E:126:ARG:HG3	1.57	0.69
24:3K:33:U:H2'	24:3K:34:U:H2'	1.75	0.69
38:45:57:HIS:NE2	38:45:116:GLU:HG2	2.07	0.69
26:1H:1314:C:OP1	59:1H:3708:HOH:O	2.11	0.69
26:1H:2588:G:OP2	59:1H:3699:HOH:O	2.10	0.69
29:11:182:LEU:N	29:11:272:ALA:HB3	2.07	0.69

Continued on next page...

Continued from previous page...

Atom-1	Atom-2	Interatomic distance (Å)	Clash overlap (Å)
1:13:1124:G:H5''	10:1I:35:SER:HB2	1.73	0.69
1:13:377:G:OP1	16:7I:3:LYS:NZ	2.22	0.69
1:13:262:A:H2'	1:13:263:A:C8	2.28	0.69
1:1G:492:G:O6	59:1G:1811:HOH:O	2.06	0.69
2:1E:192:SER:OG	2:1E:193:ASP:N	2.25	0.69
32:49:101:ILE:HB	32:49:105:LYS:HE3	1.75	0.69
26:1H:1479:G:O6	26:1H:1510:A:N6	2.26	0.69
49:F5:89:GLU:N	49:F5:89:GLU:OE1	2.26	0.69
26:1H:1534:G:H21	26:1H:1538:G:N2	1.90	0.69
1:13:67:C:H2'	1:13:68:G:C8	2.28	0.69
26:1H:2379:G:O2'	40:A8:17:ARG:NH1	2.26	0.69
26:14:2592:G:N7	59:14:3670:HOH:O	2.25	0.69
50:K8:47:ASN:O	50:K8:49:LYS:N	2.25	0.69
53:N8:40:LYS:HD3	53:N8:46:CYS:HA	1.75	0.69
34:61:73:GLU:HG3	34:61:136:VAL:HG23	1.75	0.69
39:98:78:LYS:O	39:98:83:ILE:HG13	1.92	0.69
1:1G:235:C:H5'	17:8A:70:ARG:HG2	1.74	0.69
39:55:33:ARG:HB2	39:55:115:GLU:HB3	1.75	0.69
1:1G:1110:A:OP2	59:1G:1813:HOH:O	2.10	0.69
1:13:417:C:H2'	1:13:418:C:H6	1.58	0.69
31:31:129:PHE:HA	31:31:142:TRP:NE1	2.08	0.69
26:1H:1496:A:H8	26:1H:1577:C:HO2'	1.39	0.69
26:14:2273:A:H2'	26:14:2274:A:C8	2.28	0.69
5:4E:142:LEU:O	5:4E:143:ARG:NH1	2.24	0.69
1:13:362:G:OP2	59:13:1819:HOH:O	2.10	0.69
1:1G:1288:A:O2'	21:1B:10:ARG:NH2	2.26	0.69
31:39:49:ALA:O	31:39:92:PRO:HB2	1.92	0.69
1:13:510:A:OP2	4:3E:49:ARG:NH2	2.21	0.69
16:7I:53:VAL:HG13	16:7I:79:VAL:HG22	1.75	0.69
26:1H:1316:U:H2'	26:1H:1317:A:H8	1.57	0.69
1:13:1286:A:C8	1:13:1287:A:H4'	2.28	0.69
26:1H:2749:A:OP2	33:51:4:ILE:HD11	1.93	0.69
34:69:81:VAL:H	34:69:143:SER:CB	2.05	0.69
37:78:39:LYS:HG3	37:78:45:LEU:HD23	1.73	0.69
39:55:32:GLY:HA2	39:55:116:LEU:HD12	1.75	0.69
27:1J:51:G:OP2	40:65:59:LYS:NZ	2.26	0.69
26:1H:1190:G:N7	59:1H:3812:HOH:O	2.26	0.69
26:14:491:G:H2'	26:14:492:A:C8	2.28	0.69
1:1G:842:C:O2'	1:1G:848:C:N3	2.25	0.69
38:88:58:PHE:O	38:88:61:GLY:N	2.25	0.69
1:13:392:G:H5'	16:7I:12:LYS:HE3	1.75	0.68

Continued on next page...

Continued from previous page...

Atom-1	Atom-2	Interatomic distance (Å)	Clash overlap (Å)
22:1L:73:A:H3'	22:1L:73:A:N3	2.08	0.68
26:1H:1019:U:HO2'	26:1H:1021:A:H2	1.40	0.68
1:1G:983:A:N1	1:1G:1222:G:N2	2.41	0.68
1:1G:1321:C:H41	1:1G:1322:C:N4	1.89	0.68
2:1E:60:ASP:O	2:1E:64:ARG:NE	2.27	0.68
26:1H:734:A:OP2	59:1H:3711:HOH:O	2.11	0.68
40:A8:32:LEU:O	40:A8:62:LYS:NZ	2.24	0.68
26:14:1957:C:OP1	59:14:3588:HOH:O	2.11	0.68
11:2A:86:GLY:N	11:2A:112:THR:OG1	2.23	0.68
48:E5:32:ARG:O	48:E5:34:GLY:N	2.23	0.68
34:69:104:GLN:OE1	34:69:105:HIS:ND1	2.26	0.68
26:1H:131:G:OP1	59:1H:3697:HOH:O	2.09	0.68
19:AI:41:VAL:HG11	19:AI:45:VAL:H	1.58	0.68
26:1H:1113:U:OP1	33:51:2:SER:N	2.26	0.68
34:69:101:LEU:HB2	34:69:105:HIS:HB2	1.73	0.68
13:4I:3:ARG:HD2	52:M8:34:GLU:OE2	1.93	0.68
1:13:1223:C:P	19:AI:78:ARG:HH12	2.16	0.68
34:69:59:ALA:HA	34:69:62:LYS:HG2	1.74	0.68
52:M8:16:CYS:SG	52:M8:36:CYS:HB3	2.34	0.68
26:14:275:G:O2'	26:14:276:A:O4'	2.09	0.68
27:1J:52:A:H62	40:65:33:LYS:HG3	1.56	0.68
26:1H:131:G:OP1	59:1H:3701:HOH:O	2.10	0.68
26:1H:871:U:P	38:88:5:ARG:HE	2.16	0.68
26:14:2720:U:H3	26:14:2873:A:H2	1.41	0.68
26:14:1056:G:H1'	26:14:1103:A:H61	1.58	0.68
30:21:9:VAL:HG13	41:B8:3:ARG:HG3	1.76	0.68
13:4A:96:LEU:HD22	13:4A:97:PRO:HD2	1.75	0.68
1:13:980:C:O2	59:13:1816:HOH:O	2.08	0.68
26:1H:952:G:H5''	26:1H:953:A:OP2	1.94	0.68
26:1H:2629:A:OP1	26:1H:2629:A:H4'	1.94	0.68
26:14:1533:C:H3'	26:14:1534:G:H4'	1.75	0.68
19:AI:40:ILE:HG12	19:AI:41:VAL:CG2	2.19	0.68
26:1H:1816:G:OP2	59:1H:3715:HOH:O	2.12	0.68
12:3A:47:LYS:HG3	12:3A:48:PRO:CD	2.22	0.68
37:78:13:ASN:O	37:78:15:ARG:N	2.27	0.68
26:14:783:A:OP2	59:14:3587:HOH:O	2.11	0.68
26:14:2588:G:OP2	59:14:3589:HOH:O	2.12	0.68
26:1H:1535:U:O4	26:1H:1538:G:O2'	2.11	0.68
13:4I:58:GLU:O	13:4I:62:ASN:ND2	2.21	0.68
26:1H:1174:A:H1'	26:1H:1178:C:N4	2.08	0.68
1:13:1118:C:H1'	1:13:1179:A:C4	2.29	0.68

Continued on next page...

Continued from previous page...

Atom-1	Atom-2	Interatomic distance (Å)	Clash overlap (Å)
31:39:133:ASN:HA	31:39:162:LEU:HD23	1.75	0.68
26:1H:2058:A:OP1	59:1H:3712:HOH:O	2.11	0.68
26:1H:2801:A:H2'	26:1H:2802:G:O4'	1.92	0.68
26:14:249:C:OP1	59:14:3584:HOH:O	2.10	0.68
26:1H:2362:G:OP1	55:Q8:44:LYS:NZ	2.25	0.68
34:61:72:LEU:HD11	34:61:107:VAL:HG11	1.76	0.68
26:1H:2751:G:H5'	33:51:4:ILE:CD1	2.24	0.68
1:13:1279:A:O2'	1:13:1281:U:OP2	2.11	0.68
1:13:5:U:H3	4:3E:85:LYS:HB3	1.58	0.68
9:8E:43:ALA:HA	9:8E:74:ILE:HD13	1.75	0.68
30:29:167:VAL:HG22	30:29:170:LEU:HD11	1.76	0.68
26:1H:1156:A:OP2	59:1H:3702:HOH:O	2.10	0.68
1:13:524:G:H2'	1:13:525:C:C6	2.28	0.68
7:62:113:GLU:HB2	7:62:119:ARG:HG2	1.76	0.68
25:4K:23:A:O2'	25:4K:24:A:N7	2.24	0.68
26:1H:1332:G:OP1	59:1H:3708:HOH:O	2.12	0.68
22:1L:22:G:OP1	22:1L:48:C:N4	2.26	0.68
26:14:2124:G:H2'	28:79:42:GLU:HG2	1.75	0.68
26:14:1332:G:H5'	26:14:1332:G:C8	2.29	0.68
1:1G:1238:A:N3	1:1G:1241:G:O2'	2.22	0.68
24:3K:9:A:H3'	24:3K:10:G:C8	2.29	0.68
26:14:1382:G:N7	59:14:3677:HOH:O	2.26	0.68
26:1H:2419:U:O4	59:1H:3704:HOH:O	2.10	0.68
26:14:1794:U:H2'	26:14:1795:C:H6	1.59	0.68
26:1H:860:U:H5	26:1H:917:A:C2	2.12	0.68
26:1H:674:G:C1'	31:31:74:ARG:HD3	2.24	0.68
1:1G:976:G:OP1	14:5A:32:SER:N	2.24	0.68
26:14:1817:G:OP1	29:19:88:ARG:NH2	2.27	0.68
1:13:624:C:O3'	16:7I:10:GLY:HA2	1.93	0.68
26:14:2370:G:O6	59:14:3573:HOH:O	2.08	0.68
1:13:1263:C:H2'	1:13:1264:C:H6	1.57	0.68
31:39:122:LYS:HD2	31:39:191:ARG:HE	1.58	0.68
13:4I:82:MET:O	13:4I:84:ILE:N	2.26	0.68
26:14:1359:A:N6	26:14:1372:U:H3	1.86	0.68
26:14:195:A:N7	59:14:3526:HOH:O	2.26	0.68
25:4K:24:A:H2'	25:4K:25:A:C8	2.28	0.68
2:12:121:LEU:HD23	2:12:126:GLU:HG2	1.75	0.68
13:4A:66:LEU:HA	13:4A:70:LEU:HB2	1.75	0.68
27:16:101:A:OP2	59:16:304:HOH:O	2.11	0.68
26:1H:587:C:OP2	37:78:21:ARG:NH2	2.27	0.68
26:1H:322:A:H5'	26:1H:340:A:H1'	1.76	0.68

Continued on next page...

Continued from previous page...

Atom-1	Atom-2	Interatomic distance (Å)	Clash overlap (Å)
9:8E:28:VAL:HG22	9:8E:63:ILE:HB	1.74	0.68
26:1H:731:C:OP2	59:1H:3639:HOH:O	2.12	0.67
30:29:91:VAL:HB	30:29:95:ILE:HD11	1.76	0.67
26:1H:2137:C:O2	26:1H:2155:G:N1	2.27	0.67
34:61:110:ASP:HB2	34:61:112:LYS:H	1.57	0.67
26:1H:1324:G:O6	59:1H:3678:HOH:O	2.06	0.67
26:1H:1980:G:O2'	26:1H:1982:C:OP2	2.12	0.67
32:41:16:ARG:O	32:41:20:ILE:HG13	1.94	0.67
26:14:736:C:OP1	59:14:3586:HOH:O	2.11	0.67
29:19:238:GLY:O	59:19:302:HOH:O	2.10	0.67
38:88:6:ARG:HG3	38:88:7:MET:H	1.59	0.67
10:1A:80:LYS:O	10:1A:84:GLN:NE2	2.27	0.67
55:M5:22:VAL:O	55:M5:50:LEU:HB3	1.94	0.67
26:14:1412:A:H2'	26:14:1413:G:C8	2.28	0.67
26:1H:2836:U:H2'	26:1H:2837:G:C8	2.30	0.67
26:1H:2548:G:O6	59:1H:3705:HOH:O	2.11	0.67
26:14:273(F):C:H3'	26:14:274:G:H5''	1.75	0.67
1:1G:192:U:O4'	20:BA:103:GLY:HA2	1.94	0.67
26:1H:915:C:O3'	59:1H:3706:HOH:O	2.11	0.67
1:13:407:G:O4'	4:3E:119:GLN:NE2	2.27	0.67
10:1A:44:VAL:HG13	10:1A:66:ARG:HB3	1.76	0.67
7:6E:27:ILE:HA	7:6E:30:ILE:HD12	1.76	0.67
2:12:178:ARG:HH12	8:72:68:ARG:HH22	1.41	0.67
26:1H:83:G:N7	59:1H:3805:HOH:O	2.25	0.67
33:51:86:GLU:CD	33:51:86:GLU:H	1.93	0.67
1:1G:1348:U:H3	1:1G:1374:A:H2	1.38	0.67
4:32:18:LYS:NZ	4:32:31:CYS:HB2	2.08	0.67
46:C5:42:VAL:HG13	46:C5:65:ALA:HB3	1.74	0.67
26:1H:848:G:H2'	26:1H:849:A:C8	2.29	0.67
1:13:1149:C:H2'	1:13:1150:U:C6	2.30	0.67
26:1H:2469:A:N6	26:1H:2481:G:O2'	2.27	0.67
26:1H:1823:G:N7	59:1H:3819:HOH:O	2.27	0.67
26:14:2032:G:H21	30:29:146:THR:CG2	2.04	0.67
10:1A:26:ALA:HB1	10:1A:84:GLN:HG2	1.75	0.67
26:1H:1813:G:OP1	59:1H:3710:HOH:O	2.11	0.67
26:14:1681:G:N3	59:14:3684:HOH:O	2.27	0.67
26:1H:2070:G:OP1	59:1H:3707:HOH:O	2.11	0.67
1:13:737:A:H2'	1:13:738:C:C6	2.29	0.67
26:1H:867:C:N4	59:1H:3630:HOH:O	2.16	0.67
31:39:192:LEU:HD13	31:39:194:MET:HE1	1.74	0.67
1:13:1292:U:H2'	1:13:1293:G:C8	2.29	0.67

Continued on next page...

Continued from previous page...

Atom-1	Atom-2	Interatomic distance (Å)	Clash overlap (Å)
1:1G:1174:G:H2'	1:1G:1175:G:H8	1.58	0.67
24:3K:35:U:H3	25:4K:14:A:N6	1.92	0.67
8:7E:21:LYS:O	8:7E:65:TYR:OH	2.11	0.67
29:19:69:ARG:NH2	29:19:128:GLY:O	2.27	0.67
2:1E:43:ASP:HB3	2:1E:46:LYS:HD2	1.77	0.67
46:G8:85:VAL:HG23	46:G8:96:ILE:HB	1.77	0.67
1:13:453:A:H4'	16:7I:72:ARG:HB2	1.74	0.67
26:14:486:C:O2'	44:A5:60:ASN:OD1	2.12	0.67
26:14:2238:G:N7	59:14:3679:HOH:O	2.27	0.67
1:1G:766:A:OP2	59:1G:1815:HOH:O	2.12	0.67
33:59:72:ILE:HA	33:59:75:ALA:HB3	1.77	0.67
26:1H:2588:G:OP1	59:1H:3717:HOH:O	2.12	0.67
26:1H:1639:U:O2'	26:1H:1640:C:H5''	1.95	0.67
1:1G:617:G:OP2	59:1G:1814:HOH:O	2.11	0.67
37:78:63:PRO:HG2	55:Q8:25:MET:HB2	1.77	0.67
22:1K:6:G:N2	22:1K:67:C:O2'	2.28	0.67
28:79:57:ASN:OD1	28:79:165:ASN:ND2	2.28	0.67
5:4E:45:PHE:CE2	5:4E:47:LYS:HD2	2.30	0.67
26:1H:760:G:OP2	59:1H:3720:HOH:O	2.13	0.67
27:16:75:G:H21	47:H8:85:HIS:CE1	2.13	0.67
26:1H:220:G:O6	59:1H:3709:HOH:O	2.11	0.67
26:1H:1633:G:O6	59:1H:3687:HOH:O	2.07	0.67
43:95:5:VAL:HG11	43:95:57:VAL:HG11	1.76	0.67
1:13:163:C:O2'	1:13:164:U:O4'	2.12	0.67
37:78:59:LEU:HB2	55:Q8:58:ILE:HD11	1.76	0.67
31:39:102:PRO:HB2	31:39:105:VAL:HG23	1.77	0.67
26:14:2287:A:C2	26:14:2346:A:H2	2.13	0.67
37:35:105:LEU:O	37:35:106:LEU:HB3	1.95	0.67
13:4A:13:LYS:HD3	13:4A:14:ARG:N	2.10	0.67
7:62:87:VAL:HG23	7:62:148:ASN:HA	1.77	0.67
37:35:122:PRO:HB3	37:35:141:ALA:HB1	1.75	0.67
39:55:81:ASP:O	39:55:82:GLU:HB3	1.93	0.67
30:21:82:ARG:O	30:21:84:PHE:N	2.27	0.67
26:14:2057:A:OP2	59:14:3595:HOH:O	2.13	0.67
26:14:2444:G:OP2	31:39:68:LYS:NZ	2.21	0.67
1:13:875:C:O2'	8:7E:14:ARG:NH1	2.28	0.67
26:1H:1569:A:O2'	29:11:37:LEU:HD23	1.95	0.67
26:14:2880:C:H1'	39:55:92:GLY:HA3	1.77	0.67
17:8A:6:LEU:HD22	17:8A:23:VAL:HG11	1.77	0.67
46:C5:74:PRO:HG2	46:C5:82:PRO:HG2	1.77	0.67
3:22:20:SER:HB2	3:22:40:ARG:HH22	1.60	0.67

Continued on next page...

Continued from previous page...

Atom-1	Atom-2	Interatomic distance (Å)	Clash overlap (Å)
39:98:50:HIS:CE1	39:98:54:LEU:HD21	2.30	0.67
26:1H:1165:U:H2'	26:1H:1166:C:C6	2.30	0.66
31:31:184:TYR:O	31:31:188:ARG:HG3	1.95	0.66
26:1H:1174:A:H1'	26:1H:1178:C:H42	1.60	0.66
26:1H:2308:G:N1	26:1H:2311:A:H2	1.91	0.66
26:14:2392:A:H2	26:14:2424:C:N4	1.91	0.66
1:13:1290:G:O3'	7:6E:37:ASN:ND2	2.28	0.66
32:41:67:LYS:HE2	52:M8:6:HIS:HE1	1.60	0.66
26:1H:2131:G:H1'	26:1H:2158:A:C6	2.31	0.66
26:1H:968:G:O6	59:1H:3713:HOH:O	2.11	0.66
1:1G:673:G:H2'	1:1G:674:G:C8	2.30	0.66
38:88:24:GLY:O	38:88:25:ASP:HB3	1.96	0.66
5:4E:91:LEU:HD12	5:4E:120:THR:HG22	1.78	0.66
40:A8:38:GLN:HG2	40:A8:47:THR:HG21	1.77	0.66
16:7A:21:VAL:HG22	16:7A:33:ILE:HB	1.77	0.66
4:3E:141:ARG:HB2	4:3E:141:ARG:HH11	1.58	0.66
23:2K:9:G:N2	23:2K:47:G7M:OP2	2.27	0.66
26:14:270(Y):G:N7	59:14:3682:HOH:O	2.27	0.66
26:1H:1021:A:C8	26:1H:1022:G:H5''	2.29	0.66
26:14:1019:U:H2'	26:14:1020:A:H8	1.60	0.66
26:14:953:A:OP2	38:45:16:ARG:HD3	1.96	0.66
24:3L:8:U:O2'	24:3L:48:C:O2	2.13	0.66
26:1H:2815:C:H5'	53:N8:29:THR:HG21	1.77	0.66
2:1E:212:GLN:NE2	2:1E:216:SER:OG	2.26	0.66
16:7I:4:ILE:HD12	16:7I:66:PRO:HD3	1.77	0.66
26:1H:320:A:OP1	31:31:135:LYS:NZ	2.29	0.66
4:32:28:SER:HB2	4:32:29:PRO:HA	1.77	0.66
1:13:1304:G:OP2	59:13:1823:HOH:O	2.14	0.66
26:1H:880:G:H1	26:1H:897:C:H42	1.43	0.66
26:1H:1785:A:OP2	59:1H:3721:HOH:O	2.13	0.66
1:13:870:U:O2'	59:13:1822:HOH:O	2.13	0.66
2:12:130:ARG:HG2	2:12:135:GLN:HG3	1.77	0.66
6:5E:89:MET:HE3	18:9I:76:LEU:HD22	1.78	0.66
26:14:2432:A:H2'	26:14:2433:A:C8	2.31	0.66
1:1G:1028(B):C:H42	1:1G:1032(A):G:H1	1.42	0.66
1:1G:1235:U:O2'	1:1G:1305:G:O5'	2.12	0.66
42:C8:69:CYS:SG	42:C8:79:PHE:HD2	2.19	0.66
1:13:545:C:O2'	1:13:549:C:OP1	2.14	0.66
1:13:1127:G:H2'	1:13:1128:C:H5'	1.75	0.66
1:13:411:A:C4	1:13:413:G:H1'	2.29	0.66
39:55:67:LEU:HG	39:55:76:VAL:HG21	1.76	0.66

Continued on next page...

Continued from previous page...

Atom-1	Atom-2	Interatomic distance (Å)	Clash overlap (Å)
26:14:2409:G:N7	59:14:3683:HOH:O	2.27	0.66
26:14:1354:A:OP2	59:14:3594:HOH:O	2.13	0.66
1:1G:1218:C:OP2	14:5A:9:LYS:NZ	2.26	0.66
26:14:463:G:OP2	59:14:3599:HOH:O	2.14	0.66
39:98:104:ARG:NH1	39:98:107:ASP:OD2	2.29	0.66
1:1G:1028(B):C:O2	1:1G:1030:C:N4	2.28	0.66
30:21:128:SER:OG	30:21:129:HIS:N	2.29	0.66
47:H8:5:LEU:HD21	47:H8:44:PHE:HA	1.77	0.66
26:14:2474:C:OP1	59:14:3597:HOH:O	2.13	0.66
29:11:35:LYS:NZ	29:11:35:LYS:N	2.43	0.66
26:1H:527:C:OP1	59:1H:3716:HOH:O	2.12	0.66
26:1H:1510:A:O2'	26:1H:1511:A:N7	2.27	0.66
33:59:6:ARG:HH22	33:59:54:ARG:HH12	1.42	0.66
26:1H:270(E):G:N2	26:1H:270(U):C:N3	2.38	0.66
1:13:1278:U:H5'	1:13:1279:A:O4'	1.95	0.66
14:5I:3:ARG:HA	14:5I:3:ARG:NH1	2.10	0.66
26:1H:1982:C:O4'	59:1H:3721:HOH:O	2.13	0.66
1:13:1504:G:OP1	1:13:1507:A:H4'	1.96	0.66
1:1G:652:U:OP2	59:1G:1818:HOH:O	2.13	0.66
40:A8:93:LYS:HG2	40:A8:95:HIS:HB2	1.76	0.66
5:4E:137:GLU:OE1	5:4E:141:GLN:NE2	2.28	0.66
26:14:1678:G:H22	26:14:1989:G:N2	1.93	0.66
1:13:559:A:OP1	5:4E:126:ARG:NH2	2.29	0.66
1:13:1226:C:H4'	19:AI:80:TYR:OH	1.96	0.66
6:52:23:LYS:O	6:52:27:GLN:HG3	1.95	0.66
36:68:63:VAL:HG12	36:68:106:LEU:HD11	1.76	0.66
42:C8:6:THR:OG1	59:C8:201:HOH:O	2.12	0.66
37:35:71:VAL:HG13	37:35:72:PRO:HD3	1.76	0.66
1:1G:183:G:O5'	1:1G:183:G:H8	1.79	0.66
1:13:804:U:H5''	1:13:805:C:OP2	1.96	0.66
42:C8:92:ARG:NH1	42:C8:94:ASN:OD1	2.28	0.66
13:4I:49:THR:HB	13:4I:52:GLU:HG2	1.76	0.66
13:4A:13:LYS:HA	13:4A:44:ARG:HH11	1.60	0.66
25:4K:12:A:O2'	25:4K:13:A:O5'	2.05	0.66
26:14:395:U:H2'	26:14:396:G:N7	2.11	0.66
1:1G:114:U:H2'	1:1G:115:G:C8	2.31	0.66
4:32:70:ILE:HD11	4:32:75:PHE:HD1	1.61	0.66
1:13:793:U:H5'	1:13:794:A:H5''	1.78	0.66
50:G5:32:LEU:HD21	50:G5:54:LYS:HG2	1.78	0.66
11:2A:121:PRO:HG2	11:2A:126:ARG:HG3	1.77	0.66
33:51:169:VAL:O	33:51:170:ARG:NE	2.16	0.65

Continued on next page...

Continued from previous page...

Atom-1	Atom-2	Interatomic distance (Å)	Clash overlap (Å)
29:19:267:SER:HA	29:19:270:ILE:HD12	1.77	0.65
26:1H:1588:C:H2'	26:1H:1589:C:H6	1.60	0.65
26:14:1794:U:H2'	26:14:1795:C:C6	2.31	0.65
26:14:1864:U:OP1	26:14:2410:G:O2'	2.14	0.65
19:AI:50:ALA:HB1	19:AI:57:HIS:HB3	1.77	0.65
34:61:31:LEU:HD21	34:61:38:LEU:HG	1.77	0.65
26:1H:2441:C:OP1	59:1H:3724:HOH:O	2.13	0.65
21:1F:8:THR:HG23	21:1F:11:GLY:H	1.61	0.65
3:2E:15:THR:HG21	3:2E:181:ASN:HA	1.77	0.65
14:5A:22:THR:HB	14:5A:33:VAL:HG21	1.78	0.65
26:1H:1814:G:OP2	59:1H:3653:HOH:O	2.14	0.65
1:13:1366:C:H2'	1:13:1367:C:H6	1.60	0.65
26:1H:1388:G:O2'	26:1H:1389:G:H5'	1.95	0.65
26:14:1044:G:HO2'	26:14:1047:G:HO2'	1.39	0.65
1:1G:864:A:OP2	59:1G:1820:HOH:O	2.14	0.65
1:1G:247:G:OP2	17:8A:100:LYS:HG3	1.97	0.65
26:14:2270:G:OP2	59:14:3593:HOH:O	2.13	0.65
23:2L:48:U:O2'	23:2L:49:C:OP2	2.13	0.65
1:13:266:G:OP2	1:13:267:C:N4	2.24	0.65
26:1H:1022:G:N7	35:58:66:LYS:NZ	2.44	0.65
26:1H:530:G:N1	59:1H:3647:HOH:O	2.29	0.65
40:A8:34:HIS:HB2	40:A8:36:TYR:CE1	2.31	0.65
29:19:96:HIS:CE1	29:19:102:LYS:HE2	2.30	0.65
26:14:2066:C:OP1	59:14:3604:HOH:O	2.14	0.65
1:1G:315:A:OP1	59:1G:1821:HOH:O	2.14	0.65
26:14:1420:U:O2'	26:14:1421:G:OP1	2.14	0.65
26:14:2776:A:OP1	26:14:2776:A:H3'	1.96	0.65
11:2A:67:ASP:OD2	11:2A:71:LYS:NZ	2.26	0.65
26:1H:1981:A:OP1	59:1H:3726:HOH:O	2.14	0.65
45:B5:49:VAL:HB	45:B5:83:VAL:HG21	1.78	0.65
49:J8:90:ILE:HA	49:J8:93:GLU:OE1	1.97	0.65
14:5A:29:ARG:HB3	14:5A:31:ARG:N	2.10	0.65
10:1A:34:VAL:HG22	10:1A:74:ILE:HG22	1.77	0.65
41:B8:12:SER:HB2	41:B8:15:VAL:H	1.60	0.65
40:65:88:ASP:O	40:65:89:ARG:HB3	1.97	0.65
1:13:934:C:O5'	59:13:1826:HOH:O	2.15	0.65
26:1H:900:A:H3'	26:1H:901:A:H8	1.61	0.65
6:52:33:TYR:CE1	6:52:78:GLU:HG3	2.32	0.65
26:1H:65:C:H2'	26:1H:66:C:H6	1.59	0.65
26:14:329:G:H1	46:C5:19:LYS:NZ	1.95	0.65
26:1H:2069:G:O3'	59:1H:3718:HOH:O	2.12	0.65

Continued on next page...

Continued from previous page...

Atom-1	Atom-2	Interatomic distance (Å)	Clash overlap (Å)
1:13:345:C:H4'	1:13:346:G:C5	2.31	0.65
26:14:2582:G:OP2	59:14:3603:HOH:O	2.14	0.65
1:13:859:A:H2'	1:13:860:A:C8	2.32	0.65
26:14:1828:G:OP2	59:14:3608:HOH:O	2.15	0.65
24:3K:3:G:H1	24:3K:70:C:H42	1.42	0.65
13:4A:8:GLU:OE1	32:49:115:ARG:NH2	2.29	0.65
4:32:76:ARG:NH2	4:32:80:GLU:OE1	2.27	0.65
33:59:149:ARG:HA	33:59:162:ILE:HG21	1.77	0.65
1:1G:345:C:OP2	41:75:39:ARG:NH2	2.30	0.65
12:3A:47:LYS:CG	12:3A:48:PRO:HD2	2.24	0.65
26:1H:259:G:N2	26:1H:621:A:H8	1.94	0.65
26:1H:2751:G:N7	33:51:3:ARG:NE	2.44	0.65
20:BA:25:ARG:O	20:BA:29:LYS:HG3	1.96	0.65
26:1H:1316:U:H2'	26:1H:1317:A:C8	2.31	0.65
1:13:1386:G:N7	59:13:1852:HOH:O	2.29	0.65
44:E8:86:LEU:HD12	44:E8:87:PRO:HD2	1.79	0.65
26:1H:2573:C:H3'	59:1H:3939:HOH:O	1.96	0.65
26:1H:1644:C:H2'	26:1H:1645:G:H5'	1.79	0.65
26:14:305:U:H2'	26:14:306:U:C6	2.32	0.65
34:69:99:GLU:O	34:69:103:ARG:NH1	2.30	0.65
3:2E:16:ARG:HB2	3:2E:16:ARG:HH11	1.59	0.65
30:21:38:THR:HG23	30:21:40:GLU:HG2	1.78	0.65
49:F5:80:LEU:HD12	49:F5:82:LEU:HD13	1.78	0.65
26:1H:1253:A:C8	59:1H:3601:HOH:O	2.45	0.65
41:75:2:ASN:CB	41:75:4:GLY:HA2	2.26	0.65
24:3K:52:G:H2'	24:3K:53:G:H8	1.61	0.65
31:31:185:ASP:HA	31:31:188:ARG:HD3	1.78	0.65
26:1H:946:G:OP1	59:1H:3727:HOH:O	2.14	0.65
52:M8:43:TYR:O	52:M8:46:GLN:HA	1.96	0.65
45:B5:63:LYS:HE3	45:B5:63:LYS:N	2.10	0.65
30:21:65:GLY:HA2	30:21:66:HIS:CB	2.27	0.65
46:G8:9:LYS:HA	46:G8:27:VAL:HG22	1.79	0.65
31:39:53:THR:HG22	31:39:56:GLU:HG3	1.79	0.65
29:19:141:VAL:HG23	29:19:162:SER:HB2	1.79	0.65
26:1H:270(I):G:H1	26:1H:270(Q):C:H42	1.45	0.65
40:A8:84:GLN:HA	40:A8:111:GLU:OE2	1.96	0.65
26:1H:2867:G:OP2	41:B8:119:LYS:NZ	2.23	0.65
26:1H:336:C:OP1	46:G8:83:THR:HG23	1.95	0.65
26:14:198:C:H5'	26:14:2244:U:OP1	1.96	0.65
9:8E:3:GLN:HB3	9:8E:20:ARG:HD3	1.79	0.65
24:3K:34:U:O2'	24:3K:35:U:O5'	2.14	0.65

Continued on next page...

Continued from previous page...

Atom-1	Atom-2	Interatomic distance (Å)	Clash overlap (Å)
26:1H:443:A:H1'	26:1H:1201:C:O4'	1.96	0.65
1:1G:547:A:OP1	59:1G:1819:HOH:O	2.14	0.65
26:14:2302:G:N2	26:14:2314:C:O2	2.28	0.65
13:4A:79:LYS:HA	13:4A:82:MET:HG2	1.77	0.65
26:14:2019:A:OP2	53:J5:9:LYS:NZ	2.30	0.65
26:14:1776:G:OP2	59:14:3606:HOH:O	2.14	0.65
46:G8:76:CYS:SG	46:G8:97:ARG:HG3	2.36	0.65
26:14:1278:A:OP1	39:55:36:THR:HG22	1.96	0.65
26:1H:2593:U:O2'	26:1H:2594:C:H5'	1.97	0.65
1:1G:1502:A:H2	1:1G:1505:G:N1	1.93	0.65
26:1H:1405:U:H2'	26:1H:1406:U:C6	2.32	0.65
26:14:1537:C:H2'	26:14:1538:G:C8	2.31	0.65
4:3E:15:GLU:OE1	4:3E:66:ARG:NH1	2.27	0.65
20:BI:57:ARG:HH11	20:BI:102:GLY:HA2	1.61	0.65
1:13:1368:G:H5"	9:8E:112:LYS:HB3	1.79	0.65
31:39:11:VAL:HG13	31:39:13:SER:HB3	1.78	0.65
5:4E:100:VAL:O	5:4E:107:ARG:NH2	2.30	0.65
26:1H:1210:A:H8	26:1H:1210:A:H5'	1.61	0.65
40:A8:26:LEU:HD12	40:A8:39:ILE:HD11	1.79	0.65
4:32:33:MET:O	4:32:34:GLU:HB2	1.96	0.64
42:C8:90:VAL:HG22	43:D8:39:LEU:HB3	1.78	0.64
50:K8:15:LYS:H	50:K8:15:LYS:NZ	1.94	0.64
5:42:104:ALA:HA	5:42:107:ARG:HH21	1.61	0.64
26:1H:2375:G:N7	59:1H:3842:HOH:O	2.30	0.64
1:1G:758:G:N7	59:1G:1850:HOH:O	2.29	0.64
26:14:124:G:N7	59:14:3692:HOH:O	2.29	0.64
1:1G:1500:A:OP1	59:1G:1822:HOH:O	2.15	0.64
26:14:270(M):U:H5"	26:14:270(N):G:OP1	1.97	0.64
26:1H:1025:G:O2'	59:1H:3627:HOH:O	2.15	0.64
26:14:2357:U:OP1	48:E5:20:ARG:NH1	2.29	0.64
26:1H:330:A:HO2'	26:1H:331:A:H8	1.43	0.64
26:1H:2280:G:H2'	26:1H:2281:C:H5'	1.78	0.64
26:14:2681:C:H5	26:14:2725:A:H62	1.45	0.64
42:85:49:HIS:HA	42:85:52:ARG:HB2	1.79	0.64
1:13:504:C:OP1	59:13:1825:HOH:O	2.15	0.64
17:8I:31:LEU:HD23	17:8I:32:TYR:CZ	2.32	0.64
1:13:800:G:O6	59:13:1821:HOH:O	2.11	0.64
5:4E:8:GLU:HG2	5:4E:34:VAL:HG22	1.79	0.64
26:14:2818:G:OP2	39:55:42:LYS:NZ	2.30	0.64
8:7E:34:GLU:OE1	8:7E:37:ARG:NH1	2.30	0.64
1:1G:920:U:H2'	1:1G:921:U:C6	2.32	0.64

Continued on next page...

Continued from previous page...

Atom-1	Atom-2	Interatomic distance (Å)	Clash overlap (Å)
49:J8:92:LYS:HA	49:J8:95:LEU:HD12	1.79	0.64
26:1H:1569:A:N7	59:1H:3847:HOH:O	2.30	0.64
26:14:2317:C:H2'	26:14:2318:G:O4'	1.97	0.64
41:75:24:PRO:HA	41:75:49:VAL:HG23	1.77	0.64
26:1H:2139:C:N4	26:1H:2152:G:H1	1.95	0.64
48:E5:27:GLU:HG3	48:E5:68:GLU:HA	1.78	0.64
13:4A:91:ARG:NH1	13:4A:97:PRO:O	2.30	0.64
13:4I:108:ARG:HG3	13:4I:108:ARG:HH11	1.61	0.64
26:14:2509:G:O6	59:14:3592:HOH:O	2.13	0.64
48:I8:53:MET:HG3	48:I8:59:LEU:HD23	1.79	0.64
36:25:63:VAL:HG12	36:25:106:LEU:HD11	1.79	0.64
26:1H:509:C:O3'	59:1H:3729:HOH:O	2.14	0.64
10:1A:11:PHE:HE1	10:1A:67:THR:HG22	1.62	0.64
34:69:69:LYS:HA	34:69:136:VAL:HG11	1.80	0.64
1:1G:973:G:H3'	1:1G:974:A:H5''	1.80	0.64
26:1H:1063:G:N2	26:1H:1076:C:O2	2.31	0.64
1:13:659:U:H2'	1:13:660:G:H8	1.62	0.64
26:1H:2334:G:O6	48:I8:74:ARG:NH2	2.29	0.64
1:1G:377:G:OP1	16:7A:3:LYS:NZ	2.27	0.64
26:14:1049:C:O2'	26:14:1113:U:O2'	2.15	0.64
45:B5:27:THR:HG22	45:B5:80:ILE:HB	1.80	0.64
1:1G:1249:C:O2'	9:82:73:GLN:OE1	2.16	0.64
26:14:468:G:N7	54:L5:39:ARG:NH2	2.43	0.64
1:1G:991:U:O4	1:1G:1212:U:O2'	2.11	0.64
55:Q8:52:LYS:H	55:Q8:53:PRO:HD2	1.63	0.64
30:21:174:ASP:OD1	30:21:175:VAL:N	2.30	0.64
7:62:111:ARG:NH2	7:62:122:HIS:HB3	2.12	0.64
30:29:110:GLY:O	59:55:201:HOH:O	2.13	0.64
24:3L:5:C:H2'	24:3L:6:G:C8	2.33	0.64
26:1H:2128:C:H2'	26:1H:2129:C:C6	2.32	0.64
28:71:215:THR:OG1	28:71:219:GLY:O	2.15	0.64
35:58:39:ARG:NH2	35:58:41:ASP:OD2	2.30	0.64
26:14:1292:U:H2'	26:14:1293:C:C6	2.32	0.64
5:42:100:VAL:HG23	5:42:118:ILE:HG22	1.80	0.64
26:1H:319:C:OP1	31:31:137:LYS:NZ	2.23	0.64
1:13:191(F):U:H2'	1:13:191:G:C8	2.31	0.64
1:13:130:A:O2'	1:13:131:C:O5'	2.14	0.64
13:4I:108:ARG:NH1	13:4I:112:GLY:O	2.31	0.64
2:12:80:ILE:HD11	2:12:215:LEU:HD12	1.79	0.64
40:A8:48:LEU:HD23	40:A8:82:ILE:HD11	1.80	0.64
1:1G:407:G:OP1	4:32:115:ARG:NH2	2.29	0.64

Continued on next page...

Continued from previous page...

Atom-1	Atom-2	Interatomic distance (Å)	Clash overlap (Å)
37:35:55:ARG:HG2	37:35:56:SER:N	2.11	0.64
42:85:75:ASN:OD1	42:85:78:THR:OG1	2.16	0.64
26:14:1331:A:O3'	59:14:3609:HOH:O	2.15	0.64
6:5E:69:GLU:O	6:5E:72:VAL:HG12	1.97	0.64
18:9A:30:ASP:OD2	59:9A:101:HOH:O	2.14	0.64
29:11:35:LYS:HG3	29:11:61:LEU:HB3	1.78	0.64
26:1H:2311:A:H1'	32:41:88:ILE:HD13	1.78	0.64
26:1H:1141:U:H6	35:58:63:THR:HG1	1.45	0.64
41:B8:58:ASN:C	41:B8:58:ASN:HD22	2.00	0.64
40:A8:29:PHE:HD1	40:A8:30:ARG:N	1.94	0.64
3:2E:19:GLU:O	3:2E:40:ARG:NH2	2.30	0.64
38:45:38:GLU:HG3	38:45:127:ILE:HG22	1.80	0.64
1:13:843:U:OP1	1:13:848:C:N4	2.30	0.64
44:E8:35:ILE:HG23	53:N8:28:PRO:HD2	1.79	0.64
26:14:289:A:H3'	26:14:290:G:H8	1.63	0.64
26:1H:2321:G:H5''	26:1H:2322:A:OP2	1.97	0.64
26:14:528:A:C2	26:14:2042:A:H2'	2.32	0.64
35:58:57:ALA:C	35:58:59:LYS:H	2.01	0.64
9:8E:10:ARG:HG3	9:8E:75:ASP:HB3	1.80	0.64
42:85:92:ARG:CZ	43:95:11:GLN:H	2.11	0.64
26:14:1266:G:O5'	44:A5:15:ARG:NH2	2.30	0.64
44:A5:68:ARG:NH2	44:A5:111:HIS:O	2.31	0.64
43:D8:65:GLY:HA3	43:D8:91:TYR:CE2	2.33	0.64
31:31:29:ASN:H	31:31:112:MET:HE1	1.61	0.64
47:H8:4:ARG:HB3	47:H8:58:VAL:HG22	1.78	0.64
26:14:1044:G:O2'	26:14:1047:G:O2'	2.14	0.64
1:1G:403:C:N4	59:1G:1819:HOH:O	2.30	0.64
26:14:1048:A:N6	26:14:1112:G:O2'	2.30	0.64
26:1H:1858:G:O2'	26:1H:1859:A:OP2	2.15	0.64
26:1H:72:U:OP1	59:1H:3732:HOH:O	2.15	0.64
15:6I:47:LYS:NZ	15:6I:47:LYS:HB3	2.11	0.64
29:11:29:PRO:O	29:11:30:GLU:HG3	1.98	0.64
26:14:1774:C:OP1	59:14:3607:HOH:O	2.15	0.64
26:1H:1078:U:O2'	26:1H:1088:A:OP1	2.15	0.64
34:69:76:THR:HG21	34:69:140:LEU:HA	1.80	0.64
51:H5:7:LYS:HG3	51:H5:34:GLU:HG2	1.80	0.64
4:3E:167:GLY:HA2	29:19:135:PHE:CZ	2.33	0.64
1:13:628:G:H2'	1:13:629:G:C8	2.31	0.64
26:14:1598:C:O2	59:14:3590:HOH:O	2.12	0.64
26:14:2379:G:O2'	40:65:17:ARG:NH1	2.31	0.64
26:14:2318:G:H5'	26:14:2319:G:OP2	1.98	0.64

Continued on next page...

Continued from previous page...

Atom-1	Atom-2	Interatomic distance (Å)	Clash overlap (Å)
28:71:7:TYR:HA	28:71:10:LEU:HB2	1.80	0.64
49:F5:82:LEU:HB3	49:F5:83:GLU:HB2	1.80	0.64
40:A8:106:ARG:HA	40:A8:110:LEU:H	1.63	0.64
43:D8:37:VAL:HG12	43:D8:55:ALA:O	1.98	0.64
26:14:1858:G:O2'	26:14:1884:A:N6	2.31	0.64
26:1H:1794:U:H2'	26:1H:1795:C:H6	1.63	0.64
26:14:1623:G:O6	59:14:3591:HOH:O	2.12	0.64
26:1H:2588:G:H5''	59:1H:3611:HOH:O	1.97	0.63
33:51:169:VAL:HG13	33:51:170:ARG:H	1.63	0.63
38:45:135:ASP:HB2	38:45:137:TYR:N	2.13	0.63
43:D8:59:ALA:HB2	43:D8:96:ILE:HD13	1.81	0.63
26:14:2688:U:H1'	26:14:2721:A:N6	2.13	0.63
26:14:1534:G:H3'	26:14:1535:U:H5''	1.79	0.63
5:4E:100:VAL:HG22	5:4E:118:ILE:HG22	1.80	0.63
5:42:51:VAL:HG23	5:42:52:PRO:HD3	1.80	0.63
4:3E:95:GLY:O	4:3E:99:SER:OG	2.17	0.63
26:14:1425:G:N2	26:14:1573:G:N7	2.46	0.63
2:1E:17:PHE:HB3	2:1E:44:LEU:HG	1.79	0.63
2:12:160:ASP:N	2:12:160:ASP:OD1	2.31	0.63
7:6E:65:ALA:HB1	7:6E:127:ALA:HB3	1.80	0.63
26:14:1019:U:H2'	26:14:1020:A:C8	2.33	0.63
32:41:124:SER:HB2	32:41:131:TYR:CE1	2.33	0.63
23:2K:62:C:H2'	23:2K:63:C:C6	2.33	0.63
26:14:1570:A:H5'	29:19:37:LEU:HG	1.80	0.63
1:13:1533:C:O2'	1:13:1534:A:OP1	2.14	0.63
41:75:45:PHE:CE2	41:75:74:ARG:HG3	2.33	0.63
1:1G:1129:C:N4	1:1G:1139:G:H22	1.95	0.63
26:1H:1057:A:O2'	26:1H:1058:U:O4'	2.16	0.63
1:1G:1124:G:HO2'	1:1G:1145:C:N4	1.96	0.63
26:14:161:U:H5'	26:14:171:G:N2	2.13	0.63
46:G8:82:PRO:HG3	46:G8:97:ARG:HD2	1.80	0.63
26:1H:72:U:OP1	59:1H:3728:HOH:O	2.14	0.63
1:1G:1081:G:N7	5:42:47:LYS:NZ	2.45	0.63
45:F8:57:LEU:CD2	45:F8:78:LYS:HB2	2.28	0.63
32:41:47:LYS:HD2	32:41:81:LYS:HB2	1.79	0.63
26:1H:2683:C:OP1	41:B8:53:ARG:NH2	2.31	0.63
26:1H:404:C:O2'	26:1H:405:U:OP2	2.16	0.63
26:1H:2329:G:N7	59:1H:3846:HOH:O	2.30	0.63
26:14:2542:A:H5''	26:14:2542:A:N3	2.14	0.63
11:2A:48:ILE:HD11	11:2A:64:ALA:HA	1.80	0.63
26:1H:486:C:O2'	44:E8:60:ASN:ND2	2.31	0.63

Continued on next page...

Continued from previous page...

Atom-1	Atom-2	Interatomic distance (Å)	Clash overlap (Å)
26:14:1188:U:O2'	26:14:1189:A:H5'	1.98	0.63
49:F5:84:GLY:HA2	49:F5:85:LEU:HB3	1.80	0.63
33:51:164:TYR:O	33:51:167:GLU:HB3	1.98	0.63
50:G5:4:SER:HB3	50:G5:7:ARG:HB2	1.80	0.63
35:15:42:TRP:O	42:85:64:ARG:NH2	2.31	0.63
45:B5:36:LYS:HG2	45:B5:54:VAL:HB	1.80	0.63
27:16:44:G:H1'	27:16:47:C:N4	2.13	0.63
26:14:2245:U:H5''	26:14:2246:G:H5'	1.80	0.63
26:1H:1681:G:N2	26:1H:1763[B]:G:OP2	2.29	0.63
43:95:62:LEU:HD23	43:95:93:GLU:HG2	1.81	0.63
26:1H:49:A:N7	26:1H:120:U:C5	2.60	0.63
26:1H:847:U:O5'	59:1H:3733:HOH:O	2.15	0.63
26:1H:2287:A:H62	26:1H:2344:U:H3	1.44	0.63
46:C5:14:LEU:HB2	46:C5:75:ILE:HD11	1.79	0.63
29:19:30:GLU:H	29:19:35:LYS:HZ1	1.47	0.63
4:3E:141:ARG:HB2	4:3E:141:ARG:NH1	2.14	0.63
26:1H:582:G:H2'	26:1H:583:G:C8	2.33	0.63
26:1H:1081:U:O2'	26:1H:1082:U:OP1	2.15	0.63
14:5A:45:ARG:O	14:5A:49:HIS:ND1	2.29	0.63
1:13:1423:G:OP1	36:68:49:ARG:NH2	2.32	0.63
26:1H:1009:A:OP2	35:58:37:LYS:NZ	2.31	0.63
9:82:85:LEU:HD11	9:82:96:LEU:HD22	1.80	0.63
26:1H:2751:G:OP1	33:51:3:ARG:NH2	2.30	0.63
1:1G:1157:A:H2	1:1G:1180:A:C6	2.17	0.63
38:88:104:PHE:HE2	38:88:125:LEU:HD11	1.64	0.63
1:1G:376:G:H5''	16:7A:5:ARG:HD2	1.80	0.63
1:1G:1305:G:N2	1:1G:1331:G:O2'	2.32	0.63
4:32:60:GLU:OE2	4:32:199:ASN:N	2.24	0.63
32:49:93:THR:HG21	32:49:95:ARG:HH21	1.63	0.63
5:4E:33:VAL:HG11	5:4E:109:ILE:HA	1.81	0.63
37:78:114:ILE:HD13	37:78:125:VAL:HG11	1.80	0.63
26:1H:2749:A:P	33:51:4:ILE:HD11	2.38	0.63
26:14:1593:G:H2'	26:14:1594:G:C8	2.33	0.63
26:1H:1024:G:OP2	59:1H:3731:HOH:O	2.15	0.63
30:29:54:GLN:HB2	30:29:72:VAL:HA	1.81	0.63
38:88:66:ILE:HG13	38:88:67:ARG:H	1.64	0.63
30:21:2:LYS:HD2	30:21:95:ILE:HG13	1.81	0.63
34:69:76:THR:CG2	34:69:140:LEU:HA	2.29	0.63
46:G8:28:LYS:NZ	46:G8:64:GLU:OE2	2.29	0.63
30:21:51:PHE:CE2	30:21:52:LEU:HD23	2.33	0.63
3:2E:123:GLN:O	3:2E:128:PHE:HB2	1.98	0.63

Continued on next page...

Continued from previous page...

Atom-1	Atom-2	Interatomic distance (Å)	Clash overlap (Å)
6:5E:94:GLN:NE2	18:9I:33:ASP:OD1	2.29	0.63
1:1G:1192:C:OP2	3:22:4:LYS:NZ	2.31	0.63
1:13:153:C:N4	1:13:168:G:H1	1.97	0.63
29:11:238:GLY:N	59:11:406:HOH:O	2.32	0.63
26:1H:370:G:H4'	26:1H:371:A:OP2	1.97	0.63
26:14:253:C:O2'	59:14:3557:HOH:O	2.04	0.63
26:14:2331:G:O3'	48:E5:43:THR:HG22	1.98	0.63
35:58:76:SER:O	35:58:78:TYR:N	2.32	0.63
2:1E:21:ARG:CZ	2:1E:22:LYS:HB2	2.29	0.63
35:58:133:GLN:C	35:58:134:ARG:HE	2.02	0.63
26:1H:1412:A:H2'	26:1H:1413:G:C8	2.34	0.63
28:71:166:ASP:N	28:71:166:ASP:OD1	2.31	0.63
1:1G:19:C:OP1	5:42:125:SER:OG	2.13	0.63
19:AI:41:VAL:HG11	19:AI:45:VAL:N	2.14	0.63
9:82:118:LYS:HB3	9:82:121:ARG:HB3	1.80	0.63
4:32:22:LYS:HD2	57:32:302:SF4:S2	2.39	0.63
1:13:581:G:O2'	1:13:582:U:H5'	1.99	0.63
26:1H:2392:A:H2	26:1H:2424:C:N4	1.96	0.63
18:9I:59:SER:OG	18:9I:60:ALA:N	2.31	0.63
42:C8:92:ARG:NE	43:D8:11:GLN:H	1.97	0.63
26:14:2275:C:H5'	26:14:2275:C:C6	2.34	0.63
18:9A:36:ASN:O	18:9A:36:ASN:ND2	2.31	0.63
1:1G:1281:U:OP2	1:1G:1282:C:N4	2.28	0.63
1:13:758:G:N7	59:13:1855:HOH:O	2.31	0.63
31:39:129:PHE:HA	31:39:142:TRP:CD1	2.34	0.63
26:1H:1162:G:O6	59:1H:3725:HOH:O	2.14	0.63
28:71:57:ASN:OD1	28:71:165:ASN:ND2	2.29	0.63
19:AA:17:GLU:HA	19:AA:20:LEU:HD22	1.81	0.63
26:1H:1264:G:H5'	53:N8:11:THR:HG21	1.81	0.63
9:82:5:TYR:HA	9:82:17:VAL:O	1.98	0.62
29:19:30:GLU:HB2	29:19:35:LYS:CE	2.28	0.62
1:1G:1305:G:H22	1:1G:1331:G:C2'	2.12	0.62
26:1H:270(M):U:OP2	34:61:57:ARG:NH2	2.26	0.62
26:14:2306:C:H3'	26:14:2307:G:H5''	1.79	0.62
26:14:1340:U:H4'	26:14:1394:U:O2'	1.99	0.62
2:1E:100:GLY:O	2:1E:104:ASN:N	2.30	0.62
4:32:100:ARG:HB3	4:32:100:ARG:HH11	1.64	0.62
4:32:162:LEU:HD13	4:32:181:MET:HG2	1.81	0.62
29:11:33:LEU:HG	29:11:34:VAL:HG22	1.81	0.62
26:1H:1042:G:H1	26:1H:1113:U:H3	1.47	0.62
31:39:5:ALA:HB1	31:39:125:LEU:HD21	1.79	0.62

Continued on next page...

Continued from previous page...

Atom-1	Atom-2	Interatomic distance (Å)	Clash overlap (Å)
26:1H:422:A:P	59:1H:3761:HOH:O	2.56	0.62
2:1E:60:ASP:HB3	2:1E:64:ARG:HH21	1.64	0.62
39:55:38:VAL:HG12	39:55:42:LYS:HD2	1.80	0.62
26:14:570:G:H5''	59:14:4114:HOH:O	1.99	0.62
28:79:17:ASN:HB2	28:79:18:LYS:HE3	1.81	0.62
49:F5:29:GLY:O	49:F5:30:VAL:HG22	1.99	0.62
13:4A:22:ILE:HB	13:4A:25:ILE:HG12	1.80	0.62
26:1H:2592:G:O2'	59:1H:3735:HOH:O	2.16	0.62
26:14:2287:A:H61	26:14:2344:U:H3	1.43	0.62
26:1H:2402:C:O2	26:1H:2403:C:N4	2.31	0.62
27:1J:44:G:H1'	27:1J:47:C:H42	1.64	0.62
29:19:44:ASN:HB3	29:19:46:GLN:N	2.15	0.62
17:8A:81:ARG:HB3	17:8A:84:LEU:HD12	1.82	0.62
26:1H:2845:G:H2'	26:1H:2846:G:H8	1.61	0.62
26:1H:270(K):C:O2'	26:1H:270(N):G:N2	2.30	0.62
1:13:310:G:OP2	16:7I:27:LYS:NZ	2.32	0.62
3:2E:7:PRO:O	3:2E:11:ARG:HG2	1.99	0.62
36:68:2:ILE:HD12	36:68:6:THR:HG21	1.80	0.62
1:13:1336:C:H6	1:13:1336:C:H5''	1.64	0.62
2:12:71:VAL:HG11	2:12:164:VAL:HA	1.79	0.62
32:49:62:LEU:HD13	32:49:143:GLU:HB3	1.80	0.62
26:14:1060:U:H4'	26:14:1061:U:H5''	1.79	0.62
10:1I:78:ASN:OD1	10:1I:78:ASN:N	2.31	0.62
19:AA:13:ASP:O	19:AA:16:LEU:N	2.32	0.62
26:14:531:C:OP1	26:14:561:G:N1	2.32	0.62
47:H8:93:ASP:HB3	47:H8:131:ARG:NH2	2.12	0.62
1:13:963:G:H21	10:1I:55:LYS:HZ1	1.44	0.62
41:75:56:GLY:O	41:75:59:THR:HG23	1.98	0.62
35:58:96:GLU:C	35:58:98:VAL:H	2.01	0.62
38:88:65:PHE:O	38:88:66:ILE:HG13	2.00	0.62
26:1H:286:C:H2'	26:1H:287:C:C6	2.33	0.62
39:98:55:ALA:HA	39:98:80:PHE:CE1	2.34	0.62
26:14:2541:A:N7	59:14:3705:HOH:O	2.31	0.62
14:5A:26:ARG:HH12	14:5A:47:LEU:HD21	1.64	0.62
26:14:2467:C:H4'	38:45:123:HIS:CD2	2.34	0.62
1:1G:736:C:H2'	1:1G:737:A:C8	2.33	0.62
28:79:166:ASP:OD1	28:79:169:GLY:N	2.32	0.62
8:72:25:ASP:OD1	8:72:25:ASP:N	2.32	0.62
26:1H:1339:G:H21	26:1H:1603:A:H1'	1.65	0.62
3:22:7:PRO:O	3:22:11:ARG:NH1	2.32	0.62
30:29:60:ASN:OD1	30:29:61:ARG:N	2.32	0.62

Continued on next page...

Continued from previous page...

Atom-1	Atom-2	Interatomic distance (Å)	Clash overlap (Å)
26:1H:1542:G:OP2	59:1H:3738:HOH:O	2.16	0.62
26:14:1927:A:H2'	26:14:1928:A:C8	2.34	0.62
9:82:26:VAL:HG13	9:82:61:ALA:O	2.00	0.62
1:1G:371:G:O2'	1:1G:373:A:N7	2.32	0.62
30:21:116:VAL:HG11	30:21:138:PRO:HB3	1.80	0.62
46:C5:62:GLU:CD	46:C5:63:LYS:H	2.03	0.62
1:1G:750:G:N3	15:6A:23:GLY:HA3	2.14	0.62
4:3E:207:TYR:O	4:3E:209:ARG:HD3	1.99	0.62
26:14:1323:U:OP1	44:A5:84:ARG:HD2	1.98	0.62
28:71:29:VAL:HG11	28:71:185:LEU:HD13	1.82	0.62
13:4A:37:THR:O	13:4A:55:ARG:NH2	2.33	0.62
26:14:2415:G:H4'	37:35:67:MET:N	2.14	0.62
26:14:1971:A:OP1	59:14:3610:HOH:O	2.16	0.62
26:1H:1593:G:H2'	26:1H:1594:G:C8	2.35	0.62
1:1G:280:C:H3'	1:1G:281:G:H5'	1.80	0.62
13:4A:11:ARG:HG3	13:4A:12:ASN:N	2.14	0.62
26:14:850:C:O3'	51:H5:49:LYS:HE2	1.99	0.62
33:51:169:VAL:HG13	33:51:170:ARG:N	2.14	0.62
37:78:50:ARG:HH21	37:78:50:ARG:HG3	1.65	0.62
10:1A:55:LYS:HZ1	10:1A:57:LYS:HB2	1.63	0.62
1:1G:986:A:H1'	19:AA:54:GLY:O	1.99	0.62
1:13:1286:A:H8	1:13:1287:A:H4'	1.64	0.62
1:13:393:A:OP2	16:7I:12:LYS:NZ	2.24	0.62
35:58:73:THR:HB	35:58:82:LEU:HD11	1.81	0.62
26:1H:1329:U:H5''	26:1H:1330:C:H5	1.63	0.62
26:1H:2164:C:OP2	26:1H:2166:G:N2	2.33	0.62
1:13:618:C:H5''	1:13:619:U:H5''	1.82	0.62
44:E8:58:ALA:HB1	44:E8:64:MET:HE2	1.81	0.62
41:75:5:ALA:HB3	41:75:9:LEU:H	1.65	0.62
4:3E:102:ASP:OD1	4:3E:103:ASN:N	2.33	0.62
42:85:98:LEU:HA	42:85:100:VAL:O	2.00	0.62
26:1H:1047:G:HO2'	26:1H:1110:G:N2	1.98	0.62
40:65:34:HIS:CE1	40:65:54:LEU:HD12	2.35	0.62
37:78:59:LEU:O	55:Q8:13:ARG:HD2	2.00	0.62
24:3K:3:G:N2	24:3K:70:C:N3	2.48	0.62
40:A8:106:ARG:HE	40:A8:106:ARG:H	1.47	0.62
39:55:24:GLN:OE1	39:55:36:THR:HG21	2.00	0.62
36:25:64:ARG:HG3	36:25:83:ALA:HB3	1.82	0.62
2:12:71:VAL:HG11	2:12:164:VAL:HG13	1.81	0.62
1:13:750:G:N3	15:6I:23:GLY:HA3	2.15	0.62
14:5A:24:CYS:HB3	14:5A:29:ARG:HH21	1.65	0.62

Continued on next page...

Continued from previous page...

Atom-1	Atom-2	Interatomic distance (Å)	Clash overlap (Å)
34:61:40:THR:O	34:61:44:LEU:HB2	1.98	0.62
7:62:76:ARG:HD3	7:62:89:MET:HG3	1.82	0.62
27:16:75:G:H21	47:H8:85:HIS:HE1	1.46	0.62
1:1G:934:C:OP1	59:1G:1823:HOH:O	2.15	0.62
1:13:1406:U:H2'	1:13:1407:C:H5'	1.81	0.62
34:61:124:GLY:H	34:61:142:VAL:HG23	1.63	0.62
34:69:72:LEU:HD21	34:69:107:VAL:HG11	1.81	0.62
52:M8:12:ALA:HB3	52:M8:24:THR:HB	1.81	0.62
52:M8:24:THR:OG1	52:M8:25:TYR:N	2.32	0.62
26:1H:1689:A:N6	26:1H:1698:A:H2	1.93	0.62
26:1H:2400:G:H2'	26:1H:2401:U:C6	2.34	0.62
26:14:2303:G:O4'	32:49:126:ASP:HB3	1.99	0.62
37:78:18:ARG:O	37:78:19:VAL:HB	1.98	0.62
44:A5:59:VAL:HG12	44:A5:60:ASN:HD22	1.63	0.62
26:14:528:A:OP2	35:15:114:ARG:NH1	2.32	0.62
26:1H:2845:G:H2'	26:1H:2846:G:C8	2.35	0.62
26:1H:1430:C:H2'	26:1H:1431:U:C6	2.35	0.62
26:14:831:G:H5''	26:14:832:G:OP2	2.00	0.62
36:25:98:VAL:HG12	36:25:117:LEU:HB3	1.81	0.62
10:1I:22:LYS:HD2	10:1I:90:LEU:HD22	1.81	0.62
26:1H:1871:A:H2'	26:1H:1872:A:C8	2.35	0.62
26:1H:1049:C:H2'	26:1H:1050:A:H5'	1.82	0.61
37:78:49:ARG:HD2	55:Q8:60:LEU:HB3	1.80	0.61
1:13:1149:C:H2'	1:13:1150:U:H6	1.65	0.61
1:13:376:G:O3'	16:7I:5:ARG:NH1	2.33	0.61
26:1H:631:A:H5''	59:1H:4638:HOH:O	2.00	0.61
26:1H:376:C:P	59:1H:3693:HOH:O	2.56	0.61
26:1H:2383:G:C2'	26:1H:2384:G:H5'	2.30	0.61
10:1I:26:ALA:O	10:1I:30:SER:OG	2.15	0.61
32:49:60:LEU:HD22	32:49:68:PRO:HB3	1.82	0.61
26:14:1349:A:H8	59:14:3748:HOH:O	1.82	0.61
26:1H:2052:G:H4'	30:21:143:ASN:O	1.99	0.61
34:61:113:ARG:HH21	34:61:132:PRO:HB3	1.65	0.61
26:14:1260:G:H2'	26:14:1261:C:C6	2.35	0.61
34:69:65:ALA:O	34:69:69:LYS:N	2.33	0.61
52:M8:39:CYS:H	52:M8:42:PHE:HE2	1.49	0.61
26:1H:2176:A:OP1	28:7I:7:TYR:OH	2.15	0.61
34:61:98:ALA:HB2	34:61:111:PRO:HB3	1.80	0.61
1:13:1367:C:H5'	10:1I:60:ARG:NH1	2.15	0.61
26:1H:1900:A:C8	26:1H:1900:A:H5'	2.33	0.61
27:1J:52:A:N6	40:65:33:LYS:HG3	2.15	0.61

Continued on next page...

Continued from previous page...

Atom-1	Atom-2	Interatomic distance (Å)	Clash overlap (Å)
2:12:126:GLU:O	2:12:130:ARG:NH1	2.33	0.61
4:3E:62:GLN:O	4:3E:66:ARG:HB2	2.00	0.61
2:12:71:VAL:HB	2:12:165:VAL:HG22	1.80	0.61
47:H8:28:MET:HG3	47:H8:37:VAL:HG11	1.82	0.61
29:19:145:VAL:HG13	29:19:191:ALA:HB2	1.82	0.61
31:39:170:LEU:HD22	31:39:172:TRP:HE1	1.65	0.61
35:58:38:HIS:O	42:C8:67:ALA:HB1	1.99	0.61
1:1G:572:A:H5'	1:1G:573:A:OP2	2.00	0.61
33:51:9:ILE:HD13	33:51:51:ARG:HH21	1.65	0.61
1:13:184:G:H2'	1:13:185:A:H8	1.65	0.61
12:3I:111:LYS:HD3	12:3I:112:ASP:H	1.65	0.61
12:3I:47:LYS:HA	12:3I:49:ASN:H	1.65	0.61
26:1H:2287:A:N1	26:1H:2346:A:H2	1.98	0.61
26:1H:1533:C:H3'	26:1H:1534:G:H5''	1.82	0.61
26:1H:2105:C:H2'	26:1H:2106:G:C8	2.36	0.61
26:14:57:C:H2'	26:14:58:G:O4'	2.01	0.61
2:1E:178:ARG:HG3	8:7E:72:PRO:HA	1.82	0.61
26:1H:737:C:H5''	59:1H:4530:HOH:O	2.01	0.61
5:42:93:PRO:HG2	8:72:105:ARG:NE	2.16	0.61
38:45:10:ARG:HA	38:45:10:ARG:CZ	2.30	0.61
26:14:330:A:H2	26:14:1210:A:O2'	1.82	0.61
42:C8:95:LEU:HD22	43:D8:4:ILE:HD13	1.82	0.61
26:14:2801:A:H2'	26:14:2802:G:O4'	2.00	0.61
23:2L:50:G:H1	23:2L:66:C:H42	1.48	0.61
45:B5:67:GLY:O	45:B5:69:TYR:N	2.32	0.61
26:1H:1204:A:H2	26:1H:1241:A:N1	1.97	0.61
32:49:114:ILE:HD13	32:49:140:ILE:HG21	1.82	0.61
36:25:122:LEU:HD23	41:75:43:GLN:HE22	1.66	0.61
33:51:7:LEU:HD12	33:51:7:LEU:H	1.64	0.61
26:1H:2309:A:H2'	26:1H:2310:A:O4'	2.00	0.61
13:4I:13:LYS:O	13:4I:44:ARG:NH1	2.33	0.61
29:11:146:GLU:HG3	29:11:190:TYR:H	1.65	0.61
30:29:116:VAL:HG11	30:29:138:PRO:HB3	1.82	0.61
9:82:65:VAL:HG21	9:82:73:GLN:HB3	1.83	0.61
26:1H:1412:A:H2'	26:1H:1413:G:H8	1.64	0.61
26:1H:1991:U:H2'	26:1H:1992:G:H5''	1.82	0.61
4:3E:11:LEU:HD12	4:3E:21:LEU:HD13	1.83	0.61
26:14:1496:A:H8	26:14:1577:C:HO2'	1.48	0.61
1:13:877:C:H5''	8:7E:88:LYS:HD3	1.81	0.61
59:14:4508:HOH:O	39:55:15:SER:HB3	1.98	0.61
8:72:40:ALA:HA	8:72:45:ILE:HG13	1.83	0.61

Continued on next page...

Continued from previous page...

Atom-1	Atom-2	Interatomic distance (Å)	Clash overlap (Å)
37:78:82:GLY:HA2	37:78:113:LYS:O	2.01	0.61
1:13:1145:C:H4'	1:13:1146:A:H5'	1.82	0.61
8:72:12:ARG:NH2	8:72:27:PRO:HD3	2.15	0.61
50:G5:4:SER:HA	50:G5:7:ARG:H	1.63	0.61
30:21:174:ASP:HB3	30:21:183:LEU:HD13	1.83	0.61
26:1H:1187:G:H5''	43:D8:81:TYR:CE1	2.35	0.61
47:D5:23:LYS:HD3	47:D5:40:ASP:HA	1.83	0.61
9:8E:26:VAL:HG13	9:8E:61:ALA:HB3	1.82	0.61
26:1H:754:C:H2'	26:1H:755:C:H6	1.66	0.61
33:59:60:ARG:O	33:59:63:SER:OG	2.18	0.61
26:14:2128:C:N3	26:14:2160:G:N2	2.49	0.61
26:1H:2262:U:H4'	26:1H:2328:A:C2	2.35	0.61
27:1J:3:C:H2'	27:1J:4:C:C6	2.36	0.61
50:G5:53:LEU:O	50:G5:57:ILE:HG13	1.99	0.61
32:49:120:LEU:HG	32:49:179:PRO:O	2.00	0.61
8:72:103:VAL:HG21	8:72:110:ALA:HB2	1.81	0.61
26:1H:1113:U:H5'	33:51:2:SER:OG	2.01	0.61
22:1K:7:U:O2'	22:1K:49:G:N2	2.28	0.61
10:1A:49:VAL:O	10:1A:60:ARG:HB2	2.01	0.61
41:75:105:LEU:HD12	41:75:110:ILE:HG12	1.82	0.61
4:3E:64:LEU:HD22	4:3E:198:VAL:HG11	1.81	0.61
48:E5:38:VAL:HG13	48:E5:59:LEU:HB2	1.81	0.61
44:A5:13:SER:HB3	44:A5:16:LYS:HD2	1.82	0.61
41:B8:108:ARG:HA	41:B8:111:ARG:NE	2.15	0.61
18:9A:22:VAL:HG22	18:9A:23:LYS:H	1.64	0.61
5:4E:81:GLU:HG2	5:4E:90:VAL:HG23	1.82	0.61
38:45:66:ILE:HD12	38:45:67:ARG:H	1.65	0.61
1:1G:1343:G:H2'	1:1G:1344:C:C6	2.34	0.61
48:I8:72:ARG:HH11	48:I8:75:LEU:HD12	1.66	0.61
26:14:639:U:H2'	26:14:640:C:C6	2.35	0.61
26:14:1009:A:OP1	35:15:37:LYS:NZ	2.28	0.61
2:1E:8:LYS:HG2	2:1E:9:GLU:H	1.65	0.61
1:1G:1187:G:OP1	9:82:113:LYS:NZ	2.33	0.61
1:13:143:A:H2	1:13:220:G:H1	1.46	0.61
26:14:2425:A:H5'	26:14:2426:A:H3'	1.81	0.61
34:69:102:SER:O	34:69:106:GLY:N	2.33	0.61
23:2K:54:G:H2'	23:2K:55:5MU:H6	1.66	0.61
19:AI:9:VAL:HB	19:AI:10:PHE:HB2	1.83	0.61
26:1H:573:G:O2'	26:1H:574:C:H3'	2.00	0.61
26:1H:2656:U:N3	26:1H:2665:A:H2	1.95	0.61
31:39:28:ILE:HA	31:39:112:MET:HG2	1.82	0.61

Continued on next page...

Continued from previous page...

Atom-1	Atom-2	Interatomic distance (Å)	Clash overlap (Å)
20:BA:33:ILE:O	20:BA:37:SER:OG	2.11	0.61
1:13:1256:A:OP2	3:2E:26:LYS:NZ	2.33	0.61
47:D5:101:PRO:CB	47:D5:102:LEU:HB2	2.30	0.61
27:16:7:G:H4'	40:A8:29:PHE:HD2	1.66	0.61
1:1G:1352:C:O3'	21:1B:10:ARG:NH2	2.33	0.61
5:4E:110:LEU:HD13	5:4E:118:ILE:HD13	1.83	0.61
26:1H:618:G:H2'	26:1H:618(A):C:H6	1.65	0.61
39:98:72:ASP:O	39:98:76:VAL:HG23	2.00	0.61
26:1H:646:A:H2'	26:1H:647:G:O4'	2.01	0.61
1:1G:576:G:N2	1:1G:759:A:OP1	2.32	0.61
41:B8:56:GLY:O	41:B8:59:THR:HG23	2.00	0.61
27:16:13:A:N6	27:16:70:C:H5'	2.15	0.61
26:1H:2688:U:H5	26:1H:2720:U:OP2	1.84	0.61
40:A8:28:VAL:HG11	40:A8:98:VAL:HG13	1.82	0.61
7:6E:69:VAL:HG12	7:6E:100:ALA:HA	1.81	0.61
26:1H:730:C:H3'	59:1H:3770:HOH:O	2.00	0.61
22:1L:76:A:O2'	26:14:2583:G:N2	2.34	0.61
26:14:1416:G:H21	26:14:1586:A:H62	1.49	0.61
1:1G:1023:G:C5	1:1G:1024:G:H1'	2.36	0.61
1:1G:1154:G:H2'	1:1G:1155:G:C8	2.36	0.61
26:1H:2864:G:OP1	41:B8:119:LYS:HD2	2.01	0.61
26:14:7:G:H2'	26:14:8:A:C8	2.35	0.61
7:62:16:LEU:HD12	9:82:42:ARG:HA	1.82	0.61
32:49:75:LYS:HA	32:49:84:LYS:HG3	1.82	0.61
38:45:34:LEU:HB2	38:45:118:LEU:HD13	1.82	0.61
31:31:6:VAL:HG12	31:31:7:TYR:H	1.66	0.60
26:1H:2784:C:O2'	30:21:37:ARG:NH1	2.33	0.60
29:11:68:LYS:HB3	29:11:70:TRP:CZ3	2.35	0.60
23:2L:16:C:O2'	23:2L:62:C:OP1	2.19	0.60
26:1H:2100:G:O6	26:1H:2189:U:N3	2.33	0.60
26:14:1091:G:N2	26:14:1100:C:O2'	2.34	0.60
7:6E:68:ASN:O	7:6E:138:LYS:NZ	2.34	0.60
39:55:87:TYR:HD1	39:55:90:ARG:HD2	1.66	0.60
44:E8:88:ARG:HB2	44:E8:92:ARG:HB3	1.81	0.60
43:95:67:GLY:O	43:95:88:ARG:HD2	2.01	0.60
1:1G:438:G:H4'	4:32:123:HIS:ND1	2.15	0.60
33:51:2:SER:O	33:51:3:ARG:NE	2.34	0.60
26:1H:783:A:C8	26:1H:783:A:H3'	2.35	0.60
26:1H:666:G:H1'	55:Q8:4:MET:HE2	1.83	0.60
24:3L:76:A:H8	26:14:2394:C:N4	1.97	0.60
1:1G:624:C:H2'	1:1G:625:G:H8	1.65	0.60

Continued on next page...

Continued from previous page...

Atom-1	Atom-2	Interatomic distance (Å)	Clash overlap (Å)
1:1G:501:C:H2'	1:1G:502:G:H8	1.66	0.60
1:1G:1497:G:OP2	59:1G:1824:HOH:O	2.16	0.60
1:13:1002:G:O6	1:13:1038:C:N4	2.33	0.60
26:14:833:U:O2	37:35:55:ARG:NH1	2.32	0.60
45:F8:57:LEU:HD21	45:F8:78:LYS:HB2	1.83	0.60
27:16:44:G:H1'	27:16:47:C:H42	1.65	0.60
30:21:116:VAL:O	30:21:117:MET:HB3	2.01	0.60
5:4E:68:GLU:O	5:4E:70:PRO:HD3	2.01	0.60
1:1G:67:C:H2'	1:1G:68:G:C8	2.36	0.60
32:49:122:PRO:HG3	32:49:182:LYS:HA	1.82	0.60
26:14:84:A:N6	26:14:102:G:O2'	2.28	0.60
37:78:83:VAL:HG12	37:78:112:LEU:HD21	1.82	0.60
26:14:29:U:O4	59:14:3598:HOH:O	2.13	0.60
1:1G:1368:G:H5'	9:82:112:LYS:HB3	1.83	0.60
47:H8:163:LEU:HB3	47:H8:165:VAL:H	1.67	0.60
1:13:1256:A:N6	1:13:1278:U:OP2	2.34	0.60
26:1H:2789:C:H1'	26:1H:2892:A:H2	1.66	0.60
26:1H:2636:U:OP1	30:21:79:ARG:HA	2.01	0.60
2:12:19:HIS:CE1	2:12:207:ALA:H	2.19	0.60
46:C5:88:LYS:O	46:C5:89:PHE:HB3	1.99	0.60
42:85:98:LEU:HB2	42:85:102:GLU:HB2	1.83	0.60
1:13:417:C:H2'	1:13:418:C:C6	2.35	0.60
55:M5:14:VAL:HG11	55:M5:58:ILE:HD11	1.82	0.60
35:15:111:PRO:HA	35:15:114:ARG:NH1	2.16	0.60
4:3E:167:GLY:HA2	29:19:135:PHE:CE1	2.35	0.60
51:L8:50:VAL:HG23	51:L8:54:VAL:HB	1.82	0.60
45:F8:3:THR:OG1	45:F8:5:TYR:N	2.25	0.60
26:14:1664:A:OP1	59:14:3616:HOH:O	2.16	0.60
1:13:1034:G:N2	1:13:1035:A:N7	2.49	0.60
26:1H:922:U:O2'	48:I8:29:GLN:NE2	2.34	0.60
26:1H:671:C:OP1	37:78:42:SER:O	2.18	0.60
30:29:25:VAL:HG12	30:29:26:ILE:H	1.65	0.60
22:1L:55:PSU:OP1	38:45:55:VAL:HG11	2.01	0.60
33:51:170:ARG:CA	33:51:171:LEU:HB2	2.29	0.60
4:32:24:GLU:OE2	4:32:24:GLU:N	2.34	0.60
37:78:13:ASN:O	37:78:15:ARG:HD3	2.00	0.60
26:14:2156:G:N7	26:14:2157:G:N2	2.49	0.60
34:69:76:THR:HG22	34:69:139:GLN:O	2.02	0.60
8:7E:85:ARG:HD3	8:7E:88:LYS:HG2	1.82	0.60
3:22:44:GLU:HG3	3:22:52:LEU:HD11	1.83	0.60
26:1H:1282:U:OP2	59:1H:3736:HOH:O	2.16	0.60

Continued on next page...

Continued from previous page...

Atom-1	Atom-2	Interatomic distance (Å)	Clash overlap (Å)
26:14:2165:G:H3'	26:14:2166:G:H5'	1.82	0.60
26:1H:243:U:OP1	55:Q8:6:THR:OG1	2.18	0.60
26:14:1180:C:H2'	26:14:1181:C:C6	2.37	0.60
2:1E:47:THR:HA	2:1E:202:PRO:HG2	1.82	0.60
49:J8:93:GLU:OE2	49:J8:94:LEU:HG	2.01	0.60
17:8I:100:LYS:HG2	17:8I:101:ARG:NE	2.11	0.60
17:8I:45:HIS:HB2	17:8I:65:ILE:HD13	1.83	0.60
12:3A:41:ARG:HD2	12:3A:42:THR:H	1.67	0.60
26:1H:2032:G:H21	30:21:146:THR:CG2	2.13	0.60
37:78:39:LYS:CG	37:78:45:LEU:HD23	2.31	0.60
1:13:1346:A:H5''	9:8E:120:ARG:NH1	2.16	0.60
35:58:96:GLU:HB2	35:58:122:VAL:HG12	1.83	0.60
3:22:152:ILE:HB	3:22:199:LYS:HB2	1.84	0.60
26:14:1412:A:H2'	26:14:1413:G:H8	1.66	0.60
6:5E:94:GLN:OE1	6:5E:94:GLN:N	2.33	0.60
1:13:1336:C:H5''	1:13:1336:C:C6	2.37	0.60
26:14:1324:G:H4'	26:14:1616:A:C2	2.36	0.60
46:G8:42:VAL:HG23	46:G8:43:ASN:N	2.17	0.60
12:3I:42:THR:HG22	12:3I:54:LYS:HD2	1.83	0.60
26:14:2404:C:O3'	37:35:77:ARG:NH2	2.34	0.60
33:59:11:VAL:HG13	33:59:69:ARG:HH12	1.65	0.60
26:14:2352:A:OP2	59:14:3617:HOH:O	2.17	0.60
26:14:1805:U:O2'	26:14:1806:C:H5'	2.02	0.60
4:32:20:TYR:CD1	4:32:26:CYS:HB3	2.37	0.60
26:1H:1023:U:OP1	59:1H:3731:HOH:O	2.15	0.60
26:1H:805:G:P	59:1H:3628:HOH:O	2.59	0.60
26:1H:1455:G:O5'	59:1H:3700:HOH:O	2.16	0.60
26:1H:1970:A:H4'	26:1H:1971:A:OP1	2.01	0.60
26:1H:1496:A:H8	26:1H:1577:C:O2'	1.85	0.60
26:14:270(L):U:O2'	26:14:270(N):G:N2	2.34	0.60
26:14:528:A:C2	26:14:2043:C:H4'	2.37	0.60
1:13:1270:C:OP2	21:1F:24:ARG:NH2	2.35	0.60
4:3E:22:LYS:HB2	4:3E:26:CYS:SG	2.41	0.60
26:14:296:C:OP2	46:C5:4:LYS:NZ	2.35	0.60
33:51:97:ARG:NH2	33:51:104:GLU:OE2	2.33	0.60
12:3A:71:PRO:O	12:3A:102:ARG:NH1	2.32	0.60
26:1H:1434:A:H61	26:1H:1558:A:N6	1.98	0.60
10:1I:49:VAL:CG2	14:5I:41:ARG:HB2	2.31	0.60
32:49:11:TYR:OH	32:49:16:ARG:NH2	2.34	0.60
26:1H:1385:G:O2'	26:1H:1396:U:H6	1.84	0.60
26:1H:2016:U:O2	53:N8:7:PRO:HG2	2.02	0.60

Continued on next page...

Continued from previous page...

Atom-1	Atom-2	Interatomic distance (Å)	Clash overlap (Å)
1:13:1187:G:O5'	9:8E:113:LYS:NZ	2.35	0.60
26:1H:387:U:O4	59:1H:3737:HOH:O	2.16	0.60
27:16:3:C:H2'	27:16:4:C:H6	1.65	0.60
1:13:1536:C:N4	25:4K:10:G:O2'	2.35	0.60
26:14:34:C:H1'	26:14:35:G:OP1	2.02	0.60
26:14:2657:A:O3'	33:59:160:LYS:NZ	2.34	0.60
26:14:2291:U:O4	59:14:3601:HOH:O	2.14	0.60
4:3E:165:MET:SD	4:3E:168:ARG:NH1	2.74	0.60
26:14:780:G:H21	26:14:783:A:N6	1.97	0.60
29:19:44:ASN:HB3	29:19:45:ASN:CA	2.31	0.60
24:3K:35:U:H3	25:4K:14:A:H61	1.48	0.60
26:1H:1681:G:HO2'	26:1H:1762[B]:A:H8	1.45	0.60
1:1G:1256:A:N6	1:1G:1277:C:H3'	2.17	0.60
26:14:273(C):C:H5'	26:14:273(D):C:OP2	2.01	0.60
1:1G:324:G:N7	59:1G:1852:HOH:O	2.31	0.60
26:14:1430:C:H2'	26:14:1431:U:C6	2.37	0.60
26:1H:825:C:H5''	59:1H:4490:HOH:O	2.01	0.60
4:32:4:TYR:CE2	4:32:11:LEU:HD11	2.37	0.60
26:14:2567:G:H2'	26:14:2568:C:C6	2.37	0.60
26:1H:265:A:C8	26:1H:266:G:H1'	2.37	0.60
18:9I:66:LEU:O	18:9I:70:ILE:HG13	2.01	0.60
52:M8:38:LYS:HA	52:M8:42:PHE:HZ	1.66	0.60
33:51:158:HIS:O	33:51:171:LEU:HD11	2.02	0.60
41:75:5:ALA:HB3	41:75:9:LEU:N	2.16	0.60
31:39:63:LYS:NZ	31:39:67:GLN:HB2	2.17	0.60
7:6E:79:ARG:HH21	24:3K:33:U:H4'	1.67	0.60
32:41:109:VAL:HG13	52:M8:33:VAL:HG21	1.82	0.60
46:G8:94:LYS:HE3	46:G8:95:LYS:H	1.66	0.60
1:1G:991:U:O2	1:1G:993:G:H8	1.84	0.60
29:11:70:TRP:C	29:11:70:TRP:CD1	2.74	0.60
26:1H:1364:G:OP2	49:J8:2:SER:OG	2.17	0.60
9:8E:7:THR:O	9:8E:83:ARG:NH1	2.34	0.60
1:13:813:U:OP2	1:13:816:A:N6	2.34	0.60
26:14:176:G:O2'	26:14:177:G:H5'	2.01	0.60
1:13:280:C:O2	17:8I:38:ARG:HG3	2.01	0.60
32:41:129:GLY:O	32:41:161:THR:HB	2.02	0.60
26:1H:2210:G:H3'	26:1H:2211:G:N7	2.16	0.60
7:62:87:VAL:HG22	7:62:88:PRO:O	2.02	0.60
26:14:2839:G:H5'	39:55:46:GLY:HA2	1.84	0.60
1:1G:1305:G:H22	1:1G:1331:G:H2'	1.67	0.60
46:G8:82:PRO:HB3	46:G8:99:CYS:HB2	1.83	0.60

Continued on next page...

Continued from previous page...

Atom-1	Atom-2	Interatomic distance (Å)	Clash overlap (Å)
55:Q8:51:ALA:HB1	55:Q8:52:LYS:HA	1.84	0.60
26:1H:1429:G:H2'	26:1H:1430:C:C6	2.37	0.60
26:1H:526:A:OP1	59:1H:3745:HOH:O	2.17	0.60
29:19:6:PHE:HE1	29:19:18:VAL:HG23	1.66	0.60
26:14:648:G:O2'	26:14:2351:G:OP1	2.14	0.60
1:1G:222:U:H2'	1:1G:223:U:C6	2.37	0.60
22:1K:26:A:H3'	22:1K:27:G:H8	1.67	0.60
1:13:1363:A:H1'	1:13:1365:G:N7	2.17	0.60
26:14:2475:C:H3'	26:14:2476:A:H5''	1.83	0.60
26:14:731:C:H5''	59:14:3660:HOH:O	2.00	0.59
26:1H:1315:C:OP2	59:1H:3708:HOH:O	2.16	0.59
1:1G:1126:U:H4'	1:1G:1127:G:C8	2.37	0.59
37:35:59:LEU:O	37:35:59:LEU:HD22	2.02	0.59
24:3K:76:A:H8	26:1H:2394:C:N4	1.97	0.59
26:1H:1509:C:H2'	26:1H:1511:A:C8	2.37	0.59
20:BI:33:ILE:HD13	20:BI:63:ILE:HG12	1.83	0.59
32:49:124:SER:HB2	32:49:131:TYR:CE2	2.36	0.59
2:1E:15:VAL:HG11	2:1E:210:SER:HB3	1.83	0.59
26:14:1784:A:H4'	26:14:1785:A:O5'	2.02	0.59
1:1G:1287:A:H2'	1:1G:1288:A:C8	2.37	0.59
31:39:53:THR:HG23	31:39:55:GLY:H	1.66	0.59
42:85:92:ARG:HH22	43:95:10:LYS:HA	1.66	0.59
26:14:2126:A:N6	26:14:2163:C:O2	2.20	0.59
26:14:2498:C:P	59:14:3628:HOH:O	2.60	0.59
2:1E:208:ILE:HG22	2:1E:211:ILE:HD11	1.83	0.59
33:51:83:TYR:HB2	33:51:134:SER:HA	1.83	0.59
26:1H:2883:A:H5'	26:1H:2884:U:H5'	1.84	0.59
26:1H:2405:G:OP1	37:78:77:ARG:NH2	2.34	0.59
11:2A:100:ALA:O	11:2A:102:GLY:N	2.35	0.59
22:1K:63:U:H3'	22:1K:64:G:C8	2.37	0.59
30:29:54:GLN:HE21	30:29:57:LYS:HD3	1.67	0.59
26:14:1581:G:H2'	26:14:1582:C:O4'	2.02	0.59
55:M5:40:GLU:CA	55:M5:43:GLN:HB3	2.33	0.59
26:1H:1777:U:O2'	26:1H:1778:U:H5'	2.02	0.59
16:7A:22:THR:HA	16:7A:33:ILE:HG13	1.84	0.59
30:21:29:GLY:H	30:21:51:PHE:HE1	1.48	0.59
2:1E:93:VAL:HG11	2:1E:97:TRP:HD1	1.67	0.59
6:5E:82:ARG:HB2	6:5E:85:VAL:HG23	1.84	0.59
26:14:2762:G:OP2	59:14:3612:HOH:O	2.16	0.59
32:49:44:GLY:HA2	32:49:88:ILE:HD11	1.83	0.59
26:14:2387:U:OP1	48:E5:55:ARG:NH1	2.34	0.59

Continued on next page...

Continued from previous page...

Atom-1	Atom-2	Interatomic distance (Å)	Clash overlap (Å)
17:8I:83:ASP:OD1	17:8I:83:ASP:N	2.32	0.59
26:14:2429:G:O6	37:35:61:ARG:NH2	2.34	0.59
26:1H:1434:A:N6	26:1H:1558:A:H61	1.98	0.59
24:3K:51:A:H2'	24:3K:52:G:H8	1.66	0.59
26:1H:2401:U:H2'	26:1H:2402:C:O4'	2.02	0.59
1:13:516:U:O4	59:13:1811:HOH:O	2.14	0.59
1:13:346:G:OP1	41:B8:41:ARG:NH2	2.36	0.59
37:78:63:PRO:CB	55:Q8:30:ARG:HH21	2.16	0.59
26:14:2689:U:OP2	26:14:2719:G:N2	2.35	0.59
26:1H:1086:A:H1'	26:1H:1103:A:N1	2.17	0.59
24:3L:50:C:H2'	24:3L:51:A:H8	1.67	0.59
4:32:112:VAL:HG12	4:32:116:GLN:OE1	2.01	0.59
2:1E:17:PHE:HD1	2:1E:44:LEU:HD11	1.67	0.59
26:1H:270(K):C:H1'	26:1H:270(N):G:H1	1.67	0.59
26:1H:2327:A:H2'	26:1H:2328:A:C8	2.38	0.59
18:9A:21:LYS:HZ3	18:9A:22:VAL:H	1.50	0.59
26:1H:1441:G:O6	59:1H:3734:HOH:O	2.15	0.59
35:58:35:ARG:O	35:58:42:TRP:HZ3	1.85	0.59
26:14:1316:U:H2'	26:14:1317:A:C8	2.38	0.59
26:14:1297:C:OP1	26:14:2710:C:H4'	2.02	0.59
27:1J:40:U:O2	27:1J:43:C:H5"	2.01	0.59
26:14:140:A:H8	26:14:1408:C:HO2'	1.47	0.59
23:2K:24:C:H2'	23:2K:25:U:C6	2.37	0.59
42:85:66:ASN:HB2	42:85:76:TYR:HB2	1.84	0.59
41:75:4:GLY:N	41:75:5:ALA:C	2.56	0.59
1:1G:624:C:H2'	1:1G:625:G:C8	2.37	0.59
1:13:963:G:H21	10:1I:55:LYS:NZ	2.00	0.59
42:C8:69:CYS:HG	42:C8:79:PHE:HD2	1.51	0.59
26:1H:404:C:OP2	59:1H:3744:HOH:O	2.17	0.59
11:2A:82:VAL:HB	11:2A:108:ILE:HG12	1.83	0.59
26:1H:1094:U:O2'	26:1H:1096:A:OP1	2.20	0.59
32:49:53:LEU:HD13	32:49:90:LEU:HD21	1.84	0.59
38:45:90:VAL:O	38:45:91:GLU:HB2	2.02	0.59
7:62:37:ASN:HA	7:62:40:ALA:HB3	1.83	0.59
3:22:119:ARG:NH2	3:22:140:ARG:HD2	2.17	0.59
29:19:39:LYS:O	29:19:40:THR:HG23	2.01	0.59
2:1E:28:PHE:CD2	2:1E:190:THR:HA	2.37	0.59
43:D8:44:LYS:O	43:D8:46:VAL:N	2.34	0.59
26:1H:1337:G:H2'	26:1H:1338:G:H8	1.66	0.59
26:14:67:U:H2'	26:14:68:G:H8	1.67	0.59
1:1G:1347:G:O2'	1:1G:1373:G:O6	2.14	0.59

Continued on next page...

Continued from previous page...

Atom-1	Atom-2	Interatomic distance (Å)	Clash overlap (Å)
30:29:9:VAL:HA	41:75:3:ARG:HD2	1.83	0.59
2:1E:111:ARG:NH1	2:1E:111:ARG:HG2	2.15	0.59
1:13:157:G:H1	1:13:164:U:H3	1.50	0.59
26:14:996:A:N6	26:14:1160:G:C6	2.71	0.59
26:1H:2484:G:O6	59:1H:3739:HOH:O	2.16	0.59
35:15:43:THR:N	35:15:48:MET:HE3	2.16	0.59
1:13:1412:C:H2'	1:13:1413:A:C8	2.38	0.59
26:14:1607:C:H4'	26:14:1608:A:O5'	2.02	0.59
2:12:98:LEU:O	2:12:101:MET:HG2	2.02	0.59
26:1H:860:U:C5	26:1H:917:A:C2	2.89	0.59
37:78:63:PRO:HB2	55:Q8:30:ARG:NH2	2.16	0.59
26:1H:2636:U:OP2	30:21:79:ARG:HG2	2.03	0.59
1:1G:547:A:OP2	4:32:2:GLY:N	2.35	0.59
26:14:1342:A:C2	26:14:1397:U:C2	2.90	0.59
26:1H:1603:A:OP1	26:1H:1604:C:OP2	2.20	0.59
35:15:43:THR:H	35:15:48:MET:HE3	1.65	0.59
26:14:2197:U:H1'	26:14:2198:A:C8	2.38	0.59
31:31:167:ALA:HB1	31:31:173:VAL:HG11	1.85	0.59
26:14:2261:C:O2'	26:14:2262:U:H5'	2.02	0.59
4:3E:65:ARG:NH1	4:3E:70:ILE:O	2.34	0.59
26:1H:1517:G:H5''	26:1H:1518:C:OP2	2.02	0.59
26:14:197:A:OP1	59:14:3526:HOH:O	2.16	0.59
14:5I:6:LEU:HB3	14:5I:23:ARG:NH2	2.18	0.59
26:14:1536:A:C8	26:14:1537:C:H1'	2.37	0.59
44:A5:59:VAL:HG12	44:A5:60:ASN:ND2	2.18	0.59
1:1G:1396:A:H4'	1:1G:1397:C:H5''	1.84	0.59
26:1H:724:U:O4	59:1H:3740:HOH:O	2.16	0.59
26:14:2823:A:OP1	30:29:159:HIS:NE2	2.33	0.59
26:1H:534:U:H5'	42:C8:42:ALA:HB1	1.84	0.59
37:35:65:ARG:HB3	59:35:308:HOH:O	2.02	0.59
22:1L:3:G:H4'	22:1L:4:U:OP1	2.02	0.59
26:1H:1332:G:N2	26:1H:1610:A:C8	2.69	0.59
41:75:5:ALA:N	41:75:6:LEU:HA	2.18	0.59
26:1H:511:U:H5''	26:1H:512:G:OP2	2.02	0.59
26:1H:2175:C:OP2	28:71:3:HIS:ND1	2.35	0.59
14:5A:21:TYR:HE1	14:5A:23:ARG:HE	1.50	0.59
27:16:11:C:H3'	27:16:12:C:H6	1.67	0.59
40:A8:34:HIS:HB2	40:A8:36:TYR:HE1	1.67	0.59
55:Q8:52:LYS:N	55:Q8:53:PRO:HD2	2.17	0.59
26:14:631:A:O2'	37:35:67:MET:HB3	2.03	0.59
26:14:2126:A:H2	26:14:2162:G:H22	1.49	0.59

Continued on next page...

Continued from previous page...

Atom-1	Atom-2	Interatomic distance (Å)	Clash overlap (Å)
39:98:86:ARG:HH21	39:98:118:GLU:HG2	1.67	0.59
27:1J:116:G:H5'	40:65:55:ALA:HB2	1.84	0.59
29:11:84:TYR:HE1	29:11:86:PRO:HB3	1.66	0.59
2:12:189:ASP:HB3	2:12:203:GLY:O	2.02	0.59
20:BA:50:GLU:HA	20:BA:100:ILE:HG21	1.84	0.59
17:8A:59:ILE:HG22	17:8A:71:PHE:CD2	2.38	0.59
1:13:1329:A:N7	21:1F:7:ARG:NH2	2.50	0.59
17:8I:76:LEU:HD12	17:8I:77:VAL:H	1.67	0.59
26:1H:2308:G:N1	26:1H:2311:A:C2	2.65	0.59
42:C8:92:ARG:CZ	43:D8:11:GLN:H	2.16	0.59
1:13:1238:A:N3	1:13:1241:G:O2'	2.33	0.59
30:21:50:GLY:HA2	30:21:77:ILE:HA	1.85	0.59
1:1G:164:U:H2'	1:1G:165:C:C6	2.38	0.59
42:85:61:TRP:CH2	42:85:94:ASN:HB2	2.37	0.59
1:13:611:A:H61	1:13:629:G:H1	1.49	0.59
1:1G:1343:G:H2'	1:1G:1344:C:H6	1.67	0.59
26:1H:1364:G:N7	49:J8:2:SER:HB3	2.17	0.59
10:1A:37:PRO:HA	10:1A:72:VAL:HG12	1.83	0.59
30:29:1:MET:SD	30:29:200:GLU:HG3	2.43	0.59
26:14:620:G:H4'	26:14:621:A:H5''	1.85	0.59
30:29:51:PHE:CG	30:29:52:LEU:N	2.71	0.59
14:5A:7:ILE:HB	14:5A:23:ARG:HD3	1.83	0.59
26:14:2572:A:OP1	26:14:2574:G:O2'	2.21	0.59
4:32:13:ARG:C	4:32:15:GLU:H	2.06	0.59
3:2E:36:ASP:O	3:2E:40:ARG:HG3	2.03	0.59
24:3K:11:C:N4	24:3K:24:G:H1	2.01	0.59
40:A8:111:GLU:HB2	40:A8:112:PHE:CE2	2.38	0.59
1:13:1406:U:C2'	1:13:1407:C:H5'	2.32	0.59
26:1H:1087:G:C5	26:1H:1089:G:H1'	2.36	0.59
1:13:394:G:O6	59:13:1818:HOH:O	2.10	0.59
31:39:116:ASP:OD2	37:35:1:MET:N	2.35	0.59
35:15:96:GLU:H	35:15:96:GLU:CD	2.06	0.59
1:1G:142:G:H2'	1:1G:143:A:H8	1.66	0.59
1:1G:957:U:H1'	1:1G:960:U:C5	2.37	0.59
26:14:2830:G:O6	59:14:3614:HOH:O	2.16	0.59
50:G5:58:ALA:O	50:G5:62:THR:OG1	2.19	0.59
1:1G:538:G:H5''	12:3A:114:LYS:HB2	1.85	0.59
1:1G:411:A:H62	1:1G:413:G:N2	2.01	0.58
27:16:43:C:OP1	32:41:67:LYS:NZ	2.36	0.58
26:1H:1062:G:N1	26:1H:1076:C:N3	2.48	0.58
26:1H:1970:A:P	59:1H:3692:HOH:O	2.60	0.58

Continued on next page...

Continued from previous page...

Atom-1	Atom-2	Interatomic distance (Å)	Clash overlap (Å)
40:65:43:GLU:HB2	48:E5:49:LYS:HZ3	1.68	0.58
1:1G:1286:A:C8	1:1G:1287:A:H4'	2.37	0.58
31:39:11:VAL:HG22	31:39:12:LEU:H	1.68	0.58
1:1G:407:G:O2'	4:32:116:GLN:HG3	2.02	0.58
1:1G:1273:G:H3'	1:1G:1274:G:H8	1.68	0.58
26:1H:445:C:O2'	26:1H:446:G:H5'	2.03	0.58
26:14:2553:G:H5''	26:14:2554:U:OP2	2.02	0.58
7:62:97:GLN:HG3	7:62:98:SER:N	2.18	0.58
13:4A:62:ASN:O	13:4A:65:LYS:NZ	2.36	0.58
1:13:1031:G:H2'	1:13:1032:A:H5'	1.84	0.58
26:14:581:C:H2'	26:14:582:G:H8	1.69	0.58
26:1H:2126:A:H1'	26:1H:2162:G:H21	1.67	0.58
55:Q8:15:LYS:HB2	59:Q8:205:HOH:O	2.02	0.58
26:14:2185:C:H2'	26:14:2186:G:C8	2.38	0.58
2:1E:18:GLY:H	2:1E:42:ILE:HB	1.68	0.58
26:14:1171:G:O2'	26:14:1173:G:OP2	2.19	0.58
14:5A:12:ARG:HB2	14:5A:14:PRO:HD3	1.84	0.58
26:1H:1520:U:OP2	59:1H:3746:HOH:O	2.17	0.58
26:14:2292:C:P	40:65:17:ARG:HH21	2.26	0.58
20:BI:26:ASN:HB2	20:BI:71:THR:HG23	1.83	0.58
40:65:89:ARG:HG3	40:65:92:TYR:O	2.03	0.58
9:8E:40:LEU:HD11	9:8E:70:LYS:HD3	1.85	0.58
49:F5:82:LEU:HA	49:F5:83:GLU:HG3	1.85	0.58
26:1H:1448:G:H1'	26:1H:1528:A:H62	1.68	0.58
26:1H:2328:A:H4'	59:1H:4243:HOH:O	2.02	0.58
23:2K:52:C:H2'	23:2K:53:G:O4'	2.03	0.58
26:1H:907:U:OP1	59:1H:3741:HOH:O	2.16	0.58
26:1H:2788:C:O2'	26:1H:2809:A:N3	2.36	0.58
38:88:32:TYR:CE1	38:88:133:ARG:HG3	2.38	0.58
18:9A:56:THR:HB	18:9A:58:LEU:HD12	1.85	0.58
39:55:3:HIS:CD2	59:55:203:HOH:O	2.56	0.58
11:2A:22:HIS:HB3	11:2A:29:ILE:HG12	1.85	0.58
34:69:143:SER:OG	34:69:144:VAL:N	2.36	0.58
26:14:71:A:C8	26:14:71:A:H5'	2.38	0.58
26:1H:2061:G:OP2	26:1H:2502:G:H5'	2.03	0.58
26:14:602:G:N2	26:14:655:A:C8	2.70	0.58
35:58:96:GLU:HG2	35:58:97:ARG:N	2.18	0.58
26:1H:1103:A:H3'	26:1H:1104:C:C6	2.38	0.58
2:12:126:GLU:HB3	2:12:130:ARG:HH12	1.68	0.58
28:71:29:VAL:HG13	28:71:30:LYS:HG2	1.85	0.58
26:1H:1204:A:C2	26:1H:1241:A:N1	2.71	0.58

Continued on next page...

Continued from previous page...

Atom-1	Atom-2	Interatomic distance (Å)	Clash overlap (Å)
26:1H:754:C:H2'	26:1H:755:C:C6	2.39	0.58
26:1H:535:C:O3'	42:C8:53:ARG:NH1	2.35	0.58
34:69:27:ARG:HB2	49:F5:71:TYR:CZ	2.38	0.58
35:58:75:TYR:CZ	35:58:77:GLY:HA2	2.38	0.58
26:14:2010:G:O6	59:14:3613:HOH:O	2.16	0.58
47:D5:97:GLU:HB3	47:D5:125:LEU:HD11	1.85	0.58
9:82:60:ASP:OD1	9:82:60:ASP:N	2.36	0.58
1:1G:535:A:H5''	59:1G:1865:HOH:O	2.03	0.58
8:7E:87:SER:HB2	8:7E:93:VAL:CB	2.29	0.58
30:29:52:LEU:O	30:29:74:PRO:HB2	2.04	0.58
1:13:652:U:HO2'	1:13:653:A:P	2.25	0.58
32:41:135:LEU:HD13	32:41:140:ILE:HD11	1.86	0.58
26:1H:125:G:H5'	26:1H:125:G:H8	1.69	0.58
32:41:97:ASP:O	32:41:100:TRP:N	2.37	0.58
1:13:324:G:N1	1:13:327:A:OP2	2.36	0.58
41:75:133:GLU:N	41:75:133:GLU:OE2	2.37	0.58
48:I8:63:VAL:HG23	48:I8:64:ASP:O	2.03	0.58
17:8A:44:ALA:HB1	17:8A:73:VAL:HG12	1.85	0.58
26:14:2820:A:H4'	59:55:203:HOH:O	2.03	0.58
29:11:31:LYS:O	29:11:35:LYS:NZ	2.36	0.58
52:M8:37:SER:O	52:M8:38:LYS:HD2	2.04	0.58
26:14:1774:C:H5''	59:14:3514:HOH:O	2.03	0.58
26:14:879:G:H2'	26:14:897:C:H41	1.67	0.58
28:71:64:LEU:HD21	28:71:188:ASN:ND2	2.17	0.58
26:14:1416:G:H21	26:14:1586:A:N6	2.02	0.58
13:4I:23:TYR:CD2	13:4I:67:GLU:HA	2.39	0.58
24:3K:22:G:N2	24:3K:23:A:N7	2.52	0.58
33:59:6:ARG:HH12	33:59:54:ARG:NH1	2.00	0.58
1:1G:581:G:OP1	15:6A:61:GLY:HA3	2.03	0.58
46:G8:30:VAL:HG22	46:G8:37:VAL:HG12	1.86	0.58
20:BI:57:ARG:NH1	20:BI:102:GLY:HA2	2.19	0.58
1:13:504:C:OP1	59:13:1829:HOH:O	2.17	0.58
26:14:2749:A:H2'	33:59:59:ARG:HH11	1.67	0.58
26:14:910:A:H62	38:45:12:GLN:HA	1.69	0.58
1:1G:1106:G:H5''	3:22:172:ARG:HD2	1.86	0.58
48:E5:37:LEU:HG	48:E5:60:PHE:HA	1.84	0.58
26:14:1244:G:O6	59:14:3600:HOH:O	2.14	0.58
6:5E:75:LEU:HD22	6:5E:79:LEU:HG	1.85	0.58
29:11:75:ILE:HG21	29:11:99:ASP:OD2	2.03	0.58
1:1G:1348:U:H4'	9:82:120:ARG:HD2	1.86	0.58
26:14:1464:C:O2'	26:14:1528:A:H8	1.86	0.58

Continued on next page...

Continued from previous page...

Atom-1	Atom-2	Interatomic distance (Å)	Clash overlap (Å)
1:1G:1052:U:H5''	1:1G:1053:G:OP2	2.03	0.58
26:1H:392:C:OP1	59:1H:3671:HOH:O	2.17	0.58
26:14:491:G:O6	44:A5:49:LYS:HE2	2.03	0.58
26:14:635:C:O2'	26:14:639:U:OP1	2.21	0.58
26:1H:1520:U:H2'	26:1H:1521:G:O4'	2.04	0.58
30:29:111:ARG:HD2	30:29:160:TYR:CE2	2.38	0.58
2:12:210:SER:O	2:12:214:ILE:HG12	2.03	0.58
26:14:821:A:O2'	26:14:946:G:OP2	2.21	0.58
26:14:853:G:C2'	26:14:854:G:H5'	2.33	0.58
26:14:1665:A:OP2	59:14:3615:HOH:O	2.16	0.58
5:42:60:TYR:HB3	5:42:64:ARG:CZ	2.34	0.58
26:14:796:C:H2'	26:14:797:C:C6	2.39	0.58
26:1H:1776:G:OP2	59:1H:3749:HOH:O	2.17	0.58
33:51:64:LEU:O	33:51:68:THR:OG1	2.18	0.58
1:13:1062:U:H2'	1:13:1063:C:C6	2.38	0.58
26:1H:818:G:H4'	26:1H:838:C:O3'	2.04	0.58
33:51:164:TYR:HB2	33:51:167:GLU:HB2	1.86	0.58
26:14:2147:G:C5	26:14:2148:G:H1'	2.39	0.58
26:14:1379:A:H1'	26:14:1380:G:OP1	2.04	0.58
26:1H:2210:G:H3'	26:1H:2211:G:C8	2.38	0.58
26:1H:1178:C:H4'	26:1H:1179:C:OP1	2.02	0.58
26:1H:1339:G:N2	26:1H:1603:A:H1'	2.18	0.58
1:13:1015:A:H2'	1:13:1016:A:C8	2.38	0.58
26:1H:1636:C:H2'	26:1H:1637:A:C8	2.37	0.58
16:7I:21:VAL:O	16:7I:33:ILE:N	2.27	0.58
35:58:53:VAL:HG11	35:58:128:HIS:HD2	1.69	0.58
26:1H:399:G:OP2	59:1H:3748:HOH:O	2.17	0.58
7:6E:16:LEU:HD12	9:8E:42:ARG:HA	1.84	0.58
1:13:686:U:O4	1:13:703:G:H1'	2.04	0.58
26:1H:1796:U:H2'	26:1H:1797:C:C6	2.38	0.58
52:M8:42:PHE:CG	52:M8:42:PHE:O	2.57	0.58
24:3K:52:G:H2'	24:3K:53:G:C8	2.39	0.58
26:1H:2135:A:N6	26:1H:2156:G:O2'	2.37	0.58
23:2K:16:C:O2'	23:2K:62:C:OP1	2.22	0.58
1:13:454:C:OP2	1:13:455:C:N4	2.33	0.58
46:C5:76:CYS:SG	46:C5:97:ARG:HG3	2.44	0.58
4:3E:98:GLU:HG2	4:3E:189:PRO:HG2	1.84	0.58
14:5I:3:ARG:CZ	14:5I:3:ARG:HA	2.34	0.58
26:1H:1111:A:N3	26:1H:1112:G:H1'	2.17	0.58
1:1G:115:G:H1'	1:1G:116:A:N7	2.19	0.58
26:1H:65:C:H2'	26:1H:66:C:C6	2.38	0.58

Continued on next page...

Continued from previous page...

Atom-1	Atom-2	Interatomic distance (Å)	Clash overlap (Å)
27:1J:116:G:C5'	40:65:55:ALA:HB2	2.34	0.58
26:1H:125:G:C8	26:1H:125:G:H5'	2.39	0.58
37:35:97:PRO:HG3	37:35:112:LEU:HD12	1.85	0.58
26:14:2864:G:OP1	41:75:119:LYS:HD2	2.03	0.58
3:22:42:LEU:HA	3:22:45:LYS:HD3	1.85	0.58
26:14:646:A:H2'	26:14:647:G:O4'	2.03	0.58
26:1H:1266:G:O2'	26:1H:2012:G:O6	2.15	0.58
5:4E:10:MET:HB3	5:4E:32:VAL:HG22	1.86	0.58
47:D5:10:ARG:HB3	47:D5:36:LYS:HG3	1.85	0.58
1:13:953:G:H2'	1:13:954:G:O4'	2.02	0.58
26:14:1114:G:H2'	26:14:1115:G:C8	2.39	0.58
26:14:2058:A:N6	59:14:3627:HOH:O	2.19	0.58
26:14:77:C:O3'	50:G5:14:ARG:NH2	2.35	0.58
26:1H:934:G:H2'	26:1H:935:C:H6	1.68	0.58
49:F5:62:VAL:HG21	49:F5:70:VAL:HG21	1.85	0.58
26:14:1499:C:H2'	26:14:1500:G:C8	2.38	0.58
1:13:244:U:H4'	1:13:245:C:O5'	2.02	0.58
1:13:1171:G:H2'	1:13:1172:C:C6	2.38	0.58
29:11:96:HIS:CD2	29:11:102:LYS:HE2	2.39	0.58
1:13:397:A:C6	1:13:548:G:N7	2.72	0.58
30:29:60:ASN:ND2	30:29:62:PRO:O	2.37	0.58
26:14:2329:G:H2'	26:14:2330:G:O4'	2.04	0.58
26:1H:582:G:H2'	26:1H:583:G:H8	1.69	0.58
26:14:1323:U:H2'	26:14:1324:G:H5'	1.86	0.58
47:H8:76:LEU:CD2	47:H8:76:LEU:H	2.17	0.58
50:G5:63:VAL:HA	50:G5:66:GLU:HG2	1.86	0.58
26:14:760:G:OP1	59:14:3618:HOH:O	2.17	0.58
26:14:67:U:N3	26:14:74:A:H2	1.91	0.58
22:1L:9:A:H3'	22:1L:10:G:C8	2.39	0.58
1:13:664:G:N2	1:13:741:G:H1	1.98	0.58
26:14:71:A:C2	45:B5:31:HIS:NE2	2.68	0.58
1:1G:1324:A:H2'	1:1G:1325:C:C6	2.39	0.58
49:F5:84:GLY:CA	49:F5:85:LEU:HB3	2.34	0.58
31:39:101:LEU:O	31:39:106:ARG:NH1	2.37	0.58
1:13:1122:U:O4	1:13:1123:A:N6	2.37	0.58
7:62:65:ALA:HB3	7:62:124:LEU:HD23	1.85	0.58
26:14:491:G:H2'	26:14:492:A:H8	1.69	0.58
29:11:239:ARG:N	59:11:406:HOH:O	2.36	0.58
26:14:1639:U:O2'	26:14:1640:C:H5'	2.03	0.58
27:16:15:A:H3'	27:16:16:G:H5'	1.84	0.58
6:5E:100:ASN:C	18:9I:28:GLU:HB2	2.24	0.58

Continued on next page...

Continued from previous page...

Atom-1	Atom-2	Interatomic distance (Å)	Clash overlap (Å)
6:52:74:ASP:N	6:52:74:ASP:OD1	2.37	0.58
47:H8:154:ASP:OD1	47:H8:154:ASP:N	2.35	0.58
26:1H:792:G:H5''	26:1H:793:A:H5'	1.86	0.58
27:1J:88:C:H1'	27:1J:89:G:OP1	2.04	0.58
4:32:31:CYS:H	4:32:35:ARG:CZ	2.16	0.57
1:13:342:C:O2	1:13:347:G:N2	2.27	0.57
1:13:1391:U:H2'	1:13:1392:G:H8	1.69	0.57
26:1H:274:G:N2	26:1H:276:A:H61	2.01	0.57
33:51:56:SER:HB3	33:51:61:HIS:ND1	2.18	0.57
40:65:62:LYS:HA	40:65:65:VAL:HG12	1.85	0.57
43:D8:37:VAL:O	43:D8:38:LEU:HG	2.03	0.57
32:41:110:ALA:HA	32:41:140:ILE:O	2.04	0.57
26:14:1486:A:H2'	26:14:1487:G:C8	2.39	0.57
53:N8:36:CYS:HB2	53:N8:49:CYS:SG	2.44	0.57
20:BA:49:ALA:HA	20:BA:52:ALA:HB3	1.86	0.57
40:65:93:LYS:HG2	40:65:95:HIS:HB3	1.85	0.57
29:19:49:ILE:HD11	29:19:52:ARG:HA	1.86	0.57
27:1J:9:G:P	40:65:25:ARG:HH22	2.26	0.57
13:4I:114:ARG:HG3	13:4I:114:ARG:HH11	1.69	0.57
8:72:51:VAL:HG11	8:72:60:ARG:HE	1.68	0.57
26:1H:2503:A:H4'	26:1H:2504:U:OP1	2.03	0.57
29:11:36:PRO:HB2	29:11:37:LEU:HD12	1.86	0.57
46:G8:85:VAL:O	46:G8:86:ARG:HD3	2.04	0.57
1:1G:1321:C:N4	1:1G:1322:C:H41	2.01	0.57
28:71:19:ILE:HG12	28:71:223:ARG:HD3	1.86	0.57
1:13:835:U:H3	1:13:851:G:H1	1.51	0.57
1:13:1497:G:H2'	1:13:1498:U:H5'	1.85	0.57
20:BI:49:ALA:HA	20:BI:92:LEU:HD11	1.85	0.57
31:31:197:ASP:N	31:31:197:ASP:OD1	2.37	0.57
1:1G:1342:C:H4'	9:82:125:TYR:HB3	1.86	0.57
1:1G:1213:A:N6	1:1G:1215:G:N3	2.53	0.57
45:B5:51:VAL:HG13	45:B5:81:VAL:HG23	1.84	0.57
47:H8:10:ARG:HG3	47:H8:36:LYS:HB3	1.86	0.57
26:14:733:G:C5	59:14:3507:HOH:O	2.49	0.57
12:3I:47:LYS:HE3	25:4K:21:G:OP1	2.04	0.57
41:B8:24:PRO:CD	41:B8:52:ILE:HD12	2.33	0.57
32:41:67:LYS:HE2	32:41:67:LYS:H	1.69	0.57
38:88:66:ILE:O	38:88:67:ARG:HB2	2.05	0.57
47:H8:61:LEU:O	47:H8:64:GLY:HA2	2.04	0.57
6:5E:22:GLU:O	6:5E:26:ILE:HG13	2.03	0.57
35:58:132:ALA:O	35:58:134:ARG:NH2	2.38	0.57

Continued on next page...

Continued from previous page...

Atom-1	Atom-2	Interatomic distance (Å)	Clash overlap (Å)
42:85:66:ASN:O	42:85:70:ARG:HB2	2.04	0.57
1:1G:520:A:N1	1:1G:536:C:H1'	2.19	0.57
1:1G:45:U:H2'	1:1G:46:G:C8	2.40	0.57
2:12:118:LEU:HB3	2:12:142:LEU:HD12	1.86	0.57
26:14:861:A:H5''	26:14:862:G:OP2	2.04	0.57
15:6I:36:ILE:HD12	15:6I:63:ARG:HD3	1.86	0.57
50:K8:23:LYS:NZ	50:K8:27:GLU:OE2	2.37	0.57
6:52:30:LEU:HB3	6:52:35:ALA:HB3	1.85	0.57
1:13:976:G:OP1	14:5I:32:SER:N	2.31	0.57
26:1H:1021:A:C8	26:1H:1021:A:H3'	2.39	0.57
41:75:2:ASN:OD1	41:75:4:GLY:N	2.36	0.57
26:14:1463:C:H2'	26:14:1464:C:H6	1.69	0.57
49:F5:92:LYS:O	49:F5:94:LEU:N	2.37	0.57
10:1A:28:ARG:HH21	10:1A:34:VAL:HB	1.69	0.57
13:4A:13:LYS:HA	13:4A:44:ARG:NH1	2.19	0.57
26:14:2065:C:H2'	26:14:2066:C:C6	2.38	0.57
46:G8:97:ARG:NH2	46:G8:104:GLY:HA3	2.20	0.57
26:14:247:G:H4'	26:14:386:G:C5	2.39	0.57
26:14:706:A:H2'	26:14:707:G:O4'	2.05	0.57
32:49:56:ALA:HB2	32:49:153:ARG:CZ	2.35	0.57
26:1H:2580:U:H4'	30:21:130:GLY:HA3	1.87	0.57
26:14:673:C:H5''	31:39:81:PRO:HD2	1.85	0.57
27:16:90:C:P	38:88:16:ARG:HH21	2.28	0.57
27:16:50:G:OP1	40:A8:63:THR:OG1	2.20	0.57
42:C8:8:VAL:HG23	42:C8:11:ARG:HH21	1.68	0.57
32:41:11:TYR:HA	32:41:15:VAL:HB	1.86	0.57
26:1H:1639:U:OP1	59:1H:3752:HOH:O	2.18	0.57
42:C8:88:ILE:O	42:C8:88:ILE:HG22	2.04	0.57
41:75:3:ARG:N	41:75:4:GLY:HA3	2.20	0.57
26:1H:2001:A:H2'	26:1H:2002:G:H8	1.70	0.57
19:AA:66:MET:N	19:AA:67:VAL:HB	2.19	0.57
24:3L:72:C:C3'	24:3L:73:A:H5''	2.35	0.57
34:69:76:THR:HG21	34:69:140:LEU:CD1	2.35	0.57
26:1H:1794:U:H2'	26:1H:1795:C:C6	2.39	0.57
26:14:1341:U:OP2	26:14:1394:U:O2'	2.14	0.57
26:1H:1593:G:H2'	26:1H:1594:G:H8	1.68	0.57
17:8I:81:ARG:NH2	17:8I:83:ASP:OD2	2.37	0.57
1:13:1064:G:H4'	1:13:1065:U:OP1	2.04	0.57
6:52:7:ASN:HD21	18:9A:34:TYR:HE1	1.52	0.57
38:88:78:PRO:HB2	38:88:81:VAL:HG11	1.86	0.57
39:98:32:GLY:HA2	39:98:116:LEU:HD12	1.86	0.57

Continued on next page...

Continued from previous page...

Atom-1	Atom-2	Interatomic distance (Å)	Clash overlap (Å)
1:13:1103:C:OP1	59:13:1830:HOH:O	2.17	0.57
1:1G:554:C:H2'	1:1G:555:C:C6	2.39	0.57
1:13:491:G:H2'	1:13:492:G:O4'	2.04	0.57
26:1H:565:C:H4'	59:1H:3996:HOH:O	2.04	0.57
19:AA:38:SER:HB2	19:AA:71:LEU:HD23	1.85	0.57
5:42:33:VAL:HG12	5:42:112:LEU:HD12	1.87	0.57
26:1H:1221:C:H2'	26:1H:1222:C:H6	1.69	0.57
26:14:1444(A):A:O2'	26:14:1445:C:OP1	2.23	0.57
1:1G:1157:A:H61	1:1G:1177:G:H1	1.51	0.57
2:1E:163:PHE:HA	2:1E:185:ILE:O	2.05	0.57
26:1H:1026:U:H4'	26:1H:1027:A:OP1	2.04	0.57
22:1K:49:G:H4'	22:1K:50:C:OP2	2.04	0.57
26:14:1138:G:H21	35:15:106:MET:CE	2.16	0.57
3:22:84:ILE:HG23	3:22:85:ARG:HD2	1.85	0.57
40:65:61:ASN:HB3	40:65:64:GLU:HB3	1.86	0.57
1:13:736:C:H2'	1:13:737:A:C8	2.39	0.57
6:52:87:ARG:HH11	6:52:87:ARG:HG2	1.69	0.57
26:14:2064:C:H2'	26:14:2065:C:C6	2.39	0.57
26:14:1154:G:OP2	42:85:58:ARG:NH1	2.37	0.57
45:B5:65:ARG:HB2	45:B5:70:LEU:HB3	1.86	0.57
26:14:1499:C:H2'	26:14:1500:G:H8	1.70	0.57
1:1G:364:A:O2'	1:1G:365:U:H5'	2.04	0.57
1:1G:554:C:H2'	1:1G:555:C:H6	1.70	0.57
1:1G:828:A:H2'	1:1G:829:G:O4'	2.04	0.57
26:14:962:G:H2'	26:14:963:U:C6	2.39	0.57
22:1K:45:G:H2'	22:1K:47:U:OP2	2.05	0.57
1:1G:1072:G:H2'	1:1G:1073:U:O4'	2.05	0.57
26:1H:1359:A:C2	26:1H:1372:U:O4	2.57	0.57
26:1H:2210:G:H4'	26:1H:2211:G:OP2	2.04	0.57
1:13:67:C:O2'	1:13:171:A:N3	2.28	0.57
26:1H:2801:A:OP2	26:1H:2895:U:O2'	2.19	0.57
42:85:92:ARG:HD3	42:85:94:ASN:HB3	1.86	0.57
35:58:76:SER:O	35:58:76:SER:OG	2.21	0.57
5:4E:10:MET:HA	5:4E:32:VAL:HA	1.86	0.57
1:13:1298:C:H2'	7:6E:114:ARG:HH21	1.69	0.57
26:1H:1545(A):A:H2'	26:1H:1546:C:O4'	2.04	0.57
26:1H:831:G:N2	37:78:53:GLY:O	2.38	0.57
48:E5:51:VAL:N	48:E5:62:LEU:HD12	2.20	0.57
36:25:93:PRO:HD3	36:25:113:LYS:HD3	1.87	0.57
26:1H:1639:U:C2'	26:1H:1640:C:H5''	2.35	0.57
4:3E:107:ARG:NH2	4:3E:194:LEU:HD22	2.16	0.57

Continued on next page...

Continued from previous page...

Atom-1	Atom-2	Interatomic distance (Å)	Clash overlap (Å)
24:3L:15:G:H22	24:3L:48:C:N4	2.01	0.57
41:B8:12:SER:CA	41:B8:14:TYR:H	2.18	0.57
26:14:38:A:H2'	26:14:39:C:C6	2.39	0.57
40:65:33:LYS:HB3	40:65:34:HIS:HD2	1.68	0.57
50:G5:50:ILE:HD12	50:G5:51:ARG:H	1.69	0.57
30:21:52:LEU:HD13	30:21:53:PRO:HD2	1.87	0.57
30:21:51:PHE:O	30:21:74:PRO:HB2	2.04	0.57
1:1G:1279:A:O2'	1:1G:1282:C:N4	2.37	0.57
26:14:821:A:O2'	26:14:946:G:H5''	2.05	0.57
45:B5:5:TYR:CZ	50:G5:30:ARG:HG3	2.39	0.57
38:45:77:LYS:HE3	38:45:84:GLY:HA3	1.86	0.57
44:E8:14:PRO:HG2	44:E8:78:GLU:HB2	1.87	0.57
26:1H:786:C:C2'	26:1H:787:U:H5'	2.35	0.57
4:3E:18:LYS:HD3	4:3E:31:CYS:SG	2.44	0.57
26:14:1942:C:OP2	26:14:1943:U:O2'	2.12	0.57
29:19:10:THR:OG1	29:19:13:ARG:HB2	2.05	0.57
1:1G:451:A:N6	1:1G:480:U:H2'	2.20	0.57
39:55:10:LEU:O	39:55:12:ARG:HG3	2.04	0.57
14:5I:15:LYS:HG3	14:5I:16:PHE:CD2	2.39	0.57
1:1G:146:G:H2'	1:1G:147:G:H8	1.70	0.57
10:1A:33:GLN:HB3	10:1A:75:ILE:HD11	1.87	0.57
26:14:2017:U:P	59:14:3790:HOH:O	2.63	0.57
22:1L:9:A:H3'	22:1L:10:G:N7	2.19	0.57
1:1G:1435:G:H2'	1:1G:1436:U:C5	2.40	0.57
41:B8:36:GLU:OE1	41:B8:41:ARG:NH2	2.31	0.57
26:1H:1296:G:O2'	26:1H:1297:C:H5'	2.05	0.57
26:1H:142:G:O2'	45:F8:35:THR:HG21	2.05	0.57
26:1H:1595:G:O6	59:1H:3742:HOH:O	2.17	0.57
26:1H:1110:G:O2'	26:1H:1111:A:O5'	2.21	0.57
40:65:62:LYS:O	40:65:66:ALA:N	2.38	0.57
7:62:113:GLU:O	7:62:119:ARG:HD3	2.04	0.57
3:22:37:GLN:O	3:22:41:GLY:N	2.35	0.57
1:1G:1327:C:OP2	21:1B:12:LYS:NZ	2.37	0.57
26:14:2415:G:H4'	37:35:67:MET:H	1.69	0.57
1:1G:324:G:N1	1:1G:327:A:OP2	2.38	0.57
6:5E:100:ASN:HB2	18:9I:28:GLU:HA	1.87	0.57
43:95:21:ARG:HH21	43:95:21:ARG:CG	2.17	0.57
26:14:1819:A:H4'	26:14:1820:U:O5'	2.05	0.57
31:39:78:ILE:HA	31:39:83:PHE:CD2	2.39	0.57
26:14:2339:G:H2'	26:14:2340:G:H8	1.70	0.57
1:13:553:A:H5''	12:3I:24:VAL:HG21	1.87	0.57

Continued on next page...

Continued from previous page...

Atom-1	Atom-2	Interatomic distance (Å)	Clash overlap (Å)
15:6A:25:THR:HG21	15:6A:70:LEU:HB2	1.87	0.57
11:2I:85:ARG:HG2	11:2I:112:THR:H	1.70	0.57
26:1H:847:U:C5	26:1H:933:A:N1	2.73	0.57
26:1H:2139:C:H42	26:1H:2152:G:H1	1.51	0.57
1:1G:1053:G:H5''	1:1G:1054:C:H3'	1.86	0.57
40:65:106:ARG:NH1	40:65:107:GLU:OE2	2.38	0.57
1:1G:1314:C:H2'	1:1G:1315:U:C6	2.39	0.57
1:1G:1316:G:H4'	14:5A:18:VAL:HG11	1.87	0.57
26:1H:1731:G:H2'	26:1H:1732:A:H8	1.70	0.57
39:55:97:VAL:HG12	39:55:114:VAL:HG22	1.86	0.57
34:69:78:THR:C	34:69:80:PRO:HD3	2.25	0.57
34:69:14:ASP:N	34:69:17:GLN:OE1	2.34	0.57
26:1H:856:C:H5'	48:I8:27:GLU:OE2	2.04	0.57
4:3E:97:LEU:O	4:3E:100:ARG:HG3	2.04	0.57
26:1H:459:U:H5''	54:P8:40:TRP:CD2	2.40	0.57
26:14:1204:A:H2	26:14:1241:A:N1	2.02	0.57
26:1H:2132:U:H3	28:71:5:LYS:HB3	1.68	0.57
26:1H:997:G:OP1	42:C8:93:LYS:HD2	2.05	0.57
1:1G:1147:C:O2	9:82:16:ARG:NH1	2.38	0.56
47:D5:102:LEU:HD23	47:D5:103:ARG:H	1.70	0.56
26:14:2689:U:P	26:14:2719:G:H22	2.28	0.56
29:19:30:GLU:HG3	29:19:63:ARG:NH2	2.20	0.56
26:1H:588:U:O4	26:1H:670:A:H1'	2.05	0.56
38:88:21:THR:HG21	38:88:25:ASP:HB2	1.87	0.56
1:1G:1015:A:O2'	14:5A:15:LYS:HE2	2.05	0.56
26:1H:1386:C:H2'	26:1H:1387:C:C6	2.38	0.56
36:25:64:ARG:NH1	36:25:81:ASP:OD1	2.38	0.56
26:14:1688:U:O2	26:14:1700:A:H5'	2.05	0.56
40:65:11:LYS:HG3	40:65:91:PRO:HD3	1.86	0.56
26:1H:1188:U:H4'	43:D8:79:VAL:HG22	1.86	0.56
31:39:124:LEU:HG	31:39:126:VAL:HG12	1.85	0.56
47:D5:3:TYR:O	47:D5:58:VAL:N	2.29	0.56
26:1H:50:U:H3'	26:1H:51:G:H5'	1.87	0.56
28:71:45:ALA:H	28:71:171:ILE:HG22	1.70	0.56
55:M5:8:LYS:HB3	55:M5:12:LYS:HE3	1.86	0.56
26:14:2656:U:H3	26:14:2665:A:H2	1.50	0.56
44:A5:58:ALA:HB1	44:A5:64:MET:HB2	1.86	0.56
26:1H:2592:G:H4'	59:1H:3612:HOH:O	2.05	0.56
26:14:1871:A:H2'	26:14:1872:A:C8	2.40	0.56
41:75:10:VAL:O	41:75:12:SER:N	2.39	0.56
26:1H:2314:C:H2'	26:1H:2315:G:C8	2.35	0.56

Continued on next page...

Continued from previous page...

Atom-1	Atom-2	Interatomic distance (Å)	Clash overlap (Å)
37:78:65:ARG:HB3	59:78:305:HOH:O	2.05	0.56
33:59:72:ILE:HG13	33:59:76:VAL:HG23	1.87	0.56
1:1G:376:G:O3'	16:7A:5:ARG:NH1	2.35	0.56
26:1H:312:G:H5'	26:1H:331:A:O2'	2.04	0.56
1:1G:15:G:H2'	1:1G:16:A:H8	1.71	0.56
1:1G:407:G:H2'	1:1G:408:A:C8	2.40	0.56
17:8A:59:ILE:HG22	17:8A:71:PHE:HD2	1.68	0.56
26:1H:6:A:H4'	35:58:129:PRO:HB3	1.88	0.56
1:1G:45:U:H2'	1:1G:46:G:H8	1.69	0.56
1:1G:362:G:O2'	12:3A:33:ARG:NH2	2.38	0.56
1:1G:564:C:O2'	8:72:91:ARG:NH2	2.38	0.56
4:32:98:GLU:OE2	4:32:103:ASN:ND2	2.38	0.56
8:72:14:ARG:O	8:72:18:ARG:HG2	2.05	0.56
1:1G:134:A:H61	16:7A:25:ARG:NH1	2.02	0.56
26:14:1063:G:O6	26:14:1075:C:O2'	2.17	0.56
35:58:10:GLU:HG3	35:58:11:PRO:HD2	1.86	0.56
26:14:617:G:OP1	31:39:40:GLN:HG3	2.05	0.56
26:1H:1140:C:OP1	35:58:23:LEU:HB3	2.05	0.56
2:1E:48:MET:HA	2:1E:51:LEU:HB2	1.85	0.56
19:AI:41:VAL:CG2	19:AI:44:MET:HB2	2.31	0.56
38:45:138:ASP:N	38:45:139:GLU:CA	2.61	0.56
29:19:182:LEU:N	29:19:272:ALA:HB3	2.15	0.56
1:1G:1178:G:H5''	9:82:93:ARG:HH22	1.70	0.56
41:75:7:ILE:O	41:75:11:GLU:HB2	2.05	0.56
26:1H:98:G:OP1	50:K8:3:LEU:HA	2.04	0.56
1:1G:1535:C:H42	25:4L:9:G:H22	1.53	0.56
31:31:29:ASN:H	31:31:112:MET:HE3	1.68	0.56
26:1H:365:C:OP2	59:1H:3743:HOH:O	2.17	0.56
16:7I:5:ARG:NE	16:7I:22:THR:HG21	2.21	0.56
26:14:1952:A:C5	36:25:22:ILE:HD11	2.40	0.56
53:J5:16:ARG:HG2	53:J5:16:ARG:HH11	1.70	0.56
26:1H:2849:U:H4'	26:1H:2868:A:C2	2.40	0.56
31:39:129:PHE:HA	31:39:142:TRP:NE1	2.20	0.56
26:14:140:A:C8	26:14:1408:C:O2'	2.57	0.56
1:13:323:U:H2'	1:13:324:G:O4'	2.06	0.56
16:7I:21:VAL:HG23	16:7I:34:GLU:H	1.69	0.56
26:14:960:A:H61	38:45:83:MET:HE1	1.70	0.56
26:1H:1188:U:C4'	43:D8:79:VAL:HG22	2.36	0.56
8:7E:9:MET:SD	8:7E:32:LYS:HG2	2.45	0.56
7:6E:74:GLU:OE1	7:6E:95:ARG:NH2	2.38	0.56
26:14:1655:A:OP1	59:14:3619:HOH:O	2.18	0.56

Continued on next page...

Continued from previous page...

Atom-1	Atom-2	Interatomic distance (Å)	Clash overlap (Å)
26:1H:1454:U:OP1	39:98:77:ARG:NH1	2.35	0.56
20:BI:50:GLU:HA	20:BI:100:ILE:HG22	1.87	0.56
26:14:2611:U:H5'	26:14:2611:U:H6	1.70	0.56
49:J8:23:LYS:HB3	49:J8:29:GLY:HA3	1.87	0.56
8:72:19:VAL:HG23	8:72:21:LYS:HB3	1.86	0.56
35:58:18:ALA:HA	35:58:21:LYS:HG3	1.86	0.56
1:13:1460:A:OP1	20:BI:27:LYS:NZ	2.39	0.56
8:7E:25:ASP:OD1	8:7E:60:ARG:HG3	2.06	0.56
39:98:100:LEU:HD11	39:98:113:LEU:HD13	1.88	0.56
47:D5:94:GLU:HB3	47:D5:96:VAL:HG23	1.87	0.56
15:6I:53:HIS:ND1	15:6I:53:HIS:O	2.38	0.56
30:29:16:ARG:NH2	30:29:171:GLU:OE1	2.33	0.56
1:1G:841:U:H3'	1:1G:841:U:H6	1.70	0.56
47:H8:139:VAL:HG13	47:H8:155:LEU:HD21	1.87	0.56
32:49:41:GLN:NE2	32:49:154:GLY:O	2.27	0.56
39:55:106:GLY:O	39:55:107:ASP:HB3	2.05	0.56
26:1H:2776:A:H4'	26:1H:2777:G:H5''	1.87	0.56
26:1H:2308:G:N3	26:1H:2308:G:H2'	2.21	0.56
17:8I:65:ILE:HG21	17:8I:69:LYS:HE2	1.86	0.56
26:14:1035:U:H2'	26:14:1036:G:C8	2.40	0.56
2:1E:111:ARG:HD3	2:1E:145:LEU:HD21	1.86	0.56
26:1H:818:G:H5'	26:1H:839:U:OP1	2.05	0.56
31:39:63:LYS:HZ1	31:39:67:GLN:HB2	1.69	0.56
10:1I:54:PHE:CZ	10:1I:55:LYS:NZ	2.72	0.56
15:6I:25:THR:HG21	15:6I:70:LEU:HB2	1.87	0.56
29:19:44:ASN:HB3	29:19:45:ASN:CB	2.35	0.56
1:13:827:U:C5	1:13:870:U:C4	2.94	0.56
10:1A:22:LYS:O	10:1A:26:ALA:N	2.36	0.56
26:14:2065:C:H2'	26:14:2066:C:H6	1.68	0.56
26:1H:85:G:OP2	46:G8:9:LYS:HB2	2.05	0.56
26:1H:330:A:O2'	26:1H:331:A:H8	1.89	0.56
34:61:113:ARG:HB3	34:61:131:LYS:HD3	1.88	0.56
39:55:13:HIS:HD2	39:55:15:SER:H	1.53	0.56
31:31:197:ASP:O	31:31:199:TRP:N	2.38	0.56
9:82:51:ARG:HG2	9:82:56:LEU:HD13	1.87	0.56
16:7I:19:ILE:HD12	16:7I:36:ILE:O	2.06	0.56
26:1H:2855:C:H2'	26:1H:2856:C:H6	1.71	0.56
26:1H:625:G:N7	37:78:107:LYS:NZ	2.52	0.56
26:14:1437:C:H6	26:14:1437:C:H5''	1.70	0.56
6:5E:23:LYS:HD3	6:5E:61:LEU:HD21	1.86	0.56
1:13:645:C:P	59:13:1848:HOH:O	2.62	0.56

Continued on next page...

Continued from previous page...

Atom-1	Atom-2	Interatomic distance (Å)	Clash overlap (Å)
1:13:554:C:H2'	1:13:555:C:H6	1.70	0.56
26:1H:1050:A:H2'	26:1H:1051:G:C8	2.40	0.56
26:1H:1021:A:H8	26:1H:1021:A:H3'	1.70	0.56
40:A8:59:LYS:HG2	40:A8:60:GLY:N	2.19	0.56
26:14:90:U:HO2'	26:14:91:A:H8	1.53	0.56
38:45:38:GLU:HG3	38:45:127:ILE:CG2	2.35	0.56
27:16:15:A:H1'	27:16:109:G:C8	2.41	0.56
5:42:7:GLU:OE1	5:42:37:ARG:NH2	2.38	0.56
40:65:48:LEU:HD23	40:65:82:ILE:HD11	1.88	0.56
26:1H:2373:G:H1	26:1H:2380:C:H42	1.53	0.56
36:25:4:PRO:O	36:25:5:GLN:HB2	2.04	0.56
42:85:95:LEU:HD13	43:95:4:ILE:HG23	1.87	0.56
26:14:2360:A:H2'	26:14:2361:A:O4'	2.05	0.56
2:1E:237:ALA:O	2:1E:239:VAL:N	2.39	0.56
27:1J:94:C:H2'	27:1J:95:U:C6	2.41	0.56
26:14:848:G:H2'	26:14:849:A:C8	2.40	0.56
4:3E:104:VAL:O	4:3E:107:ARG:N	2.39	0.56
1:13:1366:C:H2'	1:13:1367:C:C6	2.39	0.56
4:32:53:ASP:HB3	4:32:57:ARG:HH12	1.69	0.56
47:H8:4:ARG:HD3	47:H8:60:GLU:OE2	2.04	0.56
1:1G:1315:U:H2'	1:1G:1316:G:O4'	2.05	0.56
26:14:1060:U:H5''	26:14:1061:U:C5	2.41	0.56
38:45:66:ILE:HD12	38:45:67:ARG:N	2.21	0.56
1:1G:142:G:H1	1:1G:221:C:H42	1.53	0.56
15:6A:26:GLU:OE2	15:6A:77:ARG:NH1	2.38	0.56
6:5E:96:PRO:HB3	18:9I:30:ASP:CG	2.25	0.56
26:14:863:A:H2'	26:14:864:G:C8	2.41	0.56
35:15:34:LEU:HD21	35:15:120:LEU:HD13	1.86	0.56
10:1I:81:THR:HA	10:1I:84:GLN:HG2	1.86	0.56
26:14:443:A:H1'	26:14:1201:C:O4'	2.05	0.56
38:45:139:GLU:HG3	47:D5:76:LEU:HD21	1.88	0.56
26:1H:620:G:H4'	26:1H:621:A:C5'	2.26	0.56
1:13:1234:C:H2'	1:13:1235:U:C6	2.41	0.56
36:68:107:ARG:NH1	41:B8:36:GLU:OE2	2.39	0.56
1:13:1060:C:HO2'	10:1I:56:HIS:HD1	1.50	0.56
26:1H:127:A:H5''	26:1H:128:C:C6	2.40	0.56
26:14:2880:C:O2	39:55:93:GLY:N	2.34	0.56
1:13:1164:G:N2	1:13:1172:C:O2	2.38	0.56
6:52:68:PRO:HG2	6:52:71:ARG:HG3	1.87	0.56
30:29:23:VAL:O	30:29:24:THR:HB	2.05	0.56
2:1E:7:VAL:HG21	2:1E:217:ARG:HH11	1.70	0.56

Continued on next page...

Continued from previous page...

Atom-1	Atom-2	Interatomic distance (Å)	Clash overlap (Å)
18:9I:85:LEU:HD12	18:9I:87:ARG:H	1.70	0.56
26:14:754:C:H2'	26:14:755:C:C6	2.41	0.56
20:BI:40:ALA:HB2	20:BI:55:ILE:HG22	1.87	0.56
4:32:61:LYS:HD2	4:32:206:PHE:CE2	2.41	0.56
1:1G:1002:G:H1	1:1G:1038:C:H42	1.54	0.56
29:19:146:GLU:HB2	29:19:189:CYS:HB3	1.86	0.56
1:13:186:C:O4'	20:BI:81:LYS:NZ	2.39	0.56
23:2L:9:G:O2'	23:2L:10:G:N7	2.33	0.56
26:1H:1155:A:OP1	42:C8:55:ARG:HD3	2.06	0.56
34:69:130:TYR:C	34:69:131:LYS:HD2	2.26	0.56
26:1H:2531:A:H5'	33:51:157:TYR:CZ	2.41	0.56
4:32:32:ALA:H	4:32:35:ARG:HD3	1.69	0.56
26:1H:1019:U:O2'	26:1H:1021:A:H2	1.88	0.56
20:BI:26:ASN:O	20:BI:30:LYS:HB2	2.05	0.56
1:1G:1322:C:O2	1:1G:1322:C:H2'	2.06	0.56
3:22:125:GLU:HG2	3:22:190:ARG:O	2.06	0.56
26:14:1154:G:OP1	42:85:58:ARG:HD3	2.06	0.56
1:1G:1262:C:H42	1:1G:1273:G:H1	1.52	0.56
38:45:75:THR:HG22	38:45:90:VAL:H	1.70	0.56
26:1H:2562:U:H1'	36:68:23:ARG:NH1	2.21	0.56
26:1H:33:U:H4'	26:1H:34:C:OP1	2.05	0.56
36:68:34:THR:OG1	36:68:35:VAL:N	2.37	0.56
1:13:1178:G:OP2	9:8E:93:ARG:NH2	2.33	0.56
36:68:64:ARG:HB2	36:68:79:PHE:CG	2.41	0.56
3:2E:60:ALA:N	3:2E:63:ASN:OD1	2.39	0.56
1:13:501:C:H2'	1:13:502:G:H8	1.71	0.56
1:13:1510:U:H2'	1:13:1511:G:C8	2.41	0.56
7:62:146:GLU:OE1	11:2A:54:ARG:NE	2.36	0.56
26:1H:2444:G:OP2	31:31:68:LYS:HE3	2.06	0.56
4:3E:86:LYS:HD3	4:3E:87:GLY:H	1.70	0.56
26:14:718:A:H3'	26:14:719:C:H6	1.70	0.56
34:69:93:THR:H	34:69:96:ASP:HB2	1.69	0.56
33:51:6:ARG:NH1	33:51:54:ARG:HH12	2.04	0.56
4:32:31:CYS:HB2	4:32:35:ARG:NH1	2.21	0.56
26:14:2572:A:N7	30:29:144:ARG:HD2	2.20	0.56
33:51:60:ARG:HG2	33:51:60:ARG:HH11	1.71	0.56
44:E8:37:ARG:HD3	44:E8:38:TYR:CE2	2.41	0.56
26:14:2275:C:H5'	26:14:2275:C:H6	1.69	0.56
1:13:1117:G:H5''	9:8E:104:ARG:NH1	2.21	0.56
46:G8:94:LYS:CE	46:G8:95:LYS:H	2.19	0.56
26:1H:1264:G:H5'	53:N8:11:THR:CG2	2.36	0.56

Continued on next page...

Continued from previous page...

Atom-1	Atom-2	Interatomic distance (Å)	Clash overlap (Å)
36:25:122:LEU:HD23	41:75:43:GLN:NE2	2.20	0.56
26:14:273(C):C:H42	26:14:363(C):G:H1	1.54	0.56
12:3I:24:VAL:HB	12:3I:27:LEU:HD12	1.87	0.56
26:14:323:G:H2'	31:39:169:ASN:ND2	2.21	0.56
36:25:88:ASN:HB3	36:25:94:ARG:HD3	1.88	0.56
19:AA:56:GLN:HG2	19:AA:57:HIS:H	1.71	0.56
1:13:224:C:H2'	1:13:225:C:C6	2.41	0.56
42:C8:110:VAL:O	42:C8:113:ALA:HB3	2.06	0.56
47:H8:132:ASN:ND2	47:H8:132:ASN:H	2.04	0.56
26:14:363(E):U:H5'	26:14:363(F):A:OP2	2.06	0.56
26:1H:1705:G:C2'	26:1H:1706:U:H5'	2.36	0.56
2:1E:215:LEU:O	2:1E:219:VAL:HG23	2.05	0.56
47:D5:71:VAL:HG12	47:D5:88:PHE:CD1	2.41	0.56
32:41:35:GLU:OE1	32:41:36:LYS:N	2.38	0.56
26:14:602:G:OP2	26:14:602:G:H8	1.89	0.56
24:3K:9:A:O2'	24:3K:46:G:O4'	2.21	0.56
24:3K:5:C:H2'	24:3K:6:G:C8	2.41	0.56
1:13:186(E):C:H2'	1:13:186(F):C:O4'	2.06	0.56
25:4K:13:A:H61	25:4K:14:A:N6	2.04	0.56
1:13:1263:C:H2'	1:13:1264:C:C6	2.41	0.56
29:19:69:ARG:HD3	29:19:105:ILE:HD11	1.87	0.56
12:3I:111:LYS:HD3	12:3I:112:ASP:N	2.21	0.56
1:13:323:U:H5'	20:BI:23:ARG:HB2	1.86	0.56
1:13:1190:G:H5''	3:2E:176:HIS:CE1	2.41	0.56
26:14:959:A:N6	26:14:960:A:N1	2.53	0.56
26:14:2113:U:H3'	26:14:2114:A:H4'	1.88	0.56
26:14:824:A:H1'	26:14:2358:G:N7	2.21	0.56
29:11:124:PRO:HG2	29:11:129:ASN:ND2	2.21	0.56
1:1G:269:C:H2'	1:1G:270:A:H8	1.71	0.56
26:14:637:A:H2'	37:35:117:GLU:OE2	2.05	0.56
4:32:65:ARG:HD2	4:32:72:GLU:HA	1.88	0.56
33:59:74:ASN:HA	33:59:77:LYS:HB2	1.88	0.56
1:1G:1446:A:OP1	1:1G:1446:A:H4'	2.06	0.56
47:D5:157:LEU:HD12	47:D5:161:VAL:HA	1.88	0.56
29:11:26:LYS:HE3	29:11:83:GLU:OE2	2.06	0.55
52:M8:42:PHE:CD1	52:M8:43:TYR:HB3	2.40	0.55
17:8I:45:HIS:O	17:8I:73:VAL:HG23	2.05	0.55
26:1H:1653:G:N2	59:1H:3928:HOH:O	2.39	0.55
26:1H:860:U:H5	26:1H:917:A:N1	2.03	0.55
1:1G:1298:C:N4	7:62:114:ARG:HB3	2.21	0.55
53:J5:16:ARG:NH1	53:J5:17:ASP:OD1	2.39	0.55

Continued on next page...

Continued from previous page...

Atom-1	Atom-2	Interatomic distance (Å)	Clash overlap (Å)
1:13:191(C):G:H2'	1:13:191(D):U:O4'	2.06	0.55
26:1H:1349:A:H8	59:1H:3697:HOH:O	1.88	0.55
31:39:53:THR:HB	31:39:56:GLU:OE2	2.06	0.55
31:39:130:ALA:H	31:39:142:TRP:HD1	1.54	0.55
26:14:2262:U:H4'	26:14:2328:A:C2	2.41	0.55
26:1H:2150:U:H2'	26:1H:2151:G:C8	2.41	0.55
9:82:48:GLU:HA	9:82:51:ARG:HD2	1.88	0.55
1:13:475:G:H2'	1:13:476:G:C8	2.40	0.55
26:14:2861:G:O2'	26:14:2862:G:H5'	2.06	0.55
21:1F:2:GLY:O	21:1F:4:GLY:N	2.38	0.55
16:7I:20:VAL:HG21	16:7I:32:TYR:CD2	2.42	0.55
26:1H:1470:G:H5''	26:1H:1471:A:OP1	2.06	0.55
26:14:254:G:O6	55:M5:5:LYS:HG2	2.06	0.55
38:88:39:PRO:HA	38:88:97:VAL:O	2.06	0.55
26:1H:7:G:H1	26:1H:2896:C:H42	1.55	0.55
6:52:61:LEU:HD23	6:52:63:TYR:OH	2.07	0.55
33:51:92:ILE:HD12	33:51:92:ILE:H	1.70	0.55
48:I8:36:ILE:HD13	48:I8:36:ILE:O	2.05	0.55
1:13:339:C:OP2	36:68:97:ARG:NH1	2.38	0.55
2:1E:189:ASP:OD1	2:1E:205:ASP:HB3	2.07	0.55
30:29:56:PRO:HD2	30:29:58:ARG:NH2	2.21	0.55
38:88:77:LYS:HE3	38:88:84:GLY:O	2.05	0.55
29:11:39:LYS:HB3	29:11:40:THR:HA	1.88	0.55
26:1H:1025:G:O2'	59:1H:3751:HOH:O	2.18	0.55
20:BI:71:THR:HG22	20:BI:72:LEU:N	2.19	0.55
3:22:94:LEU:HD12	3:22:95:THR:HG23	1.88	0.55
4:32:60:GLU:HG2	4:32:202:LEU:HB2	1.88	0.55
3:2E:119:ARG:O	3:2E:123:GLN:HG3	2.06	0.55
4:32:61:LYS:HA	4:32:203:VAL:HG22	1.88	0.55
26:14:498:G:H21	46:C5:47:LYS:NZ	2.05	0.55
26:1H:1830:C:C2'	26:1H:1831:G:H5'	2.36	0.55
26:1H:1334:G:OP2	59:1H:3755:HOH:O	2.18	0.55
30:21:111:ARG:HA	39:98:1:MET:HE3	1.89	0.55
29:11:110:GLY:O	29:11:112:GLN:NE2	2.39	0.55
1:13:1059:C:O3'	14:5I:45:ARG:NH2	2.39	0.55
26:14:966:G:O2'	26:14:967:C:H5'	2.07	0.55
26:14:919:G:N2	26:14:2269:A:OP2	2.40	0.55
26:1H:2292:C:P	40:A8:17:ARG:HH22	2.29	0.55
26:1H:2261:C:H1'	26:1H:2388:A:N3	2.20	0.55
41:75:36:GLU:OE2	41:75:41:ARG:HD3	2.07	0.55
1:13:22:G:H2'	1:13:23:C:C6	2.41	0.55

Continued on next page...

Continued from previous page...

Atom-1	Atom-2	Interatomic distance (Å)	Clash overlap (Å)
2:1E:87:ARG:HH21	2:1E:232:PRO:HB3	1.71	0.55
55:Q8:33:ASN:HA	55:Q8:36:LYS:HD2	1.87	0.55
1:13:1075:C:OP1	2:1E:179:LYS:NZ	2.31	0.55
47:H8:92:SER:O	47:H8:130:PRO:HG2	2.06	0.55
37:35:50:ARG:HD3	55:M5:7:HIS:CD2	2.42	0.55
4:32:18:LYS:HZ2	4:32:33:MET:HB2	1.70	0.55
1:13:1129:C:O2'	1:13:1146:A:N1	2.40	0.55
35:58:120:LEU:HD22	35:58:122:VAL:HG23	1.88	0.55
41:B8:26:ASP:HB3	41:B8:92:GLY:H	1.71	0.55
26:1H:869:G:C6	59:1H:3698:HOH:O	2.59	0.55
1:1G:1143:G:H2'	1:1G:1144:G:C8	2.41	0.55
26:1H:2404:C:O3'	37:78:77:ARG:NH2	2.39	0.55
26:1H:1442:G:C2	26:1H:1550:C:O2	2.59	0.55
26:14:2495:G:O6	59:14:3622:HOH:O	2.18	0.55
36:25:10:VAL:HG13	36:25:17:ARG:O	2.06	0.55
24:3K:15:G:H1	24:3K:48:C:H42	1.54	0.55
26:1H:2251:G:OP1	38:88:82:ARG:NH1	2.39	0.55
26:1H:1292:U:H2'	26:1H:1293:C:C6	2.42	0.55
26:1H:1394:U:P	59:1H:3971:HOH:O	2.63	0.55
46:C5:91:GLU:HG3	46:C5:92:ASN:N	2.22	0.55
26:14:218:A:H2	26:14:235:U:H4'	1.70	0.55
15:6I:82:ILE:O	15:6I:86:GLY:N	2.39	0.55
27:1J:57:A:H2'	27:1J:58:A:O4'	2.06	0.55
27:1J:6:C:H2'	27:1J:7:G:H5"	1.87	0.55
10:1A:63:PHE:HD1	14:5A:58:LYS:HA	1.72	0.55
42:C8:68:ALA:O	42:C8:71:GLN:HB2	2.06	0.55
30:29:31:CYS:SG	30:29:51:PHE:HB2	2.46	0.55
26:14:1569:A:O2'	29:19:37:LEU:HD23	2.07	0.55
5:42:81:GLU:HB3	5:42:90:VAL:HG13	1.88	0.55
40:A8:100:ALA:HA	40:A8:103:GLU:HG2	1.89	0.55
34:69:76:THR:HG21	34:69:140:LEU:HD12	1.87	0.55
37:78:83:VAL:CG1	37:78:112:LEU:HD21	2.36	0.55
26:14:962:G:H2'	26:14:963:U:H6	1.70	0.55
38:45:19:GLY:O	38:45:99:PRO:HD2	2.06	0.55
30:21:78:LEU:HD23	30:21:78:LEU:O	2.07	0.55
29:19:158:ALA:O	29:19:161:THR:HG23	2.07	0.55
3:22:141:VAL:HA	3:22:144:SER:HB3	1.89	0.55
35:15:58:ASP:N	35:15:58:ASP:OD1	2.33	0.55
32:49:15:VAL:HG13	32:49:175:LEU:HB3	1.88	0.55
13:4I:45:VAL:HA	13:4I:48:LEU:HD22	1.89	0.55
52:M8:39:CYS:N	52:M8:42:PHE:HE2	2.04	0.55

Continued on next page...

Continued from previous page...

Atom-1	Atom-2	Interatomic distance (Å)	Clash overlap (Å)
26:1H:2593:U:H2'	26:1H:2594:C:C6	2.42	0.55
27:1J:46:A:H2'	27:1J:47:C:C6	2.42	0.55
26:14:1796:U:H2'	26:14:1797:C:H6	1.70	0.55
22:1K:74:C:H2'	22:1K:75:C:H5'	1.88	0.55
1:1G:683:G:O6	59:1G:1826:HOH:O	2.18	0.55
8:7E:64:LYS:HG2	8:7E:79:VAL:HG21	1.87	0.55
1:1G:1305:G:O2'	1:1G:1306:A:H8	1.90	0.55
1:13:877:C:OP1	8:7E:88:LYS:NZ	2.29	0.55
26:1H:1516:U:H2'	26:1H:1517:G:H8	1.72	0.55
1:1G:142:G:H2'	1:1G:143:A:C8	2.42	0.55
1:13:1396:A:H4'	1:13:1397:C:H5''	1.89	0.55
26:14:2413:G:H21	37:35:70:GLN:HE22	1.55	0.55
45:F8:84:ALA:HB3	45:F8:87:GLN:OE1	2.07	0.55
35:58:67:LEU:HA	35:58:87:LEU:HD12	1.88	0.55
26:1H:2324:C:H5''	26:1H:2325:G:H5'	1.89	0.55
1:1G:562:C:H1'	12:3A:15:ARG:HD2	1.88	0.55
26:14:1329:U:H5''	26:14:1330:C:H5	1.72	0.55
26:1H:507:A:H5''	26:1H:508:G:H3'	1.88	0.55
46:G8:29:GLU:HB3	46:G8:38:ILE:HG23	1.89	0.55
18:9A:32:ARG:HD2	18:9A:65:ILE:HD11	1.89	0.55
49:J8:53:VAL:HG11	49:J8:90:ILE:HD11	1.86	0.55
26:14:2298:A:H1'	26:14:2321:G:N2	2.21	0.55
13:4A:14:ARG:HA	13:4A:43:THR:O	2.07	0.55
48:E5:34:GLY:HA2	48:E5:61:ALA:O	2.07	0.55
41:B8:2:ASN:OD1	41:B8:3:ARG:N	2.39	0.55
1:13:406:G:H5'	4:3E:5:ILE:HD13	1.87	0.55
19:AI:51:VAL:O	19:AI:57:HIS:HA	2.07	0.55
40:A8:36:TYR:N	40:A8:36:TYR:CD1	2.75	0.55
26:1H:309:G:N3	26:1H:329:G:O2'	2.39	0.55
1:1G:991:U:C5	1:1G:1212:U:H1'	2.41	0.55
7:62:16:LEU:HD11	9:82:45:ALA:HB2	1.88	0.55
26:14:2577:A:O4'	53:J5:3:LYS:HB2	2.06	0.55
26:14:2611:U:C4	53:J5:3:LYS:HG3	2.42	0.55
13:4I:90:LEU:HA	13:4I:93:ARG:HB2	1.89	0.55
45:B5:88:LYS:HD3	45:B5:93:GLU:HG3	1.88	0.55
26:1H:1101:U:H2'	26:1H:1102:C:C6	2.41	0.55
26:14:317:G:H1	26:14:334:C:H42	1.55	0.55
33:51:116:GLU:HG3	33:51:117:PRO:HD2	1.87	0.55
49:J8:83:GLU:HG3	49:J8:85:LEU:H	1.72	0.55
49:J8:91:LYS:O	49:J8:93:GLU:HG2	2.07	0.55
2:1E:11:LEU:HD23	2:1E:213:LEU:HD22	1.89	0.55

Continued on next page...

Continued from previous page...

Atom-1	Atom-2	Interatomic distance (Å)	Clash overlap (Å)
26:1H:2595:G:N7	59:1H:3874:HOH:O	2.33	0.55
48:I8:14:ARG:NH1	59:I8:201:HOH:O	2.26	0.55
46:C5:17:SER:OG	46:C5:18:GLY:O	2.23	0.55
26:14:1970:A:P	59:14:3538:HOH:O	2.63	0.55
26:1H:2345:G:H4'	26:1H:2346:A:O5'	2.05	0.55
1:1G:620:C:H2'	1:1G:621:A:O4'	2.07	0.55
15:6I:39:LEU:HD13	15:6I:56:LEU:HB2	1.88	0.55
4:32:59:ARG:HH21	4:32:66:ARG:NH1	2.04	0.55
1:13:158:G:H2'	1:13:159:G:H8	1.72	0.55
1:1G:407:G:P	4:32:115:ARG:HH21	2.29	0.55
1:1G:1256:A:N6	1:1G:1278:U:OP2	2.39	0.55
39:55:86:ARG:HB3	39:55:118:GLU:OE1	2.05	0.55
27:16:3:C:H2'	27:16:4:C:C6	2.41	0.55
26:14:2468:G:H3'	26:14:2476:A:C2	2.42	0.55
26:14:2823:A:OP1	30:29:113:PHE:HB2	2.07	0.55
35:58:75:TYR:CE2	35:58:77:GLY:HA2	2.42	0.55
28:71:214:VAL:HG23	28:71:224:ILE:HG12	1.88	0.55
45:F8:80:ILE:O	45:F8:80:ILE:HG12	2.04	0.55
46:C5:48:ALA:O	46:C5:59:GLY:HA2	2.06	0.55
30:21:120:TRP:CE3	30:21:155:LYS:HD3	2.42	0.55
40:A8:105:ALA:O	40:A8:109:GLY:HA3	2.07	0.55
26:1H:1257:C:H4'	31:31:83:PHE:CD1	2.42	0.55
26:1H:2795:G:H2'	26:1H:2798:C:H5''	1.89	0.55
26:1H:1126:A:H4'	26:1H:1127:A:O5'	2.06	0.55
11:2I:41:THR:HG21	11:2I:71:LYS:HG3	1.89	0.55
26:14:2105:C:H2'	26:14:2106:G:O4'	2.05	0.55
26:14:2016:U:O2	53:J5:7:PRO:HG2	2.06	0.55
4:3E:157:LEU:HD12	4:3E:161:ASN:ND2	2.22	0.55
1:13:1126:U:O4	1:13:1127:G:C6	2.60	0.55
29:11:145:VAL:HG12	29:11:146:GLU:O	2.07	0.55
1:13:1049:U:OP1	14:5I:3:ARG:HB2	2.07	0.55
26:1H:2774:C:H2'	26:1H:2775:A:O4'	2.06	0.55
29:19:30:GLU:HB3	29:19:83:GLU:OE1	2.07	0.55
1:1G:1281:U:P	1:1G:1282:C:H41	2.30	0.55
1:1G:957:U:O2'	1:1G:959:A:N7	2.30	0.55
30:21:120:TRP:CD2	30:21:155:LYS:HD3	2.41	0.55
13:4A:49:THR:HB	13:4A:52:GLU:HG3	1.89	0.55
12:3A:60:LEU:HD21	12:3A:66:VAL:HG22	1.88	0.55
30:21:102:VAL:HG12	30:21:200:GLU:HA	1.89	0.55
12:3I:79:GLU:OE1	12:3I:80:HIS:NE2	2.40	0.55
22:1K:55:PSU:H6	22:1K:55:PSU:O5'	1.90	0.55

Continued on next page...

Continued from previous page...

Atom-1	Atom-2	Interatomic distance (Å)	Clash overlap (Å)
1:13:598:U:H4'	8:7E:94:TYR:CD2	2.42	0.55
26:1H:2584:U:H2'	26:1H:2585:U:H2'	1.89	0.55
1:1G:1028(A):C:H42	1:1G:1032(B):G:H1	1.55	0.55
42:85:86:ALA:HB2	42:85:116:ALA:HB2	1.89	0.55
35:15:133:GLN:O	35:15:134:ARG:HG3	2.06	0.55
26:14:1620:G:O4'	54:L5:1:MET:N	2.40	0.55
34:61:120:ILE:HG12	34:61:126:TYR:CE2	2.42	0.55
26:1H:2395:C:H5'	26:1H:2396:G:OP2	2.07	0.55
26:14:2287:A:C2	26:14:2346:A:C2	2.95	0.55
1:1G:413:G:O2'	1:1G:428:G:N2	2.40	0.55
1:1G:625:G:H2'	1:1G:626:U:C6	2.41	0.55
26:1H:1406:U:H2'	26:1H:1407:C:H6	1.69	0.55
1:13:451:A:N6	1:13:480:U:H2'	2.22	0.55
26:1H:142:G:H1'	45:F8:37:THR:CG2	2.35	0.55
26:1H:1110:G:O2'	26:1H:1111:A:H8	1.88	0.55
50:K8:47:ASN:C	50:K8:49:LYS:H	2.10	0.55
26:14:1041:C:H42	26:14:1114:G:H1	1.55	0.55
26:1H:1221:C:H2'	26:1H:1222:C:C6	2.42	0.55
4:3E:31:CYS:SG	4:3E:33:MET:HB2	2.47	0.55
24:3K:58:A:O2'	24:3K:60:U:OP2	2.24	0.55
26:14:2115:G:N1	26:14:2117:A:N7	2.55	0.55
46:C5:50:ARG:HG2	46:C5:53:PRO:HG2	1.88	0.55
17:8A:10:VAL:HG22	17:8A:53:LEU:HA	1.87	0.55
27:1J:104:A:H2'	27:1J:105:G:O4'	2.07	0.55
3:22:175:LEU:H	3:22:175:LEU:HD12	1.71	0.55
45:F8:36:LYS:HG2	45:F8:54:VAL:HB	1.89	0.55
12:3I:77:LEU:HD21	12:3I:107:ALA:HB2	1.87	0.55
47:H8:19:ARG:NH1	47:H8:84:GLU:HB2	2.22	0.54
30:21:197:ILE:HD11	30:21:199:ARG:HE	1.72	0.54
30:29:61:ARG:HA	30:29:63:LEU:HD22	1.88	0.54
2:12:19:HIS:CE1	2:12:206:ASP:HB2	2.41	0.54
2:12:19:HIS:ND1	2:12:204:ASN:HB3	2.22	0.54
9:82:96:LEU:HG	9:82:101:PHE:HB2	1.89	0.54
9:82:99:LEU:HB3	9:82:101:PHE:CE1	2.42	0.54
36:25:98:VAL:HG12	36:25:117:LEU:CB	2.38	0.54
32:49:76:SER:OG	32:49:84:LYS:N	2.40	0.54
26:14:1486:A:H2'	26:14:1487:G:H8	1.72	0.54
35:15:13:TRP:O	35:15:135:PRO:HD2	2.06	0.54
26:14:53:A:OP2	59:14:3625:HOH:O	2.18	0.54
24:3L:67:C:H2'	24:3L:68:G:C8	2.42	0.54
49:J8:64:ALA:HA	49:J8:67:ILE:HG13	1.89	0.54

Continued on next page...

Continued from previous page...

Atom-1	Atom-2	Interatomic distance (Å)	Clash overlap (Å)
41:B8:78:LEU:HD12	41:B8:79:HIS:CD2	2.42	0.54
26:14:1057:A:H5''	26:14:1086:A:O2'	2.08	0.54
30:29:4:ILE:HD13	30:29:28:ALA:HB1	1.88	0.54
1:1G:1137:C:H1'	1:1G:1138:G:C2	2.42	0.54
26:1H:413:C:OP1	59:1H:3753:HOH:O	2.18	0.54
26:14:6:A:N3	26:14:6:A:H2'	2.21	0.54
26:1H:1839:G:C8	26:1H:1839:G:H5''	2.41	0.54
17:8A:66:SER:OG	17:8A:69:LYS:HB2	2.07	0.54
30:21:47:VAL:O	30:21:80:GLU:HA	2.07	0.54
26:14:1901:A:OP2	29:19:255:LYS:HE2	2.06	0.54
24:3L:4:U:H3	24:3L:69:A:H61	1.54	0.54
1:13:924:C:O2'	1:13:1502:A:N6	2.40	0.54
39:98:2:ARG:O	39:98:5:LYS:HB2	2.06	0.54
26:1H:530:G:O4'	26:1H:530:G:N3	2.35	0.54
26:1H:1826:G:H4'	29:11:242:ARG:CZ	2.38	0.54
20:BA:37:SER:O	20:BA:41:ILE:HG13	2.08	0.54
4:3E:173:TRP:CD1	4:3E:174:LEU:HG	2.42	0.54
1:1G:999:U:H2'	1:1G:1000:A:C8	2.42	0.54
35:58:17:ASP:O	35:58:56:ASN:HB2	2.06	0.54
26:14:171:G:H2'	26:14:172:C:C6	2.42	0.54
34:61:113:ARG:NH2	34:61:132:PRO:HB3	2.23	0.54
1:1G:957:U:H1'	1:1G:960:U:H5	1.71	0.54
26:1H:34:C:O2'	26:1H:35:G:OP2	2.21	0.54
1:13:607:A:C2	16:7I:31:LYS:HE3	2.41	0.54
26:14:2129:C:H5''	26:14:2130:U:C5	2.42	0.54
26:1H:2023:G:H5'	26:1H:2617:C:H4'	1.89	0.54
26:1H:214:G:OP1	26:1H:214:G:H4'	2.07	0.54
40:A8:10:ARG:O	40:A8:14:VAL:HG13	2.07	0.54
39:98:51:LEU:HD22	39:98:66:VAL:HG13	1.89	0.54
37:35:132:LYS:HE2	37:35:136:GLU:HG3	1.88	0.54
49:J8:92:LYS:O	49:J8:95:LEU:N	2.39	0.54
47:D5:76:LEU:HD23	47:D5:76:LEU:H	1.72	0.54
46:G8:96:ILE:HA	46:G8:102:CYS:O	2.08	0.54
26:1H:1478:G:O6	26:1H:1510:A:N6	2.41	0.54
26:14:993:G:N3	43:95:89:GLN:NE2	2.55	0.54
26:1H:1534:G:N1	26:1H:1539:G:N3	2.53	0.54
42:85:88:ILE:HG23	42:85:90:VAL:HG23	1.89	0.54
26:14:142:G:H2'	26:14:143:C:C6	2.42	0.54
26:14:1260:G:H2'	26:14:1261:C:H6	1.72	0.54
23:2L:57:C:O2	32:49:78:SER:OG	2.24	0.54
16:7I:17:TYR:HE2	16:7I:41:PRO:HG3	1.72	0.54

Continued on next page...

Continued from previous page...

Atom-1	Atom-2	Interatomic distance (Å)	Clash overlap (Å)
2:12:73:THR:HG21	2:12:97:TRP:H	1.71	0.54
39:98:26:LYS:HE2	39:98:70:LEU:O	2.07	0.54
44:E8:30:GLU:O	44:E8:34:ASN:ND2	2.39	0.54
38:45:25:ASP:HA	38:45:102:VAL:HG23	1.90	0.54
37:78:121:LYS:O	37:78:123:LEU:N	2.40	0.54
26:14:67:U:H2'	26:14:68:G:C8	2.42	0.54
9:82:119:ALA:O	9:82:120:ARG:HB2	2.07	0.54
26:1H:991:C:H2'	26:1H:992:C:H6	1.72	0.54
4:32:18:LYS:HG3	57:32:302:SF4:S1	2.48	0.54
4:32:18:LYS:HZ3	4:32:31:CYS:HB2	1.70	0.54
26:14:2176:A:N1	28:79:172:HIS:NE2	2.53	0.54
46:G8:100:ALA:HB1	46:G8:101:LYS:CG	2.36	0.54
26:14:975:G:OP2	59:14:3624:HOH:O	2.18	0.54
1:13:1147:C:O2	9:8E:16:ARG:NH1	2.40	0.54
39:55:82:GLU:H	39:55:85:PRO:HG2	1.72	0.54
46:G8:97:ARG:NH2	46:G8:103:GLY:O	2.40	0.54
1:13:1015:A:H2'	1:13:1016:A:H8	1.72	0.54
40:65:15:ARG:HD2	40:65:25:ARG:HH21	1.72	0.54
26:14:2766:G:H5''	26:14:2767:C:OP2	2.06	0.54
26:1H:2177:C:H5''	28:71:213:TYR:HB2	1.89	0.54
1:13:626:U:C2	1:13:627:G:C8	2.95	0.54
41:B8:23:ARG:HG3	41:B8:120:ARG:NH1	2.22	0.54
5:4E:35:GLY:HA3	5:4E:112:LEU:O	2.07	0.54
26:1H:930:U:H4'	26:1H:931:G:O5'	2.08	0.54
37:78:71:VAL:HG12	37:78:72:PRO:HD3	1.88	0.54
12:3I:8:ASN:HA	12:3I:11:VAL:HG23	1.89	0.54
1:13:1435:G:H2'	1:13:1436:U:C6	2.42	0.54
26:1H:2619:C:OP1	30:21:152:LYS:HE3	2.07	0.54
31:39:181:LEU:HD23	31:39:186:ILE:HD11	1.89	0.54
32:49:27:ASN:HD22	32:49:28:VAL:H	1.53	0.54
38:45:28:ALA:HB3	38:45:105:GLU:OE2	2.06	0.54
26:14:259:G:HO2'	26:14:621:A:HO2'	1.55	0.54
26:14:2319:G:N2	26:14:2334:G:OP1	2.21	0.54
31:39:143:ALA:O	31:39:148:LEU:HB2	2.08	0.54
5:42:102:ALA:HB3	5:42:107:ARG:HB2	1.89	0.54
1:13:353:A:C8	1:13:353:A:H5'	2.40	0.54
26:1H:139:G:N3	26:1H:141:A:N1	2.55	0.54
26:1H:1983:C:O2'	26:1H:1984:G:H5'	2.07	0.54
34:61:69:LYS:HG3	34:61:136:VAL:HB	1.89	0.54
1:1G:653:A:C8	8:72:56:LYS:HE3	2.42	0.54
40:A8:106:ARG:NE	40:A8:106:ARG:H	2.04	0.54

Continued on next page...

Continued from previous page...

Atom-1	Atom-2	Interatomic distance (Å)	Clash overlap (Å)
26:1H:2849:U:H5'	26:1H:2867:G:N2	2.22	0.54
26:1H:308:G:H5''	26:1H:309:G:OP2	2.07	0.54
29:19:242:ARG:N	29:19:242:ARG:HD3	2.22	0.54
26:14:2749:A:N1	26:14:2750:A:N6	2.56	0.54
26:1H:618:G:H2'	26:1H:618(A):C:C6	2.43	0.54
1:1G:590:C:H2'	1:1G:591:U:H6	1.73	0.54
26:14:1644:C:C2'	26:14:1645:G:H5'	2.37	0.54
34:61:77:LEU:CD1	34:61:140:LEU:HB3	2.38	0.54
7:6E:62:PHE:HA	7:6E:124:LEU:HD22	1.89	0.54
1:1G:1466:C:H2'	1:1G:1467:G:O4'	2.07	0.54
26:14:2052:G:O4'	30:29:142:GLY:HA3	2.07	0.54
26:14:1251:C:H5	59:14:3908:HOH:O	1.89	0.54
28:79:16:PRO:HA	28:79:223:ARG:HG2	1.88	0.54
26:1H:1432:C:H2'	26:1H:1433:U:O4'	2.08	0.54
1:13:872:A:C4	1:13:874:G:N7	2.76	0.54
1:1G:631:G:H1'	1:1G:632:A:C8	2.42	0.54
1:1G:1229:A:OP1	13:4A:116:THR:HG23	2.08	0.54
11:2A:41:THR:OG1	11:2A:42:TRP:N	2.40	0.54
1:1G:1418:A:H2	26:14:1948:G:N3	2.05	0.54
38:88:48:GLU:O	38:88:48:GLU:HG3	2.07	0.54
17:8A:5:VAL:HG22	17:8A:60:ILE:HG12	1.89	0.54
7:62:115:ARG:O	7:62:118:VAL:HG22	2.07	0.54
12:3I:60:LEU:HD12	12:3I:62:SER:OG	2.08	0.54
1:1G:1442:G:O2'	1:1G:1443:G:OP1	2.25	0.54
26:1H:1889:A:N1	26:1H:2234:G:H1'	2.21	0.54
24:3L:21:A:N3	24:3L:21:A:H2'	2.23	0.54
26:1H:1110:G:HO2'	26:1H:1111:A:P	2.29	0.54
31:31:130:ALA:H	31:31:132:VAL:HG13	1.73	0.54
1:1G:1014:A:H2'	1:1G:1015:A:C8	2.42	0.54
29:11:124:PRO:HG2	29:11:129:ASN:HD21	1.72	0.54
4:3E:156:GLU:O	4:3E:160:GLN:HB3	2.07	0.54
27:16:55:U:OP2	59:16:305:HOH:O	2.17	0.54
1:1G:1025:U:H5'	1:1G:1026:G:H5'	1.89	0.54
26:1H:1932:A:H2'	26:1H:1933:G:O4'	2.08	0.54
26:1H:483:A:C8	26:1H:484:C:C5	2.95	0.54
23:2L:21:U:O2	23:2L:21:U:H2'	2.06	0.54
13:4I:16:ASP:OD1	13:4I:16:ASP:N	2.39	0.54
26:1H:323:G:C8	31:31:171:PRO:HG3	2.43	0.54
26:1H:2169:A:N7	26:1H:2170:A:N6	2.54	0.54
8:72:109:ILE:HG22	8:72:137:VAL:HB	1.90	0.54
39:98:38:VAL:HB	39:98:39:PRO:HD3	1.88	0.54

Continued on next page...

Continued from previous page...

Atom-1	Atom-2	Interatomic distance (Å)	Clash overlap (Å)
29:11:38:LYS:HZ3	29:11:38:LYS:C	2.10	0.54
29:11:38:LYS:HA	29:11:39:LYS:HD2	1.89	0.54
41:75:50:ILE:HD11	41:75:102:ILE:CD1	2.35	0.54
47:H8:125:LEU:HG	47:H8:164:ALA:HB3	1.90	0.54
1:13:1301:U:O2'	1:13:1302:U:H3'	2.07	0.54
26:1H:1588:C:H2'	26:1H:1589:C:C6	2.40	0.54
26:14:1678:G:N3	26:14:1678:G:H2'	2.22	0.54
27:16:11:C:H3'	27:16:12:C:C6	2.43	0.54
13:4I:3:ARG:HH11	13:4I:7:VAL:HG22	1.73	0.54
26:14:1159:U:H2'	26:14:1160:G:H8	1.71	0.54
26:14:994:C:OP1	42:85:53:ARG:NH2	2.39	0.54
1:13:814:A:N7	1:13:816:A:C4	2.75	0.54
20:BA:53:LEU:HD12	20:BA:100:ILE:HG22	1.89	0.54
27:16:78:A:C2	27:16:99:A:C4	2.96	0.54
36:25:59:LYS:HB3	36:25:87:ILE:HG22	1.89	0.54
24:3K:72:C:H2'	24:3K:73:A:H5''	1.90	0.54
1:1G:464:G:H1'	1:1G:468:A:H61	1.71	0.54
26:1H:2772:C:H2'	26:1H:2773:C:C6	2.43	0.54
27:16:73:A:C4	27:16:104:A:C2	2.95	0.54
1:1G:1513:A:H2'	1:1G:1514:C:C6	2.42	0.54
46:G8:89:PHE:HD1	46:G8:90:LEU:H	1.54	0.54
47:D5:29:TYR:CE1	47:D5:87:ASP:HB3	2.43	0.54
41:B8:77:PRO:HG2	41:B8:80:SER:HB2	1.90	0.54
6:5E:44:GLY:HA2	6:5E:59:TYR:CZ	2.43	0.54
52:M8:36:CYS:SG	52:M8:38:LYS:N	2.80	0.54
33:51:170:ARG:HA	33:51:171:LEU:CB	2.34	0.54
41:75:6:LEU:O	41:75:10:VAL:HG23	2.08	0.54
1:1G:1320:C:N3	19:AA:36:ARG:NH2	2.55	0.54
33:51:10:PRO:O	33:51:11:VAL:HG13	2.08	0.54
26:1H:1103:A:H3'	26:1H:1104:C:H6	1.73	0.54
40:65:106:ARG:O	40:65:106:ARG:NH1	2.33	0.54
26:14:142:G:H2'	26:14:143:C:H6	1.71	0.54
1:1G:750:G:H1'	15:6A:22:THR:OG1	2.08	0.54
13:4A:37:THR:HG22	13:4A:55:ARG:HE	1.72	0.54
26:1H:1336:A:OP2	45:F8:64:LYS:NZ	2.36	0.54
1:13:953:G:H5'	1:13:965:A:H61	1.73	0.54
26:14:322:A:H3'	31:39:169:ASN:OD1	2.07	0.54
2:1E:6:THR:OG1	2:1E:7:VAL:N	2.41	0.54
26:1H:1831:G:H2'	26:1H:1832:C:C6	2.42	0.54
2:12:16:HIS:CE1	2:12:213:LEU:HD22	2.43	0.54
26:1H:638:G:C5	26:1H:651:G:C2	2.95	0.54

Continued on next page...

Continued from previous page...

Atom-1	Atom-2	Interatomic distance (Å)	Clash overlap (Å)
26:14:839:U:H2'	26:14:840:C:C6	2.43	0.54
26:14:573:G:O2'	26:14:574:C:H3'	2.08	0.54
32:49:107:LEU:HD11	32:49:178:PHE:CE1	2.42	0.54
1:13:688:G:H2'	1:13:689:C:H6	1.73	0.54
15:6I:4:THR:OG1	15:6I:7:GLU:HG3	2.08	0.54
26:1H:2887:U:H2'	26:1H:2888:C:C6	2.43	0.54
41:75:16:ARG:NH2	41:75:19:LEU:HD21	2.23	0.54
26:14:1456:G:OP2	59:14:3621:HOH:O	2.18	0.54
26:1H:1598:C:O2'	26:1H:1599:C:H5'	2.07	0.54
26:1H:1142(A):A:C4	26:1H:1144:G:C8	2.95	0.54
38:45:135:ASP:HA	47:D5:81:ARG:HH22	1.72	0.54
1:1G:411:A:OP1	4:32:30:LYS:NZ	2.32	0.54
1:1G:1174:G:H2'	1:1G:1175:G:C8	2.41	0.54
26:1H:2830:G:H8	26:1H:2830:G:H5''	1.73	0.54
13:4A:91:ARG:NH1	13:4A:96:LEU:HB3	2.23	0.54
10:1A:11:PHE:CE1	10:1A:67:THR:HG22	2.42	0.54
1:13:1497:G:C2'	1:13:1498:U:H5'	2.38	0.54
1:1G:179:A:H2'	1:1G:180:U:C6	2.42	0.54
26:14:2645:G:H3'	26:14:2646:C:H5'	1.90	0.54
1:13:763:G:H2'	1:13:764:C:H6	1.73	0.54
1:1G:1386:G:C2	1:1G:1387:G:C8	2.95	0.54
35:15:16:ILE:HB	35:15:54:VAL:HG22	1.88	0.54
32:41:49:ASP:OD1	32:41:51:ARG:HG3	2.08	0.54
2:1E:79:ASP:N	2:1E:81:VAL:HG22	2.23	0.54
26:14:871:U:OP1	38:45:5:ARG:HG2	2.08	0.54
29:11:263:ARG:HH11	29:11:263:ARG:HG3	1.73	0.54
1:13:1244:C:H2'	1:13:1245:A:C8	2.43	0.54
49:J8:78:LYS:HD3	49:J8:78:LYS:N	2.23	0.54
26:14:2859:G:H3'	26:14:2859:G:C8	2.43	0.54
1:1G:1259:C:N4	1:1G:1260:C:O2	2.41	0.54
1:1G:539:A:H2'	1:1G:540:G:C8	2.43	0.54
26:1H:1598:C:H2'	26:1H:1599:C:H6	1.73	0.54
26:1H:592:G:O2'	55:Q8:4:MET:HB2	2.08	0.54
4:3E:153:ARG:HH11	4:3E:181:MET:HB2	1.72	0.54
1:13:234:C:H2'	1:13:235:C:H6	1.73	0.54
1:1G:78:G:H1	1:1G:91:C:N4	1.97	0.54
1:1G:1321:C:H3'	1:1G:1322:C:H5''	1.90	0.54
7:62:65:ALA:HB1	7:62:127:ALA:HB3	1.89	0.54
1:13:693:G:C8	25:4K:13:A:H1'	2.43	0.54
39:98:55:ALA:HB2	39:98:79:LEU:HD13	1.89	0.54
1:1G:1129:C:N4	1:1G:1142:G:N7	2.56	0.54

Continued on next page...

Continued from previous page...

Atom-1	Atom-2	Interatomic distance (Å)	Clash overlap (Å)
43:D8:76:LYS:HB2	43:D8:81:TYR:HB3	1.88	0.54
23:2L:62:C:H2'	23:2L:63:C:H6	1.73	0.54
42:85:76:TYR:CZ	42:85:80:ILE:HG13	2.43	0.54
1:13:1157:A:N6	1:13:1178:G:H21	2.06	0.54
29:11:41:GLY:C	29:11:43:ARG:H	2.11	0.54
26:14:1708:C:O2'	26:14:1709:U:H5'	2.07	0.54
26:14:1754:C:H2'	26:14:1755:A:C8	2.43	0.54
26:1H:1914:C:H2'	26:1H:1915:U:O4'	2.08	0.54
32:41:107:LEU:HD21	32:41:178:PHE:CD1	2.43	0.54
25:4L:14:A:O2'	25:4L:15:A:O4'	2.26	0.54
26:1H:607:U:N3	26:1H:621:A:C2	2.71	0.53
26:1H:71:A:H2	45:F8:31:HIS:NE2	2.03	0.53
26:1H:2128:C:OP1	28:71:37:PHE:HD2	1.90	0.53
46:C5:75:ILE:HA	46:C5:80:GLY:HA2	1.90	0.53
40:65:78:LEU:HD11	40:65:107:GLU:HB3	1.90	0.53
26:1H:2334:G:H5'	40:A8:9:ARG:HG2	1.89	0.53
37:78:125:VAL:O	37:78:144:GLU:HB2	2.08	0.53
13:4A:62:ASN:N	13:4A:62:ASN:OD1	2.41	0.53
3:22:45:LYS:O	3:22:48:TYR:HB2	2.07	0.53
6:5E:97:PHE:N	18:9I:30:ASP:OD1	2.39	0.53
26:1H:536:A:H2'	26:1H:537:C:C6	2.43	0.53
14:5I:4:LYS:HA	14:5I:7:ILE:HG23	1.90	0.53
30:29:47:VAL:HG21	30:29:86:PRO:HD2	1.89	0.53
1:1G:560:U:O2'	1:1G:561:U:OP2	2.23	0.53
28:79:43:VAL:HG11	28:79:222:VAL:HG11	1.90	0.53
50:K8:53:LEU:O	50:K8:57:ILE:HG13	2.08	0.53
1:1G:1134:G:C2	1:1G:1135:U:H1'	2.44	0.53
55:M5:52:LYS:N	55:M5:53:PRO:HD2	2.22	0.53
22:1L:50:C:H42	22:1L:64:G:H1	1.55	0.53
13:4A:34:LEU:HD13	13:4A:41:PRO:HB3	1.89	0.53
1:13:363:A:OP1	12:3I:33:ARG:HG3	2.07	0.53
4:32:9:CYS:SG	4:32:22:LYS:HE3	2.49	0.53
4:32:18:LYS:NZ	4:32:33:MET:HB2	2.23	0.53
27:16:42:C:H4'	32:41:67:LYS:HD2	1.90	0.53
50:K8:41:ILE:O	50:K8:41:ILE:HG12	2.08	0.53
31:31:23:ASP:OD1	31:31:24:LEU:N	2.40	0.53
50:K8:15:LYS:HZ2	50:K8:15:LYS:N	2.05	0.53
1:13:1125:U:O2'	1:13:1126:U:H6	1.90	0.53
35:58:96:GLU:HB2	35:58:122:VAL:CG1	2.39	0.53
1:1G:853:G:H2'	1:1G:854:G:H8	1.73	0.53
39:55:63:ARG:O	39:55:67:LEU:HD12	2.08	0.53

Continued on next page...

Continued from previous page...

Atom-1	Atom-2	Interatomic distance (Å)	Clash overlap (Å)
26:14:2468:G:H3'	26:14:2476:A:N1	2.23	0.53
48:I8:36:ILE:C	48:I8:36:ILE:HD13	2.29	0.53
1:13:292:G:N7	1:13:293:G:HI'	2.23	0.53
1:13:1110:A:OP2	59:13:1832:HOH:O	2.19	0.53
32:49:106:LEU:HD12	32:49:110:ALA:HB3	1.90	0.53
8:7E:10:LEU:HD23	8:7E:10:LEU:N	2.23	0.53
26:1H:2817:G:OP1	39:98:99:LYS:NZ	2.23	0.53
19:AI:8:GLY:HA3	19:AI:9:VAL:CG1	2.33	0.53
26:14:1142(A):A:N7	26:14:1144:G:C6	2.77	0.53
26:14:259:G:N2	26:14:621:A:H8	2.03	0.53
30:29:72:VAL:HB	30:29:74:PRO:HG3	1.90	0.53
26:14:1417:C:H42	26:14:1581:G:H1	1.55	0.53
41:B8:58:ASN:ND2	41:B8:58:ASN:O	2.40	0.53
24:3K:45:G:H4'	24:3K:46:G:OP1	2.08	0.53
1:13:1239:A:H62	1:13:1299:A:N6	2.04	0.53
47:H8:60:GLU:O	47:H8:61:LEU:HB3	2.08	0.53
40:65:23:ARG:NH2	40:65:84:GLN:OE1	2.40	0.53
24:3L:50:C:H2'	24:3L:51:A:C8	2.43	0.53
40:A8:36:TYR:N	40:A8:36:TYR:HD1	2.06	0.53
26:14:527:C:H4'	26:14:528:A:O5'	2.08	0.53
26:14:2567:G:H2'	26:14:2568:C:H6	1.71	0.53
1:1G:1028(A):C:N3	1:1G:1032(B):G:N2	2.48	0.53
26:14:2037:G:H2'	26:14:2038:G:C8	2.43	0.53
1:13:114:U:H2'	1:13:115:G:C8	2.44	0.53
27:16:102:G:N7	59:16:308:HOH:O	2.33	0.53
8:72:97:VAL:HA	8:72:100:ILE:HD11	1.89	0.53
46:C5:17:SER:HB2	46:C5:71:LYS:CE	2.39	0.53
30:21:101:ARG:CZ	30:21:171:GLU:HB3	2.39	0.53
29:19:260:ARG:NH1	29:19:267:SER:HB3	2.22	0.53
1:13:1149:C:OP1	9:8E:9:ARG:NH2	2.41	0.53
26:1H:287:C:H2'	26:1H:288:C:H6	1.73	0.53
24:3L:62:C:H2'	28:79:53:ARG:HH21	1.72	0.53
2:1E:166:ASP:HB3	2:1E:169:LYS:HB2	1.90	0.53
26:1H:1528:A:C2	26:1H:1543:A:N1	2.77	0.53
26:1H:2723:C:H5''	39:98:1:MET:HE2	1.90	0.53
15:6I:78:TYR:OH	15:6I:88:ARG:HG3	2.08	0.53
26:1H:1433:U:O2	26:1H:1561:G:C2	2.62	0.53
44:E8:17:VAL:HG13	44:E8:76:VAL:HG11	1.90	0.53
44:A5:71:VAL:HA	44:A5:107:LEU:HD12	1.90	0.53
2:1E:71:VAL:HG23	2:1E:164:VAL:HA	1.90	0.53
1:13:592:G:H2'	1:13:593:G:H8	1.73	0.53

Continued on next page...

Continued from previous page...

Atom-1	Atom-2	Interatomic distance (Å)	Clash overlap (Å)
29:19:108:PRO:HB3	29:19:143:HIS:HE1	1.72	0.53
26:14:13:A:N1	26:14:525:U:H2'	2.23	0.53
26:1H:1423:G:N7	59:1H:3873:HOH:O	2.33	0.53
39:55:51:LEU:HD22	39:55:66:VAL:HG22	1.91	0.53
2:12:50:GLU:N	2:12:50:GLU:OE1	2.40	0.53
38:45:33:GLY:HA2	38:45:105:GLU:HB2	1.90	0.53
27:16:80:U:H2'	27:16:81:G:N2	2.17	0.53
2:1E:54:THR:HG21	2:1E:201:ILE:HD11	1.91	0.53
31:31:6:VAL:HG11	31:31:119:ARG:HA	1.90	0.53
23:2K:62:C:O2'	23:2K:63:C:H5'	2.09	0.53
26:1H:1799:G:H5'	26:1H:1819:A:N6	2.23	0.53
4:3E:85:LYS:HD2	4:3E:89:THR:N	2.23	0.53
1:1G:1359:C:O2'	1:1G:1361:G:O6	2.22	0.53
1:13:843:U:H5''	1:13:848:C:C5	2.43	0.53
35:58:130:HIS:C	35:58:134:ARG:HH22	2.09	0.53
26:1H:1337:G:H2'	26:1H:1338:G:C8	2.42	0.53
26:14:1204:A:C2	26:14:1241:A:N1	2.77	0.53
26:14:2646:C:H2'	26:14:2647:U:O4'	2.07	0.53
1:13:591:U:H2'	1:13:592:G:C8	2.44	0.53
1:1G:1268:A:H2'	1:1G:1269:A:C8	2.43	0.53
38:88:139:GLU:H	47:H8:122:ARG:HH22	1.57	0.53
47:H8:116:VAL:H	47:H8:146:ILE:HD11	1.74	0.53
46:C5:86:ARG:HG3	46:C5:87:LYS:N	2.23	0.53
18:9I:38:GLU:OE1	18:9I:41:LYS:NZ	2.24	0.53
3:2E:18:TRP:H	3:2E:18:TRP:HE3	1.54	0.53
37:35:85:LEU:HA	37:35:88:LEU:HD13	1.90	0.53
26:14:270(E):G:H2'	26:14:270(F):U:C6	2.43	0.53
33:51:2:SER:HB2	33:51:3:ARG:CD	2.27	0.53
46:C5:19:LYS:HD2	46:C5:20:TYR:HE1	1.73	0.53
50:K8:4:SER:CB	50:K8:7:ARG:H	2.21	0.53
26:14:1278:A:H2'	26:14:1279:G:C8	2.44	0.53
36:25:63:VAL:HG23	36:25:64:ARG:HG2	1.90	0.53
6:52:96:PRO:HB3	18:9A:30:ASP:CG	2.28	0.53
26:14:244:A:C2	26:14:255:A:C4	2.96	0.53
2:12:165:VAL:HG23	2:12:166:ASP:H	1.73	0.53
2:12:71:VAL:HG21	2:12:164:VAL:HA	1.89	0.53
26:14:1316:U:H2'	26:14:1317:A:H8	1.73	0.53
26:14:910:A:C5	38:45:13:GLN:HG3	2.44	0.53
28:71:5:LYS:HA	28:71:8:ARG:HB3	1.90	0.53
26:14:1946:U:H2'	26:14:1947:C:C6	2.44	0.53
1:13:1221:G:O3'	19:AI:77:THR:HG21	2.08	0.53

Continued on next page...

Continued from previous page...

Atom-1	Atom-2	Interatomic distance (Å)	Clash overlap (Å)
10:1I:32:ALA:HB3	10:1I:76:ASN:O	2.08	0.53
1:13:177:C:P	20:BI:65:LYS:HZ1	2.31	0.53
22:1L:26:A:H61	22:1L:44:U:H3	1.57	0.53
26:1H:2422:A:N7	55:Q8:31:HIS:HE1	2.06	0.53
9:82:105:ASP:OD1	9:82:107:ARG:HD3	2.08	0.53
29:11:228:PRO:O	59:11:404:HOH:O	2.18	0.53
24:3K:51:A:H2'	24:3K:52:G:C8	2.44	0.53
50:K8:42:GLY:C	50:K8:44:LEU:H	2.12	0.53
26:1H:1580:A:OP2	26:1H:1580:A:H8	1.91	0.53
34:61:110:ASP:OD1	34:61:111:PRO:HA	2.08	0.53
26:14:91:A:C2'	26:14:92:G:H5'	2.39	0.53
30:29:117:MET:HA	30:29:122:PHE:N	2.24	0.53
1:1G:1316:G:N2	1:1G:1318:A:H3'	2.24	0.53
26:1H:1046:A:H4'	26:1H:1047:G:OP2	2.09	0.53
53:N8:33:CYS:HB2	53:N8:40:LYS:HD2	1.91	0.53
26:14:2162:G:O2'	26:14:2173:A:OP1	2.26	0.53
1:13:813:U:H5'	1:13:903:G:O3'	2.09	0.53
1:1G:1137:C:O2	1:1G:1138:G:N2	2.41	0.53
1:1G:457:C:H2'	1:1G:458:C:C6	2.43	0.53
26:1H:639:U:H2'	26:1H:640:C:C6	2.43	0.53
1:1G:261:U:OP2	20:BA:79:ARG:NH2	2.42	0.53
28:71:14:VAL:HG13	28:71:222:VAL:HG13	1.90	0.53
1:13:1228:C:OP1	13:4I:115:LYS:NZ	2.41	0.53
3:22:118:GLN:HG3	3:22:187:ALA:HB2	1.91	0.53
11:2I:17:GLY:O	11:2I:80:VAL:HA	2.09	0.53
6:52:24:GLU:OE1	6:52:28:ARG:NH1	2.42	0.53
3:22:32:LEU:HD22	3:22:59:ARG:HH22	1.73	0.53
26:1H:1332:G:N2	26:1H:1609:A:O2'	2.42	0.53
4:32:17:VAL:HG12	4:32:18:LYS:O	2.08	0.53
4:32:22:LYS:HB2	4:32:26:CYS:SG	2.49	0.53
1:13:1233:G:H2'	1:13:1234:C:C6	2.43	0.53
26:1H:804:A:P	59:1H:3628:HOH:O	2.67	0.53
11:2I:66:LEU:HD23	11:2I:101:SER:HB3	1.90	0.53
1:1G:1324:A:H2'	1:1G:1325:C:H6	1.72	0.53
1:1G:1048:G:OP1	14:5A:4:LYS:HB2	2.09	0.53
24:3L:62:C:H2'	28:79:53:ARG:NH2	2.23	0.53
26:1H:1045:A:H4'	26:1H:1045:A:OP1	2.08	0.53
35:58:20:GLY:HA2	35:58:61:ARG:HD3	1.90	0.53
1:1G:1281:U:H3'	1:1G:1282:C:C5	2.44	0.53
2:1E:97:TRP:CZ3	2:1E:172:ILE:HB	2.44	0.53
1:1G:390:C:O2'	16:7A:28:ARG:NH1	2.42	0.53

Continued on next page...

Continued from previous page...

Atom-1	Atom-2	Interatomic distance (Å)	Clash overlap (Å)
9:82:42:ARG:NH1	9:82:75:ASP:OD1	2.31	0.53
1:13:1030:C:H2'	1:13:1031:G:C8	2.44	0.53
8:7E:103:VAL:HG21	8:7E:110:ALA:HB2	1.91	0.53
26:14:2537:U:H2'	26:14:2538:C:C6	2.44	0.53
1:1G:777:A:H2	11:2A:119:CYS:HB3	1.73	0.53
26:14:547:A:H2'	26:14:548:A:C8	2.44	0.53
9:82:117:HIS:O	9:82:118:LYS:HB2	2.08	0.53
26:14:1786:A:H2	26:14:2606:C:H1'	1.74	0.53
26:1H:442:G:C4	26:1H:444:C:C5	2.96	0.53
26:1H:860:U:C5	26:1H:917:A:H2	2.25	0.53
30:21:59:VAL:HG13	30:21:60:ASN:H	1.72	0.53
26:1H:1026:U:H1'	26:1H:1027:A:C5'	2.39	0.53
1:13:8:A:N6	4:3E:205:GLU:O	2.42	0.53
49:F5:85:LEU:O	49:F5:88:LYS:N	2.25	0.53
26:1H:1107:G:H2'	26:1H:1108:U:C6	2.44	0.53
39:55:72:ASP:O	39:55:76:VAL:HG23	2.09	0.53
34:61:38:LEU:H	34:61:38:LEU:HD12	1.74	0.53
26:14:142:G:H5''	26:14:1598:C:O2'	2.08	0.53
26:14:1436:G:O2'	26:14:1477:A:H4'	2.09	0.53
26:1H:657:U:H2'	26:1H:658:C:H6	1.73	0.53
48:E5:53:MET:HG3	48:E5:59:LEU:HD23	1.91	0.53
33:59:11:VAL:HG11	33:59:69:ARG:HH22	1.74	0.53
22:1K:27:G:N2	22:1K:43:U:O2	2.39	0.53
27:1J:8:U:O3'	40:65:25:ARG:NH2	2.37	0.53
1:13:625:G:H2'	1:13:626:U:H6	1.74	0.53
47:H8:116:VAL:HG22	47:H8:146:ILE:HG12	1.91	0.53
1:1G:778:G:O2'	11:2A:119:CYS:HB2	2.08	0.53
1:13:1108:G:O6	59:13:1827:HOH:O	2.16	0.53
1:13:696:A:N1	1:13:797:C:O2'	2.35	0.53
1:1G:947:G:H2'	1:1G:948:C:C6	2.44	0.53
16:7A:70:ALA:O	16:7A:74:LEU:HB2	2.09	0.53
48:I8:51:VAL:N	48:I8:62:LEU:HD12	2.24	0.53
26:1H:779:U:O4	59:1H:3756:HOH:O	2.18	0.53
26:14:800:A:H8	26:14:800:A:OP1	1.91	0.53
1:13:636:U:H2'	1:13:637:G:H8	1.74	0.53
1:13:363:A:N7	12:3I:33:ARG:CZ	2.72	0.53
26:1H:528:A:C2	26:1H:2043:C:H4'	2.44	0.53
17:8I:65:ILE:HB	17:8I:69:LYS:HB3	1.91	0.53
3:22:190:ARG:HH11	3:22:190:ARG:HG2	1.74	0.53
1:13:170:U:H2'	1:13:171:A:H8	1.74	0.53
26:14:273(F):C:H3'	26:14:274:G:C5'	2.39	0.53

Continued on next page...

Continued from previous page...

Atom-1	Atom-2	Interatomic distance (Å)	Clash overlap (Å)
1:1G:164:U:H2'	1:1G:165:C:H6	1.73	0.53
33:59:146:ALA:O	33:59:149:ARG:N	2.31	0.53
4:32:199:ASN:HB3	4:32:202:LEU:HG	1.90	0.53
37:35:69:GLY:C	37:35:70:GLN:HG3	2.28	0.53
41:B8:60:THR:HG22	41:B8:77:PRO:HA	1.91	0.53
3:22:50:ALA:HB2	3:22:75:VAL:HB	1.90	0.53
26:1H:910:A:N1	26:1H:2277:G:H1'	2.23	0.53
49:J8:15:ALA:O	49:J8:40:ARG:HG2	2.09	0.53
4:3E:43:HIS:ND1	4:3E:46:LYS:HE3	2.24	0.53
32:41:7:LEU:N	32:41:104:GLU:OE1	2.41	0.53
26:1H:2306:C:H3'	26:1H:2307:G:H5'	1.91	0.53
14:5I:9:LYS:HA	14:5I:12:ARG:HG2	1.90	0.53
35:15:91:LEU:O	35:15:95:PRO:HB3	2.09	0.53
40:65:42:ASP:N	40:65:42:ASP:OD1	2.42	0.53
51:L8:31:LEU:O	51:L8:32:GLN:HB2	2.08	0.53
33:51:94:TYR:HA	33:51:106:THR:O	2.09	0.53
1:13:807:A:H2'	1:13:808:C:C6	2.44	0.53
33:51:52:VAL:O	33:51:65:HIS:NE2	2.30	0.52
27:1J:93:C:H2'	27:1J:94:C:H6	1.74	0.52
26:1H:1063:G:H22	26:1H:1076:C:H1'	1.73	0.52
26:1H:1045:A:H1'	26:1H:1047:G:C4	2.44	0.52
26:14:1780:A:OP1	59:14:3581:HOH:O	2.19	0.52
1:1G:235:C:C5'	17:8A:70:ARG:HG2	2.39	0.52
2:1E:46:LYS:HA	2:1E:49:GLU:CD	2.29	0.52
26:1H:2849:U:OP2	41:B8:95:ARG:NH1	2.42	0.52
1:13:1534:A:P	1:13:1534:A:H8	2.32	0.52
41:75:106:SER:HA	41:75:110:ILE:HG13	1.89	0.52
45:B5:40:LYS:HA	45:B5:51:VAL:HG11	1.90	0.52
26:1H:2373:G:H1	26:1H:2380:C:N4	2.07	0.52
26:14:2105:C:N4	26:14:2184:G:H1	2.06	0.52
44:E8:12:ILE:HD13	44:E8:17:VAL:HB	1.91	0.52
1:13:919:A:O2'	1:13:920:U:H5'	2.08	0.52
3:2E:32:LEU:HD13	3:2E:59:ARG:HD3	1.91	0.52
2:1E:68:ILE:HG13	2:1E:161:ALA:HB3	1.91	0.52
26:14:2882:A:H5'	39:55:96:ARG:HG3	1.92	0.52
26:1H:1945:G:H2'	26:1H:1946:U:C6	2.44	0.52
42:C8:58:ARG:HA	42:C8:61:TRP:CE3	2.44	0.52
10:1I:85:LEU:HA	10:1I:88:LEU:HD23	1.91	0.52
26:1H:518:G:H2'	26:1H:519:U:C6	2.43	0.52
36:25:60:ALA:HB1	36:25:84:ALA:HB1	1.91	0.52
52:M8:42:PHE:HD1	52:M8:43:TYR:HB3	1.74	0.52

Continued on next page...

Continued from previous page...

Atom-1	Atom-2	Interatomic distance (Å)	Clash overlap (Å)
17:8I:67:LYS:O	17:8I:68:ARG:HB3	2.09	0.52
26:14:2836:U:H2'	26:14:2837:G:C8	2.44	0.52
26:1H:1494:A:H2'	26:1H:1495:A:C8	2.44	0.52
1:1G:1197:G:OP1	59:1G:1807:HOH:O	2.19	0.52
26:1H:270(G):C:H2'	26:1H:270(H):C:O4'	2.09	0.52
26:1H:2275:C:H5'	26:1H:2275:C:C6	2.40	0.52
1:13:187:C:O2	1:13:191(A):G:N1	2.42	0.52
29:19:85:ASP:OD2	29:19:88:ARG:NH1	2.34	0.52
30:29:171:GLU:O	30:29:184:VAL:HA	2.09	0.52
1:1G:458:C:H2'	1:1G:464:G:H8	1.73	0.52
29:11:8:PRO:HB3	29:11:14:ARG:HB2	1.90	0.52
36:25:31:LYS:HB3	36:25:32:TYR:CD2	2.45	0.52
26:14:868:U:C4	26:14:869:G:N7	2.77	0.52
1:13:881:G:OP2	12:3I:12:ARG:NH2	2.42	0.52
16:7I:58:TYR:O	16:7I:62:VAL:HG22	2.09	0.52
1:1G:87:A:H4'	1:1G:88:C:OP1	2.08	0.52
26:1H:2331:G:O3'	48:I8:43:THR:HG22	2.09	0.52
26:14:1224:G:N2	26:14:1227:A:OP2	2.36	0.52
20:BI:10:LEU:HG	20:BI:12:ALA:H	1.74	0.52
24:3L:4:U:H2'	24:3L:5:C:O4'	2.08	0.52
26:1H:2138:C:O2	26:1H:2154:G:N2	2.43	0.52
1:13:232:G:H2'	1:13:233:C:H6	1.73	0.52
1:13:413:G:N2	1:13:428:G:H1'	2.25	0.52
29:19:30:GLU:HG3	29:19:63:ARG:CZ	2.40	0.52
25:4K:12:A:HO2'	25:4K:13:A:P	2.30	0.52
26:14:2271:G:H5''	48:E5:20:ARG:NE	2.24	0.52
26:1H:331:A:H1'	59:1H:4721:HOH:O	2.09	0.52
26:1H:1441:G:H2'	26:1H:1442:G:C8	2.44	0.52
26:1H:508:G:N3	26:1H:508:G:H5''	2.24	0.52
8:7E:94:TYR:HE1	8:7E:132:GLU:HB2	1.73	0.52
5:4E:147:ASP:OD1	5:4E:147:ASP:N	2.42	0.52
1:13:671:G:H2'	1:13:672:U:H6	1.74	0.52
43:95:1:MET:HB3	43:95:42:GLY:H	1.74	0.52
27:16:116:G:H2'	27:16:117:G:O4'	2.09	0.52
41:75:27:THR:OG1	41:75:89:VAL:HG22	2.09	0.52
26:1H:1614:A:P	26:1H:1614:A:H8	2.33	0.52
8:7E:39:LEU:HB3	8:7E:45:ILE:HG12	1.91	0.52
35:58:12:ARG:HD3	35:58:14:VAL:HG22	1.91	0.52
26:1H:600:G:N2	26:1H:605:C:O3'	2.42	0.52
26:14:1542:G:O6	26:14:1543:A:N6	2.42	0.52
26:1H:637:A:H2'	37:78:117:GLU:OE1	2.09	0.52

Continued on next page...

Continued from previous page...

Atom-1	Atom-2	Interatomic distance (Å)	Clash overlap (Å)
29:11:34:VAL:O	29:11:64:ILE:HG23	2.09	0.52
26:1H:2751:G:O6	33:51:3:ARG:HD2	2.10	0.52
26:1H:574:C:P	59:1H:3613:HOH:O	2.61	0.52
1:1G:1127:G:N2	1:1G:1145:C:N3	2.56	0.52
9:82:9:ARG:O	9:82:104:ARG:HD2	2.10	0.52
1:13:255:G:P	17:8I:69:LYS:HZ3	2.32	0.52
24:3K:75:C:HO2'	24:3K:76:A:H2	1.56	0.52
42:85:91:ASP:O	42:85:93:LYS:N	2.42	0.52
1:13:377:G:H5'	16:7I:5:ARG:HH12	1.74	0.52
26:14:792:G:H5''	26:14:793:A:H5'	1.91	0.52
26:1H:1062:G:H1'	26:1H:1088:A:C5	2.44	0.52
1:1G:596:C:H2'	1:1G:597:G:H8	1.74	0.52
13:4A:8:GLU:CG	13:4A:9:ILE:H	2.22	0.52
26:14:2331:G:H4'	48:E5:43:THR:H	1.75	0.52
2:1E:21:ARG:NE	2:1E:21:ARG:O	2.42	0.52
18:9A:38:GLU:OE2	18:9A:38:GLU:N	2.38	0.52
1:13:1336:C:H4'	1:13:1337:G:O5'	2.09	0.52
31:31:127:GLU:HA	31:31:127:GLU:OE2	2.05	0.52
6:52:67:MET:HB2	6:52:68:PRO:HD2	1.92	0.52
10:1A:32:ALA:HA	10:1A:76:ASN:HD21	1.74	0.52
41:75:22:PHE:CE2	41:75:86:ILE:HD11	2.45	0.52
1:1G:560:U:H5'	1:1G:566:G:N2	2.24	0.52
26:1H:719:C:H2'	26:1H:720:C:H6	1.72	0.52
1:13:448:A:OP2	1:13:485:G:N2	2.22	0.52
1:1G:6:G:H4'	1:1G:298:A:H4'	1.90	0.52
29:19:166:GLN:HB3	29:19:174:ILE:HG22	1.92	0.52
26:14:2068:U:H3	26:14:2430:A:H2	1.51	0.52
47:D5:62:PRO:O	47:D5:63:ASP:HB3	2.10	0.52
39:55:1:MET:HG3	39:55:1:MET:O	2.08	0.52
40:A8:27:SER:HA	40:A8:88:ASP:HB2	1.92	0.52
1:1G:1312:G:H2'	1:1G:1313:U:O4'	2.09	0.52
26:14:1963:U:H5''	26:14:1963:U:O2	2.10	0.52
55:Q8:16:ILE:HD13	55:Q8:59:LYS:HG3	1.91	0.52
26:1H:1420:U:O2'	26:1H:1421:G:OP1	2.25	0.52
26:14:195:A:H4'	26:14:251:A:O2'	2.09	0.52
30:29:3:GLY:HA3	30:29:81:ILE:HD12	1.91	0.52
30:21:60:ASN:HD21	30:21:63:LEU:HB2	1.72	0.52
47:H8:98:MET:O	47:H8:125:LEU:HA	2.09	0.52
26:14:495:G:N3	44:A5:61:ASN:ND2	2.55	0.52
26:14:2791:C:HO2'	26:14:2792:G:P	2.33	0.52
26:1H:1728:G:H2'	26:1H:1731:G:O6	2.09	0.52

Continued on next page...

Continued from previous page...

Atom-1	Atom-2	Interatomic distance (Å)	Clash overlap (Å)
26:1H:1729:A:H2'	26:1H:1731:G:N7	2.24	0.52
26:1H:1731:G:H2'	26:1H:1732:A:C8	2.44	0.52
26:1H:1105:U:H2'	26:1H:1106:G:C8	2.44	0.52
26:14:1793:C:H2'	26:14:1794:U:C6	2.44	0.52
1:13:407:G:H2'	1:13:408:A:C8	2.43	0.52
1:13:1226:C:N4	13:4I:104:ARG:HG3	2.23	0.52
26:14:2520:C:H41	26:14:2542:A:N6	2.08	0.52
3:2E:177:THR:O	3:2E:180:ALA:HB2	2.09	0.52
36:68:64:ARG:O	36:68:82:ASN:HA	2.10	0.52
26:14:1149:G:H2'	26:14:1150:C:C6	2.44	0.52
1:13:145:G:H1	1:13:177:C:H42	1.55	0.52
26:14:1227:A:OP1	43:95:84:LYS:HE2	2.09	0.52
32:49:37:VAL:HG22	32:49:159:VAL:HB	1.92	0.52
26:14:2773:C:OP1	30:29:166:THR:OG1	2.22	0.52
1:1G:194:C:H2'	1:1G:195:A:H5''	1.91	0.52
26:1H:1290:C:H2'	26:1H:1291:C:C6	2.45	0.52
26:14:2343:C:O2'	26:14:2373:G:O2'	2.28	0.52
26:1H:2320:A:N3	26:1H:2320:A:H2'	2.24	0.52
19:AI:41:VAL:HG12	19:AI:43:GLU:N	2.23	0.52
26:1H:1049:C:H1'	26:1H:1113:U:O2'	2.10	0.52
26:1H:1482:U:O4	26:1H:1510:A:H1'	2.09	0.52
32:41:124:SER:HB3	32:41:132:ASN:O	2.10	0.52
20:BI:26:ASN:HB3	20:BI:71:THR:OG1	2.10	0.52
26:14:1900:A:OP2	59:14:3631:HOH:O	2.19	0.52
48:E5:12:ASN:HA	48:E5:14:ARG:NH2	2.22	0.52
26:1H:1785:A:H5'	59:1H:3721:HOH:O	2.09	0.52
18:9A:53:ARG:HA	18:9A:56:THR:OG1	2.09	0.52
26:14:2058:A:H5''	26:14:2059:A:OP2	2.09	0.52
26:1H:934:G:H2'	26:1H:935:C:C6	2.45	0.52
29:19:49:ILE:CD1	29:19:52:ARG:HA	2.40	0.52
1:13:808:C:OP2	15:6I:48:LYS:HE2	2.10	0.52
26:14:2152:G:N3	26:14:2152:G:H2'	2.24	0.52
24:3L:37:A:H2'	24:3L:38:A:O4'	2.09	0.52
9:8E:34:ASN:O	9:8E:38:GLN:HB2	2.10	0.52
26:14:2849:U:H4'	26:14:2868:A:C2	2.45	0.52
26:14:1000:A:C6	26:14:1001:A:N1	2.78	0.52
26:14:1392:A:N6	26:14:1393:A:N6	2.57	0.52
26:14:1936:A:C8	26:14:1940:U:O2	2.62	0.52
32:41:6:ALA:H	52:M8:23:GLU:HG3	1.74	0.52
26:14:2897:U:H3'	26:14:2898:U:C6	2.44	0.52
1:1G:512:U:H2'	1:1G:513:C:C6	2.45	0.52

Continued on next page...

Continued from previous page...

Atom-1	Atom-2	Interatomic distance (Å)	Clash overlap (Å)
40:A8:87:PHE:CE1	40:A8:102:ALA:HB2	2.44	0.52
1:13:150:C:H2'	1:13:151:A:H8	1.75	0.52
1:13:725:G:O2'	1:13:726:C:H5'	2.10	0.52
36:25:13:ASN:HD21	36:25:97:ARG:H	1.57	0.52
31:31:155:LEU:HB2	31:31:189:THR:HG21	1.91	0.52
12:3I:58:VAL:O	12:3I:65:GLU:HA	2.09	0.52
47:H8:126:VAL:HG12	47:H8:162:GLU:O	2.10	0.52
26:14:2032:G:N2	30:29:146:THR:HG23	2.06	0.52
26:1H:2074:U:H2'	26:1H:2075:U:C6	2.45	0.52
27:1J:13:A:H2'	27:1J:70:C:O2'	2.10	0.52
29:19:273:ARG:O	29:19:275:LYS:N	2.42	0.52
17:8I:70:ARG:C	17:8I:71:PHE:HD1	2.13	0.52
26:14:2124:G:N2	28:79:42:GLU:OE2	2.43	0.52
1:1G:1320:C:H2'	1:1G:1321:C:C6	2.44	0.52
24:3K:49:G:N2	24:3K:65:C:O2'	2.41	0.52
9:8E:114:TYR:HE2	10:1I:59:SER:HA	1.75	0.52
1:1G:1163:C:N3	1:1G:1174:G:N2	2.58	0.52
51:L8:26:LEU:HB2	51:L8:28:LEU:HD12	1.90	0.52
26:1H:2636:U:P	30:21:79:ARG:HA	2.50	0.52
26:14:1793:C:H2'	26:14:1794:U:H6	1.75	0.52
30:21:37:ARG:HA	30:21:42:ASP:OD2	2.09	0.52
26:1H:606:U:H4'	26:1H:658:C:H4'	1.90	0.52
8:7E:6:ILE:HB	8:7E:85:ARG:HH12	1.74	0.52
1:1G:1123:A:H4'	10:1A:37:PRO:HD2	1.92	0.52
1:13:626:U:N3	1:13:627:G:N7	2.58	0.52
26:14:270(F):U:H3	26:14:270(T):G:H1	1.57	0.52
15:6I:27:VAL:O	15:6I:31:LEU:HB2	2.09	0.52
26:14:729:G:O5'	29:19:208:LYS:NZ	2.41	0.52
1:1G:589:C:H42	1:1G:650:G:H1	1.57	0.52
43:95:48:GLY:HA3	43:95:52:VAL:N	2.25	0.52
26:1H:2257:U:O2'	26:1H:2258:C:H5'	2.09	0.52
22:1K:48:C:H4'	22:1K:49:G:O5'	2.10	0.52
40:65:10:ARG:O	40:65:14:VAL:HG12	2.09	0.52
26:14:459:U:H4'	54:L5:40:TRP:CZ3	2.44	0.52
1:13:1392:G:O2'	1:13:1393:U:H5'	2.09	0.52
41:B8:26:ASP:CB	41:B8:92:GLY:H	2.22	0.52
13:4I:3:ARG:HB3	13:4I:9:ILE:HG12	1.92	0.52
26:14:634:C:H2'	26:14:635:C:C6	2.45	0.52
26:14:2388:A:C2'	26:14:2389:G:H5'	2.39	0.52
33:51:68:THR:O	33:51:72:ILE:HG13	2.10	0.52
47:H8:76:LEU:HD23	47:H8:76:LEU:H	1.75	0.52

Continued on next page...

Continued from previous page...

Atom-1	Atom-2	Interatomic distance (Å)	Clash overlap (Å)
1:13:501:C:H2'	1:13:502:G:C8	2.45	0.52
26:14:2494:G:O2'	26:14:2495:G:H5'	2.10	0.52
26:1H:801:G:OP2	59:1H:3758:HOH:O	2.18	0.52
26:1H:531:C:OP2	59:1H:3762:HOH:O	2.19	0.52
1:13:1028:C:H41	1:13:1033:G:H1	1.56	0.52
26:14:587:C:OP2	37:35:21:ARG:NH2	2.42	0.52
26:1H:1843:C:H5'	29:11:253:GLN:OE1	2.08	0.52
26:1H:302:C:H2'	26:1H:303:U:C6	2.44	0.52
26:1H:5:A:N6	26:1H:2898:U:O4	2.42	0.52
26:1H:185:U:H4'	26:1H:218:A:H4'	1.92	0.52
30:29:182:LEU:O	30:29:183:LEU:HD12	2.09	0.52
26:14:1178:C:H2'	26:14:1179:C:C6	2.45	0.52
26:1H:1568:G:P	29:11:63:ARG:HH12	2.33	0.52
26:1H:2751:G:C5	33:51:3:ARG:HG3	2.45	0.52
26:1H:2592:G:C6	26:1H:2593:U:C4	2.98	0.52
26:14:330:A:HO2'	26:14:331:A:H8	1.56	0.52
2:1E:112:VAL:O	2:1E:115:LEU:HB3	2.09	0.52
47:H8:152:ALA:HB3	47:H8:167:PRO:O	2.10	0.52
1:1G:607:A:H2'	1:1G:608:A:O4'	2.10	0.52
24:3K:9:A:H3'	24:3K:10:G:H8	1.74	0.52
1:13:1149:C:P	9:8E:9:ARG:HH21	2.33	0.52
16:7I:71:ARG:O	16:7I:75:ARG:N	2.41	0.52
1:13:939:G:H2'	1:13:940:C:C6	2.45	0.52
41:B8:12:SER:CB	41:B8:15:VAL:H	2.21	0.52
26:14:2378:A:O2'	40:65:21:THR:HG21	2.10	0.52
31:39:68:LYS:HB3	31:39:69:HIS:CD2	2.45	0.52
26:1H:1386:C:H2'	26:1H:1387:C:H6	1.74	0.52
26:1H:900:A:H5'	26:1H:901:A:OP2	2.10	0.52
1:1G:15:G:H2'	1:1G:16:A:C8	2.45	0.52
5:42:51:VAL:O	5:42:55:VAL:HG23	2.09	0.52
1:1G:518:C:H5''	1:1G:519:C:C6	2.45	0.52
32:41:96:ARG:O	32:41:97:ASP:HB2	2.09	0.52
49:F5:64:ALA:HA	49:F5:67:ILE:HG12	1.92	0.52
31:31:127:GLU:HG2	31:31:196:LEU:HD23	1.92	0.52
10:1A:63:PHE:CD1	14:5A:58:LYS:HA	2.45	0.52
26:1H:1354:A:H2'	26:1H:1355:G:O4'	2.10	0.52
1:13:535:A:H5''	59:13:1898:HOH:O	2.09	0.52
1:13:486:U:H2'	1:13:487:A:H8	1.75	0.52
26:1H:1368:G:OP1	54:P8:28:ARG:NH2	2.43	0.52
41:B8:99:LEU:HB3	41:B8:101:PHE:CE1	2.45	0.52
26:1H:558:G:P	35:58:111:PRO:HD2	2.50	0.52

Continued on next page...

Continued from previous page...

Atom-1	Atom-2	Interatomic distance (Å)	Clash overlap (Å)
1:13:770:C:OP1	59:13:1831:HOH:O	2.19	0.52
46:C5:40:GLU:OE2	46:C5:40:GLU:N	2.43	0.52
26:1H:602:G:N2	26:1H:655:A:C8	2.68	0.52
35:58:48:MET:SD	35:58:48:MET:O	2.68	0.52
26:14:2386:C:OP2	59:14:3629:HOH:O	2.19	0.52
1:1G:160:A:H1'	1:1G:344:A:N7	2.25	0.52
1:1G:712:A:H2'	1:1G:713:G:C8	2.45	0.52
19:AI:40:ILE:HG21	19:AI:66:MET:O	2.10	0.52
26:14:139:G:C8	26:14:139:G:H5'	2.45	0.52
1:13:468:A:H5''	16:7I:80:PHE:HB3	1.92	0.52
2:12:22:LYS:C	2:12:23:ARG:HE	2.12	0.52
26:14:2298:A:N6	26:14:2318:G:C8	2.77	0.52
26:1H:1533:C:C6	26:1H:1534:G:H5''	2.45	0.52
24:3L:52:G:N2	28:79:53:ARG:HH12	2.06	0.52
32:49:14:GLU:O	32:49:17:PRO:HG2	2.10	0.52
1:1G:1240:U:OP2	7:62:116:ALA:N	2.43	0.52
26:1H:1833:U:P	59:1H:3703:HOH:O	2.68	0.52
26:14:1056:G:H1'	26:14:1103:A:N6	2.25	0.52
13:4A:78:ILE:HG23	13:4A:92:HIS:ND1	2.24	0.52
40:A8:85:VAL:H	40:A8:111:GLU:HG2	1.74	0.52
1:13:1170:A:H2'	1:13:1171:G:O4'	2.10	0.52
26:1H:1127:A:O2'	26:1H:2518:A:OP1	2.25	0.52
26:14:2134:A:N3	26:14:2134:A:H2'	2.25	0.52
26:1H:719:C:H2'	26:1H:720:C:C6	2.45	0.52
37:78:124:LYS:HA	37:78:143:GLY:O	2.09	0.52
23:2L:15:G:H2'	23:2L:60:A:N1	2.25	0.52
23:2L:55:5MU:H2'	23:2L:56:PSU:O4'	2.10	0.52
13:4I:79:LYS:O	13:4I:83:ASP:HB2	2.10	0.52
4:3E:39:PRO:O	4:3E:44:GLY:HA3	2.10	0.52
26:1H:44:A:O2'	26:1H:45:G:H5'	2.09	0.52
1:1G:837:G:N2	1:1G:850:U:O2	2.43	0.52
2:1E:234:PRO:HB3	2:1E:236:TYR:CD2	2.45	0.52
26:1H:1590:U:H2'	26:1H:1591:G:H8	1.74	0.52
11:2A:81:ASP:OD1	11:2A:81:ASP:N	2.43	0.52
26:1H:761:A:OP1	59:1H:3764:HOH:O	2.19	0.51
47:D5:52:SER:O	47:D5:53:ILE:HG12	2.11	0.51
20:BI:33:ILE:O	20:BI:37:SER:OG	2.22	0.51
1:13:342:C:C2	1:13:348:G:C2	2.98	0.51
1:13:1125:U:O2'	1:13:1126:U:C6	2.58	0.51
31:31:185:ASP:HA	31:31:188:ARG:CD	2.40	0.51
7:62:88:PRO:O	7:62:89:MET:HG2	2.10	0.51

Continued on next page...

Continued from previous page...

Atom-1	Atom-2	Interatomic distance (Å)	Clash overlap (Å)
48:E5:68:GLU:OE1	48:E5:82:ARG:HG3	2.10	0.51
1:1G:371:G:H1	1:1G:390:C:H42	1.57	0.51
36:25:3:GLN:HB2	36:25:4:PRO:HD2	1.92	0.51
45:F8:84:ALA:HB1	45:F8:85:PRO:HD2	1.93	0.51
1:13:626:U:H5''	16:7I:38:TYR:CD2	2.45	0.51
1:1G:629:G:H2'	1:1G:630:G:H4'	1.91	0.51
1:1G:260:G:H2'	1:1G:261:U:C6	2.45	0.51
30:29:50:GLY:HA2	30:29:78:LEU:HB2	1.92	0.51
26:1H:191:A:H2'	26:1H:192:C:C6	2.45	0.51
47:D5:60:GLU:HA	47:D5:66:SER:HA	1.91	0.51
5:4E:122:GLU:HG2	5:4E:131:ILE:HD12	1.92	0.51
47:D5:77:ASP:HB2	47:D5:84:GLU:HG2	1.91	0.51
13:4I:10:PRO:HB2	13:4I:18:ALA:HB1	1.91	0.51
33:51:137:ASP:OD1	33:51:138:LYS:N	2.42	0.51
23:2K:48:U:O2'	23:2K:49:C:OP2	2.27	0.51
26:14:761:A:H5''	59:14:3532:HOH:O	2.10	0.51
19:AI:3:ARG:CD	19:AI:9:VAL:HG21	2.39	0.51
26:1H:528:A:N1	26:1H:2042:A:H2'	2.25	0.51
26:1H:860:U:H1'	26:1H:2268:A:H5'	1.91	0.51
26:1H:2698:U:H2'	26:1H:2699:C:C6	2.45	0.51
29:11:228:PRO:HD3	29:11:235:GLY:HA3	1.92	0.51
26:1H:2154:G:H2'	26:1H:2155:G:H8	1.76	0.51
1:13:1126:U:C5	1:13:1127:G:N7	2.78	0.51
4:32:173:TRP:CD1	4:32:174:LEU:HG	2.45	0.51
38:88:110:THR:HG23	38:88:113:GLN:OE1	2.11	0.51
40:65:89:ARG:O	40:65:92:TYR:N	2.43	0.51
29:11:3:VAL:HG13	29:11:17:THR:HG23	1.93	0.51
26:14:1568:G:H5''	29:19:61:LEU:HD22	1.92	0.51
5:4E:126:ARG:NH1	5:4E:126:ARG:HG3	2.24	0.51
39:55:33:ARG:NH2	39:55:115:GLU:OE2	2.43	0.51
26:14:1425:G:H2'	26:14:1426:G:O4'	2.11	0.51
26:1H:270(K):C:C2'	26:1H:270(N):G:H22	2.23	0.51
26:14:2127:G:H2'	26:14:2128:C:O4'	2.10	0.51
26:1H:2127:G:H1'	26:1H:2162:G:H1'	1.92	0.51
26:1H:1491:G:O4'	29:11:99:ASP:HB3	2.10	0.51
26:14:2849:U:O4	41:75:23:ARG:NH2	2.37	0.51
42:C8:49:HIS:HA	42:C8:52:ARG:HG2	1.93	0.51
20:BA:64:ASP:OD2	20:BA:81:LYS:NZ	2.42	0.51
26:1H:2648:C:H2'	26:1H:2649:U:C6	2.45	0.51
2:1E:11:LEU:HD21	2:1E:209:ARG:HH21	1.75	0.51
1:13:1053:G:O5'	1:13:1054:C:H3'	2.10	0.51

Continued on next page...

Continued from previous page...

Atom-1	Atom-2	Interatomic distance (Å)	Clash overlap (Å)
1:1G:1118:C:H1'	1:1G:1179:A:C4	2.45	0.51
50:K8:2:LYS:HB3	50:K8:5:GLU:HG3	1.91	0.51
9:82:16:ARG:O	9:82:63:ILE:HG23	2.09	0.51
42:85:50:ARG:NH1	43:95:72:VAL:HG23	2.24	0.51
1:13:1060:C:O2'	10:1I:56:HIS:ND1	2.41	0.51
4:32:173:TRP:HZ3	4:32:193:ASP:HB3	1.75	0.51
13:4A:91:ARG:HB2	13:4A:98:VAL:HG12	1.91	0.51
26:1H:1170:G:N2	26:1H:1180:C:C2	2.79	0.51
26:1H:2356:C:C5	26:1H:2357:U:C4	2.98	0.51
42:C8:69:CYS:HB2	42:C8:74:LEU:HD13	1.92	0.51
26:14:2497:A:O3'	59:14:3628:HOH:O	2.19	0.51
2:1E:18:GLY:HA2	2:1E:42:ILE:HG13	1.93	0.51
26:14:226:G:H21	26:14:228:A:H62	1.58	0.51
43:95:34:GLU:OE1	43:95:56:SER:HB2	2.10	0.51
26:1H:1831:G:H2'	26:1H:1832:C:H6	1.74	0.51
1:13:145:G:H1	1:13:177:C:N4	2.09	0.51
12:3A:79:GLU:HG2	12:3A:80:HIS:CD2	2.46	0.51
26:14:618:G:H2'	26:14:618(A):C:O4'	2.10	0.51
1:13:1210:C:C2'	1:13:1211:U:H5'	2.40	0.51
8:7E:8:ASP:O	8:7E:12:ARG:HB2	2.10	0.51
26:14:770:G:H5''	26:14:771:G:OP2	2.11	0.51
41:75:91:ARG:HD2	41:75:124:ASP:OD2	2.11	0.51
1:1G:690:G:H2'	1:1G:691:G:O4'	2.10	0.51
3:22:150:LYS:HG3	3:22:169:ALA:HB2	1.92	0.51
1:1G:978:A:H5'	1:1G:979:C:OP2	2.10	0.51
26:1H:1869:G:H5''	26:1H:1869:G:H8	1.75	0.51
33:51:6:ARG:HA	33:51:66:GLY:HA2	1.91	0.51
26:1H:731:C:P	59:1H:3639:HOH:O	2.68	0.51
26:1H:1025:G:C4	26:1H:1135:C:H1'	2.45	0.51
37:78:38:GLN:O	37:78:41:ARG:HB2	2.10	0.51
2:12:22:LYS:HE2	2:12:40:HIS:HE1	1.76	0.51
1:1G:309:G:O2'	1:1G:607:A:N1	2.43	0.51
52:M8:13:ARG:HD2	52:M8:20:ASN:HD22	1.74	0.51
1:1G:984:C:H2'	1:1G:985:C:H6	1.75	0.51
26:1H:2124:G:N2	26:1H:2175:C:N3	2.53	0.51
26:1H:270(E):G:H1	26:1H:270(U):C:N4	2.04	0.51
1:13:67:C:H2'	1:13:68:G:H8	1.75	0.51
55:M5:14:VAL:CG1	55:M5:22:VAL:HG13	2.40	0.51
1:13:157:G:H2'	1:13:158:G:C8	2.46	0.51
6:52:19:LEU:O	6:52:23:LYS:HG3	2.09	0.51
1:1G:1140:C:H2'	1:1G:1141:C:C6	2.45	0.51

Continued on next page...

Continued from previous page...

Atom-1	Atom-2	Interatomic distance (Å)	Clash overlap (Å)
26:1H:2127:G:C8	26:1H:2162:G:C4	2.98	0.51
30:21:111:ARG:HG3	30:21:160:TYR:CD2	2.46	0.51
1:13:872:A:C2	1:13:874:G:C6	2.99	0.51
26:14:2150:U:H2'	26:14:2151:G:H8	1.75	0.51
29:11:245:PRO:CG	29:11:253:GLN:HE21	2.23	0.51
40:A8:49:VAL:HG22	40:A8:80:LEU:HD13	1.91	0.51
33:51:20:ALA:HB3	33:51:23:ARG:HG3	1.92	0.51
34:69:90:GLY:O	34:69:121:LYS:HE2	2.10	0.51
2:12:145:LEU:O	2:12:149:LEU:HB2	2.11	0.51
43:95:28:GLU:O	43:95:61:VAL:HG11	2.10	0.51
1:13:883:C:C2'	1:13:884:U:H5'	2.41	0.51
1:13:1:U:O2'	1:13:2:U:H5''	2.11	0.51
1:13:631:G:O2'	1:13:632:A:O5'	2.28	0.51
26:14:19:C:H2'	26:14:20:C:C6	2.46	0.51
26:14:1630:G:N2	26:14:1636:C:O2	2.38	0.51
2:12:54:THR:HA	2:12:57:PHE:HB2	1.91	0.51
1:1G:804:U:H5''	1:1G:805:C:OP2	2.10	0.51
26:1H:1664:A:OP1	59:1H:3765:HOH:O	2.19	0.51
26:14:307:G:N2	26:14:310:A:O5'	2.34	0.51
26:14:2876:G:H4'	41:75:2:ASN:HD22	1.75	0.51
30:21:63:LEU:O	30:21:64:LYS:HG3	2.10	0.51
8:7E:109:ILE:HD11	8:7E:120:THR:HG22	1.92	0.51
43:95:71:LEU:O	43:95:85:LYS:O	2.28	0.51
26:1H:1633:G:N7	59:1H:3881:HOH:O	2.34	0.51
19:AA:65:ASN:HB2	19:AA:66:MET:SD	2.51	0.51
41:75:55:ASN:N	41:75:59:THR:HG22	2.25	0.51
1:13:652:U:O4	1:13:752:G:O2'	2.15	0.51
40:65:27:SER:HA	40:65:88:ASP:HB2	1.93	0.51
26:1H:1324:G:C5	26:1H:1328:G:O6	2.64	0.51
32:41:17:PRO:HA	32:41:20:ILE:HD12	1.91	0.51
19:AI:51:VAL:O	19:AI:58:VAL:N	2.34	0.51
31:39:11:VAL:CG1	31:39:13:SER:HB3	2.41	0.51
42:85:92:ARG:C	42:85:94:ASN:H	2.14	0.51
26:1H:1604:C:H5''	59:1H:3935:HOH:O	2.10	0.51
30:29:199:ARG:HB3	30:29:200:GLU:OE1	2.11	0.51
26:14:1620:G:C4'	54:L5:1:MET:H2	2.23	0.51
26:1H:910:A:N7	38:88:13:GLN:HG3	2.24	0.51
1:1G:1151:A:O2'	1:1G:1152:A:O5'	2.29	0.51
26:1H:1690:A:H2'	26:1H:1691:C:O4'	2.10	0.51
1:13:439:A:H3'	1:13:440:A:H8	1.76	0.51
26:14:1104:C:H2'	26:14:1105:U:C6	2.46	0.51

Continued on next page...

Continued from previous page...

Atom-1	Atom-2	Interatomic distance (Å)	Clash overlap (Å)
1:1G:328:C:H4'	1:1G:329:A:H5''	1.91	0.51
4:3E:117:ALA:O	4:3E:120:LEU:HB2	2.10	0.51
20:BA:72:LEU:O	20:BA:73:HIS:HB2	2.09	0.51
6:52:99:ALA:HB3	18:9A:29:PHE:CE1	2.44	0.51
49:F5:50:ARG:HD2	49:F5:57:GLU:OE1	2.10	0.51
49:J8:7:ILE:HD12	49:J8:62:VAL:HG11	1.92	0.51
1:1G:1429:C:H2'	1:1G:1430:C:H6	1.76	0.51
31:39:158:THR:HB	31:39:195:ASP:HB2	1.92	0.51
31:31:34:TRP:HB2	37:78:6:LEU:HG	1.92	0.51
1:1G:976:G:P	14:5A:32:SER:H	2.30	0.51
26:1H:2313:C:H4'	32:41:91:ARG:HG3	1.93	0.51
26:1H:2123:G:H22	26:1H:2176:A:H2	1.59	0.51
42:85:91:ASP:C	42:85:93:LYS:H	2.13	0.51
51:L8:28:LEU:HA	51:L8:33:GLN:HE21	1.75	0.51
26:1H:1323:U:H2'	26:1H:1324:G:H5'	1.91	0.51
1:1G:1014:A:H4'	19:AA:14:HIS:CE1	2.46	0.51
30:21:38:THR:HG22	30:21:41:LYS:N	2.25	0.51
23:2K:24:C:H2'	23:2K:25:U:H6	1.74	0.51
1:1G:1105:A:H2'	1:1G:1106:G:H8	1.75	0.51
26:14:2340:G:O2'	26:14:2341:G:H5'	2.11	0.51
12:3A:28:LYS:HD2	12:3A:33:ARG:HH12	1.76	0.51
11:2A:54:ARG:NH2	24:3L:40:C:OP1	2.43	0.51
1:13:114:U:O2'	1:13:115:G:H5'	2.10	0.51
26:14:1945:G:H2'	26:14:1946:U:C6	2.45	0.51
2:12:105:PHE:CE1	2:12:109:SER:HB3	2.45	0.51
26:1H:721:C:H2'	26:1H:722:A:H8	1.75	0.51
26:14:1759:A:H4'	26:14:2715:C:O4'	2.11	0.51
42:85:29:SER:C	42:85:30:LYS:HD3	2.31	0.51
26:14:433:C:C4	26:14:434:U:O4	2.64	0.51
1:13:1308:U:H5''	13:4I:98:VAL:HG22	1.92	0.51
26:14:2239:G:P	59:14:3822:HOH:O	2.69	0.51
2:1E:125:PRO:HA	2:1E:127:ILE:HG13	1.93	0.51
1:13:1249:C:O2'	9:8E:73:GLN:OE1	2.28	0.51
27:16:63:G:H2'	27:16:64:C:C6	2.45	0.51
32:41:76:SER:OG	32:41:84:LYS:N	2.44	0.51
44:A5:46:PHE:O	44:A5:50:VAL:HG12	2.11	0.51
26:14:2660:A:OP1	26:14:2660:A:H8	1.94	0.51
22:1L:53:G:C5	22:1L:54:5MU:H72	2.45	0.51
5:4E:89:ILE:HG21	5:4E:135:THR:HA	1.93	0.51
49:J8:93:GLU:CG	49:J8:94:LEU:N	2.51	0.51
26:1H:527:C:OP2	26:1H:2779:U:H5	1.94	0.51

Continued on next page...

Continued from previous page...

Atom-1	Atom-2	Interatomic distance (Å)	Clash overlap (Å)
1:1G:1118:C:OP1	9:82:104:ARG:NE	2.35	0.51
30:29:81:ILE:HG22	30:29:82:ARG:N	2.19	0.51
20:BI:75:ASN:O	20:BI:79:ARG:HB2	2.11	0.51
26:1H:128:C:H2'	26:1H:129:C:H6	1.76	0.51
1:13:1127:G:C2'	1:13:1128:C:H5'	2.39	0.51
37:78:19:VAL:HA	37:78:27:HIS:HB3	1.92	0.51
1:1G:826:C:H2'	1:1G:827:U:C6	2.45	0.51
4:3E:173:TRP:CZ3	4:3E:193:ASP:HB3	2.46	0.51
50:G5:4:SER:CB	50:G5:7:ARG:HB2	2.41	0.51
29:19:66:ASP:HB3	29:19:105:ILE:CD1	2.41	0.51
9:8E:118:LYS:O	9:8E:119:ALA:HB3	2.11	0.51
1:1G:920:U:H2'	1:1G:921:U:H6	1.73	0.51
26:14:1342:A:H2	26:14:1602:U:H3	1.58	0.51
26:14:2160:G:N2	26:14:2161:C:N3	2.58	0.51
32:49:120:LEU:HB2	32:49:180:PHE:CD1	2.45	0.51
39:98:118:GLU:OE1	39:98:118:GLU:HA	2.11	0.51
27:16:90:C:H5'	38:88:18:LYS:HA	1.91	0.51
26:14:2339:G:H2'	26:14:2340:G:C8	2.46	0.51
26:14:2129:C:H5''	26:14:2130:U:H5	1.75	0.51
26:1H:558:G:OP1	35:58:111:PRO:HD2	2.09	0.51
4:3E:111:ALA:HB2	4:3E:120:LEU:CD1	2.41	0.51
3:2E:58:GLU:H	3:2E:65:ALA:HB3	1.76	0.51
2:12:132:LYS:HG3	2:12:136:VAL:HG23	1.93	0.51
26:14:2324:C:H5''	26:14:2325:G:H5'	1.91	0.51
1:13:116:A:H61	1:13:313:A:H1'	1.75	0.51
26:1H:863:A:H2'	26:1H:864:G:H8	1.74	0.51
31:31:17:ARG:HD3	31:31:17:ARG:O	2.11	0.51
1:13:1453:G:OP2	1:13:1453:G:H4'	2.11	0.51
38:88:116:GLU:OE2	38:88:119:ARG:NH2	2.36	0.51
51:L8:43:ILE:O	51:L8:47:VAL:HG23	2.10	0.51
1:1G:17:U:H2'	1:1G:18:C:C6	2.45	0.51
26:14:2734:A:H2'	26:14:2735:G:O4'	2.09	0.51
47:D5:76:LEU:HA	47:D5:83:PRO:HA	1.92	0.51
31:39:4:VAL:HG13	31:39:19:GLU:OE2	2.10	0.51
1:1G:1119:C:OP2	9:82:9:ARG:NH2	2.44	0.51
26:14:847:U:H5	26:14:933:A:H62	1.58	0.51
1:1G:1206:G:C6	1:1G:1207:G:C6	2.98	0.51
24:3K:5:C:H1'	24:3K:68:G:H22	1.76	0.51
1:1G:596:C:H2'	1:1G:597:G:C8	2.46	0.51
3:2E:8:ILE:HG23	3:2E:16:ARG:HG2	1.92	0.51
26:14:996:A:C2	26:14:997:G:C8	2.99	0.51

Continued on next page...

Continued from previous page...

Atom-1	Atom-2	Interatomic distance (Å)	Clash overlap (Å)
26:14:569:U:C4	26:14:570:G:C6	2.98	0.51
41:B8:111:ARG:H	41:B8:111:ARG:HD3	1.76	0.51
26:1H:1337:G:C4	26:1H:1338:G:C8	2.99	0.51
29:11:84:TYR:CE1	29:11:86:PRO:HB3	2.46	0.51
22:1K:14:A:C5	22:1K:22:G:C2	2.98	0.51
22:1K:21:A:O2'	22:1K:22:G:OP1	2.27	0.51
8:7E:49:GLU:HG2	8:7E:62:TYR:HE2	1.75	0.51
26:1H:2518:A:C8	26:1H:2518:A:H5'	2.46	0.51
22:1K:17:U:HO2'	22:1K:57:G:N2	2.08	0.51
32:41:173:LEU:HD12	32:41:178:PHE:CD2	2.46	0.51
26:1H:2232:U:P	49:J8:40:ARG:HH12	2.34	0.51
35:58:12:ARG:HG2	35:58:13:TRP:H	1.76	0.51
26:1H:1420:U:HO2'	26:1H:1421:G:P	2.33	0.51
29:19:12:SER:HB2	29:19:208:LYS:HB3	1.91	0.51
1:1G:689:C:C2'	1:1G:690:G:H5'	2.41	0.51
13:4I:91:ARG:HB2	13:4I:98:VAL:HG12	1.93	0.51
32:49:118:ARG:HB2	32:49:181:ARG:HD3	1.93	0.51
45:F8:55:ASN:O	45:F8:79:ALA:HA	2.11	0.51
1:1G:642:A:N3	8:72:113:SER:OG	2.41	0.51
26:14:125:G:H5''	54:L5:19:ARG:HD3	1.92	0.51
1:13:1322:C:H5''	13:4I:100:GLY:HA2	1.93	0.51
1:13:321:A:H62	1:13:328:C:H1'	1.76	0.51
5:4E:102:ALA:HB1	5:4E:106:PRO:HG2	1.92	0.51
1:1G:1413:A:H2'	1:1G:1414:U:O4'	2.11	0.51
33:51:168:PRO:HB2	33:51:170:ARG:NH2	2.25	0.51
1:1G:1157:A:N6	1:1G:1177:G:H1	2.08	0.51
30:29:13:ARG:NH2	41:75:77:PRO:HB3	2.26	0.51
30:21:64:LYS:HB3	30:21:66:HIS:CG	2.45	0.51
30:29:54:GLN:HB2	30:29:72:VAL:CA	2.40	0.51
1:13:1347:G:C8	9:8E:107:ARG:HB2	2.46	0.51
1:1G:827:U:H3	1:1G:872:A:H62	1.58	0.51
50:G5:5:GLU:O	50:G5:8:LYS:HB3	2.10	0.51
26:14:2688:U:H5	26:14:2720:U:OP2	1.93	0.51
2:1E:46:LYS:HA	2:1E:49:GLU:OE2	2.11	0.51
30:21:2:LYS:HA	30:21:84:PHE:CD1	2.46	0.51
9:82:19:LEU:HA	9:82:61:ALA:HA	1.93	0.51
1:13:1171:G:O2'	1:13:1172:C:H5'	2.11	0.51
26:14:235:U:H2'	26:14:236:C:C6	2.45	0.51
26:14:1013:C:H2'	26:14:1014:U:C6	2.46	0.51
26:14:2788:C:O2'	26:14:2809:A:N3	2.41	0.51
26:1H:185:U:H2'	26:1H:186:G:H8	1.76	0.51

Continued on next page...

Continued from previous page...

Atom-1	Atom-2	Interatomic distance (Å)	Clash overlap (Å)
1:13:1000:A:H2'	1:13:1001:G:C8	2.46	0.51
1:1G:127:G:OP1	1:1G:635:G:H1'	2.10	0.51
8:72:20:TYR:CE2	8:72:75:ARG:HB3	2.46	0.51
32:49:42:GLY:O	32:49:43:LEU:HD13	2.11	0.51
38:45:68:ILE:HD13	38:45:103:MET:HB3	1.93	0.51
38:45:36:ALA:HB2	38:45:103:MET:SD	2.51	0.51
26:1H:2577:A:N7	59:1H:3886:HOH:O	2.34	0.51
27:1J:17:C:H2'	27:1J:18:G:O4'	2.11	0.51
1:1G:567:G:H1'	59:1G:1950:HOH:O	2.10	0.51
33:51:101:ARG:NH2	33:51:122:THR:OG1	2.44	0.51
33:59:7:LEU:HA	33:59:65:HIS:NE2	2.25	0.51
26:1H:476:G:N1	26:1H:479:A:OP2	2.43	0.51
23:2L:32:G:C5	23:2L:33:OMC:C5	2.99	0.51
26:1H:2749:A:H4'	33:51:62:LYS:HB3	1.93	0.51
26:14:1786:A:C2	26:14:2606:C:H1'	2.45	0.51
26:1H:847:U:H5	26:1H:933:A:N1	2.08	0.51
30:21:66:HIS:NE2	30:21:73:GLU:OE1	2.44	0.51
50:K8:4:SER:OG	50:K8:6:VAL:HB	2.11	0.51
10:1A:48:THR:HA	10:1A:62:HIS:HB3	1.93	0.51
1:1G:1051:C:H2'	1:1G:1052:U:C6	2.46	0.51
1:13:963:G:H21	10:1I:55:LYS:CE	2.24	0.51
26:1H:1951:U:H5''	26:1H:1952:A:OP2	2.11	0.51
1:13:1349:A:H2'	1:13:1350:A:C8	2.45	0.51
55:Q8:46:ARG:HB2	55:Q8:47:LYS:HB2	1.92	0.51
26:14:1812:A:O2'	29:19:45:ASN:HB2	2.11	0.51
4:32:148:VAL:HG12	4:32:152:SER:CB	2.40	0.51
39:98:84:ALA:HB3	39:98:85:PRO:HD3	1.93	0.51
1:13:1262:C:H2'	1:13:1263:C:C6	2.46	0.51
42:85:92:ARG:NH2	43:95:11:GLN:H	2.09	0.51
3:22:44:GLU:HA	3:22:52:LEU:HD11	1.93	0.51
26:14:582:G:H2'	26:14:583:G:C8	2.46	0.51
26:14:1040:C:H2'	26:14:1041:C:C6	2.46	0.51
26:14:2016:U:H1'	53:J5:6:VAL:HG13	1.93	0.51
26:1H:2121:G:H4'	28:71:167:LYS:NZ	2.26	0.51
26:1H:184:C:H2'	26:1H:185:U:C6	2.46	0.51
1:1G:689:C:H3'	1:1G:690:G:H21	1.74	0.51
1:13:719:C:O2'	18:9I:49:LYS:HB3	2.10	0.51
21:1B:2:GLY:O	21:1B:4:GLY:N	2.43	0.51
26:14:2724:C:OP1	30:29:118:LYS:HE3	2.11	0.51
53:J5:38:ALA:HB3	53:J5:48:GLU:HG3	1.92	0.51
5:4E:28:PHE:HE2	25:4K:26:A:H4'	1.75	0.51

Continued on next page...

Continued from previous page...

Atom-1	Atom-2	Interatomic distance (Å)	Clash overlap (Å)
22:1L:8:U:H3'	22:1L:13:C:N4	2.25	0.51
2:12:24:TRP:HE1	2:12:26:PRO:HG3	1.76	0.51
24:3K:1:G:H2'	24:3K:1:G:N3	2.26	0.51
1:13:49:U:C2	1:13:361:G:N2	2.79	0.51
49:J8:92:LYS:HA	49:J8:95:LEU:HB2	1.93	0.50
29:11:35:LYS:HB2	29:11:62:TYR:O	2.11	0.50
26:1H:1427:A:H4'	26:1H:1428:C:O5'	2.10	0.50
37:35:39:LYS:HD2	37:35:45:LEU:CD2	2.32	0.50
1:13:254:G:O3'	17:8I:69:LYS:NZ	2.37	0.50
26:14:2296:U:O2'	26:14:2297:C:OP2	2.23	0.50
29:19:264:LYS:HE2	29:19:266:SER:HB3	1.93	0.50
1:1G:1321:C:O2	19:AA:77:THR:OG1	2.26	0.50
33:59:56:SER:OG	33:59:57:ASP:N	2.44	0.50
23:2K:17:C:H5'	23:2K:62:C:OP1	2.11	0.50
1:1G:1363:A:C8	1:1G:1365:G:C4	3.00	0.50
32:41:111:LEU:HD23	32:41:114:ILE:HD12	1.93	0.50
26:14:1681:G:C4	59:14:3684:HOH:O	2.63	0.50
26:14:1788:C:C2	26:14:1789:A:C8	2.99	0.50
48:18:53:MET:HG3	48:18:59:LEU:CD2	2.41	0.50
26:14:2749:A:H2'	33:59:59:ARG:NH1	2.26	0.50
1:1G:979:C:OP1	1:1G:1223:C:N4	2.44	0.50
29:19:70:TRP:C	29:19:70:TRP:CD1	2.84	0.50
24:3K:63:U:O4'	28:71:53:ARG:NH2	2.39	0.50
31:39:18:ARG:NH1	31:39:20:LEU:HG	2.27	0.50
26:14:95:G:H4'	50:G5:46:GLN:HB2	1.92	0.50
36:25:103:ALA:HB1	36:25:105:GLU:OE1	2.11	0.50
37:78:78:PRO:HB3	37:78:111:ARG:NH2	2.26	0.50
13:4A:23:TYR:HB3	13:4A:67:GLU:HA	1.92	0.50
29:11:66:ASP:HB3	29:11:105:ILE:CD1	2.42	0.50
9:82:10:ARG:HA	9:82:104:ARG:NH1	2.26	0.50
26:14:2067:G:O2'	26:14:2069:G:H5''	2.10	0.50
26:14:2394:C:H1'	59:14:4200:HOH:O	2.11	0.50
26:1H:839:U:H2'	26:1H:840:C:C6	2.46	0.50
26:14:1448:G:H1'	26:14:1528:A:H62	1.76	0.50
34:61:95:LYS:O	34:61:98:ALA:HB3	2.10	0.50
1:1G:1023:G:H5''	1:1G:1024:G:H21	1.74	0.50
1:1G:1316:G:H22	1:1G:1319:A:P	2.35	0.50
26:14:276:A:H5'	26:14:277:C:OP2	2.11	0.50
7:62:116:ALA:O	7:62:120:ILE:HG12	2.11	0.50
7:62:22:LEU:HD23	7:62:62:PHE:HE2	1.76	0.50
50:K8:47:ASN:O	50:K8:49:LYS:HG3	2.12	0.50

Continued on next page...

Continued from previous page...

Atom-1	Atom-2	Interatomic distance (Å)	Clash overlap (Å)
26:14:2273:A:H2'	26:14:2274:A:H8	1.74	0.50
13:4I:82:MET:C	13:4I:84:ILE:H	2.13	0.50
1:13:407:G:P	4:3E:115:ARG:HH21	2.34	0.50
1:13:1226:C:H2'	13:4I:103:THR:HB	1.92	0.50
26:14:2270:G:OP2	59:14:3632:HOH:O	2.20	0.50
1:1G:1274:G:H21	1:1G:1275:A:H62	1.59	0.50
3:22:8:ILE:HG23	3:22:16:ARG:HG2	1.93	0.50
30:29:25:VAL:O	30:29:26:ILE:HG12	2.11	0.50
1:1G:269:C:H2'	1:1G:270:A:C8	2.45	0.50
24:3K:58:A:O2'	24:3K:59:A:O5'	2.30	0.50
45:F8:36:LYS:HA	45:F8:39:ILE:HD12	1.93	0.50
26:1H:2306:C:H3'	26:1H:2307:G:C5'	2.40	0.50
26:14:587:C:O2	37:35:33:ARG:NH1	2.44	0.50
2:12:116:GLU:OE2	2:12:156:LYS:NZ	2.43	0.50
26:14:522:G:H2'	26:14:523:C:C6	2.45	0.50
29:19:159:ALA:HB1	29:19:198:ASN:O	2.11	0.50
26:1H:581:C:OP1	42:C8:33:ARG:HG3	2.10	0.50
26:14:72:U:OP1	59:14:3623:HOH:O	2.18	0.50
33:59:55:PRO:HG2	33:59:61:HIS:CD2	2.46	0.50
34:61:29:TYR:HD2	34:61:30:LEU:HD23	1.75	0.50
26:14:1401:G:H2'	26:14:1402:C:O4'	2.11	0.50
41:B8:107:ASP:O	41:B8:110:ILE:HG23	2.12	0.50
44:E8:29:LEU:O	44:E8:29:LEU:HD12	2.12	0.50
1:13:56:U:H4'	34:69:82:ARG:HH21	1.75	0.50
1:13:1369:C:H2'	1:13:1370:G:C8	2.46	0.50
38:45:31:ASP:O	38:45:134:ARG:HB2	2.11	0.50
31:39:3:GLU:O	31:39:19:GLU:HB2	2.10	0.50
2:12:22:LYS:HE2	2:12:40:HIS:CE1	2.46	0.50
1:1G:1356:G:H2'	1:1G:1357:A:O4'	2.11	0.50
26:1H:871:U:OP2	38:88:5:ARG:NH2	2.42	0.50
30:21:38:THR:HG22	30:21:41:LYS:H	1.76	0.50
26:14:1188:U:C2'	26:14:1189:A:H5'	2.41	0.50
26:1H:2262:U:H4'	26:1H:2328:A:H2	1.75	0.50
29:19:49:ILE:HG13	29:19:51:VAL:O	2.10	0.50
26:1H:2068:U:N3	26:1H:2430:A:C2	2.78	0.50
26:1H:479:A:N3	26:1H:481:G:H5''	2.26	0.50
1:13:1417:G:N2	1:13:1482:G:H2'	2.27	0.50
26:14:2400:G:H2'	26:14:2401:U:C6	2.46	0.50
4:32:43:HIS:HA	4:32:46:LYS:HE3	1.93	0.50
26:1H:928:G:N7	59:1H:3888:HOH:O	2.34	0.50
31:31:165:ARG:HA	31:31:168:ARG:HD3	1.93	0.50

Continued on next page...

Continued from previous page...

Atom-1	Atom-2	Interatomic distance (Å)	Clash overlap (Å)
26:14:2563:U:H4'	36:25:28:SER:HA	1.94	0.50
31:39:41:LEU:O	31:39:44:ARG:HG2	2.12	0.50
1:1G:1503:A:O2'	25:4L:12:A:N6	2.44	0.50
34:69:130:TYR:HB3	34:69:136:VAL:CG2	2.28	0.50
2:1E:187:LEU:HA	2:1E:201:ILE:O	2.10	0.50
9:82:28:VAL:CG2	9:82:63:ILE:HB	2.39	0.50
32:49:125:PHE:CB	32:49:166:ASP:HB2	2.39	0.50
20:BA:87:LYS:O	20:BA:91:LEU:HG	2.11	0.50
39:98:101:ALA:HA	53:N8:44:THR:HG21	1.93	0.50
9:8E:70:LYS:O	9:8E:74:ILE:HG13	2.11	0.50
26:14:2839:G:C5'	39:55:46:GLY:HA2	2.41	0.50
1:1G:408:A:H2'	1:1G:409:G:O4'	2.10	0.50
1:13:838:G:O6	1:13:848:C:N4	2.44	0.50
1:1G:1132:C:H2'	1:1G:1133:G:C8	2.46	0.50
1:13:112:G:OP1	16:7I:27:LYS:HD2	2.11	0.50
34:61:79:ILE:O	34:61:142:VAL:HA	2.11	0.50
26:14:2126:A:O2'	26:14:2127:G:H5''	2.12	0.50
26:1H:2262:U:O2'	26:1H:2263:C:H5'	2.11	0.50
1:13:1171:G:H2'	1:13:1172:C:H6	1.76	0.50
26:14:754:C:H2'	26:14:755:C:H6	1.76	0.50
13:4A:39:ILE:HG21	13:4A:52:GLU:HB3	1.93	0.50
28:79:14:VAL:HG11	28:79:222:VAL:HA	1.94	0.50
35:58:12:ARG:HG2	35:58:13:TRP:N	2.26	0.50
38:45:35:VAL:HG12	38:45:36:ALA:H	1.77	0.50
26:1H:2250:G:C5	38:88:83:MET:HB3	2.47	0.50
25:4L:23:A:O2'	25:4L:24:A:H5''	2.12	0.50
26:1H:813:U:H2'	26:1H:814:C:C6	2.47	0.50
26:1H:271(B):G:H4'	26:1H:271(C):U:O5'	2.11	0.50
26:14:191:A:O2'	26:14:678:C:O2'	2.30	0.50
26:1H:747:U:O2	26:1H:2014:A:H1'	2.11	0.50
13:4A:86:CYS:SG	13:4A:88:ARG:HG3	2.52	0.50
26:1H:2238:G:H4'	26:1H:2239:G:OP1	2.11	0.50
26:1H:492:A:H2'	26:1H:493:G:O4'	2.12	0.50
23:2K:20:G:C2	23:2K:58:A:N3	2.79	0.50
26:1H:2335:A:C8	26:1H:2337:G:C5	2.99	0.50
40:65:67:ARG:NH1	40:65:67:ARG:HB2	2.26	0.50
34:61:123:LEU:HD23	34:61:143:SER:HA	1.92	0.50
14:5I:27:CYS:SG	14:5I:29:ARG:HB2	2.51	0.50
26:1H:1278:A:OP1	39:98:36:THR:HG22	2.11	0.50
28:71:208:PHE:HD1	28:71:209:LEU:HD23	1.76	0.50
19:AI:8:GLY:C	19:AI:9:VAL:HG22	2.32	0.50

Continued on next page...

Continued from previous page...

Atom-1	Atom-2	Interatomic distance (Å)	Clash overlap (Å)
26:14:198:C:O2'	26:14:199:A:H5'	2.10	0.50
1:13:1130:A:H5'	1:13:1131:G:OP2	2.11	0.50
24:3K:9:A:O2'	24:3K:46:G:O5'	2.30	0.50
51:L8:28:LEU:HA	51:L8:33:GLN:NE2	2.27	0.50
1:1G:9:G:OP1	5:42:122:GLU:HB2	2.12	0.50
7:62:148:ASN:O	7:62:149:ARG:HD3	2.12	0.50
26:1H:2836:U:H2'	26:1H:2837:G:H8	1.74	0.50
26:14:2839:G:H21	39:55:92:GLY:HA2	1.76	0.50
1:1G:652:U:H1'	1:1G:653:A:C2	2.47	0.50
31:39:53:THR:CG2	31:39:55:GLY:H	2.25	0.50
4:32:149:ALA:O	4:32:153:ARG:NE	2.45	0.50
26:1H:1441:G:H2'	26:1H:1442:G:H8	1.77	0.50
1:13:1016:A:H2'	1:13:1017:G:O4'	2.10	0.50
24:3K:48:C:OP2	24:3K:59:A:O2'	2.26	0.50
26:14:184:C:H2'	26:14:185:U:C6	2.47	0.50
35:15:132:ALA:HB1	35:15:133:GLN:HG2	1.94	0.50
1:13:591:U:H2'	1:13:592:G:H8	1.77	0.50
26:1H:301:G:C4	26:1H:302:C:C5	2.99	0.50
40:65:67:ARG:HH11	40:65:67:ARG:HB2	1.77	0.50
26:14:654(B):C:H2'	26:14:654(C):G:C8	2.47	0.50
26:1H:817:C:H4'	26:1H:932:G:C5	2.47	0.50
12:3A:110:VAL:HG23	12:3A:120:TYR:HB3	1.94	0.50
1:1G:41:G:H2'	1:1G:42:G:C8	2.47	0.50
26:1H:2209:C:O2	26:1H:2216:G:C2	2.64	0.50
26:1H:1288:U:H4'	26:1H:1289:C:OP2	2.10	0.50
54:P8:24:THR:HG23	54:P8:27:GLY:H	1.76	0.50
5:4E:51:VAL:O	5:4E:55:VAL:HG23	2.12	0.50
50:G5:17:SER:N	50:G5:20:GLU:OE2	2.42	0.50
1:13:404:U:H5'	4:3E:122:ARG:HD2	1.93	0.50
26:1H:2062:A:OP1	59:1H:3763:HOH:O	2.19	0.50
1:13:1438:G:H2'	1:13:1439:C:C6	2.47	0.50
1:13:1240:U:O2'	7:6E:38:LEU:HG	2.12	0.50
26:14:2659:G:N2	26:14:2662:A:OP2	2.45	0.50
26:1H:796:C:H2'	26:1H:797:C:C6	2.45	0.50
26:14:2014:A:H2'	26:14:2015:A:C8	2.47	0.50
1:13:530:G:O6	25:4K:21:G:H1'	2.12	0.50
27:1J:70:C:H2'	27:1J:71:C:H6	1.77	0.50
31:39:67:GLN:HG3	31:39:67:GLN:O	2.10	0.50
52:M8:13:ARG:NH1	52:M8:22:ILE:HG23	2.24	0.50
1:1G:1322:C:O2'	1:1G:1323:G:H5'	2.12	0.50
1:13:973:G:H3'	1:13:974:A:H5"	1.94	0.50

Continued on next page...

Continued from previous page...

Atom-1	Atom-2	Interatomic distance (Å)	Clash overlap (Å)
26:14:1570:A:H4'	29:19:37:LEU:HD21	1.94	0.50
4:3E:173:TRP:CE3	4:3E:193:ASP:HB3	2.47	0.50
29:11:17:THR:CG2	29:11:204:ILE:HA	2.42	0.50
29:19:30:GLU:HG3	29:19:35:LYS:HZ3	1.77	0.50
39:55:97:VAL:HA	39:55:113:LEU:O	2.12	0.50
32:41:16:ARG:NH1	32:41:31:VAL:HG22	2.27	0.50
46:G8:28:LYS:NZ	46:G8:40:GLU:HG3	2.27	0.50
26:14:2261:C:H1'	26:14:2388:A:N3	2.27	0.50
5:4E:35:GLY:H	5:4E:112:LEU:HD13	1.77	0.50
32:49:27:ASN:ND2	32:49:28:VAL:H	2.09	0.50
29:19:106:ILE:O	29:19:108:PRO:HD3	2.11	0.50
13:4A:50:GLU:O	13:4A:54:VAL:HG23	2.11	0.50
26:1H:741:G:O2'	26:1H:742:G:H5'	2.12	0.50
4:32:126:ILE:HG22	4:32:127:THR:N	2.27	0.50
26:1H:300:A:N6	59:1H:3870:HOH:O	2.43	0.50
37:35:107:LYS:O	37:35:109:GLY:N	2.38	0.50
1:13:256:U:H2'	1:13:257:G:C8	2.47	0.50
26:1H:2524:G:N7	59:1H:3889:HOH:O	2.35	0.50
2:12:33:TYR:HB3	2:12:41:ILE:HG23	1.92	0.50
9:82:27:THR:OG1	9:82:31:GLN:O	2.18	0.50
26:14:279:C:H42	26:14:361:G:H1	1.59	0.50
29:11:26:LYS:HD2	29:11:29:PRO:CG	2.26	0.50
26:1H:1678:G:N2	26:1H:1989:G:N2	2.59	0.50
26:14:2304:G:H22	26:14:2312:U:H3	1.60	0.50
26:1H:2729:G:H2'	26:1H:2730:C:C6	2.46	0.50
26:1H:1971:A:C4	29:11:241:PRO:HD3	2.47	0.50
1:13:262:A:C6	1:13:263:A:C6	3.00	0.50
16:7I:13:HIS:C	16:7I:15:PRO:HD3	2.32	0.50
26:1H:1805:U:O2	29:11:50:THR:HB	2.12	0.50
1:13:165:C:H2'	1:13:166:G:H8	1.76	0.50
9:82:26:VAL:HG22	9:82:61:ALA:N	2.27	0.50
26:1H:1429:G:H2'	26:1H:1430:C:H6	1.77	0.50
12:3I:8:ASN:OD1	17:8I:34:LYS:NZ	2.45	0.50
26:1H:637:A:O5'	37:78:116:GLY:HA3	2.12	0.50
59:1H:3758:HOH:O	31:31:55:GLY:HA2	2.12	0.50
7:6E:115:ARG:O	7:6E:118:VAL:HG12	2.12	0.50
26:14:1386:C:H2'	26:14:1387:C:C6	2.47	0.50
26:14:2233:U:H2'	26:14:2234:G:C8	2.46	0.50
1:13:667:G:H4'	15:6I:51:HIS:ND1	2.27	0.50
26:1H:744:G:OP1	30:21:132:HIS:ND1	2.42	0.50
55:M5:15:LYS:NZ	59:M5:202:HOH:O	2.45	0.50

Continued on next page...

Continued from previous page...

Atom-1	Atom-2	Interatomic distance (Å)	Clash overlap (Å)
34:61:9:LEU:HD21	34:61:35:LEU:HD23	1.94	0.50
16:7A:72:ARG:HE	16:7A:73:LEU:HD23	1.77	0.50
1:1G:1423:G:H2'	1:1G:1424:C:C6	2.46	0.50
1:13:982:U:H4'	1:13:983:A:O5'	2.12	0.50
48:E5:26:TYR:O	48:E5:29:GLN:HB2	2.11	0.50
7:62:101:LEU:O	7:62:105:VAL:HG23	2.11	0.50
28:71:23:ASP:HB2	28:71:190:ARG:HH22	1.76	0.50
37:78:68:GLN:OE1	37:78:68:GLN:HA	2.12	0.50
45:F8:41:ASN:O	45:F8:45:THR:HG23	2.11	0.50
26:1H:1816:G:P	59:1H:3715:HOH:O	2.70	0.50
52:M8:14:ILE:HG23	52:M8:21:VAL:HB	1.93	0.50
26:14:1358:G:N2	26:14:1372:U:C5	2.80	0.50
26:14:198:C:P	59:14:3717:HOH:O	2.70	0.50
37:78:50:ARG:HD3	55:Q8:7:HIS:CD2	2.46	0.50
1:1G:1533:C:O2'	1:1G:1534:A:OP1	2.29	0.50
32:41:67:LYS:CE	52:M8:6:HIS:CE1	2.92	0.50
49:F5:89:GLU:O	49:F5:93:GLU:HB2	2.11	0.50
26:14:1006:C:H1'	35:15:106:MET:HE3	1.93	0.50
35:58:95:PRO:O	35:58:96:GLU:CD	2.50	0.50
31:39:89:VAL:HG12	31:39:90:PHE:H	1.77	0.50
1:13:10:A:OP2	5:4E:126:ARG:HD3	2.11	0.50
25:4K:13:A:N3	25:4K:13:A:H2'	2.27	0.50
9:8E:112:LYS:HA	9:8E:119:ALA:HB2	1.94	0.50
40:A8:48:LEU:CD2	40:A8:82:ILE:HD11	2.41	0.50
26:14:1109:C:H2'	26:14:1110:G:H1'	1.93	0.50
1:1G:1142:G:C5	1:1G:1143:G:H1'	2.46	0.50
26:14:2520:C:H41	26:14:2542:A:H62	1.60	0.50
1:1G:1279:A:O2'	1:1G:1281:U:OP2	2.19	0.50
1:1G:373:A:N3	1:1G:374:A:C8	2.80	0.50
26:14:1971:A:P	29:19:242:ARG:HH22	2.35	0.50
2:1E:178:ARG:HD2	8:7E:71:GLY:O	2.12	0.50
1:13:1063:C:H3'	1:13:1064:G:H2'	1.93	0.50
8:72:17:THR:HG22	8:72:78:GLN:OE1	2.11	0.50
1:1G:606:G:N2	1:1G:631:G:O2'	2.45	0.50
26:1H:633:A:H2'	26:1H:634:C:H5'	1.94	0.50
1:1G:540:G:H2'	1:1G:541:G:O4'	2.11	0.50
26:1H:302:C:H2'	26:1H:303:U:H6	1.77	0.50
26:14:925:C:H2'	26:14:926:A:H8	1.76	0.50
17:8A:17:LYS:HG2	17:8A:47:PRO:HA	1.93	0.50
3:2E:121:ALA:O	3:2E:125:GLU:HG3	2.12	0.50
26:14:1404:C:O2'	26:14:1405:U:H5'	2.11	0.50

Continued on next page...

Continued from previous page...

Atom-1	Atom-2	Interatomic distance (Å)	Clash overlap (Å)
26:14:265:A:C8	26:14:266:G:H1'	2.47	0.50
26:14:11:G:H2'	26:14:12:U:H5'	1.94	0.50
1:13:604:G:H2'	1:13:605:U:O4'	2.12	0.50
5:42:99:GLY:O	5:42:117:ASP:HA	2.12	0.50
26:14:1239:G:H5''	59:14:3979:HOH:O	2.11	0.50
26:14:239:U:H2'	26:14:240:G:O4'	2.12	0.50
26:1H:306:U:H2'	26:1H:307:G:O4'	2.11	0.50
21:1F:6:ARG:HH11	21:1F:15:ARG:NE	2.10	0.50
34:69:143:SER:O	34:69:144:VAL:HG22	2.12	0.50
37:78:49:ARG:HG3	37:78:49:ARG:HH11	1.77	0.50
30:29:44:TYR:HE2	30:29:80:GLU:OE1	1.94	0.50
1:13:1291:G:H2'	1:13:1292:U:C6	2.46	0.50
27:1J:44:G:OP1	32:49:98:ARG:NH2	2.41	0.50
26:14:495:G:H21	44:A5:61:ASN:HD21	1.60	0.50
1:1G:825:G:O2'	8:72:12:ARG:NH1	2.45	0.50
1:1G:1095:U:H2'	1:1G:1096:C:O4'	2.11	0.50
1:13:232:G:C5	1:13:233:C:C5	3.00	0.50
26:14:1827:C:C2'	26:14:1828:G:H5'	2.42	0.50
30:21:38:THR:O	30:21:42:ASP:N	2.43	0.50
1:1G:1140:C:H2'	1:1G:1141:C:H6	1.76	0.50
35:15:41:ASP:O	42:85:64:ARG:NH2	2.44	0.50
48:I8:72:ARG:HB3	48:I8:75:LEU:HB2	1.94	0.50
33:59:9:ILE:O	33:59:69:ARG:NH1	2.44	0.50
26:14:955:C:OP1	38:45:87:LYS:HE2	2.12	0.50
26:14:2010:G:H5''	44:A5:42:ARG:HB2	1.93	0.50
31:31:12:LEU:O	31:31:127:GLU:N	2.41	0.50
1:13:1298:C:P	7:6E:114:ARG:HH22	2.35	0.50
26:14:1337:G:H2'	26:14:1338:G:H8	1.77	0.50
22:1L:74:C:H2'	22:1L:75:C:H5'	1.92	0.50
22:1K:12:U:OP2	59:1K:201:HOH:O	2.20	0.50
1:13:507:C:OP2	1:13:508:C:O2'	2.20	0.50
26:1H:1585:C:OP1	26:1H:1585:C:H6	1.94	0.50
2:1E:67:THR:HG21	2:1E:155:LEU:HG	1.93	0.50
26:1H:770:G:OP1	59:1H:3759:HOH:O	2.19	0.50
26:14:1443:G:N7	59:14:3732:HOH:O	2.34	0.50
26:1H:2564:A:C2	26:1H:2647:U:H4'	2.47	0.50
19:AI:41:VAL:CG1	19:AI:44:MET:N	2.67	0.49
26:14:197:A:P	59:14:3526:HOH:O	2.70	0.49
26:1H:2310:A:N1	32:41:80:PHE:HE1	2.10	0.49
22:1K:34:U8U:HN3	25:4K:21:G:N2	1.99	0.49
26:1H:1786:A:C2	26:1H:2606:C:H1'	2.48	0.49

Continued on next page...

Continued from previous page...

Atom-1	Atom-2	Interatomic distance (Å)	Clash overlap (Å)
1:13:1234:C:O2'	1:13:1235:U:H5'	2.12	0.49
28:71:10:LEU:HD12	28:71:32:LEU:HD12	1.93	0.49
26:1H:2352:A:C4	26:1H:2366:A:C2	3.00	0.49
1:13:1125:U:O2'	1:13:1126:U:OP2	2.30	0.49
1:13:1126:U:H2'	1:13:1127:G:O4'	2.12	0.49
29:11:146:GLU:HG3	29:11:190:TYR:N	2.27	0.49
8:72:120:THR:CG2	8:72:123:GLU:H	2.22	0.49
41:B8:12:SER:HA	41:B8:14:TYR:N	2.23	0.49
1:1G:998:G:H2'	1:1G:998(A):C:C6	2.47	0.49
26:14:2238:G:N3	26:14:2238:G:H2'	2.27	0.49
1:1G:377:G:P	16:7A:5:ARG:HH11	2.35	0.49
1:1G:1305:G:HO2'	1:1G:1306:A:H8	1.58	0.49
33:59:149:ARG:NH1	33:59:154:PRO:HB2	2.27	0.49
1:1G:1396:A:H4'	1:1G:1397:C:C5'	2.42	0.49
42:85:92:ARG:NH2	43:95:10:LYS:HA	2.27	0.49
35:58:133:GLN:O	35:58:134:ARG:HB2	2.10	0.49
26:1H:1464:C:HO2'	26:1H:1528:A:H8	1.56	0.49
48:I8:72:ARG:NH1	48:I8:75:LEU:HD12	2.27	0.49
4:32:8:VAL:HA	4:32:11:LEU:HD12	1.93	0.49
7:62:31:MET:HG3	7:62:36:LYS:HA	1.94	0.49
27:16:15:A:H5'	27:16:16:G:C8	2.47	0.49
26:14:1444(A):A:N3	26:14:1444(A):A:H2'	2.27	0.49
12:3A:27:LEU:HB3	12:3A:33:ARG:HG2	1.94	0.49
1:1G:363:A:OP1	12:3A:33:ARG:HG3	2.12	0.49
27:16:54:G:H2'	27:16:55:U:H6	1.77	0.49
1:13:113:G:H2'	1:13:114:U:C6	2.47	0.49
26:1H:1590:U:H2'	26:1H:1591:G:C8	2.47	0.49
26:14:191:A:HO2'	26:14:678:C:HO2'	1.54	0.49
5:42:75:THR:OG1	5:42:117:ASP:O	2.12	0.49
26:1H:1583:A:OP1	26:1H:1585:C:N4	2.40	0.49
2:12:219:VAL:HA	2:12:220:ASP:HB3	1.94	0.49
26:14:2629:A:N3	26:14:2629:A:H2'	2.26	0.49
26:1H:1468:C:O2'	26:1H:1469:A:H5'	2.12	0.49
47:H8:51:ALA:O	47:H8:54:HIS:HB2	2.12	0.49
26:1H:1381:G:N7	59:1H:3877:HOH:O	2.34	0.49
14:5I:13:THR:HG23	14:5I:20:ALA:HB2	1.94	0.49
53:N8:16:ARG:HG3	53:N8:17:ASP:N	2.26	0.49
29:11:65:ILE:HD12	29:11:66:ASP:N	2.27	0.49
26:14:2584:U:H2'	26:14:2585:U:H2'	1.93	0.49
1:1G:502:G:O2'	59:1G:1829:HOH:O	2.20	0.49
26:14:2377:A:H2'	26:14:2378:A:C8	2.48	0.49

Continued on next page...

Continued from previous page...

Atom-1	Atom-2	Interatomic distance (Å)	Clash overlap (Å)
29:19:30:GLU:N	29:19:35:LYS:HZ1	2.08	0.49
26:14:2271:G:O6	59:14:3630:HOH:O	2.19	0.49
26:14:1420:U:HO2'	26:14:1421:G:P	2.36	0.49
1:1G:1129:C:H5	1:1G:1141:C:H42	1.60	0.49
2:1E:100:GLY:O	2:1E:102:LEU:N	2.44	0.49
26:14:1430:C:H2'	26:14:1431:U:H6	1.76	0.49
27:16:87:G:N2	27:16:89(A):A:OP2	2.39	0.49
26:14:718:A:H3'	26:14:719:C:C6	2.47	0.49
19:AA:56:GLN:HG2	19:AA:57:HIS:N	2.26	0.49
2:12:47:THR:HA	2:12:50:GLU:OE2	2.12	0.49
1:13:1:U:C2	1:13:630:G:HI1'	2.47	0.49
26:14:2207:C:O2'	29:19:151:LYS:NZ	2.45	0.49
37:78:130:PHE:HE1	37:78:146:VAL:HG23	1.77	0.49
32:41:18:GLU:O	32:41:22:ARG:HB2	2.12	0.49
5:42:16:THR:HG23	5:42:17:ALA:N	2.26	0.49
3:22:69:HIS:HA	3:22:104:GLN:HB2	1.94	0.49
8:72:86:ILE:HG13	8:72:133:LEU:HD22	1.93	0.49
46:G8:68:HIS:ND1	46:G8:70:SER:HB2	2.27	0.49
1:13:1219:U:H2'	1:13:1220:G:O4'	2.11	0.49
34:69:45:LYS:HA	34:69:48:GLU:HB3	1.95	0.49
46:C5:83:THR:HG22	46:C5:84:ARG:H	1.76	0.49
26:1H:2050:C:H2'	26:1H:2051:A:C8	2.47	0.49
30:21:16:ARG:O	30:21:16:ARG:HG3	2.11	0.49
26:1H:2542:A:H4'	26:1H:2543:G:C8	2.47	0.49
32:49:172:LEU:O	32:49:176:LEU:HB2	2.12	0.49
26:1H:2751:G:H5'	33:51:4:ILE:HD13	1.93	0.49
1:1G:1392:G:N2	1:1G:1502:A:H8	2.10	0.49
26:1H:805:G:H4'	26:1H:806:C:OP2	2.13	0.49
30:21:60:ASN:C	30:21:60:ASN:HD22	2.15	0.49
1:1G:176:C:H2'	1:1G:177:C:C6	2.47	0.49
1:13:160:A:N1	1:13:343:U:O2'	2.46	0.49
4:32:96:LEU:HD22	4:32:139:ARG:NH1	2.27	0.49
26:14:492:A:H2'	26:14:493:G:O4'	2.11	0.49
31:31:136:THR:HG22	31:31:166:ALA:O	2.12	0.49
26:14:819:A:H2'	26:14:820:A:H5'	1.94	0.49
35:58:130:HIS:HA	35:58:134:ARG:HH12	1.77	0.49
1:1G:1274:G:N2	1:1G:1275:A:H62	2.10	0.49
26:1H:1430:C:H2'	26:1H:1431:U:H6	1.78	0.49
8:7E:85:ARG:CD	8:7E:88:LYS:HG2	2.43	0.49
41:B8:108:ARG:HG3	41:B8:109:GLU:N	2.27	0.49
1:1G:555:C:H2'	1:1G:556:C:C6	2.47	0.49

Continued on next page...

Continued from previous page...

Atom-1	Atom-2	Interatomic distance (Å)	Clash overlap (Å)
26:14:864:G:C6	26:14:865:C:N4	2.80	0.49
47:H8:132:ASN:HD22	47:H8:132:ASN:N	2.11	0.49
1:13:1438:G:H2'	1:13:1439:C:H6	1.77	0.49
26:1H:163:U:H1'	49:J8:82:LEU:HD13	1.93	0.49
11:2I:21:ILE:HG13	11:2I:30:VAL:HG12	1.94	0.49
1:13:427:U:H5'	4:3E:41:GLY:HA2	1.95	0.49
26:1H:315:G:C6	26:1H:316:C:C4	3.00	0.49
29:11:108:PRO:HD2	29:11:111:LEU:HG	1.94	0.49
26:14:2820:A:C6	39:55:4:LEU:HD11	2.46	0.49
26:14:760:G:C2'	26:14:761:A:H5'	2.43	0.49
19:AI:40:ILE:HB	19:AI:69:HIS:O	2.13	0.49
26:1H:1608:A:O2'	26:1H:1610:A:OP2	2.23	0.49
1:1G:1441:G:H5''	1:1G:1442:G:H5'	1.94	0.49
31:39:146:ALA:CB	31:39:148:LEU:HG	2.42	0.49
26:1H:2313:C:C2'	26:1H:2314:C:H5'	2.42	0.49
1:13:1126:U:H4'	1:13:1281:U:O2	2.11	0.49
43:D8:17:GLY:N	43:D8:96:ILE:O	2.25	0.49
42:85:98:LEU:HA	42:85:100:VAL:H	1.78	0.49
1:13:538:G:OP2	12:3I:115:LYS:HB2	2.11	0.49
1:13:157:G:N2	1:13:164:U:O2	2.43	0.49
40:A8:106:ARG:HE	40:A8:106:ARG:N	2.10	0.49
26:14:2542:A:H4'	26:14:2542:A:OP1	2.10	0.49
26:14:1007:C:OP1	35:15:35:ARG:NH1	2.46	0.49
3:22:182:ILE:HG23	3:22:203:PHE:HD1	1.78	0.49
35:15:96:GLU:O	35:15:100:GLU:HB2	2.12	0.49
26:1H:855:G:H5''	26:1H:856:C:OP2	2.12	0.49
31:39:110:LEU:HD21	31:39:181:LEU:HD22	1.94	0.49
44:A5:27:LYS:O	44:A5:71:VAL:HG23	2.11	0.49
26:1H:2648:C:H2'	26:1H:2649:U:H6	1.77	0.49
29:11:113:VAL:O	29:11:113:VAL:HG22	2.12	0.49
1:13:1113:C:H2'	1:13:1114:C:H6	1.77	0.49
6:5E:15:ASP:OD1	6:5E:18:GLN:HG3	2.12	0.49
26:14:307:G:N2	26:14:309:G:H3'	2.27	0.49
26:14:1144:G:C6	26:14:1145:C:N3	2.81	0.49
26:1H:919:G:H4'	27:16:81:G:H4'	1.94	0.49
26:14:847:U:OP2	59:14:3528:HOH:O	2.18	0.49
41:B8:12:SER:OG	41:B8:13:ARG:N	2.44	0.49
21:1F:5:ASP:HB3	21:1F:8:THR:HG22	1.95	0.49
42:85:61:TRP:CZ3	42:85:94:ASN:HB2	2.47	0.49
3:22:8:ILE:O	3:22:11:ARG:N	2.44	0.49
41:75:106:SER:N	41:75:107:ASP:OD1	2.46	0.49

Continued on next page...

Continued from previous page...

Atom-1	Atom-2	Interatomic distance (Å)	Clash overlap (Å)
4:32:45:GLN:O	4:32:46:LYS:HG2	2.12	0.49
26:14:270(P):C:H2'	26:14:270(Q):C:C6	2.47	0.49
37:35:82:GLY:HA2	37:35:113:LYS:O	2.13	0.49
38:88:140:ALA:C	38:88:141:GLN:HG2	2.31	0.49
8:72:84:ARG:O	8:72:135:CYS:HB2	2.12	0.49
26:1H:2761:G:N7	59:1H:3887:HOH:O	2.34	0.49
7:6E:94:ARG:O	7:6E:97:GLN:HB3	2.12	0.49
27:1J:5:C:H42	27:1J:115:G:H1	1.60	0.49
47:D5:6:LYS:HG2	47:D5:7:ALA:N	2.28	0.49
4:32:3:ARG:HD2	4:32:118:ARG:NE	2.27	0.49
26:1H:86:C:H4'	26:1H:104:U:H1'	1.94	0.49
26:14:311:A:C6	26:14:328:U:C4	3.01	0.49
26:14:17:G:H4'	42:85:25:TRP:CH2	2.48	0.49
26:14:510:C:H2'	26:14:511:U:O4'	2.12	0.49
11:2A:73:MET:SD	11:2A:103:LEU:HD13	2.52	0.49
26:1H:143:C:H2'	26:1H:144:C:C6	2.48	0.49
31:39:25:PRO:C	31:39:27:GLU:N	2.66	0.49
26:1H:805:G:P	37:78:41:ARG:HG2	2.53	0.49
7:62:20:ASP:HB3	7:62:23:VAL:HB	1.93	0.49
26:1H:1509:C:H2'	26:1H:1511:A:H8	1.78	0.49
31:31:67:GLN:HG3	31:31:67:GLN:O	2.10	0.49
13:4I:23:TYR:HE2	13:4I:71:ARG:HG3	1.76	0.49
1:13:160:A:H2'	1:13:160:A:N3	2.28	0.49
1:1G:1008:C:N4	1:1G:1021:G:H1	2.08	0.49
1:1G:1024:G:OP1	1:1G:1024:G:H4'	2.13	0.49
15:6I:74:ASP:OD2	15:6I:77:ARG:HB2	2.12	0.49
1:13:129(A):G:C2	1:13:188:U:O2'	2.66	0.49
1:1G:999:U:H3	1:1G:1041:A:H61	1.61	0.49
55:M5:58:ILE:O	55:M5:58:ILE:HD12	2.12	0.49
27:16:75:G:N2	47:H8:85:HIS:CE1	2.79	0.49
26:14:1050:A:C2	26:14:2751:G:H2'	2.47	0.49
34:69:77:LEU:HB3	34:69:78:THR:OG1	2.12	0.49
45:F8:57:LEU:HD23	45:F8:57:LEU:N	2.27	0.49
26:14:2749:A:O4'	33:59:63:SER:HA	2.13	0.49
46:C5:8:LYS:HZ3	46:C5:95:LYS:HD3	1.77	0.49
7:62:27:ILE:HA	7:62:30:ILE:HD12	1.95	0.49
35:58:53:VAL:HG11	35:58:128:HIS:CD2	2.47	0.49
24:3K:48:C:H5	24:3K:59:A:N3	2.11	0.49
22:1K:76:A:H1'	26:1H:2583:G:H21	1.78	0.49
1:1G:468:A:C1'	16:7A:82:GLN:HE22	2.25	0.49
26:1H:2887:U:H2'	26:1H:2888:C:H6	1.77	0.49

Continued on next page...

Continued from previous page...

Atom-1	Atom-2	Interatomic distance (Å)	Clash overlap (Å)
13:4A:16:ASP:HB3	13:4A:34:LEU:HD11	1.95	0.49
26:14:2772:C:H2'	26:14:2773:C:H6	1.77	0.49
1:13:725:G:H2'	1:13:726:C:H6	1.77	0.49
26:1H:863:A:H2'	26:1H:864:G:C8	2.48	0.49
26:14:557:U:H2'	26:14:558:G:C8	2.48	0.49
15:6A:8:LYS:O	15:6A:12:ILE:HG13	2.12	0.49
30:21:69:LYS:HG3	30:21:70:ALA:H	1.77	0.49
13:4I:70:LEU:O	13:4I:74:VAL:HG23	2.12	0.49
26:14:2557:G:H2'	26:14:2558:C:C6	2.48	0.49
1:13:1356:G:H2'	1:13:1357:A:C8	2.48	0.49
12:3I:66:VAL:HG21	12:3I:98:TYR:HE1	1.77	0.49
26:1H:1820:U:H4'	26:1H:1821:A:OP2	2.11	0.49
28:71:15:ASP:HB3	28:71:18:LYS:H	1.77	0.49
15:6I:69:TYR:CE1	15:6I:73:GLU:HG3	2.48	0.49
26:1H:569:U:C4	26:1H:570:G:C6	3.01	0.49
36:68:98:VAL:HG11	36:68:114:ILE:HG23	1.95	0.49
6:5E:41:GLU:HG3	6:5E:62:TRP:CE3	2.48	0.49
1:13:721:G:C6	1:13:733:A:C2	3.00	0.49
26:1H:1965:C:H3'	26:1H:1966:A:H2'	1.95	0.49
52:M8:42:PHE:O	52:M8:42:PHE:CD1	2.66	0.49
33:51:3:ARG:HG2	33:51:3:ARG:O	2.13	0.49
26:14:1359:A:N7	26:14:1372:U:O4	2.45	0.49
1:13:276:G:O3'	17:8I:68:ARG:NH1	2.46	0.49
26:14:1021:A:H62	26:14:1141:U:H3	1.61	0.49
26:1H:2172:U:H5'	26:1H:2173:A:OP2	2.13	0.49
1:1G:1095:U:OP1	1:1G:1108:G:N2	2.46	0.49
26:14:1568:G:P	29:19:63:ARG:HH12	2.35	0.49
13:4I:84:ILE:HD12	13:4I:84:ILE:HA	1.66	0.49
26:1H:2118:U:O2	26:1H:2148:G:O2'	2.29	0.49
1:1G:918:A:H2'	1:1G:919:A:O4'	2.12	0.49
1:1G:1077:G:N1	1:1G:1081:G:C6	2.81	0.49
46:G8:63:LYS:NZ	46:G8:64:GLU:HG3	2.28	0.49
33:51:9:ILE:HG23	33:51:51:ARG:HB3	1.94	0.49
26:14:2388:A:H2'	26:14:2389:G:H5'	1.93	0.49
30:29:111:ARG:HB2	30:29:160:TYR:O	2.12	0.49
26:1H:6:A:H1'	35:58:131:GLN:HG2	1.93	0.49
27:1J:88:C:H4'	27:1J:89:G:OP2	2.12	0.49
26:14:959:A:C6	26:14:960:A:N1	2.80	0.49
26:1H:2854:G:H2'	26:1H:2855:C:C6	2.48	0.49
24:3K:48:C:H5	24:3K:59:A:C4	2.30	0.49
26:14:128:C:H2'	26:14:129:C:O4'	2.13	0.49

Continued on next page...

Continued from previous page...

Atom-1	Atom-2	Interatomic distance (Å)	Clash overlap (Å)
26:14:2766:G:N3	26:14:2766:G:H2'	2.28	0.49
1:1G:457:C:H2'	1:1G:458:C:H6	1.77	0.49
26:1H:1158:C:H4'	51:L8:32:GLN:HB2	1.94	0.49
26:14:1338:G:N3	26:14:1393:A:H2	2.10	0.49
2:1E:124:SER:O	2:1E:127:ILE:HG12	2.13	0.49
26:14:557:U:H2'	26:14:558:G:H8	1.78	0.49
26:14:571:A:H5'	26:14:2030:A:N7	2.27	0.49
1:13:1342:C:H4'	9:8E:125:TYR:HB3	1.94	0.49
1:1G:927:G:N2	1:1G:1391:U:H1'	2.27	0.49
26:14:1028:A:N6	26:14:1125:G:H2'	2.27	0.49
3:2E:3:ASN:OD1	3:2E:3:ASN:N	2.46	0.49
1:13:778:G:H8	1:13:778:G:O5'	1.95	0.49
12:3I:43:VAL:HG13	12:3I:55:VAL:HG21	1.94	0.49
50:K8:64:LEU:HD22	50:K8:68:ARG:HD2	1.93	0.49
26:1H:1332:G:C8	26:1H:1332:G:H5'	2.48	0.49
26:1H:2749:A:OP1	33:51:4:ILE:HG13	2.13	0.49
7:62:23:VAL:HG13	7:62:43:PHE:CE2	2.33	0.49
2:1E:163:PHE:CD1	2:1E:185:ILE:HG12	2.48	0.49
50:K8:15:LYS:NZ	50:K8:15:LYS:N	2.61	0.49
26:14:2689:U:H5''	26:14:2713:A:C2	2.47	0.49
26:1H:1210:A:C8	26:1H:1210:A:H5'	2.46	0.49
26:14:998:C:OP2	42:85:58:ARG:NH2	2.40	0.49
1:1G:1277:C:H1'	1:1G:1282:C:O2	2.12	0.49
26:1H:1550:C:H2'	26:1H:1551:C:H6	1.77	0.49
1:1G:518:C:H5''	1:1G:519:C:H6	1.76	0.49
28:71:45:ALA:HB2	28:71:212:VAL:HG22	1.95	0.49
38:45:19:GLY:O	38:45:98:LYS:HB3	2.13	0.49
26:1H:2121:G:H1	26:1H:2177:C:H42	1.61	0.49
8:72:20:TYR:HA	8:72:65:TYR:CE2	2.48	0.49
46:G8:68:HIS:CE1	46:G8:70:SER:HB2	2.48	0.49
1:13:678:U:H2'	1:13:679:C:C6	2.48	0.49
26:14:303:U:H2'	26:14:304:G:O4'	2.13	0.49
47:H8:113:ALA:N	47:H8:114:GLY:HA2	2.27	0.49
1:13:1098:C:C2	1:13:1099:G:C8	3.00	0.49
32:41:33:ARG:O	32:41:162:THR:HG23	2.13	0.49
31:31:101:LEU:HD22	31:31:102:PRO:HD2	1.93	0.49
1:13:1130:A:C2	1:13:1146:A:C4	3.01	0.49
9:82:46:ALA:HB2	9:82:74:ILE:HG23	1.94	0.49
1:1G:1325:C:OP2	21:1B:15:ARG:NH2	2.46	0.49
26:1H:1494:A:O2'	26:1H:1495:A:H5'	2.13	0.49
32:49:125:PHE:HB3	32:49:166:ASP:CB	2.40	0.49

Continued on next page...

Continued from previous page...

Atom-1	Atom-2	Interatomic distance (Å)	Clash overlap (Å)
26:14:2303:G:O2'	26:14:2304:G:H5'	2.12	0.49
24:3K:13:C:N4	24:3K:14:A:H62	2.11	0.49
1:13:1280:A:H3'	1:13:1281:U:H5'	1.94	0.49
30:21:50:GLY:HA2	30:21:76:ARG:O	2.13	0.49
26:1H:960:A:C8	26:1H:962:G:C8	2.99	0.49
1:1G:683:G:C6	1:1G:684:A:C6	3.01	0.49
6:52:15:ASP:O	6:52:19:LEU:HB2	2.13	0.49
1:1G:1279:A:H5''	1:1G:1280:A:OP2	2.13	0.49
4:32:100:ARG:NH1	4:32:136:PRO:O	2.45	0.49
34:61:131:LYS:HB3	34:61:132:PRO:HA	1.94	0.49
45:B5:67:GLY:C	45:B5:69:TYR:H	2.13	0.49
26:1H:243:U:OP2	55:Q8:8:LYS:NZ	2.44	0.49
26:14:1204:A:N1	26:14:1241:A:C2	2.80	0.49
26:14:863:A:H2'	26:14:864:G:H8	1.76	0.49
1:1G:1137:C:H4'	1:1G:1138:G:O5'	2.13	0.49
26:1H:484:C:H2'	26:1H:485:C:C6	2.48	0.49
26:1H:2228:G:OP2	29:11:263:ARG:NH2	2.46	0.49
6:52:99:ALA:HB3	18:9A:29:PHE:HE1	1.76	0.49
1:13:55:A:H2	34:69:82:ARG:HD3	1.77	0.49
26:14:2400:G:H2'	26:14:2401:U:H6	1.77	0.49
53:J5:18:ALA:O	53:J5:21:SER:HB3	2.13	0.49
8:72:38:ILE:HD12	8:72:118:VAL:HG12	1.95	0.49
24:3L:44:U:H2'	24:3L:45:G:O4'	2.13	0.49
1:1G:1422:G:OP1	36:25:48:PRO:HA	2.13	0.49
26:14:2178:C:H4'	28:79:46:LYS:NZ	2.27	0.49
1:13:1429:C:H2'	1:13:1430:C:C6	2.47	0.49
43:D8:43:GLU:HA	43:D8:43:GLU:OE2	2.13	0.49
26:1H:1213:A:H1'	26:1H:1238:G:N3	2.28	0.49
26:1H:2056:G:C2	26:1H:2057:A:C8	3.01	0.49
26:1H:1358:G:N2	26:1H:1372:U:C5	2.81	0.49
49:F5:84:GLY:HA3	49:F5:86:SER:N	2.28	0.49
26:1H:2000:G:C2'	26:1H:2001:A:H5'	2.43	0.49
26:1H:1728:G:C2	26:1H:1730:U:OP2	2.66	0.49
29:19:30:GLU:HB2	29:19:35:LYS:NZ	2.28	0.49
38:45:57:HIS:CE1	38:45:116:GLU:HG2	2.48	0.49
1:1G:683:G:N2	1:1G:707:C:O2	2.43	0.49
26:14:2720:U:N3	26:14:2873:A:H2	2.07	0.49
2:12:164:VAL:HB	2:12:186:ALA:HB2	1.94	0.49
26:14:1805:U:O2	29:19:50:THR:HB	2.13	0.49
2:1E:28:PHE:CE2	2:1E:190:THR:HA	2.48	0.49
1:1G:1232:U:OP1	9:82:124:GLN:HG2	2.13	0.49

Continued on next page...

Continued from previous page...

Atom-1	Atom-2	Interatomic distance (Å)	Clash overlap (Å)
8:7E:49:GLU:O	8:7E:51:VAL:HG13	2.12	0.49
31:31:68:LYS:O	31:31:69:HIS:HB2	2.13	0.49
26:1H:910:A:C4	38:88:13:GLN:NE2	2.81	0.49
1:13:484:G:O2'	1:13:485:G:OP2	2.29	0.49
26:1H:1280:G:N2	26:1H:1291:C:C2	2.81	0.49
32:41:4:ASP:OD1	32:41:9:ARG:NH1	2.46	0.49
38:45:42:ILE:HD13	38:45:97:VAL:HB	1.95	0.49
26:14:9:U:H6	26:14:9:U:OP2	1.95	0.49
28:71:218:MET:N	28:71:218:MET:SD	2.86	0.49
48:I8:23:VAL:HG22	48:I8:38:VAL:HG22	1.94	0.49
5:42:43:LEU:HD22	5:42:136:MET:HG3	1.94	0.49
26:1H:1658:C:H2'	26:1H:1659:U:C6	2.47	0.49
1:1G:762:C:H2'	1:1G:763:G:H8	1.77	0.49
2:12:159:PRO:HB2	2:12:161:ALA:O	2.12	0.49
38:88:35:VAL:HG13	38:88:130:LYS:HB3	1.94	0.49
47:D5:99:TYR:HB3	47:D5:123:ASP:OD1	2.13	0.49
1:13:1176:A:H2'	1:13:1177:G:H1'	1.95	0.49
44:E8:9:TYR:HA	44:E8:100:THR:HG23	1.95	0.49
7:62:38:LEU:O	7:62:42:ILE:HG13	2.12	0.49
1:1G:676:A:H1'	11:2A:115:PRO:HB3	1.95	0.49
26:14:761:A:C8	59:14:3574:HOH:O	2.55	0.48
26:14:901:A:H2'	26:14:901:A:N3	2.28	0.48
1:13:468:A:H3'	1:13:474:G:H8	1.78	0.48
26:14:848:G:C4	26:14:933:A:H8	2.31	0.48
27:16:42:C:O3'	32:41:67:LYS:NZ	2.45	0.48
37:78:63:PRO:HD3	55:Q8:27:THR:HG22	1.95	0.48
1:1G:1055:A:C6	1:1G:1056:U:C6	3.01	0.48
1:13:539:A:H2'	1:13:540:G:C8	2.48	0.48
26:1H:588:U:H2'	26:1H:589:C:C6	2.48	0.48
9:8E:10:ARG:HE	9:8E:105:ASP:CG	2.16	0.48
26:14:819:A:C4	26:14:1189:A:C2	3.00	0.48
27:1J:42:C:O2	32:49:93:THR:N	2.34	0.48
26:1H:1516:U:H2'	26:1H:1517:G:C8	2.48	0.48
34:69:93:THR:N	34:69:96:ASP:HB2	2.27	0.48
36:25:10:VAL:HG12	36:25:19:ILE:HG12	1.94	0.48
12:3A:60:LEU:HD23	12:3A:64:TYR:HB3	1.94	0.48
17:8A:10:VAL:CG2	17:8A:53:LEU:HA	2.43	0.48
27:1J:73:A:C4	27:1J:104:A:C2	3.01	0.48
31:39:155:LEU:HD23	31:39:186:ILE:HD13	1.94	0.48
1:1G:1151:A:HO2'	1:1G:1152:A:C5'	2.26	0.48
26:14:1406:U:H2'	26:14:1407:C:C6	2.48	0.48

Continued on next page...

Continued from previous page...

Atom-1	Atom-2	Interatomic distance (Å)	Clash overlap (Å)
46:G8:35:TYR:CD2	46:G8:69:ALA:HB3	2.48	0.48
26:14:2054:A:H5''	26:14:2055:C:O5'	2.12	0.48
41:75:61:PHE:CE1	41:75:76:PHE:HB2	2.48	0.48
26:14:590:A:H2'	26:14:591:C:C6	2.48	0.48
26:1H:2319:G:N7	40:A8:3:ARG:HG2	2.27	0.48
44:A5:20:VAL:HG21	44:A5:44:ALA:H	1.78	0.48
26:1H:1205:U:H4'	26:1H:1206:G:OP2	2.13	0.48
5:4E:36:ASP:OD2	5:4E:40:ARG:NH1	2.46	0.48
43:D8:45:THR:O	43:D8:47:VAL:HG23	2.12	0.48
13:4I:22:ILE:HB	13:4I:25:ILE:HD12	1.95	0.48
26:1H:2272:U:H5''	26:1H:2273:A:OP1	2.13	0.48
1:13:730:G:C5	1:13:731:G:H1'	2.48	0.48
26:1H:2665:A:H2'	26:1H:2666:C:O5'	2.13	0.48
1:1G:1126:U:H1'	1:1G:1127:G:OP1	2.13	0.48
2:12:223:ILE:HA	2:12:224:GLN:CG	2.41	0.48
23:2L:24:C:C2	23:2L:25:U:C5	3.01	0.48
39:55:2:ARG:HB2	39:55:5:LYS:HB2	1.95	0.48
19:AA:66:MET:HB3	19:AA:69:HIS:ND1	2.28	0.48
37:78:19:VAL:HG13	37:78:31:ALA:HB1	1.95	0.48
26:14:1784:A:H4'	26:14:1785:A:C5'	2.43	0.48
3:22:85:ARG:C	3:22:87:LEU:H	2.16	0.48
1:13:413:G:H22	1:13:428:G:H1'	1.79	0.48
1:13:164:U:H2'	1:13:165:C:C6	2.47	0.48
1:1G:1014:A:P	1:1G:1014:A:H8	2.35	0.48
26:14:1049:C:N4	26:14:2751:G:O6	2.44	0.48
51:H5:5:LYS:HD2	51:H5:34:GLU:HB3	1.95	0.48
26:14:819:A:C2'	26:14:820:A:H5'	2.43	0.48
7:62:36:LYS:O	7:62:40:ALA:N	2.45	0.48
6:5E:97:PHE:HD1	18:9I:31:LEU:HD11	1.78	0.48
9:8E:86:VAL:HG11	9:8E:93:ARG:HG3	1.94	0.48
26:14:481:G:OP2	46:C5:47:LYS:HB2	2.13	0.48
26:14:2898:U:H2'	26:14:2899:G:H5''	1.96	0.48
29:11:126:GLN:HG2	29:11:127:VAL:N	2.28	0.48
26:1H:2470:G:H5'	38:88:56:ARG:HH12	1.78	0.48
40:A8:42:ASP:O	40:A8:43:GLU:CB	2.60	0.48
26:14:745:G:H5''	26:14:746:A:OP2	2.13	0.48
1:13:60:A:H4'	1:13:61:G:H5'	1.95	0.48
7:62:141:VAL:O	7:62:143:ARG:HG3	2.13	0.48
20:BI:45:GLN:HB2	20:BI:91:LEU:HD13	1.95	0.48
26:14:2226:C:OP2	59:14:3640:HOH:O	2.20	0.48
1:1G:198:G:H2'	1:1G:199:G:H8	1.79	0.48

Continued on next page...

Continued from previous page...

Atom-1	Atom-2	Interatomic distance (Å)	Clash overlap (Å)
9:8E:50:LEU:HD12	9:8E:51:ARG:N	2.27	0.48
26:1H:2033:A:H4'	26:1H:2034:U:OP1	2.13	0.48
26:14:315:G:H2'	26:14:316:C:C6	2.47	0.48
40:A8:89:ARG:HG3	40:A8:92:TYR:O	2.12	0.48
46:C5:23:ARG:NH1	46:C5:23:ARG:HB2	2.28	0.48
44:A5:96:ILE:O	44:A5:96:ILE:HG13	2.12	0.48
2:12:49:GLU:O	2:12:52:GLU:HG3	2.13	0.48
22:1K:72:C:H2'	22:1K:73:A:H5''	1.95	0.48
12:3A:6:THR:HG23	12:3A:9:GLN:OE1	2.13	0.48
29:11:39:LYS:HD2	29:11:39:LYS:HA	1.53	0.48
26:14:1358:G:N1	59:14:3513:HOH:O	2.34	0.48
1:1G:974:A:OP2	14:5A:41:ARG:NH1	2.47	0.48
1:1G:1177:G:OP2	1:1G:1177:G:H8	1.96	0.48
26:14:1034:G:H2'	26:14:1035:U:O4'	2.13	0.48
24:3L:76:A:C8	26:14:2394:C:N4	2.75	0.48
26:1H:511:U:C5	26:1H:512:G:C5	3.01	0.48
1:13:192:U:O4'	20:BI:103:GLY:HA2	2.13	0.48
26:1H:2129:C:H5''	28:71:6:ARG:CZ	2.43	0.48
15:6I:70:LEU:HD11	15:6I:77:ARG:HG2	1.95	0.48
26:14:1570:A:H2'	26:14:1571:A:C8	2.48	0.48
34:61:42:SER:O	34:61:45:LYS:N	2.45	0.48
26:14:276:A:H2'	26:14:277:C:C5	2.48	0.48
2:12:130:ARG:HE	2:12:135:GLN:HG2	1.78	0.48
2:12:178:ARG:HD2	2:12:196:LEU:O	2.14	0.48
38:88:21:THR:HB	38:88:99:PRO:O	2.14	0.48
1:1G:1133:G:N2	1:1G:1141:C:O2	2.46	0.48
26:14:2404:C:OP2	59:14:3636:HOH:O	2.20	0.48
17:8A:21:VAL:HG21	17:8A:59:ILE:HD11	1.95	0.48
1:13:954:G:H2'	1:13:955:U:C6	2.48	0.48
1:13:1164:G:C6	1:13:1165:C:C4	3.01	0.48
48:E5:50:ASN:O	48:E5:62:LEU:HB2	2.12	0.48
26:14:1204:A:N1	26:14:1241:A:H2	2.10	0.48
49:J8:83:GLU:HG3	49:J8:85:LEU:HB2	1.94	0.48
30:21:46:ALA:HB1	30:21:80:GLU:HB3	1.94	0.48
32:41:7:LEU:HD11	32:41:176:LEU:HD22	1.95	0.48
23:2L:56:PSU:N3	23:2L:59:A:OP2	2.37	0.48
1:13:1177:G:O6	1:13:1181:G:N7	2.46	0.48
26:14:921:G:C6	26:14:922:U:C4	3.02	0.48
26:14:2461:C:H2'	26:14:2462:U:C6	2.49	0.48
1:13:1057:G:H4'	3:2E:197:GLY:H	1.78	0.48
26:1H:1566:A:O2'	26:1H:1567:A:H5'	2.13	0.48

Continued on next page...

Continued from previous page...

Atom-1	Atom-2	Interatomic distance (Å)	Clash overlap (Å)
3:2E:43:LEU:HB3	3:2E:47:LEU:HD22	1.96	0.48
22:1L:18:G:OP1	22:1L:60:U:N3	2.41	0.48
3:22:91:LEU:HD21	3:22:101:LEU:HD21	1.94	0.48
26:1H:2235:G:H2'	26:1H:2236:C:C6	2.48	0.48
26:1H:2533:A:H2'	26:1H:2534:A:O4'	2.12	0.48
26:1H:1581:G:H2'	26:1H:1582:C:O4'	2.13	0.48
1:13:1317:C:OP2	14:5I:17:LYS:HE2	2.13	0.48
33:51:118:PRO:HD2	33:51:121:ILE:HB	1.96	0.48
26:14:271(B):G:N7	26:14:421:U:H2'	2.27	0.48
31:39:160:ASN:HB3	31:39:163:VAL:HB	1.95	0.48
26:1H:730:C:OP2	59:1H:3770:HOH:O	2.20	0.48
31:39:3:GLU:N	31:39:3:GLU:OE1	2.46	0.48
1:13:474:G:H5''	16:7I:81:ARG:HE	1.79	0.48
26:1H:1512:G:H2'	26:1H:1513:C:C6	2.48	0.48
8:7E:41:ARG:NH1	8:7E:123:GLU:OE1	2.47	0.48
32:41:35:GLU:OE1	32:41:35:GLU:HA	2.14	0.48
5:42:143:ARG:HA	5:42:143:ARG:HD3	1.59	0.48
26:1H:2138:C:C2	26:1H:2154:G:N2	2.82	0.48
24:3L:13:C:H2'	24:3L:14:A:H8	1.78	0.48
19:AA:48:THR:HG22	19:AA:61:TYR:HA	1.94	0.48
2:1E:206:ASP:O	2:1E:210:SER:OG	2.29	0.48
26:1H:1084:A:O2'	26:1H:1085:A:OP1	2.29	0.48
26:1H:1784:A:H5''	59:1H:4403:HOH:O	2.13	0.48
26:14:527:C:OP2	26:14:2779:U:H5	1.97	0.48
1:1G:1076:C:H42	1:1G:1081:G:H1	1.61	0.48
28:71:212:VAL:HG21	28:71:226:PRO:HG3	1.95	0.48
26:1H:7:G:H2'	26:1H:8:A:O4'	2.12	0.48
26:14:185:U:H4'	26:14:218:A:H4'	1.96	0.48
50:K8:24:LEU:O	50:K8:28:LYS:HG3	2.13	0.48
1:13:727:G:N2	1:13:730:G:OP2	2.43	0.48
30:29:147:PRO:HB2	30:29:149:ARG:HD3	1.95	0.48
1:13:1409:C:H2'	1:13:1410:G:H8	1.79	0.48
26:14:2337:G:H2'	26:14:2337:G:N3	2.29	0.48
27:1J:33:G:C2	27:1J:50:G:C2	3.02	0.48
41:B8:42:ILE:HD12	41:B8:42:ILE:H	1.78	0.48
27:1J:99:A:H3'	59:1J:303:HOH:O	2.12	0.48
17:8I:56:VAL:HB	17:8I:78:GLU:HB2	1.96	0.48
44:E8:57:ASN:O	44:E8:62:HIS:HD2	1.95	0.48
26:14:26:G:OP1	44:A5:80:PRO:HB3	2.13	0.48
26:1H:1065:U:H1'	26:1H:1074:G:N2	2.28	0.48
29:11:37:LEU:HD12	29:11:37:LEU:N	2.07	0.48

Continued on next page...

Continued from previous page...

Atom-1	Atom-2	Interatomic distance (Å)	Clash overlap (Å)
38:45:32:TYR:HA	38:45:133:ARG:O	2.13	0.48
52:M8:39:CYS:HB3	52:M8:41:PRO:CD	2.43	0.48
1:1G:498:A:H4'	1:1G:500:G:OP1	2.13	0.48
27:16:43:C:P	32:41:67:LYS:HZ2	2.36	0.48
49:F5:86:SER:HA	49:F5:89:GLU:OE2	2.13	0.48
26:14:947:G:O6	59:14:3634:HOH:O	2.20	0.48
26:14:2143:C:H42	26:14:2148:G:H1	1.61	0.48
13:4I:39:ILE:HG12	13:4I:52:GLU:OE2	2.12	0.48
1:13:377:G:H5'	16:7I:5:ARG:NH1	2.29	0.48
1:13:1346:A:H5"	9:8E:120:ARG:HH12	1.78	0.48
40:65:87:PHE:CZ	40:65:102:ALA:HB2	2.48	0.48
1:13:428:G:C5	1:13:430:A:C6	3.01	0.48
40:A8:29:PHE:CD1	40:A8:30:ARG:N	2.80	0.48
26:14:39:C:O2	31:39:46:ARG:NH2	2.46	0.48
40:65:43:GLU:HB2	48:E5:49:LYS:HZ1	1.76	0.48
2:1E:80:ILE:HG21	2:1E:212:GLN:HA	1.95	0.48
26:14:2432:A:H2	49:F5:35:THR:HG22	1.78	0.48
26:1H:2376:A:H2'	26:1H:2377:A:O4'	2.14	0.48
26:14:288:C:H2'	26:14:289:A:C8	2.48	0.48
35:58:38:HIS:NE2	35:58:50:ASP:OD2	2.46	0.48
32:49:114:ILE:HD11	32:49:140:ILE:HD13	1.95	0.48
26:14:853:G:O2'	26:14:854:G:H5'	2.12	0.48
6:5E:61:LEU:HD23	6:5E:63:TYR:HE1	1.78	0.48
23:2L:10:G:N2	23:2L:27:G:H1'	2.28	0.48
1:13:476:G:N2	1:13:477:G:H1'	2.29	0.48
26:14:1057:A:H2'	26:14:1058:U:O4'	2.13	0.48
1:13:636:U:H2'	1:13:637:G:C8	2.47	0.48
26:1H:995:C:OP2	42:C8:54:LYS:NZ	2.46	0.48
15:6I:18:PHE:CE1	15:6I:21:ASP:HB2	2.48	0.48
26:14:1388:G:O2'	26:14:1389:G:H5'	2.13	0.48
26:1H:1093:G:H1'	26:1H:1099:G:N2	2.28	0.48
26:1H:403:U:H3'	59:1H:4635:HOH:O	2.13	0.48
26:1H:2432:A:C4	49:J8:33:LYS:HG2	2.48	0.48
1:1G:509:A:C8	1:1G:509:A:H3'	2.48	0.48
23:2K:2:G:N3	23:2K:2:G:H2'	2.28	0.48
1:13:1455:G:H8	1:13:1455:G:O5'	1.96	0.48
29:19:218:ARG:HB3	29:19:219:PRO:HD2	1.95	0.48
26:1H:2503:A:OP2	26:1H:2503:A:H3'	2.13	0.48
29:11:31:LYS:O	29:11:33:LEU:N	2.47	0.48
26:1H:574:C:P	59:1H:3621:HOH:O	2.64	0.48
1:13:1053:G:N7	1:13:1199:U:H3'	2.28	0.48

Continued on next page...

Continued from previous page...

Atom-1	Atom-2	Interatomic distance (Å)	Clash overlap (Å)
1:1G:1179:A:H4'	9:82:103:THR:HA	1.94	0.48
26:1H:324:A:H2'	26:1H:325:G:H5'	1.94	0.48
26:1H:2176:A:H1'	28:71:215:THR:HG21	1.94	0.48
1:13:1125:U:C6	10:1I:38:ILE:HD12	2.49	0.48
1:13:1277:C:O2'	1:13:1279:A:H8	1.96	0.48
39:55:101:ALA:HA	53:J5:44:THR:HG21	1.96	0.48
1:1G:980:C:H3'	1:1G:981:U:H6	1.78	0.48
2:1E:168:THR:OG1	2:1E:192:SER:HB2	2.14	0.48
19:AI:51:VAL:HG12	19:AI:52:TYR:H	1.78	0.48
29:19:71:ASP:OD1	29:19:71:ASP:N	2.45	0.48
30:21:38:THR:HG23	30:21:40:GLU:H	1.78	0.48
34:61:57:ARG:O	34:61:61:ARG:HG2	2.13	0.48
2:1E:100:GLY:N	2:1E:176:GLU:OE2	2.46	0.48
26:14:273(C):C:N4	26:14:363(C):G:H1	2.12	0.48
26:14:860:U:C2	26:14:2268:A:C8	3.02	0.48
41:B8:94:ALA:HB1	41:B8:99:LEU:HD21	1.95	0.48
41:75:124:ASP:O	41:75:128:GLU:HB2	2.13	0.48
1:1G:1423:G:H2'	1:1G:1424:C:H6	1.78	0.48
42:C8:75:ASN:HB3	42:C8:77:SER:H	1.79	0.48
42:C8:75:ASN:HB3	42:C8:77:SER:N	2.29	0.48
47:H8:68:PRO:O	47:H8:91:LEU:HD22	2.14	0.48
8:7E:114:THR:HG22	8:7E:131:GLY:HA3	1.96	0.48
1:1G:746:A:H2'	1:1G:747:C:C6	2.49	0.48
26:1H:2031:A:C6	26:1H:2498:C:H1'	2.48	0.48
26:14:1670:C:O2	30:29:129:HIS:NE2	2.42	0.48
1:13:580:U:OP1	15:6I:54:ARG:NH2	2.47	0.48
1:13:329:A:C4	1:13:332:G:C5	3.02	0.48
4:32:88:VAL:HG13	5:42:97:GLY:HA2	1.96	0.48
26:14:152:G:H1	26:14:174:C:H42	1.59	0.48
37:35:120:ALA:O	37:35:121:LYS:HD2	2.13	0.48
28:71:49:ILE:HG22	28:71:204:ALA:HB1	1.95	0.48
1:13:648:A:N6	1:13:649:G:O6	2.46	0.48
32:41:80:PHE:O	32:41:82:LEU:HB2	2.13	0.48
14:5A:24:CYS:HB2	14:5A:33:VAL:HG12	1.95	0.48
26:1H:865:C:H1'	59:1H:4072:HOH:O	2.13	0.48
26:14:2883:A:H5'	26:14:2884:U:H5'	1.96	0.48
26:14:2320:A:N6	26:14:2333:A:H2'	2.29	0.48
1:1G:501:C:H2'	1:1G:502:G:C8	2.47	0.48
26:1H:2303:G:O2'	32:41:132:ASN:HB2	2.14	0.48
13:4I:44:ARG:O	13:4I:47:ASP:N	2.46	0.48
1:1G:1008:C:H42	1:1G:1021:G:H22	1.62	0.48

Continued on next page...

Continued from previous page...

Atom-1	Atom-2	Interatomic distance (Å)	Clash overlap (Å)
50:K8:58:ALA:O	50:K8:62:THR:HG22	2.14	0.48
46:C5:89:PHE:O	46:C5:90:LEU:HB3	2.14	0.48
7:62:22:LEU:HD22	7:62:63:LYS:HE3	1.96	0.48
5:42:93:PRO:HG2	8:72:105:ARG:HE	1.78	0.48
26:14:84:A:H5'	46:C5:8:LYS:HG2	1.94	0.48
26:14:2311:A:H62	32:49:44:GLY:HA3	1.78	0.48
26:1H:459:U:H2'	26:1H:460:A:C8	2.48	0.48
26:1H:459:U:H2'	26:1H:460:A:H8	1.79	0.48
15:6I:24:SER:HB3	15:6I:27:VAL:HG23	1.94	0.48
23:2L:60:A:H2'	23:2L:61:U:H5'	1.95	0.48
20:BA:67:ALA:O	20:BA:73:HIS:CE1	2.67	0.48
13:4I:98:VAL:HG23	13:4I:99:ARG:HG2	1.95	0.48
26:1H:2239:G:H5'	29:11:251:GLY:HA3	1.95	0.48
26:1H:2517:C:C2	26:1H:2542:A:N6	2.81	0.48
7:62:72:ARG:HE	7:62:138:LYS:HE3	1.79	0.48
26:1H:690:G:H2'	26:1H:691:C:C6	2.49	0.48
26:1H:447:A:N1	26:1H:454:A:O2'	2.33	0.48
26:1H:1376:C:H2'	26:1H:1377:G:O4'	2.14	0.48
26:14:670:A:H4'	26:14:671:C:O5'	2.14	0.48
26:14:579:G:H2'	26:14:580:C:C6	2.49	0.48
26:1H:1742:C:H2'	26:1H:1743:G:O4'	2.13	0.48
2:1E:136:VAL:O	2:1E:140:HIS:N	2.37	0.48
41:75:123:GLN:HA	41:75:126:ALA:HB3	1.96	0.48
46:C5:85:VAL:HG21	46:C5:98:VAL:HG23	1.95	0.48
38:88:17:LEU:HA	38:88:17:LEU:HD23	1.55	0.48
29:19:176:ARG:HH11	29:19:176:ARG:HG2	1.78	0.48
31:31:181:LEU:O	31:31:205:ARG:NH2	2.43	0.48
1:13:917:G:H2'	1:13:918:A:C8	2.48	0.48
29:11:64:ILE:HD12	29:11:65:ILE:N	2.28	0.48
26:14:251:A:C5	26:14:252:G:H1'	2.48	0.48
26:1H:1480:G:C6	26:1H:1482:U:N3	2.81	0.48
26:14:990:A:C8	26:14:990:A:H5'	2.34	0.48
1:1G:428:G:C5	1:1G:430:A:C6	3.01	0.48
27:16:6:C:O3'	40:A8:29:PHE:HE2	1.97	0.48
1:1G:843:U:H3'	1:1G:848:C:O4'	2.14	0.48
13:4A:92:HIS:NE2	13:4A:98:VAL:HG11	2.28	0.48
29:19:93:ALA:HB3	29:19:105:ILE:HG22	1.95	0.48
26:1H:821:A:O2'	26:1H:946:G:OP2	2.31	0.48
9:8E:10:ARG:NE	9:8E:105:ASP:OD2	2.47	0.48
26:1H:189:G:OP2	49:J8:39:LYS:HE3	2.14	0.48
26:14:1322:A:O3'	44:A5:84:ARG:NH1	2.46	0.48

Continued on next page...

Continued from previous page...

Atom-1	Atom-2	Interatomic distance (Å)	Clash overlap (Å)
26:14:2387:U:O2'	48:E5:41:ARG:NH1	2.47	0.48
30:29:119:ARG:HD2	30:29:120:TRP:CE2	2.48	0.48
38:45:18:LYS:H	38:45:98:LYS:NZ	2.12	0.48
26:14:2615:U:C2	53:J5:7:PRO:HA	2.48	0.48
1:13:872:A:C5	1:13:874:G:C8	3.02	0.48
26:1H:634:C:H2'	26:1H:635:C:C6	2.47	0.48
29:19:11:PRO:O	29:19:12:SER:OG	2.25	0.48
26:14:270(Q):C:H5''	34:69:45:LYS:HE3	1.95	0.48
26:1H:1255:U:O2	59:1H:3767:HOH:O	2.19	0.48
26:1H:1994:C:O2'	26:1H:1995:U:H5'	2.14	0.48
8:72:36:LEU:HA	8:72:39:LEU:HB2	1.95	0.48
1:13:1307:U:OP1	13:4I:101:GLN:NE2	2.46	0.48
1:13:692:U:O2'	1:13:694:A:N7	2.36	0.48
26:14:1334:G:OP2	59:14:3641:HOH:O	2.20	0.48
22:1L:39:PSU:H2'	22:1L:40:C:H6	1.78	0.48
7:6E:6:ARG:O	7:6E:6:ARG:HG3	2.14	0.48
1:13:1324:A:O4'	1:13:1362:C:H4'	2.14	0.48
1:1G:162:A:H5''	1:1G:163:C:OP2	2.14	0.48
1:13:13:U:OP1	59:13:1835:HOH:O	2.20	0.48
26:1H:1271:G:N2	26:1H:1617:C:O4'	2.47	0.48
26:1H:270(S):G:H5''	49:J8:94:LEU:HD13	1.94	0.48
26:1H:576:U:O2	26:1H:576:U:O5'	2.32	0.48
26:1H:1570:A:H2'	26:1H:1571:A:C8	2.49	0.48
9:82:102:LEU:O	9:82:103:THR:OG1	2.27	0.48
1:1G:1298:C:O2'	1:1G:1299:A:P	2.72	0.48
14:5A:3:ARG:O	14:5A:6:LEU:HD12	2.14	0.48
1:13:452:A:H2'	1:13:453:A:C8	2.49	0.48
19:AA:63:THR:OG1	19:AA:65:ASN:O	2.31	0.48
35:58:94:HIS:C	35:58:95:PRO:O	2.50	0.48
26:1H:1006:C:H1'	35:58:106:MET:HE3	1.96	0.48
26:1H:363:G:O2'	26:1H:363(A):A:H5'	2.13	0.48
26:1H:962:G:H2'	26:1H:963:U:C6	2.48	0.48
39:98:44:LEU:O	39:98:47:PHE:N	2.47	0.48
42:C8:79:PHE:O	42:C8:79:PHE:HD1	1.97	0.48
46:G8:27:VAL:HG21	46:G8:30:VAL:HG23	1.95	0.48
26:1H:2849:U:H1'	26:1H:2866:U:O2	2.13	0.48
1:1G:1277:C:O2'	1:1G:1279:A:H1'	2.14	0.48
2:1E:8:LYS:NZ	2:1E:8:LYS:H	2.12	0.48
6:5E:67:MET:HB2	6:5E:68:PRO:HD2	1.96	0.48
26:1H:2562:U:H1'	36:68:23:ARG:HH11	1.79	0.48
46:G8:89:PHE:HD1	46:G8:90:LEU:N	2.12	0.48

Continued on next page...

Continued from previous page...

Atom-1	Atom-2	Interatomic distance (Å)	Clash overlap (Å)
26:1H:197:A:N6	26:1H:2430:A:H2'	2.29	0.48
39:98:24:GLN:OE1	39:98:36:THR:HG21	2.13	0.48
36:68:93:PRO:HG3	36:68:114:ILE:HG12	1.96	0.48
26:1H:1400:G:H2'	26:1H:1401:G:C8	2.49	0.48
26:1H:172:C:H2'	26:1H:173:G:C8	2.49	0.48
2:12:77:ALA:O	2:12:81:VAL:HG23	2.14	0.48
4:32:190:ASP:OD1	4:32:192:GLU:HG2	2.14	0.48
11:2A:27:ASN:OD1	11:2A:28:THR:N	2.44	0.48
4:32:128:VAL:HG12	4:32:129:ASN:ND2	2.29	0.48
26:14:1507:A:C2	26:14:1508:A:H1'	2.49	0.48
39:55:21:TYR:OH	39:55:43:GLU:HG2	2.14	0.48
5:4E:67:VAL:O	5:4E:69:VAL:HG23	2.14	0.48
26:1H:234:C:H2'	26:1H:235:U:H6	1.79	0.48
26:14:97:C:H5''	50:G5:2:LYS:HA	1.94	0.48
26:14:1449(A):G:H2'	26:14:1450:C:H6	1.79	0.48
26:1H:2364:C:H2'	26:1H:2365:G:O4'	2.13	0.48
32:41:13:GLU:O	32:41:14:GLU:HB3	2.14	0.48
52:M8:37:SER:HB3	52:M8:42:PHE:CE1	2.49	0.48
26:1H:761:A:OP2	59:1H:3760:HOH:O	2.19	0.48
37:78:50:ARG:NH2	37:78:50:ARG:HG3	2.29	0.48
4:32:32:ALA:H	4:32:35:ARG:CD	2.27	0.48
30:21:60:ASN:ND2	30:21:63:LEU:H	2.12	0.48
49:F5:86:SER:HA	49:F5:89:GLU:CD	2.34	0.48
19:AA:69:HIS:HB3	19:AA:73:GLU:OE1	2.13	0.48
41:B8:1:MET:HA	41:B8:2:ASN:OD1	2.14	0.48
19:AI:36:ARG:HD2	19:AI:52:TYR:O	2.14	0.48
26:14:2541:A:H5''	26:14:2542:A:OP2	2.13	0.48
26:14:692:C:H4'	29:19:40:THR:OG1	2.14	0.48
26:14:1666:G:OP1	36:25:66:LYS:HD3	2.14	0.48
28:71:45:ALA:HA	28:71:211:SER:O	2.14	0.48
26:1H:32:C:O2'	26:1H:33:U:H5'	2.14	0.48
1:1G:1512:U:H2'	1:1G:1513:A:H8	1.79	0.48
47:D5:29:TYR:HE1	47:D5:87:ASP:HB3	1.79	0.48
38:45:35:VAL:HG12	38:45:36:ALA:N	2.29	0.48
13:4A:67:GLU:HG3	13:4A:68:GLY:H	1.78	0.48
1:1G:162:A:H8	1:1G:162:A:O5'	1.97	0.48
46:C5:3:VAL:HG11	46:C5:32:PRO:O	2.14	0.48
1:13:567:G:H2'	1:13:568:G:O4'	2.14	0.48
22:1L:69:A:H1'	22:1L:70:C:O5'	2.13	0.48
29:19:137:PRO:O	29:19:140:THR:OG1	2.29	0.48
12:3I:117:ARG:HB3	12:3I:122:THR:HB	1.96	0.48

Continued on next page...

Continued from previous page...

Atom-1	Atom-2	Interatomic distance (Å)	Clash overlap (Å)
26:1H:1181:C:O2'	26:1H:1182:A:H5'	2.13	0.48
26:1H:729:G:C6	29:11:208:LYS:HB2	2.49	0.48
16:7A:45:THR:O	16:7A:48:TRP:HD1	1.96	0.48
33:51:113:VAL:HG11	33:51:151:ILE:HD13	1.96	0.48
1:1G:909:A:H2'	1:1G:910:C:O4'	2.12	0.48
11:2I:46:GLY:HA2	11:2I:50:TYR:O	2.13	0.48
1:1G:977:A:N3	1:1G:977:A:H3'	2.29	0.48
33:51:126:PRO:O	33:51:127:GLU:HB3	2.13	0.48
26:14:442:G:C6	26:14:444:C:N4	2.82	0.48
1:1G:619:U:N3	4:32:134:ASP:OD1	2.44	0.48
26:1H:516:C:OP1	53:N8:13:LYS:NZ	2.41	0.48
26:14:720:C:H2'	26:14:721:C:C6	2.49	0.48
39:98:103:ARG:NH1	39:98:108:GLY:O	2.47	0.48
26:14:731:C:P	59:14:3501:HOH:O	2.71	0.47
38:45:138:ASP:H	38:45:139:GLU:HA	1.70	0.47
26:1H:527:C:H4'	26:1H:528:A:H5'	1.95	0.47
1:13:1305:G:H21	1:13:1331:G:H2'	1.78	0.47
26:14:1142(A):A:N7	26:14:1144:G:C5	2.82	0.47
26:1H:2394:C:H2'	26:1H:2395:C:H6	1.79	0.47
1:1G:192:U:H2'	1:1G:193:C:C6	2.36	0.47
1:13:1314:C:N4	19:AI:2:PRO:O	2.45	0.47
26:1H:2135:A:H5'	26:1H:2160:G:H1'	1.96	0.47
16:7I:5:ARG:HE	16:7I:22:THR:HG21	1.79	0.47
24:3K:4:U:H2'	24:3K:5:C:C2	2.48	0.47
26:1H:631:A:N3	26:1H:2415:G:O2'	2.43	0.47
16:7I:12:LYS:O	16:7I:13:HIS:HB2	2.12	0.47
1:13:163:C:H2'	1:13:164:U:C6	2.49	0.47
26:14:270(K):C:H2'	26:14:270(L):U:H2'	1.95	0.47
36:25:63:VAL:HG11	36:25:85:VAL:HG23	1.94	0.47
26:1H:583:G:OP2	42:C8:10:ARG:HD2	2.13	0.47
26:1H:1542:G:H2'	26:1H:1543:A:H2	1.79	0.47
30:21:147:PRO:HB2	30:21:149:ARG:HG2	1.95	0.47
1:13:1034:G:H2'	1:13:1034:G:N3	2.29	0.47
26:14:273(D):C:H42	26:14:363(B):G:H1	1.60	0.47
1:13:1014:A:H4'	19:AI:14:HIS:CD2	2.49	0.47
26:14:1485:G:H2'	26:14:1486:A:C8	2.49	0.47
43:95:21:ARG:HH21	43:95:21:ARG:HG3	1.78	0.47
1:13:667:G:H4'	15:6I:51:HIS:CE1	2.49	0.47
28:71:217:THR:HB	28:71:218:MET:SD	2.53	0.47
1:13:1410:G:H2'	1:13:1411:C:C6	2.48	0.47
17:8A:86:GLU:O	17:8A:90:ILE:HB	2.13	0.47

Continued on next page...

Continued from previous page...

Atom-1	Atom-2	Interatomic distance (Å)	Clash overlap (Å)
12:3A:109:GLY:HA3	12:3A:121:GLY:O	2.14	0.47
1:13:1213:A:C8	1:13:1215:G:C6	3.03	0.47
26:1H:552:G:H2'	26:1H:553:U:O4'	2.14	0.47
8:7E:129:VAL:HG23	8:7E:130:GLY:H	1.79	0.47
26:14:1775:U:OP1	59:14:3638:HOH:O	2.20	0.47
26:14:1165:U:H2'	26:14:1166:C:C6	2.48	0.47
5:4E:41:VAL:HG22	5:4E:113:ALA:CB	2.44	0.47
27:16:61:G:C6	27:16:62:C:C4	3.02	0.47
30:21:26:ILE:HD11	30:21:198:VAL:HG21	1.96	0.47
33:51:74:ASN:HA	33:51:77:LYS:HD3	1.96	0.47
26:14:1247:A:C2	26:14:1249:U:C6	3.03	0.47
1:13:717:C:H5''	1:13:717:C:H6	1.79	0.47
30:21:181:LEU:HD12	30:21:181:LEU:HA	1.61	0.47
29:11:105:ILE:HA	29:11:105:ILE:HD12	1.44	0.47
52:M8:42:PHE:CD1	52:M8:42:PHE:C	2.87	0.47
1:1G:1127:G:O2'	1:1G:1128:C:H5'	2.14	0.47
47:D5:48:PHE:O	47:D5:52:SER:HB3	2.14	0.47
43:95:72:VAL:HG13	43:95:72:VAL:O	2.14	0.47
26:14:89:G:H3'	26:14:90:U:C5'	2.41	0.47
4:32:150:GLU:C	4:32:152:SER:H	2.16	0.47
26:1H:1727:U:H2'	26:1H:1728:G:O4'	2.14	0.47
17:8A:67:LYS:HA	17:8A:70:ARG:HH12	1.79	0.47
38:88:58:PHE:O	38:88:60:ARG:N	2.47	0.47
1:13:737:A:H2'	1:13:738:C:H6	1.74	0.47
37:78:59:LEU:HB2	55:Q8:58:ILE:CD1	2.43	0.47
26:1H:2148:G:O5'	26:1H:2148:G:H8	1.97	0.47
40:A8:103:GLU:HA	40:A8:106:ARG:HD3	1.97	0.47
26:14:286:C:H2'	26:14:287:C:C6	2.50	0.47
26:14:1161:C:H1'	43:95:8:GLY:O	2.14	0.47
45:F8:29:TRP:CZ3	45:F8:78:LYS:HG2	2.48	0.47
26:14:2306:C:H2'	26:14:2307:G:H21	1.79	0.47
26:14:2327:A:H2'	26:14:2328:A:C8	2.49	0.47
8:72:17:THR:HB	8:72:18:ARG:NH1	2.29	0.47
26:14:2118:U:O2'	26:14:2145:C:O2	2.32	0.47
13:4A:30:ALA:O	13:4A:34:LEU:HG	2.14	0.47
1:13:1095:U:OP2	59:13:1827:HOH:O	2.20	0.47
44:A5:50:VAL:HG22	44:A5:105:VAL:HG23	1.96	0.47
8:72:86:ILE:HG21	8:72:133:LEU:HD22	1.96	0.47
1:1G:1422:G:H5''	36:25:48:PRO:HB3	1.95	0.47
27:16:94:C:H2'	27:16:95:U:C6	2.49	0.47
4:3E:108:LEU:HB3	4:3E:110:PHE:HE1	1.79	0.47

Continued on next page...

Continued from previous page...

Atom-1	Atom-2	Interatomic distance (Å)	Clash overlap (Å)
3:22:62:ASP:HA	3:22:97:LYS:HE2	1.96	0.47
26:14:2441:C:O2'	26:14:2442:C:H5'	2.14	0.47
2:12:168:THR:HA	2:12:171:ALA:HB2	1.95	0.47
9:8E:92:TYR:O	9:8E:96:LEU:HB2	2.14	0.47
26:1H:1301:A:H2	26:1H:1626:G:H21	1.61	0.47
1:1G:967:C:H2'	1:1G:968:A:N7	2.30	0.47
1:13:434:U:H2'	1:13:435:C:C6	2.49	0.47
26:14:1520:U:OP2	59:14:3642:HOH:O	2.20	0.47
43:95:70:ILE:O	43:95:70:ILE:HG22	2.14	0.47
36:68:22:ILE:HG21	36:68:22:ILE:HD13	1.48	0.47
11:2I:48:ILE:HA	11:2I:48:ILE:HD12	1.67	0.47
6:52:81:ILE:HD11	29:19:125:ILE:HG12	1.96	0.47
4:32:170:VAL:HG21	4:32:176:LEU:HD23	1.97	0.47
26:1H:1968:G:H5'	59:1H:4257:HOH:O	2.13	0.47
4:3E:161:ASN:O	4:3E:165:MET:HB2	2.14	0.47
26:1H:803:U:C4	26:1H:804:A:N7	2.82	0.47
26:14:307:G:H21	26:14:330:A:H62	1.61	0.47
26:1H:1479:G:O2'	26:1H:1558:A:H5'	2.13	0.47
30:21:59:VAL:HG13	30:21:60:ASN:N	2.29	0.47
26:14:620:G:H5'	26:14:620:G:N3	2.30	0.47
30:29:54:GLN:CG	30:29:55:ASN:N	2.78	0.47
45:F8:31:HIS:CE1	45:F8:33:LYS:HB2	2.49	0.47
26:1H:2130:U:H2'	26:1H:2131:G:N7	2.29	0.47
1:13:160:A:N6	1:13:343:U:O2'	2.46	0.47
1:13:1060:C:P	14:5I:45:ARG:HH22	2.36	0.47
26:1H:270(E):G:C6	26:1H:270(F):U:C4	3.03	0.47
26:1H:1799:G:H5'	26:1H:1819:A:H61	1.79	0.47
26:1H:135:G:N7	59:1H:3893:HOH:O	2.35	0.47
26:1H:2830:G:C8	26:1H:2830:G:H5''	2.48	0.47
3:22:56:ASP:O	3:22:57:ILE:HG13	2.14	0.47
1:13:558:G:H5''	1:13:559:A:OP2	2.14	0.47
26:1H:2291:U:H2'	26:1H:2292:C:C6	2.48	0.47
1:1G:684:A:N6	59:1G:1872:HOH:O	2.46	0.47
1:1G:1306:A:C6	1:1G:1307:U:C2	3.02	0.47
1:1G:652:U:H1'	1:1G:653:A:H2	1.79	0.47
26:14:1007:C:OP1	35:15:37:LYS:NZ	2.43	0.47
44:E8:64:MET:O	44:E8:65:LEU:HB2	2.14	0.47
26:14:30:G:OP2	42:85:5:LYS:HE2	2.15	0.47
30:29:58:ARG:HD2	30:29:58:ARG:H	1.79	0.47
29:19:79:VAL:HG12	29:19:113:VAL:HA	1.97	0.47
26:1H:910:A:C5	38:88:13:GLN:HG3	2.50	0.47

Continued on next page...

Continued from previous page...

Atom-1	Atom-2	Interatomic distance (Å)	Clash overlap (Å)
26:14:869:G:N2	26:14:870:A:H1'	2.28	0.47
26:1H:1869:G:H5'	26:1H:1870:C:OP2	2.15	0.47
27:16:60:C:C2	27:16:61:G:C8	3.02	0.47
26:1H:524:U:H2'	26:1H:525:U:C6	2.50	0.47
45:B5:3:THR:O	45:B5:6:ASP:HB2	2.15	0.47
22:1K:53:G:H1	22:1K:61:C:H42	1.61	0.47
1:1G:26:A:N6	1:1G:558:G:O2'	2.45	0.47
1:1G:922:G:C2	1:1G:923:A:C4	3.02	0.47
1:1G:1227:A:O3'	13:4A:115:LYS:HD2	2.15	0.47
1:1G:300:A:H1'	1:1G:565:U:O2	2.14	0.47
4:3E:9:CYS:O	4:3E:13:ARG:HG3	2.15	0.47
47:H8:103:ARG:HD3	47:H8:136:PHE:CD2	2.49	0.47
48:E5:72:ARG:HB3	48:E5:75:LEU:HB2	1.97	0.47
26:14:2740:A:C6	26:14:2764:A:C8	3.02	0.47
26:1H:2072:G:H2'	26:1H:2073:C:O4'	2.14	0.47
1:13:103:C:OP2	20:BI:14:LYS:HD2	2.13	0.47
26:1H:1568:G:H5''	29:11:61:LEU:CD2	2.45	0.47
34:69:109:ILE:HB	34:69:130:TYR:CZ	2.49	0.47
27:1J:83:G:H5'	51:H5:52:HIS:CE1	2.49	0.47
8:7E:86:ILE:HG22	8:7E:87:SER:H	1.79	0.47
9:82:70:LYS:O	9:82:74:ILE:HG13	2.13	0.47
41:B8:74:ARG:HD3	41:B8:76:PHE:CZ	2.50	0.47
26:1H:1508:A:O2'	26:1H:1509:C:O5'	2.32	0.47
30:29:52:LEU:HA	30:29:52:LEU:HD12	1.71	0.47
33:51:11:VAL:HG12	33:51:12:PRO:HD2	1.96	0.47
1:13:1148:U:H2'	1:13:1149:C:O4'	2.15	0.47
26:14:1653:G:C6	39:55:9:LYS:HB3	2.50	0.47
35:58:120:LEU:CD2	35:58:122:VAL:HG23	2.44	0.47
3:22:151:VAL:HA	3:22:199:LYS:O	2.14	0.47
3:22:35:GLU:HG3	3:22:95:THR:HG21	1.96	0.47
34:69:74:ASN:O	34:69:75:LEU:HB2	2.14	0.47
26:1H:658:C:H2'	26:1H:659:C:C6	2.49	0.47
1:13:38:G:C2	1:13:397:A:C2	3.02	0.47
47:D5:3:TYR:O	47:D5:58:VAL:HG23	2.14	0.47
1:1G:630:G:H3'	1:1G:631:G:H5'	1.96	0.47
1:1G:1228:C:H2'	1:1G:1229:A:H8	1.78	0.47
1:13:763:G:H2'	1:13:764:C:C6	2.49	0.47
37:35:85:LEU:O	37:35:88:LEU:HB2	2.14	0.47
26:1H:1591:G:H2'	26:1H:1592:C:H6	1.78	0.47
4:3E:111:ALA:HB2	4:3E:120:LEU:HD12	1.96	0.47
34:61:33:ARG:HB3	34:61:35:LEU:HD13	1.96	0.47

Continued on next page...

Continued from previous page...

Atom-1	Atom-2	Interatomic distance (Å)	Clash overlap (Å)
1:13:1429:C:H2'	1:13:1430:C:H6	1.80	0.47
35:15:28:THR:HG22	35:15:29:LYS:HG2	1.96	0.47
8:72:44:PHE:HA	8:72:79:VAL:HG11	1.96	0.47
26:14:2591:C:P	29:19:239:ARG:HG3	2.54	0.47
26:14:2693:A:H2'	26:14:2694:G:H8	1.79	0.47
1:1G:878:G:H5'	8:72:89:PRO:HG2	1.96	0.47
1:1G:1084:G:H5'	1:1G:1102:A:OP2	2.14	0.47
1:13:1269:A:H2	1:13:1312:G:N3	2.12	0.47
26:1H:937:U:H2'	26:1H:938:G:O4'	2.15	0.47
1:1G:588:G:H1	1:1G:651:C:H42	1.61	0.47
26:14:1965:C:H3'	26:14:1966:A:H2'	1.96	0.47
55:Q8:37:SER:O	55:Q8:40:GLU:N	2.46	0.47
26:1H:2608:G:H5''	26:1H:2609:U:OP1	2.14	0.47
26:14:1981:A:P	59:14:3672:HOH:O	2.73	0.47
33:51:130:ARG:HH11	33:51:130:ARG:HB3	1.79	0.47
39:98:91:GLN:HG2	39:98:91:GLN:H	1.51	0.47
1:13:222:U:H2'	1:13:223:U:C6	2.50	0.47
37:78:118:GLY:O	37:78:137:LYS:NZ	2.46	0.47
38:45:33:GLY:CA	38:45:105:GLU:HB2	2.43	0.47
26:14:784:A:H5'	26:14:785:G:OP1	2.15	0.47
1:13:1395:C:C4'	1:13:1401:G:H21	2.28	0.47
37:35:57:THR:O	37:35:61:ARG:HG3	2.15	0.47
26:1H:916:G:C2'	26:1H:917:A:H5''	2.45	0.47
10:1I:57:LYS:HD2	10:1I:60:ARG:NH2	2.29	0.47
34:61:50:ARG:HA	34:61:50:ARG:HD3	1.55	0.47
26:1H:1903:G:C2'	26:1H:1904:G:H5'	2.45	0.47
1:1G:8:A:C5	4:32:209:ARG:HB2	2.50	0.47
24:3L:52:G:O6	24:3L:62:C:N4	2.47	0.47
29:19:44:ASN:HB2	29:19:47:GLY:H	1.79	0.47
1:1G:1352:C:H2'	1:1G:1353:G:H8	1.78	0.47
34:69:101:LEU:H	34:69:101:LEU:HD23	1.79	0.47
26:1H:2801:A:H5'	26:1H:2895:U:O2'	2.14	0.47
8:7E:65:TYR:HA	8:7E:79:VAL:HG23	1.95	0.47
1:13:165:C:H2'	1:13:166:G:C8	2.49	0.47
23:2L:48:U:H1'	23:2L:49:C:O5'	2.15	0.47
26:14:1776:G:P	59:14:3749:HOH:O	2.72	0.47
26:14:861:A:N3	27:1J:79:C:O2'	2.45	0.47
31:39:110:LEU:O	31:39:114:VAL:HG23	2.15	0.47
26:1H:143:C:H2'	26:1H:144:C:H6	1.79	0.47
30:21:69:LYS:O	30:21:71:GLY:N	2.48	0.47
31:39:57:VAL:HG13	31:39:59:TYR:CD2	2.49	0.47

Continued on next page...

Continued from previous page...

Atom-1	Atom-2	Interatomic distance (Å)	Clash overlap (Å)
13:4A:53:VAL:O	13:4A:57:ARG:N	2.27	0.47
26:1H:1465:G:C4	26:1H:1466:G:C8	3.02	0.47
12:3I:93:LEU:O	12:3I:96:VAL:HG13	2.15	0.47
1:1G:1479:C:H2'	1:1G:1480:G:H8	1.79	0.47
26:1H:845:G:C2'	26:1H:845:G:N3	2.75	0.47
26:1H:1668:A:H4'	26:1H:1669:A:O5'	2.15	0.47
26:14:2259:G:H1'	26:14:2427:C:C2	2.49	0.47
26:14:2074:U:H2'	26:14:2075:U:C6	2.50	0.47
45:B5:41:ASN:ND2	45:B5:41:ASN:O	2.47	0.47
26:1H:592:G:H21	55:Q8:4:MET:HE3	1.74	0.47
48:I8:10:THR:O	48:I8:11:ARG:CB	2.62	0.47
14:5A:24:CYS:SG	14:5A:29:ARG:NH2	2.88	0.47
1:1G:411:A:C5	1:1G:413:G:H1'	2.49	0.47
26:1H:1455:G:P	59:1H:3700:HOH:O	2.73	0.47
41:75:26:ASP:O	41:75:49:VAL:HG22	2.14	0.47
1:13:1125:U:C4	1:13:1126:U:C4	3.03	0.47
47:H8:58:VAL:O	47:H8:60:GLU:N	2.48	0.47
26:14:162:U:H4'	26:14:171:G:C4	2.50	0.47
29:19:30:GLU:CD	29:19:63:ARG:HH21	2.18	0.47
27:1J:51:G:C6	27:1J:52:A:C2	3.03	0.47
40:A8:110:LEU:O	40:A8:111:GLU:HB2	2.14	0.47
51:H5:5:LYS:HB3	51:H5:5:LYS:HE3	1.51	0.47
26:14:1858:G:H2'	26:14:1883:G:H22	1.80	0.47
26:14:2137:C:H2'	26:14:2138:C:C6	2.49	0.47
26:1H:2383:G:O2'	26:1H:2384:G:H5'	2.14	0.47
26:14:1805:U:H2'	26:14:1806:C:H6	1.78	0.47
22:1K:26:A:H5'	22:1K:27:G:OP2	2.15	0.47
1:1G:519:C:H2'	1:1G:520:A:O4'	2.15	0.47
27:1J:8:U:H5'	40:65:15:ARG:HH12	1.80	0.47
41:75:19:LEU:HD22	41:75:86:ILE:CG2	2.44	0.47
26:1H:518:G:H2'	26:1H:519:U:H6	1.79	0.47
46:C5:28:LYS:NZ	46:C5:64:GLU:OE2	2.22	0.47
26:14:221:A:N1	26:14:265:A:O2'	2.44	0.47
5:4E:6:PHE:HD2	5:4E:63:ARG:NH1	2.12	0.47
17:8A:87:LYS:O	17:8A:91:ARG:HG3	2.14	0.47
7:62:131:LYS:NZ	7:62:131:LYS:HB3	2.30	0.47
1:1G:109:A:H2'	1:1G:326:G:N2	2.29	0.47
26:1H:298:G:H5''	26:1H:299:A:OP1	2.15	0.47
29:19:27:THR:HG22	29:19:29:PRO:O	2.14	0.47
26:1H:91:A:H2'	26:1H:92:G:O4'	2.15	0.47
3:2E:73:PRO:O	3:2E:77:ILE:HG13	2.13	0.47

Continued on next page...

Continued from previous page...

Atom-1	Atom-2	Interatomic distance (Å)	Clash overlap (Å)
20:BI:87:LYS:HA	20:BI:87:LYS:HD2	1.59	0.47
7:6E:45:ASP:O	7:6E:49:ILE:HG13	2.14	0.47
32:49:145:THR:O	32:49:146:TYR:HB3	2.15	0.47
34:61:117:GLU:OE1	34:61:117:GLU:N	2.48	0.47
26:14:2652:C:H2'	26:14:2653:U:O4'	2.15	0.47
26:14:2663:G:C6	26:14:2664:G:C4	3.03	0.47
49:J8:87:PRO:O	49:J8:91:LYS:N	2.48	0.47
26:1H:2711:A:P	59:1H:3604:HOH:O	2.62	0.47
52:M8:15:ILE:HG22	52:M8:16:CYS:N	2.29	0.47
26:1H:1050:A:C8	26:1H:2751:G:C5	3.03	0.47
1:13:1144:G:N2	1:13:1146:A:H62	2.12	0.47
26:1H:1786:A:H2	26:1H:2606:C:H1'	1.80	0.47
2:1E:54:THR:HG23	2:1E:199:TYR:HB3	1.95	0.47
30:21:101:ARG:O	30:21:201:THR:OG1	2.33	0.47
47:D5:69:THR:HG22	47:D5:90:VAL:HG22	1.95	0.47
1:1G:1367:C:H4'	10:1A:48:THR:HG21	1.97	0.47
26:1H:2345:G:N3	26:1H:2381:C:H2'	2.30	0.47
1:13:674:G:H2'	1:13:675:A:C8	2.49	0.47
7:62:114:ARG:H	7:62:114:ARG:HG2	1.51	0.47
1:13:1296:C:OP1	13:4I:44:ARG:NH2	2.48	0.47
4:32:104:VAL:O	4:32:108:LEU:HB2	2.14	0.47
40:65:26:LEU:HD13	40:65:87:PHE:CD1	2.49	0.47
26:1H:275:G:N7	26:1H:363:G:C6	2.83	0.47
30:29:116:VAL:O	30:29:117:MET:CB	2.62	0.47
53:N8:40:LYS:CG	53:N8:47:PRO:HD2	2.45	0.47
26:14:2272:U:H5''	26:14:2273:A:OP1	2.14	0.47
40:65:61:ASN:CG	40:65:62:LYS:H	2.18	0.47
26:14:2873:A:H8	39:55:6:SER:N	2.11	0.47
26:14:1533:C:H5'	26:14:1534:G:OP2	2.15	0.47
9:8E:8:GLY:HA3	9:8E:79:LEU:HB3	1.97	0.47
32:41:28:VAL:O	32:41:31:VAL:HG13	2.15	0.47
2:12:178:ARG:HE	2:12:178:ARG:HB3	1.55	0.47
46:G8:81:LYS:HB2	46:G8:99:CYS:SG	2.54	0.47
9:8E:112:LYS:CA	9:8E:119:ALA:HB2	2.44	0.47
26:1H:309:G:H4'	46:G8:18:GLY:HA2	1.97	0.47
26:14:1160:G:C6	26:14:1161:C:C4	3.03	0.47
26:1H:657:U:H2'	26:1H:658:C:C6	2.49	0.47
8:7E:88:LYS:HB3	8:7E:89:PRO:HD2	1.97	0.47
18:9A:22:VAL:HG12	18:9A:55:ARG:O	2.14	0.47
46:G8:43:ASN:OD1	46:G8:65:ALA:HB3	2.15	0.47
17:8I:81:ARG:HB3	17:8I:83:ASP:OD1	2.15	0.47

Continued on next page...

Continued from previous page...

Atom-1	Atom-2	Interatomic distance (Å)	Clash overlap (Å)
35:58:10:GLU:HG3	35:58:11:PRO:CD	2.45	0.47
9:82:50:LEU:HB3	9:82:56:LEU:HA	1.97	0.47
21:1F:2:GLY:C	21:1F:4:GLY:H	2.16	0.47
26:14:1011:G:H2'	26:14:1013:C:H5''	1.97	0.47
1:13:313:A:H2'	1:13:314:C:C6	2.49	0.47
26:1H:2208:U:O2'	26:1H:2209:C:H5'	2.15	0.47
26:1H:2542:A:H4'	26:1H:2543:G:H8	1.80	0.47
11:2I:30:VAL:HG21	11:2I:65:ALA:HA	1.97	0.47
40:A8:25:ARG:NH1	40:A8:42:ASP:OD2	2.40	0.47
31:39:57:VAL:HG13	31:39:59:TYR:HD2	1.80	0.47
23:2L:20:G:C2	23:2L:58:A:N3	2.83	0.47
26:14:2250:G:O2'	26:14:2496:C:OP1	2.20	0.47
26:14:1751:C:H2'	26:14:1752:C:C6	2.50	0.47
30:29:96:PHE:O	30:29:175:VAL:HG11	2.15	0.47
26:14:2051:A:H4'	30:29:141:ILE:HG12	1.96	0.47
33:51:80:SER:C	33:51:81:GLU:HG3	2.35	0.47
26:1H:654(A):A:H61	26:1H:654(T):A:H61	1.62	0.47
16:7I:49:LEU:HD12	16:7I:50:LYS:N	2.30	0.47
26:14:2436:G:C6	26:14:2437:U:C4	3.03	0.47
26:14:666:G:H5''	37:35:47:ASP:O	2.14	0.47
1:1G:680:C:H2'	1:1G:681:C:C6	2.50	0.47
37:78:119:GLU:OE2	37:78:119:GLU:HA	2.13	0.47
26:14:196:A:H2'	26:14:196:A:N3	2.29	0.47
2:12:111:ARG:HA	2:12:111:ARG:HH11	1.79	0.47
1:13:1191:A:H5''	1:13:1192:C:OP2	2.15	0.47
43:95:79:VAL:HG23	43:95:81:TYR:H	1.77	0.47
26:1H:617:G:OP2	31:31:43:LYS:HE3	2.15	0.47
33:59:166:GLY:O	33:59:167:GLU:HG2	2.15	0.47
30:21:55:ASN:HB3	30:21:58:ARG:H	1.80	0.47
26:1H:2298:A:H62	26:1H:2318:G:H8	1.60	0.47
1:13:864:A:H3'	1:13:865:A:C8	2.50	0.47
1:1G:486:U:OP2	59:1G:1830:HOH:O	2.20	0.47
26:14:566:U:OP1	37:35:29:LYS:HD2	2.14	0.47
36:68:7:TYR:CZ	36:68:44:LYS:HG3	2.50	0.47
2:12:150:SER:O	2:12:153:ARG:HG2	2.14	0.47
26:14:1399:C:H2'	26:14:1400:G:H8	1.80	0.47
43:D8:34:GLU:HG2	43:D8:56:SER:OG	2.14	0.47
41:75:85:LYS:NZ	41:75:87:ASP:OD2	2.43	0.47
35:15:15:LEU:HB3	35:15:136:GLU:HA	1.97	0.47
1:13:519:C:H2'	1:13:520:A:C8	2.49	0.47
26:1H:1779:U:H2'	59:1H:4153:HOH:O	2.15	0.47

Continued on next page...

Continued from previous page...

Atom-1	Atom-2	Interatomic distance (Å)	Clash overlap (Å)
20:BA:24:LEU:HA	20:BA:24:LEU:HD12	1.63	0.47
1:13:887:G:H1	1:13:910:C:H42	1.62	0.47
19:AI:40:ILE:HG23	19:AI:41:VAL:N	2.30	0.47
26:14:1410:G:N2	26:14:1593:G:C4	2.83	0.47
1:1G:1191:A:OP1	3:22:4:LYS:NZ	2.39	0.47
26:14:662:G:H5'	37:35:16:ARG:HG2	1.97	0.47
1:13:1449:C:H42	1:13:1454:G:H1	1.63	0.47
1:1G:1224:G:O2'	1:1G:1322:C:OP2	2.30	0.47
31:31:7:TYR:O	31:31:21:ALA:HA	2.15	0.47
1:1G:523:A:H61	12:3A:92:ASP:HB2	1.80	0.47
1:13:1036:G:N7	1:13:1037:C:C4	2.83	0.47
26:1H:2572:A:N7	30:21:145:LYS:HB2	2.30	0.47
26:14:249:C:OP1	59:14:3639:HOH:O	2.20	0.47
26:1H:2357:U:O2	59:1H:3769:HOH:O	2.20	0.47
26:14:270(Y):G:O6	59:14:3626:HOH:O	2.18	0.47
31:31:134:GLY:HA2	31:31:166:ALA:HB2	1.96	0.47
33:59:146:ALA:O	33:59:149:ARG:HB3	2.14	0.47
26:1H:1644:C:C2'	26:1H:1645:G:H5'	2.43	0.47
26:1H:2863:C:O2'	26:1H:2864:G:H5'	2.15	0.47
26:14:994:C:O2'	26:14:996:A:OP1	2.32	0.47
42:85:58:ARG:HA	42:85:61:TRP:CE3	2.50	0.47
1:1G:1273:G:H3'	1:1G:1274:G:C8	2.48	0.47
26:14:29:U:H2'	26:14:30:G:C8	2.49	0.47
26:14:860:U:O4'	26:14:2268:A:H5'	2.14	0.47
22:1K:45:G:O2'	22:1K:47:U:H5'	2.15	0.47
47:D5:94:GLU:O	47:D5:129:SER:HA	2.14	0.47
1:1G:841:U:H3'	1:1G:841:U:C6	2.49	0.47
43:95:37:VAL:HG23	43:95:56:SER:HA	1.97	0.47
26:14:184:C:H2'	26:14:185:U:H6	1.79	0.47
26:14:1015:G:O2'	26:14:1016:G:H5'	2.15	0.47
34:61:77:LEU:HD13	34:61:140:LEU:HB3	1.97	0.47
29:19:108:PRO:HG2	29:19:111:LEU:HB2	1.96	0.47
3:22:32:LEU:HD22	3:22:59:ARG:HH12	1.80	0.47
41:B8:105:LEU:O	41:B8:107:ASP:OD1	2.33	0.47
1:13:390:C:O3'	16:7I:28:ARG:NH2	2.48	0.47
1:1G:922:G:C6	1:1G:923:A:C6	3.03	0.47
26:1H:11:G:H2'	26:1H:12:U:H5'	1.97	0.47
26:14:1921:G:H2'	26:14:1922:G:H8	1.79	0.47
29:11:85:ASP:OD2	29:11:88:ARG:HD2	2.15	0.47
20:BA:97:ALA:HB1	20:BA:98:PRO:HD2	1.96	0.47
41:B8:100:TYR:HB3	41:B8:103:ARG:NH1	2.29	0.47

Continued on next page...

Continued from previous page...

Atom-1	Atom-2	Interatomic distance (Å)	Clash overlap (Å)
11:2I:33:THR:HG22	11:2I:39:PRO:HA	1.97	0.47
26:1H:686:G:O5'	54:P8:11:LYS:NZ	2.48	0.47
34:61:5:LEU:HA	34:61:5:LEU:HD23	1.74	0.47
26:1H:1331:A:O2'	26:1H:1332:G:H8	1.98	0.47
52:M8:39:CYS:N	52:M8:42:PHE:CE2	2.81	0.47
26:1H:666:G:H1'	55:Q8:4:MET:CE	2.44	0.47
27:1J:13:A:H5''	27:1J:15:A:C6	2.50	0.47
17:8I:66:SER:O	17:8I:70:ARG:NH1	2.48	0.47
46:G8:87:LYS:CB	46:G8:96:ILE:HD11	2.41	0.47
26:14:2287:A:H2	26:14:2346:A:H2	1.59	0.47
47:H8:125:LEU:HG	47:H8:164:ALA:CB	2.45	0.47
1:13:1246:C:H2'	1:13:1247:U:H6	1.79	0.47
14:5A:4:LYS:O	14:5A:7:ILE:HG12	2.15	0.47
26:14:966:G:C2'	26:14:967:C:H5'	2.45	0.47
1:1G:1161:C:O2'	1:1G:1162:C:H5'	2.15	0.47
4:32:173:TRP:CZ3	4:32:193:ASP:HB3	2.50	0.47
26:1H:1900:A:N1	26:1H:1970:A:C6	2.83	0.47
1:13:413:G:O2'	1:13:428:G:N2	2.48	0.47
40:65:106:ARG:O	40:65:106:ARG:HD2	2.15	0.47
3:2E:16:ARG:HB2	3:2E:16:ARG:NH1	2.28	0.47
28:71:185:LEU:O	28:71:189:ILE:N	2.48	0.47
26:1H:1087:G:N7	26:1H:1089:G:H1'	2.30	0.47
26:14:228:A:H2'	26:14:230:U:O4'	2.14	0.47
2:1E:7:VAL:HB	2:1E:217:ARG:HD2	1.97	0.47
47:H8:132:ASN:ND2	47:H8:132:ASN:N	2.62	0.47
35:58:87:LEU:HD22	35:58:87:LEU:O	2.15	0.47
26:14:1148:A:C6	26:14:1149:G:C6	3.03	0.47
22:1K:76:A:O2'	26:1H:2585:U:O4	2.20	0.47
11:2I:91:ARG:O	11:2I:94:ALA:HB3	2.15	0.47
12:3A:113:ARG:HH21	12:3A:116:SER:HB2	1.79	0.47
26:1H:764:A:H2	29:11:219:PRO:HG3	1.80	0.47
36:68:25:LEU:HD12	36:68:38:VAL:HG22	1.97	0.47
26:1H:2108:C:H2'	26:1H:2109:U:O4'	2.15	0.47
1:13:947:G:H2'	1:13:948:C:O4'	2.14	0.47
30:29:37:ARG:NE	30:29:42:ASP:OD2	2.42	0.47
42:C8:25:TRP:O	42:C8:28:ARG:HB2	2.14	0.47
43:95:24:LYS:HA	43:95:92:THR:OG1	2.14	0.47
1:1G:57:G:H2'	1:1G:58:C:C6	2.50	0.47
1:1G:1389:C:H2'	1:1G:1390:U:O4'	2.14	0.47
26:1H:2689:U:H5''	26:1H:2713:A:C2	2.50	0.47
1:13:706:A:H1'	11:2I:29:ILE:HD11	1.95	0.47

Continued on next page...

Continued from previous page...

Atom-1	Atom-2	Interatomic distance (Å)	Clash overlap (Å)
26:14:2168:G:H3'	26:14:2168:G:N3	2.29	0.47
1:13:1092:A:C6	1:13:1093:A:C6	3.03	0.47
1:13:1092:A:N3	1:13:1183:A:N6	2.62	0.47
23:2L:14:A:C4	23:2L:23:G:C2	3.03	0.47
41:B8:39:ARG:HH11	41:B8:39:ARG:HB2	1.78	0.47
30:21:39:PRO:HD3	30:21:45:THR:HG22	1.96	0.47
3:2E:27:LYS:HA	3:2E:27:LYS:HD2	1.58	0.47
26:14:761:A:OP1	59:14:3501:HOH:O	2.20	0.47
29:11:26:LYS:C	29:11:29:PRO:HG2	2.35	0.47
26:1H:1607:C:C4'	26:1H:1608:A:O5'	2.62	0.47
1:1G:1368:G:C5'	9:82:112:LYS:HB3	2.44	0.47
37:78:47:ASP:HA	37:78:48:PRO:HD3	1.58	0.47
27:1J:15:A:C5'	27:1J:16:G:H8	2.27	0.47
26:1H:1639:U:H4'	26:1H:2699:C:H4'	1.96	0.47
26:14:848:G:H2'	26:14:849:A:H8	1.80	0.47
41:B8:22:PHE:HD2	41:B8:49:VAL:HG11	1.80	0.47
52:M8:6:HIS:HA	52:M8:7:PRO:HD3	1.80	0.47
55:Q8:29:LYS:O	55:Q8:30:ARG:HB2	2.15	0.47
50:K8:15:LYS:H	50:K8:67:LYS:HZ1	1.62	0.47
23:2K:63:C:O2	23:2K:64:G:C8	2.68	0.47
5:42:104:ALA:HA	5:42:107:ARG:NH2	2.30	0.47
26:14:2791:C:O2'	26:14:2792:G:O5'	2.30	0.47
1:13:1349:A:H2'	1:13:1350:A:H8	1.80	0.47
46:C5:75:ILE:HG22	46:C5:76:CYS:N	2.29	0.47
26:1H:1533:C:H2'	26:1H:1534:G:O4'	2.15	0.47
1:1G:1275:A:H2'	1:1G:1276:G:O4'	2.15	0.47
9:82:42:ARG:HB2	9:82:42:ARG:HE	1.32	0.47
39:55:86:ARG:NH2	39:55:87:TYR:OH	2.48	0.47
38:88:18:LYS:HB2	38:88:18:LYS:HE3	1.56	0.47
46:G8:29:GLU:HB3	46:G8:38:ILE:CG2	2.45	0.47
35:15:13:TRP:HB2	35:15:133:GLN:HB2	1.97	0.47
26:14:2129:C:H3'	26:14:2130:U:C6	2.50	0.47
1:1G:1004:A:H1'	1:1G:1026:G:N7	2.30	0.47
1:1G:1512:U:H2'	1:1G:1513:A:C8	2.50	0.47
26:1H:638:G:C8	26:1H:651:G:N2	2.83	0.47
26:14:839:U:H2'	26:14:840:C:H6	1.80	0.47
1:1G:1260:C:H3'	1:1G:1260:C:H6	1.80	0.47
29:19:12:SER:O	29:19:16:MET:HB2	2.15	0.47
33:51:20:ALA:HB1	33:51:21:PRO:HD2	1.95	0.47
38:45:42:ILE:O	38:45:95:ALA:N	2.43	0.47
19:AI:5:LEU:O	19:AI:6:LYS:HB3	2.14	0.47

Continued on next page...

Continued from previous page...

Atom-1	Atom-2	Interatomic distance (Å)	Clash overlap (Å)
26:1H:1340:U:H4'	26:1H:1341:U:OP2	2.14	0.47
33:59:157:TYR:CD1	33:59:172:LYS:HA	2.49	0.47
29:19:236:GLY:O	29:19:237:GLU:O	2.33	0.47
27:16:31:C:H2'	27:16:32:C:C6	2.50	0.47
44:E8:84:ARG:HB2	44:E8:96:ILE:HD11	1.97	0.47
40:65:80:LEU:HD23	40:65:80:LEU:HA	1.75	0.47
1:1G:392:G:N7	59:1G:1857:HOH:O	2.35	0.47
26:14:1069:A:H5''	26:14:1070:A:OP1	2.14	0.47
26:1H:614:U:H6	26:1H:614:U:OP2	1.98	0.47
4:3E:148:VAL:HG12	4:3E:149:ALA:O	2.15	0.47
26:14:1176:G:H8	26:14:1177:A:H2	1.63	0.47
17:8I:70:ARG:O	17:8I:71:PHE:HD1	1.98	0.46
26:14:1022:G:C6	26:14:1140:C:C4	3.02	0.46
41:75:5:ALA:HB1	41:75:8:LYS:CB	2.44	0.46
47:H8:124:ILE:HD12	47:H8:125:LEU:H	1.81	0.46
26:1H:2354:G:N2	26:1H:2355:C:C2	2.83	0.46
1:1G:353:A:H5'	1:1G:353:A:C8	2.45	0.46
1:13:191:G:H1'	20:BI:105:SER:HA	1.97	0.46
5:42:103:GLY:C	5:42:106:PRO:HD2	2.36	0.46
1:1G:9:G:H5'	5:42:122:GLU:OE2	2.16	0.46
26:1H:2210:G:H5'	26:1H:2211:G:N7	2.30	0.46
1:1G:1291:G:H2'	1:1G:1292:U:C6	2.50	0.46
2:12:167:PRO:HD3	2:12:187:LEU:O	2.15	0.46
46:C5:88:LYS:CG	46:C5:89:PHE:H	2.25	0.46
39:98:52:ILE:O	39:98:55:ALA:HB3	2.15	0.46
40:65:36:TYR:HE2	40:65:54:LEU:HD22	1.80	0.46
26:14:764:A:N1	26:14:1789:A:O2'	2.43	0.46
1:1G:15:G:H4'	5:42:24:ARG:NH1	2.29	0.46
1:1G:919:A:C2'	1:1G:920:U:H5'	2.45	0.46
26:14:998:C:H2'	26:14:999:U:O5'	2.15	0.46
26:14:1259:G:H2'	26:14:1260:G:C8	2.50	0.46
38:45:75:THR:OG1	38:45:87:LYS:NZ	2.48	0.46
26:14:1665:A:H2'	26:14:1666:G:O4'	2.14	0.46
1:13:243:A:H4'	1:13:244:U:H5''	1.96	0.46
1:1G:147:G:N2	1:1G:148:G:C4	2.83	0.46
4:32:61:LYS:HD2	4:32:206:PHE:CD2	2.50	0.46
9:8E:86:VAL:CG1	9:8E:93:ARG:HG3	2.45	0.46
50:K8:28:LYS:HB3	50:K8:53:LEU:CD2	2.45	0.46
55:M5:52:LYS:H	55:M5:53:PRO:HD2	1.80	0.46
16:7I:55:ARG:HH21	16:7I:58:TYR:HD2	1.64	0.46
1:1G:711:G:O2'	1:1G:712:A:H5'	2.16	0.46

Continued on next page...

Continued from previous page...

Atom-1	Atom-2	Interatomic distance (Å)	Clash overlap (Å)
43:95:30:GLY:H	43:95:61:VAL:HG12	1.79	0.46
29:19:149:PRO:O	29:19:150:LYS:HB2	2.15	0.46
1:13:1410:G:H2'	1:13:1411:C:H6	1.80	0.46
1:1G:262:A:C6	1:1G:263:A:C6	3.03	0.46
1:13:381:C:H2'	1:13:382:A:O4'	2.14	0.46
45:B5:1:MET:HA	45:B5:2:LYS:HA	1.46	0.46
31:39:107:LYS:N	31:39:107:LYS:HD3	2.31	0.46
1:13:1216:G:OP1	14:5I:2:ALA:HB1	2.15	0.46
1:1G:1465:C:OP2	41:75:108:ARG:NH1	2.48	0.46
11:2I:59:TYR:O	11:2I:63:LEU:HD12	2.15	0.46
36:68:118:ALA:HA	36:68:119:PRO:HD2	1.81	0.46
17:8I:9:VAL:CG2	17:8I:84:LEU:HD12	2.46	0.46
17:8I:9:VAL:HG21	17:8I:84:LEU:HD12	1.97	0.46
26:14:1156:A:O4'	42:85:51:LYS:HE2	2.15	0.46
3:2E:134:ILE:HG22	3:2E:168:ALA:HB3	1.97	0.46
1:1G:1169:A:C6	1:1G:1170:A:C6	3.03	0.46
26:14:1366:A:H2'	26:14:1367:A:O4'	2.15	0.46
47:D5:76:LEU:N	47:D5:76:LEU:HD23	2.30	0.46
32:41:112:PRO:HB3	52:M8:37:SER:HB2	1.97	0.46
26:1H:783:A:C3'	26:1H:783:A:C8	2.93	0.46
22:1K:63:U:H3'	22:1K:64:G:H8	1.78	0.46
4:32:29:PRO:HA	4:32:35:ARG:HH21	1.80	0.46
30:29:54:GLN:HG2	30:29:55:ASN:N	2.29	0.46
25:4L:9:G:H2'	25:4L:10:G:C8	2.50	0.46
1:13:972:C:OP1	59:13:1838:HOH:O	2.21	0.46
1:13:453:A:C6	1:13:454:C:C4	3.04	0.46
26:14:1268:A:H2'	26:14:1269:A:O4'	2.15	0.46
3:22:18:TRP:HE1	14:5A:56:VAL:H	1.64	0.46
32:49:8:LYS:O	32:49:11:TYR:HB3	2.15	0.46
1:13:1226:C:H4'	19:AI:80:TYR:CZ	2.49	0.46
26:14:389:G:N1	37:35:71:VAL:HG12	2.29	0.46
26:1H:2783:G:H2'	26:1H:2784:C:C6	2.50	0.46
1:1G:1077:G:N2	1:1G:1080:A:OP2	2.47	0.46
4:32:153:ARG:NH1	4:32:181:MET:HB2	2.30	0.46
29:11:68:LYS:HB3	29:11:70:TRP:CE3	2.51	0.46
26:1H:994:C:OP1	42:C8:53:ARG:NH2	2.47	0.46
6:5E:33:TYR:HB2	6:5E:75:LEU:HG	1.98	0.46
49:F5:49:VAL:CG2	49:F5:67:ILE:HD12	2.46	0.46
49:F5:49:VAL:HG11	49:F5:70:VAL:HG11	1.97	0.46
26:1H:34:C:N1	26:1H:34:C:OP2	2.48	0.46
43:95:1:MET:HG2	43:95:43:GLU:HG2	1.96	0.46

Continued on next page...

Continued from previous page...

Atom-1	Atom-2	Interatomic distance (Å)	Clash overlap (Å)
26:14:1999:C:H4'	26:14:2723:C:O2	2.16	0.46
31:31:175:THR:O	31:31:176:LEU:HD12	2.15	0.46
26:1H:301:G:H4'	26:1H:301:G:OP1	2.16	0.46
35:58:48:MET:HG3	35:58:48:MET:H	1.53	0.46
26:14:2469:A:H8	38:45:56:ARG:HH21	1.63	0.46
38:45:97:VAL:HG11	38:45:103:MET:HE3	1.98	0.46
26:14:2563:U:O2	26:14:2565:A:H8	1.98	0.46
5:4E:36:ASP:OD2	5:4E:38:GLN:HB2	2.15	0.46
26:1H:2364:C:O2'	26:1H:2365:G:H5'	2.15	0.46
26:1H:1069:A:O2'	26:1H:1072:C:OP1	2.23	0.46
9:82:77:ILE:O	9:82:81:ILE:HG12	2.15	0.46
1:13:179:A:H2'	1:13:180:U:H6	1.80	0.46
26:1H:1798:U:H5'	29:11:259:THR:OG1	2.15	0.46
26:1H:2695:C:H2'	26:1H:2696:U:H6	1.79	0.46
1:13:337:C:H2'	1:13:338:A:C8	2.50	0.46
15:6A:76:GLU:O	15:6A:80:ALA:N	2.48	0.46
17:8I:8:GLY:O	17:8I:21:VAL:HG13	2.15	0.46
26:1H:1505:C:H2'	26:1H:1506:C:C6	2.50	0.46
20:BA:99:LEU:H	20:BA:99:LEU:HG	1.43	0.46
26:14:1074:G:N3	26:14:1074:G:H2'	2.30	0.46
19:AA:40:ILE:HA	19:AA:44:MET:SD	2.54	0.46
19:AI:15:LEU:O	19:AI:19:VAL:HG23	2.15	0.46
29:11:27:THR:O	29:11:29:PRO:N	2.48	0.46
1:13:1399:C:C2	1:13:1401:G:C5	3.04	0.46
26:14:2299:G:C2	26:14:2318:G:H8	2.34	0.46
29:19:260:ARG:NH2	29:19:264:LYS:HD3	2.31	0.46
30:21:105:THR:HG21	30:21:164:ARG:NH1	2.29	0.46
1:13:160:A:C5	1:13:344:A:H8	2.33	0.46
50:K8:15:LYS:HZ2	50:K8:67:LYS:HZ3	1.63	0.46
4:32:108:LEU:HD21	4:32:183:GLY:HA3	1.97	0.46
1:1G:596:C:OP2	59:1G:1831:HOH:O	2.20	0.46
26:1H:1533:C:H3'	26:1H:1534:G:C5'	2.46	0.46
49:F5:79:GLY:O	49:F5:80:LEU:HD13	2.15	0.46
26:14:287:C:H2'	26:14:288:C:H6	1.79	0.46
46:C5:8:LYS:NZ	46:C5:95:LYS:HD3	2.30	0.46
1:13:1034:G:O2'	1:13:1035:A:H5'	2.14	0.46
7:62:26:PHE:CD2	7:62:30:ILE:HD11	2.50	0.46
1:13:109:A:C6	1:13:326:G:C6	3.03	0.46
1:1G:829:G:H1	1:1G:857:C:H42	1.62	0.46
46:C5:50:ARG:HB2	46:C5:58:GLY:O	2.15	0.46
26:14:1754:C:OP1	41:75:96:ARG:NH1	2.46	0.46

Continued on next page...

Continued from previous page...

Atom-1	Atom-2	Interatomic distance (Å)	Clash overlap (Å)
46:C5:87:LYS:HD3	46:C5:87:LYS:HA	1.51	0.46
1:1G:713:G:H2'	1:1G:714:G:C8	2.51	0.46
46:G8:35:TYR:CE2	46:G8:69:ALA:HB3	2.50	0.46
26:14:1449(A):G:H2'	26:14:1450:C:C6	2.51	0.46
4:3E:108:LEU:HB3	4:3E:110:PHE:CE1	2.50	0.46
22:1K:53:G:H2'	22:1K:54:5MU:H6	1.81	0.46
8:72:44:PHE:HA	8:72:79:VAL:CG1	2.46	0.46
26:1H:1466:G:N2	26:1H:1547:C:N3	2.63	0.46
45:F8:4:ALA:H	45:F8:7:VAL:HG23	1.81	0.46
4:3E:166:LYS:HB2	4:3E:178:VAL:HG11	1.97	0.46
36:68:21:CYS:HB2	36:68:39:ILE:HD12	1.98	0.46
1:13:958:A:C6	1:13:959:A:N1	2.83	0.46
45:F8:24:GLY:HA3	45:F8:82:GLN:NE2	2.30	0.46
1:1G:756:C:H2'	1:1G:757:U:O4'	2.15	0.46
26:1H:2692:C:OP1	26:1H:2871:C:H5'	2.15	0.46
50:G5:18:PRO:O	50:G5:21:LEU:HB2	2.14	0.46
1:1G:955:U:H2'	1:1G:956:U:H6	1.80	0.46
26:1H:1942:C:OP2	26:1H:1943:U:O2'	2.28	0.46
1:13:429:U:OP2	4:3E:36:ARG:NH2	2.47	0.46
26:1H:59:U:O2'	26:1H:73:A:H2'	2.15	0.46
1:1G:1063:C:H3'	1:1G:1064:G:H2'	1.97	0.46
1:13:712:A:O2'	1:13:713:G:H5'	2.16	0.46
29:19:2:ALA:HB3	29:19:20:ASP:HB2	1.97	0.46
26:1H:2751:G:C5	33:51:3:ARG:CG	2.99	0.46
26:1H:1022:G:H4'	26:1H:1023:U:O5'	2.16	0.46
26:1H:918:A:N3	27:16:80:U:O2'	2.42	0.46
30:29:12:THR:HB	30:29:13:ARG:H	1.63	0.46
30:29:12:THR:HG21	41:75:11:GLU:OE1	2.15	0.46
41:75:5:ALA:N	41:75:6:LEU:CA	2.78	0.46
1:13:1292:U:C2	1:13:1293:G:C8	3.04	0.46
10:1I:55:LYS:HG3	10:1I:55:LYS:O	2.16	0.46
4:32:13:ARG:HG2	4:32:13:ARG:H	1.47	0.46
26:1H:2053:G:OP1	30:21:144:ARG:HG3	2.15	0.46
51:H5:44:ARG:HB2	51:H5:44:ARG:HH11	1.81	0.46
1:13:1271:G:H2'	1:13:1272:G:H5''	1.96	0.46
2:12:127:ILE:HD13	2:12:130:ARG:HH21	1.79	0.46
1:1G:1307:U:H2'	1:1G:1308:U:C6	2.51	0.46
1:1G:1015:A:N6	1:1G:1016:A:C6	2.83	0.46
26:1H:443:A:N7	31:31:45:ARG:HG2	2.30	0.46
1:1G:407:G:H2'	1:1G:408:A:H8	1.79	0.46
1:1G:1256:A:H62	1:1G:1277:C:H3'	1.78	0.46

Continued on next page...

Continued from previous page...

Atom-1	Atom-2	Interatomic distance (Å)	Clash overlap (Å)
26:14:2352:A:C2	48:E5:33:ALA:O	2.69	0.46
26:1H:265:A:H1'	26:1H:266:G:O4'	2.15	0.46
26:14:1173:G:C2	26:14:1175:U:H1'	2.51	0.46
31:31:196:LEU:C	31:31:197:ASP:O	2.53	0.46
22:1K:14:A:C6	22:1K:22:G:C4	3.03	0.46
38:45:98:LYS:HB3	38:45:99:PRO:HD2	1.98	0.46
26:1H:1419:A:C8	26:1H:1421:G:C6	3.03	0.46
26:14:265:A:H1'	26:14:266:G:O4'	2.16	0.46
1:13:1455:G:OP1	20:BI:35:THR:OG1	2.12	0.46
26:14:1750:G:O2'	26:14:1751:C:H5'	2.15	0.46
23:2L:2:G:H2'	23:2L:3:C:C6	2.50	0.46
2:12:180:LEU:HB2	2:12:182:ILE:HD13	1.97	0.46
26:1H:26:G:C6	26:1H:27:G:N1	2.82	0.46
1:13:760:G:H2'	1:13:761:G:H5'	1.97	0.46
12:3I:69:TYR:CG	12:3I:90:VAL:HG21	2.50	0.46
1:1G:1006:C:H2'	1:1G:1007:C:C6	2.50	0.46
1:13:1084:G:C5	1:13:1085:U:C4	3.04	0.46
10:1I:48:THR:HG1	10:1I:62:HIS:CE1	2.32	0.46
1:1G:604:G:H2'	1:1G:605:U:O4'	2.15	0.46
4:3E:138:TYR:C	4:3E:138:TYR:CD1	2.87	0.46
26:1H:1321:A:H2'	26:1H:1322:A:O4'	2.15	0.46
47:D5:168:GLU:H	47:D5:168:GLU:HG3	1.52	0.46
18:9A:45:SER:OG	18:9A:47:THR:OG1	2.30	0.46
34:61:81:VAL:HG11	34:61:88:ILE:HD12	1.97	0.46
3:2E:173:VAL:HG12	3:2E:175:LEU:CD1	2.45	0.46
50:G5:15:LYS:H	50:G5:67:LYS:NZ	2.13	0.46
38:45:78:PRO:O	38:45:81:VAL:HG13	2.16	0.46
49:J8:87:PRO:O	49:J8:91:LYS:HB2	2.16	0.46
19:AI:41:VAL:HG22	19:AI:44:MET:CB	2.41	0.46
19:AI:41:VAL:CG1	19:AI:45:VAL:HG23	2.40	0.46
29:11:35:LYS:HB3	29:11:35:LYS:HE3	1.36	0.46
26:14:309:G:O3'	46:C5:18:GLY:HA3	2.15	0.46
46:C5:19:LYS:HD2	46:C5:20:TYR:CE1	2.50	0.46
28:71:64:LEU:HG	28:71:65:PRO:HD2	1.97	0.46
1:1G:428:G:O4'	1:1G:430:A:C8	2.69	0.46
26:1H:2287:A:C2	26:1H:2289:G:C8	3.03	0.46
1:13:1367:C:C5'	10:1I:60:ARG:HH11	2.22	0.46
1:13:452:A:H2'	1:13:453:A:H8	1.81	0.46
1:13:452:A:O2'	1:13:453:A:O4'	2.32	0.46
4:32:53:ASP:HB3	4:32:57:ARG:NH1	2.30	0.46
1:13:511:C:OP2	4:3E:49:ARG:NH1	2.48	0.46

Continued on next page...

Continued from previous page...

Atom-1	Atom-2	Interatomic distance (Å)	Clash overlap (Å)
13:4A:92:HIS:HE2	13:4A:98:VAL:HG11	1.81	0.46
31:39:122:LYS:HB3	31:39:191:ARG:HB2	1.96	0.46
46:C5:81:LYS:HG3	46:C5:99:CYS:SG	2.56	0.46
16:7A:3:LYS:N	16:7A:22:THR:O	2.40	0.46
3:22:6:HIS:CG	14:5A:49:HIS:HB3	2.51	0.46
26:14:2391:G:O6	26:14:2425:A:H8	1.99	0.46
27:16:13:A:C6	27:16:70:C:H5'	2.50	0.46
26:1H:1550:C:H2'	26:1H:1551:C:C6	2.51	0.46
47:D5:124:ILE:HG13	47:D5:125:LEU:N	2.30	0.46
1:1G:1260:C:H3'	1:1G:1260:C:C6	2.51	0.46
26:14:2807:G:H1	26:14:2892:A:H62	1.63	0.46
1:13:1007:C:C2	1:13:1023:G:C2	3.03	0.46
29:19:68:LYS:HD3	29:19:70:TRP:CZ2	2.51	0.46
48:I8:23:VAL:HG22	48:I8:38:VAL:CG2	2.45	0.46
3:2E:43:LEU:O	3:2E:47:LEU:HB2	2.14	0.46
1:1G:262:A:N6	1:1G:263:A:N6	2.63	0.46
50:G5:15:LYS:HE2	50:G5:67:LYS:HZ1	1.80	0.46
26:1H:433:C:H2'	26:1H:434:U:C6	2.50	0.46
44:A5:25:ARG:NH2	44:A5:74:ALA:O	2.38	0.46
1:1G:360:A:H2'	1:1G:361:G:C8	2.51	0.46
1:13:1206:G:C6	1:13:1207:G:C5	3.04	0.46
3:22:112:SER:HB3	3:22:115:LEU:HB2	1.98	0.46
5:42:8:GLU:HA	5:42:34:VAL:HA	1.98	0.46
1:1G:1472:U:H2'	1:1G:1473:A:O4'	2.16	0.46
27:16:40:U:H1'	27:16:45:A:N6	2.31	0.46
15:6I:55:GLY:HA2	15:6I:58:MET:HG3	1.95	0.46
6:5E:16:GLN:HG2	6:5E:17:SER:N	2.29	0.46
37:78:36:LYS:O	37:78:40:SER:HB3	2.16	0.46
26:14:1167:U:C2	26:14:1183:G:N2	2.83	0.46
38:45:140:ALA:HB1	47:D5:73:GLN:HB2	1.96	0.46
26:14:1288:U:C2	26:14:1327:C:O2	2.69	0.46
26:1H:2246:G:H2'	26:1H:2247:A:C8	2.50	0.46
47:H8:69:THR:HA	47:H8:89:PHE:O	2.15	0.46
42:C8:85:LYS:HD2	42:C8:85:LYS:HA	1.42	0.46
28:79:207:THR:O	28:79:210:ARG:NH1	2.48	0.46
47:H8:150:LEU:HD23	47:H8:151:HIS:N	2.30	0.46
1:13:375:U:OP1	16:7I:69:THR:HG21	2.16	0.46
1:1G:800:G:O6	59:1G:1828:HOH:O	2.20	0.46
31:39:24:LEU:HB3	31:39:25:PRO:HD3	1.97	0.46
26:1H:848:G:H2'	26:1H:849:A:H8	1.79	0.46
26:14:2394:C:OP1	37:35:64:LYS:HB2	2.15	0.46

Continued on next page...

Continued from previous page...

Atom-1	Atom-2	Interatomic distance (Å)	Clash overlap (Å)
7:6E:15:ASP:HB3	7:6E:20:ASP:N	2.25	0.46
26:1H:2175:C:O2'	28:71:219:GLY:N	2.48	0.46
28:71:37:PHE:HB3	28:71:38:ASP:HB2	1.96	0.46
17:8I:22:LEU:HD12	17:8I:40:LYS:O	2.15	0.46
26:1H:1324:G:C4	26:1H:1328:G:O6	2.69	0.46
26:1H:2787:C:O4'	30:21:62:PRO:HA	2.16	0.46
26:1H:547:A:H2'	26:1H:548:A:H8	1.81	0.46
1:13:416:G:C6	1:13:417:C:C4	3.03	0.46
2:12:126:GLU:C	2:12:130:ARG:HH12	2.18	0.46
33:59:72:ILE:HD12	33:59:75:ALA:HB3	1.97	0.46
19:AI:80:TYR:CZ	19:AI:82:GLY:HA2	2.51	0.46
21:1F:5:ASP:O	21:1F:11:GLY:HA3	2.15	0.46
26:1H:2377:A:H2'	26:1H:2378:A:C8	2.51	0.46
26:1H:1681:G:O2'	26:1H:1762[B]:A:H8	1.98	0.46
26:1H:1204:A:N1	26:1H:1241:A:C2	2.84	0.46
1:13:140:A:C6	1:13:141:A:C5	3.04	0.46
26:14:1181:C:H2'	26:14:1182:A:C8	2.51	0.46
1:1G:537:G:H2'	1:1G:538:G:C8	2.50	0.46
26:1H:950:G:H2'	26:1H:951:C:C6	2.50	0.46
37:78:106:LEU:O	37:78:107:LYS:C	2.53	0.46
46:C5:47:LYS:HG2	46:C5:60:PHE:CZ	2.51	0.46
26:14:332:A:O2'	26:14:334:C:OP2	2.30	0.46
26:1H:1126:A:H8	26:1H:1126:A:O5'	1.98	0.46
26:14:270(T):G:C6	26:14:270(U):C:C4	3.04	0.46
26:14:2563:U:O2	26:14:2565:A:C8	2.68	0.46
5:42:127:ASN:HA	5:42:128:PRO:HD3	1.89	0.46
1:13:51:A:OP2	1:13:52:G:H8	1.98	0.46
36:68:9:GLU:OE1	36:68:18:LYS:HE3	2.15	0.46
18:9A:71:LYS:HA	18:9A:74:ARG:HD2	1.97	0.46
26:1H:2102:U:O2	26:1H:2187:G:N2	2.37	0.46
4:3E:25:ARG:NH1	4:3E:30:LYS:HB3	2.29	0.46
47:H8:6:LYS:HE3	47:H8:8:TYR:OH	2.15	0.46
1:1G:1309:G:OP2	13:4A:99:ARG:NH2	2.41	0.46
1:13:1427:U:H2'	1:13:1428:A:C8	2.51	0.46
27:16:71:C:C2	27:16:72:G:C8	3.04	0.46
11:2I:31:THR:HG22	11:2I:42:TRP:HB2	1.96	0.46
44:A5:28:SER:OG	44:A5:31:GLU:HG3	2.15	0.46
44:E8:48:ALA:O	44:E8:52:GLU:HB2	2.15	0.46
34:69:69:LYS:O	34:69:73:GLU:HB2	2.15	0.46
52:M8:43:TYR:CD1	52:M8:44:THR:N	2.83	0.46
1:13:266:G:N2	1:13:269:C:C5	2.84	0.46

Continued on next page...

Continued from previous page...

Atom-1	Atom-2	Interatomic distance (Å)	Clash overlap (Å)
42:C8:91:ASP:O	42:C8:92:ARG:C	2.54	0.46
26:1H:1508:A:OP2	26:1H:1508:A:H8	1.99	0.46
12:3A:41:ARG:HH11	12:3A:41:ARG:CB	2.21	0.46
25:4L:9:G:H2'	25:4L:10:G:H8	1.80	0.46
35:15:102:ALA:O	35:15:106:MET:HG3	2.16	0.46
1:13:658:G:H2'	1:13:659:U:H6	1.81	0.46
46:C5:88:LYS:HG3	46:C5:89:PHE:N	2.29	0.46
1:1G:1296:C:O3'	13:4A:13:LYS:NZ	2.30	0.46
38:88:6:ARG:CG	38:88:7:MET:H	2.25	0.46
23:2L:47:G7M:H3'	23:2L:48:U:C5	2.50	0.46
46:G8:95:LYS:O	46:G8:103:GLY:HA2	2.16	0.46
20:BI:53:LEU:O	20:BI:57:ARG:HB2	2.16	0.46
26:1H:2280:G:C2'	26:1H:2281:C:H5'	2.43	0.46
2:1E:21:ARG:O	2:1E:23:ARG:N	2.49	0.46
1:1G:1256:A:OP2	3:22:26:LYS:NZ	2.33	0.46
48:E5:46:LYS:HA	48:E5:47:PRO:HD3	1.77	0.46
39:98:87:TYR:CE1	39:98:117:VAL:HG12	2.51	0.46
26:14:960:A:C8	26:14:962:G:C8	3.04	0.46
26:14:1257:C:H4'	31:39:83:PHE:CE1	2.51	0.46
26:1H:1705:G:O2'	26:1H:1706:U:H5'	2.16	0.46
2:1E:61:LEU:HD23	2:1E:68:ILE:HD11	1.97	0.46
36:25:1:MET:HB3	36:25:32:TYR:HB3	1.98	0.46
3:2E:58:GLU:HB2	3:2E:65:ALA:CB	2.45	0.46
40:A8:42:ASP:O	40:A8:43:GLU:HB3	2.16	0.46
9:8E:50:LEU:HD12	9:8E:51:ARG:H	1.79	0.46
26:1H:1168:G:C2	26:1H:1182:A:C2	3.03	0.46
26:14:1520:U:H2'	26:14:1521:G:O4'	2.16	0.46
45:F8:26:TYR:O	45:F8:81:VAL:HG12	2.16	0.46
1:1G:552:U:O2'	12:3A:86:ARG:O	2.29	0.46
54:P8:15:THR:HG22	54:P8:16:HIS:CE1	2.51	0.46
26:14:2716:U:H2'	26:14:2717:G:C8	2.51	0.46
34:69:61:ARG:NH1	34:69:64:GLU:HG2	2.30	0.46
28:79:5:LYS:HE2	28:79:5:LYS:HB3	1.80	0.46
24:3L:1:G:N3	24:3L:1:G:H2'	2.31	0.46
26:14:1142:U:O2	26:14:1142:U:H2'	2.16	0.46
37:35:126:VAL:HG12	37:35:147:LEU:HD22	1.98	0.46
23:2K:57:C:O2'	32:41:78:SER:HB2	2.15	0.46
27:1J:65:C:N4	27:1J:108:C:C2	2.83	0.46
26:14:31:C:C2'	26:14:32:C:H5'	2.45	0.46
1:1G:798:G:O6	59:1G:1825:HOH:O	2.17	0.46
26:1H:699:A:H2'	26:1H:700:G:O4'	2.16	0.46

Continued on next page...

Continued from previous page...

Atom-1	Atom-2	Interatomic distance (Å)	Clash overlap (Å)
2:1E:162:ILE:O	2:1E:185:ILE:HG23	2.16	0.46
30:21:57:LYS:HG3	30:21:59:VAL:HG12	1.98	0.46
40:65:61:ASN:O	40:65:65:VAL:HB	2.15	0.46
46:G8:30:VAL:O	46:G8:32:PRO:HD3	2.16	0.46
20:BI:53:LEU:HG	20:BI:102:GLY:HA3	1.98	0.46
34:69:76:THR:HG23	34:69:77:LEU:N	2.31	0.46
1:1G:373:A:C2	1:1G:374:A:C8	3.03	0.46
27:16:15:A:O2'	27:16:109:G:C8	2.61	0.46
26:1H:524:U:H4'	26:1H:554:U:H4'	1.98	0.46
1:13:948:C:O2'	1:13:949:A:H5'	2.16	0.46
33:59:157:TYR:HD1	33:59:172:LYS:HA	1.80	0.46
26:14:1198:U:H5''	26:14:1199:U:OP2	2.16	0.46
26:14:49:A:H4'	26:14:50:U:H5''	1.97	0.46
45:B5:24:GLY:HA3	45:B5:82:GLN:OE1	2.16	0.46
6:5E:24:GLU:HG3	6:5E:28:ARG:NE	2.31	0.46
4:3E:60:GLU:OE2	4:3E:199:ASN:N	2.32	0.46
1:1G:685:G:C2	1:1G:686:U:C4	3.04	0.46
43:D8:62:LEU:HD12	43:D8:62:LEU:HA	1.58	0.46
34:69:92:VAL:HB	34:69:120:ILE:HB	1.97	0.46
7:6E:102:ARG:HG2	7:6E:106:GLN:OE1	2.16	0.46
29:11:26:LYS:HG3	29:11:81:ALA:CB	2.46	0.46
1:1G:1371:G:OP2	9:82:11:LYS:HG2	2.16	0.46
4:32:24:GLU:HG2	4:32:25:ARG:H	1.81	0.46
31:39:65:TRP:CZ3	31:39:72:ARG:HB3	2.50	0.46
1:1G:1298:C:HO2'	1:1G:1299:A:P	2.39	0.46
33:51:10:PRO:C	33:51:11:VAL:HG22	2.37	0.46
26:1H:248:G:H5'	26:1H:250:G:N7	2.30	0.46
1:13:1346:A:C4	7:6E:10:ARG:NH2	2.84	0.46
29:19:133:LEU:HD13	29:19:173:VAL:CG1	2.44	0.46
30:21:48:GLN:OE1	30:21:77:ILE:HD13	2.15	0.46
1:1G:1015:A:C6	1:1G:1016:A:C5	3.04	0.46
1:13:1226:C:OP2	13:4I:103:THR:OG1	2.19	0.46
29:19:71:ASP:CG	29:19:103:ARG:HH22	2.18	0.46
13:4A:8:GLU:OE2	13:4A:10:PRO:HD3	2.16	0.46
1:1G:1129:C:H5	1:1G:1141:C:N4	2.14	0.46
26:14:1059:G:H2'	26:14:1060:U:C4	2.51	0.46
3:22:16:ARG:NH2	3:22:181:ASN:HD22	2.14	0.46
27:1J:2:C:H2'	27:1J:3:C:H6	1.81	0.46
1:1G:324:G:C8	59:1G:1858:HOH:O	2.69	0.46
7:62:27:ILE:HD12	7:62:40:ALA:HA	1.97	0.46
1:1G:1122:U:C4	1:1G:1123:A:N7	2.84	0.46

Continued on next page...

Continued from previous page...

Atom-1	Atom-2	Interatomic distance (Å)	Clash overlap (Å)
1:13:547:A:H4'	1:13:548:G:O5'	2.15	0.46
6:52:7:ASN:N	6:52:7:ASN:OD1	2.47	0.46
28:71:194:ARG:NH2	28:71:226:PRO:O	2.39	0.46
34:69:93:THR:HB	34:69:96:ASP:H	1.81	0.46
26:1H:910:A:H62	38:88:12:GLN:HA	1.81	0.46
26:14:19:C:H2'	26:14:20:C:H6	1.81	0.46
2:12:54:THR:HA	2:12:57:PHE:CD2	2.51	0.46
3:2E:58:GLU:HB2	3:2E:65:ALA:HB3	1.98	0.46
19:AI:5:LEU:HD13	19:AI:5:LEU:HA	1.55	0.46
27:16:31:C:H2'	27:16:32:C:H6	1.81	0.46
18:9A:37:VAL:O	18:9A:41:LYS:N	2.31	0.46
1:1G:1182:G:H5'	1:1G:1183:A:H5''	1.98	0.46
26:14:656:G:H2'	26:14:657:U:O4'	2.16	0.46
1:1G:646:U:H2'	1:1G:647:C:C6	2.50	0.46
26:1H:822:U:O2'	26:1H:823:G:H5'	2.15	0.46
41:75:57:PHE:HA	41:75:79:HIS:CD2	2.51	0.46
26:1H:1161:C:H1'	43:D8:8:GLY:O	2.16	0.46
38:45:2:LEU:O	38:45:70:PRO:HG2	2.16	0.46
32:49:96:ARG:O	32:49:97:ASP:HB2	2.16	0.46
17:8A:40:LYS:HD3	17:8A:42:TYR:CZ	2.50	0.46
39:98:27:SER:HB3	39:98:34:ILE:CD1	2.45	0.46
12:3I:113:ARG:HH21	12:3I:116:SER:HB2	1.80	0.46
26:1H:2504:U:P	59:1H:3690:HOH:O	2.74	0.46
26:1H:2056:G:C8	59:1H:3623:HOH:O	2.53	0.46
26:1H:761:A:P	59:1H:4055:HOH:O	2.74	0.46
26:14:690:G:P	59:14:3524:HOH:O	2.71	0.46
14:5A:29:ARG:HB2	14:5A:29:ARG:HE	1.37	0.46
26:14:2346:A:H5'	26:14:2383:G:H1'	1.98	0.46
9:82:5:TYR:OH	9:82:16:ARG:HG2	2.16	0.46
24:3K:53:G:H1	24:3K:61:C:N4	2.14	0.46
1:1G:108:G:O6	20:BA:15:ARG:HD2	2.16	0.46
1:13:651:C:H2'	1:13:652:U:C6	2.51	0.46
24:3L:62:C:O4'	28:79:52:ARG:NH2	2.49	0.46
2:12:56:ARG:NH2	2:12:60:ASP:OD2	2.49	0.46
50:K8:55:ARG:O	50:K8:58:ALA:HB3	2.15	0.46
26:14:1830:C:O5'	26:14:1830:C:H6	1.98	0.46
32:49:91:ARG:HB3	32:49:91:ARG:HE	1.35	0.46
46:C5:82:PRO:HA	46:C5:99:CYS:HB2	1.97	0.46
47:H8:44:PHE:CE2	47:H8:86:VAL:HG11	2.51	0.46
13:4A:8:GLU:HG2	13:4A:9:ILE:H	1.80	0.46
46:G8:97:ARG:HH22	46:G8:104:GLY:HA3	1.80	0.46

Continued on next page...

Continued from previous page...

Atom-1	Atom-2	Interatomic distance (Å)	Clash overlap (Å)
26:1H:329:G:H4'	26:1H:330:A:OP2	2.14	0.46
26:14:255:A:C6	26:14:256:A:C5	3.04	0.46
26:1H:724:U:H2'	26:1H:725:G:O4'	2.16	0.46
6:5E:61:LEU:HD23	6:5E:63:TYR:CE1	2.50	0.46
26:1H:1705:G:C6	26:1H:1706:U:N3	2.84	0.46
26:14:1644:C:H2'	26:14:1645:G:H5'	1.97	0.46
37:78:84:ASN:ND2	37:78:117:GLU:HB3	2.30	0.46
26:14:729:G:P	29:19:208:LYS:HZ3	2.38	0.46
22:1L:53:G:O3'	38:45:56:ARG:NH1	2.49	0.46
5:42:105:VAL:HG21	5:42:128:PRO:HB3	1.97	0.46
26:14:2177:C:H4'	28:79:44:HIS:HB2	1.97	0.46
1:1G:1372:U:OP1	9:82:72:GLY:N	2.49	0.46
26:14:483:A:H4'	46:C5:49:VAL:HA	1.97	0.46
1:1G:601:C:H2'	1:1G:602:A:C8	2.51	0.46
16:7A:14:ASN:OD1	16:7A:42:ARG:NH2	2.49	0.46
1:1G:131:C:H2'	1:1G:132:C:C6	2.51	0.46
27:1J:103:U:O2'	47:D5:72:ARG:HG3	2.16	0.46
37:78:76:LYS:HA	37:78:76:LYS:HD2	1.63	0.46
1:1G:996:A:OP2	1:1G:996:A:H8	1.99	0.46
11:2I:78:GLN:O	11:2I:103:LEU:HA	2.16	0.46
55:M5:6:THR:HG22	55:M5:64:TYR:HD2	1.81	0.46
26:1H:989:G:OP1	26:1H:1157:G:O2'	2.31	0.46
26:14:1098:A:H3'	26:14:1099:G:C8	2.50	0.46
26:1H:1597:A:H5''	26:1H:1598:C:OP1	2.16	0.45
52:M8:38:LYS:HA	52:M8:42:PHE:CZ	2.50	0.45
17:8I:67:LYS:CA	17:8I:70:ARG:HH12	2.18	0.45
26:14:1210:A:H5'	26:14:1210:A:H8	1.80	0.45
26:1H:847:U:P	59:1H:3629:HOH:O	2.70	0.45
26:14:2287:A:H2	26:14:2346:A:C2	2.34	0.45
38:45:21:THR:HG21	38:45:101:ARG:HD3	1.98	0.45
4:3E:107:ARG:HH22	4:3E:194:LEU:CD2	2.22	0.45
41:B8:24:PRO:HA	41:B8:49:VAL:HG22	1.97	0.45
32:49:125:PHE:CE1	32:49:131:TYR:HB2	2.51	0.45
1:13:191:G:C6	1:13:192:U:C4	3.03	0.45
14:5A:23:ARG:HH11	14:5A:28:GLY:HA2	1.82	0.45
1:1G:1053:G:C2	1:1G:1199:U:N3	2.84	0.45
50:K8:14:ARG:CB	50:K8:15:LYS:HZ3	2.27	0.45
2:12:91:PRO:CG	2:12:155:LEU:HG	2.45	0.45
26:14:92:G:H2'	26:14:93:C:H6	1.81	0.45
40:65:88:ASP:HB3	40:65:89:ARG:H	1.49	0.45
29:19:85:ASP:HB2	29:19:92:ILE:HD13	1.98	0.45

Continued on next page...

Continued from previous page...

Atom-1	Atom-2	Interatomic distance (Å)	Clash overlap (Å)
9:8E:28:VAL:HA	9:8E:63:ILE:O	2.15	0.45
55:M5:14:VAL:HG13	55:M5:22:VAL:HG13	1.98	0.45
21:1F:5:ASP:O	21:1F:8:THR:HG22	2.16	0.45
2:12:71:VAL:HG23	2:12:165:VAL:HG13	1.98	0.45
13:4A:33:ALA:O	13:4A:37:THR:OG1	2.18	0.45
26:14:631:A:H5''	26:14:632:A:OP2	2.15	0.45
30:29:1:MET:HG3	30:29:200:GLU:OE2	2.16	0.45
28:71:212:VAL:CG2	28:71:226:PRO:HG3	2.46	0.45
1:13:645:C:H2'	1:13:646:U:O4'	2.16	0.45
1:1G:464:G:C6	1:1G:466:C:H5'	2.50	0.45
32:49:107:LEU:HA	32:49:111:LEU:HD13	1.99	0.45
1:1G:777:A:C2	11:2A:119:CYS:HB3	2.50	0.45
1:13:724:G:C2	1:13:725:G:C8	3.04	0.45
50:K8:64:LEU:HD21	50:K8:68:ARG:NH1	2.31	0.45
26:1H:1093:G:H1'	26:1H:1099:G:H22	1.81	0.45
16:7I:37:GLY:HA3	16:7I:50:LYS:O	2.15	0.45
26:14:2121:G:H1	26:14:2177:C:H42	1.65	0.45
3:22:164:ARG:HB2	25:4L:25:A:C2	2.51	0.45
26:14:942:G:P	59:14:3648:HOH:O	2.74	0.45
42:C8:19:LYS:O	42:C8:22:LYS:HB2	2.17	0.45
14:5A:37:PHE:CE1	14:5A:53:LEU:HD13	2.50	0.45
13:4I:80:ARG:NH1	19:AI:65:ASN:O	2.49	0.45
26:14:911:A:H2'	38:45:9:TYR:OH	2.16	0.45
26:1H:2224:G:H4'	26:1H:2226:C:C2	2.51	0.45
44:E8:27:LYS:HB3	44:E8:31:GLU:HG3	1.98	0.45
39:98:9:LYS:HA	39:98:17:ARG:NE	2.31	0.45
22:1K:69:A:O2'	22:1K:70:C:O5'	2.27	0.45
1:1G:231:G:C2	1:1G:232:G:C8	3.03	0.45
26:1H:270(R):G:H2'	26:1H:270(S):G:C8	2.52	0.45
26:14:2291:U:H5''	26:14:2380:C:O2'	2.17	0.45
22:1L:10:G:H8	22:1L:10:G:O5'	1.98	0.45
4:32:31:CYS:O	4:32:32:ALA:HB3	2.16	0.45
26:1H:859:G:H5'	26:1H:2268:A:O2'	2.16	0.45
30:29:52:LEU:HA	30:29:53:PRO:HD2	1.78	0.45
26:14:94:G:N3	50:G5:47:ASN:ND2	2.65	0.45
20:BA:41:ILE:HG21	20:BA:87:LYS:HD2	1.98	0.45
47:H8:128:VAL:HG12	47:H8:161:VAL:HB	1.98	0.45
24:3L:58:A:O2'	24:3L:59:A:O5'	2.29	0.45
46:C5:104:GLY:HA2	46:C5:105:ALA:HA	1.64	0.45
26:1H:1493:C:C6	26:1H:1493:C:H5''	2.45	0.45
41:B8:13:ARG:HB2	41:B8:13:ARG:NH1	2.30	0.45

Continued on next page...

Continued from previous page...

Atom-1	Atom-2	Interatomic distance (Å)	Clash overlap (Å)
26:1H:76:C:O2'	26:1H:77:C:H5'	2.16	0.45
40:65:23:ARG:HH22	40:65:84:GLN:CD	2.20	0.45
1:1G:114:U:H2'	1:1G:115:G:H8	1.80	0.45
1:13:838:G:H1	1:13:848:C:N4	2.14	0.45
26:1H:72:U:P	59:1H:3732:HOH:O	2.72	0.45
26:14:1059:G:H2'	26:14:1060:U:C5	2.52	0.45
31:39:170:LEU:HD22	31:39:172:TRP:NE1	2.29	0.45
44:E8:88:ARG:NH1	44:E8:94:ASP:OD2	2.49	0.45
46:G8:42:VAL:HG23	46:G8:43:ASN:H	1.79	0.45
32:49:151:ALA:HB3	32:49:153:ARG:NH1	2.31	0.45
26:14:323:G:O2'	26:14:1205:U:N3	2.21	0.45
41:75:36:GLU:O	41:75:36:GLU:HG2	2.17	0.45
26:1H:651:G:OP1	55:Q8:19:SER:OG	2.20	0.45
26:14:817:C:C5	26:14:818:G:N7	2.85	0.45
26:14:2150:U:H2'	26:14:2151:G:C8	2.51	0.45
40:A8:27:SER:HA	40:A8:88:ASP:CB	2.46	0.45
1:13:631:G:O2'	1:13:632:A:H8	1.98	0.45
29:19:70:TRP:CH2	29:19:150:LYS:HA	2.51	0.45
26:1H:928:G:C8	59:1H:3888:HOH:O	2.69	0.45
7:6E:149:ARG:HG2	11:2I:59:TYR:CZ	2.51	0.45
30:29:66:HIS:CG	30:29:67:PHE:N	2.84	0.45
26:1H:1260:G:C6	26:1H:1261:C:C4	3.05	0.45
32:49:47:LYS:HD2	32:49:81:LYS:HB2	1.98	0.45
2:1E:114:ARG:O	2:1E:118:LEU:HB2	2.16	0.45
1:13:1499:A:O2'	1:13:1520:G:H5'	2.15	0.45
7:6E:92:SER:O	7:6E:96:GLN:HG3	2.16	0.45
31:39:21:ALA:C	31:39:23:ASP:H	2.19	0.45
47:H8:105:VAL:O	47:H8:140:ASP:HA	2.16	0.45
48:I8:42:GLY:C	48:I8:57:PHE:HD2	2.19	0.45
32:41:83:ARG:H	32:41:86:MET:CE	2.29	0.45
26:1H:2243:U:H2'	26:1H:2244:U:C6	2.51	0.45
26:14:2632:A:O2'	26:14:2811:G:O2'	2.14	0.45
26:1H:2065:C:H2'	26:1H:2066:C:C6	2.51	0.45
22:1L:34:U8U:HN3	25:4L:21:G:H22	1.64	0.45
1:13:1072:G:C5	1:13:1073:U:C4	3.05	0.45
14:5I:44:LEU:HD12	14:5I:44:LEU:O	2.16	0.45
38:45:30:GLY:HA2	38:45:107:ALA:HB2	1.97	0.45
26:1H:2453:A:H2'	26:1H:2454:G:O4'	2.17	0.45
1:1G:1164:G:O6	1:1G:1172:C:N4	2.49	0.45
26:1H:111:A:H4'	50:K8:69:ARG:NH2	2.31	0.45
29:11:28:GLU:HA	29:11:28:GLU:OE1	2.16	0.45

Continued on next page...

Continued from previous page...

Atom-1	Atom-2	Interatomic distance (Å)	Clash overlap (Å)
26:14:599:G:H5''	26:14:599:G:H8	1.80	0.45
26:14:1593:G:H2'	26:14:1594:G:H8	1.79	0.45
24:3L:3:G:H2'	24:3L:4:U:O4'	2.17	0.45
27:1J:93:C:H2'	27:1J:94:C:C6	2.52	0.45
26:1H:442:G:C6	26:1H:444:C:N4	2.84	0.45
1:1G:1176:A:C6	1:1G:1177:G:C6	3.04	0.45
26:14:1021:A:H3'	26:14:1021:A:C8	2.51	0.45
26:14:1021:A:H8	26:14:1021:A:H3'	1.80	0.45
2:12:190:THR:O	2:12:191:ASP:HB3	2.16	0.45
26:14:2345:G:N3	26:14:2381:C:H2'	2.31	0.45
47:D5:69:THR:HB	47:D5:88:PHE:HB3	1.98	0.45
41:B8:11:GLU:OE1	41:B8:57:PHE:HB3	2.17	0.45
1:1G:1198:G:H2'	1:1G:1199:U:H6	1.81	0.45
1:13:438:G:O6	59:13:1836:HOH:O	2.20	0.45
5:42:122:GLU:HG2	5:42:131:ILE:HD12	1.97	0.45
3:22:94:LEU:H	3:22:94:LEU:HG	1.50	0.45
26:1H:1156:A:C8	42:C8:51:LYS:HG2	2.51	0.45
38:88:21:THR:OG1	38:88:101:ARG:HB2	2.17	0.45
26:14:2432:A:C2	49:F5:35:THR:HG22	2.51	0.45
26:14:996:A:N3	26:14:997:G:C8	2.84	0.45
1:1G:1129:C:C4	1:1G:1139:G:N1	2.84	0.45
26:1H:2845:G:H5''	41:B8:55:ASN:HA	1.97	0.45
26:14:1259:G:H2'	26:14:1260:G:H8	1.82	0.45
26:14:1181:C:H2'	26:14:1182:A:H8	1.82	0.45
26:14:2115:G:N2	26:14:2116:G:N7	2.64	0.45
7:6E:120:ILE:O	7:6E:124:LEU:HB2	2.16	0.45
26:1H:155:C:H5'	26:1H:161:U:OP2	2.16	0.45
36:25:31:LYS:HB3	36:25:32:TYR:CE2	2.51	0.45
30:29:50:GLY:HA2	30:29:78:LEU:CB	2.46	0.45
37:78:80:TYR:CE1	37:78:111:ARG:HD3	2.52	0.45
26:1H:1277:G:O2'	39:98:24:GLN:NE2	2.42	0.45
26:1H:744:G:OP1	59:1H:3777:HOH:O	2.21	0.45
1:13:123:C:OP1	1:13:312:C:H5'	2.16	0.45
12:3I:123:LYS:H	12:3I:123:LYS:HG2	1.45	0.45
1:13:1312:G:H5'	19:AI:5:LEU:HD23	1.97	0.45
1:1G:719:C:N4	18:9A:71:LYS:HE2	2.31	0.45
1:13:1443:G:N7	41:B8:118:ARG:HG3	2.31	0.45
1:13:105:G:H2'	1:13:106:C:C6	2.51	0.45
26:1H:1635:G:N2	59:1H:4023:HOH:O	2.49	0.45
47:H8:40:ASP:OD2	47:H8:43:GLU:HG3	2.16	0.45
26:1H:1001:A:H2'	26:1H:1002:G:O4'	2.16	0.45

Continued on next page...

Continued from previous page...

Atom-1	Atom-2	Interatomic distance (Å)	Clash overlap (Å)
4:32:117:ALA:O	4:32:121:VAL:HG23	2.15	0.45
27:1J:29:A:H5"	27:1J:30:C:OP2	2.15	0.45
22:1L:1:G:N3	22:1L:1:G:H2'	2.32	0.45
49:J8:81:LYS:HD2	49:J8:81:LYS:N	2.31	0.45
34:61:10:GLU:O	34:61:10:GLU:HG3	2.16	0.45
26:14:214:G:OP1	26:14:214:G:H4'	2.16	0.45
33:51:105:LEU:HD23	33:51:105:LEU:H	1.81	0.45
31:39:34:TRP:CZ3	37:35:8:PRO:HB3	2.52	0.45
7:6E:101:LEU:O	7:6E:105:VAL:HG23	2.16	0.45
29:11:28:GLU:N	29:11:29:PRO:HD2	2.31	0.45
29:11:26:LYS:HG3	29:11:81:ALA:HB1	1.97	0.45
26:1H:1380:G:N2	26:1H:1570:A:C2	2.83	0.45
26:1H:2751:G:C6	33:51:3:ARG:HD2	2.51	0.45
48:I8:10:THR:O	48:I8:11:ARG:HB2	2.16	0.45
1:13:976:G:H5'	1:13:1358:U:O2'	2.17	0.45
1:13:749:C:H2'	1:13:750:G:H8	1.82	0.45
26:14:459:U:H5"	54:L5:40:TRP:CG	2.51	0.45
26:1H:2361:A:O5'	55:Q8:27:THR:OG1	2.35	0.45
26:14:2147:G:H2'	26:14:2148:G:H4'	1.99	0.45
1:1G:1160:G:H2'	1:1G:1161:C:H6	1.82	0.45
19:AA:7:LYS:HG3	19:AA:7:LYS:H	1.55	0.45
26:1H:139:G:N2	26:1H:141:A:N1	2.63	0.45
1:13:558:G:H2'	1:13:559:A:H2	1.81	0.45
26:1H:2292:C:P	40:A8:17:ARG:NH2	2.90	0.45
34:61:69:LYS:O	34:61:73:GLU:HB2	2.17	0.45
8:7E:14:ARG:O	8:7E:18:ARG:HD2	2.15	0.45
26:1H:1388:G:H2'	26:1H:1389:G:H8	1.81	0.45
46:G8:28:LYS:HZ1	46:G8:40:GLU:HG3	1.81	0.45
18:9A:36:ASN:HB2	18:9A:38:GLU:OE1	2.16	0.45
2:12:166:ASP:CG	2:12:169:LYS:HB2	2.36	0.45
3:22:15:THR:OG1	3:22:16:ARG:N	2.47	0.45
1:1G:1072:G:C6	1:1G:1073:U:N3	2.84	0.45
26:14:323:G:HO2'	26:14:1205:U:H3	0.63	0.45
55:M5:8:LYS:HD3	55:M5:8:LYS:HA	1.67	0.45
43:95:4:ILE:O	43:95:37:VAL:O	2.33	0.45
26:1H:910:A:H2'	26:1H:911:A:C8	2.51	0.45
26:1H:44:A:C2'	26:1H:45:G:H5'	2.47	0.45
1:13:1023:G:H3'	1:13:1024:G:H5"	1.98	0.45
1:13:606:G:H2'	1:13:630:G:O6	2.16	0.45
54:L5:19:ARG:HG2	54:L5:19:ARG:HH11	1.81	0.45
1:1G:404:U:OP1	4:32:118:ARG:NH1	2.24	0.45

Continued on next page...

Continued from previous page...

Atom-1	Atom-2	Interatomic distance (Å)	Clash overlap (Å)
26:1H:2432:A:C5	49:J8:33:LYS:HG2	2.51	0.45
53:N8:20:ARG:HG2	53:N8:23:HIS:ND1	2.31	0.45
4:32:189:PRO:HB2	4:32:194:LEU:HD21	1.98	0.45
26:14:2310:A:C8	32:49:77:ILE:HD13	2.51	0.45
1:13:264:U:O2'	17:8I:64:PRO:HD2	2.17	0.45
36:25:76:ALA:HB3	41:75:75:ILE:HB	1.99	0.45
33:59:68:THR:HA	33:59:71:LEU:HD22	1.98	0.45
43:D8:6:LYS:O	43:D8:6:LYS:HG3	2.16	0.45
29:19:64:ILE:HD13	29:19:64:ILE:HG21	1.75	0.45
4:3E:124:GLY:HA3	4:3E:132:ARG:CZ	2.47	0.45
1:1G:348:G:N2	1:1G:349:A:H1'	2.31	0.45
26:1H:1066:U:H2'	26:1H:1068:G:OP2	2.16	0.45
2:1E:209:ARG:HD2	2:1E:239:VAL:HG13	1.99	0.45
4:32:18:LYS:HZ3	4:32:31:CYS:CB	2.29	0.45
26:14:674:G:O2'	31:39:74:ARG:HG3	2.17	0.45
4:3E:162:LEU:O	4:3E:165:MET:N	2.48	0.45
2:1E:109:SER:HB3	2:1E:156:LYS:NZ	2.32	0.45
1:13:587:G:H3'	59:13:1805:HOH:O	2.16	0.45
31:39:192:LEU:O	31:39:193:VAL:HG23	2.17	0.45
1:1G:1324:A:H4'	1:1G:1362:C:H4'	1.99	0.45
26:1H:1455:G:OP2	59:1H:3700:HOH:O	2.21	0.45
34:61:95:LYS:HA	34:61:111:PRO:HG3	1.97	0.45
50:K8:15:LYS:NZ	50:K8:67:LYS:HZ3	2.14	0.45
1:13:658:G:H2'	1:13:659:U:C6	2.52	0.45
26:1H:1006:C:H1'	35:58:106:MET:CE	2.47	0.45
47:H8:109:ALA:H	47:H8:112:ARG:HG3	1.80	0.45
41:B8:12:SER:HB2	41:B8:15:VAL:N	2.30	0.45
1:13:232:G:H2'	1:13:233:C:C6	2.51	0.45
1:1G:998(A):C:H2'	1:1G:999:U:C6	2.52	0.45
40:A8:30:ARG:HG3	40:A8:30:ARG:O	2.16	0.45
1:13:418:C:O2'	1:13:540:G:H1'	2.16	0.45
2:12:127:ILE:HD13	2:12:130:ARG:NH2	2.31	0.45
39:55:24:GLN:HB3	39:55:44:LEU:HD11	1.99	0.45
55:Q8:51:ALA:HB1	55:Q8:52:LYS:CA	2.46	0.45
27:1J:3:C:H2'	27:1J:4:C:H6	1.79	0.45
26:1H:644:A:C2	26:1H:646:A:C4	3.05	0.45
45:F8:5:TYR:O	50:K8:36:ARG:NH2	2.49	0.45
31:31:199:TRP:NE1	31:31:203:GLN:NE2	2.65	0.45
35:15:30:ILE:HG22	35:15:34:LEU:HD22	1.98	0.45
26:1H:1684:C:N3	26:1H:1705:G:C2	2.85	0.45
30:21:111:ARG:HG2	30:21:111:ARG:H	1.65	0.45

Continued on next page...

Continued from previous page...

Atom-1	Atom-2	Interatomic distance (Å)	Clash overlap (Å)
12:3I:60:LEU:HD13	12:3I:61:THR:H	1.82	0.45
18:9A:29:PHE:HD1	18:9A:29:PHE:N	2.15	0.45
31:39:158:THR:OG1	31:39:159:GLY:N	2.50	0.45
45:F8:41:ASN:OD1	45:F8:41:ASN:N	2.49	0.45
44:E8:57:ASN:O	44:E8:61:ASN:HB2	2.17	0.45
26:1H:845:G:H2'	26:1H:845:G:N3	2.31	0.45
26:14:2850:A:C2	26:14:2851:A:C4	3.04	0.45
1:1G:818:G:O2'	1:1G:819:A:H5'	2.17	0.45
26:1H:2473:U:O2'	26:1H:2474:C:H5'	2.16	0.45
26:1H:1443:G:C2	26:1H:1549:C:N3	2.85	0.45
26:1H:355:G:H2'	26:1H:356:G:H8	1.82	0.45
29:19:244:ARG:HB2	29:19:245:PRO:CD	2.46	0.45
29:19:147:LEU:HD22	29:19:147:LEU:HA	1.81	0.45
41:B8:97:ALA:HB1	41:B8:98:LYS:HE2	1.99	0.45
5:42:48:ALA:HB2	5:42:57:LYS:HD3	1.99	0.45
2:1E:134:GLU:OE1	2:1E:137:ARG:NH1	2.50	0.45
35:15:127:ASP:HB2	35:15:128:HIS:H	1.49	0.45
50:K8:32:LEU:HD11	50:K8:54:LYS:HG3	1.99	0.45
26:14:2835:A:N7	59:14:3744:HOH:O	2.36	0.45
24:3L:26:A:N6	24:3L:27:G:C6	2.85	0.45
19:AI:3:ARG:CZ	19:AI:9:VAL:HG11	2.46	0.45
26:14:2124:G:H2'	26:14:2124:G:N3	2.32	0.45
26:1H:1509:C:HO2'	26:1H:1510:A:P	2.32	0.45
26:14:607:U:OP1	31:39:102:PRO:HA	2.16	0.45
9:82:16:ARG:HH21	9:82:64:THR:HG21	1.82	0.45
30:21:105:THR:HG22	30:21:106:GLY:N	2.23	0.45
1:1G:1534:A:H2'	1:1G:1534:A:N3	2.32	0.45
26:1H:2122:U:H2'	26:1H:2123:G:C8	2.52	0.45
26:1H:2154:G:H2'	26:1H:2155:G:C8	2.52	0.45
55:M5:40:GLU:H	55:M5:43:GLN:HB3	1.82	0.45
4:32:173:TRP:HB3	4:32:187:ARG:NH1	2.27	0.45
8:72:120:THR:HG23	8:72:122:ARG:N	2.32	0.45
26:14:2574:G:O2'	30:29:143:ASN:HB3	2.16	0.45
40:65:106:ARG:HG3	40:65:106:ARG:H	1.51	0.45
26:14:1309:G:H4'	54:L5:7:PRO:HB2	1.99	0.45
3:22:39:ILE:HG21	3:22:57:ILE:HD11	1.97	0.45
31:31:130:ALA:C	31:31:132:VAL:H	2.20	0.45
9:8E:79:LEU:HD21	9:8E:103:THR:O	2.16	0.45
26:1H:811:U:O2'	37:78:21:ARG:HG3	2.17	0.45
1:13:406:G:N2	4:3E:119:GLN:OE1	2.49	0.45
26:1H:1387:C:C2	26:1H:1388:G:C8	3.04	0.45

Continued on next page...

Continued from previous page...

Atom-1	Atom-2	Interatomic distance (Å)	Clash overlap (Å)
1:1G:345:C:H4'	1:1G:346:G:O5'	2.16	0.45
26:1H:2862:G:C5	26:1H:2863:C:C5	3.05	0.45
7:62:108:ALA:O	7:62:111:ARG:HG3	2.16	0.45
1:1G:1326:C:H2'	1:1G:1327:C:C6	2.52	0.45
47:D5:40:ASP:OD1	47:D5:43:GLU:N	2.38	0.45
48:E5:47:PRO:HG3	48:E5:53:MET:HB2	1.98	0.45
26:1H:1336:A:H2'	26:1H:1337:G:C8	2.51	0.45
1:13:1030:C:H2'	1:13:1031:G:H8	1.82	0.45
26:1H:2162:G:H2'	26:1H:2163:C:C6	2.52	0.45
1:1G:179:A:H2'	1:1G:180:U:H6	1.80	0.45
1:13:1210:C:H2'	1:13:1211:U:H5'	1.99	0.45
26:14:1190:G:H2'	26:14:1191:G:H8	1.81	0.45
38:45:7:MET:HE2	38:45:9:TYR:O	2.17	0.45
29:19:147:LEU:HD23	29:19:155:LEU:HD13	1.99	0.45
13:4I:4:ILE:HG23	13:4I:57:ARG:HA	1.99	0.45
26:14:916:G:C2'	26:14:917:A:H5''	2.46	0.45
26:14:699:A:H2'	26:14:700:G:O4'	2.16	0.45
3:2E:6:HIS:CD2	14:5I:49:HIS:HB3	2.51	0.45
1:1G:35:G:C2	1:1G:550:G:N3	2.85	0.45
26:14:2686:G:H5''	59:14:3779:HOH:O	2.16	0.45
26:1H:2018:G:H2'	26:1H:2019:A:C8	2.51	0.45
1:13:1203:C:H2'	1:13:1204:A:O4'	2.16	0.45
8:7E:75:ARG:HA	8:7E:76:PRO:HD2	1.76	0.45
2:12:82:ARG:NE	2:12:92:TYR:OH	2.49	0.45
12:3A:93:LEU:HB3	12:3A:96:VAL:HG21	1.98	0.45
35:15:67:LEU:O	35:15:88:GLU:HG3	2.16	0.45
26:14:2552:U:O5'	26:14:2552:U:H6	2.00	0.45
44:A5:95:ILE:HD12	44:A5:95:ILE:O	2.16	0.45
26:1H:311:A:C6	26:1H:328:U:C4	3.05	0.45
1:13:1189:C:O2	59:13:1839:HOH:O	2.21	0.45
46:C5:36:ALA:HA	46:C5:67:LEU:O	2.17	0.45
26:14:2488:A:H2'	26:14:2489:G:O4'	2.16	0.45
26:1H:1568:G:H5''	29:11:61:LEU:HD22	1.96	0.45
26:1H:1570:A:H5'	29:11:37:LEU:HD21	1.99	0.45
2:1E:16:HIS:NE2	2:1E:214:ILE:HD11	2.32	0.45
26:1H:2595:G:H5''	26:1H:2596:U:OP2	2.17	0.45
1:1G:1118:C:P	9:82:104:ARG:HE	2.40	0.45
33:51:153:LYS:HB2	33:51:155:SER:N	2.21	0.45
30:29:12:THR:HG22	41:75:58:ASN:OD1	2.17	0.45
26:14:990:A:H8	26:14:990:A:C5'	2.24	0.45
22:1K:7:U:H3	22:1K:66:A:H61	1.65	0.45

Continued on next page...

Continued from previous page...

Atom-1	Atom-2	Interatomic distance (Å)	Clash overlap (Å)
1:1G:984:C:H2'	1:1G:985:C:C6	2.52	0.45
26:14:2439:A:C8	26:14:2439:A:H5'	2.52	0.45
26:14:602:G:OP2	26:14:602:G:C8	2.70	0.45
1:1G:176:C:O2'	1:1G:177:C:H5'	2.16	0.45
13:4I:13:LYS:HA	13:4I:13:LYS:NZ	2.32	0.45
33:59:54:ARG:NE	33:59:56:SER:O	2.47	0.45
1:1G:1162:C:N4	1:1G:1174:G:H1	2.08	0.45
30:21:31:CYS:HA	30:21:32:PRO:HD3	1.59	0.45
1:13:428:G:C8	1:13:430:A:C4	3.04	0.45
29:19:45:ASN:HB3	29:19:46:GLN:H	1.41	0.45
26:1H:1045:A:C8	26:1H:1047:G:C2	3.05	0.45
1:13:1223:C:OP1	19:AI:78:ARG:NH1	2.49	0.45
26:1H:1171:G:C5	26:1H:1174:A:N6	2.85	0.45
8:72:68:ARG:NH1	8:72:69:ARG:O	2.47	0.45
26:14:395:U:H2'	26:14:396:G:C8	2.51	0.45
26:14:1048:A:H8	26:14:1110:G:H22	1.65	0.45
26:14:1826:G:H4'	29:19:242:ARG:CZ	2.47	0.45
29:11:75:ILE:HD13	29:11:99:ASP:OD2	2.16	0.45
1:13:1014:A:H4'	19:AI:14:HIS:NE2	2.32	0.45
27:16:15:A:C5'	27:16:16:G:C8	3.00	0.45
1:1G:942:G:C2	1:1G:1342:C:C2	3.04	0.45
15:6I:53:HIS:HE1	15:6I:57:LEU:HD11	1.82	0.45
1:1G:560:U:H4'	1:1G:561:U:O5'	2.16	0.45
16:7A:74:LEU:HD12	16:7A:79:VAL:HG21	1.98	0.45
20:BA:64:ASP:OD1	20:BA:81:LYS:HD2	2.16	0.45
40:A8:72:ALA:O	40:A8:76:LYS:HG3	2.16	0.45
1:1G:641:U:O3'	1:1G:642:A:H8	1.99	0.45
26:14:2557:G:H2'	26:14:2558:C:H6	1.82	0.45
1:13:13:U:O2	1:13:914:A:H3'	2.17	0.45
26:1H:2101:G:H2'	26:1H:2102:U:O4'	2.16	0.45
26:1H:684:G:OP1	54:P8:16:HIS:ND1	2.45	0.45
26:1H:1268:A:C2	26:1H:2013:A:C4	3.04	0.45
32:41:45:GLU:H	32:41:45:GLU:HG2	1.47	0.45
47:H8:45:ASP:OD2	47:H8:49:ARG:NH1	2.33	0.45
26:14:438:G:H2'	26:14:439:G:H8	1.81	0.45
27:1J:118:G:C5	27:1J:119:A:N7	2.85	0.45
41:B8:65:LYS:HE2	41:B8:67:SER:HB2	1.98	0.45
26:1H:2414:G:H21	37:78:67:MET:HE3	1.82	0.45
24:3K:26:A:H2'	24:3K:27:G:H5'	1.98	0.45
1:1G:1304:G:N1	1:1G:1332:A:OP2	2.44	0.45
41:B8:20:PRO:HG2	41:B8:86:ILE:O	2.16	0.45

Continued on next page...

Continued from previous page...

Atom-1	Atom-2	Interatomic distance (Å)	Clash overlap (Å)
36:25:91:LEU:HA	36:25:91:LEU:HD13	1.78	0.45
12:31:102:ARG:HE	12:31:102:ARG:HB3	1.46	0.45
26:14:1807:G:N2	26:14:1810:A:OP2	2.45	0.45
34:61:133:HIS:HB2	34:61:134:PRO:HD2	1.99	0.45
26:1H:2079:U:O3'	49:J8:35:THR:HB	2.17	0.45
29:19:272:ALA:HB1	29:19:273:ARG:H	1.43	0.45
49:F5:2:SER:O	49:F5:4:VAL:HG13	2.17	0.45
1:1G:625:G:C4	1:1G:626:U:C5	3.05	0.45
21:1B:5:ASP:O	21:1B:8:THR:HG22	2.17	0.45
1:1G:1300:G:O2'	1:1G:1301:U:P	2.75	0.45
26:1H:324:A:C2'	26:1H:325:G:H5'	2.46	0.45
26:1H:2123:G:H1'	28:71:172:HIS:HB3	1.99	0.45
1:13:1058:G:C6	1:13:1059:C:N3	2.85	0.45
1:1G:1022:G:H2'	1:1G:1023:G:O4'	2.17	0.45
1:13:509:A:C8	1:13:509:A:H3'	2.52	0.45
1:1G:532:A:N6	1:1G:1206:G:O2'	2.50	0.45
1:13:1348:U:H2'	1:13:1349:A:H8	1.80	0.45
4:32:172:PRO:HD2	4:32:173:TRP:CE3	2.50	0.45
26:1H:2787:C:H1'	30:21:62:PRO:HB3	1.99	0.45
1:1G:707:C:OP1	11:2A:85:ARG:NH1	2.50	0.45
39:55:44:LEU:HD23	39:55:44:LEU:HA	1.78	0.45
34:69:79:ILE:HG13	34:69:140:LEU:HD11	1.98	0.45
26:14:1342:A:OP1	45:B5:36:LYS:NZ	2.46	0.45
26:1H:1431:U:C2	26:1H:1563:G:N2	2.84	0.45
36:25:104:ARG:NH2	41:75:43:GLN:OE1	2.49	0.45
39:98:67:LEU:HD22	39:98:76:VAL:HG21	1.99	0.45
29:11:70:TRP:CE2	29:11:150:LYS:HD2	2.52	0.45
26:1H:2182:G:H2'	26:1H:2183:C:C6	2.52	0.45
26:14:1011:G:C2	26:14:1151:G:C2	3.05	0.45
36:25:87:ILE:HA	36:25:87:ILE:HD12	1.82	0.45
26:14:1945:G:H2'	26:14:1946:U:H6	1.80	0.45
20:BI:65:LYS:O	20:BI:68:LYS:HB2	2.17	0.45
18:9A:29:PHE:CD1	18:9A:29:PHE:N	2.85	0.45
31:31:34:TRP:CH2	37:78:8:PRO:HB3	2.51	0.45
32:49:119:GLY:N	32:49:181:ARG:HB2	2.30	0.45
31:39:20:LEU:HB2	31:39:199:TRP:HH2	1.82	0.45
31:39:20:LEU:HD12	31:39:199:TRP:CH2	2.52	0.45
31:39:7:TYR:O	31:39:15:SER:HA	2.16	0.45
26:14:336:C:OP1	46:C5:83:THR:HG23	2.17	0.45
22:1K:72:C:OP2	22:1K:72:C:H6	2.00	0.45
1:13:864:A:H5''	1:13:865:A:OP2	2.16	0.45

Continued on next page...

Continued from previous page...

Atom-1	Atom-2	Interatomic distance (Å)	Clash overlap (Å)
11:2I:59:TYR:O	11:2I:62:GLN:HB3	2.17	0.45
26:14:941:A:O3'	59:14:3648:HOH:O	2.21	0.45
1:13:1389:C:H2'	1:13:1390:U:O4'	2.17	0.45
26:14:649:G:C5	26:14:650:C:C4	3.05	0.45
43:D8:35:LEU:HB2	43:D8:57:VAL:HG12	1.99	0.45
35:58:40:PRO:O	42:C8:64:ARG:HG2	2.17	0.45
26:14:1939:U:OP1	26:14:2604:U:O2'	2.23	0.45
45:B5:47:PHE:HB3	45:B5:89:ILE:HG12	1.98	0.45
27:1J:23:G:C2	27:1J:24:G:O6	2.69	0.45
26:14:2600:A:H2'	26:14:2601:C:C6	2.52	0.45
1:1G:80:G:O2'	1:1G:81:G:OP1	2.33	0.45
11:2I:34:ASP:HB3	11:2I:40:ILE:HD11	1.99	0.45
5:42:70:PRO:HB3	5:42:144:THR:HG22	1.98	0.45
26:1H:957:A:N1	26:1H:2458:G:H4'	2.31	0.45
48:I8:83:PRO:O	48:I8:84:LEU:HB2	2.16	0.45
16:7A:58:TYR:O	16:7A:62:VAL:HG23	2.17	0.45
6:5E:14:LEU:HD23	6:5E:14:LEU:HA	1.75	0.45
38:45:22:LYS:HB2	38:45:22:LYS:HE2	1.69	0.45
39:98:18:LEU:HD23	39:98:18:LEU:HA	1.72	0.45
24:3K:36:U:H3'	24:3K:37:A:C5'	2.46	0.45
26:14:903:C:H2'	26:14:904:C:C6	2.52	0.45
26:1H:732:C:OP1	59:1H:3775:HOH:O	2.21	0.45
26:1H:527:C:H4'	26:1H:528:A:C5'	2.47	0.45
17:8I:43:LEU:HD12	17:8I:68:ARG:HG2	1.98	0.45
26:14:70:G:H21	26:14:71:A:H62	1.65	0.45
2:1E:187:LEU:HD11	2:1E:204:ASN:O	2.17	0.45
22:1K:48:C:H4'	22:1K:49:G:C5'	2.46	0.45
26:1H:2129:C:H5''	28:71:6:ARG:NH2	2.32	0.45
42:85:91:ASP:C	42:85:93:LYS:N	2.69	0.45
13:4I:15:VAL:HG23	13:4I:43:THR:O	2.17	0.45
8:72:123:GLU:O	8:72:127:LEU:HB2	2.16	0.45
40:65:87:PHE:CE1	40:65:102:ALA:HB2	2.52	0.45
1:13:186(E):C:C2	1:13:191(C):G:N2	2.85	0.45
1:13:66:G:C2	1:13:67:C:C6	3.05	0.45
26:14:686:G:N2	26:14:788:A:H61	2.15	0.45
26:1H:1109:C:O2'	26:1H:1110:G:O4'	2.35	0.45
37:78:59:LEU:HA	37:78:62:LEU:HD12	1.98	0.45
39:55:84:ALA:N	39:55:85:PRO:HD2	2.32	0.45
26:14:2065:C:H1'	26:14:2449:U:H3	1.81	0.45
26:1H:900:A:N3	26:1H:900:A:H2'	2.32	0.45
5:4E:110:LEU:CD1	5:4E:118:ILE:HD13	2.46	0.45

Continued on next page...

Continued from previous page...

Atom-1	Atom-2	Interatomic distance (Å)	Clash overlap (Å)
26:1H:1263:U:O2'	53:N8:11:THR:HG23	2.16	0.45
26:1H:1263:U:H2'	26:1H:1264:G:C8	2.52	0.45
23:2L:50:G:H1	23:2L:66:C:N4	2.13	0.45
26:1H:265:A:C2	26:1H:428:A:C2	3.05	0.45
26:14:140:A:H8	26:14:1408:C:O2'	1.96	0.45
6:5E:67:MET:SD	6:5E:75:LEU:HD12	2.57	0.45
22:1K:21:A:C5	22:1K:47:U:C4	3.04	0.45
26:14:323:G:H5'	31:39:169:ASN:HD21	1.81	0.45
1:1G:134:A:H61	16:7A:25:ARG:HH12	1.65	0.45
47:D5:92:SER:O	47:D5:94:GLU:HB2	2.17	0.45
1:1G:458:C:H2'	1:1G:464:G:C8	2.50	0.45
26:1H:155:C:H42	26:1H:171:G:H1	1.62	0.45
29:19:108:PRO:HB3	29:19:143:HIS:CE1	2.52	0.45
26:14:2772:C:H2'	26:14:2773:C:C6	2.52	0.45
2:12:195:ASP:HB3	8:72:74:PRO:HG3	1.99	0.45
26:1H:2273:A:H2'	26:1H:2274:A:C8	2.52	0.45
26:14:2652:C:H42	26:14:2668:G:H1	1.64	0.45
1:13:711:G:O2'	1:13:712:A:H5'	2.17	0.45
38:45:4:PRO:HD3	38:45:70:PRO:O	2.16	0.45
26:14:1374:G:H2'	26:14:1375:C:O4'	2.17	0.45
32:49:49:ASP:O	32:49:52:ILE:HG22	2.17	0.45
1:13:209:U:H5"	1:13:210:U:OP2	2.17	0.45
1:13:201:C:H42	1:13:216:G:H1	1.64	0.45
1:13:1404:C:H2'	1:13:1405:G:C8	2.52	0.45
30:21:4:ILE:HD13	30:21:28:ALA:HB1	1.98	0.45
26:1H:774:A:HO2'	26:1H:775:G:H8	1.62	0.45
23:2L:41:C:H2'	23:2L:42:C:H6	1.82	0.45
9:8E:21:PRO:HA	9:8E:59:PHE:HA	1.98	0.45
1:13:1194:U:H2'	1:13:1195:C:C6	2.52	0.45
19:AI:3:ARG:HH11	19:AI:9:VAL:HG11	1.82	0.45
9:82:112:LYS:HE3	9:82:118:LYS:N	2.27	0.45
24:3L:2:G:H2'	24:3L:3:G:C8	2.52	0.45
2:1E:219:VAL:HA	2:1E:222:ILE:HD11	1.99	0.45
10:1A:55:LYS:HZ1	10:1A:57:LYS:CB	2.29	0.45
26:1H:1020:A:H4'	26:1H:1021:A:O5'	2.17	0.45
1:13:741:G:H2'	1:13:742:G:O4'	2.17	0.45
26:14:619:G:H5"	26:14:620:G:OP2	2.17	0.45
50:K8:3:LEU:HB3	50:K8:4:SER:C	2.38	0.45
30:29:54:GLN:HG2	30:29:55:ASN:OD1	2.17	0.45
32:41:67:LYS:HG3	52:M8:6:HIS:CE1	2.52	0.45
26:1H:2124:G:H4'	28:71:174:PRO:HG2	1.99	0.45

Continued on next page...

Continued from previous page...

Atom-1	Atom-2	Interatomic distance (Å)	Clash overlap (Å)
1:13:509:A:H3'	59:13:1912:HOH:O	2.17	0.45
1:13:1375:A:P	7:6E:28:ASN:HD22	2.40	0.45
26:14:829:A:N7	26:14:2248:C:H5'	2.32	0.45
40:65:26:LEU:O	40:65:88:ASP:HB2	2.17	0.45
42:85:102:GLU:HB3	42:85:105:VAL:HG13	1.99	0.45
29:19:44:ASN:HB3	29:19:45:ASN:C	2.36	0.45
26:1H:587:C:H4'	26:1H:588:U:OP2	2.16	0.45
1:13:158:G:C4	1:13:159:G:C8	3.05	0.45
45:B5:49:VAL:HB	45:B5:83:VAL:CG2	2.45	0.45
49:F5:82:LEU:CB	49:F5:83:GLU:HB2	2.47	0.45
42:85:90:VAL:O	43:95:11:GLN:NE2	2.39	0.45
4:32:100:ARG:NH1	4:32:102:ASP:OD1	2.50	0.45
26:14:2396:G:H4'	49:F5:30:VAL:H	1.82	0.45
1:13:198:G:N7	1:13:220:G:N2	2.65	0.45
26:14:35:G:H2'	26:14:36:G:O4'	2.16	0.45
7:62:37:ASN:N	7:62:37:ASN:OD1	2.48	0.45
2:12:189:ASP:H	2:12:192:SER:HB2	1.82	0.45
26:14:858:U:O2	26:14:2268:A:H2'	2.17	0.45
26:14:1257:C:H4'	31:39:83:PHE:CD1	2.51	0.45
28:71:43:VAL:HG22	28:71:214:VAL:HA	1.98	0.45
37:35:85:LEU:HB3	37:35:114:ILE:CD1	2.47	0.45
26:14:1054:A:N1	26:14:1104:C:N3	2.65	0.45
28:71:53:ARG:HA	28:71:53:ARG:HD3	1.79	0.45
29:11:12:SER:HB2	29:11:208:LYS:HB3	1.99	0.45
26:14:1519:G:C6	26:14:1520:U:C4	3.05	0.45
1:13:104:G:C6	1:13:105:G:N7	2.85	0.45
26:14:2308:G:O2'	26:14:2309:A:OP1	2.30	0.45
30:21:28:ALA:O	30:21:93:VAL:HG22	2.17	0.45
23:2L:41:C:H2'	23:2L:42:C:C6	2.52	0.45
1:13:825:G:O4'	8:7E:2:LEU:HD21	2.17	0.45
1:1G:191(F):U:N3	20:BA:105:SER:OG	2.48	0.45
19:AA:58:VAL:HG23	19:AA:59:PRO:O	2.16	0.45
36:25:24:VAL:HB	36:25:33:ALA:HB2	1.98	0.45
1:13:128:G:O2'	17:8I:3:LYS:HE2	2.16	0.45
26:14:1851:U:H2'	26:14:1852:C:O4'	2.16	0.45
53:J5:47:PRO:HA	53:J5:56:LYS:NZ	2.32	0.45
2:12:147:LYS:HD2	2:12:148:TYR:CE1	2.52	0.45
27:16:24:G:N7	27:16:56:G:H2'	2.31	0.45
4:32:151:LYS:NZ	59:32:401:HOH:O	2.48	0.45
43:D8:48:GLY:O	43:D8:49:THR:O	2.34	0.45
26:1H:2134:A:H62	26:1H:2157:G:H4'	1.82	0.45

Continued on next page...

Continued from previous page...

Atom-1	Atom-2	Interatomic distance (Å)	Clash overlap (Å)
7:62:102:ARG:O	7:62:106:GLN:HG3	2.16	0.45
9:82:20:ARG:O	9:82:20:ARG:HG3	2.17	0.45
16:7A:36:ILE:HG13	16:7A:36:ILE:O	2.17	0.45
26:1H:1050:A:N7	26:1H:2751:G:C5	2.85	0.44
1:1G:1375:A:H2'	1:1G:1376:U:O4'	2.17	0.44
26:1H:527:C:OP2	26:1H:2779:U:C5	2.70	0.44
1:13:1402:C:H2'	1:13:1403:C:O4'	2.16	0.44
26:14:975:G:H1'	26:14:990:A:C2	2.52	0.44
30:29:54:GLN:CG	30:29:55:ASN:H	2.31	0.44
9:82:17:VAL:HG22	9:82:63:ILE:HG12	1.99	0.44
1:1G:616:G:C2	1:1G:617:G:C5	3.06	0.44
1:1G:1357:A:H2'	1:1G:1358:U:H5'	1.99	0.44
33:51:149:ARG:HA	33:51:162:ILE:HG21	1.98	0.44
26:14:1005:C:H2'	26:14:1006:C:C6	2.51	0.44
9:8E:114:TYR:CD2	10:1I:60:ARG:HG2	2.52	0.44
23:2K:65:G:C2	23:2K:66:C:C2	3.05	0.44
26:1H:880:G:H8	26:1H:880:G:O5'	1.99	0.44
35:58:96:GLU:C	35:58:98:VAL:N	2.69	0.44
1:1G:872:A:C4	1:1G:874:G:N7	2.85	0.44
50:K8:59:ARG:O	50:K8:62:THR:HG23	2.16	0.44
11:2I:32:ILE:HD13	11:2I:68:ALA:HB1	1.99	0.44
1:1G:852:G:C6	1:1G:853:G:N7	2.85	0.44
26:14:588:U:H1'	31:39:90:PHE:CG	2.52	0.44
31:31:129:PHE:HA	31:31:142:TRP:CD1	2.51	0.44
26:14:1681:G:C2	59:14:3684:HOH:O	2.69	0.44
26:14:1342:A:H2	26:14:1602:U:N3	2.15	0.44
49:F5:49:VAL:HG21	49:F5:67:ILE:HD12	1.99	0.44
2:12:142:LEU:HD23	2:12:142:LEU:O	2.17	0.44
1:13:1103:C:H2'	1:13:1104:G:O4'	2.17	0.44
26:1H:37:C:H2'	26:1H:38:A:C8	2.52	0.44
1:1G:512:U:H2'	1:1G:513:C:H6	1.82	0.44
8:72:73:ASP:HB2	8:72:75:ARG:HG3	1.99	0.44
1:13:360:A:H2'	1:13:361:G:C8	2.52	0.44
27:1J:78:A:C2	27:1J:99:A:C4	3.05	0.44
31:31:178:PRO:O	31:31:181:LEU:HB2	2.18	0.44
46:C5:29:GLU:CG	46:C5:30:VAL:H	2.30	0.44
34:61:64:GLU:HG2	34:61:67:ARG:HH21	1.83	0.44
50:G5:43:GLN:HB2	50:G5:45:SER:N	2.32	0.44
13:4I:81:LEU:O	13:4I:86:CYS:HB3	2.17	0.44
10:1A:21:GLN:O	10:1A:24:VAL:HB	2.17	0.44
34:61:1:MET:O	34:61:20:ASP:HA	2.16	0.44

Continued on next page...

Continued from previous page...

Atom-1	Atom-2	Interatomic distance (Å)	Clash overlap (Å)
35:58:104:LYS:HB2	35:58:117:PHE:CE1	2.51	0.44
5:42:92:LYS:HB3	5:42:119:LEU:HB2	1.98	0.44
26:14:1510:A:H2'	26:14:1511:A:C8	2.53	0.44
26:1H:1311:G:N7	54:P8:9:ARG:NH2	2.57	0.44
26:14:1423:G:OP1	26:14:1492:G:O2'	2.35	0.44
4:3E:151:LYS:HB3	4:3E:151:LYS:HE2	1.81	0.44
47:H8:52:SER:O	47:H8:52:SER:OG	2.26	0.44
44:E8:24:ILE:HD12	44:E8:24:ILE:O	2.16	0.44
39:98:21:TYR:OH	39:98:43:GLU:HG2	2.17	0.44
31:39:29:ASN:HA	31:39:30:PRO:HD3	1.67	0.44
19:AI:3:ARG:HD2	19:AI:9:VAL:HG21	1.98	0.44
1:13:266:G:H5''	1:13:267:C:C5	2.53	0.44
26:14:2392:A:O2'	55:M5:27:THR:HG21	2.17	0.44
26:14:1019:U:C2	26:14:1144:G:N2	2.85	0.44
26:1H:1163:G:C2	26:1H:1164:G:N7	2.85	0.44
26:1H:1417:C:O3'	26:1H:1588:C:H1'	2.18	0.44
26:1H:365:C:H2'	26:1H:366:C:O4'	2.18	0.44
8:7E:121:ASP:OD1	8:7E:121:ASP:N	2.49	0.44
3:22:122:GLU:HA	3:22:125:GLU:OE1	2.18	0.44
24:3L:62:C:H4'	28:79:52:ARG:HH12	1.82	0.44
1:1G:1291:G:H2'	1:1G:1292:U:H6	1.82	0.44
42:C8:79:PHE:CD1	42:C8:79:PHE:C	2.91	0.44
31:39:12:LEU:HD23	31:39:13:SER:H	1.82	0.44
37:35:55:ARG:HG2	37:35:56:SER:H	1.79	0.44
34:69:75:LEU:HG	34:69:76:THR:H	1.82	0.44
26:14:1223:C:OP2	43:95:88:ARG:NH2	2.51	0.44
45:F8:27:THR:HB	45:F8:80:ILE:HB	1.99	0.44
7:62:42:ILE:HG23	7:62:117:ALA:HB2	1.99	0.44
19:AI:15:LEU:HD12	19:AI:31:ILE:HD11	1.99	0.44
5:42:11:ILE:HG21	5:42:105:VAL:HG22	1.99	0.44
18:9A:74:ARG:NH1	18:9A:81:PHE:HA	2.32	0.44
26:14:2716:U:O2'	26:14:2717:G:H5'	2.18	0.44
26:1H:2436:G:C6	26:1H:2437:U:C4	3.05	0.44
26:14:464:U:O2'	26:14:465:G:H5'	2.18	0.44
33:51:25:LYS:HE3	33:51:34:GLU:OE1	2.17	0.44
26:14:1106:G:C8	26:14:1107:G:C8	3.05	0.44
26:14:664:C:H2'	26:14:665:C:H6	1.83	0.44
26:14:64:A:C4	45:B5:66:LEU:HD12	2.53	0.44
39:55:53:HIS:HE1	39:55:91:GLN:HE22	1.64	0.44
1:13:401:C:OP2	4:3E:73:ARG:HD3	2.16	0.44
26:14:779:U:O4	59:14:3637:HOH:O	2.20	0.44

Continued on next page...

Continued from previous page...

Atom-1	Atom-2	Interatomic distance (Å)	Clash overlap (Å)
26:1H:2142:C:H2'	26:1H:2143:C:C6	2.53	0.44
3:2E:135:LYS:O	3:2E:138:VAL:HG12	2.17	0.44
29:19:130:ALA:HA	29:19:192:THR:HA	1.99	0.44
1:1G:149:A:H2'	1:1G:150:C:C6	2.52	0.44
33:51:95:ARG:HB3	33:51:95:ARG:HE	1.37	0.44
26:1H:1154:G:O5'	26:1H:1154:G:H8	2.01	0.44
26:1H:882:G:H1	26:1H:894:C:N4	2.15	0.44
26:1H:1790:C:H2'	26:1H:1791:A:C5	2.52	0.44
32:49:167:GLU:O	32:49:170:ARG:HB3	2.16	0.44
12:3I:53:ARG:HH12	12:3I:92:ASP:CG	2.21	0.44
1:1G:437:U:H5''	4:32:155:LEU:HD11	1.99	0.44
38:45:32:TYR:O	38:45:105:GLU:HB2	2.18	0.44
26:1H:2588:G:P	59:1H:3717:HOH:O	2.73	0.44
26:1H:783:A:C8	26:1H:784:A:H4'	2.53	0.44
26:14:194:G:H2'	26:14:195:A:O4'	2.17	0.44
26:14:1771:C:H1'	26:14:1786:A:C8	2.52	0.44
1:1G:1067:A:H4'	1:1G:1068:G:O5'	2.18	0.44
4:32:31:CYS:CB	4:32:35:ARG:NH1	2.80	0.44
4:32:31:CYS:HB2	4:32:35:ARG:HH12	1.82	0.44
1:1G:973:G:H5'	10:1A:55:LYS:HD3	1.99	0.44
26:1H:444:C:H4'	31:31:49:ALA:HB2	1.99	0.44
1:13:1235:U:O2'	1:13:1305:G:OP1	2.29	0.44
26:14:310:A:OP1	46:C5:17:SER:O	2.36	0.44
26:14:2290:G:O2'	26:14:2381:C:H1'	2.17	0.44
26:14:2383:G:O2'	26:14:2384:G:H5'	2.18	0.44
47:D5:71:VAL:HG12	47:D5:88:PHE:HD1	1.81	0.44
47:D5:30:ASN:ND2	47:D5:90:VAL:HB	2.23	0.44
1:1G:626:U:C2	1:1G:627:G:C8	3.05	0.44
55:M5:40:GLU:N	55:M5:43:GLN:HB3	2.33	0.44
1:1G:1160:G:H2'	1:1G:1161:C:C6	2.52	0.44
4:32:53:ASP:O	4:32:57:ARG:HG3	2.16	0.44
1:1G:1207:G:C6	1:1G:1208:C:C4	3.05	0.44
33:51:60:ARG:HG2	33:51:60:ARG:NH1	2.32	0.44
1:13:826:C:H2'	1:13:827:U:O2	2.17	0.44
26:1H:1813:G:O2'	29:11:42:GLY:O	2.35	0.44
26:14:2409:G:H2'	26:14:2410:G:O4'	2.18	0.44
26:14:1291:C:H2'	26:14:1292:U:C6	2.53	0.44
26:14:2862:G:H2'	26:14:2863:C:H6	1.82	0.44
49:J8:85:LEU:HA	49:J8:85:LEU:HD13	1.61	0.44
1:13:625:G:H4'	16:7I:16:HIS:ND1	2.32	0.44
43:95:29:PRO:HA	43:95:61:VAL:HG11	1.99	0.44

Continued on next page...

Continued from previous page...

Atom-1	Atom-2	Interatomic distance (Å)	Clash overlap (Å)
26:14:2335:A:C8	26:14:2337:G:N7	2.86	0.44
26:14:26:G:C6	26:14:27:G:N1	2.85	0.44
33:51:77:LYS:NZ	33:51:82:GLY:O	2.50	0.44
23:2K:26:C:H2'	23:2K:27:G:O4'	2.18	0.44
4:3E:30:LYS:HA	4:3E:35:ARG:HE	1.82	0.44
26:14:1197:G:H2'	26:14:1198:U:H6	1.82	0.44
47:D5:72:ARG:HD3	47:D5:72:ARG:HA	1.68	0.44
32:49:81:LYS:HB3	32:49:82:LEU:H	1.46	0.44
1:1G:35:G:N2	1:1G:550:G:H1'	2.32	0.44
1:13:57:G:H2'	1:13:58:C:C6	2.52	0.44
26:14:2649:U:H2'	26:14:2650:U:C6	2.52	0.44
26:14:478:A:N1	26:14:500:G:H4'	2.32	0.44
47:H8:30:ASN:ND2	47:H8:90:VAL:HB	2.31	0.44
44:A5:78:GLU:OE1	44:A5:99:ARG:HD2	2.17	0.44
35:58:4:TYR:CE2	42:C8:100:VAL:HG11	2.53	0.44
26:14:675:A:C4	26:14:804:A:C2	3.05	0.44
26:14:1991:U:H2'	26:14:1992:G:H5''	2.00	0.44
9:8E:77:ILE:O	9:8E:81:ILE:HG12	2.17	0.44
26:1H:1754:C:H5	41:B8:96:ARG:NH2	2.15	0.44
26:14:2366:A:H2'	26:14:2367:G:O4'	2.17	0.44
15:6I:66:LEU:HD12	15:6I:66:LEU:HA	1.70	0.44
37:35:93:GLY:O	37:35:123:LEU:HD22	2.17	0.44
27:1J:60:C:H2'	27:1J:61:G:C8	2.53	0.44
37:35:144:GLU:N	37:35:144:GLU:CD	2.71	0.44
49:J8:91:LYS:HA	49:J8:91:LYS:CE	2.48	0.44
9:82:104:ARG:O	9:82:104:ARG:HG3	2.17	0.44
1:1G:1149:C:OP2	9:82:9:ARG:NH1	2.50	0.44
30:21:66:HIS:CE1	30:21:73:GLU:OE1	2.71	0.44
26:14:2286:A:H8	26:14:2287:A:N6	2.16	0.44
26:14:2345:G:H4'	26:14:2346:A:O5'	2.17	0.44
26:14:2506:U:C2	26:14:2585:U:O4	2.71	0.44
47:D5:53:ILE:CG2	47:D5:71:VAL:HG23	2.41	0.44
20:BI:63:ILE:HG22	20:BI:77:ALA:HB1	1.99	0.44
26:1H:71:A:H5'	26:1H:71:A:C8	2.53	0.44
26:1H:70:G:H21	26:1H:71:A:N6	2.16	0.44
1:13:517:G:N3	1:13:531:U:H5'	2.33	0.44
24:3K:9:A:HO2'	24:3K:46:G:H8	1.65	0.44
26:1H:1404:C:O2'	26:1H:1405:U:H5'	2.18	0.44
10:1I:38:ILE:O	10:1I:38:ILE:HG12	2.17	0.44
15:6I:26:GLU:HB3	15:6I:81:LEU:HD22	2.00	0.44
26:1H:142:G:C1'	45:F8:37:THR:HG21	2.44	0.44

Continued on next page...

Continued from previous page...

Atom-1	Atom-2	Interatomic distance (Å)	Clash overlap (Å)
26:14:90:U:O2'	26:14:91:A:H8	2.00	0.44
26:1H:2775:A:N6	59:1H:3791:HOH:O	2.34	0.44
39:55:101:ALA:HB2	53:J5:44:THR:HB	1.99	0.44
1:13:1446:A:O2'	41:B8:125:ARG:NH2	2.51	0.44
1:13:416:G:C5	1:13:417:C:C4	3.05	0.44
39:98:45:ARG:HB3	39:98:46:GLY:H	1.64	0.44
31:31:136:THR:O	31:31:140:LEU:HB2	2.17	0.44
26:14:385:C:O2	37:35:71:VAL:HG21	2.18	0.44
26:14:528:A:H2	26:14:2043:C:C5'	2.31	0.44
9:82:82:ALA:HB1	9:82:96:LEU:HD21	1.99	0.44
26:1H:1528:A:H2	26:1H:1543:A:N1	2.15	0.44
26:14:1826:G:H4'	29:19:242:ARG:NH1	2.33	0.44
26:1H:2164:C:H5	26:1H:2165:G:C6	2.35	0.44
27:1J:117:G:H8	27:1J:117:G:O5'	2.00	0.44
26:14:2477:C:O2	26:14:2477:C:H2'	2.17	0.44
29:19:39:LYS:O	29:19:40:THR:CG2	2.64	0.44
1:1G:536:C:H2'	1:1G:537:G:C8	2.52	0.44
26:1H:907:U:P	59:1H:3741:HOH:O	2.74	0.44
26:14:2862:G:H2'	26:14:2863:C:C6	2.52	0.44
34:61:77:LEU:H	34:61:77:LEU:HD12	1.82	0.44
26:1H:2170:A:OP2	26:1H:2170:A:H3'	2.17	0.44
26:1H:651:G:H4'	55:Q8:18:ALA:HB3	1.99	0.44
32:49:173:LEU:HB3	32:49:178:PHE:CG	2.53	0.44
26:1H:155:C:N4	26:1H:171:G:H1	2.15	0.44
29:19:73:VAL:HG13	29:19:120:GLY:HA3	1.99	0.44
29:11:213:ARG:HA	29:11:213:ARG:HD2	1.71	0.44
1:13:1134:G:N1	1:13:1135:U:H1'	2.31	0.44
26:14:1027:A:C2	26:14:2488:A:H5'	2.53	0.44
51:L8:7:LYS:HE2	51:L8:34:GLU:CG	2.47	0.44
26:14:2464:C:H2'	26:14:2465:C:O4'	2.18	0.44
26:14:1935:G:H1'	26:14:1964:G:N2	2.33	0.44
13:4A:29:ARG:HD3	13:4A:64:TRP:CE2	2.53	0.44
19:AI:67:VAL:HG23	19:AI:68:GLY:H	1.83	0.44
29:11:141:VAL:HG12	29:11:164:GLN:HG3	1.99	0.44
8:7E:23:SER:HA	8:7E:63:LEU:HD22	1.98	0.44
26:14:212:G:H2'	26:14:213:A:O4'	2.17	0.44
54:P8:35:ARG:NH1	54:P8:42:LEU:HD11	2.33	0.44
26:14:2081:C:O2'	26:14:2082:A:H5'	2.17	0.44
5:42:79:GLU:OE1	8:72:104:ARG:HA	2.17	0.44
17:8I:87:LYS:HA	17:8I:87:LYS:HD2	1.75	0.44
18:9A:44:LEU:HD21	18:9A:70:ILE:HG21	2.00	0.44

Continued on next page...

Continued from previous page...

Atom-1	Atom-2	Interatomic distance (Å)	Clash overlap (Å)
2:1E:35:GLU:OE1	2:1E:38:GLY:HA2	2.17	0.44
26:1H:1359:A:C2	26:1H:1372:U:C4	3.05	0.44
26:1H:992:C:H2'	26:1H:993:G:H8	1.83	0.44
1:13:1399:C:C2	1:13:1502:A:N6	2.86	0.44
26:14:848:G:C4	26:14:933:A:C8	3.05	0.44
4:32:10:ARG:HG3	4:32:10:ARG:HH11	1.82	0.44
4:3E:107:ARG:HH12	4:3E:194:LEU:HD22	1.83	0.44
37:78:14:LYS:HA	37:78:14:LYS:HD3	1.79	0.44
26:1H:325:G:H2'	26:1H:326:G:H8	1.82	0.44
26:1H:2130:U:OP2	28:71:6:ARG:NH1	2.38	0.44
26:1H:249:C:O2'	37:78:64:LYS:HE2	2.17	0.44
1:13:430:A:OP2	4:3E:8:VAL:HG23	2.18	0.44
1:13:64:G:N2	1:13:68:G:O6	2.36	0.44
7:62:120:ILE:HG22	7:62:124:LEU:HD12	1.99	0.44
1:13:539:A:N7	12:3I:115:LYS:HE3	2.33	0.44
1:13:952:U:O4	13:4I:104:ARG:HD3	2.17	0.44
1:1G:1142:G:H3'	1:1G:1143:G:C8	2.53	0.44
30:21:7:VAL:HG13	30:21:51:PHE:HE2	1.82	0.44
4:3E:61:LYS:HG3	4:3E:203:VAL:HG13	2.00	0.44
26:14:581:C:H2'	26:14:582:G:C8	2.51	0.44
30:29:119:ARG:CG	30:29:160:TYR:HB2	2.48	0.44
24:3K:59:A:H3'	24:3K:60:U:H5'	1.99	0.44
37:35:132:LYS:HD2	37:35:132:LYS:HA	1.77	0.44
43:95:1:MET:HB3	43:95:42:GLY:N	2.32	0.44
29:11:245:PRO:HG2	29:11:253:GLN:HE21	1.83	0.44
26:14:1636:C:H2'	26:14:1637:A:C8	2.52	0.44
1:1G:567:G:C2	1:1G:568:G:H1'	2.52	0.44
26:14:9:U:C5	26:14:2629:A:N6	2.86	0.44
26:14:2092:U:H5	26:14:2226:C:OP2	2.00	0.44
1:13:329:A:C5	1:13:332:G:C6	3.06	0.44
26:14:151:C:H2'	26:14:152:G:C8	2.52	0.44
26:1H:451:C:N4	26:1H:454:A:OP2	2.32	0.44
23:2L:20:G:C2	23:2L:58:A:C2	3.06	0.44
26:1H:654(A):A:N1	26:1H:654(T):A:N1	2.65	0.44
26:14:2168:G:N2	26:14:2170:A:OP2	2.51	0.44
37:35:125:VAL:O	37:35:144:GLU:HB3	2.17	0.44
14:5A:25:VAL:HG12	14:5A:38:GLY:O	2.17	0.44
1:1G:890:G:O2'	1:1G:906:G:O6	2.24	0.44
26:14:1101:U:H2'	26:14:1102:C:O4'	2.18	0.44
7:6E:73:MET:HE2	7:6E:90:GLU:HA	1.98	0.44
1:1G:476:G:H2'	1:1G:477:G:O4'	2.18	0.44

Continued on next page...

Continued from previous page...

Atom-1	Atom-2	Interatomic distance (Å)	Clash overlap (Å)
24:3L:65:C:H2'	24:3L:66:A:H8	1.83	0.44
26:1H:1931:U:H5	26:1H:1969:A:N7	2.15	0.44
26:1H:1935:G:H1'	26:1H:1964:G:N2	2.32	0.44
26:1H:1486:A:H2'	26:1H:1487:G:H8	1.82	0.44
1:13:241:C:C2	1:13:286:G:C2	3.06	0.44
26:14:1856:G:H2'	26:14:1857:G:H5'	2.00	0.44
51:H5:4:LEU:O	51:H5:36:VAL:HA	2.17	0.44
28:79:200:LYS:HD2	28:79:208:PHE:HB2	2.00	0.44
1:13:1376:U:H2'	1:13:1377:A:C8	2.52	0.44
43:95:98:GLU:OE2	43:95:100:ARG:NH1	2.49	0.44
26:14:2820:A:C5	39:55:4:LEU:HD11	2.53	0.44
38:45:27:VAL:HG13	38:45:138:ASP:HA	1.99	0.44
26:1H:1609:A:O2'	26:1H:1610:A:H5'	2.17	0.44
26:14:1787:A:O4'	26:14:2589:A:H4'	2.17	0.44
26:1H:1357:U:H2'	26:1H:1358:G:O4'	2.18	0.44
26:1H:527:C:N4	26:1H:2777:G:O2'	2.51	0.44
41:75:58:ASN:HD22	41:75:58:ASN:HA	1.59	0.44
38:45:16:ARG:HE	38:45:16:ARG:HB3	1.38	0.44
1:1G:411:A:N7	1:1G:413:G:N3	2.65	0.44
1:13:1454:G:H8	1:13:1454:G:O5'	2.00	0.44
5:42:142:LEU:HA	5:42:142:LEU:HD23	1.73	0.44
49:F5:95:LEU:HD12	49:F5:95:LEU:HA	1.80	0.44
1:1G:1299:A:C6	1:1G:1301:U:C2	3.05	0.44
36:68:113:LYS:O	36:68:116:SER:OG	2.35	0.44
23:2K:64:G:H2'	23:2K:65:G:H8	1.82	0.44
30:29:60:ASN:CB	30:29:62:PRO:HD2	2.41	0.44
16:7I:68:ASP:O	16:7I:71:ARG:HG2	2.17	0.44
1:13:438:G:H4'	4:3E:123:HIS:NE2	2.32	0.44
26:1H:1076:C:H2'	26:1H:1077:A:H5'	1.99	0.44
50:G5:4:SER:HB3	50:G5:7:ARG:HD2	1.99	0.44
26:1H:958:U:OP1	38:88:74:TYR:OH	2.19	0.44
40:65:23:ARG:HB2	40:65:86:ALA:HB2	1.99	0.44
1:1G:1250:A:H2'	1:1G:1251:A:C8	2.53	0.44
40:65:64:GLU:O	40:65:68:GLN:HG3	2.17	0.44
27:16:101:A:OP2	59:16:306:HOH:O	2.21	0.44
31:39:130:ALA:O	31:39:132:VAL:HG12	2.17	0.44
1:13:143:A:H2	1:13:220:G:N1	2.13	0.44
33:51:84:SER:O	33:51:85:LYS:HB2	2.18	0.44
41:B8:120:ARG:HA	41:B8:123:GLN:HG2	1.98	0.44
1:1G:87:A:O2'	1:1G:88:C:H5'	2.18	0.44
1:13:256:U:H2'	1:13:257:G:H8	1.81	0.44

Continued on next page...

Continued from previous page...

Atom-1	Atom-2	Interatomic distance (Å)	Clash overlap (Å)
26:1H:2695:C:H2'	26:1H:2696:U:C6	2.52	0.44
1:13:1073:U:OP2	5:4E:57:LYS:NZ	2.50	0.44
26:1H:164:U:H5'	26:1H:165:U:OP2	2.18	0.44
12:3I:84:LEU:HB2	12:3I:105:TYR:CE2	2.53	0.44
33:51:15:VAL:HG13	33:51:28:GLY:HA3	1.98	0.44
26:1H:2119:A:H5''	26:1H:2120:G:OP2	2.18	0.44
29:11:67:PHE:HB3	29:11:153:ALA:H	1.83	0.44
26:14:1889:A:O2'	26:14:2087:G:H5'	2.18	0.44
38:45:58:PHE:O	38:45:58:PHE:HD1	2.01	0.44
50:K8:60:LEU:HA	50:K8:60:LEU:HD23	1.73	0.44
26:14:539:G:H2'	26:14:540:G:H8	1.83	0.44
8:7E:33:GLU:HA	8:7E:36:LEU:HD12	1.99	0.44
26:1H:2092:U:H4'	26:1H:2093:G:O5'	2.18	0.44
39:98:56:LYS:HE3	39:98:88:ARG:HA	2.00	0.44
26:14:2722:G:O2'	39:55:3:HIS:HB2	2.18	0.44
29:11:31:LYS:HB3	29:11:34:VAL:CG2	2.32	0.44
26:1H:1359:A:N3	26:1H:1359:A:O4'	2.49	0.44
26:14:2124:G:H1'	26:14:2176:A:H2	1.83	0.44
26:14:848:G:C2	26:14:849:A:C5	3.05	0.44
46:G8:87:LYS:HD3	46:G8:88:LYS:N	2.33	0.44
26:1H:530:G:C5	26:1H:2022:U:H5''	2.52	0.44
20:BI:30:LYS:HE3	20:BI:80:ARG:HH22	1.83	0.44
21:1B:5:ASP:O	21:1B:11:GLY:HA3	2.18	0.44
37:35:101:VAL:HG21	37:35:108:LYS:HB2	2.00	0.44
26:14:495:G:N2	44:A5:61:ASN:HD21	2.16	0.44
15:6I:74:ASP:HB3	15:6I:77:ARG:HB3	2.00	0.44
26:14:875:G:H2'	26:14:876:C:H5'	2.00	0.44
26:1H:1493:C:N3	26:1H:2210:G:H1'	2.33	0.44
26:1H:1408:C:C2	26:1H:1595:G:N2	2.86	0.44
1:13:68:G:C2	1:13:69:G:C8	3.06	0.44
26:14:686:G:N7	54:L5:5:TRP:CH2	2.85	0.44
1:1G:1352:C:H2'	1:1G:1353:G:C8	2.53	0.44
55:M5:16:ILE:CD1	55:M5:22:VAL:HG22	2.47	0.44
26:1H:1388:G:C2'	26:1H:1389:G:H5'	2.47	0.44
17:8A:99:SER:OG	17:8A:100:LYS:N	2.51	0.44
40:A8:106:ARG:NH2	40:A8:107:GLU:HG2	2.33	0.44
1:13:611:A:N6	1:13:629:G:H1	2.14	0.44
12:3I:54:LYS:N	12:3I:54:LYS:HD3	2.33	0.44
33:59:8:PRO:HG2	33:59:69:ARG:CZ	2.48	0.44
1:1G:1105:A:H2'	1:1G:1106:G:C8	2.53	0.44
1:13:953:G:C5'	1:13:965:A:H61	2.30	0.44

Continued on next page...

Continued from previous page...

Atom-1	Atom-2	Interatomic distance (Å)	Clash overlap (Å)
27:1J:48:A:H4'	40:65:95:HIS:CD2	2.53	0.44
15:6A:70:LEU:HD21	15:6A:77:ARG:O	2.18	0.44
1:1G:539:A:H2'	1:1G:540:G:H8	1.82	0.44
16:7A:53:VAL:HG13	16:7A:79:VAL:HG22	1.99	0.44
26:1H:852:G:O2'	26:1H:853:G:H5'	2.18	0.44
26:1H:1547:C:H2'	26:1H:1548:C:C6	2.53	0.44
32:49:47:LYS:HD2	32:49:81:LYS:CB	2.48	0.44
26:14:1262:A:H2	53:J5:10:LYS:HD2	1.83	0.44
1:13:929:G:C6	1:13:930:C:C4	3.06	0.44
7:62:132:GLY:HA3	7:62:135:VAL:HG23	1.99	0.44
1:13:753:A:H4'	1:13:754:C:H5''	2.00	0.44
26:14:1832:C:N4	26:14:1833:U:C4	2.86	0.44
26:14:1849:G:H2'	26:14:1850:G:H8	1.83	0.44
1:13:403:C:OP1	4:3E:137:SER:OG	2.22	0.44
26:14:2241:A:H2'	26:14:2242:G:C8	2.53	0.44
26:14:2023:G:OP2	26:14:2617:C:H4'	2.17	0.44
17:8I:24:GLU:HG3	17:8I:25:ARG:N	2.33	0.44
27:16:41:U:C5	32:41:70:VAL:HG13	2.53	0.44
26:14:944:G:H5''	26:14:945:A:O5'	2.18	0.44
26:14:2459:A:C5	26:14:2460:U:C5	3.06	0.44
7:62:46:ALA:O	7:62:50:ILE:HG13	2.17	0.44
7:6E:104:LEU:HD13	7:6E:104:LEU:HA	1.89	0.44
1:1G:189:U:H6	1:1G:189:U:H5''	1.82	0.44
26:14:1055:G:N3	26:14:1055:G:H2'	2.33	0.44
31:39:17:ARG:O	31:39:17:ARG:HG2	2.18	0.44
26:1H:2811:G:H2'	26:1H:2812:G:O4'	2.18	0.44
26:1H:425:G:H2'	26:1H:426:C:H6	1.83	0.44
26:14:1630(A):C:H2'	59:14:3800:HOH:O	2.17	0.44
26:14:1369:G:H5''	26:14:1370:C:OP2	2.17	0.44
29:11:37:LEU:C	29:11:38:LYS:HG3	2.36	0.44
34:69:109:ILE:H	34:69:109:ILE:HD13	1.82	0.44
26:1H:527:C:O2	59:1H:3776:HOH:O	2.21	0.44
26:1H:2310:A:C8	32:41:77:ILE:HD11	2.52	0.44
26:14:71:A:H2	45:B5:31:HIS:NE2	2.01	0.44
26:14:848:G:N9	26:14:933:A:H8	2.16	0.44
41:75:4:GLY:O	41:75:6:LEU:HD13	2.18	0.44
26:14:1582:C:O2'	26:14:1586:A:H8	1.99	0.44
50:G5:47:ASN:N	50:G5:47:ASN:OD1	2.49	0.44
37:78:45:LEU:HD13	37:78:45:LEU:HA	1.72	0.44
24:3K:8:U:H5'	24:3K:49:G:OP2	2.17	0.44
1:1G:1053:G:C6	1:1G:1199:U:H2'	2.52	0.44

Continued on next page...

Continued from previous page...

Atom-1	Atom-2	Interatomic distance (Å)	Clash overlap (Å)
26:14:1434:A:H2'	26:14:1435:G:C8	2.53	0.44
1:1G:1158:C:N3	1:1G:1160:G:C8	2.85	0.44
1:13:1346:A:O3'	1:13:1347:G:H4'	2.18	0.44
26:1H:1006:C:O2	35:58:106:MET:HG2	2.17	0.44
45:F8:92:LEU:HA	45:F8:92:LEU:HD23	1.70	0.44
24:3K:35:U:N3	25:4K:14:A:N6	2.62	0.44
26:1H:1576:U:C2	26:1H:1577:C:C5	3.06	0.44
1:1G:683:G:H2'	1:1G:684:A:C8	2.52	0.44
26:14:1971:A:OP2	29:19:242:ARG:NH2	2.51	0.44
1:1G:4:U:O4	8:72:105:ARG:HD3	2.18	0.44
23:2L:51:U:H2'	23:2L:52:C:C6	2.53	0.44
26:14:1805:U:H2'	26:14:1806:C:C6	2.53	0.44
26:14:2472:G:C4	26:14:2475:C:N4	2.86	0.44
30:29:120:TRP:CE3	30:29:155:LYS:HD3	2.53	0.44
26:1H:2132:U:N3	28:71:5:LYS:HB3	2.33	0.44
26:14:864:G:C2'	26:14:865:C:H5'	2.47	0.44
26:14:717:G:H2'	26:14:718:A:O4'	2.18	0.44
1:1G:270:A:C6	1:1G:271:C:C4	3.06	0.44
26:1H:1257:C:OP1	31:31:75:HIS:HE1	2.00	0.44
1:13:1:U:N3	1:13:630:G:H1'	2.33	0.44
42:C8:108:GLU:O	42:C8:112:ARG:HG2	2.17	0.44
42:C8:112:ARG:HH12	43:D8:45:THR:HG23	1.83	0.44
26:1H:1300:U:H4'	26:1H:1301:A:H5'	2.00	0.44
40:65:77:ALA:O	40:65:80:LEU:N	2.50	0.44
26:14:1288:U:H4'	26:14:1289:C:OP2	2.18	0.44
9:8E:59:PHE:HZ	9:8E:88:TYR:CE1	2.35	0.44
45:B5:66:LEU:HA	45:B5:66:LEU:HD23	1.82	0.44
1:13:663:A:H5'	1:13:836:G:OP1	2.18	0.44
26:1H:374:A:C2	26:1H:401:A:C4	3.06	0.44
22:1K:9:A:H4'	22:1K:10:G:OP2	2.16	0.44
1:1G:949:A:H2'	1:1G:950:U:C6	2.53	0.44
36:25:80:ASP:OD2	41:75:71:GLY:HA3	2.18	0.44
42:85:110:VAL:O	42:85:113:ALA:HB3	2.18	0.44
42:C8:105:VAL:O	42:C8:109:LEU:HD12	2.18	0.44
41:B8:128:GLU:O	41:B8:132:LYS:HB2	2.17	0.44
26:1H:1121:C:H5''	26:1H:1122:G:OP2	2.18	0.44
1:13:12:U:O2'	1:13:526:C:H4'	2.18	0.44
23:2L:8:4SU:H6	23:2L:8:4SU:O5'	2.17	0.44
13:4I:32:GLU:OE2	13:4I:33:ALA:N	2.51	0.44
5:4E:84:PHE:HB3	5:4E:134:ALA:HB2	1.99	0.44
26:14:28:A:C2	26:14:513:A:C8	3.06	0.44

Continued on next page...

Continued from previous page...

Atom-1	Atom-2	Interatomic distance (Å)	Clash overlap (Å)
25:4K:20:A:H2'	25:4K:21:G:C8	2.52	0.44
27:1J:15:A:H1'	27:1J:109:G:N7	2.33	0.44
4:3E:153:ARG:HB3	4:3E:181:MET:SD	2.58	0.44
26:14:1021:A:C6	26:14:1023:U:C5	3.06	0.44
27:16:76:G:O3'	47:H8:19:ARG:NH2	2.45	0.44
26:14:2299:G:N1	26:14:2318:G:C8	2.86	0.44
47:H8:164:ALA:O	47:H8:165:VAL:HG22	2.18	0.44
4:3E:107:ARG:HA	4:3E:107:ARG:HD2	1.51	0.44
22:1K:49:G:H1'	22:1K:50:C:OP1	2.17	0.44
1:13:342:C:C2'	1:13:343:U:H5'	2.47	0.44
26:14:1614:A:N6	44:A5:87:PRO:HA	2.32	0.44
1:13:1347:G:N2	1:13:1373:G:H2'	2.33	0.44
1:13:186(C):G:C5	1:13:191(E):G:C2	3.06	0.44
26:1H:1728:G:C6	26:1H:1730:U:H5''	2.53	0.44
1:1G:707:C:H2'	1:1G:708:C:C6	2.53	0.44
13:4I:7:VAL:HB	32:4I:115:ARG:HH22	1.82	0.44
1:13:1179:A:H4'	9:8E:103:THR:HA	1.99	0.44
26:1H:2058:A:H5''	26:1H:2059:A:OP2	2.18	0.44
45:B5:25:LYS:HD3	45:B5:80:ILE:HD11	1.99	0.44
26:14:997:G:C2	26:14:998:C:C6	3.05	0.44
46:G8:40:GLU:HA	46:G8:41:GLY:HA2	1.73	0.44
9:82:26:VAL:HG22	9:82:61:ALA:H	1.81	0.44
29:11:73:VAL:HG13	29:11:120:GLY:HA3	1.98	0.44
35:58:22:THR:OG1	35:58:23:LEU:N	2.50	0.44
30:29:23:VAL:HA	30:29:184:VAL:O	2.18	0.44
20:BI:55:ILE:HD13	20:BI:55:ILE:HA	1.86	0.44
26:14:498:G:H21	46:C5:47:LYS:HZ1	1.64	0.44
8:7E:94:TYR:CE1	8:7E:132:GLU:HB2	2.52	0.44
1:1G:631:G:H1'	1:1G:632:A:N7	2.32	0.44
34:69:121:LYS:C	34:69:122:GLU:HG2	2.38	0.44
1:13:322:C:H41	1:13:328:C:H6	1.64	0.44
26:1H:2577:A:H5''	26:1H:2578:G:H5'	2.00	0.44
1:13:1021:G:H8	1:13:1021:G:O5'	2.01	0.44
26:14:270(P):C:H6	26:14:270(P):C:O5'	2.01	0.44
26:14:1127:A:N1	26:14:2463:C:O2'	2.51	0.44
26:1H:844:C:H3'	26:1H:845:G:H8	1.82	0.44
26:1H:764:A:N3	29:11:213:ARG:NH1	2.65	0.44
18:9A:50:ILE:HG13	18:9A:74:ARG:HH21	1.83	0.44
35:58:4:TYR:OH	35:58:7:LYS:NZ	2.50	0.44
26:1H:64:A:N9	45:F8:66:LEU:HD23	2.32	0.44
3:22:60:ALA:H	3:22:63:ASN:HD21	1.66	0.44

Continued on next page...

Continued from previous page...

Atom-1	Atom-2	Interatomic distance (Å)	Clash overlap (Å)
26:14:107:C:H2'	26:14:108:U:H6	1.83	0.44
26:1H:1646:C:O3'	59:1H:3778:HOH:O	2.21	0.44
1:13:1120:G:H2'	1:13:1121:U:H6	1.83	0.44
12:3A:26:ALA:HA	12:3A:98:TYR:HE2	1.83	0.44
35:58:110:GLY:O	35:58:114:ARG:HB2	2.18	0.44
1:1G:784:C:H2'	1:1G:785:G:O4'	2.18	0.44
33:51:75:ALA:O	33:51:79:VAL:HG22	2.17	0.44
26:14:1894:C:C2'	26:14:1895:C:H5'	2.48	0.44
50:K8:46:GLN:OE1	50:K8:46:GLN:N	2.51	0.44
26:1H:654(D):G:H2'	26:1H:654(D):G:N3	2.33	0.44
26:1H:389:G:O5'	26:1H:389:G:H8	2.01	0.44
26:14:1716:U:H2'	26:14:1717:G:H8	1.82	0.44
26:14:1757:U:N3	26:14:1762:A:H2	2.04	0.43
31:39:3:GLU:HA	31:39:24:LEU:HD12	1.99	0.43
1:1G:1124:G:H1'	10:1A:38:ILE:HD11	2.00	0.43
1:13:234:C:H2'	1:13:235:C:C6	2.53	0.43
37:78:61:ARG:HG2	37:78:61:ARG:H	1.59	0.43
2:12:32:ILE:HD11	2:12:40:HIS:CD2	2.52	0.43
26:1H:1510:A:N3	26:1H:1510:A:H2'	2.33	0.43
26:1H:2129:C:OP1	28:71:6:ARG:NE	2.51	0.43
50:K8:15:LYS:N	50:K8:67:LYS:HZ1	2.16	0.43
13:4I:37:THR:HB	13:4I:55:ARG:HD2	2.00	0.43
26:1H:250:G:H5'	37:78:60:MET:SD	2.58	0.43
26:14:966:G:O4'	26:14:2267:A:N6	2.51	0.43
32:49:6:ALA:O	32:49:8:LYS:N	2.51	0.43
50:G5:4:SER:HA	50:G5:5:GLU:C	2.39	0.43
33:51:58:GLU:O	33:51:61:HIS:N	2.51	0.43
7:62:59:LEU:O	7:62:63:LYS:HG3	2.18	0.43
29:11:9:TYR:CZ	29:11:13:ARG:HG2	2.53	0.43
39:98:55:ALA:HB1	39:98:84:ALA:HB2	2.00	0.43
40:65:33:LYS:HB3	40:65:34:HIS:CD2	2.52	0.43
13:4I:7:VAL:HG12	13:4I:8:GLU:N	2.33	0.43
41:B8:6:LEU:HD12	41:B8:6:LEU:HA	1.74	0.43
7:6E:24:THR:O	7:6E:27:ILE:HB	2.18	0.43
1:13:805:C:C2'	1:13:806:C:H5'	2.48	0.43
26:1H:2115:G:OP1	26:1H:2166:G:O2'	2.31	0.43
49:J8:2:SER:O	49:J8:2:SER:OG	2.33	0.43
26:1H:1500:G:O2'	29:11:100:GLY:O	2.30	0.43
26:14:1820:U:C4	29:19:160:GLY:HA3	2.53	0.43
11:2I:112:THR:O	11:2I:114:VAL:HG12	2.18	0.43
12:3A:27:LEU:HB3	12:3A:33:ARG:CG	2.48	0.43

Continued on next page...

Continued from previous page...

Atom-1	Atom-2	Interatomic distance (Å)	Clash overlap (Å)
8:7E:25:ASP:C	8:7E:26:VAL:HG12	2.38	0.43
5:4E:147:ASP:O	5:4E:151:LEU:HB2	2.18	0.43
30:29:173:VAL:N	30:29:183:LEU:O	2.40	0.43
23:2L:54:G:C5	23:2L:55:5MU:H72	2.53	0.43
47:D5:59:LEU:HB3	47:D5:60:GLU:H	1.40	0.43
1:1G:803:G:C5	1:1G:804:U:C4	3.06	0.43
12:3A:110:VAL:HA	12:3A:111:LYS:HE2	2.00	0.43
48:E5:29:GLN:O	48:E5:67:VAL:HG23	2.17	0.43
2:12:218:ALA:O	2:12:219:VAL:HG22	2.18	0.43
1:13:1113:C:H2'	1:13:1114:C:C6	2.53	0.43
26:1H:2271:G:N7	59:1H:3779:HOH:O	2.36	0.43
1:1G:909:A:OP1	12:3A:21:LYS:HE2	2.18	0.43
26:1H:298:G:OP2	46:G8:84:ARG:HD2	2.18	0.43
5:42:15:ARG:NH1	25:4L:25:A:H5''	2.33	0.43
26:1H:2473:U:C2'	26:1H:2474:C:H5'	2.48	0.43
26:14:1509:C:H5'	26:14:1510:A:O4'	2.18	0.43
26:1H:882:G:N2	26:1H:894:C:N3	2.66	0.43
1:1G:1452:C:H4'	1:1G:1453:G:H5'	1.99	0.43
26:1H:349:G:H2'	26:1H:350:U:O4'	2.18	0.43
21:1B:9:ARG:HA	21:1B:22:ARG:HB2	1.99	0.43
1:1G:1216:G:H5''	14:5A:5:ALA:HB3	2.00	0.43
27:1J:21:G:H2'	27:1J:22:U:O4'	2.17	0.43
26:1H:471:A:P	59:1H:3863:HOH:O	2.76	0.43
26:14:412:A:H5''	26:14:413:C:OP2	2.18	0.43
28:71:180:PHE:HA	28:71:181:PRO:HD3	1.62	0.43
6:52:39:LYS:HB2	6:52:64:GLN:HB3	2.00	0.43
30:29:195:LEU:HD12	30:29:195:LEU:HA	1.83	0.43
41:75:18:ASP:OD1	41:75:18:ASP:N	2.49	0.43
6:5E:36:ARG:CZ	6:5E:36:ARG:HB3	2.48	0.43
42:C8:91:ASP:OD1	42:C8:95:LEU:O	2.36	0.43
41:75:3:ARG:N	41:75:4:GLY:CA	2.81	0.43
30:29:13:ARG:HH21	41:75:77:PRO:HB3	1.83	0.43
1:13:575:G:H4'	1:13:576:G:O5'	2.18	0.43
26:1H:2286:A:H4'	26:1H:2287:A:O5'	2.18	0.43
33:51:149:ARG:HG3	33:51:162:ILE:HG22	1.99	0.43
26:1H:196:A:C8	37:78:46:LYS:HG3	2.54	0.43
26:14:375:C:H2'	26:14:376:C:C6	2.53	0.43
26:1H:270(F):U:H2'	26:1H:270(G):C:C6	2.52	0.43
1:1G:1056:U:O2	1:1G:1056:U:H2'	2.17	0.43
40:65:26:LEU:HD13	40:65:87:PHE:HD1	1.83	0.43
1:13:191(D):U:H2'	1:13:191(E):G:C8	2.53	0.43

Continued on next page...

Continued from previous page...

Atom-1	Atom-2	Interatomic distance (Å)	Clash overlap (Å)
29:19:30:GLU:CB	29:19:35:LYS:NZ	2.80	0.43
40:65:54:LEU:O	40:65:56:LEU:N	2.47	0.43
13:4I:3:ARG:NH2	13:4I:9:ILE:HD11	2.33	0.43
6:52:87:ARG:NH1	6:52:87:ARG:HG2	2.31	0.43
31:31:134:GLY:CA	31:31:166:ALA:HB2	2.47	0.43
40:A8:78:LEU:HA	40:A8:82:ILE:O	2.18	0.43
35:58:57:ALA:O	35:58:59:LYS:N	2.51	0.43
1:1G:1280:A:H5''	10:1A:40:LEU:HG	2.00	0.43
55:M5:33:ASN:HA	55:M5:36:LYS:HD2	2.00	0.43
3:22:11:ARG:NH2	3:22:177:THR:O	2.48	0.43
34:61:130:TYR:C	34:61:131:LYS:HD2	2.38	0.43
26:14:34:C:HO2'	26:14:35:G:H8	1.65	0.43
32:49:88:ILE:HD12	32:49:88:ILE:HA	1.78	0.43
1:1G:537:G:H2'	1:1G:538:G:H8	1.83	0.43
54:P8:10:ARG:HG2	54:P8:10:ARG:O	2.17	0.43
26:14:959:A:C6	26:14:960:A:C2	3.07	0.43
1:1G:145:G:H2'	1:1G:146:G:O4'	2.19	0.43
26:1H:1684:C:C2	26:1H:1705:G:N2	2.87	0.43
26:14:1149:G:C6	26:14:1150:C:N4	2.86	0.43
46:C5:59:GLY:O	46:C5:61:ILE:HG12	2.17	0.43
26:1H:1257:C:H4'	31:31:83:PHE:CE1	2.53	0.43
37:78:91:PHE:O	37:78:123:LEU:HD11	2.18	0.43
1:1G:1228:C:H2'	1:1G:1229:A:C8	2.54	0.43
26:14:547:A:C6	26:14:548:A:N6	2.87	0.43
2:1E:236:TYR:N	2:1E:236:TYR:CD1	2.85	0.43
16:7I:28:ARG:HG3	16:7I:29:ASP:N	2.32	0.43
1:1G:927:G:H2'	1:1G:928:G:H8	1.83	0.43
5:4E:6:PHE:CE1	5:4E:36:ASP:HB3	2.54	0.43
26:14:1475:G:C4	26:14:1519:G:N2	2.87	0.43
37:35:29:LYS:HG2	37:35:30:THR:N	2.33	0.43
26:14:2784:C:O2	30:29:37:ARG:NH2	2.51	0.43
1:13:1071:C:H2'	1:13:1072:G:C8	2.54	0.43
38:45:30:GLY:CA	38:45:107:ALA:HB2	2.48	0.43
27:16:41:U:H5	32:41:70:VAL:O	2.00	0.43
6:5E:86:ARG:O	6:5E:87:ARG:HG2	2.18	0.43
1:13:110:C:H2'	1:13:111:G:O4'	2.17	0.43
10:1I:34:VAL:HG12	10:1I:74:ILE:HG23	2.00	0.43
1:13:300:A:H1'	1:13:565:U:O2	2.18	0.43
32:49:61:ALA:O	32:49:65:GLY:N	2.46	0.43
26:1H:1709:U:H1'	26:1H:2860:A:N3	2.33	0.43
26:14:1200:C:H1'	42:85:2:PRO:HG3	2.00	0.43

Continued on next page...

Continued from previous page...

Atom-1	Atom-2	Interatomic distance (Å)	Clash overlap (Å)
26:1H:1756:G:H4'	26:1H:1758:G:O4'	2.18	0.43
11:2A:21:ILE:HD12	11:2A:95:ILE:HD13	2.00	0.43
28:71:20:TYR:O	28:71:225:ASN:N	2.51	0.43
26:14:96:G:H4'	50:G5:48:HIS:CD2	2.54	0.43
1:1G:1402:C:H2'	1:1G:1403:C:O4'	2.18	0.43
50:K8:8:LYS:HA	50:K8:8:LYS:HD2	1.74	0.43
12:3I:126:LYS:HA	12:3I:126:LYS:HD3	1.78	0.43
9:8E:18:PHE:HD2	9:8E:62:TYR:HD2	1.65	0.43
29:11:30:GLU:CG	29:11:35:LYS:HE2	2.48	0.43
48:I8:10:THR:O	48:I8:12:ASN:N	2.51	0.43
24:3L:3:G:O5'	24:3L:3:G:H8	2.02	0.43
37:78:47:ASP:OD1	37:78:49:ARG:NH1	2.50	0.43
26:1H:120:U:P	59:1H:4056:HOH:O	2.76	0.43
26:14:932:G:N2	59:14:3686:HOH:O	2.28	0.43
30:21:59:VAL:HG22	30:21:60:ASN:H	1.84	0.43
49:F5:84:GLY:HA3	49:F5:87:PRO:HD2	1.99	0.43
49:F5:93:GLU:HB3	49:F5:94:LEU:H	1.37	0.43
26:14:947:G:H2'	26:14:948:G:C8	2.53	0.43
1:13:343:U:H2'	1:13:345:C:O2	2.18	0.43
30:29:63:LEU:HD12	30:29:73:GLU:OE2	2.18	0.43
1:13:1125:U:C5	1:13:1126:U:C4	3.07	0.43
1:1G:1173:G:H2'	1:1G:1174:G:O4'	2.18	0.43
26:1H:1088:A:N3	26:1H:1088:A:H3'	2.34	0.43
36:25:22:ILE:HB	36:25:41:ALA:HA	2.00	0.43
26:1H:2801:A:H8	26:1H:2802:G:C8	2.36	0.43
55:Q8:44:LYS:C	55:Q8:45:GLY:O	2.56	0.43
32:41:16:ARG:N	32:41:17:PRO:HD2	2.32	0.43
38:88:21:THR:CG2	38:88:25:ASP:HB2	2.47	0.43
6:52:33:TYR:CZ	6:52:78:GLU:HG3	2.53	0.43
6:52:33:TYR:HE1	6:52:78:GLU:HG3	1.80	0.43
4:32:135:LEU:HA	4:32:136:PRO:HD2	1.91	0.43
26:14:2420:C:O2'	26:14:2421:G:H5'	2.19	0.43
13:4A:22:ILE:HB	13:4A:25:ILE:CG1	2.46	0.43
1:1G:736:C:H2'	1:1G:737:A:H8	1.79	0.43
30:21:117:MET:O	30:21:118:LYS:HB3	2.18	0.43
1:13:243:A:H4'	1:13:244:U:C5'	2.48	0.43
15:6I:36:ILE:CD1	15:6I:63:ARG:HD3	2.48	0.43
4:3E:12:CYS:SG	4:3E:19:LEU:N	2.81	0.43
31:39:169:ASN:ND2	31:39:169:ASN:O	2.51	0.43
26:1H:2518:A:H8	26:1H:2518:A:H5'	1.81	0.43
46:G8:89:PHE:CD1	46:G8:90:LEU:N	2.86	0.43

Continued on next page...

Continued from previous page...

Atom-1	Atom-2	Interatomic distance (Å)	Clash overlap (Å)
32:41:107:LEU:HD11	32:41:178:PHE:CD1	2.54	0.43
2:1E:71:VAL:O	2:1E:165:VAL:HG22	2.18	0.43
5:4E:147:ASP:HA	5:4E:150:ARG:HH21	1.83	0.43
26:14:1628:G:H2'	26:14:1629:U:C6	2.53	0.43
26:1H:2646:C:H2'	26:1H:2647:U:O4'	2.17	0.43
47:H8:103:ARG:HE	47:H8:103:ARG:HB3	1.50	0.43
7:62:126:ASP:HB3	7:62:131:LYS:O	2.18	0.43
1:1G:109:A:H5'	1:1G:110:C:C5	2.52	0.43
4:3E:138:TYR:HD1	4:3E:138:TYR:C	2.22	0.43
12:3I:53:ARG:NH1	12:3I:92:ASP:OD1	2.51	0.43
38:45:58:PHE:O	38:45:58:PHE:CD1	2.71	0.43
1:1G:129(A):G:C2	1:1G:191(A):G:C8	3.06	0.43
48:E5:36:ILE:HD11	48:E5:39:ARG:HG2	1.99	0.43
48:I8:49:LYS:O	48:I8:50:ASN:HB2	2.18	0.43
1:13:410:G:O6	59:13:1833:HOH:O	2.19	0.43
29:19:118:VAL:HG22	29:19:119:ALA:H	1.84	0.43
26:1H:2461:C:H2'	26:1H:2462:U:C6	2.54	0.43
33:51:6:ARG:HB3	33:51:65:HIS:CG	2.53	0.43
27:1J:109:G:C6	27:1J:110:G:C5	3.06	0.43
1:1G:951:G:HO2'	1:1G:972:C:H5	1.61	0.43
32:41:88:ILE:HG22	32:41:88:ILE:O	2.18	0.43
1:1G:1157:A:N6	1:1G:1181:G:C8	2.87	0.43
4:3E:162:LEU:HD12	4:3E:181:MET:HE3	1.99	0.43
42:C8:92:ARG:HH21	43:D8:10:LYS:CB	2.31	0.43
24:3K:75:C:O2'	24:3K:76:A:H2	2.01	0.43
30:29:9:VAL:HA	41:75:3:ARG:CD	2.48	0.43
1:1G:1442:G:HO2'	1:1G:1443:G:P	2.38	0.43
1:1G:104:G:C2	1:1G:105:G:C8	3.06	0.43
26:1H:2370:G:C6	26:1H:2371:G:C6	3.06	0.43
26:1H:1163:G:C2	26:1H:1164:G:C8	3.07	0.43
1:13:972:C:OP1	59:13:1840:HOH:O	2.21	0.43
26:1H:270(E):G:C5	26:1H:270(F):U:C4	3.07	0.43
26:1H:1799:G:O2'	26:1H:1800:C:OP2	2.22	0.43
32:49:39:ILE:HD11	32:49:102:PHE:CZ	2.53	0.43
26:1H:548:A:H2'	26:1H:549:G:C5'	2.44	0.43
1:1G:1359:C:H4'	1:1G:1360:A:OP2	2.17	0.43
1:1G:266:G:O3'	17:8A:67:LYS:HB2	2.18	0.43
1:13:417:C:C2	1:13:418:C:C5	3.06	0.43
26:14:2057:A:P	59:14:3693:HOH:O	2.76	0.43
1:13:544:G:C6	1:13:545:C:C4	3.07	0.43
1:1G:919:A:H2'	1:1G:920:U:H5'	1.99	0.43

Continued on next page...

Continued from previous page...

Atom-1	Atom-2	Interatomic distance (Å)	Clash overlap (Å)
7:62:111:ARG:H	7:62:111:ARG:HG3	1.60	0.43
26:14:996:A:H4'	42:85:92:ARG:CZ	2.48	0.43
26:14:632:A:O2'	26:14:633:A:H5'	2.18	0.43
18:9A:58:LEU:HD22	18:9A:62:GLU:HB3	1.99	0.43
1:1G:837:G:H2'	1:1G:838:G:O4'	2.19	0.43
1:1G:688:G:H2'	1:1G:689:C:H6	1.83	0.43
26:14:1759:A:C8	26:14:2696:U:O2	2.71	0.43
11:2A:116:HIS:O	11:2A:117:ASN:HB2	2.18	0.43
1:1G:198:G:C6	1:1G:220:G:C2	3.06	0.43
1:13:222:U:C2	1:13:223:U:C5	3.06	0.43
26:1H:844:C:H3'	26:1H:845:G:C8	2.54	0.43
1:1G:109:A:C6	1:1G:326:G:C6	3.06	0.43
1:1G:58:C:O2'	1:1G:388:G:N7	2.47	0.43
1:13:1055:A:C5	1:13:1206:G:C2	3.06	0.43
1:13:50:A:H1'	1:13:52:G:C8	2.54	0.43
39:98:27:SER:HB3	39:98:34:ILE:HD11	1.99	0.43
26:14:2309:A:C6	26:14:2310:A:C6	3.06	0.43
12:3I:53:ARG:HG3	12:3I:53:ARG:HH11	1.83	0.43
26:14:1991:U:C2'	26:14:1992:G:H5''	2.49	0.43
1:13:956:U:O2	1:13:1225:A:C2	2.71	0.43
1:13:228:A:H2'	1:13:229:U:O4'	2.18	0.43
11:2I:27:ASN:OD1	11:2I:28:THR:N	2.52	0.43
15:6A:54:ARG:O	15:6A:58:MET:HG3	2.18	0.43
42:85:106:PHE:O	42:85:109:LEU:HB2	2.18	0.43
27:16:68:C:C2'	27:16:69:G:H5'	2.49	0.43
1:13:1251:A:H2'	1:13:1252:A:C8	2.52	0.43
31:39:9:ILE:HG12	31:39:14:PRO:HA	2.00	0.43
42:85:39:LEU:HD23	42:85:39:LEU:HA	1.72	0.43
23:2L:38:A:H2'	23:2L:39:A:O4'	2.19	0.43
23:2L:38:A:O2'	23:2L:39:A:H5'	2.18	0.43
1:13:828:A:H2'	1:13:829:G:O4'	2.18	0.43
26:14:2291:U:O2'	26:14:2374:C:O2	2.36	0.43
52:M8:42:PHE:O	52:M8:43:TYR:C	2.57	0.43
26:1H:2599:G:N7	29:11:237:GLU:HB2	2.34	0.43
26:1H:2592:G:C6	26:1H:2593:U:N3	2.87	0.43
10:1A:55:LYS:HA	10:1A:55:LYS:HD2	1.59	0.43
1:13:468:A:H3'	1:13:474:G:C8	2.54	0.43
26:1H:1142(A):A:C5	26:1H:1144:G:C5	3.07	0.43
42:C8:88:ILE:C	42:C8:90:VAL:H	2.22	0.43
4:3E:7:PRO:HB2	4:3E:10:ARG:HD2	2.00	0.43
52:M8:6:HIS:HD1	52:M8:7:PRO:HD2	1.82	0.43

Continued on next page...

Continued from previous page...

Atom-1	Atom-2	Interatomic distance (Å)	Clash overlap (Å)
28:71:7:TYR:HA	28:71:10:LEU:HD22	2.00	0.43
28:71:7:TYR:HD1	28:71:10:LEU:HD23	1.83	0.43
1:13:377:G:P	16:7I:5:ARG:HH11	2.41	0.43
1:13:652:U:C4	1:13:752:G:N3	2.86	0.43
1:1G:1246:C:H2'	1:1G:1247:U:H6	1.83	0.43
24:3L:21:A:H2	24:3L:46:G:H22	1.66	0.43
32:49:16:ARG:N	32:49:17:PRO:HD2	2.34	0.43
26:1H:869:G:C5	59:1H:3698:HOH:O	2.70	0.43
13:4A:78:ILE:O	13:4A:81:LEU:N	2.50	0.43
46:G8:94:LYS:HD2	46:G8:94:LYS:HA	1.49	0.43
26:14:1111:A:O3'	26:14:1112:G:H4'	2.19	0.43
32:49:120:LEU:HB2	32:49:180:PHE:HD1	1.82	0.43
18:9A:22:VAL:C	18:9A:24:ALA:H	2.21	0.43
26:14:2475:C:H3'	26:14:2476:A:C5'	2.48	0.43
33:51:83:TYR:HB2	33:51:84:SER:H	1.52	0.43
9:82:25:LYS:NZ	9:82:33:PHE:HB3	2.33	0.43
26:1H:1491:G:N2	26:1H:1500:G:H1'	2.34	0.43
1:13:1190:G:OP1	3:2E:5:ILE:HG23	2.18	0.43
1:1G:590:C:H2'	1:1G:591:U:C6	2.52	0.43
48:E5:50:ASN:HB3	48:E5:63:VAL:HG22	2.00	0.43
26:1H:997:G:C2'	26:1H:998:C:H5'	2.48	0.43
23:2L:9:G:N3	23:2L:46:G:H2'	2.34	0.43
1:13:475:G:H2'	1:13:476:G:H8	1.83	0.43
22:1K:76:A:H8	26:1H:2583:G:H21	1.60	0.43
3:22:72:LYS:HG3	3:22:75:VAL:HG23	2.00	0.43
1:13:671:G:H2'	1:13:672:U:C6	2.51	0.43
26:14:2849:U:H1'	26:14:2866:U:O2	2.18	0.43
11:2I:21:ILE:HG12	11:2I:94:ALA:HB1	2.00	0.43
26:14:2462:U:H2'	26:14:2463:C:C6	2.53	0.43
26:14:442:G:C4	26:14:444:C:C5	3.06	0.43
1:13:195:A:C5	1:13:196:A:N1	2.86	0.43
26:1H:2134:A:N6	26:1H:2157:G:H4'	2.33	0.43
35:58:7:LYS:H	35:58:7:LYS:HD2	1.83	0.43
54:P8:31:LEU:O	54:P8:35:ARG:HB2	2.19	0.43
1:1G:265:G:H5'	17:8A:64:PRO:O	2.18	0.43
46:G8:34:LYS:HD3	46:G8:36:ALA:HB2	1.99	0.43
7:6E:113:GLU:HG3	7:6E:119:ARG:HG2	2.00	0.43
1:13:7:G:H5'	1:13:298:A:O4'	2.17	0.43
26:14:2774:C:H2'	26:14:2775:A:O4'	2.19	0.43
1:13:868:C:H2'	1:13:869:G:O4'	2.18	0.43
1:13:1116:C:O2'	9:8E:108:VAL:HG21	2.19	0.43

Continued on next page...

Continued from previous page...

Atom-1	Atom-2	Interatomic distance (Å)	Clash overlap (Å)
1:1G:654:G:C2	1:1G:753:A:C4	3.06	0.43
31:39:134:GLY:HA2	31:39:166:ALA:HB2	2.00	0.43
26:14:1163:G:H2'	26:14:1164:G:H8	1.84	0.43
42:85:8:VAL:O	42:85:12:ARG:HG3	2.17	0.43
15:6I:67:LEU:O	15:6I:71:GLN:HB2	2.18	0.43
26:1H:2780:G:OP1	35:58:118:LYS:HE3	2.18	0.43
21:1F:10:ARG:HH11	21:1F:10:ARG:HB3	1.80	0.43
38:88:30:GLY:HA2	38:88:107:ALA:HB2	1.99	0.43
30:21:49:LEU:HA	30:21:49:LEU:HD12	1.58	0.43
44:A5:63:ASP:CG	44:A5:63:ASP:O	2.57	0.43
34:69:44:LEU:HA	34:69:44:LEU:HD23	1.74	0.43
30:29:181:LEU:HA	30:29:181:LEU:HD12	1.80	0.43
37:35:60:MET:HB3	37:35:60:MET:HE2	1.81	0.43
49:J8:75:GLU:O	49:J8:77:ALA:N	2.51	0.43
1:13:820:U:H4'	1:13:821:G:OP2	2.18	0.43
26:14:270(X):G:OP2	59:14:3645:HOH:O	2.21	0.43
19:AI:41:VAL:HG12	19:AI:42:PRO:HA	1.99	0.43
52:M8:14:ILE:HG22	52:M8:24:THR:HG22	1.99	0.43
26:1H:2751:G:C6	33:51:3:ARG:HG3	2.53	0.43
26:14:139:G:H8	26:14:139:G:H5'	1.84	0.43
26:14:879:G:C2'	26:14:897:C:H41	2.31	0.43
26:1H:1142(A):A:C4	26:1H:1144:G:N7	2.87	0.43
26:14:2287:A:N1	26:14:2346:A:H2	2.16	0.43
49:F5:92:LYS:CA	49:F5:95:LEU:HB2	2.48	0.43
28:71:6:ARG:O	28:71:10:LEU:HD13	2.18	0.43
1:13:509:A:H5'	4:3E:54:TYR:HD2	1.83	0.43
26:14:1557:C:H5''	26:14:1558:A:OP2	2.19	0.43
19:AA:7:LYS:HD2	19:AA:7:LYS:C	2.39	0.43
26:1H:141(A):C:H2'	26:1H:142:G:O4'	2.19	0.43
26:1H:287:C:H2'	26:1H:288:C:C6	2.53	0.43
3:22:73:PRO:O	3:22:76:VAL:HG22	2.18	0.43
24:3L:61:C:O2'	28:79:52:ARG:NH2	2.52	0.43
4:32:13:ARG:C	4:32:15:GLU:N	2.72	0.43
27:16:7:G:O5'	40:A8:29:PHE:CE2	2.72	0.43
1:1G:266:G:H2'	1:1G:266:G:N3	2.34	0.43
5:4E:76:ILE:HB	5:4E:77:PRO:HD2	2.01	0.43
1:1G:1286:A:H2'	1:1G:1287:A:H4'	2.00	0.43
1:1G:376:G:H5''	16:7A:5:ARG:HB2	2.00	0.43
26:1H:2378:A:H4'	40:A8:23:ARG:NH1	2.33	0.43
7:62:121:ALA:O	7:62:125:MET:HG3	2.19	0.43
19:AA:17:GLU:O	19:AA:20:LEU:HB2	2.18	0.43

Continued on next page...

Continued from previous page...

Atom-1	Atom-2	Interatomic distance (Å)	Clash overlap (Å)
3:2E:11:ARG:HE	3:2E:180:ALA:HB3	1.84	0.43
3:22:11:ARG:NH2	3:22:182:ILE:HD11	2.33	0.43
26:14:2196:C:O2'	26:14:2197:U:H5'	2.18	0.43
47:D5:98:MET:O	47:D5:125:LEU:HD12	2.18	0.43
26:14:2854:G:C2	26:14:2864:G:C2	3.07	0.43
26:14:246:C:H41	55:M5:8:LYS:HG3	1.83	0.43
43:95:37:VAL:HG11	43:95:40:LEU:HD23	2.00	0.43
26:14:1057:A:H8	26:14:1086:A:O2'	2.01	0.43
26:1H:2098:U:H2'	26:1H:2099:U:O4'	2.18	0.43
1:1G:1004:A:H8	1:1G:1026:G:C8	2.36	0.43
26:14:838:C:O2'	26:14:839:U:H5'	2.19	0.43
26:14:2647:U:H2'	26:14:2648:C:C6	2.54	0.43
47:D5:61:LEU:HB3	47:D5:62:PRO:O	2.18	0.43
26:14:1386:C:OP2	26:14:1396:U:H5	2.01	0.43
26:14:12:U:O2	26:14:12:U:H2'	2.18	0.43
1:13:390:C:H2'	1:13:391:G:C8	2.54	0.43
26:14:2335:A:C8	26:14:2337:G:C5	3.07	0.43
26:1H:1270:C:H5''	26:1H:1271:G:O5'	2.18	0.43
10:1I:48:THR:OG1	10:1I:62:HIS:CE1	2.71	0.43
26:1H:1310:G:OP2	54:P8:9:ARG:NH1	2.51	0.43
26:1H:2284:C:C2'	26:1H:2285:C:H5'	2.49	0.43
41:B8:16:ARG:HE	41:B8:19:LEU:HD21	1.83	0.43
51:L8:3:ARG:HG3	51:L8:59:VAL:HG13	2.00	0.43
26:1H:2744:G:C8	26:1H:2755:C:C6	3.06	0.43
2:1E:58:ILE:O	2:1E:62:ALA:N	2.41	0.43
27:16:19:G:H2'	27:16:20:C:O4'	2.19	0.43
26:14:2076:U:H5	26:14:2596:U:O2	2.01	0.43
26:14:1071:G:O6	26:14:1072:C:N4	2.52	0.43
1:13:134:A:H1'	1:13:325:A:C5	2.54	0.43
10:1A:46:ARG:NH2	14:5A:61:TRP:CZ2	2.87	0.43
23:2K:19:G:C2	23:2K:59:A:C5	3.07	0.43
15:6A:81:LEU:HD12	15:6A:81:LEU:HA	1.83	0.43
38:88:112:GLU:CD	38:88:112:GLU:H	2.21	0.43
26:14:806:C:C2	26:14:807:U:C5	3.05	0.43
44:A5:6:ILE:HG23	44:A5:104:THR:OG1	2.19	0.43
26:14:2579:C:O2'	30:29:134:ILE:HD11	2.18	0.43
29:11:65:ILE:HD12	29:11:66:ASP:H	1.83	0.43
36:68:67:LYS:HE3	36:68:68:GLU:OE1	2.18	0.43
26:1H:1664:A:N6	26:1H:1665:A:N6	2.67	0.43
1:1G:1392:G:H21	1:1G:1502:A:H8	1.67	0.43
22:1L:9:A:N7	22:1L:45:G:C6	2.87	0.43

Continued on next page...

Continued from previous page...

Atom-1	Atom-2	Interatomic distance (Å)	Clash overlap (Å)
2:12:22:LYS:O	2:12:22:LYS:HG3	2.18	0.43
30:29:54:GLN:CD	30:29:55:ASN:H	2.21	0.43
4:32:25:ARG:NH1	4:32:30:LYS:O	2.51	0.43
1:13:1291:G:OP1	7:6E:37:ASN:ND2	2.52	0.43
26:14:1005:C:C2	26:14:1143:A:C5	3.07	0.43
1:1G:1008:C:C2	1:1G:1022:G:N2	2.87	0.43
1:1G:1021:G:H2'	1:1G:1022:G:C8	2.53	0.43
50:K8:15:LYS:HZ2	50:K8:67:LYS:NZ	2.17	0.43
26:1H:1405:U:H2'	26:1H:1406:U:H6	1.79	0.43
26:14:1380:G:N2	26:14:1570:A:C2	2.86	0.43
19:AA:66:MET:HB3	19:AA:69:HIS:CE1	2.54	0.43
1:13:1374:A:O2'	7:6E:28:ASN:HB3	2.19	0.43
38:88:66:ILE:CG1	38:88:67:ARG:H	2.30	0.43
3:22:76:VAL:O	3:22:84:ILE:HA	2.19	0.43
26:1H:1532:C:H2'	26:1H:1533:C:O4'	2.18	0.43
47:H8:59:LEU:HD23	47:H8:59:LEU:HA	1.65	0.43
1:1G:1291:G:O3'	9:82:39:GLY:HA3	2.19	0.43
26:1H:1106:G:H2'	26:1H:1107:G:O4'	2.19	0.43
26:1H:1108:U:O4	26:1H:1109:C:N4	2.52	0.43
26:1H:2292:C:OP2	40:A8:17:ARG:NH2	2.52	0.43
26:14:1534:G:H3'	26:14:1535:U:C5'	2.46	0.43
1:13:406:G:H21	4:3E:119:GLN:HE22	1.66	0.43
35:15:39:ARG:NH1	35:15:41:ASP:HB2	2.33	0.43
35:15:35:ARG:HB3	35:15:42:TRP:HZ3	1.84	0.43
1:1G:1327:C:H2'	1:1G:1328:C:C6	2.54	0.43
3:22:47:LEU:HG	3:22:68:VAL:HG11	1.99	0.43
3:22:148:GLY:HA3	3:22:172:ARG:H	1.84	0.43
1:13:953:G:C2	1:13:954:G:HI1'	2.54	0.43
19:AA:12:ASP:HB3	19:AA:38:SER:OG	2.18	0.43
26:1H:827:U:H5'	26:1H:828:U:O5'	2.18	0.43
47:D5:4:ARG:HB3	47:D5:58:VAL:HB	2.00	0.43
1:1G:562:C:H4'	1:1G:563:A:O5'	2.18	0.43
22:1K:76:A:C1'	26:1H:2583:G:H21	2.32	0.43
15:6I:7:GLU:O	15:6I:11:VAL:HG23	2.17	0.43
26:14:1945:G:C4	26:14:1946:U:C5	3.07	0.43
26:14:2849:U:OP1	41:75:95:ARG:NH1	2.52	0.43
26:14:987:G:O2'	26:14:1000:A:N3	2.44	0.43
26:14:1629:U:H2'	26:14:1630:G:C8	2.54	0.43
26:14:636:G:N7	37:35:113:LYS:NZ	2.55	0.43
7:62:143:ARG:H	7:62:143:ARG:CD	2.32	0.43
26:1H:172:C:H2'	26:1H:173:G:H8	1.83	0.43

Continued on next page...

Continued from previous page...

Atom-1	Atom-2	Interatomic distance (Å)	Clash overlap (Å)
19:AI:5:LEU:O	19:AI:6:LYS:CB	2.66	0.43
26:1H:11:G:C2'	26:1H:12:U:H5'	2.48	0.43
45:B5:53:LYS:HB3	45:B5:82:GLN:HB3	1.98	0.43
26:14:649:G:H2'	26:14:650:C:C6	2.54	0.43
11:2I:40:ILE:HG22	11:2I:75:TYR:HD2	1.83	0.43
26:14:873:G:C2	26:14:905:U:O2	2.71	0.43
1:1G:949:A:H1'	1:1G:1364:U:O2	2.18	0.43
51:H5:6:VAL:HG12	51:H5:56:VAL:HB	2.00	0.43
26:14:43:G:H2'	26:14:44:A:O4'	2.19	0.43
3:22:65:ALA:HA	3:22:100:ALA:CB	2.49	0.43
5:4E:71:LEU:C	5:4E:72:GLN:HE21	2.21	0.43
33:51:38:SER:HA	33:51:39:PRO:HD3	1.89	0.43
1:13:20:U:C2'	1:13:21:G:H5'	2.49	0.43
9:8E:115:GLY:HA2	10:1I:58:ASP:OD2	2.19	0.43
26:1H:95:G:O2'	50:K8:48:HIS:HB3	2.19	0.43
17:8I:7:THR:OG1	17:8I:58:GLU:HG2	2.18	0.43
26:1H:90:U:H6	26:1H:90:U:OP1	2.01	0.43
26:14:278:A:H2'	26:14:278:A:OP2	2.18	0.43
1:1G:1086:U:O5'	1:1G:1086:U:H6	2.02	0.43
19:AI:41:VAL:CG1	19:AI:45:VAL:H	2.30	0.43
26:14:138:G:C2'	26:14:139:G:H5''	2.49	0.43
26:1H:2597:G:H2'	26:1H:2598:A:C8	2.54	0.43
1:1G:1148:U:C4	1:1G:1149:C:C2	3.07	0.43
46:C5:20:TYR:CZ	46:C5:42:VAL:HA	2.53	0.43
41:75:80:SER:OG	41:75:83:ILE:HG13	2.19	0.43
44:A5:110:LYS:HG3	44:A5:111:HIS:ND1	2.34	0.43
1:1G:1224:G:C2	1:1G:1322:C:H4'	2.54	0.43
1:13:516:U:C4	1:13:517:G:C6	3.07	0.43
8:7E:82:HIS:O	8:7E:137:VAL:HA	2.18	0.43
31:31:29:ASN:HB3	31:31:112:MET:HE1	2.00	0.43
1:1G:1206:G:O5'	1:1G:1206:G:H8	2.02	0.43
29:19:30:GLU:CG	29:19:35:LYS:HZ3	2.32	0.43
26:14:2687:U:C4	26:14:2688:U:C5	3.07	0.43
13:4I:54:VAL:O	13:4I:58:GLU:HG2	2.18	0.43
1:1G:652:U:O2'	1:1G:653:A:N3	2.42	0.43
46:G8:76:CYS:HB2	46:G8:82:PRO:HD3	2.00	0.43
26:1H:330:A:O2'	26:1H:331:A:C8	2.66	0.43
26:14:1260:G:C6	26:14:1261:C:C4	3.06	0.43
27:1J:2:C:H2'	27:1J:3:C:C6	2.54	0.43
1:13:141:A:C2	1:13:142:G:C5	3.07	0.43
26:14:2472:G:N2	26:14:2477:C:OP1	2.38	0.43

Continued on next page...

Continued from previous page...

Atom-1	Atom-2	Interatomic distance (Å)	Clash overlap (Å)
1:13:955:U:H1'	1:13:1227:A:N6	2.34	0.43
26:14:1115:G:C6	26:14:1116:C:C4	3.07	0.43
22:1K:17:U:O4	22:1K:55:PSU:H1'	2.19	0.43
22:1K:76:A:C8	26:1H:2507:C:H1'	2.54	0.43
5:4E:122:GLU:OE1	5:4E:131:ILE:HG13	2.19	0.43
41:75:21:GLU:OE2	41:75:21:GLU:N	2.51	0.43
22:1L:8:U:H3'	22:1L:13:C:H42	1.84	0.43
21:1F:6:ARG:HH11	21:1F:15:ARG:CD	2.32	0.43
37:78:130:PHE:CE1	37:78:146:VAL:HG23	2.54	0.43
36:68:98:VAL:HG13	36:68:117:LEU:HB3	2.01	0.43
1:13:942:G:C2	1:13:1342:C:C2	3.07	0.43
1:13:943:U:C1'	9:8E:124:GLN:HE22	2.32	0.43
26:14:1751:C:O2'	26:14:1752:C:H5'	2.19	0.43
29:11:85:ASP:OD2	29:11:88:ARG:NH1	2.39	0.43
27:16:32:C:C2	27:16:51:G:N2	2.86	0.43
26:1H:1506:C:H5'	26:1H:1507:A:OP2	2.19	0.43
27:1J:60:C:H2'	27:1J:61:G:H8	1.84	0.43
26:14:957:A:N6	26:14:2459:A:C8	2.87	0.43
1:13:21:G:OP1	59:13:1841:HOH:O	2.22	0.43
1:13:295:C:H2'	1:13:296:U:O4'	2.18	0.43
11:2I:92:GLU:O	11:2I:96:ARG:HB2	2.19	0.43
2:12:201:ILE:HA	2:12:202:PRO:HD2	1.92	0.43
29:19:228:PRO:HD3	29:19:235:GLY:HA3	1.99	0.43
31:31:53:THR:HG23	31:31:56:GLU:OE2	2.19	0.43
26:14:1932:A:H2'	26:14:1933:G:O4'	2.18	0.43
26:1H:182:A:H2'	26:1H:183:C:C6	2.53	0.43
43:95:20:LEU:O	43:95:94:LEU:N	2.49	0.43
1:1G:867:G:O2'	1:1G:868:C:H5'	2.19	0.43
5:42:69:VAL:O	5:42:71:LEU:N	2.51	0.43
26:14:229:A:H2	26:14:418:G:H4'	1.84	0.43
47:D5:33:LEU:HA	47:D5:33:LEU:HD12	1.76	0.43
40:A8:67:ARG:HB2	40:A8:67:ARG:NH1	2.34	0.43
39:55:29:LEU:HD12	39:55:29:LEU:HA	1.75	0.43
26:14:2001:A:H2'	26:14:2002:G:C8	2.53	0.43
11:2I:69:ALA:HB1	11:2I:73:MET:HE3	2.01	0.43
26:1H:151:C:H2'	26:1H:152:G:C8	2.54	0.43
24:3L:29:U:H2'	24:3L:30:G:C8	2.54	0.43
24:3L:31:A:H5'	24:3L:32:C:OP2	2.18	0.43
29:11:27:THR:OG1	29:11:28:GLU:N	2.51	0.43
1:1G:1176:A:C2'	1:1G:1177:G:H5'	2.49	0.43
1:13:266:G:H8	1:13:266:G:H2'	1.74	0.43

Continued on next page...

Continued from previous page...

Atom-1	Atom-2	Interatomic distance (Å)	Clash overlap (Å)
38:45:21:THR:HG21	38:45:101:ARG:CD	2.48	0.43
1:1G:616:G:C2	1:1G:617:G:N7	2.86	0.43
20:BA:25:ARG:HG3	20:BA:29:LYS:HE3	1.99	0.43
20:BA:29:LYS:O	20:BA:33:ILE:HG13	2.18	0.43
1:13:1127:G:H2'	1:13:1128:C:C5'	2.46	0.43
13:4I:40:ASN:HB3	13:4I:43:THR:HG23	2.01	0.43
26:14:1952:A:C6	36:25:22:ILE:CD1	2.98	0.43
30:21:32:PRO:HD2	30:21:50:GLY:O	2.18	0.43
4:32:13:ARG:HB2	4:32:39:PRO:HA	2.00	0.43
1:1G:998(A):C:H2'	1:1G:999:U:H6	1.84	0.43
40:65:21:THR:H	40:65:21:THR:HG22	1.53	0.43
1:1G:1363:A:H1'	1:1G:1365:G:N7	2.34	0.43
26:1H:1110:G:O2'	26:1H:1111:A:C8	2.70	0.43
26:1H:1784:A:H4'	26:1H:1785:A:C5'	2.48	0.43
26:14:2269:A:OP1	59:14:3646:HOH:O	2.21	0.43
26:14:2873:A:C8	39:55:6:SER:HB2	2.54	0.43
38:88:6:ARG:CG	38:88:7:MET:N	2.82	0.43
26:1H:2638:G:P	30:21:82:ARG:NH2	2.92	0.43
36:25:106:LEU:HD13	36:25:114:ILE:HG21	2.01	0.43
7:62:122:HIS:HA	7:62:125:MET:HE2	2.01	0.43
26:14:2336:A:H61	48:E5:43:THR:HB	1.83	0.43
9:82:18:PHE:C	9:82:19:LEU:HD12	2.39	0.43
26:14:1321:A:H2'	26:14:1322:A:O4'	2.19	0.43
13:4A:11:ARG:HG2	13:4A:12:ASN:HB2	2.01	0.43
32:49:113:ARG:HD3	32:49:140:ILE:O	2.19	0.43
26:1H:753:C:O2'	26:1H:754:C:H5'	2.19	0.43
29:11:70:TRP:O	29:11:73:VAL:HG23	2.18	0.43
26:14:2262:U:H4'	26:14:2328:A:H2	1.81	0.43
1:13:703:G:H8	1:13:703:G:O5'	2.01	0.43
26:14:1204:A:O2'	26:14:1205:U:OP2	2.36	0.43
40:65:7:TYR:CE1	40:65:91:PRO:HG3	2.54	0.43
26:1H:1705:G:C6	26:1H:1706:U:C4	3.06	0.43
1:1G:273:A:C2'	1:1G:274:A:H5'	2.49	0.43
26:14:818:G:H5'	26:14:839:U:OP1	2.18	0.43
1:13:146:G:N2	1:13:147:G:C4	2.87	0.43
26:14:867:C:N4	26:14:868:U:O4	2.52	0.43
1:13:943:U:H1'	9:8E:124:GLN:HE22	1.82	0.43
1:13:332:G:C2	1:13:333:G:C8	3.07	0.43
26:1H:1402:C:N3	26:1H:1403:C:C5	2.86	0.43
26:14:1519:G:C6	26:14:1520:U:N3	2.87	0.43
26:14:2693:A:H2'	26:14:2694:G:C8	2.54	0.43

Continued on next page...

Continued from previous page...

Atom-1	Atom-2	Interatomic distance (Å)	Clash overlap (Å)
26:1H:2110:G:C5	26:1H:2120:G:C8	3.07	0.43
13:4I:30:ALA:O	13:4I:33:ALA:N	2.51	0.43
18:9I:73:ALA:HB3	18:9I:79:LEU:HD12	2.01	0.43
3:2E:113:ALA:N	3:2E:183:ASP:OD2	2.45	0.43
1:1G:1459:C:OP1	20:BA:31:SER:OG	2.31	0.43
26:14:380:U:OP1	59:14:3650:HOH:O	2.21	0.43
1:1G:570:G:H1'	1:1G:820:U:C4	2.54	0.43
1:13:37:U:O2'	1:13:500:G:H4'	2.19	0.43
36:25:7:TYR:CE1	36:25:20:MET:HB2	2.53	0.43
1:13:1310:G:H1	1:13:1327:C:H42	1.64	0.43
34:69:6:LEU:HB2	34:69:36:ALA:HA	2.01	0.43
1:13:1517:G:H1'	26:1H:1919:A:O3'	2.19	0.43
38:45:3:MET:HG3	38:45:3:MET:O	2.18	0.43
49:J8:73:LEU:HD23	49:J8:73:LEU:HA	1.80	0.43
26:14:669:G:N3	26:14:669:G:H2'	2.33	0.43
34:69:84:GLY:O	34:69:85:GLU:HB3	2.18	0.43
17:8A:3:LYS:HD3	17:8A:61:GLU:O	2.19	0.43
45:B5:35:THR:HG23	45:B5:38:GLU:HB2	2.01	0.43
1:13:1284:C:H2'	1:13:1285:A:N7	2.34	0.43
38:45:27:VAL:HB	38:45:28:ALA:O	2.18	0.43
38:45:31:ASP:O	38:45:133:ARG:O	2.36	0.43
27:1J:15:A:H1'	27:1J:109:G:C5	2.54	0.43
1:13:768:A:H2'	1:13:769:G:O4'	2.19	0.43
1:1G:1371:G:P	9:82:11:LYS:HG2	2.59	0.43
39:98:2:ARG:CZ	39:98:2:ARG:HB3	2.49	0.43
1:1G:985:C:H2'	1:1G:986:A:C8	2.54	0.43
1:1G:51:A:C2	1:1G:353:A:N1	2.87	0.43
26:1H:2154:G:C2	26:1H:2155:G:C5	3.06	0.43
28:71:215:THR:OG1	28:71:220:PRO:O	2.36	0.43
1:1G:1497:G:C2'	1:1G:1498:U:H5'	2.41	0.43
1:13:1125:U:C5	10:1I:38:ILE:HD12	2.54	0.43
5:42:90:VAL:O	5:42:120:THR:HA	2.19	0.43
26:14:91:A:O2'	26:14:92:G:H5'	2.19	0.43
26:1H:1535:U:H6	26:1H:1538:G:H21	1.67	0.43
40:65:107:GLU:H	40:65:110:LEU:HD11	1.84	0.43
26:1H:1344:G:C6	26:1H:1385:G:N7	2.86	0.43
31:39:46:ARG:HG2	31:39:46:ARG:NH1	2.31	0.43
1:13:1507:A:OP2	25:4K:12:A:C2	2.72	0.43
40:65:62:LYS:HA	40:65:65:VAL:CG1	2.49	0.43
1:13:1118:C:P	9:8E:104:ARG:HH11	2.42	0.43
26:14:1858:G:H8	26:14:1858:G:OP2	2.01	0.43

Continued on next page...

Continued from previous page...

Atom-1	Atom-2	Interatomic distance (Å)	Clash overlap (Å)
46:G8:40:GLU:HA	46:G8:64:GLU:OE1	2.18	0.43
26:14:560:C:H2'	26:14:561:G:O4'	2.19	0.43
26:1H:2383:G:H2'	26:1H:2384:G:H5'	1.99	0.43
38:45:10:ARG:NH1	38:45:10:ARG:HA	2.33	0.43
26:14:2327:A:H2'	26:14:2328:A:O4'	2.19	0.43
5:42:60:TYR:HB3	5:42:64:ARG:NH2	2.33	0.43
1:13:244:U:H4'	1:13:245:C:C5'	2.48	0.43
45:B5:5:TYR:CE1	50:G5:30:ARG:HG3	2.54	0.43
43:95:21:ARG:HG2	43:95:91:TYR:CE2	2.53	0.43
26:1H:997:G:C2	26:1H:1159:U:C2	3.07	0.43
12:3A:27:LEU:HG	12:3A:33:ARG:HG2	2.00	0.43
26:1H:1830:C:O2'	26:1H:1831:G:H5'	2.19	0.43
8:7E:90:GLY:O	17:8I:34:LYS:HG3	2.18	0.43
26:1H:635:C:O2'	26:1H:639:U:OP1	2.32	0.43
1:1G:1386:G:N3	1:1G:1387:G:C8	2.87	0.43
1:13:113:G:H2'	1:13:114:U:H6	1.84	0.43
26:14:2068:U:N3	26:14:2430:A:C2	2.75	0.43
26:1H:315:G:C6	26:1H:316:C:N4	2.87	0.43
2:12:49:GLU:O	2:12:53:ARG:NH1	2.52	0.43
26:1H:1401:G:H2'	26:1H:1402:C:C6	2.54	0.43
22:1L:68:G:H2'	22:1L:69:A:C8	2.54	0.43
1:1G:922:G:N3	1:1G:1398:A:H2	2.17	0.43
1:13:1313:U:OP2	19:AI:5:LEU:HB2	2.18	0.43
1:13:179:A:C4	1:13:180:U:C5	3.07	0.43
26:14:31:C:O2'	26:14:32:C:H5'	2.19	0.43
26:14:1810:A:H2'	26:14:1811:G:O4'	2.19	0.43
26:14:1374:G:H2'	26:14:1375:C:C6	2.54	0.43
26:14:1833:U:O2'	26:14:1969:A:N1	2.36	0.43
42:85:110:VAL:O	42:85:114:LYS:HG2	2.18	0.43
48:I8:49:LYS:HB2	48:I8:80:HIS:HB3	2.01	0.43
4:32:177:ASP:OD2	4:32:180:GLY:HA3	2.19	0.43
26:14:2212:A:H1'	26:14:2215:G:C5	2.54	0.43
26:14:836:G:C5	26:14:837:C:C4	3.07	0.43
2:12:87:ARG:HH22	2:12:216:SER:HA	1.83	0.43
26:14:1003:G:O2'	26:14:1010:A:N1	2.49	0.43
1:1G:1382:C:O2	24:3L:34:U:H5'	2.19	0.43
34:69:128:LEU:O	34:69:137:PRO:HA	2.19	0.43
17:8A:27:PHE:CZ	17:8A:36:ILE:HD11	2.53	0.43
30:29:15:PHE:CD2	41:75:81:PRO:HD3	2.53	0.43
1:13:984:C:H2'	1:13:985:C:C6	2.54	0.43
1:13:258:G:H2'	1:13:259:G:H8	1.83	0.43

Continued on next page...

Continued from previous page...

Atom-1	Atom-2	Interatomic distance (Å)	Clash overlap (Å)
37:35:75:ILE:H	37:35:75:ILE:HD13	1.84	0.43
5:42:101:ILE:HG12	5:42:101:ILE:H	1.61	0.43
26:14:761:A:P	59:14:3532:HOH:O	2.74	0.42
26:14:2819:G:H2'	26:14:2821:A:N7	2.34	0.42
19:AI:39:THR:HG22	19:AI:40:ILE:N	2.34	0.42
12:3A:46:LYS:HD2	12:3A:47:LYS:HB2	2.01	0.42
26:14:199:A:N6	26:14:2434:A:C5	2.87	0.42
47:D5:15:PRO:HB2	47:D5:19:ARG:NH2	2.34	0.42
1:1G:1148:U:H2'	1:1G:1149:C:O4'	2.19	0.42
26:1H:1021:A:C3'	26:1H:1021:A:C8	3.01	0.42
26:1H:805:G:O5'	37:78:41:ARG:HG2	2.19	0.42
37:35:79:ARG:HD3	37:35:110:TYR:CD2	2.53	0.42
26:14:933:A:C5	26:14:934:G:C8	3.07	0.42
26:1H:674:G:OP2	59:1H:3774:HOH:O	2.21	0.42
30:21:201:THR:HB	30:21:203:LYS:HA	2.01	0.42
1:1G:976:G:N7	1:1G:1358:U:H1'	2.33	0.42
1:13:46:G:H2'	1:13:366:C:C5	2.54	0.42
1:1G:1023:G:C6	1:1G:1024:G:H1'	2.54	0.42
26:1H:128:C:H2'	26:1H:129:C:C6	2.52	0.42
37:35:101:VAL:HA	37:35:105:LEU:O	2.19	0.42
26:1H:1061:U:H3'	26:1H:1062:G:C5'	2.49	0.42
1:1G:278:G:O4'	1:1G:282:A:H1'	2.19	0.42
26:14:2256:G:C5	26:14:2257:U:C5	3.07	0.42
26:1H:1982:C:H5''	26:1H:1983:C:OP2	2.18	0.42
48:E5:49:LYS:HB2	48:E5:82:ARG:NH2	2.35	0.42
25:4K:14:A:OP2	25:4K:14:A:H3'	2.19	0.42
38:45:85:LYS:HD3	38:45:85:LYS:HA	1.93	0.42
2:12:127:ILE:HG23	2:12:135:GLN:HE22	1.83	0.42
26:1H:2839:G:H5''	39:98:46:GLY:HA2	1.99	0.42
3:22:37:GLN:O	3:22:40:ARG:N	2.52	0.42
2:1E:21:ARG:C	2:1E:23:ARG:H	2.22	0.42
41:B8:108:ARG:HA	41:B8:111:ARG:HE	1.83	0.42
32:49:50:ALA:HA	32:49:53:LEU:HD23	2.01	0.42
26:14:1444(A):A:HO2'	26:14:1445:C:P	2.42	0.42
1:13:1009:G:C2	1:13:1010:G:C8	3.06	0.42
26:14:322:A:C5	26:14:340:A:C2	3.06	0.42
22:1K:17:U:HO2'	22:1K:57:G:H1	1.62	0.42
1:13:691:G:H1'	1:13:696:A:N6	2.34	0.42
5:4E:150:ARG:HE	5:4E:150:ARG:HB3	1.69	0.42
32:41:6:ALA:O	32:41:9:ARG:HB3	2.19	0.42
26:1H:1591:G:O2'	26:1H:1592:C:H5'	2.19	0.42

Continued on next page...

Continued from previous page...

Atom-1	Atom-2	Interatomic distance (Å)	Clash overlap (Å)
23:2K:48:U:C6	23:2K:48:U:OP2	2.71	0.42
13:4A:67:GLU:HG3	13:4A:68:GLY:N	2.34	0.42
26:1H:515:A:H1'	26:1H:581:C:H1'	2.00	0.42
3:22:97:LYS:HB3	3:22:97:LYS:HE2	1.85	0.42
26:14:1187:G:H5''	43:95:81:TYR:CE1	2.54	0.42
26:14:2784:C:H2'	26:14:2785:C:C6	2.54	0.42
46:C5:29:GLU:CD	46:C5:30:VAL:H	2.23	0.42
30:29:134:ILE:O	30:29:134:ILE:HD12	2.18	0.42
1:13:498:A:H4'	1:13:500:G:OP1	2.18	0.42
37:35:99:LEU:HD12	37:35:102:ARG:HH11	1.82	0.42
24:3K:56:C:H2'	24:3K:57:G:O4'	2.19	0.42
3:22:113:ALA:HA	3:22:202:ILE:HD11	2.01	0.42
1:1G:658:G:C6	1:1G:659:U:C4	3.06	0.42
28:71:9:ALA:O	28:71:13:LYS:HD3	2.18	0.42
38:45:29:PHE:HB3	38:45:65:PHE:CZ	2.54	0.42
30:29:8:LYS:HB3	30:29:192:ASN:HA	2.00	0.42
26:1H:118:A:N3	26:1H:178:G:H1'	2.34	0.42
37:78:79:ARG:HD2	37:78:110:TYR:CE1	2.54	0.42
2:1E:86:GLU:HG3	2:1E:86:GLU:H	1.55	0.42
37:78:96:THR:C	37:78:98:GLU:H	2.23	0.42
26:1H:2256:G:O2'	48:I8:10:THR:HB	2.20	0.42
33:51:169:VAL:CG1	33:51:170:ARG:N	2.82	0.42
27:1J:15:A:H5''	27:1J:16:G:H8	1.84	0.42
1:1G:1145:C:H4'	1:1G:1146:A:O5'	2.19	0.42
26:1H:799:G:H2'	59:1H:3625:HOH:O	2.19	0.42
46:G8:87:LYS:N	46:G8:96:ILE:HD11	2.34	0.42
26:1H:2128:C:O5'	28:71:36:LYS:HE2	2.19	0.42
10:1I:50:ILE:CG1	10:1I:60:ARG:HH21	2.32	0.42
1:13:1127:G:N7	1:13:1128:C:C5	2.87	0.42
26:1H:1063:G:H1'	26:1H:1077:A:N7	2.34	0.42
14:5I:6:LEU:CD1	14:5I:23:ARG:HH22	2.32	0.42
3:22:35:GLU:HG2	3:22:39:ILE:HD11	2.01	0.42
34:61:40:THR:OG1	34:61:42:SER:N	2.50	0.42
17:8I:31:LEU:HD23	17:8I:32:TYR:CE1	2.53	0.42
9:82:14:VAL:O	9:82:65:VAL:HG23	2.19	0.42
43:D8:37:VAL:HG23	43:D8:51:VAL:HG21	1.99	0.42
32:49:140:ILE:HG13	32:49:141:PHE:N	2.33	0.42
43:D8:76:LYS:HD2	43:D8:81:TYR:CD2	2.54	0.42
18:9A:53:ARG:HG3	18:9A:63:GLN:NE2	2.34	0.42
1:13:965:A:C2	1:13:969:A:C2	3.07	0.42
22:1K:76:A:H1'	26:1H:2583:G:N2	2.34	0.42

Continued on next page...

Continued from previous page...

Atom-1	Atom-2	Interatomic distance (Å)	Clash overlap (Å)
26:14:1392:A:C6	26:14:1393:A:C6	3.08	0.42
31:31:155:LEU:HD11	31:31:176:LEU:HD13	2.01	0.42
26:14:811:U:H2'	37:35:21:ARG:HA	2.01	0.42
41:75:21:GLU:O	41:75:91:ARG:NH2	2.52	0.42
31:31:34:TRP:CZ3	37:78:8:PRO:HB3	2.54	0.42
26:14:2461:C:H2'	26:14:2462:U:H6	1.83	0.42
1:13:692:U:H2'	1:13:694:A:OP2	2.19	0.42
26:1H:2299:G:N2	26:1H:2318:G:H1'	2.34	0.42
1:1G:685:G:N2	1:1G:686:U:C4	2.86	0.42
45:B5:26:TYR:CD2	45:B5:89:ILE:HD12	2.54	0.42
1:13:858:G:O6	1:13:869:G:H3'	2.19	0.42
26:1H:1918:A:N3	26:1H:1919:A:N6	2.65	0.42
1:1G:21:G:H2'	1:1G:22:G:C8	2.53	0.42
1:1G:663:A:H5''	18:9A:61:LYS:HE3	2.02	0.42
26:1H:2492:U:H2'	26:1H:2493:U:C6	2.54	0.42
26:14:774:A:HO2'	26:14:775:G:P	2.41	0.42
1:13:1051:C:H2'	1:13:1052:U:C6	2.54	0.42
18:9I:25:THR:HG21	18:9I:42:ARG:HH21	1.81	0.42
16:7A:9:PHE:HB2	16:7A:16:HIS:O	2.19	0.42
10:1I:16:LEU:HA	10:1I:16:LEU:HD23	1.78	0.42
26:1H:1950:G:N2	59:1H:3694:HOH:O	2.09	0.42
26:1H:2447:G:OP2	59:1H:3780:HOH:O	2.21	0.42
34:61:75:LEU:HD23	34:61:105:HIS:ND1	2.34	0.42
23:2K:33:OMC:HM23	23:2K:33:OMC:H1'	1.54	0.42
26:14:1451:C:H6	26:14:1451:C:C5'	2.32	0.42
8:7E:80:ILE:H	8:7E:80:ILE:HG12	1.77	0.42
4:32:78:LEU:HA	4:32:78:LEU:HD23	1.65	0.42
37:35:6:LEU:HA	37:35:6:LEU:HD12	1.49	0.42
22:1L:6:G:H1	22:1L:66:A:H61	1.67	0.42
9:8E:29:ASN:OD1	9:8E:65:VAL:N	2.51	0.42
29:19:55:GLY:O	29:19:216:GLY:HA2	2.18	0.42
26:1H:2820:A:O5'	39:98:4:LEU:HD23	2.18	0.42
2:12:100:GLY:HA2	2:12:103:THR:OG1	2.19	0.42
33:51:4:ILE:HG23	33:51:6:ARG:NH2	2.33	0.42
4:32:27:TYR:O	4:32:28:SER:OG	2.36	0.42
38:45:137:TYR:CD1	38:45:137:TYR:N	2.87	0.42
2:1E:109:SER:O	2:1E:112:VAL:N	2.53	0.42
1:1G:1356:G:N2	1:1G:1367:C:C2	2.87	0.42
1:1G:983:A:H61	1:1G:1222:G:H22	1.67	0.42
1:1G:983:A:H2	1:1G:984:C:C6	2.37	0.42
26:1H:2287:A:C2	26:1H:2346:A:C2	2.95	0.42

Continued on next page...

Continued from previous page...

Atom-1	Atom-2	Interatomic distance (Å)	Clash overlap (Å)
31:31:6:VAL:HG12	31:31:7:TYR:N	2.34	0.42
1:1G:639:G:O2'	1:1G:640:A:H5'	2.19	0.42
29:11:146:GLU:HB2	29:11:189:CYS:CB	2.46	0.42
26:1H:2801:A:C8	26:1H:2802:G:C8	3.07	0.42
1:1G:674:G:N2	1:1G:717:C:O2	2.53	0.42
45:F8:57:LEU:HD21	45:F8:78:LYS:NZ	2.34	0.42
26:14:1059:G:C8	26:14:1060:U:C2	3.08	0.42
26:14:631:A:HO2'	37:35:67:MET:HB3	1.84	0.42
45:F8:3:THR:HG21	50:K8:29:LYS:HG3	2.00	0.42
1:1G:324:G:N7	59:1G:1858:HOH:O	2.37	0.42
1:13:324:G:N2	1:13:326:G:H3'	2.34	0.42
35:58:128:HIS:HB2	35:58:129:PRO:HD2	2.01	0.42
1:13:492:G:C6	1:13:493:G:C4	3.08	0.42
26:1H:855:G:C6	26:1H:856:C:C4	3.07	0.42
28:71:45:ALA:H	28:71:171:ILE:CG2	2.32	0.42
8:72:18:ARG:HD3	8:72:18:ARG:HA	1.87	0.42
21:1F:2:GLY:C	21:1F:4:GLY:N	2.73	0.42
15:6I:78:TYR:CZ	15:6I:82:ILE:HD11	2.53	0.42
26:14:2130:U:H1'	26:14:2159:G:O6	2.19	0.42
1:1G:1258:G:H2'	1:1G:1259:C:H6	1.83	0.42
32:49:103:LEU:O	32:49:106:LEU:HB3	2.19	0.42
44:E8:18:ARG:HD3	44:E8:76:VAL:HG13	2.01	0.42
1:13:146:G:C2	1:13:177:C:N3	2.87	0.42
26:14:2151:G:H2'	26:14:2152:G:O4'	2.20	0.42
1:1G:160:A:H1'	1:1G:344:A:C5	2.55	0.42
1:13:1000:A:H2'	1:13:1001:G:H8	1.82	0.42
1:1G:567:G:N2	59:1G:1860:HOH:O	2.37	0.42
41:B8:110:ILE:O	41:B8:114:LEU:HB2	2.19	0.42
2:12:221:LEU:HD22	2:12:221:LEU:HA	1.96	0.42
13:4I:25:ILE:HD11	13:4I:66:LEU:HD11	2.00	0.42
1:13:1213:A:C8	1:13:1215:G:C5	3.07	0.42
1:1G:110:C:H2'	1:1G:111:G:O4'	2.19	0.42
1:13:711:G:H2'	1:13:712:A:H8	1.83	0.42
1:13:1325:C:O2'	1:13:1326:C:H5'	2.18	0.42
1:13:176:C:OP1	20:BI:29:LYS:HE2	2.18	0.42
26:14:2210:G:H3'	26:14:2211:G:C8	2.55	0.42
48:E5:17:GLN:O	48:E5:19:LYS:NZ	2.48	0.42
47:D5:44:PHE:C	47:D5:44:PHE:CD1	2.93	0.42
4:3E:112:VAL:HG12	4:3E:116:GLN:OE1	2.18	0.42
50:G5:25:VAL:HG12	50:G5:60:LEU:HD23	2.00	0.42
1:1G:693:G:H2'	1:1G:694:A:C8	2.54	0.42

Continued on next page...

Continued from previous page...

Atom-1	Atom-2	Interatomic distance (Å)	Clash overlap (Å)
26:14:2637:U:C4	26:14:2638:G:C6	3.07	0.42
26:1H:2439:A:C8	26:1H:2439:A:H5'	2.54	0.42
39:55:34:ILE:HD12	39:55:34:ILE:HA	1.67	0.42
32:49:117:PHE:O	32:49:117:PHE:CG	2.72	0.42
26:14:1950:G:OP2	26:14:1950:G:N2	2.52	0.42
38:88:37:LEU:HA	38:88:37:LEU:HD23	1.71	0.42
27:16:79:C:H6	27:16:79:C:O5'	2.03	0.42
1:1G:11:G:C5	1:1G:12:U:C5	3.07	0.42
29:19:124:PRO:HG2	29:19:129:ASN:HD21	1.84	0.42
26:14:2032:G:O6	59:14:3649:HOH:O	2.21	0.42
26:14:1594:G:H2'	26:14:1595:G:H8	1.84	0.42
2:1E:209:ARG:HB3	2:1E:209:ARG:HE	1.63	0.42
26:14:912:C:C2	26:14:913:U:C5	3.08	0.42
33:51:157:TYR:O	33:51:158:HIS:CG	2.71	0.42
47:D5:14:LYS:HA	47:D5:15:PRO:HD2	1.82	0.42
1:13:265:G:N2	1:13:267:C:H5'	2.34	0.42
26:1H:2303:G:O2'	26:1H:2304:G:H5'	2.19	0.42
26:1H:1494:A:H2'	26:1H:1495:A:H8	1.84	0.42
20:BI:30:LYS:HZ3	20:BI:33:ILE:HB	1.83	0.42
28:71:36:LYS:HB3	28:71:37:PHE:HB2	2.01	0.42
15:6A:61:GLY:O	15:6A:65:ARG:HD2	2.19	0.42
13:4I:40:ASN:HB3	13:4I:43:THR:CG2	2.50	0.42
26:14:1268:A:C2	26:14:2013:A:C4	3.08	0.42
29:11:17:THR:HG22	29:11:204:ILE:HA	2.02	0.42
1:1G:1316:G:H2'	1:1G:1317:C:H5''	2.01	0.42
1:1G:254:G:OP1	17:8A:67:LYS:O	2.37	0.42
39:55:33:ARG:HD3	39:55:113:LEU:HG	2.01	0.42
26:14:2275:C:O2	38:45:85:LYS:HD3	2.19	0.42
40:A8:32:LEU:N	40:A8:32:LEU:HD23	2.34	0.42
11:2A:85:ARG:HA	11:2A:112:THR:OG1	2.19	0.42
32:41:109:VAL:O	32:41:113:ARG:HG3	2.19	0.42
38:88:5:ARG:HB2	38:88:5:ARG:CZ	2.49	0.42
1:13:406:G:H21	4:3E:119:GLN:NE2	2.17	0.42
26:1H:2145:C:H5	26:1H:2148:G:H21	1.66	0.42
26:1H:878:A:N1	26:1H:900:A:C8	2.87	0.42
36:25:106:LEU:HA	36:25:106:LEU:HD23	1.78	0.42
26:14:973:A:H5'	26:14:1188:U:H1'	2.02	0.42
1:1G:1278:U:H5'	1:1G:1279:A:H5'	2.01	0.42
26:14:2420:C:OP2	55:M5:33:ASN:HB2	2.19	0.42
2:1E:178:ARG:HA	2:1E:178:ARG:HD3	1.73	0.42
26:1H:671:C:O2'	26:1H:672:C:H5'	2.19	0.42

Continued on next page...

Continued from previous page...

Atom-1	Atom-2	Interatomic distance (Å)	Clash overlap (Å)
26:14:273(D):C:N4	26:14:363(B):G:H1	2.17	0.42
39:98:117:VAL:O	39:98:118:GLU:HB2	2.19	0.42
1:13:1014:A:H2'	1:13:1015:A:C8	2.55	0.42
26:14:226:G:H21	26:14:228:A:N6	2.16	0.42
26:1H:2388:A:C2'	26:1H:2389:G:H5'	2.49	0.42
1:1G:468:A:H2'	1:1G:474:G:O4'	2.20	0.42
1:13:690:G:H2'	1:13:691:G:O4'	2.19	0.42
1:1G:1152:A:H5'	10:1A:13:HIS:ND1	2.34	0.42
26:1H:721:C:H2'	26:1H:722:A:C8	2.53	0.42
47:H8:91:LEU:HD12	47:H8:96:VAL:HG21	2.01	0.42
1:1G:1293:G:H2'	1:1G:1294:G:C8	2.54	0.42
1:13:57:G:C5	1:13:58:C:C4	3.07	0.42
35:58:7:LYS:H	35:58:7:LYS:CD	2.32	0.42
26:14:775:G:C4	26:14:794:G:C8	3.07	0.42
1:13:495:A:H4'	1:13:496:A:OP1	2.18	0.42
26:14:2795:G:HO2'	26:14:2798:C:H5	1.65	0.42
26:1H:382:G:H5''	26:1H:383:U:OP2	2.18	0.42
15:6A:56:LEU:O	15:6A:60:VAL:HG23	2.19	0.42
28:71:39:GLU:HG3	28:71:178:ALA:HB2	2.02	0.42
26:14:2232:U:P	49:F5:40:ARG:HH22	2.42	0.42
26:14:1734:C:H6	26:14:1734:C:O5'	2.02	0.42
54:P8:8:ASN:C	54:P8:8:ASN:OD1	2.58	0.42
1:1G:338:A:H2'	1:1G:339:C:O4'	2.20	0.42
15:6A:87:ILE:HG22	15:6A:88:ARG:N	2.34	0.42
26:1H:733:G:P	59:1H:3858:HOH:O	2.76	0.42
52:M8:14:ILE:HG12	52:M8:15:ILE:H	1.85	0.42
26:1H:2749:A:H1'	33:51:63:SER:OG	2.19	0.42
33:51:159:GLU:HG2	33:51:169:VAL:HG21	2.02	0.42
26:1H:2777:G:OP2	26:1H:2781:A:O2'	2.30	0.42
26:1H:1676:A:P	59:1H:3633:HOH:O	2.71	0.42
26:14:2319:G:H4'	26:14:2320:A:O4'	2.18	0.42
32:41:67:LYS:NZ	52:M8:6:HIS:NE2	2.57	0.42
49:F5:92:LYS:O	49:F5:93:GLU:C	2.57	0.42
26:1H:1163:G:O2'	26:1H:1164:G:H5'	2.19	0.42
26:1H:945:A:C4	26:1H:2448:A:C2	3.07	0.42
26:1H:1416:G:O2'	26:1H:1417:C:OP2	2.26	0.42
13:4I:37:THR:OG1	13:4I:39:ILE:HD12	2.19	0.42
1:13:167:G:C6	1:13:168:G:C5	3.07	0.42
19:AA:61:TYR:CE2	19:AA:63:THR:HA	2.54	0.42
26:1H:1060:U:H1'	26:1H:1061:U:OP2	2.19	0.42
26:1H:2480:C:H5'	26:1H:2481:G:OP2	2.20	0.42

Continued on next page...

Continued from previous page...

Atom-1	Atom-2	Interatomic distance (Å)	Clash overlap (Å)
47:H8:109:ALA:N	47:H8:112:ARG:HG3	2.33	0.42
1:1G:316:G:N3	1:1G:316:G:H2'	2.35	0.42
40:65:89:ARG:O	40:65:90:GLY:C	2.58	0.42
26:1H:273(F):C:H3'	26:1H:274:G:C5'	2.46	0.42
2:12:187:LEU:HD11	2:12:204:ASN:N	2.34	0.42
26:14:2274:A:C5	26:14:2276:G:C8	3.07	0.42
26:14:2356:C:H4'	48:E5:20:ARG:HG3	2.01	0.42
26:1H:320:A:H2'	31:31:136:THR:HG21	2.01	0.42
36:68:106:LEU:HD23	36:68:106:LEU:HA	1.70	0.42
26:1H:2784:C:H1'	30:21:37:ARG:NH1	2.35	0.42
26:1H:1680:U:O2	26:1H:1763[A]:G:H3'	2.19	0.42
1:13:1423:G:P	36:68:49:ARG:HH22	2.42	0.42
26:1H:207:A:H2'	26:1H:208:C:O4'	2.19	0.42
28:71:182:PRO:HA	28:71:185:LEU:HD12	2.01	0.42
26:14:631:A:H5'	59:14:4268:HOH:O	2.20	0.42
1:1G:1432:G:OP1	41:75:107:ASP:HB2	2.19	0.42
41:B8:109:GLU:O	41:B8:113:LYS:HB2	2.19	0.42
45:F8:3:THR:H	45:F8:3:THR:HG23	1.46	0.42
26:1H:427:U:H5''	26:1H:428:A:OP1	2.19	0.42
2:12:189:ASP:N	2:12:189:ASP:OD1	2.53	0.42
26:1H:2579:C:H2'	26:1H:2580:U:O4'	2.19	0.42
31:39:83:PHE:O	31:39:84:VAL:HB	2.19	0.42
35:58:10:GLU:HA	35:58:11:PRO:HD3	1.83	0.42
8:7E:51:VAL:HG11	8:7E:60:ARG:HB2	2.02	0.42
26:1H:34:C:OP2	26:1H:34:C:C6	2.73	0.42
26:1H:36:G:C5	26:1H:37:C:C5	3.07	0.42
28:79:14:VAL:HG13	28:79:20:TYR:CE2	2.55	0.42
47:D5:59:LEU:HA	47:D5:59:LEU:HD23	1.85	0.42
8:7E:12:ARG:NH1	8:7E:27:PRO:HD2	2.35	0.42
2:1E:121:LEU:HA	2:1E:124:SER:HB2	2.00	0.42
26:14:654(C):G:H2'	26:14:654(D):G:H5'	2.01	0.42
1:13:1240:U:C5	7:6E:32:ARG:HD2	2.54	0.42
2:12:46:LYS:O	2:12:49:GLU:HB2	2.19	0.42
1:1G:746:A:H2'	1:1G:747:C:H6	1.85	0.42
27:16:59:A:H2'	27:16:60:C:H6	1.84	0.42
26:14:1475:G:H5'	26:14:1476:C:OP2	2.18	0.42
3:2E:167:TRP:CD1	3:2E:168:ALA:N	2.87	0.42
26:14:483:A:H5'	46:C5:49:VAL:HG22	2.01	0.42
43:D8:35:LEU:HA	43:D8:35:LEU:HD23	1.83	0.42
26:1H:2436:G:C5	26:1H:2437:U:C5	3.08	0.42
1:1G:149:A:O2'	1:1G:150:C:H5'	2.20	0.42

Continued on next page...

Continued from previous page...

Atom-1	Atom-2	Interatomic distance (Å)	Clash overlap (Å)
26:14:803:U:O2'	26:14:804:A:H5'	2.20	0.42
10:1A:46:ARG:NH2	14:5A:61:TRP:HZ2	2.17	0.42
24:3L:30:G:C4	24:3L:31:A:C8	3.07	0.42
7:6E:77:SER:OG	24:3K:32:C:H4'	2.20	0.42
1:1G:32:A:H2'	1:1G:33:A:C8	2.54	0.42
41:75:29:ARG:HD3	41:75:44:ASP:OD2	2.19	0.42
30:29:36:ARG:NH1	30:29:85:ASN:OD1	2.52	0.42
46:G8:55:TYR:N	46:G8:56:PRO:HD3	2.34	0.42
26:1H:280:C:C2	26:1H:361:G:N2	2.87	0.42
34:69:29:TYR:C	34:69:32:PRO:HD2	2.40	0.42
23:2L:77:A:O2'	26:14:2602:A:N7	2.49	0.42
43:95:38:LEU:O	43:95:39:LEU:HB2	2.19	0.42
1:13:998:G:H2'	1:13:998(A):C:C6	2.55	0.42
47:H8:133:ILE:HA	47:H8:134:PRO:HD2	1.82	0.42
26:1H:2702:U:H4'	26:1H:2703:C:OP1	2.19	0.42
26:14:470:A:C5'	26:14:470:A:H8	2.32	0.42
1:1G:1417:G:O5'	1:1G:1417:G:H8	2.02	0.42
26:14:451:C:H41	26:14:454:A:H5'	1.83	0.42
1:13:1318:A:H4'	19:AI:10:PHE:CZ	2.54	0.42
26:1H:620:G:C4'	26:1H:621:A:H5''	2.33	0.42
2:1E:209:ARG:NH1	2:1E:239:VAL:HG13	2.29	0.42
1:1G:1128:C:H2'	1:1G:1128:C:O2	2.19	0.42
1:1G:1179:A:H5'	9:82:102:LEU:HD22	2.01	0.42
8:7E:87:SER:HB3	8:7E:133:LEU:O	2.20	0.42
26:1H:799:G:C2'	59:1H:3625:HOH:O	2.68	0.42
26:1H:1144:G:C6	26:1H:1145:C:N4	2.87	0.42
26:14:1019:U:H3	26:14:1142(A):A:H62	1.68	0.42
50:K8:2:LYS:HB3	50:K8:5:GLU:CG	2.50	0.42
30:29:31:CYS:O	30:29:90:THR:HA	2.20	0.42
26:14:1416:G:HO2'	26:14:1417:C:H6	1.67	0.42
20:BI:69:GLY:O	20:BI:73:HIS:NE2	2.52	0.42
19:AA:53:ASN:HA	19:AA:77:THR:HG22	2.01	0.42
1:1G:352:C:O2'	1:1G:354:G:OP1	2.32	0.42
43:95:71:LEU:O	43:95:72:VAL:HG12	2.19	0.42
1:1G:176:C:H2'	1:1G:177:C:H6	1.84	0.42
26:1H:2729:G:H2'	26:1H:2730:C:H6	1.85	0.42
26:1H:1344:G:C2	26:1H:1385:G:C8	3.08	0.42
39:98:79:LEU:HA	39:98:83:ILE:HD12	2.02	0.42
13:4A:66:LEU:O	13:4A:69:GLU:HB3	2.19	0.42
1:1G:406:G:C2	1:1G:407:G:C8	3.08	0.42
28:71:164:ARG:HG2	28:71:165:ASN:N	2.35	0.42

Continued on next page...

Continued from previous page...

Atom-1	Atom-2	Interatomic distance (Å)	Clash overlap (Å)
30:21:116:VAL:O	30:21:117:MET:CB	2.67	0.42
1:1G:243:A:H4'	1:1G:244:U:H5''	2.02	0.42
26:1H:2688:U:H1'	26:1H:2721:A:N6	2.34	0.42
26:14:2139:C:C2	26:14:2153:G:N2	2.87	0.42
9:82:25:LYS:O	9:82:60:ASP:HB3	2.19	0.42
48:E5:50:ASN:C	48:E5:62:LEU:HB2	2.40	0.42
4:3E:31:CYS:O	4:3E:32:ALA:HB3	2.20	0.42
26:14:1204:A:H61	26:14:1240:U:H2'	1.85	0.42
1:1G:271:C:H2'	1:1G:272:C:H6	1.83	0.42
27:16:54:G:O2'	27:16:55:U:H5'	2.20	0.42
47:H8:111:VAL:HG11	47:H8:146:ILE:HG13	2.00	0.42
26:1H:185:U:H2'	26:1H:186:G:C8	2.53	0.42
20:BA:73:HIS:HB3	20:BA:74:LYS:HG2	2.01	0.42
13:4A:23:TYR:CZ	13:4A:71:ARG:HG3	2.54	0.42
47:D5:7:ALA:O	47:D5:8:TYR:CG	2.72	0.42
31:39:163:VAL:O	31:39:167:ALA:HB2	2.18	0.42
26:14:1197:G:H2'	26:14:1198:U:C6	2.55	0.42
7:6E:105:VAL:O	7:6E:108:ALA:HB3	2.19	0.42
54:P8:5:TRP:NE1	54:P8:7:PRO:HG3	2.34	0.42
26:1H:2178:C:C5'	28:71:46:LYS:HD3	2.50	0.42
26:1H:1808:U:H2'	26:1H:1809:A:O4'	2.19	0.42
53:J5:45:VAL:HG22	53:J5:51:TYR:CD2	2.54	0.42
26:1H:1198:U:H2'	26:1H:1199:U:C6	2.55	0.42
27:16:66:A:H61	27:16:107:U:H2'	1.84	0.42
3:2E:142:MET:SD	3:2E:148:GLY:HA2	2.59	0.42
6:52:73:ASN:N	6:52:73:ASN:OD1	2.53	0.42
29:11:69:ARG:NH1	29:11:69:ARG:HG3	2.34	0.42
17:8I:89:LEU:HD13	17:8I:89:LEU:HA	1.84	0.42
45:B5:57:LEU:N	45:B5:57:LEU:HD23	2.34	0.42
26:14:480:A:N3	26:14:480:A:H2'	2.34	0.42
20:BA:43:LEU:HD23	20:BA:43:LEU:HA	1.87	0.42
1:1G:892:A:C2	1:1G:907:A:C4	3.08	0.42
49:J8:92:LYS:O	49:J8:93:GLU:C	2.58	0.42
1:1G:1148:U:OP1	9:82:7:THR:HG21	2.19	0.42
26:14:1676:A:P	59:14:3519:HOH:O	2.70	0.42
12:3A:41:ARG:HD2	12:3A:42:THR:N	2.32	0.42
37:78:15:ARG:HA	37:78:15:ARG:HD2	1.75	0.42
1:13:1290:G:C4	1:13:1291:G:C8	3.07	0.42
49:F5:92:LYS:HA	49:F5:95:LEU:HB2	2.00	0.42
1:1G:113:G:O4'	1:1G:354:G:H4'	2.19	0.42
33:51:12:PRO:HG2	33:51:13:LYS:HG2	2.02	0.42

Continued on next page...

Continued from previous page...

Atom-1	Atom-2	Interatomic distance (Å)	Clash overlap (Å)
24:3K:65:C:H2'	24:3K:66:A:H8	1.85	0.42
1:13:939:G:C2	1:13:940:C:C2	3.08	0.42
1:13:660:G:C2	1:13:746:A:C2	3.07	0.42
26:1H:1005:C:H5''	26:1H:1006:C:OP2	2.19	0.42
29:11:145:VAL:HB	29:11:155:LEU:HB2	2.01	0.42
1:13:1002:G:H2'	1:13:1003:G:O4'	2.19	0.42
1:13:827:U:H6	1:13:859:A:H61	1.68	0.42
34:61:102:SER:HA	34:61:107:VAL:O	2.20	0.42
1:13:524:G:C6	1:13:525:C:N4	2.88	0.42
26:1H:1389:G:C2	26:1H:1390:U:C2	3.08	0.42
1:1G:547:A:H5'	59:1G:1819:HOH:O	2.20	0.42
6:52:96:PRO:HB3	18:9A:30:ASP:OD2	2.20	0.42
42:85:61:TRP:O	42:85:65:ILE:HG12	2.20	0.42
26:1H:486:C:H4'	44:E8:60:ASN:HD22	1.85	0.42
26:1H:2591:C:P	29:11:239:ARG:HG3	2.60	0.42
1:13:619:U:H3	4:3E:134:ASP:HB2	1.85	0.42
33:59:8:PRO:HG2	33:59:69:ARG:NE	2.34	0.42
26:14:2029:G:H2'	26:14:2031:A:OP1	2.19	0.42
26:14:2031:A:C6	26:14:2498:C:H1'	2.54	0.42
26:1H:723:G:H2'	26:1H:724:U:O4'	2.19	0.42
1:13:397:A:N3	1:13:397:A:H3'	2.35	0.42
47:H8:76:LEU:HA	47:H8:83:PRO:HA	2.02	0.42
26:14:1014:U:N3	26:14:1015:G:N7	2.67	0.42
26:14:2117:A:C4	26:14:2118:U:H5	2.37	0.42
28:71:213:TYR:CD2	28:71:221:SER:HB2	2.53	0.42
32:41:51:ARG:H	32:41:51:ARG:HG3	1.69	0.42
26:14:2808:U:C2	26:14:2809:A:C8	3.07	0.42
5:4E:122:GLU:HG2	5:4E:131:ILE:CD1	2.49	0.42
12:3I:66:VAL:HG21	12:3I:98:TYR:CE1	2.54	0.42
26:14:2178:C:H4'	28:79:46:LYS:HZ2	1.84	0.42
26:1H:2712:U:O2'	26:1H:2713:A:H5'	2.20	0.42
14:5A:53:LEU:HA	14:5A:53:LEU:HD23	1.78	0.42
26:14:1262:A:P	44:A5:99:ARG:HH12	2.43	0.42
1:1G:722:A:H5''	1:1G:723:U:OP2	2.19	0.42
26:1H:2847:U:C2'	26:1H:2848:G:H5'	2.49	0.42
26:14:757:U:H2'	26:14:758:C:O4'	2.20	0.42
26:1H:106:C:H2'	26:1H:107:C:C6	2.55	0.42
52:M8:10:VAL:HG22	52:M8:11:PRO:HD2	2.01	0.42
27:1J:41:U:H5	32:49:70:VAL:H	1.67	0.42
1:13:419:C:H5'	1:13:513:C:H1'	2.01	0.42
26:1H:2536:G:C6	26:1H:2537:U:C4	3.08	0.42

Continued on next page...

Continued from previous page...

Atom-1	Atom-2	Interatomic distance (Å)	Clash overlap (Å)
1:13:615:C:C2	1:13:616:G:C8	3.08	0.42
26:14:25:U:H5'	44:A5:79:GLY:HA2	2.01	0.42
7:6E:51:GLN:HB2	7:6E:58:PRO:HD3	2.01	0.42
26:1H:247:G:H4'	26:1H:386:G:C5	2.55	0.42
27:16:82:G:H2'	27:16:83:G:O4'	2.19	0.42
26:1H:2592:G:C5	26:1H:2593:U:C4	3.07	0.42
26:1H:2666:C:H5''	26:1H:2667:C:OP2	2.20	0.42
32:49:104:GLU:HG3	32:49:105:LYS:N	2.35	0.42
26:1H:991:C:C4	26:1H:1185:C:N4	2.88	0.42
26:1H:991:C:N4	26:1H:992:C:H41	2.18	0.42
4:32:12:CYS:SG	4:32:18:LYS:HA	2.60	0.42
4:32:18:LYS:HE3	4:32:33:MET:HB2	2.02	0.42
2:1E:88:ALA:HB2	2:1E:219:VAL:HG13	2.00	0.42
8:7E:87:SER:CB	8:7E:93:VAL:H	2.33	0.42
1:13:277:C:P	17:8I:68:ARG:HH12	2.42	0.42
26:14:2393:A:H2'	26:14:2394:C:O4'	2.19	0.42
30:29:51:PHE:O	30:29:74:PRO:HB2	2.20	0.42
26:1H:2303:G:N2	26:1H:2313:C:O2	2.39	0.42
20:BI:30:LYS:CE	20:BI:80:ARG:HH12	2.31	0.42
41:B8:22:PHE:CD1	41:B8:22:PHE:N	2.88	0.42
1:13:576:G:P	59:13:1873:HOH:O	2.77	0.42
26:14:1900:A:N1	26:14:1970:A:C6	2.88	0.42
52:M8:13:ARG:HD2	52:M8:20:ASN:ND2	2.35	0.42
31:31:28:ILE:HG12	31:31:119:ARG:HH21	1.85	0.42
3:22:76:VAL:C	3:22:84:ILE:HG13	2.40	0.42
1:13:232:G:H1'	1:13:262:A:N1	2.34	0.42
40:65:110:LEU:HD13	40:65:112:PHE:CZ	2.55	0.42
33:51:58:GLU:O	33:51:60:ARG:N	2.53	0.42
1:1G:980:C:H3'	1:1G:981:U:C6	2.54	0.42
53:N8:40:LYS:HD3	53:N8:46:CYS:CA	2.46	0.42
1:1G:842:C:O2'	1:1G:848:C:C4	2.73	0.42
11:2A:85:ARG:HE	11:2A:111:ASP:HB3	1.85	0.42
31:39:120:GLU:HG3	31:39:122:LYS:NZ	2.35	0.42
42:C8:79:PHE:HD1	42:C8:79:PHE:C	2.22	0.42
29:19:102:LYS:C	29:19:103:ARG:HG2	2.39	0.42
26:14:2543:G:H2'	26:14:2544:G:C8	2.55	0.42
26:1H:270(N):G:H4'	26:1H:270(O):U:C4	2.55	0.42
1:13:619:U:O2	4:3E:135:LEU:HD22	2.20	0.42
46:C5:4:LYS:HG2	46:C5:4:LYS:H	1.64	0.42
45:F8:63:LYS:O	45:F8:64:LYS:HG2	2.20	0.42
41:75:132:LYS:HB3	41:75:133:GLU:OE2	2.20	0.42

Continued on next page...

Continued from previous page...

Atom-1	Atom-2	Interatomic distance (Å)	Clash overlap (Å)
1:1G:1028(A):C:N4	1:1G:1032(B):G:H1	2.18	0.42
43:95:51:VAL:HG12	43:95:52:VAL:O	2.20	0.42
1:1G:677:U:H3	1:1G:713:G:H22	1.66	0.42
5:4E:131:ILE:HA	5:4E:131:ILE:HD13	1.89	0.42
38:45:39:PRO:HA	38:45:97:VAL:O	2.19	0.42
26:14:615:G:N2	31:39:44:ARG:O	2.50	0.42
26:1H:2272:U:O4	59:1H:3779:HOH:O	2.21	0.42
38:88:52:VAL:O	38:88:56:ARG:HB2	2.20	0.42
26:14:1399:C:H2'	26:14:1400:G:C8	2.54	0.42
1:13:1159:U:O4'	1:13:1182:G:N2	2.53	0.42
40:65:77:ALA:HA	40:65:80:LEU:HB2	2.02	0.42
24:3K:36:U:H3'	24:3K:37:A:H5''	2.02	0.42
26:14:904:C:H2'	26:14:905:U:O4'	2.20	0.42
38:88:11:LYS:HE2	38:88:88:GLY:O	2.20	0.42
12:3A:117:ARG:HB3	12:3A:122:THR:HB	2.01	0.42
26:1H:2756:U:H4'	26:1H:2757:A:OP1	2.19	0.42
40:A8:37:ALA:HB2	40:A8:101:LEU:HD21	2.02	0.42
31:31:114:VAL:HG21	31:31:202:PHE:CZ	2.55	0.42
29:19:8:PRO:HB3	29:19:14:ARG:HB2	2.02	0.42
26:1H:1818:U:O4	29:11:154:LYS:HE3	2.20	0.42
3:2E:124:ILE:HG12	3:2E:130:VAL:HG22	2.02	0.42
3:2E:132:ARG:O	3:2E:136:GLN:HG2	2.19	0.42
1:13:137:C:O2'	16:7I:61:SER:O	2.38	0.42
26:14:1838:C:N4	26:14:1898:U:H2'	2.34	0.42
2:12:42:ILE:H	2:12:42:ILE:HD12	1.85	0.42
19:AI:37:ARG:H	19:AI:37:ARG:HG3	1.49	0.42
39:98:105:ARG:O	39:98:105:ARG:HG3	2.20	0.42
48:I8:19:LYS:HD3	48:I8:19:LYS:HA	1.66	0.42
26:1H:2766:G:H2'	26:1H:2766:G:N3	2.35	0.42
5:4E:26:PHE:CD1	5:4E:26:PHE:N	2.87	0.42
32:41:53:LEU:HD12	32:41:53:LEU:HA	1.73	0.42
26:1H:1218:C:H5''	26:1H:1218:C:H6	1.85	0.42
1:1G:801:U:H2'	1:1G:802:A:C8	2.54	0.42
45:B5:63:LYS:H	45:B5:63:LYS:CE	2.18	0.42
1:1G:1177:G:O2'	1:1G:1178:G:O5'	2.38	0.42
1:1G:1347:G:C5	9:82:107:ARG:NH2	2.88	0.42
42:C8:90:VAL:O	42:C8:92:ARG:N	2.53	0.42
28:79:171:ILE:HG12	28:79:172:HIS:H	1.85	0.42
26:14:928:G:H2'	26:14:929:G:O4'	2.19	0.42
43:95:87:HIS:NE2	43:95:89:GLN:HB2	2.35	0.42
1:13:1303:C:H3'	59:13:1808:HOH:O	2.20	0.42

Continued on next page...

Continued from previous page...

Atom-1	Atom-2	Interatomic distance (Å)	Clash overlap (Å)
35:58:28:THR:HA	35:58:106:MET:HE2	2.01	0.42
26:14:2293:C:H5''	40:65:89:ARG:HH21	1.83	0.42
1:13:129(A):G:N1	1:13:191(A):G:C4	2.88	0.42
11:2I:19:ALA:O	11:2I:82:VAL:HA	2.19	0.42
4:3E:173:TRP:CD2	4:3E:189:PRO:HG3	2.55	0.42
26:1H:548:A:H2	43:D8:21:ARG:NH2	2.18	0.42
1:1G:1239:A:H4'	1:1G:1240:U:H5''	2.02	0.42
1:13:1442:G:C6	1:13:1446:A:C6	3.08	0.42
41:B8:125:ARG:O	41:B8:129:ARG:N	2.48	0.42
1:13:559:A:H4'	1:13:560:U:H5''	2.01	0.42
25:4K:14:A:P	25:4K:14:A:H3'	2.60	0.42
5:4E:142:LEU:HA	5:4E:142:LEU:HD23	1.92	0.42
16:7I:74:LEU:HA	16:7I:77:ALA:HB2	2.00	0.42
26:14:2688:U:C5	26:14:2720:U:OP2	2.73	0.42
45:F8:57:LEU:HD23	45:F8:78:LYS:HB2	1.99	0.42
4:3E:61:LYS:HD2	4:3E:207:TYR:OH	2.20	0.42
23:2K:54:G:H2'	23:2K:55:5MU:C6	2.52	0.42
26:14:34:C:O2'	26:14:35:G:H8	2.03	0.42
27:16:15:A:C5'	27:16:16:G:H8	2.33	0.42
43:95:21:ARG:CZ	43:95:91:TYR:HE2	2.33	0.42
26:14:479:A:N3	26:14:481:G:H5''	2.35	0.42
12:3I:60:LEU:HD13	12:3I:61:THR:N	2.35	0.42
26:1H:638:G:H2'	26:1H:639:U:C6	2.54	0.42
2:12:50:GLU:CD	2:12:50:GLU:H	2.19	0.42
40:A8:76:LYS:O	40:A8:80:LEU:HD12	2.20	0.42
26:1H:2235:G:H2'	26:1H:2236:C:H6	1.84	0.42
1:1G:1167:A:C6	1:1G:1169:A:C6	3.08	0.42
34:69:6:LEU:HD13	34:69:37:VAL:HG22	2.02	0.42
26:14:794:G:H2'	26:14:795:C:C6	2.55	0.42
1:13:922:G:C6	1:13:923:A:C6	3.07	0.42
37:35:124:LYS:HA	37:35:143:GLY:O	2.20	0.42
26:1H:2004:G:C6	26:1H:2005:A:C4	3.08	0.42
1:13:59:A:N1	59:13:1867:HOH:O	2.37	0.42
7:6E:75:VAL:HG23	7:6E:86:GLN:HB2	2.02	0.42
26:1H:1447:G:N7	59:1H:3904:HOH:O	2.37	0.42
16:7I:18:ARG:HH11	16:7I:35:LYS:NZ	2.18	0.42
45:B5:84:ALA:O	45:B5:87:GLN:HG3	2.19	0.42
26:1H:1921:G:O2'	26:1H:1922:G:H5'	2.19	0.42
26:1H:759:G:OP1	59:1H:3771:HOH:O	2.20	0.42
44:E8:11:ARG:CZ	44:E8:98:LYS:HB3	2.49	0.42
2:1E:96:ARG:HB2	2:1E:148:TYR:HE1	1.84	0.42

Continued on next page...

Continued from previous page...

Atom-1	Atom-2	Interatomic distance (Å)	Clash overlap (Å)
26:14:1051:G:C8	26:14:1052:C:H5	2.37	0.42
45:B5:8:ILE:HD12	45:B5:8:ILE:H	1.85	0.42
41:B8:21:GLU:H	41:B8:21:GLU:HG3	1.61	0.42
9:8E:127:LYS:HG2	9:8E:127:LYS:O	2.20	0.42
45:B5:44:GLU:OE1	45:B5:50:LYS:O	2.36	0.42
29:11:36:PRO:HD3	29:11:64:ILE:HG22	2.01	0.42
26:14:192:C:O2'	26:14:802:A:N3	2.45	0.42
1:1G:1191:A:O5'	1:1G:1191:A:H8	2.02	0.42
4:32:17:VAL:HG11	4:32:197:PRO:HG3	2.01	0.42
1:1G:951:G:OP2	13:4A:102:ARG:NH2	2.53	0.42
26:14:70:G:H21	26:14:71:A:N6	2.17	0.42
26:1H:1675:C:H2'	26:1H:1676:A:O4'	2.20	0.42
2:1E:115:LEU:HD13	2:1E:145:LEU:HB3	2.00	0.42
8:7E:41:ARG:CZ	8:7E:123:GLU:OE1	2.65	0.42
38:88:79:LEU:HD12	38:88:80:GLU:CG	2.41	0.42
26:14:2319:G:C2	26:14:2320:A:N6	2.88	0.42
1:1G:103:C:C4	1:1G:104:G:N7	2.88	0.42
4:3E:10:ARG:HB2	4:3E:10:ARG:NH1	2.35	0.42
1:1G:1321:C:C5	1:1G:1322:C:C5	3.08	0.42
19:AA:53:ASN:OD1	19:AA:54:GLY:N	2.52	0.42
26:1H:2287:A:N6	26:1H:2344:U:H3	2.13	0.42
1:13:515:G:N2	1:13:537:G:C4	2.88	0.42
26:1H:2135:A:C6	26:1H:2136:C:C2	3.07	0.42
1:13:1123:A:O2'	10:1I:38:ILE:HG22	2.20	0.42
1:13:453:A:C5	1:13:454:C:C5	3.08	0.42
4:32:108:LEU:HD23	4:32:110:PHE:HE1	1.84	0.42
35:15:4:TYR:CD1	42:85:100:VAL:HG11	2.55	0.42
37:78:100:LEU:HA	37:78:100:LEU:HD13	1.70	0.42
38:45:57:HIS:CG	38:45:117:ALA:HB2	2.54	0.42
26:1H:1575:C:H2'	26:1H:1576:U:C6	2.55	0.42
2:1E:31:TYR:HA	2:1E:46:LYS:HD3	2.01	0.42
26:14:2056:G:C2	26:14:2057:A:C8	3.07	0.42
26:14:2839:G:H21	39:55:92:GLY:CA	2.32	0.42
6:52:86:ARG:O	6:52:87:ARG:HG2	2.20	0.42
6:52:15:ASP:OD1	6:52:17:SER:N	2.53	0.42
26:14:801:G:OP2	31:39:55:GLY:HA2	2.20	0.42
26:1H:1209:G:H21	26:1H:1210:A:H62	1.68	0.42
26:14:994:C:OP2	42:85:54:LYS:NZ	2.40	0.42
26:14:2542:A:N7	26:14:2544:G:O6	2.52	0.42
13:4A:37:THR:HG22	13:4A:55:ARG:NE	2.35	0.42
37:78:113:LYS:HA	37:78:129:ALA:O	2.20	0.42

Continued on next page...

Continued from previous page...

Atom-1	Atom-2	Interatomic distance (Å)	Clash overlap (Å)
1:13:142:G:H2'	1:13:143:A:C8	2.54	0.42
29:11:122:ASP:CG	29:11:123:ALA:H	2.23	0.42
29:11:120:GLY:O	29:11:123:ALA:HB2	2.19	0.42
29:11:150:LYS:HA	29:11:150:LYS:HD3	1.83	0.42
23:2L:52:C:C2	23:2L:53:G:C8	3.07	0.42
1:1G:44:G:H2'	1:1G:45:U:O4'	2.20	0.42
4:32:103:ASN:OD1	4:32:114:ARG:NH2	2.51	0.42
1:1G:1002:G:H1	1:1G:1038:C:N4	2.17	0.42
31:39:182:ASN:O	31:39:186:ILE:HG12	2.19	0.42
26:1H:1914:C:C2'	26:1H:1915:U:H5'	2.50	0.42
1:13:725:G:C4	1:13:726:C:C5	3.08	0.42
46:C5:40:GLU:HG3	46:C5:64:GLU:OE1	2.20	0.42
26:14:2558:C:H2'	26:14:2559:C:O4'	2.20	0.42
1:13:941:G:H1	1:13:1342:C:H42	1.68	0.42
12:3I:122:THR:HG22	12:3I:123:LYS:O	2.20	0.42
16:7A:40:ASP:HB3	16:7A:48:TRP:HB2	2.01	0.42
1:1G:558:G:C4	1:1G:559:A:C2	3.08	0.42
31:39:107:LYS:HZ3	31:39:205:ARG:HG3	1.85	0.42
19:AA:19:VAL:HG11	19:AA:44:MET:HA	2.02	0.42
46:C5:36:ALA:HB1	46:C5:66:PRO:HB3	2.02	0.42
47:H8:30:ASN:O	47:H8:32:HIS:N	2.53	0.42
26:14:956:G:H5''	26:14:957:A:OP2	2.19	0.42
12:3A:98:TYR:N	12:3A:98:TYR:CD1	2.87	0.42
3:2E:113:ALA:HB3	3:2E:114:PRO:HD3	2.01	0.42
20:BI:25:ARG:O	20:BI:29:LYS:HG3	2.19	0.42
26:14:918:A:O2'	27:1J:96:G:N2	2.49	0.42
26:1H:29:U:H2'	26:1H:30:G:C8	2.55	0.42
3:2E:42:LEU:O	3:2E:46:GLU:HG2	2.19	0.42
46:C5:52:SER:CB	46:C5:56:PRO:HA	2.49	0.42
47:H8:101:PRO:O	47:H8:102:LEU:HD23	2.20	0.42
26:14:597:U:H2'	26:14:598:G:C8	2.55	0.42
26:14:1132:A:N6	26:14:2025:C:O2	2.53	0.42
54:L5:12:ARG:NH2	54:L5:44:PRO:HB3	2.34	0.42
5:42:82:VAL:HG21	5:42:138:ALA:HA	2.02	0.42
1:1G:1406:U:O2	1:1G:1517:G:N2	2.52	0.42
26:1H:881:G:N3	26:1H:881:G:H3'	2.35	0.42
42:C8:39:LEU:HD23	42:C8:39:LEU:HA	1.77	0.42
48:I8:60:PHE:CD1	48:I8:60:PHE:N	2.88	0.42
34:61:125:GLU:OE1	34:61:141:LYS:HG2	2.19	0.42
26:1H:986:C:C2'	26:1H:987:G:H5'	2.50	0.42
2:1E:20:GLU:HG3	2:1E:191:ASP:N	2.35	0.42

Continued on next page...

Continued from previous page...

Atom-1	Atom-2	Interatomic distance (Å)	Clash overlap (Å)
4:3E:155:LEU:HD23	4:3E:155:LEU:HA	1.84	0.41
41:75:7:ILE:HG13	41:75:8:LYS:N	2.35	0.41
26:14:450:G:O6	59:14:3644:HOH:O	2.21	0.41
41:75:54:ARG:HG3	41:75:59:THR:HG21	2.02	0.41
8:72:120:THR:HG23	8:72:122:ARG:H	1.85	0.41
4:32:93:PHE:O	4:32:96:LEU:HB2	2.20	0.41
26:14:2271:G:C6	26:14:2272:U:C4	3.08	0.41
24:3L:51:A:H61	24:3L:63:U:H3	1.67	0.41
26:14:1421:G:C2	26:14:1422:G:C8	3.08	0.41
26:14:997:G:O2'	26:14:998:C:H5'	2.19	0.41
9:82:79:LEU:HD22	9:82:82:ALA:HB3	2.02	0.41
55:M5:33:ASN:O	55:M5:34:TRP:C	2.58	0.41
1:13:112:G:P	16:71:27:LYS:HD2	2.60	0.41
26:14:82:G:H5'	26:14:296:C:H5'	2.02	0.41
26:1H:1551:C:C2'	26:1H:1552:G:H5'	2.50	0.41
20:BA:100:ILE:HG23	20:BA:101:GLY:N	2.35	0.41
1:13:1010:G:H2'	1:13:1011:G:O4'	2.20	0.41
20:BI:50:GLU:HG2	20:BI:100:ILE:HB	2.01	0.41
6:5E:23:LYS:HZ3	6:5E:23:LYS:HB2	1.84	0.41
38:45:18:LYS:HA	38:45:18:LYS:HD2	1.83	0.41
26:14:300:A:H2'	26:14:334:C:O2'	2.19	0.41
26:14:332:A:C5	26:14:335:C:C4	3.08	0.41
6:52:24:GLU:HB3	6:52:28:ARG:NH1	2.34	0.41
32:49:37:VAL:HG23	32:49:99:MET:HE3	2.02	0.41
24:3K:63:U:C5'	28:71:53:ARG:HH22	2.32	0.41
26:14:615:G:C8	31:39:44:ARG:NH1	2.88	0.41
29:11:79:VAL:HG12	29:11:113:VAL:HA	2.01	0.41
1:1G:675:A:H1'	11:2A:116:HIS:CG	2.54	0.41
26:14:2461:C:C2	26:14:2462:U:C5	3.07	0.41
41:B8:42:ILE:HG21	41:B8:84:GLN:NE2	2.34	0.41
1:1G:1101:A:H4'	1:1G:1102:A:O5'	2.19	0.41
26:1H:1444:G:C2	26:1H:1548:C:N3	2.88	0.41
26:1H:781:A:C8	29:11:219:PRO:HG2	2.55	0.41
1:13:1091:U:O2	1:13:1093:A:C8	2.73	0.41
1:13:958:A:C6	1:13:959:A:C6	3.08	0.41
26:1H:1443:G:N2	26:1H:1549:C:C2	2.88	0.41
46:C5:30:VAL:O	46:C5:36:ALA:O	2.37	0.41
26:1H:775:G:N2	26:1H:794:G:H5'	2.35	0.41
27:16:24:G:C2	27:16:56:G:C2	3.08	0.41
24:3L:31:A:H61	24:3L:39:U:H3	1.67	0.41
54:L5:12:ARG:HH21	54:L5:44:PRO:HB3	1.85	0.41

Continued on next page...

Continued from previous page...

Atom-1	Atom-2	Interatomic distance (Å)	Clash overlap (Å)
34:61:93:THR:O	34:61:97:ILE:HG13	2.20	0.41
26:1H:713:G:H2'	26:1H:714:U:C6	2.55	0.41
26:1H:830:G:H3'	59:1H:4275:HOH:O	2.20	0.41
30:29:107:THR:O	30:29:190:GLY:HA2	2.20	0.41
3:2E:84:ILE:HD11	3:2E:101:LEU:HD22	2.02	0.41
1:1G:964:A:N3	1:1G:969:A:O2'	2.49	0.41
26:1H:685:A:H1'	26:1H:688:U:O4	2.19	0.41
12:3I:85:ILE:HG23	12:3I:85:ILE:HD12	1.73	0.41
7:6E:50:ILE:HD13	7:6E:125:MET:HG3	2.01	0.41
26:1H:1598:C:H2'	26:1H:1599:C:C6	2.54	0.41
24:3L:70:C:H2'	24:3L:71:C:C6	2.56	0.41
26:1H:1666:G:C2'	26:1H:1667:G:H5'	2.51	0.41
1:1G:1127:G:HO2'	1:1G:1148:U:H3	1.67	0.41
26:14:308:G:H5"	26:14:309:G:OP2	2.20	0.41
26:14:71:A:H5'	26:14:71:A:H8	1.84	0.41
14:5A:32:SER:OG	14:5A:32:SER:O	2.29	0.41
26:14:2228:G:C6	26:14:2229:C:C4	3.08	0.41
28:71:42:GLU:O	28:71:215:THR:HG22	2.20	0.41
1:13:345:C:H4'	1:13:346:G:C4	2.55	0.41
26:14:2148:G:H2'	26:14:2149:G:C8	2.42	0.41
1:1G:1055:A:C5	1:1G:1206:G:C2	3.08	0.41
2:1E:19:HIS:NE2	2:1E:206:ASP:HB2	2.29	0.41
4:32:108:LEU:CD2	4:32:183:GLY:HA3	2.50	0.41
30:21:75:VAL:C	30:21:76:ARG:HD2	2.40	0.41
26:1H:1785:A:H2'	26:1H:1787:A:N7	2.34	0.41
34:61:44:LEU:HD12	34:61:44:LEU:HA	1.88	0.41
13:4I:3:ARG:CZ	13:4I:9:ILE:HD11	2.50	0.41
13:4A:81:LEU:HA	13:4A:81:LEU:HD13	1.61	0.41
1:13:1272:G:H2'	1:13:1273:G:O4'	2.20	0.41
2:1E:80:ILE:HD13	2:1E:212:GLN:HB2	2.00	0.41
46:G8:81:LYS:HD2	46:G8:99:CYS:SG	2.60	0.41
35:58:59:LYS:O	35:58:61:ARG:HD2	2.20	0.41
1:1G:244:U:C6	1:1G:894:G:N2	2.88	0.41
1:13:1266:G:N2	1:13:1270:C:C4	2.88	0.41
1:1G:957:U:H2'	1:1G:959:A:OP2	2.20	0.41
1:13:1064:G:H1'	1:13:1190:G:N2	2.35	0.41
28:71:5:LYS:HA	28:71:8:ARG:CB	2.50	0.41
26:1H:2722:G:H2'	26:1H:2723:C:C6	2.54	0.41
24:3K:15:G:C6	24:3K:48:C:N4	2.88	0.41
24:3K:48:C:C5	24:3K:59:A:C4	3.08	0.41
15:6I:82:ILE:HD13	15:6I:88:ARG:HB2	2.01	0.41

Continued on next page...

Continued from previous page...

Atom-1	Atom-2	Interatomic distance (Å)	Clash overlap (Å)
34:61:92:VAL:HG13	34:61:120:ILE:HG23	2.02	0.41
26:14:2130:U:O2'	26:14:2134:A:H1'	2.20	0.41
26:1H:2619:C:O2'	26:1H:2620:C:H5'	2.19	0.41
1:1G:631:G:O5'	8:72:98:LYS:NZ	2.47	0.41
26:14:1337:G:H2'	26:14:1338:G:C8	2.53	0.41
1:1G:1429:C:H2'	1:1G:1430:C:C6	2.54	0.41
8:72:73:ASP:HA	8:72:74:PRO:HD2	1.69	0.41
26:1H:2062:A:N3	26:1H:2062:A:H2'	2.36	0.41
1:1G:509:A:O4'	4:32:58:LEU:HD12	2.20	0.41
8:72:44:PHE:HD1	8:72:80:ILE:HG12	1.85	0.41
26:1H:2298:A:H2'	26:1H:2299:G:O4'	2.20	0.41
1:13:677:U:H3	1:13:713:G:H22	1.67	0.41
27:16:40:U:H1'	27:16:45:A:H61	1.85	0.41
26:1H:2187:G:C2	26:1H:2188:C:C2	3.08	0.41
26:14:605:C:O2	26:14:657:U:O2'	2.37	0.41
1:13:237:C:H5"	17:8I:25:ARG:NH1	2.36	0.41
26:14:513:A:C2	26:14:514:A:C4	3.08	0.41
1:1G:1216:G:H2'	1:1G:1217:C:C6	2.56	0.41
5:4E:71:LEU:HG	5:4E:71:LEU:H	1.74	0.41
44:E8:11:ARG:HH21	44:E8:99:ARG:N	2.17	0.41
22:1L:2:G:N2	22:1L:71:C:O2	2.53	0.41
37:35:111:ARG:HG2	37:35:128:HIS:CG	2.55	0.41
47:D5:28:MET:HG3	47:D5:37:VAL:HG11	2.02	0.41
5:4E:74:GLY:O	5:4E:115:VAL:HA	2.20	0.41
46:C5:6:HIS:CD2	46:C5:7:VAL:HG13	2.55	0.41
47:H8:48:PHE:CZ	47:H8:74:VAL:HG21	2.55	0.41
26:14:2780:G:OP1	35:15:118:LYS:HE2	2.21	0.41
47:D5:67:LEU:HA	47:D5:68:PRO:HD3	1.87	0.41
26:1H:969:U:OP1	51:L8:17:LYS:HG2	2.19	0.41
38:45:43:THR:HG22	38:45:94:VAL:HG12	2.02	0.41
26:1H:2456:C:O5'	26:1H:2456:C:H6	2.03	0.41
30:29:79:ARG:H	30:29:79:ARG:HG2	1.57	0.41
35:58:2:LYS:HA	35:58:2:LYS:HD3	1.75	0.41
31:39:127:GLU:HA	31:39:127:GLU:OE1	2.19	0.41
26:14:1585:C:O2	26:14:1585:C:H2'	2.19	0.41
20:BA:86:ARG:CZ	20:BA:86:ARG:HB2	2.49	0.41
19:AI:8:GLY:CA	19:AI:9:VAL:HG13	2.39	0.41
26:14:2821:A:H3'	59:14:3510:HOH:O	2.19	0.41
32:41:101:ILE:HD13	32:41:102:PHE:N	2.35	0.41
26:14:139:G:N3	26:14:141:A:N1	2.67	0.41
1:13:657:G:C2	1:13:750:G:C5	3.08	0.41

Continued on next page...

Continued from previous page...

Atom-1	Atom-2	Interatomic distance (Å)	Clash overlap (Å)
10:1A:55:LYS:NZ	10:1A:57:LYS:N	2.69	0.41
26:1H:2311:A:O2'	32:41:88:ILE:HG21	2.20	0.41
1:13:464:G:C6	1:13:466:C:H5'	2.56	0.41
1:1G:1145:C:H5''	1:1G:1146:A:OP1	2.20	0.41
1:1G:1347:G:N2	1:1G:1373:G:H2'	2.34	0.41
46:G8:96:ILE:HG22	46:G8:101:LYS:HG2	2.02	0.41
1:13:588:G:H5''	8:7E:5:PRO:HG3	2.01	0.41
47:H8:19:ARG:HH11	47:H8:84:GLU:HB2	1.86	0.41
26:14:2286:A:H4'	26:14:2287:A:O4'	2.20	0.41
26:14:2500:U:H5''	26:14:2501:C:OP2	2.21	0.41
44:A5:110:LYS:HD2	44:A5:110:LYS:HA	1.88	0.41
32:41:67:LYS:HD2	32:41:67:LYS:O	2.20	0.41
29:11:228:PRO:HD3	29:11:235:GLY:CA	2.50	0.41
26:14:376:C:OP2	59:14:3647:HOH:O	2.21	0.41
26:14:2147:G:H2'	26:14:2148:G:C4'	2.50	0.41
26:1H:2729:G:H2'	26:1H:2730:C:O4'	2.21	0.41
26:1H:365:C:P	59:1H:3743:HOH:O	2.79	0.41
26:1H:2710:C:P	59:1H:4014:HOH:O	2.78	0.41
41:B8:12:SER:OG	41:B8:15:VAL:HG12	2.19	0.41
1:1G:1095:U:H5''	1:1G:1109:C:O2	2.20	0.41
8:72:125:ARG:HE	8:72:125:ARG:HB2	1.57	0.41
14:5I:23:ARG:NH1	14:5I:30:ALA:HB2	2.34	0.41
31:39:178:PRO:HB3	31:39:198:ALA:HA	2.03	0.41
32:41:115:ARG:HB3	32:41:115:ARG:NH1	2.35	0.41
26:1H:990:A:H1'	26:1H:1156:A:N3	2.35	0.41
26:1H:322:A:H5'	26:1H:340:A:C1'	2.49	0.41
1:1G:1525:G:OP1	11:2A:120:ARG:NH2	2.54	0.41
1:13:628:G:H2'	1:13:629:G:H8	1.84	0.41
1:1G:1132:C:H2'	1:1G:1133:G:H8	1.84	0.41
5:4E:43:LEU:HD13	5:4E:109:ILE:HD11	2.03	0.41
26:1H:2590:A:H2'	26:1H:2591:C:C6	2.55	0.41
55:M5:34:TRP:CE3	55:M5:34:TRP:HA	2.54	0.41
24:3L:22:G:C2	24:3L:23:A:C5	3.08	0.41
23:2K:53:G:C6	23:2K:54:G:N7	2.88	0.41
26:14:1664:A:OP1	59:14:3635:HOH:O	2.20	0.41
26:14:1317:A:H2'	26:14:1318:C:C6	2.55	0.41
20:BA:48:LYS:O	20:BA:50:GLU:N	2.54	0.41
1:13:1309:G:C5	1:13:1329:A:C2	3.07	0.41
30:29:200:GLU:N	30:29:200:GLU:OE1	2.51	0.41
1:1G:960:U:O2'	1:1G:960:U:O2	2.27	0.41
8:72:11:THR:HG23	8:72:14:ARG:NH1	2.35	0.41

Continued on next page...

Continued from previous page...

Atom-1	Atom-2	Interatomic distance (Å)	Clash overlap (Å)
1:13:646:U:H2'	1:13:647:C:C6	2.54	0.41
26:14:218:A:C2	26:14:235:U:H4'	2.51	0.41
46:C5:87:LYS:H	46:C5:94:LYS:HG2	1.85	0.41
26:14:1155:A:H3'	59:14:3742:HOH:O	2.20	0.41
26:1H:603:A:O4'	26:1H:655:A:N6	2.54	0.41
8:72:75:ARG:HA	8:72:76:PRO:HD2	1.86	0.41
26:14:636:G:O2'	26:14:638:G:O2'	2.25	0.41
1:13:942:G:C2	1:13:943:U:C6	3.08	0.41
1:13:1176:A:H2'	1:13:1177:G:C1'	2.50	0.41
27:1J:33:G:O2'	27:1J:34:U:H5'	2.20	0.41
2:12:171:ALA:HA	2:12:174:VAL:HG23	2.01	0.41
42:C8:28:ARG:HD3	42:C8:38:THR:OG1	2.20	0.41
1:13:1182:G:H4'	1:13:1183:A:H5''	2.01	0.41
44:E8:28:SER:OG	44:E8:31:GLU:HG2	2.20	0.41
26:14:2086:U:H2'	26:14:2087:G:C8	2.54	0.41
1:13:1310:G:N2	1:13:1328:C:C2	2.88	0.41
26:14:1451:C:H5''	26:14:1451:C:H6	1.85	0.41
26:1H:902:C:O2'	26:1H:903:C:H5'	2.20	0.41
1:13:684:A:O2'	11:2I:38:ASN:HB3	2.20	0.41
1:1G:664:G:H22	1:1G:741:G:H1	1.69	0.41
54:P8:26:GLY:O	54:P8:30:VAL:HG23	2.20	0.41
1:1G:1112:C:C2	3:22:178:LEU:HB2	2.55	0.41
26:1H:2528:U:H2'	26:1H:2530:A:O5'	2.19	0.41
17:8A:31:LEU:HD23	17:8A:32:TYR:CE1	2.55	0.41
26:14:2727:G:O2'	36:25:70:LYS:HE2	2.19	0.41
17:8I:52:LYS:O	17:8I:55:ASP:HB2	2.19	0.41
26:14:1088:A:H2'	26:14:1088:A:N3	2.35	0.41
38:88:118:LEU:HD23	38:88:118:LEU:HA	1.81	0.41
5:42:10:MET:HB3	5:42:10:MET:HE2	1.88	0.41
31:31:82:ILE:HG21	31:31:82:ILE:HD13	1.80	0.41
32:49:165:THR:OG1	32:49:168:GLU:HG3	2.20	0.41
29:11:36:PRO:CD	29:11:64:ILE:HG22	2.50	0.41
26:1H:2597:G:O2'	26:1H:2598:A:H5'	2.19	0.41
26:14:2392:A:C8	37:35:61:ARG:HD2	2.56	0.41
26:1H:1141:U:H4'	26:1H:1142(A):A:O4'	2.20	0.41
26:14:1142(A):A:H5'	26:14:1142(A):A:C8	2.56	0.41
26:1H:1556:C:H2'	26:1H:1557:C:C6	2.55	0.41
26:14:975:G:C2	26:14:990:A:C8	3.07	0.41
31:39:63:LYS:HG2	31:39:65:TRP:O	2.20	0.41
26:14:1464:C:C2	26:14:1465:G:C8	3.09	0.41
1:13:191(F):U:O2	20:BI:105:SER:HB2	2.19	0.41

Continued on next page...

Continued from previous page...

Atom-1	Atom-2	Interatomic distance (Å)	Clash overlap (Å)
1:13:972:C:O5'	10:1I:57:LYS:HG2	2.20	0.41
48:E5:11:ARG:O	48:E5:14:ARG:NH2	2.53	0.41
4:32:172:PRO:HD2	4:32:173:TRP:CZ3	2.55	0.41
47:H8:4:ARG:HB3	47:H8:58:VAL:CG2	2.46	0.41
1:13:199:G:H2'	1:13:200:G:O4'	2.20	0.41
1:13:1223:C:P	19:AI:78:ARG:NH1	2.90	0.41
1:1G:1307:U:OP1	13:4A:101:GLN:NE2	2.53	0.41
48:I8:70:GLN:OE1	48:I8:72:ARG:HG3	2.19	0.41
48:I8:75:LEU:HA	48:I8:75:LEU:HD23	1.78	0.41
26:1H:2721:A:OP1	59:1H:3783:HOH:O	2.22	0.41
26:14:960:A:H61	38:45:83:MET:CE	2.33	0.41
1:1G:146:G:H2'	1:1G:147:G:C8	2.54	0.41
26:14:228:A:H8	26:14:228:A:H3'	1.86	0.41
1:13:625:G:H4'	16:7I:16:HIS:CG	2.54	0.41
26:14:2695:C:H2'	26:14:2696:U:C6	2.55	0.41
31:39:7:TYR:HD1	31:39:18:ARG:H	1.69	0.41
25:4L:23:A:H1'	25:4L:24:A:P	2.60	0.41
6:5E:15:ASP:CG	6:5E:18:GLN:HG3	2.41	0.41
26:1H:1206:G:C6	26:1H:1207:C:C4	3.09	0.41
26:1H:234:C:H2'	26:1H:235:U:C6	2.55	0.41
20:BI:85:MET:C	20:BI:87:LYS:H	2.23	0.41
4:3E:148:VAL:HG21	4:3E:158:ILE:HG21	2.02	0.41
1:13:179:A:O2'	1:13:180:U:H5'	2.20	0.41
1:1G:719:C:H42	18:9A:71:LYS:HE2	1.85	0.41
1:13:663:A:H5''	18:9I:61:LYS:HE2	2.01	0.41
5:42:69:VAL:O	5:42:71:LEU:HG	2.21	0.41
3:22:113:ALA:HB3	3:22:114:PRO:HD3	2.02	0.41
26:1H:106:C:H2'	26:1H:107:C:H6	1.85	0.41
26:1H:709:U:H2'	26:1H:710:G:C8	2.56	0.41
26:1H:435:C:C2'	26:1H:436:C:H5'	2.51	0.41
26:14:1727:U:H3	26:14:1733:G:H1	1.66	0.41
26:1H:2387:U:H1'	48:I8:41:ARG:NH2	2.35	0.41
31:39:79:GLY:HA2	31:39:86:GLY:HA2	2.00	0.41
1:1G:751:U:H4'	15:6A:24:SER:HA	2.03	0.41
3:2E:110:ASN:O	3:2E:141:VAL:HG22	2.20	0.41
35:15:59:LYS:HE3	35:15:60:ILE:N	2.35	0.41
1:1G:1494:G:C2	1:1G:1495:U:C6	3.09	0.41
26:14:1967:C:H2'	26:14:1968:G:H5'	2.02	0.41
42:85:69:CYS:HG	42:85:79:PHE:HD2	1.64	0.41
26:1H:205:G:O2'	26:1H:206:U:P	2.78	0.41
7:62:32:ARG:O	7:62:34:GLY:N	2.53	0.41

Continued on next page...

Continued from previous page...

Atom-1	Atom-2	Interatomic distance (Å)	Clash overlap (Å)
1:13:1151:A:C2	1:13:1152:A:C5	3.08	0.41
1:1G:410:G:O6	1:1G:429:U:O2'	2.35	0.41
26:1H:1963:U:H6	26:1H:1963:U:OP1	2.03	0.41
5:4E:27:ARG:HE	5:4E:27:ARG:HB2	1.50	0.41
26:14:354:G:H2'	26:14:355:G:O4'	2.20	0.41
26:1H:2367:G:H2'	26:1H:2368:C:H6	1.85	0.41
30:29:103:ASP:OD1	30:29:201:THR:HG23	2.21	0.41
1:13:1466:C:H2'	1:13:1467:G:O4'	2.21	0.41
1:13:44:G:C2	1:13:45:U:H1'	2.56	0.41
26:1H:2599:G:O2'	26:1H:2600:A:H5'	2.20	0.41
1:1G:1374:A:H2'	1:1G:1375:A:H5'	2.03	0.41
26:1H:1665:A:H2'	26:1H:1666:G:O4'	2.20	0.41
1:1G:1180:A:OP1	9:82:103:THR:OG1	2.38	0.41
26:14:1621:U:H3'	59:14:3523:HOH:O	2.20	0.41
41:75:60:THR:HG22	41:75:77:PRO:HA	2.03	0.41
1:1G:500:G:H2'	1:1G:501:C:C6	2.56	0.41
26:1H:2315:G:H2'	26:1H:2316:C:C6	2.55	0.41
1:1G:1221:G:OP1	1:1G:1321:C:N4	2.51	0.41
43:95:89:GLN:HA	43:95:90:PRO:HD3	1.91	0.41
26:14:603:A:H8	26:14:604:G:H1'	1.85	0.41
1:13:973:G:OP1	10:1I:57:LYS:HD3	2.20	0.41
26:1H:1952:A:H5''	26:1H:1953:A:OP2	2.20	0.41
26:1H:249:C:H4'	26:1H:250:G:O5'	2.20	0.41
24:3L:15:G:C4	24:3L:59:A:C2	3.08	0.41
39:55:59:ASP:OD2	39:55:61:HIS:HB3	2.20	0.41
26:14:92:G:H2'	26:14:93:C:C6	2.55	0.41
2:12:17:PHE:HA	2:12:204:ASN:OD1	2.19	0.41
42:85:98:LEU:CA	42:85:100:VAL:H	2.34	0.41
26:14:2274:A:O3'	26:14:2275:C:H3'	2.20	0.41
2:1E:216:SER:HG	2:1E:216:SER:H	1.66	0.41
47:H8:44:PHE:CD1	47:H8:44:PHE:C	2.94	0.41
1:1G:15:G:C5	1:1G:1396:A:C2	3.09	0.41
1:13:838:G:H1	1:13:848:C:H42	1.67	0.41
1:1G:1328:C:H2'	1:1G:1329:A:O4'	2.20	0.41
13:4A:19:LEU:HB3	13:4A:25:ILE:HG21	2.02	0.41
3:22:180:ALA:O	3:22:181:ASN:HB3	2.21	0.41
1:1G:243:A:H62	1:1G:281:G:H1'	1.86	0.41
7:62:15:ASP:O	7:62:19:GLY:HA2	2.20	0.41
3:22:47:LEU:HB3	3:22:52:LEU:HD13	2.03	0.41
4:32:4:TYR:HE2	4:32:11:LEU:HD21	1.85	0.41
26:14:2365:G:H4'	48:E5:60:PHE:CZ	2.55	0.41

Continued on next page...

Continued from previous page...

Atom-1	Atom-2	Interatomic distance (Å)	Clash overlap (Å)
1:13:703:G:O2'	1:13:704:A:OP2	2.30	0.41
53:N8:48:GLU:O	53:N8:49:CYS:SG	2.79	0.41
32:49:59:GLU:CD	32:49:153:ARG:HH21	2.23	0.41
37:78:81:GLN:OE1	37:78:106:LEU:HA	2.20	0.41
1:1G:1037:C:H2'	1:1G:1038:C:C6	2.55	0.41
47:D5:157:LEU:HA	47:D5:158:PRO:HD3	1.72	0.41
8:7E:10:LEU:HD23	8:7E:10:LEU:H	1.85	0.41
44:A5:107:LEU:HA	44:A5:107:LEU:HD12	1.81	0.41
26:14:1945:G:O2'	26:14:1946:U:H5'	2.19	0.41
29:19:70:TRP:O	29:19:73:VAL:HG23	2.20	0.41
2:12:55:PHE:CD1	2:12:221:LEU:HG	2.56	0.41
3:2E:47:LEU:HG	3:2E:76:VAL:HG12	2.03	0.41
1:1G:297:G:N2	1:1G:300:A:OP2	2.51	0.41
26:1H:198:C:H5'	26:1H:2244:U:OP1	2.20	0.41
26:14:2600:A:C6	26:14:2601:C:N4	2.88	0.41
26:1H:1791:A:C8	26:1H:1792:G:C8	3.08	0.41
26:14:1833:U:H2'	26:14:1834:U:H6	1.83	0.41
26:14:2795:G:N3	26:14:2795:G:H2'	2.35	0.41
12:3A:56:ALA:O	12:3A:67:THR:HA	2.21	0.41
53:J5:36:CYS:SG	53:J5:49:CYS:SG	3.16	0.41
26:1H:2852:G:H2'	26:1H:2853:C:O4'	2.21	0.41
1:13:774:G:H5''	1:13:775:G:OP2	2.21	0.41
26:14:1346:G:C2'	26:14:1347:G:H5'	2.50	0.41
1:1G:930:C:C4	1:1G:931:C:C5	3.08	0.41
47:H8:141:VAL:O	47:H8:144:LEU:HG	2.20	0.41
1:1G:487:A:H2'	1:1G:488:C:O4'	2.21	0.41
3:2E:79:ARG:NH2	11:2A:105:VAL:O	2.54	0.41
4:3E:90:GLY:N	4:3E:204:ILE:HD11	2.36	0.41
33:51:33:LEU:HD21	33:51:136:ILE:HG22	2.03	0.41
26:1H:2545:G:H2'	26:1H:2546:U:O4'	2.21	0.41
23:2L:28:U:O2	23:2L:45:A:C2	2.73	0.41
26:1H:2483:C:O2	38:88:124:LYS:HE3	2.20	0.41
19:AI:40:ILE:CG1	19:AI:41:VAL:HG23	2.27	0.41
32:41:39:ILE:HD11	32:41:102:PHE:CZ	2.56	0.41
52:M8:14:ILE:HG12	52:M8:15:ILE:N	2.36	0.41
52:M8:37:SER:HB3	52:M8:42:PHE:CD1	2.55	0.41
26:1H:780:G:O5'	26:1H:780:G:H8	2.02	0.41
1:1G:1348:U:N3	1:1G:1374:A:H2	2.12	0.41
3:22:4:LYS:HE2	3:22:4:LYS:HB2	1.83	0.41
32:49:7:LEU:HA	32:49:10:LYS:HB2	2.03	0.41
1:13:1401:G:C2	1:13:1402:C:H1'	2.55	0.41

Continued on next page...

Continued from previous page...

Atom-1	Atom-2	Interatomic distance (Å)	Clash overlap (Å)
26:14:205:G:P	59:14:3521:HOH:O	2.72	0.41
26:1H:806:C:C2	26:1H:807:U:C5	3.08	0.41
26:1H:1478:G:HO2'	26:1H:1558:A:H2	1.68	0.41
49:F5:4:VAL:HG11	49:F5:11:ARG:NH1	2.35	0.41
20:BI:74:LYS:HB3	20:BI:75:ASN:OD1	2.20	0.41
41:B8:24:PRO:HA	41:B8:49:VAL:O	2.19	0.41
26:1H:2287:A:N1	26:1H:2346:A:C2	2.83	0.41
1:13:1304:G:P	59:13:1808:HOH:O	2.77	0.41
26:1H:832:G:H4'	37:78:45:LEU:HD11	2.01	0.41
1:13:1296:C:H4'	1:13:1302:U:C5	2.56	0.41
26:1H:1138:G:H21	35:58:106:MET:CE	2.29	0.41
26:14:2257:U:O2'	26:14:2258:C:H5'	2.20	0.41
26:1H:2334:G:C2	40:A8:12:PHE:CD1	3.08	0.41
2:1E:166:ASP:C	2:1E:168:THR:H	2.24	0.41
32:41:114:ILE:HG22	32:41:115:ARG:O	2.20	0.41
26:14:2872:G:C4	26:14:2873:A:C2	3.09	0.41
26:1H:1813:G:H1'	29:11:50:THR:OG1	2.20	0.41
1:1G:673:G:H5''	6:52:87:ARG:NH1	2.35	0.41
1:1G:1331:G:OP1	1:1G:1331:G:H4'	2.21	0.41
26:14:1572:A:H2'	26:14:1573:G:O4'	2.21	0.41
1:1G:1256:A:H3'	3:22:27:LYS:NZ	2.35	0.41
7:62:15:ASP:OD1	7:62:16:LEU:N	2.54	0.41
26:14:176:G:C2'	26:14:177:G:H5'	2.50	0.41
29:19:6:PHE:CE1	29:19:18:VAL:HG23	2.52	0.41
1:1G:1122:U:O4	1:1G:1123:A:N6	2.52	0.41
9:82:25:LYS:HZ1	9:82:33:PHE:HB3	1.86	0.41
54:P8:10:ARG:O	54:P8:14:LYS:HB2	2.20	0.41
27:1J:8:U:O2'	40:65:40:ILE:HD13	2.20	0.41
26:14:673:C:H4'	31:39:82:ILE:CG1	2.50	0.41
4:3E:12:CYS:SG	4:3E:18:LYS:HA	2.61	0.41
31:39:6:VAL:HB	31:39:124:LEU:HA	2.02	0.41
28:71:44:HIS:O	28:71:212:VAL:HA	2.21	0.41
2:1E:48:MET:O	2:1E:51:LEU:N	2.53	0.41
1:13:502:G:C6	1:13:503:C:C4	3.09	0.41
26:1H:2060:A:O3'	31:31:68:LYS:NZ	2.49	0.41
24:3K:58:A:H4'	24:3K:59:A:OP1	2.20	0.41
26:1H:1693:U:O2'	29:11:14:ARG:NH2	2.53	0.41
1:1G:1151:A:H5'	10:1A:41:PRO:HA	2.02	0.41
26:14:1963:U:H2'	26:14:1963:U:O2	2.21	0.41
26:1H:184:C:H2'	26:1H:185:U:H6	1.84	0.41
1:13:534:U:H5''	1:13:535:A:OP2	2.21	0.41

Continued on next page...

Continued from previous page...

Atom-1	Atom-2	Interatomic distance (Å)	Clash overlap (Å)
4:3E:120:LEU:HA	4:3E:120:LEU:HD23	1.84	0.41
26:14:2401:U:H2'	26:14:2402:C:H6	1.86	0.41
11:2I:87:THR:HA	11:2I:91:ARG:HD2	2.03	0.41
1:13:1409:C:H2'	1:13:1410:G:C8	2.56	0.41
26:1H:1444:G:N2	26:1H:1548:C:C2	2.89	0.41
37:35:29:LYS:HG2	37:35:30:THR:HG23	2.03	0.41
1:13:1092:A:N6	1:13:1093:A:N6	2.68	0.41
1:13:1072:G:C6	1:13:1073:U:C4	3.09	0.41
32:41:43:LEU:HA	32:41:45:GLU:HG2	2.03	0.41
48:I8:84:LEU:HD12	48:I8:84:LEU:HA	1.83	0.41
26:1H:794:G:H2'	26:1H:795:C:C6	2.55	0.41
26:1H:1309:G:H4'	54:P8:7:PRO:HB2	2.02	0.41
1:13:616:G:C2	1:13:617:G:N7	2.89	0.41
12:3A:84:LEU:HG	12:3A:105:TYR:HE2	1.85	0.41
26:14:2642:G:OP1	35:15:76:SER:OG	2.34	0.41
1:1G:811:C:H4'	1:1G:900:A:N6	2.35	0.41
26:14:374:A:C2	26:14:401:A:C4	3.08	0.41
1:1G:543:C:C2'	1:1G:544:G:H5'	2.51	0.41
9:8E:48:GLU:HB3	9:8E:101:PHE:CZ	2.55	0.41
18:9A:79:LEU:HB3	18:9A:80:PRO:HD2	2.03	0.41
26:1H:1695:G:H2'	26:1H:1696:G:O4'	2.20	0.41
6:52:11:ASN:O	6:52:14:LEU:HD22	2.20	0.41
26:14:1480:G:C6	26:14:1482:U:C4	3.08	0.41
16:7A:18:ARG:HA	16:7A:38:TYR:HA	2.02	0.41
26:14:1692:U:H2'	26:14:1694:C:C5	2.56	0.41
1:1G:516:U:C4	1:1G:517:G:C6	3.08	0.41
4:3E:126:ILE:HG22	4:3E:127:THR:N	2.35	0.41
24:3K:31:A:H8	24:3K:31:A:OP2	2.04	0.41
29:11:260:ARG:HH11	29:11:260:ARG:HD3	1.57	0.41
50:G5:35:LEU:HD13	50:G5:35:LEU:HA	1.89	0.41
34:69:113:ARG:HA	34:69:113:ARG:HD3	1.91	0.41
3:2E:164:ARG:HD2	3:2E:166:GLU:OE1	2.20	0.41
34:69:133:HIS:CE1	34:69:134:PRO:HD3	2.55	0.41
1:13:34:C:H2'	1:13:35:G:C8	2.56	0.41
39:98:57:ARG:HB3	39:98:59:ASP:OD1	2.20	0.41
42:C8:97:ASP:OD1	42:C8:101:ARG:NH1	2.53	0.41
26:1H:2557:G:H2'	26:1H:2558:C:C6	2.55	0.41
26:14:732:C:H3'	59:14:3531:HOH:O	2.20	0.41
26:1H:576:U:H2'	26:1H:577:G:C8	2.56	0.41
29:11:30:GLU:HB2	29:11:35:LYS:CE	2.51	0.41
38:45:33:GLY:O	38:45:132:VAL:N	2.40	0.41

Continued on next page...

Continued from previous page...

Atom-1	Atom-2	Interatomic distance (Å)	Clash overlap (Å)
31:39:25:PRO:O	31:39:27:GLU:HB2	2.20	0.41
1:13:1233:G:H2'	1:13:1234:C:H6	1.86	0.41
45:B5:31:HIS:HA	45:B5:32:PRO:HD3	1.80	0.41
26:1H:1478:G:H1'	26:1H:1557:C:O2'	2.19	0.41
26:14:2320:A:C6	26:14:2333:A:C8	3.08	0.41
1:1G:105:G:N2	1:1G:379:C:O3'	2.54	0.41
21:1B:6:ARG:HD3	21:1B:15:ARG:NH1	2.36	0.41
49:F5:91:LYS:O	49:F5:92:LYS:C	2.59	0.41
26:1H:1164:G:C4	26:1H:1165:U:C5	3.09	0.41
33:51:13:LYS:HD3	33:51:13:LYS:HA	1.78	0.41
26:1H:2154:G:O5'	26:1H:2154:G:H8	2.04	0.41
35:58:28:THR:HG22	35:58:29:LYS:N	2.35	0.41
26:1H:1055:G:H1'	26:1H:1085:A:H2	1.84	0.41
2:12:18:GLY:O	2:12:19:HIS:CD2	2.74	0.41
26:1H:1179:C:H2'	26:1H:1180:C:C6	2.55	0.41
1:13:624:C:H4'	16:7I:11:SER:N	2.35	0.41
26:1H:340:A:H2'	26:1H:341:G:O4'	2.21	0.41
29:11:48:ARG:O	29:11:50:THR:HG23	2.21	0.41
26:14:2432:A:H2'	26:14:2433:A:H8	1.80	0.41
26:1H:1389:G:H2'	26:1H:1390:U:C6	2.55	0.41
26:14:1048:A:H5'	26:14:1108:U:O4	2.21	0.41
2:1E:17:PHE:CD1	2:1E:44:LEU:HD11	2.53	0.41
26:1H:1680:U:H2'	26:1H:1681:G:O4'	2.20	0.41
1:1G:1272:G:H2'	1:1G:1273:G:O4'	2.20	0.41
30:21:116:VAL:HG13	30:21:122:PHE:CG	2.55	0.41
27:1J:116:G:H5''	40:65:55:ALA:HB2	2.02	0.41
26:14:2340:G:HO2'	26:14:2341:G:H5'	1.85	0.41
44:A5:62:HIS:HB2	44:A5:64:MET:HG3	2.02	0.41
6:5E:63:TYR:HB3	6:5E:65:VAL:CG1	2.50	0.41
10:1I:31:GLY:HA3	10:1I:81:THR:HG21	2.03	0.41
32:49:15:VAL:HG13	32:49:175:LEU:CB	2.49	0.41
32:41:107:LEU:HA	32:41:107:LEU:HD23	1.86	0.41
3:2E:22:TRP:CD1	3:2E:59:ARG:HD2	2.55	0.41
26:14:2723:C:O3'	39:55:1:MET:HE3	2.21	0.41
1:1G:322:C:H5	1:1G:328:C:H5	1.68	0.41
32:49:181:ARG:HB3	32:49:181:ARG:HE	1.45	0.41
2:12:24:TRP:NE1	2:12:26:PRO:HG3	2.35	0.41
24:3K:62:C:H2'	28:71:53:ARG:HH21	1.85	0.41
26:14:522:G:H2'	26:14:523:C:H6	1.85	0.41
1:1G:675:A:H2'	1:1G:676:A:O4'	2.21	0.41
1:13:1083:U:C5	1:13:1084:G:C6	3.09	0.41

Continued on next page...

Continued from previous page...

Atom-1	Atom-2	Interatomic distance (Å)	Clash overlap (Å)
4:32:151:LYS:O	4:32:151:LYS:HD3	2.19	0.41
1:1G:994:A:C2	14:5A:5:ALA:HB2	2.56	0.41
1:13:1326:C:H2'	1:13:1327:C:H6	1.84	0.41
26:1H:2820:A:O2'	26:1H:2821:A:OP1	2.37	0.41
47:D5:39:VAL:HG21	47:D5:44:PHE:HB2	2.02	0.41
28:71:46:LYS:HE3	28:71:210:ARG:HE	1.86	0.41
8:7E:58:TYR:O	8:7E:59:LEU:HD23	2.19	0.41
26:1H:2563:U:H1'	26:1H:2566:A:N6	2.36	0.41
41:B8:29:ARG:HB2	41:B8:46:GLU:HG3	2.03	0.41
23:2L:73:A:C6	23:2L:74:A:C6	3.09	0.41
1:1G:1019:C:H2'	1:1G:1020:U:C6	2.55	0.41
27:1J:36:C:N3	27:1J:49:C:O2'	2.48	0.41
17:8A:29:HIS:HB3	17:8A:33:GLY:N	2.36	0.41
26:1H:60:G:C8	26:1H:63:U:C5	3.09	0.41
32:41:121:ASN:OD1	32:41:123:ASN:N	2.40	0.41
17:8I:48:GLU:O	17:8I:50:LYS:N	2.53	0.41
1:1G:397:A:N3	1:1G:397:A:H3'	2.35	0.41
26:14:2569:G:C2	26:14:2570:G:C8	3.09	0.41
26:14:813:U:C2	26:14:1195:G:N2	2.89	0.41
47:H8:14:LYS:HA	47:H8:15:PRO:HD2	1.72	0.41
1:13:1124:G:N7	1:13:1145:C:O2'	2.53	0.41
26:1H:1771:C:H1'	26:1H:1786:A:C8	2.56	0.41
1:1G:1350:A:C2	1:1G:1351:U:C2	3.08	0.41
1:13:254:G:H1'	17:8I:15:MET:HG2	2.03	0.41
1:13:266:G:O2'	17:8I:67:LYS:HD3	2.21	0.41
17:8I:66:SER:OG	17:8I:69:LYS:HB2	2.20	0.41
46:C5:19:LYS:HB3	46:C5:20:TYR:H	1.67	0.41
26:1H:860:U:C4	26:1H:917:A:H2	2.38	0.41
26:1H:1512:G:H2'	26:1H:1513:C:H6	1.86	0.41
30:29:70:ALA:C	30:29:72:VAL:H	2.23	0.41
26:14:529:A:H8	26:14:530:G:N1	2.18	0.41
30:21:105:THR:HG21	30:21:164:ARG:CZ	2.50	0.41
26:1H:2287:A:C4	26:1H:2289:G:C8	3.08	0.41
26:1H:2136:C:H2'	26:1H:2137:C:O4'	2.21	0.41
28:71:6:ARG:CZ	28:71:6:ARG:HB3	2.51	0.41
24:3K:8:U:C6	24:3K:13:C:H5	2.39	0.41
26:1H:1417:C:H2'	26:1H:1418:G:O4'	2.21	0.41
1:13:509:A:H5'	4:3E:54:TYR:CD2	2.56	0.41
4:32:53:ASP:OD2	5:42:107:ARG:NH2	2.54	0.41
26:1H:1062:G:H3'	26:1H:1063:G:C8	2.56	0.41
26:1H:76:C:O3'	50:K8:59:ARG:HD3	2.21	0.41

Continued on next page...

Continued from previous page...

Atom-1	Atom-2	Interatomic distance (Å)	Clash overlap (Å)
26:1H:273(E):U:C2'	26:1H:273(F):C:H5'	2.50	0.41
26:1H:1630(A):C:H2'	59:1H:3688:HOH:O	2.21	0.41
26:14:1429:G:C5	26:14:1568:G:C6	3.08	0.41
1:1G:1239:A:H4'	1:1G:1240:U:C5'	2.51	0.41
44:E8:38:TYR:OH	53:N8:47:PRO:HG2	2.19	0.41
13:4A:81:LEU:HB3	13:4A:89:GLY:HA3	2.02	0.41
26:1H:330:A:H2	26:1H:1210:A:H2'	1.84	0.41
26:14:458:G:O2'	54:L5:39:ARG:HD3	2.21	0.41
26:14:1477:A:H2'	26:14:1478:G:O4'	2.21	0.41
2:1E:93:VAL:HG21	2:1E:97:TRP:HB2	2.03	0.41
26:1H:2327:A:H2'	26:1H:2328:A:H8	1.83	0.41
26:14:99:U:H4'	26:14:102:G:H1'	2.03	0.41
26:1H:1094:U:HO2'	26:1H:1096:A:P	2.44	0.41
27:16:89(A):A:N7	27:16:90:C:H1'	2.35	0.41
20:BI:100:ILE:HG12	20:BI:101:GLY:H	1.86	0.41
26:14:228:A:H3'	26:14:228:A:C8	2.56	0.41
26:14:2104:G:C6	26:14:2105:C:N4	2.89	0.41
26:14:548:A:H2'	26:14:549:G:H5'	2.03	0.41
31:31:155:LEU:HD13	31:31:174:VAL:HG22	2.03	0.41
23:2L:59:A:H2	23:2L:61:U:HO2'	1.66	0.41
2:12:141:GLU:O	2:12:145:LEU:HB2	2.20	0.41
26:14:2469:A:H8	38:45:56:ARG:NH2	2.19	0.41
23:2K:56:PSU:O4	23:2K:58:A:C8	2.74	0.41
8:72:34:GLU:HB3	8:72:118:VAL:HG21	2.03	0.41
7:62:141:VAL:HA	7:62:142:GLU:HB2	2.03	0.41
8:72:64:LYS:HG2	8:72:79:VAL:HG21	2.02	0.41
1:13:195:A:H2	1:13:223:U:H1'	1.85	0.41
1:1G:60:A:N6	1:1G:110:C:N3	2.64	0.41
1:13:179:A:H2'	1:13:180:U:C6	2.56	0.41
1:1G:600:C:H2'	1:1G:601:C:C6	2.56	0.41
3:22:61:ALA:C	3:22:63:ASN:H	2.24	0.41
26:14:835:A:N6	26:14:836:G:C6	2.89	0.41
29:19:124:PRO:HG2	29:19:129:ASN:ND2	2.36	0.41
34:69:29:TYR:HD2	34:69:30:LEU:HD23	1.86	0.41
47:H8:48:PHE:HE1	47:H8:71:VAL:HG11	1.86	0.41
1:13:937:A:C5	1:13:938:A:N7	2.88	0.41
1:1G:730:G:C5	1:1G:731:G:H1'	2.56	0.41
26:14:1615:C:C5	26:14:1617:C:C4	3.08	0.41
1:1G:937:A:C2	1:1G:1379:G:C6	3.09	0.41
26:1H:455:C:N3	26:1H:473:G:H5'	2.35	0.41
26:1H:598:G:H5'	37:78:11:GLY:HA3	2.02	0.41

Continued on next page...

Continued from previous page...

Atom-1	Atom-2	Interatomic distance (Å)	Clash overlap (Å)
1:13:900:A:H2'	1:13:901:A:O4'	2.21	0.41
39:98:29:LEU:HD12	39:98:29:LEU:HA	1.80	0.41
1:1G:1058:G:H2'	1:1G:1059:C:O4'	2.20	0.41
26:14:23:G:O2'	26:14:24:G:H5'	2.20	0.41
29:11:209:ALA:O	29:11:212:SER:N	2.48	0.41
12:3A:100:ILE:HG22	12:3A:101:VAL:N	2.36	0.41
19:AI:3:ARG:NH1	19:AI:9:VAL:HG11	2.36	0.41
26:1H:732:C:H2'	26:1H:733:G:O4'	2.21	0.41
52:M8:15:ILE:HG21	52:M8:32:TYR:CE2	2.56	0.41
26:1H:780:G:N2	26:1H:783:A:N6	2.59	0.41
26:14:198:C:H4'	26:14:2243:U:O2'	2.20	0.41
26:1H:1697:G:OP2	26:1H:1698:A:O2'	2.16	0.41
55:Q8:60:LEU:HA	55:Q8:60:LEU:HD12	1.80	0.41
59:14:3516:HOH:O	37:35:16:ARG:HG3	2.20	0.41
1:13:277:C:H2'	1:13:278:G:H8	1.85	0.41
37:35:57:THR:HG22	37:35:59:LEU:H	1.86	0.41
37:78:61:ARG:HG3	37:78:61:ARG:HH11	1.85	0.41
2:1E:111:ARG:CG	2:1E:111:ARG:HH11	2.23	0.41
47:D5:52:SER:O	47:D5:52:SER:OG	2.33	0.41
26:14:1463:C:H2'	26:14:1464:C:C6	2.54	0.41
26:1H:1382:G:H2'	26:1H:1383:C:C6	2.56	0.41
1:13:46:G:H2'	1:13:366:C:H5	1.85	0.41
26:1H:2400:G:O2'	26:1H:2401:U:H5'	2.20	0.41
1:1G:1298:C:H4'	1:1G:1299:A:C4	2.56	0.41
28:71:10:LEU:HA	28:71:10:LEU:HD12	1.84	0.41
10:1I:55:LYS:O	10:1I:56:HIS:CG	2.74	0.41
29:19:33:LEU:HD23	29:19:34:VAL:HG13	2.01	0.41
1:1G:1008:C:N4	1:1G:1021:G:H22	2.19	0.41
26:14:1678:G:N2	26:14:1989:G:N2	2.67	0.41
37:78:18:ARG:HH21	37:78:18:ARG:CG	2.28	0.41
47:H8:7:ALA:HB3	47:H8:61:LEU:HB3	2.03	0.41
1:1G:1095:U:OP1	1:1G:1108:G:N1	2.54	0.41
45:F8:21:PHE:CE1	45:F8:92:LEU:HD13	2.56	0.41
14:5I:3:ARG:O	14:5I:6:LEU:HB2	2.20	0.41
32:49:40:ASN:HB2	32:49:91:ARG:HG3	2.03	0.41
7:62:149:ARG:HH22	11:2A:58:PRO:HD2	1.86	0.41
1:13:558:G:C4	1:13:559:A:C2	3.08	0.41
26:1H:2292:C:OP1	40:A8:17:ARG:NH2	2.46	0.41
5:4E:75:THR:OG1	5:4E:76:ILE:N	2.54	0.41
5:4E:77:PRO:HD2	5:4E:142:LEU:HD13	2.03	0.41
16:7I:74:LEU:O	16:7I:79:VAL:HB	2.20	0.41

Continued on next page...

Continued from previous page...

Atom-1	Atom-2	Interatomic distance (Å)	Clash overlap (Å)
41:B8:3:ARG:HA	41:B8:6:LEU:HB2	2.02	0.41
26:1H:975:G:H1'	26:1H:990:A:C2	2.56	0.41
26:1H:588:U:C2	31:31:90:PHE:CE1	3.09	0.41
10:1A:81:THR:HA	10:1A:84:GLN:NE2	2.36	0.41
26:14:1411:C:H2'	26:14:1412:A:C8	2.56	0.41
33:51:86:GLU:N	33:51:86:GLU:CD	2.67	0.41
38:88:24:GLY:O	38:88:25:ASP:CB	2.68	0.41
26:14:384:U:H2'	26:14:385:C:C6	2.56	0.41
26:1H:1388:G:H2'	26:1H:1389:G:C8	2.55	0.41
23:2L:22:A:N6	23:2L:47:G7M:H2'	2.36	0.41
40:A8:36:TYR:HB3	40:A8:52:SER:HB3	2.03	0.41
46:G8:76:CYS:HG	46:G8:97:ARG:HG3	1.86	0.41
26:14:1159:U:H2'	26:14:1160:G:C8	2.55	0.41
26:1H:1858:G:HO2'	26:1H:1859:A:P	2.42	0.41
41:75:45:PHE:CZ	41:75:74:ARG:HG3	2.55	0.41
27:16:44:G:C2	27:16:48:A:C2	3.08	0.41
26:1H:448:U:C4	26:1H:583:G:H1'	2.56	0.41
1:1G:1276:G:H2'	1:1G:1277:C:H6	1.85	0.41
22:1K:5:C:O5'	22:1K:5:C:H6	2.04	0.41
37:35:66:GLY:O	37:35:67:MET:HB3	2.20	0.41
26:14:515:A:N1	26:14:1260:G:O2'	2.40	0.41
45:B5:65:ARG:HG3	45:B5:67:GLY:H	1.86	0.41
47:D5:43:GLU:O	47:D5:47:VAL:HG23	2.21	0.41
42:85:76:TYR:CE1	42:85:80:ILE:HG13	2.56	0.41
26:14:1500:G:O2'	29:19:100:GLY:O	2.33	0.41
1:1G:1232:U:H2'	1:1G:1233:G:O4'	2.20	0.41
26:1H:828:U:H4'	26:1H:831:G:N1	2.36	0.41
15:6A:70:LEU:HD11	15:6A:77:ARG:HG3	2.03	0.41
26:14:1203:G:H3'	26:14:1204:A:H5''	2.02	0.41
28:71:171:ILE:HD12	28:71:171:ILE:HA	1.76	0.41
47:H8:104:PHE:HA	47:H8:139:VAL:HB	2.02	0.41
26:1H:604:G:C5	26:1H:625:G:C2	3.09	0.41
1:1G:272:C:H2'	1:1G:273:A:H8	1.86	0.41
2:1E:189:ASP:OD1	2:1E:189:ASP:N	2.46	0.41
1:13:22:G:H4'	1:13:885:G:C8	2.56	0.41
12:3I:78:GLN:HG3	12:3I:79:GLU:H	1.86	0.41
26:14:2115:G:C6	26:14:2117:A:C8	3.09	0.41
40:A8:14:VAL:O	40:A8:18:ILE:HG13	2.20	0.41
32:49:173:LEU:HD22	32:49:178:PHE:CZ	2.55	0.41
38:45:5:ARG:H	38:45:5:ARG:HG2	1.65	0.41
1:1G:1258:G:H2'	1:1G:1259:C:C6	2.56	0.41

Continued on next page...

Continued from previous page...

Atom-1	Atom-2	Interatomic distance (Å)	Clash overlap (Å)
32:41:107:LEU:HD11	32:41:178:PHE:CE1	2.55	0.41
29:19:79:VAL:HG21	29:19:111:LEU:HD11	2.03	0.41
26:1H:1614:A:O5'	26:1H:1614:A:H8	2.03	0.41
26:14:1000:A:C4	26:14:1155:A:C6	3.09	0.41
1:13:486:U:H2'	1:13:487:A:C8	2.54	0.41
26:1H:1591:G:H2'	26:1H:1592:C:C6	2.56	0.41
32:49:43:LEU:HD12	32:49:45:GLU:OE2	2.21	0.41
27:1J:55:U:O2'	27:1J:56:G:H5'	2.21	0.41
26:1H:2239:G:P	59:1H:3943:HOH:O	2.78	0.41
26:1H:2532:G:H2'	26:1H:2533:A:O4'	2.21	0.41
26:14:2441:C:OP2	26:14:2586:C:O2'	2.34	0.41
26:14:2599:G:C8	29:19:236:GLY:HA2	2.55	0.41
1:13:711:G:H2'	1:13:712:A:C8	2.56	0.41
5:42:11:ILE:HD12	5:42:31:LEU:HD12	2.01	0.41
1:1G:719:C:C5	1:1G:720:C:C4	3.09	0.41
30:29:64:LYS:C	30:29:66:HIS:N	2.75	0.41
26:14:902:C:H2'	26:14:903:C:C6	2.56	0.41
1:1G:186(A):C:O2	20:BA:105:SER:HB2	2.21	0.41
26:1H:1309:G:H3'	54:P8:9:ARG:HH11	1.86	0.41
26:14:1727:U:H2'	26:14:1728:G:O4'	2.21	0.41
26:1H:225:A:O2'	26:1H:257:A:H4'	2.21	0.41
30:21:97:LYS:O	30:21:100:GLU:HB2	2.20	0.41
1:1G:902:G:O2'	1:1G:903:G:H5'	2.21	0.41
26:14:565:C:H4'	26:14:1253:A:C6	2.56	0.41
19:AA:5:LEU:HA	19:AA:6:LYS:HA	1.74	0.41
26:1H:1642:G:C2'	26:1H:1643:G:H5'	2.51	0.41
26:1H:562:U:C4	26:1H:2036:C:O4'	2.73	0.41
1:13:586:C:O2'	1:13:878:G:H4'	2.19	0.41
26:1H:2877:G:H2'	26:1H:2878:U:O4'	2.20	0.41
1:1G:583:A:H2'	1:1G:584:G:O4'	2.21	0.41
55:Q8:50:LEU:HD22	55:Q8:50:LEU:HA	1.78	0.41
26:1H:465:G:O5'	26:1H:465:G:H8	2.04	0.41
32:41:62:LEU:HD12	32:41:62:LEU:HA	1.69	0.41
29:19:263:ARG:HE	29:19:263:ARG:HB2	1.38	0.41
3:22:21:ARG:O	3:22:58:GLU:HA	2.21	0.41
1:13:271:C:H2'	1:13:272:C:H6	1.84	0.41
1:1G:524:G:H2'	1:1G:525:C:C6	2.55	0.41
26:1H:2064:C:H1'	26:1H:2450:A:C2	2.55	0.41
1:13:665:A:N3	1:13:732:C:H2'	2.36	0.41
26:14:723:G:H2'	26:14:724:U:O4'	2.21	0.41
32:41:165:THR:OG1	32:41:168:GLU:HG3	2.20	0.41

Continued on next page...

Continued from previous page...

Atom-1	Atom-2	Interatomic distance (Å)	Clash overlap (Å)
1:13:1372:U:OP1	9:8E:72:GLY:N	2.49	0.41
37:35:134:ALA:O	37:35:138:LEU:HB2	2.20	0.41
5:42:147:ASP:O	5:42:151:LEU:HD13	2.21	0.41
26:14:1914:C:H2'	26:14:1915:U:O4'	2.20	0.41
26:14:55:G:H2'	26:14:56:A:H8	1.86	0.41
26:1H:53:A:H2'	26:1H:54:G:O4'	2.21	0.41
26:1H:1013:C:O2'	26:1H:1014:U:H5'	2.21	0.41
26:14:2524:G:C2	26:14:2540:C:C2	3.09	0.41
26:14:1790:C:H2'	26:14:1791:A:C5	2.56	0.41
9:82:95:LYS:NZ	9:82:95:LYS:HB3	2.36	0.41
55:M5:32:LEU:HA	55:M5:32:LEU:HD12	1.62	0.41
1:1G:1254:C:OP1	10:1A:45:ARG:HG3	2.21	0.41
26:14:908:C:O2'	26:14:909:A:H5'	2.21	0.41
26:1H:1816:G:H8	29:11:62:TYR:CZ	2.39	0.41
26:1H:607:U:O2	26:1H:621:A:N1	2.54	0.41
52:M8:43:TYR:HD1	52:M8:44:THR:N	2.19	0.41
9:82:103:THR:HG22	9:82:105:ASP:H	1.86	0.41
26:14:620:G:H4'	26:14:621:A:C5'	2.50	0.41
31:39:148:LEU:HD11	31:39:193:VAL:HG21	2.03	0.41
1:1G:411:A:H61	1:1G:430:A:H62	1.70	0.41
31:31:24:LEU:HA	31:31:25:PRO:HD2	1.89	0.41
26:1H:2153:G:C6	26:1H:2154:G:C6	3.08	0.41
36:25:6:THR:HG22	36:25:8:LEU:HD22	2.02	0.41
36:68:104:ARG:NH1	41:B8:36:GLU:OE1	2.52	0.41
26:1H:2361:A:P	55:Q8:27:THR:HG1	2.43	0.41
1:1G:580:U:H2'	1:1G:581:G:C8	2.56	0.41
35:58:94:HIS:O	35:58:97:ARG:HB2	2.20	0.41
4:32:173:TRP:O	4:32:186:LEU:HB2	2.21	0.41
26:14:90:U:O2'	26:14:91:A:P	2.78	0.41
1:13:1162:C:O5'	1:13:1162:C:H6	2.03	0.41
50:G5:50:ILE:O	50:G5:54:LYS:HG3	2.20	0.41
29:19:72:LYS:HD3	29:19:97:TYR:CE2	2.56	0.41
1:1G:1129:C:OP1	1:1G:1130:A:H8	2.04	0.41
1:13:757:U:H2'	1:13:758:G:O4'	2.20	0.41
26:1H:1162:G:H1'	43:D8:23:GLU:OE2	2.20	0.41
2:1E:178:ARG:HB2	2:1E:178:ARG:HH11	1.86	0.41
26:1H:1241:A:O4'	26:1H:1241:A:N3	2.53	0.41
8:7E:6:ILE:HD12	8:7E:6:ILE:N	2.36	0.41
33:51:84:SER:O	33:51:133:VAL:O	2.39	0.41
1:13:1190:G:H5''	3:2E:176:HIS:NE2	2.36	0.41
49:F5:62:VAL:HB	49:F5:67:ILE:HD13	2.03	0.41

Continued on next page...

Continued from previous page...

Atom-1	Atom-2	Interatomic distance (Å)	Clash overlap (Å)
6:52:35:ALA:HA	6:52:67:MET:HB3	2.03	0.41
26:1H:950:G:C6	26:1H:951:C:C4	3.08	0.41
4:32:61:LYS:HB2	4:32:203:VAL:HG22	2.02	0.41
3:22:110:ASN:HB3	3:22:141:VAL:HG13	2.03	0.41
1:13:1397:C:H4'	1:13:1398:A:OP2	2.17	0.41
26:1H:1839:G:H8	26:1H:1839:G:H5''	1.85	0.41
26:14:2129:C:H3'	26:14:2130:U:H6	1.85	0.41
1:13:1434:A:H2'	1:13:1435:G:O4'	2.21	0.41
31:39:181:LEU:CD2	31:39:186:ILE:HD11	2.51	0.41
6:5E:44:GLY:O	6:5E:59:TYR:HA	2.20	0.41
26:14:270(S):G:H2'	26:14:270(T):G:H8	1.86	0.41
35:15:91:LEU:HA	35:15:91:LEU:HD23	1.88	0.41
26:1H:2331:G:O2'	26:1H:2336:A:N1	2.44	0.41
1:1G:195:A:C6	1:1G:196:A:N1	2.89	0.41
12:3A:79:GLU:HG2	12:3A:80:HIS:NE2	2.36	0.41
26:1H:2543:G:H2'	26:1H:2544:G:C8	2.55	0.41
26:14:117:G:C6	26:14:119:A:C6	3.09	0.41
22:1K:60:U:H5'	22:1K:61:C:H5	1.85	0.41
26:14:2784:C:H2'	26:14:2785:C:H6	1.86	0.41
3:2E:27:LYS:O	3:2E:31:HIS:HE1	2.04	0.41
26:14:1992:G:N2	26:14:1996:C:O2	2.41	0.41
36:25:7:TYR:CD1	36:25:20:MET:HB2	2.55	0.41
26:14:2199:A:C8	26:14:2205:C:C5	3.09	0.41
26:1H:1252:G:H5''	59:1H:4507:HOH:O	2.21	0.41
29:11:74:GLY:O	29:11:76:PRO:HD3	2.21	0.41
7:6E:66:VAL:O	7:6E:70:LYS:HG3	2.20	0.41
35:58:30:ILE:HG22	35:58:34:LEU:HD22	2.03	0.41
26:1H:384:U:H2'	26:1H:385:C:H6	1.85	0.41
1:1G:587:G:C2	1:1G:755:G:C5	3.09	0.41
47:H8:77:ASP:OD2	47:H8:80:ARG:HB2	2.20	0.41
47:D5:79:ARG:HD2	47:D5:80:ARG:NH1	2.36	0.41
26:14:971:C:H2'	26:14:972:G:O4'	2.21	0.41
47:D5:127:LYS:HE3	47:D5:162:GLU:HG2	2.02	0.41
37:35:76:LYS:HE3	37:35:76:LYS:HB3	1.91	0.41
55:M5:54:GLU:OE1	55:M5:54:GLU:HA	2.20	0.41
13:4A:36:LYS:HE2	13:4A:36:LYS:HB3	1.88	0.41
47:D5:31:ARG:HB2	47:D5:31:ARG:HE	1.63	0.41
26:1H:1647:G:P	26:1H:1647:G:H3'	2.61	0.41
26:14:2171:A:H8	26:14:2171:A:H3'	1.86	0.41
26:1H:2084:C:H2'	26:1H:2085:C:H6	1.86	0.41
18:9I:56:THR:HB	18:9I:58:LEU:HD13	2.02	0.41

Continued on next page...

Continued from previous page...

Atom-1	Atom-2	Interatomic distance (Å)	Clash overlap (Å)
26:14:1802:A:N1	26:14:1822:G:H1'	2.36	0.41
1:13:32:A:C2	1:13:33:A:C4	3.09	0.41
26:1H:577:G:O2'	26:1H:1254:A:OP1	2.35	0.40
29:11:29:PRO:HA	29:11:30:GLU:OE2	2.21	0.40
26:1H:1379:A:H4'	26:1H:1380:G:OP2	2.20	0.40
26:1H:1357:U:C4	26:1H:1358:G:C5	3.09	0.40
33:51:6:ARG:HG2	33:51:66:GLY:N	2.36	0.40
2:1E:213:LEU:HG	2:1E:213:LEU:H	1.49	0.40
4:32:22:LYS:O	4:32:113:SER:HB3	2.21	0.40
8:7E:42:GLU:OE2	8:7E:120:THR:HG21	2.22	0.40
26:14:2836:U:C4	26:14:2883:A:N6	2.89	0.40
26:1H:2067:G:O2'	26:1H:2069:G:H5''	2.21	0.40
1:1G:1237:C:O2'	1:1G:1300:G:N2	2.37	0.40
26:1H:2136:C:H41	26:1H:2156:G:H21	1.68	0.40
26:1H:2159:G:H2'	26:1H:2160:G:O4'	2.21	0.40
1:1G:1061:G:C4	1:1G:1197:G:N2	2.90	0.40
37:78:65:ARG:HD3	55:Q8:25:MET:SD	2.61	0.40
26:1H:1056:G:H4'	26:1H:1086:A:N7	2.36	0.40
54:L5:5:TRP:NE1	54:L5:7:PRO:HG3	2.36	0.40
26:1H:1982:C:OP2	59:1H:3768:HOH:O	2.19	0.40
40:65:59:LYS:HZ3	40:65:61:ASN:HA	1.86	0.40
1:1G:1016:A:H3'	1:1G:1017:G:C8	2.56	0.40
1:1G:1218:C:H2'	1:1G:1219:U:C6	2.56	0.40
34:61:3:VAL:HG12	34:61:38:LEU:HA	2.02	0.40
2:12:80:ILE:HD13	2:12:212:GLN:HA	2.02	0.40
31:39:128:ALA:O	31:39:129:PHE:C	2.60	0.40
49:F5:25:LYS:HA	49:F5:29:GLY:HA2	2.03	0.40
26:1H:2165:G:N7	26:1H:2166:G:N2	2.69	0.40
26:14:2748:A:C6	26:14:2749:A:C5	3.09	0.40
33:51:83:TYR:HB3	33:51:135:GLY:H	1.86	0.40
26:1H:125:G:C6	54:P8:10:ARG:HG3	2.56	0.40
1:1G:942:G:H21	9:82:124:GLN:NE2	2.19	0.40
5:42:9:LYS:HB2	5:42:112:LEU:HD11	2.03	0.40
22:1K:18:G:C4	22:1K:57:G:N2	2.89	0.40
26:1H:1933:G:C6	26:1H:1934:C:C4	3.09	0.40
1:1G:1260:C:C3'	1:1G:1260:C:C6	3.04	0.40
1:1G:689:C:O2'	1:1G:690:G:H5'	2.21	0.40
26:1H:1424:G:H2'	26:1H:1425:G:O4'	2.20	0.40
26:1H:1288:U:C2	26:1H:1327:C:O2	2.74	0.40
2:12:219:VAL:HG23	2:12:221:LEU:H	1.86	0.40
48:I8:23:VAL:HA	48:I8:38:VAL:HG22	2.04	0.40

Continued on next page...

Continued from previous page...

Atom-1	Atom-2	Interatomic distance (Å)	Clash overlap (Å)
3:2E:39:ILE:O	3:2E:43:LEU:HD12	2.21	0.40
5:4E:41:VAL:HG22	5:4E:113:ALA:HB2	2.03	0.40
26:14:1327:C:O3'	39:55:105:ARG:NH2	2.54	0.40
26:1H:2102:U:H2'	26:1H:2103:C:C6	2.56	0.40
1:13:74:C:O2	1:13:74:C:H2'	2.21	0.40
26:1H:355:G:H2'	26:1H:356:G:C8	2.55	0.40
26:14:1834:U:H4'	26:14:1969:A:C6	2.56	0.40
1:13:960:U:C2	1:13:1225:A:N7	2.89	0.40
5:4E:71:LEU:O	5:4E:72:GLN:NE2	2.43	0.40
24:3L:30:G:H2'	24:3L:31:A:C8	2.56	0.40
37:35:96:THR:HG23	37:35:99:LEU:HB2	2.03	0.40
10:1I:16:LEU:HD12	10:1I:68:HIS:HB2	2.03	0.40
1:1G:892:A:O2'	1:1G:1415:G:H4'	2.22	0.40
26:1H:2566:A:H4'	26:1H:2567:G:O5'	2.21	0.40
1:13:823:G:C6	1:13:878:G:C6	3.09	0.40
35:15:23:LEU:CD1	35:15:99:LEU:HD23	2.52	0.40
47:D5:24:LEU:HA	47:D5:25:PRO:HD3	1.91	0.40
26:1H:1901:A:OP2	29:11:255:LYS:HE2	2.21	0.40
27:16:29:A:H2'	27:16:30:C:O4'	2.21	0.40
10:1I:8:LEU:HD12	10:1I:20:ALA:HB2	2.02	0.40
40:A8:65:VAL:O	40:A8:69:VAL:HG12	2.21	0.40
26:1H:836:G:H5''	26:1H:837:C:OP2	2.20	0.40
4:3E:52:SER:O	4:3E:55:ALA:HB3	2.21	0.40
2:12:157:ARG:HG2	2:12:158:LEU:H	1.86	0.40
26:1H:762:U:H4'	26:1H:763:G:O5'	2.21	0.40
28:79:47:LEU:HD22	28:79:49:ILE:HG23	2.02	0.40
1:13:1521:G:H2'	1:13:1522:U:C6	2.56	0.40
1:13:17:U:H2'	1:13:18:C:C6	2.56	0.40
34:61:118:LYS:N	34:61:118:LYS:HD2	2.35	0.40
46:C5:43:ASN:OD1	46:C5:43:ASN:N	2.52	0.40
4:3E:179:GLU:HA	4:3E:179:GLU:OE1	2.21	0.40
33:51:42:ARG:HG2	33:51:42:ARG:H	1.47	0.40
11:2A:59:TYR:CE1	11:2A:63:LEU:HD21	2.56	0.40
26:1H:1227:A:OP1	43:D8:84:LYS:HE2	2.21	0.40
26:1H:700:G:H2'	26:1H:701:G:O4'	2.21	0.40
52:M8:15:ILE:CG2	52:M8:16:CYS:N	2.85	0.40
26:1H:2592:G:N7	59:1H:3820:HOH:O	2.37	0.40
31:39:27:GLU:O	31:39:28:ILE:HG12	2.21	0.40
4:3E:155:LEU:O	4:3E:157:LEU:N	2.54	0.40
26:1H:450:G:O6	26:1H:453:C:OP1	2.39	0.40
30:29:31:CYS:HB2	30:29:91:VAL:HG22	2.03	0.40

Continued on next page...

Continued from previous page...

Atom-1	Atom-2	Interatomic distance (Å)	Clash overlap (Å)
32:49:127:GLY:HA2	32:49:166:ASP:CG	2.41	0.40
49:F5:90:ILE:HA	49:F5:93:GLU:CD	2.41	0.40
24:3K:61:C:O5'	24:3K:61:C:H6	2.05	0.40
24:3K:13:C:H42	24:3K:22:G:H1	1.66	0.40
1:13:160:A:N6	1:13:344:A:H2'	2.36	0.40
24:3L:59:A:H2'	24:3L:60:U:H5'	2.03	0.40
1:13:376:G:C5'	16:7I:5:ARG:HD2	2.47	0.40
26:14:1952:A:C6	26:14:1953:A:N1	2.89	0.40
1:1G:1317:C:H5''	1:1G:1318:A:OP2	2.21	0.40
1:1G:1363:A:C8	1:1G:1365:G:C5	3.09	0.40
1:13:1286:A:C2	21:1F:18:TYR:OH	2.74	0.40
32:41:113:ARG:HH21	52:M8:34:GLU:CG	2.34	0.40
38:88:6:ARG:HG3	38:88:7:MET:N	2.30	0.40
39:55:70:LEU:O	39:55:72:ASP:N	2.55	0.40
19:AA:14:HIS:CE1	19:AA:15:LEU:HD23	2.56	0.40
24:3K:69:A:H2'	24:3K:70:C:C6	2.56	0.40
6:5E:94:GLN:N	6:5E:94:GLN:CD	2.75	0.40
2:1E:97:TRP:HH2	2:1E:176:GLU:HG3	1.85	0.40
1:1G:1329:A:H5''	13:4A:25:ILE:O	2.21	0.40
30:21:143:ASN:HD22	30:21:147:PRO:HD2	1.86	0.40
35:58:38:HIS:CE1	35:58:50:ASP:OD2	2.74	0.40
2:1E:174:VAL:O	2:1E:178:ARG:HB2	2.21	0.40
32:49:109:VAL:O	32:49:113:ARG:HG3	2.21	0.40
8:7E:6:ILE:HD12	8:7E:6:ILE:H	1.86	0.40
39:98:63:ARG:HG2	39:98:67:LEU:HD23	2.03	0.40
27:16:2:C:H2'	27:16:3:C:C6	2.57	0.40
26:14:34:C:O2'	26:14:35:G:C8	2.72	0.40
35:58:127:ASP:O	35:58:128:HIS:HB3	2.20	0.40
29:19:43:ARG:HB3	29:19:49:ILE:HA	2.03	0.40
1:1G:46:G:O2'	1:1G:365:U:H1'	2.21	0.40
43:95:21:ARG:HG2	43:95:91:TYR:HE2	1.86	0.40
8:72:78:GLN:H	8:72:78:GLN:HG2	1.37	0.40
8:72:21:LYS:HB2	8:72:21:LYS:HE3	1.88	0.40
26:1H:35:G:H2'	26:1H:36:G:O4'	2.21	0.40
30:21:119:ARG:HD2	30:21:120:TRP:CE2	2.56	0.40
41:B8:78:LEU:O	41:B8:78:LEU:HD13	2.22	0.40
26:1H:483:A:O4'	46:G8:48:ALA:HB1	2.21	0.40
22:1L:50:C:N4	22:1L:64:G:H1	2.19	0.40
8:72:97:VAL:O	8:72:100:ILE:HG13	2.21	0.40
8:7E:39:LEU:HB3	8:7E:45:ILE:CG1	2.51	0.40
26:14:1405:U:H2'	26:14:1406:U:C6	2.56	0.40

Continued on next page...

Continued from previous page...

Atom-1	Atom-2	Interatomic distance (Å)	Clash overlap (Å)
2:1E:155:LEU:HD22	2:1E:155:LEU:HA	1.78	0.40
6:5E:5:GLU:HB3	6:5E:62:TRP:NE1	2.36	0.40
2:12:111:ARG:HA	2:12:111:ARG:HD3	1.73	0.40
1:13:909:A:H2'	1:13:910:C:O4'	2.21	0.40
19:AI:15:LEU:HD13	19:AI:33:THR:HB	2.03	0.40
18:9A:74:ARG:HB3	18:9A:81:PHE:CE1	2.57	0.40
26:1H:1161:C:O2'	43:D8:8:GLY:HA2	2.21	0.40
26:14:64:A:H2'	26:14:65:C:O4'	2.21	0.40
26:14:1856:G:C2	26:14:1887:C:C2	3.08	0.40
26:14:1856:G:N2	26:14:1887:C:C2	2.89	0.40
39:98:56:LYS:NZ	39:98:90:ARG:O	2.53	0.40
1:13:1243:C:OP1	21:1F:10:ARG:HG3	2.20	0.40
17:8A:4:LYS:H	17:8A:61:GLU:HB3	1.86	0.40
26:1H:16:G:C2	26:1H:17:G:C8	3.09	0.40
1:13:355:C:H2'	1:13:356:A:O4'	2.20	0.40
1:1G:1477:C:H2'	1:1G:1478:C:O4'	2.20	0.40
26:1H:468:G:N7	54:P8:39:ARG:NH2	2.68	0.40
1:1G:772:U:H2'	1:1G:773:G:O4'	2.21	0.40
26:14:1831:G:H1	26:14:1974:C:H42	1.68	0.40
1:1G:1333:A:C8	1:1G:1334:G:C8	3.09	0.40
17:8I:88:TYR:C	17:8I:88:TYR:CD1	2.93	0.40
44:A5:23:LEU:HA	44:A5:23:LEU:HD12	1.80	0.40
1:1G:433:C:H2'	1:1G:434:U:C6	2.56	0.40
34:69:124:GLY:O	34:69:142:VAL:HG23	2.20	0.40
31:31:39:TRP:CH2	31:31:106:ARG:NE	2.90	0.40
26:1H:2594:C:C2'	26:1H:2595:G:O5'	2.70	0.40
4:32:32:ALA:HA	4:32:35:ARG:HB2	2.02	0.40
4:3E:165:MET:HA	4:3E:168:ARG:HD3	2.03	0.40
8:7E:87:SER:HA	8:7E:93:VAL:HG23	2.03	0.40
32:49:161:THR:HG22	32:49:162:THR:N	2.37	0.40
42:C8:92:ARG:HD3	42:C8:94:ASN:HB3	2.02	0.40
30:29:80:GLU:O	30:29:81:ILE:C	2.57	0.40
27:1J:90:C:P	38:45:16:ARG:HH21	2.44	0.40
50:K8:5:GLU:HG2	50:K8:5:GLU:H	1.56	0.40
9:82:5:TYR:CE1	9:82:16:ARG:HG2	2.56	0.40
37:78:13:ASN:O	37:78:14:LYS:C	2.59	0.40
49:F5:87:PRO:O	49:F5:90:ILE:HG22	2.22	0.40
26:1H:2402:C:H1'	26:1H:2403:C:C5	2.39	0.40
1:13:1241:G:H1	1:13:1296:C:H42	1.69	0.40
14:5A:3:ARG:HA	14:5A:4:LYS:HA	1.89	0.40
1:1G:1055:A:H2'	3:22:156:ARG:HD2	2.04	0.40

Continued on next page...

Continued from previous page...

Atom-1	Atom-2	Interatomic distance (Å)	Clash overlap (Å)
4:32:108:LEU:CD1	4:32:174:LEU:HB3	2.52	0.40
30:29:116:VAL:HG23	30:29:156:MET:C	2.42	0.40
1:13:130:A:N3	1:13:263:A:O2'	2.43	0.40
26:1H:1108:U:C4	26:1H:1109:C:N4	2.90	0.40
31:31:129:PHE:O	31:31:130:ALA:HB3	2.22	0.40
1:1G:1015:A:N3	1:1G:1218:C:O2'	2.52	0.40
26:1H:1542:G:C8	26:1H:1543:A:C2	3.09	0.40
26:1H:1542:G:C5	26:1H:1543:A:N1	2.89	0.40
26:14:639:U:H2'	26:14:640:C:H6	1.82	0.40
46:G8:20:TYR:CE2	46:G8:43:ASN:HA	2.56	0.40
22:1K:27:G:H1	22:1K:43:U:H3	1.68	0.40
9:82:25:LYS:HD2	9:82:25:LYS:HA	1.74	0.40
20:BI:49:ALA:O	20:BI:52:ALA:N	2.55	0.40
5:42:37:ARG:HG2	5:42:112:LEU:HA	2.02	0.40
32:49:15:VAL:O	32:49:19:LEU:HD12	2.20	0.40
26:14:1151:G:C2	26:14:1152:C:C2	3.09	0.40
46:C5:87:LYS:HB2	46:C5:94:LYS:HA	2.03	0.40
26:1H:1029:A:H2'	26:1H:1030:G:O4'	2.21	0.40
1:1G:690:G:H22	11:2A:55:LYS:HE2	1.87	0.40
20:BA:67:ALA:HA	20:BA:73:HIS:HA	2.03	0.40
49:J8:7:ILE:CD1	49:J8:70:VAL:HG23	2.52	0.40
38:45:42:ILE:HG22	38:45:47:ILE:HG13	2.03	0.40
26:14:1384:A:N3	26:14:1405:U:H1'	2.36	0.40
2:12:219:VAL:CG2	2:12:221:LEU:H	2.35	0.40
37:35:82:GLY:HA3	37:35:115:LEU:HD11	2.03	0.40
26:1H:451:C:H4'	31:31:52:LYS:HE3	2.03	0.40
34:61:134:PRO:HA	34:61:135:GLU:HG3	2.03	0.40
46:G8:34:LYS:O	46:G8:34:LYS:HG2	2.21	0.40
2:1E:55:PHE:CD1	2:1E:58:ILE:HD12	2.56	0.40
1:1G:339:C:H2'	1:1G:340:U:C6	2.56	0.40
32:41:174:GLU:O	32:41:177:GLY:N	2.44	0.40
12:3I:110:VAL:CG2	12:3I:120:TYR:HB3	2.51	0.40
26:1H:2685:G:P	41:B8:51:ARG:HH22	2.45	0.40
26:1H:57:C:H2'	26:1H:58:G:O4'	2.21	0.40
26:14:872:A:C6	26:14:906:G:C2	3.10	0.40
1:1G:880:C:OP1	12:3A:8:ASN:ND2	2.50	0.40
4:32:154:ASN:OD1	4:32:154:ASN:N	2.54	0.40
30:21:182:LEU:HA	30:21:182:LEU:HD12	1.67	0.40
26:1H:412:A:H2'	26:1H:412:A:N3	2.36	0.40
31:39:117:ARG:HA	31:39:117:ARG:HD3	1.87	0.40
32:41:52:ILE:HD13	32:41:52:ILE:HA	1.85	0.40

Continued on next page...

Continued from previous page...

Atom-1	Atom-2	Interatomic distance (Å)	Clash overlap (Å)
26:14:1649:G:C6	26:14:2009:G:C6	3.09	0.40
37:78:134:ALA:O	37:78:138:LEU:HB2	2.21	0.40
49:J8:53:VAL:HB	49:J8:58:ILE:HD13	2.03	0.40
32:41:101:ILE:HG13	52:M8:25:TYR:O	2.22	0.40
1:13:1054:C:C2	22:1K:34:U8U:H1'	2.56	0.40
1:1G:1068:G:N3	1:1G:1191:A:C2	2.90	0.40
26:14:2876:G:O2'	26:14:2877:G:H5'	2.22	0.40
31:39:123:LEU:HA	31:39:192:LEU:O	2.22	0.40
1:1G:976:G:C8	1:1G:1358:U:H1'	2.57	0.40
26:1H:2402:C:O2'	26:1H:2403:C:OP2	2.32	0.40
24:3K:22:G:OP2	24:3K:22:G:H8	2.04	0.40
12:3A:51:ALA:O	12:3A:52:LEU:HD23	2.21	0.40
29:19:37:LEU:N	29:19:37:LEU:HD12	2.28	0.40
1:1G:1003:G:H21	1:1G:1005:A:P	2.42	0.40
1:1G:266:G:H5''	1:1G:267:C:C5	2.56	0.40
26:14:2274:A:C6	26:14:2276:G:C8	3.09	0.40
26:1H:2837:G:H21	39:98:45:ARG:HH21	1.70	0.40
39:98:44:LEU:O	39:98:45:ARG:C	2.59	0.40
3:22:20:SER:HB2	3:22:40:ARG:NH2	2.32	0.40
29:19:72:LYS:NZ	29:19:99:ASP:OD2	2.50	0.40
24:3K:2:G:H3'	24:3K:3:G:C8	2.56	0.40
3:2E:16:ARG:HD2	3:2E:54:ARG:HH21	1.85	0.40
26:14:255:A:N6	26:14:256:A:C6	2.90	0.40
28:71:57:ASN:HA	28:71:165:ASN:HD21	1.85	0.40
1:13:142:G:C2	1:13:143:A:C4	3.09	0.40
23:2L:62:C:H2'	23:2L:63:C:C6	2.55	0.40
26:14:363(C):G:H2'	26:14:363(D):G:H8	1.85	0.40
4:32:8:VAL:HG13	4:32:21:LEU:HD23	2.03	0.40
26:1H:1515:C:H2'	26:1H:1516:U:H6	1.86	0.40
1:1G:1106:G:H4'	3:22:171:GLY:O	2.22	0.40
26:14:860:U:H2'	26:14:861:A:H8	1.85	0.40
10:1A:75:ILE:HG13	10:1A:76:ASN:H	1.87	0.40
1:1G:134:A:H1'	1:1G:325:A:C5	2.56	0.40
26:1H:2635:C:H5''	30:21:78:LEU:HA	2.03	0.40
37:78:121:LYS:HG2	37:78:122:PRO:HD2	2.03	0.40
6:5E:44:GLY:HA2	6:5E:59:TYR:CE1	2.56	0.40
1:13:447:G:C6	1:13:485:G:H1'	2.55	0.40
1:13:487:A:H5''	1:13:488:C:OP2	2.22	0.40
1:13:116:A:C8	1:13:116:A:OP2	2.74	0.40
1:13:580:U:P	15:6I:54:ARG:HH21	2.43	0.40
26:1H:1301:A:C8	26:1H:1303:G:C8	3.09	0.40

Continued on next page...

Continued from previous page...

Atom-1	Atom-2	Interatomic distance (Å)	Clash overlap (Å)
37:35:126:VAL:HG13	37:35:145:PRO:HB2	2.04	0.40
26:14:483:A:H3'	26:14:484:C:H6	1.86	0.40
26:14:940:G:N3	26:14:1191:G:H4'	2.36	0.40
26:14:942:G:H4'	26:14:1190:G:H5'	2.03	0.40
26:14:1491:G:O2'	26:14:1492:G:H5'	2.21	0.40
26:14:107:C:H2'	26:14:108:U:C6	2.57	0.40
11:2A:95:ILE:HG12	11:2A:95:ILE:H	1.52	0.40
1:1G:22:G:H4'	1:1G:885:G:C8	2.56	0.40
1:13:1151:A:O2'	1:13:1152:A:H8	2.04	0.40
10:1A:94:VAL:HG12	10:1A:95:GLU:N	2.37	0.40
29:11:77:ALA:HB2	29:11:97:TYR:CD2	2.56	0.40
32:49:36:LYS:HG2	32:49:38:VAL:HG23	2.02	0.40
26:14:2683:C:OP1	41:75:53:ARG:NH2	2.55	0.40
1:1G:40:C:H42	1:1G:402:G:H1	1.69	0.40
26:1H:18:C:H4'	42:C8:23:GLY:O	2.20	0.40
42:C8:102:GLU:OE1	43:D8:13:ARG:NH2	2.54	0.40
26:1H:1484:G:O6	59:1H:3781:HOH:O	2.22	0.40
26:14:1131:G:O6	26:14:2040:C:H1'	2.21	0.40
26:14:2787:C:O2'	26:14:2810:A:O2'	2.39	0.40
33:51:88:LEU:HA	33:51:88:LEU:HD13	1.84	0.40
26:1H:346:A:H2'	26:1H:346:A:N3	2.36	0.40
6:52:16:GLN:H	6:52:16:GLN:HG2	1.69	0.40
46:G8:71:LYS:HB3	46:G8:71:LYS:HE3	1.75	0.40
26:14:1122:G:N3	26:14:1122:G:H2'	2.35	0.40
35:15:112:LEU:HD23	35:15:112:LEU:C	2.42	0.40
38:45:37:LEU:HD23	38:45:37:LEU:N	2.37	0.40
35:58:99:LEU:HA	35:58:99:LEU:HD23	1.90	0.40
2:1E:11:LEU:HD23	2:1E:213:LEU:HD13	2.03	0.40
9:82:112:LYS:CA	9:82:119:ALA:HB2	2.36	0.40
26:14:2244:U:O5'	26:14:2244:U:H6	2.04	0.40
26:14:1772:G:N2	59:14:3514:HOH:O	2.47	0.40
32:41:161:THR:HG22	32:41:163:ALA:N	2.19	0.40
31:39:25:PRO:HB3	31:39:28:ILE:HG23	2.02	0.40
31:39:27:GLU:HB3	31:39:28:ILE:H	1.72	0.40
1:13:265:G:H2'	1:13:267:C:H5	1.87	0.40
1:13:267:C:H2'	1:13:268:C:C6	2.56	0.40
26:14:1035:U:H2'	26:14:1036:G:H8	1.85	0.40
26:14:932:G:H4'	26:14:933:A:O5'	2.21	0.40
46:G8:98:VAL:C	46:G8:100:ALA:HB2	2.41	0.40
26:1H:1511:A:H2'	26:1H:1512:G:O4'	2.22	0.40
9:82:17:VAL:HG21	9:82:80:GLY:HA3	2.04	0.40

Continued on next page...

Continued from previous page...

Atom-1	Atom-2	Interatomic distance (Å)	Clash overlap (Å)
1:1G:1362:C:H2'	1:1G:1362(A):C:H5''	2.04	0.40
1:1G:779:C:H2'	1:1G:780:A:O4'	2.22	0.40
31:31:20:LEU:HD12	31:31:21:ALA:N	2.37	0.40
24:3K:49:G:H1'	24:3K:66:A:C2	2.57	0.40
26:14:952:G:C6	26:14:966:G:C6	3.10	0.40
16:7I:3:LYS:HG2	16:7I:24:ALA:HB2	2.03	0.40
26:1H:1319:G:C6	26:1H:1320:C:N4	2.90	0.40
1:1G:707:C:H2'	1:1G:708:C:H6	1.86	0.40
8:7E:13:ILE:HG22	8:7E:14:ARG:N	2.37	0.40
11:2A:120:ARG:HA	11:2A:121:PRO:HD2	1.92	0.40
29:19:72:LYS:HG3	29:19:103:ARG:NH2	2.36	0.40
1:1G:406:G:H5'	4:32:5:ILE:CG2	2.52	0.40
26:14:1306:C:H1'	26:14:1623:G:N2	2.36	0.40
2:1E:17:PHE:HB3	2:1E:44:LEU:CG	2.49	0.40
1:13:1533:C:O3'	1:13:1534:A:H8	2.05	0.40
1:1G:1142:G:H3'	1:1G:1143:G:H8	1.87	0.40
26:14:973:A:O4'	26:14:1188:U:C6	2.75	0.40
26:1H:448:U:O4	26:1H:583:G:H1'	2.20	0.40
1:13:1423:G:H2'	1:13:1424:C:O4'	2.22	0.40
1:13:1237:C:H3'	1:13:1336:C:N4	2.37	0.40
26:14:30:G:O2'	26:14:1214:A:N3	2.40	0.40
1:13:280:C:H4'	1:13:281:G:OP2	2.21	0.40
47:H8:76:LEU:N	47:H8:76:LEU:CD2	2.83	0.40
47:H8:132:ASN:HD22	47:H8:132:ASN:H	1.65	0.40
26:1H:1471:A:C5	26:1H:1522:G:C6	3.10	0.40
37:78:121:LYS:HB3	37:78:121:LYS:HE2	1.83	0.40
32:41:6:ALA:N	52:M8:23:GLU:HG3	2.36	0.40
8:72:20:TYR:HA	8:72:65:TYR:CZ	2.57	0.40
53:J5:48:GLU:HG2	53:J5:48:GLU:H	1.62	0.40
26:1H:2014:A:H2'	26:1H:2015:A:C8	2.57	0.40
26:14:303:U:H2'	26:14:304:G:C8	2.56	0.40
1:1G:296:U:H2'	1:1G:297:G:C8	2.56	0.40
3:2E:77:ILE:HG22	3:2E:81:GLY:HA2	2.03	0.40
11:2I:59:TYR:CE2	11:2I:63:LEU:HD11	2.57	0.40
50:G5:15:LYS:H	50:G5:67:LYS:HZ1	1.69	0.40
26:14:1287:A:C5	26:14:1288:U:C4	3.09	0.40
26:1H:2243:U:O2	26:1H:2434:A:C2	2.75	0.40
26:14:945:A:C5	26:14:2448:A:C4	3.10	0.40
26:1H:1647:G:OP2	26:1H:1647:G:H3'	2.21	0.40
20:BA:11:SER:HA	20:BA:13:LEU:HD23	2.02	0.40
1:1G:1226:C:N4	13:4A:104:ARG:HD2	2.36	0.40

Continued on next page...

Continued from previous page...

Atom-1	Atom-2	Interatomic distance (Å)	Clash overlap (Å)
26:14:297:C:N4	26:14:298:G:C6	2.90	0.40
26:14:2315:G:H2'	26:14:2316:C:C6	2.57	0.40
26:14:1525:G:H2'	26:14:1526:G:C8	2.57	0.40
31:31:64:ILE:HG23	31:31:65:TRP:CD1	2.56	0.40
26:14:616:A:C8	31:39:176:LEU:HD11	2.56	0.40
26:14:342:G:C6	26:14:343:C:C4	3.09	0.40
1:1G:808:C:OP1	15:6A:48:LYS:HE2	2.21	0.40
1:13:315:A:H4'	1:13:316:G:H5''	2.03	0.40
32:41:63:ILE:HD12	32:41:141:PHE:CE1	2.56	0.40
36:68:16:ALA:HB2	36:68:52:VAL:HG21	2.02	0.40
29:11:217:ARG:HG2	29:11:217:ARG:H	1.57	0.40
53:J5:37:LYS:HD2	53:J5:37:LYS:HA	1.71	0.40
14:5A:42:ILE:H	14:5A:42:ILE:HD12	1.87	0.40
9:8E:89:ASN:OD1	9:8E:89:ASN:N	2.54	0.40
26:14:175:G:N7	59:14:3751:HOH:O	2.37	0.40
1:1G:167:G:C2'	1:1G:168:G:H5'	2.52	0.40

There are no symmetry-related clashes.

5.3 Torsion angles [i](#)

5.3.1 Protein backbone [i](#)

In the following table, the Percentiles column shows the percent Ramachandran outliers of the chain as a percentile score with respect to all X-ray entries followed by that with respect to entries of similar resolution.

The Analysed column shows the number of residues for which the backbone conformation was analysed, and the total number of residues.

Mol	Chain	Analysed	Favoured	Allowed	Outliers	Percentiles	
2	12	203/256 (79%)	165 (81%)	33 (16%)	5 (2%)	7	31
2	1E	227/256 (89%)	187 (82%)	39 (17%)	1 (0%)	39	78
3	22	191/239 (80%)	165 (86%)	25 (13%)	1 (0%)	34	74
3	2E	203/239 (85%)	183 (90%)	20 (10%)	0	100	100
4	32	206/209 (99%)	181 (88%)	23 (11%)	2 (1%)	19	58
4	3E	205/209 (98%)	191 (93%)	13 (6%)	1 (0%)	34	74
5	42	147/162 (91%)	138 (94%)	9 (6%)	0	100	100

Continued on next page...

Continued from previous page...

Mol	Chain	Analysed	Favoured	Allowed	Outliers	Percentiles	
5	4E	147/162 (91%)	138 (94%)	8 (5%)	1 (1%)	26	67
6	52	99/101 (98%)	97 (98%)	2 (2%)	0	100	100
6	5E	98/101 (97%)	92 (94%)	6 (6%)	0	100	100
7	62	136/156 (87%)	123 (90%)	13 (10%)	0	100	100
7	6E	152/156 (97%)	144 (95%)	8 (5%)	0	100	100
8	72	135/138 (98%)	123 (91%)	9 (7%)	3 (2%)	8	35
8	7E	136/138 (99%)	124 (91%)	10 (7%)	2 (2%)	13	47
9	82	119/128 (93%)	110 (92%)	8 (7%)	1 (1%)	24	64
9	8E	124/128 (97%)	106 (86%)	18 (14%)	0	100	100
10	1A	76/105 (72%)	72 (95%)	4 (5%)	0	100	100
10	1I	93/105 (89%)	84 (90%)	9 (10%)	0	100	100
11	2A	111/129 (86%)	101 (91%)	8 (7%)	2 (2%)	11	42
11	2I	109/129 (84%)	98 (90%)	9 (8%)	2 (2%)	11	42
12	3A	120/132 (91%)	102 (85%)	14 (12%)	4 (3%)	5	23
12	3I	120/132 (91%)	106 (88%)	13 (11%)	1 (1%)	24	64
13	4A	109/126 (86%)	91 (84%)	15 (14%)	3 (3%)	6	28
13	4I	117/126 (93%)	97 (83%)	20 (17%)	0	100	100
14	5A	57/61 (93%)	47 (82%)	9 (16%)	1 (2%)	11	42
14	5I	58/61 (95%)	48 (83%)	8 (14%)	2 (3%)	5	22
15	6A	85/89 (96%)	81 (95%)	4 (5%)	0	100	100
15	6I	85/89 (96%)	77 (91%)	8 (9%)	0	100	100
16	7A	82/88 (93%)	74 (90%)	8 (10%)	0	100	100
16	7I	81/88 (92%)	77 (95%)	4 (5%)	0	100	100
17	8A	97/105 (92%)	90 (93%)	7 (7%)	0	100	100
17	8I	98/105 (93%)	92 (94%)	5 (5%)	1 (1%)	19	58
18	9A	65/88 (74%)	64 (98%)	1 (2%)	0	100	100
18	9I	66/88 (75%)	61 (92%)	4 (6%)	1 (2%)	13	47
19	AA	56/93 (60%)	48 (86%)	6 (11%)	2 (4%)	4	21
19	AI	80/93 (86%)	68 (85%)	8 (10%)	4 (5%)	3	13
20	BA	97/106 (92%)	79 (81%)	15 (16%)	3 (3%)	5	25
20	BI	95/106 (90%)	84 (88%)	11 (12%)	0	100	100

Continued on next page...

Continued from previous page...

Mol	Chain	Analysed	Favoured	Allowed	Outliers	Percentiles	
21	1B	20/27 (74%)	19 (95%)	1 (5%)	0	100	100
21	1F	21/27 (78%)	20 (95%)	1 (5%)	0	100	100
28	71	129/229 (56%)	122 (95%)	7 (5%)	0	100	100
28	79	45/229 (20%)	43 (96%)	2 (4%)	0	100	100
29	11	271/276 (98%)	237 (88%)	25 (9%)	9 (3%)	5	23
29	19	272/276 (99%)	240 (88%)	25 (9%)	7 (3%)	7	30
30	21	201/206 (98%)	155 (77%)	37 (18%)	9 (4%)	3	15
30	29	202/206 (98%)	152 (75%)	37 (18%)	13 (6%)	2	7
31	31	200/210 (95%)	181 (90%)	19 (10%)	0	100	100
31	39	202/210 (96%)	155 (77%)	40 (20%)	7 (4%)	4	22
32	41	177/182 (97%)	156 (88%)	19 (11%)	2 (1%)	17	56
32	49	179/182 (98%)	155 (87%)	22 (12%)	2 (1%)	17	56
33	51	172/180 (96%)	142 (83%)	20 (12%)	10 (6%)	2	10
33	59	64/180 (36%)	48 (75%)	13 (20%)	3 (5%)	3	15
34	61	144/148 (97%)	116 (81%)	25 (17%)	3 (2%)	9	37
34	69	143/148 (97%)	115 (80%)	24 (17%)	4 (3%)	6	28
35	15	136/140 (97%)	121 (89%)	14 (10%)	1 (1%)	26	67
35	58	135/140 (96%)	115 (85%)	15 (11%)	5 (4%)	4	20
36	25	120/122 (98%)	110 (92%)	9 (8%)	1 (1%)	24	64
36	68	120/122 (98%)	111 (92%)	9 (8%)	0	100	100
37	35	145/150 (97%)	118 (81%)	26 (18%)	1 (1%)	26	67
37	78	145/150 (97%)	114 (79%)	21 (14%)	10 (7%)	1	6
38	45	137/141 (97%)	111 (81%)	23 (17%)	3 (2%)	8	35
38	88	139/141 (99%)	116 (84%)	16 (12%)	7 (5%)	3	13
39	55	116/118 (98%)	110 (95%)	5 (4%)	1 (1%)	21	61
39	98	116/118 (98%)	99 (85%)	15 (13%)	2 (2%)	11	43
40	65	108/112 (96%)	89 (82%)	16 (15%)	3 (3%)	6	28
40	A8	109/112 (97%)	89 (82%)	20 (18%)	0	100	100
41	75	131/146 (90%)	118 (90%)	11 (8%)	2 (2%)	13	47
41	B8	134/146 (92%)	119 (89%)	14 (10%)	1 (1%)	26	67
42	85	114/118 (97%)	102 (90%)	9 (8%)	3 (3%)	7	30

Continued on next page...

Continued from previous page...

Mol	Chain	Analysed	Favoured	Allowed	Outliers	Percentiles	
42	C8	113/118 (96%)	102 (90%)	8 (7%)	3 (3%)	6	29
43	95	98/101 (97%)	80 (82%)	15 (15%)	3 (3%)	5	25
43	D8	98/101 (97%)	87 (89%)	8 (8%)	3 (3%)	5	25
44	A5	109/113 (96%)	101 (93%)	7 (6%)	1 (1%)	21	61
44	E8	108/113 (96%)	100 (93%)	7 (6%)	1 (1%)	21	61
45	B5	92/96 (96%)	83 (90%)	6 (6%)	3 (3%)	5	23
45	F8	93/96 (97%)	85 (91%)	8 (9%)	0	100	100
46	C5	102/110 (93%)	75 (74%)	20 (20%)	7 (7%)	1	6
46	G8	101/110 (92%)	82 (81%)	13 (13%)	6 (6%)	2	9
47	D5	127/206 (62%)	98 (77%)	26 (20%)	3 (2%)	7	33
47	H8	168/206 (82%)	136 (81%)	26 (16%)	6 (4%)	4	21
48	E5	74/85 (87%)	65 (88%)	7 (10%)	2 (3%)	6	29
48	I8	75/85 (88%)	67 (89%)	7 (9%)	1 (1%)	15	51
49	F5	92/98 (94%)	78 (85%)	12 (13%)	2 (2%)	8	35
49	J8	92/98 (94%)	86 (94%)	5 (5%)	1 (1%)	17	56
50	G5	67/72 (93%)	61 (91%)	4 (6%)	2 (3%)	5	26
50	K8	66/72 (92%)	60 (91%)	3 (4%)	3 (4%)	3	15
51	H5	56/60 (93%)	52 (93%)	4 (7%)	0	100	100
51	L8	56/60 (93%)	53 (95%)	3 (5%)	0	100	100
52	M8	47/71 (66%)	28 (60%)	17 (36%)	2 (4%)	3	16
53	J5	54/60 (90%)	49 (91%)	5 (9%)	0	100	100
53	N8	46/60 (77%)	44 (96%)	2 (4%)	0	100	100
54	L5	45/49 (92%)	42 (93%)	3 (7%)	0	100	100
54	P8	45/49 (92%)	40 (89%)	4 (9%)	1 (2%)	8	35
55	M5	62/65 (95%)	51 (82%)	10 (16%)	1 (2%)	12	45
55	Q8	62/65 (95%)	53 (86%)	6 (10%)	3 (5%)	3	14
All	All	10980/12333 (89%)	9564 (87%)	1210 (11%)	206 (2%)	10	40

All (206) Ramachandran outliers are listed below:

Mol	Chain	Res	Type
12	3I	48	PRO
14	5I	13	THR

Continued on next page...

Continued from previous page...

Mol	Chain	Res	Type
19	AI	9	VAL
19	AI	41	VAL
29	11	28	GLU
29	11	29	PRO
30	21	59	VAL
30	21	83	ASP
37	78	37	GLY
42	C8	89	GLU
47	H8	165	VAL
48	I8	10	THR
50	K8	48	HIS
2	12	219	VAL
9	82	118	LYS
20	BA	73	HIS
29	19	237	GLU
30	29	25	VAL
30	29	54	GLN
31	39	28	ILE
39	55	107	ASP
41	75	10	VAL
41	75	11	GLU
47	D5	53	ILE
47	D5	165	VAL
48	E5	33	ALA
49	F5	30	VAL
50	G5	48	HIS
18	9I	22	VAL
19	AI	67	VAL
29	11	273	ARG
30	21	60	ASN
30	21	78	LEU
33	51	10	PRO
33	51	157	TYR
35	58	77	GLY
35	58	97	ARG
37	78	25	SER
38	88	59	ARG
38	88	66	ILE
38	88	134	ARG
42	C8	93	LYS
43	D8	38	LEU
43	D8	49	THR

Continued on next page...

Continued from previous page...

Mol	Chain	Res	Type
46	G8	81	LYS
47	H8	6	LYS
47	H8	60	GLU
55	Q8	50	LEU
11	2A	48	ILE
11	2A	101	SER
12	3A	18	VAL
12	3A	26	ALA
19	AA	9	VAL
20	BA	49	ALA
29	19	273	ARG
30	29	9	VAL
30	29	51	PHE
30	29	59	VAL
30	29	81	ILE
31	39	25	PRO
31	39	84	VAL
32	49	5	VAL
34	69	113	ARG
40	65	87	PHE
40	65	89	ARG
46	C5	29	GLU
46	C5	92	ASN
48	E5	44	ARG
17	8I	79	SER
29	11	30	GLU
30	21	21	VAL
30	21	79	ARG
30	21	118	LYS
32	41	97	ASP
33	51	84	SER
33	51	138	LYS
33	51	169	VAL
35	58	128	HIS
37	78	6	LEU
37	78	35	HIS
38	88	7	MET
42	C8	90	VAL
46	G8	94	LYS
50	K8	43	GLN
52	M8	42	PHE
55	Q8	35	GLN

Continued on next page...

Continued from previous page...

Mol	Chain	Res	Type
2	12	220	ASP
13	4A	95	GLY
14	5A	29	ARG
20	BA	13	LEU
29	19	39	LYS
29	19	45	ASN
30	29	55	ASN
30	29	89	ASP
30	29	90	THR
31	39	124	LEU
31	39	167	ALA
32	49	7	LEU
33	59	170	ARG
38	45	90	VAL
44	A5	44	ALA
46	C5	17	SER
46	C5	63	LYS
47	D5	161	VAL
50	G5	47	ASN
4	3E	155	LEU
8	7E	86	ILE
8	7E	87	SER
14	5I	14	PRO
29	11	239	ARG
33	51	83	TYR
33	51	154	PRO
34	61	133	HIS
34	61	145	VAL
37	78	14	LYS
39	98	45	ARG
46	G8	54	LYS
49	J8	76	ARG
55	Q8	47	LYS
29	19	274	ARG
30	29	26	ILE
30	29	187	ALA
38	45	27	VAL
38	45	79	LEU
40	65	111	GLU
45	B5	68	ARG
46	C5	89	PHE
46	C5	99	CYS

Continued on next page...

Continued from previous page...

Mol	Chain	Res	Type
55	M5	34	TRP
11	2I	108	ILE
29	11	122	ASP
29	11	240	ALA
30	21	56	PRO
32	41	5	VAL
33	51	12	PRO
33	51	40	GLU
33	51	85	LYS
34	61	12	LEU
35	58	22	THR
35	58	127	ASP
37	78	19	VAL
37	78	42	SER
38	88	6	ARG
39	98	3	HIS
44	E8	66	GLU
50	K8	47	ASN
54	P8	46	VAL
2	12	45	GLN
3	22	86	VAL
8	72	22	GLU
8	72	73	ASP
12	3A	47	LYS
30	29	77	ILE
34	69	112	LYS
35	15	128	HIS
36	25	12	ASP
37	35	108	LYS
42	85	92	ARG
43	95	71	LEU
45	B5	40	LYS
49	F5	83	GLU
11	2I	82	VAL
29	11	3	VAL
30	21	55	ASN
37	78	34	GLY
37	78	95	VAL
38	88	79	LEU
41	B8	106	SER
46	G8	42	VAL
46	G8	53	PRO

Continued on next page...

Continued from previous page...

Mol	Chain	Res	Type
47	H8	59	LEU
4	32	28	SER
13	4A	32	GLU
29	19	240	ALA
30	29	62	PRO
31	39	24	LEU
42	85	93	LYS
46	G8	76	CYS
47	H8	61	LEU
29	19	3	VAL
33	59	169	VAL
42	85	65	ILE
2	1E	127	ILE
5	4E	115	VAL
52	M8	41	PRO
2	12	39	ILE
4	32	17	VAL
13	4A	84	ILE
19	AA	67	VAL
45	B5	51	VAL
46	C5	3	VAL
37	78	7	ARG
43	D8	47	VAL
47	H8	53	ILE
2	12	223	ILE
8	72	100	ILE
12	3A	96	VAL
31	39	132	VAL
34	69	111	PRO
43	95	72	VAL
43	95	99	ILE
29	11	123	ALA
38	88	27	VAL
34	69	144	VAL
19	AI	40	ILE
33	59	167	GLU

5.3.2 Protein sidechains ⓘ

In the following table, the Percentiles column shows the percent sidechain outliers of the chain as a percentile score with respect to all X-ray entries followed by that with respect to entries of similar resolution.

The Analysed column shows the number of residues for which the sidechain conformation was analysed, and the total number of residues.

Mol	Chain	Analysed	Rotameric	Outliers	Percentiles	
2	12	179/220 (81%)	148 (83%)	31 (17%)	2	10
2	1E	200/220 (91%)	152 (76%)	48 (24%)	1	3
3	22	154/188 (82%)	122 (79%)	32 (21%)	1	6
3	2E	159/188 (85%)	123 (77%)	36 (23%)	1	4
4	32	180/181 (99%)	142 (79%)	38 (21%)	1	5
4	3E	180/181 (99%)	140 (78%)	40 (22%)	1	4
5	42	114/123 (93%)	91 (80%)	23 (20%)	1	6
5	4E	115/123 (94%)	94 (82%)	21 (18%)	2	9
6	52	90/90 (100%)	69 (77%)	21 (23%)	1	4
6	5E	90/90 (100%)	70 (78%)	20 (22%)	1	4
7	62	114/127 (90%)	91 (80%)	23 (20%)	1	6
7	6E	125/127 (98%)	107 (86%)	18 (14%)	4	16
8	72	118/119 (99%)	96 (81%)	22 (19%)	2	9
8	7E	119/119 (100%)	90 (76%)	29 (24%)	1	3
9	82	92/99 (93%)	74 (80%)	18 (20%)	1	7
9	8E	97/99 (98%)	76 (78%)	21 (22%)	1	5
10	1A	71/92 (77%)	59 (83%)	12 (17%)	2	11
10	1I	81/92 (88%)	69 (85%)	12 (15%)	4	15
11	2A	85/99 (86%)	70 (82%)	15 (18%)	2	10
11	2I	84/99 (85%)	65 (77%)	19 (23%)	1	4
12	3A	103/109 (94%)	77 (75%)	26 (25%)	1	3
12	3I	103/109 (94%)	83 (81%)	20 (19%)	2	7
13	4A	91/101 (90%)	66 (72%)	25 (28%)	0	2
13	4I	94/101 (93%)	74 (79%)	20 (21%)	1	5
14	5A	49/50 (98%)	38 (78%)	11 (22%)	1	4
14	5I	49/50 (98%)	39 (80%)	10 (20%)	1	6
15	6A	79/80 (99%)	67 (85%)	12 (15%)	3	14
15	6I	79/80 (99%)	65 (82%)	14 (18%)	2	10
16	7A	72/74 (97%)	56 (78%)	16 (22%)	1	4
16	7I	72/74 (97%)	57 (79%)	15 (21%)	1	6

Continued on next page...

Continued from previous page...

Mol	Chain	Analysed	Rotameric	Outliers	Percentiles	
17	8A	94/97 (97%)	82 (87%)	12 (13%)	5	21
17	8I	95/97 (98%)	78 (82%)	17 (18%)	2	9
18	9A	58/77 (75%)	44 (76%)	14 (24%)	1	3
18	9I	58/77 (75%)	47 (81%)	11 (19%)	2	8
19	AA	52/80 (65%)	41 (79%)	11 (21%)	1	5
19	AI	72/80 (90%)	59 (82%)	13 (18%)	2	9
20	BA	76/82 (93%)	63 (83%)	13 (17%)	2	10
20	BI	75/82 (92%)	61 (81%)	14 (19%)	2	9
21	1B	17/22 (77%)	16 (94%)	1 (6%)	24	61
21	1F	18/22 (82%)	14 (78%)	4 (22%)	1	4
28	71	109/181 (60%)	87 (80%)	22 (20%)	1	6
28	79	48/181 (26%)	34 (71%)	14 (29%)	0	2
29	11	214/218 (98%)	165 (77%)	49 (23%)	1	4
29	19	214/218 (98%)	167 (78%)	47 (22%)	1	5
30	21	165/166 (99%)	131 (79%)	34 (21%)	1	6
30	29	165/166 (99%)	127 (77%)	38 (23%)	1	4
31	31	161/166 (97%)	127 (79%)	34 (21%)	1	5
31	39	163/166 (98%)	122 (75%)	41 (25%)	1	3
32	41	153/156 (98%)	118 (77%)	35 (23%)	1	4
32	49	153/156 (98%)	120 (78%)	33 (22%)	1	5
33	51	143/148 (97%)	107 (75%)	36 (25%)	1	3
33	59	56/148 (38%)	46 (82%)	10 (18%)	2	9
34	61	122/124 (98%)	87 (71%)	35 (29%)	0	2
34	69	122/124 (98%)	95 (78%)	27 (22%)	1	4
35	15	117/119 (98%)	87 (74%)	30 (26%)	0	2
35	58	116/119 (98%)	87 (75%)	29 (25%)	1	3
36	25	100/100 (100%)	78 (78%)	22 (22%)	1	5
36	68	100/100 (100%)	79 (79%)	21 (21%)	1	5
37	35	114/116 (98%)	83 (73%)	31 (27%)	0	2
37	78	114/116 (98%)	77 (68%)	37 (32%)	0	1
38	45	109/111 (98%)	84 (77%)	25 (23%)	1	4

Continued on next page...

Continued from previous page...

Mol	Chain	Analysed	Rotameric	Outliers	Percentiles	
38	88	110/111 (99%)	91 (83%)	19 (17%)	2	10
39	55	101/101 (100%)	79 (78%)	22 (22%)	1	5
39	98	101/101 (100%)	73 (72%)	28 (28%)	0	2
40	65	87/88 (99%)	61 (70%)	26 (30%)	0	1
40	A8	87/88 (99%)	58 (67%)	29 (33%)	0	1
41	75	117/127 (92%)	83 (71%)	34 (29%)	0	2
41	B8	117/127 (92%)	86 (74%)	31 (26%)	0	2
42	85	93/94 (99%)	73 (78%)	20 (22%)	1	5
42	C8	92/94 (98%)	73 (79%)	19 (21%)	1	6
43	95	81/82 (99%)	62 (76%)	19 (24%)	1	3
43	D8	82/82 (100%)	61 (74%)	21 (26%)	0	2
44	A5	91/92 (99%)	70 (77%)	21 (23%)	1	4
44	E8	90/92 (98%)	73 (81%)	17 (19%)	2	8
45	B5	74/78 (95%)	58 (78%)	16 (22%)	1	5
45	F8	75/78 (96%)	62 (83%)	13 (17%)	2	10
46	C5	85/91 (93%)	57 (67%)	28 (33%)	0	1
46	G8	84/91 (92%)	63 (75%)	21 (25%)	1	3
47	D5	118/179 (66%)	92 (78%)	26 (22%)	1	5
47	H8	151/179 (84%)	122 (81%)	29 (19%)	2	8
48	E5	61/67 (91%)	55 (90%)	6 (10%)	10	34
48	I8	62/67 (92%)	49 (79%)	13 (21%)	1	5
49	F5	79/83 (95%)	59 (75%)	20 (25%)	1	3
49	J8	79/83 (95%)	65 (82%)	14 (18%)	2	10
50	G5	63/67 (94%)	45 (71%)	18 (29%)	0	2
50	K8	64/67 (96%)	45 (70%)	19 (30%)	0	1
51	H5	50/52 (96%)	38 (76%)	12 (24%)	1	3
51	L8	50/52 (96%)	36 (72%)	14 (28%)	0	2
52	M8	42/63 (67%)	33 (79%)	9 (21%)	1	5
53	J5	48/52 (92%)	36 (75%)	12 (25%)	1	3
53	N8	43/52 (83%)	34 (79%)	9 (21%)	1	6
54	L5	38/42 (90%)	33 (87%)	5 (13%)	5	20

Continued on next page...

Continued from previous page...

Mol	Chain	Analysed	Rotameric	Outliers	Percentiles	
54	P8	38/42 (90%)	31 (82%)	7 (18%)	2	9
55	M5	54/55 (98%)	41 (76%)	13 (24%)	1	3
55	Q8	54/55 (98%)	43 (80%)	11 (20%)	1	6
All	All	9272/10193 (91%)	7223 (78%)	2049 (22%)	1	4

All (2049) residues with a non-rotameric sidechain are listed below:

Mol	Chain	Res	Type
2	1E	8	LYS
2	1E	10	LEU
2	1E	21	ARG
2	1E	24	TRP
2	1E	32	ILE
2	1E	33	TYR
2	1E	37	ASN
2	1E	45	GLN
2	1E	48	MET
2	1E	49	GLU
2	1E	59	GLU
2	1E	67	THR
2	1E	69	LEU
2	1E	71	VAL
2	1E	83	MET
2	1E	86	GLU
2	1E	87	ARG
2	1E	93	VAL
2	1E	95	GLN
2	1E	96	ARG
2	1E	108	ILE
2	1E	109	SER
2	1E	111	ARG
2	1E	117	GLU
2	1E	118	LEU
2	1E	121	LEU
2	1E	122	PHE
2	1E	144	ARG
2	1E	155	LEU
2	1E	163	PHE
2	1E	172	ILE
2	1E	178	ARG
2	1E	184	VAL

Continued on next page...

Continued from previous page...

Mol	Chain	Res	Type
2	1E	185	ILE
2	1E	189	ASP
2	1E	190	THR
2	1E	191	ASP
2	1E	198	ASP
2	1E	200	ILE
2	1E	205	ASP
2	1E	209	ARG
2	1E	210	SER
2	1E	211	ILE
2	1E	217	ARG
2	1E	222	ILE
2	1E	224	GLN
2	1E	230	VAL
2	1E	236	TYR
3	2E	5	ILE
3	2E	8	ILE
3	2E	16	ARG
3	2E	17	ASP
3	2E	21	ARG
3	2E	26	LYS
3	2E	29	TYR
3	2E	31	HIS
3	2E	32	LEU
3	2E	34	LEU
3	2E	38	ARG
3	2E	42	LEU
3	2E	47	LEU
3	2E	52	LEU
3	2E	56	ASP
3	2E	63	ASN
3	2E	64	VAL
3	2E	70	VAL
3	2E	98	ASN
3	2E	104	GLN
3	2E	105	GLU
3	2E	107	GLN
3	2E	111	LEU
3	2E	118	GLN
3	2E	128	PHE
3	2E	131	ARG
3	2E	132	ARG

Continued on next page...

Continued from previous page...

Mol	Chain	Res	Type
3	2E	138	VAL
3	2E	144	SER
3	2E	166	GLU
3	2E	167	TRP
3	2E	178	LEU
3	2E	190	ARG
3	2E	196	LEU
3	2E	202	ILE
3	2E	206	GLU
4	3E	3	ARG
4	3E	8	VAL
4	3E	10	ARG
4	3E	11	LEU
4	3E	12	CYS
4	3E	15	GLU
4	3E	19	LEU
4	3E	31	CYS
4	3E	38	TYR
4	3E	46	LYS
4	3E	47	ARG
4	3E	49	ARG
4	3E	58	LEU
4	3E	66	ARG
4	3E	84	LYS
4	3E	85	LYS
4	3E	86	LYS
4	3E	88	VAL
4	3E	89	THR
4	3E	96	LEU
4	3E	106	TYR
4	3E	107	ARG
4	3E	108	LEU
4	3E	115	ARG
4	3E	122	ARG
4	3E	127	THR
4	3E	135	LEU
4	3E	138	TYR
4	3E	151	LYS
4	3E	154	ASN
4	3E	168	ARG
4	3E	170	VAL
4	3E	184	LYS

Continued on next page...

Continued from previous page...

Mol	Chain	Res	Type
4	3E	187	ARG
4	3E	188	LEU
4	3E	190	ASP
4	3E	193	ASP
4	3E	200	GLU
4	3E	201	GLN
4	3E	209	ARG
5	4E	10	MET
5	4E	11	ILE
5	4E	12	LEU
5	4E	13	ILE
5	4E	15	ARG
5	4E	16	THR
5	4E	31	LEU
5	4E	33	VAL
5	4E	41	VAL
5	4E	43	LEU
5	4E	64	ARG
5	4E	68	GLU
5	4E	72	GLN
5	4E	79	GLU
5	4E	91	LEU
5	4E	112	LEU
5	4E	116	THR
5	4E	144	THR
5	4E	147	ASP
5	4E	151	LEU
5	4E	153	LYS
6	5E	16	GLN
6	5E	21	LEU
6	5E	23	LYS
6	5E	25	ILE
6	5E	30	LEU
6	5E	31	GLU
6	5E	36	ARG
6	5E	40	VAL
6	5E	43	LEU
6	5E	46	ARG
6	5E	55	ASP
6	5E	74	ASP
6	5E	75	LEU
6	5E	77	ARG

Continued on next page...

Continued from previous page...

Mol	Chain	Res	Type
6	5E	78	GLU
6	5E	86	ARG
6	5E	91	VAL
6	5E	94	GLN
6	5E	95	GLU
6	5E	96	PRO
7	6E	5	ARG
7	6E	8	GLU
7	6E	12	LEU
7	6E	32	ARG
7	6E	38	LEU
7	6E	54	THR
7	6E	59	LEU
7	6E	63	LYS
7	6E	73	MET
7	6E	75	VAL
7	6E	90	GLU
7	6E	95	ARG
7	6E	104	LEU
7	6E	113	GLU
7	6E	131	LYS
7	6E	137	LYS
7	6E	138	LYS
7	6E	149	ARG
8	7E	1	MET
8	7E	2	LEU
8	7E	10	LEU
8	7E	18	ARG
8	7E	19	VAL
8	7E	26	VAL
8	7E	32	LYS
8	7E	36	LEU
8	7E	37	ARG
8	7E	45	ILE
8	7E	52	ASP
8	7E	60	ARG
8	7E	63	LEU
8	7E	68	ARG
8	7E	75	ARG
8	7E	76	PRO
8	7E	80	ILE
8	7E	85	ARG

Continued on next page...

Continued from previous page...

Mol	Chain	Res	Type
8	7E	91	ARG
8	7E	95	VAL
8	7E	102	ARG
8	7E	104	ARG
8	7E	105	ARG
8	7E	107	LEU
8	7E	112	LEU
8	7E	122	ARG
8	7E	123	GLU
8	7E	127	LEU
8	7E	137	VAL
9	8E	9	ARG
9	8E	10	ARG
9	8E	35	GLU
9	8E	38	GLN
9	8E	42	ARG
9	8E	44	VAL
9	8E	47	LEU
9	8E	50	LEU
9	8E	51	ARG
9	8E	54	ASP
9	8E	70	LYS
9	8E	75	ASP
9	8E	79	LEU
9	8E	83	ARG
9	8E	88	TYR
9	8E	89	ASN
9	8E	91	ASP
9	8E	97	LYS
9	8E	99	LEU
9	8E	108	VAL
9	8E	121	ARG
10	1I	16	LEU
10	1I	25	GLU
10	1I	34	VAL
10	1I	38	ILE
10	1I	51	ARG
10	1I	58	ASP
10	1I	70	ARG
10	1I	75	ILE
10	1I	78	ASN
10	1I	86	MET

Continued on next page...

Continued from previous page...

Mol	Chain	Res	Type
10	1I	88	LEU
10	1I	89	ASP
11	2I	18	ARG
11	2I	29	ILE
11	2I	32	ILE
11	2I	48	ILE
11	2I	54	ARG
11	2I	63	LEU
11	2I	71	LYS
11	2I	84	VAL
11	2I	87	THR
11	2I	96	ARG
11	2I	99	GLN
11	2I	103	LEU
11	2I	105	VAL
11	2I	106	LYS
11	2I	108	ILE
11	2I	109	VAL
11	2I	114	VAL
11	2I	116	HIS
11	2I	124	LYS
12	3I	11	VAL
12	3I	21	LYS
12	3I	33	ARG
12	3I	50	SER
12	3I	54	LYS
12	3I	60	LEU
12	3I	62	SER
12	3I	65	GLU
12	3I	67	THR
12	3I	79	GLU
12	3I	83	VAL
12	3I	96	VAL
12	3I	100	ILE
12	3I	102	ARG
12	3I	111	LYS
12	3I	114	LYS
12	3I	115	LYS
12	3I	116	SER
12	3I	123	LYS
12	3I	126	LYS
13	4I	4	ILE

Continued on next page...

Continued from previous page...

Mol	Chain	Res	Type
13	4I	9	ILE
13	4I	13	LYS
13	4I	14	ARG
13	4I	16	ASP
13	4I	31	LYS
13	4I	44	ARG
13	4I	45	VAL
13	4I	48	LEU
13	4I	50	GLU
13	4I	56	LEU
13	4I	64	TRP
13	4I	67	GLU
13	4I	70	LEU
13	4I	83	ASP
13	4I	99	ARG
13	4I	102	ARG
13	4I	106	ASN
13	4I	108	ARG
13	4I	111	LYS
14	5I	3	ARG
14	5I	6	LEU
14	5I	7	ILE
14	5I	8	GLU
14	5I	18	VAL
14	5I	23	ARG
14	5I	33	VAL
14	5I	41	ARG
14	5I	44	LEU
14	5I	50	LYS
15	6I	10	LYS
15	6I	25	THR
15	6I	26	GLU
15	6I	31	LEU
15	6I	35	ARG
15	6I	38	ARG
15	6I	39	LEU
15	6I	41	GLU
15	6I	47	LYS
15	6I	59	MET
15	6I	66	LEU
15	6I	71	GLN
15	6I	79	ARG

Continued on next page...

Continued from previous page...

Mol	Chain	Res	Type
15	6I	84	LYS
16	7I	8	ARG
16	7I	11	SER
16	7I	18	ARG
16	7I	19	ILE
16	7I	20	VAL
16	7I	27	LYS
16	7I	47	ASP
16	7I	50	LYS
16	7I	55	ARG
16	7I	67	THR
16	7I	69	THR
16	7I	71	ARG
16	7I	72	ARG
16	7I	75	ARG
16	7I	76	GLN
17	8I	12	SER
17	8I	14	LYS
17	8I	19	VAL
17	8I	24	GLU
17	8I	25	ARG
17	8I	38	ARG
17	8I	45	HIS
17	8I	52	LYS
17	8I	60	ILE
17	8I	62	SER
17	8I	63	ARG
17	8I	68	ARG
17	8I	69	LYS
17	8I	87	LYS
17	8I	89	LEU
17	8I	100	LYS
17	8I	101	ARG
18	9I	26	LEU
18	9I	28	GLU
18	9I	31	LEU
18	9I	32	ARG
18	9I	33	ASP
18	9I	45	SER
18	9I	54	ARG
18	9I	76	LEU
18	9I	84	LYS

Continued on next page...

Continued from previous page...

Mol	Chain	Res	Type
18	9I	85	LEU
18	9I	86	VAL
19	AI	3	ARG
19	AI	5	LEU
19	AI	9	VAL
19	AI	21	GLU
19	AI	22	LEU
19	AI	27	GLU
19	AI	31	ILE
19	AI	36	ARG
19	AI	37	ARG
19	AI	43	GLU
19	AI	67	VAL
19	AI	71	LEU
19	AI	77	THR
20	BI	9	ASN
20	BI	10	LEU
20	BI	13	LEU
20	BI	19	SER
20	BI	24	LEU
20	BI	37	SER
20	BI	53	LEU
20	BI	56	MET
20	BI	72	LEU
20	BI	73	HIS
20	BI	75	ASN
20	BI	86	ARG
20	BI	90	GLN
20	BI	93	GLU
21	1F	9	ARG
21	1F	10	ARG
21	1F	12	LYS
21	1F	15	ARG
28	7I	6	ARG
28	7I	10	LEU
28	7I	30	LYS
28	7I	32	LEU
28	7I	34	THR
28	7I	37	PHE
28	7I	52	ARG
28	7I	55	ASP
28	7I	59	ARG

Continued on next page...

Continued from previous page...

Mol	Chain	Res	Type
28	71	64	LEU
28	71	66	HIS
28	71	166	ASP
28	71	167	LYS
28	71	168	THR
28	71	171	ILE
28	71	179	SER
28	71	180	PHE
28	71	193	ILE
28	71	215	THR
28	71	218	MET
28	71	222	VAL
28	71	224	ILE
29	11	13	ARG
29	11	16	MET
29	11	17	THR
29	11	23	GLU
29	11	26	LYS
29	11	28	GLU
29	11	30	GLU
29	11	31	LYS
29	11	33	LEU
29	11	34	VAL
29	11	35	LYS
29	11	37	LEU
29	11	38	LYS
29	11	39	LYS
29	11	40	THR
29	11	43	ARG
29	11	64	ILE
29	11	65	ILE
29	11	78	LYS
29	11	83	GLU
29	11	88	ARG
29	11	94	LEU
29	11	103	ARG
29	11	105	ILE
29	11	106	ILE
29	11	111	LEU
29	11	113	VAL
29	11	116	GLN
29	11	126	GLN

Continued on next page...

Continued from previous page...

Mol	Chain	Res	Type
29	11	141	VAL
29	11	142	VAL
29	11	154	LYS
29	11	157	ARG
29	11	165	ILE
29	11	183	ARG
29	11	192	THR
29	11	200	ASP
29	11	211	ARG
29	11	212	SER
29	11	217	ARG
29	11	221	VAL
29	11	229	VAL
29	11	233	HIS
29	11	242	ARG
29	11	254	THR
29	11	255	LYS
29	11	257	LEU
29	11	260	ARG
29	11	271	ILE
30	21	5	LEU
30	21	14	ILE
30	21	23	VAL
30	21	25	VAL
30	21	26	ILE
30	21	38	THR
30	21	40	GLU
30	21	52	LEU
30	21	54	GLN
30	21	55	ASN
30	21	57	LYS
30	21	60	ASN
30	21	63	LEU
30	21	67	PHE
30	21	77	ILE
30	21	82	ARG
30	21	87	GLU
30	21	91	VAL
30	21	93	VAL
30	21	101	ARG
30	21	111	ARG
30	21	118	LYS

Continued on next page...

Continued from previous page...

Mol	Chain	Res	Type
30	21	119	ARG
30	21	138	PRO
30	21	146	THR
30	21	171	GLU
30	21	175	VAL
30	21	179	GLU
30	21	181	LEU
30	21	195	LEU
30	21	197	ILE
30	21	201	THR
30	21	202	LYS
30	21	203	LYS
31	31	7	TYR
31	31	15	SER
31	31	17	ARG
31	31	18	ARG
31	31	28	ILE
31	31	32	LEU
31	31	33	LEU
31	31	43	LYS
31	31	52	LYS
31	31	57	VAL
31	31	59	TYR
31	31	62	ARG
31	31	64	ILE
31	31	74	ARG
31	31	101	LEU
31	31	106	ARG
31	31	116	ASP
31	31	117	ARG
31	31	124	LEU
31	31	127	GLU
31	31	158	THR
31	31	164	ARG
31	31	170	LEU
31	31	174	VAL
31	31	175	THR
31	31	181	LEU
31	31	183	VAL
31	31	188	ARG
31	31	191	ARG
31	31	192	LEU

Continued on next page...

Continued from previous page...

Mol	Chain	Res	Type
31	31	196	LEU
31	31	197	ASP
31	31	203	GLN
31	31	205	ARG
32	41	3	LEU
32	41	14	GLU
32	41	28	VAL
32	41	32	PRO
32	41	33	ARG
32	41	35	GLU
32	41	43	LEU
32	41	45	GLU
32	41	48	GLU
32	41	51	ARG
32	41	53	LEU
32	41	54	GLU
32	41	60	LEU
32	41	62	LEU
32	41	63	ILE
32	41	66	GLN
32	41	67	LYS
32	41	70	VAL
32	41	77	ILE
32	41	79	ASN
32	41	80	PHE
32	41	82	LEU
32	41	90	LEU
32	41	94	LEU
32	41	101	ILE
32	41	103	LEU
32	41	115	ARG
32	41	118	ARG
32	41	126	ASP
32	41	133	LEU
32	41	139	LEU
32	41	145	THR
32	41	149	VAL
32	41	162	THR
32	41	165	THR
33	51	2	SER
33	51	3	ARG
33	51	7	LEU

Continued on next page...

Continued from previous page...

Mol	Chain	Res	Type
33	51	9	ILE
33	51	11	VAL
33	51	24	VAL
33	51	37	VAL
33	51	40	GLU
33	51	42	ARG
33	51	43	VAL
33	51	45	VAL
33	51	50	VAL
33	51	53	GLU
33	51	71	LEU
33	51	77	LYS
33	51	80	SER
33	51	81	GLU
33	51	83	TYR
33	51	86	GLU
33	51	88	LEU
33	51	95	ARG
33	51	97	ARG
33	51	98	LEU
33	51	104	GLU
33	51	105	LEU
33	51	107	VAL
33	51	122	THR
33	51	127	GLU
33	51	129	THR
33	51	131	VAL
33	51	134	SER
33	51	139	GLN
33	51	160	LYS
33	51	167	GLU
33	51	169	VAL
33	51	170	ARG
34	61	2	LYS
34	61	9	LEU
34	61	12	LEU
34	61	15	VAL
34	61	20	ASP
34	61	25	TYR
34	61	38	LEU
34	61	41	GLU
34	61	47	LEU

Continued on next page...

Continued from previous page...

Mol	Chain	Res	Type
34	61	50	ARG
34	61	60	GLU
34	61	70	GLU
34	61	77	LEU
34	61	78	THR
34	61	81	VAL
34	61	82	ARG
34	61	85	GLU
34	61	86	THR
34	61	88	ILE
34	61	92	VAL
34	61	95	LYS
34	61	101	LEU
34	61	102	SER
34	61	108	THR
34	61	110	ASP
34	61	111	PRO
34	61	113	ARG
34	61	117	GLU
34	61	122	GLU
34	61	131	LYS
34	61	135	GLU
34	61	136	VAL
34	61	140	LEU
34	61	142	VAL
34	61	144	VAL
35	58	2	LYS
35	58	5	VAL
35	58	7	LYS
35	58	12	ARG
35	58	15	LEU
35	58	28	THR
35	58	32	THR
35	58	33	LEU
35	58	34	LEU
35	58	43	THR
35	58	48	MET
35	58	58	ASP
35	58	60	ILE
35	58	61	ARG
35	58	62	VAL
35	58	65	LYS

Continued on next page...

Continued from previous page...

Mol	Chain	Res	Type
35	58	67	LEU
35	58	79	PRO
35	58	87	LEU
35	58	90	MET
35	58	96	GLU
35	58	97	ARG
35	58	99	LEU
35	58	120	LEU
35	58	127	ASP
35	58	128	HIS
35	58	130	HIS
35	58	134	ARG
35	58	137	LYS
36	68	3	GLN
36	68	8	LEU
36	68	21	CYS
36	68	23	ARG
36	68	24	VAL
36	68	28	SER
36	68	31	LYS
36	68	35	VAL
36	68	38	VAL
36	68	47	ILE
36	68	48	PRO
36	68	53	LYS
36	68	64	ARG
36	68	66	LYS
36	68	68	GLU
36	68	75	SER
36	68	94	ARG
36	68	96	THR
36	68	97	ARG
36	68	104	ARG
36	68	115	VAL
37	78	1	MET
37	78	5	ASP
37	78	7	ARG
37	78	10	PRO
37	78	14	LYS
37	78	15	ARG
37	78	16	ARG
37	78	18	ARG

Continued on next page...

Continued from previous page...

Mol	Chain	Res	Type
37	78	19	VAL
37	78	21	ARG
37	78	25	SER
37	78	41	ARG
37	78	45	LEU
37	78	46	LYS
37	78	50	ARG
37	78	56	SER
37	78	58	THR
37	78	61	ARG
37	78	68	GLN
37	78	71	VAL
37	78	76	LYS
37	78	77	ARG
37	78	83	VAL
37	78	90	ARG
37	78	96	THR
37	78	98	GLU
37	78	99	LEU
37	78	100	LEU
37	78	105	LEU
37	78	106	LEU
37	78	112	LEU
37	78	115	LEU
37	78	126	VAL
37	78	135	LEU
37	78	138	LEU
37	78	144	GLU
37	78	146	VAL
38	88	1	MET
38	88	5	ARG
38	88	7	MET
38	88	11	LYS
38	88	12	GLN
38	88	16	ARG
38	88	18	LYS
38	88	25	ASP
38	88	35	VAL
38	88	42	ILE
38	88	45	GLN
38	88	56	ARG
38	88	66	ILE

Continued on next page...

Continued from previous page...

Mol	Chain	Res	Type
38	88	79	LEU
38	88	81	VAL
38	88	83	MET
38	88	110	THR
38	88	129	THR
38	88	138	ASP
39	98	1	MET
39	98	2	ARG
39	98	9	LYS
39	98	10	LEU
39	98	18	LEU
39	98	27	SER
39	98	28	LEU
39	98	29	LEU
39	98	33	ARG
39	98	34	ILE
39	98	36	THR
39	98	44	LEU
39	98	45	ARG
39	98	48	VAL
39	98	54	LEU
39	98	57	ARG
39	98	59	ASP
39	98	65	LEU
39	98	79	LEU
39	98	91	GLN
39	98	98	LEU
39	98	100	LEU
39	98	105	ARG
39	98	107	ASP
39	98	111	LEU
39	98	113	LEU
39	98	117	VAL
39	98	118	GLU
40	A8	3	ARG
40	A8	8	GLU
40	A8	14	VAL
40	A8	17	ARG
40	A8	19	LYS
40	A8	21	THR
40	A8	24	LEU
40	A8	29	PHE

Continued on next page...

Continued from previous page...

Mol	Chain	Res	Type
40	A8	30	ARG
40	A8	32	LEU
40	A8	33	LYS
40	A8	36	TYR
40	A8	42	ASP
40	A8	46	VAL
40	A8	50	SER
40	A8	54	LEU
40	A8	56	LEU
40	A8	58	LEU
40	A8	69	VAL
40	A8	73	LEU
40	A8	78	LEU
40	A8	83	LYS
40	A8	89	ARG
40	A8	97	ARG
40	A8	101	LEU
40	A8	106	ARG
40	A8	107	GLU
40	A8	110	LEU
40	A8	111	GLU
41	B8	9	LEU
41	B8	10	VAL
41	B8	16	ARG
41	B8	19	LEU
41	B8	21	GLU
41	B8	27	THR
41	B8	30	VAL
41	B8	33	LYS
41	B8	39	ARG
41	B8	42	ILE
41	B8	49	VAL
41	B8	50	ILE
41	B8	58	ASN
41	B8	62	THR
41	B8	64	ARG
41	B8	86	ILE
41	B8	88	ILE
41	B8	89	VAL
41	B8	96	ARG
41	B8	98	LYS
41	B8	99	LEU

Continued on next page...

Continued from previous page...

Mol	Chain	Res	Type
41	B8	106	SER
41	B8	109	GLU
41	B8	110	ILE
41	B8	111	ARG
41	B8	112	ARG
41	B8	114	LEU
41	B8	115	ARG
41	B8	118	ARG
41	B8	128	GLU
41	B8	132	LYS
42	C8	5	LYS
42	C8	13	LYS
42	C8	17	ILE
42	C8	22	LYS
42	C8	27	LEU
42	C8	30	LYS
42	C8	51	LYS
42	C8	52	ARG
42	C8	59	ARG
42	C8	69	CYS
42	C8	74	LEU
42	C8	79	PHE
42	C8	85	LYS
42	C8	89	GLU
42	C8	92	ARG
42	C8	93	LYS
42	C8	94	ASN
42	C8	108	GLU
42	C8	112	ARG
43	D8	6	LYS
43	D8	7	THR
43	D8	12	TYR
43	D8	15	GLU
43	D8	18	LEU
43	D8	21	ARG
43	D8	25	LEU
43	D8	37	VAL
43	D8	40	LEU
43	D8	46	VAL
43	D8	49	THR
43	D8	51	VAL
43	D8	52	VAL

Continued on next page...

Continued from previous page...

Mol	Chain	Res	Type
43	D8	57	VAL
43	D8	58	VAL
43	D8	73	SER
43	D8	78	LYS
43	D8	79	VAL
43	D8	85	LYS
43	D8	88	ARG
43	D8	98	GLU
44	E8	11	ARG
44	E8	12	ILE
44	E8	13	SER
44	E8	23	LEU
44	E8	39	THR
44	E8	41	LYS
44	E8	51	LEU
44	E8	64	MET
44	E8	65	LEU
44	E8	66	GLU
44	E8	70	TYR
44	E8	76	VAL
44	E8	78	GLU
44	E8	84	ARG
44	E8	92	ARG
44	E8	96	ILE
44	E8	107	LEU
45	F8	3	THR
45	F8	12	VAL
45	F8	23	GLU
45	F8	35	THR
45	F8	45	THR
45	F8	52	VAL
45	F8	53	LYS
45	F8	65	ARG
45	F8	66	LEU
45	F8	68	ARG
45	F8	70	LEU
45	F8	72	LYS
45	F8	80	ILE
46	G8	3	VAL
46	G8	4	LYS
46	G8	6	HIS
46	G8	7	VAL

Continued on next page...

Continued from previous page...

Mol	Chain	Res	Type
46	G8	23	ARG
46	G8	31	LEU
46	G8	38	ILE
46	G8	50	ARG
46	G8	52	SER
46	G8	55	TYR
46	G8	57	GLN
46	G8	64	GLU
46	G8	67	LEU
46	G8	70	SER
46	G8	82	PRO
46	G8	84	ARG
46	G8	85	VAL
46	G8	86	ARG
46	G8	90	LEU
46	G8	94	LYS
46	G8	96	ILE
47	H8	1	MET
47	H8	11	GLU
47	H8	35	ARG
47	H8	37	VAL
47	H8	61	LEU
47	H8	71	VAL
47	H8	72	ARG
47	H8	73	GLN
47	H8	76	LEU
47	H8	77	ASP
47	H8	80	ARG
47	H8	82	ARG
47	H8	86	VAL
47	H8	91	LEU
47	H8	94	GLU
47	H8	96	VAL
47	H8	103	ARG
47	H8	105	VAL
47	H8	112	ARG
47	H8	121	HIS
47	H8	126	VAL
47	H8	128	VAL
47	H8	129	SER
47	H8	132	ASN
47	H8	135	GLU

Continued on next page...

Continued from previous page...

Mol	Chain	Res	Type
47	H8	145	GLU
47	H8	154	ASP
47	H8	169	GLU
47	H8	170	THR
48	I8	9	SER
48	I8	36	ILE
48	I8	41	ARG
48	I8	44	ARG
48	I8	46	LYS
48	I8	49	LYS
48	I8	55	ARG
48	I8	64	ASP
48	I8	66	VAL
48	I8	67	VAL
48	I8	68	GLU
48	I8	74	ARG
48	I8	82	ARG
49	J8	4	VAL
49	J8	19	GLN
49	J8	21	ARG
49	J8	25	LYS
49	J8	41	ARG
49	J8	52	ARG
49	J8	61	ARG
49	J8	74	VAL
49	J8	78	LYS
49	J8	80	LEU
49	J8	81	LYS
49	J8	82	LEU
49	J8	86	SER
49	J8	91	LYS
50	K8	3	LEU
50	K8	4	SER
50	K8	10	LEU
50	K8	16	LEU
50	K8	17	SER
50	K8	19	VAL
50	K8	24	LEU
50	K8	30	ARG
50	K8	32	LEU
50	K8	40	SER
50	K8	41	ILE

Continued on next page...

Continued from previous page...

Mol	Chain	Res	Type
50	K8	47	ASN
50	K8	48	HIS
50	K8	51	ARG
50	K8	53	LEU
50	K8	55	ARG
50	K8	62	THR
50	K8	64	LEU
50	K8	67	LYS
51	L8	3	ARG
51	L8	4	LEU
51	L8	6	VAL
51	L8	8	LEU
51	L8	9	VAL
51	L8	11	SER
51	L8	28	LEU
51	L8	31	LEU
51	L8	32	GLN
51	L8	37	LEU
51	L8	40	THR
51	L8	44	ARG
51	L8	54	VAL
51	L8	59	VAL
52	M8	31	ILE
52	M8	33	VAL
52	M8	34	GLU
52	M8	36	CYS
52	M8	37	SER
52	M8	38	LYS
52	M8	39	CYS
52	M8	42	PHE
52	M8	47	GLN
53	N8	3	LYS
53	N8	6	VAL
53	N8	11	THR
53	N8	16	ARG
53	N8	26	THR
53	N8	29	THR
53	N8	40	LYS
53	N8	44	THR
53	N8	46	CYS
54	P8	4	THR
54	P8	8	ASN

Continued on next page...

Continued from previous page...

Mol	Chain	Res	Type
54	P8	10	ARG
54	P8	14	LYS
54	P8	19	ARG
54	P8	41	ARG
54	P8	43	THR
55	Q8	4	MET
55	Q8	6	THR
55	Q8	8	LYS
55	Q8	14	VAL
55	Q8	26	LYS
55	Q8	35	GLN
55	Q8	46	ARG
55	Q8	49	VAL
55	Q8	58	ILE
55	Q8	59	LYS
55	Q8	60	LEU
2	12	19	HIS
2	12	23	ARG
2	12	24	TRP
2	12	31	TYR
2	12	32	ILE
2	12	36	ARG
2	12	40	HIS
2	12	52	GLU
2	12	53	ARG
2	12	55	PHE
2	12	61	LEU
2	12	80	ILE
2	12	87	ARG
2	12	96	ARG
2	12	107	THR
2	12	108	ILE
2	12	126	GLU
2	12	155	LEU
2	12	160	ASP
2	12	165	VAL
2	12	172	ILE
2	12	178	ARG
2	12	179	LYS
2	12	184	VAL
2	12	185	ILE
2	12	191	ASP

Continued on next page...

Continued from previous page...

Mol	Chain	Res	Type
2	12	193	ASP
2	12	196	LEU
2	12	212	GLN
2	12	220	ASP
2	12	221	LEU
3	22	4	LYS
3	22	11	ARG
3	22	16	ARG
3	22	18	TRP
3	22	29	TYR
3	22	34	LEU
3	22	40	ARG
3	22	43	LEU
3	22	47	LEU
3	22	48	TYR
3	22	55	VAL
3	22	58	GLU
3	22	76	VAL
3	22	86	VAL
3	22	89	GLU
3	22	90	GLU
3	22	91	LEU
3	22	94	LEU
3	22	97	LYS
3	22	127	ARG
3	22	128	PHE
3	22	131	ARG
3	22	166	GLU
3	22	167	TRP
3	22	179	ARG
3	22	182	ILE
3	22	192	THR
3	22	193	TYR
3	22	196	LEU
3	22	198	VAL
3	22	202	ILE
3	22	204	LEU
4	32	3	ARG
4	32	4	TYR
4	32	12	CYS
4	32	13	ARG
4	32	21	LEU

Continued on next page...

Continued from previous page...

Mol	Chain	Res	Type
4	32	25	ARG
4	32	34	GLU
4	32	35	ARG
4	32	36	ARG
4	32	58	LEU
4	32	61	LYS
4	32	66	ARG
4	32	71	SER
4	32	73	ARG
4	32	76	ARG
4	32	85	LYS
4	32	96	LEU
4	32	100	ARG
4	32	106	TYR
4	32	115	ARG
4	32	119	GLN
4	32	120	LEU
4	32	122	ARG
4	32	134	ASP
4	32	135	LEU
4	32	137	SER
4	32	155	LEU
4	32	157	LEU
4	32	162	LEU
4	32	168	ARG
4	32	176	LEU
4	32	184	LYS
4	32	186	LEU
4	32	187	ARG
4	32	191	ARG
4	32	196	LEU
4	32	200	GLU
4	32	204	ILE
5	42	6	PHE
5	42	10	MET
5	42	12	LEU
5	42	14	ARG
5	42	16	THR
5	42	26	PHE
5	42	40	ARG
5	42	47	LYS
5	42	51	VAL

Continued on next page...

Continued from previous page...

Mol	Chain	Res	Type
5	42	60	TYR
5	42	61	TYR
5	42	64	ARG
5	42	75	THR
5	42	78	HIS
5	42	79	GLU
5	42	83	GLU
5	42	87	SER
5	42	101	ILE
5	42	110	LEU
5	42	118	ILE
5	42	126	ARG
5	42	137	GLU
5	42	143	ARG
6	52	3	ARG
6	52	7	ASN
6	52	14	LEU
6	52	15	ASP
6	52	16	GLN
6	52	19	LEU
6	52	21	LEU
6	52	24	GLU
6	52	28	ARG
6	52	36	ARG
6	52	46	ARG
6	52	54	LYS
6	52	57	GLN
6	52	63	TYR
6	52	69	GLU
6	52	73	ASN
6	52	74	ASP
6	52	77	ARG
6	52	80	ARG
6	52	87	ARG
6	52	93	SER
7	62	9	VAL
7	62	11	GLN
7	62	13	GLN
7	62	22	LEU
7	62	32	ARG
7	62	38	LEU
7	62	45	ASP

Continued on next page...

Continued from previous page...

Mol	Chain	Res	Type
7	62	52	GLU
7	62	57	GLU
7	62	60	LYS
7	62	70	LYS
7	62	94	ARG
7	62	97	GLN
7	62	98	SER
7	62	104	LEU
7	62	114	ARG
7	62	115	ARG
7	62	131	LYS
7	62	137	LYS
7	62	138	LYS
7	62	142	GLU
7	62	143	ARG
7	62	144	MET
8	72	12	ARG
8	72	25	ASP
8	72	30	ARG
8	72	33	GLU
8	72	41	ARG
8	72	63	LEU
8	72	65	TYR
8	72	73	ASP
8	72	78	GLN
8	72	80	ILE
8	72	82	HIS
8	72	84	ARG
8	72	91	ARG
8	72	97	VAL
8	72	99	GLU
8	72	100	ILE
8	72	102	ARG
8	72	104	ARG
8	72	119	LEU
8	72	120	THR
8	72	125	ARG
8	72	138	TRP
9	82	7	THR
9	82	10	ARG
9	82	18	PHE
9	82	20	ARG

Continued on next page...

Continued from previous page...

Mol	Chain	Res	Type
9	82	27	THR
9	82	33	PHE
9	82	36	TYR
9	82	40	LEU
9	82	42	ARG
9	82	48	GLU
9	82	60	ASP
9	82	87	GLN
9	82	95	LYS
9	82	102	LEU
9	82	105	ASP
9	82	113	LYS
9	82	117	HIS
9	82	124	GLN
10	1A	13	HIS
10	1A	17	ASP
10	1A	48	THR
10	1A	55	LYS
10	1A	58	ASP
10	1A	59	SER
10	1A	62	HIS
10	1A	65	LEU
10	1A	70	ARG
10	1A	79	ARG
10	1A	84	GLN
10	1A	92	THR
11	2A	18	ARG
11	2A	29	ILE
11	2A	30	VAL
11	2A	31	THR
11	2A	75	TYR
11	2A	78	GLN
11	2A	81	ASP
11	2A	93	GLN
11	2A	95	ILE
11	2A	99	GLN
11	2A	103	LEU
11	2A	105	VAL
11	2A	109	VAL
11	2A	119	CYS
11	2A	126	ARG
12	3A	20	LYS

Continued on next page...

Continued from previous page...

Mol	Chain	Res	Type
12	3A	24	VAL
12	3A	27	LEU
12	3A	28	LYS
12	3A	33	ARG
12	3A	39	VAL
12	3A	41	ARG
12	3A	42	THR
12	3A	46	LYS
12	3A	54	LYS
12	3A	57	LYS
12	3A	60	LEU
12	3A	64	TYR
12	3A	70	ILE
12	3A	78	GLN
12	3A	79	GLU
12	3A	83	VAL
12	3A	84	LEU
12	3A	85	ILE
12	3A	89	ARG
12	3A	96	VAL
12	3A	100	ILE
12	3A	102	ARG
12	3A	104	VAL
12	3A	111	LYS
12	3A	117	ARG
13	4A	12	ASN
13	4A	13	LYS
13	4A	14	ARG
13	4A	20	THR
13	4A	32	GLU
13	4A	37	THR
13	4A	39	ILE
13	4A	47	ASP
13	4A	48	LEU
13	4A	56	LEU
13	4A	57	ARG
13	4A	62	ASN
13	4A	64	TRP
13	4A	66	LEU
13	4A	81	LEU
13	4A	86	CYS
13	4A	88	ARG

Continued on next page...

Continued from previous page...

Mol	Chain	Res	Type
13	4A	93	ARG
13	4A	96	LEU
13	4A	101	GLN
13	4A	103	THR
13	4A	108	ARG
13	4A	114	ARG
13	4A	115	LYS
13	4A	117	VAL
14	5A	7	ILE
14	5A	8	GLU
14	5A	16	PHE
14	5A	17	LYS
14	5A	22	THR
14	5A	24	CYS
14	5A	26	ARG
14	5A	29	ARG
14	5A	33	VAL
14	5A	41	ARG
14	5A	58	LYS
15	6A	3	ILE
15	6A	22	THR
15	6A	31	LEU
15	6A	39	LEU
15	6A	40	SER
15	6A	41	GLU
15	6A	47	LYS
15	6A	57	LEU
15	6A	65	ARG
15	6A	66	LEU
15	6A	84	LYS
15	6A	88	ARG
16	7A	6	LEU
16	7A	8	ARG
16	7A	21	VAL
16	7A	27	LYS
16	7A	35	LYS
16	7A	43	LYS
16	7A	49	LEU
16	7A	55	ARG
16	7A	57	ARG
16	7A	62	VAL
16	7A	65	GLN

Continued on next page...

Continued from previous page...

Mol	Chain	Res	Type
16	7A	67	THR
16	7A	74	LEU
16	7A	81	ARG
16	7A	82	GLN
16	7A	83	GLU
17	8A	24	GLU
17	8A	25	ARG
17	8A	26	GLN
17	8A	48	GLU
17	8A	60	ILE
17	8A	62	SER
17	8A	63	ARG
17	8A	68	ARG
17	8A	73	VAL
17	8A	74	LEU
17	8A	89	LEU
17	8A	90	ILE
18	9A	23	LYS
18	9A	26	LEU
18	9A	29	PHE
18	9A	32	ARG
18	9A	36	ASN
18	9A	42	ARG
18	9A	45	SER
18	9A	47	THR
18	9A	53	ARG
18	9A	69	THR
18	9A	72	ARG
18	9A	82	THR
18	9A	84	LYS
18	9A	86	VAL
19	AA	7	LYS
19	AA	12	ASP
19	AA	13	ASP
19	AA	15	LEU
19	AA	20	LEU
19	AA	21	GLU
19	AA	23	ASN
19	AA	33	THR
19	AA	35	SER
19	AA	57	HIS
19	AA	60	VAL

Continued on next page...

Continued from previous page...

Mol	Chain	Res	Type
20	BA	11	SER
20	BA	13	LEU
20	BA	19	SER
20	BA	24	LEU
20	BA	31	SER
20	BA	42	GLN
20	BA	58	LYS
20	BA	73	HIS
20	BA	74	LYS
20	BA	75	ASN
20	BA	84	LEU
20	BA	99	LEU
20	BA	105	SER
21	1B	10	ARG
28	79	15	ASP
28	79	18	LYS
28	79	42	GLU
28	79	47	LEU
28	79	49	ILE
28	79	50	ASP
28	79	168	THR
28	79	171	ILE
28	79	172	HIS
28	79	199	HIS
28	79	202	GLU
28	79	210	ARG
28	79	221	SER
28	79	223	ARG
29	19	13	ARG
29	19	23	GLU
29	19	24	ILE
29	19	26	LYS
29	19	27	THR
29	19	28	GLU
29	19	30	GLU
29	19	31	LYS
29	19	33	LEU
29	19	34	VAL
29	19	37	LEU
29	19	39	LYS
29	19	43	ARG
29	19	48	ARG

Continued on next page...

Continued from previous page...

Mol	Chain	Res	Type
29	19	49	ILE
29	19	61	LEU
29	19	64	ILE
29	19	68	LYS
29	19	69	ARG
29	19	72	LYS
29	19	88	ARG
29	19	89	SER
29	19	94	LEU
29	19	99	ASP
29	19	103	ARG
29	19	105	ILE
29	19	140	THR
29	19	141	VAL
29	19	145	VAL
29	19	147	LEU
29	19	169	GLU
29	19	182	LEU
29	19	192	THR
29	19	200	ASP
29	19	204	ILE
29	19	208	LYS
29	19	211	ARG
29	19	217	ARG
29	19	237	GLU
29	19	242	ARG
29	19	244	ARG
29	19	257	LEU
29	19	259	THR
29	19	260	ARG
29	19	263	ARG
29	19	268	ARG
29	19	271	ILE
30	29	1	MET
30	29	5	LEU
30	29	7	VAL
30	29	23	VAL
30	29	27	LEU
30	29	40	GLU
30	29	44	TYR
30	29	45	THR
30	29	48	GLN

Continued on next page...

Continued from previous page...

Mol	Chain	Res	Type
30	29	49	LEU
30	29	54	GLN
30	29	63	LEU
30	29	72	VAL
30	29	73	GLU
30	29	75	VAL
30	29	76	ARG
30	29	77	ILE
30	29	78	LEU
30	29	79	ARG
30	29	89	ASP
30	29	90	THR
30	29	100	GLU
30	29	111	ARG
30	29	117	MET
30	29	119	ARG
30	29	121	ASN
30	29	144	ARG
30	29	145	LYS
30	29	146	THR
30	29	149	ARG
30	29	154	LYS
30	29	164	ARG
30	29	175	VAL
30	29	178	GLU
30	29	181	LEU
30	29	182	LEU
30	29	197	ILE
30	29	201	THR
31	39	7	TYR
31	39	8	GLN
31	39	18	ARG
31	39	24	LEU
31	39	28	ILE
31	39	29	ASN
31	39	33	LEU
31	39	38	ARG
31	39	53	THR
31	39	57	VAL
31	39	68	LYS
31	39	72	ARG
31	39	82	ILE

Continued on next page...

Continued from previous page...

Mol	Chain	Res	Type
31	39	83	PHE
31	39	88	VAL
31	39	98	SER
31	39	105	VAL
31	39	110	LEU
31	39	112	MET
31	39	123	LEU
31	39	125	LEU
31	39	127	GLU
31	39	135	LYS
31	39	140	LEU
31	39	144	LYS
31	39	145	GLU
31	39	152	GLU
31	39	158	THR
31	39	161	GLU
31	39	165	ARG
31	39	169	ASN
31	39	181	LEU
31	39	190	GLU
31	39	191	ARG
31	39	193	VAL
31	39	194	MET
31	39	196	LEU
31	39	197	ASP
31	39	201	VAL
31	39	202	PHE
31	39	205	ARG
32	49	9	ARG
32	49	13	GLU
32	49	19	LEU
32	49	20	ILE
32	49	26	GLN
32	49	27	ASN
32	49	33	ARG
32	49	35	GLU
32	49	40	ASN
32	49	49	ASP
32	49	51	ARG
32	49	58	GLN
32	49	62	LEU
32	49	63	ILE

Continued on next page...

Continued from previous page...

Mol	Chain	Res	Type
32	49	75	LYS
32	49	76	SER
32	49	80	PHE
32	49	82	LEU
32	49	91	ARG
32	49	95	ARG
32	49	97	ASP
32	49	109	VAL
32	49	116	ASP
32	49	118	ARG
32	49	130	ASN
32	49	133	LEU
32	49	136	ARG
32	49	153	ARG
32	49	157	ILE
32	49	159	VAL
32	49	162	THR
32	49	165	THR
32	49	181	ARG
33	59	7	LEU
33	59	50	VAL
33	59	53	GLU
33	59	68	THR
33	59	71	LEU
33	59	77	LYS
33	59	148	ILE
33	59	157	TYR
33	59	164	TYR
33	59	171	LEU
34	69	1	MET
34	69	2	LYS
34	69	7	GLU
34	69	9	LEU
34	69	37	VAL
34	69	47	LEU
34	69	50	ARG
34	69	56	LYS
34	69	61	ARG
34	69	62	LYS
34	69	68	LEU
34	69	73	GLU
34	69	78	THR

Continued on next page...

Continued from previous page...

Mol	Chain	Res	Type
34	69	93	THR
34	69	105	HIS
34	69	109	ILE
34	69	114	LEU
34	69	117	GLU
34	69	118	LYS
34	69	125	GLU
34	69	127	VAL
34	69	131	LYS
34	69	135	GLU
34	69	136	VAL
34	69	141	LYS
34	69	142	VAL
34	69	145	VAL
35	15	4	TYR
35	15	5	VAL
35	15	9	VAL
35	15	12	ARG
35	15	15	LEU
35	15	28	THR
35	15	32	THR
35	15	33	LEU
35	15	34	LEU
35	15	41	ASP
35	15	42	TRP
35	15	43	THR
35	15	48	MET
35	15	58	ASP
35	15	59	LYS
35	15	61	ARG
35	15	63	THR
35	15	68	GLU
35	15	74	ARG
35	15	76	SER
35	15	85	ILE
35	15	87	LEU
35	15	90	MET
35	15	93	THR
35	15	94	HIS
35	15	99	LEU
35	15	104	LYS
35	15	127	ASP

Continued on next page...

Continued from previous page...

Mol	Chain	Res	Type
35	15	130	HIS
35	15	134	ARG
36	25	1	MET
36	25	5	GLN
36	25	8	LEU
36	25	9	GLU
36	25	10	VAL
36	25	14	THR
36	25	22	ILE
36	25	24	VAL
36	25	26	LYS
36	25	28	SER
36	25	49	ARG
36	25	52	VAL
36	25	64	ARG
36	25	78	ARG
36	25	86	ILE
36	25	87	ILE
36	25	94	ARG
36	25	97	ARG
36	25	104	ARG
36	25	107	ARG
36	25	113	LYS
36	25	117	LEU
37	35	6	LEU
37	35	7	ARG
37	35	15	ARG
37	35	19	VAL
37	35	21	ARG
37	35	41	ARG
37	35	45	LEU
37	35	55	ARG
37	35	59	LEU
37	35	64	LYS
37	35	67	MET
37	35	70	GLN
37	35	71	VAL
37	35	75	ILE
37	35	76	LYS
37	35	77	ARG
37	35	81	GLN
37	35	85	LEU

Continued on next page...

Continued from previous page...

Mol	Chain	Res	Type
37	35	91	PHE
37	35	98	GLU
37	35	105	LEU
37	35	110	TYR
37	35	112	LEU
37	35	114	ILE
37	35	121	LYS
37	35	132	LYS
37	35	133	SER
37	35	135	LEU
37	35	138	LEU
37	35	144	GLU
37	35	146	VAL
38	45	2	LEU
38	45	5	ARG
38	45	7	MET
38	45	10	ARG
38	45	11	LYS
38	45	14	ARG
38	45	16	ARG
38	45	18	LYS
38	45	21	THR
38	45	22	LYS
38	45	27	VAL
38	45	45	GLN
38	45	51	ARG
38	45	59	ARG
38	45	76	LYS
38	45	83	MET
38	45	103	MET
38	45	110	THR
38	45	118	LEU
38	45	132	VAL
38	45	134	ARG
38	45	135	ASP
38	45	137	TYR
38	45	138	ASP
38	45	139	GLU
39	55	2	ARG
39	55	6	SER
39	55	9	LYS
39	55	18	LEU

Continued on next page...

Continued from previous page...

Mol	Chain	Res	Type
39	55	28	LEU
39	55	29	LEU
39	55	33	ARG
39	55	44	LEU
39	55	54	LEU
39	55	57	ARG
39	55	63	ARG
39	55	64	ARG
39	55	65	LEU
39	55	66	VAL
39	55	67	LEU
39	55	74	LYS
39	55	79	LEU
39	55	81	ASP
39	55	88	ARG
39	55	105	ARG
39	55	107	ASP
39	55	117	VAL
40	65	3	ARG
40	65	8	GLU
40	65	12	PHE
40	65	17	ARG
40	65	19	LYS
40	65	20	ARG
40	65	21	THR
40	65	30	ARG
40	65	36	TYR
40	65	39	ILE
40	65	42	ASP
40	65	43	GLU
40	65	50	SER
40	65	52	SER
40	65	54	LEU
40	65	65	VAL
40	65	69	VAL
40	65	71	ARG
40	65	78	LEU
40	65	88	ASP
40	65	89	ARG
40	65	98	VAL
40	65	101	LEU
40	65	106	ARG

Continued on next page...

Continued from previous page...

Mol	Chain	Res	Type
40	65	107	GLU
40	65	111	GLU
41	75	6	LEU
41	75	8	LYS
41	75	13	ARG
41	75	15	VAL
41	75	17	THR
41	75	23	ARG
41	75	27	THR
41	75	28	VAL
41	75	30	VAL
41	75	36	GLU
41	75	40	THR
41	75	41	ARG
41	75	50	ILE
41	75	58	ASN
41	75	59	THR
41	75	62	THR
41	75	64	ARG
41	75	65	LYS
41	75	66	VAL
41	75	86	ILE
41	75	87	ASP
41	75	88	ILE
41	75	91	ARG
41	75	93	ARG
41	75	105	LEU
41	75	106	SER
41	75	107	ASP
41	75	110	ILE
41	75	111	ARG
41	75	112	ARG
41	75	115	ARG
41	75	128	GLU
41	75	129	ARG
41	75	133	GLU
42	85	3	ARG
42	85	5	LYS
42	85	17	ILE
42	85	20	LEU
42	85	27	LEU
42	85	34	LYS

Continued on next page...

Continued from previous page...

Mol	Chain	Res	Type
42	85	52	ARG
42	85	55	ARG
42	85	58	ARG
42	85	59	ARG
42	85	71	GLN
42	85	74	LEU
42	85	78	THR
42	85	85	LYS
42	85	92	ARG
42	85	94	ASN
42	85	97	ASP
42	85	109	LEU
42	85	112	ARG
42	85	114	LYS
43	95	7	THR
43	95	13	ARG
43	95	21	ARG
43	95	22	VAL
43	95	25	LEU
43	95	28	GLU
43	95	33	VAL
43	95	35	LEU
43	95	43	GLU
43	95	44	LYS
43	95	47	VAL
43	95	53	GLU
43	95	62	LEU
43	95	66	ARG
43	95	71	LEU
43	95	82	ARG
43	95	84	LYS
43	95	91	TYR
43	95	95	LEU
44	A5	6	ILE
44	A5	11	ARG
44	A5	15	ARG
44	A5	18	ARG
44	A5	20	VAL
44	A5	39	THR
44	A5	50	VAL
44	A5	51	LEU
44	A5	63	ASP

Continued on next page...

Continued from previous page...

Mol	Chain	Res	Type
44	A5	65	LEU
44	A5	70	TYR
44	A5	72	LYS
44	A5	76	VAL
44	A5	84	ARG
44	A5	92	ARG
44	A5	96	ILE
44	A5	100	THR
44	A5	106	ILE
44	A5	107	LEU
44	A5	110	LYS
44	A5	111	HIS
45	B5	23	GLU
45	B5	30	VAL
45	B5	36	LYS
45	B5	43	VAL
45	B5	52	VAL
45	B5	54	VAL
45	B5	56	THR
45	B5	63	LYS
45	B5	65	ARG
45	B5	69	TYR
45	B5	70	LEU
45	B5	73	ARG
45	B5	80	ILE
45	B5	81	VAL
45	B5	82	GLN
45	B5	90	GLU
46	C5	3	VAL
46	C5	6	HIS
46	C5	23	ARG
46	C5	24	VAL
46	C5	29	GLU
46	C5	31	LEU
46	C5	38	ILE
46	C5	40	GLU
46	C5	43	ASN
46	C5	55	TYR
46	C5	61	ILE
46	C5	62	GLU
46	C5	63	LYS
46	C5	67	LEU

Continued on next page...

Continued from previous page...

Mol	Chain	Res	Type
46	C5	71	LYS
46	C5	73	ARG
46	C5	76	CYS
46	C5	79	CYS
46	C5	84	ARG
46	C5	85	VAL
46	C5	86	ARG
46	C5	87	LYS
46	C5	89	PHE
46	C5	90	LEU
46	C5	94	LYS
46	C5	97	ARG
46	C5	98	VAL
46	C5	101	LYS
47	D5	5	LEU
47	D5	6	LYS
47	D5	16	SER
47	D5	18	LEU
47	D5	19	ARG
47	D5	24	LEU
47	D5	27	VAL
47	D5	33	LEU
47	D5	53	ILE
47	D5	56	VAL
47	D5	59	LEU
47	D5	70	LEU
47	D5	72	ARG
47	D5	73	GLN
47	D5	74	VAL
47	D5	76	LEU
47	D5	84	GLU
47	D5	87	ASP
47	D5	89	PHE
47	D5	93	ASP
47	D5	128	VAL
47	D5	129	SER
47	D5	161	VAL
47	D5	162	GLU
47	D5	165	VAL
47	D5	168	GLU
48	E5	12	ASN
48	E5	36	ILE

Continued on next page...

Continued from previous page...

Mol	Chain	Res	Type
48	E5	38	VAL
48	E5	43	THR
48	E5	46	LYS
48	E5	70	GLN
49	F5	2	SER
49	F5	3	LYS
49	F5	11	ARG
49	F5	17	SER
49	F5	27	GLU
49	F5	37	ILE
49	F5	38	SER
49	F5	40	ARG
49	F5	41	ARG
49	F5	52	ARG
49	F5	56	GLN
49	F5	57	GLU
49	F5	62	VAL
49	F5	72	GLU
49	F5	74	VAL
49	F5	76	ARG
49	F5	78	LYS
49	F5	90	ILE
49	F5	91	LYS
49	F5	95	LEU
50	G5	5	GLU
50	G5	10	LEU
50	G5	15	LYS
50	G5	16	LEU
50	G5	17	SER
50	G5	24	LEU
50	G5	26	ARG
50	G5	30	ARG
50	G5	34	GLU
50	G5	44	LEU
50	G5	46	GLN
50	G5	47	ASN
50	G5	48	HIS
50	G5	50	ILE
50	G5	53	LEU
50	G5	60	LEU
50	G5	62	THR
50	G5	64	LEU

Continued on next page...

Continued from previous page...

Mol	Chain	Res	Type
51	H5	5	LYS
51	H5	8	LEU
51	H5	17	LYS
51	H5	18	ASP
51	H5	24	LYS
51	H5	30	ARG
51	H5	35	ARG
51	H5	37	LEU
51	H5	44	ARG
51	H5	48	GLU
51	H5	54	VAL
51	H5	55	ARG
53	J5	6	VAL
53	J5	8	LYS
53	J5	9	LYS
53	J5	15	ARG
53	J5	16	ARG
53	J5	21	SER
53	J5	23	HIS
53	J5	25	LEU
53	J5	29	THR
53	J5	35	GLU
53	J5	44	THR
53	J5	55	ARG
54	L5	1	MET
54	L5	4	THR
54	L5	8	ASN
54	L5	36	GLN
54	L5	43	THR
55	M5	13	ARG
55	M5	15	LYS
55	M5	21	LYS
55	M5	29	LYS
55	M5	31	HIS
55	M5	32	LEU
55	M5	37	SER
55	M5	52	LYS
55	M5	57	ARG
55	M5	58	ILE
55	M5	59	LYS
55	M5	60	LEU
55	M5	62	LEU

Some sidechains can be flipped to improve hydrogen bonding and reduce clashes. All (30) such sidechains are listed below:

Mol	Chain	Res	Type
2	1E	16	HIS
2	1E	212	GLN
3	2E	6	HIS
4	3E	45	GLN
9	8E	3	GLN
29	11	112	GLN
29	11	227	ASN
29	11	253	GLN
30	21	60	ASN
31	31	160	ASN
32	41	79	ASN
35	58	128	HIS
38	88	13	GLN
44	E8	60	ASN
47	H8	85	HIS
47	H8	132	ASN
52	M8	47	GLN
2	12	19	HIS
2	12	40	HIS
4	32	123	HIS
9	82	23	ASN
9	82	124	GLN
10	1A	84	GLN
29	19	44	ASN
30	29	54	GLN
32	49	27	ASN
38	45	12	GLN
38	45	123	HIS
42	85	94	ASN
46	C5	6	HIS

5.3.3 RNA ⓘ

Mol	Chain	Analysed	Backbone Outliers	Pucker Outliers
1	13	1493/1519 (98%)	369 (24%)	38 (2%)
1	1G	1505/1519 (99%)	349 (23%)	37 (2%)
22	1K	68/76 (89%)	30 (44%)	5 (7%)
22	1L	64/76 (84%)	21 (32%)	4 (6%)
23	2K	76/77 (98%)	29 (38%)	1 (1%)
23	2L	76/77 (98%)	18 (23%)	2 (2%)

Continued on next page...

Continued from previous page...

Mol	Chain	Analysed	Backbone Outliers	Pucker Outliers
24	3K	67/76 (88%)	39 (58%)	4 (5%)
24	3L	69/76 (90%)	31 (44%)	2 (2%)
25	4K	19/27 (70%)	11 (57%)	2 (10%)
25	4L	18/27 (66%)	8 (44%)	2 (11%)
26	14	2847/2917 (97%)	762 (26%)	53 (1%)
26	1H	2878/2917 (98%)	709 (24%)	57 (1%)
27	16	121/122 (99%)	28 (23%)	2 (1%)
27	1J	121/122 (99%)	34 (28%)	2 (1%)
All	All	9422/9628 (97%)	2438 (25%)	211 (2%)

All (2438) RNA backbone outliers are listed below:

Mol	Chain	Res	Type
1	13	2	U
1	13	5	U
1	13	6	G
1	13	9	G
1	13	15	G
1	13	16	A
1	13	21	G
1	13	28	G
1	13	32	A
1	13	39	G
1	13	44	G
1	13	48	C
1	13	49	U
1	13	50	A
1	13	51	A
1	13	54	C
1	13	61	G
1	13	65	U
1	13	66	G
1	13	74	C
1	13	75	C
1	13	76	G
1	13	95	G
1	13	96	G
1	13	97	U
1	13	99	C
1	13	101	A
1	13	116	A
1	13	117	G

Continued on next page...

Continued from previous page...

Mol	Chain	Res	Type
1	13	121	C
1	13	122	G
1	13	131	C
1	13	142	G
1	13	143	A
1	13	144	G
1	13	147	G
1	13	150	C
1	13	151	A
1	13	153	C
1	13	160	A
1	13	162	A
1	13	163	C
1	13	169	C
1	13	172	A
1	13	173	U
1	13	174	C
1	13	186(F)	C
1	13	189	U
1	13	191(A)	G
1	13	191(E)	G
1	13	195	A
1	13	197	A
1	13	199	G
1	13	201	C
1	13	208	U
1	13	209	U
1	13	210	U
1	13	217	C
1	13	222	U
1	13	227	G
1	13	233	C
1	13	243	A
1	13	244	U
1	13	245	C
1	13	247	G
1	13	251	G
1	13	262	A
1	13	266	G
1	13	267	C
1	13	273	A
1	13	274	A

Continued on next page...

Continued from previous page...

Mol	Chain	Res	Type
1	13	288	A
1	13	289	G
1	13	304	U
1	13	316	G
1	13	317	G
1	13	321	A
1	13	328	C
1	13	330	C
1	13	332	G
1	13	343	U
1	13	344	A
1	13	345	C
1	13	346	G
1	13	347	G
1	13	351	G
1	13	352	C
1	13	353	A
1	13	354	G
1	13	357	G
1	13	367	U
1	13	372	C
1	13	383	A
1	13	388	G
1	13	390	C
1	13	396	G
1	13	397	A
1	13	398	C
1	13	406	G
1	13	410	G
1	13	411	A
1	13	412	A
1	13	414	A
1	13	417	C
1	13	418	C
1	13	421	U
1	13	423	G
1	13	424	G
1	13	429	U
1	13	430	A
1	13	438	G
1	13	451	A
1	13	466	C

Continued on next page...

Continued from previous page...

Mol	Chain	Res	Type
1	13	467	G
1	13	485	G
1	13	487	A
1	13	496	A
1	13	497	U
1	13	505	G
1	13	509	A
1	13	510	A
1	13	511	C
1	13	513	C
1	13	518	C
1	13	521	G
1	13	524	G
1	13	527	G
1	13	531	U
1	13	532	A
1	13	533	A
1	13	534	U
1	13	536	C
1	13	547	A
1	13	559	A
1	13	561	U
1	13	562	C
1	13	564	C
1	13	572	A
1	13	573	A
1	13	576	G
1	13	577	G
1	13	582	U
1	13	596	C
1	13	607	A
1	13	618	C
1	13	619	U
1	13	620	C
1	13	630	G
1	13	631	G
1	13	632	A
1	13	633	G
1	13	639	G
1	13	653	A
1	13	661	G
1	13	665	A

Continued on next page...

Continued from previous page...

Mol	Chain	Res	Type
1	13	666	G
1	13	687	A
1	13	688	G
1	13	704	A
1	13	723	U
1	13	728	A
1	13	734	G
1	13	749	C
1	13	750	G
1	13	753	A
1	13	755	G
1	13	774	G
1	13	777	A
1	13	787	A
1	13	792	A
1	13	794	A
1	13	796	C
1	13	806	C
1	13	812	C
1	13	813	U
1	13	815	A
1	13	817	C
1	13	821	G
1	13	828	A
1	13	836	G
1	13	841	U
1	13	842	C
1	13	843	U
1	13	848	C
1	13	859	A
1	13	864	A
1	13	870	U
1	13	871	U
1	13	872	A
1	13	874	G
1	13	876	G
1	13	877	C
1	13	884	U
1	13	885	G
1	13	888	G
1	13	902	G
1	13	914	A

Continued on next page...

Continued from previous page...

Mol	Chain	Res	Type
1	13	916	G
1	13	922	G
1	13	926	G
1	13	927	G
1	13	934	C
1	13	935	A
1	13	936	C
1	13	960	U
1	13	965	A
1	13	968	A
1	13	969	A
1	13	971	G
1	13	974	A
1	13	975	A
1	13	976	G
1	13	977	A
1	13	979	C
1	13	983	A
1	13	993	G
1	13	998	G
1	13	999	U
1	13	1004	A
1	13	1006	C
1	13	1007	C
1	13	1008	C
1	13	1009	G
1	13	1012	U
1	13	1016	A
1	13	1017	G
1	13	1021	G
1	13	1024	G
1	13	1025	U
1	13	1026	G
1	13	1028	C
1	13	1028(A)	C
1	13	1028(B)	C
1	13	1029	G
1	13	1030	C
1	13	1031	G
1	13	1032	A
1	13	1032(A)	G
1	13	1032(B)	G

Continued on next page...

Continued from previous page...

Mol	Chain	Res	Type
1	13	1033	G
1	13	1035	A
1	13	1037	C
1	13	1039	C
1	13	1040	U
1	13	1042	G
1	13	1046	A
1	13	1051	C
1	13	1053	G
1	13	1054	C
1	13	1055	A
1	13	1058	G
1	13	1061	G
1	13	1065	U
1	13	1066	C
1	13	1081	G
1	13	1089	G
1	13	1094	G
1	13	1095	U
1	13	1101	A
1	13	1113	C
1	13	1120	G
1	13	1125	U
1	13	1126	U
1	13	1127	G
1	13	1129	C
1	13	1130	A
1	13	1131	G
1	13	1132	C
1	13	1136	U
1	13	1137	C
1	13	1138	G
1	13	1139	G
1	13	1146	A
1	13	1151	A
1	13	1152	A
1	13	1154	G
1	13	1155	G
1	13	1157	A
1	13	1158	C
1	13	1159	U
1	13	1160	G

Continued on next page...

Continued from previous page...

Mol	Chain	Res	Type
1	13	1171	G
1	13	1177	G
1	13	1181	G
1	13	1182	G
1	13	1184	G
1	13	1188	A
1	13	1189	C
1	13	1190	G
1	13	1191	A
1	13	1196	U
1	13	1197	G
1	13	1201	A
1	13	1202	G
1	13	1211	U
1	13	1212	U
1	13	1213	A
1	13	1225	A
1	13	1227	A
1	13	1230	C
1	13	1236	A
1	13	1238	A
1	13	1239	A
1	13	1240	U
1	13	1241	G
1	13	1250	A
1	13	1253	G
1	13	1256	A
1	13	1257	U
1	13	1258	G
1	13	1272	G
1	13	1275	A
1	13	1278	U
1	13	1279	A
1	13	1280	A
1	13	1281	U
1	13	1286	A
1	13	1287	A
1	13	1288	A
1	13	1290	G
1	13	1292	U
1	13	1299	A
1	13	1300	G

Continued on next page...

Continued from previous page...

Mol	Chain	Res	Type
1	13	1301	U
1	13	1302	U
1	13	1303	C
1	13	1307	U
1	13	1320	C
1	13	1323	G
1	13	1331	G
1	13	1336	C
1	13	1337	G
1	13	1338	G
1	13	1340	A
1	13	1346	A
1	13	1347	G
1	13	1350	A
1	13	1353	G
1	13	1362(A)	C
1	13	1363	A
1	13	1368	G
1	13	1370	G
1	13	1377	A
1	13	1378	C
1	13	1397	C
1	13	1398	A
1	13	1401	G
1	13	1406	U
1	13	1419	G
1	13	1442	G
1	13	1443	G
1	13	1446	A
1	13	1450	U
1	13	1451	A
1	13	1452	C
1	13	1453	G
1	13	1487	G
1	13	1492	A
1	13	1497	G
1	13	1499	A
1	13	1502	A
1	13	1504	G
1	13	1505	G
1	13	1506	U
1	13	1507	A

Continued on next page...

Continued from previous page...

Mol	Chain	Res	Type
1	13	1517	G
1	13	1529	G
1	13	1530	G
1	13	1534	A
22	1K	4	U
22	1K	6	G
22	1K	7	U
22	1K	9	A
22	1K	11	C
22	1K	13	C
22	1K	14	A
22	1K	15	G
22	1K	18	G
22	1K	22	G
22	1K	26	A
22	1K	29	U
22	1K	45	G
22	1K	48	C
22	1K	49	G
22	1K	50	C
22	1K	51	A
22	1K	56	C
22	1K	60	U
22	1K	61	C
22	1K	63	U
22	1K	68	G
22	1K	69	A
22	1K	70	C
22	1K	71	C
22	1K	72	C
22	1K	73	A
22	1K	74	C
22	1K	75	C
22	1K	76	A
23	2K	2	G
23	2K	6	G
23	2K	9	G
23	2K	13	C
23	2K	14	A
23	2K	15	G
23	2K	16	C
23	2K	17	C

Continued on next page...

Continued from previous page...

Mol	Chain	Res	Type
23	2K	19	G
23	2K	20	G
23	2K	21	U
23	2K	22	A
23	2K	23	G
23	2K	30	G
23	2K	31	G
23	2K	32	G
23	2K	38	A
23	2K	44	A
23	2K	48	U
23	2K	49	C
23	2K	50	G
23	2K	51	U
23	2K	53	G
23	2K	55	5MU
23	2K	57	C
23	2K	61	U
23	2K	62	C
23	2K	73	A
23	2K	77	A
24	3K	2	G
24	3K	3	G
24	3K	4	U
24	3K	5	C
24	3K	7	U
24	3K	8	U
24	3K	9	A
24	3K	10	G
24	3K	11	C
24	3K	14	A
24	3K	15	G
24	3K	23	A
24	3K	24	G
24	3K	26	A
24	3K	27	G
24	3K	34	U
24	3K	35	U
24	3K	37	A
24	3K	39	U
24	3K	40	C
24	3K	44	U

Continued on next page...

Continued from previous page...

Mol	Chain	Res	Type
24	3K	45	G
24	3K	46	G
24	3K	49	G
24	3K	51	A
24	3K	52	G
24	3K	55	U
24	3K	56	C
24	3K	57	G
24	3K	59	A
24	3K	60	U
24	3K	62	C
24	3K	65	C
24	3K	66	A
24	3K	67	C
24	3K	71	C
24	3K	72	C
24	3K	73	A
24	3K	76	A
25	4K	7	G
25	4K	8	A
25	4K	9	G
25	4K	10	G
25	4K	12	A
25	4K	13	A
25	4K	14	A
25	4K	15	A
25	4K	23	A
25	4K	24	A
25	4K	25	A
26	1H	9	U
26	1H	11	G
26	1H	12	U
26	1H	14	A
26	1H	15	G
26	1H	34	C
26	1H	35	G
26	1H	36	G
26	1H	43	G
26	1H	46	C
26	1H	51	G
26	1H	63	U
26	1H	66	C

Continued on next page...

Continued from previous page...

Mol	Chain	Res	Type
26	1H	71	A
26	1H	72	U
26	1H	74	A
26	1H	75	G
26	1H	85	G
26	1H	118	A
26	1H	119	A
26	1H	120	U
26	1H	125	G
26	1H	126	A
26	1H	138	G
26	1H	140	A
26	1H	155	C
26	1H	163	U
26	1H	164	U
26	1H	171	G
26	1H	174	C
26	1H	181	A
26	1H	188	G
26	1H	196	A
26	1H	197	A
26	1H	199	A
26	1H	201	C
26	1H	213	A
26	1H	214	G
26	1H	215	G
26	1H	216	A
26	1H	217	G
26	1H	221	A
26	1H	222	A
26	1H	223	A
26	1H	224	G
26	1H	228	A
26	1H	229	A
26	1H	248	G
26	1H	250	G
26	1H	252	G
26	1H	266	G
26	1H	269	U
26	1H	270(E)	G
26	1H	270(K)	C
26	1H	270(L)	U

Continued on next page...

Continued from previous page...

Mol	Chain	Res	Type
26	1H	270(M)	U
26	1H	270(N)	G
26	1H	270(O)	U
26	1H	270(P)	C
26	1H	270(R)	G
26	1H	271(C)	U
26	1H	271	G
26	1H	274	G
26	1H	275	G
26	1H	277	C
26	1H	278	A
26	1H	295	G
26	1H	299	A
26	1H	308	G
26	1H	311	A
26	1H	323	G
26	1H	324	A
26	1H	326	G
26	1H	329	G
26	1H	330	A
26	1H	331	A
26	1H	335	C
26	1H	340	A
26	1H	346	A
26	1H	352	G
26	1H	353	G
26	1H	357	A
26	1H	363	G
26	1H	363(A)	A
26	1H	370	G
26	1H	372	G
26	1H	375	C
26	1H	380	U
26	1H	382	G
26	1H	386	G
26	1H	389	G
26	1H	396	G
26	1H	405	U
26	1H	407	G
26	1H	411	G
26	1H	418	G
26	1H	427	U

Continued on next page...

Continued from previous page...

Mol	Chain	Res	Type
26	1H	428	A
26	1H	436	C
26	1H	443	A
26	1H	444	C
26	1H	448	U
26	1H	455	C
26	1H	470	A
26	1H	471	A
26	1H	481	G
26	1H	482	A
26	1H	485	C
26	1H	489	G
26	1H	494	G
26	1H	501	A
26	1H	505	A
26	1H	508	G
26	1H	509	C
26	1H	529	A
26	1H	530	G
26	1H	531	C
26	1H	532	A
26	1H	533	G
26	1H	546	C
26	1H	548	A
26	1H	549	G
26	1H	563	G
26	1H	567	A
26	1H	573	G
26	1H	575	A
26	1H	588	U
26	1H	603	A
26	1H	604	G
26	1H	607	U
26	1H	614	U
26	1H	615	G
26	1H	617	G
26	1H	621	A
26	1H	622	G
26	1H	627	A
26	1H	632	A
26	1H	637	A
26	1H	645	C

Continued on next page...

Continued from previous page...

Mol	Chain	Res	Type
26	1H	646	A
26	1H	647	G
26	1H	654	A
26	1H	654(A)	A
26	1H	654(D)	G
26	1H	654(O)	G
26	1H	654(Q)	C
26	1H	654(R)	C
26	1H	654(S)	G
26	1H	654(T)	A
26	1H	654(V)	A
26	1H	664	C
26	1H	669	G
26	1H	677	A
26	1H	678	C
26	1H	686	G
26	1H	689	A
26	1H	695	G
26	1H	699	A
26	1H	717	G
26	1H	730	C
26	1H	731	C
26	1H	745	G
26	1H	762	U
26	1H	764	A
26	1H	765	G
26	1H	776	G
26	1H	782	A
26	1H	784	A
26	1H	785	G
26	1H	787	U
26	1H	790	C
26	1H	792	G
26	1H	800	A
26	1H	805	G
26	1H	812	C
26	1H	824	A
26	1H	827	U
26	1H	828	U
26	1H	830	G
26	1H	832	G
26	1H	836	G

Continued on next page...

Continued from previous page...

Mol	Chain	Res	Type
26	1H	845	G
26	1H	846	C
26	1H	847	U
26	1H	853	G
26	1H	855	G
26	1H	858	U
26	1H	859	G
26	1H	860	U
26	1H	866	A
26	1H	879	G
26	1H	882	G
26	1H	894	C
26	1H	898	C
26	1H	899	A
26	1H	900	A
26	1H	901	A
26	1H	902	C
26	1H	904	C
26	1H	906	G
26	1H	907	U
26	1H	910	A
26	1H	917	A
26	1H	918	A
26	1H	925	C
26	1H	932	G
26	1H	938	G
26	1H	941	A
26	1H	945	A
26	1H	946	G
26	1H	947	G
26	1H	952	G
26	1H	953	A
26	1H	958	U
26	1H	959	A
26	1H	961	C
26	1H	968	G
26	1H	974	G
26	1H	974(A)	C
26	1H	980	A
26	1H	983	A
26	1H	995	C
26	1H	996	A

Continued on next page...

Continued from previous page...

Mol	Chain	Res	Type
26	1H	997	G
26	1H	998	C
26	1H	1003	G
26	1H	1005	C
26	1H	1011	G
26	1H	1012	U
26	1H	1013	C
26	1H	1018	C
26	1H	1020	A
26	1H	1022	G
26	1H	1023	U
26	1H	1025	G
26	1H	1026	U
26	1H	1027	A
26	1H	1032	A
26	1H	1033	U
26	1H	1045	A
26	1H	1046	A
26	1H	1047	G
26	1H	1054	A
26	1H	1057	A
26	1H	1058	U
26	1H	1060	U
26	1H	1061	U
26	1H	1062	G
26	1H	1066	U
26	1H	1067	A
26	1H	1068	G
26	1H	1070	A
26	1H	1071	G
26	1H	1072	C
26	1H	1076	C
26	1H	1077	A
26	1H	1082	U
26	1H	1085	A
26	1H	1087	G
26	1H	1088	A
26	1H	1090	U
26	1H	1095	A
26	1H	1096	A
26	1H	1097	U
26	1H	1098	A

Continued on next page...

Continued from previous page...

Mol	Chain	Res	Type
26	1H	1104	C
26	1H	1106	G
26	1H	1111	A
26	1H	1112	G
26	1H	1117	G
26	1H	1121	C
26	1H	1122	G
26	1H	1126	A
26	1H	1129	A
26	1H	1130	U
26	1H	1135	C
26	1H	1136	G
26	1H	1139	G
26	1H	1142	U
26	1H	1142(A)	A
26	1H	1149	G
26	1H	1171	G
26	1H	1176	G
26	1H	1177	A
26	1H	1178	C
26	1H	1179	C
26	1H	1195	G
26	1H	1198	U
26	1H	1204	A
26	1H	1205	U
26	1H	1206	G
26	1H	1210	A
26	1H	1211	U
26	1H	1218	C
26	1H	1220	A
26	1H	1225	C
26	1H	1237	A
26	1H	1244	G
26	1H	1250	G
26	1H	1253	A
26	1H	1254	A
26	1H	1256	G
26	1H	1268	A
26	1H	1271	G
26	1H	1272	A
26	1H	1274	A
26	1H	1277	G

Continued on next page...

Continued from previous page...

Mol	Chain	Res	Type
26	1H	1280	G
26	1H	1292	U
26	1H	1297	C
26	1H	1300	U
26	1H	1301	A
26	1H	1305	C
26	1H	1310	G
26	1H	1329	U
26	1H	1332	G
26	1H	1338	G
26	1H	1342	A
26	1H	1344	G
26	1H	1345	C
26	1H	1348	G
26	1H	1349	A
26	1H	1359	A
26	1H	1360	A
26	1H	1365	A
26	1H	1369	G
26	1H	1370	C
26	1H	1379	A
26	1H	1384	A
26	1H	1385	G
26	1H	1386	C
26	1H	1388	G
26	1H	1389	G
26	1H	1390	U
26	1H	1391	U
26	1H	1397	U
26	1H	1407	C
26	1H	1416	G
26	1H	1417	C
26	1H	1420	U
26	1H	1421	G
26	1H	1422	G
26	1H	1428	C
26	1H	1444(A)	A
26	1H	1449	A
26	1H	1449(A)	G
26	1H	1453	A
26	1H	1454	U
26	1H	1456	G

Continued on next page...

Continued from previous page...

Mol	Chain	Res	Type
26	1H	1458	C
26	1H	1459	G
26	1H	1460	A
26	1H	1461	G
26	1H	1467	C
26	1H	1469	A
26	1H	1470	G
26	1H	1471	A
26	1H	1472	A
26	1H	1483	G
26	1H	1486	A
26	1H	1490	A
26	1H	1492	G
26	1H	1493	C
26	1H	1494	A
26	1H	1497	U
26	1H	1500	G
26	1H	1506	C
26	1H	1507	A
26	1H	1508	A
26	1H	1509	C
26	1H	1510	A
26	1H	1511	A
26	1H	1517	G
26	1H	1520	U
26	1H	1526	G
26	1H	1534	G
26	1H	1535	U
26	1H	1536	A
26	1H	1537	C
26	1H	1538	G
26	1H	1539	G
26	1H	1540	G
26	1H	1543	A
26	1H	1545	A
26	1H	1547	C
26	1H	1548	C
26	1H	1552	G
26	1H	1554	A
26	1H	1558	A
26	1H	1559	G
26	1H	1560	G

Continued on next page...

Continued from previous page...

Mol	Chain	Res	Type
26	1H	1566	A
26	1H	1569	A
26	1H	1578	U
26	1H	1580	A
26	1H	1585	C
26	1H	1586	A
26	1H	1587	A
26	1H	1594	G
26	1H	1608	A
26	1H	1609	A
26	1H	1610	A
26	1H	1617	C
26	1H	1639	U
26	1H	1640	C
26	1H	1641	A
26	1H	1645	G
26	1H	1647	G
26	1H	1648	C
26	1H	1651	G
26	1H	1658	C
26	1H	1664	A
26	1H	1674	G
26	1H	1679	U
26	1H	1684	C
26	1H	1685	C
26	1H	1699	G
26	1H	1706	U
26	1H	1707	G
26	1H	1726	G
26	1H	1728	G
26	1H	1730	U
26	1H	1731	G
26	1H	1733	G
26	1H	1756	G
26	1H	1758	G
26	1H	1760	A
26	1H	1764	G
26	1H	1773	A
26	1H	1779	U
26	1H	1782	C
26	1H	1791	A
26	1H	1799	G

Continued on next page...

Continued from previous page...

Mol	Chain	Res	Type
26	1H	1800	C
26	1H	1801	G
26	1H	1802	A
26	1H	1816	G
26	1H	1819	A
26	1H	1828	G
26	1H	1829	A
26	1H	1831	G
26	1H	1835	G
26	1H	1836	C
26	1H	1840	G
26	1H	1847	A
26	1H	1859	A
26	1H	1869	G
26	1H	1870	C
26	1H	1878	G
26	1H	1887	C
26	1H	1889	A
26	1H	1899	G
26	1H	1900	A
26	1H	1901	A
26	1H	1904	G
26	1H	1906	G
26	1H	1910	G
26	1H	1913	A
26	1H	1914	C
26	1H	1918	A
26	1H	1919	A
26	1H	1926	U
26	1H	1929	G
26	1H	1930	G
26	1H	1931	U
26	1H	1938	A
26	1H	1951	U
26	1H	1952	A
26	1H	1955	U
26	1H	1963	U
26	1H	1965	C
26	1H	1967	C
26	1H	1968	G
26	1H	1969	A
26	1H	1970	A

Continued on next page...

Continued from previous page...

Mol	Chain	Res	Type
26	1H	1971	A
26	1H	1972	A
26	1H	1982	C
26	1H	1986	A
26	1H	1992	G
26	1H	1993	U
26	1H	2001	A
26	1H	2016	U
26	1H	2020	A
26	1H	2021	C
26	1H	2023	G
26	1H	2031	A
26	1H	2033	A
26	1H	2035	G
26	1H	2043	C
26	1H	2047	U
26	1H	2048	G
26	1H	2049	G
26	1H	2054	A
26	1H	2055	C
26	1H	2056	G
26	1H	2060	A
26	1H	2061	G
26	1H	2062	A
26	1H	2066	C
26	1H	2069	G
26	1H	2072	G
26	1H	2077	A
26	1H	2078	C
26	1H	2099	U
26	1H	2108	C
26	1H	2111	C
26	1H	2113	U
26	1H	2114	A
26	1H	2116	G
26	1H	2117	A
26	1H	2119	A
26	1H	2124	G
26	1H	2126	A
26	1H	2127	G
26	1H	2128	C
26	1H	2131	G

Continued on next page...

Continued from previous page...

Mol	Chain	Res	Type
26	1H	2132	U
26	1H	2133	G
26	1H	2134	A
26	1H	2135	A
26	1H	2136	C
26	1H	2138	C
26	1H	2139	C
26	1H	2144	U
26	1H	2145	C
26	1H	2147	G
26	1H	2148	G
26	1H	2156	G
26	1H	2157	G
26	1H	2158	A
26	1H	2161	C
26	1H	2162	G
26	1H	2165	G
26	1H	2166	G
26	1H	2168	G
26	1H	2170	A
26	1H	2171	A
26	1H	2173	A
26	1H	2175	C
26	1H	2176	A
26	1H	2177	C
26	1H	2181	G
26	1H	2189	U
26	1H	2190	G
26	1H	2192	G
26	1H	2198	A
26	1H	2210	G
26	1H	2211	G
26	1H	2212	A
26	1H	2215	G
26	1H	2225	A
26	1H	2226	C
26	1H	2236	C
26	1H	2238	G
26	1H	2239	G
26	1H	2240	C
26	1H	2267	A
26	1H	2273	A

Continued on next page...

Continued from previous page...

Mol	Chain	Res	Type
26	1H	2275	C
26	1H	2280	G
26	1H	2281	C
26	1H	2283	C
26	1H	2285	C
26	1H	2286	A
26	1H	2287	A
26	1H	2307	G
26	1H	2308	G
26	1H	2310	A
26	1H	2314	C
26	1H	2315	G
26	1H	2320	A
26	1H	2321	G
26	1H	2324	C
26	1H	2325	G
26	1H	2326	C
26	1H	2327	A
26	1H	2334	G
26	1H	2335	A
26	1H	2336	A
26	1H	2343	C
26	1H	2346	A
26	1H	2347	C
26	1H	2348	U
26	1H	2350	C
26	1H	2360	A
26	1H	2372	G
26	1H	2376	A
26	1H	2377	A
26	1H	2383	G
26	1H	2385	C
26	1H	2388	A
26	1H	2389	G
26	1H	2395	C
26	1H	2402	C
26	1H	2405	G
26	1H	2406	U
26	1H	2408	U
26	1H	2410	G
26	1H	2414	G
26	1H	2418	A

Continued on next page...

Continued from previous page...

Mol	Chain	Res	Type
26	1H	2422	A
26	1H	2423	U
26	1H	2425	A
26	1H	2428	G
26	1H	2429	G
26	1H	2430	A
26	1H	2434	A
26	1H	2435	A
26	1H	2439	A
26	1H	2440	C
26	1H	2441	C
26	1H	2448	A
26	1H	2449	U
26	1H	2464	C
26	1H	2468	G
26	1H	2469	A
26	1H	2476	A
26	1H	2477	C
26	1H	2478	A
26	1H	2482	G
26	1H	2484	G
26	1H	2496	C
26	1H	2502	G
26	1H	2505	G
26	1H	2506	U
26	1H	2518	A
26	1H	2525	G
26	1H	2529	G
26	1H	2531	A
26	1H	2553	G
26	1H	2554	U
26	1H	2563	U
26	1H	2566	A
26	1H	2567	G
26	1H	2582	G
26	1H	2593	U
26	1H	2594	C
26	1H	2595	G
26	1H	2600	A
26	1H	2602	A
26	1H	2608	G
26	1H	2609	U

Continued on next page...

Continued from previous page...

Mol	Chain	Res	Type
26	1H	2611	U
26	1H	2612	C
26	1H	2629	A
26	1H	2632	A
26	1H	2636	U
26	1H	2641	G
26	1H	2654	A
26	1H	2660	A
26	1H	2663	G
26	1H	2665	A
26	1H	2666	C
26	1H	2673	G
26	1H	2679	A
26	1H	2689	U
26	1H	2702	U
26	1H	2703	C
26	1H	2705	A
26	1H	2707	G
26	1H	2712(A)	A
26	1H	2713	A
26	1H	2714	G
26	1H	2719	G
26	1H	2721	A
26	1H	2726	U
26	1H	2733	A
26	1H	2742	C
26	1H	2744	G
26	1H	2749	A
26	1H	2757	A
26	1H	2764	A
26	1H	2765	A
26	1H	2766	G
26	1H	2777	G
26	1H	2778	A
26	1H	2779	U
26	1H	2780	G
26	1H	2781	A
26	1H	2789	C
26	1H	2790	A
26	1H	2791	C
26	1H	2793	G
26	1H	2795	G

Continued on next page...

Continued from previous page...

Mol	Chain	Res	Type
26	1H	2797	U
26	1H	2798	C
26	1H	2801	A
26	1H	2803	C
26	1H	2808	U
26	1H	2813	A
26	1H	2818	G
26	1H	2820	A
26	1H	2821	A
26	1H	2830	G
26	1H	2833	G
26	1H	2834	G
26	1H	2835	A
26	1H	2848	G
26	1H	2849	U
26	1H	2872	G
26	1H	2875	C
26	1H	2884	U
26	1H	2885	C
26	1H	2886	G
26	1H	2891	G
26	1H	2892	A
26	1H	2894	G
26	1H	2895	U
27	16	0	A
27	16	3	C
27	16	5	C
27	16	7	G
27	16	12	C
27	16	13	A
27	16	15	A
27	16	16	G
27	16	25	A
27	16	33	G
27	16	38	C
27	16	42	C
27	16	44	G
27	16	45	A
27	16	47	C
27	16	48	A
27	16	56	G
27	16	65	C

Continued on next page...

Continued from previous page...

Mol	Chain	Res	Type
27	16	70	C
27	16	73	A
27	16	74	U
27	16	75	G
27	16	88	C
27	16	98	G
27	16	105	G
27	16	109	G
27	16	116	G
27	16	118	G
1	1G	5	U
1	1G	7	G
1	1G	9	G
1	1G	16	A
1	1G	26	A
1	1G	31	G
1	1G	32	A
1	1G	39	G
1	1G	44	G
1	1G	47	C
1	1G	48	C
1	1G	50	A
1	1G	51	A
1	1G	65	U
1	1G	81	G
1	1G	82	U
1	1G	88	C
1	1G	90	C
1	1G	91	C
1	1G	96	G
1	1G	101	A
1	1G	105	G
1	1G	115	G
1	1G	116	A
1	1G	121	C
1	1G	131	C
1	1G	162	A
1	1G	163	C
1	1G	174	C
1	1G	180	U
1	1G	182	U
1	1G	185	A

Continued on next page...

Continued from previous page...

Mol	Chain	Res	Type
1	1G	186(F)	C
1	1G	189	U
1	1G	190	G
1	1G	191(A)	G
1	1G	191(D)	U
1	1G	195	A
1	1G	197	A
1	1G	209	U
1	1G	210	U
1	1G	216	G
1	1G	227	G
1	1G	231	G
1	1G	240	C
1	1G	247	G
1	1G	251	G
1	1G	252	U
1	1G	266	G
1	1G	267	C
1	1G	274	A
1	1G	280	C
1	1G	281	G
1	1G	289	G
1	1G	298	A
1	1G	321	A
1	1G	328	C
1	1G	329	A
1	1G	332	G
1	1G	346	G
1	1G	347	G
1	1G	350	G
1	1G	351	G
1	1G	352	C
1	1G	353	A
1	1G	354	G
1	1G	356	A
1	1G	366	C
1	1G	367	U
1	1G	372	C
1	1G	388	G
1	1G	396	G
1	1G	397	A
1	1G	398	C

Continued on next page...

Continued from previous page...

Mol	Chain	Res	Type
1	1G	406	G
1	1G	412	A
1	1G	413	G
1	1G	414	A
1	1G	419	C
1	1G	422	C
1	1G	423	G
1	1G	424	G
1	1G	429	U
1	1G	430	A
1	1G	439	A
1	1G	442	C
1	1G	452	A
1	1G	465	A
1	1G	466	C
1	1G	467	G
1	1G	475	G
1	1G	482	A
1	1G	484	G
1	1G	485	G
1	1G	486	U
1	1G	496	A
1	1G	497	U
1	1G	498	A
1	1G	500	G
1	1G	505	G
1	1G	509	A
1	1G	510	A
1	1G	511	C
1	1G	518	C
1	1G	521	G
1	1G	527	G
1	1G	531	U
1	1G	532	A
1	1G	533	A
1	1G	536	C
1	1G	537	G
1	1G	544	G
1	1G	547	A
1	1G	559	A
1	1G	561	U
1	1G	562	C

Continued on next page...

Continued from previous page...

Mol	Chain	Res	Type
1	1G	564	C
1	1G	572	A
1	1G	573	A
1	1G	576	G
1	1G	577	G
1	1G	581	G
1	1G	587	G
1	1G	597	G
1	1G	607	A
1	1G	608	A
1	1G	614	A
1	1G	615	C
1	1G	630	G
1	1G	631	G
1	1G	632	A
1	1G	633	G
1	1G	653	A
1	1G	654	G
1	1G	665	A
1	1G	666	G
1	1G	687	A
1	1G	688	G
1	1G	723	U
1	1G	724	G
1	1G	728	A
1	1G	731	G
1	1G	746	A
1	1G	749	C
1	1G	750	G
1	1G	769	G
1	1G	770	C
1	1G	777	A
1	1G	778	G
1	1G	780	A
1	1G	792	A
1	1G	793	U
1	1G	794	A
1	1G	816	A
1	1G	817	C
1	1G	821	G
1	1G	828	A
1	1G	842	C

Continued on next page...

Continued from previous page...

Mol	Chain	Res	Type
1	1G	843	U
1	1G	848	C
1	1G	855	G
1	1G	857	C
1	1G	858	G
1	1G	859	A
1	1G	870	U
1	1G	873	A
1	1G	885	G
1	1G	913	A
1	1G	914	A
1	1G	916	G
1	1G	920	U
1	1G	926	G
1	1G	927	G
1	1G	934	C
1	1G	935	A
1	1G	936	C
1	1G	940	C
1	1G	941	G
1	1G	942	G
1	1G	953	G
1	1G	954	G
1	1G	960	U
1	1G	961	U
1	1G	964	A
1	1G	968	A
1	1G	969	A
1	1G	971	G
1	1G	972	C
1	1G	974	A
1	1G	975	A
1	1G	976	G
1	1G	977	A
1	1G	978	A
1	1G	980	C
1	1G	982	U
1	1G	984	C
1	1G	991	U
1	1G	992	U
1	1G	993	G
1	1G	996	A

Continued on next page...

Continued from previous page...

Mol	Chain	Res	Type
1	1G	1002	G
1	1G	1004	A
1	1G	1006	C
1	1G	1008	C
1	1G	1009	G
1	1G	1010	G
1	1G	1021	G
1	1G	1024	G
1	1G	1026	G
1	1G	1028	C
1	1G	1028(B)	C
1	1G	1029	G
1	1G	1030	C
1	1G	1031	G
1	1G	1032	A
1	1G	1032(A)	G
1	1G	1033	G
1	1G	1037	C
1	1G	1040	U
1	1G	1046	A
1	1G	1053	G
1	1G	1054	C
1	1G	1055	A
1	1G	1056	U
1	1G	1063	C
1	1G	1064	G
1	1G	1066	C
1	1G	1081	G
1	1G	1084	G
1	1G	1086	U
1	1G	1088	G
1	1G	1092	A
1	1G	1094	G
1	1G	1095	U
1	1G	1101	A
1	1G	1108	G
1	1G	1118	C
1	1G	1124	G
1	1G	1125	U
1	1G	1127	G
1	1G	1128	C
1	1G	1129	C

Continued on next page...

Continued from previous page...

Mol	Chain	Res	Type
1	1G	1133	G
1	1G	1137	C
1	1G	1138	G
1	1G	1139	G
1	1G	1140	C
1	1G	1144	G
1	1G	1146	A
1	1G	1147	C
1	1G	1154	G
1	1G	1157	A
1	1G	1158	C
1	1G	1159	U
1	1G	1160	G
1	1G	1177	G
1	1G	1178	G
1	1G	1181	G
1	1G	1183	A
1	1G	1184	G
1	1G	1185	G
1	1G	1188	A
1	1G	1189	C
1	1G	1193	G
1	1G	1196	U
1	1G	1197	G
1	1G	1201	A
1	1G	1202	G
1	1G	1203	C
1	1G	1204	A
1	1G	1211	U
1	1G	1212	U
1	1G	1213	A
1	1G	1225	A
1	1G	1227	A
1	1G	1232	U
1	1G	1235	U
1	1G	1238	A
1	1G	1240	U
1	1G	1241	G
1	1G	1255	G
1	1G	1256	A
1	1G	1257	U
1	1G	1258	G

Continued on next page...

Continued from previous page...

Mol	Chain	Res	Type
1	1G	1260	C
1	1G	1274	G
1	1G	1275	A
1	1G	1278	U
1	1G	1279	A
1	1G	1280	A
1	1G	1286	A
1	1G	1287	A
1	1G	1289	A
1	1G	1291	G
1	1G	1297	C
1	1G	1299	A
1	1G	1301	U
1	1G	1305	G
1	1G	1313	U
1	1G	1317	C
1	1G	1319	A
1	1G	1320	C
1	1G	1322	C
1	1G	1323	G
1	1G	1331	G
1	1G	1335	C
1	1G	1336	C
1	1G	1338	G
1	1G	1340	A
1	1G	1346	A
1	1G	1347	G
1	1G	1352	C
1	1G	1353	G
1	1G	1358	U
1	1G	1359	C
1	1G	1360	A
1	1G	1362(A)	C
1	1G	1363	A
1	1G	1366	C
1	1G	1368	G
1	1G	1370	G
1	1G	1379	G
1	1G	1388	C
1	1G	1398	A
1	1G	1399	C
1	1G	1401	G

Continued on next page...

Continued from previous page...

Mol	Chain	Res	Type
1	1G	1406	U
1	1G	1419	G
1	1G	1442	G
1	1G	1443	G
1	1G	1446	A
1	1G	1447	G
1	1G	1450	U
1	1G	1451	A
1	1G	1452	C
1	1G	1492	A
1	1G	1497	G
1	1G	1499	A
1	1G	1503	A
1	1G	1504	G
1	1G	1506	U
1	1G	1507	A
1	1G	1517	G
1	1G	1520	G
1	1G	1525	G
1	1G	1529	G
1	1G	1530	G
1	1G	1533	C
1	1G	1534	A
22	1L	2	G
22	1L	3	G
22	1L	4	U
22	1L	7	U
22	1L	9	A
22	1L	10	G
22	1L	18	G
22	1L	23	A
22	1L	24	G
22	1L	26	A
22	1L	27	G
22	1L	30	G
22	1L	45	G
22	1L	49	G
22	1L	55	PSU
22	1L	63	U
22	1L	64	G
22	1L	67	C
22	1L	70	C

Continued on next page...

Continued from previous page...

Mol	Chain	Res	Type
22	1L	73	A
22	1L	74	C
23	2L	2	G
23	2L	6	G
23	2L	8	4SU
23	2L	9	G
23	2L	13	C
23	2L	15	G
23	2L	16	C
23	2L	18	C
23	2L	19	G
23	2L	21	U
23	2L	22	A
23	2L	32	G
23	2L	39	A
23	2L	48	U
23	2L	49	C
23	2L	56	PSU
23	2L	69	C
23	2L	77	A
24	3L	2	G
24	3L	5	C
24	3L	7	U
24	3L	8	U
24	3L	9	A
24	3L	13	C
24	3L	15	G
24	3L	22	G
24	3L	24	G
24	3L	26	A
24	3L	31	A
24	3L	33	U
24	3L	34	U
24	3L	35	U
24	3L	37	A
24	3L	39	U
24	3L	44	U
24	3L	46	G
24	3L	47	U
24	3L	48	C
24	3L	53	G
24	3L	55	U

Continued on next page...

Continued from previous page...

Mol	Chain	Res	Type
24	3L	56	C
24	3L	57	G
24	3L	58	A
24	3L	59	A
24	3L	61	C
24	3L	62	C
24	3L	63	U
24	3L	65	C
24	3L	73	A
25	4L	8	A
25	4L	11	U
25	4L	12	A
25	4L	13	A
25	4L	14	A
25	4L	23	A
25	4L	24	A
25	4L	25	A
26	14	7	G
26	14	9	U
26	14	11	G
26	14	13	A
26	14	31	C
26	14	33	U
26	14	34	C
26	14	35	G
26	14	46	C
26	14	49	A
26	14	50	U
26	14	55	G
26	14	58	G
26	14	61	G
26	14	70	G
26	14	71	A
26	14	72	U
26	14	74	A
26	14	75	G
26	14	82	G
26	14	84	A
26	14	90	U
26	14	91	A
26	14	92	G
26	14	93	C

Continued on next page...

Continued from previous page...

Mol	Chain	Res	Type
26	14	95	G
26	14	101	G
26	14	102	G
26	14	118	A
26	14	119	A
26	14	120	U
26	14	125	G
26	14	129	C
26	14	131	G
26	14	138	G
26	14	140	A
26	14	153	C
26	14	154	G
26	14	155	C
26	14	161	U
26	14	162	U
26	14	171	G
26	14	173	G
26	14	174	C
26	14	175	G
26	14	181	A
26	14	188	G
26	14	196	A
26	14	197	A
26	14	199	A
26	14	200	U
26	14	205	G
26	14	212	G
26	14	214	G
26	14	215	G
26	14	216	A
26	14	217	G
26	14	221	A
26	14	222	A
26	14	229	A
26	14	232	G
26	14	233	A
26	14	234	C
26	14	248	G
26	14	249	C
26	14	250	G
26	14	252	G

Continued on next page...

Continued from previous page...

Mol	Chain	Res	Type
26	14	268	C
26	14	269	U
26	14	270(K)	C
26	14	270(L)	U
26	14	270(N)	G
26	14	270(O)	U
26	14	271(B)	G
26	14	271(C)	U
26	14	271	G
26	14	273(C)	C
26	14	273(D)	C
26	14	273(F)	C
26	14	274	G
26	14	275	G
26	14	276	A
26	14	277	C
26	14	278	A
26	14	279	C
26	14	283	A
26	14	289	A
26	14	290	G
26	14	308	G
26	14	311	A
26	14	319	C
26	14	325	G
26	14	329	G
26	14	330	A
26	14	331	A
26	14	342	G
26	14	352	G
26	14	354	G
26	14	362	U
26	14	363	G
26	14	363(E)	U
26	14	380	U
26	14	386	G
26	14	395	U
26	14	396	G
26	14	405	U
26	14	406	G
26	14	411	G
26	14	412	A

Continued on next page...

Continued from previous page...

Mol	Chain	Res	Type
26	14	415	A
26	14	428	A
26	14	443	A
26	14	444	C
26	14	447	A
26	14	454	A
26	14	455	C
26	14	456	C
26	14	457	A
26	14	459	U
26	14	460	A
26	14	463	G
26	14	470	A
26	14	471	A
26	14	481	G
26	14	493	G
26	14	496	G
26	14	504	U
26	14	505	A
26	14	509	C
26	14	528	A
26	14	529	A
26	14	530	G
26	14	531	C
26	14	532	A
26	14	533	G
26	14	537	C
26	14	543	C
26	14	549	G
26	14	556	G
26	14	563	G
26	14	564	C
26	14	573	G
26	14	575	A
26	14	599	G
26	14	603	A
26	14	607	U
26	14	615	G
26	14	617	G
26	14	619	G
26	14	621	A
26	14	622	G

Continued on next page...

Continued from previous page...

Mol	Chain	Res	Type
26	14	627	A
26	14	631	A
26	14	636	G
26	14	637	A
26	14	645	C
26	14	646	A
26	14	649	G
26	14	650	C
26	14	651	G
26	14	654	A
26	14	654(A)	A
26	14	654(B)	C
26	14	654(C)	G
26	14	654(D)	G
26	14	654(S)	G
26	14	654(T)	A
26	14	656	G
26	14	669	G
26	14	686	G
26	14	690	G
26	14	701	G
26	14	717	G
26	14	722	A
26	14	730	C
26	14	731	C
26	14	738	G
26	14	745	G
26	14	748	G
26	14	749	C
26	14	750	A
26	14	752	A
26	14	753	C
26	14	764	A
26	14	770	G
26	14	771	G
26	14	775	G
26	14	776	G
26	14	779	U
26	14	782	A
26	14	784	A
26	14	785	G
26	14	791	C

Continued on next page...

Continued from previous page...

Mol	Chain	Res	Type
26	14	792	G
26	14	798	G
26	14	805	G
26	14	812	C
26	14	816	C
26	14	819	A
26	14	820	A
26	14	822	U
26	14	827	U
26	14	828	U
26	14	830	G
26	14	831	G
26	14	832	G
26	14	833	U
26	14	840	C
26	14	845	G
26	14	846	C
26	14	854	G
26	14	859	G
26	14	860	U
26	14	861	A
26	14	863	A
26	14	866	A
26	14	875	G
26	14	878	A
26	14	879	G
26	14	897	C
26	14	899	A
26	14	901	A
26	14	904	C
26	14	907	U
26	14	910	A
26	14	911	A
26	14	917	A
26	14	918	A
26	14	925	C
26	14	926	A
26	14	932	G
26	14	934	G
26	14	938	G
26	14	941	A
26	14	945	A

Continued on next page...

Continued from previous page...

Mol	Chain	Res	Type
26	14	946	G
26	14	957	A
26	14	958	U
26	14	959	A
26	14	961	C
26	14	967	C
26	14	974	G
26	14	974(A)	C
26	14	978	G
26	14	980	A
26	14	983	A
26	14	990	A
26	14	991	C
26	14	996	A
26	14	999	U
26	14	1005	C
26	14	1010	A
26	14	1012	U
26	14	1013	C
26	14	1015	G
26	14	1022	G
26	14	1023	U
26	14	1025	G
26	14	1026	U
26	14	1029	A
26	14	1034	G
26	14	1037	G
26	14	1041	C
26	14	1044	G
26	14	1048	A
26	14	1050	A
26	14	1054	A
26	14	1055	G
26	14	1056	G
26	14	1057	A
26	14	1060	U
26	14	1061	U
26	14	1062	G
26	14	1063	G
26	14	1070	A
26	14	1071	G
26	14	1072	C

Continued on next page...

Continued from previous page...

Mol	Chain	Res	Type
26	14	1073	A
26	14	1074	G
26	14	1075	C
26	14	1088	A
26	14	1089	G
26	14	1090	U
26	14	1091	G
26	14	1099	G
26	14	1101	U
26	14	1102	C
26	14	1105	U
26	14	1106	G
26	14	1107	G
26	14	1110	G
26	14	1111	A
26	14	1112	G
26	14	1113	U
26	14	1114	G
26	14	1118	C
26	14	1122	G
26	14	1128	A
26	14	1129	A
26	14	1130	U
26	14	1135	C
26	14	1136	G
26	14	1138	G
26	14	1139	G
26	14	1142	U
26	14	1143	A
26	14	1151	G
26	14	1157	G
26	14	1170	G
26	14	1173	G
26	14	1174	A
26	14	1175	U
26	14	1176	G
26	14	1177	A
26	14	1178	C
26	14	1188	U
26	14	1198	U
26	14	1204	A
26	14	1205	U

Continued on next page...

Continued from previous page...

Mol	Chain	Res	Type
26	14	1212	G
26	14	1213	A
26	14	1220	A
26	14	1236	G
26	14	1253	A
26	14	1256	G
26	14	1269	A
26	14	1271	G
26	14	1272	A
26	14	1273	U
26	14	1274	A
26	14	1275	A
26	14	1297	C
26	14	1300	U
26	14	1301	A
26	14	1303	G
26	14	1325	G
26	14	1329	U
26	14	1332	G
26	14	1338	G
26	14	1342	A
26	14	1343	G
26	14	1345	C
26	14	1347	G
26	14	1348	G
26	14	1349	A
26	14	1352	U
26	14	1359	A
26	14	1365	A
26	14	1368	G
26	14	1369	G
26	14	1370	C
26	14	1379	A
26	14	1380	G
26	14	1385	G
26	14	1386	C
26	14	1390	U
26	14	1391	U
26	14	1395	A
26	14	1396	U
26	14	1404	C
26	14	1407	C

Continued on next page...

Continued from previous page...

Mol	Chain	Res	Type
26	14	1411	C
26	14	1416	G
26	14	1418	G
26	14	1419	A
26	14	1421	G
26	14	1422	G
26	14	1424	G
26	14	1425	G
26	14	1427	A
26	14	1428	C
26	14	1436	G
26	14	1437	C
26	14	1444(A)	A
26	14	1445	C
26	14	1449	A
26	14	1449(A)	G
26	14	1453	A
26	14	1455	G
26	14	1460	A
26	14	1467	C
26	14	1471	A
26	14	1475	G
26	14	1483	G
26	14	1493	C
26	14	1495	A
26	14	1505	C
26	14	1506	C
26	14	1508	A
26	14	1509	C
26	14	1510	A
26	14	1515	C
26	14	1516	U
26	14	1522	G
26	14	1523	U
26	14	1526	G
26	14	1528	A
26	14	1534	G
26	14	1535	U
26	14	1537	C
26	14	1543	A
26	14	1544	C
26	14	1547	C

Continued on next page...

Continued from previous page...

Mol	Chain	Res	Type
26	14	1558	A
26	14	1559	G
26	14	1560	G
26	14	1566	A
26	14	1569	A
26	14	1578	U
26	14	1580	A
26	14	1582	C
26	14	1585	C
26	14	1586	A
26	14	1588	C
26	14	1589	C
26	14	1593	G
26	14	1598	C
26	14	1600	C
26	14	1608	A
26	14	1609	A
26	14	1610	A
26	14	1614	A
26	14	1617	C
26	14	1622	G
26	14	1625	C
26	14	1647	G
26	14	1648	C
26	14	1653	G
26	14	1669	A
26	14	1672	C
26	14	1674	G
26	14	1675	C
26	14	1678	G
26	14	1682	G
26	14	1697	G
26	14	1700	A
26	14	1701	A
26	14	1703	G
26	14	1725	G
26	14	1726	G
26	14	1728	G
26	14	1729	A
26	14	1730	U
26	14	1731	G
26	14	1742	C

Continued on next page...

Continued from previous page...

Mol	Chain	Res	Type
26	14	1743	G
26	14	1756	G
26	14	1762	A
26	14	1763	G
26	14	1764	G
26	14	1773	A
26	14	1780	A
26	14	1782	C
26	14	1791	A
26	14	1800	C
26	14	1801	G
26	14	1811	G
26	14	1812	A
26	14	1816	G
26	14	1819	A
26	14	1820	U
26	14	1828	G
26	14	1829	A
26	14	1836	C
26	14	1837	C
26	14	1839	G
26	14	1847	A
26	14	1848	A
26	14	1858	G
26	14	1878	G
26	14	1885	A
26	14	1886	C
26	14	1888	G
26	14	1889	A
26	14	1891	G
26	14	1895	C
26	14	1899	G
26	14	1900	A
26	14	1906	G
26	14	1909	C
26	14	1913	A
26	14	1927	A
26	14	1929	G
26	14	1930	G
26	14	1934	C
26	14	1936	A
26	14	1937	A

Continued on next page...

Continued from previous page...

Mol	Chain	Res	Type
26	14	1938	A
26	14	1946	U
26	14	1947	C
26	14	1952	A
26	14	1955	U
26	14	1960	A
26	14	1963	U
26	14	1964	G
26	14	1967	C
26	14	1970	A
26	14	1971	A
26	14	1972	A
26	14	1987	G
26	14	1993	U
26	14	2018	G
26	14	2020	A
26	14	2023	G
26	14	2031	A
26	14	2032	G
26	14	2033	A
26	14	2036	C
26	14	2039	C
26	14	2043	C
26	14	2048	G
26	14	2049	G
26	14	2055	C
26	14	2056	G
26	14	2058	A
26	14	2060	A
26	14	2061	G
26	14	2062	A
26	14	2066	C
26	14	2069	G
26	14	2082	A
26	14	2083	G
26	14	2100	G
26	14	2108	C
26	14	2114	A
26	14	2115	G
26	14	2117	A
26	14	2118	U
26	14	2120	G

Continued on next page...

Continued from previous page...

Mol	Chain	Res	Type
26	14	2122	U
26	14	2123	G
26	14	2124	G
26	14	2125	G
26	14	2126	A
26	14	2127	G
26	14	2128	C
26	14	2129	C
26	14	2130	U
26	14	2131	G
26	14	2132	U
26	14	2133	G
26	14	2134	A
26	14	2135	A
26	14	2136	C
26	14	2137	C
26	14	2139	C
26	14	2140	C
26	14	2144	U
26	14	2145	C
26	14	2146	C
26	14	2147	G
26	14	2148	G
26	14	2153	G
26	14	2157	G
26	14	2158	A
26	14	2161	C
26	14	2162	G
26	14	2164	C
26	14	2165	G
26	14	2166	G
26	14	2168	G
26	14	2171	A
26	14	2172	U
26	14	2173	A
26	14	2174	C
26	14	2175	C
26	14	2189	U
26	14	2190	G
26	14	2191	G
26	14	2192	G
26	14	2198	A

Continued on next page...

Continued from previous page...

Mol	Chain	Res	Type
26	14	2210	G
26	14	2211	G
26	14	2212	A
26	14	2213	U
26	14	2215	G
26	14	2225	A
26	14	2238	G
26	14	2240	C
26	14	2245	U
26	14	2251	G
26	14	2253	G
26	14	2259	G
26	14	2267	A
26	14	2268	A
26	14	2269	A
26	14	2275	C
26	14	2276	G
26	14	2280	G
26	14	2283	C
26	14	2287	A
26	14	2288	A
26	14	2294	C
26	14	2297	C
26	14	2305	A
26	14	2307	G
26	14	2308	G
26	14	2309	A
26	14	2310	A
26	14	2311	A
26	14	2312	U
26	14	2318	G
26	14	2319	G
26	14	2320	A
26	14	2321	G
26	14	2325	G
26	14	2326	C
26	14	2336	A
26	14	2343	C
26	14	2346	A
26	14	2347	C
26	14	2350	C
26	14	2353	G

Continued on next page...

Continued from previous page...

Mol	Chain	Res	Type
26	14	2354	G
26	14	2360	A
26	14	2372	G
26	14	2383	G
26	14	2385	C
26	14	2389	G
26	14	2391	G
26	14	2392	A
26	14	2396	G
26	14	2402	C
26	14	2403	C
26	14	2406	U
26	14	2410	G
26	14	2414	G
26	14	2419	U
26	14	2422	A
26	14	2423	U
26	14	2425	A
26	14	2429	G
26	14	2430	A
26	14	2431	U
26	14	2432	A
26	14	2435	A
26	14	2439	A
26	14	2440	C
26	14	2441	C
26	14	2448	A
26	14	2449	U
26	14	2468	G
26	14	2469	A
26	14	2470	G
26	14	2475	C
26	14	2476	A
26	14	2477	C
26	14	2483	C
26	14	2487	G
26	14	2496	C
26	14	2497	A
26	14	2498	C
26	14	2501	C
26	14	2502	G
26	14	2505	G

Continued on next page...

Continued from previous page...

Mol	Chain	Res	Type
26	14	2506	U
26	14	2507	C
26	14	2518	A
26	14	2525	G
26	14	2529	G
26	14	2542	A
26	14	2543	G
26	14	2549	G
26	14	2553	G
26	14	2554	U
26	14	2563	U
26	14	2564	A
26	14	2566	A
26	14	2567	G
26	14	2569	G
26	14	2573	C
26	14	2578	G
26	14	2579	C
26	14	2581	G
26	14	2582	G
26	14	2585	U
26	14	2586	C
26	14	2589	A
26	14	2599	G
26	14	2602	A
26	14	2608	G
26	14	2609	U
26	14	2611	U
26	14	2612	C
26	14	2613	U
26	14	2630	G
26	14	2631	G
26	14	2634	G
26	14	2636	U
26	14	2646	C
26	14	2654	A
26	14	2665	A
26	14	2667	C
26	14	2682	U
26	14	2689	U
26	14	2690	C
26	14	2702	U

Continued on next page...

Continued from previous page...

Mol	Chain	Res	Type
26	14	2703	C
26	14	2707	G
26	14	2712(A)	A
26	14	2713	A
26	14	2714	G
26	14	2717	G
26	14	2726	U
26	14	2733	A
26	14	2742	C
26	14	2744	G
26	14	2747	G
26	14	2748	A
26	14	2750	A
26	14	2751	G
26	14	2752	C
26	14	2757	A
26	14	2758	A
26	14	2762	G
26	14	2764	A
26	14	2765	A
26	14	2766	G
26	14	2769	C
26	14	2777	G
26	14	2778	A
26	14	2779	U
26	14	2780	G
26	14	2789	C
26	14	2790	A
26	14	2791	C
26	14	2792	G
26	14	2793	G
26	14	2795	G
26	14	2797	U
26	14	2798	C
26	14	2799	A
26	14	2801	A
26	14	2802	G
26	14	2808	U
26	14	2810	A
26	14	2818	G
26	14	2820	A
26	14	2821	A

Continued on next page...

Continued from previous page...

Mol	Chain	Res	Type
26	14	2823	A
26	14	2833	G
26	14	2834	G
26	14	2835	A
26	14	2838	G
26	14	2848	G
26	14	2849	U
26	14	2860	A
26	14	2872	G
26	14	2873	A
26	14	2877	G
26	14	2880	C
26	14	2884	U
26	14	2885	C
26	14	2886	G
26	14	2892	A
26	14	2893	G
26	14	2894	G
26	14	2895	U
26	14	2896	C
26	14	2897	U
26	14	2899	G
26	14	2900	A
27	1J	0	A
27	1J	7	G
27	1J	8	U
27	1J	9	G
27	1J	12	C
27	1J	13	A
27	1J	15	A
27	1J	16	G
27	1J	25	A
27	1J	26	A
27	1J	27	C
27	1J	28	C
27	1J	29	A
27	1J	30	C
27	1J	33	G
27	1J	42	C
27	1J	44	G
27	1J	45	A
27	1J	53	A

Continued on next page...

Continued from previous page...

Mol	Chain	Res	Type
27	1J	58	A
27	1J	59	A
27	1J	71	C
27	1J	73	A
27	1J	74	U
27	1J	81	G
27	1J	88	C
27	1J	89	G
27	1J	89(A)	A
27	1J	90	C
27	1J	98	G
27	1J	108	C
27	1J	109	G
27	1J	115	G
27	1J	119	A

All (211) RNA pucker outliers are listed below:

Mol	Chain	Res	Type
1	13	5	U
1	13	31	G
1	13	49	U
1	13	50	A
1	13	115	G
1	13	119	A
1	13	163	C
1	13	190	G
1	13	244	U
1	13	266	G
1	13	422	C
1	13	428	G
1	13	429	U
1	13	465	A
1	13	484	G
1	13	495	A
1	13	509	A
1	13	560	U
1	13	652	U
1	13	687	A
1	13	703	G
1	13	748	C
1	13	793	U

Continued on next page...

Continued from previous page...

Mol	Chain	Res	Type
1	13	871	U
1	13	913	A
1	13	1054	C
1	13	1064	G
1	13	1065	U
1	13	1128	C
1	13	1256	A
1	13	1285	A
1	13	1300	G
1	13	1301	U
1	13	1336	C
1	13	1397	C
1	13	1498	U
1	13	1503	A
1	13	1533	C
22	1K	6	G
22	1K	21	A
22	1K	48	C
22	1K	49	G
22	1K	69	A
23	2K	48	U
24	3K	2	G
24	3K	34	U
24	3K	45	G
24	3K	58	A
25	4K	13	A
25	4K	24	A
26	1H	34	C
26	1H	125	G
26	1H	196	A
26	1H	222	A
26	1H	242	G
26	1H	249	C
26	1H	271(B)	G
26	1H	404	C
26	1H	503	A
26	1H	508	G
26	1H	530	G
26	1H	587	C
26	1H	668	G
26	1H	685	A
26	1H	746	A

Continued on next page...

Continued from previous page...

Mol	Chain	Res	Type
26	1H	764	A
26	1H	845	G
26	1H	859	G
26	1H	974	G
26	1H	1022	G
26	1H	1026	U
26	1H	1060	U
26	1H	1081	U
26	1H	1084	A
26	1H	1110	G
26	1H	1178	C
26	1H	1210	A
26	1H	1301	A
26	1H	1378	A
26	1H	1396	U
26	1H	1420	U
26	1H	1493	C
26	1H	1497	U
26	1H	1508	A
26	1H	1509	C
26	1H	1558	A
26	1H	1608	A
26	1H	1609	A
26	1H	1730	U
26	1H	1757	U
26	1H	1799	G
26	1H	1800	C
26	1H	1858	G
26	1H	1899	G
26	1H	1900	A
26	1H	1992	G
26	1H	2035	G
26	1H	2060	A
26	1H	2172	U
26	1H	2210	G
26	1H	2225	A
26	1H	2346	A
26	1H	2422	A
26	1H	2439	A
26	1H	2566	A
26	1H	2756	U
26	1H	2884	U

Continued on next page...

Continued from previous page...

Mol	Chain	Res	Type
27	16	44	G
27	16	108	C
1	1G	64	G
1	1G	80	G
1	1G	87	A
1	1G	89	U
1	1G	115	G
1	1G	250	A
1	1G	251	G
1	1G	266	G
1	1G	327	A
1	1G	345	C
1	1G	412	A
1	1G	429	U
1	1G	485	G
1	1G	509	A
1	1G	528	C
1	1G	560	U
1	1G	631	G
1	1G	687	A
1	1G	748	C
1	1G	793	U
1	1G	913	A
1	1G	972	C
1	1G	992	U
1	1G	1053	G
1	1G	1064	G
1	1G	1126	U
1	1G	1137	C
1	1G	1145	C
1	1G	1157	A
1	1G	1285	A
1	1G	1298	C
1	1G	1300	G
1	1G	1346	A
1	1G	1359	C
1	1G	1442	G
1	1G	1498	U
1	1G	1533	C
22	1L	3	G
22	1L	6	G
22	1L	9	A

Continued on next page...

Continued from previous page...

Mol	Chain	Res	Type
22	1L	69	A
23	2L	21	U
23	2L	48	U
24	3L	36	U
24	3L	58	A
25	4L	22	A
25	4L	23	A
26	14	34	C
26	14	49	A
26	14	71	A
26	14	90	U
26	14	101	G
26	14	128	C
26	14	139	G
26	14	197	A
26	14	278	A
26	14	310	A
26	14	685	A
26	14	752	A
26	14	764	A
26	14	774	A
26	14	974	G
26	14	990	A
26	14	998	C
26	14	1022	G
26	14	1069	A
26	14	1142(A)	A
26	14	1156	A
26	14	1342	A
26	14	1379	A
26	14	1396	U
26	14	1418	G
26	14	1420	U
26	14	1444(A)	A
26	14	1494	A
26	14	1534	G
26	14	1558	A
26	14	1608	A
26	14	1609	A
26	14	1819	A
26	14	1963	U
26	14	1980	G

Continued on next page...

Continued from previous page...

Mol	Chain	Res	Type
26	14	1992	G
26	14	2212	A
26	14	2275	C
26	14	2308	G
26	14	2319	G
26	14	2402	C
26	14	2406	U
26	14	2425	A
26	14	2432	A
26	14	2439	A
26	14	2448	A
26	14	2518	A
26	14	2629	A
26	14	2689	U
26	14	2756	U
26	14	2776	A
26	14	2791	C
26	14	2859	G
27	1J	88	C
27	1J	89	G

5.4 Non-standard residues in protein, DNA, RNA chains ⓘ

20 non-standard protein/DNA/RNA residues are modelled in this entry.

In the following table, the Counts columns list the number of bonds (or angles) for which Mogul statistics could be retrieved, the number of bonds (or angles) that are observed in the model and the number of bonds (or angles) that are defined in the chemical component dictionary. The Link column lists molecule types, if any, to which the group is linked. The Z score for a bond length (or angle) is the number of standard deviations the observed value is removed from the expected value. A bond length (or angle) with $|Z| > 2$ is considered an outlier worth inspection. RMSZ is the root-mean-square of all Z scores of the bond lengths (or angles).

Mol	Type	Chain	Res	Link	Bond lengths			Bond angles		
					Counts	RMSZ	$\# Z > 2$	Counts	RMSZ	$\# Z > 2$
22	U8U	1K	34	25,22	15,24,25	2.35	3 (20%)	17,34,37	2.12	2 (11%)
22	T6A	1K	37	22	23,34,35	2.43	5 (21%)	26,49,52	2.98	9 (34%)
22	PSU	1K	39	22	15,21,22	1.00	1 (6%)	16,30,33	1.96	4 (25%)
22	5MU	1K	54	22	13,22,23	1.71	2 (15%)	16,32,35	2.05	2 (12%)
22	PSU	1K	55	22	15,21,22	1.11	1 (6%)	16,30,33	2.29	3 (18%)
22	U8U	1L	34	25,22	15,24,25	2.56	4 (26%)	17,34,37	2.27	2 (11%)

Mol	Type	Chain	Res	Link	Bond lengths			Bond angles		
					Counts	RMSZ	# Z > 2	Counts	RMSZ	# Z > 2
22	T6A	1L	37	22	23,34,35	2.42	4 (17%)	26,49,52	3.59	8 (30%)
22	PSU	1L	39	22	15,21,22	1.09	1 (6%)	16,30,33	2.00	2 (12%)
22	5MU	1L	54	22	13,22,23	1.79	2 (15%)	16,32,35	1.45	1 (6%)
22	PSU	1L	55	22	15,21,22	1.08	1 (6%)	16,30,33	2.14	5 (31%)
23	OMC	2K	33	23	15,22,23	1.90	4 (26%)	20,31,34	1.58	3 (15%)
23	G7M	2K	47	23	18,26,27	4.94	6 (33%)	21,39,42	2.67	5 (23%)
23	5MU	2K	55	23	13,22,23	1.76	2 (15%)	16,32,35	1.39	1 (6%)
23	PSU	2K	56	23	15,21,22	1.17	2 (13%)	16,30,33	1.62	3 (18%)
23	4SU	2K	8	23	12,21,22	3.23	2 (16%)	15,30,33	0.84	1 (6%)
23	OMC	2L	33	23	15,22,23	1.97	5 (33%)	20,31,34	1.83	3 (15%)
23	G7M	2L	47	23	18,26,27	5.05	6 (33%)	21,39,42	2.64	6 (28%)
23	5MU	2L	55	23	13,22,23	1.67	2 (15%)	16,32,35	1.23	1 (6%)
23	PSU	2L	56	23	15,21,22	1.07	1 (6%)	16,30,33	2.05	3 (18%)
23	4SU	2L	8	23	12,21,22	3.37	2 (16%)	15,30,33	0.60	0

In the following table, the Chirals column lists the number of chiral outliers, the number of chiral centers analysed, the number of these observed in the model and the number defined in the chemical component dictionary. Similar counts are reported in the Torsion and Rings columns. '-' means no outliers of that kind were identified.

Mol	Type	Chain	Res	Link	Chirals	Torsions	Rings
22	U8U	1K	34	25,22	-	0/5/28/29	0/2/2/2
22	T6A	1K	37	22	-	0/15/41/42	0/3/3/3
22	PSU	1K	39	22	-	0/7/25/26	0/2/2/2
22	5MU	1K	54	22	-	0/3/25/26	0/2/2/2
22	PSU	1K	55	22	-	0/7/25/26	0/2/2/2
22	U8U	1L	34	25,22	-	0/5/28/29	0/2/2/2
22	T6A	1L	37	22	-	0/15/41/42	0/3/3/3
22	PSU	1L	39	22	-	0/7/25/26	0/2/2/2
22	5MU	1L	54	22	-	0/3/25/26	0/2/2/2
22	PSU	1L	55	22	-	0/7/25/26	0/2/2/2
23	OMC	2K	33	23	-	0/5/27/28	0/2/2/2
23	G7M	2K	47	23	-	0/3/25/26	0/3/3/3
23	5MU	2K	55	23	-	0/3/25/26	0/2/2/2
23	PSU	2K	56	23	-	0/7/25/26	0/2/2/2
23	4SU	2K	8	23	-	0/3/25/26	0/2/2/2
23	OMC	2L	33	23	-	0/5/27/28	0/2/2/2
23	G7M	2L	47	23	-	0/3/25/26	0/3/3/3
23	5MU	2L	55	23	-	0/3/25/26	0/2/2/2

Continued on next page...

Continued from previous page...

Mol	Type	Chain	Res	Link	Chirals	Torsions	Rings
23	PSU	2L	56	23	-	0/7/25/26	0/2/2/2
23	4SU	2L	8	23	-	0/3/25/26	0/2/2/2

All (56) bond length outliers are listed below:

Mol	Chain	Res	Type	Atoms	Z	Observed(Å)	Ideal(Å)
22	1L	54	5MU	C4-N3	-3.21	1.27	1.33
23	2L	55	5MU	C4-N3	-3.15	1.27	1.33
22	1K	37	T6A	C5-C4	-3.14	1.33	1.40
23	2K	56	PSU	C5-C1'	-2.91	1.49	1.52
22	1L	34	U8U	C2-S2	-2.59	1.61	1.66
23	2K	55	5MU	C4-N3	-2.56	1.28	1.33
22	1K	34	U8U	C2-S2	-2.54	1.61	1.66
22	1L	37	T6A	C5-C4	-2.49	1.34	1.40
22	1K	37	T6A	C6-N1	-2.41	1.30	1.34
22	1K	54	5MU	C4-N3	-2.32	1.28	1.33
22	1L	34	U8U	O4-C4	-2.10	1.19	1.24
23	2L	33	OMC	C6-C5	-2.06	1.33	1.38
23	2K	56	PSU	C4-N3	2.18	1.37	1.33
23	2L	47	G7M	C2-N1	2.20	1.39	1.35
23	2K	47	G7M	C2-N1	2.32	1.39	1.35
23	2L	33	OMC	C4-N4	2.60	1.42	1.35
23	2K	33	OMC	C4-N4	2.72	1.42	1.35
22	1K	39	PSU	C4-N3	2.75	1.38	1.33
23	2K	47	G7M	C6-C5	3.27	1.47	1.41
23	2L	47	G7M	C2-N2	3.28	1.41	1.34
23	2K	33	OMC	C2-N3	3.28	1.45	1.38
23	2L	33	OMC	C2-N3	3.41	1.45	1.38
23	2L	56	PSU	C4-N3	3.47	1.39	1.33
22	1L	55	PSU	C4-N3	3.49	1.39	1.33
22	1K	55	PSU	C4-N3	3.54	1.39	1.33
22	1L	39	PSU	C4-N3	3.57	1.39	1.33
23	2L	33	OMC	C5-C4	3.62	1.49	1.41
23	2K	33	OMC	C5-C4	3.65	1.49	1.41
23	2L	47	G7M	C6-C5	3.74	1.48	1.41
23	2K	33	OMC	C6-N1	3.97	1.40	1.35
23	2K	47	G7M	C2-N2	4.13	1.42	1.34
23	2L	33	OMC	C6-N1	4.25	1.41	1.35
23	2L	55	5MU	C2-N3	4.66	1.47	1.38
22	1L	54	5MU	C2-N3	4.79	1.48	1.38
22	1K	37	T6A	C10-N11	4.85	1.48	1.35
22	1K	34	U8U	C6-C5	4.96	1.48	1.36

Continued on next page...

Continued from previous page...

Mol	Chain	Res	Type	Atoms	Z	Observed(Å)	Ideal(Å)
22	1L	37	T6A	C10-N11	5.12	1.49	1.35
22	1K	54	5MU	C2-N3	5.28	1.49	1.38
23	2K	55	5MU	C2-N3	5.39	1.49	1.38
22	1L	34	U8U	C6-C5	5.54	1.49	1.36
22	1L	37	T6A	C10-N6	6.14	1.48	1.37
22	1K	37	T6A	C6-N6	6.18	1.48	1.36
23	2K	8	4SU	C6-N1	6.29	1.43	1.35
22	1K	37	T6A	C10-N6	6.47	1.49	1.37
22	1K	34	U8U	C4-N3	6.57	1.44	1.33
22	1L	37	T6A	C6-N6	6.93	1.49	1.36
23	2K	47	G7M	C8-N9	6.97	1.46	1.33
22	1L	34	U8U	C4-N3	7.30	1.46	1.33
23	2L	8	4SU	C6-N1	7.48	1.45	1.35
23	2L	47	G7M	C8-N9	7.48	1.47	1.33
23	2K	47	G7M	C4-N3	8.14	1.48	1.35
23	2L	47	G7M	C4-N3	8.15	1.48	1.35
23	2L	8	4SU	C5-C4	8.68	1.49	1.38
23	2K	8	4SU	C5-C4	9.02	1.50	1.38
23	2K	47	G7M	C8-N7	16.97	1.64	1.33
23	2L	47	G7M	C8-N7	17.38	1.65	1.33

All (64) bond angle outliers are listed below:

Mol	Chain	Res	Type	Atoms	Z	Observed(°)	Ideal(°)
22	1L	37	T6A	N3-C2-N1	-11.90	119.52	128.87
22	1K	37	T6A	N3-C2-N1	-10.78	120.40	128.87
22	1L	34	U8U	C5-C4-N3	-7.11	118.81	125.19
23	2K	47	G7M	N7-C8-N9	-7.09	98.19	108.67
23	2L	47	G7M	N7-C8-N9	-6.95	98.40	108.67
22	1K	34	U8U	C5-C4-N3	-6.39	119.45	125.19
23	2L	47	G7M	C1'-N9-C4	-6.28	119.80	126.81
22	1L	37	T6A	C6-N6-C10	-5.79	122.51	130.33
22	1L	37	T6A	C13-C12-N11	-5.73	102.38	113.40
23	2K	47	G7M	C1'-N9-C4	-5.65	120.50	126.81
23	2K	47	G7M	N3-C2-N1	-5.50	120.07	127.56
23	2L	47	G7M	N3-C2-N1	-5.13	120.58	127.56
22	1K	55	PSU	C5-C1'-C2'	-4.80	107.28	115.44
22	1K	37	T6A	C6-N6-C10	-4.58	124.14	130.33
22	1L	37	T6A	O10-C10-N6	-4.13	117.27	123.59
23	2K	47	G7M	C5-C6-N1	-3.54	118.89	123.52
22	1K	39	PSU	C5-C6-N1	-3.21	119.90	124.38
22	1K	37	T6A	O10-C10-N6	-3.07	118.90	123.59

Continued on next page...

Continued from previous page...

Mol	Chain	Res	Type	Atoms	Z	Observed(°)	Ideal(°)
22	1L	37	T6A	C1'-N9-C4	-3.02	123.44	126.81
23	2L	47	G7M	C5-C6-N1	-3.02	119.58	123.52
22	1K	37	T6A	C15-C14-C12	-2.94	108.22	112.53
22	1K	37	T6A	C14-C12-N11	-2.82	104.33	111.78
23	2L	56	PSU	C5-C6-N1	-2.74	120.55	124.38
22	1L	55	PSU	C5-C6-N1	-2.70	120.61	124.38
22	1K	37	T6A	C1'-N9-C4	-2.63	123.88	126.81
22	1K	54	5MU	C5-C4-N3	-2.53	123.22	125.35
22	1L	55	PSU	C4-C5-C1'	-2.42	117.14	121.22
22	1L	55	PSU	C5-C1'-C2'	-2.40	111.36	115.44
23	2K	56	PSU	C5-C6-N1	-2.35	121.10	124.38
23	2K	33	OMC	C5-C4-N4	-2.35	117.43	121.19
23	2L	33	OMC	C5-C4-N4	-2.32	117.47	121.19
22	1K	39	PSU	C5-C1'-C2'	-2.17	111.75	115.44
23	2K	8	4SU	C5-C4-N3	-2.15	121.28	123.56
23	2L	47	G7M	N2-C2-N1	2.15	120.74	117.20
22	1L	39	PSU	O4'-C1'-C2'	2.23	107.10	104.69
22	1K	37	T6A	N6-C6-N1	2.29	120.83	118.82
23	2L	56	PSU	O4'-C1'-C2'	2.41	107.30	104.69
23	2K	56	PSU	O4'-C1'-C2'	2.47	107.36	104.69
22	1K	39	PSU	O4'-C1'-C2'	2.54	107.44	104.69
22	1K	55	PSU	O4'-C1'-C2'	2.55	107.45	104.69
23	2L	33	OMC	N4-C4-N3	2.62	121.07	116.50
23	2K	33	OMC	N4-C4-N3	2.92	121.60	116.50
22	1L	55	PSU	O4'-C1'-C2'	3.09	108.04	104.69
23	2L	47	G7M	C6-N1-C2	3.10	119.51	115.88
22	1L	37	T6A	N6-C10-N11	3.25	119.05	113.75
23	2K	47	G7M	C6-N1-C2	3.82	120.36	115.88
22	1K	37	T6A	N6-C10-N11	3.82	119.98	113.75
23	2L	55	5MU	C4-N3-C2	3.85	118.37	115.16
23	2K	56	PSU	C4-N3-C2	4.61	119.00	115.16
23	2K	55	5MU	C4-N3-C2	4.75	119.12	115.16
22	1L	54	5MU	C4-N3-C2	4.83	119.19	115.16
22	1K	34	U8U	C2-N3-C4	5.31	121.79	115.89
22	1L	37	T6A	C12-N11-C10	5.32	131.72	120.82
22	1K	37	T6A	C2-N1-C6	5.58	120.48	116.47
23	2K	33	OMC	C6-C5-C4	5.64	119.64	117.44
22	1L	34	U8U	C2-N3-C4	5.72	122.25	115.89
22	1K	39	PSU	C4-N3-C2	5.79	119.99	115.16
22	1L	55	PSU	C4-N3-C2	6.12	120.26	115.16
23	2L	56	PSU	C4-N3-C2	6.33	120.44	115.16
22	1K	55	PSU	C4-N3-C2	6.79	120.83	115.16

Continued on next page...

Continued from previous page...

Mol	Chain	Res	Type	Atoms	Z	Observed(°)	Ideal(°)
22	1L	39	PSU	C4-N3-C2	6.80	120.83	115.16
23	2L	33	OMC	C6-C5-C4	7.00	120.18	117.44
22	1L	37	T6A	C2-N1-C6	7.25	121.68	116.47
22	1K	54	5MU	C4-N3-C2	7.38	121.32	115.16

There are no chirality outliers.

There are no torsion outliers.

There are no ring outliers.

16 monomers are involved in 22 short contacts:

Mol	Chain	Res	Type	Clashes	Symm-Clashes
22	1K	34	U8U	3	0
22	1K	54	5MU	1	0
22	1K	55	PSU	2	0
22	1L	34	U8U	1	0
22	1L	39	PSU	1	0
22	1L	54	5MU	1	0
22	1L	55	PSU	1	0
23	2K	33	OMC	1	0
23	2K	47	G7M	1	0
23	2K	55	5MU	2	0
23	2K	56	PSU	1	0
23	2L	33	OMC	1	0
23	2L	47	G7M	2	0
23	2L	55	5MU	2	0
23	2L	56	PSU	2	0
23	2L	8	4SU	1	0

5.5 Carbohydrates [i](#)

There are no carbohydrates in this entry.

5.6 Ligand geometry [i](#)

Of 1409 ligands modelled in this entry, 1407 are monoatomic - leaving 2 for Mogul analysis.

In the following table, the Counts columns list the number of bonds (or angles) for which Mogul statistics could be retrieved, the number of bonds (or angles) that are observed in the model and the number of bonds (or angles) that are defined in the chemical component dictionary. The Link column lists molecule types, if any, to which the group is linked. The Z score for a bond length

(or angle) is the number of standard deviations the observed value is removed from the expected value. A bond length (or angle) with $|Z| > 2$ is considered an outlier worth inspection. RMSZ is the root-mean-square of all Z scores of the bond lengths (or angles).

Mol	Type	Chain	Res	Link	Bond lengths			Bond angles		
					Counts	RMSZ	$\# Z > 2$	Counts	RMSZ	$\# Z > 2$
57	SF4	32	302	4	0,12,12	0.00	-	0,24,24	0.00	-
57	SF4	3E	301	4	0,12,12	0.00	-	0,24,24	0.00	-

In the following table, the Chirals column lists the number of chiral outliers, the number of chiral centers analysed, the number of these observed in the model and the number defined in the chemical component dictionary. Similar counts are reported in the Torsion and Rings columns. '-' means no outliers of that kind were identified.

Mol	Type	Chain	Res	Link	Chirals	Torsions	Rings
57	SF4	32	302	4	-	0/0/48/48	0/6/5/5
57	SF4	3E	301	4	-	0/0/48/48	0/6/5/5

There are no bond length outliers.

There are no bond angle outliers.

There are no chirality outliers.

There are no torsion outliers.

There are no ring outliers.

1 monomer is involved in 3 short contacts:

Mol	Chain	Res	Type	Clashes	Symm-Clashes
57	32	302	SF4	3	0

5.7 Other polymers [i](#)

There are no such residues in this entry.

5.8 Polymer linkage issues [i](#)

The following chains have linkage breaks:

Mol	Chain	Number of breaks
25	4K	1

All chain breaks are listed below:

Model	Chain	Residue-1	Atom-1	Residue-2	Atom-2	Distance (Å)
1	4K	25:A	O3'	26:A	P	3.07

6 Fit of model and data ⓘ

6.1 Protein, DNA and RNA chains ⓘ

In the following table, the column labelled ‘#RSRZ> 2’ contains the number (and percentage) of RSRZ outliers, followed by percent RSRZ outliers for the chain as percentile scores relative to all X-ray entries and entries of similar resolution. The OWAB column contains the minimum, median, 95th percentile and maximum values of the occupancy-weighted average B-factor per residue. The column labelled ‘Q< 0.9’ lists the number of (and percentage) of residues with an average occupancy less than 0.9.

Mol	Chain	Analysed	<RSRZ>	#RSRZ>2	OWAB(Å ²)	Q<0.9
1	13	1496/1519 (98%)	-0.23	4 (0%) 94 87	52, 95, 168, 235	0
1	1G	1506/1519 (99%)	-0.26	8 (0%) 91 81	67, 112, 176, 243	0
2	12	207/256 (80%)	0.54	21 (10%) 9 5	128, 159, 178, 183	0
2	1E	231/256 (90%)	0.19	13 (5%) 28 15	108, 138, 168, 172	0
3	22	195/239 (81%)	0.92	40 (20%) 1 1	119, 140, 163, 172	0
3	2E	205/239 (85%)	0.51	12 (5%) 26 14	82, 105, 135, 142	0
4	32	208/209 (99%)	0.65	23 (11%) 7 4	92, 113, 135, 140	0
4	3E	207/209 (99%)	0.22	13 (6%) 23 12	77, 104, 125, 136	0
5	42	149/162 (91%)	0.34	6 (4%) 42 25	97, 118, 134, 142	0
5	4E	149/162 (91%)	0.15	3 (2%) 68 48	76, 96, 115, 122	0
6	52	101/101 (100%)	-0.06	0 100 100	81, 99, 115, 130	0
6	5E	100/101 (99%)	0.33	2 (2%) 68 48	76, 97, 116, 122	0
7	62	140/156 (89%)	0.94	25 (17%) 2 1	108, 126, 138, 140	0
7	6E	154/156 (98%)	1.33	37 (24%) 1 1	96, 114, 144, 165	0
8	72	137/138 (99%)	0.55	14 (10%) 9 5	95, 123, 136, 143	0
8	7E	138/138 (100%)	0.93	26 (18%) 2 1	84, 104, 116, 127	0
9	82	121/128 (94%)	1.98	51 (42%) 0 0	109, 156, 170, 181	0
9	8E	126/128 (98%)	0.36	10 (7%) 15 8	80, 133, 153, 158	0
10	1A	80/105 (76%)	0.97	21 (26%) 1 1	114, 151, 163, 163	0
10	1I	95/105 (90%)	1.18	26 (27%) 1 0	76, 120, 160, 164	0
11	2A	113/129 (87%)	1.32	30 (26%) 1 0	78, 106, 120, 129	0
11	2I	111/129 (86%)	1.39	31 (27%) 1 0	69, 102, 117, 129	0
12	3A	122/132 (92%)	1.40	36 (29%) 1 0	80, 96, 120, 140	0
12	3I	122/132 (92%)	0.40	9 (7%) 17 9	61, 72, 100, 126	0

Continued on next page...

Continued from previous page...

Mol	Chain	Analysed	<RSRZ>	#RSRZ>2	OWAB(Å ²)	Q<0.9
13	4A	111/126 (88%)	0.71	26 (23%) 1 1	112, 142, 159, 167	0
13	4I	119/126 (94%)	0.50	9 (7%) 17 9	81, 108, 129, 137	0
14	5A	59/61 (96%)	3.28	40 (67%) 0 0	124, 137, 150, 154	0
14	5I	60/61 (98%)	0.88	7 (11%) 6 3	77, 93, 107, 120	0
15	6A	87/89 (97%)	0.07	1 (1%) 82 65	78, 106, 118, 120	0
15	6I	87/89 (97%)	0.28	4 (4%) 36 21	73, 92, 109, 116	0
16	7A	84/88 (95%)	0.14	1 (1%) 81 63	88, 101, 121, 145	0
16	7I	83/88 (94%)	1.26	17 (20%) 1 1	93, 106, 134, 154	0
17	8A	99/105 (94%)	0.96	18 (18%) 2 1	90, 105, 120, 124	0
17	8I	100/105 (95%)	0.73	11 (11%) 7 4	85, 101, 110, 115	0
18	9A	67/88 (76%)	0.08	1 (1%) 76 57	89, 107, 126, 130	0
18	9I	68/88 (77%)	0.11	2 (2%) 55 35	83, 102, 124, 127	0
19	AA	62/93 (66%)	0.46	6 (9%) 10 5	132, 153, 166, 171	0
19	AI	82/93 (88%)	0.25	8 (9%) 10 5	83, 106, 127, 139	0
20	BA	99/106 (93%)	1.05	20 (20%) 1 1	84, 104, 131, 142	0
20	BI	97/106 (91%)	1.45	28 (28%) 1 0	98, 116, 141, 150	0
21	1B	22/27 (81%)	1.57	8 (36%) 0 0	118, 127, 133, 141	0
21	1F	23/27 (85%)	0.65	1 (4%) 39 23	84, 95, 101, 111	0
22	1K	67/76 (88%)	0.15	4 (5%) 25 13	76, 147, 198, 203	0
22	1L	64/76 (84%)	1.01	10 (15%) 3 1	108, 196, 215, 219	0
23	2K	72/77 (93%)	-0.13	0 100 100	64, 86, 118, 128	0
23	2L	72/77 (93%)	-0.01	0 100 100	73, 105, 137, 148	0
24	3K	70/76 (92%)	0.90	13 (18%) 2 1	71, 198, 240, 244	0
24	3L	72/76 (94%)	0.08	2 (2%) 56 36	77, 194, 224, 230	0
25	4K	21/27 (77%)	1.35	8 (38%) 0 0	67, 124, 208, 209	0
25	4L	19/27 (70%)	0.91	3 (15%) 3 1	86, 143, 217, 218	0
26	14	2855/2917 (97%)	-0.08	22 (0%) 87 73	45, 78, 200, 265	0
26	1H	2885/2917 (98%)	-0.09	9 (0%) 94 87	36, 66, 193, 330	0
27	16	122/122 (100%)	-0.53	1 (0%) 87 73	57, 82, 103, 188	0
27	1J	122/122 (100%)	-0.55	0 100 100	78, 110, 130, 191	0
28	7I	133/229 (58%)	1.05	24 (18%) 2 1	146, 216, 237, 244	0

Continued on next page...

Continued from previous page...

Mol	Chain	Analysed	<RSRZ>	#RSRZ>2	OWAB(Å ²)	Q<0.9
28	79	57/229 (24%)	1.80	22 (38%) 0 0	146, 199, 221, 227	0
29	11	273/276 (98%)	0.36	2 (0%) 89 76	37, 59, 76, 92	0
29	19	274/276 (99%)	0.45	7 (2%) 59 38	46, 69, 87, 106	0
30	21	203/206 (98%)	0.60	14 (6%) 20 10	46, 80, 123, 134	0
30	29	204/206 (99%)	0.77	29 (14%) 4 2	53, 88, 124, 134	0
31	31	202/210 (96%)	0.68	16 (7%) 15 8	43, 72, 107, 128	0
31	39	204/210 (97%)	0.40	9 (4%) 38 22	51, 98, 144, 167	0
32	41	179/182 (98%)	0.81	24 (13%) 4 2	72, 93, 130, 142	0
32	49	181/182 (99%)	1.07	39 (21%) 1 1	106, 125, 148, 166	0
33	51	174/180 (96%)	0.09	7 (4%) 42 25	75, 98, 112, 124	0
33	59	70/180 (38%)	0.85	13 (18%) 2 1	136, 156, 178, 182	0
34	61	146/148 (98%)	0.45	12 (8%) 14 7	73, 123, 144, 151	0
34	69	145/148 (97%)	0.52	18 (12%) 5 2	83, 118, 146, 155	0
35	15	138/140 (98%)	1.23	32 (23%) 1 1	73, 99, 128, 143	0
35	58	137/140 (97%)	0.79	12 (8%) 12 6	61, 83, 118, 132	0
36	25	122/122 (100%)	0.97	16 (13%) 5 2	64, 81, 99, 111	0
36	68	122/122 (100%)	0.43	1 (0%) 87 73	53, 68, 85, 93	0
37	35	147/150 (98%)	0.56	9 (6%) 25 13	52, 95, 126, 140	0
37	78	147/150 (98%)	0.36	6 (4%) 41 24	42, 74, 98, 107	0
38	45	139/141 (98%)	0.72	18 (12%) 5 2	64, 95, 114, 130	0
38	88	141/141 (100%)	0.32	8 (5%) 27 15	49, 70, 92, 112	0
39	55	118/118 (100%)	0.55	5 (4%) 40 23	59, 74, 88, 106	0
39	98	118/118 (100%)	1.04	21 (17%) 2 1	58, 76, 93, 107	0
40	65	110/112 (98%)	1.02	22 (20%) 1 1	82, 104, 124, 131	0
40	A8	111/112 (99%)	1.00	13 (11%) 6 3	66, 82, 103, 110	0
41	75	133/146 (91%)	0.58	9 (6%) 20 11	77, 91, 124, 144	0
41	B8	136/146 (93%)	0.21	5 (3%) 45 27	64, 83, 122, 132	0
42	85	116/118 (98%)	0.51	5 (4%) 39 23	60, 87, 118, 120	0
42	C8	115/118 (97%)	0.40	3 (2%) 59 38	50, 73, 102, 109	0
43	95	100/101 (99%)	0.84	16 (16%) 3 1	58, 109, 127, 135	0
43	D8	100/101 (99%)	0.92	14 (14%) 4 2	52, 96, 116, 127	0

Continued on next page...

Continued from previous page...

Mol	Chain	Analysed	<RSRZ>	#RSRZ>2	OWAB(Å ²)	Q<0.9
44	A5	111/113 (98%)	0.67	6 (5%) 29 17	55, 70, 94, 135	0
44	E8	110/113 (97%)	0.50	6 (5%) 29 16	51, 67, 91, 104	0
45	B5	94/96 (97%)	0.81	11 (11%) 6 3	62, 78, 98, 110	0
45	F8	95/96 (98%)	0.09	1 (1%) 82 65	47, 63, 90, 97	0
46	C5	104/110 (94%)	1.83	32 (30%) 1 0	85, 113, 147, 155	0
46	G8	103/110 (93%)	0.34	5 (4%) 33 19	66, 88, 118, 129	0
47	D5	133/206 (64%)	0.95	21 (15%) 3 1	102, 130, 153, 163	0
47	H8	170/206 (82%)	1.10	30 (17%) 2 1	76, 111, 188, 193	0
48	E5	76/85 (89%)	0.95	11 (14%) 3 2	56, 83, 96, 104	0
48	I8	77/85 (90%)	0.59	6 (7%) 16 8	45, 65, 78, 93	0
49	F5	94/98 (95%)	1.04	18 (19%) 2 1	59, 76, 106, 129	0
49	J8	94/98 (95%)	0.66	6 (6%) 23 12	46, 67, 110, 116	0
50	G5	69/72 (95%)	0.36	4 (5%) 26 14	77, 96, 116, 124	0
50	K8	68/72 (94%)	-0.02	1 (1%) 76 57	54, 72, 92, 114	0
51	H5	58/60 (96%)	1.84	24 (41%) 0 0	70, 90, 116, 124	0
51	L8	58/60 (96%)	0.49	3 (5%) 31 17	55, 74, 99, 111	0
52	M8	49/71 (69%)	1.68	15 (30%) 1 0	94, 136, 150, 166	0
53	J5	56/60 (93%)	0.63	5 (8%) 12 6	52, 77, 126, 137	0
53	N8	48/60 (80%)	0.48	2 (4%) 40 23	44, 77, 124, 127	0
54	L5	47/49 (95%)	0.16	1 (2%) 67 46	44, 55, 77, 97	0
54	P8	47/49 (95%)	-0.00	0 100 100	40, 46, 68, 76	0
55	M5	64/65 (98%)	1.05	9 (14%) 4 2	62, 73, 88, 112	0
55	Q8	64/65 (98%)	0.41	3 (4%) 35 20	47, 60, 76, 88	0
All	All	20647/21961 (94%)	0.32	1412 (6%) 20 11	36, 93, 171, 330	0

All (1412) RSRZ outliers are listed below:

Mol	Chain	Res	Type	RSRZ
46	C5	58	GLY	12.3
26	14	2902	C	12.1
26	14	2901	C	11.2
43	D8	37	VAL	10.9
40	A8	110	LEU	10.0
26	14	2899	G	9.8

Continued on next page...

Continued from previous page...

Mol	Chain	Res	Type	RSRZ
22	1L	76	A	9.7
14	5A	39	LEU	9.6
26	14	2900	A	9.3
46	C5	59	GLY	9.0
14	5A	34	TYR	9.0
46	C5	47	LYS	9.0
14	5A	38	GLY	8.7
46	C5	49	VAL	8.5
12	3A	28	LYS	8.4
28	71	175	VAL	8.4
52	M8	40	HIS	8.4
14	5A	51	GLY	8.3
12	3A	64	TYR	8.3
30	21	88	GLY	7.9
7	6E	82	GLY	7.8
9	82	115	GLY	7.7
37	35	110	TYR	7.7
7	6E	84	ASN	7.5
28	79	47	LEU	7.4
40	65	108	GLY	7.4
14	5A	25	VAL	7.4
22	1L	71	C	7.3
7	6E	81	GLY	7.1
14	5A	37	PHE	7.1
25	4K	13	A	7.1
49	J8	94	LEU	7.0
46	C5	46	LYS	6.9
14	5A	41	ARG	6.9
30	29	77	ILE	6.9
14	5A	26	ARG	6.9
22	1K	76	A	6.8
7	6E	85	TYR	6.8
12	3A	20	LYS	6.7
26	14	2795	G	6.6
14	5A	53	LEU	6.5
46	C5	60	PHE	6.4
32	49	39	ILE	6.4
14	5A	44	LEU	6.3
13	4I	6	GLY	6.3
46	C5	53	PRO	6.3
28	71	11	LEU	6.2
46	C5	44	ILE	6.1

Continued on next page...

Continued from previous page...

Mol	Chain	Res	Type	RSRZ
10	1A	54	PHE	6.0
32	49	139	LEU	6.0
7	6E	79	ARG	6.0
46	C5	29	GLU	6.0
24	3K	36	U	5.9
52	M8	41	PRO	5.9
46	C5	50	ARG	5.8
34	69	1	MET	5.7
9	82	116	LYS	5.7
46	C5	63	LYS	5.7
13	4A	102	ARG	5.7
12	3A	27	LEU	5.7
33	59	169	VAL	5.7
12	3A	19	ARG	5.7
47	D5	9	TYR	5.6
22	1L	1	G	5.6
10	1A	62	HIS	5.6
28	79	202	GLU	5.6
29	19	26	LYS	5.5
31	39	10	PRO	5.5
3	22	155	GLY	5.5
10	1A	47	PHE	5.5
12	3A	21	LYS	5.5
3	22	60	ALA	5.5
9	82	109	VAL	5.4
50	G5	44	LEU	5.4
10	1A	65	LEU	5.4
26	14	2897	U	5.4
45	B5	92	LEU	5.4
47	D5	68	PRO	5.3
7	6E	5	ARG	5.3
46	C5	61	ILE	5.2
10	1A	59	SER	5.2
9	82	59	PHE	5.2
46	C5	45	VAL	5.2
40	65	109	GLY	5.2
11	2A	75	TYR	5.2
7	6E	83	ALA	5.2
7	6E	78	ARG	5.1
28	71	228	SER	5.1
14	5A	46	GLU	5.1
8	7E	119	LEU	5.1

Continued on next page...

Continued from previous page...

Mol	Chain	Res	Type	RSRZ
40	65	20	ARG	5.1
22	1L	74	C	5.1
52	M8	31	ILE	5.1
39	55	101	ALA	5.1
14	5A	31	ARG	5.0
28	79	19	ILE	5.0
49	F5	28	GLY	5.0
10	1A	49	VAL	5.0
26	14	2802	G	4.9
9	82	55	ALA	4.9
9	82	52	ALA	4.8
45	B5	69	TYR	4.8
12	3I	64	TYR	4.8
34	61	107	VAL	4.8
14	5A	35	ARG	4.8
48	E5	8	GLY	4.8
7	6E	154	TYR	4.8
14	5A	36	PHE	4.7
2	12	62	ALA	4.7
12	3I	19	ARG	4.7
28	71	27	HIS	4.7
32	41	23	PHE	4.7
43	D8	38	LEU	4.7
16	7I	32	TYR	4.7
3	22	94	LEU	4.7
39	98	114	VAL	4.6
43	D8	1	MET	4.6
45	B5	89	ILE	4.6
38	45	105	GLU	4.6
32	49	142	PRO	4.6
26	14	2898	U	4.6
14	5A	42	ILE	4.6
52	M8	22	ILE	4.6
11	2I	25	TYR	4.6
40	65	60	GLY	4.6
26	14	229	A	4.5
10	1I	22	LYS	4.5
9	82	53	VAL	4.5
33	59	170	ARG	4.5
14	5A	23	ARG	4.5
12	3A	32	PHE	4.5
25	4K	14	A	4.5

Continued on next page...

Continued from previous page...

Mol	Chain	Res	Type	RSRZ
21	1B	2	GLY	4.5
16	7I	7	ALA	4.5
10	1A	63	PHE	4.5
32	41	80	PHE	4.5
51	H5	26	LEU	4.4
36	25	1	MET	4.4
55	M5	40	GLU	4.4
47	H8	96	VAL	4.4
13	4I	96	LEU	4.4
47	H8	70	LEU	4.4
48	E5	9	SER	4.4
35	15	51	PHE	4.3
24	3K	34	U	4.3
47	H8	38	TYR	4.3
30	29	76	ARG	4.3
30	29	56	PRO	4.3
3	22	102	ASN	4.3
13	4I	120	LYS	4.3
22	1L	75	C	4.3
35	58	72	TYR	4.3
3	2E	193	TYR	4.3
9	82	71	SER	4.3
33	59	153	LYS	4.3
13	4A	98	VAL	4.3
3	22	39	ILE	4.3
20	BI	44	ALA	4.3
46	C5	5	MET	4.3
37	35	71	VAL	4.3
22	1L	73	A	4.2
20	BI	55	ILE	4.2
20	BA	104	LEU	4.2
51	H5	30	ARG	4.2
47	H8	147	GLY	4.2
9	82	102	LEU	4.2
14	5A	32	SER	4.2
13	4A	103	THR	4.2
30	29	151	TYR	4.2
32	49	182	LYS	4.2
35	15	84	LYS	4.1
31	31	133	ASN	4.1
28	79	7	TYR	4.1
32	49	138	GLN	4.1

Continued on next page...

Continued from previous page...

Mol	Chain	Res	Type	RSRZ
47	D5	69	THR	4.1
14	5A	56	VAL	4.1
8	72	112	LEU	4.1
20	BI	43	LEU	4.1
40	65	112	PHE	4.1
28	71	193	ILE	4.1
47	D5	57	ILE	4.1
52	M8	34	GLU	4.0
11	2I	50	TYR	4.0
17	8A	11	VAL	4.0
9	82	79	LEU	4.0
12	3A	62	SER	4.0
46	C5	30	VAL	4.0
46	G8	89	PHE	4.0
20	BI	41	ILE	4.0
12	3I	61	THR	4.0
43	95	1	MET	4.0
32	41	88	ILE	4.0
2	12	164	VAL	4.0
20	BI	101	GLY	4.0
32	41	52	ILE	4.0
14	5A	49	HIS	4.0
6	5E	46	ARG	4.0
3	22	101	LEU	4.0
51	H5	28	LEU	4.0
9	82	106	ALA	4.0
47	H8	113	ALA	4.0
28	71	21	THR	3.9
14	5A	47	LEU	3.9
9	82	62	TYR	3.9
34	61	146	ALA	3.9
21	1B	6	ARG	3.9
38	45	103	MET	3.9
11	2A	95	ILE	3.9
20	BI	72	LEU	3.9
45	B5	47	PHE	3.9
9	82	36	TYR	3.9
13	4A	94	ARG	3.9
31	31	6	VAL	3.9
21	1B	14	TRP	3.9
32	49	152	LEU	3.9
41	75	106	SER	3.9

Continued on next page...

Continued from previous page...

Mol	Chain	Res	Type	RSRZ
17	8A	9	VAL	3.9
28	71	176	GLY	3.9
10	1A	57	LYS	3.9
32	49	34	LEU	3.9
49	J8	92	LYS	3.9
34	69	12	LEU	3.9
10	1I	90	LEU	3.8
11	2A	25	TYR	3.8
34	69	20	ASP	3.8
12	3A	84	LEU	3.8
28	71	12	GLU	3.8
12	3A	30	ALA	3.8
40	65	57	LYS	3.8
53	J5	56	LYS	3.8
34	69	3	VAL	3.8
14	5A	50	LYS	3.8
40	A8	68	GLN	3.8
16	7I	36	ILE	3.8
1	13	1536	C	3.8
8	72	133	LEU	3.8
40	A8	48	LEU	3.8
12	3A	69	TYR	3.8
55	M5	12	LYS	3.8
20	BA	42	GLN	3.8
28	71	31	GLU	3.8
5	42	109	ILE	3.8
38	88	104	PHE	3.8
51	H5	6	VAL	3.8
2	12	102	LEU	3.7
11	2A	96	ARG	3.7
13	4A	118	ALA	3.7
46	C5	65	ALA	3.7
14	5I	13	THR	3.7
9	82	54	ASP	3.7
10	1A	56	HIS	3.7
7	6E	80	VAL	3.7
1	1G	82	U	3.7
40	A8	49	VAL	3.7
11	2A	92	GLU	3.7
49	J8	95	LEU	3.7
9	82	87	GLN	3.7
13	4A	111	LYS	3.7

Continued on next page...

Continued from previous page...

Mol	Chain	Res	Type	RSRZ
32	49	23	PHE	3.7
22	1K	73	A	3.7
14	5A	30	ALA	3.7
52	M8	32	TYR	3.7
31	31	134	GLY	3.6
12	3A	33	ARG	3.6
10	1A	61	GLU	3.6
47	D5	11	GLU	3.6
28	71	25	ALA	3.6
33	59	162	ILE	3.6
51	H5	2	PRO	3.6
11	2A	21	ILE	3.6
32	49	62	LEU	3.6
2	1E	14	GLY	3.6
12	3A	68	ALA	3.6
2	12	165	VAL	3.6
10	1I	72	VAL	3.6
28	79	209	LEU	3.6
24	3L	34	U	3.6
3	22	177	THR	3.6
38	45	104	PHE	3.6
3	22	198	VAL	3.6
33	59	171	LEU	3.6
8	7E	112	LEU	3.6
8	7E	137	VAL	3.6
17	8A	22	LEU	3.6
3	2E	91	LEU	3.6
4	3E	96	LEU	3.6
40	A8	58	LEU	3.6
47	D5	70	LEU	3.6
7	62	37	ASN	3.6
3	2E	94	LEU	3.5
22	1L	3	G	3.5
46	C5	52	SER	3.5
7	62	41	ARG	3.5
17	8I	36	ILE	3.5
38	45	102	VAL	3.5
9	82	123	PRO	3.5
28	79	56	GLN	3.5
17	8A	8	GLY	3.5
7	62	17	VAL	3.5
39	98	87	TYR	3.5

Continued on next page...

Continued from previous page...

Mol	Chain	Res	Type	RSRZ
47	D5	28	MET	3.5
16	7I	6	LEU	3.5
28	7I	13	LYS	3.5
10	1I	94	VAL	3.5
54	L5	1	MET	3.5
16	7I	19	ILE	3.5
17	8A	23	VAL	3.5
11	2A	31	THR	3.5
10	1A	46	ARG	3.5
20	BA	9	ASN	3.5
24	3K	45	G	3.5
7	6E	56	GLN	3.5
10	1I	33	GLN	3.5
32	49	178	PHE	3.5
40	65	58	LEU	3.5
13	4I	56	LEU	3.5
30	21	78	LEU	3.5
32	49	82	LEU	3.5
11	2I	96	ARG	3.5
47	D5	12	GLY	3.5
4	32	68	TYR	3.5
9	82	32	ASP	3.5
8	7E	131	GLY	3.4
30	29	3	GLY	3.4
9	82	56	LEU	3.4
26	1H	2799	A	3.4
2	12	131	PRO	3.4
11	2I	42	TRP	3.4
28	79	198	ALA	3.4
11	2I	82	VAL	3.4
51	H5	58	VAL	3.4
52	M8	25	TYR	3.4
46	C5	56	PRO	3.4
14	5A	52	GLN	3.4
11	2I	81	ASP	3.4
52	M8	20	ASN	3.4
53	J5	55	ARG	3.4
43	95	4	ILE	3.4
52	M8	5	ILE	3.4
11	2A	91	ARG	3.4
28	79	54	SER	3.4
14	5A	55	GLY	3.4

Continued on next page...

Continued from previous page...

Mol	Chain	Res	Type	RSRZ
47	H8	106	GLY	3.4
28	79	9	ALA	3.3
32	49	179	PRO	3.3
41	B8	106	SER	3.3
14	5A	6	LEU	3.3
2	1E	96	ARG	3.3
3	22	23	TYR	3.3
32	41	146	TYR	3.3
11	2I	98	LEU	3.3
20	BI	91	LEU	3.3
42	C8	83	LEU	3.3
2	12	152	PHE	3.3
3	2E	60	ALA	3.3
30	21	89	ASP	3.3
4	32	70	ILE	3.3
17	8A	21	VAL	3.3
24	3K	65	C	3.3
7	6E	110	GLN	3.3
9	82	65	VAL	3.3
9	82	92	TYR	3.3
10	1I	65	LEU	3.3
32	49	25	TYR	3.3
11	2A	17	GLY	3.3
7	62	42	ILE	3.3
35	15	1	MET	3.3
40	65	56	LEU	3.3
24	3K	33	U	3.3
20	BA	41	ILE	3.3
35	15	8	GLN	3.3
34	69	35	LEU	3.3
49	F5	95	LEU	3.3
28	79	49	ILE	3.3
34	69	83	ALA	3.3
16	7I	35	LYS	3.3
50	G5	43	GLN	3.3
55	M5	34	TRP	3.3
47	D5	55	HIS	3.3
2	12	33	TYR	3.2
11	2I	71	LYS	3.2
13	4A	101	GLN	3.2
2	12	133	LYS	3.2
55	M5	64	TYR	3.2

Continued on next page...

Continued from previous page...

Mol	Chain	Res	Type	RSRZ
26	1H	1536	A	3.2
9	82	19	LEU	3.2
10	1I	8	LEU	3.2
10	1I	71	LEU	3.2
30	29	73	GLU	3.2
32	49	150	ASP	3.2
43	D8	53	GLU	3.2
44	E8	107	LEU	3.2
9	8E	126	SER	3.2
2	1E	10	LEU	3.2
51	H5	8	LEU	3.2
11	2I	62	GLN	3.2
31	39	14	PRO	3.2
4	32	186	LEU	3.2
43	D8	99	ILE	3.2
7	6E	131	LYS	3.2
11	2A	109	VAL	3.2
3	22	7	PRO	3.2
22	1K	74	C	3.2
35	58	61	ARG	3.2
24	3L	1	G	3.2
35	15	73	THR	3.2
2	12	197	VAL	3.2
9	82	110	GLU	3.2
39	98	118	GLU	3.2
35	15	87	LEU	3.2
4	32	110	PHE	3.2
28	79	167	LYS	3.2
2	1E	188	ALA	3.2
20	BI	59	ALA	3.2
4	32	169	LYS	3.2
47	H8	155	LEU	3.2
46	C5	75	ILE	3.2
4	32	168	ARG	3.2
4	32	178	VAL	3.2
12	3A	23	LYS	3.2
43	95	44	LYS	3.2
32	41	139	LEU	3.2
35	15	12	ARG	3.1
44	E8	92	ARG	3.1
3	22	100	ALA	3.1
33	59	165	ALA	3.1

Continued on next page...

Continued from previous page...

Mol	Chain	Res	Type	RSRZ
46	C5	48	ALA	3.1
9	82	114	TYR	3.1
29	11	111	LEU	3.1
16	7I	48	TRP	3.1
38	45	68	ILE	3.1
12	3A	55	VAL	3.1
35	15	9	VAL	3.1
46	G8	92	ASN	3.1
51	L8	57	GLU	3.1
32	49	83	ARG	3.1
47	H8	107	THR	3.1
30	21	4	ILE	3.1
28	71	181	PRO	3.1
28	71	19	ILE	3.1
3	22	64	VAL	3.1
8	7E	47	GLY	3.1
53	J5	45	VAL	3.1
8	72	2	LEU	3.1
32	49	161	THR	3.1
33	51	9	ILE	3.1
14	5A	58	LYS	3.1
32	49	15	VAL	3.1
35	15	92	ALA	3.1
51	L8	53	LEU	3.1
28	71	170	ALA	3.1
47	D5	91	LEU	3.1
9	82	30	GLY	3.1
12	3A	85	ILE	3.1
8	72	107	LEU	3.1
32	49	175	LEU	3.1
46	C5	101	LYS	3.1
13	4I	102	ARG	3.1
43	95	5	VAL	3.0
24	3K	12	U	3.0
37	35	138	LEU	3.0
39	98	33	ARG	3.0
16	7I	66	PRO	3.0
33	59	164	TYR	3.0
3	22	43	LEU	3.0
8	7E	109	ILE	3.0
49	F5	71	TYR	3.0
30	29	75	VAL	3.0

Continued on next page...

Continued from previous page...

Mol	Chain	Res	Type	RSRZ
3	22	164	ARG	3.0
7	6E	149	ARG	3.0
32	49	92	VAL	3.0
51	H5	9	VAL	3.0
9	82	20	ARG	3.0
46	C5	86	ARG	3.0
2	12	155	LEU	3.0
12	3A	65	GLU	3.0
9	82	17	VAL	3.0
12	3A	18	VAL	3.0
14	5I	29	ARG	3.0
19	AI	71	LEU	3.0
30	21	67	PHE	3.0
32	49	94	LEU	3.0
32	49	133	LEU	3.0
39	98	98	LEU	3.0
10	1A	58	ASP	3.0
13	4A	117	VAL	3.0
17	8I	95	TYR	3.0
10	1I	25	GLU	3.0
28	71	35	ALA	3.0
11	2I	66	LEU	3.0
28	71	8	ARG	3.0
2	12	19	HIS	3.0
17	8I	29	HIS	3.0
13	4A	97	PRO	3.0
14	5A	48	ALA	3.0
28	71	182	PRO	3.0
2	12	163	PHE	3.0
12	3A	60	LEU	3.0
32	49	177	GLY	3.0
53	J5	54	GLY	3.0
14	5I	25	VAL	3.0
30	29	150	VAL	3.0
4	3E	110	PHE	2.9
9	82	94	ALA	2.9
30	29	28	ALA	2.9
10	1A	51	ARG	2.9
17	8A	32	TYR	2.9
26	14	2797	U	2.9
40	65	33	LYS	2.9
17	8I	10	VAL	2.9

Continued on next page...

Continued from previous page...

Mol	Chain	Res	Type	RSRZ
35	15	98	VAL	2.9
7	6E	72	ARG	2.9
17	8A	91	ARG	2.9
20	BI	40	ALA	2.9
39	55	29	LEU	2.9
46	C5	54	LYS	2.9
11	2I	75	TYR	2.9
12	3A	29	GLY	2.9
17	8A	95	TYR	2.9
39	98	115	GLU	2.9
46	G8	91	GLU	2.9
47	H8	149	SER	2.9
35	15	46	VAL	2.9
40	A8	105	ALA	2.9
13	4A	95	GLY	2.9
11	2A	83	ILE	2.9
35	15	41	ASP	2.9
10	1I	79	ARG	2.9
17	8A	7	THR	2.9
3	2E	76	VAL	2.9
3	22	10	PHE	2.9
49	F5	60	PHE	2.9
45	B5	18	TYR	2.9
11	2I	48	ILE	2.9
16	7I	59	TRP	2.9
51	H5	59	VAL	2.9
7	6E	22	LEU	2.9
18	9I	78	LEU	2.9
51	H5	4	LEU	2.9
20	BA	98	PRO	2.9
33	59	168	PRO	2.9
34	61	70	GLU	2.9
51	H5	12	PRO	2.9
25	4L	25	A	2.9
55	Q8	64	TYR	2.9
7	62	30	ILE	2.9
5	42	31	LEU	2.9
28	71	28	LEU	2.9
12	3I	17	LYS	2.9
26	1H	163	U	2.9
21	1B	22	ARG	2.9
51	H5	44	ARG	2.9

Continued on next page...

Continued from previous page...

Mol	Chain	Res	Type	RSRZ
26	14	2799	A	2.9
55	M5	22	VAL	2.9
10	1A	48	THR	2.9
45	B5	68	ARG	2.9
20	BI	18	GLN	2.9
47	H8	148	ASP	2.9
11	2I	63	LEU	2.9
14	5A	10	ALA	2.9
26	14	1509	C	2.9
18	9A	84	LYS	2.9
28	71	49	ILE	2.9
28	79	171	ILE	2.9
35	15	72	TYR	2.9
40	65	35	ILE	2.9
33	59	76	VAL	2.9
2	12	101	MET	2.9
32	49	135	LEU	2.9
38	88	136	ALA	2.9
33	51	16	SER	2.8
26	14	2896	C	2.8
20	BI	21	LYS	2.8
17	8A	59	ILE	2.8
48	E5	26	TYR	2.8
37	35	126	VAL	2.8
7	62	101	LEU	2.8
11	2I	74	ALA	2.8
31	39	22	ALA	2.8
25	4L	10	G	2.8
7	62	146	GLU	2.8
3	22	8	ILE	2.8
10	1I	60	ARG	2.8
35	15	85	ILE	2.8
45	B5	26	TYR	2.8
8	7E	53	VAL	2.8
47	D5	37	VAL	2.8
31	39	124	LEU	2.8
51	H5	10	LYS	2.8
26	14	2798	C	2.8
30	29	141	ILE	2.8
14	5A	17	LYS	2.8
40	A8	112	PHE	2.8
30	29	78	LEU	2.8

Continued on next page...

Continued from previous page...

Mol	Chain	Res	Type	RSRZ
31	39	128	ALA	2.8
17	8A	98	LEU	2.8
45	F8	92	LEU	2.8
7	6E	139	GLU	2.8
47	D5	50	GLN	2.8
49	F5	7	ILE	2.8
20	BA	72	LEU	2.8
9	8E	127	LYS	2.8
35	15	13	TRP	2.8
26	1H	2795	G	2.8
8	72	83	ILE	2.8
17	8A	36	ILE	2.8
35	58	51	PHE	2.8
36	25	2	ILE	2.8
40	65	40	ILE	2.8
48	I8	69	PHE	2.8
3	22	6	HIS	2.8
2	1E	15	VAL	2.8
20	BI	92	LEU	2.8
30	29	116	VAL	2.8
46	C5	42	VAL	2.8
2	1E	148	TYR	2.8
31	39	199	TRP	2.8
16	7I	4	ILE	2.8
3	22	190	ARG	2.8
34	61	113	ARG	2.8
7	62	12	LEU	2.8
13	4A	96	LEU	2.8
33	51	83	TYR	2.8
46	C5	55	TYR	2.8
11	2A	32	ILE	2.7
19	AA	62	ILE	2.7
38	45	65	PHE	2.7
43	95	74	LYS	2.7
24	3K	15	G	2.7
7	62	16	LEU	2.7
8	7E	63	LEU	2.7
35	15	130	HIS	2.7
7	6E	76	ARG	2.7
27	16	1(M)	A	2.7
7	62	26	PHE	2.7
11	2I	21	ILE	2.7

Continued on next page...

Continued from previous page...

Mol	Chain	Res	Type	RSRZ
20	BI	46	GLU	2.7
41	75	50	ILE	2.7
45	B5	28	PHE	2.7
3	22	154	SER	2.7
11	2I	47	VAL	2.7
20	BA	13	LEU	2.7
40	65	46	VAL	2.7
43	D8	40	LEU	2.7
52	M8	37	SER	2.7
19	AI	48	THR	2.7
49	F5	10	LYS	2.7
3	22	89	GLU	2.7
5	42	45	PHE	2.7
11	2A	42	TRP	2.7
4	32	176	LEU	2.7
21	1B	10	ARG	2.7
46	C5	2	ARG	2.7
16	7I	22	THR	2.7
22	1L	2	G	2.7
32	41	137	GLU	2.7
35	15	43	THR	2.7
7	6E	103	TRP	2.7
34	61	77	LEU	2.7
40	65	83	LYS	2.7
43	D8	44	LYS	2.7
14	5A	29	ARG	2.7
20	BI	86	ARG	2.7
5	42	133	TYR	2.7
1	1G	1029	G	2.7
32	49	140	ILE	2.7
7	62	94	ARG	2.7
46	C5	31	LEU	2.7
12	3A	16	GLU	2.7
14	5A	59	ALA	2.7
36	25	42	SER	2.7
43	D8	54	GLY	2.7
3	22	193	TYR	2.7
44	A5	38	TYR	2.7
47	H8	1	MET	2.7
4	32	185	PHE	2.7
9	82	7	THR	2.7
36	25	65	THR	2.7

Continued on next page...

Continued from previous page...

Mol	Chain	Res	Type	RSRZ
24	3K	27	G	2.7
17	8A	10	VAL	2.7
32	41	82	LEU	2.7
36	25	43	VAL	2.7
55	Q8	60	LEU	2.7
47	H8	164	ALA	2.7
32	49	36	LYS	2.7
38	45	93	TYR	2.7
51	H5	3	ARG	2.7
28	79	165	ASN	2.7
12	3A	66	VAL	2.7
15	6I	60	VAL	2.7
20	BI	20	LEU	2.7
32	49	5	VAL	2.7
20	BI	70	SER	2.7
47	H8	153	SER	2.7
34	61	130	TYR	2.7
40	A8	87	PHE	2.7
7	6E	12	LEU	2.7
44	E8	69	LEU	2.7
35	15	44	PRO	2.7
9	82	84	ALA	2.7
33	51	170	ARG	2.7
49	F5	8	SER	2.6
10	1I	96	ILE	2.6
14	5A	21	TYR	2.6
20	BI	45	GLN	2.6
30	29	69	LYS	2.6
37	78	71	VAL	2.6
43	D8	52	VAL	2.6
9	82	82	ALA	2.6
11	2I	65	ALA	2.6
26	1H	2798	C	2.6
9	82	111	ARG	2.6
43	D8	3	ALA	2.6
14	5A	60	SER	2.6
20	BA	48	LYS	2.6
10	1I	85	LEU	2.6
40	65	73	LEU	2.6
2	12	92	TYR	2.6
9	82	50	LEU	2.6
25	4K	10	G	2.6

Continued on next page...

Continued from previous page...

Mol	Chain	Res	Type	RSRZ
25	4L	9	G	2.6
32	49	176	LEU	2.6
34	61	116	LEU	2.6
34	61	140	LEU	2.6
7	6E	60	LYS	2.6
20	BI	95	ALA	2.6
47	H8	109	ALA	2.6
13	4A	92	HIS	2.6
42	C8	80	ILE	2.6
47	D5	8	TYR	2.6
47	D5	163	LEU	2.6
24	3K	6	G	2.6
34	69	80	PRO	2.6
2	12	134	GLU	2.6
8	7E	13	ILE	2.6
11	2A	108	ILE	2.6
14	5A	45	ARG	2.6
38	45	6	ARG	2.6
48	I8	82	ARG	2.6
5	42	12	LEU	2.6
32	41	34	LEU	2.6
39	55	100	LEU	2.6
43	95	39	LEU	2.6
48	E5	75	LEU	2.6
8	7E	46	LYS	2.6
16	7I	53	VAL	2.6
28	79	20	TYR	2.6
30	21	91	VAL	2.6
43	95	12	TYR	2.6
8	72	16	ALA	2.6
9	82	76	ALA	2.6
39	98	102	GLU	2.6
43	95	43	GLU	2.6
47	H8	156	LYS	2.6
28	79	169	GLY	2.6
38	45	19	GLY	2.6
11	2A	14	VAL	2.6
10	1A	64	GLU	2.6
12	3A	31	PRO	2.6
1	1G	1202	G	2.6
35	58	85	ILE	2.6
49	F5	91	LYS	2.6

Continued on next page...

Continued from previous page...

Mol	Chain	Res	Type	RSRZ
19	AA	44	MET	2.6
37	35	106	LEU	2.6
32	49	146	TYR	2.6
7	62	39	ALA	2.6
17	8A	75	ARG	2.6
53	N8	34	PRO	2.6
10	1I	38	ILE	2.6
9	8E	19	LEU	2.6
30	29	175	VAL	2.6
8	7E	58	TYR	2.6
11	2A	20	TYR	2.6
3	22	93	LYS	2.6
10	1A	55	LYS	2.6
21	1F	6	ARG	2.6
32	49	10	LYS	2.6
32	49	181	ARG	2.6
37	78	110	TYR	2.6
19	AI	74	PHE	2.6
34	61	109	ILE	2.5
4	32	23	GLY	2.5
30	21	195	LEU	2.5
41	75	99	LEU	2.5
1	13	344	A	2.5
1	1G	1226	C	2.5
4	3E	131	ARG	2.5
19	AA	75	ALA	2.5
32	49	80	PHE	2.5
31	31	172	TRP	2.5
3	22	32	LEU	2.5
41	75	105	LEU	2.5
43	95	15	GLU	2.5
24	3K	35	U	2.5
7	6E	153	HIS	2.5
30	29	198	VAL	2.5
49	F5	62	VAL	2.5
11	2A	50	TYR	2.5
22	1K	71	C	2.5
4	3E	111	ALA	2.5
9	8E	52	ALA	2.5
32	41	26	GLN	2.5
10	1I	50	ILE	2.5
31	31	124	LEU	2.5

Continued on next page...

Continued from previous page...

Mol	Chain	Res	Type	RSRZ
32	41	135	LEU	2.5
47	H8	5	LEU	2.5
3	22	15	THR	2.5
19	AA	63	THR	2.5
9	82	18	PHE	2.5
28	79	204	ALA	2.5
48	I8	26	TYR	2.5
8	72	74	PRO	2.5
8	7E	134	ILE	2.5
20	BA	55	ILE	2.5
34	69	72	LEU	2.5
38	88	17	LEU	2.5
32	49	151	ALA	2.5
45	B5	5	TYR	2.5
4	32	146	ILE	2.5
4	3E	176	LEU	2.5
30	21	5	LEU	2.5
32	41	103	LEU	2.5
40	A8	85	VAL	2.5
7	6E	62	PHE	2.5
30	21	90	THR	2.5
30	29	67	PHE	2.5
35	58	73	THR	2.5
47	H8	104	PHE	2.5
20	BA	8	ARG	2.5
35	15	134	ARG	2.5
33	59	166	GLY	2.5
43	D8	36	PRO	2.5
1	1G	1450	U	2.5
40	65	85	VAL	2.5
4	32	34	GLU	2.5
49	F5	66	HIS	2.5
35	15	124	ALA	2.5
30	29	48	GLN	2.5
2	1E	232	PRO	2.5
7	6E	16	LEU	2.5
8	72	86	ILE	2.5
31	31	196	LEU	2.5
34	69	114	LEU	2.5
10	1I	64	GLU	2.5
16	7I	1	MET	2.5
47	D5	79	ARG	2.5

Continued on next page...

Continued from previous page...

Mol	Chain	Res	Type	RSRZ
28	71	33	ALA	2.5
3	22	196	LEU	2.5
10	1I	88	LEU	2.5
26	14	280	C	2.5
35	15	116	LEU	2.5
39	98	116	LEU	2.5
44	A5	6	ILE	2.5
22	1L	70	C	2.5
2	12	129	GLU	2.5
7	6E	144	MET	2.5
42	85	90	VAL	2.5
52	M8	13	ARG	2.5
20	BA	14	LYS	2.5
28	71	5	LYS	2.5
29	11	112	GLN	2.5
28	79	21	THR	2.5
2	1E	80	ILE	2.5
8	7E	59	LEU	2.5
34	69	140	LEU	2.5
36	25	87	ILE	2.5
39	98	29	LEU	2.5
7	62	32	ARG	2.4
13	4A	104	ARG	2.4
7	6E	140	ASP	2.4
47	H8	88	PHE	2.4
1	1G	1451	A	2.4
51	H5	5	LYS	2.4
51	H5	20	LYS	2.4
7	62	38	LEU	2.4
10	1I	46	ARG	2.4
30	29	49	LEU	2.4
34	69	4	ILE	2.4
50	G5	41	ILE	2.4
5	42	121	LYS	2.4
49	F5	69	LYS	2.4
10	1I	93	GLY	2.4
11	2I	103	LEU	2.4
14	5A	22	THR	2.4
20	BA	53	LEU	2.4
7	62	18	TYR	2.4
7	62	85	TYR	2.4
10	1I	91	PRO	2.4

Continued on next page...

Continued from previous page...

Mol	Chain	Res	Type	RSRZ
9	82	37	PHE	2.4
10	1A	44	VAL	2.4
11	2A	30	VAL	2.4
47	H8	165	VAL	2.4
49	F5	4	VAL	2.4
38	45	92	GLY	2.4
41	75	103	ARG	2.4
45	B5	79	ALA	2.4
20	BI	16	HIS	2.4
31	31	9	ILE	2.4
35	58	15	LEU	2.4
49	F5	92	LYS	2.4
16	7A	32	TYR	2.4
17	8I	71	PHE	2.4
29	19	67	PHE	2.4
2	12	72	GLY	2.4
8	72	9	MET	2.4
11	2A	36	ASP	2.4
13	4A	82	MET	2.4
28	79	203	GLY	2.4
26	14	1099	G	2.4
4	3E	97	LEU	2.4
20	BA	62	LEU	2.4
21	1B	13	ILE	2.4
30	29	181	LEU	2.4
8	7E	48	TYR	2.4
26	1H	2476	A	2.4
3	22	153	VAL	2.4
43	95	14	VAL	2.4
38	88	33	GLY	2.4
31	31	181	LEU	2.4
34	69	38	LEU	2.4
40	A8	80	LEU	2.4
4	3E	139	ARG	2.4
13	4A	88	ARG	2.4
13	4A	108	ARG	2.4
44	E8	68	ARG	2.4
31	31	199	TRP	2.4
10	1I	21	GLN	2.4
8	7E	133	LEU	2.4
34	61	79	ILE	2.4
38	45	34	LEU	2.4

Continued on next page...

Continued from previous page...

Mol	Chain	Res	Type	RSRZ
14	5A	24	CYS	2.4
8	7E	65	TYR	2.4
14	5A	33	VAL	2.4
30	29	51	PHE	2.4
14	5A	54	PRO	2.4
33	59	157	TYR	2.4
46	C5	62	GLU	2.4
9	82	63	ILE	2.4
30	29	81	ILE	2.4
4	32	166	LYS	2.4
9	82	78	LYS	2.4
31	31	17	ARG	2.4
35	58	74	ARG	2.4
2	12	122	PHE	2.4
7	6E	43	PHE	2.4
28	79	51	PRO	2.4
39	98	93	GLY	2.4
7	6E	151	TYR	2.4
13	4A	87	TYR	2.4
47	H8	86	VAL	2.4
11	2I	73	MET	2.4
14	5I	22	THR	2.4
19	AI	75	ALA	2.4
26	14	2801	A	2.4
43	95	27	ALA	2.4
3	22	5	ILE	2.4
9	82	40	LEU	2.4
32	41	152	LEU	2.4
45	B5	88	LYS	2.4
26	14	277	C	2.4
28	71	14	VAL	2.3
41	B8	34	VAL	2.3
7	6E	32	ARG	2.3
12	3I	20	LYS	2.3
20	BI	87	LYS	2.3
39	98	86	ARG	2.3
35	58	16	ILE	2.3
35	58	107	LEU	2.3
41	B8	104	ASN	2.3
49	F5	2	SER	2.3
8	7E	45	ILE	2.3
3	22	96	GLY	2.3

Continued on next page...

Continued from previous page...

Mol	Chain	Res	Type	RSRZ
42	85	72	HIS	2.3
36	25	58	VAL	2.3
35	15	86	PRO	2.3
46	C5	88	LYS	2.3
16	7I	18	ARG	2.3
38	45	10	ARG	2.3
11	2I	69	ALA	2.3
9	82	47	LEU	2.3
12	3I	27	LEU	2.3
40	65	24	LEU	2.3
43	D8	35	LEU	2.3
40	65	87	PHE	2.3
2	1E	165	VAL	2.3
10	1A	34	VAL	2.3
34	69	21	VAL	2.3
35	58	46	VAL	2.3
42	C8	90	VAL	2.3
10	1A	60	ARG	2.3
51	H5	35	ARG	2.3
38	88	32	TYR	2.3
39	98	94	TYR	2.3
3	2E	200	ALA	2.3
3	2E	101	LEU	2.3
3	22	47	LEU	2.3
4	32	162	LEU	2.3
8	7E	2	LEU	2.3
19	AI	30	LEU	2.3
39	98	28	LEU	2.3
48	I8	68	GLU	2.3
51	L8	8	LEU	2.3
17	8I	99	SER	2.3
3	22	186	PHE	2.3
30	29	29	GLY	2.3
35	15	80	GLY	2.3
3	22	37	GLN	2.3
10	1A	66	ARG	2.3
42	85	71	GLN	2.3
50	K8	43	GLN	2.3
29	19	177	LEU	2.3
33	59	71	LEU	2.3
34	61	108	THR	2.3
35	15	59	LYS	2.3

Continued on next page...

Continued from previous page...

Mol	Chain	Res	Type	RSRZ
40	A8	44	LYS	2.3
30	21	184	VAL	2.3
51	H5	19	GLN	2.3
36	25	48	PRO	2.3
9	8E	102	LEU	2.3
13	4A	115	LYS	2.3
14	5A	11	LYS	2.3
11	2I	83	ILE	2.3
39	98	70	LEU	2.3
3	22	40	ARG	2.3
46	G8	86	ARG	2.3
22	1L	44	U	2.3
43	D8	98	GLU	2.3
43	95	93	GLU	2.3
3	2E	39	ILE	2.3
4	3E	78	LEU	2.3
7	6E	152	ALA	2.3
11	2A	66	LEU	2.3
13	4A	90	LEU	2.3
14	5I	2	ALA	2.3
28	71	32	LEU	2.3
35	15	33	LEU	2.3
41	B8	1	MET	2.3
51	H5	53	LEU	2.3
2	1E	152	PHE	2.3
4	32	16	GLY	2.3
8	7E	44	PHE	2.3
36	25	102	VAL	2.3
33	51	27	LYS	2.3
47	H8	85	HIS	2.3
12	3A	48	PRO	2.3
9	8E	121	ARG	2.3
11	2A	18	ARG	2.3
38	45	7	MET	2.3
47	H8	51	ALA	2.3
8	72	134	ILE	2.3
32	49	141	PHE	2.3
29	19	27	THR	2.3
32	41	138	GLN	2.3
11	2I	30	VAL	2.3
34	69	11	ASN	2.3
44	E8	109	GLU	2.3

Continued on next page...

Continued from previous page...

Mol	Chain	Res	Type	RSRZ
48	E5	12	ASN	2.3
7	6E	20	ASP	2.3
10	1I	77	PRO	2.3
29	19	262	ARG	2.3
47	D5	20	ARG	2.3
48	E5	39	ARG	2.3
11	2I	19	ALA	2.3
13	4I	34	LEU	2.3
20	BA	10	LEU	2.3
37	78	59	LEU	2.3
8	72	111	ILE	2.3
9	82	77	ILE	2.3
11	2I	29	ILE	2.3
12	3I	7	ILE	2.3
12	3A	98	TYR	2.3
44	A5	103	ILE	2.3
16	7I	31	LYS	2.3
37	35	108	LYS	2.3
41	75	45	PHE	2.3
26	1H	654(O)	G	2.3
7	62	61	VAL	2.2
13	4A	105	THR	2.2
30	21	72	VAL	2.2
3	22	194	GLY	2.2
36	25	41	ALA	2.2
38	45	37	LEU	2.2
47	D5	59	LEU	2.2
49	J8	87	PRO	2.2
47	H8	8	TYR	2.2
35	58	133	GLN	2.2
44	A5	30	GLU	2.2
13	4I	114	ARG	2.2
20	BI	22	ARG	2.2
20	BA	17	ARG	2.2
32	49	159	VAL	2.2
34	69	144	VAL	2.2
13	4I	43	THR	2.2
39	98	95	THR	2.2
12	3A	13	LYS	2.2
20	BA	27	LYS	2.2
30	29	203	LYS	2.2
4	32	108	LEU	2.2

Continued on next page...

Continued from previous page...

Mol	Chain	Res	Type	RSRZ
9	8E	49	PRO	2.2
33	51	39	PRO	2.2
50	G5	64	LEU	2.2
9	82	81	ILE	2.2
41	75	1	MET	2.2
13	4I	87	TYR	2.2
1	13	345	C	2.2
9	82	44	VAL	2.2
38	88	130	LYS	2.2
21	1B	11	GLY	2.2
39	98	113	LEU	2.2
47	D5	5	LEU	2.2
49	F5	94	LEU	2.2
55	M5	50	LEU	2.2
7	62	62	PHE	2.2
16	7I	9	PHE	2.2
30	29	1	MET	2.2
3	22	184	TYR	2.2
17	8I	32	TYR	2.2
38	88	132	VAL	2.2
11	2A	38	ASN	2.2
4	32	19	LEU	2.2
28	79	199	HIS	2.2
32	41	164	GLU	2.2
32	49	137	GLU	2.2
47	H8	25	PRO	2.2
55	M5	16	ILE	2.2
3	22	28	GLN	2.2
3	22	131	ARG	2.2
12	3A	15	ARG	2.2
17	8I	101	ARG	2.2
20	BI	42	GLN	2.2
25	4K	9	G	2.2
3	2E	22	TRP	2.2
30	29	188	VAL	2.2
7	62	22	LEU	2.2
30	29	52	LEU	2.2
33	59	159	GLU	2.2
35	15	58	ASP	2.2
36	25	106	LEU	2.2
37	78	106	LEU	2.2
38	88	112	GLU	2.2

Continued on next page...

Continued from previous page...

Mol	Chain	Res	Type	RSRZ
5	4E	152	ARG	2.2
7	62	40	ALA	2.2
16	7I	33	ILE	2.2
19	AI	49	ILE	2.2
24	3K	37	A	2.2
48	I8	37	LEU	2.2
48	E5	59	LEU	2.2
11	2A	71	LYS	2.2
9	82	125	TYR	2.2
8	7E	93	VAL	2.2
20	BA	92	LEU	2.2
32	41	178	PHE	2.2
35	15	37	LYS	2.2
47	H8	82	ARG	2.2
1	1G	1227	A	2.2
12	3A	94	PRO	2.2
47	H8	99	TYR	2.2
3	2E	167	TRP	2.2
49	F5	6	GLU	2.2
7	62	5	ARG	2.2
11	2A	86	GLY	2.2
12	3A	126	LYS	2.2
20	BI	54	LYS	2.2
24	3K	71	C	2.2
26	14	2794	C	2.2
49	F5	61	ARG	2.2
7	6E	101	LEU	2.2
7	62	104	LEU	2.2
12	3A	10	LEU	2.2
18	9I	76	LEU	2.2
20	BA	20	LEU	2.2
39	98	100	LEU	2.2
43	95	35	LEU	2.2
3	22	157	ILE	2.2
11	2A	40	ILE	2.2
32	41	46	ALA	2.2
49	J8	90	ILE	2.2
10	1I	37	PRO	2.2
33	51	61	HIS	2.2
4	32	20	TYR	2.2
12	3I	28	LYS	2.2
32	41	25	TYR	2.2

Continued on next page...

Continued from previous page...

Mol	Chain	Res	Type	RSRZ
37	78	94	GLU	2.2
4	3E	23	GLY	2.2
9	8E	8	GLY	2.2
48	E5	22	GLY	2.2
7	6E	104	LEU	2.2
32	41	107	LEU	2.2
47	H8	59	LEU	2.2
32	49	63	ILE	2.2
4	3E	145	GLU	2.2
5	4E	24	ARG	2.2
10	1I	97	GLU	2.2
11	2A	82	VAL	2.2
12	3A	97	ARG	2.2
20	BA	23	ARG	2.2
51	H5	36	VAL	2.2
35	15	125	GLY	2.1
38	45	17	LEU	2.1
9	82	74	ILE	2.1
34	69	138	ILE	2.1
11	2I	107	SER	2.1
11	2A	77	MET	2.1
19	AA	76	PRO	2.1
9	82	42	ARG	2.1
12	3A	34	ARG	2.1
31	31	193	VAL	2.1
39	98	97	VAL	2.1
43	D8	46	VAL	2.1
52	M8	17	GLY	2.1
53	J5	57	VAL	2.1
11	2I	20	TYR	2.1
25	4K	12	A	2.1
4	3E	101	LEU	2.1
31	31	125	LEU	2.1
39	55	4	LEU	2.1
26	1H	2797	U	2.1
31	31	206	ILE	2.1
4	32	141	ARG	2.1
30	29	79	ARG	2.1
36	25	17	ARG	2.1
12	3A	22	SER	2.1
40	A8	28	VAL	2.1
48	E5	76	GLY	2.1

Continued on next page...

Continued from previous page...

Mol	Chain	Res	Type	RSRZ
52	M8	10	VAL	2.1
36	25	32	TYR	2.1
6	5E	55	ASP	2.1
7	6E	59	LEU	2.1
9	82	75	ASP	2.1
11	2I	125	PHE	2.1
12	3A	17	LYS	2.1
15	6I	70	LEU	2.1
29	19	182	LEU	2.1
31	31	156	LEU	2.1
32	41	75	LYS	2.1
25	4K	26	A	2.1
2	12	39	ILE	2.1
9	82	120	ARG	2.1
12	3A	59	ARG	2.1
32	41	48	GLU	2.1
35	15	136	GLU	2.1
46	C5	64	GLU	2.1
48	I8	25	ARG	2.1
43	95	16	PRO	2.1
9	8E	53	VAL	2.1
11	2A	90	GLY	2.1
13	4A	26	GLY	2.1
14	5I	51	GLY	2.1
17	8I	23	VAL	2.1
31	39	131	GLY	2.1
35	15	83	LYS	2.1
31	39	125	LEU	2.1
41	75	101	PHE	2.1
44	A5	92	ARG	2.1
48	E5	45	PHE	2.1
2	1E	13	ALA	2.1
10	1A	50	ILE	2.1
11	2I	68	ALA	2.1
44	A5	5	ALA	2.1
52	M8	3	GLU	2.1
3	22	63	ASN	2.1
4	32	182	LYS	2.1
7	6E	69	VAL	2.1
9	82	8	GLY	2.1
20	BI	96	GLY	2.1
21	1B	23	PRO	2.1

Continued on next page...

Continued from previous page...

Mol	Chain	Res	Type	RSRZ
37	35	95	VAL	2.1
37	35	125	VAL	2.1
38	45	33	GLY	2.1
47	H8	108	PRO	2.1
11	2A	84	VAL	2.1
7	6E	24	THR	2.1
2	1E	31	TYR	2.1
8	7E	10	LEU	2.1
14	5I	41	ARG	2.1
17	8I	22	LEU	2.1
30	21	182	LEU	2.1
30	21	199	ARG	2.1
36	25	81	ASP	2.1
11	2I	60	ALA	2.1
40	A8	86	ALA	2.1
43	95	99	ILE	2.1
8	7E	83	ILE	2.1
26	14	614	U	2.1
30	29	134	ILE	2.1
53	N8	38	ALA	2.1
4	32	73	ARG	2.1
8	72	122	ARG	2.1
32	41	118	ARG	2.1
32	49	113	ARG	2.1
51	H5	29	ARG	2.1
42	85	25	TRP	2.1
4	32	188	LEU	2.1
9	8E	85	LEU	2.1
11	2I	95	ILE	2.1
15	6A	78	TYR	2.1
20	BI	33	ILE	2.1
40	65	51	ALA	2.1
13	4A	100	GLY	2.1
55	M5	4	MET	2.1
4	3E	24	GLU	2.1
46	G8	40	GLU	2.1
11	2I	70	LYS	2.1
13	4A	66	LEU	2.1
20	BA	16	HIS	2.1
24	3K	70	C	2.1
28	71	163	PHE	2.1
29	19	147	LEU	2.1

Continued on next page...

Continued from previous page...

Mol	Chain	Res	Type	RSRZ
31	39	192	LEU	2.1
43	95	64	HIS	2.1
47	D5	88	PHE	2.1
52	M8	9	LEU	2.1
41	B8	112	ARG	2.1
3	2E	166	GLU	2.1
7	62	31	MET	2.1
38	45	35	VAL	2.1
40	65	64	GLU	2.1
42	85	89	GLU	2.1
9	82	21	PRO	2.1
12	3A	46	LYS	2.1
19	AI	76	PRO	2.1
40	65	19	LYS	2.1
55	M5	52	LYS	2.1
8	7E	127	LEU	2.0
37	78	99	LEU	2.0
1	13	1531	A	2.0
1	1G	1225	A	2.0
25	4K	15	A	2.0
26	14	1536	A	2.0
26	14	2126	A	2.0
11	2A	19	ALA	2.0
13	4A	116	THR	2.0
15	6I	79	ARG	2.0
30	21	151	TYR	2.0
34	61	120	ILE	2.0
25	4K	11	U	2.0
49	F5	5	CYS	2.0
7	62	70	LYS	2.0
34	69	2	LYS	2.0
7	6E	141	VAL	2.0
36	25	57	VAL	2.0
39	98	48	VAL	2.0
46	C5	43	ASN	2.0
17	8I	98	LEU	2.0
17	8A	71	PHE	2.0
31	31	123	LEU	2.0
51	H5	23	LEU	2.0
20	BI	80	ARG	2.0
32	41	140	ILE	2.0
35	15	16	ILE	2.0

Continued on next page...

Continued from previous page...

Mol	Chain	Res	Type	RSRZ
41	75	48	ILE	2.0
8	7E	130	GLY	2.0
8	72	48	TYR	2.0
31	31	184	TYR	2.0
30	29	24	THR	2.0
32	49	167	GLU	2.0
48	E5	46	LYS	2.0
51	H5	27	GLY	2.0
34	69	18	VAL	2.0
47	D5	47	VAL	2.0
2	12	26	PRO	2.0
17	8A	84	LEU	2.0
40	65	61	ASN	2.0
3	22	88	ARG	2.0
12	3I	33	ARG	2.0
15	6I	88	ARG	2.0
20	BI	17	ARG	2.0
37	35	65	ARG	2.0
39	55	68	ARG	2.0
28	79	48	GLY	2.0
32	41	114	ILE	2.0
39	98	49	ASP	2.0
14	5A	28	GLY	2.0
44	E8	96	ILE	2.0
19	AA	64	GLU	2.0
51	H5	11	SER	2.0
4	3E	138	TYR	2.0
26	1H	2126	A	2.0
47	D5	38	TYR	2.0
10	1I	48	THR	2.0
19	AI	60	VAL	2.0
40	65	49	VAL	2.0
4	32	187	ARG	2.0
9	82	10	ARG	2.0
9	82	121	ARG	2.0
13	4A	91	ARG	2.0
28	79	17	ASN	2.0
32	49	136	ARG	2.0
35	58	116	LEU	2.0
47	H8	41	LEU	2.0
49	J8	42	GLN	2.0
5	4E	88	LYS	2.0

Continued on next page...

Continued from previous page...

Mol	Chain	Res	Type	RSRZ
10	1I	55	LYS	2.0
2	12	79	ASP	2.0
8	7E	66	GLY	2.0
8	72	131	GLY	2.0
36	68	120	GLU	2.0
39	98	32	GLY	2.0
46	C5	69	ALA	2.0
3	2E	201	TYR	2.0
35	15	75	TYR	2.0
38	45	32	TYR	2.0
3	22	66	VAL	2.0
7	62	105	VAL	2.0
8	7E	95	VAL	2.0
13	4A	114	ARG	2.0
17	8A	92	ARG	2.0
47	H8	141	VAL	2.0
55	Q8	22	VAL	2.0
2	1E	187	LEU	2.0
20	BI	99	LEU	2.0
36	25	25	LEU	2.0

6.2 Non-standard residues in protein, DNA, RNA chains ⓘ

In the following table, the Atoms column lists the number of modelled atoms in the group and the number defined in the chemical component dictionary. LLDF column lists the quality of electron density of the group with respect to its neighbouring residues in protein, DNA or RNA chains. The B-factors column lists the minimum, median, 95th percentile and maximum values of B factors of atoms in the group. The column labelled 'Q< 0.9' lists the number of atoms with occupancy less than 0.9.

Mol	Type	Chain	Res	Atoms	RSCC	RSR	LLDF	B-factors(Å ²)	Q<0.9
22	5MU	1K	54	21/22	0.91	0.14	-	93,106,119,128	0
22	PSU	1K	55	20/21	0.89	0.12	-	95,109,120,124	0
23	PSU	2L	56	20/21	0.93	0.10	-	98,105,111,115	0
22	PSU	1L	55	20/21	0.84	0.13	-	113,126,140,141	0
22	U8U	1L	34	23/24	0.93	0.18	-	102,117,122,124	0
23	5MU	2K	55	21/22	0.96	0.12	-	89,95,100,103	0
23	G7M	2L	47	24/25	0.94	0.13	-	110,117,123,127	0
23	G7M	2K	47	24/25	0.96	0.13	-	86,95,107,113	0
23	OMC	2K	33	21/22	0.97	0.21	-	67,74,78,82	0
22	T6A	1L	37	32/33	0.93	0.21	-	91,110,116,118	0
22	U8U	1K	34	23/24	0.96	0.15	-	76,81,86,100	0

Continued on next page...

Continued from previous page...

Mol	Type	Chain	Res	Atoms	RSCC	RSR	LLDF	B-factors(\AA^2)	Q<0.9
22	PSU	1K	39	20/21	0.94	0.15	-	74,91,100,100	0
23	4SU	2K	8	20/21	0.97	0.14	-	75,83,88,90	0
22	5MU	1L	54	21/22	0.90	0.12	-	113,125,134,142	0
22	PSU	1L	39	20/21	0.89	0.23	-	88,116,127,129	0
23	OMC	2L	33	21/22	0.96	0.13	-	88,93,99,103	0
23	PSU	2K	56	20/21	0.93	0.10	-	86,90,100,104	0
22	T6A	1K	37	32/33	0.96	0.16	-	58,79,98,99	0
23	5MU	2L	55	21/22	0.94	0.12	-	99,108,115,124	0
23	4SU	2L	8	20/21	0.95	0.15	-	94,104,108,112	0

6.3 Carbohydrates [i](#)

There are no carbohydrates in this entry.

6.4 Ligands [i](#)

In the following table, the Atoms column lists the number of modelled atoms in the group and the number defined in the chemical component dictionary. LLDF column lists the quality of electron density of the group with respect to its neighbouring residues in protein, DNA or RNA chains. The B-factors column lists the minimum, median, 95th percentile and maximum values of B factors of atoms in the group. The column labelled 'Q< 0.9' lists the number of atoms with occupancy less than 0.9.

Mol	Type	Chain	Res	Atoms	RSCC	RSR	LLDF	B-factors(\AA^2)	Q<0.9
56	MG	14	3163	1/1	0.93	1.04	84.07	76,76,76,76	0
56	MG	1H	3044	1/1	0.96	0.28	43.07	39,39,39,39	0
56	MG	14	3153	1/1	0.81	1.04	40.00	74,74,74,74	0
56	MG	1H	3092	1/1	0.91	0.58	39.58	55,55,55,55	0
56	MG	1H	3172	1/1	0.84	0.76	37.61	70,70,70,70	0
56	MG	14	3214	1/1	0.66	0.32	34.83	113,113,113,113	0
56	MG	13	1636	1/1	0.96	0.54	30.58	70,70,70,70	0
56	MG	14	3131	1/1	0.76	0.53	29.42	62,62,62,62	0
56	MG	1H	3285	1/1	0.97	0.49	26.84	50,50,50,50	0
56	MG	14	3158	1/1	0.68	0.32	26.05	91,91,91,91	0
56	MG	14	3234	1/1	0.77	0.57	25.49	71,71,71,71	0
56	MG	2L	101	1/1	0.99	0.53	25.24	71,71,71,71	0
56	MG	1H	3118	1/1	0.93	0.57	25.13	52,52,52,52	0
56	MG	14	3149	1/1	0.76	0.77	24.40	89,89,89,89	0
56	MG	1H	3061	1/1	0.97	0.36	23.77	41,41,41,41	0
56	MG	1H	3143	1/1	0.72	0.36	23.65	84,84,84,84	0

Continued on next page...

Continued from previous page...

Mol	Type	Chain	Res	Atoms	RSCC	RSR	LLDF	B-factors(\AA^2)	Q<0.9
56	MG	1H	3179	1/1	0.88	0.47	23.47	47,47,47,47	0
56	MG	14	3068	1/1	0.86	0.53	23.19	59,59,59,59	0
56	MG	1H	3194	1/1	0.66	0.48	22.09	83,83,83,83	0
56	MG	14	3189	1/1	0.72	0.62	22.04	60,60,60,60	0
56	MG	13	1602	1/1	0.82	0.50	21.90	61,61,61,61	0
56	MG	13	1630	1/1	0.86	0.40	21.60	81,81,81,81	0
56	MG	1H	3133	1/1	0.79	0.35	21.53	64,64,64,64	0
56	MG	1H	3037	1/1	0.88	0.58	21.09	63,63,63,63	0
56	MG	1H	3192	1/1	0.85	0.50	19.35	61,61,61,61	0
56	MG	1H	3017	1/1	0.99	0.46	18.81	55,55,55,55	0
56	MG	14	3132	1/1	0.91	0.61	18.63	56,56,56,56	0
56	MG	14	3032	1/1	0.97	0.43	18.53	50,50,50,50	0
56	MG	14	3160	1/1	0.89	0.52	18.33	78,78,78,78	0
56	MG	1H	3261	1/1	0.90	0.46	18.00	65,65,65,65	0
56	MG	14	3122	1/1	0.94	0.41	17.67	53,53,53,53	0
56	MG	14	3050	1/1	0.93	0.44	17.43	76,76,76,76	0
56	MG	1H	3105	1/1	0.88	0.50	17.31	72,72,72,72	0
56	MG	1H	3021	1/1	0.98	0.35	17.24	43,43,43,43	0
56	MG	14	3220	1/1	0.96	0.39	17.19	74,74,74,74	0
56	MG	14	3053	1/1	0.83	0.40	17.14	53,53,53,53	0
56	MG	1H	3274	1/1	0.86	0.45	16.67	48,48,48,48	0
56	MG	14	3166	1/1	0.86	0.30	14.73	85,85,85,85	0
56	MG	1H	3189	1/1	0.92	0.44	14.17	53,53,53,53	0
56	MG	1H	3053	1/1	0.93	0.40	13.98	40,40,40,40	0
56	MG	14	3099	1/1	0.94	0.33	13.67	51,51,51,51	0
56	MG	1H	3051	1/1	0.97	0.37	13.35	46,46,46,46	0
56	MG	1H	3006	1/1	0.95	0.27	13.25	43,43,43,43	0
56	MG	13	1626	1/1	0.96	0.30	13.21	60,60,60,60	0
56	MG	1H	3050	1/1	0.88	0.31	12.10	49,49,49,49	0
56	MG	1H	3284	1/1	0.96	0.38	12.10	44,44,44,44	0
56	MG	14	3114	1/1	0.99	0.23	12.06	68,68,68,68	0
56	MG	14	3213	1/1	0.95	0.36	12.02	78,78,78,78	0
56	MG	14	3111	1/1	0.65	0.32	11.95	73,73,73,73	0
56	MG	14	3115	1/1	0.78	0.35	11.90	64,64,64,64	0
56	MG	14	3104	1/1	0.86	0.50	11.89	74,74,74,74	0
56	MG	14	3033	1/1	0.84	0.47	11.58	63,63,63,63	0
56	MG	1H	3184	1/1	0.95	0.40	11.57	57,57,57,57	0
56	MG	1H	3213	1/1	0.94	0.27	11.20	96,96,96,96	0
56	MG	14	3119	1/1	0.94	0.29	11.09	67,67,67,67	0
56	MG	1H	3080	1/1	0.94	0.33	11.08	74,74,74,74	0
56	MG	1H	3032	1/1	0.94	0.32	11.01	68,68,68,68	0

Continued on next page...

Continued from previous page...

Mol	Type	Chain	Res	Atoms	RSCC	RSR	LLDF	B-factors(\AA^2)	Q<0.9
56	MG	14	3045	1/1	0.94	0.21	10.81	67,67,67,67	0
56	MG	14	3013	1/1	0.96	0.32	10.48	60,60,60,60	0
56	MG	1H	3156	1/1	0.39	0.34	10.43	55,55,55,55	0
56	MG	13	1631	1/1	0.80	0.26	10.42	89,89,89,89	0
56	MG	1H	3011	1/1	0.89	0.20	9.74	119,119,119,119	0
56	MG	1H	3246	1/1	0.97	0.31	9.70	71,71,71,71	0
56	MG	1H	3115	1/1	0.94	0.27	9.42	59,59,59,59	0
56	MG	2K	103	1/1	0.96	0.38	9.30	56,56,56,56	0
56	MG	1H	3030	1/1	0.92	0.26	8.84	49,49,49,49	0
56	MG	14	3080	1/1	0.98	0.28	8.84	53,53,53,53	0
56	MG	13	1659	1/1	0.81	0.31	8.75	57,57,57,57	0
56	MG	1H	3095	1/1	0.97	0.31	8.63	66,66,66,66	0
56	MG	1H	3442	1/1	0.93	0.22	8.59	64,64,64,64	0
56	MG	13	1624	1/1	0.91	0.25	8.42	80,80,80,80	0
56	MG	1H	3040	1/1	0.98	0.31	8.38	71,71,71,71	0
56	MG	14	3198	1/1	0.82	0.37	8.36	84,84,84,84	0
56	MG	1H	3019	1/1	0.93	0.39	8.30	39,39,39,39	0
56	MG	14	3110	1/1	0.76	0.35	7.96	51,51,51,51	0
56	MG	1H	3093	1/1	0.88	0.21	7.74	60,60,60,60	0
56	MG	1H	3132	1/1	0.83	0.26	7.54	58,58,58,58	0
56	MG	14	3054	1/1	0.98	0.26	7.47	55,55,55,55	0
56	MG	1H	3048	1/1	0.89	0.22	7.45	45,45,45,45	0
56	MG	14	3098	1/1	0.89	0.23	7.43	68,68,68,68	0
56	MG	1H	3043	1/1	0.96	0.27	7.32	47,47,47,47	0
56	MG	1H	3167	1/1	0.86	0.19	7.12	45,45,45,45	0
56	MG	13	1611	1/1	0.94	0.28	6.96	64,64,64,64	0
56	MG	1H	3218	1/1	0.86	0.20	6.95	65,65,65,65	0
56	MG	1H	3407	1/1	0.89	0.21	6.79	89,89,89,89	0
56	MG	14	3231	1/1	0.84	0.28	6.52	69,69,69,69	0
56	MG	1G	1634	1/1	0.88	0.25	6.52	91,91,91,91	0
56	MG	1H	3159	1/1	0.74	0.28	6.45	69,69,69,69	0
56	MG	1H	3123	1/1	0.88	0.29	6.10	65,65,65,65	0
56	MG	1H	3147	1/1	0.96	0.29	6.06	43,43,43,43	0
56	MG	1H	3109	1/1	0.99	0.33	6.05	34,34,34,34	0
56	MG	14	3006	1/1	0.88	0.25	5.99	67,67,67,67	0
56	MG	14	3143	1/1	0.85	0.27	5.96	86,86,86,86	0
56	MG	1H	3068	1/1	0.76	0.31	5.69	50,50,50,50	0
56	MG	1J	208	1/1	0.88	0.22	5.69	90,90,90,90	0
56	MG	14	3455	1/1	0.86	0.39	5.69	87,87,87,87	0
56	MG	14	3328	1/1	0.91	0.30	5.62	83,83,83,83	0
56	MG	1G	1682	1/1	0.89	0.16	5.47	117,117,117,117	0

Continued on next page...

Continued from previous page...

Mol	Type	Chain	Res	Atoms	RSCC	RSR	LLDF	B-factors(\AA^2)	Q<0.9
56	MG	13	1654	1/1	0.95	0.16	5.40	91,91,91,91	0
56	MG	13	1635	1/1	0.97	0.23	5.31	72,72,72,72	0
56	MG	1H	3056	1/1	0.96	0.33	5.19	28,28,28,28	0
56	MG	1H	3230	1/1	0.79	0.42	5.16	89,89,89,89	0
56	MG	14	3086	1/1	0.91	0.27	5.08	61,61,61,61	0
56	MG	14	3226	1/1	0.97	0.26	5.03	51,51,51,51	0
56	MG	1H	3028	1/1	0.96	0.24	4.91	49,49,49,49	0
56	MG	1H	3454	1/1	0.88	0.23	4.89	67,67,67,67	0
56	MG	14	3327	1/1	0.96	0.23	4.82	60,60,60,60	0
56	MG	14	3065	1/1	0.97	0.27	4.81	58,58,58,58	0
56	MG	14	3031	1/1	0.98	0.32	4.65	48,48,48,48	0
56	MG	14	3077	1/1	0.98	0.27	4.49	45,45,45,45	0
56	MG	14	3047	1/1	0.96	0.29	4.46	46,46,46,46	0
56	MG	1H	3141	1/1	0.85	0.25	4.42	53,53,53,53	0
56	MG	14	3191	1/1	0.71	0.20	4.39	66,66,66,66	0
56	MG	14	3246	1/1	0.97	0.31	4.34	57,57,57,57	0
56	MG	14	3030	1/1	0.95	0.32	4.31	38,38,38,38	0
56	MG	1H	3078	1/1	0.89	0.26	4.22	70,70,70,70	0
56	MG	1G	1619	1/1	0.83	0.21	4.20	103,103,103,103	0
56	MG	14	3245	1/1	0.97	0.24	4.16	61,61,61,61	0
56	MG	1H	3069	1/1	0.92	0.27	4.14	45,45,45,45	0
56	MG	13	1638	1/1	0.78	0.26	4.14	71,71,71,71	0
56	MG	14	3016	1/1	0.98	0.32	4.10	55,55,55,55	0
56	MG	1H	3240	1/1	0.77	0.18	4.02	75,75,75,75	0
56	MG	1G	1609	1/1	0.95	0.24	4.00	70,70,70,70	0
56	MG	14	3096	1/1	0.94	0.29	3.90	48,48,48,48	0
56	MG	1H	3098	1/1	0.84	0.17	3.84	58,58,58,58	0
56	MG	14	3064	1/1	0.84	0.28	3.77	62,62,62,62	0
56	MG	13	1632	1/1	0.93	0.19	3.77	69,69,69,69	0
56	MG	1H	3058	1/1	0.98	0.26	3.75	69,69,69,69	0
56	MG	14	3039	1/1	0.98	0.24	3.59	63,63,63,63	0
56	MG	14	3279	1/1	0.91	0.28	3.52	45,45,45,45	0
56	MG	16	201	1/1	0.72	0.17	3.44	84,84,84,84	0
56	MG	1H	3165	1/1	0.86	0.17	3.38	63,63,63,63	0
56	MG	14	3102	1/1	0.90	0.25	3.33	60,60,60,60	0
56	MG	1H	3125	1/1	0.92	0.19	3.31	50,50,50,50	0
56	MG	1H	3229	1/1	0.94	0.22	3.30	59,59,59,59	0
56	MG	1H	3572	1/1	0.98	0.28	3.28	54,54,54,54	0
56	MG	14	3128	1/1	0.68	0.27	3.24	49,49,49,49	0
56	MG	1H	3103	1/1	0.95	0.24	3.11	62,62,62,62	0
56	MG	1H	3127	1/1	0.92	0.24	3.06	44,44,44,44	0

Continued on next page...

Continued from previous page...

Mol	Type	Chain	Res	Atoms	RSCC	RSR	LLDF	B-factors(\AA^2)	Q<0.9
56	MG	13	1606	1/1	0.98	0.20	3.04	71,71,71,71	0
56	MG	1H	3007	1/1	0.97	0.20	3.03	60,60,60,60	0
56	MG	14	3019	1/1	0.86	0.24	2.90	48,48,48,48	0
56	MG	14	3112	1/1	0.78	0.28	2.88	69,69,69,69	0
56	MG	14	3026	1/1	0.96	0.21	2.77	70,70,70,70	0
56	MG	1H	3209	1/1	0.78	0.21	2.74	65,65,65,65	0
56	MG	21	301	1/1	0.82	0.28	2.61	62,62,62,62	0
56	MG	14	3165	1/1	0.93	0.21	2.52	67,67,67,67	0
56	MG	13	1625	1/1	0.89	0.21	2.51	78,78,78,78	0
56	MG	1H	3027	1/1	0.72	0.17	2.39	68,68,68,68	0
56	MG	1G	1630	1/1	0.89	0.17	2.37	97,97,97,97	0
56	MG	14	3243	1/1	0.94	0.41	2.35	60,60,60,60	0
56	MG	1G	1613	1/1	0.98	0.18	2.31	85,85,85,85	0
56	MG	14	3159	1/1	0.87	0.24	2.30	70,70,70,70	0
56	MG	1H	3363	1/1	0.84	0.29	2.27	78,78,78,78	0
56	MG	1H	3343	1/1	0.96	0.24	2.18	39,39,39,39	0
56	MG	14	3129	1/1	0.87	0.13	2.18	62,62,62,62	0
56	MG	13	1688	1/1	0.94	0.18	2.12	92,92,92,92	0
56	MG	14	3319	1/1	0.89	0.23	2.02	84,84,84,84	0
56	MG	1H	3149	1/1	0.97	0.23	1.99	54,54,54,54	0
56	MG	1H	3409	1/1	0.77	0.19	1.99	65,65,65,65	0
56	MG	13	1696	1/1	0.94	0.18	1.93	72,72,72,72	0
56	MG	13	1660	1/1	0.98	0.18	1.89	55,55,55,55	0
56	MG	1H	3001	1/1	0.82	0.22	1.84	61,61,61,61	0
56	MG	14	3237	1/1	0.95	0.14	1.83	88,88,88,88	0
56	MG	13	1617	1/1	0.88	0.23	1.82	53,53,53,53	0
56	MG	1G	1625	1/1	0.90	0.17	1.73	81,81,81,81	0
56	MG	1H	3320	1/1	0.92	0.23	1.69	43,43,43,43	0
56	MG	14	3152	1/1	0.80	0.28	1.68	85,85,85,85	0
56	MG	1G	1621	1/1	0.90	0.19	1.62	76,76,76,76	0
56	MG	13	1618	1/1	0.87	0.23	1.58	45,45,45,45	0
56	MG	1H	3131	1/1	0.93	0.21	1.54	54,54,54,54	0
56	MG	14	3470	1/1	0.98	0.27	1.52	79,79,79,79	0
56	MG	13	1736	1/1	0.97	0.16	1.38	99,99,99,99	0
56	MG	42	202	1/1	0.68	0.24	1.28	110,110,110,110	0
56	MG	1H	3036	1/1	0.98	0.21	1.22	45,45,45,45	0
56	MG	13	1748	1/1	0.81	0.21	1.07	102,102,102,102	0
56	MG	14	3003	1/1	0.92	0.30	0.97	43,43,43,43	0
56	MG	42	201	1/1	0.90	0.27	0.91	111,111,111,111	0
56	MG	1H	3538	1/1	0.90	0.18	0.85	78,78,78,78	0
56	MG	14	3138	1/1	0.80	0.20	0.80	71,71,71,71	0

Continued on next page...

Continued from previous page...

Mol	Type	Chain	Res	Atoms	RSCC	RSR	LLDF	B-factors(\AA^2)	Q<0.9
56	MG	1H	3101	1/1	0.97	0.15	0.76	79,79,79,79	0
56	MG	14	3266	1/1	0.99	0.24	0.75	43,43,43,43	0
56	MG	14	3329	1/1	0.96	0.24	0.75	54,54,54,54	0
56	MG	1H	3166	1/1	0.89	0.18	0.70	52,52,52,52	0
56	MG	52	201	1/1	0.90	0.17	0.64	109,109,109,109	0
56	MG	1H	3369	1/1	0.96	0.18	0.64	57,57,57,57	0
56	MG	13	1605	1/1	0.88	0.24	0.63	79,79,79,79	0
56	MG	14	3097	1/1	0.94	0.27	0.56	70,70,70,70	0
56	MG	14	3089	1/1	0.89	0.20	0.54	53,53,53,53	0
56	MG	14	3248	1/1	0.96	0.20	0.52	47,47,47,47	0
56	MG	88	201	1/1	0.84	0.22	0.49	73,73,73,73	0
56	MG	1H	3174	1/1	0.91	0.23	0.49	50,50,50,50	0
56	MG	1G	1610	1/1	0.97	0.20	0.48	70,70,70,70	0
56	MG	1H	3046	1/1	0.87	0.20	0.43	59,59,59,59	0
56	MG	1H	3498	1/1	0.88	0.17	0.33	85,85,85,85	0
56	MG	1H	3313	1/1	0.99	0.15	0.32	58,58,58,58	0
56	MG	1G	1669	1/1	0.93	0.18	0.22	81,81,81,81	0
56	MG	1H	3310	1/1	0.89	0.21	0.20	43,43,43,43	0
56	MG	1G	1709	1/1	0.93	0.22	0.16	99,99,99,99	0
56	MG	1H	3300	1/1	0.93	0.20	0.15	41,41,41,41	0
56	MG	1H	3004	1/1	0.99	0.21	0.11	46,46,46,46	0
56	MG	1G	1618	1/1	0.89	0.18	0.08	88,88,88,88	0
56	MG	14	3337	1/1	0.89	0.17	0.01	70,70,70,70	0
56	MG	14	3124	1/1	0.84	0.18	-0.07	62,62,62,62	0
56	MG	1H	3111	1/1	0.93	0.19	-0.16	57,57,57,57	0
56	MG	1H	3346	1/1	0.98	0.18	-0.17	60,60,60,60	0
56	MG	13	1644	1/1	0.95	0.16	-0.18	94,94,94,94	0
56	MG	1H	3071	1/1	0.80	0.17	-0.20	57,57,57,57	0
56	MG	14	3316	1/1	0.91	0.18	-0.21	79,79,79,79	0
56	MG	1H	3029	1/1	0.94	0.18	-0.26	48,48,48,48	0
56	MG	1H	3471	1/1	0.80	0.15	-0.27	91,91,91,91	0
56	MG	1H	3365	1/1	0.97	0.18	-0.28	50,50,50,50	0
56	MG	1H	3139	1/1	0.89	0.14	-0.28	52,52,52,52	0
56	MG	1G	1623	1/1	0.86	0.16	-0.28	77,77,77,77	0
56	MG	1H	3003	1/1	0.97	0.16	-0.29	44,44,44,44	0
56	MG	1G	1726	1/1	0.95	0.19	-0.32	92,92,92,92	0
56	MG	14	3193	1/1	0.73	0.15	-0.35	74,74,74,74	0
56	MG	16	203	1/1	0.64	0.10	-0.40	78,78,78,78	0
56	MG	1H	3295	1/1	0.97	0.17	-0.41	55,55,55,55	0
56	MG	14	3120	1/1	0.92	0.17	-0.44	72,72,72,72	0
56	MG	13	1698	1/1	0.98	0.14	-0.46	98,98,98,98	0
56	MG	1H	3113	1/1	0.92	0.19	-0.48	37,37,37,37	0

Continued on next page...

Continued from previous page...

Mol	Type	Chain	Res	Atoms	RSCC	RSR	LLDF	B-factors(\AA^2)	Q<0.9
56	MG	F8	101	1/1	0.95	0.14	-0.51	63,63,63,63	0
56	MG	1G	1611	1/1	0.87	0.16	-0.53	84,84,84,84	0
56	MG	13	1610	1/1	0.97	0.13	-0.53	77,77,77,77	0
56	MG	1H	3304	1/1	0.98	0.20	-0.53	42,42,42,42	0
56	MG	1H	3354	1/1	0.96	0.19	-0.55	45,45,45,45	0
56	MG	14	3232	1/1	0.97	0.15	-0.59	88,88,88,88	0
56	MG	1H	3119	1/1	0.94	0.18	-0.60	46,46,46,46	0
56	MG	1H	3470	1/1	0.85	0.15	-0.61	82,82,82,82	0
57	SF4	3E	301	8/8	0.99	0.19	-0.63	75,82,92,93	0
56	MG	1H	3491	1/1	0.89	0.18	-0.69	73,73,73,73	0
56	MG	1H	3405	1/1	0.78	0.12	-0.69	91,91,91,91	0
56	MG	13	1711	1/1	0.88	0.12	-0.70	101,101,101,101	0
56	MG	14	3024	1/1	0.86	0.16	-0.71	65,65,65,65	0
56	MG	1G	1607	1/1	0.96	0.12	-0.72	120,120,120,120	0
56	MG	1H	3429	1/1	0.94	0.20	-0.77	49,49,49,49	0
58	ZN	5I	102	1/1	0.98	0.13	-0.77	87,87,87,87	0
56	MG	1H	3138	1/1	0.93	0.14	-0.78	59,59,59,59	0
56	MG	1H	3024	1/1	0.99	0.15	-0.80	47,47,47,47	0
56	MG	13	1695	1/1	0.92	0.15	-0.81	78,78,78,78	0
56	MG	1H	3282	1/1	0.99	0.14	-0.82	66,66,66,66	0
56	MG	14	3083	1/1	0.89	0.15	-0.82	74,74,74,74	0
56	MG	14	3130	1/1	0.86	0.13	-0.82	75,75,75,75	0
56	MG	13	1690	1/1	0.95	0.17	-0.84	56,56,56,56	0
56	MG	14	3147	1/1	0.94	0.12	-0.89	66,66,66,66	0
56	MG	14	3471	1/1	0.99	0.17	-0.89	68,68,68,68	0
56	MG	13	1702	1/1	0.96	0.14	-0.92	64,64,64,64	0
56	MG	13	1689	1/1	0.93	0.17	-0.93	65,65,65,65	0
56	MG	16	206	1/1	0.84	0.10	-0.94	81,81,81,81	0
56	MG	13	1761	1/1	0.94	0.15	-0.98	75,75,75,75	0
56	MG	14	3307	1/1	0.97	0.15	-1.00	60,60,60,60	0
56	MG	1H	3063	1/1	0.96	0.16	-1.00	43,43,43,43	0
56	MG	5E	201	1/1	0.93	0.17	-1.00	71,71,71,71	0
56	MG	39	301	1/1	0.91	0.14	-1.02	92,92,92,92	0
56	MG	14	3373	1/1	0.88	0.17	-1.02	58,58,58,58	0
56	MG	35	201	1/1	0.79	0.13	-1.07	74,74,74,74	0
56	MG	1H	3334	1/1	0.98	0.14	-1.07	59,59,59,59	0
56	MG	1H	3398	1/1	0.95	0.17	-1.09	55,55,55,55	0
56	MG	1H	3302	1/1	0.96	0.15	-1.10	52,52,52,52	0
57	SF4	32	302	8/8	0.99	0.17	-1.10	99,104,114,118	0
56	MG	14	3255	1/1	0.98	0.20	-1.11	42,42,42,42	0
56	MG	14	3178	1/1	0.87	0.12	-1.11	114,114,114,114	0
56	MG	1H	3513	1/1	0.90	0.14	-1.14	64,64,64,64	0

Continued on next page...

Continued from previous page...

Mol	Type	Chain	Res	Atoms	RSCC	RSR	LLDF	B-factors(\AA^2)	Q<0.9
56	MG	16	202	1/1	0.80	0.12	-1.14	66,66,66,66	0
56	MG	14	3093	1/1	0.86	0.15	-1.14	71,71,71,71	0
56	MG	1H	3329	1/1	0.94	0.15	-1.16	41,41,41,41	0
56	MG	1H	3567	1/1	0.88	0.15	-1.16	42,42,42,42	0
56	MG	14	3294	1/1	0.98	0.16	-1.16	59,59,59,59	0
56	MG	14	3133	1/1	0.88	0.16	-1.17	72,72,72,72	0
56	MG	1H	3516	1/1	0.94	0.11	-1.19	81,81,81,81	0
56	MG	45	201	1/1	0.94	0.12	-1.21	87,87,87,87	0
56	MG	13	1633	1/1	0.89	0.12	-1.23	80,80,80,80	0
56	MG	14	3188	1/1	0.96	0.12	-1.33	61,61,61,61	0
58	ZN	5A	101	1/1	0.97	0.07	-1.34	130,130,130,130	0
56	MG	14	3302	1/1	0.84	0.12	-1.35	96,96,96,96	0
56	MG	11	301	1/1	0.93	0.15	-1.36	77,77,77,77	0
56	MG	14	3431	1/1	0.90	0.10	-1.36	84,84,84,84	0
56	MG	1H	3129	1/1	0.93	0.15	-1.38	66,66,66,66	0
56	MG	14	3092	1/1	0.97	0.14	-1.38	43,43,43,43	0
56	MG	1H	3294	1/1	0.94	0.18	-1.41	43,43,43,43	0
56	MG	5I	101	1/1	0.85	0.11	-1.44	77,77,77,77	0
56	MG	14	3350	1/1	0.89	0.14	-1.44	44,44,44,44	0
56	MG	13	1727	1/1	0.90	0.09	-1.46	87,87,87,87	0
56	MG	1H	3140	1/1	0.92	0.16	-1.47	50,50,50,50	0
56	MG	14	3275	1/1	0.98	0.18	-1.48	47,47,47,47	0
56	MG	14	3268	1/1	0.92	0.19	-1.53	64,64,64,64	0
56	MG	1H	3130	1/1	0.84	0.12	-1.54	54,54,54,54	0
56	MG	14	3215	1/1	0.91	0.12	-1.56	79,79,79,79	0
56	MG	1G	1695	1/1	0.73	0.14	-1.58	99,99,99,99	0
56	MG	13	1691	1/1	0.88	0.13	-1.65	76,76,76,76	0
56	MG	13	1648	1/1	0.94	0.10	-1.69	105,105,105,105	0
58	ZN	C5	201	1/1	0.93	0.05	-1.72	156,156,156,156	0
56	MG	1G	1712	1/1	0.90	0.11	-1.72	122,122,122,122	0
56	MG	1H	3376	1/1	0.95	0.11	-1.74	50,50,50,50	0
56	MG	1H	3316	1/1	0.90	0.12	-1.79	60,60,60,60	0
56	MG	1H	3433	1/1	0.98	0.18	-1.81	37,37,37,37	0
56	MG	1H	3206	1/1	0.98	0.17	-1.85	53,53,53,53	0
56	MG	41	201	1/1	0.92	0.08	-1.86	62,62,62,62	0
56	MG	14	3101	1/1	0.94	0.14	-1.88	70,70,70,70	0
56	MG	1H	3367	1/1	0.99	0.15	-1.89	40,40,40,40	0
56	MG	14	3304	1/1	0.95	0.13	-1.93	64,64,64,64	0
56	MG	14	3262	1/1	0.98	0.20	-1.93	54,54,54,54	0
56	MG	1G	1646	1/1	0.93	0.11	-1.95	119,119,119,119	0
56	MG	14	3469	1/1	0.96	0.13	-1.96	55,55,55,55	0
56	MG	16	204	1/1	0.83	0.08	-2.01	57,57,57,57	0

Continued on next page...

Continued from previous page...

Mol	Type	Chain	Res	Atoms	RSCC	RSR	LLDF	B-factors(\AA^2)	Q<0.9
56	MG	1H	3314	1/1	0.95	0.10	-2.01	74,74,74,74	0
56	MG	1G	1602	1/1	0.85	0.13	-2.05	87,87,87,87	0
56	MG	11	303	1/1	0.99	0.13	-2.06	49,49,49,49	0
56	MG	1H	3353	1/1	0.85	0.11	-2.09	68,68,68,68	0
56	MG	13	1701	1/1	0.89	0.10	-2.12	100,100,100,100	0
56	MG	14	3368	1/1	0.87	0.08	-2.13	75,75,75,75	0
56	MG	1H	3571	1/1	0.95	0.17	-2.18	39,39,39,39	0
56	MG	14	3449	1/1	0.86	0.07	-2.19	88,88,88,88	0
56	MG	1G	1671	1/1	0.94	0.14	-2.22	82,82,82,82	0
56	MG	M5	101	1/1	0.94	0.14	-2.24	81,81,81,81	0
56	MG	1G	1670	1/1	0.99	0.14	-2.24	71,71,71,71	0
56	MG	13	1647	1/1	0.92	0.13	-2.24	73,73,73,73	0
56	MG	1H	3462	1/1	0.99	0.07	-2.39	66,66,66,66	0
56	MG	14	3418	1/1	0.97	0.11	-2.44	75,75,75,75	0
56	MG	14	3320	1/1	0.98	0.09	-2.48	79,79,79,79	0
56	MG	14	3070	1/1	0.91	0.13	-2.49	49,49,49,49	0
56	MG	1H	3082	1/1	0.82	0.11	-2.51	55,55,55,55	0
56	MG	1H	3404	1/1	0.99	0.14	-2.58	45,45,45,45	0
56	MG	14	3280	1/1	0.97	0.15	-2.61	47,47,47,47	0
56	MG	14	3413	1/1	0.90	0.14	-2.65	64,64,64,64	0
56	MG	14	3333	1/1	0.93	0.12	-2.65	64,64,64,64	0
56	MG	14	3135	1/1	0.96	0.13	-2.68	59,59,59,59	0
56	MG	13	1656	1/1	0.96	0.12	-2.69	60,60,60,60	0
56	MG	14	3391	1/1	0.93	0.11	-2.75	73,73,73,73	0
56	MG	1H	3337	1/1	0.99	0.12	-2.77	41,41,41,41	0
56	MG	1H	3349	1/1	0.98	0.17	-2.78	42,42,42,42	0
56	MG	1H	3291	1/1	0.90	0.15	-2.82	44,44,44,44	0
56	MG	14	3295	1/1	0.85	0.12	-2.86	73,73,73,73	0
56	MG	14	3324	1/1	0.94	0.12	-2.93	70,70,70,70	0
56	MG	1H	3306	1/1	0.97	0.12	-2.96	38,38,38,38	0
56	MG	14	3020	1/1	0.93	0.13	-2.97	73,73,73,73	0
56	MG	1H	3289	1/1	0.97	0.15	-2.97	48,48,48,48	0
56	MG	13	1692	1/1	0.94	0.04	-2.98	79,79,79,79	0
56	MG	1G	1635	1/1	0.94	0.07	-2.99	101,101,101,101	0
56	MG	14	3251	1/1	0.94	0.12	-3.06	48,48,48,48	0
56	MG	14	3126	1/1	0.96	0.14	-3.08	55,55,55,55	0
56	MG	14	3142	1/1	0.97	0.11	-3.10	83,83,83,83	0
56	MG	13	1675	1/1	0.79	0.14	-3.14	65,65,65,65	0
56	MG	14	3357	1/1	0.85	0.13	-3.20	79,79,79,79	0
56	MG	14	3405	1/1	0.78	0.07	-3.23	106,106,106,106	0
56	MG	14	3419	1/1	0.95	0.11	-3.29	97,97,97,97	0
56	MG	14	3363	1/1	0.89	0.13	-3.30	54,54,54,54	0

Continued on next page...

Continued from previous page...

Mol	Type	Chain	Res	Atoms	RSCC	RSR	LLDF	B-factors(\AA^2)	Q<0.9
56	MG	1H	3482	1/1	0.93	0.11	-3.31	85,85,85,85	0
56	MG	14	3362	1/1	0.94	0.08	-3.32	65,65,65,65	0
56	MG	13	1637	1/1	0.81	0.10	-3.33	73,73,73,73	0
56	MG	1H	3062	1/1	0.90	0.14	-3.33	29,29,29,29	0
56	MG	1G	1666	1/1	0.98	0.07	-3.36	100,100,100,100	0
56	MG	14	3278	1/1	0.96	0.11	-3.39	50,50,50,50	0
56	MG	14	3260	1/1	0.95	0.17	-3.40	52,52,52,52	0
56	MG	14	3271	1/1	0.95	0.14	-3.40	60,60,60,60	0
56	MG	1G	1665	1/1	0.87	0.09	-3.40	104,104,104,104	0
56	MG	1J	207	1/1	0.64	0.07	-3.42	88,88,88,88	0
56	MG	14	3264	1/1	0.99	0.15	-3.47	59,59,59,59	0
56	MG	13	1737	1/1	0.88	0.06	-3.53	83,83,83,83	0
56	MG	1H	3339	1/1	0.98	0.13	-3.54	41,41,41,41	0
56	MG	1H	3197	1/1	0.96	0.11	-3.57	69,69,69,69	0
56	MG	13	1621	1/1	0.97	0.08	-3.57	84,84,84,84	0
56	MG	14	3281	1/1	0.97	0.11	-3.63	69,69,69,69	0
56	MG	1H	3190	1/1	0.80	0.11	-3.70	60,60,60,60	0
56	MG	14	3288	1/1	0.86	0.06	-3.74	76,76,76,76	0
56	MG	14	3203	1/1	0.81	0.10	-3.75	69,69,69,69	0
56	MG	1G	1606	1/1	0.95	0.10	-3.76	80,80,80,80	0
56	MG	1H	3065	1/1	0.89	0.10	-3.80	61,61,61,61	0
56	MG	14	3060	1/1	0.98	0.09	-3.83	47,47,47,47	0
56	MG	1H	3388	1/1	0.94	0.09	-3.87	97,97,97,97	0
56	MG	1H	3377	1/1	0.87	0.14	-3.88	49,49,49,49	0
56	MG	14	3340	1/1	0.97	0.11	-3.88	54,54,54,54	0
56	MG	14	3023	1/1	0.92	0.09	-3.90	69,69,69,69	0
56	MG	14	3354	1/1	0.90	0.12	-3.94	63,63,63,63	0
56	MG	14	3261	1/1	0.96	0.15	-3.94	57,57,57,57	0
56	MG	1H	3319	1/1	0.89	0.13	-3.96	51,51,51,51	0
56	MG	13	1699	1/1	0.86	0.06	-3.98	75,75,75,75	0
56	MG	1H	3338	1/1	0.97	0.07	-4.03	45,45,45,45	0
56	MG	14	3175	1/1	0.84	0.11	-4.05	74,74,74,74	0
56	MG	1H	3393	1/1	0.97	0.10	-4.05	61,61,61,61	0
56	MG	1H	3308	1/1	0.96	0.10	-4.06	49,49,49,49	0
56	MG	14	3345	1/1	0.93	0.13	-4.10	66,66,66,66	0
56	MG	1H	3311	1/1	0.86	0.14	-4.21	56,56,56,56	0
56	MG	14	3457	1/1	0.78	0.10	-4.26	92,92,92,92	0
56	MG	1G	1688	1/1	0.86	0.12	-4.27	81,81,81,81	0
56	MG	1H	3321	1/1	0.90	0.11	-4.36	59,59,59,59	0
56	MG	1H	3325	1/1	0.86	0.08	-4.41	56,56,56,56	0
56	MG	1G	1680	1/1	0.95	0.14	-4.43	68,68,68,68	0
56	MG	14	3297	1/1	0.92	0.07	-4.55	91,91,91,91	0

Continued on next page...

Continued from previous page...

Mol	Type	Chain	Res	Atoms	RSCC	RSR	LLDF	B-factors(\AA^2)	Q<0.9
56	MG	1G	1684	1/1	0.81	0.06	-4.56	98,98,98,98	0
56	MG	1H	3318	1/1	0.92	0.07	-4.56	72,72,72,72	0
56	MG	1H	3424	1/1	0.96	0.14	-4.59	44,44,44,44	0
56	MG	14	3349	1/1	0.85	0.09	-4.81	65,65,65,65	0
56	MG	14	3267	1/1	0.96	0.13	-4.82	50,50,50,50	0
56	MG	13	1714	1/1	0.98	0.12	-4.86	59,59,59,59	0
56	MG	1G	1673	1/1	0.94	0.08	-4.94	86,86,86,86	0
56	MG	1H	3238	1/1	0.95	0.08	-4.95	76,76,76,76	0
56	MG	14	3277	1/1	0.98	0.14	-4.95	57,57,57,57	0
56	MG	1G	1690	1/1	0.98	0.03	-4.97	90,90,90,90	0
56	MG	14	3388	1/1	0.90	0.05	-5.02	90,90,90,90	0
56	MG	14	3343	1/1	0.98	0.14	-5.04	42,42,42,42	0
56	MG	1H	3335	1/1	0.96	0.08	-5.08	77,77,77,77	0
56	MG	1H	3112	1/1	0.90	0.11	-5.15	53,53,53,53	0
56	MG	1H	3323	1/1	0.98	0.08	-5.19	64,64,64,64	0
56	MG	14	3323	1/1	0.94	0.09	-5.31	57,57,57,57	0
56	MG	13	1693	1/1	0.95	0.07	-5.36	80,80,80,80	0
56	MG	1H	3472	1/1	0.89	0.06	-5.36	82,82,82,82	0
56	MG	14	3355	1/1	0.99	0.10	-5.39	52,52,52,52	0
56	MG	1H	3383	1/1	0.93	0.08	-5.53	61,61,61,61	0
56	MG	1H	3452	1/1	0.82	0.12	-5.56	72,72,72,72	0
56	MG	1H	3371	1/1	0.97	0.06	-5.80	64,64,64,64	0
56	MG	14	3285	1/1	0.97	0.09	-5.81	55,55,55,55	0
56	MG	14	3273	1/1	0.98	0.09	-5.84	55,55,55,55	0
56	MG	13	1755	1/1	0.92	0.06	-5.84	101,101,101,101	0
56	MG	14	3276	1/1	0.99	0.09	-5.85	56,56,56,56	0
56	MG	1H	3372	1/1	0.94	0.11	-5.96	54,54,54,54	0
56	MG	13	1718	1/1	0.85	0.11	-5.97	54,54,54,54	0
56	MG	14	3365	1/1	0.98	0.13	-6.02	44,44,44,44	0
56	MG	1H	3355	1/1	0.97	0.11	-6.04	40,40,40,40	0
56	MG	1G	1683	1/1	0.97	0.04	-6.09	89,89,89,89	0
56	MG	1G	1706	1/1	0.98	0.07	-6.10	82,82,82,82	0
56	MG	14	3359	1/1	0.96	0.09	-6.19	57,57,57,57	0
56	MG	14	3421	1/1	0.86	0.08	-6.22	84,84,84,84	0
56	MG	1H	3475	1/1	0.95	0.08	-6.33	73,73,73,73	0
56	MG	1H	3434	1/1	0.94	0.08	-6.41	47,47,47,47	0
56	MG	1H	3526	1/1	0.90	0.12	-6.53	73,73,73,73	0
56	MG	14	3372	1/1	0.95	0.14	-6.60	45,45,45,45	0
56	MG	1H	3436	1/1	0.97	0.04	-6.78	64,64,64,64	0
56	MG	14	3283	1/1	0.96	0.07	-6.91	79,79,79,79	0
56	MG	1H	3298	1/1	0.98	0.11	-6.96	46,46,46,46	0
56	MG	13	1725	1/1	0.92	0.08	-6.99	65,65,65,65	0

Continued on next page...

Continued from previous page...

Mol	Type	Chain	Res	Atoms	RSCC	RSR	LLDF	B-factors(\AA^2)	Q<0.9
56	MG	1H	3330	1/1	0.98	0.11	-7.03	46,46,46,46	0
56	MG	14	3430	1/1	0.86	0.09	-7.07	86,86,86,86	0
56	MG	1H	3074	1/1	0.96	0.07	-7.12	52,52,52,52	0
56	MG	1H	3292	1/1	0.98	0.12	-7.13	38,38,38,38	0
56	MG	1H	3508	1/1	0.97	0.04	-7.14	37,37,37,37	0
56	MG	14	3312	1/1	0.97	0.10	-7.34	47,47,47,47	0
56	MG	1H	3340	1/1	0.94	0.13	-7.69	65,65,65,65	0
56	MG	14	3326	1/1	0.94	0.06	-7.74	81,81,81,81	0
56	MG	1G	1679	1/1	0.97	0.10	-8.17	70,70,70,70	0
56	MG	14	3256	1/1	0.96	0.05	-8.29	65,65,65,65	0
56	MG	14	3321	1/1	0.80	0.04	-8.38	88,88,88,88	0
56	MG	1H	3514	1/1	0.94	0.07	-9.07	69,69,69,69	0
56	MG	1H	3038	1/1	0.97	0.05	-9.26	70,70,70,70	0
56	MG	14	3315	1/1	0.94	0.12	-9.32	56,56,56,56	0
56	MG	1H	3435	1/1	0.92	0.05	-9.32	55,55,55,55	0
56	MG	1H	3342	1/1	0.98	0.12	-9.40	44,44,44,44	0
56	MG	1G	1663	1/1	0.92	0.07	-9.41	85,85,85,85	0
56	MG	1H	3464	1/1	0.96	0.09	-9.45	40,40,40,40	0
56	MG	14	3249	1/1	0.98	0.10	-9.69	64,64,64,64	0
56	MG	1H	3494	1/1	0.96	0.08	-9.83	53,53,53,53	0
56	MG	1G	1660	1/1	0.94	0.05	-10.31	92,92,92,92	0
56	MG	1H	3288	1/1	0.88	0.14	-10.54	38,38,38,38	0
56	MG	1H	3299	1/1	0.98	0.07	-10.99	35,35,35,35	0
56	MG	13	1641	1/1	0.97	0.07	-11.60	78,78,78,78	0
56	MG	1H	3020	1/1	0.99	0.31	-	56,56,56,56	0
56	MG	16	207	1/1	0.93	0.09	-	60,60,60,60	0
56	MG	1G	1629	1/1	0.86	0.60	-	69,69,69,69	0
56	MG	14	3392	1/1	0.94	0.06	-	85,85,85,85	0
56	MG	1H	3555	1/1	0.77	0.22	-	70,70,70,70	0
56	MG	14	3423	1/1	0.96	0.07	-	52,52,52,52	0
56	MG	13	1685	1/1	0.92	0.18	-	100,100,100,100	0
56	MG	14	3258	1/1	0.98	0.11	-	52,52,52,52	0
56	MG	13	1640	1/1	0.83	0.34	-	99,99,99,99	0
56	MG	35	203	1/1	0.54	0.16	-	83,83,83,83	0
56	MG	14	3218	1/1	0.95	0.23	-	74,74,74,74	0
56	MG	1H	3432	1/1	0.83	0.18	-	44,44,44,44	0
56	MG	14	3082	1/1	0.97	0.08	-	73,73,73,73	0
56	MG	1H	3499	1/1	0.96	0.22	-	82,82,82,82	0
56	MG	1H	3368	1/1	0.98	0.08	-	49,49,49,49	0
56	MG	1G	1723	1/1	0.96	0.14	-	106,106,106,106	0
56	MG	1H	3045	1/1	0.99	0.30	-	42,42,42,42	0
56	MG	14	3059	1/1	0.91	0.22	-	53,53,53,53	0

Continued on next page...

Continued from previous page...

Mol	Type	Chain	Res	Atoms	RSCC	RSR	LLDF	B-factors(\AA^2)	Q<0.9
56	MG	13	1682	1/1	0.82	0.13	-	91,91,91,91	0
56	MG	1H	3521	1/1	0.95	0.07	-	79,79,79,79	0
56	MG	14	3332	1/1	0.96	0.09	-	70,70,70,70	0
56	MG	1H	3362	1/1	0.91	0.17	-	55,55,55,55	0
56	MG	13	1743	1/1	0.78	0.07	-	102,102,102,102	0
56	MG	14	3383	1/1	0.87	0.06	-	102,102,102,102	0
56	MG	14	3462	1/1	0.76	0.17	-	99,99,99,99	0
56	MG	1H	3257	1/1	0.61	0.27	-	83,83,83,83	0
56	MG	14	3167	1/1	0.98	0.17	-	54,54,54,54	0
56	MG	1H	3548	1/1	0.88	0.11	-	98,98,98,98	0
56	MG	1H	3328	1/1	0.97	0.07	-	48,48,48,48	0
56	MG	1H	3378	1/1	0.91	0.10	-	83,83,83,83	0
56	MG	14	3353	1/1	0.88	0.08	-	91,91,91,91	0
56	MG	14	3442	1/1	0.87	0.08	-	96,96,96,96	0
56	MG	1G	1705	1/1	0.91	0.09	-	116,116,116,116	0
56	MG	1H	3180	1/1	0.92	0.29	-	87,87,87,87	0
56	MG	1H	3089	1/1	0.93	0.39	-	82,82,82,82	0
56	MG	1G	1604	1/1	0.92	0.31	-	102,102,102,102	0
56	MG	1H	3099	1/1	0.69	0.39	-	80,80,80,80	0
56	MG	14	3299	1/1	0.67	0.05	-	99,99,99,99	0
56	MG	13	1669	1/1	0.98	0.16	-	95,95,95,95	0
56	MG	1H	3500	1/1	0.88	0.08	-	103,103,103,103	0
56	MG	14	3072	1/1	0.94	0.52	-	67,67,67,67	0
56	MG	1H	3215	1/1	0.94	0.61	-	83,83,83,83	0
56	MG	1H	3267	1/1	0.80	0.88	-	90,90,90,90	0
56	MG	13	1753	1/1	0.96	0.07	-	64,64,64,64	0
56	MG	14	3397	1/1	0.93	0.08	-	95,95,95,95	0
56	MG	14	3185	1/1	0.90	0.41	-	71,71,71,71	0
56	MG	13	1609	1/1	0.98	0.24	-	64,64,64,64	0
56	MG	14	3399	1/1	0.82	0.05	-	82,82,82,82	0
56	MG	14	3209	1/1	0.77	0.97	-	90,90,90,90	0
56	MG	1J	205	1/1	0.91	0.18	-	90,90,90,90	0
56	MG	1H	3031	1/1	0.96	0.32	-	74,74,74,74	0
56	MG	14	3176	1/1	0.67	0.38	-	72,72,72,72	0
56	MG	1G	1647	1/1	0.88	0.10	-	82,82,82,82	0
56	MG	14	3451	1/1	0.91	0.07	-	88,88,88,88	0
56	MG	1H	3522	1/1	0.87	0.07	-	98,98,98,98	0
56	MG	1H	3152	1/1	0.93	0.14	-	87,87,87,87	0
56	MG	13	1687	1/1	0.79	0.19	-	82,82,82,82	0
56	MG	13	1672	1/1	0.72	0.35	-	79,79,79,79	0
56	MG	1G	1692	1/1	0.92	0.06	-	106,106,106,106	0
56	MG	14	3330	1/1	0.91	0.14	-	77,77,77,77	0

Continued on next page...

Continued from previous page...

Mol	Type	Chain	Res	Atoms	RSCC	RSR	LLDF	B-factors(\AA^2)	Q<0.9
56	MG	14	3205	1/1	0.84	0.36	-	87,87,87,87	0
56	MG	1G	1652	1/1	0.75	0.32	-	76,76,76,76	0
56	MG	14	3090	1/1	0.95	0.35	-	55,55,55,55	0
56	MG	13	1706	1/1	0.87	0.09	-	92,92,92,92	0
56	MG	1H	3120	1/1	0.93	0.32	-	39,39,39,39	0
56	MG	1H	3533	1/1	0.58	0.17	-	86,86,86,86	0
56	MG	14	3467	1/1	0.82	0.15	-	71,71,71,71	0
56	MG	1H	3469	1/1	0.87	0.08	-	79,79,79,79	0
56	MG	1H	3153	1/1	0.79	0.28	-	88,88,88,88	0
56	MG	1H	3066	1/1	0.90	0.17	-	57,57,57,57	0
56	MG	32	301	1/1	0.92	0.08	-	112,112,112,112	0
56	MG	14	3439	1/1	0.88	0.10	-	86,86,86,86	0
56	MG	14	3081	1/1	0.91	0.23	-	89,89,89,89	0
56	MG	1G	1642	1/1	0.90	0.10	-	102,102,102,102	0
56	MG	14	3434	1/1	0.93	0.07	-	77,77,77,77	0
56	MG	1H	3108	1/1	0.94	0.22	-	34,34,34,34	0
56	MG	1G	1614	1/1	0.66	0.33	-	91,91,91,91	0
56	MG	14	3182	1/1	0.93	0.17	-	66,66,66,66	0
56	MG	1H	3265	1/1	0.97	0.13	-	69,69,69,69	0
56	MG	1H	3088	1/1	0.85	0.41	-	74,74,74,74	0
56	MG	1H	3117	1/1	0.94	0.20	-	61,61,61,61	0
56	MG	14	3162	1/1	0.85	0.18	-	50,50,50,50	0
56	MG	13	1650	1/1	0.90	0.10	-	121,121,121,121	0
56	MG	1H	3373	1/1	0.95	0.15	-	100,100,100,100	0
56	MG	14	3168	1/1	0.95	0.43	-	52,52,52,52	0
56	MG	14	3211	1/1	0.92	0.36	-	70,70,70,70	0
56	MG	13	1601	1/1	0.95	0.23	-	102,102,102,102	0
56	MG	14	3289	1/1	0.90	0.16	-	64,64,64,64	0
56	MG	14	3022	1/1	0.91	0.11	-	73,73,73,73	0
56	MG	13	1623	1/1	0.88	0.31	-	62,62,62,62	0
56	MG	14	3156	1/1	0.81	0.74	-	86,86,86,86	0
56	MG	14	3381	1/1	0.91	0.11	-	101,101,101,101	0
56	MG	1G	1633	1/1	0.96	0.07	-	92,92,92,92	0
56	MG	14	3384	1/1	0.82	0.10	-	79,79,79,79	0
56	MG	14	3286	1/1	0.91	0.12	-	68,68,68,68	0
56	MG	1H	3245	1/1	0.77	0.28	-	58,58,58,58	0
56	MG	1H	3085	1/1	0.64	0.11	-	85,85,85,85	0
56	MG	14	3227	1/1	0.83	0.27	-	70,70,70,70	0
56	MG	1H	3440	1/1	0.76	0.13	-	72,72,72,72	0
56	MG	1H	3465	1/1	0.98	0.05	-	58,58,58,58	0
56	MG	1H	3233	1/1	0.98	0.66	-	57,57,57,57	0
56	MG	1H	3202	1/1	0.96	0.43	-	63,63,63,63	0

Continued on next page...

Continued from previous page...

Mol	Type	Chain	Res	Atoms	RSCC	RSR	LLDF	B-factors(\AA^2)	Q<0.9
56	MG	1H	3544	1/1	0.93	0.08	-	81,81,81,81	0
56	MG	14	3184	1/1	0.95	0.27	-	70,70,70,70	0
56	MG	1H	3219	1/1	0.52	0.18	-	79,79,79,79	0
56	MG	25	202	1/1	0.93	0.08	-	108,108,108,108	0
56	MG	14	3183	1/1	0.91	0.18	-	87,87,87,87	0
56	MG	14	3073	1/1	0.98	0.47	-	65,65,65,65	0
56	MG	1H	3540	1/1	0.85	0.15	-	78,78,78,78	0
56	MG	14	3440	1/1	0.66	0.11	-	95,95,95,95	0
56	MG	14	3443	1/1	0.88	0.08	-	91,91,91,91	0
56	MG	14	3208	1/1	0.99	0.19	-	77,77,77,77	0
56	MG	14	3310	1/1	0.86	0.11	-	98,98,98,98	0
56	MG	1H	3075	1/1	0.92	0.36	-	80,80,80,80	0
56	MG	14	3335	1/1	0.85	0.15	-	78,78,78,78	0
56	MG	1H	3425	1/1	0.97	0.09	-	39,39,39,39	0
56	MG	14	3284	1/1	0.89	0.28	-	87,87,87,87	0
56	MG	14	3387	1/1	0.96	0.10	-	87,87,87,87	0
56	MG	1H	3507	1/1	0.95	0.07	-	84,84,84,84	0
56	MG	14	3303	1/1	0.97	0.12	-	68,68,68,68	0
56	MG	13	1717	1/1	0.93	0.10	-	51,51,51,51	0
56	MG	14	3035	1/1	0.91	0.29	-	67,67,67,67	0
56	MG	14	3358	1/1	0.90	0.05	-	76,76,76,76	0
56	MG	1H	3260	1/1	0.85	0.41	-	74,74,74,74	0
56	MG	1J	211	1/1	0.96	0.05	-	85,85,85,85	0
56	MG	1H	3022	1/1	0.98	0.23	-	45,45,45,45	0
56	MG	13	1722	1/1	0.89	0.10	-	78,78,78,78	0
56	MG	14	3018	1/1	0.94	0.28	-	75,75,75,75	0
56	MG	1H	3278	1/1	0.92	0.29	-	76,76,76,76	0
56	MG	13	1651	1/1	0.94	0.40	-	82,82,82,82	0
56	MG	14	3177	1/1	0.65	0.21	-	91,91,91,91	0
56	MG	1H	3067	1/1	0.85	0.57	-	75,75,75,75	0
56	MG	14	3463	1/1	0.85	0.42	-	97,97,97,97	0
56	MG	1H	3324	1/1	0.94	0.06	-	70,70,70,70	0
56	MG	1H	3519	1/1	0.80	0.17	-	78,78,78,78	0
56	MG	14	3005	1/1	0.94	0.28	-	73,73,73,73	0
56	MG	13	1730	1/1	0.50	0.22	-	102,102,102,102	0
56	MG	1H	3481	1/1	0.98	0.10	-	59,59,59,59	0
56	MG	16	211	1/1	0.86	0.25	-	92,92,92,92	0
56	MG	1H	3272	1/1	0.88	0.74	-	67,67,67,67	0
56	MG	14	3254	1/1	0.88	0.10	-	92,92,92,92	0
56	MG	16	205	1/1	0.82	0.18	-	83,83,83,83	0
56	MG	14	3414	1/1	0.97	0.10	-	78,78,78,78	0
56	MG	1H	3225	1/1	0.77	0.24	-	60,60,60,60	0

Continued on next page...

Continued from previous page...

Mol	Type	Chain	Res	Atoms	RSCC	RSR	LLDF	B-factors(\AA^2)	Q<0.9
56	MG	1H	3271	1/1	0.94	0.33	-	63,63,63,63	0
56	MG	Q8	101	1/1	0.96	0.14	-	71,71,71,71	0
56	MG	14	3250	1/1	0.96	0.12	-	55,55,55,55	0
56	MG	1H	3181	1/1	0.96	0.29	-	88,88,88,88	0
56	MG	14	3235	1/1	0.86	0.58	-	83,83,83,83	0
56	MG	1H	3341	1/1	0.97	0.19	-	43,43,43,43	0
56	MG	1H	3546	1/1	0.76	0.12	-	93,93,93,93	0
56	MG	1J	209	1/1	0.81	0.18	-	93,93,93,93	0
56	MG	1G	1685	1/1	0.92	0.14	-	63,63,63,63	0
56	MG	1G	1678	1/1	0.95	0.14	-	93,93,93,93	0
56	MG	1H	3542	1/1	0.95	0.04	-	81,81,81,81	0
56	MG	1H	3255	1/1	0.98	0.10	-	75,75,75,75	0
56	MG	16	212	1/1	0.94	0.09	-	68,68,68,68	0
56	MG	13	1665	1/1	0.88	0.53	-	76,76,76,76	0
56	MG	1H	3164	1/1	0.77	0.12	-	53,53,53,53	0
56	MG	14	3048	1/1	0.94	0.29	-	68,68,68,68	0
56	MG	1H	3122	1/1	0.79	0.31	-	58,58,58,58	0
56	MG	14	3173	1/1	0.78	0.25	-	93,93,93,93	0
56	MG	14	3034	1/1	0.83	0.55	-	72,72,72,72	0
56	MG	1H	3374	1/1	0.98	0.11	-	68,68,68,68	0
56	MG	1H	3146	1/1	0.84	0.85	-	90,90,90,90	0
56	MG	16	210	1/1	0.82	0.10	-	89,89,89,89	0
56	MG	1G	1672	1/1	0.86	0.11	-	109,109,109,109	0
56	MG	14	3233	1/1	0.95	0.09	-	61,61,61,61	0
56	MG	13	1758	1/1	0.62	0.06	-	137,137,137,137	0
56	MG	1H	3423	1/1	0.99	0.16	-	33,33,33,33	0
56	MG	1H	3205	1/1	0.79	0.33	-	73,73,73,73	0
56	MG	1H	3248	1/1	0.94	0.12	-	72,72,72,72	0
56	MG	1H	3458	1/1	0.95	0.08	-	56,56,56,56	0
56	MG	1H	3287	1/1	0.95	0.19	-	121,121,121,121	0
56	MG	14	3382	1/1	0.94	0.12	-	47,47,47,47	0
56	MG	1G	1677	1/1	0.84	0.11	-	93,93,93,93	0
56	MG	14	3406	1/1	0.95	0.25	-	86,86,86,86	0
56	MG	13	1607	1/1	0.92	0.06	-	74,74,74,74	0
56	MG	1H	3262	1/1	0.71	0.31	-	86,86,86,86	0
56	MG	14	3040	1/1	0.99	0.26	-	58,58,58,58	0
56	MG	1H	3352	1/1	0.97	0.11	-	57,57,57,57	0
56	MG	14	3436	1/1	0.94	0.11	-	98,98,98,98	0
56	MG	1H	3244	1/1	0.84	0.14	-	67,67,67,67	0
56	MG	14	3151	1/1	0.80	0.40	-	107,107,107,107	0
56	MG	14	3369	1/1	0.90	0.06	-	93,93,93,93	0
56	MG	1H	3104	1/1	0.86	0.16	-	65,65,65,65	0

Continued on next page...

Continued from previous page...

Mol	Type	Chain	Res	Atoms	RSCC	RSR	LLDF	B-factors(\AA^2)	Q<0.9
56	MG	1H	3247	1/1	0.83	0.48	-	62,62,62,62	0
56	MG	13	1716	1/1	0.87	0.04	-	108,108,108,108	0
56	MG	1G	1715	1/1	0.89	0.06	-	116,116,116,116	0
56	MG	1H	3214	1/1	0.77	0.57	-	83,83,83,83	0
56	MG	1H	3552	1/1	0.94	0.15	-	73,73,73,73	0
56	MG	14	3453	1/1	0.95	0.09	-	102,102,102,102	0
56	MG	14	3415	1/1	0.97	0.07	-	78,78,78,78	0
56	MG	1H	3173	1/1	0.93	0.53	-	67,67,67,67	0
56	MG	1H	3528	1/1	0.93	0.05	-	72,72,72,72	0
56	MG	1H	3445	1/1	0.46	0.11	-	90,90,90,90	0
56	MG	13	1739	1/1	0.97	0.06	-	79,79,79,79	0
56	MG	13	1703	1/1	0.99	0.11	-	75,75,75,75	0
56	MG	13	1745	1/1	0.90	0.07	-	99,99,99,99	0
56	MG	14	3293	1/1	0.75	0.12	-	94,94,94,94	0
56	MG	13	1715	1/1	0.98	0.08	-	94,94,94,94	0
56	MG	13	1652	1/1	0.91	0.23	-	91,91,91,91	0
56	MG	1K	101	1/1	0.84	0.06	-	119,119,119,119	0
56	MG	1G	1717	1/1	0.93	0.06	-	118,118,118,118	0
56	MG	1H	3077	1/1	0.86	0.21	-	70,70,70,70	0
56	MG	1H	3361	1/1	0.96	0.16	-	56,56,56,56	0
56	MG	14	3306	1/1	0.81	0.15	-	76,76,76,76	0
56	MG	13	1645	1/1	0.75	0.15	-	84,84,84,84	0
56	MG	21	303	1/1	0.99	0.12	-	42,42,42,42	0
56	MG	1H	3476	1/1	0.93	0.04	-	91,91,91,91	0
56	MG	2A	201	1/1	0.93	0.17	-	103,103,103,103	0
56	MG	1H	3518	1/1	0.88	0.11	-	76,76,76,76	0
56	MG	13	1708	1/1	0.93	0.06	-	80,80,80,80	0
56	MG	1G	1720	1/1	0.92	0.03	-	129,129,129,129	0
56	MG	14	3002	1/1	0.95	0.36	-	61,61,61,61	0
56	MG	1H	3386	1/1	0.89	0.08	-	88,88,88,88	0
56	MG	14	3370	1/1	0.91	0.15	-	83,83,83,83	0
56	MG	1H	3505	1/1	0.90	0.21	-	82,82,82,82	0
56	MG	E5	102	1/1	0.87	0.58	-	72,72,72,72	0
56	MG	1H	3223	1/1	0.89	0.48	-	76,76,76,76	0
56	MG	1H	3273	1/1	0.84	0.63	-	76,76,76,76	0
56	MG	14	3095	1/1	0.94	0.31	-	76,76,76,76	0
56	MG	14	3056	1/1	0.93	0.64	-	69,69,69,69	0
56	MG	1H	3317	1/1	0.89	0.15	-	63,63,63,63	0
56	MG	1H	3560	1/1	0.83	0.13	-	85,85,85,85	0
56	MG	1G	1719	1/1	0.70	0.10	-	100,100,100,100	0
56	MG	1H	3403	1/1	0.96	0.07	-	71,71,71,71	0
56	MG	1G	1636	1/1	0.97	0.08	-	91,91,91,91	0

Continued on next page...

Continued from previous page...

Mol	Type	Chain	Res	Atoms	RSCC	RSR	LLDF	B-factors(\AA^2)	Q<0.9
56	MG	1H	3431	1/1	0.48	0.21	-	74,74,74,74	0
56	MG	1H	3161	1/1	0.87	0.17	-	82,82,82,82	0
56	MG	13	1735	1/1	0.81	0.05	-	109,109,109,109	0
56	MG	1H	3385	1/1	0.95	0.07	-	74,74,74,74	0
56	MG	1H	3154	1/1	0.97	0.26	-	60,60,60,60	0
56	MG	1G	1708	1/1	0.71	0.07	-	84,84,84,84	0
56	MG	1H	3420	1/1	0.94	0.22	-	55,55,55,55	0
56	MG	1H	3557	1/1	0.47	0.12	-	84,84,84,84	0
56	MG	1H	3370	1/1	0.93	0.10	-	37,37,37,37	0
56	MG	1H	3551	1/1	0.81	0.15	-	105,105,105,105	0
56	MG	14	3454	1/1	0.65	0.22	-	78,78,78,78	0
56	MG	14	3001	1/1	0.94	0.19	-	51,51,51,51	0
56	MG	13	1741	1/1	0.91	0.09	-	110,110,110,110	0
56	MG	14	3021	1/1	0.91	0.38	-	36,36,36,36	0
56	MG	1H	3332	1/1	0.86	0.18	-	50,50,50,50	0
56	MG	1H	3290	1/1	0.98	0.18	-	40,40,40,40	0
56	MG	16	208	1/1	0.88	0.22	-	80,80,80,80	0
56	MG	1H	3107	1/1	0.91	0.41	-	73,73,73,73	0
56	MG	1H	3525	1/1	0.90	0.14	-	71,71,71,71	0
56	MG	14	3367	1/1	0.98	0.09	-	75,75,75,75	0
56	MG	1H	3512	1/1	0.97	0.10	-	60,60,60,60	0
56	MG	1G	1628	1/1	0.98	0.39	-	77,77,77,77	0
56	MG	14	3071	1/1	0.97	0.60	-	52,52,52,52	0
56	MG	1H	3096	1/1	0.72	0.42	-	77,77,77,77	0
56	MG	13	1671	1/1	0.94	0.22	-	79,79,79,79	0
56	MG	1G	1650	1/1	0.89	0.12	-	89,89,89,89	0
56	MG	13	1757	1/1	0.91	0.15	-	84,84,84,84	0
56	MG	14	3062	1/1	0.95	0.30	-	80,80,80,80	0
56	MG	14	3394	1/1	0.97	0.08	-	63,63,63,63	0
56	MG	1G	1662	1/1	0.96	0.16	-	94,94,94,94	0
56	MG	1H	3013	1/1	0.82	0.36	-	69,69,69,69	0
56	MG	14	3100	1/1	0.96	0.21	-	77,77,77,77	0
56	MG	1H	3252	1/1	0.81	1.37	-	75,75,75,75	0
56	MG	13	1738	1/1	0.97	0.09	-	71,71,71,71	0
56	MG	1H	3235	1/1	0.93	0.38	-	65,65,65,65	0
56	MG	1G	1697	1/1	0.88	0.09	-	94,94,94,94	0
56	MG	1H	3489	1/1	0.96	0.09	-	87,87,87,87	0
56	MG	1H	3110	1/1	0.97	0.16	-	44,44,44,44	0
56	MG	14	3380	1/1	0.94	0.08	-	95,95,95,95	0
56	MG	1G	1668	1/1	0.73	0.69	-	96,96,96,96	0
56	MG	14	3272	1/1	0.97	0.03	-	68,68,68,68	0
56	MG	4K	101	1/1	0.54	0.68	-	96,96,96,96	0

Continued on next page...

Continued from previous page...

Mol	Type	Chain	Res	Atoms	RSCC	RSR	LLDF	B-factors(\AA^2)	Q<0.9
56	MG	1H	3012	1/1	0.60	0.20	-	78,78,78,78	0
56	MG	1H	3467	1/1	0.79	0.05	-	95,95,95,95	0
56	MG	14	3427	1/1	0.94	0.16	-	69,69,69,69	0
56	MG	1H	3523	1/1	0.85	0.10	-	76,76,76,76	0
56	MG	13	1746	1/1	0.90	0.08	-	102,102,102,102	0
56	MG	14	3465	1/1	0.52	0.13	-	85,85,85,85	0
56	MG	13	1754	1/1	0.89	0.12	-	80,80,80,80	0
56	MG	1H	3496	1/1	0.89	0.08	-	76,76,76,76	0
56	MG	14	3460	1/1	0.85	0.11	-	93,93,93,93	0
56	MG	1H	3208	1/1	0.79	0.18	-	141,141,141,141	0
56	MG	1G	1725	1/1	0.76	0.07	-	95,95,95,95	0
56	MG	14	3200	1/1	0.63	0.47	-	94,94,94,94	0
56	MG	13	1734	1/1	0.74	0.13	-	105,105,105,105	0
56	MG	14	3170	1/1	0.79	0.37	-	63,63,63,63	0
56	MG	14	3028	1/1	0.72	0.72	-	83,83,83,83	0
56	MG	14	3417	1/1	0.67	0.09	-	116,116,116,116	0
56	MG	1H	3333	1/1	0.91	0.14	-	53,53,53,53	0
56	MG	14	3376	1/1	0.93	0.12	-	91,91,91,91	0
56	MG	1H	3227	1/1	0.85	0.23	-	79,79,79,79	0
56	MG	1H	3563	1/1	0.81	0.21	-	75,75,75,75	0
56	MG	1H	3286	1/1	0.86	0.11	-	119,119,119,119	0
56	MG	1H	3018	1/1	0.88	0.42	-	51,51,51,51	0
56	MG	13	1634	1/1	0.90	0.15	-	68,68,68,68	0
56	MG	14	3051	1/1	0.99	0.35	-	62,62,62,62	0
56	MG	14	3364	1/1	0.87	0.09	-	83,83,83,83	0
56	MG	13	1728	1/1	0.97	0.05	-	77,77,77,77	0
56	MG	1H	3460	1/1	0.94	0.07	-	75,75,75,75	0
56	MG	14	3452	1/1	0.92	0.05	-	90,90,90,90	0
56	MG	14	3137	1/1	0.93	0.78	-	61,61,61,61	0
56	MG	1H	3556	1/1	0.78	0.13	-	101,101,101,101	0
56	MG	1H	3453	1/1	0.96	0.09	-	81,81,81,81	0
56	MG	1H	3087	1/1	0.91	0.31	-	66,66,66,66	0
56	MG	1H	3200	1/1	0.94	0.28	-	70,70,70,70	0
56	MG	14	3425	1/1	0.89	0.15	-	96,96,96,96	0
56	MG	1H	3211	1/1	0.59	0.17	-	90,90,90,90	0
56	MG	1H	3395	1/1	0.95	0.13	-	47,47,47,47	0
56	MG	14	3180	1/1	0.91	0.60	-	74,74,74,74	0
56	MG	1H	3002	1/1	0.97	0.20	-	59,59,59,59	0
56	MG	13	1661	1/1	0.78	0.51	-	73,73,73,73	0
56	MG	13	1619	1/1	0.98	0.19	-	51,51,51,51	0
56	MG	13	1612	1/1	0.92	0.20	-	78,78,78,78	0
56	MG	78	201	1/1	0.95	0.29	-	70,70,70,70	0

Continued on next page...

Continued from previous page...

Mol	Type	Chain	Res	Atoms	RSCC	RSR	LLDF	B-factors(\AA^2)	Q<0.9
56	MG	1H	3015	1/1	0.72	0.95	-	82,82,82,82	0
56	MG	13	1683	1/1	0.95	0.17	-	92,92,92,92	0
56	MG	14	3230	1/1	0.97	0.26	-	74,74,74,74	0
56	MG	1H	3351	1/1	0.95	0.17	-	50,50,50,50	0
56	MG	1H	3084	1/1	0.86	0.27	-	58,58,58,58	0
56	MG	13	1720	1/1	0.88	0.07	-	66,66,66,66	0
56	MG	14	3389	1/1	0.94	0.10	-	82,82,82,82	0
56	MG	14	3107	1/1	0.90	0.31	-	61,61,61,61	0
56	MG	1H	3485	1/1	0.93	0.06	-	97,97,97,97	0
56	MG	1H	3025	1/1	0.97	0.32	-	32,32,32,32	0
56	MG	1H	3336	1/1	0.90	0.10	-	86,86,86,86	0
56	MG	13	1608	1/1	0.95	0.20	-	71,71,71,71	0
56	MG	1G	1658	1/1	0.99	0.18	-	79,79,79,79	0
56	MG	14	3395	1/1	0.85	0.09	-	69,69,69,69	0
56	MG	1H	3414	1/1	0.91	0.07	-	68,68,68,68	0
56	MG	1H	3226	1/1	0.96	0.28	-	78,78,78,78	0
56	MG	1G	1643	1/1	0.92	0.19	-	106,106,106,106	0
56	MG	1H	3532	1/1	0.96	0.09	-	96,96,96,96	0
56	MG	1G	1721	1/1	0.93	0.09	-	84,84,84,84	0
56	MG	1H	3033	1/1	0.96	0.36	-	67,67,67,67	0
56	MG	1H	3487	1/1	0.79	0.08	-	71,71,71,71	0
56	MG	1G	1687	1/1	0.83	0.13	-	75,75,75,75	0
56	MG	1H	3234	1/1	0.75	0.56	-	90,90,90,90	0
56	MG	14	3212	1/1	0.86	1.03	-	82,82,82,82	0
56	MG	14	3300	1/1	0.88	0.09	-	76,76,76,76	0
56	MG	14	3046	1/1	0.93	0.23	-	52,52,52,52	0
56	MG	14	3401	1/1	0.89	0.07	-	75,75,75,75	0
56	MG	14	3195	1/1	0.82	0.36	-	71,71,71,71	0
56	MG	14	3456	1/1	0.84	0.08	-	99,99,99,99	0
56	MG	14	3141	1/1	0.61	0.66	-	86,86,86,86	0
56	MG	1H	3162	1/1	0.91	0.26	-	66,66,66,66	0
56	MG	1G	1616	1/1	0.94	0.28	-	71,71,71,71	0
56	MG	14	3257	1/1	0.94	0.13	-	42,42,42,42	0
56	MG	1H	3391	1/1	0.95	0.13	-	56,56,56,56	0
56	MG	1J	204	1/1	0.94	0.20	-	90,90,90,90	0
56	MG	14	3125	1/1	0.87	0.29	-	76,76,76,76	0
56	MG	14	3063	1/1	0.94	0.23	-	82,82,82,82	0
56	MG	1H	3554	1/1	0.88	0.25	-	100,100,100,100	0
56	MG	2K	102	1/1	0.96	0.05	-	83,83,83,83	0
56	MG	1H	3541	1/1	0.87	0.07	-	85,85,85,85	0
56	MG	14	3398	1/1	0.96	0.14	-	84,84,84,84	0
56	MG	14	3228	1/1	0.92	0.40	-	63,63,63,63	0

Continued on next page...

Continued from previous page...

Mol	Type	Chain	Res	Atoms	RSCC	RSR	LLDF	B-factors(\AA^2)	Q<0.9
56	MG	1H	3168	1/1	0.75	0.54	-	75,75,75,75	0
56	MG	14	3342	1/1	0.88	0.11	-	75,75,75,75	0
56	MG	13	1678	1/1	0.89	0.40	-	83,83,83,83	0
56	MG	1H	3459	1/1	0.90	0.07	-	69,69,69,69	0
56	MG	1H	3150	1/1	0.93	0.30	-	51,51,51,51	0
56	MG	1H	3026	1/1	0.98	0.17	-	71,71,71,71	0
56	MG	14	3318	1/1	0.92	0.17	-	65,65,65,65	0
56	MG	1G	1716	1/1	0.99	0.07	-	88,88,88,88	0
56	MG	39	302	1/1	0.87	0.25	-	73,73,73,73	0
56	MG	1H	3503	1/1	0.81	0.08	-	75,75,75,75	0
56	MG	1H	3094	1/1	0.81	0.31	-	61,61,61,61	0
56	MG	1H	3536	1/1	0.81	0.13	-	98,98,98,98	0
56	MG	14	3007	1/1	0.91	0.18	-	55,55,55,55	0
56	MG	14	3396	1/1	0.81	0.09	-	102,102,102,102	0
56	MG	1H	3005	1/1	0.91	0.40	-	83,83,83,83	0
56	MG	1H	3527	1/1	0.90	0.04	-	86,86,86,86	0
56	MG	14	3161	1/1	0.73	1.20	-	86,86,86,86	0
56	MG	13	1679	1/1	0.51	0.32	-	81,81,81,81	0
56	MG	13	1604	1/1	0.99	0.22	-	66,66,66,66	0
56	MG	1G	1700	1/1	0.92	0.18	-	87,87,87,87	0
56	MG	14	3061	1/1	0.96	0.30	-	47,47,47,47	0
56	MG	14	3118	1/1	0.47	0.31	-	89,89,89,89	0
56	MG	14	3441	1/1	0.89	0.05	-	95,95,95,95	0
56	MG	1H	3241	1/1	0.82	0.58	-	81,81,81,81	0
56	MG	14	3458	1/1	0.84	0.11	-	91,91,91,91	0
56	MG	14	3379	1/1	0.80	0.08	-	94,94,94,94	0
56	MG	14	3174	1/1	0.95	0.30	-	64,64,64,64	0
56	MG	1H	3326	1/1	0.92	0.18	-	56,56,56,56	0
56	MG	14	3207	1/1	0.94	0.85	-	63,63,63,63	0
56	MG	1H	3384	1/1	0.96	0.04	-	77,77,77,77	0
56	MG	14	3223	1/1	0.97	0.16	-	78,78,78,78	0
56	MG	13	1731	1/1	0.96	0.09	-	83,83,83,83	0
56	MG	1H	3419	1/1	0.89	0.14	-	78,78,78,78	0
56	MG	11	302	1/1	0.92	0.25	-	55,55,55,55	0
56	MG	1G	1681	1/1	0.89	0.07	-	99,99,99,99	0
56	MG	1H	3157	1/1	0.82	0.19	-	96,96,96,96	0
56	MG	1H	3145	1/1	0.79	0.29	-	82,82,82,82	0
56	MG	1H	3565	1/1	0.89	0.07	-	60,60,60,60	0
56	MG	1H	3410	1/1	0.94	0.16	-	57,57,57,57	0
56	MG	1H	3232	1/1	0.92	0.82	-	77,77,77,77	0
56	MG	13	1726	1/1	0.97	0.08	-	64,64,64,64	0
56	MG	14	3347	1/1	0.94	0.15	-	74,74,74,74	0

Continued on next page...

Continued from previous page...

Mol	Type	Chain	Res	Atoms	RSCC	RSR	LLDF	B-factors(\AA^2)	Q<0.9
56	MG	14	3027	1/1	0.91	0.33	-	86,86,86,86	0
56	MG	1G	1638	1/1	0.93	0.39	-	92,92,92,92	0
56	MG	14	3433	1/1	0.94	0.05	-	143,143,143,143	0
56	MG	41	202	1/1	0.85	0.19	-	75,75,75,75	0
56	MG	14	3446	1/1	0.83	0.10	-	98,98,98,98	0
56	MG	13	1655	1/1	0.56	0.27	-	99,99,99,99	0
56	MG	1G	1722	1/1	0.70	0.07	-	102,102,102,102	0
56	MG	1H	3437	1/1	0.89	0.15	-	62,62,62,62	0
56	MG	14	3346	1/1	0.90	0.11	-	74,74,74,74	0
56	MG	1H	3441	1/1	0.84	0.11	-	76,76,76,76	0
56	MG	14	3029	1/1	0.93	0.29	-	68,68,68,68	0
56	MG	P8	101	1/1	0.67	0.51	-	66,66,66,66	0
56	MG	1G	1674	1/1	0.95	0.05	-	97,97,97,97	0
56	MG	1H	3510	1/1	0.95	0.09	-	92,92,92,92	0
56	MG	1G	1620	1/1	0.90	0.34	-	85,85,85,85	0
56	MG	14	3309	1/1	0.98	0.08	-	76,76,76,76	0
56	MG	14	3087	1/1	0.82	0.35	-	73,73,73,73	0
56	MG	14	3058	1/1	0.97	0.10	-	93,93,93,93	0
56	MG	1H	3185	1/1	0.93	0.30	-	54,54,54,54	0
56	MG	1H	3268	1/1	0.99	0.20	-	78,78,78,78	0
56	MG	14	3010	1/1	0.96	0.35	-	50,50,50,50	0
56	MG	14	3154	1/1	0.88	0.30	-	60,60,60,60	0
56	MG	14	3287	1/1	0.95	0.05	-	71,71,71,71	0
56	MG	14	3450	1/1	0.90	0.05	-	100,100,100,100	0
56	MG	14	3084	1/1	0.86	0.39	-	77,77,77,77	0
56	MG	13	1620	1/1	0.91	0.33	-	74,74,74,74	0
56	MG	14	3361	1/1	0.97	0.12	-	41,41,41,41	0
56	MG	1H	3204	1/1	0.95	0.31	-	74,74,74,74	0
56	MG	14	3210	1/1	0.95	0.35	-	74,74,74,74	0
56	MG	1H	3473	1/1	0.62	0.15	-	88,88,88,88	0
56	MG	1H	3182	1/1	0.87	0.21	-	56,56,56,56	0
56	MG	1H	3073	1/1	0.93	0.23	-	39,39,39,39	0
56	MG	14	3172	1/1	0.92	0.30	-	82,82,82,82	0
56	MG	14	3103	1/1	0.91	0.41	-	81,81,81,81	0
56	MG	14	3206	1/1	0.96	0.57	-	72,72,72,72	0
56	MG	13	1667	1/1	0.78	0.15	-	105,105,105,105	0
56	MG	1H	3297	1/1	0.96	0.06	-	52,52,52,52	0
56	MG	14	3317	1/1	0.93	0.13	-	119,119,119,119	0
56	MG	1G	1631	1/1	0.70	0.12	-	99,99,99,99	0
56	MG	13	1749	1/1	0.92	0.09	-	106,106,106,106	0
56	MG	L8	101	1/1	0.62	0.39	-	80,80,80,80	0
56	MG	1H	3347	1/1	0.96	0.12	-	72,72,72,72	0

Continued on next page...

Continued from previous page...

Mol	Type	Chain	Res	Atoms	RSCC	RSR	LLDF	B-factors(\AA^2)	Q<0.9
56	MG	1H	3506	1/1	0.98	0.11	-	58,58,58,58	0
56	MG	1H	3102	1/1	0.84	0.33	-	63,63,63,63	0
56	MG	14	3241	1/1	0.84	0.53	-	77,77,77,77	0
56	MG	1H	3549	1/1	0.53	0.15	-	75,75,75,75	0
56	MG	14	3144	1/1	0.94	0.40	-	60,60,60,60	0
56	MG	1H	3478	1/1	0.94	0.04	-	78,78,78,78	0
56	MG	14	3194	1/1	0.80	0.47	-	79,79,79,79	0
56	MG	1H	3566	1/1	0.79	0.05	-	105,105,105,105	0
56	MG	14	3416	1/1	0.97	0.05	-	80,80,80,80	0
56	MG	14	3265	1/1	0.98	0.24	-	51,51,51,51	0
56	MG	14	3393	1/1	0.66	0.07	-	98,98,98,98	0
56	MG	1H	3450	1/1	0.98	0.06	-	45,45,45,45	0
56	MG	14	3094	1/1	0.97	0.28	-	73,73,73,73	0
56	MG	14	3225	1/1	0.92	0.84	-	84,84,84,84	0
56	MG	1H	3057	1/1	0.94	0.32	-	63,63,63,63	0
56	MG	1H	3148	1/1	0.93	0.19	-	56,56,56,56	0
56	MG	14	3360	1/1	0.83	0.10	-	88,88,88,88	0
56	MG	14	3155	1/1	0.94	0.27	-	73,73,73,73	0
56	MG	1J	210	1/1	0.78	0.12	-	91,91,91,91	0
56	MG	13	1732	1/1	0.82	0.06	-	113,113,113,113	0
56	MG	1H	3064	1/1	0.89	0.61	-	76,76,76,76	0
56	MG	1H	3254	1/1	0.71	0.33	-	69,69,69,69	0
58	ZN	G8	201	1/1	0.93	0.18	-	143,143,143,143	0
56	MG	1G	1689	1/1	0.96	0.06	-	79,79,79,79	0
56	MG	1H	3259	1/1	0.95	0.19	-	58,58,58,58	0
56	MG	1H	3561	1/1	0.93	0.05	-	87,87,87,87	0
56	MG	14	3202	1/1	0.97	0.27	-	65,65,65,65	0
56	MG	88	203	1/1	0.90	0.31	-	87,87,87,87	0
56	MG	1H	3358	1/1	0.97	0.03	-	78,78,78,78	0
56	MG	14	3253	1/1	0.91	0.14	-	57,57,57,57	0
56	MG	13	1676	1/1	0.90	0.10	-	92,92,92,92	0
56	MG	14	3069	1/1	0.98	0.16	-	47,47,47,47	0
56	MG	1H	3456	1/1	0.79	0.21	-	102,102,102,102	0
56	MG	1H	3375	1/1	0.76	0.16	-	85,85,85,85	0
56	MG	1H	3520	1/1	0.94	0.22	-	98,98,98,98	0
56	MG	1H	3178	1/1	0.93	0.47	-	69,69,69,69	0
56	MG	1G	1657	1/1	0.84	0.51	-	77,77,77,77	0
56	MG	1G	1655	1/1	0.75	0.27	-	106,106,106,106	0
56	MG	1H	3151	1/1	0.85	0.20	-	52,52,52,52	0
56	MG	14	3052	1/1	0.89	1.03	-	71,71,71,71	0
56	MG	1G	1601	1/1	0.98	0.14	-	78,78,78,78	0
56	MG	E5	101	1/1	0.93	0.46	-	74,74,74,74	0

Continued on next page...

Continued from previous page...

Mol	Type	Chain	Res	Atoms	RSCC	RSR	LLDF	B-factors(\AA^2)	Q<0.9
56	MG	14	3400	1/1	0.70	0.11	-	90,90,90,90	0
56	MG	1H	3399	1/1	0.98	0.08	-	52,52,52,52	0
56	MG	1H	3428	1/1	0.82	0.09	-	64,64,64,64	0
56	MG	1H	3049	1/1	0.92	0.15	-	50,50,50,50	0
56	MG	1H	3253	1/1	0.80	0.38	-	62,62,62,62	0
56	MG	1H	3207	1/1	0.94	0.29	-	119,119,119,119	0
56	MG	1G	1703	1/1	0.89	0.10	-	85,85,85,85	0
56	MG	1H	3515	1/1	0.97	0.12	-	57,57,57,57	0
56	MG	1H	3264	1/1	0.91	0.57	-	80,80,80,80	0
56	MG	14	3270	1/1	0.73	0.13	-	80,80,80,80	0
56	MG	1H	3212	1/1	0.90	0.07	-	90,90,90,90	0
56	MG	14	3432	1/1	0.70	0.20	-	92,92,92,92	0
56	MG	35	202	1/1	0.79	0.30	-	78,78,78,78	0
56	MG	13	1710	1/1	0.94	0.07	-	85,85,85,85	0
56	MG	14	3428	1/1	0.95	0.10	-	59,59,59,59	0
56	MG	13	1756	1/1	0.55	0.07	-	120,120,120,120	0
56	MG	13	1643	1/1	0.77	0.57	-	69,69,69,69	0
56	MG	14	3371	1/1	0.99	0.15	-	75,75,75,75	0
56	MG	1H	3114	1/1	0.96	0.26	-	66,66,66,66	0
56	MG	1H	3060	1/1	0.95	0.21	-	54,54,54,54	0
56	MG	1G	1641	1/1	0.70	0.72	-	91,91,91,91	0
56	MG	14	3004	1/1	0.91	0.45	-	58,58,58,58	0
56	MG	78	202	1/1	0.96	0.10	-	63,63,63,63	0
56	MG	1G	1698	1/1	0.68	0.06	-	102,102,102,102	0
56	MG	1G	1612	1/1	0.93	0.30	-	76,76,76,76	0
56	MG	1G	1707	1/1	0.90	0.06	-	114,114,114,114	0
56	MG	14	3044	1/1	0.84	0.54	-	78,78,78,78	0
56	MG	1H	3553	1/1	0.93	0.05	-	78,78,78,78	0
56	MG	14	3113	1/1	0.91	0.22	-	67,67,67,67	0
56	MG	14	3216	1/1	0.74	0.42	-	79,79,79,79	0
56	MG	13	1680	1/1	0.95	0.19	-	73,73,73,73	0
56	MG	1H	3517	1/1	0.94	0.07	-	84,84,84,84	0
56	MG	14	3438	1/1	0.87	0.04	-	115,115,115,115	0
56	MG	14	3055	1/1	0.98	0.38	-	50,50,50,50	0
56	MG	1H	3009	1/1	0.86	0.23	-	74,74,74,74	0
56	MG	13	1723	1/1	0.96	0.20	-	75,75,75,75	0
56	MG	1H	3228	1/1	0.94	0.40	-	79,79,79,79	0
56	MG	13	1662	1/1	0.94	0.16	-	114,114,114,114	0
56	MG	1H	3484	1/1	0.95	0.11	-	88,88,88,88	0
56	MG	1G	1659	1/1	0.94	0.23	-	85,85,85,85	0
56	MG	14	3014	1/1	0.99	0.15	-	64,64,64,64	0
56	MG	14	3057	1/1	0.97	0.40	-	61,61,61,61	0

Continued on next page...

Continued from previous page...

Mol	Type	Chain	Res	Atoms	RSCC	RSR	LLDF	B-factors(\AA^2)	Q<0.9
56	MG	1H	3411	1/1	0.66	0.12	-	65,65,65,65	0
56	MG	14	3197	1/1	0.90	0.45	-	44,44,44,44	0
56	MG	1G	1654	1/1	0.85	0.37	-	99,99,99,99	0
56	MG	1H	3054	1/1	0.84	0.83	-	70,70,70,70	0
56	MG	14	3311	1/1	0.82	0.19	-	73,73,73,73	0
56	MG	14	3148	1/1	0.80	0.34	-	78,78,78,78	0
56	MG	1G	1624	1/1	0.92	0.19	-	87,87,87,87	0
56	MG	1H	3562	1/1	0.67	0.12	-	69,69,69,69	0
56	MG	14	3037	1/1	0.95	0.30	-	61,61,61,61	0
56	MG	14	3123	1/1	0.95	0.20	-	60,60,60,60	0
56	MG	1H	3408	1/1	0.97	0.12	-	42,42,42,42	0
56	MG	14	3025	1/1	0.90	0.32	-	59,59,59,59	0
56	MG	14	3464	1/1	0.67	0.13	-	105,105,105,105	0
56	MG	2L	102	1/1	0.91	0.05	-	88,88,88,88	0
56	MG	14	3305	1/1	0.78	0.16	-	96,96,96,96	0
56	MG	14	3424	1/1	0.96	0.08	-	81,81,81,81	0
56	MG	1H	3242	1/1	0.99	0.33	-	70,70,70,70	0
56	MG	14	3145	1/1	0.88	0.18	-	75,75,75,75	0
56	MG	14	3291	1/1	0.86	0.17	-	82,82,82,82	0
56	MG	13	1721	1/1	0.98	0.07	-	82,82,82,82	0
56	MG	1H	3322	1/1	0.98	0.07	-	67,67,67,67	0
56	MG	14	3008	1/1	0.85	0.41	-	84,84,84,84	0
56	MG	14	3192	1/1	0.53	0.36	-	81,81,81,81	0
56	MG	1H	3483	1/1	0.85	0.10	-	76,76,76,76	0
56	MG	14	3409	1/1	0.98	0.08	-	73,73,73,73	0
56	MG	1H	3394	1/1	0.99	0.14	-	40,40,40,40	0
56	MG	1H	3461	1/1	0.88	0.10	-	90,90,90,90	0
56	MG	1H	3177	1/1	0.90	0.46	-	75,75,75,75	0
56	MG	1H	3176	1/1	0.84	0.65	-	51,51,51,51	0
56	MG	1H	3193	1/1	0.89	0.16	-	78,78,78,78	0
56	MG	14	3331	1/1	0.92	0.20	-	65,65,65,65	0
56	MG	14	3252	1/1	0.90	0.17	-	52,52,52,52	0
56	MG	1H	3091	1/1	0.87	0.16	-	65,65,65,65	0
56	MG	1H	3042	1/1	0.97	0.18	-	43,43,43,43	0
56	MG	14	3164	1/1	0.85	0.72	-	64,64,64,64	0
56	MG	1G	1714	1/1	0.90	0.07	-	101,101,101,101	0
56	MG	1H	3142	1/1	0.66	0.16	-	74,74,74,74	0
56	MG	1G	1664	1/1	0.91	0.07	-	126,126,126,126	0
56	MG	14	3187	1/1	0.89	0.81	-	81,81,81,81	0
56	MG	45	202	1/1	0.99	0.14	-	66,66,66,66	0
56	MG	1H	3237	1/1	0.98	0.20	-	41,41,41,41	0
56	MG	1H	3116	1/1	0.96	0.06	-	64,64,64,64	0

Continued on next page...

Continued from previous page...

Mol	Type	Chain	Res	Atoms	RSCC	RSR	LLDF	B-factors(\AA^2)	Q<0.9
56	MG	1H	3345	1/1	0.19	0.12	-	91,91,91,91	0
56	MG	14	3338	1/1	0.95	0.09	-	83,83,83,83	0
56	MG	14	3375	1/1	0.87	0.08	-	87,87,87,87	0
56	MG	1H	3187	1/1	0.97	0.54	-	77,77,77,77	0
56	MG	1J	203	1/1	0.93	0.21	-	70,70,70,70	0
56	MG	1G	1667	1/1	0.76	0.24	-	97,97,97,97	0
56	MG	14	3108	1/1	0.97	0.09	-	67,67,67,67	0
56	MG	14	3461	1/1	0.83	0.10	-	80,80,80,80	0
56	MG	13	1709	1/1	0.94	0.06	-	68,68,68,68	0
56	MG	13	1694	1/1	0.93	0.17	-	79,79,79,79	0
56	MG	14	3341	1/1	0.82	0.12	-	76,76,76,76	0
56	MG	14	3378	1/1	0.80	0.05	-	96,96,96,96	0
56	MG	14	3308	1/1	0.94	0.26	-	90,90,90,90	0
56	MG	1H	3188	1/1	0.73	0.23	-	69,69,69,69	0
56	MG	88	202	1/1	0.87	0.29	-	67,67,67,67	0
56	MG	1H	3128	1/1	0.93	0.44	-	76,76,76,76	0
56	MG	1H	3539	1/1	0.82	0.05	-	90,90,90,90	0
56	MG	13	1724	1/1	0.87	0.10	-	94,94,94,94	0
56	MG	14	3049	1/1	0.96	0.47	-	79,79,79,79	0
56	MG	14	3408	1/1	0.94	0.06	-	94,94,94,94	0
56	MG	1H	3444	1/1	0.82	0.27	-	82,82,82,82	0
56	MG	1H	3279	1/1	0.74	0.28	-	67,67,67,67	0
56	MG	1H	3070	1/1	0.95	0.30	-	54,54,54,54	0
56	MG	14	3444	1/1	0.94	0.11	-	90,90,90,90	0
56	MG	1H	3530	1/1	0.91	0.34	-	81,81,81,81	0
56	MG	14	3468	1/1	0.92	0.39	-	58,58,58,58	0
56	MG	13	1663	1/1	0.75	0.22	-	90,90,90,90	0
56	MG	14	3171	1/1	0.70	0.22	-	84,84,84,84	0
56	MG	14	3420	1/1	0.94	0.07	-	66,66,66,66	0
56	MG	13	1747	1/1	0.64	0.10	-	107,107,107,107	0
56	MG	1H	3381	1/1	0.97	0.04	-	74,74,74,74	0
56	MG	1H	3357	1/1	0.96	0.12	-	66,66,66,66	0
56	MG	14	3437	1/1	0.79	0.06	-	115,115,115,115	0
56	MG	1H	3312	1/1	0.93	0.10	-	49,49,49,49	0
56	MG	1H	3263	1/1	0.89	0.63	-	91,91,91,91	0
56	MG	1H	3406	1/1	0.95	0.06	-	52,52,52,52	0
56	MG	1H	3447	1/1	0.96	0.15	-	59,59,59,59	0
56	MG	13	1653	1/1	0.78	0.21	-	80,80,80,80	0
56	MG	13	1729	1/1	0.95	0.15	-	88,88,88,88	0
56	MG	1H	3350	1/1	0.96	0.16	-	43,43,43,43	0
56	MG	14	3109	1/1	0.78	0.25	-	86,86,86,86	0
56	MG	1G	1656	1/1	0.52	0.83	-	89,89,89,89	0

Continued on next page...

Continued from previous page...

Mol	Type	Chain	Res	Atoms	RSCC	RSR	LLDF	B-factors(\AA^2)	Q<0.9
56	MG	14	3402	1/1	0.93	0.06	-	94,94,94,94	0
56	MG	13	1677	1/1	0.80	0.30	-	77,77,77,77	0
56	MG	1H	3348	1/1	0.85	0.15	-	78,78,78,78	0
56	MG	1H	3529	1/1	0.91	0.07	-	102,102,102,102	0
56	MG	1G	1699	1/1	0.98	0.04	-	86,86,86,86	0
56	MG	1H	3416	1/1	0.98	0.12	-	70,70,70,70	0
56	MG	1H	3052	1/1	0.93	0.26	-	59,59,59,59	0
56	MG	16	213	1/1	0.84	0.07	-	87,87,87,87	0
56	MG	14	3313	1/1	0.83	0.12	-	53,53,53,53	0
56	MG	1H	3413	1/1	0.94	0.11	-	59,59,59,59	0
56	MG	14	3259	1/1	0.97	0.09	-	57,57,57,57	0
56	MG	1H	3534	1/1	0.89	0.07	-	85,85,85,85	0
56	MG	14	3036	1/1	0.98	0.40	-	39,39,39,39	0
56	MG	14	3411	1/1	0.80	0.11	-	101,101,101,101	0
56	MG	1H	3466	1/1	0.94	0.05	-	74,74,74,74	0
56	MG	1H	3568	1/1	0.75	0.17	-	94,94,94,94	0
56	MG	14	3403	1/1	0.97	0.10	-	80,80,80,80	0
56	MG	14	3078	1/1	0.87	0.24	-	80,80,80,80	0
56	MG	1H	3480	1/1	0.95	0.05	-	66,66,66,66	0
56	MG	1H	3201	1/1	0.76	0.61	-	82,82,82,82	0
56	MG	1H	3198	1/1	0.79	0.24	-	65,65,65,65	0
56	MG	13	1707	1/1	0.93	0.10	-	63,63,63,63	0
56	MG	1H	3344	1/1	0.96	0.16	-	42,42,42,42	0
56	MG	1G	1645	1/1	0.63	0.13	-	113,113,113,113	0
56	MG	1H	3090	1/1	0.81	0.28	-	50,50,50,50	0
56	MG	1H	3293	1/1	0.95	0.15	-	41,41,41,41	0
56	MG	14	3356	1/1	0.89	0.11	-	60,60,60,60	0
56	MG	1H	3430	1/1	0.91	0.21	-	46,46,46,46	0
56	MG	14	3117	1/1	0.94	0.36	-	79,79,79,79	0
56	MG	13	1603	1/1	0.97	0.21	-	72,72,72,72	0
56	MG	1H	3283	1/1	0.92	0.16	-	58,58,58,58	0
56	MG	1H	3275	1/1	0.90	0.28	-	68,68,68,68	0
56	MG	1H	3492	1/1	0.95	0.05	-	74,74,74,74	0
56	MG	1H	3106	1/1	0.86	0.25	-	55,55,55,55	0
56	MG	1G	1694	1/1	0.77	0.12	-	103,103,103,103	0
56	MG	1H	3438	1/1	0.90	0.10	-	71,71,71,71	0
56	MG	1H	3210	1/1	0.62	0.34	-	75,75,75,75	0
56	MG	1H	3126	1/1	0.97	0.21	-	64,64,64,64	0
56	MG	14	3127	1/1	0.95	0.17	-	85,85,85,85	0
56	MG	13	1686	1/1	0.80	0.08	-	98,98,98,98	0
56	MG	1G	1639	1/1	0.93	0.35	-	87,87,87,87	0
56	MG	1H	3171	1/1	0.89	0.58	-	67,67,67,67	0

Continued on next page...

Continued from previous page...

Mol	Type	Chain	Res	Atoms	RSCC	RSR	LLDF	B-factors(\AA^2)	Q<0.9
56	MG	1H	3236	1/1	0.83	0.25	-	78,78,78,78	0
56	MG	14	3344	1/1	0.98	0.09	-	56,56,56,56	0
56	MG	14	3121	1/1	0.99	0.37	-	45,45,45,45	0
56	MG	14	3410	1/1	0.84	0.07	-	83,83,83,83	0
56	MG	13	1642	1/1	0.86	0.29	-	78,78,78,78	0
56	MG	1H	3076	1/1	0.69	0.81	-	60,60,60,60	0
56	MG	1H	3163	1/1	0.90	0.64	-	83,83,83,83	0
56	MG	1G	1637	1/1	0.72	0.40	-	89,89,89,89	0
56	MG	1H	3412	1/1	0.93	0.08	-	39,39,39,39	0
56	MG	13	1740	1/1	0.94	0.11	-	96,96,96,96	0
56	MG	1J	201	1/1	0.93	0.13	-	70,70,70,70	0
56	MG	1G	1653	1/1	0.94	0.25	-	82,82,82,82	0
56	MG	14	3407	1/1	0.94	0.13	-	79,79,79,79	0
56	MG	1H	3382	1/1	0.91	0.06	-	70,70,70,70	0
56	MG	1G	1702	1/1	0.93	0.22	-	100,100,100,100	0
56	MG	14	3292	1/1	0.97	0.06	-	63,63,63,63	0
56	MG	1H	3359	1/1	0.98	0.09	-	59,59,59,59	0
56	MG	14	3244	1/1	0.73	0.31	-	71,71,71,71	0
56	MG	1H	3455	1/1	0.73	0.19	-	76,76,76,76	0
56	MG	13	1733	1/1	0.90	0.19	-	102,102,102,102	0
56	MG	1H	3039	1/1	0.97	0.42	-	74,74,74,74	0
56	MG	1H	3266	1/1	0.97	0.21	-	61,61,61,61	0
56	MG	1H	3479	1/1	0.53	0.16	-	99,99,99,99	0
56	MG	14	3146	1/1	0.86	0.36	-	72,72,72,72	0
56	MG	1H	3217	1/1	0.77	0.15	-	61,61,61,61	0
56	MG	1H	3079	1/1	0.86	0.17	-	88,88,88,88	0
56	MG	1G	1626	1/1	0.81	0.23	-	78,78,78,78	0
56	MG	1H	3203	1/1	0.84	0.27	-	68,68,68,68	0
56	MG	1G	1675	1/1	0.93	0.15	-	101,101,101,101	0
56	MG	13	1704	1/1	0.95	0.17	-	73,73,73,73	0
56	MG	1H	3301	1/1	0.96	0.17	-	42,42,42,42	0
56	MG	1H	3535	1/1	0.94	0.07	-	70,70,70,70	0
56	MG	1H	3014	1/1	0.94	0.21	-	75,75,75,75	0
56	MG	1G	1615	1/1	0.94	0.20	-	93,93,93,93	0
56	MG	1G	1686	1/1	0.93	0.06	-	90,90,90,90	0
56	MG	1H	3186	1/1	0.92	0.28	-	76,76,76,76	0
56	MG	1H	3360	1/1	0.92	0.13	-	59,59,59,59	0
56	MG	1H	3134	1/1	0.89	0.28	-	74,74,74,74	0
56	MG	14	3190	1/1	0.63	0.27	-	81,81,81,81	0
56	MG	13	1719	1/1	0.77	0.12	-	89,89,89,89	0
56	MG	1H	3509	1/1	0.85	0.20	-	46,46,46,46	0
56	MG	1H	3023	1/1	0.96	0.47	-	56,56,56,56	0

Continued on next page...

Continued from previous page...

Mol	Type	Chain	Res	Atoms	RSCC	RSR	LLDF	B-factors(\AA^2)	Q<0.9
56	MG	1H	3256	1/1	0.86	0.21	-	100,100,100,100	0
56	MG	14	3366	1/1	0.92	0.08	-	65,65,65,65	0
56	MG	1H	3296	1/1	0.97	0.18	-	43,43,43,43	0
56	MG	1H	3392	1/1	0.94	0.08	-	63,63,63,63	0
56	MG	1H	3418	1/1	0.76	0.15	-	68,68,68,68	0
56	MG	1H	3250	1/1	0.92	0.16	-	64,64,64,64	0
56	MG	14	3290	1/1	0.87	0.13	-	67,67,67,67	0
56	MG	13	1705	1/1	0.95	0.10	-	102,102,102,102	0
56	MG	1H	3569	1/1	0.82	0.07	-	85,85,85,85	0
56	MG	14	3240	1/1	0.86	0.33	-	83,83,83,83	0
56	MG	1G	1605	1/1	0.95	0.29	-	76,76,76,76	0
56	MG	14	3386	1/1	0.97	0.09	-	81,81,81,81	0
56	MG	13	1744	1/1	0.52	0.10	-	111,111,111,111	0
56	MG	29	301	1/1	0.96	0.29	-	49,49,49,49	0
56	MG	1G	1710	1/1	0.89	0.05	-	95,95,95,95	0
56	MG	14	3076	1/1	0.87	0.81	-	68,68,68,68	0
56	MG	14	3334	1/1	0.98	0.13	-	69,69,69,69	0
56	MG	13	1658	1/1	0.83	0.07	-	116,116,116,116	0
56	MG	14	3426	1/1	0.97	0.05	-	75,75,75,75	0
56	MG	1H	3524	1/1	0.58	0.12	-	96,96,96,96	0
56	MG	1H	3144	1/1	0.82	0.37	-	86,86,86,86	0
56	MG	14	3043	1/1	0.98	0.27	-	68,68,68,68	0
56	MG	21	302	1/1	0.70	0.42	-	75,75,75,75	0
56	MG	14	3221	1/1	0.78	0.34	-	86,86,86,86	0
56	MG	14	3263	1/1	0.81	0.18	-	64,64,64,64	0
56	MG	13	1668	1/1	0.87	0.43	-	105,105,105,105	0
56	MG	1H	3389	1/1	0.97	0.07	-	46,46,46,46	0
56	MG	14	3222	1/1	0.75	0.35	-	88,88,88,88	0
56	MG	14	3157	1/1	0.61	0.18	-	76,76,76,76	0
56	MG	1H	3083	1/1	0.93	0.15	-	81,81,81,81	0
56	MG	1H	3277	1/1	0.95	0.50	-	81,81,81,81	0
56	MG	1J	206	1/1	0.61	0.14	-	86,86,86,86	0
56	MG	1G	1718	1/1	0.94	0.06	-	89,89,89,89	0
56	MG	1G	1693	1/1	0.85	0.05	-	114,114,114,114	0
56	MG	1H	3495	1/1	0.81	0.15	-	100,100,100,100	0
56	MG	1H	3035	1/1	0.94	0.27	-	64,64,64,64	0
56	MG	1H	3135	1/1	0.95	0.22	-	54,54,54,54	0
56	MG	1G	1713	1/1	0.69	0.12	-	112,112,112,112	0
56	MG	13	1712	1/1	0.82	0.17	-	96,96,96,96	0
56	MG	13	1713	1/1	0.95	0.22	-	82,82,82,82	0
56	MG	13	1673	1/1	0.78	0.17	-	93,93,93,93	0
56	MG	1G	1622	1/1	0.86	0.46	-	73,73,73,73	0

Continued on next page...

Continued from previous page...

Mol	Type	Chain	Res	Atoms	RSCC	RSR	LLDF	B-factors(\AA^2)	Q<0.9
56	MG	1G	1648	1/1	0.98	0.09	-	94,94,94,94	0
56	MG	1H	3224	1/1	0.89	0.21	-	74,74,74,74	0
56	MG	14	3352	1/1	0.93	0.12	-	66,66,66,66	0
56	MG	1H	3136	1/1	0.79	1.10	-	76,76,76,76	0
56	MG	14	3196	1/1	0.94	0.06	-	77,77,77,77	0
56	MG	1H	3380	1/1	0.97	0.14	-	69,69,69,69	0
56	MG	1H	3397	1/1	0.95	0.20	-	46,46,46,46	0
56	MG	14	3075	1/1	0.88	0.16	-	78,78,78,78	0
56	MG	1H	3558	1/1	0.91	0.06	-	99,99,99,99	0
56	MG	1H	3364	1/1	0.93	0.11	-	51,51,51,51	0
56	MG	1H	3221	1/1	0.83	0.18	-	65,65,65,65	0
56	MG	1G	1603	1/1	0.98	0.19	-	85,85,85,85	0
56	MG	14	3435	1/1	0.90	0.36	-	93,93,93,93	0
56	MG	1H	3041	1/1	0.94	0.22	-	86,86,86,86	0
56	MG	14	3042	1/1	0.97	0.58	-	85,85,85,85	0
56	MG	1H	3305	1/1	0.95	0.14	-	48,48,48,48	0
56	MG	1H	3474	1/1	0.94	0.05	-	79,79,79,79	0
56	MG	1H	3547	1/1	0.67	0.11	-	91,91,91,91	0
56	MG	1H	3415	1/1	0.94	0.16	-	73,73,73,73	0
56	MG	13	1666	1/1	0.87	0.49	-	79,79,79,79	0
56	MG	16	209	1/1	0.95	0.08	-	67,67,67,67	0
56	MG	1H	3269	1/1	0.91	0.27	-	61,61,61,61	0
56	MG	1H	3008	1/1	0.91	0.36	-	61,61,61,61	0
56	MG	1H	3100	1/1	0.81	0.60	-	59,59,59,59	0
56	MG	13	1670	1/1	0.92	0.23	-	80,80,80,80	0
56	MG	1G	1617	1/1	0.60	0.87	-	86,86,86,86	0
56	MG	13	1674	1/1	0.87	0.67	-	67,67,67,67	0
56	MG	14	3201	1/1	0.88	0.11	-	84,84,84,84	0
56	MG	14	3199	1/1	0.68	0.31	-	89,89,89,89	0
56	MG	1H	3160	1/1	0.90	0.40	-	70,70,70,70	0
56	MG	13	1700	1/1	0.97	0.05	-	64,64,64,64	0
56	MG	14	3429	1/1	0.95	0.17	-	68,68,68,68	0
56	MG	1H	3169	1/1	0.63	0.22	-	111,111,111,111	0
56	MG	13	1616	1/1	0.75	0.49	-	77,77,77,77	0
56	MG	1H	3427	1/1	0.97	0.20	-	60,60,60,60	0
56	MG	14	3012	1/1	0.96	0.37	-	56,56,56,56	0
56	MG	1H	3477	1/1	0.94	0.05	-	91,91,91,91	0
56	MG	14	3015	1/1	0.98	0.19	-	80,80,80,80	0
56	MG	1H	3457	1/1	0.96	0.05	-	78,78,78,78	0
56	MG	98	201	1/1	0.86	0.49	-	67,67,67,67	0
56	MG	1H	3309	1/1	0.99	0.13	-	47,47,47,47	0
56	MG	14	3325	1/1	0.98	0.06	-	66,66,66,66	0

Continued on next page...

Continued from previous page...

Mol	Type	Chain	Res	Atoms	RSCC	RSR	LLDF	B-factors(\AA^2)	Q<0.9
56	MG	14	3116	1/1	0.85	0.38	-	89,89,89,89	0
56	MG	14	3298	1/1	0.63	0.21	-	105,105,105,105	0
56	MG	1H	3400	1/1	0.91	0.11	-	48,48,48,48	0
56	MG	1H	3239	1/1	0.66	0.39	-	69,69,69,69	0
56	MG	I8	101	1/1	0.97	0.04	-	55,55,55,55	0
56	MG	14	3459	1/1	0.81	0.07	-	97,97,97,97	0
56	MG	14	3404	1/1	0.92	0.10	-	77,77,77,77	0
56	MG	13	1684	1/1	0.70	0.36	-	71,71,71,71	0
56	MG	1G	1691	1/1	0.86	0.11	-	110,110,110,110	0
56	MG	14	3445	1/1	0.96	0.09	-	89,89,89,89	0
56	MG	14	3074	1/1	0.92	0.45	-	76,76,76,76	0
56	MG	13	1697	1/1	0.94	0.03	-	91,91,91,91	0
56	MG	1H	3504	1/1	0.88	0.09	-	86,86,86,86	0
56	MG	14	3339	1/1	0.97	0.04	-	73,73,73,73	0
56	MG	E5	103	1/1	0.83	0.20	-	80,80,80,80	0
56	MG	25	201	1/1	0.91	0.25	-	93,93,93,93	0
56	MG	1H	3155	1/1	0.92	0.30	-	80,80,80,80	0
56	MG	14	3374	1/1	0.91	0.08	-	68,68,68,68	0
56	MG	1H	3315	1/1	0.94	0.07	-	85,85,85,85	0
56	MG	1H	3501	1/1	0.69	0.10	-	76,76,76,76	0
56	MG	1H	3426	1/1	0.88	0.17	-	77,77,77,77	0
56	MG	1G	1704	1/1	0.98	0.06	-	99,99,99,99	0
56	MG	14	3314	1/1	0.95	0.16	-	46,46,46,46	0
56	MG	13	1615	1/1	0.94	0.17	-	94,94,94,94	0
56	MG	1H	3307	1/1	0.96	0.08	-	50,50,50,50	0
56	MG	1H	3222	1/1	0.94	0.29	-	72,72,72,72	0
56	MG	1H	3390	1/1	0.91	0.10	-	102,102,102,102	0
56	MG	14	3269	1/1	0.95	0.10	-	60,60,60,60	0
56	MG	1H	3183	1/1	0.80	0.32	-	74,74,74,74	0
56	MG	1H	3422	1/1	0.96	0.08	-	42,42,42,42	0
56	MG	1H	3550	1/1	0.84	0.12	-	125,125,125,125	0
56	MG	1H	3158	1/1	0.79	0.37	-	72,72,72,72	0
56	MG	14	3009	1/1	0.97	0.23	-	41,41,41,41	0
56	MG	14	3447	1/1	0.46	0.18	-	116,116,116,116	0
56	MG	1H	3196	1/1	0.84	0.43	-	62,62,62,62	0
56	MG	13	1752	1/1	0.59	0.14	-	108,108,108,108	0
56	MG	13	1628	1/1	0.74	0.22	-	89,89,89,89	0
56	MG	13	1742	1/1	0.83	0.09	-	105,105,105,105	0
56	MG	1H	3497	1/1	0.84	0.10	-	75,75,75,75	0
56	MG	13	1760	1/1	0.51	0.05	-	113,113,113,113	0
56	MG	1H	3545	1/1	0.93	0.07	-	88,88,88,88	0
56	MG	1H	3543	1/1	0.87	0.10	-	81,81,81,81	0

Continued on next page...

Continued from previous page...

Mol	Type	Chain	Res	Atoms	RSCC	RSR	LLDF	B-factors(\AA^2)	Q<0.9
56	MG	1H	3175	1/1	0.97	0.15	-	55,55,55,55	0
56	MG	14	3301	1/1	0.61	0.08	-	111,111,111,111	0
56	MG	14	3011	1/1	0.97	0.38	-	50,50,50,50	0
56	MG	1H	3401	1/1	0.92	0.17	-	46,46,46,46	0
56	MG	14	3242	1/1	0.83	0.16	-	83,83,83,83	0
56	MG	14	3448	1/1	0.96	0.23	-	72,72,72,72	0
56	MG	1H	3270	1/1	0.68	0.46	-	78,78,78,78	0
56	MG	1G	1651	1/1	0.91	0.16	-	84,84,84,84	0
56	MG	1H	3121	1/1	0.98	0.60	-	64,64,64,64	0
56	MG	14	3322	1/1	0.91	0.18	-	77,77,77,77	0
56	MG	1H	3402	1/1	0.98	0.15	-	40,40,40,40	0
56	MG	1H	3199	1/1	0.87	0.23	-	74,74,74,74	0
56	MG	14	3134	1/1	0.79	0.14	-	88,88,88,88	0
56	MG	1H	3564	1/1	0.94	0.05	-	95,95,95,95	0
56	MG	14	3088	1/1	0.93	0.23	-	105,105,105,105	0
56	MG	1H	3417	1/1	0.96	0.14	-	71,71,71,71	0
56	MG	14	3377	1/1	0.95	0.07	-	77,77,77,77	0
56	MG	1H	3511	1/1	0.86	0.08	-	78,78,78,78	0
56	MG	1G	1627	1/1	0.89	0.05	-	139,139,139,139	0
56	MG	14	3422	1/1	0.95	0.10	-	70,70,70,70	0
56	MG	1H	3468	1/1	0.72	0.11	-	68,68,68,68	0
56	MG	1H	3570	1/1	0.95	0.21	-	48,48,48,48	0
56	MG	13	1750	1/1	0.93	0.21	-	101,101,101,101	0
56	MG	14	3348	1/1	0.96	0.15	-	51,51,51,51	0
56	MG	13	1681	1/1	0.89	0.20	-	83,83,83,83	0
56	MG	1H	3137	1/1	0.70	0.35	-	70,70,70,70	0
56	MG	14	3239	1/1	0.87	0.97	-	82,82,82,82	0
56	MG	14	3181	1/1	0.73	0.42	-	76,76,76,76	0
56	MG	13	1649	1/1	0.93	0.17	-	87,87,87,87	0
56	MG	13	1657	1/1	0.87	0.46	-	89,89,89,89	0
56	MG	1H	3170	1/1	0.93	0.19	-	115,115,115,115	0
56	MG	1H	3303	1/1	0.97	0.14	-	57,57,57,57	0
56	MG	14	3150	1/1	0.81	0.44	-	84,84,84,84	0
56	MG	1H	3097	1/1	0.98	0.55	-	53,53,53,53	0
56	MG	1H	3191	1/1	0.76	0.24	-	59,59,59,59	0
56	MG	13	1639	1/1	0.93	0.29	-	91,91,91,91	0
56	MG	1H	3488	1/1	0.78	0.09	-	85,85,85,85	0
56	MG	14	3236	1/1	0.92	0.10	-	94,94,94,94	0
56	MG	1G	1632	1/1	0.80	0.41	-	92,92,92,92	0
56	MG	1H	3443	1/1	0.91	0.06	-	72,72,72,72	0
56	MG	14	3351	1/1	0.98	0.12	-	54,54,54,54	0
56	MG	14	3079	1/1	0.89	0.32	-	75,75,75,75	0

Continued on next page...

Continued from previous page...

Mol	Type	Chain	Res	Atoms	RSCC	RSR	LLDF	B-factors(\AA^2)	Q<0.9
56	MG	1H	3034	1/1	0.93	0.34	-	63,63,63,63	0
56	MG	1G	1701	1/1	0.90	0.10	-	106,106,106,106	0
56	MG	14	3217	1/1	0.83	0.65	-	94,94,94,94	0
56	MG	14	3017	1/1	0.97	0.34	-	54,54,54,54	0
56	MG	1H	3124	1/1	0.92	0.28	-	70,70,70,70	0
56	MG	1H	3081	1/1	0.79	0.44	-	76,76,76,76	0
56	MG	2K	101	1/1	0.64	0.22	-	91,91,91,91	0
56	MG	14	3136	1/1	0.89	0.35	-	83,83,83,83	0
56	MG	1H	3463	1/1	0.93	0.09	-	78,78,78,78	0
56	MG	1H	3047	1/1	0.80	0.44	-	76,76,76,76	0
56	MG	1H	3086	1/1	0.94	0.53	-	65,65,65,65	0
56	MG	13	1759	1/1	0.56	0.06	-	118,118,118,118	0
56	MG	1H	3220	1/1	0.71	0.51	-	71,71,71,71	0
56	MG	1H	3396	1/1	0.97	0.11	-	41,41,41,41	0
56	MG	1H	3486	1/1	0.94	0.14	-	95,95,95,95	0
56	MG	1G	1644	1/1	0.75	0.15	-	92,92,92,92	0
56	MG	13	1646	1/1	0.95	0.17	-	89,89,89,89	0
56	MG	14	3385	1/1	0.90	0.15	-	80,80,80,80	0
56	MG	1H	3072	1/1	0.97	0.21	-	33,33,33,33	0
56	MG	1H	3331	1/1	0.94	0.14	-	49,49,49,49	0
56	MG	1H	3059	1/1	0.88	0.71	-	73,73,73,73	0
56	MG	2L	103	1/1	0.88	0.51	-	70,70,70,70	0
56	MG	1H	3010	1/1	0.91	0.21	-	53,53,53,53	0
56	MG	1G	1640	1/1	0.97	0.36	-	95,95,95,95	0
56	MG	14	3390	1/1	0.94	0.16	-	72,72,72,72	0
56	MG	1H	3387	1/1	0.96	0.04	-	96,96,96,96	0
56	MG	13	1627	1/1	0.61	0.37	-	82,82,82,82	0
56	MG	1H	3216	1/1	0.82	0.41	-	71,71,71,71	0
56	MG	14	3091	1/1	0.95	0.34	-	44,44,44,44	0
56	MG	1H	3231	1/1	0.72	0.14	-	106,106,106,106	0
56	MG	14	3229	1/1	0.89	0.26	-	66,66,66,66	0
56	MG	1H	3537	1/1	0.93	0.07	-	79,79,79,79	0
56	MG	14	3139	1/1	0.86	0.27	-	75,75,75,75	0
56	MG	1H	3055	1/1	0.98	0.36	-	43,43,43,43	0
56	MG	14	3296	1/1	0.87	0.12	-	70,70,70,70	0
56	MG	1H	3243	1/1	0.99	0.28	-	54,54,54,54	0
56	MG	1H	3281	1/1	0.89	0.16	-	82,82,82,82	0
56	MG	14	3412	1/1	0.92	0.11	-	76,76,76,76	0
56	MG	14	3179	1/1	0.68	0.26	-	92,92,92,92	0
56	MG	1H	3280	1/1	0.90	0.20	-	76,76,76,76	0
56	MG	14	3219	1/1	0.88	0.36	-	86,86,86,86	0
56	MG	13	1614	1/1	0.86	0.57	-	73,73,73,73	0

Continued on next page...

Continued from previous page...

Mol	Type	Chain	Res	Atoms	RSCC	RSR	LLDF	B-factors(\AA^2)	Q<0.9
56	MG	1H	3251	1/1	0.55	0.25	-	80,80,80,80	0
56	MG	1H	3366	1/1	0.89	0.10	-	67,67,67,67	0
56	MG	14	3105	1/1	0.88	0.08	-	72,72,72,72	0
56	MG	1H	3421	1/1	0.70	0.13	-	98,98,98,98	0
56	MG	14	3282	1/1	0.82	0.07	-	92,92,92,92	0
56	MG	1G	1711	1/1	0.86	0.06	-	102,102,102,102	0
56	MG	14	3140	1/1	0.74	0.30	-	78,78,78,78	0
56	MG	1H	3451	1/1	0.76	0.10	-	78,78,78,78	0
56	MG	13	1629	1/1	0.83	0.09	-	85,85,85,85	0
56	MG	14	3169	1/1	0.75	0.65	-	81,81,81,81	0
56	MG	1H	3559	1/1	0.86	0.07	-	73,73,73,73	0
56	MG	1G	1696	1/1	0.79	0.10	-	107,107,107,107	0
56	MG	13	1622	1/1	0.90	0.16	-	104,104,104,104	0
56	MG	14	3274	1/1	0.96	0.15	-	50,50,50,50	0
56	MG	14	3224	1/1	0.87	0.23	-	82,82,82,82	0
56	MG	1H	3195	1/1	0.85	0.29	-	69,69,69,69	0
56	MG	14	3067	1/1	0.96	0.24	-	85,85,85,85	0
56	MG	1H	3249	1/1	0.81	0.44	-	67,67,67,67	0
56	MG	1G	1608	1/1	0.80	0.35	-	96,96,96,96	0
56	MG	1H	3493	1/1	0.96	0.08	-	87,87,87,87	0
56	MG	1G	1724	1/1	0.94	0.15	-	102,102,102,102	0
56	MG	1H	3446	1/1	0.89	0.13	-	64,64,64,64	0
56	MG	13	1613	1/1	0.89	0.24	-	86,86,86,86	0
56	MG	1H	3327	1/1	0.94	0.06	-	68,68,68,68	0
56	MG	1H	3356	1/1	0.94	0.04	-	64,64,64,64	0
56	MG	1H	3531	1/1	0.99	0.10	-	56,56,56,56	0
56	MG	14	3066	1/1	0.90	0.35	-	49,49,49,49	0
56	MG	1H	3490	1/1	0.96	0.06	-	95,95,95,95	0
56	MG	14	3238	1/1	0.79	0.51	-	83,83,83,83	0
56	MG	1H	3439	1/1	0.95	0.14	-	55,55,55,55	0
56	MG	1H	3449	1/1	0.97	0.12	-	53,53,53,53	0
56	MG	1G	1649	1/1	0.91	0.09	-	83,83,83,83	0
56	MG	14	3106	1/1	0.91	0.34	-	75,75,75,75	0
56	MG	14	3186	1/1	0.81	0.36	-	80,80,80,80	0
56	MG	1H	3448	1/1	0.76	0.11	-	74,74,74,74	0
56	MG	1H	3258	1/1	0.85	0.56	-	97,97,97,97	0
56	MG	1G	1676	1/1	0.97	0.16	-	97,97,97,97	0
56	MG	14	3041	1/1	0.93	0.24	-	44,44,44,44	0
56	MG	B5	101	1/1	0.98	0.09	-	76,76,76,76	0
56	MG	13	1664	1/1	0.96	0.48	-	69,69,69,69	0
56	MG	1H	3379	1/1	0.91	0.07	-	86,86,86,86	0
56	MG	13	1751	1/1	0.95	0.09	-	76,76,76,76	0

Continued on next page...

Continued from previous page...

Mol	Type	Chain	Res	Atoms	RSCC	RSR	LLDF	B-factors(\AA^2)	Q<0.9
56	MG	1H	3276	1/1	0.93	0.25	-	78,78,78,78	0
56	MG	14	3085	1/1	0.90	0.25	-	64,64,64,64	0
56	MG	14	3336	1/1	0.96	0.09	-	75,75,75,75	0
56	MG	1H	3502	1/1	0.83	0.05	-	87,87,87,87	0
56	MG	14	3247	1/1	0.91	0.14	-	58,58,58,58	0
56	MG	1G	1661	1/1	0.42	0.68	-	92,92,92,92	0
56	MG	1J	202	1/1	0.78	0.08	-	91,91,91,91	0
56	MG	1H	3016	1/1	0.76	0.28	-	72,72,72,72	0
56	MG	14	3204	1/1	0.93	0.24	-	63,63,63,63	0
56	MG	14	3038	1/1	0.97	0.23	-	81,81,81,81	0
56	MG	14	3466	1/1	0.87	0.16	-	92,92,92,92	0

6.5 Other polymers [i](#)

There are no such residues in this entry.