



Full wwPDB X-ray Structure Validation Report ⓘ

Mar 21, 2016 – 07:27 AM EDT

PDB ID : 5E9U
Title : Crystal structure of GtfA/B complex bound to UDP and GlcNAc
Authors : Chen, Y.; Rapoport, T.A.
Deposited on : 2015-10-15
Resolution : 3.84 Å(reported)

This is a Full wwPDB X-ray Structure Validation Report for a publicly released PDB entry.
We welcome your comments at validation@mail.wwpdb.org
A user guide is available at
<http://wwpdb.org/validation/2016/XrayValidationReportHelp>
with specific help available everywhere you see the ⓘ symbol.

The following versions of software and data (see [references ⓘ](#)) were used in the production of this report:

MolProbity : 4.02b-467
Mogul : 1.7.1 (RC1), CSD as537be (2016)
Xtriage (Phenix) : 1.9-1692
EDS : rb-20027107
Percentile statistics : 20151230.v01 (using entries in the PDB archive December 30th 2015)
Refmac : 5.8.0122
CCP4 : 6.5.0
Ideal geometry (proteins) : Engh & Huber (2001)
Ideal geometry (DNA, RNA) : Parkinson et al. (1996)
Validation Pipeline (wwPDB-VP) : rb-20027107

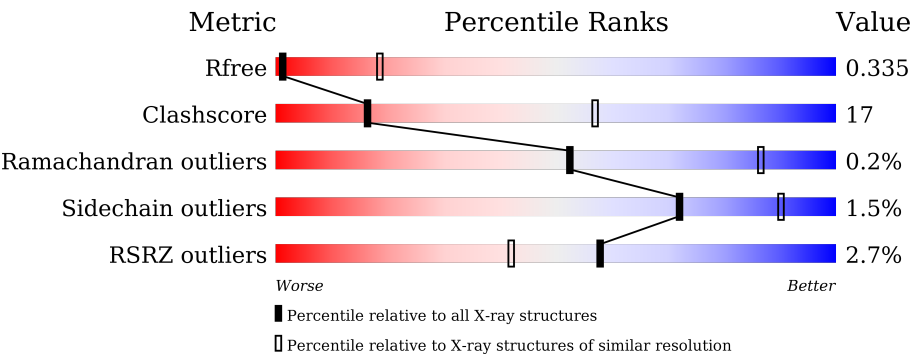
1 Overall quality at a glance i

The following experimental techniques were used to determine the structure:

X-RAY DIFFRACTION

The reported resolution of this entry is 3.84 Å.

Percentile scores (ranging between 0-100) for global validation metrics of the entry are shown in the following graphic. The table shows the number of entries on which the scores are based.



Metric	Whole archive (#Entries)	Similar resolution (#Entries, resolution range(Å))
R _{free}	91344	1334 (4.18-3.50)
Clashscore	102246	1036 (4.16-3.52)
Ramachandran outliers	100387	1415 (4.18-3.50)
Sidechain outliers	100360	1410 (4.18-3.50)
RSRZ outliers	91569	1342 (4.18-3.50)

The table below summarises the geometric issues observed across the polymeric chains and their fit to the electron density. The red, orange, yellow and green segments on the lower bar indicate the fraction of residues that contain outliers for ≥ 3 , 2, 1 and 0 types of geometric quality criteria. A grey segment represents the fraction of residues that are not modelled. The numeric value for each fraction is indicated below the corresponding segment, with a dot representing fractions $\leq 5\%$. The upper red bar (where present) indicates the fraction of residues that have poor fit to the electron density. The numeric value is given above the bar.

Mol	Chain	Length	Quality of chain
1	A	503	<div><div>3%</div><div>65%</div><div>35%</div></div>
1	C	503	<div><div>2%</div><div>65%</div><div>34%</div><div>.</div></div>
1	E	503	<div><div>4%</div><div>59%</div><div>41%</div></div>
1	G	503	<div><div>5%</div><div>67%</div><div>32%</div><div>.</div></div>
2	B	446	<div><div>%</div><div>67%</div><div>32%</div></div>
2	D	446	<div><div>2%</div><div>61%</div><div>39%</div></div>

Continued on next page...

Continued from previous page...

Mol	Chain	Length	Quality of chain
2	F	446	<div> <div>%</div> <div> <div></div> <div>61%</div> <div>37%</div> <div></div> </div> </div>
2	H	446	<div> <div>3%</div> <div> <div></div> <div>64%</div> <div>34%</div> <div></div> </div> </div>

The following table lists non-polymeric compounds, carbohydrate monomers and non-standard residues in protein, DNA, RNA chains that are outliers for geometric or electron-density-fit criteria:

Mol	Type	Chain	Res	Chirality	Geometry	Clashes	Electron density
4	NAG	E	603	-	-	-	X

2 Entry composition

There are 5 unique types of molecules in this entry. The entry contains 30948 atoms, of which 0 are hydrogens and 0 are deuteriums.

In the tables below, the ZeroOcc column contains the number of atoms modelled with zero occupancy, the AltConf column contains the number of residues with at least one atom in alternate conformation and the Trace column contains the number of residues modelled with at most 2 atoms.

- Molecule 1 is a protein called Glycosyltransferase Gtf1.

Mol	Chain	Residues	Atoms						ZeroOcc	AltConf	Trace
1	A	503	Total	C	N	O	S	Se	0	0	0
			4108	2624	687	789	2	6			
1	C	503	Total	C	N	O	S	Se	0	0	0
			4108	2624	687	789	2	6			
1	E	503	Total	C	N	O	S	Se	0	0	0
			4108	2624	687	789	2	6			
1	G	503	Total	C	N	O	S	Se	0	0	0
			4108	2624	687	789	2	6			

There are 8 discrepancies between the modelled and reference sequences:

Chain	Residue	Modelled	Actual	Comment	Reference
A	1	SER	-	expression tag	UNP Q9AET5
A	124	PHE	SER	conflict	UNP Q9AET5
C	1	SER	-	expression tag	UNP Q9AET5
C	124	PHE	SER	conflict	UNP Q9AET5
E	1	SER	-	expression tag	UNP Q9AET5
E	124	PHE	SER	conflict	UNP Q9AET5
G	1	SER	-	expression tag	UNP Q9AET5
G	124	PHE	SER	conflict	UNP Q9AET5

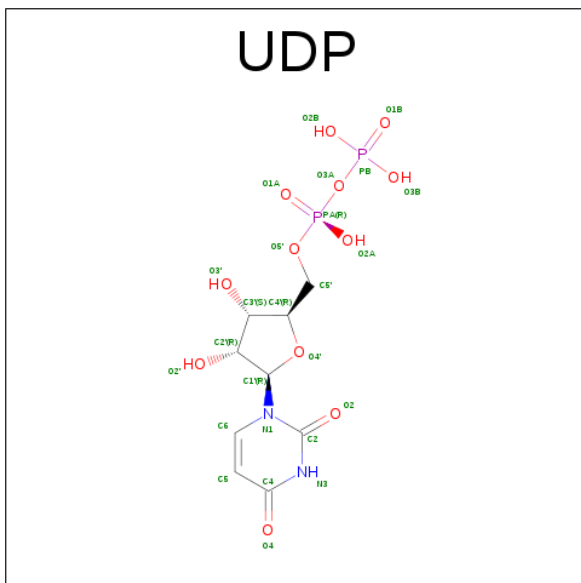
- Molecule 2 is a protein called Glycosyltransferase-stabilizing protein Gtf2.

Mol	Chain	Residues	Atoms						ZeroOcc	AltConf	Trace
2	B	445	Total	C	N	O	S	Se	0	0	0
			3607	2298	613	685	3	8			
2	D	446	Total	C	N	O	S	Se	0	0	0
			3611	2300	614	686	3	8			
2	F	445	Total	C	N	O	S	Se	0	0	0
			3607	2298	613	685	3	8			
2	H	445	Total	C	N	O	S	Se	0	0	0
			3607	2298	613	685	3	8			

There are 4 discrepancies between the modelled and reference sequences:

Chain	Residue	Modelled	Actual	Comment	Reference
B	1	MSE	-	initiating methionine	UNP Q79T00
D	1	MSE	-	initiating methionine	UNP Q79T00
F	1	MSE	-	initiating methionine	UNP Q79T00
H	1	MSE	-	initiating methionine	UNP Q79T00

- Molecule 3 is URIDINE-5'-DIPHOSPHATE (three-letter code: UDP) (formula: $C_9H_{14}N_2O_{12}P_2$).



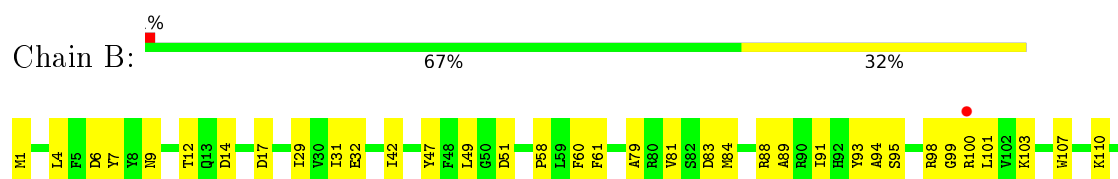
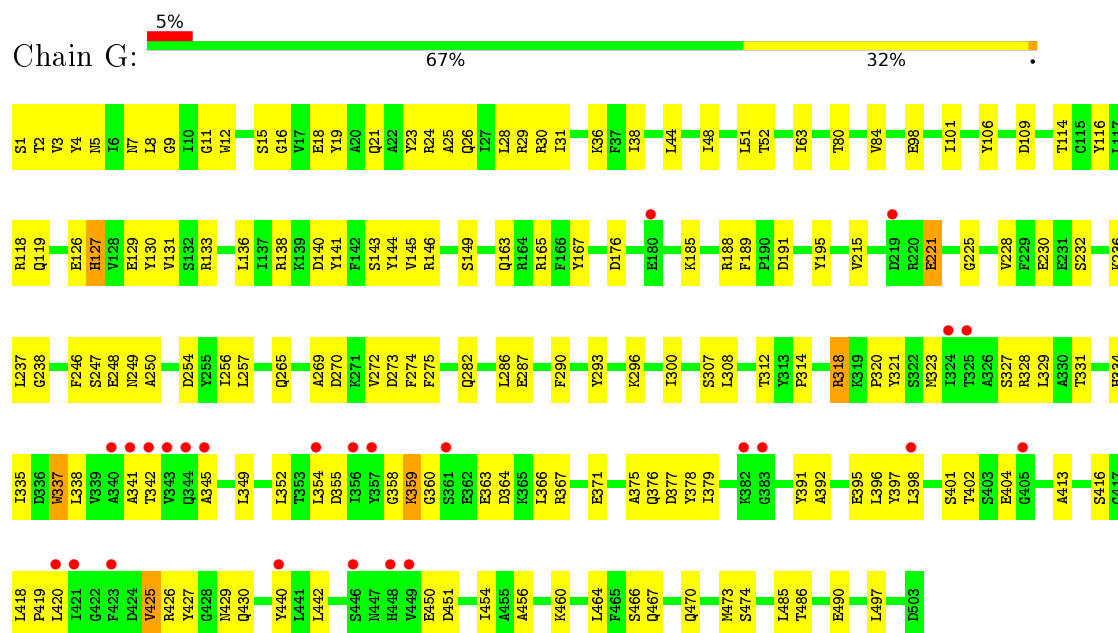
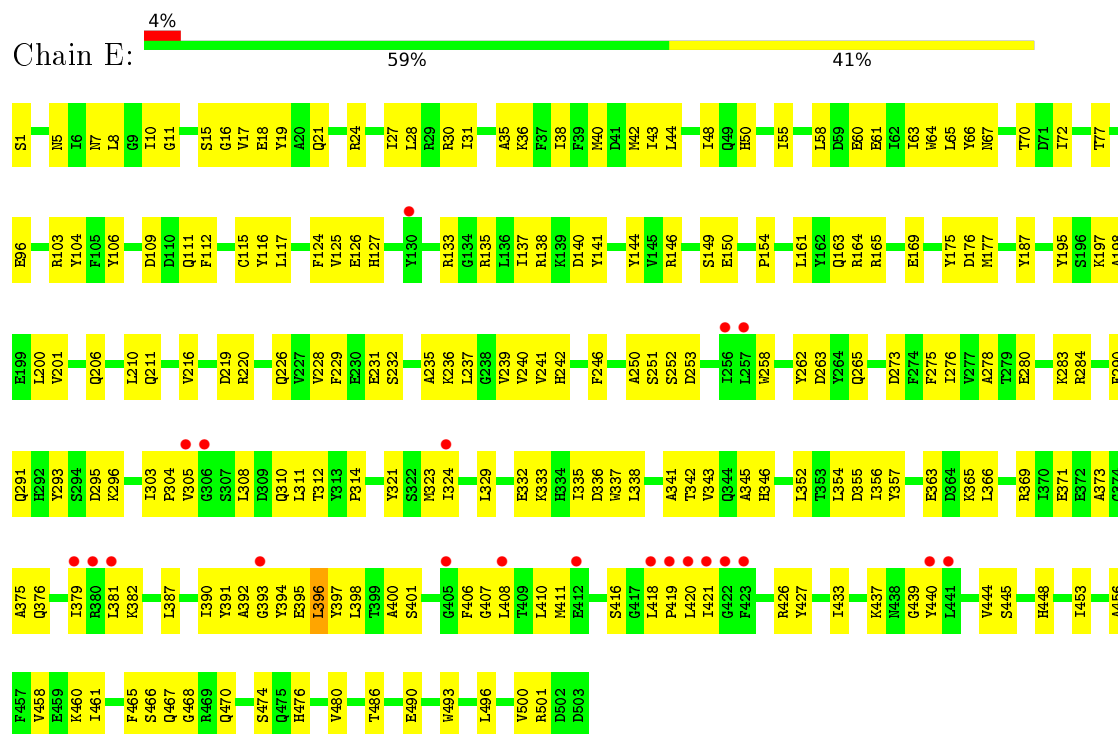


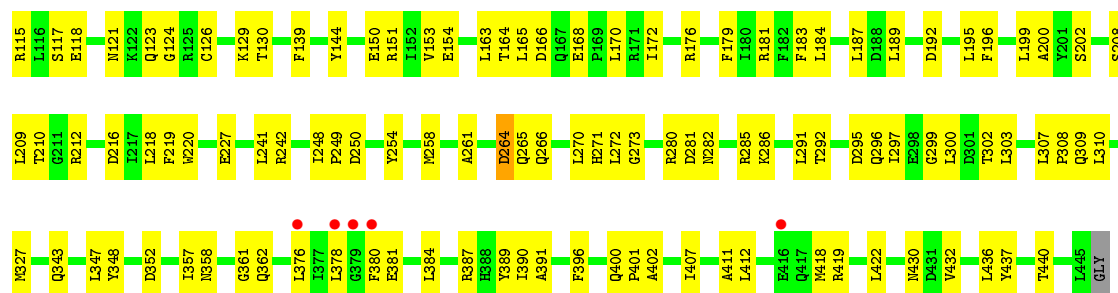
Mol	Chain	Residues	Atoms				ZeroOcc	AltConf
4	A	1	Total	C	N	O	0	0
			15	8	1	6		
4	E	1	Total	C	N	O	0	0
			15	8	1	6		

- Molecule 5 is MAGNESIUM ION (three-letter code: MG) (formula: Mg).

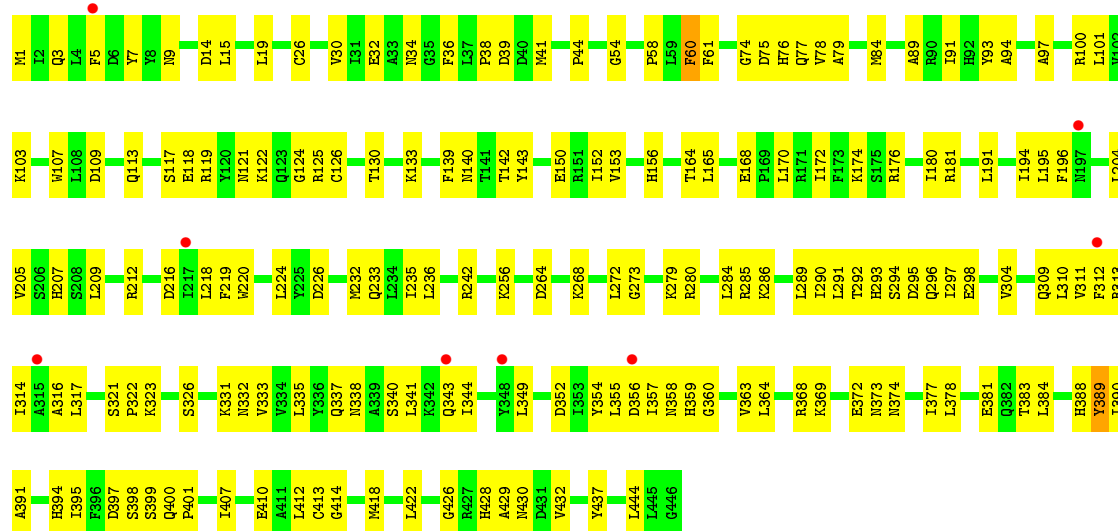
Mol	Chain	Residues	Atoms		ZeroOcc	AltConf
5	G	1	Total	Mg	0	0
			1	1		
5	B	1	Total	Mg	0	0
			1	1		
5	D	1	Total	Mg	0	0
			1	1		
5	E	1	Total	Mg	0	0
			1	1		

- Molecule 1: Glycosyltransferase Gtf1

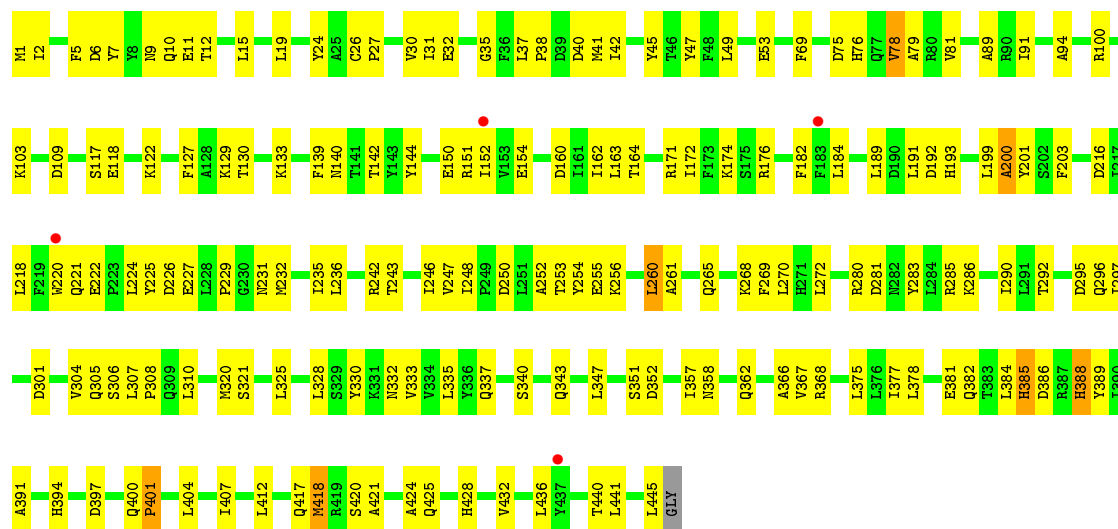




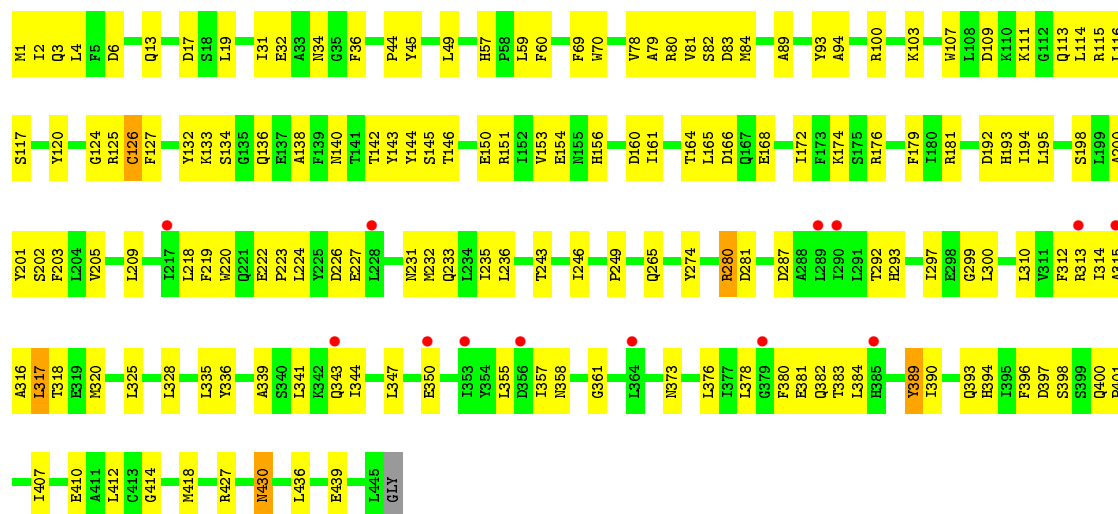
• Molecule 2: Glycosyltransferase-stabilizing protein Gtf2



• Molecule 2: Glycosyltransferase-stabilizing protein Gtf2



• Molecule 2: Glycosyltransferase-stabilizing protein Gtf2



4 Data and refinement statistics

Property	Value	Source
Space group	P 21 21 21	Depositor
Cell constants a, b, c, α , β , γ	148.97Å 196.00Å 215.67Å 90.00° 90.00° 90.00°	Depositor
Resolution (Å)	94.48 – 3.84 145.05 – 3.84	Depositor EDS
% Data completeness (in resolution range)	99.5 (94.48-3.84) 80.6 (145.05-3.84)	Depositor EDS
R_{merge}	0.39	Depositor
R_{sym}	(Not available)	Depositor
$\langle I/\sigma(I) \rangle$ ¹	1.62 (at 3.89Å)	Xtriage
Refinement program	PHENIX	Depositor
R, R_{free}	0.269 , 0.337 0.266 , 0.335	Depositor DCC
R_{free} test set	3823 reflections (3.30%)	DCC
Wilson B-factor (Å ²)	88.6	Xtriage
Anisotropy	0.462	Xtriage
Bulk solvent k_{sol} (e/Å ³), B_{sol} (Å ²)	0.27 , 41.7	EDS
Estimated twinning fraction	No twinning to report.	Xtriage
L-test for twinning ²	$\langle L \rangle = 0.41$, $\langle L^2 \rangle = 0.24$	Xtriage
Outliers	1 of 60814 reflections (0.002%)	Xtriage
F_o, F_c correlation	0.87	EDS
Total number of atoms	30948	wwPDB-VP
Average B, all atoms (Å ²)	115.0	wwPDB-VP

Xtriage's analysis on translational NCS is as follows: *The analyses of the Patterson function reveals a significant off-origin peak that is 39.99 % of the origin peak, indicating pseudo translational symmetry. The chance of finding a peak of this or larger height randomly in a structure without pseudo translational symmetry is equal to 2.9234e-04. The detected translational NCS is most likely also responsible for the elevated intensity ratio.*

¹Intensities estimated from amplitudes.

²Theoretical values of $\langle |L| \rangle$, $\langle L^2 \rangle$ for acentric reflections are 0.5, 0.375 respectively for untwinned datasets, and 0.333, 0.2 for perfectly twinned datasets.

5 Model quality ⓘ

5.1 Standard geometry ⓘ

Bond lengths and bond angles in the following residue types are not validated in this section: UDP, MG, NAG

The Z score for a bond length (or angle) is the number of standard deviations the observed value is removed from the expected value. A bond length (or angle) with $|Z| > 5$ is considered an outlier worth inspection. RMSZ is the root-mean-square of all Z scores of the bond lengths (or angles).

Mol	Chain	Bond lengths		Bond angles	
		RMSZ	# Z >5	RMSZ	# Z >5
1	A	0.30	0/4196	0.54	0/5678
1	C	0.29	0/4196	0.53	0/5678
1	E	0.30	0/4196	0.57	3/5678 (0.1%)
1	G	0.31	0/4196	0.54	0/5678
2	B	0.30	0/3678	0.55	0/4976
2	D	0.40	2/3682 (0.1%)	0.57	0/4981
2	F	0.31	0/3678	0.55	1/4976 (0.0%)
2	H	0.37	4/3678 (0.1%)	0.56	1/4976 (0.0%)
All	All	0.32	6/31500 (0.0%)	0.55	5/42621 (0.0%)

Chiral center outliers are detected by calculating the chiral volume of a chiral center and verifying if the center is modelled as a planar moiety or with the opposite hand. A planarity outlier is detected by checking planarity of atoms in a peptide group, atoms in a mainchain group or atoms of a sidechain that are expected to be planar.

Mol	Chain	#Chirality outliers	#Planarity outliers
1	A	0	1
1	C	0	2
1	E	0	1
1	G	0	2
2	B	0	1
2	D	0	1
2	F	0	2
2	H	0	2
All	All	0	12

All (6) bond length outliers are listed below:

Mol	Chain	Res	Type	Atoms	Z	Observed(Å)	Ideal(Å)
2	D	60	PHE	CE1-CZ	-7.21	1.23	1.37
2	D	60	PHE	CE2-CZ	-7.13	1.23	1.37

Continued on next page...

Continued from previous page...

Mol	Chain	Res	Type	Atoms	Z	Observed(Å)	Ideal(Å)
2	H	389	TYR	CE2-CZ	-6.76	1.29	1.38
2	H	389	TYR	CE1-CZ	-6.21	1.30	1.38
2	H	389	TYR	CG-CD1	-5.97	1.31	1.39
2	H	389	TYR	CG-CD2	-5.90	1.31	1.39

All (5) bond angle outliers are listed below:

Mol	Chain	Res	Type	Atoms	Z	Observed(°)	Ideal(°)
1	E	396	LEU	CA-CB-CG	8.79	135.51	115.30
2	F	260	LEU	CA-CB-CG	-5.96	101.59	115.30
1	E	396	LEU	CB-CG-CD2	5.73	120.74	111.00
1	E	395	GLU	C-N-CA	5.23	134.77	121.70
2	H	317	LEU	CA-CB-CG	5.06	126.93	115.30

There are no chirality outliers.

All (12) planarity outliers are listed below:

Mol	Chain	Res	Type	Group
1	A	221	GLU	Peptide
2	B	308	PRO	Peptide
1	C	314	PRO	Peptide
1	C	466	SER	Peptide
2	D	331	LYS	Peptide
1	E	466	SER	Peptide
2	F	225	TYR	Peptide
2	F	385	HIS	Peptide
1	G	221	GLU	Peptide
1	G	98	GLU	Peptide
2	H	396	PHE	Peptide
2	H	414	GLY	Peptide

5.2 Too-close contacts

In the following table, the Non-H and H(model) columns list the number of non-hydrogen atoms and hydrogen atoms in the chain respectively. The H(added) column lists the number of hydrogen atoms added and optimized by MolProbity. The Clashes column lists the number of clashes within the asymmetric unit, whereas Symm-Clashes lists symmetry related clashes.

Mol	Chain	Non-H	H(model)	H(added)	Clashes	Symm-Clashes
1	A	4108	0	3965	140	0
1	C	4108	0	3965	130	0

Continued on next page...

Continued from previous page...

Mol	Chain	Non-H	H(model)	H(added)	Clashes	Symm-Clashes
1	E	4108	0	3965	165	0
1	G	4108	0	3965	130	0
2	B	3607	0	3529	113	0
2	D	3611	0	3532	137	0
2	F	3607	0	3529	130	0
2	H	3607	0	3529	126	0
3	A	25	0	11	0	0
3	E	25	0	11	2	0
4	A	15	0	15	0	0
4	E	15	0	15	0	0
5	B	1	0	0	0	0
5	D	1	0	0	0	0
5	E	1	0	0	0	0
5	G	1	0	0	0	0
All	All	30948	0	30031	1019	0

The all-atom clashscore is defined as the number of clashes found per 1000 atoms (including hydrogen atoms). The all-atom clashscore for this structure is 17.

All (1019) close contacts within the same asymmetric unit are listed below, sorted by their clash magnitude.

Atom-1	Atom-2	Interatomic distance (Å)	Clash overlap (Å)
2:B:272:LEU:HB2	2:B:436:LEU:HD21	1.39	1.02
2:H:280:ARG:HH12	2:H:373:ASN:HB3	1.28	0.97
1:G:364:ASP:HA	1:G:367:ARG:HG2	1.52	0.92
1:G:331:THR:O	1:G:334:HIS:ND1	2.01	0.92
2:H:412:LEU:HD23	2:H:418:MSE:HA	1.51	0.89
2:B:307:LEU:HD21	2:B:310:LEU:HG	1.55	0.88
1:E:355:ASP:HB2	1:E:394:TYR:HE2	1.36	0.88
1:E:133:ARG:NH2	2:F:174:LYS:O	2.05	0.88
1:A:150:GLU:HG2	1:A:164:ARG:HG2	1.55	0.87
2:F:362:GLN:HA	2:F:384:LEU:HD23	1.57	0.86
2:D:233:GLN:HA	2:D:236:LEU:HD12	1.58	0.86
2:F:261:ALA:HB1	2:F:265:GLN:HB2	1.57	0.86
2:F:286:LYS:HB3	2:F:310:LEU:HG	1.57	0.86
2:F:42:ILE:HG21	2:F:47:TYR:HD2	1.39	0.85
1:A:167:TYR:OH	2:B:150:GLU:OE2	1.95	0.85
1:G:26:GLN:HG2	1:G:29:ARG:HH12	1.42	0.84
2:H:280:ARG:NH1	2:H:373:ASN:HB3	1.92	0.84
2:D:220:TRP:HE1	2:D:224:LEU:HD21	1.42	0.84
2:B:81:VAL:HB	2:B:89:ALA:HB3	1.60	0.83

Continued on next page...

Continued from previous page...

Atom-1	Atom-2	Interatomic distance (Å)	Clash overlap (Å)
1:E:58:LEU:HB2	1:E:61:GLU:HB2	1.59	0.82
2:H:172:ILE:O	2:H:174:LYS:NZ	2.12	0.82
2:D:397:ASP:HB3	2:D:400:GLN:HB2	1.61	0.82
1:E:164:ARG:HD2	1:E:177:MSE:HE3	1.61	0.82
2:F:81:VAL:HB	2:F:89:ALA:HB3	1.60	0.81
1:C:184:GLU:OE2	1:C:187:TYR:OH	1.97	0.81
1:C:408:LEU:HA	1:C:411:MSE:HB3	1.62	0.80
2:B:164:THR:HG22	2:B:170:LEU:HG	1.62	0.80
1:G:275:PHE:HB2	1:G:300:ILE:HG12	1.63	0.79
1:E:278:ALA:HB1	1:E:406:PHE:HD1	1.48	0.79
1:G:375:ALA:O	1:G:378:TYR:HB2	1.83	0.78
2:B:118:GLU:HG2	2:B:129:LYS:HG2	1.66	0.78
2:H:358:ASN:HD22	2:H:384:LEU:HD11	1.49	0.77
1:G:318:ARG:HD2	1:G:318:ARG:H	1.48	0.77
1:G:320:PRO:HB2	1:G:321:TYR:HD1	1.50	0.77
2:B:51:ASP:OD2	2:B:121:ASN:ND2	2.18	0.77
2:F:292:THR:HG22	2:F:358:ASN:HD22	1.48	0.77
1:G:419:PRO:HD3	1:G:474:SER:HB3	1.66	0.77
2:B:297:ILE:HB	2:B:300:LEU:HB2	1.67	0.76
1:C:138:ARG:HH22	1:C:146:ARG:NH1	1.83	0.76
1:E:329:LEU:HD21	1:E:363:GLU:HA	1.68	0.76
2:H:380:PHE:O	2:H:383:THR:OG1	2.04	0.75
2:H:6:ASP:HA	2:H:31:ILE:HB	1.68	0.75
2:D:236:LEU:HD23	2:D:268:LYS:HD2	1.69	0.75
1:G:11:GLY:HA2	1:G:51:LEU:HD13	1.68	0.75
2:H:397:ASP:HB3	2:H:400:GLN:HB2	1.69	0.75
2:B:286:LYS:HB3	2:B:310:LEU:HB3	1.68	0.75
2:H:400:GLN:HB3	2:H:401:PRO:HD2	1.68	0.75
1:C:397:TYR:HB3	1:C:420:LEU:HG	1.69	0.74
1:C:11:GLY:HA2	1:C:51:LEU:HD13	1.69	0.74
1:C:340:ALA:HA	1:C:343:VAL:HG12	1.68	0.74
2:D:36:PHE:HA	2:D:122:LYS:HB3	1.70	0.74
1:E:420:LEU:HB2	1:E:433:ILE:HD11	1.71	0.73
2:B:220:TRP:HB3	2:B:248:ILE:HG12	1.69	0.73
1:C:354:LEU:H	1:C:379:ILE:HD12	1.54	0.73
1:C:337:TRP:HH2	1:C:448:HIS:HB3	1.53	0.73
1:G:371:GLU:HA	1:G:376:GLN:HG3	1.70	0.73
2:D:280:ARG:NH1	2:D:349:LEU:HA	2.04	0.72
2:F:412:LEU:HA	2:F:417:GLN:HG3	1.71	0.72
1:G:163:GLN:OE1	2:H:140:ASN:ND2	2.22	0.72
2:D:280:ARG:HH12	2:D:349:LEU:HA	1.53	0.72

Continued on next page...

Continued from previous page...

Atom-1	Atom-2	Interatomic distance (Å)	Clash overlap (Å)
2:H:280:ARG:NH1	2:H:373:ASN:O	2.23	0.72
1:A:47:ASN:HB3	1:A:50:HIS:CD2	2.24	0.72
1:A:7:ASN:HB2	1:A:21:GLN:HE22	1.56	0.71
1:G:342:THR:HG21	1:G:379:ILE:HD11	1.72	0.71
2:H:317:LEU:HA	2:H:339:ALA:H	1.56	0.70
1:G:323:MSE:HB2	1:G:354:LEU:HD12	1.73	0.70
1:C:237:LEU:N	1:C:273:ASP:OD2	2.19	0.70
2:D:3:GLN:HE21	2:D:19:LEU:HD12	1.56	0.70
1:A:375:ALA:HB1	1:A:378:TYR:HB3	1.73	0.70
2:B:79:ALA:HB3	2:B:91:ILE:HB	1.74	0.70
2:F:191:LEU:O	2:F:242:ARG:NH2	2.25	0.69
1:C:327:SER:O	1:C:358:GLY:HA3	1.91	0.69
1:C:464:LEU:HD22	1:C:473:MSE:HE1	1.74	0.69
1:A:316:GLU:HB3	1:A:317:PRO:HD2	1.75	0.69
2:D:389:TYR:HD1	2:D:429:ALA:HB2	1.56	0.69
1:G:337:TRP:HB3	1:G:454:ILE:HG12	1.75	0.69
2:F:6:ASP:OD2	2:F:200:ALA:HB3	1.92	0.68
2:H:154:GLU:HG3	2:H:161:ILE:HG12	1.74	0.68
2:F:320:MSE:HE3	2:F:337:GLN:H	1.59	0.68
2:F:250:ASP:OD2	2:F:252:ALA:N	2.27	0.68
2:D:181:ARG:NH1	2:D:209:LEU:HD13	2.08	0.68
2:D:290:ILE:HB	2:D:314:ILE:HG22	1.75	0.68
1:C:5:ASN:OD1	1:C:24:ARG:NH2	2.28	0.67
1:E:387:LEU:HD12	3:E:602:UDP:H2'	1.76	0.67
1:A:265:GLN:OE1	1:A:265:GLN:N	2.27	0.67
2:B:285:ARG:N	2:B:352:ASP:OD2	2.24	0.67
2:D:58:PRO:HG2	2:D:101:LEU:HD13	1.76	0.67
1:E:329:LEU:HA	1:E:335:ILE:HD11	1.76	0.67
2:F:385:HIS:HB3	2:F:386:ASP:HA	1.76	0.67
2:B:303:LEU:HD21	2:B:402:ALA:HB1	1.76	0.67
1:A:424:ASP:HB2	1:A:441:LEU:HB3	1.76	0.67
2:D:79:ALA:HB3	2:D:91:ILE:HB	1.75	0.67
1:A:335:ILE:HD11	1:A:356:ILE:HD13	1.76	0.67
1:E:355:ASP:HB2	1:E:394:TYR:CE2	2.25	0.67
1:E:8:LEU:HB2	1:E:220:ARG:HD2	1.76	0.67
1:G:195:TYR:HE2	2:H:109:ASP:HA	1.59	0.67
1:C:188:ARG:NE	2:D:118:GLU:OE2	2.23	0.66
2:B:58:PRO:O	1:C:255:TYR:OH	2.09	0.66
1:C:162:TYR:HE1	2:D:133:LYS:HD3	1.60	0.66
2:F:118:GLU:HG2	2:F:129:LYS:HG2	1.77	0.66
2:F:220:TRP:HB3	2:F:248:ILE:HG13	1.78	0.66

Continued on next page...

Continued from previous page...

Atom-1	Atom-2	Interatomic distance (Å)	Clash overlap (Å)
1:A:340:ALA:O	1:A:344:GLN:NE2	2.27	0.66
1:A:333:LYS:HE3	1:A:401:SER:HB3	1.78	0.66
1:C:138:ARG:NH2	1:C:146:ARG:HH11	1.93	0.66
1:A:258:TRP:HB2	1:A:263:ASP:OD2	1.96	0.65
1:A:322:SER:H	1:A:395:GLU:HB2	1.60	0.65
1:C:7:ASN:OD1	1:C:8:LEU:N	2.30	0.65
1:E:135:ARG:HD3	1:E:154:PRO:HG3	1.78	0.65
2:B:58:PRO:HB2	2:B:101:LEU:HD22	1.78	0.65
2:D:273:GLY:O	2:D:437:TYR:OH	2.09	0.65
2:F:236:LEU:O	2:F:268:LYS:NZ	2.27	0.65
2:B:83:ASP:HA	1:C:226:GLN:HE22	1.62	0.65
2:D:322:PRO:HG2	2:D:323:LYS:HE3	1.79	0.65
1:C:337:TRP:CH2	1:C:448:HIS:HB3	2.32	0.65
1:E:332:GLU:N	1:E:332:GLU:OE1	2.29	0.65
2:F:100:ARG:HH22	1:G:257:LEU:HD22	1.62	0.64
1:G:338:LEU:HD22	1:G:398:LEU:HD13	1.79	0.64
1:G:5:ASN:ND2	1:G:36:LYS:O	2.31	0.64
2:F:184:LEU:HD23	2:F:189:LEU:HD12	1.78	0.64
1:G:440:TYR:HD2	1:G:460:LYS:HB3	1.62	0.64
2:D:75:ASP:O	2:D:76:HIS:ND1	2.27	0.64
1:A:42:MSE:HG2	1:A:164:ARG:HH12	1.63	0.64
1:C:323:MSE:HG2	1:C:396:LEU:HD11	1.78	0.64
1:G:320:PRO:HB2	1:G:321:TYR:CD1	2.32	0.64
2:B:291:LEU:O	2:B:358:ASN:ND2	2.29	0.64
1:C:395:GLU:HG2	1:C:465:PHE:HE1	1.63	0.63
1:C:195:TYR:HE2	2:D:109:ASP:HA	1.63	0.63
2:B:199:LEU:HD23	2:B:220:TRP:CH2	2.34	0.63
1:G:450:GLU:HG2	1:G:451:ASP:H	1.63	0.63
1:E:305:VAL:HB	1:E:408:LEU:HD21	1.79	0.63
2:B:396:PHE:HB3	2:B:401:PRO:HG2	1.80	0.63
1:E:240:VAL:HG22	1:E:276:ILE:HD12	1.80	0.63
1:E:354:LEU:HB3	1:E:379:ILE:HG23	1.80	0.63
1:E:278:ALA:HB1	1:E:406:PHE:CD1	2.32	0.63
1:C:18:GLU:O	1:C:22:ALA:N	2.29	0.63
2:F:6:ASP:HA	2:F:31:ILE:HB	1.81	0.63
1:G:16:GLY:HA2	1:G:19:TYR:HB2	1.80	0.63
2:H:381:GLU:HB2	2:H:398:SER:HB3	1.80	0.63
1:G:307:SER:HB2	1:G:486:THR:HB	1.81	0.63
2:D:369:LYS:O	2:D:373:ASN:ND2	2.32	0.62
2:H:236:LEU:HD22	2:H:265:GLN:HB3	1.81	0.62
1:A:64:TRP:HB3	1:A:67:ASN:HB3	1.81	0.62

Continued on next page...

Continued from previous page...

Atom-1	Atom-2	Interatomic distance (Å)	Clash overlap (Å)
2:D:209:LEU:HD23	2:D:242:ARG:HH11	1.64	0.62
1:C:371:GLU:HA	1:C:376:GLN:CB	2.29	0.62
1:E:291:GLN:HA	1:E:295:ASP:HA	1.81	0.62
2:B:412:LEU:HD22	2:B:418:MSE:HA	1.81	0.62
1:E:7:ASN:HB2	1:E:21:GLN:HE22	1.64	0.62
2:F:250:ASP:OD2	2:F:253:THR:N	2.28	0.62
2:D:400:GLN:HB3	2:D:401:PRO:HD2	1.80	0.62
1:G:7:ASN:OD1	1:G:8:LEU:N	2.33	0.62
1:C:371:GLU:HA	1:C:376:GLN:HB3	1.82	0.61
2:D:280:ARG:HH12	2:D:349:LEU:CA	2.13	0.61
1:E:258:TRP:HB2	1:E:263:ASP:OD2	2.00	0.61
2:D:39:ASP:OD2	2:D:54:GLY:N	2.33	0.61
1:A:322:SER:HB2	1:A:395:GLU:H	1.64	0.61
2:D:220:TRP:NE1	2:D:224:LEU:HD21	2.14	0.61
2:D:298:GLU:OE1	2:D:359:HIS:NE2	2.33	0.61
1:G:451:ASP:HA	1:G:454:ILE:HB	1.82	0.61
2:B:199:LEU:HD23	2:B:220:TRP:HH2	1.65	0.61
1:E:357:TYR:HE1	1:E:382:LYS:HG3	1.65	0.60
1:A:305:VAL:HG23	1:A:408:LEU:HD11	1.83	0.60
2:H:176:ARG:HD2	2:H:201:TYR:CE1	2.36	0.60
2:D:181:ARG:HH11	2:D:209:LEU:HD13	1.66	0.60
2:D:397:ASP:CB	2:D:400:GLN:HB2	2.30	0.60
1:A:319:LYS:O	1:A:395:GLU:HG2	2.02	0.60
2:D:298:GLU:HB2	2:D:359:HIS:HE2	1.67	0.60
2:B:195:LEU:HB3	2:B:219:PHE:CE1	2.37	0.60
1:E:42:MSE:HE3	1:E:164:ARG:HH11	1.67	0.60
1:G:185:LYS:NZ	2:H:111:LYS:NZ	2.50	0.60
1:G:145:VAL:HG12	1:G:146:ARG:H	1.66	0.60
1:E:7:ASN:OD1	1:E:8:LEU:N	2.35	0.59
1:A:333:LYS:NZ	1:A:404:GLU:OE2	2.34	0.59
1:A:471:GLN:HG3	1:A:472:GLU:HG3	1.83	0.59
2:F:224:LEU:HD23	2:F:256:LYS:HB3	1.82	0.59
2:H:1:MSE:HE2	2:H:195:LEU:HD11	1.82	0.59
1:A:42:MSE:HE2	1:A:164:ARG:NH1	2.18	0.59
2:F:378:LEU:HB3	2:F:394:HIS:HB3	1.85	0.59
1:G:118:ARG:HG2	1:G:119:GLN:HG3	1.83	0.59
2:B:249:PRO:HA	2:B:272:LEU:O	2.02	0.59
2:B:272:LEU:HD12	2:B:437:TYR:CD1	2.38	0.59
2:D:195:LEU:HD22	2:D:219:PHE:HE2	1.68	0.59
1:C:138:ARG:NH2	1:C:146:ARG:NH1	2.51	0.59
1:G:314:PRO:HB3	1:G:392:ALA:HB1	1.83	0.59

Continued on next page...

Continued from previous page...

Atom-1	Atom-2	Interatomic distance (Å)	Clash overlap (Å)
2:H:218:LEU:HD23	2:H:246:ILE:HG12	1.83	0.59
2:H:393:GLN:NE2	2:H:393:GLN:O	2.35	0.59
1:A:323:MSE:HE3	1:A:352:LEU:HD13	1.85	0.59
2:B:181:ARG:HD2	2:B:209:LEU:HD21	1.84	0.59
2:B:258:MSE:SE	2:B:266:GLN:HB2	2.53	0.59
2:B:343:GLN:O	2:B:347:LEU:HG	2.01	0.59
1:A:387:LEU:HA	1:A:390:ILE:HB	1.85	0.59
2:B:210:THR:HA	2:B:242:ARG:HG3	1.84	0.59
2:H:397:ASP:CB	2:H:400:GLN:HB2	2.33	0.59
2:D:340:SER:HB3	2:D:343:GLN:HB2	1.83	0.58
1:A:129:GLU:HG2	1:A:139:LYS:HG3	1.85	0.58
1:C:36:LYS:HD2	1:C:63:ILE:HG13	1.86	0.58
2:F:297:ILE:HA	2:F:358:ASN:HA	1.85	0.58
1:G:114:THR:HB	1:G:129:GLU:HB2	1.84	0.58
2:H:1:MSE:HA	2:H:193:HIS:O	2.02	0.58
1:A:286:LEU:O	1:A:290:PHE:N	2.36	0.58
2:F:297:ILE:CG2	2:F:357:ILE:HG13	2.33	0.58
1:G:312:THR:HB	1:G:416:SER:HA	1.83	0.58
1:C:467:GLN:HG2	1:C:468:GLY:H	1.68	0.58
1:A:4:TYR:HB3	1:A:38:ILE:HD11	1.84	0.58
1:G:167:TYR:OH	2:H:150:GLU:OE2	2.19	0.58
2:B:254:TYR:CZ	2:B:271:HIS:HB3	2.37	0.58
1:E:66:TYR:O	1:E:175:TYR:OH	2.21	0.58
2:H:316:ALA:HB1	2:H:318:THR:HG22	1.84	0.58
2:H:93:TYR:CD1	2:H:100:ARG:HA	2.38	0.58
1:A:344:GLN:HE22	1:A:454:ILE:HD12	1.69	0.57
2:D:422:LEU:O	2:D:426:GLY:N	2.36	0.57
2:B:297:ILE:HD12	2:B:300:LEU:HD22	1.86	0.57
1:C:395:GLU:HG2	1:C:465:PHE:CE1	2.39	0.57
2:D:388:HIS:O	2:D:428:HIS:ND1	2.31	0.57
2:D:97:ALA:HB1	2:D:364:LEU:HD11	1.85	0.57
1:E:19:TYR:CE2	1:E:55:ILE:HD11	2.39	0.57
1:A:407:GLY:O	1:A:410:LEU:HG	2.05	0.57
1:E:314:PRO:HB3	1:E:392:ALA:HB1	1.85	0.57
1:G:464:LEU:HD13	1:G:473:MSE:HE1	1.84	0.57
2:F:285:ARG:N	2:F:352:ASP:OD2	2.35	0.57
2:F:362:GLN:OE1	2:F:366:ALA:N	2.38	0.57
2:F:391:ALA:HB2	2:F:425:GLN:HA	1.87	0.57
1:G:329:LEU:HD13	1:G:366:LEU:HD13	1.87	0.57
1:E:72:ILE:HA	1:E:144:TYR:OH	2.05	0.57
1:A:57:PHE:HB3	1:A:62:ILE:HD11	1.87	0.56

Continued on next page...

Continued from previous page...

Atom-1	Atom-2	Interatomic distance (Å)	Clash overlap (Å)
1:G:44:LEU:HD22	1:G:141:TYR:CD2	2.39	0.56
1:G:247:SER:HB3	1:G:257:LEU:HD11	1.87	0.56
2:H:325:LEU:HA	2:H:328:LEU:CD1	2.35	0.56
1:A:342:THR:O	1:A:346:HIS:N	2.37	0.56
1:A:308:LEU:HG	1:A:411:MSE:HE3	1.87	0.56
1:A:278:ALA:HB1	1:A:406:PHE:CD1	2.40	0.56
1:A:173:VAL:HG21	2:B:144:TYR:HE1	1.70	0.56
2:B:4:LEU:HD11	2:B:31:ILE:HD11	1.88	0.56
1:E:250:ALA:O	1:E:251:SER:OG	2.21	0.56
1:C:311:LEU:H	1:C:311:LEU:HD12	1.70	0.56
1:G:4:TYR:HB3	1:G:38:ILE:HD11	1.88	0.56
2:H:142:THR:HG22	2:H:153:VAL:HG22	1.88	0.56
2:H:195:LEU:HD22	2:H:219:PHE:HE1	1.70	0.56
1:C:195:TYR:CE2	2:D:109:ASP:HA	2.41	0.56
1:E:371:GLU:HA	1:E:376:GLN:HG2	1.88	0.56
2:F:117:SER:HB2	2:F:130:THR:HB	1.88	0.56
1:A:314:PRO:HG3	1:A:392:ALA:HB1	1.87	0.56
1:E:115:CYS:HB3	1:E:125:VAL:HG13	1.88	0.56
1:E:138:ARG:HH11	2:F:162:ILE:HG21	1.71	0.56
1:G:286:LEU:O	1:G:290:PHE:N	2.37	0.56
1:G:360:GLY:O	1:G:363:GLU:HB2	2.05	0.56
1:A:285:ILE:O	1:A:289:GLN:HG2	2.05	0.56
1:E:356:ILE:HD12	1:E:381:LEU:HD11	1.88	0.56
1:E:43:ILE:HD13	1:E:48:ILE:HD13	1.88	0.56
1:C:323:MSE:O	1:C:354:LEU:HA	2.06	0.56
2:D:407:ILE:HA	2:D:410:GLU:HB3	1.88	0.56
1:E:338:LEU:HD21	1:E:400:ALA:HB2	1.88	0.56
1:G:221:GLU:HG2	1:G:225:GLY:HA3	1.88	0.56
2:H:192:ASP:HB3	2:H:193:HIS:CE1	2.40	0.56
2:B:380:PHE:HD1	2:B:396:PHE:HB2	1.71	0.55
1:C:137:ILE:HD11	2:D:172:ILE:HD13	1.88	0.55
2:D:297:ILE:HG22	2:D:357:ILE:HB	1.87	0.55
1:E:324:ILE:HB	1:E:394:TYR:HD2	1.70	0.55
2:F:75:ASP:OD1	2:F:76:HIS:N	2.39	0.55
1:G:376:GLN:HG2	1:G:377:ASP:N	2.21	0.55
2:H:49:LEU:HD22	2:H:144:TYR:O	2.06	0.55
2:F:270:LEU:HD23	2:F:440:THR:HB	1.88	0.55
1:C:105:PHE:HB3	1:C:107:PRO:HD3	1.88	0.55
1:C:451:ASP:HA	1:C:454:ILE:HB	1.87	0.55
1:G:282:GLN:HG3	1:G:427:TYR:CZ	2.41	0.55
1:C:118:ARG:HG2	1:C:119:GLN:HG3	1.88	0.55

Continued on next page...

Continued from previous page...

Atom-1	Atom-2	Interatomic distance (Å)	Clash overlap (Å)
2:H:114:LEU:HB3	2:H:136:GLN:HG3	1.89	0.55
2:B:29:ILE:HD12	2:B:183:PHE:HE2	1.72	0.55
1:E:111:GLN:NE2	2:F:172:ILE:HB	2.21	0.55
1:E:470:GLN:O	1:E:474:SER:HB3	2.06	0.55
1:C:323:MSE:HB2	1:C:354:LEU:HB2	1.88	0.55
1:G:401:SER:HB3	1:G:404:GLU:OE2	2.06	0.55
2:H:6:ASP:OD2	2:H:198:SER:HB2	2.07	0.55
2:D:295:ASP:OD2	2:D:321:SER:HB3	2.06	0.55
1:E:17:VAL:HG11	1:E:220:ARG:HE	1.71	0.55
2:B:419:ARG:HA	2:B:422:LEU:HB2	1.87	0.55
1:C:398:LEU:HD12	1:C:421:ILE:HB	1.87	0.55
2:D:143:TYR:HB2	2:D:152:ILE:HB	1.88	0.55
2:H:3:GLN:HE21	2:H:19:LEU:HD12	1.71	0.55
1:A:93:GLU:HG2	1:A:94:ARG:H	1.72	0.55
2:D:381:GLU:HB3	2:D:398:SER:HB3	1.88	0.55
2:F:269:PHE:O	2:F:270:LEU:HD12	2.07	0.55
1:G:21:GLN:HG2	1:G:24:ARG:NH1	2.22	0.55
2:D:164:THR:HG22	2:D:170:LEU:HG	1.89	0.54
1:E:240:VAL:HG13	1:E:276:ILE:HB	1.89	0.54
1:E:342:THR:O	1:E:345:ALA:N	2.40	0.54
1:G:7:ASN:HD21	1:G:18:GLU:HG3	1.71	0.54
2:H:220:TRP:HE1	2:H:224:LEU:HD21	1.72	0.54
2:H:341:LEU:HD23	2:H:344:ILE:HD12	1.88	0.54
2:D:125:ARG:HG3	2:D:126:CYS:N	2.21	0.54
1:E:106:TYR:HB2	1:E:111:GLN:HB2	1.88	0.54
2:F:281:ASP:HB2	2:F:283:TYR:CZ	2.41	0.54
1:G:329:LEU:HD12	1:G:363:GLU:HG2	1.89	0.54
2:B:362:GLN:HA	2:B:384:LEU:HD23	1.89	0.54
2:F:42:ILE:HG21	2:F:47:TYR:CD2	2.31	0.54
2:B:285:ARG:HB2	2:B:352:ASP:HB2	1.88	0.54
1:E:211:GLN:O	1:E:235:ALA:HB2	2.07	0.54
2:H:176:ARG:HD2	2:H:201:TYR:HE1	1.72	0.54
2:B:261:ALA:HB1	2:B:265:GLN:CB	2.37	0.54
1:C:496:LEU:HD12	1:C:499:GLU:HB3	1.89	0.54
2:B:261:ALA:HB1	2:B:265:GLN:HB3	1.88	0.54
2:D:232:MSE:O	2:D:235:ILE:HG22	2.07	0.54
1:E:58:LEU:H	1:E:58:LEU:HD12	1.73	0.54
1:E:280:GLU:HG3	1:E:283:LYS:HD3	1.90	0.54
1:A:349:LEU:HB3	1:A:352:LEU:HD23	1.88	0.54
1:A:392:ALA:HA	1:A:416:SER:HB3	1.89	0.54
1:E:60:GLU:HA	1:E:60:GLU:OE2	2.07	0.54

Continued on next page...

Continued from previous page...

Atom-1	Atom-2	Interatomic distance (Å)	Clash overlap (Å)
2:F:7:TYR:HA	2:F:32:GLU:HB2	1.88	0.54
1:E:226:GLN:HG3	2:H:69:PHE:HB3	1.90	0.54
1:A:58:LEU:HB2	1:A:61:GLU:HG3	1.90	0.53
2:D:121:ASN:OD1	2:D:124:GLY:N	2.40	0.53
1:E:104:TYR:O	1:E:112:PHE:HB2	2.08	0.53
1:G:355:ASP:N	1:G:355:ASP:OD1	2.41	0.53
1:A:79:VAL:HG21	1:A:142:PHE:HD2	1.73	0.53
2:D:280:ARG:HH12	2:D:349:LEU:C	2.11	0.53
1:E:241:VAL:HA	1:E:262:TYR:CE2	2.43	0.53
1:G:195:TYR:CE2	2:H:109:ASP:HA	2.43	0.53
1:A:7:ASN:HB2	1:A:21:GLN:NE2	2.23	0.53
1:A:330:ALA:HA	1:A:361:SER:HB2	1.90	0.53
1:A:417:GLY:O	1:A:474:SER:HA	2.07	0.53
1:C:399:THR:HG22	1:C:401:SER:H	1.73	0.53
2:H:4:LEU:HG	2:H:202:SER:HB3	1.91	0.53
2:B:6:ASP:HA	2:B:31:ILE:HB	1.90	0.53
1:E:35:ALA:HB3	1:E:61:GLU:OE2	2.08	0.53
2:H:94:ALA:HA	2:H:103:LYS:HB2	1.90	0.53
2:D:109:ASP:OD2	2:D:113:GLN:HB3	2.08	0.53
2:F:151:ARG:HD3	2:F:164:THR:O	2.09	0.53
1:G:359:LYS:HA	1:G:363:GLU:HG3	1.89	0.53
1:G:360:GLY:H	1:G:363:GLU:HB2	1.73	0.53
2:B:400:GLN:HB2	2:B:401:PRO:HD3	1.91	0.53
2:D:32:GLU:HG2	2:D:34:ASN:H	1.74	0.53
1:E:336:ASP:N	1:E:336:ASP:OD1	2.41	0.53
2:B:212:ARG:O	2:B:242:ARG:NH1	2.41	0.53
2:D:291:LEU:HG	2:D:354:TYR:HE2	1.74	0.53
2:F:9:ASN:OD1	2:F:12:THR:N	2.42	0.53
2:F:5:PHE:HE1	2:F:15:LEU:HD23	1.74	0.53
2:F:308:PRO:HA	2:F:332:ASN:OD1	2.09	0.53
2:H:78:VAL:HG12	2:H:79:ALA:H	1.74	0.53
1:C:163:GLN:OE1	2:D:140:ASN:ND2	2.25	0.52
1:C:469:ARG:HA	1:C:472:GLU:HB2	1.90	0.52
1:E:426:ARG:HD2	1:E:427:TYR:CE1	2.44	0.52
1:G:21:GLN:O	1:G:25:ALA:N	2.36	0.52
2:B:151:ARG:HD3	2:B:165:LEU:HD23	1.90	0.52
1:C:43:ILE:HD12	1:C:48:ILE:HD13	1.91	0.52
2:F:340:SER:HA	1:G:249:ASN:O	2.09	0.52
1:G:126:GLU:HB3	1:G:127:HIS:ND1	2.23	0.52
2:H:292:THR:OG1	2:H:358:ASN:OD1	2.15	0.52
2:H:6:ASP:OD2	2:H:200:ALA:HB3	2.09	0.52

Continued on next page...

Continued from previous page...

Atom-1	Atom-2	Interatomic distance (Å)	Clash overlap (Å)
1:E:338:LEU:HD22	1:E:398:LEU:HD13	1.91	0.52
1:G:101:ILE:HG23	1:G:114:THR:HG23	1.90	0.52
2:H:89:ALA:HB2	2:H:107:TRP:CE3	2.44	0.52
2:H:287:ASP:OD2	2:H:350:GLU:O	2.27	0.52
1:E:140:ASP:OD1	1:E:149:SER:OG	2.19	0.52
2:F:79:ALA:HB3	2:F:91:ILE:HB	1.92	0.52
1:A:356:ILE:HD12	1:A:381:LEU:HD11	1.91	0.52
1:C:352:LEU:HD12	1:C:352:LEU:O	2.10	0.52
1:E:150:GLU:OE2	1:E:164:ARG:NH2	2.37	0.52
2:H:109:ASP:HB3	2:H:115:ARG:HG3	1.92	0.52
1:A:440:TYR:HE2	1:A:464:LEU:HD21	1.75	0.52
1:E:138:ARG:NH1	2:F:162:ILE:HG21	2.25	0.52
1:E:444:VAL:HG22	1:E:445:SER:O	2.09	0.52
1:E:7:ASN:HB2	1:E:21:GLN:NE2	2.24	0.52
2:F:11:GLU:HB3	2:F:221:GLN:HE21	1.74	0.52
1:C:70:THR:HA	1:C:168:HIS:CE1	2.45	0.52
2:D:317:LEU:HA	2:D:338:ASN:H	1.75	0.52
2:F:229:PRO:HG2	2:F:232:MSE:HE3	1.91	0.52
1:G:1:SER:O	1:G:2:THR:OG1	2.26	0.52
2:H:151:ARG:NH2	2:H:166:ASP:HB2	2.25	0.52
2:B:88:ARG:NH2	2:B:110:LYS:HD2	2.25	0.52
1:C:94:ARG:HB2	1:C:105:PHE:HB2	1.92	0.52
1:E:18:GLU:N	1:E:18:GLU:OE1	2.37	0.52
1:G:256:ILE:HB	1:G:293:TYR:CD1	2.45	0.52
1:A:278:ALA:HB1	1:A:406:PHE:HD1	1.75	0.51
1:E:407:GLY:O	1:E:410:LEU:HG	2.09	0.51
1:E:137:ILE:HD12	2:F:162:ILE:HD11	1.92	0.51
1:A:241:VAL:HA	1:A:262:TYR:CZ	2.45	0.51
1:C:109:ASP:HB3	2:D:174:LYS:HZ1	1.75	0.51
2:F:386:ASP:HB3	2:F:388:HIS:CE1	2.45	0.51
1:G:397:TYR:HB3	1:G:420:LEU:HD22	1.91	0.51
2:H:407:ILE:HA	2:H:410:GLU:HB3	1.90	0.51
1:A:233:GLN:NE2	1:A:271:LYS:O	2.30	0.51
1:A:278:ALA:HA	1:A:303:ILE:O	2.10	0.51
1:A:437:LYS:HB3	1:A:476:HIS:CG	2.44	0.51
1:C:323:MSE:HE3	1:C:352:LEU:HD22	1.91	0.51
2:D:293:HIS:HB2	2:D:363:VAL:CG2	2.41	0.51
1:E:252:SER:O	1:E:293:TYR:OH	2.24	0.51
1:G:360:GLY:O	1:G:363:GLU:N	2.44	0.51
1:A:398:LEU:HD23	1:A:421:ILE:HB	1.91	0.51
2:D:180:ILE:HG21	2:D:205:VAL:HG21	1.93	0.51

Continued on next page...

Continued from previous page...

Atom-1	Atom-2	Interatomic distance (Å)	Clash overlap (Å)
2:D:196:PHE:CE2	2:D:218:LEU:HB2	2.46	0.51
1:E:5:ASN:ND2	1:E:24:ARG:HH21	2.08	0.51
1:E:426:ARG:HB3	1:E:427:TYR:CD1	2.46	0.51
2:F:171:ARG:NH1	2:F:182:PHE:CE1	2.78	0.51
1:A:7:ASN:O	1:A:39:PHE:HA	2.11	0.51
1:C:2:THR:HG22	1:C:3:VAL:H	1.75	0.51
2:F:118:GLU:OE2	2:F:129:LYS:HE2	2.11	0.51
2:F:397:ASP:HB2	2:F:401:PRO:HD3	1.91	0.51
2:H:236:LEU:HB3	2:H:265:GLN:HG2	1.93	0.51
1:A:47:ASN:OD1	1:A:48:ILE:N	2.44	0.51
2:D:391:ALA:HB3	2:D:394:HIS:CD2	2.46	0.51
2:F:320:MSE:HG3	2:F:337:GLN:HA	1.92	0.51
2:B:79:ALA:HB2	2:B:93:TYR:OH	2.10	0.51
1:C:27:ILE:O	1:C:31:ILE:HG12	2.11	0.51
1:E:323:MSE:HB2	1:E:354:LEU:HG	1.90	0.51
1:G:464:LEU:HD22	1:G:473:MSE:HE1	1.93	0.51
1:A:186:LEU:HA	1:A:194:PHE:O	2.11	0.51
2:B:14:ASP:HA	2:B:17:ASP:HB2	1.93	0.51
1:E:21:GLN:HE21	1:E:219:ASP:CG	2.15	0.51
1:E:280:GLU:O	1:E:284:ARG:N	2.42	0.51
2:F:24:TYR:HE2	2:F:441:LEU:HD12	1.76	0.51
2:F:362:GLN:CA	2:F:384:LEU:HD23	2.37	0.51
1:G:456:ALA:O	1:G:460:LYS:HG2	2.11	0.51
2:H:249:PRO:HB3	2:H:274:TYR:CE2	2.46	0.51
2:H:80:ARG:HD3	2:H:82:SER:OG	2.11	0.51
1:G:331:THR:O	1:G:334:HIS:CE1	2.64	0.51
1:C:295:ASP:OD1	1:C:297:GLN:NE2	2.44	0.50
1:C:278:ALA:HB1	1:C:406:PHE:HB2	1.93	0.50
1:C:87:GLN:O	2:D:170:LEU:N	2.36	0.50
2:D:165:LEU:HB2	2:D:168:GLU:HG2	1.92	0.50
1:E:228:VAL:O	1:E:232:SER:OG	2.15	0.50
2:H:201:TYR:O	2:H:205:VAL:HG23	2.11	0.50
2:D:209:LEU:CD2	2:D:242:ARG:HH11	2.24	0.50
2:F:100:ARG:HH22	1:G:257:LEU:CD2	2.23	0.50
1:G:30:ARG:HD2	1:G:490:GLU:OE2	2.11	0.50
1:G:442:LEU:HD21	1:G:460:LYS:HG3	1.93	0.50
2:H:81:VAL:HB	2:H:89:ALA:HB3	1.93	0.50
1:C:144:TYR:CD1	1:C:145:VAL:HG23	2.47	0.50
1:E:343:VAL:O	1:E:346:HIS:ND1	2.44	0.50
2:F:199:LEU:O	2:F:199:LEU:HD12	2.11	0.50
1:G:327:SER:O	1:G:358:GLY:HA3	2.12	0.50

Continued on next page...

Continued from previous page...

Atom-1	Atom-2	Interatomic distance (Å)	Clash overlap (Å)
2:H:317:LEU:HD23	2:H:344:ILE:HD11	1.92	0.50
1:A:270:ASP:OD1	1:A:296:LYS:HD3	2.11	0.50
2:B:154:GLU:OE2	2:B:176:ARG:NE	2.35	0.50
1:E:357:TYR:HE2	1:E:390:ILE:HG21	1.76	0.50
1:G:36:LYS:HB3	1:G:63:ILE:HD11	1.93	0.50
2:H:3:GLN:NE2	2:H:19:LEU:HD12	2.26	0.50
2:H:181:ARG:HH11	2:H:209:LEU:HD21	1.76	0.50
2:D:38:PRO:HG2	2:D:41:MSE:SE	2.61	0.50
1:G:185:LYS:HZ1	2:H:111:LYS:NZ	2.09	0.50
1:G:26:GLN:HG2	1:G:29:ARG:NH1	2.20	0.50
2:H:151:ARG:HD3	2:H:164:THR:O	2.12	0.50
2:H:2:ILE:HG12	2:H:194:ILE:HG12	1.93	0.50
1:E:396:LEU:HG	1:E:397:TYR:H	1.76	0.50
2:H:151:ARG:HA	2:H:164:THR:O	2.11	0.50
2:D:377:ILE:HG22	2:D:390:ILE:HD13	1.93	0.50
2:D:78:VAL:HG12	2:D:79:ALA:N	2.27	0.50
1:E:15:SER:OG	1:E:16:GLY:N	2.43	0.50
2:F:400:GLN:HB3	2:F:401:PRO:HD3	1.92	0.50
2:F:193:HIS:NE2	2:F:445:LEU:O	2.37	0.50
1:G:246:PHE:HE2	1:G:248:GLU:HB2	1.76	0.50
1:A:81:LEU:HG	1:A:123:ASP:O	2.12	0.50
1:E:165:ARG:NH1	2:F:142:THR:HG21	2.27	0.50
1:E:19:TYR:CE2	3:E:602:UDP:H1'	2.47	0.50
2:F:216:ASP:OD1	2:F:242:ARG:NE	2.39	0.50
2:F:69:PHE:CD2	1:G:230:GLU:HG2	2.47	0.50
1:A:358:GLY:N	1:A:383:GLY:O	2.45	0.49
2:F:154:GLU:OE2	2:F:176:ARG:HG3	2.12	0.49
2:F:388:HIS:HD1	2:F:389:TYR:HD1	1.60	0.49
2:F:94:ALA:HA	2:F:103:LYS:HB2	1.94	0.49
1:A:406:PHE:CD2	1:A:408:LEU:HD12	2.46	0.49
1:C:239:VAL:HG11	1:C:265:GLN:HG2	1.93	0.49
1:C:329:LEU:HD22	1:C:366:LEU:HD13	1.94	0.49
2:D:264:ASP:N	2:D:264:ASP:OD1	2.43	0.49
1:E:420:LEU:O	1:E:439:GLY:HA3	2.12	0.49
1:E:135:ARG:HG2	1:E:135:ARG:HH11	1.78	0.49
1:E:42:MSE:HE3	1:E:164:ARG:NH1	2.25	0.49
1:E:27:ILE:HG21	1:E:493:TRP:HD1	1.77	0.49
2:H:59:LEU:HD12	2:H:120:TYR:CE2	2.47	0.49
1:A:486:THR:OG1	1:A:490:GLU:OE2	2.31	0.49
2:D:142:THR:HG23	2:D:153:VAL:HG22	1.93	0.49
1:E:239:VAL:HB	1:E:275:PHE:CD1	2.48	0.49

Continued on next page...

Continued from previous page...

Atom-1	Atom-2	Interatomic distance (Å)	Clash overlap (Å)
1:E:290:PHE:HB3	1:E:296:LYS:O	2.13	0.49
1:E:310:GLN:NE2	1:E:311:LEU:O	2.45	0.49
1:E:333:LYS:HZ3	1:E:400:ALA:H	1.61	0.49
1:E:440:TYR:CD2	1:E:460:LYS:HB3	2.47	0.49
1:A:302:THR:C	1:A:303:ILE:HD12	2.33	0.49
2:B:29:ILE:HD13	2:B:42:ILE:HG13	1.93	0.49
2:D:294:SER:OG	2:D:360:GLY:HA3	2.13	0.49
1:A:104:TYR:O	1:A:112:PHE:HB2	2.12	0.49
2:B:9:ASN:HB2	2:B:12:THR:H	1.75	0.49
2:F:247:VAL:HG11	2:F:272:LEU:HD12	1.93	0.49
1:A:241:VAL:HG22	1:A:262:TYR:CD1	2.48	0.49
2:B:196:PHE:CE2	2:B:218:LEU:HD13	2.48	0.49
1:C:410:LEU:HA	1:C:413:ALA:HB3	1.93	0.49
1:E:237:LEU:O	1:E:273:ASP:HB3	2.13	0.49
1:C:165:ARG:HD2	2:D:150:GLU:OE2	2.13	0.49
2:B:273:GLY:H	2:B:432:VAL:HG21	1.78	0.49
1:E:36:LYS:HD2	1:E:63:ILE:HG13	1.94	0.49
2:F:139:PHE:CD2	2:F:140:ASN:HB3	2.48	0.49
2:H:125:ARG:NH1	2:H:145:SER:O	2.45	0.49
1:A:184:GLU:OE2	1:A:187:TYR:OH	2.26	0.49
2:B:99:GLY:O	2:B:100:ARG:HG2	2.13	0.49
1:C:137:ILE:HG13	1:C:138:ARG:N	2.27	0.49
1:C:320:PRO:HB2	1:C:321:TYR:HD2	1.78	0.49
2:F:78:VAL:HG22	2:F:79:ALA:N	2.28	0.49
2:H:154:GLU:OE2	2:H:176:ARG:NH2	2.43	0.49
1:C:302:THR:O	1:C:303:ILE:HG13	2.13	0.48
1:C:364:ASP:HA	1:C:367:ARG:HG2	1.94	0.48
1:C:453:ILE:HA	1:C:456:ALA:HB3	1.94	0.48
1:E:312:THR:O	1:E:416:SER:HA	2.13	0.48
2:H:140:ASN:HA	2:H:156:HIS:HD2	1.78	0.48
2:D:7:TYR:HD1	2:D:32:GLU:HB2	1.76	0.48
1:E:27:ILE:HG21	1:E:493:TRP:CD1	2.49	0.48
1:E:333:LYS:O	1:E:400:ALA:HB3	2.13	0.48
2:B:121:ASN:OD1	2:B:124:GLY:N	2.43	0.48
1:C:116:TYR:CD2	1:C:127:HIS:CE1	3.01	0.48
1:E:138:ARG:NH2	1:E:146:ARG:NH1	2.61	0.48
1:G:130:TYR:HB2	1:G:138:ARG:HB3	1.95	0.48
1:A:162:TYR:O	1:A:179:ILE:N	2.40	0.48
2:D:292:THR:O	2:D:316:ALA:HB2	2.13	0.48
1:A:42:MSE:HE2	1:A:164:ARG:HH11	1.79	0.48
1:C:33:GLN:HG2	1:C:497:LEU:HD21	1.95	0.48

Continued on next page...

Continued from previous page...

Atom-1	Atom-2	Interatomic distance (Å)	Clash overlap (Å)
2:H:233:GLN:HG2	2:H:236:LEU:HD12	1.95	0.48
2:H:325:LEU:HA	2:H:328:LEU:HD13	1.95	0.48
2:B:254:TYR:CE2	2:B:271:HIS:HB3	2.48	0.48
2:F:15:LEU:O	2:F:19:LEU:HD13	2.14	0.48
1:A:245:HIS:CG	1:A:286:LEU:HD12	2.49	0.48
2:B:376:LEU:HG	2:B:378:LEU:HD23	1.95	0.48
1:E:96:GLU:O	1:E:103:ARG:HG2	2.13	0.48
1:E:64:TRP:HB3	1:E:67:ASN:HB2	1.95	0.48
1:G:237:LEU:O	1:G:273:ASP:HB2	2.13	0.48
1:A:15:SER:OG	1:A:16:GLY:N	2.45	0.48
2:D:284:LEU:HD11	2:D:414:GLY:O	2.14	0.48
2:F:218:LEU:HD23	2:F:246:ILE:HG23	1.95	0.48
1:G:426:ARG:HA	1:G:427:TYR:HA	1.61	0.48
1:A:151:TYR:CE2	2:B:153:VAL:HG11	2.49	0.48
2:D:355:LEU:HA	2:D:378:LEU:O	2.14	0.48
1:E:398:LEU:HD23	1:E:421:ILE:HB	1.96	0.48
2:B:292:THR:HG22	2:B:358:ASN:HB3	1.94	0.48
2:B:7:TYR:HA	2:B:32:GLU:HB2	1.95	0.48
1:C:371:GLU:HA	1:C:376:GLN:HB2	1.96	0.48
2:D:216:ASP:OD1	2:D:242:ARG:NH2	2.47	0.48
2:D:165:LEU:HD12	2:D:168:GLU:HG2	1.96	0.47
2:F:417:GLN:O	2:F:420:SER:OG	2.31	0.47
1:C:354:LEU:N	1:C:379:ILE:HD12	2.27	0.47
1:E:323:MSE:CE	1:E:352:LEU:HD21	2.45	0.47
2:F:38:PRO:HD2	2:F:41:MSE:SE	2.64	0.47
1:G:133:ARG:NH2	2:H:160:ASP:OD1	2.46	0.47
1:E:396:LEU:HA	1:E:419:PRO:HG2	1.96	0.47
1:G:426:ARG:HB3	1:G:427:TYR:CD2	2.50	0.47
2:H:13:GLN:O	2:H:17:ASP:N	2.46	0.47
1:A:130:TYR:O	1:A:136:LEU:HD12	2.14	0.47
1:A:370:ILE:HG23	1:A:375:ALA:HB3	1.95	0.47
1:A:444:VAL:HG22	1:A:445:SER:O	2.14	0.47
2:B:296:GLN:HG2	2:B:297:ILE:H	1.80	0.47
1:C:395:GLU:O	1:C:419:PRO:HD2	2.14	0.47
1:C:466:SER:HA	1:C:467:GLN:HB2	1.96	0.47
2:D:94:ALA:N	2:D:101:LEU:O	2.41	0.47
1:E:393:GLY:C	1:E:394:TYR:HD1	2.17	0.47
1:E:426:ARG:HB3	1:E:427:TYR:CG	2.50	0.47
2:F:30:VAL:HG21	2:F:37:LEU:HD22	1.96	0.47
1:A:498:LYS:HA	1:A:501:ARG:HG3	1.97	0.47
2:B:216:ASP:OD2	2:B:242:ARG:HB3	2.15	0.47

Continued on next page...

Continued from previous page...

Atom-1	Atom-2	Interatomic distance (Å)	Clash overlap (Å)
2:B:196:PHE:CZ	2:B:218:LEU:HB2	2.48	0.47
1:C:404:GLU:HG2	1:C:406:PHE:O	2.14	0.47
1:E:116:TYR:O	1:E:125:VAL:HA	2.15	0.47
1:G:188:ARG:NH1	1:G:189:PHE:O	2.47	0.47
2:B:407:ILE:O	2:B:411:ALA:N	2.46	0.47
2:B:6:ASP:O	2:B:32:GLU:HB2	2.15	0.47
2:D:311:VAL:HG23	2:D:332:ASN:O	2.15	0.47
1:G:413:ALA:HB1	1:G:420:LEU:HD21	1.96	0.47
2:H:310:LEU:HD11	2:H:312:PHE:CZ	2.49	0.47
1:A:342:THR:HG21	1:A:354:LEU:HD13	1.96	0.47
1:A:421:ILE:HD13	1:A:461:ILE:HG12	1.97	0.47
1:C:252:SER:OG	1:C:253:ASP:N	2.47	0.47
2:D:292:THR:HA	2:D:358:ASN:ND2	2.29	0.47
1:G:23:TYR:OH	1:G:307:SER:HB3	2.15	0.47
2:B:6:ASP:OD2	2:B:200:ALA:HB3	2.15	0.47
2:F:35:GLY:O	2:F:122:LYS:HG2	2.14	0.47
2:H:120:TYR:CZ	2:H:126:CYS:HB2	2.49	0.47
2:B:195:LEU:HB3	2:B:219:PHE:HE1	1.78	0.47
1:G:140:ASP:OD1	1:G:146:ARG:HD2	2.15	0.47
2:H:280:ARG:HD3	2:H:281:ASP:O	2.15	0.47
2:B:117:SER:O	2:B:130:THR:N	2.47	0.47
2:B:412:LEU:HD13	2:B:418:MSE:SE	2.65	0.47
2:D:74:GLY:HA2	2:D:79:ALA:HA	1.97	0.47
1:E:38:ILE:HA	1:E:63:ILE:O	2.15	0.47
2:F:176:ARG:HD2	2:F:201:TYR:CE1	2.50	0.47
2:F:297:ILE:HG22	2:F:357:ILE:HG13	1.97	0.47
2:F:394:HIS:HE1	2:F:424:ALA:HB3	1.80	0.47
1:A:367:ARG:HG2	1:A:381:LEU:HD22	1.97	0.46
2:B:192:ASP:OD1	2:B:192:ASP:N	2.48	0.46
1:C:316:GLU:HB3	1:C:317:PRO:HD2	1.97	0.46
1:C:349:LEU:HD11	1:C:462:ILE:HG22	1.97	0.46
2:F:328:LEU:HD13	2:F:335:LEU:HG	1.96	0.46
2:F:343:GLN:O	2:F:347:LEU:HG	2.15	0.46
2:H:113:GLN:NE2	2:H:134:SER:O	2.42	0.46
1:A:245:HIS:CE1	1:A:246:PHE:CD2	3.02	0.46
2:B:6:ASP:O	2:B:32:GLU:N	2.48	0.46
2:B:94:ALA:HA	2:B:103:LYS:HB2	1.97	0.46
1:E:391:TYR:O	1:E:418:LEU:HD11	2.15	0.46
2:D:165:LEU:HB2	2:D:168:GLU:HB3	1.97	0.46
1:E:392:ALA:HA	1:E:416:SER:OG	2.14	0.46
1:G:425:VAL:O	1:G:430:GLN:HB2	2.16	0.46

Continued on next page...

Continued from previous page...

Atom-1	Atom-2	Interatomic distance (Å)	Clash overlap (Å)
1:A:370:ILE:HG22	1:A:375:ALA:O	2.16	0.46
2:D:444:LEU:HD22	2:D:444:LEU:N	2.30	0.46
2:F:412:LEU:HB3	2:F:418:MSE:HA	1.97	0.46
1:C:346:HIS:HB2	1:C:378:TYR:CZ	2.50	0.46
2:F:292:THR:HG22	2:F:358:ASN:ND2	2.23	0.46
2:H:320:MSE:HE3	2:H:335:LEU:HB3	1.97	0.46
1:A:163:GLN:HE22	1:A:165:ARG:NH2	2.14	0.46
1:A:346:HIS:ND1	1:A:346:HIS:O	2.40	0.46
2:D:93:TYR:CE1	2:D:100:ARG:HA	2.50	0.46
2:D:94:ALA:HA	2:D:103:LYS:HB3	1.97	0.46
1:G:321:TYR:HE2	1:G:349:LEU:HD11	1.81	0.46
1:A:44:LEU:HD13	1:A:141:TYR:CZ	2.51	0.46
1:C:179:ILE:HA	1:C:183:GLN:O	2.16	0.46
2:B:84:MSE:H	1:C:226:GLN:CD	2.18	0.46
1:E:210:LEU:HD11	1:E:216:VAL:HG21	1.97	0.46
2:F:236:LEU:HD13	2:F:265:GLN:HB3	1.98	0.46
1:G:323:MSE:HE2	1:G:352:LEU:HD11	1.96	0.46
2:H:165:LEU:HB2	2:H:168:GLU:HB2	1.98	0.46
1:A:49:GLN:NE2	1:A:53:GLU:OE1	2.39	0.46
2:B:280:ARG:HD2	2:B:281:ASP:O	2.15	0.46
1:E:324:ILE:HB	1:E:394:TYR:CD2	2.48	0.46
2:F:321:SER:O	2:F:325:LEU:HB2	2.15	0.46
1:E:335:ILE:HG21	1:E:366:LEU:HD13	1.98	0.46
1:G:131:VAL:HG22	1:G:136:LEU:HA	1.96	0.46
1:G:466:SER:HA	1:G:467:GLN:HG3	1.97	0.46
2:H:297:ILE:CG2	2:H:300:LEU:HB2	2.46	0.46
1:A:440:TYR:CE2	1:A:464:LEU:HD21	2.50	0.46
1:A:111:GLN:OE1	2:B:172:ILE:HB	2.16	0.46
2:B:163:LEU:HD22	2:B:179:PHE:HE1	1.81	0.46
2:D:332:ASN:OD1	2:D:333:VAL:HG23	2.16	0.46
2:D:94:ALA:HA	2:D:103:LYS:HD2	1.96	0.46
1:E:337:TRP:O	1:E:341:ALA:N	2.47	0.46
2:F:381:GLU:HG3	2:F:382:GLN:H	1.81	0.46
1:A:226:GLN:OE1	2:D:84:MSE:N	2.49	0.45
1:E:50:HIS:HE1	1:E:77:THR:H	1.65	0.45
1:G:401:SER:HB2	1:G:429:ASN:HD21	1.80	0.45
1:A:426:ARG:HA	1:A:427:TYR:HA	1.78	0.45
1:A:440:TYR:CD1	1:A:460:LYS:HD3	2.52	0.45
1:C:464:LEU:CD2	1:C:473:MSE:HE1	2.43	0.45
2:D:295:ASP:HA	2:D:296:GLN:HA	1.77	0.45
2:D:298:GLU:O	2:D:357:ILE:HG21	2.16	0.45

Continued on next page...

Continued from previous page...

Atom-1	Atom-2	Interatomic distance (Å)	Clash overlap (Å)
2:D:304:VAL:HA	2:D:312:PHE:CE2	2.52	0.45
1:E:144:TYR:HE2	1:E:169:GLU:HG2	1.81	0.45
1:E:396:LEU:HD22	1:E:465:PHE:CZ	2.51	0.45
2:F:2:ILE:HG22	2:F:27:PRO:CG	2.46	0.45
2:F:10:GLN:OE1	2:F:368:ARG:NH1	2.50	0.45
1:G:395:GLU:O	1:G:419:PRO:HD2	2.16	0.45
1:A:323:MSE:HE2	1:A:396:LEU:HD21	1.98	0.45
1:A:63:ILE:HG23	1:A:68:TYR:HB2	1.98	0.45
1:A:173:VAL:HG21	2:B:144:TYR:CE1	2.49	0.45
1:C:108:GLN:HG3	1:C:109:ASP:H	1.81	0.45
1:C:151:TYR:CE1	2:D:153:VAL:HG11	2.51	0.45
2:H:195:LEU:HD22	2:H:219:PHE:CE1	2.51	0.45
1:A:416:SER:HB2	1:A:418:LEU:HG	1.98	0.45
2:B:264:ASP:N	2:B:264:ASP:OD1	2.49	0.45
1:C:473:MSE:HB2	1:C:473:MSE:HE3	1.71	0.45
1:E:64:TRP:HB3	1:E:67:ASN:CB	2.46	0.45
2:F:304:VAL:HG13	2:F:332:ASN:HB2	1.98	0.45
1:A:458:VAL:HG12	1:A:461:ILE:HD12	1.97	0.45
1:C:10:ILE:HB	1:C:39:PHE:CE2	2.52	0.45
1:E:195:TYR:CE1	2:F:109:ASP:HA	2.52	0.45
1:E:5:ASN:ND2	1:E:24:ARG:HD2	2.30	0.45
1:E:30:ARG:HD3	1:E:30:ARG:HA	1.74	0.45
1:E:354:LEU:HD23	1:E:355:ASP:N	2.31	0.45
1:E:406:PHE:CD2	1:E:407:GLY:N	2.84	0.45
1:G:323:MSE:O	1:G:354:LEU:HA	2.16	0.45
1:G:3:VAL:O	1:G:36:LYS:N	2.50	0.45
1:G:395:GLU:OE2	1:G:470:GLN:HG2	2.17	0.45
1:G:308:LEU:O	1:G:485:LEU:HD12	2.17	0.45
1:A:49:GLN:NE2	1:A:53:GLU:HB2	2.32	0.45
2:B:273:GLY:HA3	2:B:430:ASN:O	2.16	0.45
2:D:368:ARG:NH1	2:D:389:TYR:OH	2.49	0.45
2:H:339:ALA:HB1	2:H:343:GLN:HG2	1.99	0.45
1:A:17:VAL:HG13	1:A:242:HIS:ND1	2.30	0.45
1:A:342:THR:HB	1:A:378:TYR:HE2	1.81	0.45
2:B:115:ARG:HD3	2:B:115:ARG:HA	1.76	0.45
2:B:295:ASP:HB2	2:B:296:GLN:HB2	1.99	0.45
2:B:250:ASP:OD1	2:B:430:ASN:ND2	2.49	0.45
2:D:341:LEU:HA	2:D:344:ILE:HD12	1.99	0.45
1:E:341:ALA:O	1:E:458:VAL:HG12	2.17	0.45
2:F:45:TYR:OH	2:F:176:ARG:NE	2.49	0.45
2:F:252:ALA:O	2:F:255:GLU:HB2	2.16	0.45

Continued on next page...

Continued from previous page...

Atom-1	Atom-2	Interatomic distance (Å)	Clash overlap (Å)
2:F:281:ASP:HB2	2:F:283:TYR:CE1	2.51	0.45
2:H:181:ARG:NH1	2:H:209:LEU:HD21	2.32	0.45
2:H:436:LEU:HA	2:H:439:GLU:HB2	1.97	0.45
1:G:116:TYR:HB2	1:G:127:HIS:HB2	1.99	0.45
2:H:127:PHE:O	2:H:144:TYR:N	2.46	0.45
2:H:341:LEU:HA	2:H:344:ILE:HD12	1.99	0.45
2:H:34:ASN:OD1	2:H:36:PHE:N	2.49	0.45
1:A:24:ARG:HH22	1:A:217:ILE:HG21	1.82	0.45
1:C:246:PHE:HB2	1:C:257:LEU:O	2.17	0.45
2:F:404:LEU:HA	2:F:407:ILE:HG12	1.99	0.45
1:G:15:SER:N	1:G:18:GLU:OE1	2.50	0.45
1:C:438:ASN:HA	1:C:473:MSE:HB3	1.99	0.45
1:E:24:ARG:O	1:E:28:LEU:HG	2.16	0.45
1:G:286:LEU:HD12	1:G:287:GLU:N	2.32	0.45
2:H:314:ILE:O	2:H:335:LEU:HD22	2.17	0.45
1:A:375:ALA:CB	1:A:378:TYR:HB3	2.44	0.44
1:C:303:ILE:HA	1:C:304:PRO:HD3	1.83	0.44
1:C:109:ASP:HB3	2:D:174:LYS:NZ	2.32	0.44
2:D:298:GLU:HB2	2:D:359:HIS:NE2	2.30	0.44
2:D:14:ASP:CG	2:D:368:ARG:HH22	2.21	0.44
2:D:383:THR:OG1	2:D:384:LEU:N	2.50	0.44
1:G:440:TYR:CD2	1:G:460:LYS:HB3	2.48	0.44
1:A:136:LEU:O	1:A:152:PHE:HB2	2.16	0.44
1:A:249:ASN:O	2:D:340:SER:HB2	2.18	0.44
1:C:179:ILE:HD13	1:C:184:GLU:HA	1.97	0.44
2:D:289:LEU:HA	2:D:313:ARG:O	2.18	0.44
2:B:272:LEU:HD12	2:B:437:TYR:HD1	1.81	0.44
2:D:412:LEU:HD23	2:D:418:MSE:SE	2.67	0.44
1:E:135:ARG:HG2	1:E:135:ARG:NH1	2.32	0.44
2:B:292:THR:HG22	2:B:358:ASN:CB	2.48	0.44
1:C:18:GLU:N	1:C:18:GLU:OE1	2.50	0.44
1:C:47:ASN:OD1	1:C:48:ILE:N	2.51	0.44
1:C:64:TRP:HB3	1:C:67:ASN:HB3	1.99	0.44
1:E:486:THR:O	1:E:490:GLU:HG3	2.18	0.44
2:F:49:LEU:HD22	2:F:144:TYR:O	2.17	0.44
1:A:486:THR:HA	1:A:489:VAL:HB	1.99	0.44
2:D:204:LEU:HD12	2:D:207:HIS:HB3	1.99	0.44
2:D:9:ASN:OD1	2:D:9:ASN:N	2.49	0.44
1:G:44:LEU:HD13	1:G:141:TYR:CZ	2.52	0.44
2:H:382:GLN:OE1	2:H:382:GLN:N	2.50	0.44
1:A:329:LEU:HD21	1:A:363:GLU:HB3	2.00	0.44

Continued on next page...

Continued from previous page...

Atom-1	Atom-2	Interatomic distance (Å)	Clash overlap (Å)
2:B:270:LEU:HD22	2:B:440:THR:HG23	1.99	0.44
2:B:299:GLY:O	2:B:303:LEU:HG	2.18	0.44
1:C:161:LEU:C	1:C:162:TYR:HD2	2.21	0.44
1:C:7:ASN:OD1	1:C:220:ARG:HD2	2.18	0.44
1:G:165:ARG:HA	1:G:176:ASP:HA	2.00	0.44
1:G:318:ARG:O	1:G:320:PRO:HD3	2.18	0.44
2:H:313:ARG:HD3	2:H:347:LEU:HD22	2.00	0.44
1:A:50:HIS:O	1:A:54:ASN:HB2	2.17	0.44
2:B:181:ARG:HA	2:B:184:LEU:HD12	1.99	0.44
1:C:427:TYR:O	1:C:430:GLN:N	2.46	0.44
2:D:209:LEU:HG	2:D:212:ARG:HB3	1.99	0.44
2:D:391:ALA:O	2:D:395:ILE:HG13	2.18	0.44
1:G:12:TRP:CE3	1:G:12:TRP:HA	2.53	0.44
1:G:329:LEU:HD22	1:G:335:ILE:HD11	1.99	0.44
2:H:397:ASP:HB3	2:H:400:GLN:CB	2.44	0.44
1:A:313:TYR:HA	1:A:314:PRO:HD3	1.89	0.44
1:A:42:MSE:HG2	1:A:164:ARG:NH1	2.32	0.44
1:C:66:TYR:O	1:C:175:TYR:OH	2.35	0.44
1:E:117:LEU:HA	1:E:124:PHE:O	2.18	0.44
2:F:6:ASP:OD2	2:F:200:ALA:CB	2.62	0.44
2:H:120:TYR:CE1	2:H:126:CYS:HB2	2.53	0.44
2:D:5:PHE:HE1	2:D:15:LEU:HD23	1.82	0.44
2:F:220:TRP:CZ2	2:F:222:GLU:HB2	2.53	0.44
2:F:301:ASP:O	2:F:305:GLN:HG2	2.18	0.44
2:F:320:MSE:HE3	2:F:337:GLN:N	2.29	0.44
1:G:391:TYR:O	1:G:418:LEU:HD21	2.18	0.44
2:H:203:PHE:CE2	2:H:231:ASN:HB3	2.53	0.44
2:H:70:TRP:CD2	2:H:83:ASP:HB2	2.53	0.44
1:A:165:ARG:HA	1:A:176:ASP:HA	2.00	0.43
1:C:135:ARG:HD3	1:C:154:PRO:HG3	1.99	0.43
1:E:236:LYS:HD3	1:E:273:ASP:CG	2.38	0.43
1:E:496:LEU:O	1:E:500:VAL:HG23	2.18	0.43
1:A:38:ILE:HA	1:A:63:ILE:O	2.18	0.43
1:G:185:LYS:NZ	2:H:111:LYS:HZ1	2.14	0.43
1:G:191:ASP:OD1	1:G:191:ASP:N	2.37	0.43
1:A:241:VAL:HA	1:A:262:TYR:CE1	2.54	0.43
1:A:426:ARG:HG3	1:A:426:ARG:H	1.43	0.43
1:C:14:SER:HB3	1:C:19:TYR:HE1	1.82	0.43
1:C:2:THR:N	1:C:214:ASP:OD1	2.52	0.43
1:C:444:VAL:HG22	1:C:445:SER:O	2.18	0.43
1:E:96:GLU:HB2	1:E:103:ARG:HG3	2.00	0.43

Continued on next page...

Continued from previous page...

Atom-1	Atom-2	Interatomic distance (Å)	Clash overlap (Å)
1:E:109:ASP:N	1:E:109:ASP:OD1	2.50	0.43
1:E:40:MSE:SE	1:E:65:LEU:HD22	2.68	0.43
1:G:228:VAL:O	1:G:232:SER:OG	2.30	0.43
2:H:45:TYR:HB3	2:H:143:TYR:CD2	2.53	0.43
2:H:235:ILE:HD11	2:H:243:THR:O	2.19	0.43
1:A:100:LYS:HE2	1:A:117:LEU:O	2.17	0.43
1:A:343:VAL:O	1:A:346:HIS:HB3	2.18	0.43
1:C:232:SER:HB2	1:C:237:LEU:HD22	2.00	0.43
1:C:327:SER:OG	1:C:328:ARG:N	2.51	0.43
1:E:365:LYS:O	1:E:369:ARG:HG3	2.19	0.43
1:G:307:SER:HB2	1:G:486:THR:CB	2.48	0.43
1:A:188:ARG:HD2	1:A:188:ARG:HA	1.82	0.43
1:A:402:THR:O	1:A:425:VAL:HG21	2.19	0.43
2:B:390:ILE:HD12	2:B:391:ALA:H	1.83	0.43
1:C:260:ASN:OD1	1:C:260:ASN:N	2.51	0.43
2:D:314:ILE:HG13	2:D:335:LEU:CD2	2.49	0.43
2:F:397:ASP:HB2	2:F:401:PRO:CD	2.48	0.43
2:H:315:ALA:HA	2:H:336:TYR:O	2.18	0.43
2:B:1:MSE:HE2	2:B:195:LEU:HD11	2.01	0.43
2:B:381:GLU:OE2	2:B:387:ARG:NH1	2.51	0.43
1:C:137:ILE:HG13	1:C:138:ARG:H	1.84	0.43
1:C:245:HIS:HB2	1:C:266:PHE:HE2	1.84	0.43
2:D:279:LYS:HE2	2:D:372:GLU:OE1	2.18	0.43
1:E:197:LYS:O	1:E:201:VAL:HG23	2.19	0.43
1:G:28:LEU:HD21	1:G:497:LEU:HD11	2.00	0.43
2:H:226:ASP:HB2	2:H:227:GLU:OE2	2.19	0.43
2:B:358:ASN:OD1	2:B:358:ASN:N	2.52	0.43
1:C:143:SER:OG	1:C:144:TYR:N	2.50	0.43
1:C:177:MSE:HA	1:C:186:LEU:O	2.19	0.43
2:D:1:MSE:HG3	2:D:26:CYS:HB3	2.01	0.43
2:D:390:ILE:O	2:D:428:HIS:CE1	2.72	0.43
1:E:396:LEU:HD22	1:E:465:PHE:HZ	1.82	0.43
2:F:216:ASP:CG	2:F:242:ARG:HE	2.21	0.43
1:G:106:TYR:O	1:G:109:ASP:O	2.36	0.43
1:G:26:GLN:HA	1:G:29:ARG:NH1	2.33	0.43
1:A:44:LEU:HA	1:A:44:LEU:HD23	1.62	0.43
1:A:482:GLU:HA	1:A:485:LEU:HD11	2.00	0.43
2:B:195:LEU:HD22	2:B:219:PHE:HZ	1.84	0.43
1:C:33:GLN:NE2	1:C:497:LEU:HD21	2.33	0.43
2:F:226:ASP:O	2:F:260:LEU:HD13	2.18	0.43
2:H:376:LEU:HD11	2:H:394:HIS:NE2	2.34	0.43

Continued on next page...

Continued from previous page...

Atom-1	Atom-2	Interatomic distance (Å)	Clash overlap (Å)
1:E:329:LEU:O	1:E:329:LEU:HD23	2.18	0.43
1:E:476:HIS:O	1:E:480:VAL:HG23	2.19	0.43
1:E:31:ILE:HD11	1:E:490:GLU:HB3	2.01	0.43
2:F:385:HIS:HB3	2:F:386:ASP:CA	2.47	0.43
2:F:38:PRO:HB2	2:F:40:ASP:H	1.83	0.43
2:B:110:LYS:HG2	2:B:110:LYS:H	1.64	0.43
2:B:300:LEU:HD23	2:B:327:MSE:HE3	2.00	0.43
2:B:60:PHE:HE1	2:B:100:ARG:HE	1.65	0.43
1:C:324:ILE:O	1:C:397:TYR:HA	2.19	0.43
1:C:42:MSE:HE3	1:C:164:ARG:HD2	2.01	0.43
2:D:286:LYS:HD2	2:D:310:LEU:HD11	2.00	0.43
2:D:280:ARG:NH1	2:D:349:LEU:O	2.51	0.43
1:E:117:LEU:HD23	1:E:124:PHE:O	2.19	0.43
2:F:1:MSE:HA	2:F:193:HIS:O	2.19	0.43
2:F:200:ALA:H	2:F:203:PHE:HB3	1.82	0.43
1:C:21:GLN:HG3	1:C:24:ARG:NH1	2.34	0.42
1:C:360:GLY:O	1:C:363:GLU:HB2	2.19	0.42
2:D:430:ASN:O	2:D:432:VAL:HG13	2.19	0.42
1:E:308:LEU:HG	1:E:411:MSE:HE2	2.01	0.42
2:H:361:GLY:O	2:H:384:LEU:HD22	2.19	0.42
1:A:52:THR:OG1	1:A:53:GLU:N	2.53	0.42
1:A:188:ARG:NE	2:B:118:GLU:OE2	2.49	0.42
2:B:212:ARG:C	2:B:242:ARG:NH1	2.72	0.42
1:C:153:ALA:HB2	2:D:139:PHE:HE1	1.83	0.42
2:D:165:LEU:HB2	2:D:168:GLU:CB	2.49	0.42
2:D:354:TYR:HE1	2:D:356:ASP:OD1	2.02	0.42
1:E:36:LYS:HD2	1:E:63:ILE:CG1	2.50	0.42
1:E:453:ILE:HA	1:E:456:ALA:HB3	2.01	0.42
1:E:55:ILE:HD12	1:E:55:ILE:HA	1.79	0.42
2:F:184:LEU:HD22	2:F:191:LEU:HD21	1.99	0.42
1:G:48:ILE:O	1:G:52:THR:HG23	2.19	0.42
2:H:297:ILE:HG22	2:H:300:LEU:HB2	2.01	0.42
1:A:240:VAL:HG22	1:A:242:HIS:CD2	2.55	0.42
1:C:323:MSE:HE2	1:C:461:ILE:HG21	2.02	0.42
2:D:117:SER:HB2	2:D:130:THR:HB	2.01	0.42
1:E:67:ASN:O	1:E:70:THR:OG1	2.31	0.42
2:F:367:VAL:HG13	2:F:377:ILE:HD13	2.00	0.42
2:F:78:VAL:HG22	2:F:79:ALA:H	1.84	0.42
1:G:256:ILE:HB	1:G:293:TYR:CG	2.54	0.42
1:G:396:LEU:HD12	1:G:419:PRO:HG2	2.00	0.42
2:H:427:ARG:C	2:H:430:ASN:H	2.22	0.42

Continued on next page...

Continued from previous page...

Atom-1	Atom-2	Interatomic distance (Å)	Clash overlap (Å)
1:A:162:TYR:HB2	2:B:139:PHE:CZ	2.54	0.42
2:B:187:LEU:HB3	2:B:189:LEU:HD21	2.02	0.42
1:E:176:ASP:OD1	1:E:176:ASP:N	2.48	0.42
2:F:391:ALA:HA	2:F:428:HIS:ND1	2.35	0.42
2:H:390:ILE:HD13	2:H:390:ILE:HA	1.83	0.42
1:A:93:GLU:HG2	1:A:94:ARG:N	2.34	0.42
1:C:345:ALA:HB2	1:C:458:VAL:HG13	2.00	0.42
1:C:41:ASP:O	1:C:43:ILE:HG13	2.19	0.42
2:D:337:GLN:HG2	2:D:338:ASN:OD1	2.20	0.42
2:D:297:ILE:CG2	2:D:357:ILE:HB	2.49	0.42
1:E:187:TYR:CE2	1:E:200:LEU:HD22	2.54	0.42
2:F:389:TYR:O	2:F:425:GLN:NE2	2.50	0.42
2:F:432:VAL:HG21	2:F:436:LEU:HD23	2.02	0.42
1:G:327:SER:OG	1:G:328:ARG:N	2.52	0.42
2:H:132:TYR:CD2	2:H:138:ALA:HA	2.55	0.42
2:H:44:PRO:HB2	2:H:179:PHE:HE2	1.85	0.42
1:A:321:TYR:H	1:A:395:GLU:HG3	1.84	0.42
2:B:303:LEU:CD2	2:B:402:ALA:HB1	2.49	0.42
1:E:338:LEU:O	1:E:342:THR:HG23	2.20	0.42
2:F:235:ILE:HG23	2:F:243:THR:O	2.20	0.42
1:G:349:LEU:HD12	1:G:349:LEU:HA	1.75	0.42
1:G:44:LEU:HD23	1:G:44:LEU:HA	1.72	0.42
2:H:107:TRP:HB2	2:H:116:LEU:HB2	2.01	0.42
2:H:59:LEU:HG	2:H:124:GLY:O	2.20	0.42
1:A:94:ARG:HH21	1:A:107:PRO:HG2	1.85	0.42
1:A:116:TYR:CD1	1:A:127:HIS:HB2	2.55	0.42
1:C:246:PHE:CZ	1:C:248:GLU:HB2	2.55	0.42
2:D:391:ALA:HB3	2:D:394:HIS:HD2	1.83	0.42
2:D:75:ASP:OD2	2:D:77:GLN:N	2.42	0.42
1:E:437:LYS:HD2	1:E:437:LYS:N	2.35	0.42
2:H:117:SER:OG	2:H:132:TYR:HE1	2.02	0.42
1:E:198:ALA:HB1	2:H:84:MSE:HE3	2.02	0.42
1:A:303:ILE:HG21	1:A:493:TRP:CE2	2.54	0.42
2:B:299:GLY:O	2:B:302:THR:HG22	2.20	0.42
2:B:282:ASN:OD1	2:B:418:MSE:HG2	2.20	0.42
2:D:272:LEU:HD23	2:D:437:TYR:CE1	2.55	0.42
1:E:137:ILE:HG21	2:F:160:ASP:OD2	2.20	0.42
1:G:250:ALA:HB3	1:G:257:LEU:CD2	2.50	0.42
1:A:366:LEU:O	1:A:370:ILE:HD12	2.19	0.42
1:A:391:TYR:O	1:A:418:LEU:HD11	2.20	0.42
1:A:396:LEU:HD23	1:A:465:PHE:CZ	2.55	0.42

Continued on next page...

Continued from previous page...

Atom-1	Atom-2	Interatomic distance (Å)	Clash overlap (Å)
2:D:323:LYS:O	2:D:326:SER:OG	2.36	0.42
1:E:200:LEU:HD12	1:E:200:LEU:HA	1.80	0.42
2:F:248:ILE:HB	2:F:254:TYR:HD1	1.84	0.42
2:H:36:PHE:HE2	2:H:103:LYS:HA	1.85	0.42
1:A:94:ARG:HB3	1:A:94:ARG:HE	1.52	0.42
1:C:3:VAL:HG22	1:C:215:VAL:HB	2.02	0.42
2:D:61:PHE:CE1	2:D:100:ARG:HD3	2.55	0.42
1:E:406:PHE:HD2	1:E:407:GLY:N	2.17	0.42
2:H:93:TYR:CZ	2:H:100:ARG:HG2	2.55	0.42
2:D:285:ARG:HB2	2:D:352:ASP:OD2	2.20	0.41
1:E:126:GLU:HB3	1:E:127:HIS:CE1	2.55	0.41
1:G:236:LYS:HA	1:G:273:ASP:OD2	2.20	0.41
1:G:341:ALA:O	1:G:345:ALA:HB2	2.19	0.41
2:H:32:GLU:HG2	2:H:34:ASN:H	1.84	0.41
2:H:78:VAL:HG12	2:H:79:ALA:N	2.35	0.41
1:A:48:ILE:O	1:A:52:THR:HG23	2.19	0.41
2:D:216:ASP:OD2	2:D:242:ARG:HB3	2.19	0.41
2:D:298:GLU:OE2	2:D:399:SER:HB2	2.20	0.41
2:F:236:LEU:HD22	2:F:265:GLN:HB3	2.01	0.41
1:G:143:SER:OG	1:G:144:TYR:N	2.52	0.41
1:C:100:LYS:HA	1:C:117:LEU:HB2	2.01	0.41
1:E:262:TYR:HA	1:E:265:GLN:NE2	2.35	0.41
1:E:467:GLN:CD	1:E:468:GLY:H	2.24	0.41
1:E:96:GLU:HB2	1:E:103:ARG:CG	2.50	0.41
2:F:296:GLN:HG3	2:F:297:ILE:N	2.35	0.41
2:F:53:GLU:HG2	2:F:53:GLU:H	1.68	0.41
2:H:222:GLU:HB3	2:H:223:PRO:HD2	2.02	0.41
2:B:210:THR:HG22	2:B:241:LEU:HA	2.03	0.41
2:D:93:TYR:CD1	2:D:100:ARG:HA	2.55	0.41
2:D:30:VAL:O	2:D:44:PRO:HD2	2.20	0.41
2:D:89:ALA:HB2	2:D:107:TRP:CE3	2.55	0.41
1:E:150:GLU:HG2	1:E:164:ARG:HE	1.85	0.41
1:E:303:ILE:HG22	1:E:304:PRO:O	2.20	0.41
1:E:373:ALA:C	1:E:375:ALA:H	2.24	0.41
1:G:3:VAL:HG22	1:G:215:VAL:HB	2.01	0.41
2:H:292:THR:HG21	2:H:297:ILE:HD11	2.02	0.41
2:B:196:PHE:HB2	2:B:202:SER:HB3	2.03	0.41
2:B:285:ARG:HG3	2:B:352:ASP:OD2	2.20	0.41
2:D:377:ILE:O	2:D:378:LEU:HD23	2.20	0.41
1:G:265:GLN:N	1:G:265:GLN:OE1	2.38	0.41
1:G:28:LEU:HA	1:G:31:ILE:HG12	2.02	0.41

Continued on next page...

Continued from previous page...

Atom-1	Atom-2	Interatomic distance (Å)	Clash overlap (Å)
1:A:44:LEU:HD22	1:A:141:TYR:CD2	2.55	0.41
2:B:94:ALA:N	2:B:101:LEU:O	2.52	0.41
1:E:44:LEU:HD13	1:E:141:TYR:CZ	2.55	0.41
2:F:192:ASP:OD1	2:F:193:HIS:N	2.54	0.41
2:F:295:ASP:HA	2:F:296:GLN:HA	1.77	0.41
2:H:355:LEU:HA	2:H:378:LEU:O	2.20	0.41
1:A:208:LEU:HA	1:A:208:LEU:HD23	1.90	0.41
2:B:295:ASP:HA	2:B:296:GLN:HA	1.84	0.41
1:C:10:ILE:HB	1:C:39:PHE:HE2	1.84	0.41
1:C:325:THR:HA	1:C:397:TYR:CE2	2.56	0.41
1:C:498:LYS:O	1:C:502:ASP:HB2	2.20	0.41
1:C:52:THR:O	1:C:57:PHE:N	2.50	0.41
2:D:309:GLN:H	2:D:309:GLN:HG3	1.47	0.41
1:E:337:TRP:HZ2	1:E:448:HIS:CD2	2.38	0.41
1:A:268:ASN:O	1:A:271:LYS:HG2	2.21	0.41
2:B:49:LEU:HD22	2:B:144:TYR:O	2.21	0.41
1:C:28:LEU:HA	1:C:31:ILE:HG12	2.02	0.41
1:A:226:GLN:CD	2:D:84:MSE:H	2.23	0.41
1:E:163:GLN:OE1	2:F:140:ASN:ND2	2.52	0.41
1:E:210:LEU:HA	1:E:210:LEU:HD23	1.85	0.41
2:F:152:ILE:HG12	2:F:163:LEU:HD13	2.03	0.41
1:G:237:LEU:HD23	1:G:272:VAL:HA	2.03	0.41
1:G:334:HIS:CD2	1:G:402:THR:HG21	2.56	0.41
2:H:176:ARG:NH1	2:H:201:TYR:CE1	2.89	0.41
1:A:458:VAL:HA	1:A:461:ILE:HB	2.03	0.41
2:B:60:PHE:CE1	2:B:100:ARG:HG3	2.55	0.41
2:B:297:ILE:HG23	2:B:357:ILE:HB	2.03	0.41
2:F:226:ASP:OD1	2:F:226:ASP:N	2.53	0.41
2:F:290:ILE:HG22	2:F:292:THR:HG22	2.01	0.41
2:F:351:SER:HB2	2:F:375:LEU:HD21	2.03	0.41
1:A:221:GLU:HG2	1:A:225:GLY:HA3	2.02	0.41
1:A:303:ILE:HG21	1:A:493:TRP:CZ2	2.56	0.41
1:A:25:ALA:HB2	1:A:57:PHE:HE1	1.86	0.41
1:C:221:GLU:HG2	1:C:225:GLY:HA3	2.03	0.41
1:C:244:GLU:OE2	1:C:244:GLU:HA	2.21	0.41
1:E:165:ARG:HD2	2:F:150:GLU:OE2	2.21	0.41
2:F:11:GLU:HB3	2:F:221:GLN:NE2	2.36	0.41
1:G:167:TYR:HE2	2:H:150:GLU:HG3	1.86	0.41
1:A:408:LEU:HA	1:A:411:MSE:HB3	2.03	0.41
2:B:84:MSE:HE3	1:C:202:ARG:HH12	1.86	0.41
1:C:100:LYS:HG2	1:C:120:GLU:HG3	2.03	0.41

Continued on next page...

Continued from previous page...

Atom-1	Atom-2	Interatomic distance (Å)	Clash overlap (Å)
1:C:323:MSE:HB2	1:C:354:LEU:CB	2.51	0.41
2:D:272:LEU:HB3	2:D:273:GLY:H	1.79	0.41
2:F:295:ASP:HB2	2:F:296:GLN:HB2	2.02	0.41
2:F:394:HIS:NE2	2:F:421:ALA:HB1	2.36	0.41
1:G:270:ASP:N	1:G:270:ASP:OD1	2.53	0.41
1:G:8:LEU:HD23	1:G:9:GLY:N	2.36	0.41
2:H:201:TYR:CD2	2:H:201:TYR:N	2.89	0.41
2:H:232:MSE:O	2:H:235:ILE:HG22	2.21	0.41
1:A:191:ASP:C	1:A:192:ARG:HG2	2.41	0.40
2:B:166:ASP:O	2:B:168:GLU:HG3	2.21	0.40
2:D:89:ALA:HB2	2:D:107:TRP:CZ3	2.56	0.40
1:E:44:LEU:HD23	1:E:44:LEU:HA	1.70	0.40
1:E:321:TYR:HA	1:E:465:PHE:CE2	2.56	0.40
2:F:306:SER:HB2	2:F:307:LEU:HD12	2.02	0.40
2:F:290:ILE:HG22	2:F:358:ASN:HD22	1.85	0.40
1:G:140:ASP:OD1	1:G:149:SER:OG	2.21	0.40
1:G:321:TYR:O	1:G:352:LEU:HD12	2.21	0.40
2:H:299:GLY:HA3	2:H:357:ILE:HD11	2.03	0.40
2:H:400:GLN:HB3	2:H:401:PRO:CD	2.43	0.40
1:A:44:LEU:HD22	1:A:141:TYR:CE2	2.56	0.40
1:E:161:LEU:HD21	1:E:164:ARG:NH2	2.36	0.40
1:E:229:PHE:HB3	2:H:69:PHE:CE2	2.56	0.40
2:F:330:TYR:HB2	2:F:333:VAL:HG23	2.02	0.40
2:H:145:SER:OG	2:H:146:THR:N	2.54	0.40
2:H:220:TRP:HE1	2:H:224:LEU:CD2	2.34	0.40
2:B:227:GLU:OE1	2:B:227:GLU:N	2.54	0.40
2:B:89:ALA:HB2	2:B:107:TRP:CE3	2.57	0.40
1:C:15:SER:OG	1:C:16:GLY:N	2.54	0.40
1:C:346:HIS:HB2	1:C:378:TYR:CE1	2.56	0.40
1:C:44:LEU:HA	1:C:44:LEU:HD23	1.76	0.40
2:D:140:ASN:HA	2:D:156:HIS:HD2	1.86	0.40
2:D:5:PHE:CE1	2:D:15:LEU:HD23	2.55	0.40
2:D:191:LEU:HD23	2:D:194:ILE:HD11	2.03	0.40
2:D:209:LEU:HD23	2:D:242:ARG:NH1	2.33	0.40
2:D:78:VAL:CG1	2:D:79:ALA:N	2.85	0.40
1:E:10:ILE:HG22	1:E:11:GLY:N	2.37	0.40
1:E:252:SER:OG	1:E:253:ASP:N	2.55	0.40
1:E:323:MSE:HE1	1:E:461:ILE:HG21	2.02	0.40
2:H:31:ILE:HA	2:H:31:ILE:HD13	1.91	0.40
2:H:79:ALA:HB2	2:H:93:TYR:OH	2.21	0.40
1:A:103:ARG:HA	1:A:113:ILE:O	2.20	0.40

Continued on next page...

Continued from previous page...

Atom-1	Atom-2	Interatomic distance (Å)	Clash overlap (Å)
1:A:111:GLN:HA	1:A:131:VAL:O	2.22	0.40
2:B:361:GLY:HA2	2:B:384:LEU:HG	2.03	0.40
2:D:374:ASN:OD1	2:D:422:LEU:HD11	2.21	0.40
1:E:1:SER:HB2	1:E:501:ARG:HH21	1.87	0.40
1:E:206:GLN:HE21	1:E:231:GLU:CD	2.25	0.40
2:F:280:ARG:HD3	2:F:280:ARG:HA	1.66	0.40
1:G:238:GLY:HA2	1:G:274:PHE:O	2.21	0.40
1:G:80:THR:O	1:G:84:VAL:HG23	2.21	0.40
2:H:341:LEU:H	2:H:341:LEU:HG	1.70	0.40
2:H:358:ASN:ND2	2:H:384:LEU:HD11	2.28	0.40
1:C:338:LEU:HA	1:C:338:LEU:HD23	1.94	0.40
2:D:256:LYS:HE2	2:D:256:LYS:HB2	1.84	0.40
1:E:27:ILE:O	1:E:31:ILE:HG12	2.21	0.40
1:E:343:VAL:HA	1:E:346:HIS:HD1	1.85	0.40
2:F:231:ASN:O	2:F:235:ILE:HG13	2.21	0.40
1:G:470:GLN:O	1:G:474:SER:OG	2.38	0.40

There are no symmetry-related clashes.

5.3 Torsion angles ⓘ

5.3.1 Protein backbone ⓘ

In the following table, the Percentiles column shows the percent Ramachandran outliers of the chain as a percentile score with respect to all X-ray entries followed by that with respect to entries of similar resolution.

The Analysed column shows the number of residues for which the backbone conformation was analysed, and the total number of residues.

Mol	Chain	Analysed	Favoured	Allowed	Outliers	Percentiles	
1	A	501/503 (100%)	463 (92%)	37 (7%)	1 (0%)	52	86
1	C	501/503 (100%)	475 (95%)	25 (5%)	1 (0%)	52	86
1	E	501/503 (100%)	471 (94%)	30 (6%)	0	100	100
1	G	501/503 (100%)	466 (93%)	33 (7%)	2 (0%)	39	80
2	B	443/446 (99%)	408 (92%)	35 (8%)	0	100	100
2	D	444/446 (100%)	414 (93%)	30 (7%)	0	100	100
2	F	443/446 (99%)	419 (95%)	21 (5%)	3 (1%)	26	72

Continued on next page...

Continued from previous page...

Mol	Chain	Analysed	Favoured	Allowed	Outliers	Percentiles	
2	H	443/446 (99%)	410 (93%)	33 (7%)	0	100	100
All	All	3777/3796 (100%)	3526 (93%)	244 (6%)	7 (0%)	52	86

All (7) Ramachandran outliers are listed below:

Mol	Chain	Res	Type
2	F	200	ALA
1	C	447	ASN
1	G	269	ALA
2	F	78	VAL
1	A	145	VAL
2	F	401	PRO
1	G	425	VAL

5.3.2 Protein sidechains ⓘ

In the following table, the Percentiles column shows the percent sidechain outliers of the chain as a percentile score with respect to all X-ray entries followed by that with respect to entries of similar resolution.

The Analysed column shows the number of residues for which the sidechain conformation was analysed, and the total number of residues.

Mol	Chain	Analysed	Rotameric	Outliers	Percentiles	
1	A	435/429 (101%)	432 (99%)	3 (1%)	88	95
1	C	435/429 (101%)	429 (99%)	6 (1%)	74	90
1	E	435/429 (101%)	432 (99%)	3 (1%)	88	95
1	G	435/429 (101%)	429 (99%)	6 (1%)	74	90
2	B	392/384 (102%)	381 (97%)	11 (3%)	51	81
2	D	392/384 (102%)	386 (98%)	6 (2%)	72	90
2	F	392/384 (102%)	386 (98%)	6 (2%)	72	90
2	H	392/384 (102%)	384 (98%)	8 (2%)	63	87
All	All	3308/3252 (102%)	3259 (98%)	49 (2%)	72	90

All (49) residues with a non-rotameric sidechain are listed below:

Mol	Chain	Res	Type
1	A	290	PHE

Continued on next page...

Continued from previous page...

Mol	Chain	Res	Type
1	A	295	ASP
1	A	457	PHE
2	B	47	TYR
2	B	61	PHE
2	B	95	SER
2	B	98	ARG
2	B	123	GLN
2	B	126	CYS
2	B	208	SER
2	B	264	ASP
2	B	309	GLN
2	B	348	TYR
2	B	389	TYR
1	C	41	ASP
1	C	127	HIS
1	C	135	ARG
1	C	246	PHE
1	C	378	TYR
1	C	457	PHE
2	D	60	PHE
2	D	119	ARG
2	D	176	ARG
2	D	226	ASP
2	D	389	TYR
2	D	413	CYS
1	E	242	HIS
1	E	246	PHE
1	E	401	SER
2	F	26	CYS
2	F	127	PHE
2	F	133	LYS
2	F	227	GLU
2	F	388	HIS
2	F	418	MSE
1	G	127	HIS
1	G	254	ASP
1	G	296	LYS
1	G	318	ARG
1	G	337	TRP
1	G	359	LYS
2	H	57	HIS
2	H	60	PHE

Continued on next page...

Continued from previous page...

Mol	Chain	Res	Type
2	H	126	CYS
2	H	133	LYS
2	H	280	ARG
2	H	293	HIS
2	H	389	TYR
2	H	430	ASN

Some sidechains can be flipped to improve hydrogen bonding and reduce clashes. All (5) such sidechains are listed below:

Mol	Chain	Res	Type
1	C	50	HIS
1	C	297	GLN
1	E	242	HIS
2	F	221	GLN
2	H	393	GLN

5.3.3 RNA [i](#)

There are no RNA molecules in this entry.

5.4 Non-standard residues in protein, DNA, RNA chains [i](#)

There are no non-standard protein/DNA/RNA residues in this entry.

5.5 Carbohydrates [i](#)

There are no carbohydrates in this entry.

5.6 Ligand geometry [i](#)

Of 8 ligands modelled in this entry, 4 are monoatomic - leaving 4 for Mogul analysis.

In the following table, the Counts columns list the number of bonds (or angles) for which Mogul statistics could be retrieved, the number of bonds (or angles) that are observed in the model and the number of bonds (or angles) that are defined in the chemical component dictionary. The Link column lists molecule types, if any, to which the group is linked. The Z score for a bond length (or angle) is the number of standard deviations the observed value is removed from the expected value. A bond length (or angle) with $|Z| > 2$ is considered an outlier worth inspection. RMSZ is the root-mean-square of all Z scores of the bond lengths (or angles).

Mol	Type	Chain	Res	Link	Bond lengths			Bond angles		
					Counts	RMSZ	# Z > 2	Counts	RMSZ	# Z > 2
3	UDP	A	601	-	20,26,26	1.14	1 (5%)	24,40,40	1.40	1 (4%)
4	NAG	A	602	-	15,15,15	0.26	0	17,21,21	0.21	0
3	UDP	E	602	-	20,26,26	1.13	1 (5%)	24,40,40	1.35	1 (4%)
4	NAG	E	603	-	15,15,15	0.26	0	17,21,21	0.24	0

In the following table, the Chirals column lists the number of chiral outliers, the number of chiral centers analysed, the number of these observed in the model and the number defined in the chemical component dictionary. Similar counts are reported in the Torsion and Rings columns. '-' means no outliers of that kind were identified.

Mol	Type	Chain	Res	Link	Chirals	Torsions	Rings
3	UDP	A	601	-	-	0/12/32/32	0/2/2/2
4	NAG	A	602	-	-	0/6/26/26	0/1/1/1
3	UDP	E	602	-	-	0/12/32/32	0/2/2/2
4	NAG	E	603	-	-	0/6/26/26	0/1/1/1

All (2) bond length outliers are listed below:

Mol	Chain	Res	Type	Atoms	Z	Observed(Å)	Ideal(Å)
3	E	602	UDP	C4-N3	3.08	1.38	1.33
3	A	601	UDP	C4-N3	3.13	1.38	1.33

All (2) bond angle outliers are listed below:

Mol	Chain	Res	Type	Atoms	Z	Observed(°)	Ideal(°)
3	E	602	UDP	C4-N3-C2	5.17	119.66	114.21
3	A	601	UDP	C4-N3-C2	5.36	119.86	114.21

There are no chirality outliers.

There are no torsion outliers.

There are no ring outliers.

1 monomer is involved in 2 short contacts:

Mol	Chain	Res	Type	Clashes	Symm-Clashes
3	E	602	UDP	2	0

5.7 Other polymers ⓘ

There are no such residues in this entry.

5.8 Polymer linkage issues ⓘ

There are no chain breaks in this entry.

6 Fit of model and data ⓘ

6.1 Protein, DNA and RNA chains ⓘ

In the following table, the column labelled ‘#RSRZ> 2’ contains the number (and percentage) of RSRZ outliers, followed by percent RSRZ outliers for the chain as percentile scores relative to all X-ray entries and entries of similar resolution. The OWAB column contains the minimum, median, 95th percentile and maximum values of the occupancy-weighted average B-factor per residue. The column labelled ‘Q< 0.9’ lists the number of (and percentage) of residues with an average occupancy less than 0.9.

Mol	Chain	Analysed	<RSRZ>	#RSRZ>2	OWAB(Å ²)	Q<0.9
1	A	497/503 (98%)	0.21	14 (2%) 56 40	70, 113, 158, 173	0
1	C	497/503 (98%)	0.13	9 (1%) 71 56	71, 109, 162, 181	0
1	E	497/503 (98%)	0.22	21 (4%) 40 27	73, 114, 162, 174	0
1	G	497/503 (98%)	0.26	25 (5%) 32 21	66, 112, 163, 175	0
2	B	437/446 (97%)	0.16	6 (1%) 78 63	70, 114, 147, 168	0
2	D	438/446 (98%)	0.22	8 (1%) 71 56	68, 112, 139, 161	0
2	F	437/446 (97%)	0.04	4 (0%) 85 74	64, 119, 149, 171	0
2	H	437/446 (97%)	0.20	13 (2%) 54 37	66, 113, 146, 166	0
All	All	3737/3796 (98%)	0.18	100 (2%) 58 42	64, 114, 157, 181	0

All (100) RSRZ outliers are listed below:

Mol	Chain	Res	Type	RSRZ
1	G	344	GLN	6.1
1	G	448	HIS	5.1
1	A	359	LYS	4.8
1	G	356	ILE	4.7
2	H	385	HIS	4.5
1	G	449	VAL	4.1
1	C	399	THR	4.1
1	G	325	THR	4.1
1	G	398	LEU	4.0
1	G	383	GLY	4.0
1	E	418	LEU	3.9
1	G	343	VAL	3.9
2	H	289	LEU	3.8
2	D	312	PHE	3.7
1	G	357	TYR	3.7
2	F	437	TYR	3.6

Continued on next page...

Continued from previous page...

Mol	Chain	Res	Type	RSRZ
1	E	420	LEU	3.6
1	E	419	PRO	3.5
1	A	448	HIS	3.5
1	G	342	THR	3.4
2	H	356	ASP	3.4
1	C	422	GLY	3.2
2	H	379	GLY	3.1
1	E	305	VAL	3.1
1	A	440	TYR	3.0
1	E	379	ILE	3.0
1	E	423	PHE	3.0
1	E	441	LEU	2.9
1	C	433	ILE	2.9
2	D	217	ILE	2.9
1	A	10	ILE	2.9
1	E	324	ILE	2.9
2	H	343	GLN	2.9
1	C	357	TYR	2.8
1	A	457	PHE	2.8
1	A	324	ILE	2.8
1	G	340	ALA	2.8
2	F	152	ILE	2.8
1	G	324	ILE	2.7
1	G	361	SER	2.7
2	H	290	ILE	2.7
1	E	256	ILE	2.6
2	D	197	ASN	2.6
1	E	421	ILE	2.6
1	G	180	GLU	2.6
1	C	398	LEU	2.6
1	G	354	LEU	2.6
1	G	341	ALA	2.6
2	H	313	ARG	2.6
1	G	345	ALA	2.5
1	A	423	PHE	2.5
2	B	379	GLY	2.5
2	D	356	ASP	2.5
1	E	306	GLY	2.5
2	D	343	GLN	2.5
1	A	439	GLY	2.4
2	B	378	LEU	2.4
2	B	416	GLU	2.4

Continued on next page...

Continued from previous page...

Mol	Chain	Res	Type	RSRZ
2	B	100	ARG	2.4
1	G	420	LEU	2.4
1	G	219	ASP	2.4
1	A	397	TYR	2.4
1	C	432	PHE	2.4
1	E	381	LEU	2.4
1	G	440	TYR	2.3
1	E	412	GLU	2.3
2	B	376	LEU	2.3
2	H	315	ALA	2.3
2	F	183	PHE	2.3
1	A	335	ILE	2.3
1	G	446	SER	2.3
2	B	380	PHE	2.3
2	H	350	GLU	2.3
1	G	421	ILE	2.3
1	A	301	ALA	2.3
1	A	493	TRP	2.3
1	E	440	TYR	2.2
1	A	464	LEU	2.2
1	E	380	ARG	2.2
2	D	315	ALA	2.2
1	C	440	TYR	2.2
2	H	364	LEU	2.2
1	E	405	GLY	2.2
2	H	228	LEU	2.1
2	H	217	ILE	2.1
1	E	422	GLY	2.1
1	G	405	GLY	2.1
1	E	393	GLY	2.1
2	H	353	ILE	2.1
2	F	220	TRP	2.1
1	E	130	TYR	2.1
1	E	408	LEU	2.1
1	C	457	PHE	2.1
1	C	423	PHE	2.1
1	G	382	LYS	2.1
1	G	423	PHE	2.0
2	D	348	TYR	2.0
1	E	257	LEU	2.0
2	D	5	PHE	2.0
1	A	398	LEU	2.0

6.2 Non-standard residues in protein, DNA, RNA chains [i](#)

There are no non-standard protein/DNA/RNA residues in this entry.

6.3 Carbohydrates [i](#)

There are no carbohydrates in this entry.

6.4 Ligands [i](#)

In the following table, the Atoms column lists the number of modelled atoms in the group and the number defined in the chemical component dictionary. LLDF column lists the quality of electron density of the group with respect to its neighbouring residues in protein, DNA or RNA chains. The B-factors column lists the minimum, median, 95th percentile and maximum values of B factors of atoms in the group. The column labelled 'Q< 0.9' lists the number of atoms with occupancy less than 0.9.

Mol	Type	Chain	Res	Atoms	RSCC	RSR	LLDF	B-factors(Å ²)	Q<0.9
4	NAG	E	603	15/15	0.78	0.59	1.08	111,121,132,133	0
3	UDP	A	601	25/25	0.90	0.36	0.30	120,131,139,141	0
4	NAG	A	602	15/15	0.89	0.37	0.08	108,118,127,127	0
3	UDP	E	602	25/25	0.81	0.37	0.04	122,136,143,147	0
5	MG	D	501	1/1	0.92	0.42	-	41,41,41,41	0
5	MG	G	601	1/1	0.88	0.39	-	31,31,31,31	0
5	MG	B	501	1/1	0.78	0.35	-	40,40,40,40	0
5	MG	E	601	1/1	0.86	0.18	-	40,40,40,40	0

6.5 Other polymers [i](#)

There are no such residues in this entry.