



Full wwPDB X-ray Structure Validation Report ⓘ

Feb 20, 2016 – 01:12 AM GMT

PDB ID : 5EL6
Title : Structure of T. thermophilus 70S ribosome complex with mRNA and tRNA^{Lys} in the A-site with a U-U mismatch in the first position and antibiotic paromomycin
Authors : Rozov, A.; Demeshkina, N.; Khusainov, I.; Yusupov, M.; Yusupova, G.
Deposited on : 2015-11-04
Resolution : 3.10 Å(reported)

This is a Full wwPDB X-ray Structure Validation Report for a publicly released PDB entry.
We welcome your comments at validation@mail.wwpdb.org
A user guide is available at
<http://wwpdb.org/validation/2016/XrayValidationReportHelp>
with specific help available everywhere you see the ⓘ symbol.

The following versions of software and data (see [references ⓘ](#)) were used in the production of this report:

MolProbity : 4.02b-467
Mogul : 1.7.1 (RC1), CSD as537be (2016)
Xtriage (Phenix) : 1.9-1692
EDS : rb-20026982
Percentile statistics : 20151230.v01 (using entries in the PDB archive December 30th 2015)
Refmac : 5.8.0135
CCP4 : 6.5.0
Ideal geometry (proteins) : Engh & Huber (2001)
Ideal geometry (DNA, RNA) : Parkinson et al. (1996)
Validation Pipeline (wwPDB-VP) : rb-20026982

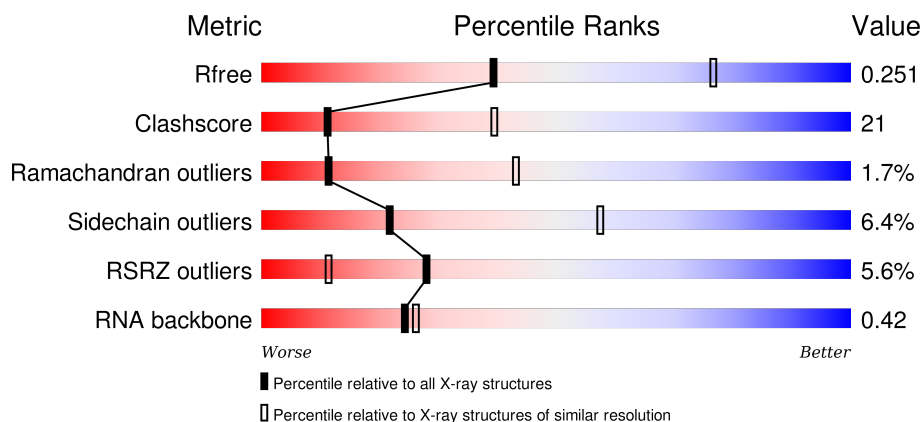
1 Overall quality at a glance

The following experimental techniques were used to determine the structure:

X-RAY DIFFRACTION


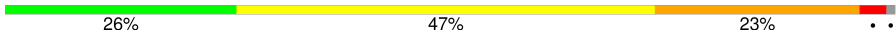
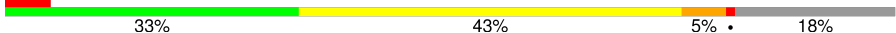

The reported resolution of this entry is 3.10 Å.

Percentile scores (ranging between 0-100) for global validation metrics of the entry are shown in the following graphic. The table shows the number of entries on which the scores are based.









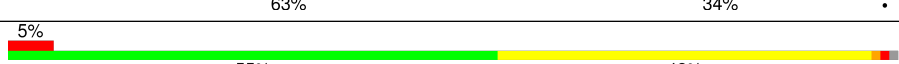

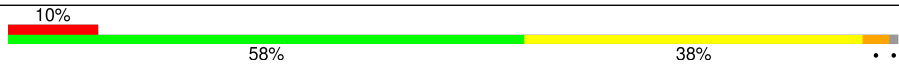


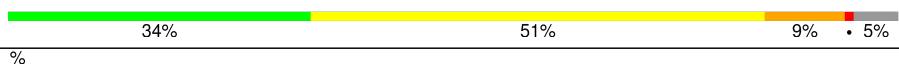
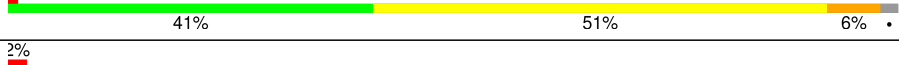
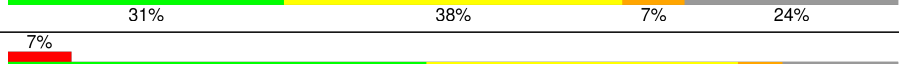

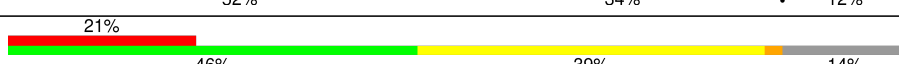









Metric	Whole archive (#Entries)	Similar resolution (#Entries, resolution range(Å))
R_{free}	91344	1114 (3.14-3.06)
Clashscore	102246	1222 (3.14-3.06)
Ramachandran outliers	100387	1174 (3.14-3.06)
Sidechain outliers	100360	1174 (3.14-3.06)
RSRZ outliers	91569	1119 (3.14-3.06)
RNA backbone	2183	1010 (3.52-2.68)

The table below summarises the geometric issues observed across the polymeric chains and their fit to the electron density. The red, orange, yellow and green segments on the lower bar indicate the fraction of residues that contain outliers for ≥ 3 , 2, 1 and 0 types of geometric quality criteria. A grey segment represents the fraction of residues that are not modelled. The numeric value for each fraction is indicated below the corresponding segment, with a dot representing fractions $\leq 5\%$. The upper red bar (where present) indicates the fraction of residues that have poor fit to the electron density. The numeric value is given above the bar.

Mol	Chain	Length	Quality of chain
1	13	1522	
1	1G	1522	
2	12	256	
2	1E	256	

Continued on next page...

Continued from previous page...

Mol	Chain	Length	Quality of chain
3	22	239	
3	2E	239	
4	32	209	
4	3E	209	
5	42	162	
5	4E	162	
6	52	101	
6	5E	101	
7	62	156	
7	6E	156	
8	72	138	
8	7E	138	
9	82	128	
9	8E	128	
10	1A	105	
10	1I	105	
11	2A	129	
11	2I	129	
12	3A	132	
12	3I	132	
13	4A	126	
13	4I	126	
14	5A	61	
14	5I	61	
15	6A	89	

Continued on next page...

Continued from previous page...

Mol	Chain	Length	Quality of chain
15	6I	89	
16	7A	88	
16	7I	88	
17	8A	105	
17	8I	105	
18	9A	88	
18	9I	88	
19	AA	93	
19	AI	93	
20	BA	106	
20	BI	106	
21	1B	27	
21	1F	27	
22	1K	76	
22	1L	76	
23	2K	77	
23	2L	77	
24	3K	76	
24	3L	76	
25	4K	27	
25	4L	27	
26	14	2912	
26	1H	2912	
27	16	122	
27	1J	122	

Continued on next page...

Continued from previous page...

Mol	Chain	Length	Quality of chain
28	71	229	
28	79	229	
29	11	276	
29	19	276	
30	21	206	
30	29	206	
31	31	210	
31	39	210	
32	41	182	
32	49	182	
33	51	180	
33	59	180	
34	61	148	
34	69	148	
35	15	140	
35	58	140	
36	25	122	
36	68	122	
37	35	150	
37	78	150	
38	45	141	
38	88	141	
39	55	118	
39	98	118	
40	65	112	

Continued on next page...

Continued from previous page...

Mol	Chain	Length	Quality of chain
40	A8	112	
41	75	146	
41	B8	146	
42	85	118	
42	C8	118	
43	95	101	
43	D8	101	
44	A5	113	
44	E8	113	
45	B5	96	
45	F8	96	
46	C5	110	
46	G8	110	
47	D5	206	
47	H8	206	
48	E5	85	
48	I8	85	
49	F5	98	
49	J8	98	
50	G5	72	
50	K8	72	
51	H5	60	
51	L8	60	
52	M8	71	
53	J5	60	

Continued on next page...

Continued from previous page...

Mol	Chain	Length	Quality of chain
53	N8	60	
54	L5	49	
54	P8	49	
55	M5	65	
55	Q8	65	

The following table lists non-polymeric compounds, carbohydrate monomers and non-standard residues in protein, DNA, RNA chains that are outliers for geometric or electron-density-fit criteria:

Mol	Type	Chain	Res	Chirality	Geometry	Clashes	Electron density
56	MG	13	1601	-	-	-	X
56	MG	13	1602	-	-	-	X
56	MG	13	1604	-	-	-	X
56	MG	13	1608	-	-	-	X
56	MG	13	1613	-	-	-	X
56	MG	13	1615	-	-	-	X
56	MG	13	1619	-	-	-	X
56	MG	13	1621	-	-	-	X
56	MG	13	1633	-	-	-	X
56	MG	13	1634	-	-	-	X
56	MG	13	1639	-	-	-	X
56	MG	13	1640	-	-	-	X
56	MG	13	1644	-	-	-	X
56	MG	13	1645	-	-	-	X
56	MG	13	1650	-	-	-	X
56	MG	13	1651	-	-	-	X
56	MG	13	1652	-	-	-	X
56	MG	13	1655	-	-	-	X
56	MG	13	1660	-	-	-	X
56	MG	13	1664	-	-	-	X
56	MG	13	1670	-	-	-	X
56	MG	13	1672	-	-	-	X
56	MG	13	1676	-	-	-	X
56	MG	13	1677	-	-	-	X
56	MG	13	1681	-	-	-	X
56	MG	13	1698	-	-	-	X
56	MG	13	1720	-	-	-	X
56	MG	14	3006	-	-	-	X

Continued on next page...

Continued from previous page...

Mol	Type	Chain	Res	Chirality	Geometry	Clashes	Electron density
56	MG	14	3007	-	-	-	X
56	MG	14	3009	-	-	-	X
56	MG	14	3010	-	-	-	X
56	MG	14	3014	-	-	-	X
56	MG	14	3016	-	-	-	X
56	MG	14	3042	-	-	-	X
56	MG	14	3048	-	-	-	X
56	MG	14	3052	-	-	-	X
56	MG	14	3067	-	-	-	X
56	MG	14	3072	-	-	-	X
56	MG	14	3078	-	-	-	X
56	MG	14	3081	-	-	-	X
56	MG	14	3084	-	-	-	X
56	MG	14	3085	-	-	-	X
56	MG	14	3090	-	-	-	X
56	MG	14	3095	-	-	-	X
56	MG	14	3096	-	-	-	X
56	MG	14	3097	-	-	-	X
56	MG	14	3099	-	-	-	X
56	MG	14	3102	-	-	-	X
56	MG	14	3103	-	-	-	X
56	MG	14	3106	-	-	-	X
56	MG	14	3108	-	-	-	X
56	MG	14	3109	-	-	-	X
56	MG	14	3113	-	-	-	X
56	MG	14	3115	-	-	-	X
56	MG	14	3116	-	-	-	X
56	MG	14	3123	-	-	-	X
56	MG	14	3125	-	-	-	X
56	MG	14	3127	-	-	-	X
56	MG	14	3137	-	-	-	X
56	MG	14	3143	-	-	-	X
56	MG	14	3145	-	-	-	X
56	MG	14	3153	-	-	-	X
56	MG	14	3155	-	-	-	X
56	MG	14	3156	-	-	-	X
56	MG	14	3159	-	-	-	X
56	MG	14	3165	-	-	-	X
56	MG	14	3171	-	-	-	X
56	MG	14	3180	-	-	-	X
56	MG	14	3189	-	-	-	X
56	MG	14	3193	-	-	-	X

Continued on next page...

Continued from previous page...

Mol	Type	Chain	Res	Chirality	Geometry	Clashes	Electron density
56	MG	14	3197	-	-	-	X
56	MG	14	3199	-	-	-	X
56	MG	14	3205	-	-	-	X
56	MG	14	3210	-	-	-	X
56	MG	14	3211	-	-	-	X
56	MG	14	3212	-	-	-	X
56	MG	14	3213	-	-	-	X
56	MG	14	3215	-	-	-	X
56	MG	14	3216	-	-	-	X
56	MG	14	3221	-	-	-	X
56	MG	14	3222	-	-	-	X
56	MG	14	3224	-	-	-	X
56	MG	14	3230	-	-	-	X
56	MG	14	3237	-	-	-	X
56	MG	14	3238	-	-	-	X
56	MG	14	3239	-	-	-	X
56	MG	14	3242	-	-	-	X
56	MG	14	3244	-	-	-	X
56	MG	14	3245	-	-	-	X
56	MG	14	3246	-	-	-	X
56	MG	14	3247	-	-	-	X
56	MG	14	3248	-	-	-	X
56	MG	14	3250	-	-	-	X
56	MG	14	3257	-	-	-	X
56	MG	14	3262	-	-	-	X
56	MG	14	3264	-	-	-	X
56	MG	14	3271	-	-	-	X
56	MG	14	3281	-	-	-	X
56	MG	14	3282	-	-	-	X
56	MG	14	3284	-	-	-	X
56	MG	14	3286	-	-	-	X
56	MG	14	3308	-	-	-	X
56	MG	16	201	-	-	-	X
56	MG	16	203	-	-	-	X
56	MG	16	204	-	-	-	X
56	MG	16	206	-	-	-	X
56	MG	1G	1601	-	-	-	X
56	MG	1G	1605	-	-	-	X
56	MG	1G	1607	-	-	-	X
56	MG	1G	1609	-	-	-	X
56	MG	1G	1613	-	-	-	X
56	MG	1G	1615	-	-	-	X

Continued on next page...

Continued from previous page...

Mol	Type	Chain	Res	Chirality	Geometry	Clashes	Electron density
56	MG	1G	1616	-	-	-	X
56	MG	1G	1619	-	-	-	X
56	MG	1G	1620	-	-	-	X
56	MG	1G	1626	-	-	-	X
56	MG	1G	1628	-	-	-	X
56	MG	1G	1629	-	-	-	X
56	MG	1G	1634	-	-	-	X
56	MG	1G	1636	-	-	-	X
56	MG	1G	1640	-	-	-	X
56	MG	1G	1648	-	-	-	X
56	MG	1G	1653	-	-	-	X
56	MG	1G	1660	-	-	-	X
56	MG	1H	3001	-	-	-	X
56	MG	1H	3002	-	-	-	X
56	MG	1H	3009	-	-	-	X
56	MG	1H	3010	-	-	-	X
56	MG	1H	3012	-	-	-	X
56	MG	1H	3014	-	-	-	X
56	MG	1H	3020	-	-	-	X
56	MG	1H	3021	-	-	-	X
56	MG	1H	3023	-	-	-	X
56	MG	1H	3024	-	-	-	X
56	MG	1H	3035	-	-	-	X
56	MG	1H	3036	-	-	-	X
56	MG	1H	3037	-	-	-	X
56	MG	1H	3045	-	-	-	X
56	MG	1H	3046	-	-	-	X
56	MG	1H	3053	-	-	-	X
56	MG	1H	3054	-	-	-	X
56	MG	1H	3058	-	-	-	X
56	MG	1H	3064	-	-	-	X
56	MG	1H	3065	-	-	-	X
56	MG	1H	3068	-	-	-	X
56	MG	1H	3070	-	-	-	X
56	MG	1H	3074	-	-	-	X
56	MG	1H	3078	-	-	-	X
56	MG	1H	3084	-	-	-	X
56	MG	1H	3088	-	-	-	X
56	MG	1H	3093	-	-	-	X
56	MG	1H	3095	-	-	-	X
56	MG	1H	3099	-	-	-	X
56	MG	1H	3101	-	-	-	X

Continued on next page...

Continued from previous page...

Mol	Type	Chain	Res	Chirality	Geometry	Clashes	Electron density
56	MG	1H	3102	-	-	-	X
56	MG	1H	3106	-	-	-	X
56	MG	1H	3110	-	-	-	X
56	MG	1H	3127	-	-	-	X
56	MG	1H	3134	-	-	-	X
56	MG	1H	3138	-	-	-	X
56	MG	1H	3149	-	-	-	X
56	MG	1H	3153	-	-	-	X
56	MG	1H	3158	-	-	-	X
56	MG	1H	3161	-	-	-	X
56	MG	1H	3163	-	-	-	X
56	MG	1H	3176	-	-	-	X
56	MG	1H	3177	-	-	-	X
56	MG	1H	3178	-	-	-	X
56	MG	1H	3182	-	-	-	X
56	MG	1H	3184	-	-	-	X
56	MG	1H	3186	-	-	-	X
56	MG	1H	3192	-	-	-	X
56	MG	1H	3198	-	-	-	X
56	MG	1H	3200	-	-	-	X
56	MG	1H	3203	-	-	-	X
56	MG	1H	3209	-	-	-	X
56	MG	1H	3216	-	-	-	X
56	MG	1H	3226	-	-	-	X
56	MG	1H	3241	-	-	-	X
56	MG	1H	3244	-	-	-	X
56	MG	1H	3251	-	-	-	X
56	MG	1H	3256	-	-	-	X
56	MG	1H	3258	-	-	-	X
56	MG	1H	3265	-	-	-	X
56	MG	1H	3268	-	-	-	X
56	MG	1H	3270	-	-	-	X
56	MG	1H	3275	-	-	-	X
56	MG	1H	3292	-	-	-	X
56	MG	1H	3298	-	-	-	X
56	MG	1H	3305	-	-	-	X
56	MG	1H	3306	-	-	-	X
56	MG	1H	3309	-	-	-	X
56	MG	1H	3313	-	-	-	X
56	MG	1H	3320	-	-	-	X
56	MG	1H	3321	-	-	-	X
56	MG	2K	103	-	-	-	X

Continued on next page...

Continued from previous page...

Mol	Type	Chain	Res	Chirality	Geometry	Clashes	Electron density
56	MG	2L	101	-	-	-	X
56	MG	35	201	-	-	-	X
56	MG	3I	201	-	-	-	X
56	MG	41	201	-	-	-	X
56	MG	85	201	-	-	-	X
56	MG	88	202	-	-	-	X
56	MG	I8	102	-	-	-	X
58	SF4	32	301	-	-	X	-
58	SF4	3E	302	-	-	X	-

2 Entry composition

There are 60 unique types of molecules in this entry. The entry contains 294257 atoms, of which 0 are hydrogens and 0 are deuteriums.

In the tables below, the ZeroOcc column contains the number of atoms modelled with zero occupancy, the AltConf column contains the number of residues with at least one atom in alternate conformation and the Trace column contains the number of residues modelled with at most 2 atoms.

- Molecule 1 is a RNA chain called 16S rRNA.

Mol	Chain	Residues	Atoms					ZeroOcc	AltConf	Trace
1	13	1496	Total	C	N	O	P	0	0	0
			32157	14313	5960	10388	1496			
1	1G	1507	Total	C	N	O	P	0	0	0
			32391	14418	6004	10463	1506			

- Molecule 2 is a protein called 30S ribosomal protein S2.

Mol	Chain	Residues	Atoms					ZeroOcc	AltConf	Trace
2	1E	231	Total	C	N	O	S	0	0	0
			1874	1199	334	336	5			
2	12	210	Total	C	N	O	S	0	0	0
			1721	1100	309	308	4			

- Molecule 3 is a protein called 30S ribosomal protein S3.

Mol	Chain	Residues	Atoms					ZeroOcc	AltConf	Trace
3	2E	205	Total	C	N	O	S	0	0	0
			1605	1011	313	280	1			
3	22	196	Total	C	N	O	S	0	0	0
			1541	975	298	267	1			

- Molecule 4 is a protein called 30S ribosomal protein S4.

Mol	Chain	Residues	Atoms					ZeroOcc	AltConf	Trace
4	3E	207	Total	C	N	O	S	0	0	0
			1698	1064	338	289	7			
4	32	208	Total	C	N	O	S	0	0	0
			1702	1066	339	290	7			

- Molecule 5 is a protein called 30S ribosomal protein S5.

Mol	Chain	Residues	Atoms					ZeroOcc	AltConf	Trace
5	4E	149	Total	C	N	O	S	0	0	0
			1142	722	216	200	4			
5	42	148	Total	C	N	O	S	0	0	0
			1134	718	215	197	4			

- Molecule 6 is a protein called 30S ribosomal protein S6.

Mol	Chain	Residues	Atoms					ZeroOcc	AltConf	Trace
6	5E	100	Total	C	N	O	S	0	0	0
			837	528	154	152	3			
6	52	101	Total	C	N	O	S	0	0	0
			842	531	155	153	3			

- Molecule 7 is a protein called 30S ribosomal protein S7.

Mol	Chain	Residues	Atoms					ZeroOcc	AltConf	Trace
7	6E	154	Total	C	N	O	S	0	0	0
			1242	770	250	216	6			
7	62	138	Total	C	N	O	S	0	0	0
			1110	689	221	194	6			

- Molecule 8 is a protein called 30S ribosomal protein S8.

Mol	Chain	Residues	Atoms					ZeroOcc	AltConf	Trace
8	7E	138	Total	C	N	O	S	0	0	0
			1115	705	215	192	3			
8	72	137	Total	C	N	O	S	0	0	0
			1107	700	214	191	2			

- Molecule 9 is a protein called 30S ribosomal protein S9.

Mol	Chain	Residues	Atoms					ZeroOcc	AltConf	Trace
9	8E	126	Total	C	N	O		0	0	0
			1000	634	196	170				
9	82	121	Total	C	N	O		0	0	0
			953	605	186	162				

- Molecule 10 is a protein called 30S ribosomal protein S10.

Mol	Chain	Residues	Atoms					ZeroOcc	AltConf	Trace
10	1I	91	Total	C	N	O	S	0	0	0
			734	459	144	130	1			

Continued on next page...

Continued from previous page...

Mol	Chain	Residues	Atoms				ZeroOcc	AltConf	Trace
10	1A	80	Total	C	N	O	0	0	0
			646	403	129	114			

- Molecule 11 is a protein called 30S ribosomal protein S11.

Mol	Chain	Residues	Atoms					ZeroOcc	AltConf	Trace
11	2I	111	Total	C	N	O	S	0	0	0
			823	512	154	154	3			
11	2A	113	Total	C	N	O	S	0	0	0
			835	520	156	156	3			

- Molecule 12 is a protein called 30S ribosomal protein S12.

Mol	Chain	Residues	Atoms					ZeroOcc	AltConf	Trace
12	3I	122	Total	C	N	O	S	0	0	0
			956	603	193	159	1			
12	3A	122	Total	C	N	O	S	0	0	0
			956	603	193	159	1			

- Molecule 13 is a protein called 30S ribosomal protein S13.

Mol	Chain	Residues	Atoms					ZeroOcc	AltConf	Trace
13	4I	119	Total	C	N	O	S	0	0	0
			942	582	194	164	2			
13	4A	111	Total	C	N	O	S	0	0	0
			893	552	183	156	2			

- Molecule 14 is a protein called 30S ribosomal protein S14 type Z.

Mol	Chain	Residues	Atoms					ZeroOcc	AltConf	Trace
14	5I	60	Total	C	N	O	S	0	0	0
			491	312	104	71	4			
14	5A	59	Total	C	N	O	S	0	0	0
			486	309	103	70	4			

- Molecule 15 is a protein called 30S ribosomal protein S15.

Mol	Chain	Residues	Atoms					ZeroOcc	AltConf	Trace
15	6I	87	Total	C	N	O	S	0	0	0
			729	457	146	124	2			
15	6A	87	Total	C	N	O	S	0	0	0
			729	457	146	124	2			

- Molecule 16 is a protein called 30S ribosomal protein S16.

Mol	Chain	Residues	Atoms					ZeroOcc	AltConf	Trace
16	7I	83	Total	C	N	O	S	0	0	0
			700	443	139	117	1			
16	7A	84	Total	C	N	O	S	0	0	0
			705	446	140	118	1			

- Molecule 17 is a protein called 30S ribosomal protein S17.

Mol	Chain	Residues	Atoms					ZeroOcc	AltConf	Trace
17	8I	100	Total	C	N	O	S	0	0	0
			834	534	155	143	2			
17	8A	99	Total	C	N	O	S	0	0	0
			823	528	151	142	2			

- Molecule 18 is a protein called 30S ribosomal protein S18.

Mol	Chain	Residues	Atoms				ZeroOcc	AltConf	Trace
18	9I	68	Total	C	N	O	0	0	0
			549	352	105	92			
18	9A	67	Total	C	N	O	0	0	0
			544	349	104	91			

- Molecule 19 is a protein called 30S ribosomal protein S19.

Mol	Chain	Residues	Atoms					ZeroOcc	AltConf	Trace
19	AI	82	Total	C	N	O	S	0	0	0
			658	419	123	114	2			
19	AA	62	Total	C	N	O	S	0	0	0
			481	306	85	88	2			

- Molecule 20 is a protein called 30S ribosomal protein S20.

Mol	Chain	Residues	Atoms					ZeroOcc	AltConf	Trace
20	BI	97	Total	C	N	O	S	0	0	0
			746	461	157	126	2			
20	BA	99	Total	C	N	O	S	0	0	0
			762	470	162	128	2			

- Molecule 21 is a protein called 30S ribosomal protein Thx.

Mol	Chain	Residues	Atoms				ZeroOcc	AltConf	Trace
21	1F	23	Total	C	N	O	0	0	0
			199	122	48	29			
21	1B	22	Total	C	N	O	0	0	0
			188	116	44	28			

- Molecule 22 is a RNA chain called tRNA^{Lys}.

Mol	Chain	Residues	Atoms						ZeroOcc	AltConf	Trace
22	1K	69	Total	C	N	O	P	S	0	0	0
			1477	662	257	488	69	1			
22	1L	73	Total	C	N	O	P	S	0	0	0
			1563	700	271	518	73	1			

- Molecule 23 is a RNA chain called E. coli tRNA^{fMet}.

Mol	Chain	Residues	Atoms						ZeroOcc	AltConf	Trace
23	2K	77	Total	C	N	O	P	S	0	0	0
			1646	735	298	535	77	1			
23	2L	77	Total	C	N	O	P	S	0	0	0
			1646	735	298	535	77	1			

- Molecule 24 is a RNA chain called tRNA^{Lys}.

Mol	Chain	Residues	Atoms					ZeroOcc	AltConf	Trace
24	3K	76	Total	C	N	O	P	0	0	0
			1611	721	281	534	75			
24	3L	76	Total	C	N	O	P	0	0	0
			1611	721	281	534	75			

- Molecule 25 is a RNA chain called mRNA.

Mol	Chain	Residues	Atoms					ZeroOcc	AltConf	Trace
25	4K	20	Total	C	N	O	P	0	0	0
			439	197	91	131	20			
25	4L	18	Total	C	N	O	P	0	0	0
			395	177	81	119	18			

- Molecule 26 is a RNA chain called 23S rRNA.

Mol	Chain	Residues	Atoms					ZeroOcc	AltConf	Trace
26	1H	2833	Total	C	N	O	P	0	0	0
			61028	27159	11418	19618	2833			

Continued on next page...

Continued from previous page...

Mol	Chain	Residues	Atoms					ZeroOcc	AltConf	Trace
26	14	2861	Total	C	N	O	P	0	0	0
			61630	27429	11535	19806	2860			

There are 14 discrepancies between the modelled and reference sequences:

Chain	Residue	Modelled	Actual	Comment	Reference
1H	161	U	UNK	conflict	GB 55771382
1H	654A	A	G	conflict	GB 55771382
1H	654E	C	G	conflict	GB 55771382
1H	654P	G	C	conflict	GB 55771382
1H	654T	A	C	conflict	GB 55771382
1H	1058	U	G	conflict	GB 55771382
1H	1080	A	C	conflict	GB 55771382
14	158	U	UNK	conflict	GB 55771382
14	654A	A	G	conflict	GB 55771382
14	654E	C	G	conflict	GB 55771382
14	654P	G	C	conflict	GB 55771382
14	654T	A	C	conflict	GB 55771382
14	1058	U	G	conflict	GB 55771382
14	1080	A	C	conflict	GB 55771382

- Molecule 27 is a RNA chain called 5S rRNA.

Mol	Chain	Residues	Atoms					ZeroOcc	AltConf	Trace
27	16	122	Total	C	N	O	P	0	0	0
			2617	1166	486	844	121			
27	1J	122	Total	C	N	O	P	0	0	0
			2617	1166	486	844	121			

- Molecule 28 is a protein called 50S ribosomal protein L1.

Mol	Chain	Residues	Atoms					ZeroOcc	AltConf	Trace
28	71	133	Total	C	N	O	S	0	0	0
			1033	651	194	187	1			
28	79	57	Total	C	N	O		0	0	0
			456	283	91	82				

- Molecule 29 is a protein called 50S ribosomal protein L2.

Mol	Chain	Residues	Atoms					ZeroOcc	AltConf	Trace
29	11	273	Total	C	N	O	S	0	0	0
			2120	1338	421	358	3			

Continued on next page...

Continued from previous page...

Mol	Chain	Residues	Atoms					ZeroOcc	AltConf	Trace
29	19	274	Total	C	N	O	S	0	0	0
			2125	1341	422	359	3			

- Molecule 30 is a protein called 50S ribosomal protein L3.

Mol	Chain	Residues	Atoms					ZeroOcc	AltConf	Trace
30	21	203	Total	C	N	O	S	0	0	0
			1558	985	298	269	6			
30	29	204	Total	C	N	O	S	0	0	0
			1563	988	299	270	6			

- Molecule 31 is a protein called 50S ribosomal protein L4.

Mol	Chain	Residues	Atoms					ZeroOcc	AltConf	Trace
31	31	202	Total	C	N	O	S	0	0	0
			1585	1011	297	275	2			
31	39	204	Total	C	N	O	S	0	0	0
			1602	1022	299	279	2			

- Molecule 32 is a protein called 50S ribosomal protein L5.

Mol	Chain	Residues	Atoms					ZeroOcc	AltConf	Trace
32	41	179	Total	C	N	O	S	0	0	0
			1457	931	265	257	4			
32	49	179	Total	C	N	O	S	0	0	0
			1458	931	266	257	4			

- Molecule 33 is a protein called 50S ribosomal protein L6.

Mol	Chain	Residues	Atoms					ZeroOcc	AltConf	Trace
33	51	171	Total	C	N	O	S	0	0	0
			1312	832	246	233	1			
33	59	69	Total	C	N	O		0	0	0
			539	339	109	91				

- Molecule 34 is a protein called 50S ribosomal protein L9.

Mol	Chain	Residues	Atoms					ZeroOcc	AltConf	Trace
34	61	146	Total	C	N	O	S	0	0	0
			1136	726	201	208	1			
34	69	145	Total	C	N	O	S	0	0	0
			1131	723	200	207	1			

- Molecule 35 is a protein called 50S ribosomal protein L13.

Mol	Chain	Residues	Atoms					ZeroOcc	AltConf	Trace
35	58	138	Total	C	N	O	S	0	0	0
			1104	712	206	182	4			
35	15	138	Total	C	N	O	S	0	0	0
			1104	712	206	182	4			

- Molecule 36 is a protein called 50S ribosomal protein L14.

Mol	Chain	Residues	Atoms					ZeroOcc	AltConf	Trace
36	68	122	Total	C	N	O	S	0	0	0
			932	588	171	169	4			
36	25	122	Total	C	N	O	S	0	0	0
			932	588	171	169	4			

- Molecule 37 is a protein called 50S ribosomal protein L15.

Mol	Chain	Residues	Atoms					ZeroOcc	AltConf	Trace
37	78	147	Total	C	N	O	S	0	0	0
			1122	698	229	192	3			
37	35	147	Total	C	N	O	S	0	0	0
			1122	698	229	192	3			

- Molecule 38 is a protein called 50S ribosomal protein L16.

Mol	Chain	Residues	Atoms					ZeroOcc	AltConf	Trace
38	88	141	Total	C	N	O	S	0	0	0
			1113	709	210	187	7			
38	45	138	Total	C	N	O	S	0	0	0
			1099	702	208	183	6			

- Molecule 39 is a protein called 50S ribosomal protein L17.

Mol	Chain	Residues	Atoms					ZeroOcc	AltConf	Trace
39	98	118	Total	C	N	O	S	0	0	0
			967	604	203	159	1			
39	55	118	Total	C	N	O	S	0	0	0
			967	604	203	159	1			

- Molecule 40 is a protein called 50S ribosomal protein L18.

Mol	Chain	Residues	Atoms				ZeroOcc	AltConf	Trace
40	A8	111	Total	C	N	O	0	0	0
			881	556	176	149			
40	65	110	Total	C	N	O	0	0	0
			876	553	175	148			

- Molecule 41 is a protein called 50S ribosomal protein L19.

Mol	Chain	Residues	Atoms				ZeroOcc	AltConf	Trace
41	B8	132	Total	C	N	O	0	0	0
			1101	686	227	188			
41	75	133	Total	C	N	O	S	0	0
			1109	691	228	189	1		

- Molecule 42 is a protein called 50S ribosomal protein L20.

Mol	Chain	Residues	Atoms				ZeroOcc	AltConf	Trace
42	C8	115	Total	C	N	O	S	0	0
			950	603	199	147	1		
42	85	116	Total	C	N	O	S	0	0
			959	608	201	149	1		

- Molecule 43 is a protein called 50S ribosomal protein L21.

Mol	Chain	Residues	Atoms				ZeroOcc	AltConf	Trace
43	D8	100	Total	C	N	O	S	0	0
			774	499	141	133	1		
43	95	100	Total	C	N	O	S	0	0
			774	499	141	133	1		

- Molecule 44 is a protein called 50S ribosomal protein L22.

Mol	Chain	Residues	Atoms				ZeroOcc	AltConf	Trace
44	E8	112	Total	C	N	O	S	0	0
			890	560	175	153	2		
44	A5	111	Total	C	N	O	S	0	0
			886	558	174	152	2		

- Molecule 45 is a protein called 50S ribosomal protein L23.

Mol	Chain	Residues	Atoms				ZeroOcc	AltConf	Trace
45	F8	95	Total	C	N	O	S	0	0
			743	482	134	126	1		

Continued on next page...

Continued from previous page...

Mol	Chain	Residues	Atoms				ZeroOcc	AltConf	Trace
45	B5	94	Total	C	N	O	0	0	0
			735	477	133	125			

- Molecule 46 is a protein called 50S ribosomal protein L24.

Mol	Chain	Residues	Atoms					ZeroOcc	AltConf	Trace
46	G8	105	Total	C	N	O	S	0	0	0
			796	513	150	128	5			
46	C5	105	Total	C	N	O	S	0	0	0
			799	513	153	128	5			

- Molecule 47 is a protein called 50S ribosomal protein L25.

Mol	Chain	Residues	Atoms					ZeroOcc	AltConf	Trace
47	H8	171	Total	C	N	O	S	0	0	0
			1373	876	247	247	3			
47	D5	132	Total	C	N	O	S	0	0	0
			1074	691	193	188	2			

- Molecule 48 is a protein called 50S ribosomal protein L27.

Mol	Chain	Residues	Atoms					ZeroOcc	AltConf	Trace
48	I8	76	Total	C	N	O	S	0	0	0
			606	376	128	101	1			
48	E5	77	Total	C	N	O	S	0	0	0
			608	375	129	103	1			

- Molecule 49 is a protein called 50S ribosomal protein L28.

Mol	Chain	Residues	Atoms					ZeroOcc	AltConf	Trace
49	J8	94	Total	C	N	O	S	0	0	0
			737	463	146	127	1			
49	F5	94	Total	C	N	O	S	0	0	0
			737	463	146	127	1			

- Molecule 50 is a protein called 50S ribosomal protein L29.

Mol	Chain	Residues	Atoms					ZeroOcc	AltConf	Trace
50	K8	68	Total	C	N	O	S	0	0	0
			568	352	115	100	1			
50	G5	68	Total	C	N	O	S	0	0	0
			568	352	115	100	1			

- Molecule 51 is a protein called 50S ribosomal protein L30.

Mol	Chain	Residues	Atoms				ZeroOcc	AltConf	Trace
51	L8	58	Total	C	N	O	0	0	0
			459	293	89	77			
51	H5	58	Total	C	N	O	0	0	0
			459	293	89	77			

- Molecule 52 is a protein called 50S ribosomal protein L31.

Mol	Chain	Residues	Atoms					ZeroOcc	AltConf	Trace
52	M8	47	Total	C	N	O	S	0	0	0
			366	234	61	66	5			

- Molecule 53 is a protein called 50S ribosomal protein L32.

Mol	Chain	Residues	Atoms					ZeroOcc	AltConf	Trace
53	N8	48	Total	C	N	O	S	0	0	0
			369	229	75	60	5			
53	J5	56	Total	C	N	O	S	0	0	0
			434	272	87	70	5			

- Molecule 54 is a protein called 50S ribosomal protein L34.

Mol	Chain	Residues	Atoms					ZeroOcc	AltConf	Trace
54	P8	47	Total	C	N	O	S	0	0	0
			401	246	99	54	2			
54	L5	47	Total	C	N	O	S	0	0	0
			401	246	99	54	2			

- Molecule 55 is a protein called 50S ribosomal protein L35.

Mol	Chain	Residues	Atoms					ZeroOcc	AltConf	Trace
55	Q8	64	Total	C	N	O	S	0	0	0
			516	331	102	81	2			
55	M5	64	Total	C	N	O	S	0	0	0
			516	331	102	81	2			

- Molecule 56 is MAGNESIUM ION (three-letter code: MG) (formula: Mg).

Mol	Chain	Residues	Atoms		ZeroOcc	AltConf
56	45	3	Total	Mg	0	0
			3	3		

Continued on next page...

Continued from previous page...

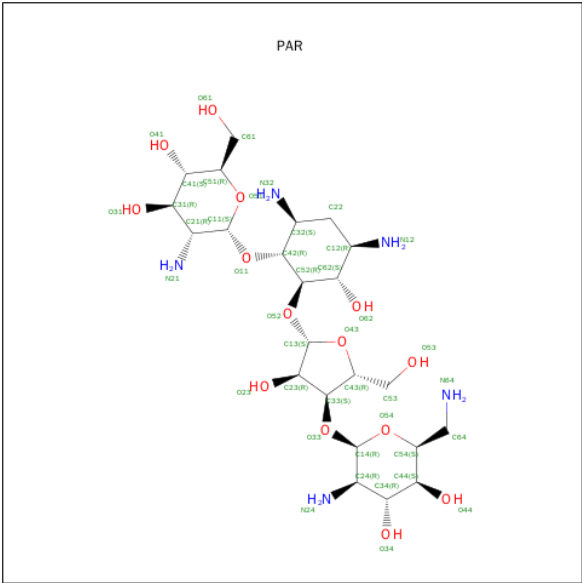
Mol	Chain	Residues	Atoms		ZeroOcc	AltConf
56	P8	1	Total 1	Mg 1	0	0
56	85	1	Total 1	Mg 1	0	0
56	C5	1	Total 1	Mg 1	0	0
56	13	131	Total 131	Mg 131	0	0
56	1J	5	Total 5	Mg 5	0	0
56	5I	1	Total 1	Mg 1	0	0
56	35	1	Total 1	Mg 1	0	0
56	16	11	Total 11	Mg 11	0	0
56	3K	1	Total 1	Mg 1	0	0
56	21	2	Total 2	Mg 2	0	0
56	2K	3	Total 3	Mg 3	0	0
56	Q8	1	Total 1	Mg 1	0	0
56	L8	1	Total 1	Mg 1	0	0
56	3I	1	Total 1	Mg 1	0	0
56	I8	3	Total 3	Mg 3	0	0
56	5E	1	Total 1	Mg 1	0	0
56	29	1	Total 1	Mg 1	0	0
56	78	1	Total 1	Mg 1	0	0
56	39	1	Total 1	Mg 1	0	0
56	1G	81	Total 81	Mg 81	0	0
56	1H	429	Total 429	Mg 429	0	0

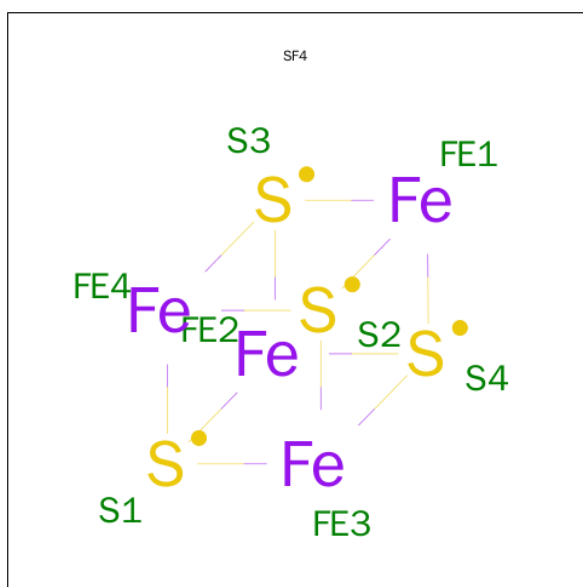
Continued on next page...

Continued from previous page...

Mol	Chain	Residues	Atoms		ZeroOcc	AltConf
56	E5	1	Total	Mg	0	0
			1	1		
56	88	2	Total	Mg	0	0
			2	2		
56	14	382	Total	Mg	0	0
			382	382		
56	3E	1	Total	Mg	0	0
			1	1		
56	4K	1	Total	Mg	0	0
			1	1		
56	1K	1	Total	Mg	0	0
			1	1		
56	41	1	Total	Mg	0	0
			1	1		
56	2L	3	Total	Mg	0	0
			3	3		

- Molecule 57 is PAROMOMYCIN (three-letter code: PAR) (formula: C₂₃H₄₅N₅O₁₄).





Mol	Chain	Residues	Atoms			ZeroOcc	AltConf
58	3E	1	Total	Fe	S	0	0
			8	4	4		
58	32	1	Total	Fe	S	0	0
			8	4	4		

- Molecule 59 is ZINC ION (three-letter code: ZN) (formula: Zn).

Mol	Chain	Residues	Atoms		ZeroOcc	AltConf
59	C5	1	Total	Zn	0	0
			1	1		
59	5A	1	Total	Zn	0	0
			1	1		
59	G8	1	Total	Zn	0	0
			1	1		
59	5I	1	Total	Zn	0	0
			1	1		

- Molecule 60 is water.

Mol	Chain	Residues	Atoms		ZeroOcc	AltConf
60	13	144	Total	O	0	0
			144	144		
60	3E	2	Total	O	0	0
			2	2		
60	1I	2	Total	O	0	0
			2	2		

Continued on next page...

Continued from previous page...

Mol	Chain	Residues	Atoms		ZeroOcc	AltConf
60	5I	2	Total 2	O 2	0	0
60	6I	1	Total 1	O 1	0	0
60	7I	1	Total 1	O 1	0	0
60	BI	1	Total 1	O 1	0	0
60	3K	1	Total 1	O 1	0	0
60	4K	3	Total 3	O 3	0	0
60	1H	540	Total 540	O 540	0	0
60	16	22	Total 22	O 22	0	0
60	11	10	Total 10	O 10	0	0
60	31	7	Total 7	O 7	0	0
60	58	2	Total 2	O 2	0	0
60	78	4	Total 4	O 4	0	0
60	98	1	Total 1	O 1	0	0
60	G8	1	Total 1	O 1	0	0
60	I8	2	Total 2	O 2	0	0
60	L8	3	Total 3	O 3	0	0
60	P8	1	Total 1	O 1	0	0
60	1G	68	Total 68	O 68	0	0
60	32	2	Total 2	O 2	0	0
60	14	367	Total 367	O 367	0	0
60	1J	12	Total 12	O 12	0	0

Continued on next page...

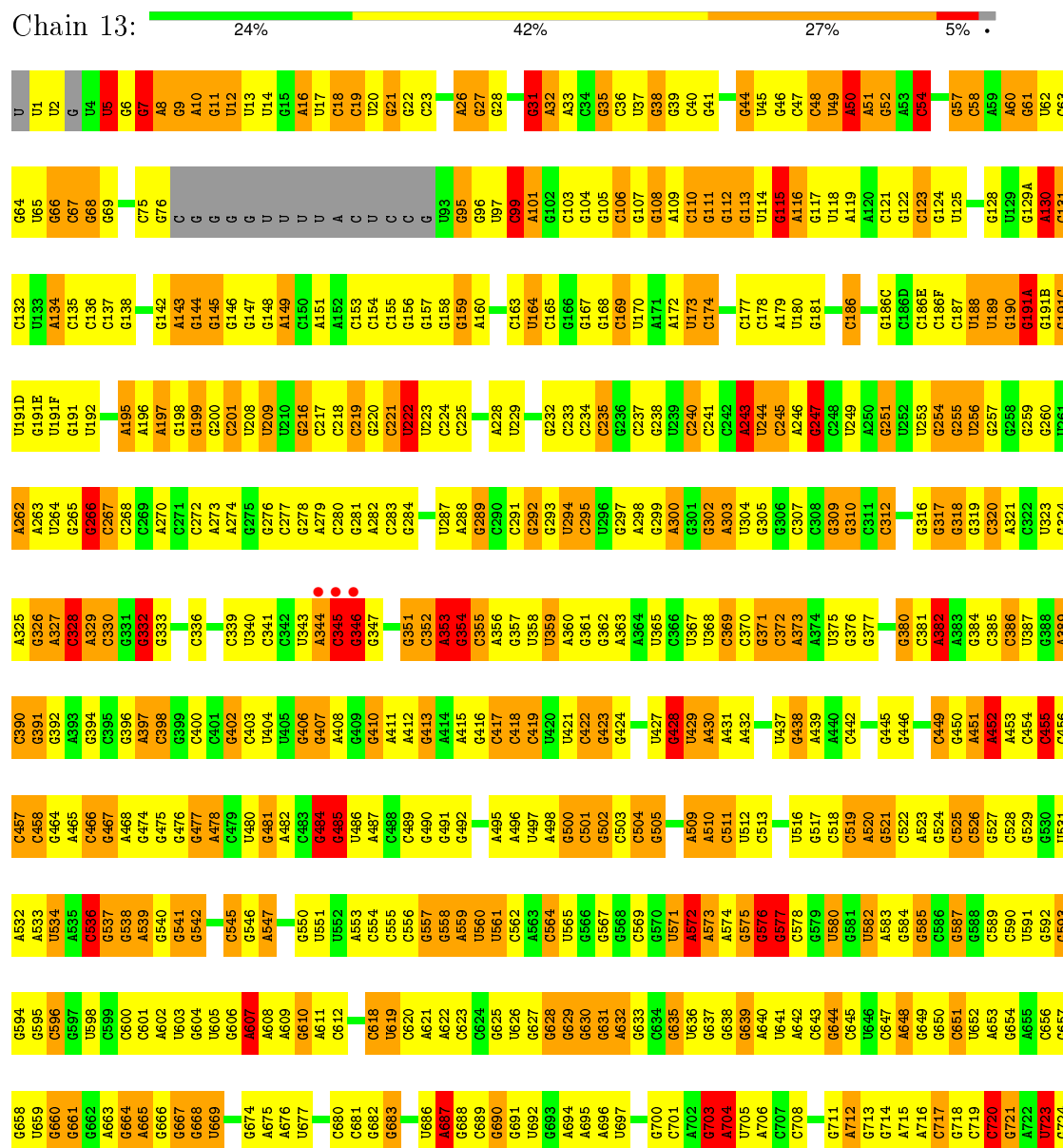
Continued from previous page...

Mol	Chain	Residues	Atoms		ZeroOcc	AltConf
60	19	8	Total 8	O 8	0	0
60	29	2	Total 2	O 2	0	0
60	39	3	Total 3	O 3	0	0
60	35	2	Total 2	O 2	0	0
60	55	2	Total 2	O 2	0	0
60	H5	1	Total 1	O 1	0	0
60	L5	1	Total 1	O 1	0	0

3 Residue-property plots

These plots are drawn for all protein, RNA and DNA chains in the entry. The first graphic for a chain summarises the proportions of errors displayed in the second graphic. The second graphic shows the sequence view annotated by issues in geometry and electron density. Residues are color-coded according to the number of geometric quality criteria for which they contain at least one outlier: green = 0, yellow = 1, orange = 2 and red = 3 or more. A red dot above a residue indicates a poor fit to the electron density ($RSRZ > 2$). Stretches of 2 or more consecutive residues without any outlier are shown as a green connector. Residues present in the sample, but not in the model, are shown in grey.

• Molecule 1: 16S rRNA

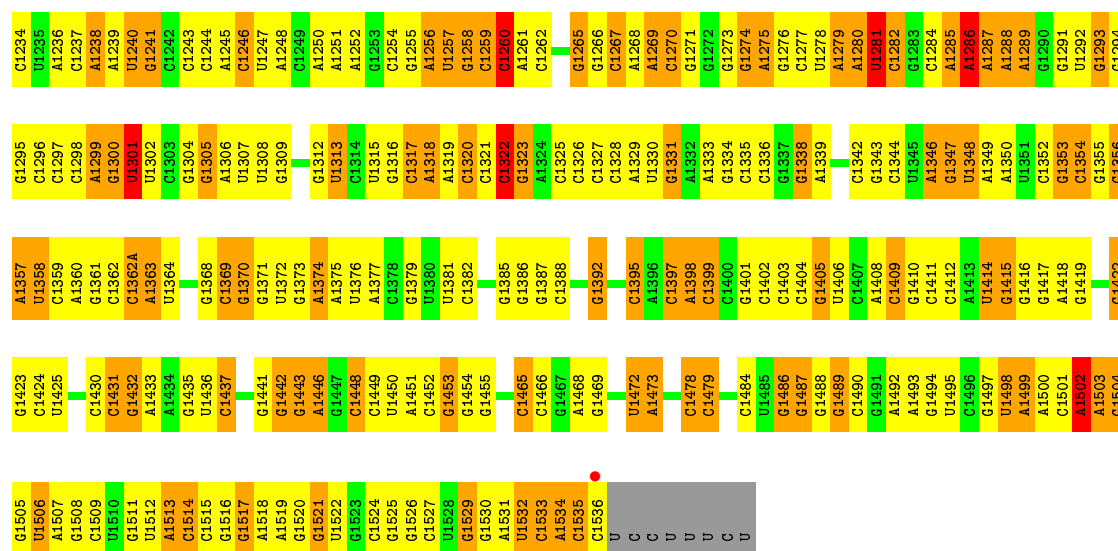


<

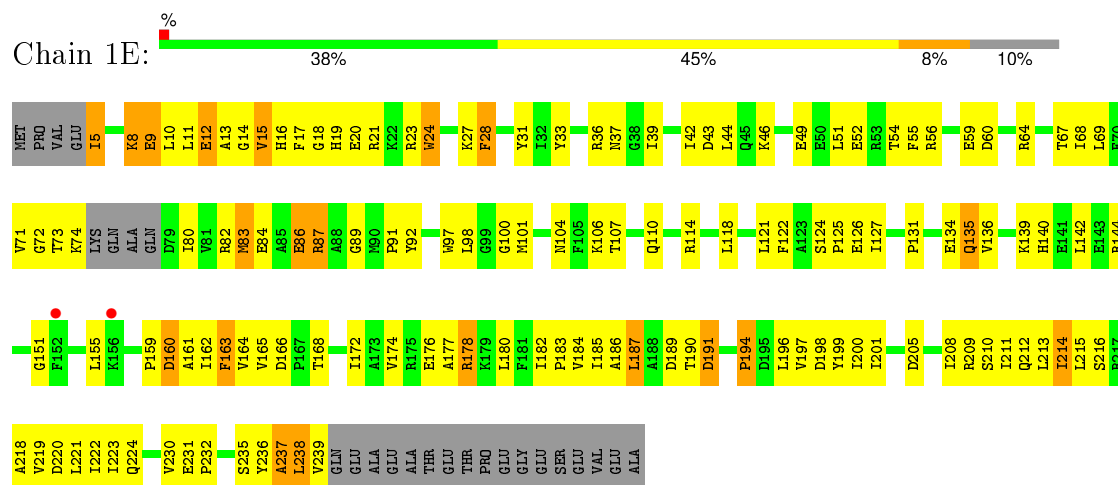
- Molecule 1: 16S rRNA

Chain 1G: 26% 47% 23% 4%

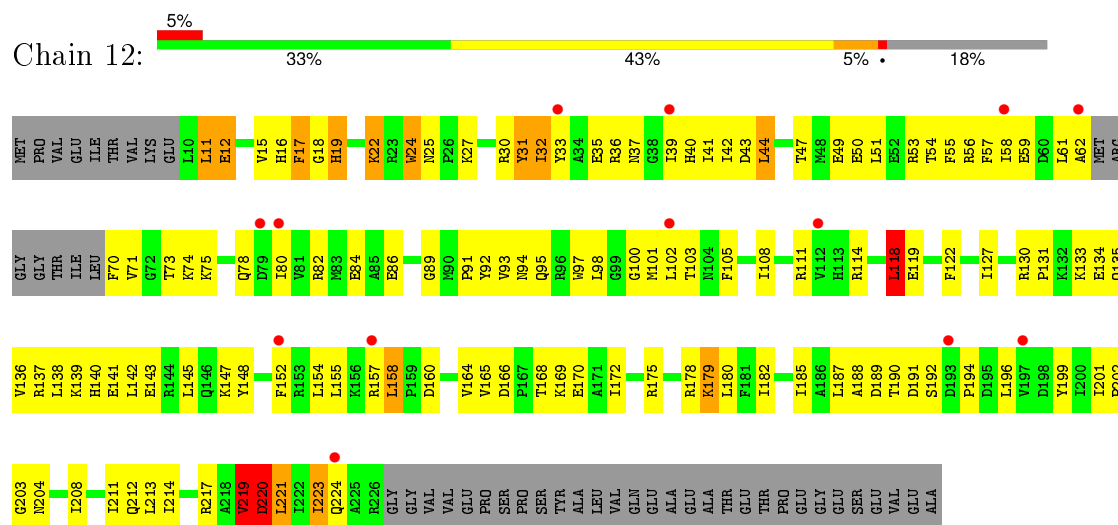
G1164	C1039	C979	A914	C948	G760	G685	G617	C556	G491	A412	C345	C269	G191E	C131
G1165	U1040	C980	A915	G853	G761	G686	C618	A559	G492	G413	G346	A270	U191F	C132
G1166	A1005	U981	G916	G854	G762	U686	U619	U569	G493	A414	G347	A271	G191	U133
	G1042	U982	G917	G855	G763	G687	U620	U560	U494	A415	G348	C272	U192	A134
G1171	C1107	A983	A918	G856	G764	G688	A621	U561	A496	G416	A349	A273	C193	
	A1044	C984	A919	C855	G765	G689	A622	C562	U497	C417	G350		C194	G137
G1177	G1045	C985	U920	C857	G766	G690	G623	A563			G351	G276	A195	
G1178	A1046	A986	U921	G858	G769	G691	G624	C564		U620	C352	G277	A196	G142
A1179	G1047	U987	G922	G859	C770	U692	G625	U565	C501	U421	A353	G278	A197	A143
G1180	C1112	A923	A924	A860	G771	G693	U626	U566	G502	C422	G354	A279	G198	G144
G1181	G1048	C986	G924	G861	U772	A694	G627	U567	G503	G423	G355	C280	G199	G145
G1182	G1050	U992	G925	G862	G773		G628	U568	C504	G424	A356	G281	G200	G146
A1183	C1051	G993	G926	G863	G774	U697	G629	U569	G505	G425		A282	C201	G147
G1184	U1082	A994	G927	A864		G698	G630	C570	G506	G426			U208	G148
	G1053	C995	G928	A865	A777	C699	G631	U571	C507	U427		U287	U209	A149
G1187	C1118	A996	G929	C866	G778		A632	A572	C508	G428		A288	U210	C150
A1188	A1055	U997	G932	G867		A704	G633	A573	C509	U429		G289	G216	
G1189	U1056	C998A	G933	G868	A782	U705	G634	A574	A510	A430		U296	C221	C155
G1190		U999	C934	G869	C783	A706	G635	A575	C511			G297	U222	G156
A1191	C1059	U999	C935	G870	C784	C707	U636	A576	U512	G433		G366	U223	G157
C1192	C1060	A1000	A935	G871	G785	C708	G637	A577	C514			A300	C224	
G1193	G1061	G1001	A936	A872	G786	G713	G638	C578		C436			C225	A161
G1194	U1062	G1002	A937	A873	A787	G714	G639	C579	C518	U437		U304	A228	C163
C1195	C1063	G1003	G939	G874	U788	G721	A640	U580	C519	G438		G305	U229	U164
U1196	G1064	A1004	C940	C875	U789	A722	U641	U581	A520	A439			G230	C165
G1197		A1005	G941	G876	A790		A642	U582					G231	G166
	A1067	C1006	G942	C877	G791	U723	G643	A583	G521	C444			G232	
G1198	G1068	C1007	G945	G878	A792	G724	G644	U584	C522	G445			G233	C169
U1199	C1069	U1073	G946	G885	G803	C732	G650	C590	C528	G446			G234	U170
A1201	G1070	C1008	A947	G886	U804	A733	C651	U591	G529	A451			G235	A171
C1202	C1071	G1009	G948	G887	C805		U652	G592	G530	A453			G236	A172
G1203			C949	G888		G730	A648	G588	C526	C449			G237	C174
U1204	U1072		G950	G889	A802	G731	G649	C589	G527	G450			U239	C175
G1207	G1077		U952	G890	G803	C732	G650	C590	C528	A451			G239	C176
			G953	G891	C805	G736	U653	G593	U531	A453			G243	C177
C1208	G1078	C1018	C954	U891	C808	A737		G594	A832	C456			U244	G178
C1209	A1080	U1019	U955	A892		C738	G658	G595	A533	C457			C245	A179
C1210	G1081	G1021	U956	C893	A815	C739	U659	C596	U534	C458			A246	U180
U1211	U1082	G1022	U957	G894	A816	U740	G660	G597	A535	G464			G247	G181
A1212	U1083	G1023	G957	G895	C817	G741	G661	U598	C536	A465			C248	U182
C1213	G1084	G1024	G958	C896	G818	G742	G662	C599	G537	G466			U249	G183
G1214	U1085	U1025	U960	C897	G819	U743	A663	C600	G538	G467			A250	G184
C1215	U1086	G1026	U961	C897	U820	C744	G664	C601	U539	A468			G251	A185
G1216	G1087	C1027		G898	U821	C745	A665	A602	G540	G474				
C1217	U1088	C1028	A964	C899	G821	G746	G666	U603	G541	G475				
C1218	G1089	A965	G966	A900	A746	G752	G667	G604	G542	G476			G254	C186A
U1219	U1090	C1028B	G966	A901	C747	G753	G668	U605	C543				G255	C186B
G1220	G1091	G1029	C967	G902	U827	C748	G669	G606	C544				U256	G186C
G1221	U1092	C1030	A968	G903	G829	C749	U669	G607	G545	U480			G257	C186D
C1222	A1093	G1031	A969	C904	G830	G750		A608	G546	G481				C186E
G1223	U1094	A1032	G970	U905	U831	U751	G673	A609	G547	A482			G260	C186F
G1224	U1095	G1032A	G971	G906	G752	G753	G674	A610	A547	C483			U261	C187
C1225	C1096	G1032B	C972	A907	U833	A753		G610		G484			A262	U188
G1226	G1097	G1033	G973	A908	G754	G755	U677	A611	G550	G485			U263	U189
A1227	C1098	G1034	A974	A909	G837	G756	U678	C612	U551	U486			G265	G190
C1228	U1098	A1035	A975	C910	G838	C756	C679	C613	U552	A487			G266	G191A
	C1100	G1036	G976	U911	U841	U757	C680	A614	A553	C488			G267	G191B
	A1101	C1037	A977	C912	C842	G758	C681	C615	C554	C489			G268	G191C
	C1163	A1102	A978	A913	U843	A759	G682	G616	C555	G490				U191D



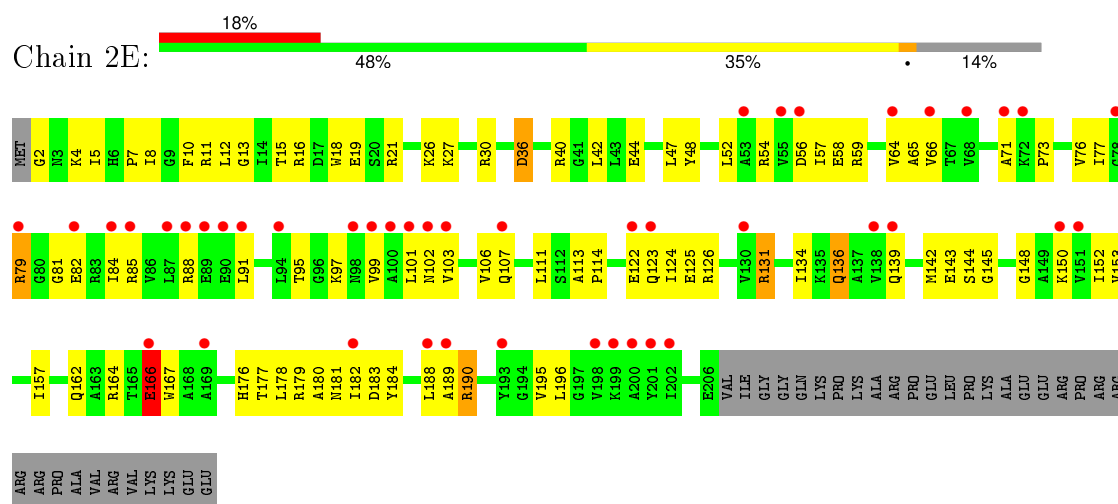
• Molecule 2: 30S ribosomal protein S2



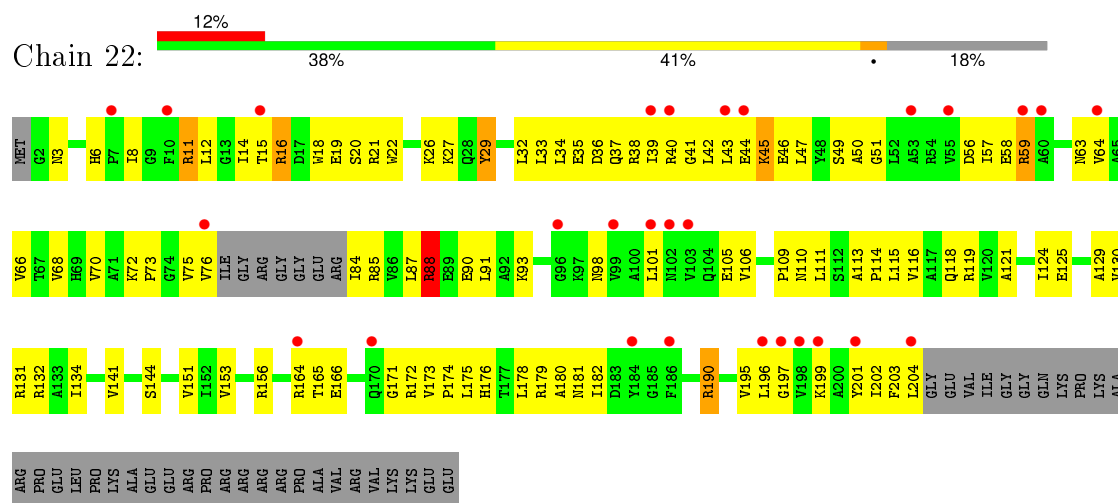
• Molecule 2: 30S ribosomal protein S2



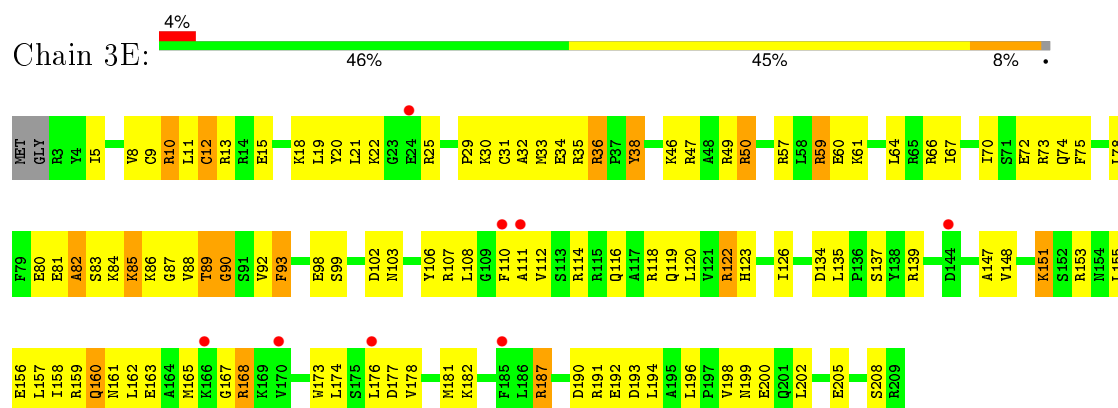
• Molecule 3: 30S ribosomal protein S3



• Molecule 3: 30S ribosomal protein S3

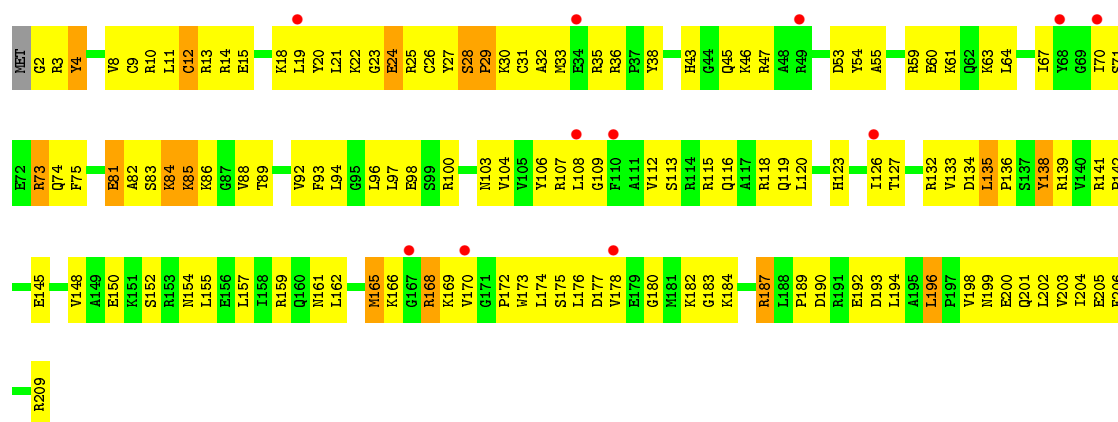


• Molecule 4: 30S ribosomal protein S4

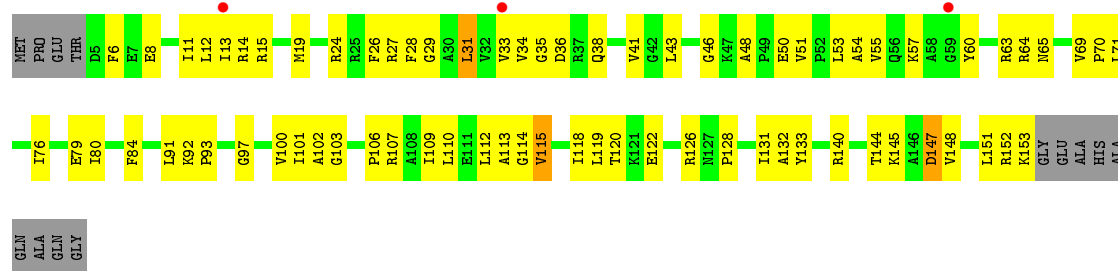


• Molecule 4: 30S ribosomal protein S4

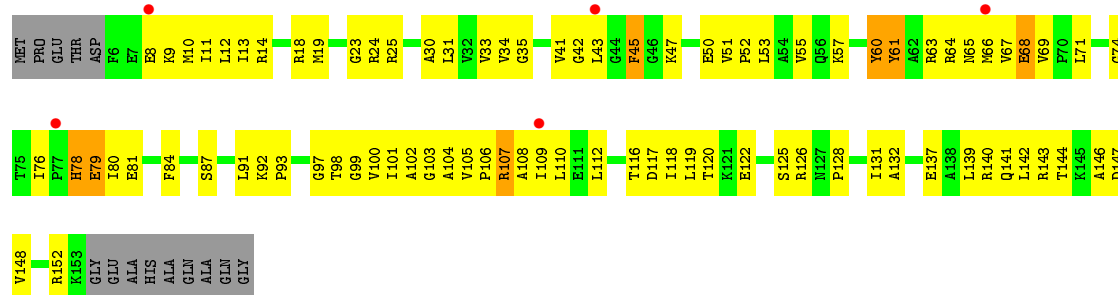




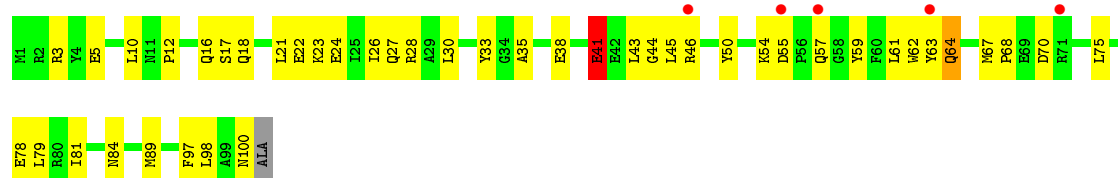
- Molecule 5: 30S ribosomal protein S5



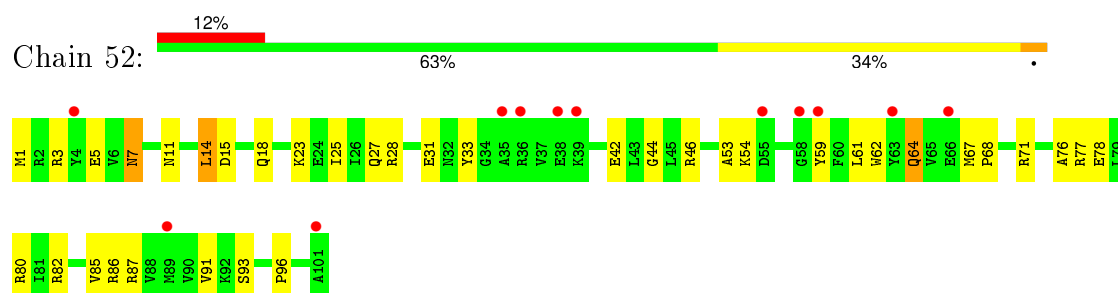
- Molecule 5: 30S ribosomal protein S5



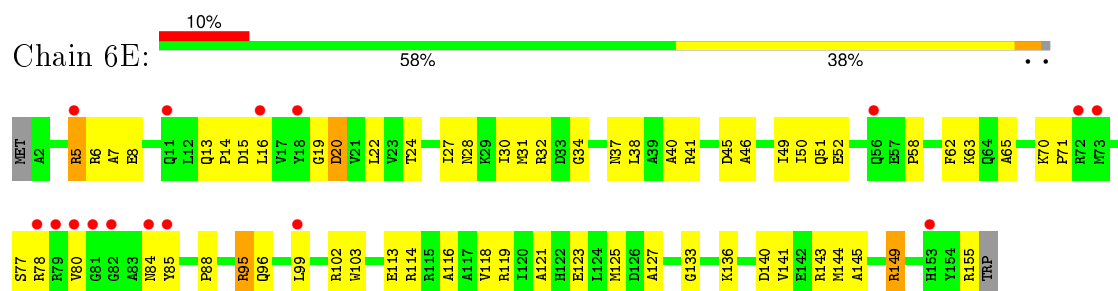
- Molecule 6: 30S ribosomal protein S6



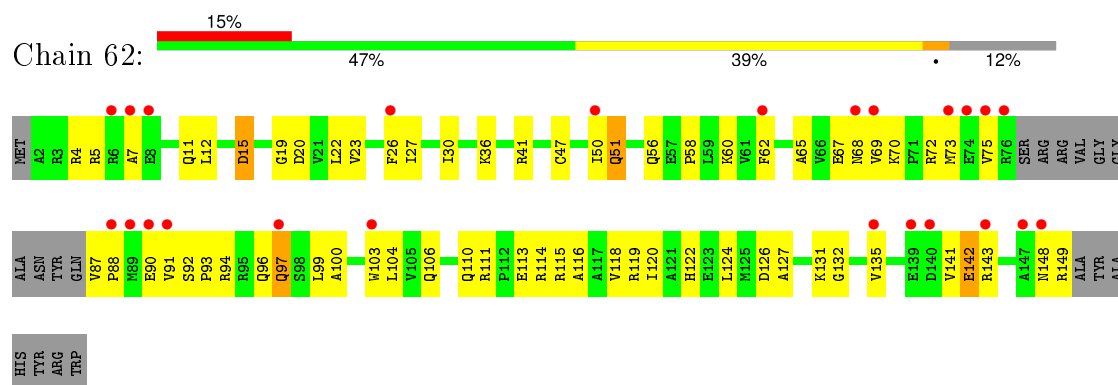
- Molecule 6: 30S ribosomal protein S6



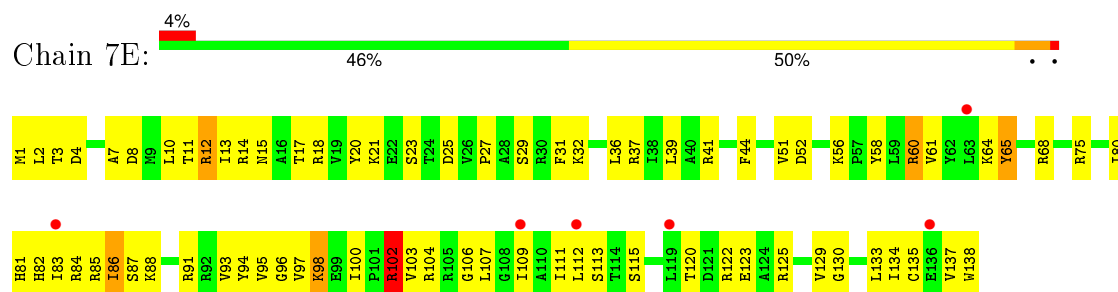
- Molecule 7: 30S ribosomal protein S7



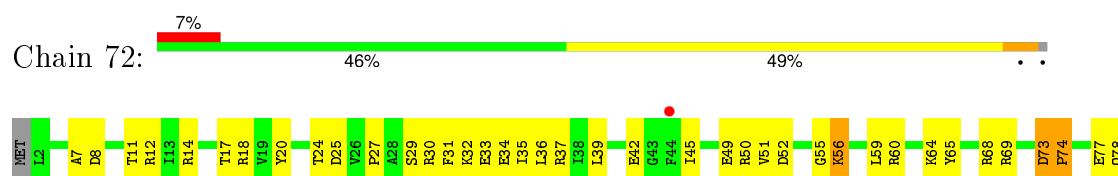
- Molecule 7: 30S ribosomal protein S7

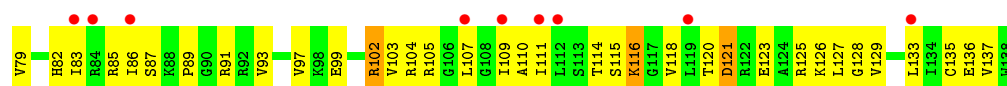


- Molecule 8: 30S ribosomal protein S8

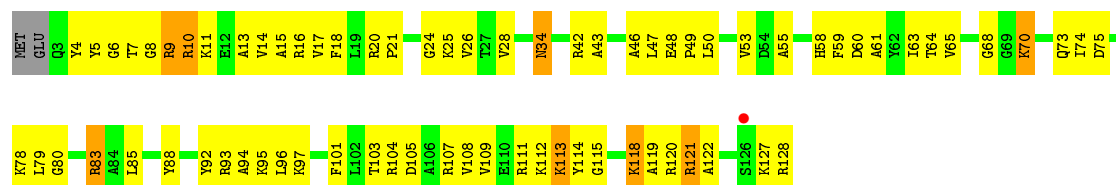
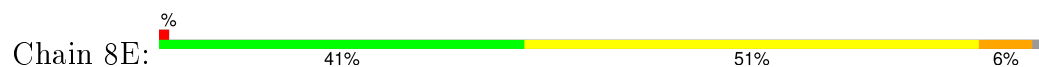


- Molecule 8: 30S ribosomal protein S8

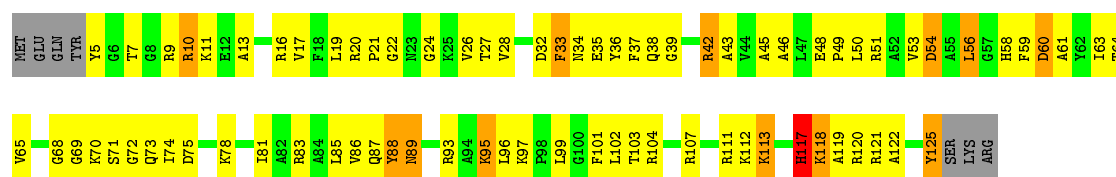




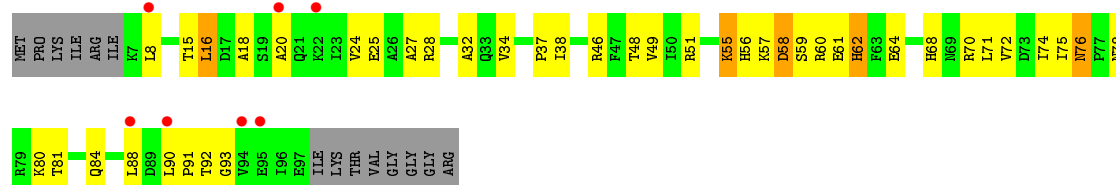
• Molecule 9: 30S ribosomal protein S9



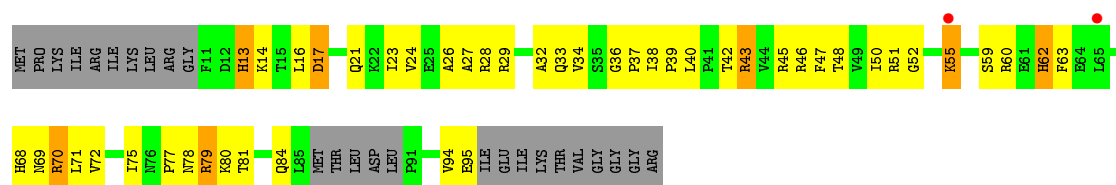
• Molecule 9: 30S ribosomal protein S9




• Molecule 10: 30S ribosomal protein S10

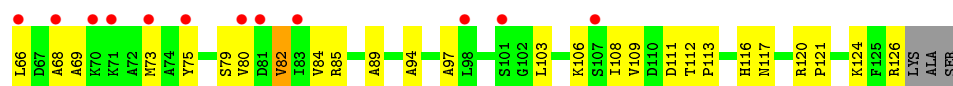


• Molecule 10: 30S ribosomal protein S10

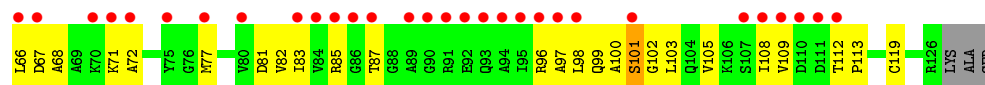
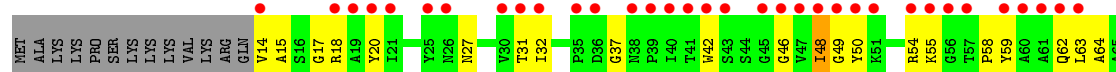


• Molecule 11: 30S ribosomal protein S11

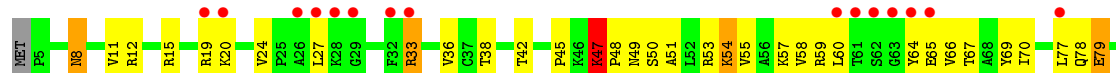




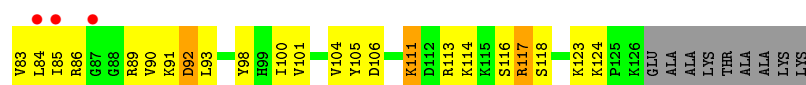
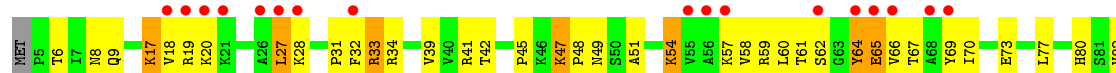
- Molecule 11: 30S ribosomal protein S11



- Molecule 12: 30S ribosomal protein S12



- Molecule 12: 30S ribosomal protein S12



- Molecule 13: 30S ribosomal protein S13




- Molecule 13: 30S ribosomal protein S13






- Molecule 14: 30S ribosomal protein S14 type Z



- Molecule 14: 30S ribosomal protein S14 type Z



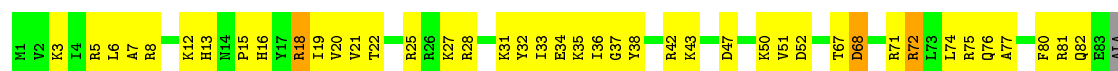
- Molecule 15: 30S ribosomal protein S15



- Molecule 15: 30S ribosomal protein S15

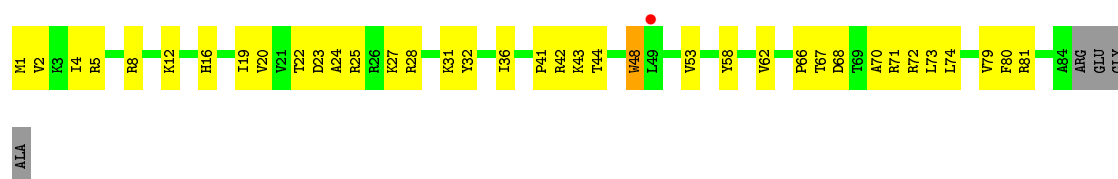


- Molecule 16: 30S ribosomal protein S16

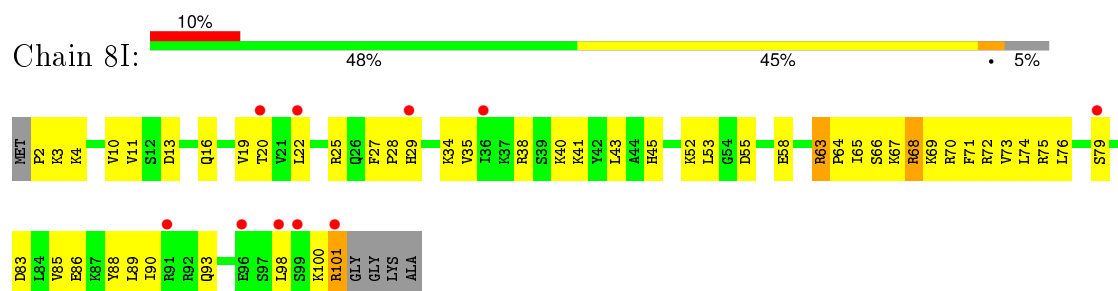


- Molecule 16: 30S ribosomal protein S16

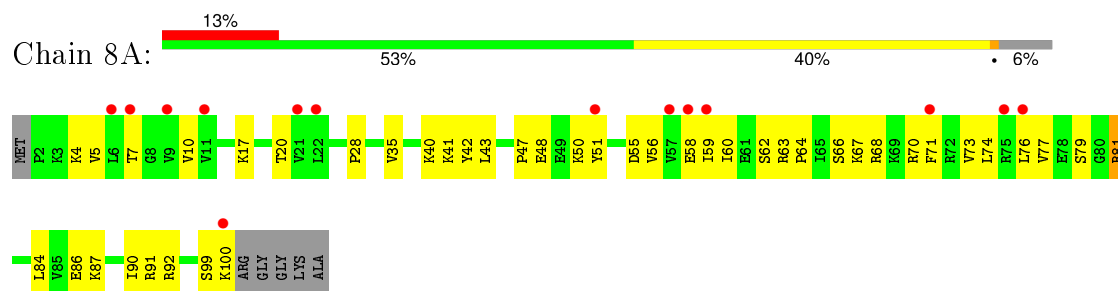




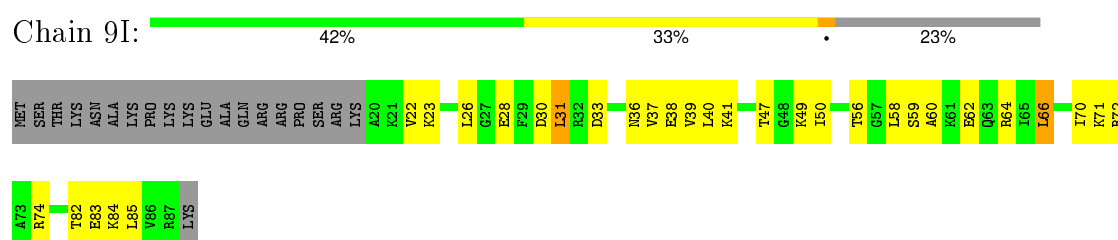
- Molecule 17: 30S ribosomal protein S17



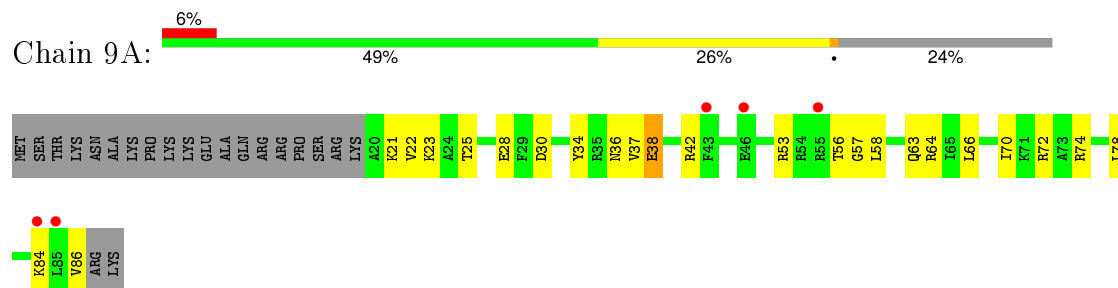
- Molecule 17: 30S ribosomal protein S17



- Molecule 18: 30S ribosomal protein S18

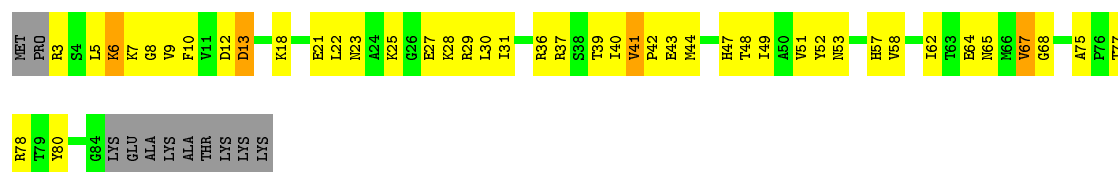


- Molecule 18: 30S ribosomal protein S18

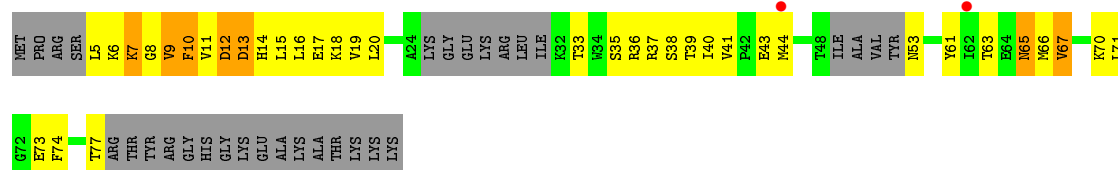
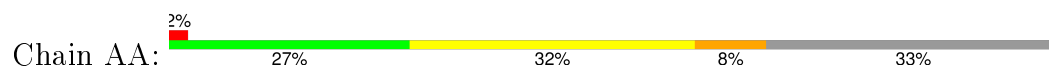


- Molecule 19: 30S ribosomal protein S19

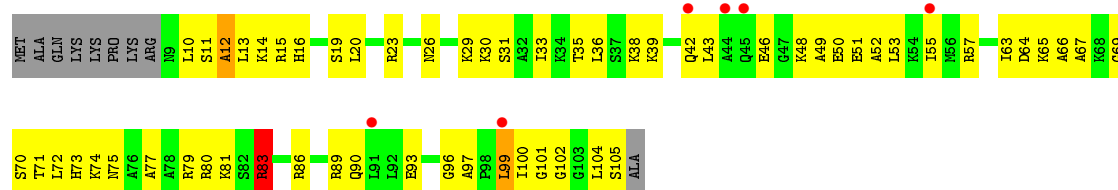




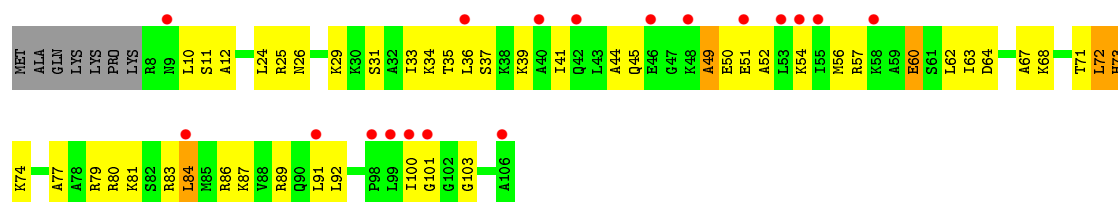
- Molecule 19: 30S ribosomal protein S19



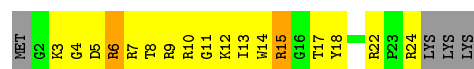
- Molecule 20: 30S ribosomal protein S20




- Molecule 20: 30S ribosomal protein S20



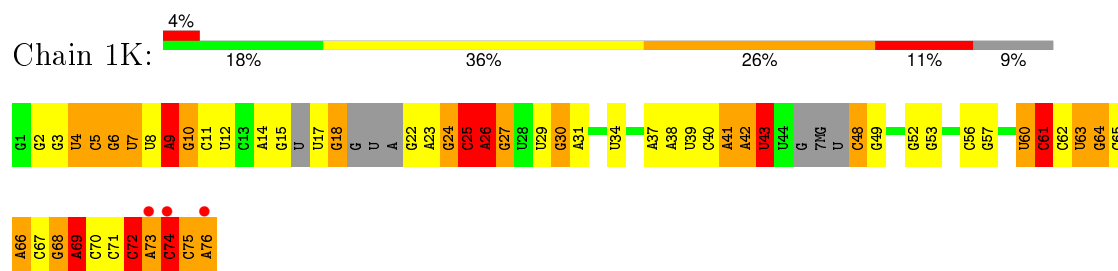
- Molecule 21: 30S ribosomal protein Thx



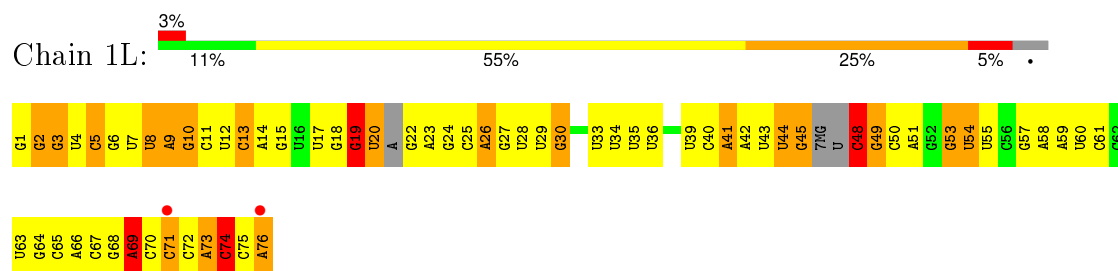
- Molecule 21: 30S ribosomal protein Thx



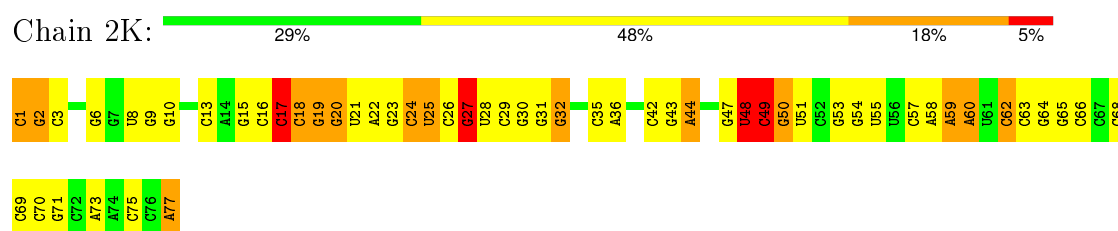
- Molecule 22: tRNA^{Lys}



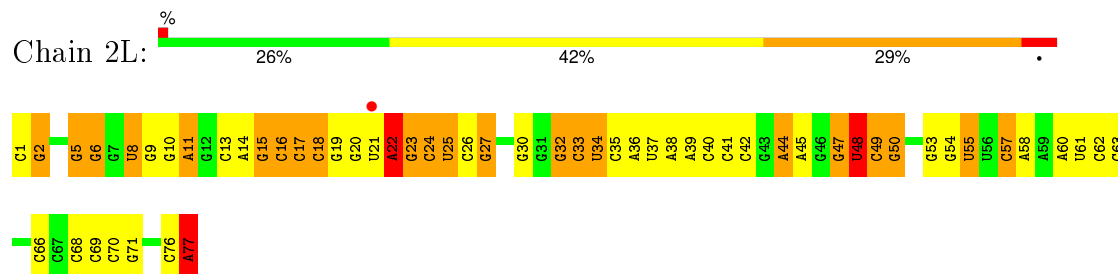
- Molecule 22: tRNA^{Lys}



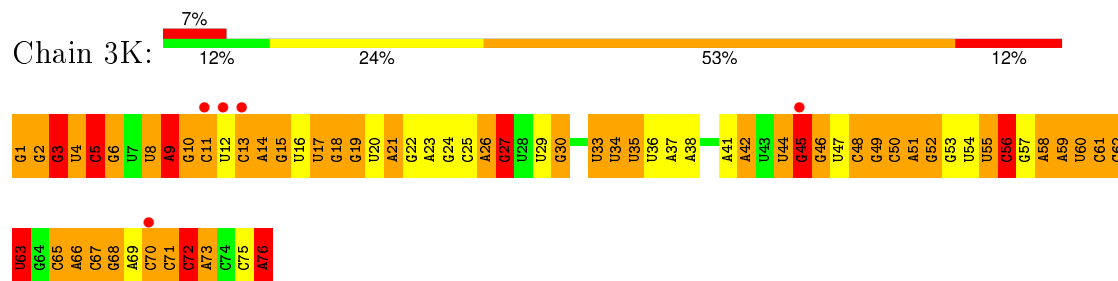
- Molecule 23: E. coli tRNA^{fMet}



- Molecule 23: E. coli tRNA^{fMet}



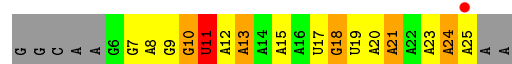
- Molecule 24: tRNA^{Lys}



- Molecule 24: tRNA^{Lys}




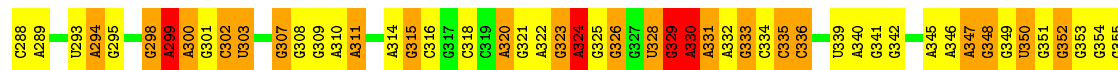

- Chain 4K: 



- Chain 4L: 15% 15% 33% . 33%



- Chain 1H:



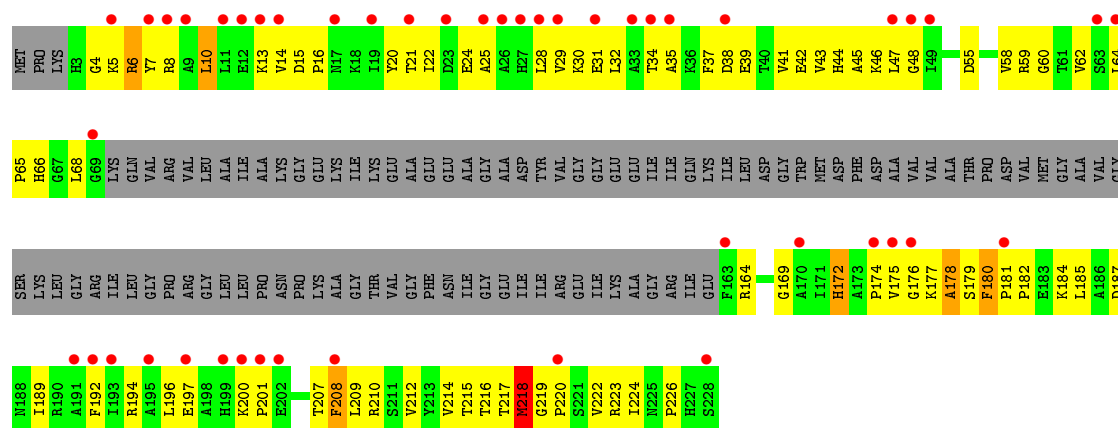
C1386	C1326	U1263	C1201	U1141	C	U1012	C950	C	U826	C766	A706	C	U608	G545	A482
C1387	C1327	G1264	C1202	U1142	C	C1013	C951	C	U827	U767	G707	G654U	A609	C546	A483
G1388	G1328	A1265	G1203	A1143	A	G1016	G952	A	U828	G768	C708	G654D	G609A	A547	C484
C1389	U1329	G1266	A1204	A1143	U	U	A953	G	A829	G769	U709	G654P	C610	A548	C485
C1390	C1330	U1267	U1205	C1144	C	U	G954	C893	G830	G770	G710	C654Q	C611	G549	C486
A1391	A1331	A1268	G1206	C1145	A	U1019	C955	C894	G831	G771	G711	C654R	G612	G550	
G1392	G1382	A1269	C1207	C1146	U	A1020	G956	U895	G832	C772	G712	G654S	U613	G551	G489
A1393	C1333	C1270	C1208	C1147	U	A1021	A957	A	U833	U773	G713	A854I	U614	G552	G491
U1394	G1334	G1271	G1209	A1148	U	G1022	U958	C897	C834	A774	U714		G615	U653	G492
A1395	U1335	A1272	A1210	C1149	A	U1023	A959	C898	A835	G775	G715		A616	G493	
C1396	A1336	U1273	U1211	G1150	A	G1024	A960	A899	A836	G776	A716		G617	G494	
U1397	G1337	A1274	G1212	C1151	A	G1025	C961	A900	C837	A777	G717		G618	G495	
C1398	G1338	A1275	A1213	G1152	G	U1026	G962	A901	C838	G778	A718		G619	G496	
C1399	G1339	A1276	A1214	C1153	A	A1027	U963	C902	U839	U779	C719		G620	G497	
U1400	U1340	G1277	G1215	G1154	U	U	G964	C903	C840	G780	C720		G621	G498	
G1401	A1341	A1278	U1155	A1155	G	G1030	C965	C904	A841	A781	C721		A621	U499	
C1402	A1342	G1279	C1222	G1156	C	G1031	G966	U905	G842	A782	G722		G622		
C1403	G1343	G1280	G1223	G1161	G	A1032	C967	G906	G843	A783	A723		G623	G500	A501
G1404	G1344	G1281	A1220	C1158	U	U1033	G968	U907	C844	A784	U724		C624	A502	
U1405	C1345	U1282	C1221	U1159	G	G1034	U969	C908	G845	G785	G725			A503	
U1406	G1346	U1283	C1222	G1160	A	U1035	C970	A909	C846	G786	G726			U566	
C1407	G1347	G1284	C1223	C1161	A	G1036	C971	A910	U847	U787	A727			A567	U504
G1408	G1348	A1286	G1224	G1162	U	G1037	G972	A911	G848	A788	G728			U568	A505
C1409	A1349	U1287	G1225	G1163	A	C1038	G973	C912	A849	A789	G729			U569	G506
U1410	C1350	U1288	G1226	G1164	G	G1039	G974	U913	C850	C790	C730			G570	A507
C1411	C1351	C1289	A1227	U1165	C	C1040	C974A	C914	U851	C791	C731			A571	
A1412	U1352	C1290	G1228	C1166	U	G1041	G975	C915	G852	G792	G732			A572	C509
G1413	A1353	C1291	G1229	U1167	C	G1042	C976	G916	G853	A793	C733			C510	C510
A1414	A1354	U1292	G1229A	G1168	U	C1043	G977	A917	G854	A794	A734			C574	U511
U1415	G1355	G1293	C1230	G1169	C	G1044	G978	A918	G855	C795	A735			A575	G512
G1416	G1356	G1296	G1231	G1170	U	A1045	G979	G919	C856	C796	C736			U576	A513
C1417	U1357	C1297	U1234	G1171	U	A1046		G920	C857	C797	C737			G577	A514
G1418	G1358	C1298	G1235	G1173	G1106	G1047	C982	G921	U858	G798	C738			A578	A515
A1419	A1359	U1299	G1236	U1175	G1107	G1048	A983	U922	U859	G799	G739			C516	
U1420	A1360	U1300	G1236	U1175	U1108	A1049	A984	C923	U860	A800	U740			C517	C517
G1421	G1361	A1301	A1237	G1176	C1109	C1049		C924	A861	G801	G741			C580	C581
C1422	C1362	A1302	G1238	A1177	G1110	A1050		C925	G862	A802	G742			C581	G518
G1423	C1363	G1303	G1239	C1178	A1111	G1051	A988	A926	A863	U803	G743			G582	U519
G1424	G1364	C1304	A1240	C1179	G1112	C1052	A989	G928	G864	A804	G744			G583	G520
G1425	A1365	C1305	U1241	C1181	U1113	C1053	A990	G929	C865	G805	G745				
G1426	A1366	C1306		C1181	G1114	A		U930	A866	C806	A746			A586	G522
A1427	A1367	A1307	G1244	A1182	G1115	G	C991	C931	C867	U807	U747			U588	U524
G1428	G1368	A1308	G1245	G1183	G1120	U	C992	G932	U868	G648	G748			C589	U525
G1429	G1369	G1309	A1246	G1184	C1121	A	C993	G933	G869	G649	C850			A526	
C1430	C1370	G1310	A1247	C1185	G1122	G	C994	G934	G868	G650	C851			C591	C527
U1431	G1371	G1311	G1248	G1186	C1123	U	C995	C935	U870	U810	A750			G592	A528
C1432	U1372	U1312	U1249	G1187	C1124	U	A996	C936	U871	U811	A751			C593	A529
A1433	A1373	U1313	G1250	U1188	G1125	G	G997	C937	A872	C812	A752			U594	G530
G1434	G1374	C1314	C1251	A1189	G1126	G	C998	U937	G873	U813	C753			C595	C531
G1435	C1375	C1315	G1252	G1190	A1127	U	U999	G938		C814	C754			G596	A532
U1436	C1376	U1316	A1253	G1191	C1127	C	A1000	G939	U877	C815	C755			U597	G533
G1437	G1377	A1317	A1254	G1192	A1128	U	A1001	G940	A878	C816	C756			G598	U534
A1438	A1378	C1318	U1255	G1193	A1129	U	G1002	A941	G879	C817	U757			G599	C535
G1439	A1379	G1319	G1256	A1194	U1130	A	G1003	G942	C880	C758	C758			G600	A536
C1440	G1380	C1320	C1257	G1195	C1135	A	U1004	G943	G881	A819	G759			C601	C537
G1441	G1381	A1321	G1258	C1196	G1136	A	C1005	G944	G882	A820	G760			G602	G540
G1442	G1382	A1322	G1259	G1197	G1137	G	C1006	A945	G	A821	A761			G603	G541
G1443	C1383	U1323	G1260	U1198	G1138	C	A1009	G946	C	U822	U762			G604	C541
G1444	A1384	G1324	C1261	U1199	G1139	A	A1010	G947	C	G823	A764			U606	C542
A1444A	G1385	G1325	A1262	C1200	C1140	G	G1011	C949	A	C825	G765			U607	U544



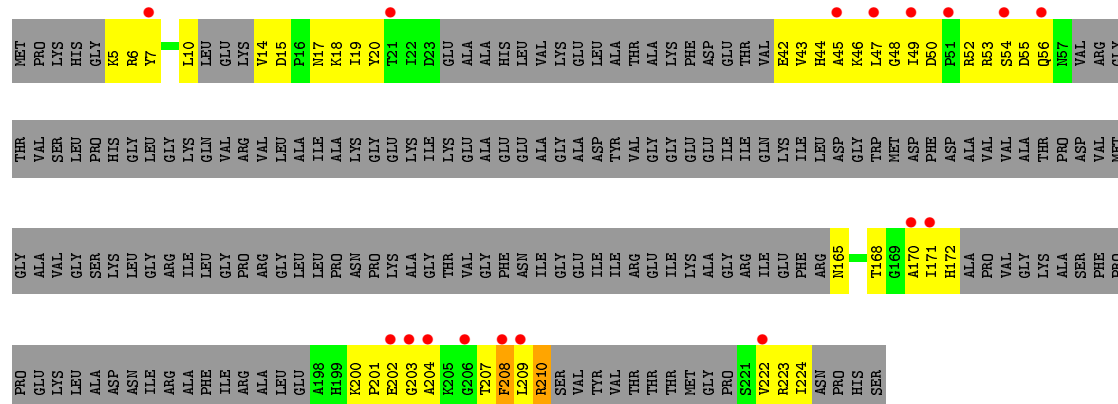




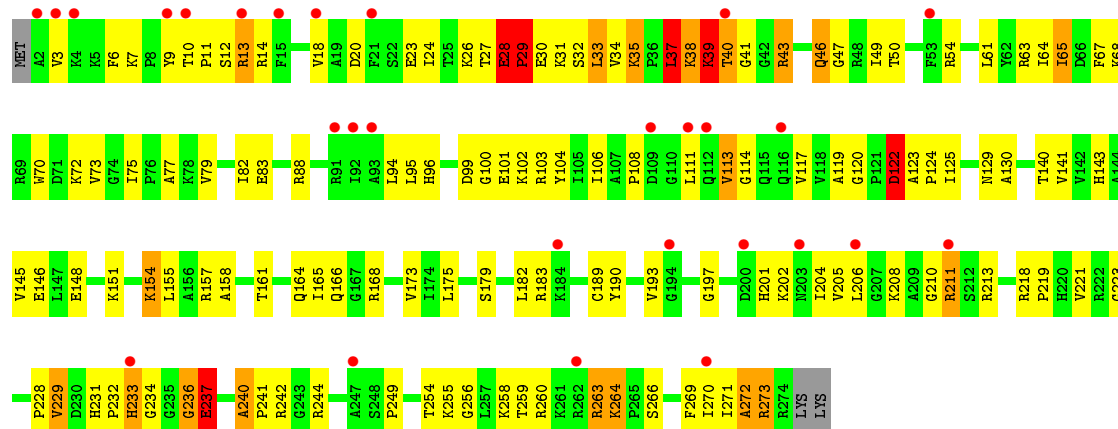
G2384	C2384	U2189	C2128	C2066	A2005	A1936	G1863	C1795	G1717	C1648	C1589	G1524	U1454	A1392
C2385	G2190	G2190	C2129	G2067	C2006	A1937	U1864	U1796	G1718	G1649	U1590	G1525	G1455	A1393
C2386	G2191	G2191	U2130	U2068	C2007	A1938	G1869	C1797	G1725	G1653	C1591	G1526	G1456	U1394
U2387	G2192	G2192	G2131	G2069	C2008	U1939	C1870	U1798	G1726	G1654	C1592	G1527	G1459	A1395
A2388	G2193	G2193	U2132	G2070	G2009	U1940	A1871	G1799	U1727	A1655	G1594	A1528	G1461	U1397
G2389	G2194	G2194	G2133	A2071	G2010	U1941	A1872	C1801	G1728	C1656	G1595	C1528	G1462	G1398
U2390	C2195	C2195	A2134	G2072	U2011	U1942	G1878	G1801	A1729	C1657	G1596	C1532	C1463	C1399
G2391	G2231	G2231	A2135	G2073	G2012	U1943	C1879	A1802	U1730	C1658	A1597	C1533	C1464	G1400
A2392	U2197	U2197	C2136	U2074	A2013	U1944	G1883	A1803	G1731	C1659	G1598	U1535	C1465	G1401
C2393	A2198	A2198	C2137	U2075	A2014	U1945	A1884	U1804	A1732	U1659	C1599	U1536	G1466	C1402
C2394	A2199	A2199	C2138	U2076	A2015	U1946	A1885	U1805	G1733	C1660	C1598	U1537	G1467	C1403
C2395			C2139	A2077	U2016	G1947	A1886	G1806	G1734	G1661	G1600	G1538	C1468	C1404
G2396	U2208	U2208	C2140	U2078	U2017	U1948	C1886	G1807	G1735	C1662	G1601	G1539	U1469	U1405
	G2209	G2209	G2141	U2079	G2018	G1949	C1887	U1808	C1741	C1663	U1602	G1540	G1470	U1406
U2401	G2210	G2210	C2142	C2080	A2019	U1950	A1888	A1809	G1742	A1664	A1603	U1541	A1471	C1407
C2402	G2211	G2211	C2081	G2082	A2020	U1951	A1889	A1810	G1743	C1665	C1604	G1542	C1408	G1409
C2403	A2212	A2212	C2145	U2083	C2021	A1952	A1890	G1811	G1746	G1666	C1605	G1543	C1409	G1410
C2404	G2215	G2215	G2147	G2084	U2022	A1953	A1891	A1812		G1667	C1606	C1544	C1474	G1411
G2405	G2216	G2216	G2148	C2085	G2024	U1955	C1892	G1813	C1751	A1668	C1607	C1545	C1475	G1412
U2406	G2217	G2217	G2149	U2086	C2025	U1956	C1893	G1814	C1752	A1669	A1608	A1545	C1476	G1413
			C2142	C2087	C2026		C1894	G1815	C1753	C1670	A1609	C1549	G1477	
U2407	G2218	G2218	C2146	G2088	C2027	A1960	C1895	G1816	C1754	U1671	C1611	C1550	G1478	G1416
C2408	A2225	A2225	C2147	U2089	G2027	U1961	C1896	G1817	A1755	C1672	A1610	G1551	G1479	C1417
U2409	C2226	C2226	G2152	G2090	U2028	C1962	G1897	U1818	G1756	U1673	C1612	G1552	U1480	G1418
	G2227	G2227	G2153	U2091	A2030	U1963	C1898	A1819	U1757	G1674	G1613	G1553	U1482	G1419
C2413	G2228	G2228	G2154	U2092	A2031	U1964	C1899	U1820	G1758	C1675	A1614	C1554	G1483	G1410
G2414	U2229	U2229	C2155	G2093	C2032	U1965	A1900	A1821	A1759	A1676	C1615	C1555	G1484	U1419
G2415	G2230	G2230	G2156	G2094	A2033	U1966	A1901	G1822	A1760	A1677	A1616	G1556	U1420	U1420
C2416	C2231	C2231	C2157	C2095	U2034	C1967	G1902	G1823	G1761	C1678	C1617	C1557	A1486	G1421
C2417	U2232	U2232	A2158	U2096	G2035	U1968	G1903	G1824	A1762	U1679	A1618	C1558	G1487	G1422
A2418	G2233	G2233	G2159	C2097	C2036	U1969	G1904	A1825	G1763	G1680	G1619	G1559	U1488	G1423
U2419	G2234	G2234	C2160	C2098	C2037	A1970	C1905	G1826	G1764	U1681	G1620	G1560	U1489	G1424
C2420	G2235	G2235	C2161	U2099	G2038	A1971	G1906	G1827	C1765	G1682	U1621	G1561	A1490	G1425
G2421			C2162	G2100	C2039	U1972	C1907	G1828		C1683	G1622	G1562	C1493	G1426
U2423	G2238	G2238	C2163	G2101		U1973	C1908	G1829	G1769	C1684	G1623	G1563		G1427
C2424	G2239	G2239	G2164		A2042	U1974	C1909	G1830	G1770	C1685	G1624	G1564	C1496	G1428
A2425	A2241	A2241	G2165	G2104	C2043	U1975	G1910	G1831	G1771	C1686	C1625	G1565	G1500	C1430
A2426	G2242	G2242	G2166	C2105	C2044	U1976	A1913	U1834	G1772	U1687	G1626	G1566	U1431	U1431
C2427	U2243	U2243	U2167	C2106	C2045	U1977	C1914	G1835	A1773	U1688	G1627	A1567	C1432	C1432
G2428	U2244	U2244	A	C2107	G2046	U1978	U1915	C1836	U1775	A1689	G1628	G1568	C1504	U1433
C2429	U2245	U2245	G2170	C2108	U2047	U1979	A1916	U1837	G1776	C1690	G1630	A1569	C1505	A1434
A2430	G2246	G2246	A2171	U2109	G2048	U1980	U1917	G1839	U1777	U1693	C1630A	A1570	C1506	A1434
U2431	U2247	U2247	U2172	G2110	C2049		A1918	U1840	U1778	A1694	A1631	A1571	A1507	G1435
A2432	C2248	C2248	A2173	C2111	C2050	C1983	A1919	G1845	U1779	G1695	A1632	A1572	A1508	G1436
A2433	U2249	U2249	C2174	G	A2051	G1984	C1920	G1846	A1780	C1696	G1633	G1573	C1509	C1444A
A2434	G2250	G2250	C2175	U2113	G2052	U1985	G1921	A1847	C1781	G1697	A1634	C1574	C1510	C1445
A2435	G2251	G2251	A2176	A2114	G2053	G1986	G1922		C1782	A1698	G1635	C1575	G1516	C1446
U2437	G2252	G2252	C2177	G2115	A2054	G1989	U1923	G1850	G1783	G1699	G1636	U1576	G1517	G1447
G2438	C2253	C2253	C2178	G2116	C2055	C1990	C1924	U1851	A1784	A1700	A1637	C1577	C1513	G1448
	U2254	U2254	C2179	A2117	G2056	U1991	C1925	G1852	A1785	G1701	C1638	U1578	U1514	G1449
A2439	G2255	G2255	U2180	U2118	A2057	U1992	C1926	C1853	A1786	C1702	U1639	U1579	C1515	C1449A
C2440	G2256	G2256	G2181		A2058	U1993	U1927	A1854	A1787	G1703	C1640	A1580	C1516	C1445
C2441	U2257	U2257	C2182	G2121	A2059	C1994	A1928		C1788	G1704	A1641	G1517	G1517	C1446
C2442	G2258	G2258	C2183	U2122	A2060	G1989	G1929	G1857	A1789	G1705	G1642	C1582	C1518	G1448
C2443	U2259	U2259	G2184	G2123	G2061	C1990	G1930	G1858	C1790		G1643	A1583	G1519	G1449
G2444	C2260	C2260	C2185	G2124	A2062	G2000	U1931	A1859	A1791	U1709	C1644	C1585	U1520	G1449A
G2445	G2261	G2261	G2186	G2125	C2063	G2001	A1932	G1860	G1792	C1710	G1645	A1586	G1521	G1449A
C2446	U2262	U2262	G2187	C2064	C2064	G2002		G1861	C1793		C1646	C1587	C1450	C1451
G2447	C2263	C2263	C2188	G2127	C2065		G1935	G1862	U1794	U1716	G1647	C1588	U1523	A1453



• Molecule 28: 50S ribosomal protein L1

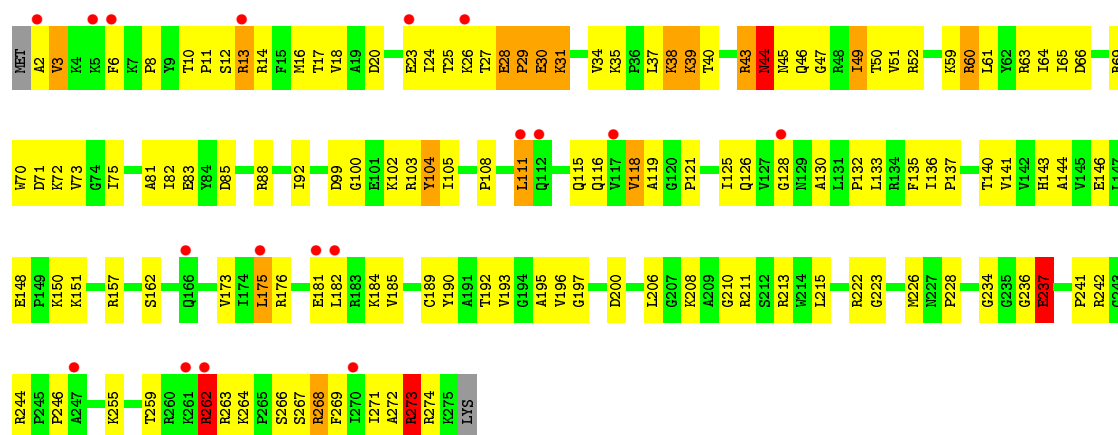


• Molecule 29: 50S ribosomal protein L2

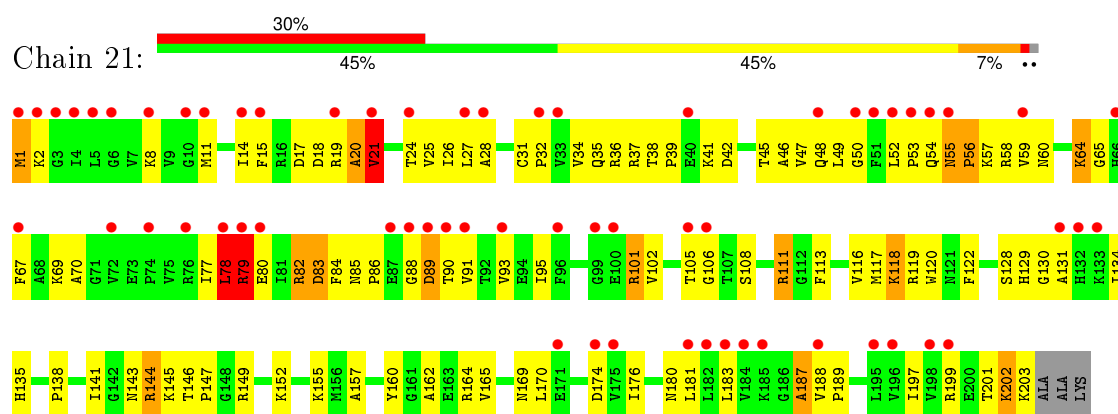


• Molecule 29: 50S ribosomal protein L2

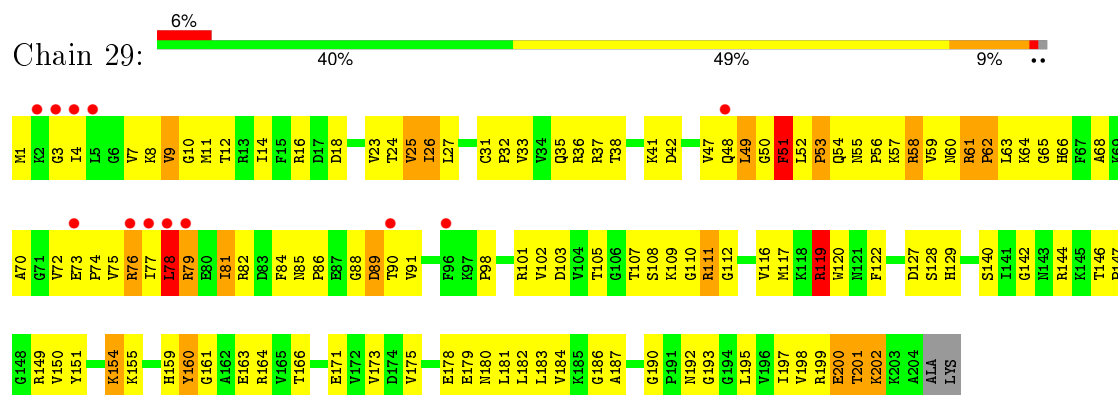




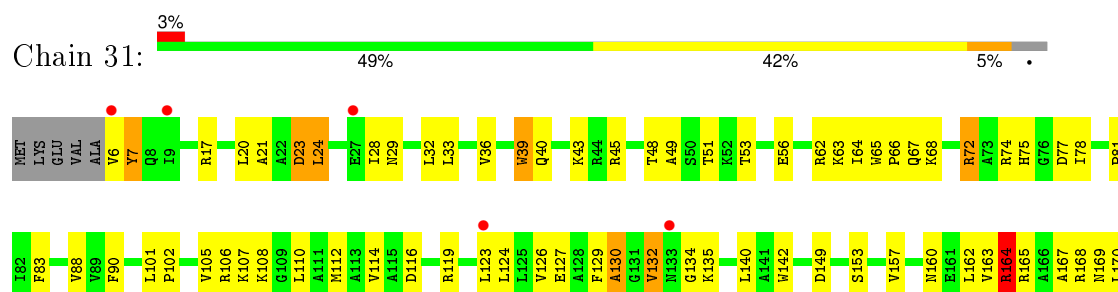
• Molecule 30: 50S ribosomal protein L3




• Molecule 30: 50S ribosomal protein L3

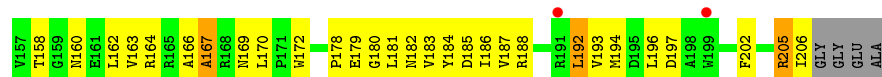
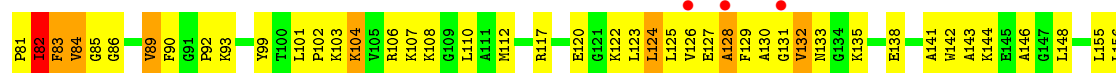
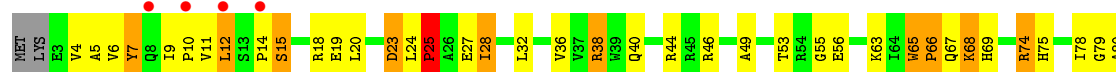
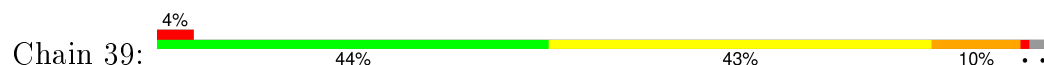


• Molecule 31: 50S ribosomal protein L4

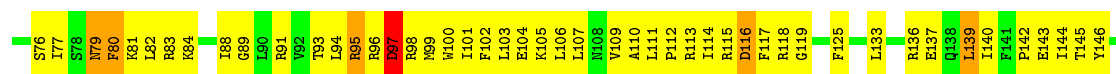
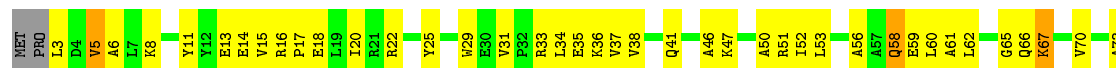





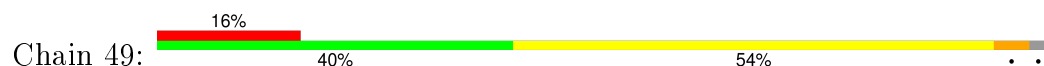
• Molecule 31: 50S ribosomal protein L4



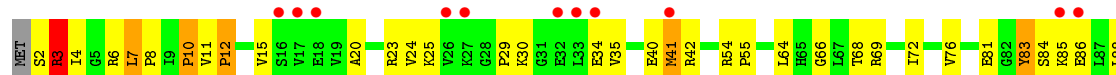
• Molecule 32: 50S ribosomal protein L5




• Molecule 32: 50S ribosomal protein L5




• Molecule 33: 50S ribosomal protein L6

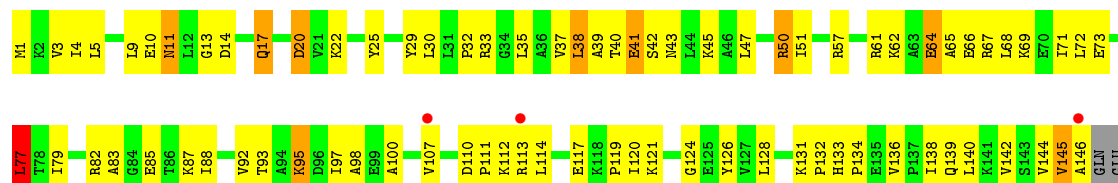




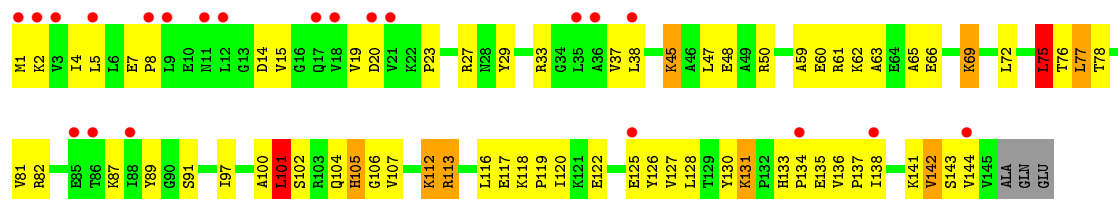
- Molecule 33: 50S ribosomal protein L6



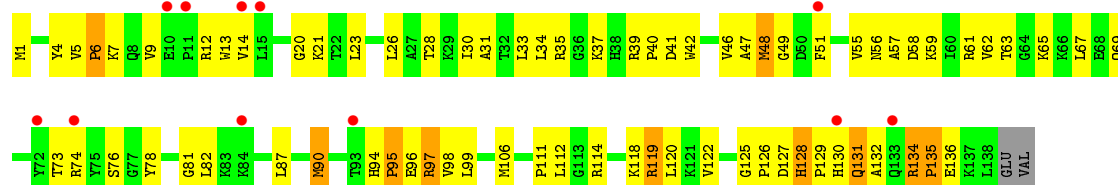
- Molecule 34: 50S ribosomal protein L9



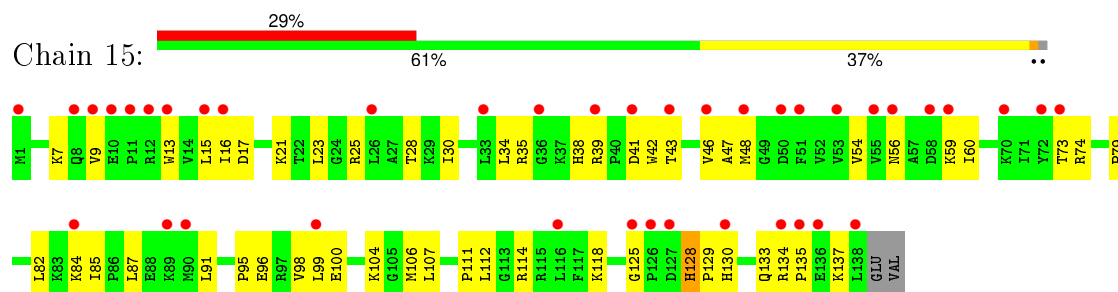
- Molecule 34: 50S ribosomal protein L9



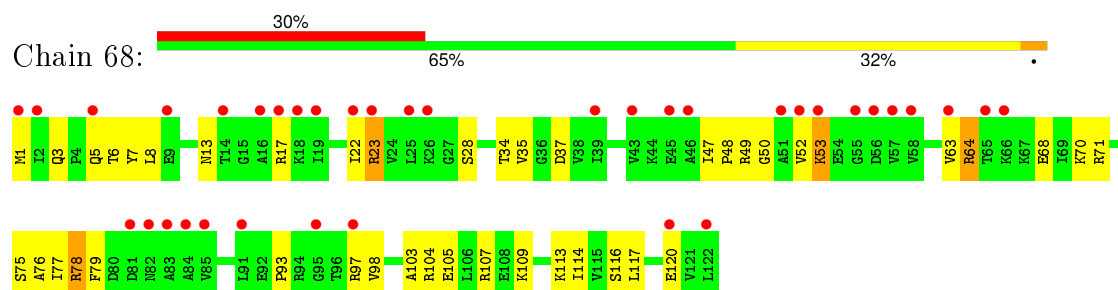
- Molecule 35: 50S ribosomal protein L13



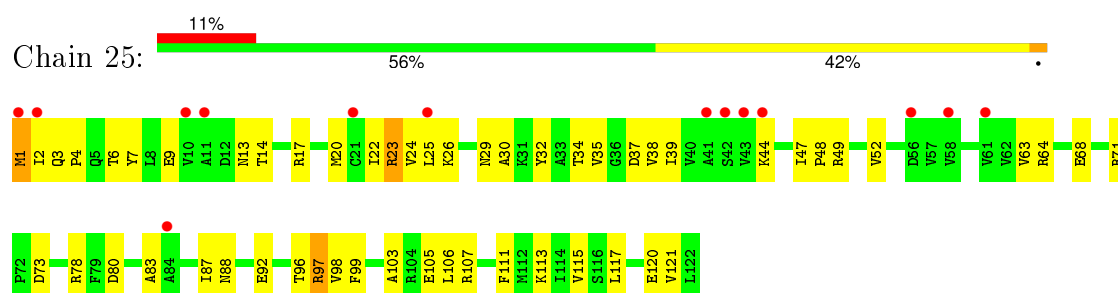
- Molecule 35: 50S ribosomal protein L13



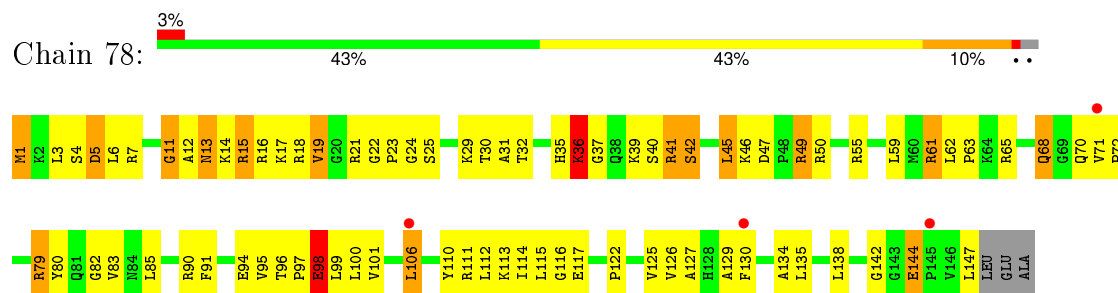
- Molecule 36: 50S ribosomal protein L14



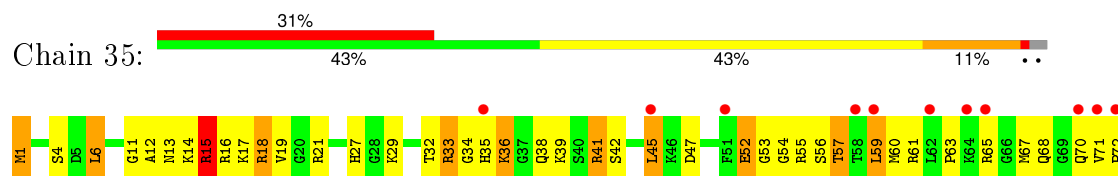
- Molecule 36: 50S ribosomal protein L14

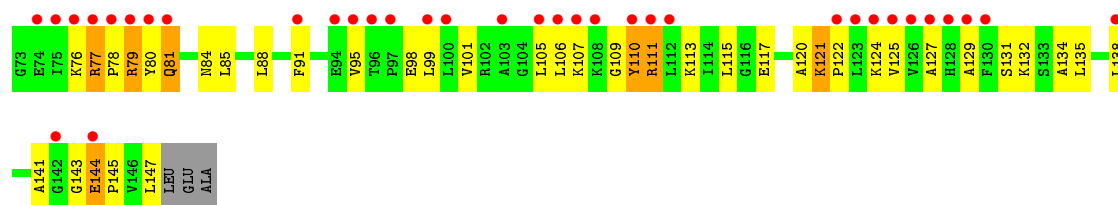


- Molecule 37: 50S ribosomal protein L15



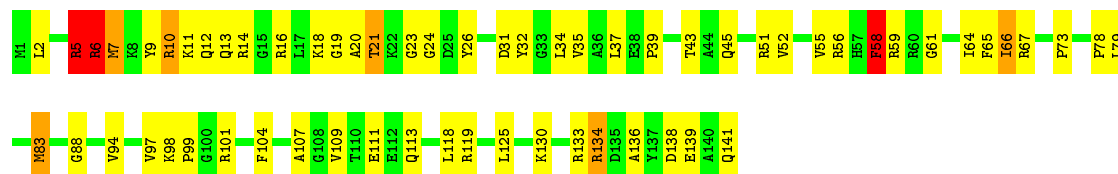
- Molecule 37: 50S ribosomal protein L15





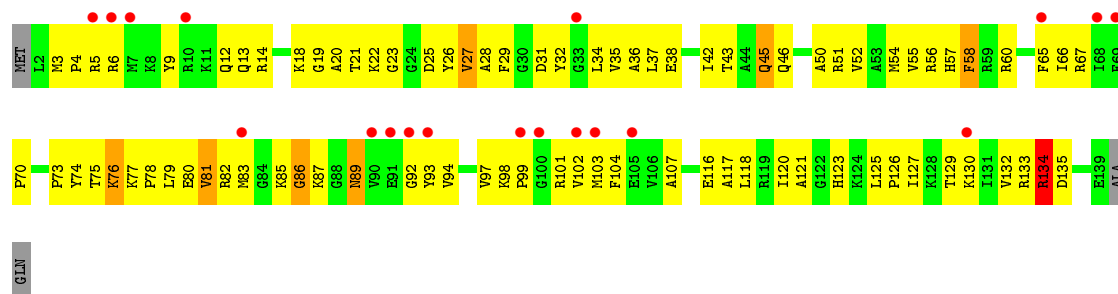
• Molecule 38: 50S ribosomal protein L16

Chain 88: 56% 38%



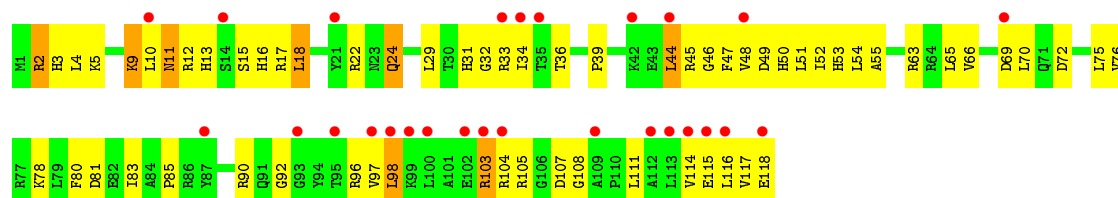
• Molecule 38: 50S ribosomal protein L16

Chain 45: 13% 38% 54% 5%



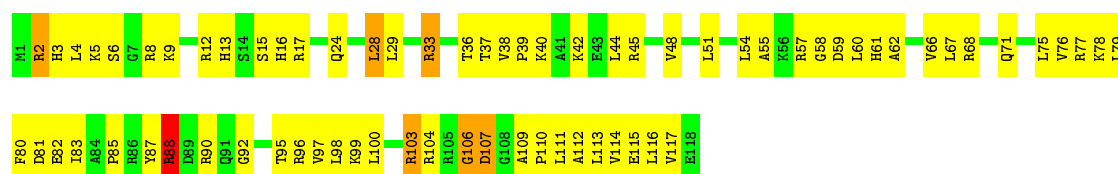
• Molecule 39: 50S ribosomal protein L17

Chain 98: 23% 47% 47% 7%

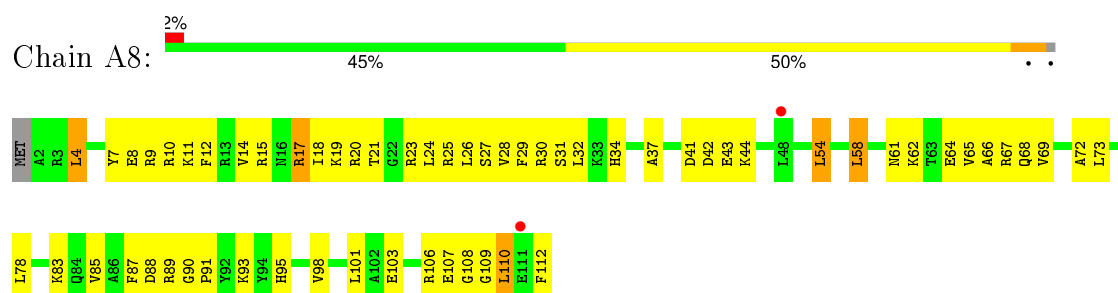


• Molecule 39: 50S ribosomal protein L17

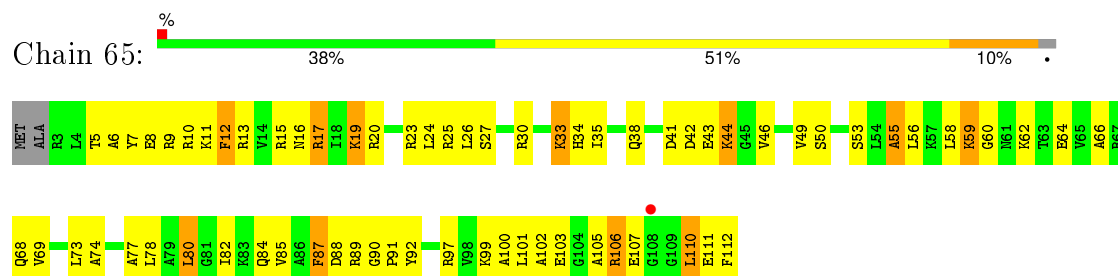
Chain 55: 40% 54% 5%



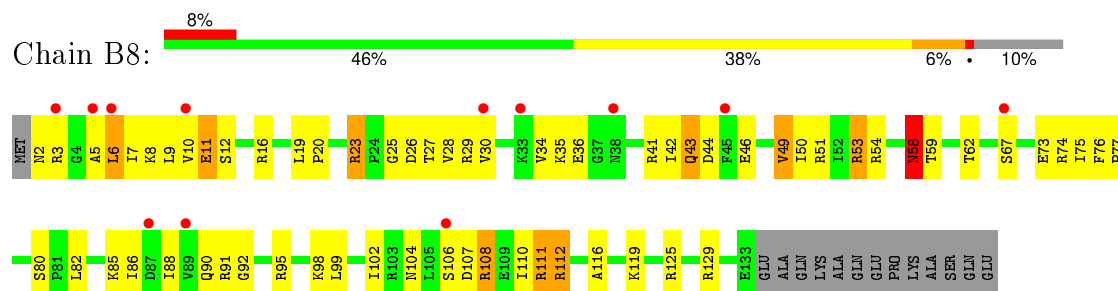
• Molecule 40: 50S ribosomal protein L18



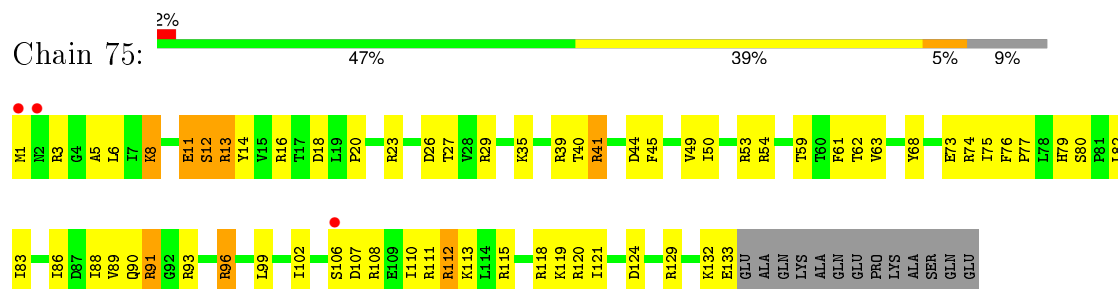
- Molecule 40: 50S ribosomal protein L18



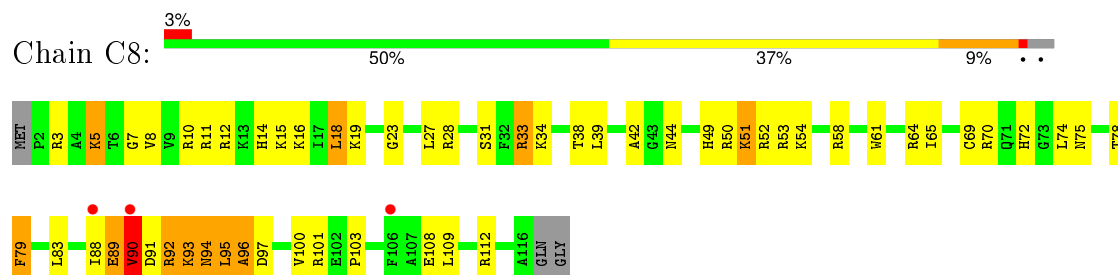
- Molecule 41: 50S ribosomal protein L19



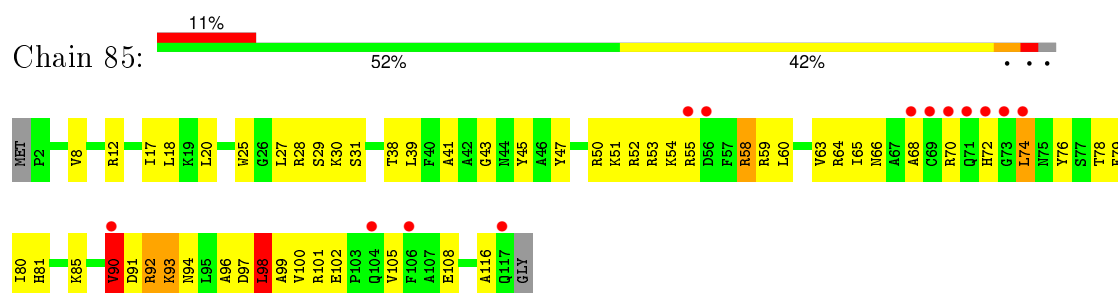
- Molecule 41: 50S ribosomal protein L19



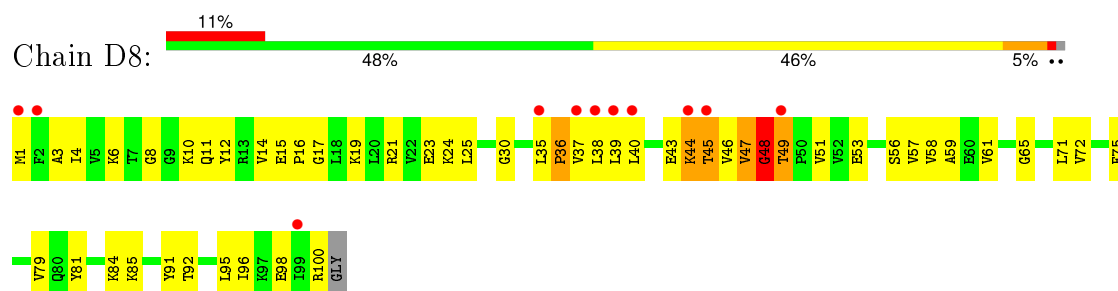
- Molecule 42: 50S ribosomal protein L20



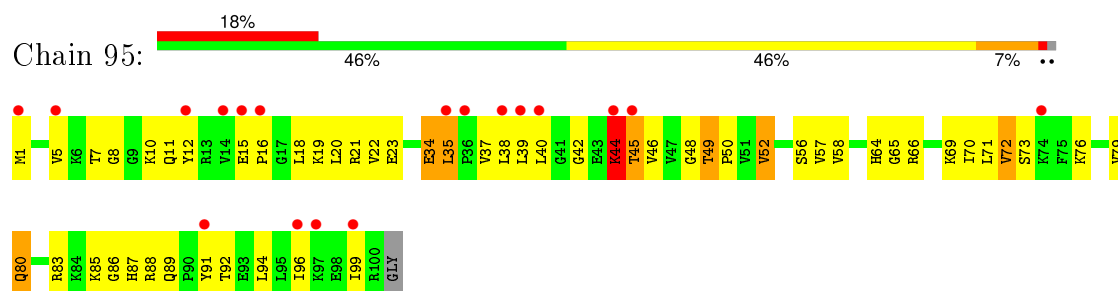
- Molecule 42: 50S ribosomal protein L20



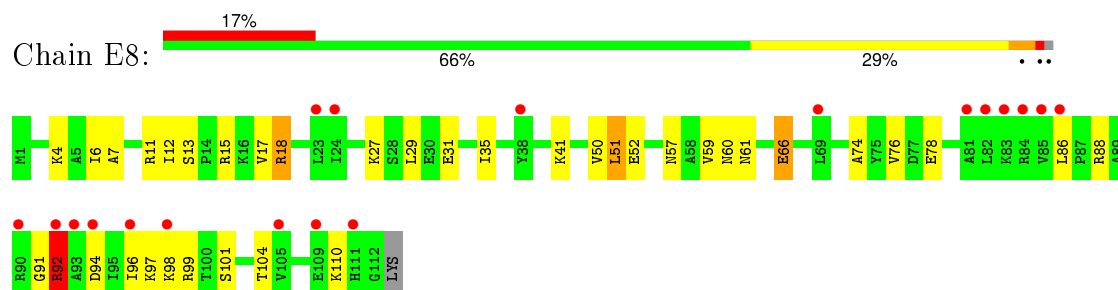
- Molecule 43: 50S ribosomal protein L21



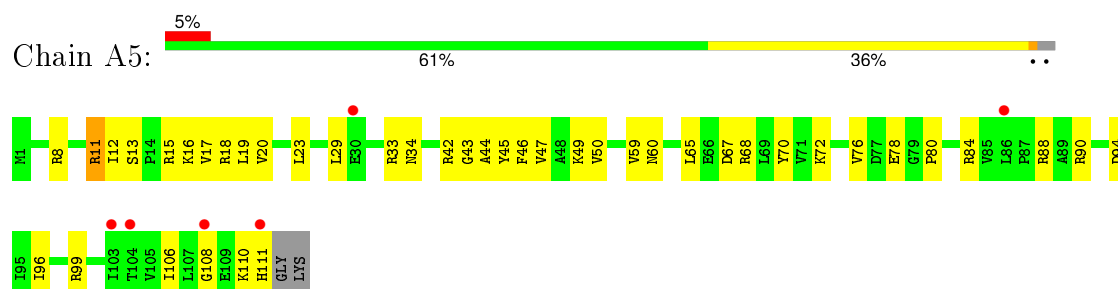
- Molecule 43: 50S ribosomal protein L21



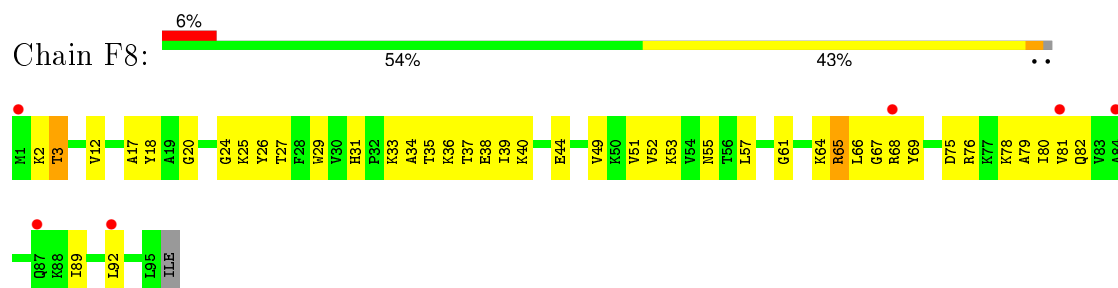
- Molecule 44: 50S ribosomal protein L22



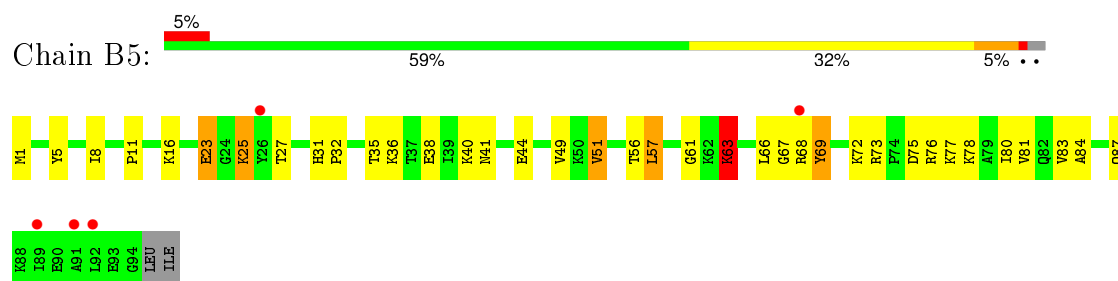
- Molecule 44: 50S ribosomal protein L22



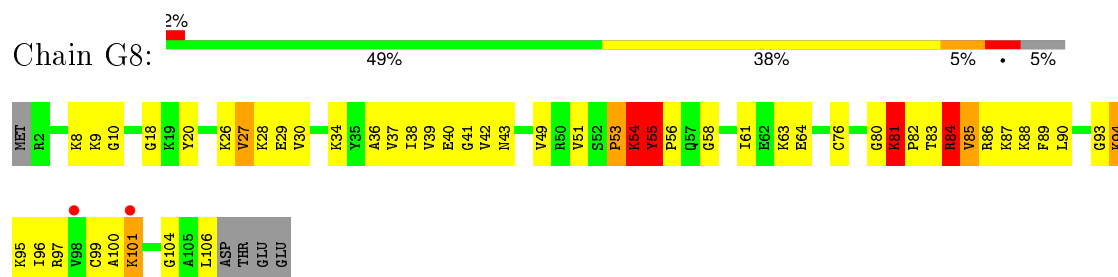
- Molecule 45: 50S ribosomal protein L23



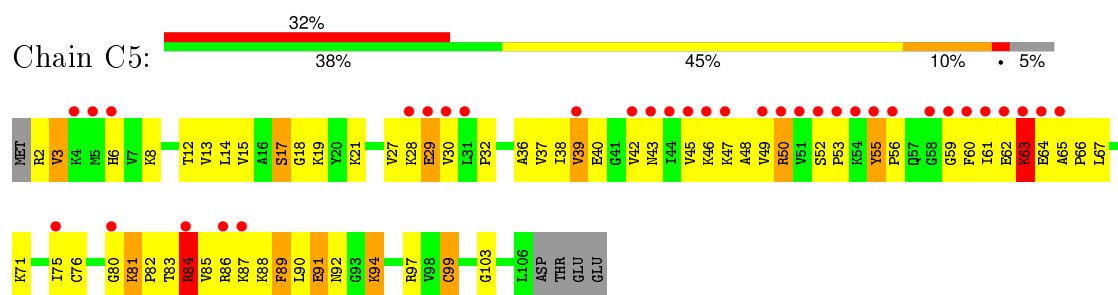
- Molecule 45: 50S ribosomal protein L23



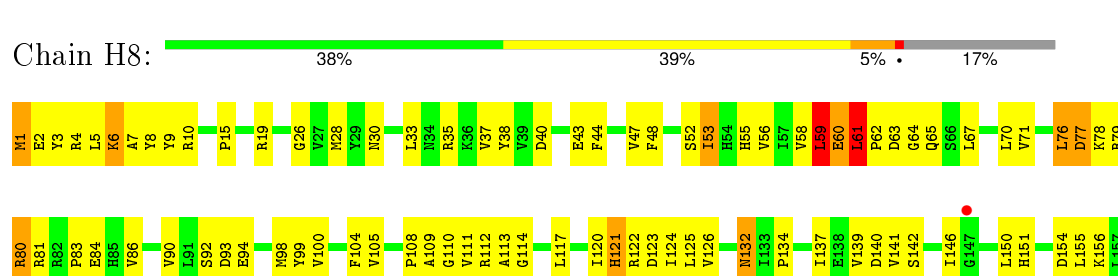
- Molecule 46: 50S ribosomal protein L24

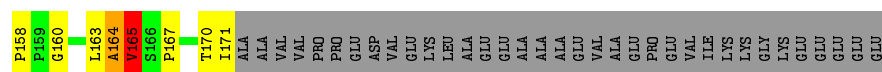


- Molecule 46: 50S ribosomal protein L24

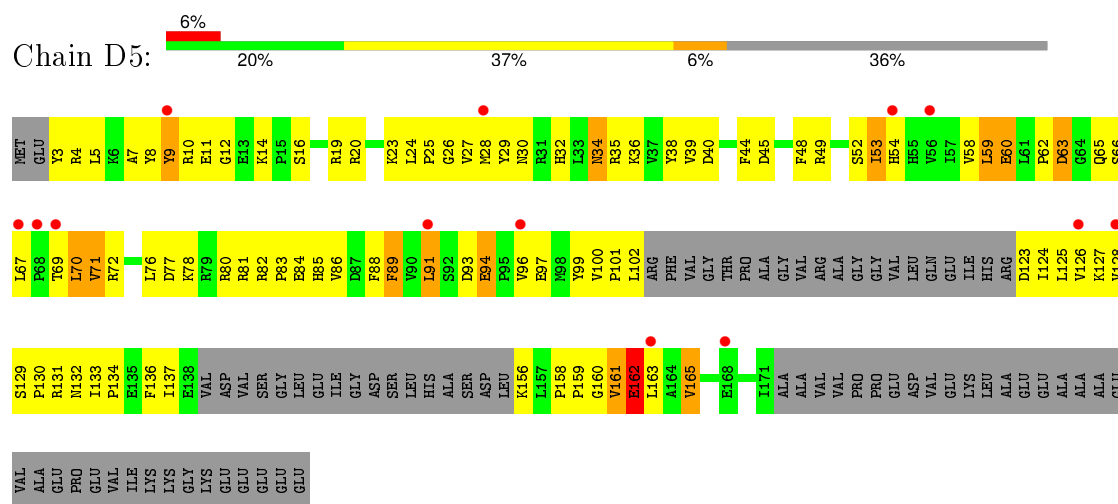


- Molecule 47: 50S ribosomal protein L25






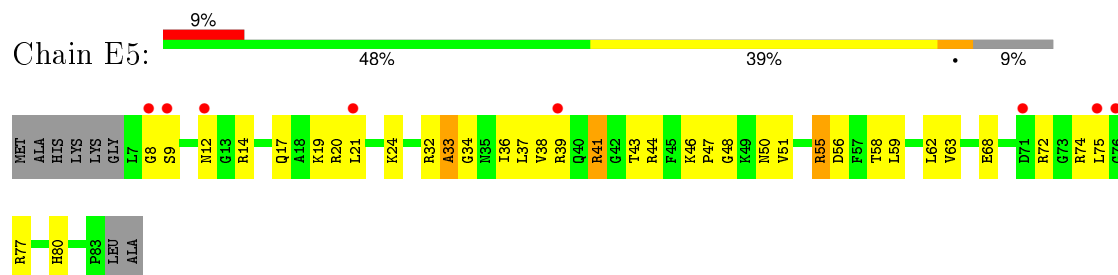
• Molecule 47: 50S ribosomal protein L25



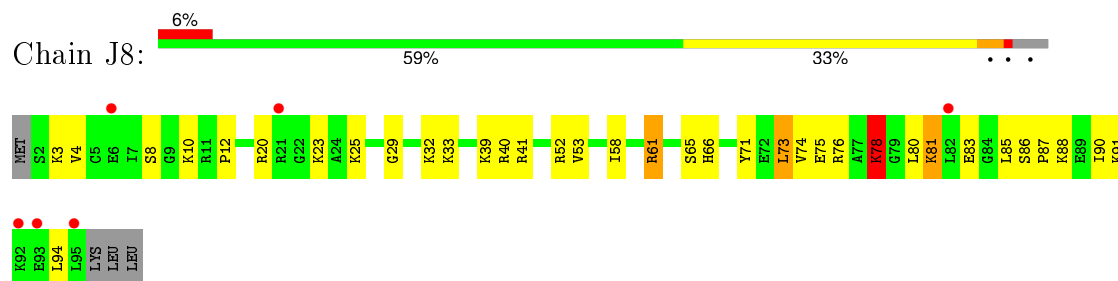
• Molecule 48: 50S ribosomal protein L27



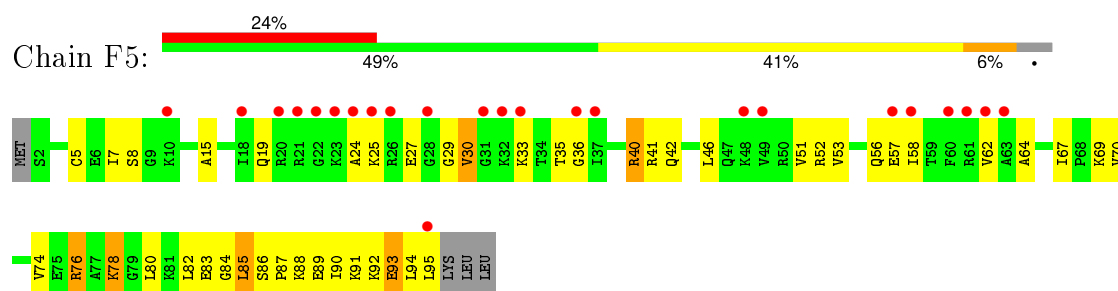
• Molecule 48: 50S ribosomal protein L27



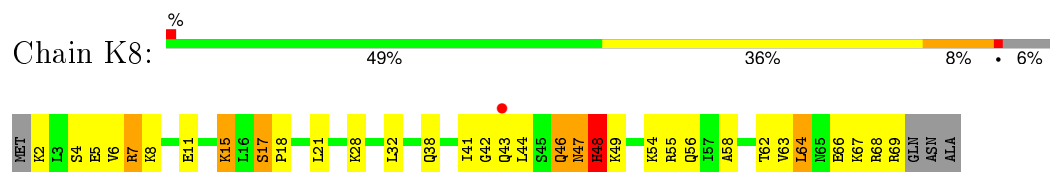
• Molecule 49: 50S ribosomal protein L28



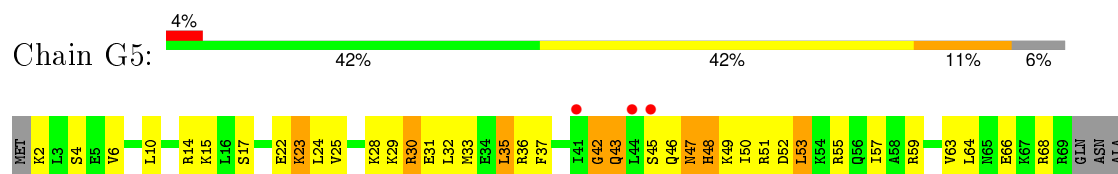
• Molecule 49: 50S ribosomal protein L28



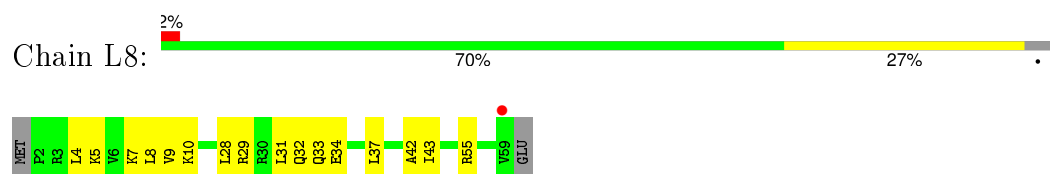
- Molecule 50: 50S ribosomal protein L29



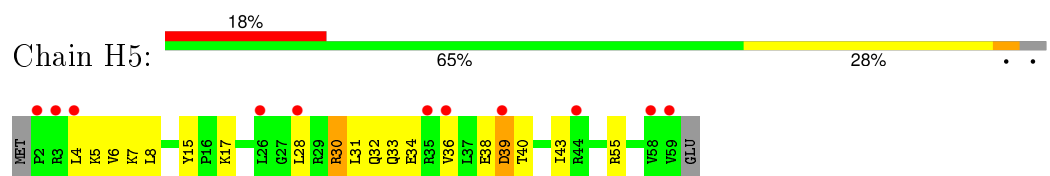
- Molecule 50: 50S ribosomal protein L29



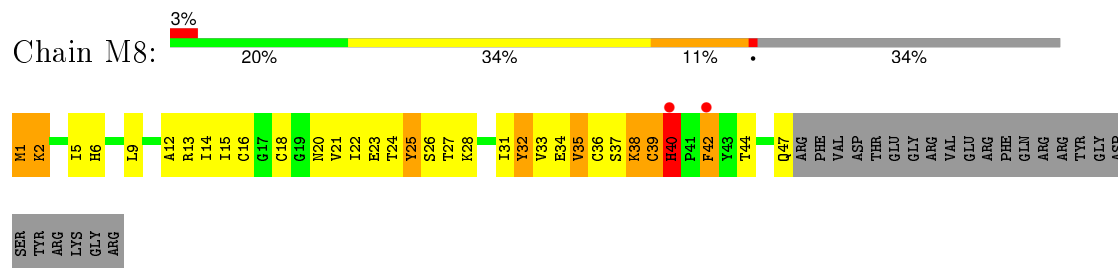
- Molecule 51: 50S ribosomal protein L30



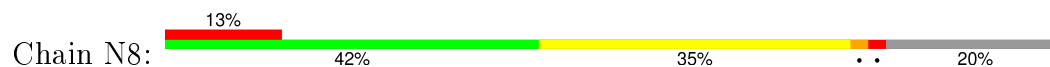
- Molecule 51: 50S ribosomal protein L30



- Molecule 52: 50S ribosomal protein L31

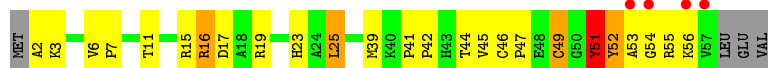


- Molecule 53: 50S ribosomal protein L32





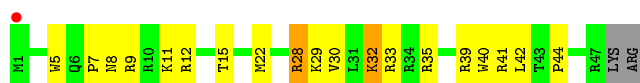
- Molecule 53: 50S ribosomal protein L32



- Molecule 54: 50S ribosomal protein L34



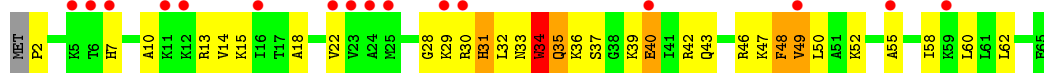
- Molecule 54: 50S ribosomal protein L34



- Molecule 55: 50S ribosomal protein L35



- Molecule 55: 50S ribosomal protein L35



4 Data and refinement statistics

Property	Value	Source
Space group	P 21 21 21	Depositor
Cell constants a, b, c, α , β , γ	208.40Å 446.00Å 617.40Å 90.00° 90.00° 90.00°	Depositor
Resolution (Å)	151.24 – 3.10 161.07 – 3.10	Depositor EDS
% Data completeness (in resolution range)	100.0 (151.24-3.10) 93.3 (161.07-3.10)	Depositor EDS
R_{merge}	0.29	Depositor
R_{sym}	(Not available)	Depositor
$\langle I/\sigma(I) \rangle$ ¹	1.66 (at 3.07Å)	Xtriage
Refinement program	PHENIX	Depositor
R, R_{free}	0.196 , 0.249 0.199 , 0.251	Depositor DCC
R_{free} test set	2000 reflections (0.21%)	DCC
Wilson B-factor (Å ²)	90.8	Xtriage
Anisotropy	0.264	Xtriage
Bulk solvent k_{sol} (e/Å ³), B_{sol} (Å ²)	0.27 , 68.8	EDS
Estimated twinning fraction	No twinning to report.	Xtriage
L-test for twinning ²	$\langle L \rangle = 0.43$, $\langle L^2 \rangle = 0.25$	Xtriage
Outliers	1 of 1028729 reflections (0.000%)	Xtriage
F_o, F_c correlation	0.95	EDS
Total number of atoms	294257	wwPDB-VP
Average B, all atoms (Å ²)	106.0	wwPDB-VP

Xtriage's analysis on translational NCS is as follows: *The largest off-origin peak in the Patterson function is 1.46% of the height of the origin peak. No significant pseudotranslation is detected.*

¹Intensities estimated from amplitudes.

²Theoretical values of $\langle |L| \rangle$, $\langle L^2 \rangle$ for acentric reflections are 0.5, 0.375 respectively for untwinned datasets, and 0.333, 0.2 for perfectly twinned datasets.

5 Model quality ⓘ

5.1 Standard geometry ⓘ

Bond lengths and bond angles in the following residue types are not validated in this section: 5MU, OMC, PAR, U8U, 4SU, G7M, SF4, MG, ZN, T6A, PSU

The Z score for a bond length (or angle) is the number of standard deviations the observed value is removed from the expected value. A bond length (or angle) with $|Z| > 5$ is considered an outlier worth inspection. RMSZ is the root-mean-square of all Z scores of the bond lengths (or angles).

Mol	Chain	Bond lengths		Bond angles	
		RMSZ	$\# Z > 5$	RMSZ	$\# Z > 5$
1	13	0.93	18/35994 (0.1%)	1.69	967/56171 (1.7%)
1	1G	0.78	4/36258 (0.0%)	1.46	463/56589 (0.8%)
2	12	0.53	0/1752	0.74	3/2360 (0.1%)
2	1E	0.46	0/1908	0.72	2/2573 (0.1%)
3	22	0.61	5/1564 (0.3%)	0.65	0/2109
3	2E	0.61	2/1629 (0.1%)	0.71	0/2195
4	32	0.55	0/1732	0.73	2/2318 (0.1%)
4	3E	0.63	0/1728	0.78	2/2313 (0.1%)
5	42	0.49	0/1150	0.73	0/1548
5	4E	0.58	0/1158	0.76	0/1559
6	52	0.56	0/855	0.75	2/1154 (0.2%)
6	5E	0.71	2/850 (0.2%)	0.77	1/1147 (0.1%)
7	62	0.46	0/1122	0.65	0/1500
7	6E	0.48	0/1259	0.63	0/1686
8	72	0.43	0/1127	0.65	1/1517 (0.1%)
8	7E	0.71	4/1135 (0.4%)	0.76	0/1527
9	82	0.46	0/971	0.66	0/1304
9	8E	0.46	0/1019	0.69	0/1367
10	1A	0.51	0/658	0.65	0/885
10	1I	0.47	0/747	0.73	0/1006
11	2A	0.46	0/850	0.66	0/1150
11	2I	0.51	0/838	0.71	1/1133 (0.1%)
12	3A	0.55	0/972	0.79	2/1301 (0.2%)
12	3I	0.73	0/972	0.88	1/1301 (0.1%)
13	4A	0.52	0/903	0.76	1/1211 (0.1%)
13	4I	0.66	2/952 (0.2%)	0.72	0/1277
14	5A	0.51	0/495	0.76	0/657
14	5I	0.56	0/500	0.79	1/664 (0.2%)
15	6A	0.47	0/740	0.66	0/987
15	6I	0.56	0/740	0.69	0/987
16	7A	0.52	0/721	0.71	0/970
16	7I	0.53	0/716	0.75	0/963

Mol	Chain	Bond lengths		Bond angles	
		RMSZ	# Z >5	RMSZ	# Z >5
17	8A	0.48	0/836	0.66	0/1117
17	8I	0.53	0/847	0.74	0/1131
18	9A	0.52	0/549	0.68	0/732
18	9I	0.63	0/554	0.77	1/739 (0.1%)
19	AA	0.50	0/490	0.73	0/662
19	AI	0.55	0/672	0.77	0/904
20	BA	0.44	0/764	0.72	1/1007 (0.1%)
20	BI	0.55	1/748 (0.1%)	0.75	2/986 (0.2%)
21	1B	0.40	0/192	0.61	0/252
21	1F	0.54	0/203	0.64	0/266
22	1K	0.91	2/1516 (0.1%)	1.53	28/2350 (1.2%)
22	1L	0.76	1/1613 (0.1%)	1.29	18/2504 (0.7%)
23	2K	0.97	2/1721 (0.1%)	1.63	38/2682 (1.4%)
23	2L	0.78	1/1721 (0.1%)	1.51	26/2682 (1.0%)
24	3K	0.85	1/1777 (0.1%)	1.52	32/2767 (1.2%)
24	3L	0.81	4/1777 (0.2%)	1.46	28/2767 (1.0%)
25	4K	1.19	0/494	1.43	7/767 (0.9%)
25	4L	0.84	0/445	1.23	4/693 (0.6%)
26	14	1.06	133/69023 (0.2%)	1.87	2721/107740 (2.5%)
26	1H	1.24	276/68351 (0.4%)	2.12	4205/106700 (3.9%)
27	16	0.97	2/2928 (0.1%)	1.82	99/4568 (2.2%)
27	1J	0.85	0/2928	1.58	53/4568 (1.2%)
28	71	0.41	0/1055	0.67	1/1425 (0.1%)
28	79	0.44	0/459	0.66	0/608
29	11	0.90	6/2170 (0.3%)	1.13	16/2926 (0.5%)
29	19	0.82	5/2175 (0.2%)	0.97	9/2933 (0.3%)
30	21	0.68	0/1591	0.92	2/2146 (0.1%)
30	29	0.76	3/1596 (0.2%)	0.96	3/2153 (0.1%)
31	31	0.78	1/1620 (0.1%)	0.89	1/2194 (0.0%)
31	39	0.83	2/1637 (0.1%)	0.88	1/2218 (0.0%)
32	41	0.54	0/1481	0.76	0/1994
32	49	0.45	0/1482	0.67	0/1994
33	51	0.64	0/1337	0.91	5/1809 (0.3%)
33	59	0.63	1/548 (0.2%)	1.13	6/738 (0.8%)
34	61	0.53	0/1151	0.79	1/1558 (0.1%)
34	69	0.52	0/1146	0.78	2/1551 (0.1%)
35	15	0.53	0/1131	0.73	0/1525
35	58	0.59	0/1131	0.81	2/1525 (0.1%)
36	25	0.69	1/942 (0.1%)	0.76	0/1269
36	68	0.66	0/942	0.83	1/1269 (0.1%)
37	35	0.79	2/1139 (0.2%)	0.99	3/1514 (0.2%)
37	78	0.84	4/1139 (0.4%)	1.08	7/1514 (0.5%)
38	45	0.64	1/1120 (0.1%)	0.87	0/1498

Mol	Chain	Bond lengths		Bond angles	
		RMSZ	# Z >5	RMSZ	# Z >5
38	88	0.81	0/1134	1.02	3/1519 (0.2%)
39	55	0.71	2/981 (0.2%)	0.89	1/1312 (0.1%)
39	98	0.54	0/981	0.87	1/1312 (0.1%)
40	65	0.57	0/886	0.87	1/1180 (0.1%)
40	A8	0.64	0/891	0.89	3/1187 (0.3%)
41	75	0.72	3/1123 (0.3%)	0.79	1/1500 (0.1%)
41	B8	0.75	3/1115 (0.3%)	0.88	0/1490
42	85	0.57	0/977	0.77	1/1301 (0.1%)
42	C8	0.67	0/968	0.86	2/1289 (0.2%)
43	95	0.65	0/785	0.92	1/1052 (0.1%)
43	D8	0.62	0/785	0.88	1/1052 (0.1%)
44	A5	0.67	0/897	0.83	0/1204
44	E8	0.66	0/901	0.91	3/1209 (0.2%)
45	B5	0.69	0/749	0.87	3/1007 (0.3%)
45	F8	0.72	0/757	0.96	2/1017 (0.2%)
46	C5	0.89	4/812 (0.5%)	0.96	1/1083 (0.1%)
46	G8	0.93	6/809 (0.7%)	1.07	3/1080 (0.3%)
47	D5	0.58	3/1099 (0.3%)	0.77	1/1490 (0.1%)
47	H8	0.52	0/1403	0.79	3/1901 (0.2%)
48	E5	0.62	0/616	0.86	0/821
48	I8	0.81	0/614	0.91	1/819 (0.1%)
49	F5	0.63	0/744	0.86	1/989 (0.1%)
49	J8	0.73	1/744 (0.1%)	0.88	1/989 (0.1%)
50	G5	0.61	0/570	0.76	0/755
50	K8	0.73	0/570	0.99	1/755 (0.1%)
51	H5	0.48	0/464	0.68	0/623
51	L8	0.63	0/464	0.82	0/623
52	M8	0.54	0/375	0.94	1/507 (0.2%)
53	J5	0.64	0/448	0.85	2/606 (0.3%)
53	N8	0.90	1/381 (0.3%)	0.86	0/516
54	L5	0.69	0/409	0.97	1/540 (0.2%)
54	P8	0.84	0/409	1.05	0/540
55	M5	0.79	1/524 (0.2%)	1.01	2/691 (0.3%)
55	Q8	0.72	0/524	1.18	4/691 (0.6%)
All	All	0.95	510/317065 (0.2%)	1.64	8817/475024 (1.9%)

Chiral center outliers are detected by calculating the chiral volume of a chiral center and verifying if the center is modelled as a planar moiety or with the opposite hand. A planarity outlier is detected by checking planarity of atoms in a peptide group, atoms in a mainchain group or atoms of a sidechain that are expected to be planar.

Mol	Chain	#Chirality outliers	#Planarity outliers
2	12	0	6

Continued on next page...

Continued from previous page...

Mol	Chain	#Chirality outliers	#Planarity outliers
2	1E	0	5
4	32	0	6
4	3E	0	2
5	42	0	1
7	62	0	1
8	72	0	1
9	82	0	1
10	1A	0	2
11	2A	0	1
12	3I	0	2
13	4A	0	5
13	4I	0	2
14	5A	0	1
14	5I	0	1
19	AA	0	2
19	AI	0	2
20	BA	0	3
20	BI	0	2
28	71	0	3
29	11	0	8
29	19	0	4
30	21	0	10
30	29	0	6
31	31	0	2
31	39	0	9
32	49	0	3
33	51	0	6
33	59	0	5
34	61	0	4
34	69	0	4
35	58	0	1
37	35	0	4
37	78	0	7
38	45	0	6
38	88	0	3
39	55	0	1
39	98	0	2
40	65	0	2
40	A8	0	1
41	75	0	1
41	B8	0	2
42	85	0	4

Continued on next page...

Continued from previous page...

Mol	Chain	#Chirality outliers	#Planarity outliers
42	C8	0	4
43	95	0	3
43	D8	0	3
44	A5	0	1
45	B5	0	1
45	F8	0	3
46	C5	0	4
46	G8	0	7
47	D5	0	1
47	H8	0	4
49	F5	0	1
49	J8	0	1
50	G5	0	3
50	K8	0	3
52	M8	0	4
54	P8	0	1
55	M5	0	1
55	Q8	0	2
All	All	0	191

All (510) bond length outliers are listed below:

Mol	Chain	Res	Type	Atoms	Z	Observed(Å)	Ideal(Å)
31	39	66	PRO	N-CD	-23.13	1.15	1.47
26	1H	774	A	N9-C4	-14.86	1.28	1.37
37	35	121	LYS	C-N	14.12	1.61	1.34
26	1H	783	A	N9-C4	-12.71	1.30	1.37
26	14	783	A	N9-C4	-12.47	1.30	1.37
26	1H	2430	A	N9-C4	-11.96	1.30	1.37
29	19	262	ARG	CZ-NH2	-11.59	1.18	1.33
26	1H	783	A	N3-C4	-11.38	1.28	1.34
26	14	528	A	N9-C4	-11.36	1.31	1.37
26	1H	676	A	N9-C4	-11.09	1.31	1.37
30	29	178	GLU	CD-OE1	-11.06	1.13	1.25
3	22	173	VAL	C-N	11.01	1.55	1.34
26	1H	2476	A	N9-C4	10.73	1.44	1.37
26	1H	698	C	N1-C6	-10.67	1.30	1.37
26	1H	1142(A)	A	N9-C4	-10.39	1.31	1.37
26	1H	2287	A	N9-C4	-10.23	1.31	1.37
26	1H	1786	A	N9-C4	-9.71	1.32	1.37
26	1H	71	A	N9-C4	-9.60	1.32	1.37
29	11	29	PRO	N-CD	-9.54	1.34	1.47

Continued on next page...

Continued from previous page...

Mol	Chain	Res	Type	Atoms	Z	Observed(Å)	Ideal(Å)
53	N8	3	LYS	CD-CE	-9.38	1.27	1.51
26	14	1616	A	N9-C4	-9.29	1.32	1.37
26	1H	783	A	N7-C5	-9.18	1.33	1.39
26	1H	2346	A	N3-C4	-9.17	1.29	1.34
26	1H	783	A	C5-C6	-9.05	1.32	1.41
26	14	2287	A	N9-C4	-8.98	1.32	1.37
37	78	98	GLU	CD-OE1	-8.91	1.15	1.25
30	29	178	GLU	CD-OE2	-8.87	1.15	1.25
29	11	43	ARG	CG-CD	-8.83	1.29	1.51
26	1H	1966	A	N9-C4	-8.83	1.32	1.37
26	1H	945	A	N7-C5	-8.82	1.33	1.39
26	14	1950	G	C2-N3	8.77	1.39	1.32
26	1H	1786	A	N3-C4	-8.77	1.29	1.34
26	14	2430	A	N9-C4	-8.74	1.32	1.37
26	14	783	A	N7-C5	-8.62	1.34	1.39
8	7E	102	ARG	NE-CZ	-8.56	1.22	1.33
26	1H	1698	A	N9-C4	-8.51	1.32	1.37
26	1H	676	A	N9-C8	8.49	1.44	1.37
26	1H	621	A	N9-C4	-8.47	1.32	1.37
26	1H	1698	A	N3-C4	-8.40	1.29	1.34
46	C5	84	ARG	CZ-NH2	-8.31	1.22	1.33
26	14	783	A	N3-C4	-8.27	1.29	1.34
13	4I	67	GLU	CD-OE1	-8.27	1.16	1.25
26	1H	774	A	C5-C6	-8.26	1.33	1.41
41	75	11	GLU	CD-OE2	-8.24	1.16	1.25
8	7E	102	ARG	CZ-NH1	-8.23	1.22	1.33
26	14	1899	G	N9-C4	-8.20	1.31	1.38
26	1H	245	G	N7-C5	-8.19	1.34	1.39
26	14	774	A	N9-C4	-8.17	1.32	1.37
26	14	1332	G	N3-C4	-8.14	1.29	1.35
26	1H	73	A	C5-C4	-8.08	1.33	1.38
26	14	1332	G	N9-C4	-8.00	1.31	1.38
26	14	945	A	N9-C4	-7.99	1.33	1.37
26	1H	330	A	N9-C4	-7.96	1.33	1.37
26	14	2062	A	N3-C4	7.88	1.39	1.34
26	1H	687	C	N3-C4	-7.87	1.28	1.33
26	14	1821	A	N7-C5	-7.86	1.34	1.39
26	1H	472	A	N3-C4	-7.85	1.30	1.34
6	5E	41	GLU	CD-OE1	-7.78	1.17	1.25
26	1H	1614	A	N9-C4	-7.74	1.33	1.37
26	1H	528	A	N9-C4	-7.73	1.33	1.37
26	14	945	A	C5-C6	-7.61	1.34	1.41

Continued on next page...

Continued from previous page...

Mol	Chain	Res	Type	Atoms	Z	Observed(Å)	Ideal(Å)
26	1H	1792	G	C6-N1	-7.61	1.34	1.39
55	M5	34	TRP	CB-CG	7.59	1.64	1.50
46	C5	84	ARG	NE-CZ	-7.54	1.23	1.33
26	1H	945	A	N9-C4	-7.54	1.33	1.37
39	55	88	ARG	CZ-NH1	-7.51	1.23	1.33
29	19	262	ARG	CD-NE	-7.43	1.33	1.46
26	14	2518	A	N9-C4	-7.38	1.33	1.37
26	1H	821	A	N7-C5	-7.38	1.34	1.39
26	1H	2246	G	N9-C8	-7.36	1.32	1.37
26	1H	2346	A	N7-C5	-7.35	1.34	1.39
1	13	1227	A	N9-C4	-7.33	1.33	1.37
26	1H	2053	G	C5-C4	-7.32	1.33	1.38
26	14	945	A	N3-C4	-7.26	1.30	1.34
26	1H	676	A	N3-C4	-7.25	1.30	1.34
29	19	262	ARG	CZ-NH1	-7.25	1.23	1.33
26	1H	966	G	N9-C8	-7.22	1.32	1.37
26	14	2346	A	N3-C4	-7.21	1.30	1.34
26	1H	2392	A	N9-C8	7.18	1.43	1.37
41	75	11	GLU	CD-OE1	-7.17	1.17	1.25
26	1H	1971	A	C5-C4	-7.17	1.33	1.38
26	1H	71	A	C5-C6	-7.17	1.34	1.41
26	1H	1336	A	C6-N1	-7.16	1.30	1.35
26	14	74	A	N9-C4	-7.13	1.33	1.37
26	1H	138	G	N9-C8	7.10	1.42	1.37
26	1H	772	C	N1-C6	-7.09	1.32	1.37
26	1H	2713	A	N9-C4	-7.09	1.33	1.37
26	1H	201	C	N1-C6	-7.07	1.32	1.37
39	55	88	ARG	CZ-NH2	-7.06	1.23	1.33
26	1H	751	A	N3-C4	-7.06	1.30	1.34
30	29	119	ARG	CB-CG	-7.05	1.33	1.52
26	1H	676	A	C5-C4	7.02	1.43	1.38
26	1H	2490	G	N9-C4	-7.00	1.32	1.38
26	14	783	A	C5-C6	-6.98	1.34	1.41
47	D5	162	GLU	CD-OE1	-6.95	1.18	1.25
26	1H	2297	C	N3-C4	-6.95	1.29	1.33
26	14	1784	A	C6-N1	-6.88	1.30	1.35
26	1H	1786	A	C5-C4	6.79	1.43	1.38
26	14	1783	A	N7-C5	-6.79	1.35	1.39
26	14	90	U	N1-C2	6.79	1.44	1.38
46	C5	84	ARG	CD-NE	-6.77	1.34	1.46
23	2K	75	C	N3-C4	-6.76	1.29	1.33
22	1L	76	A	N9-C4	6.75	1.41	1.37

Continued on next page...

Continued from previous page...

Mol	Chain	Res	Type	Atoms	Z	Observed(Å)	Ideal(Å)
26	1H	587	C	N1-C6	-6.74	1.33	1.37
26	1H	56	A	C6-N1	-6.73	1.30	1.35
26	1H	2575	C	N3-C4	-6.73	1.29	1.33
37	78	98	GLU	CD-OE2	-6.73	1.18	1.25
26	1H	471	A	N9-C4	-6.72	1.33	1.37
26	1H	1308	A	C6-N1	-6.71	1.30	1.35
26	1H	2247	A	C6-N1	-6.71	1.30	1.35
26	14	1605	C	N1-C6	-6.67	1.33	1.37
26	1H	74	A	N9-C4	-6.65	1.33	1.37
1	13	889	A	N9-C4	-6.63	1.33	1.37
26	1H	2248	C	N3-C4	-6.62	1.29	1.33
26	14	2062	A	C6-N1	6.61	1.40	1.35
26	14	1376	C	N1-C6	-6.61	1.33	1.37
26	1H	2392	A	N9-C4	-6.60	1.33	1.37
26	14	1678	G	N9-C4	-6.59	1.32	1.38
26	1H	2430	A	N3-C4	-6.57	1.30	1.34
26	1H	1308	A	N3-C4	-6.56	1.30	1.34
3	22	88	ARG	CZ-NH2	-6.55	1.24	1.33
26	14	945	A	N7-C5	-6.53	1.35	1.39
26	1H	2062	A	N7-C5	6.52	1.43	1.39
29	19	262	ARG	NE-CZ	-6.52	1.24	1.33
26	14	2402	C	N1-C6	6.52	1.41	1.37
26	1H	448	U	N1-C6	-6.51	1.32	1.38
23	2K	24	C	N3-C4	-6.50	1.29	1.33
26	1H	1321	A	N9-C4	-6.50	1.33	1.37
26	14	1950	G	C5-C4	6.47	1.42	1.38
26	14	1786	A	N9-C4	-6.46	1.33	1.37
26	1H	2432	A	N9-C4	-6.45	1.33	1.37
26	1H	795	C	N3-C4	-6.44	1.29	1.33
26	1H	952	G	C5-C4	-6.43	1.33	1.38
26	14	676	A	N9-C4	-6.43	1.33	1.37
13	4I	67	GLU	CD-OE2	-6.42	1.18	1.25
26	1H	1823	G	C6-N1	-6.41	1.35	1.39
26	1H	2064	C	N3-C4	-6.40	1.29	1.33
26	1H	2451	A	C6-N1	-6.39	1.31	1.35
26	1H	878	A	N9-C4	6.39	1.41	1.37
26	1H	2490	G	N9-C8	6.39	1.42	1.37
6	5E	41	GLU	CD-OE2	-6.37	1.18	1.25
26	14	1781	C	N3-C4	6.35	1.38	1.33
26	1H	2578	G	N9-C8	-6.34	1.33	1.37
26	1H	1332	G	C5-C4	6.34	1.42	1.38
26	14	1890	A	N9-C4	-6.33	1.34	1.37

Continued on next page...

Continued from previous page...

Mol	Chain	Res	Type	Atoms	Z	Observed(Å)	Ideal(Å)
26	1H	973	A	N9-C4	-6.31	1.34	1.37
29	19	30	GLU	CG-CD	6.30	1.61	1.51
26	1H	2252	G	C5-C4	-6.30	1.33	1.38
26	14	2392	A	N7-C5	-6.29	1.35	1.39
26	1H	2256	G	N9-C4	-6.27	1.32	1.38
26	1H	140	A	C5-C6	-6.26	1.35	1.41
26	14	472	A	N3-C4	-6.26	1.31	1.34
8	7E	102	ARG	CZ-NH2	-6.24	1.25	1.33
26	14	1612	C	N1-C6	-6.24	1.33	1.37
26	1H	775	G	N7-C5	-6.23	1.35	1.39
26	1H	27	G	C6-N1	-6.23	1.35	1.39
26	1H	2506	U	N1-C2	6.22	1.44	1.38
26	1H	2199	A	N9-C4	6.20	1.41	1.37
26	1H	663	G	N9-C8	-6.20	1.33	1.37
26	14	1676	A	N3-C4	-6.19	1.31	1.34
26	14	74	A	N3-C4	-6.19	1.31	1.34
26	14	788	A	N9-C4	6.18	1.41	1.37
26	1H	1652	A	N3-C4	-6.16	1.31	1.34
26	1H	1950	G	N9-C8	6.16	1.42	1.37
26	14	2082	A	N9-C4	-6.16	1.34	1.37
31	39	65	TRP	CB-CG	-6.16	1.39	1.50
26	14	738	G	N7-C5	-6.15	1.35	1.39
26	1H	2248	C	C4-N4	-6.15	1.28	1.33
1	1G	1473	A	N9-C4	-6.14	1.34	1.37
26	14	1661	G	N9-C8	-6.13	1.33	1.37
26	1H	1786	A	C5-C6	-6.11	1.35	1.41
23	2L	77	A	N9-C4	-6.11	1.34	1.37
20	BI	97	ALA	C-N	6.09	1.45	1.34
26	1H	1979	C	N3-C4	-6.09	1.29	1.33
26	1H	2502	G	N3-C4	-6.08	1.31	1.35
38	45	76	LYS	C-N	6.08	1.48	1.34
26	1H	330	A	N3-C4	-6.08	1.31	1.34
26	1H	1106	G	N9-C4	6.07	1.42	1.38
26	1H	251	A	C6-N1	-6.07	1.31	1.35
26	1H	398	G	N7-C5	-6.07	1.35	1.39
26	1H	1950	G	C2-N3	6.06	1.37	1.32
26	14	2444	G	C6-N1	-6.06	1.35	1.39
26	1H	774	A	C2-N3	-6.06	1.28	1.33
46	C5	84	ARG	CZ-NH1	-6.06	1.25	1.33
29	11	122	ASP	CB-CG	6.05	1.64	1.51
1	13	890	G	C5-C4	-6.04	1.34	1.38
26	14	71	A	N9-C4	-6.04	1.34	1.37

Continued on next page...

Continued from previous page...

Mol	Chain	Res	Type	Atoms	Z	Observed(Å)	Ideal(Å)
26	14	2690	C	N1-C6	-6.04	1.33	1.37
26	1H	959	A	C6-N1	-6.04	1.31	1.35
26	14	2329	G	C2-N3	6.04	1.37	1.32
26	1H	946	G	N3-C4	-6.02	1.31	1.35
26	14	775	G	N7-C5	-6.01	1.35	1.39
26	1H	1924	C	N3-C4	-6.00	1.29	1.33
26	1H	449	A	N9-C4	-5.99	1.34	1.37
26	1H	693	C	N3-C4	-5.98	1.29	1.33
26	1H	1903	G	N9-C8	-5.98	1.33	1.37
26	1H	2276	G	C2-N3	-5.96	1.27	1.32
36	25	26	LYS	CD-CE	-5.96	1.36	1.51
26	14	74	A	N7-C5	-5.95	1.35	1.39
26	14	782	A	N7-C5	-5.95	1.35	1.39
26	14	1257	C	N1-C6	-5.94	1.33	1.37
26	14	1613	G	C6-N1	-5.94	1.35	1.39
26	14	1142(A)	A	N3-C4	-5.93	1.31	1.34
26	1H	664	C	N1-C6	-5.93	1.33	1.37
26	1H	2287	A	N3-C4	-5.92	1.31	1.34
26	1H	1376	C	N3-C4	-5.92	1.29	1.33
26	1H	775	G	N9-C8	-5.92	1.33	1.37
26	14	2087	G	C5-C4	-5.92	1.34	1.38
26	1H	945	A	C5-C6	-5.90	1.35	1.41
26	14	774	A	C5-C6	-5.90	1.35	1.41
26	1H	690	G	C6-N1	-5.89	1.35	1.39
26	14	775	G	N9-C8	-5.89	1.33	1.37
26	14	1342	A	N3-C4	-5.89	1.31	1.34
31	31	39	TRP	CB-CG	-5.88	1.39	1.50
26	1H	2445	G	N7-C5	-5.87	1.35	1.39
26	1H	530	G	N7-C5	5.87	1.42	1.39
26	14	1786	A	C5-C6	-5.87	1.35	1.41
26	1H	2502	G	C8-N7	5.87	1.34	1.30
26	14	1661	G	C5-C4	-5.87	1.34	1.38
26	1H	2322	A	N9-C4	-5.86	1.34	1.37
46	G8	84	ARG	CG-CD	5.86	1.66	1.51
26	1H	1694	C	N1-C6	-5.86	1.33	1.37
26	14	2873	A	N9-C4	-5.85	1.34	1.37
26	1H	1899	G	N9-C4	-5.85	1.33	1.38
26	1H	2490	G	C5-C6	-5.84	1.36	1.42
26	14	2251	G	N9-C8	-5.84	1.33	1.37
26	1H	689	A	N3-C4	-5.84	1.31	1.34
26	1H	124	G	C5-C4	-5.84	1.34	1.38
26	1H	687	C	C4-C5	-5.84	1.38	1.43

Continued on next page...

Continued from previous page...

Mol	Chain	Res	Type	Atoms	Z	Observed(Å)	Ideal(Å)
26	1H	1616	A	C5-C6	-5.84	1.35	1.41
26	1H	917	A	C2-N3	-5.84	1.28	1.33
26	1H	265	A	N7-C5	-5.83	1.35	1.39
26	1H	669	G	C5-C4	-5.83	1.34	1.38
26	14	140	A	C5-C6	-5.83	1.35	1.41
41	B8	49	VAL	CB-CG1	-5.83	1.40	1.52
26	1H	2071	A	N7-C5	-5.82	1.35	1.39
26	1H	1968	G	C8-N7	-5.81	1.27	1.30
26	1H	2065	C	C2-N3	-5.81	1.31	1.35
26	14	2049	G	N9-C4	-5.81	1.33	1.38
26	1H	862	G	C6-N1	-5.80	1.35	1.39
26	1H	5	A	N9-C4	5.78	1.41	1.37
22	1K	74	C	N1-C2	5.78	1.46	1.40
26	1H	1758	G	C2-N3	-5.78	1.28	1.32
26	1H	798	G	N9-C4	-5.77	1.33	1.38
26	1H	1969	A	N7-C5	-5.77	1.35	1.39
26	14	2873	A	N7-C5	-5.77	1.35	1.39
26	14	777	A	N9-C4	-5.75	1.34	1.37
26	1H	390	A	C6-N1	-5.75	1.31	1.35
26	14	1776	G	C8-N7	-5.74	1.27	1.30
1	1G	1502	A	N3-C4	-5.74	1.31	1.34
26	14	1786	A	N7-C5	-5.74	1.35	1.39
26	14	2065	C	N3-C4	-5.74	1.29	1.33
24	3K	76	A	C5-C4	5.73	1.42	1.38
26	1H	726	G	N7-C5	-5.73	1.35	1.39
26	1H	830	G	N7-C5	-5.73	1.35	1.39
26	14	1755	A	N9-C4	-5.73	1.34	1.37
26	14	1823	G	C6-N1	-5.72	1.35	1.39
26	1H	2297	C	N1-C6	-5.72	1.33	1.37
26	14	2518	A	N7-C5	-5.71	1.35	1.39
26	1H	530	G	C2-N3	5.70	1.37	1.32
26	1H	2713	A	N9-C8	5.69	1.42	1.37
29	11	7	LYS	C-N	-5.69	1.23	1.34
26	1H	770	G	N3-C4	-5.67	1.31	1.35
46	G8	55	TYR	CB-CG	-5.67	1.43	1.51
26	14	2580	U	C4-C5	-5.66	1.38	1.43
26	1H	1364	G	C5-C4	-5.65	1.34	1.38
1	13	810	C	N1-C6	-5.65	1.33	1.37
26	1H	2409	G	C5-C6	-5.64	1.36	1.42
26	1H	1566	A	C8-N7	5.63	1.35	1.31
24	3L	76	A	C5-C4	5.63	1.42	1.38
26	14	2441	C	N3-C4	-5.62	1.30	1.33

Continued on next page...

Continued from previous page...

Mol	Chain	Res	Type	Atoms	Z	Observed(Å)	Ideal(Å)
1	13	539	A	N3-C4	-5.62	1.31	1.34
26	14	1785	A	N7-C5	-5.62	1.35	1.39
26	1H	1899	G	N3-C4	-5.61	1.31	1.35
26	1H	2051	A	N7-C5	-5.61	1.35	1.39
37	78	36	LYS	CE-NZ	-5.61	1.35	1.49
26	1H	2847	U	N1-C2	-5.61	1.33	1.38
26	14	690	G	C5-C4	-5.61	1.34	1.38
26	1H	576	U	N3-C4	-5.61	1.33	1.38
26	14	2448	A	N7-C5	-5.60	1.35	1.39
24	3L	21	A	N9-C4	5.60	1.41	1.37
26	1H	57	C	N3-C4	-5.59	1.30	1.33
47	D5	162	GLU	CD-OE2	-5.59	1.19	1.25
26	1H	2070	G	N9-C8	-5.58	1.33	1.37
1	1G	690	G	N9-C8	5.58	1.41	1.37
22	1K	26	A	N9-C4	5.57	1.41	1.37
26	1H	2276	G	N9-C8	-5.57	1.33	1.37
26	1H	225	A	N9-C4	-5.57	1.34	1.37
26	1H	71	A	N3-C4	-5.57	1.31	1.34
26	1H	122	G	N9-C4	-5.57	1.33	1.38
26	1H	1676	A	N9-C4	-5.56	1.34	1.37
26	14	2241	A	N9-C4	-5.55	1.34	1.37
27	16	46	A	N9-C4	-5.55	1.34	1.37
1	13	1498	U	C2-N3	5.54	1.41	1.37
26	1H	1510	A	N9-C4	5.54	1.41	1.37
26	1H	621	A	N9-C8	5.54	1.42	1.37
26	1H	1844	C	N1-C6	-5.54	1.33	1.37
26	1H	2551	C	N1-C6	-5.54	1.33	1.37
26	14	2713	A	C5-C4	5.54	1.42	1.38
26	1H	1783	A	N9-C8	-5.54	1.33	1.37
26	1H	1966	A	C6-N1	-5.54	1.31	1.35
26	14	71	A	N9-C8	5.53	1.42	1.37
26	14	2518	A	C5-C6	-5.53	1.36	1.41
3	2E	166	GLU	CD-OE1	-5.53	1.19	1.25
26	1H	87	C	N1-C6	-5.53	1.33	1.37
26	1H	1571	A	N3-C4	-5.53	1.31	1.34
26	1H	2023	G	N3-C4	-5.53	1.31	1.35
26	14	1786	A	N3-C4	-5.53	1.31	1.34
26	14	2599	G	N9-C8	-5.53	1.33	1.37
26	1H	768	G	N3-C4	-5.52	1.31	1.35
26	1H	1899	G	N9-C8	5.52	1.41	1.37
1	13	303	A	N9-C4	5.52	1.41	1.37
26	1H	1021	A	N9-C4	-5.52	1.34	1.37

Continued on next page...

Continued from previous page...

Mol	Chain	Res	Type	Atoms	Z	Observed(Å)	Ideal(Å)
1	13	539	A	N9-C4	-5.51	1.34	1.37
26	1H	2781	A	N9-C4	-5.51	1.34	1.37
26	1H	410	G	N9-C4	-5.51	1.33	1.38
26	1H	1528	A	N7-C5	-5.51	1.35	1.39
26	1H	1621	U	N1-C2	-5.51	1.33	1.38
26	14	1260	G	N7-C5	-5.51	1.35	1.39
26	14	2247	A	C6-N1	-5.51	1.31	1.35
26	1H	966	G	N1-C2	-5.50	1.33	1.37
26	1H	122	G	N7-C5	-5.50	1.35	1.39
26	1H	140	A	N7-C5	-5.50	1.35	1.39
26	1H	970	C	N1-C6	-5.50	1.33	1.37
26	14	2447	G	C5-C4	-5.49	1.34	1.38
26	1H	1613	G	N1-C2	-5.49	1.33	1.37
26	1H	2822	G	C5-C6	-5.49	1.36	1.42
46	G8	55	TYR	CG-CD2	-5.48	1.32	1.39
24	3L	4	U	C2-N3	5.48	1.41	1.37
26	14	1829	A	N7-C5	-5.48	1.35	1.39
26	1H	74	A	N3-C4	-5.48	1.31	1.34
26	1H	204	A	N3-C4	-5.47	1.31	1.34
26	14	71	A	C5-C4	5.47	1.42	1.38
26	1H	1965	C	C2-O2	-5.47	1.19	1.24
26	1H	229	A	N3-C4	5.46	1.38	1.34
26	1H	1496	A	N7-C5	-5.46	1.35	1.39
26	1H	1354	A	N9-C4	-5.44	1.34	1.37
26	14	2447	G	N9-C8	-5.44	1.34	1.37
26	1H	2591	C	N1-C6	-5.44	1.33	1.37
26	14	2772	C	N3-C4	-5.44	1.30	1.33
26	14	73	A	N9-C8	-5.44	1.33	1.37
49	J8	78	LYS	CD-CE	-5.43	1.37	1.51
26	1H	1332	G	N9-C4	-5.43	1.33	1.38
26	14	1784	A	C5-C6	-5.43	1.36	1.41
1	13	428	G	N9-C4	-5.42	1.33	1.38
26	1H	988	A	C6-N1	-5.42	1.31	1.35
26	1H	795	C	N1-C6	-5.42	1.33	1.37
26	14	2082	A	N3-C4	-5.42	1.31	1.34
26	14	2488	A	N9-C4	-5.42	1.34	1.37
26	14	2821	A	N9-C4	-5.41	1.34	1.37
26	1H	197	A	N3-C4	-5.41	1.31	1.34
46	G8	84	ARG	CB-CG	5.41	1.67	1.52
26	14	447	A	N3-C4	-5.40	1.31	1.34
26	1H	2346	A	N9-C4	-5.40	1.34	1.37
26	1H	473	G	N1-C2	-5.40	1.33	1.37

Continued on next page...

Continued from previous page...

Mol	Chain	Res	Type	Atoms	Z	Observed(Å)	Ideal(Å)
26	1H	1888	G	N9-C4	5.39	1.42	1.38
46	G8	55	TYR	CG-CD1	-5.38	1.32	1.39
26	14	2490	G	N9-C8	5.38	1.41	1.37
1	13	1502	A	C5-C6	-5.38	1.36	1.41
26	1H	1142(A)	A	N3-C4	-5.38	1.31	1.34
26	1H	551	G	N3-C4	-5.37	1.31	1.35
26	1H	2251	G	N3-C4	-5.36	1.31	1.35
26	14	2346	A	N9-C4	-5.36	1.34	1.37
26	1H	598	G	N3-C4	-5.35	1.31	1.35
26	1H	774	A	N7-C5	-5.34	1.36	1.39
26	1H	1957	C	N3-C4	-5.34	1.30	1.33
26	1H	2067	G	N3-C4	-5.34	1.31	1.35
26	1H	1966	A	N3-C4	-5.34	1.31	1.34
26	1H	2025	C	C4-C5	-5.34	1.38	1.43
26	14	2238	G	N7-C5	5.33	1.42	1.39
26	14	2506	U	C2-N3	5.33	1.41	1.37
26	1H	2040	C	N1-C6	-5.33	1.33	1.37
26	1H	1678	G	N9-C8	5.33	1.41	1.37
26	14	2070	G	C6-N1	-5.33	1.35	1.39
3	22	88	ARG	NE-CZ	-5.32	1.26	1.33
26	14	2740	A	N9-C4	-5.32	1.34	1.37
26	1H	182	A	C5-C4	-5.32	1.35	1.38
26	1H	2254	C	N1-C2	-5.32	1.34	1.40
26	1H	849	A	N9-C4	-5.32	1.34	1.37
26	1H	1632	A	N9-C4	-5.32	1.34	1.37
27	16	101	A	N9-C4	-5.32	1.34	1.37
26	1H	1678	G	C5-C6	-5.31	1.37	1.42
37	78	68	GLN	CD-OE1	-5.31	1.12	1.24
26	14	1983	C	N1-C6	-5.30	1.33	1.37
46	G8	27	VAL	CB-CG1	-5.30	1.41	1.52
33	59	69	ARG	CZ-NH2	5.30	1.40	1.33
1	13	1531	A	N9-C4	5.29	1.41	1.37
26	1H	2599	G	N9-C8	-5.29	1.34	1.37
26	1H	1984	G	C6-N1	-5.29	1.35	1.39
29	11	229	VAL	CB-CG1	-5.29	1.41	1.52
26	1H	945	A	N1-C2	5.29	1.39	1.34
26	1H	1698	A	N7-C5	-5.28	1.36	1.39
29	11	205	VAL	CB-CG2	-5.28	1.41	1.52
26	1H	414	C	N1-C6	-5.28	1.33	1.37
26	1H	1989	G	C5-C4	-5.28	1.34	1.38
26	1H	829	A	N7-C5	-5.28	1.36	1.39
26	1H	2713	A	C5-C4	5.27	1.42	1.38

Continued on next page...

Continued from previous page...

Mol	Chain	Res	Type	Atoms	Z	Observed(Å)	Ideal(Å)
1	13	501	C	N1-C6	5.26	1.40	1.37
1	13	1409	C	N3-C4	-5.26	1.30	1.33
24	3L	76	A	N9-C8	5.26	1.42	1.37
26	14	1021	A	N3-C4	-5.26	1.31	1.34
26	1H	1767	C	N3-C4	-5.26	1.30	1.33
26	14	729	G	C6-N1	5.26	1.43	1.39
26	1H	1772	G	C6-N1	-5.25	1.35	1.39
26	1H	1836	C	N3-C4	-5.25	1.30	1.33
26	14	2873	A	N3-C4	-5.25	1.31	1.34
26	1H	104	U	N1-C2	-5.25	1.33	1.38
26	1H	735	A	N9-C8	-5.25	1.33	1.37
26	14	676	A	C5-C4	5.25	1.42	1.38
26	1H	2569	G	N3-C4	-5.24	1.31	1.35
26	1H	722	A	N9-C4	-5.24	1.34	1.37
26	1H	21	A	N9-C4	-5.23	1.34	1.37
26	1H	2607	G	N7-C5	-5.23	1.36	1.39
26	1H	598	G	N9-C4	-5.23	1.33	1.38
41	75	11	GLU	CG-CD	-5.23	1.44	1.51
26	14	21	A	N3-C4	-5.22	1.31	1.34
26	1H	1786	A	N7-C5	-5.22	1.36	1.39
26	14	1204	A	N9-C4	-5.21	1.34	1.37
26	1H	945	A	C5-C4	5.21	1.42	1.38
8	7E	102	ARG	CD-NE	-5.20	1.37	1.46
26	1H	1937	A	C5-C4	-5.20	1.35	1.38
26	14	500	G	N9-C8	-5.20	1.34	1.37
26	1H	2287	A	C5-C6	-5.20	1.36	1.41
26	1H	2082	A	N3-C4	-5.20	1.31	1.34
26	14	1785	A	N9-C8	-5.20	1.33	1.37
1	13	1502	A	N7-C5	-5.19	1.36	1.39
26	1H	1430	C	C2-O2	-5.19	1.19	1.24
26	1H	1634	A	N7-C5	-5.19	1.36	1.39
26	1H	1678	G	N9-C4	-5.19	1.33	1.38
26	1H	497	A	N3-C4	-5.19	1.31	1.34
26	1H	2502	G	N7-C5	5.18	1.42	1.39
41	B8	11	GLU	CD-OE1	-5.18	1.20	1.25
26	14	879	G	N9-C4	5.18	1.42	1.38
26	14	828	U	N3-C4	-5.18	1.33	1.38
26	1H	1121	C	N3-C4	-5.18	1.30	1.33
26	14	1021	A	N9-C4	-5.16	1.34	1.37
3	2E	166	GLU	CD-OE2	-5.15	1.20	1.25
26	14	2444	G	N3-C4	-5.15	1.31	1.35
26	1H	735	A	C5-C4	-5.15	1.35	1.38

Continued on next page...

Continued from previous page...

Mol	Chain	Res	Type	Atoms	Z	Observed(Å)	Ideal(Å)
26	1H	1936	A	C5-C6	-5.14	1.36	1.41
26	14	2361	A	N9-C4	-5.14	1.34	1.37
26	14	2243	U	N1-C6	-5.14	1.33	1.38
26	1H	129	C	N1-C6	-5.14	1.34	1.37
26	1H	2688	U	N3-C4	-5.14	1.33	1.38
47	D5	94	GLU	C-N	5.13	1.44	1.34
26	1H	669	G	C2-N3	-5.13	1.28	1.32
26	1H	1244	G	C2-N3	-5.13	1.28	1.32
26	1H	674	G	C6-O6	-5.12	1.19	1.24
26	1H	751	A	C6-N1	-5.12	1.31	1.35
1	13	974	A	N9-C4	-5.12	1.34	1.37
26	14	2589	A	N9-C4	-5.12	1.34	1.37
26	1H	567	A	N9-C4	-5.12	1.34	1.37
26	1H	943	U	N1-C2	-5.12	1.33	1.38
26	1H	1496	A	C5-C6	-5.12	1.36	1.41
26	14	6	A	N9-C4	5.12	1.41	1.37
26	1H	1303	G	N7-C5	-5.10	1.36	1.39
3	22	88	ARG	CZ-NH1	-5.10	1.26	1.33
26	1H	774	A	C6-N1	5.10	1.39	1.35
26	1H	1369	G	C8-N7	-5.10	1.27	1.30
26	14	2599	G	N9-C4	-5.10	1.33	1.38
1	13	582	U	C2-N3	-5.09	1.34	1.37
26	1H	2622	C	N1-C6	-5.09	1.34	1.37
26	1H	516	C	C4-C5	-5.09	1.38	1.43
26	14	447	A	N9-C4	-5.09	1.34	1.37
26	14	739	G	C2-N3	-5.09	1.28	1.32
26	14	1789	A	C5-C6	-5.08	1.36	1.41
26	1H	204	A	C5-C4	-5.08	1.35	1.38
26	1H	945	A	C2-N3	5.08	1.38	1.33
26	1H	939	G	N3-C4	-5.08	1.31	1.35
26	1H	2674	G	C6-N1	-5.08	1.35	1.39
26	1H	1278	A	N9-C8	-5.08	1.33	1.37
26	14	1272	A	N3-C4	5.08	1.37	1.34
26	1H	1701	A	C5-C4	-5.07	1.35	1.38
37	35	52	GLU	CG-CD	5.07	1.59	1.51
26	1H	1602	U	C4-O4	5.07	1.27	1.23
26	1H	1784	A	C6-N1	-5.07	1.31	1.35
26	1H	1960	A	N7-C5	-5.07	1.36	1.39
26	1H	71	A	N9-C8	5.07	1.41	1.37
26	14	2287	A	N3-C4	-5.07	1.31	1.34
1	13	974	A	N7-C5	-5.07	1.36	1.39
26	14	838	C	N3-C4	-5.06	1.30	1.33

Continued on next page...

Continued from previous page...

Mol	Chain	Res	Type	Atoms	Z	Observed(Å)	Ideal(Å)
26	1H	1678	G	N3-C4	-5.06	1.31	1.35
26	1H	2601	C	C4-N4	-5.06	1.29	1.33
26	1H	2675	A	N3-C4	-5.06	1.31	1.34
26	14	699	A	C5-C4	-5.06	1.35	1.38
1	13	712	A	C6-N1	-5.06	1.32	1.35
26	1H	575	A	N3-C4	5.06	1.37	1.34
26	1H	787	U	C2-O2	-5.06	1.17	1.22
26	1H	2578	G	N1-C2	-5.06	1.33	1.37
41	B8	11	GLU	CG-CD	-5.06	1.44	1.51
26	1H	1616	A	N7-C5	-5.05	1.36	1.39
26	1H	1669	A	C5-C6	-5.05	1.36	1.41
26	1H	467	G	C5-C4	-5.05	1.34	1.38
26	1H	2360	A	N9-C4	-5.05	1.34	1.37
3	22	88	ARG	CD-NE	-5.05	1.37	1.46
26	14	786	C	N3-C4	-5.05	1.30	1.33
26	1H	1363	C	N3-C4	-5.04	1.30	1.33
26	1H	1251	C	N1-C6	-5.04	1.34	1.37
26	14	744	G	N9-C8	-5.03	1.34	1.37
26	14	2332	U	C4-C5	5.03	1.48	1.43
26	14	2615	U	N1-C2	5.02	1.43	1.38
1	1G	1139	G	N9-C4	-5.02	1.33	1.38
26	14	1807	G	N9-C8	-5.02	1.34	1.37
26	1H	1885	A	C5-C4	-5.02	1.35	1.38
26	1H	736	C	N1-C2	-5.02	1.35	1.40
26	14	1633	G	N7-C5	-5.02	1.36	1.39
26	1H	2062	A	N3-C4	5.01	1.37	1.34
26	1H	1258	C	N1-C6	-5.01	1.34	1.37
26	1H	2440	C	N3-C4	-5.01	1.30	1.33
26	1H	530	G	N9-C8	5.01	1.41	1.37

All (8817) bond angle outliers are listed below:

Mol	Chain	Res	Type	Atoms	Z	Observed(°)	Ideal(°)
26	1H	945	A	N1-C6-N6	20.77	131.06	118.60
26	1H	676	A	C2-N3-C4	-19.63	100.78	110.60
26	1H	783	A	C5-N7-C8	-19.52	94.14	103.90
26	1H	1332	G	C5-N7-C8	-18.53	95.04	104.30
26	1H	945	A	C6-C5-N7	-18.52	119.34	132.30
26	14	783	A	C2-N3-C4	-18.27	101.47	110.60
26	1H	1786	A	C5-N7-C8	-18.17	94.82	103.90
26	1H	1786	A	N7-C8-N9	18.04	122.82	113.80
26	1H	774	A	N3-C4-C5	17.80	139.26	126.80

Continued on next page...

Continued from previous page...

Mol	Chain	Res	Type	Atoms	Z	Observed(°)	Ideal(°)
26	1H	2287	A	C2-N3-C4	-17.76	101.72	110.60
26	1H	1786	A	C2-N3-C4	-17.73	101.74	110.60
26	14	945	A	N1-C6-N6	17.67	129.20	118.60
26	14	1332	G	C2-N3-C4	-17.07	103.36	111.90
26	14	1899	G	C2-N3-C4	-17.01	103.40	111.90
26	1H	783	A	N7-C8-N9	16.99	122.30	113.80
26	1H	783	A	C8-N9-C4	-16.93	99.03	105.80
26	14	1786	A	N7-C8-N9	16.69	122.14	113.80
26	1H	1496	A	N1-C6-N6	16.67	128.60	118.60
26	1H	1332	G	N7-C8-N9	16.58	121.39	113.10
26	1H	2490	G	C4-C5-N7	16.49	117.40	110.80
26	14	528	A	C2-N3-C4	-16.35	102.42	110.60
26	14	945	A	C2-N3-C4	-16.34	102.43	110.60
26	1H	2490	G	C5-N7-C8	-16.29	96.16	104.30
26	1H	1332	G	C2-N3-C4	-16.16	103.82	111.90
26	14	1786	A	C5-N7-C8	-16.08	95.86	103.90
26	1H	917	A	C2-N3-C4	-16.07	102.56	110.60
26	14	74	A	C2-N3-C4	-16.05	102.57	110.60
26	14	1899	G	N3-C4-N9	-15.95	116.43	126.00
26	1H	1336	A	N1-C6-N6	-15.93	109.04	118.60
26	1H	2699	C	C6-N1-C2	15.91	126.67	120.30
26	1H	1496	A	C5-N7-C8	-15.86	95.97	103.90
26	1H	140	A	N1-C6-N6	15.79	128.07	118.60
26	1H	1616	A	N1-C6-N6	15.69	128.01	118.60
26	1H	1332	G	C4-C5-N7	15.61	117.04	110.80
26	1H	774	A	C2-N3-C4	-15.48	102.86	110.60
26	1H	1332	G	C6-C5-N7	-15.46	121.13	130.40
26	1H	783	A	C2-N3-C4	-15.40	102.90	110.60
26	14	945	A	C6-C5-N7	-15.20	121.66	132.30
26	14	783	A	C5-N7-C8	-15.18	96.31	103.90
26	14	1899	G	N3-C4-C5	15.17	136.18	128.60
26	1H	1899	G	C2-N3-C4	-15.07	104.37	111.90
26	1H	576	U	C5-C4-O4	15.06	134.94	125.90
26	1H	1829	A	O5'-P-OP1	-14.96	92.23	105.70
29	11	28	GLU	C-N-CD	-14.84	87.94	120.60
26	14	1786	A	C8-N9-C4	-14.76	99.90	105.80
26	1H	973	A	C2-N3-C4	-14.66	103.27	110.60
26	1H	1496	A	N7-C8-N9	14.54	121.07	113.80
26	1H	945	A	C4-C5-C6	14.42	124.21	117.00
26	1H	774	A	N3-C4-N9	-14.32	115.94	127.40
26	1H	1332	G	N1-C6-O6	14.26	128.46	119.90
26	1H	1786	A	C8-N9-C4	-14.13	100.15	105.80

Continued on next page...

Continued from previous page...

Mol	Chain	Res	Type	Atoms	Z	Observed(°)	Ideal(°)
26	1H	196	A	O5'-P-OP2	-14.06	93.05	105.70
26	1H	1616	A	C5-N7-C8	-14.04	96.88	103.90
26	14	2873	A	C2-N3-C4	-14.04	103.58	110.60
26	1H	140	A	C5-N7-C8	-13.96	96.92	103.90
26	14	1248	G	O5'-P-OP1	13.96	127.45	110.70
26	14	140	A	N1-C6-N6	13.91	126.94	118.60
26	14	2430	A	C2-N3-C4	-13.78	103.71	110.60
26	1H	1394	U	C5-C6-N1	13.73	129.56	122.70
26	1H	945	A	C5-N7-C8	-13.68	97.06	103.90
26	1H	1817	G	C5-C6-O6	13.68	136.81	128.60
26	1H	774	A	C6-N1-C2	13.67	126.80	118.60
26	1H	783	A	C6-C5-N7	-13.67	122.73	132.30
26	14	565	C	C6-N1-C2	13.59	125.74	120.30
26	1H	510	C	O5'-P-OP2	-13.59	93.47	105.70
26	1H	735	A	C8-N9-C4	13.55	111.22	105.80
26	14	2518	A	N1-C6-N6	13.51	126.70	118.60
1	1G	900	A	O5'-P-OP1	-13.44	93.60	105.70
26	14	774	A	C2-N3-C4	-13.37	103.92	110.60
26	14	2460	U	O5'-P-OP1	-13.36	93.68	105.70
26	1H	2392	A	C5-N7-C8	-13.36	97.22	103.90
26	1H	530	G	N1-C6-O6	-13.35	111.89	119.90
1	13	690	G	C6-C5-N7	-13.34	122.40	130.40
26	1H	593	G	O5'-P-OP2	-13.32	93.72	105.70
26	1H	690	G	N9-C4-C5	-13.30	100.08	105.40
26	1H	1496	A	C4-C5-N7	13.29	117.35	110.70
26	1H	945	A	C2-N3-C4	-13.10	104.05	110.60
26	1H	148	C	C5-C6-N1	-13.10	114.45	121.00
26	1H	676	A	N3-C4-C5	13.09	135.97	126.80
26	14	783	A	N1-C6-N6	13.09	126.45	118.60
26	14	1332	G	C5-N7-C8	-13.09	97.76	104.30
24	3K	76	A	N7-C8-N9	13.08	120.34	113.80
26	1H	774	A	C5-C6-N1	-13.03	111.19	117.70
26	1H	74	A	C2-N3-C4	-12.99	104.11	110.60
1	13	235	C	C6-N1-C2	12.95	125.48	120.30
26	1H	1787	A	O5'-P-OP1	-12.95	94.05	105.70
26	1H	1899	G	N1-C2-N3	12.94	131.67	123.90
26	1H	1616	A	C4-C5-N7	12.90	117.15	110.70
26	14	698	C	N3-C4-C5	-12.86	116.75	121.90
26	1H	467	G	O5'-P-OP2	-12.85	94.14	105.70
26	1H	698	C	C4-C5-C6	12.83	123.82	117.40
26	1H	1611	C	C6-N1-C2	12.82	125.43	120.30
26	1H	1204	A	O4'-C1'-N9	12.81	118.45	108.20

Continued on next page...

Continued from previous page...

Mol	Chain	Res	Type	Atoms	Z	Observed(°)	Ideal(°)
26	1H	2710	C	C6-N1-C2	12.81	125.43	120.30
26	1H	140	A	N7-C8-N9	12.80	120.20	113.80
27	16	47	C	C6-N1-C2	12.79	125.42	120.30
26	1H	945	A	N7-C8-N9	12.79	120.19	113.80
26	1H	676	A	N3-C4-N9	-12.76	117.19	127.40
26	1H	1325	G	N1-C6-O6	12.76	127.56	119.90
26	14	2873	A	N7-C8-N9	12.74	120.17	113.80
26	1H	774	A	N1-C6-N6	12.74	126.25	118.60
24	3K	76	A	C5-N7-C8	-12.72	97.54	103.90
26	1H	71	A	C2-N3-C4	-12.72	104.24	110.60
26	14	676	A	C2-N3-C4	-12.70	104.25	110.60
26	1H	1698	A	C2-N3-C4	-12.63	104.29	110.60
26	1H	1950	G	N7-C8-N9	12.61	119.41	113.10
26	1H	863	A	O5'-P-OP2	-12.59	94.37	105.70
26	1H	917	A	C5-C6-N1	-12.59	111.41	117.70
26	14	330	A	C2-N3-C4	-12.54	104.33	110.60
26	1H	2518	A	N1-C6-N6	12.52	126.11	118.60
26	1H	2490	G	N3-C4-C5	12.50	134.85	128.60
26	1H	783	A	C4-C5-N7	12.49	116.95	110.70
26	14	74	A	C5-C6-N1	-12.48	111.46	117.70
26	14	2873	A	N1-C2-N3	12.46	135.53	129.30
26	14	2518	A	C2-N3-C4	-12.46	104.37	110.60
26	1H	682	G	O5'-P-OP2	-12.42	94.52	105.70
26	14	840	C	C6-N1-C2	12.42	125.27	120.30
26	1H	690	G	C2-N3-C4	-12.41	105.69	111.90
26	1H	71	A	C5-N7-C8	-12.41	97.69	103.90
1	13	1502	A	C5-N7-C8	-12.38	97.71	103.90
26	1H	2346	A	C8-N9-C4	-12.38	100.85	105.80
26	14	783	A	N7-C8-N9	12.35	119.98	113.80
26	1H	2000	G	O5'-P-OP2	-12.34	94.59	105.70
26	1H	613	U	C5-C4-O4	12.32	133.29	125.90
26	14	945	A	N1-C2-N3	12.31	135.46	129.30
26	14	945	A	C4-C5-N7	12.29	116.84	110.70
26	14	1616	A	C5-N7-C8	-12.26	97.77	103.90
26	14	687	C	O5'-P-OP1	-12.24	94.68	105.70
26	1H	768	G	OP1-P-OP2	12.19	137.88	119.60
26	1H	860	U	C4-C5-C6	12.16	127.00	119.70
26	1H	2700	C	C6-N1-C2	12.15	125.16	120.30
26	1H	1627	G	N1-C6-O6	-12.15	112.61	119.90
26	1H	1931	U	N3-C2-O2	-12.15	113.69	122.20
26	1H	1786	A	N1-C2-N3	12.14	135.37	129.30
26	1H	783	A	N1-C6-N6	12.11	125.87	118.60

Continued on next page...

Continued from previous page...

Mol	Chain	Res	Type	Atoms	Z	Observed(°)	Ideal(°)
26	14	1204	A	C2-N3-C4	-12.10	104.55	110.60
26	1H	2346	A	N1-C2-N3	12.05	135.32	129.30
26	1H	735	A	N7-C8-N9	-12.04	107.78	113.80
26	1H	801	G	O5'-P-OP2	-12.00	94.90	105.70
26	1H	2447	G	N1-C6-O6	11.99	127.09	119.90
26	14	2712	U	C5-C6-N1	-11.99	116.71	122.70
26	1H	576	U	N3-C2-O2	-11.96	113.83	122.20
1	13	19	C	C6-N1-C2	-11.95	115.52	120.30
26	1H	1678	G	C2-N3-C4	-11.93	105.93	111.90
26	1H	1496	A	C6-C5-N7	-11.93	123.95	132.30
26	1H	698	C	C5-C6-N1	-11.92	115.04	121.00
26	1H	1006	C	O5'-P-OP1	-11.90	94.99	105.70
26	1H	2346	A	N7-C8-N9	11.89	119.75	113.80
26	1H	1496	A	C5-C6-N6	-11.89	114.19	123.70
26	1H	1325	G	C5-C6-O6	-11.88	121.47	128.60
26	14	1786	A	C2-N3-C4	-11.88	104.66	110.60
26	1H	148	C	C6-N1-C2	11.87	125.05	120.30
26	1H	140	A	C6-C5-N7	-11.84	124.02	132.30
26	14	2247	A	N1-C6-N6	-11.83	111.50	118.60
26	1H	1210	A	C8-N9-C4	-11.82	101.07	105.80
26	1H	452	G	N1-C6-O6	-11.82	112.81	119.90
26	1H	2346	A	N1-C6-N6	11.77	125.66	118.60
26	1H	1604	C	N1-C2-O2	-11.77	111.84	118.90
26	14	1784	A	C2-N3-C4	-11.76	104.72	110.60
26	14	1381	G	C4-C5-N7	11.74	115.50	110.80
26	1H	1950	G	C5-N7-C8	-11.73	98.44	104.30
26	1H	2252	G	O5'-P-OP2	-11.73	95.15	105.70
26	1H	691	C	N1-C2-O2	-11.72	111.86	118.90
26	1H	1786	A	C6-C5-N7	-11.72	124.09	132.30
26	14	783	A	C5-C6-N1	-11.71	111.85	117.70
26	14	2430	A	N1-C6-N6	11.68	125.61	118.60
26	1H	587	C	C2-N3-C4	-11.67	114.07	119.90
26	14	1698	A	N1-C6-N6	11.66	125.60	118.60
26	1H	2346	A	C6-C5-N7	-11.65	124.14	132.30
26	14	796	C	C6-N1-C2	11.65	124.96	120.30
26	14	2080	G	O5'-P-OP2	-11.65	95.21	105.70
26	14	1678	G	N3-C4-C5	11.64	134.42	128.60
26	1H	2598	A	C8-N9-C4	11.63	110.45	105.80
26	14	1332	G	N3-C4-C5	11.63	134.42	128.60
26	14	1899	G	N3-C2-N2	-11.63	111.76	119.90
26	1H	690	G	C6-C5-N7	-11.62	123.43	130.40
26	1H	2342	C	C6-N1-C2	-11.62	115.65	120.30

Continued on next page...

Continued from previous page...

Mol	Chain	Res	Type	Atoms	Z	Observed(°)	Ideal(°)
26	1H	1603	A	C8-N9-C4	-11.61	101.16	105.80
24	3L	76	A	C5-N7-C8	-11.60	98.10	103.90
26	1H	621	A	C5-N7-C8	-11.60	98.10	103.90
26	1H	1819	A	C5-C6-N6	-11.59	114.43	123.70
26	1H	812	C	N1-C2-O2	-11.59	111.95	118.90
33	59	69	ARG	NE-CZ-NH2	-11.58	114.51	120.30
26	1H	1376	C	O5'-P-OP1	-11.57	95.29	105.70
26	1H	330	A	C2-N3-C4	-11.56	104.82	110.60
26	14	783	A	C6-C5-N7	-11.56	124.20	132.30
26	1H	2688	U	N3-C4-O4	-11.55	111.31	119.40
26	1H	698	C	C6-N1-C2	11.54	124.92	120.30
26	1H	1616	A	C5-C6-N6	-11.54	114.47	123.70
26	1H	1817	G	N1-C6-O6	-11.53	112.98	119.90
26	1H	1678	G	N1-C6-O6	11.52	126.81	119.90
26	14	140	A	C4-C5-N7	11.51	116.45	110.70
26	1H	138	G	C5-N7-C8	-11.50	98.55	104.30
26	1H	945	A	C4-C5-N7	11.49	116.44	110.70
26	1H	2430	A	C2-N3-C4	-11.47	104.86	110.60
26	1H	2688	U	N3-C2-O2	-11.46	114.18	122.20
26	1H	140	A	C4-C5-N7	11.46	116.43	110.70
26	1H	1528	A	C8-N9-C4	-11.46	101.22	105.80
26	1H	860	U	C5-C6-N1	-11.44	116.98	122.70
26	14	2818	G	C8-N9-C4	11.44	110.97	106.40
26	1H	621	A	C2-N3-C4	-11.43	104.88	110.60
26	14	130	C	N3-C4-C5	11.43	126.47	121.90
26	1H	1210	A	N7-C8-N9	11.41	119.50	113.80
1	13	1489	G	C8-N9-C4	11.40	110.96	106.40
26	1H	575	A	C8-N9-C4	11.40	110.36	105.80
26	1H	2430	A	C5-N7-C8	-11.40	98.20	103.90
26	14	1786	A	O5'-P-OP2	-11.40	95.44	105.70
26	1H	966	G	N1-C6-O6	-11.40	113.06	119.90
26	1H	773	U	C5-C6-N1	-11.36	117.02	122.70
26	14	2346	A	C2-N3-C4	-11.36	104.92	110.60
26	14	2441	C	O5'-P-OP1	-11.35	95.49	105.70
26	1H	744	G	N1-C6-O6	-11.32	113.11	119.90
26	14	140	A	C5-N7-C8	-11.31	98.24	103.90
26	1H	1940	U	N1-C2-O2	-11.30	114.89	122.80
26	1H	1970	A	O5'-P-OP2	-11.30	95.53	105.70
26	1H	2476	A	C8-N9-C4	-11.29	101.28	105.80
1	13	789	U	N3-C2-O2	-11.28	114.31	122.20
26	1H	679	C	C6-N1-C2	11.26	124.81	120.30
26	1H	1990	C	C6-N1-C2	-11.26	115.80	120.30

Continued on next page...

Continued from previous page...

Mol	Chain	Res	Type	Atoms	Z	Observed(°)	Ideal(°)
26	1H	974	G	O5'-P-OP2	-11.25	95.58	105.70
26	14	1602	U	O5'-P-OP2	11.23	124.18	110.70
26	1H	945	A	N1-C2-N3	11.22	134.91	129.30
26	14	74	A	N1-C6-N6	11.21	125.33	118.60
26	1H	1393	A	O5'-P-OP2	-11.21	95.61	105.70
1	13	1371	G	O5'-P-OP1	-11.20	95.62	105.70
26	1H	1678	G	C5-N7-C8	-11.19	98.71	104.30
26	14	1277	G	C8-N9-C4	11.19	110.88	106.40
26	14	1332	G	N3-C4-N9	-11.16	119.30	126.00
1	13	880	C	C6-N1-C2	11.15	124.76	120.30
26	1H	917	A	N1-C2-N3	11.14	134.87	129.30
26	14	1678	G	N3-C4-N9	-11.14	119.31	126.00
26	1H	2822	G	C4-C5-N7	11.14	115.26	110.80
26	1H	1350	C	O5'-P-OP1	-11.14	95.68	105.70
1	13	892	A	C2-N3-C4	-11.09	105.06	110.60
26	1H	1931	U	N1-C2-N3	11.09	121.55	114.90
27	16	8	U	O5'-P-OP1	11.09	124.00	110.70
26	14	1678	G	C2-N3-C4	-11.06	106.37	111.90
26	14	2688	U	N3-C2-O2	-11.05	114.47	122.20
1	13	690	G	C4-C5-N7	11.05	115.22	110.80
26	14	2084	C	C2-N3-C4	-11.05	114.38	119.90
1	1G	1489	G	C8-N9-C4	11.04	110.82	106.40
26	14	2591	C	N1-C2-O2	-11.02	112.29	118.90
26	1H	1271	G	O5'-P-OP2	-11.02	95.78	105.70
26	14	2067	G	N3-C2-N2	-11.02	112.19	119.90
26	14	1821	A	C8-N9-C4	-11.02	101.39	105.80
26	1H	966	G	C5-C6-O6	11.01	135.21	128.60
1	1G	690	G	C5-N7-C8	-11.01	98.80	104.30
23	2L	77	A	C8-N9-C4	11.01	110.20	105.80
26	1H	2311	A	C2-N3-C4	-10.99	105.11	110.60
26	14	796	C	N3-C4-C5	10.99	126.30	121.90
26	1H	389	G	C8-N9-C4	10.98	110.79	106.40
26	1H	2276	G	C4-C5-N7	-10.98	106.41	110.80
26	1H	729	G	C4-C5-N7	10.96	115.18	110.80
27	16	81	G	C4-C5-N7	10.96	115.18	110.80
26	1H	2700	C	N3-C4-C5	10.95	126.28	121.90
26	1H	2346	A	O4'-C1'-N9	10.95	116.96	108.20
26	1H	133	C	C6-N1-C2	10.93	124.67	120.30
26	1H	609	A	N1-C6-N6	10.93	125.16	118.60
26	1H	690	G	C5-C6-O6	10.92	135.15	128.60
26	1H	1030	G	N1-C6-O6	-10.92	113.35	119.90
26	14	2873	A	C5-C6-N1	-10.91	112.24	117.70

Continued on next page...

Continued from previous page...

Mol	Chain	Res	Type	Atoms	Z	Observed(°)	Ideal(°)
26	14	945	A	C5-N7-C8	-10.91	98.44	103.90
26	1H	1611	C	C5-C6-N1	-10.88	115.56	121.00
26	14	2873	A	C5-N7-C8	-10.87	98.47	103.90
26	14	528	A	N3-C4-C5	10.86	134.41	126.80
26	1H	2430	A	N3-C4-N9	-10.86	118.71	127.40
26	14	782	A	O5'-P-OP1	-10.83	95.95	105.70
26	14	71	A	C2-N3-C4	-10.82	105.19	110.60
26	14	192	C	C6-N1-C2	10.81	124.62	120.30
26	1H	2253	G	O5'-P-OP2	-10.81	95.97	105.70
26	1H	2392	A	N7-C8-N9	10.81	119.20	113.80
26	1H	1496	A	C8-N9-C4	-10.80	101.48	105.80
1	13	1502	A	C2-N3-C4	-10.79	105.20	110.60
26	1H	576	U	N3-C4-O4	-10.79	111.85	119.40
26	1H	2506	U	N1-C2-O2	10.79	130.35	122.80
26	14	687	C	C6-N1-C2	-10.79	115.98	120.30
26	1H	1616	A	C6-C5-N7	-10.78	124.75	132.30
26	14	2374	C	C6-N1-C2	10.78	124.61	120.30
26	1H	138	G	N7-C8-N9	10.77	118.48	113.10
26	14	770	G	O5'-P-OP2	-10.77	96.01	105.70
26	14	783	A	C4-C5-N7	10.76	116.08	110.70
26	1H	210	C	C6-N1-C2	10.75	124.60	120.30
26	1H	1627	G	C5-C6-O6	10.74	135.04	128.60
26	1H	1693	U	O5'-P-OP1	-10.73	96.04	105.70
26	14	71	A	C5-N7-C8	-10.73	98.54	103.90
26	1H	678	C	N3-C4-C5	10.72	126.19	121.90
26	1H	1678	G	N3-C4-C5	10.72	133.96	128.60
26	1H	728	G	O5'-P-OP2	-10.72	96.05	105.70
26	1H	1786	A	N1-C6-N6	10.72	125.03	118.60
26	1H	729	G	C8-N9-C4	-10.71	102.12	106.40
26	1H	1013	C	N1-C2-O2	-10.71	112.48	118.90
26	1H	1614	A	C2-N3-C4	-10.71	105.25	110.60
26	14	675	A	N9-C4-C5	-10.69	101.53	105.80
26	1H	1616	A	N7-C8-N9	10.68	119.14	113.80
26	1H	1698	A	C5-N7-C8	-10.66	98.57	103.90
1	13	789	U	C5-C4-O4	10.65	132.29	125.90
26	1H	1819	A	N1-C6-N6	10.65	124.99	118.60
26	1H	1639	U	N3-C2-O2	-10.64	114.75	122.20
26	1H	2699	C	C5-C6-N1	-10.64	115.68	121.00
26	1H	2392	A	C2-N3-C4	-10.63	105.28	110.60
26	1H	74	A	N7-C8-N9	10.61	119.11	113.80
26	14	2287	A	C2-N3-C4	-10.61	105.30	110.60
26	14	783	A	C8-N9-C4	-10.61	101.56	105.80

Continued on next page...

Continued from previous page...

Mol	Chain	Res	Type	Atoms	Z	Observed(°)	Ideal(°)
26	14	2084	C	C5-C6-N1	-10.60	115.70	121.00
26	1H	2040	C	C6-N1-C2	10.59	124.54	120.30
26	14	1763	G	O5'-P-OP2	-10.59	96.17	105.70
26	1H	1899	G	C5-N7-C8	-10.58	99.01	104.30
26	1H	130	C	C6-N1-C2	10.58	124.53	120.30
26	1H	140	A	C5-C6-N6	-10.57	115.24	123.70
26	1H	690	G	C4-C5-N7	10.57	115.03	110.80
1	13	817	C	C6-N1-C2	10.56	124.52	120.30
26	1H	1021	A	C5-N7-C8	-10.56	98.62	103.90
26	14	2273	A	O5'-P-OP2	-10.55	96.21	105.70
27	1J	30	C	C6-N1-C2	-10.55	116.08	120.30
26	1H	676	A	C5-N7-C8	-10.54	98.63	103.90
26	14	1496	A	N7-C8-N9	10.54	119.07	113.80
26	1H	1678	G	C4-C5-N7	10.54	115.02	110.80
26	14	802	A	O5'-P-OP2	-10.54	96.21	105.70
26	1H	793	A	N1-C6-N6	10.54	124.92	118.60
26	1H	1914	C	C2-N1-C1'	10.53	130.39	118.80
26	14	2261	C	O5'-P-OP1	10.53	123.34	110.70
26	1H	1673	U	C5-C6-N1	-10.53	117.43	122.70
26	1H	1210	A	C5-N7-C8	-10.52	98.64	103.90
26	1H	1950	G	C8-N9-C4	-10.52	102.19	106.40
26	1H	531	C	O5'-P-OP1	-10.51	96.24	105.70
26	1H	678	C	C6-N1-C2	10.51	124.50	120.30
26	1H	787	U	N3-C4-O4	-10.50	112.05	119.40
26	1H	2509	G	N1-C6-O6	-10.50	113.60	119.90
26	14	1914	C	C6-N1-C2	-10.50	116.10	120.30
26	1H	2701	C	C2-N3-C4	-10.50	114.65	119.90
26	14	2072	G	C4-C5-N7	10.49	115.00	110.80
26	1H	2710	C	C5-C6-N1	-10.49	115.75	121.00
26	1H	736	C	C4-C5-C6	-10.49	112.16	117.40
26	1H	783	A	N1-C2-N3	10.48	134.54	129.30
1	13	1227	A	C5-N7-C8	-10.47	98.67	103.90
26	1H	1613	G	N1-C6-O6	-10.46	113.62	119.90
26	1H	1312	U	C5-C4-O4	10.46	132.17	125.90
26	1H	664	C	C6-N1-C2	10.45	124.48	120.30
26	1H	2000	G	O5'-P-OP1	10.46	123.25	110.70
26	14	1332	G	N1-C2-N3	10.45	130.17	123.90
26	14	2873	A	C6-C5-N7	-10.44	124.99	132.30
26	1H	210	C	C5-C6-N1	-10.43	115.78	121.00
26	1H	120	U	C5-C6-N1	-10.43	117.49	122.70
26	1H	865	C	O5'-P-OP2	10.43	123.21	110.70
26	14	2595	G	C8-N9-C4	10.42	110.57	106.40

Continued on next page...

Continued from previous page...

Mol	Chain	Res	Type	Atoms	Z	Observed(°)	Ideal(°)
26	1H	452	G	C5-C6-O6	10.41	134.85	128.60
26	1H	1950	G	C4-C5-N7	10.40	114.96	110.80
26	1H	853	G	O5'-P-OP2	-10.40	96.34	105.70
26	1H	678	C	C2-N3-C4	-10.40	114.70	119.90
26	1H	1021	A	N7-C8-N9	10.40	119.00	113.80
26	1H	1786	A	C4-C5-N7	10.39	115.90	110.70
1	13	345	C	N1-C2-O2	10.39	125.14	118.90
26	1H	729	G	N7-C8-N9	10.39	118.29	113.10
26	14	833	U	N1-C2-O2	-10.38	115.53	122.80
26	14	2377	A	C8-N9-C4	10.38	109.95	105.80
24	3K	76	A	C8-N9-C4	-10.38	101.65	105.80
24	3L	76	A	N1-C6-N6	10.37	124.82	118.60
26	1H	71	A	C4-C5-N7	10.37	115.88	110.70
26	1H	74	A	C5-N7-C8	-10.37	98.72	103.90
26	1H	658	C	O5'-P-OP2	-10.36	96.38	105.70
26	1H	2346	A	C5-N7-C8	-10.36	98.72	103.90
26	1H	245	G	N1-C6-O6	10.36	126.11	119.90
26	14	1761	C	N1-C2-O2	-10.36	112.69	118.90
1	13	905	U	C5-C4-O4	-10.34	119.69	125.90
26	14	1332	G	N7-C8-N9	10.34	118.27	113.10
26	14	774	A	N3-C4-C5	10.34	134.04	126.80
26	14	2430	A	C5-C6-N1	-10.34	112.53	117.70
26	14	2430	A	N3-C4-C5	10.34	134.04	126.80
26	1H	1781	C	C6-N1-C2	10.34	124.43	120.30
26	1H	2490	G	N7-C8-N9	10.33	118.27	113.10
26	1H	2584	U	N3-C2-O2	-10.33	114.97	122.20
26	1H	2346	A	C4-C5-C6	10.33	122.17	117.00
26	14	1616	A	O4'-C1'-N9	10.33	116.46	108.20
26	1H	796	C	C6-N1-C2	10.31	124.42	120.30
26	14	528	A	N3-C4-N9	-10.31	119.16	127.40
1	13	789	U	N1-C2-N3	10.30	121.08	114.90
26	1H	1548	C	C6-N1-C2	-10.30	116.18	120.30
26	1H	1325	G	C6-C5-N7	-10.30	124.22	130.40
26	1H	793	A	C5-C6-N6	-10.29	115.47	123.70
26	14	1600	C	O5'-P-OP2	-10.29	96.43	105.70
1	13	974	A	N1-C6-N6	10.29	124.77	118.60
26	1H	389	G	N9-C4-C5	-10.29	101.28	105.40
26	1H	774	A	C5-N7-C8	-10.29	98.76	103.90
26	14	399	G	O5'-P-OP2	-10.28	96.44	105.70
26	14	1798	U	O5'-P-OP2	-10.28	96.45	105.70
26	1H	691	C	N3-C2-O2	10.27	129.09	121.90
26	1H	729	G	C5-N7-C8	-10.26	99.17	104.30

Continued on next page...

Continued from previous page...

Mol	Chain	Res	Type	Atoms	Z	Observed(°)	Ideal(°)
26	1H	2392	A	C4-C5-N7	10.26	115.83	110.70
1	13	966	G	C5-C6-O6	-10.26	122.44	128.60
26	1H	140	A	C8-N9-C4	-10.25	101.70	105.80
26	1H	148	C	C2-N3-C4	-10.25	114.77	119.90
26	14	2674	G	O5'-P-OP2	-10.25	96.47	105.70
26	14	675	A	C8-N9-C4	10.25	109.90	105.80
26	1H	134	C	N3-C2-O2	-10.25	114.72	121.90
26	1H	2346	A	C2-N3-C4	-10.24	105.48	110.60
26	1H	1676	A	C2-N3-C4	-10.23	105.48	110.60
26	1H	512	G	O4'-C1'-N9	10.23	116.39	108.20
26	1H	845	G	C5-N7-C8	-10.23	99.19	104.30
26	1H	2439	A	N1-C6-N6	10.22	124.73	118.60
26	1H	1362	C	O5'-P-OP2	-10.21	96.51	105.70
26	1H	959	A	N1-C6-N6	-10.20	112.48	118.60
26	1H	1940	U	C5-C4-O4	-10.20	119.78	125.90
26	1H	773	U	C2-N3-C4	-10.20	120.88	127.00
26	14	746	A	O5'-P-OP2	10.20	122.94	110.70
26	14	2713	A	C2-N3-C4	-10.19	105.51	110.60
26	1H	2530	A	N1-C6-N6	10.18	124.71	118.60
26	1H	537	C	O5'-P-OP2	-10.18	96.54	105.70
26	1H	2490	G	C2-N3-C4	-10.17	106.81	111.90
26	14	2261	C	O5'-P-OP2	-10.17	96.55	105.70
26	1H	947	G	N1-C6-O6	10.15	125.99	119.90
26	1H	1369	G	C8-N9-C4	10.14	110.46	106.40
26	1H	2838	G	O5'-P-OP1	-10.13	96.58	105.70
26	1H	945	A	C5-C6-N6	-10.13	115.59	123.70
26	14	510	C	C6-N1-C2	-10.13	116.25	120.30
26	1H	1948	G	C5-C6-O6	10.12	134.68	128.60
1	13	1502	A	C4-C5-N7	10.12	115.76	110.70
26	1H	909	A	N1-C6-N6	-10.12	112.53	118.60
1	13	690	G	N1-C6-O6	10.11	125.97	119.90
26	1H	806	C	N1-C2-O2	10.11	124.97	118.90
26	14	796	C	C5-C6-N1	-10.10	115.95	121.00
26	1H	678	C	C5-C6-N1	-10.10	115.95	121.00
26	1H	74	A	N1-C2-N3	10.09	134.35	129.30
26	1H	1942	C	C4-C5-C6	-10.09	112.35	117.40
26	1H	2070	G	O5'-P-OP2	-10.09	96.62	105.70
26	1H	2688	U	C5-C4-O4	10.09	131.96	125.90
26	1H	391	G	N1-C6-O6	10.09	125.95	119.90
27	16	81	G	C6-C5-N7	-10.09	124.35	130.40
26	1H	1373	A	O5'-P-OP2	-10.08	96.63	105.70
26	1H	813	U	C5-C6-N1	-10.08	117.66	122.70

Continued on next page...

Continued from previous page...

Mol	Chain	Res	Type	Atoms	Z	Observed(°)	Ideal(°)
1	13	902	G	O5'-P-OP2	-10.06	96.64	105.70
1	1G	690	G	N3-C4-C5	10.05	133.63	128.60
26	14	1678	G	C5-N7-C8	-10.05	99.27	104.30
26	1H	46	C	C6-N1-C2	-10.04	116.28	120.30
26	1H	196	A	N1-C6-N6	10.04	124.62	118.60
26	14	1835	G	O5'-P-OP1	-10.04	96.66	105.70
26	1H	1759	A	O5'-P-OP1	-10.04	96.67	105.70
26	1H	2287	A	C5-C6-N1	-10.04	112.68	117.70
26	14	4	C	C2-N1-C1'	10.03	129.83	118.80
26	1H	795	C	O5'-P-OP1	-10.03	96.68	105.70
26	1H	1559	G	N3-C4-C5	10.02	133.61	128.60
26	14	2258	C	O5'-P-OP1	-10.02	96.68	105.70
26	14	510	C	O5'-P-OP2	-10.01	96.69	105.70
26	1H	989	G	C5-C6-O6	-10.01	122.59	128.60
26	1H	1021	A	C2-N3-C4	-10.01	105.60	110.60
26	1H	2503	A	N1-C2-N3	-10.00	124.30	129.30
26	14	2033	A	O5'-P-OP2	-10.00	96.70	105.70
26	1H	1332	G	N1-C2-N3	10.00	129.90	123.90
26	14	1899	G	C8-N9-C1'	10.00	140.00	127.00
26	1H	658	C	O5'-P-OP1	10.00	122.69	110.70
26	14	48	G	C8-N9-C4	-9.99	102.40	106.40
26	14	974(A)	C	C5-C4-N4	9.99	127.19	120.20
26	14	1932	A	O5'-P-OP1	-9.99	96.71	105.70
26	14	2386	C	C6-N1-C2	9.99	124.30	120.30
26	1H	1914	C	N1-C2-O2	9.98	124.89	118.90
24	3L	76	A	N7-C8-N9	9.97	118.79	113.80
1	13	1502	A	N7-C8-N9	9.97	118.78	113.80
26	1H	788	A	N1-C6-N6	9.96	124.58	118.60
1	13	656	C	C5-C6-N1	9.94	125.97	121.00
24	3K	76	A	N1-C6-N6	9.94	124.56	118.60
26	1H	178	G	O5'-P-OP1	-9.94	96.76	105.70
26	1H	2515	C	N3-C4-C5	9.93	125.87	121.90
26	14	1780	A	C8-N9-C4	-9.93	101.83	105.80
29	19	196	VAL	C-N-CA	-9.92	101.47	122.30
26	1H	210	C	C2-N3-C4	-9.92	114.94	119.90
26	1H	2067	G	N9-C4-C5	9.91	109.36	105.40
26	1H	420	C	C6-N1-C2	9.90	124.26	120.30
26	14	1801	G	C5-C6-O6	-9.90	122.66	128.60
26	14	1899	G	N1-C2-N3	9.90	129.84	123.90
26	1H	144	C	N3-C4-C5	9.90	125.86	121.90
26	14	945	A	C5-C6-N6	-9.89	115.79	123.70
26	14	2596	U	O5'-P-OP2	-9.89	96.80	105.70

Continued on next page...

Continued from previous page...

Mol	Chain	Res	Type	Atoms	Z	Observed(°)	Ideal(°)
26	1H	689	A	N1-C2-N3	9.88	134.24	129.30
26	1H	966	G	C8-N9-C4	9.88	110.35	106.40
26	1H	1142(A)	A	C2-N3-C4	-9.88	105.66	110.60
26	1H	1983	C	C6-N1-C2	9.88	124.25	120.30
26	14	1342	A	N1-C2-N3	9.88	134.24	129.30
26	1H	120	U	C4-C5-C6	9.87	125.62	119.70
26	14	677	A	C8-N9-C4	-9.87	101.85	105.80
26	1H	263	C	O5'-P-OP2	-9.86	96.82	105.70
26	1H	2713	A	C2-N3-C4	-9.86	105.67	110.60
26	1H	2424	C	OP1-P-OP2	9.85	134.38	119.60
1	13	580	U	C5-C6-N1	-9.85	117.78	122.70
26	1H	2502	G	C8-N9-C4	-9.85	102.46	106.40
26	14	330	A	N1-C6-N6	9.85	124.51	118.60
26	14	1614	A	C2-N3-C4	-9.82	105.69	110.60
26	1H	189	G	C8-N9-C4	9.81	110.32	106.40
26	14	2253	G	O5'-P-OP2	-9.81	96.87	105.70
26	1H	2048	G	C8-N9-C4	-9.80	102.48	106.40
26	14	835	A	O5'-P-OP2	-9.80	96.88	105.70
26	1H	1899	G	C8-N9-C4	-9.79	102.48	106.40
26	1H	1370	C	C5-C6-N1	-9.79	116.11	121.00
26	14	1489	U	C5-C4-O4	9.78	131.77	125.90
26	1H	1955	U	N1-C2-N3	9.78	120.77	114.90
26	1H	2447	G	C5-C6-O6	-9.78	122.73	128.60
26	1H	2287	A	N1-C2-N3	9.78	134.19	129.30
26	14	1786	A	C4-C5-N7	9.78	115.59	110.70
26	1H	664	C	C5-C6-N1	-9.77	116.12	121.00
26	14	621	A	C5-N7-C8	-9.77	99.02	103.90
26	1H	700	G	N3-C2-N2	-9.77	113.06	119.90
26	1H	1931	U	C5-C4-O4	9.76	131.76	125.90
1	13	690	G	C5-N7-C8	-9.76	99.42	104.30
26	14	1506	C	C6-N1-C2	-9.76	116.40	120.30
26	1H	448	U	C5-C6-N1	-9.76	117.82	122.70
26	1H	1967	C	N3-C2-O2	-9.73	115.09	121.90
26	1H	382	G	C8-N9-C4	9.73	110.29	106.40
26	1H	676	A	O4'-C1'-N9	9.72	115.98	108.20
26	14	684	G	C8-N9-C4	-9.72	102.51	106.40
26	14	783	A	N3-C4-C5	9.72	133.60	126.80
26	14	1408	C	N1-C2-O2	-9.72	113.07	118.90
26	1H	2380	C	C5-C6-N1	-9.71	116.14	121.00
26	14	2502	G	O5'-P-OP1	-9.70	96.97	105.70
26	14	1899	G	C4-N9-C1'	-9.69	113.91	126.50
26	14	2392	A	C5-C6-N1	-9.67	112.87	117.70

Continued on next page...

Continued from previous page...

Mol	Chain	Res	Type	Atoms	Z	Observed(°)	Ideal(°)
26	14	1619	G	O5'-P-OP2	-9.66	97.01	105.70
26	1H	410	G	O5'-P-OP1	-9.66	97.01	105.70
26	1H	831	G	O5'-P-OP2	-9.66	97.01	105.70
27	16	81	G	C5-N7-C8	-9.66	99.47	104.30
26	1H	2053	G	C5-C6-O6	-9.65	122.81	128.60
26	14	2711	A	C2-N3-C4	-9.65	105.78	110.60
1	1G	519	C	C6-N1-C2	9.65	124.16	120.30
26	14	740	U	C5-C4-O4	9.65	131.69	125.90
26	1H	138	G	C4-C5-N7	9.64	114.66	110.80
26	1H	1053	C	C6-N1-C2	-9.64	116.44	120.30
26	1H	1314	C	C6-N1-C2	-9.64	116.44	120.30
26	14	1187	G	C8-N9-C4	-9.64	102.54	106.40
26	1H	120	U	C5-C4-O4	9.64	131.68	125.90
26	1H	575	A	N9-C4-C5	-9.63	101.95	105.80
26	1H	1940	U	N3-C2-O2	9.62	128.93	122.20
26	14	1614	A	C5-C6-N1	-9.61	112.90	117.70
26	14	2712	U	C2-N3-C4	-9.59	121.25	127.00
26	1H	691	C	N3-C4-N4	9.59	124.71	118.00
26	14	2301	C	C6-N1-C2	-9.59	116.46	120.30
26	1H	141	A	C5-N7-C8	-9.58	99.11	103.90
26	1H	2409	G	C4-C5-N7	9.58	114.63	110.80
26	1H	909	A	O5'-P-OP2	-9.58	97.08	105.70
26	1H	2704	C	C6-N1-C2	9.58	124.13	120.30
26	1H	2544	G	N1-C6-O6	9.57	125.64	119.90
26	14	2443	C	N3-C4-N4	9.57	124.70	118.00
26	1H	1308	A	N1-C2-N3	9.57	134.08	129.30
26	1H	736	C	N3-C2-O2	9.56	128.59	121.90
26	14	1327	C	O5'-P-OP2	-9.55	97.10	105.70
26	14	2444	G	N1-C6-O6	-9.54	114.18	119.90
26	14	2615	U	O5'-P-OP1	-9.54	97.12	105.70
26	1H	144	C	C5-C6-N1	-9.53	116.23	121.00
26	1H	216	A	O5'-P-OP1	-9.53	97.12	105.70
26	1H	1698	A	N1-C2-N3	9.53	134.07	129.30
26	14	1381	G	C5-C6-O6	-9.52	122.89	128.60
26	14	2591	C	N3-C2-O2	9.52	128.56	121.90
26	1H	621	A	C4-C5-N7	9.52	115.46	110.70
26	1H	787	U	OP1-P-OP2	-9.52	105.33	119.60
26	1H	1698	A	N7-C8-N9	9.52	118.56	113.80
26	1H	772	C	C6-N1-C2	9.51	124.11	120.30
27	1J	81	G	C4-C5-N7	9.51	114.60	110.80
26	1H	2685	G	C5-C6-N1	-9.51	106.75	111.50
26	1H	788	A	N9-C4-C5	-9.50	102.00	105.80

Continued on next page...

Continued from previous page...

Mol	Chain	Res	Type	Atoms	Z	Observed(°)	Ideal(°)
26	1H	2392	A	C5-C6-N1	-9.49	112.95	117.70
26	1H	2502	G	N1-C6-O6	-9.49	114.20	119.90
26	14	1616	A	C2-N3-C4	-9.49	105.85	110.60
26	1H	2430	A	N3-C4-C5	9.49	133.44	126.80
26	14	121	G	C5-C6-O6	-9.49	122.91	128.60
26	1H	663	G	C4-C5-N7	-9.47	107.01	110.80
26	1H	2380	C	C6-N1-C2	9.47	124.09	120.30
26	14	1698	A	C6-C5-N7	-9.47	125.67	132.30
26	14	933	A	N1-C6-N6	9.47	124.28	118.60
26	1H	1332	G	C8-N9-C4	-9.46	102.61	106.40
26	1H	1341	U	O5'-P-OP1	-9.47	97.18	105.70
26	14	1304	C	N1-C2-O2	9.46	124.58	118.90
26	1H	1899	G	N7-C8-N9	9.46	117.83	113.10
26	14	216	A	C8-N9-C4	9.45	109.58	105.80
26	14	2779	U	N3-C2-O2	-9.45	115.59	122.20
26	1H	837	C	C5-C4-N4	-9.44	113.59	120.20
26	1H	2016	U	N3-C4-O4	-9.44	112.79	119.40
26	1H	2062	A	C8-N9-C4	9.44	109.58	105.80
26	14	1304	C	N3-C4-N4	-9.44	111.39	118.00
26	14	2596	U	OP1-P-OP2	9.44	133.76	119.60
1	1G	254	G	O5'-P-OP1	-9.43	97.21	105.70
26	14	1260	G	N1-C6-O6	9.43	125.56	119.90
26	14	1616	A	C4-C5-N7	9.43	115.41	110.70
26	1H	2048	G	N9-C4-C5	9.42	109.17	105.40
26	14	2873	A	N1-C6-N6	9.42	124.25	118.60
26	14	453	C	C6-N1-C2	9.42	124.07	120.30
26	14	800	A	N1-C6-N6	-9.42	112.95	118.60
26	1H	676	A	C5-C6-N1	-9.41	112.99	117.70
26	1H	528	A	N3-C4-C5	9.41	133.39	126.80
26	1H	1430	C	C6-N1-C2	-9.40	116.54	120.30
26	1H	1614	A	C5-N7-C8	-9.40	99.20	103.90
26	1H	2589	A	C8-N9-C4	9.40	109.56	105.80
26	1H	774	A	C4-C5-N7	9.39	115.40	110.70
26	1H	1013	C	N3-C2-O2	9.39	128.47	121.90
27	16	98	G	OP1-P-OP2	9.39	133.68	119.60
26	14	1780	A	N9-C4-C5	9.38	109.55	105.80
26	14	2873	A	C8-N9-C4	-9.38	102.05	105.80
26	1H	2067	G	C8-N9-C4	-9.38	102.65	106.40
26	1H	1940	U	N3-C4-O4	9.38	125.96	119.40
26	14	469	G	C5-C6-N1	9.37	116.19	111.50
26	1H	2518	A	C5-C6-N6	-9.37	116.20	123.70
26	1H	2822	G	C5-C6-O6	-9.37	122.98	128.60

Continued on next page...

Continued from previous page...

Mol	Chain	Res	Type	Atoms	Z	Observed(°)	Ideal(°)
26	14	2252	G	O5'-P-OP2	-9.37	97.27	105.70
26	1H	945	A	O4'-C1'-N9	9.36	115.69	108.20
26	1H	2607	G	O5'-P-OP2	-9.36	97.28	105.70
23	2K	17	C	C6-N1-C2	-9.36	116.56	120.30
26	1H	245	G	C6-C5-N7	-9.36	124.79	130.40
26	14	41	C	N1-C2-O2	-9.35	113.29	118.90
26	1H	1786	A	C5-C6-N1	-9.35	113.03	117.70
26	1H	1626	G	N1-C6-O6	9.35	125.51	119.90
26	1H	979	G	N3-C2-N2	-9.34	113.36	119.90
26	14	1972	A	O5'-P-OP2	-9.34	97.30	105.70
26	1H	671	C	N3-C4-C5	9.33	125.63	121.90
26	1H	769	G	O5'-P-OP2	-9.33	97.30	105.70
26	1H	577	G	OP1-P-OP2	-9.32	105.62	119.60
26	14	2546	U	C5-C4-O4	9.32	131.49	125.90
26	1H	1184	G	N3-C2-N2	-9.31	113.38	119.90
26	14	729	G	N1-C2-N2	9.30	124.57	116.20
26	14	140	A	N7-C8-N9	9.30	118.45	113.80
26	1H	732	C	N1-C2-O2	-9.30	113.32	118.90
26	1H	1398	C	C2-N3-C4	-9.29	115.25	119.90
26	1H	2432	A	C2-N3-C4	-9.29	105.95	110.60
26	1H	1626	G	N3-C2-N2	-9.28	113.41	119.90
26	14	679	C	C2-N3-C4	-9.28	115.26	119.90
1	13	690	G	C2-N3-C4	-9.28	107.26	111.90
26	1H	1437	C	C6-N1-C2	-9.27	116.59	120.30
1	13	669	U	O5'-P-OP2	-9.27	97.36	105.70
26	14	1965	C	N3-C4-N4	-9.27	111.51	118.00
26	14	2392	A	C2-N3-C4	-9.27	105.96	110.60
26	1H	2581	G	O5'-P-OP1	-9.27	97.36	105.70
26	1H	143	C	C6-N1-C2	9.26	124.00	120.30
26	1H	472	A	O5'-P-OP2	-9.26	97.37	105.70
26	14	1266	G	C8-N9-C4	9.25	110.10	106.40
1	13	776	G	O5'-P-OP1	-9.25	97.38	105.70
26	1H	1443	G	C5-C6-N1	-9.24	106.88	111.50
1	1G	900	A	O5'-P-OP2	9.24	121.79	110.70
1	1G	1301	U	C2-N1-C1'	9.24	128.79	117.70
26	1H	1308	A	N1-C6-N6	-9.24	113.06	118.60
26	1H	195	A	N1-C6-N6	9.23	124.14	118.60
26	14	433	C	N3-C4-C5	-9.22	118.21	121.90
26	1H	2433	A	N1-C2-N3	9.22	133.91	129.30
26	1H	814	C	C6-N1-C2	9.22	123.99	120.30
26	14	569	U	C5-C6-N1	-9.21	118.09	122.70
26	14	2610	C	C6-N1-C2	9.21	123.98	120.30

Continued on next page...

Continued from previous page...

Mol	Chain	Res	Type	Atoms	Z	Observed(°)	Ideal(°)
26	1H	2251	G	N3-C2-N2	-9.21	113.45	119.90
1	13	740	U	O5'-P-OP2	-9.21	97.41	105.70
26	1H	756	C	N1-C2-O2	-9.21	113.38	118.90
30	29	78	LEU	CA-CB-CG	9.21	136.47	115.30
26	1H	1636	C	C4-C5-C6	9.20	122.00	117.40
26	1H	1678	G	C6-C5-N7	-9.20	124.88	130.40
26	1H	2443	C	C6-N1-C2	-9.20	116.62	120.30
27	16	79	C	C6-N1-C2	-9.20	116.62	120.30
26	14	1496	A	C5-N7-C8	-9.20	99.30	103.90
26	1H	528	A	C5-N7-C8	-9.20	99.30	103.90
26	14	140	A	C6-C5-N7	-9.20	125.86	132.30
26	1H	452	G	C4-C5-N7	-9.19	107.12	110.80
26	1H	1304	C	O5'-P-OP1	9.19	121.72	110.70
26	1H	1030	G	C5-C6-O6	9.18	134.11	128.60
27	16	30	C	C6-N1-C2	-9.18	116.63	120.30
1	13	1519	A	C5-C6-N6	9.17	131.04	123.70
26	1H	1942	C	C5-C6-N1	9.17	125.59	121.00
26	1H	2062	A	O5'-P-OP1	-9.17	97.44	105.70
26	14	2249	U	N3-C4-C5	-9.17	109.10	114.60
26	14	1821	A	N1-C6-N6	9.17	124.10	118.60
26	14	2444	G	C5-C6-O6	9.17	134.10	128.60
26	1H	984	A	O5'-P-OP2	-9.17	97.45	105.70
26	1H	2502	G	N9-C4-C5	9.17	109.07	105.40
26	1H	2708	G	C8-N9-C4	9.16	110.07	106.40
26	1H	772	C	N1-C2-O2	-9.16	113.40	118.90
26	1H	1608	A	C8-N9-C4	9.16	109.47	105.80
26	1H	1142(A)	A	N3-C4-C5	9.16	133.21	126.80
26	1H	1404	C	O5'-P-OP2	-9.16	97.46	105.70
1	1G	690	G	N7-C8-N9	9.16	117.68	113.10
1	13	529	G	N1-C6-O6	9.15	125.39	119.90
26	1H	2249	U	O5'-P-OP1	-9.15	97.46	105.70
26	1H	773	U	C4-C5-C6	9.14	125.18	119.70
26	14	2456	C	O5'-P-OP2	-9.14	97.47	105.70
26	1H	966	G	N3-C2-N2	9.13	126.29	119.90
26	1H	2544	G	C5-C6-O6	-9.13	123.12	128.60
26	1H	1489	U	C5-C4-O4	9.12	131.37	125.90
26	1H	649	G	O5'-P-OP2	-9.12	97.49	105.70
26	1H	676	A	N1-C2-N3	9.12	133.86	129.30
1	13	526	C	C6-N1-C2	9.12	123.95	120.30
26	1H	451	C	C6-N1-C2	9.12	123.95	120.30
26	1H	1784	A	N1-C6-N6	-9.12	113.13	118.60
26	14	2335	A	O4'-C1'-N9	9.12	115.49	108.20

Continued on next page...

Continued from previous page...

Mol	Chain	Res	Type	Atoms	Z	Observed(°)	Ideal(°)
24	3K	76	A	C6-C5-N7	-9.12	125.92	132.30
26	1H	1621	U	N1-C2-O2	-9.12	116.42	122.80
1	13	852	G	C8-N9-C4	9.11	110.05	106.40
26	14	566	U	C6-N1-C2	9.11	126.47	121.00
26	1H	1528	A	N7-C8-N9	9.11	118.35	113.80
26	1H	1621	U	N3-C2-O2	9.10	128.57	122.20
1	13	952	U	N3-C2-O2	-9.10	115.83	122.20
26	1H	729	G	C6-C5-N7	-9.09	124.94	130.40
26	1H	144	C	C6-N1-C2	9.09	123.94	120.30
1	1G	690	G	N3-C4-N9	-9.09	120.55	126.00
26	14	1950	G	N7-C8-N9	9.09	117.64	113.10
26	1H	1566	A	O5'-P-OP2	-9.08	97.53	105.70
1	1G	690	G	C4-C5-N7	9.08	114.43	110.80
26	1H	271(B)	G	N3-C4-C5	-9.08	124.06	128.60
26	1H	1656	C	C5-C6-N1	9.08	125.54	121.00
1	13	1371	G	O5'-P-OP2	9.08	121.59	110.70
1	13	123	C	O5'-P-OP2	-9.07	97.53	105.70
26	1H	1185	C	N1-C2-O2	9.07	124.34	118.90
26	1H	966	G	N7-C8-N9	-9.06	108.57	113.10
26	14	856	C	O5'-P-OP1	-9.06	97.54	105.70
26	1H	148	C	N3-C4-C5	9.06	125.52	121.90
26	1H	971	C	C6-N1-C2	-9.05	116.68	120.30
26	1H	71	A	N1-C6-N6	9.05	124.03	118.60
26	1H	1806	C	O5'-P-OP2	-9.05	97.56	105.70
27	16	81	G	N1-C6-O6	9.05	125.33	119.90
26	1H	2701	C	C5-C6-N1	-9.05	116.48	121.00
26	1H	746	A	O5'-P-OP2	9.05	121.56	110.70
1	13	1227	A	C2-N3-C4	-9.04	106.08	110.60
26	1H	867	C	O5'-P-OP1	-9.04	97.56	105.70
24	3L	5	C	C6-N1-C2	-9.04	116.68	120.30
26	14	936	C	C6-N1-C2	9.04	123.92	120.30
26	14	1970	A	O5'-P-OP2	-9.04	97.57	105.70
26	14	2607	G	C6-C5-N7	-9.04	124.98	130.40
26	1H	530	G	N3-C2-N2	9.03	126.22	119.90
26	1H	835	A	C2-N3-C4	9.03	115.11	110.60
26	1H	1210	A	N1-C6-N6	9.03	124.02	118.60
26	1H	787	U	N3-C4-C5	9.01	120.01	114.60
26	1H	945	A	C4-N9-C1'	9.01	142.51	126.30
26	14	678	C	N3-C4-C5	9.00	125.50	121.90
26	1H	1611	C	C2-N3-C4	-8.99	115.40	119.90
26	14	2609	U	C5-C6-N1	-8.99	118.20	122.70
26	1H	1430	C	N3-C4-C5	-8.99	118.30	121.90

Continued on next page...

Continued from previous page...

Mol	Chain	Res	Type	Atoms	Z	Observed(°)	Ideal(°)
26	14	1643	G	O5'-P-OP2	-8.99	97.61	105.70
1	13	889	A	C2-N3-C4	-8.99	106.11	110.60
26	1H	452	G	N9-C4-C5	8.99	109.00	105.40
26	1H	528	A	N3-C4-N9	-8.99	120.21	127.40
1	13	758	G	C5-C6-O6	-8.98	123.21	128.60
26	14	945	A	C4-C5-C6	8.98	121.49	117.00
26	1H	124	G	C5-C6-O6	-8.98	123.21	128.60
26	1H	226	G	O4'-C1'-N9	8.98	115.38	108.20
26	14	1496	A	C8-N9-C4	-8.97	102.21	105.80
1	13	1279	A	N7-C8-N9	8.96	118.28	113.80
26	1H	2010	G	OP1-P-OP2	-8.96	106.16	119.60
26	14	690	G	N7-C8-N9	-8.96	108.62	113.10
1	13	974	A	C2-N3-C4	-8.96	106.12	110.60
1	13	1516	G	N1-C6-O6	-8.95	114.53	119.90
26	1H	205	G	N3-C2-N2	8.95	126.16	119.90
26	1H	828	U	C5-C4-O4	8.94	131.26	125.90
26	1H	1370	C	C6-N1-C2	8.94	123.88	120.30
26	14	796	C	C2-N3-C4	-8.94	115.43	119.90
26	1H	2264	C	OP1-P-O3'	8.94	124.86	105.20
27	1J	114	G	C8-N9-C4	8.94	109.97	106.40
26	1H	1394	U	C2-N3-C4	8.93	132.36	127.00
26	1H	445	C	C6-N1-C2	-8.93	116.73	120.30
26	1H	2352	A	O5'-P-OP1	-8.92	97.67	105.70
26	14	2441	C	N3-C2-O2	-8.92	115.66	121.90
26	14	2873	A	C4-C5-C6	8.92	121.46	117.00
26	14	618(A)	C	C6-N1-C2	8.92	123.87	120.30
26	1H	1160	G	C8-N9-C4	-8.91	102.84	106.40
26	1H	970	C	C4-C5-C6	8.91	121.85	117.40
26	1H	1931	U	C5-C6-N1	-8.90	118.25	122.70
26	1H	2392	A	N3-C4-C5	8.90	133.03	126.80
26	14	2609	U	C2-N3-C4	-8.90	121.66	127.00
26	1H	806	C	N3-C4-C5	8.90	125.46	121.90
55	Q8	52	LYS	N-CA-C	-8.89	86.98	111.00
26	1H	1443	G	N3-C2-N2	-8.89	113.67	119.90
26	1H	1948	G	N1-C6-O6	-8.89	114.57	119.90
26	14	2323	G	C8-N9-C4	8.89	109.95	106.40
27	1J	6	C	C6-N1-C2	8.89	123.85	120.30
26	1H	600	G	C8-N9-C4	8.88	109.95	106.40
26	1H	196	A	C5-C6-N1	-8.88	113.26	117.70
26	1H	1369	G	N7-C8-N9	-8.88	108.66	113.10
26	1H	27	G	N1-C6-O6	-8.87	114.58	119.90
26	1H	1306	C	O5'-P-OP2	8.87	121.34	110.70

Continued on next page...

Continued from previous page...

Mol	Chain	Res	Type	Atoms	Z	Observed(°)	Ideal(°)
1	1G	1487	G	C5-C6-O6	-8.87	123.28	128.60
26	14	1381	G	N9-C4-C5	-8.86	101.86	105.40
23	2K	6	G	C8-N9-C4	8.86	109.94	106.40
26	1H	2065	C	N1-C2-O2	8.86	124.21	118.90
26	1H	1698	A	C8-N9-C4	-8.85	102.26	105.80
26	14	2079	U	O5'-P-OP1	-8.85	97.73	105.70
1	13	880	C	N3-C4-C5	8.85	125.44	121.90
26	1H	400	G	N1-C6-O6	8.85	125.21	119.90
26	1H	2699	C	N3-C4-C5	8.84	125.43	121.90
24	3L	76	A	C4-C5-N7	8.84	115.12	110.70
26	14	671	C	C2-N3-C4	-8.84	115.48	119.90
1	13	862	C	C6-N1-C2	8.82	123.83	120.30
26	14	2066	C	OP1-P-O3'	8.82	124.60	105.20
26	14	190	A	N9-C4-C5	-8.81	102.27	105.80
26	1H	2492	U	N1-C2-O2	8.81	128.97	122.80
26	1H	1602	U	C4-C5-C6	8.81	124.99	119.70
26	1H	2392	A	C8-N9-C4	-8.81	102.28	105.80
26	14	2394	C	O5'-P-OP2	-8.81	97.77	105.70
26	14	2546	U	O5'-P-OP2	-8.80	97.78	105.70
1	1G	108	G	C4-C5-N7	8.80	114.32	110.80
26	1H	210	C	N3-C4-C5	8.79	125.42	121.90
26	1H	2402	C	O4'-C1'-N1	8.79	115.23	108.20
26	1H	1558	A	C2-N3-C4	-8.79	106.21	110.60
26	1H	691	C	C5-C4-N4	-8.79	114.05	120.20
26	1H	134	C	C5-C6-N1	-8.78	116.61	121.00
26	1H	1142(A)	A	N3-C4-N9	-8.78	120.38	127.40
26	14	783	A	N3-C4-N9	-8.78	120.38	127.40
26	14	2000	G	O5'-P-OP1	8.78	121.23	110.70
26	1H	1035	U	C5-C4-O4	8.77	131.16	125.90
22	1K	76	A	N7-C8-N9	8.77	118.19	113.80
26	1H	2287	A	N1-C6-N6	8.77	123.86	118.60
26	1H	1199	U	C5-C6-N1	-8.77	118.32	122.70
26	14	1435	G	C5-C6-O6	-8.77	123.34	128.60
26	1H	842	G	C8-N9-C4	8.76	109.91	106.40
26	14	1772	G	N1-C6-O6	8.76	125.16	119.90
26	1H	1758	G	N3-C2-N2	-8.76	113.77	119.90
26	1H	587	C	N1-C2-O2	-8.75	113.65	118.90
26	14	74	A	N1-C2-N3	8.75	133.68	129.30
26	1H	1603	A	N7-C8-N9	8.75	118.18	113.80
26	1H	2490	G	N1-C6-O6	8.75	125.15	119.90
26	14	729	G	C2-N3-C4	8.75	116.28	111.90
26	14	621	A	C2-N3-C4	-8.75	106.23	110.60

Continued on next page...

Continued from previous page...

Mol	Chain	Res	Type	Atoms	Z	Observed(°)	Ideal(°)
26	1H	815	C	C6-N1-C2	8.74	123.80	120.30
1	13	1404	C	N3-C4-N4	-8.74	111.88	118.00
26	1H	945	A	C5-C6-N1	-8.74	113.33	117.70
26	1H	1967	C	C4-C5-C6	8.74	121.77	117.40
26	14	2518	A	C6-C5-N7	-8.74	126.19	132.30
26	14	566	U	C5-C6-N1	-8.73	118.34	122.70
26	14	1831	G	C2-N3-C4	-8.73	107.53	111.90
1	1G	1417	G	N1-C6-O6	8.72	125.14	119.90
26	1H	2587	A	N1-C2-N3	8.72	133.66	129.30
26	1H	2295	C	C6-N1-C2	-8.72	116.81	120.30
26	14	523	C	C5-C6-N1	8.71	125.36	121.00
26	1H	1843	C	C6-N1-C2	8.71	123.78	120.30
26	1H	1403	C	O5'-P-OP2	-8.71	97.86	105.70
26	1H	1649	G	N3-C4-C5	-8.71	124.25	128.60
25	4K	18	G	N1-C6-O6	-8.70	114.68	119.90
26	1H	1249	U	C5-C4-O4	-8.70	120.68	125.90
26	1H	862	G	N3-C4-C5	-8.70	124.25	128.60
1	1G	453	A	O5'-P-OP1	-8.70	97.87	105.70
26	1H	1673	U	C6-N1-C2	8.69	126.22	121.00
26	14	2249	U	C6-N1-C2	-8.69	115.78	121.00
26	1H	2681	C	C6-N1-C2	-8.69	116.83	120.30
26	14	1376	C	O5'-P-OP1	-8.69	97.88	105.70
26	14	203	C	N1-C2-O2	-8.69	113.69	118.90
26	1H	2559	C	C6-N1-C2	-8.68	116.83	120.30
26	14	621	A	N1-C6-N6	8.68	123.81	118.60
22	1K	76	A	N1-C6-N6	8.68	123.81	118.60
26	1H	692	C	C5-C6-N1	-8.68	116.66	121.00
26	1H	683	C	N3-C4-C5	8.68	125.37	121.90
26	14	2430	A	N3-C4-N9	-8.68	120.46	127.40
26	1H	2286	A	C8-N9-C4	-8.67	102.33	105.80
26	14	1559	G	N1-C6-O6	8.67	125.11	119.90
26	1H	144	C	C2-N3-C4	-8.67	115.56	119.90
1	13	757	U	N1-C2-O2	8.67	128.87	122.80
22	1K	74	C	N1-C2-O2	8.67	124.10	118.90
26	14	935	C	C6-N1-C2	8.67	123.77	120.30
26	1H	510	C	OP1-P-OP2	8.66	132.60	119.60
26	14	2048	G	C8-N9-C4	-8.66	102.93	106.40
26	1H	199	A	C2-N3-C4	8.66	114.93	110.60
26	1H	1694	C	C6-N1-C2	8.66	123.76	120.30
26	14	1314	C	N1-C2-O2	8.66	124.10	118.90
26	14	1647	G	O5'-P-OP2	-8.66	97.91	105.70
26	1H	930	U	C5-C6-N1	-8.65	118.37	122.70

Continued on next page...

Continued from previous page...

Mol	Chain	Res	Type	Atoms	Z	Observed(°)	Ideal(°)
26	1H	1752	C	C6-N1-C2	8.65	123.76	120.30
26	1H	2866	U	C5-C4-O4	8.65	131.09	125.90
1	13	1525	G	N1-C6-O6	-8.65	114.71	119.90
26	1H	2430	A	C8-N9-C4	-8.65	102.34	105.80
26	1H	2503	A	C2-N3-C4	8.65	114.92	110.60
1	13	690	G	O4'-C1'-N9	8.64	115.12	108.20
26	1H	2392	A	N1-C6-N6	8.64	123.78	118.60
26	14	208	C	C6-N1-C2	8.64	123.75	120.30
26	1H	1136	G	O5'-P-OP2	-8.63	97.93	105.70
26	1H	1899	G	C6-C5-N7	-8.63	125.22	130.40
26	14	74	A	C6-C5-N7	-8.63	126.26	132.30
26	14	733	G	C6-C5-N7	-8.63	125.22	130.40
26	1H	223	A	O5'-P-OP2	-8.63	97.93	105.70
26	1H	2275	C	OP1-P-O3'	8.63	124.19	105.20
26	14	463	G	OP1-P-O3'	8.63	124.19	105.20
26	1H	1950	G	O4'-C1'-N9	8.63	115.10	108.20
26	1H	2597	G	N3-C2-N2	-8.63	113.86	119.90
26	1H	1302	A	OP1-P-OP2	8.63	132.54	119.60
26	14	778	G	N1-C6-O6	-8.63	114.72	119.90
26	14	1698	A	C2-N3-C4	-8.62	106.29	110.60
26	1H	1324	G	N3-C2-N2	-8.62	113.87	119.90
24	3K	60	U	C5-C6-N1	8.62	127.01	122.70
26	1H	25	U	C5-C4-O4	-8.61	120.73	125.90
26	1H	772	C	C5-C6-N1	-8.61	116.69	121.00
1	1G	326	G	C5-C6-N1	-8.61	107.19	111.50
26	1H	2822	G	N9-C4-C5	-8.61	101.96	105.40
26	1H	2591	C	O5'-P-OP2	-8.61	97.95	105.70
26	1H	609	A	N9-C4-C5	-8.61	102.36	105.80
26	1H	2409	G	C5-C6-O6	-8.61	123.44	128.60
26	1H	621	A	N3-C4-C5	8.60	132.82	126.80
26	1H	2053	G	C6-N1-C2	-8.60	119.94	125.10
26	14	2313	C	C6-N1-C2	-8.60	116.86	120.30
26	14	2617	C	C6-N1-C2	8.60	123.74	120.30
26	1H	1786	A	OP1-P-O3'	8.60	124.11	105.20
26	14	2607	G	N9-C4-C5	-8.60	101.96	105.40
26	1H	1931	U	C4-C5-C6	8.59	124.85	119.70
26	14	2818	G	N9-C4-C5	-8.59	101.96	105.40
26	1H	1579	A	C8-N9-C4	-8.59	102.36	105.80
24	3L	4	U	C5-C6-N1	8.59	127.00	122.70
26	14	915	C	N1-C2-O2	8.59	124.05	118.90
26	14	1342	A	C8-N9-C4	-8.59	102.36	105.80
26	1H	693	C	C5-C6-N1	-8.59	116.71	121.00

Continued on next page...

Continued from previous page...

Mol	Chain	Res	Type	Atoms	Z	Observed(°)	Ideal(°)
26	1H	216	A	O5'-P-OP2	8.59	121.00	110.70
26	1H	2569	G	C6-N1-C2	-8.59	119.95	125.10
1	1G	117	G	N1-C6-O6	8.59	125.05	119.90
26	1H	690	G	C8-N9-C4	8.58	109.83	106.40
26	1H	2430	A	N7-C8-N9	8.58	118.09	113.80
26	1H	410	G	N3-C2-N2	-8.58	113.89	119.90
26	1H	1366	A	C8-N9-C4	8.58	109.23	105.80
26	1H	122	G	C2-N3-C4	-8.57	107.61	111.90
26	1H	1800	C	O5'-P-OP2	8.57	120.99	110.70
26	14	1908	C	C6-N1-C2	-8.57	116.87	120.30
26	1H	2594	C	C6-N1-C2	-8.56	116.87	120.30
1	13	1279	A	C8-N9-C4	-8.56	102.38	105.80
26	1H	2275	C	O5'-P-OP2	-8.56	97.99	105.70
26	14	558	G	C8-N9-C4	8.56	109.83	106.40
26	14	676	A	N1-C6-N6	8.56	123.74	118.60
26	14	1328	G	N9-C4-C5	-8.55	101.98	105.40
26	1H	2426	A	O5'-P-OP2	-8.55	98.01	105.70
26	1H	2403	C	C6-N1-C2	-8.54	116.88	120.30
26	1H	2445	G	C8-N9-C4	-8.54	102.98	106.40
26	14	678	C	C6-N1-C2	8.54	123.72	120.30
26	1H	2353	G	O5'-P-OP1	-8.54	98.02	105.70
26	14	1566	A	N1-C6-N6	8.54	123.72	118.60
26	1H	518	G	O5'-P-OP2	-8.54	98.02	105.70
26	14	1781	C	C5-C6-N1	8.53	125.27	121.00
26	14	1821	A	C5-C6-N6	-8.53	116.87	123.70
26	1H	2299	G	N1-C6-O6	8.53	125.02	119.90
26	14	1336	A	N1-C6-N6	-8.53	113.48	118.60
26	1H	2517	C	N3-C4-C5	8.53	125.31	121.90
26	1H	859	G	N3-C4-C5	8.52	132.86	128.60
26	1H	1304	C	N3-C4-C5	8.52	125.31	121.90
26	1H	862	G	N1-C6-O6	-8.52	114.79	119.90
26	1H	74	A	C6-C5-N7	-8.51	126.34	132.30
26	1H	1681	G	N3-C4-C5	8.51	132.85	128.60
26	14	34	C	N3-C2-O2	-8.51	115.94	121.90
26	14	2544	G	N1-C6-O6	8.51	125.01	119.90
26	1H	2688	U	N1-C2-N3	8.51	120.00	114.90
26	14	1786	A	C6-C5-N7	-8.51	126.35	132.30
26	1H	1219	G	C5-C6-O6	-8.50	123.50	128.60
1	13	1433	A	O5'-P-OP1	-8.50	98.05	105.70
26	1H	930	U	N3-C4-O4	-8.50	113.45	119.40
26	1H	1129	A	O5'-P-OP2	-8.50	98.05	105.70
26	1H	2287	A	N3-C4-C5	8.50	132.75	126.80

Continued on next page...

Continued from previous page...

Mol	Chain	Res	Type	Atoms	Z	Observed(°)	Ideal(°)
26	1H	2358	G	C6-N1-C2	-8.50	120.00	125.10
26	14	1339	G	O5'-P-OP1	-8.50	98.05	105.70
26	1H	1520	U	N3-C2-O2	-8.50	116.25	122.20
26	1H	698	C	OP1-P-OP2	8.49	132.34	119.60
26	14	141	A	C5-N7-C8	-8.49	99.65	103.90
26	1H	2199	A	O5'-P-OP1	-8.49	98.06	105.70
26	14	2700	C	C6-N1-C2	8.49	123.70	120.30
1	13	690	G	N7-C8-N9	8.49	117.34	113.10
1	13	843	U	C2-N1-C1'	8.49	127.89	117.70
26	1H	203	C	O5'-P-OP2	8.49	120.89	110.70
26	1H	2053	G	C5-C6-N1	8.49	115.75	111.50
1	1G	569	C	C6-N1-C2	-8.49	116.91	120.30
26	14	2072	G	C5-N7-C8	-8.49	100.06	104.30
26	14	2092	U	N1-C2-N3	8.49	119.99	114.90
1	13	1195	C	C6-N1-C2	-8.48	116.91	120.30
26	1H	186	G	C5-C6-O6	-8.48	123.51	128.60
26	1H	669	G	N1-C2-N2	8.48	123.83	116.20
26	1H	1430	C	OP1-P-O3'	8.48	123.86	105.20
26	1H	2065	C	N3-C2-O2	-8.48	115.96	121.90
26	14	2518	A	C5-N7-C8	-8.48	99.66	103.90
26	1H	138	G	C8-N9-C4	-8.48	103.01	106.40
1	1G	610	G	O5'-P-OP2	-8.48	98.07	105.70
26	1H	2256	G	C4-C5-N7	8.47	114.19	110.80
26	1H	621	A	N1-C6-N6	8.47	123.68	118.60
26	1H	508	G	C8-N9-C4	-8.47	103.01	106.40
1	1G	1414	U	C5-C4-O4	8.47	130.98	125.90
26	14	1616	A	N7-C8-N9	8.47	118.03	113.80
1	13	1231	G	C5-C6-O6	-8.47	123.52	128.60
26	1H	772	C	C4-C5-C6	8.46	121.63	117.40
26	1H	2065	C	C6-N1-C2	-8.46	116.92	120.30
26	14	2518	A	C4-C5-N7	8.46	114.93	110.70
26	1H	773	U	N1-C2-N3	8.45	119.97	114.90
26	1H	2581	G	N1-C2-N2	-8.45	108.59	116.20
26	1H	1626	G	O5'-P-OP1	-8.45	98.09	105.70
26	1H	1888	G	N3-C4-N9	8.45	131.07	126.00
26	1H	613	U	N3-C4-O4	-8.45	113.49	119.40
26	1H	766	C	N1-C2-O2	-8.45	113.83	118.90
26	14	148	C	C6-N1-C2	8.45	123.68	120.30
26	14	2518	A	O4'-C1'-N9	-8.45	101.44	108.20
26	1H	145	G	C8-N9-C4	8.44	109.78	106.40
1	13	967	C	N3-C4-C5	8.44	125.28	121.90
26	1H	1678	G	N3-C4-N9	-8.44	120.94	126.00

Continued on next page...

Continued from previous page...

Mol	Chain	Res	Type	Atoms	Z	Observed(°)	Ideal(°)
26	1H	196	A	O4'-C1'-N9	8.44	114.95	108.20
26	1H	2311	A	N1-C2-N3	8.44	133.52	129.30
1	13	1096	C	C6-N1-C2	-8.44	116.92	120.30
26	1H	530	G	C5-C6-N1	8.44	115.72	111.50
26	14	2277	G	N1-C6-O6	-8.43	114.84	119.90
1	13	1502	A	C6-C5-N7	-8.43	126.40	132.30
26	1H	104	U	N3-C2-O2	8.43	128.10	122.20
26	14	1776	G	N3-C4-N9	8.43	131.06	126.00
26	14	1432	C	C6-N1-C2	8.43	123.67	120.30
26	14	2322	A	N1-C6-N6	8.43	123.66	118.60
26	1H	1158	C	C5-C6-N1	-8.43	116.79	121.00
26	14	2873	A	O5'-P-OP1	-8.43	98.12	105.70
1	13	897	C	C6-N1-C2	8.42	123.67	120.30
26	14	2008	C	N1-C2-O2	-8.42	113.85	118.90
26	14	630	G	C8-N9-C4	8.42	109.77	106.40
26	14	1631	A	N1-C6-N6	8.42	123.65	118.60
26	1H	1399	C	C6-N1-C2	-8.41	116.93	120.30
26	1H	661	C	C6-N1-C2	8.41	123.66	120.30
1	13	299	G	N3-C2-N2	8.41	125.79	119.90
26	1H	528	A	C2-N3-C4	-8.41	106.40	110.60
26	1H	1109	C	O5'-P-OP1	-8.40	98.14	105.70
26	1H	2387	U	C5-C6-N1	-8.40	118.50	122.70
26	14	689	A	O5'-P-OP2	-8.40	98.14	105.70
26	14	855	G	C8-N9-C4	-8.39	103.04	106.40
1	13	345	C	C2-N1-C1'	8.39	128.03	118.80
26	1H	789	A	O5'-P-OP1	-8.39	98.15	105.70
26	1H	141	A	C4-C5-N7	8.39	114.89	110.70
26	1H	2572	A	O5'-P-OP2	-8.39	98.15	105.70
26	14	528	A	C5-C6-N1	-8.39	113.51	117.70
26	1H	2493	U	O5'-P-OP1	-8.39	98.15	105.70
26	1H	1210	A	C6-C5-N7	-8.38	126.43	132.30
26	1H	2256	G	C5-N7-C8	-8.38	100.11	104.30
26	14	733	G	N1-C6-O6	8.38	124.93	119.90
26	1H	1301	A	O5'-P-OP1	-8.38	98.16	105.70
26	1H	120	U	N3-C2-O2	-8.37	116.34	122.20
26	1H	575	A	N1-C6-N6	8.37	123.62	118.60
26	1H	1185	C	C6-N1-C2	-8.37	116.95	120.30
26	14	190	A	C8-N9-C4	8.37	109.15	105.80
1	1G	841	U	N1-C2-O2	8.37	128.66	122.80
26	1H	508	G	C6-C5-N7	-8.37	125.38	130.40
26	1H	2549	G	C5-C6-O6	-8.37	123.58	128.60
26	1H	1193	G	N7-C8-N9	-8.36	108.92	113.10

Continued on next page...

Continued from previous page...

Mol	Chain	Res	Type	Atoms	Z	Observed(°)	Ideal(°)
1	13	802	A	N1-C6-N6	8.36	123.62	118.60
1	13	974	A	C6-C5-N7	-8.36	126.45	132.30
26	1H	199	A	N1-C2-N3	-8.36	125.12	129.30
26	14	934	G	OP1-P-OP2	8.36	132.14	119.60
26	1H	627	A	C8-N9-C4	8.36	109.14	105.80
26	14	1950	G	C4-N9-C1'	8.36	137.36	126.50
26	1H	1204	A	C2-N3-C4	-8.35	106.42	110.60
27	16	32	C	N1-C2-O2	8.35	123.91	118.90
26	14	2818	G	C5-C6-O6	-8.35	123.59	128.60
26	1H	947	G	O5'-P-OP1	-8.35	98.19	105.70
1	1G	1502	A	C6-C5-N7	-8.35	126.46	132.30
26	1H	699	A	N1-C6-N6	8.34	123.61	118.60
26	1H	2712	U	C2-N3-C4	-8.34	122.00	127.00
26	1H	251	A	O5'-P-OP1	-8.34	98.19	105.70
26	1H	845	G	C4-C5-N7	8.34	114.14	110.80
1	13	974	A	C5-N7-C8	-8.33	99.73	103.90
1	13	1524	C	N1-C2-O2	8.33	123.90	118.90
1	1G	906	G	N1-C6-O6	8.33	124.90	119.90
26	14	1391	U	O5'-P-OP1	-8.33	98.20	105.70
26	1H	1769	G	O5'-P-OP2	-8.33	98.20	105.70
26	14	512	G	C5-C6-O6	8.32	133.59	128.60
26	1H	1290	C	O5'-P-OP2	-8.32	98.21	105.70
26	1H	1022	G	N9-C4-C5	8.32	108.73	105.40
26	1H	1518	C	O5'-P-OP1	-8.32	98.21	105.70
26	1H	2274	A	C2-N3-C4	-8.31	106.44	110.60
26	14	912	C	C6-N1-C2	-8.31	116.97	120.30
26	1H	1332	G	C5-C6-O6	-8.31	123.61	128.60
1	13	243	A	C8-N9-C4	-8.31	102.48	105.80
26	14	1673	U	O5'-P-OP1	-8.30	98.23	105.70
26	1H	1806	C	OP1-P-OP2	8.30	132.05	119.60
1	13	1525	G	C5-C6-O6	8.30	133.58	128.60
26	1H	860	U	N3-C2-O2	-8.30	116.39	122.20
26	14	36	G	O5'-P-OP2	-8.30	98.23	105.70
26	1H	825	C	C5-C4-N4	-8.30	114.39	120.20
26	1H	1950	G	C6-C5-N7	-8.29	125.42	130.40
1	13	817	C	C5-C6-N1	-8.29	116.85	121.00
26	1H	1308	A	C6-N1-C2	-8.29	113.63	118.60
1	13	827	U	C2-N1-C1'	8.28	127.64	117.70
26	14	1769	G	N1-C6-O6	8.28	124.87	119.90
26	1H	294	A	C8-N9-C4	8.28	109.11	105.80
26	1H	738	G	C4-C5-N7	8.28	114.11	110.80
26	1H	1899	G	O5'-P-OP1	-8.28	98.25	105.70

Continued on next page...

Continued from previous page...

Mol	Chain	Res	Type	Atoms	Z	Observed(°)	Ideal(°)
26	14	707	G	C5-C6-N1	-8.28	107.36	111.50
26	14	1321	A	C8-N9-C4	8.28	109.11	105.80
26	1H	646	A	C8-N9-C4	-8.28	102.49	105.80
26	1H	2689	U	C5-C4-O4	8.27	130.86	125.90
26	14	2688	U	C5-C4-O4	8.27	130.86	125.90
26	14	2870	C	C6-N1-C2	-8.27	116.99	120.30
26	14	704	G	C5-C6-N1	-8.27	107.36	111.50
1	1G	1139	G	N3-C4-C5	8.27	132.73	128.60
26	14	1304	C	N3-C4-C5	8.27	125.21	121.90
26	14	1914	C	C2-N1-C1'	8.27	127.89	118.80
26	1H	1021	A	C8-N9-C4	-8.26	102.50	105.80
26	14	566	U	C5-C4-O4	-8.26	120.94	125.90
26	14	1914	C	N3-C2-O2	-8.26	116.12	121.90
26	1H	51	G	N1-C2-N2	-8.26	108.77	116.20
26	1H	688	U	N1-C2-N3	8.26	119.86	114.90
26	1H	104	U	N1-C2-O2	-8.26	117.02	122.80
26	1H	537	C	O5'-P-OP1	8.26	120.61	110.70
26	14	774	A	C5-C6-N1	-8.26	113.57	117.70
26	14	2464	C	C6-N1-C2	8.26	123.60	120.30
26	14	1640	C	N1-C2-O2	8.25	123.85	118.90
26	1H	1314	C	C2-N1-C1'	8.25	127.88	118.80
26	1H	2271	G	C5-C6-O6	-8.25	123.65	128.60
26	1H	1336	A	C5-C6-N1	8.25	121.82	117.70
26	1H	2581	G	N3-C2-N2	8.25	125.67	119.90
26	14	1366	A	C5-C6-N6	-8.25	117.10	123.70
26	1H	420	C	C5-C6-N1	-8.24	116.88	121.00
27	16	81	G	C5-C6-O6	-8.24	123.65	128.60
27	1J	7	G	C8-N9-C4	8.24	109.70	106.40
26	1H	196	A	C2-N3-C4	-8.24	106.48	110.60
26	1H	966	G	C5-N7-C8	8.24	108.42	104.30
26	14	1688	U	C5-C4-O4	8.24	130.84	125.90
1	1G	1502	A	N1-C6-N6	8.23	123.54	118.60
1	13	584	G	OP1-P-OP2	8.23	131.95	119.60
23	2L	77	A	N9-C4-C5	-8.23	102.51	105.80
26	14	1435	G	N1-C6-O6	8.23	124.84	119.90
26	1H	2036	C	C6-N1-C2	-8.23	117.01	120.30
26	14	1260	G	N3-C2-N2	-8.23	114.14	119.90
26	1H	773	U	N1-C2-O2	-8.22	117.05	122.80
26	1H	648	G	N3-C2-N2	-8.22	114.15	119.90
26	1H	99	U	N3-C2-O2	-8.22	116.45	122.20
26	1H	950	G	N1-C2-N2	-8.21	108.81	116.20
26	1H	2518	A	C6-C5-N7	-8.21	126.55	132.30

Continued on next page...

Continued from previous page...

Mol	Chain	Res	Type	Atoms	Z	Observed(°)	Ideal(°)
26	14	676	A	C5-N7-C8	-8.21	99.79	103.90
26	1H	1971	A	C5-C6-N1	8.21	121.81	117.70
26	14	694	U	N3-C2-O2	-8.21	116.45	122.20
26	1H	589	C	C5-C6-N1	-8.21	116.90	121.00
26	1H	1972	A	O5'-P-OP2	-8.20	98.32	105.70
26	1H	2628	C	C6-N1-C2	8.21	123.58	120.30
1	1G	117	G	C5-C6-O6	-8.20	123.68	128.60
26	14	663	G	C5-C6-O6	8.21	133.52	128.60
26	1H	2757	A	O5'-P-OP2	-8.20	98.32	105.70
26	14	1408	C	N3-C4-N4	8.20	123.74	118.00
26	1H	575	A	N7-C8-N9	-8.20	109.70	113.80
1	1G	1502	A	C2-N3-C4	-8.20	106.50	110.60
26	1H	204	A	N7-C8-N9	-8.20	109.70	113.80
26	1H	687	C	O5'-P-OP1	-8.19	98.33	105.70
26	1H	687	C	C2-N3-C4	8.19	123.99	119.90
26	1H	265	A	N7-C8-N9	8.18	117.89	113.80
26	1H	2549	G	N1-C6-O6	8.18	124.81	119.90
26	14	2070	G	N1-C2-N2	-8.18	108.83	116.20
1	13	1260	C	C6-N1-C2	-8.18	117.03	120.30
26	14	2382	G	O5'-P-OP2	-8.18	98.34	105.70
26	14	71	A	C4-C5-N7	8.18	114.79	110.70
26	1H	694	U	O5'-P-OP1	8.18	120.51	110.70
26	1H	860	U	C2-N1-C1'	8.17	127.51	117.70
26	1H	1790	C	C2-N3-C4	-8.17	115.82	119.90
26	1H	1321	A	C8-N9-C4	8.17	109.07	105.80
26	1H	2469	A	N1-C6-N6	8.17	123.50	118.60
26	1H	2236	C	O5'-P-OP1	-8.16	98.35	105.70
26	14	1678	G	N7-C8-N9	8.16	117.18	113.10
26	1H	930	U	C5-C4-O4	8.16	130.79	125.90
26	1H	2712	U	C5-C6-N1	-8.16	118.62	122.70
26	14	621	A	C4-C5-N7	8.16	114.78	110.70
26	1H	1382	G	C5-C6-O6	-8.15	123.71	128.60
26	1H	694	U	O5'-P-OP2	-8.15	98.36	105.70
26	14	683	C	C2-N3-C4	-8.15	115.82	119.90
26	14	2346	A	N1-C2-N3	8.15	133.38	129.30
26	1H	593	G	OP1-P-OP2	8.15	131.83	119.60
26	14	1021	A	C2-N3-C4	-8.15	106.53	110.60
1	13	1227	A	N7-C8-N9	8.15	117.87	113.80
26	14	584	C	N1-C2-O2	-8.14	114.01	118.90
26	1H	2409	G	C6-C5-N7	-8.14	125.52	130.40
26	14	34	C	N1-C2-O2	8.14	123.78	118.90
26	1H	2502	G	C5-C6-N1	8.13	115.57	111.50

Continued on next page...

Continued from previous page...

Mol	Chain	Res	Type	Atoms	Z	Observed(°)	Ideal(°)
26	14	1352	U	O5'-P-OP2	-8.13	98.38	105.70
1	13	58	C	N1-C2-O2	8.13	123.78	118.90
26	1H	2330	G	C5-C6-O6	-8.13	123.72	128.60
26	14	729	G	N3-C2-N2	-8.13	114.21	119.90
26	14	1187	G	C5-C6-N1	-8.13	107.44	111.50
1	13	1226	C	N1-C2-O2	-8.13	114.02	118.90
1	13	528	C	N3-C4-C5	8.13	125.15	121.90
26	1H	2688	U	C5-C6-N1	-8.13	118.64	122.70
26	14	380	U	O5'-P-OP2	-8.13	98.39	105.70
26	14	897	C	C2-N1-C1'	8.12	127.74	118.80
26	14	2072	G	OP1-P-OP2	-8.12	107.41	119.60
26	1H	1185	C	N3-C2-O2	-8.12	116.22	121.90
1	13	1301	U	C2-N1-C1'	8.12	127.44	117.70
26	1H	2530	A	C5-C6-N6	-8.12	117.20	123.70
26	1H	456	C	O5'-P-OP2	-8.12	98.39	105.70
26	1H	2398	U	C5-C4-O4	8.12	130.77	125.90
26	1H	1304	C	N3-C4-N4	-8.11	112.32	118.00
46	G8	81	LYS	C-N-CD	-8.12	102.75	120.60
26	1H	254	G	C5-C6-O6	-8.11	123.73	128.60
26	14	675	A	N1-C2-N3	-8.11	125.25	129.30
26	14	675	A	C5-C6-N6	-8.11	117.21	123.70
26	14	802	A	C5-C6-N1	8.11	121.75	117.70
26	14	196	A	O4'-C1'-N9	8.11	114.68	108.20
26	14	720	C	C6-N1-C2	8.11	123.54	120.30
26	14	2329	G	N3-C4-N9	8.10	130.86	126.00
26	14	2048	G	N7-C8-N9	8.10	117.15	113.10
26	1H	845	G	N3-C4-C5	8.10	132.65	128.60
27	1J	60	C	C6-N1-C2	-8.10	117.06	120.30
24	3K	76	A	C4-C5-N7	8.10	114.75	110.70
37	78	42	SER	C-N-CA	-8.10	105.30	122.30
26	1H	1625	C	N3-C4-N4	-8.09	112.34	118.00
26	14	803	U	C5-C6-N1	-8.09	118.66	122.70
26	1H	71	A	N7-C8-N9	8.09	117.84	113.80
26	1H	2503	A	C5-C6-N6	-8.09	117.23	123.70
26	1H	2645	G	N1-C6-O6	8.09	124.75	119.90
26	14	209	C	C5-C6-N1	-8.09	116.96	121.00
26	1H	2029	G	O5'-P-OP1	-8.08	98.43	105.70
26	14	731	C	N1-C2-O2	-8.08	114.05	118.90
26	1H	1690	A	N1-C6-N6	-8.08	113.75	118.60
26	1H	2329	G	C8-N9-C4	8.08	109.63	106.40
26	1H	1394	U	C6-N1-C2	-8.08	116.15	121.00
1	13	783	C	C6-N1-C2	8.07	123.53	120.30

Continued on next page...

Continued from previous page...

Mol	Chain	Res	Type	Atoms	Z	Observed(°)	Ideal(°)
26	1H	330	A	C5-N7-C8	-8.07	99.86	103.90
26	1H	973	A	C5-C6-N1	-8.07	113.67	117.70
26	1H	1879	C	C6-N1-C2	-8.07	117.07	120.30
26	1H	946	G	C4-C5-N7	-8.07	107.57	110.80
1	13	284	G	N1-C6-O6	8.07	124.74	119.90
26	1H	140	A	O4'-C1'-N9	8.06	114.65	108.20
26	1H	462	C	O5'-P-OP2	-8.06	98.44	105.70
26	1H	1767	C	O5'-P-OP1	-8.06	98.44	105.70
26	1H	2004	G	O5'-P-OP2	-8.06	98.44	105.70
26	1H	2484	G	O5'-P-OP2	-8.06	98.44	105.70
27	16	81	G	N7-C8-N9	8.06	117.13	113.10
26	14	774	A	N3-C4-N9	-8.06	120.95	127.40
26	1H	2432	A	C5-C6-N1	-8.05	113.67	117.70
26	1H	909	A	N9-C4-C5	8.05	109.02	105.80
26	1H	972	G	N7-C8-N9	-8.05	109.08	113.10
26	1H	1626	G	C5-C6-O6	-8.05	123.77	128.60
1	1G	1227	A	C2-N3-C4	8.05	114.62	110.60
26	14	462	C	N3-C4-C5	8.05	125.12	121.90
26	14	705	A	O5'-P-OP2	-8.05	98.45	105.70
1	13	901	A	N1-C6-N6	8.05	123.43	118.60
26	1H	967	C	N3-C4-N4	-8.05	112.37	118.00
26	1H	863	A	O5'-P-OP1	8.04	120.35	110.70
26	1H	972	G	C8-N9-C4	8.05	109.62	106.40
26	14	1616	A	N3-C4-C5	8.05	132.43	126.80
26	1H	2331	G	N1-C6-O6	8.04	124.72	119.90
26	14	467	G	O5'-P-OP2	-8.04	98.46	105.70
26	14	974(A)	C	N3-C4-N4	-8.04	112.37	118.00
26	14	1786	A	C5-C6-N1	-8.04	113.68	117.70
26	1H	2083	G	N1-C6-O6	8.04	124.72	119.90
26	1H	2713	A	C5-N7-C8	-8.04	99.88	103.90
26	14	1698	A	C4-C5-C6	8.04	121.02	117.00
26	14	307	G	C5-C6-O6	-8.04	123.78	128.60
26	1H	213	A	C8-N9-C4	8.03	109.01	105.80
26	1H	2698	U	OP1-P-OP2	8.03	131.65	119.60
26	14	407	G	N1-C6-O6	-8.03	115.08	119.90
26	14	2335	A	N1-C6-N6	-8.03	113.78	118.60
26	14	1142(A)	A	N1-C2-N3	8.03	133.31	129.30
26	14	1939	U	C5-C6-N1	-8.03	118.69	122.70
26	1H	1318	C	O5'-P-OP1	-8.03	98.48	105.70
26	1H	796	C	C5-C6-N1	-8.02	116.99	121.00
26	1H	933	A	O5'-P-OP1	8.02	120.33	110.70
26	1H	1238	G	N1-C6-O6	-8.02	115.09	119.90

Continued on next page...

Continued from previous page...

Mol	Chain	Res	Type	Atoms	Z	Observed(°)	Ideal(°)
26	1H	2086	U	C5-C4-O4	8.02	130.71	125.90
1	13	966	G	N1-C6-O6	8.02	124.71	119.90
26	1H	1826	G	C5-N7-C8	8.02	108.31	104.30
26	14	2275	C	C6-N1-C2	-8.02	117.09	120.30
1	1G	1081	G	C8-N9-C4	8.02	109.61	106.40
26	1H	700	G	C8-N9-C4	-8.02	103.19	106.40
26	1H	809	G	C8-N9-C4	8.02	109.61	106.40
26	1H	225	A	C8-N9-C4	8.02	109.01	105.80
26	14	74	A	C5-N7-C8	-8.02	99.89	103.90
26	1H	1162	G	C8-N9-C4	-8.01	103.19	106.40
26	1H	2553	G	N1-C6-O6	-8.01	115.09	119.90
1	1G	1489	G	N7-C8-N9	-8.01	109.09	113.10
26	1H	996	A	C8-N9-C4	8.01	109.00	105.80
26	1H	2238	G	OP1-P-OP2	8.01	131.61	119.60
26	14	59	U	O5'-P-OP2	-8.01	98.49	105.70
26	1H	667	U	N1-C2-O2	-8.01	117.20	122.80
26	1H	847	U	C5-C6-N1	-8.01	118.70	122.70
26	1H	864	G	C4-C5-N7	8.01	114.00	110.80
26	1H	2507	C	N3-C2-O2	-8.01	116.30	121.90
26	14	1784	A	N1-C2-N3	8.01	133.30	129.30
1	13	792	A	O4'-C1'-N9	8.00	114.60	108.20
1	13	895	G	O5'-P-OP2	-8.00	98.50	105.70
26	14	1279	G	N1-C6-O6	-8.00	115.10	119.90
26	1H	952	G	C2-N3-C4	8.00	115.90	111.90
26	1H	694	U	C2-N3-C4	-8.00	122.20	127.00
26	1H	1453	A	N1-C6-N6	8.00	123.40	118.60
26	1H	1661	G	N7-C8-N9	-8.00	109.10	113.10
26	1H	197	A	C2-N3-C4	-7.99	106.60	110.60
26	14	409	C	C6-N1-C2	7.99	123.50	120.30
1	13	328	C	C2-N1-C1'	7.99	127.59	118.80
29	11	43	ARG	NE-CZ-NH2	-7.99	116.31	120.30
26	14	2329	G	C5-C6-N1	7.99	115.49	111.50
26	1H	1521	G	OP1-P-OP2	-7.99	107.62	119.60
26	1H	2461	C	N3-C4-N4	-7.98	112.41	118.00
26	1H	966	G	N1-C2-N2	-7.98	109.02	116.20
1	13	897	C	C5-C6-N1	-7.98	117.01	121.00
1	1G	312	C	C6-N1-C2	-7.98	117.11	120.30
26	1H	74	A	C8-N9-C4	-7.98	102.61	105.80
26	1H	1602	U	N3-C4-C5	-7.98	109.81	114.60
26	1H	1704	G	N1-C6-O6	7.98	124.69	119.90
26	1H	141	A	N1-C6-N6	7.97	123.39	118.60
26	14	462	C	C2-N3-C4	-7.97	115.91	119.90

Continued on next page...

Continued from previous page...

Mol	Chain	Res	Type	Atoms	Z	Observed(°)	Ideal(°)
26	1H	1803	A	C2-N3-C4	7.96	114.58	110.60
26	14	1253	A	C5-C6-N6	-7.96	117.33	123.70
1	1G	1521	G	N3-C2-N2	-7.96	114.33	119.90
26	14	1835	G	N3-C4-C5	-7.96	124.62	128.60
1	13	789	U	C4-C5-C6	7.95	124.47	119.70
26	1H	451	C	N3-C2-O2	7.95	127.47	121.90
26	14	2713	A	N1-C6-N6	7.95	123.37	118.60
26	14	945	A	N9-C4-C5	-7.95	102.62	105.80
26	1H	74	A	N1-C6-N6	7.94	123.37	118.60
26	1H	122	G	N1-C6-O6	7.94	124.67	119.90
26	1H	827	U	C5-C6-N1	-7.94	118.73	122.70
26	1H	1198	U	N3-C4-O4	-7.94	113.84	119.40
26	1H	1983	C	C5-C6-N1	-7.94	117.03	121.00
26	1H	664	C	C2-N3-C4	-7.93	115.93	119.90
26	1H	815	C	C5-C6-N1	-7.93	117.03	121.00
26	1H	1366	A	N9-C4-C5	-7.93	102.63	105.80
26	14	1821	A	C4-C5-C6	7.93	120.97	117.00
26	14	679	C	C5-C6-N1	-7.93	117.03	121.00
26	14	1953	A	O5'-P-OP2	7.93	120.22	110.70
26	1H	1566	A	O5'-P-OP1	7.93	120.21	110.70
26	14	2042	A	O5'-P-OP2	-7.92	98.57	105.70
1	13	328	C	N1-C2-O2	7.92	123.65	118.90
26	14	970	C	N1-C2-O2	-7.92	114.15	118.90
1	13	580	U	N3-C2-O2	-7.92	116.66	122.20
26	14	2708	G	C8-N9-C4	7.92	109.57	106.40
26	1H	129	C	C4-C5-C6	7.91	121.36	117.40
26	1H	1241	A	C5-N7-C8	-7.91	99.94	103.90
26	14	1657	C	N3-C4-C5	7.91	125.07	121.90
26	14	679	C	N1-C2-O2	-7.91	114.15	118.90
29	11	37	LEU	CA-CB-CG	-7.91	97.11	115.30
26	1H	967	C	N3-C4-C5	7.91	125.06	121.90
27	16	14	U	C5-C6-N1	-7.91	118.75	122.70
26	14	1257	C	N1-C2-O2	-7.90	114.16	118.90
26	14	1608	A	O5'-P-OP1	-7.90	98.59	105.70
26	14	1769	G	C5-C6-O6	-7.90	123.86	128.60
1	13	1424	C	C6-N1-C2	7.90	123.46	120.30
26	1H	839	U	C5-C4-O4	7.90	130.64	125.90
26	14	2235	G	C5-C6-O6	-7.90	123.86	128.60
1	13	830	G	N1-C6-O6	7.89	124.64	119.90
26	14	663	G	C4-C5-N7	-7.89	107.64	110.80
26	1H	1613	G	C5-C6-O6	7.89	133.34	128.60
26	14	1266	G	C5-C6-N1	7.89	115.45	111.50

Continued on next page...

Continued from previous page...

Mol	Chain	Res	Type	Atoms	Z	Observed(°)	Ideal(°)
26	14	828	U	N3-C2-O2	-7.89	116.68	122.20
26	14	1661	G	C8-N9-C4	7.89	109.56	106.40
26	14	2546	U	OP1-P-OP2	7.89	131.43	119.60
26	14	2428	G	N9-C4-C5	7.89	108.56	105.40
26	1H	2490	G	N3-C4-N9	-7.88	121.27	126.00
26	14	2275	C	P-O3'-C3'	7.88	129.16	119.70
26	1H	778	G	O5'-P-OP2	-7.88	98.61	105.70
26	1H	2084	C	C5-C6-N1	-7.88	117.06	121.00
26	1H	1315	C	N1-C2-O2	7.88	123.62	118.90
26	14	2438	U	O5'-P-OP2	-7.88	98.61	105.70
26	1H	601	C	N3-C4-C5	7.87	125.05	121.90
26	1H	939	G	C5-C6-O6	7.87	133.32	128.60
1	1G	786	G	C8-N9-C4	7.87	109.55	106.40
26	14	1806	C	C6-N1-C2	7.87	123.45	120.30
26	1H	328	U	N3-C4-C5	-7.87	109.88	114.60
26	1H	1950	G	C4-N9-C1'	7.87	136.73	126.50
26	1H	1663	C	C5-C4-N4	-7.87	114.69	120.20
26	14	642	G	N1-C6-O6	7.87	124.62	119.90
26	14	733	G	N3-C4-N9	7.87	130.72	126.00
26	1H	787	U	O5'-P-OP1	7.87	120.14	110.70
26	1H	2246	G	N3-C4-N9	7.86	130.72	126.00
26	14	41	C	N3-C2-O2	7.86	127.40	121.90
26	1H	2888	C	C6-N1-C2	-7.86	117.16	120.30
26	1H	2430	A	C5-C6-N1	-7.86	113.77	117.70
26	14	2453	A	C8-N9-C4	7.86	108.94	105.80
26	1H	140	A	OP2-P-O3'	7.86	122.48	105.20
26	14	1950	G	C8-N9-C4	-7.86	103.26	106.40
26	14	2615	U	N3-C2-O2	-7.85	116.70	122.20
20	BI	83	ARG	NE-CZ-NH1	-7.85	116.37	120.30
26	14	1187	G	N7-C8-N9	7.85	117.03	113.10
26	14	1802	A	C6-N1-C2	-7.85	113.89	118.60
26	14	2067	G	N9-C4-C5	7.85	108.54	105.40
26	1H	2713	A	N3-C4-C5	7.85	132.29	126.80
26	1H	954	G	N3-C2-N2	-7.84	114.41	119.90
26	1H	2258	C	C6-N1-C2	-7.84	117.16	120.30
26	1H	330	A	N1-C2-N3	7.84	133.22	129.30
26	1H	533	G	N1-C2-N3	7.84	128.61	123.90
26	1H	1492	G	N1-C6-O6	7.84	124.61	119.90
26	14	2443	C	C5-C4-N4	-7.84	114.71	120.20
26	14	2603	G	C5-C6-O6	-7.84	123.89	128.60
26	1H	974(A)	C	N3-C4-C5	-7.84	118.76	121.90
26	1H	2439	A	O5'-P-OP2	-7.84	98.64	105.70

Continued on next page...

Continued from previous page...

Mol	Chain	Res	Type	Atoms	Z	Observed(°)	Ideal(°)
26	14	1296	G	N3-C2-N2	7.84	125.39	119.90
26	1H	141	A	N7-C8-N9	7.83	117.72	113.80
26	1H	2699	C	C2-N3-C4	-7.83	115.98	119.90
1	13	1478	C	N3-C4-N4	-7.83	112.52	118.00
26	1H	742	G	N1-C2-N3	7.83	128.60	123.90
1	1G	690	G	C8-N9-C4	-7.83	103.27	106.40
1	13	868	C	N1-C2-O2	7.83	123.59	118.90
26	1H	265	A	C5-N7-C8	-7.83	99.99	103.90
26	1H	477	A	OP1-P-OP2	7.83	131.34	119.60
26	1H	1997	G	C8-N9-C4	-7.83	103.27	106.40
26	1H	728	G	C8-N9-C4	7.82	109.53	106.40
26	1H	2490	G	C6-C5-N7	-7.82	125.70	130.40
26	14	2841	C	N1-C2-O2	-7.82	114.21	118.90
1	1G	841	U	C2-N1-C1'	7.82	127.09	117.70
26	14	2332	U	N3-C4-O4	-7.82	113.92	119.40
26	1H	1837	C	C6-N1-C2	-7.82	117.17	120.30
26	1H	1400	G	C8-N9-C4	-7.82	103.27	106.40
26	1H	1663	C	C2-N3-C4	-7.82	115.99	119.90
26	1H	2006	C	C6-N1-C2	7.82	123.43	120.30
26	1H	2830	G	C8-N9-C4	-7.82	103.27	106.40
26	14	784	A	OP1-P-O3'	7.82	122.40	105.20
26	14	1381	G	C5-N7-C8	-7.82	100.39	104.30
26	1H	2278	A	O5'-P-OP1	7.82	120.08	110.70
26	14	1644	C	N1-C2-O2	7.82	123.59	118.90
26	1H	491	G	O5'-P-OP1	-7.81	98.67	105.70
23	2K	17	C	C2-N1-C1'	7.81	127.39	118.80
1	1G	108	G	C5-C6-O6	-7.81	123.91	128.60
26	14	1225	C	C6-N1-C2	7.81	123.42	120.30
26	1H	1510	A	C2-N3-C4	7.81	114.51	110.60
26	1H	2465	C	C5-C6-N1	-7.81	117.09	121.00
26	1H	2518	A	C5-N7-C8	-7.81	100.00	103.90
26	14	1605	C	C4-C5-C6	7.81	121.30	117.40
26	1H	146	G	C4-C5-N7	7.81	113.92	110.80
26	1H	849	A	C8-N9-C4	7.81	108.92	105.80
26	14	717	G	N1-C6-O6	-7.81	115.22	119.90
26	1H	2016	U	C5-C4-O4	7.80	130.58	125.90
1	13	867	G	C8-N9-C4	-7.80	103.28	106.40
1	13	537	G	O5'-P-OP1	-7.80	98.68	105.70
26	1H	1268	A	N7-C8-N9	-7.80	109.90	113.80
26	14	966	G	N1-C6-O6	-7.80	115.22	119.90
26	1H	68	G	N3-C2-N2	-7.80	114.44	119.90
26	1H	1279	G	O5'-P-OP2	-7.80	98.68	105.70

Continued on next page...

Continued from previous page...

Mol	Chain	Res	Type	Atoms	Z	Observed(°)	Ideal(°)
26	14	1780	A	N7-C8-N9	7.80	117.70	113.80
26	14	2606	C	O5'-P-OP1	-7.80	98.68	105.70
26	1H	265	A	C8-N9-C4	-7.79	102.68	105.80
26	1H	1827	C	C6-N1-C2	-7.79	117.18	120.30
26	14	1348	G	OP1-P-OP2	-7.79	107.91	119.60
26	14	2779	U	N3-C4-O4	-7.79	113.94	119.40
26	1H	386	G	C5-C6-O6	-7.79	123.92	128.60
26	1H	735	A	C5-N7-C8	7.79	107.80	103.90
26	14	460	A	N1-C6-N6	7.79	123.27	118.60
26	1H	805	G	N1-C6-O6	7.79	124.57	119.90
26	1H	2072	G	C5-C6-O6	-7.79	123.93	128.60
1	1G	690	G	C2-N3-C4	-7.79	108.01	111.90
26	14	1314	C	C2-N1-C1'	7.79	127.37	118.80
1	13	419	C	O5'-P-OP1	-7.79	98.69	105.70
26	1H	755	C	C4-C5-C6	7.79	121.29	117.40
26	14	642	G	N7-C8-N9	7.79	116.99	113.10
26	1H	852	G	O5'-P-OP2	-7.78	98.69	105.70
26	1H	1698	A	C6-C5-N7	-7.78	126.85	132.30
26	1H	2247	A	N1-C2-N3	7.78	133.19	129.30
26	14	2065	C	N3-C2-O2	-7.78	116.45	121.90
1	13	36	C	C6-N1-C2	-7.78	117.19	120.30
26	1H	279	C	C6-N1-C2	-7.78	117.19	120.30
26	1H	685	A	C5-N7-C8	-7.78	100.01	103.90
26	1H	827	U	N1-C2-O2	-7.78	117.36	122.80
1	13	826	C	C6-N1-C2	-7.78	117.19	120.30
26	1H	2451	A	N1-C6-N6	-7.78	113.93	118.60
26	14	683	C	C5-C6-N1	-7.78	117.11	121.00
1	13	819	A	O5'-P-OP1	-7.77	98.70	105.70
26	1H	1814	G	C8-N9-C4	-7.77	103.29	106.40
1	1G	841	U	N3-C2-O2	-7.77	116.76	122.20
26	14	523	C	C2-N3-C4	7.77	123.78	119.90
40	65	110	LEU	CA-CB-CG	7.77	133.17	115.30
26	1H	34	C	O5'-P-OP2	7.77	120.02	110.70
27	1J	52	A	C8-N9-C4	7.77	108.91	105.80
26	14	783	A	N1-C2-N3	7.77	133.18	129.30
1	13	1066	C	C6-N1-C2	-7.76	117.19	120.30
26	14	2249	U	N3-C2-O2	-7.76	116.76	122.20
26	1H	613	U	N3-C2-O2	-7.76	116.77	122.20
26	14	37	C	N1-C2-O2	-7.76	114.24	118.90
26	14	1374	G	C8-N9-C4	-7.76	103.30	106.40
26	14	603	A	N1-C6-N6	7.76	123.25	118.60
26	14	2573	C	C2-N1-C1'	7.76	127.34	118.80

Continued on next page...

Continued from previous page...

Mol	Chain	Res	Type	Atoms	Z	Observed(°)	Ideal(°)
26	14	2821	A	C2-N3-C4	-7.76	106.72	110.60
26	1H	25	U	N3-C4-O4	7.76	124.83	119.40
26	14	643	A	N1-C6-N6	7.76	123.25	118.60
26	1H	1559	G	C8-N9-C4	7.75	109.50	106.40
26	14	2000	G	C8-N9-C4	7.75	109.50	106.40
26	1H	973	A	N1-C2-N3	7.75	133.18	129.30
26	14	2011	U	N3-C2-O2	7.75	127.63	122.20
26	1H	1794	U	N3-C2-O2	-7.75	116.77	122.20
26	1H	2040	C	N3-C2-O2	7.75	127.33	121.90
26	14	2713	A	C5-C6-N1	-7.75	113.83	117.70
26	14	1299	G	O5'-P-OP1	-7.75	98.73	105.70
26	1H	734	A	C2-N3-C4	-7.74	106.73	110.60
26	14	1142	U	N1-C2-O2	7.74	128.22	122.80
26	1H	1764	G	C5-C6-O6	7.74	133.24	128.60
1	13	253	U	O5'-P-OP2	7.74	119.99	110.70
26	1H	739	G	C8-N9-C4	7.74	109.50	106.40
1	1G	1227	A	C5-C6-N1	7.74	121.57	117.70
26	14	621	A	N7-C8-N9	7.74	117.67	113.80
26	1H	2545	G	C4-C5-N7	-7.74	107.70	110.80
26	14	90	U	N1-C2-O2	7.74	128.22	122.80
26	1H	1021	A	C5-C6-N1	-7.74	113.83	117.70
1	13	295	C	O5'-P-OP2	-7.73	98.74	105.70
22	1K	76	A	O4'-C1'-N9	7.73	114.39	108.20
26	1H	669	G	N3-C2-N2	-7.73	114.49	119.90
26	14	738	G	OP1-P-OP2	7.73	131.20	119.60
26	1H	693	C	N3-C4-N4	-7.73	112.59	118.00
26	1H	2773	C	C6-N1-C2	7.73	123.39	120.30
26	14	1347	G	OP1-P-O3'	7.73	122.21	105.20
23	2L	57	C	C6-N1-C2	7.73	123.39	120.30
26	1H	71	A	C6-C5-N7	-7.72	126.89	132.30
26	1H	1026	U	O4'-C1'-N1	7.72	114.38	108.20
26	14	4	C	N1-C2-O2	7.72	123.53	118.90
26	1H	729	G	N1-C6-O6	7.72	124.53	119.90
26	1H	238	C	N1-C2-O2	-7.72	114.27	118.90
26	1H	1249	U	N3-C2-O2	7.72	127.60	122.20
26	14	1780	A	N1-C6-N6	-7.72	113.97	118.60
26	1H	2436	G	N3-C2-N2	-7.72	114.50	119.90
26	14	2346	A	C5-C6-N1	-7.72	113.84	117.70
26	1H	271(B)	G	P-O3'-C3'	7.71	128.96	119.70
26	1H	1767	C	N3-C2-O2	-7.71	116.50	121.90
1	13	966	G	N9-C4-C5	-7.71	102.32	105.40
26	1H	501	A	C2-N3-C4	-7.71	106.74	110.60

Continued on next page...

Continued from previous page...

Mol	Chain	Res	Type	Atoms	Z	Observed(°)	Ideal(°)
22	1K	76	A	C5-N7-C8	-7.71	100.05	103.90
26	1H	822	U	N3-C2-O2	-7.71	116.80	122.20
26	1H	1253	A	C8-N9-C4	7.71	108.88	105.80
26	1H	1899	G	C6-N1-C2	-7.71	120.47	125.10
1	13	720	C	N3-C2-O2	-7.71	116.50	121.90
26	1H	774	A	C4-C5-C6	-7.71	113.15	117.00
26	1H	958	U	C6-N1-C2	-7.71	116.38	121.00
26	1H	1382	G	N1-C6-O6	7.71	124.52	119.90
1	13	135	C	N1-C2-O2	-7.71	114.28	118.90
26	1H	1969	A	O5'-P-OP2	7.70	119.94	110.70
26	14	76	C	C6-N1-C2	-7.70	117.22	120.30
26	1H	2036	C	O5'-P-OP2	-7.70	98.77	105.70
26	14	2000	G	O5'-P-OP2	-7.70	98.77	105.70
26	1H	2327	A	C5-C6-N1	7.70	121.55	117.70
26	14	1807	G	C8-N9-C4	7.70	109.48	106.40
1	1G	353	A	C8-N9-C4	-7.69	102.72	105.80
1	1G	1196	U	C2-N1-C1'	7.69	126.93	117.70
26	14	2332	U	C5-C6-N1	-7.69	118.85	122.70
1	13	582	U	C5-C6-N1	-7.69	118.85	122.70
26	1H	71	A	N1-C2-N3	7.69	133.15	129.30
1	1G	266	G	P-O3'-C3'	7.69	128.93	119.70
1	13	529	G	N9-C4-C5	-7.69	102.32	105.40
27	1J	89	G	O5'-P-OP1	-7.69	98.78	105.70
1	13	477	G	N3-C4-C5	7.69	132.44	128.60
26	14	939	G	C8-N9-C4	-7.68	103.33	106.40
26	1H	1229(A)	G	O5'-P-OP2	-7.68	98.79	105.70
26	1H	2645	G	C4-C5-N7	7.68	113.87	110.80
26	14	1320	C	N3-C4-C5	-7.68	118.83	121.90
26	14	2420	C	N1-C2-O2	-7.68	114.29	118.90
26	1H	675	A	C5-C6-N1	7.68	121.54	117.70
26	1H	1429	G	C5-C6-O6	7.68	133.21	128.60
26	1H	2891	G	C5-C6-O6	-7.68	123.99	128.60
1	1G	1502	A	N7-C8-N9	7.68	117.64	113.80
26	14	265	A	C2-N3-C4	-7.68	106.76	110.60
1	13	623	C	C5-C6-N1	7.68	124.84	121.00
26	1H	240	G	N3-C2-N2	-7.67	114.53	119.90
26	1H	387	U	C5-C4-O4	-7.67	121.30	125.90
26	14	808	G	N1-C2-N2	-7.67	109.29	116.20
26	14	676	A	O4'-C1'-N9	7.67	114.34	108.20
26	14	1372	U	N1-C2-N3	7.67	119.50	114.90
26	14	1344	G	N1-C6-O6	7.67	124.50	119.90
26	1H	1313	U	N3-C4-C5	-7.67	110.00	114.60

Continued on next page...

Continued from previous page...

Mol	Chain	Res	Type	Atoms	Z	Observed(°)	Ideal(°)
1	1G	1356	G	C8-N9-C4	-7.66	103.33	106.40
26	14	202	U	C5-C6-N1	-7.66	118.87	122.70
26	14	1366	A	N1-C6-N6	7.66	123.20	118.60
26	14	2610	C	O5'-P-OP1	-7.66	98.80	105.70
26	1H	1634	A	O5'-P-OP2	-7.66	98.80	105.70
1	13	712	A	N1-C6-N6	-7.66	114.00	118.60
26	1H	2023	G	O5'-P-OP1	-7.66	98.81	105.70
26	1H	2281	C	C6-N1-C2	7.66	123.36	120.30
26	14	751	A	C8-N9-C4	7.66	108.86	105.80
26	1H	1325	G	C4-C5-N7	7.66	113.86	110.80
26	1H	1858	G	N1-C6-O6	7.66	124.50	119.90
26	14	1777	U	C5-C6-N1	-7.66	118.87	122.70
26	1H	1159	U	N3-C2-O2	-7.66	116.84	122.20
26	1H	1246	A	C6-N1-C2	-7.66	114.01	118.60
26	1H	1379	A	N1-C6-N6	7.66	123.19	118.60
26	1H	1858	G	C5-C6-N1	-7.66	107.67	111.50
26	1H	2518	A	C4-C5-N7	7.66	114.53	110.70
26	1H	134	C	C2-N3-C4	-7.65	116.07	119.90
26	1H	1825	A	N1-C6-N6	-7.65	114.01	118.60
26	1H	2618	G	C4-C5-N7	-7.65	107.74	110.80
26	14	1204	A	C5-C6-N1	-7.65	113.88	117.70
26	1H	651	G	O5'-P-OP1	-7.65	98.82	105.70
26	1H	860	U	C2-N3-C4	-7.65	122.41	127.00
26	1H	2562	U	N3-C2-O2	-7.65	116.85	122.20
26	14	2581	G	C6-C5-N7	-7.65	125.81	130.40
26	14	140	A	C5-C6-N6	-7.65	117.58	123.70
1	13	856	C	C6-N1-C2	-7.65	117.24	120.30
26	1H	115	C	C5-C4-N4	-7.64	114.85	120.20
26	1H	845	G	N7-C8-N9	7.64	116.92	113.10
26	1H	1903	G	C2-N3-C4	-7.64	108.08	111.90
26	1H	2331	G	N9-C4-C5	-7.64	102.34	105.40
26	1H	1528	A	O4'-C1'-N9	7.64	114.31	108.20
1	1G	1397	C	C6-N1-C2	-7.64	117.24	120.30
26	1H	1790	C	C5-C6-N1	-7.64	117.18	121.00
29	11	111	LEU	CA-CB-CG	7.64	132.87	115.30
26	1H	1335	U	N3-C2-O2	-7.64	116.85	122.20
26	1H	2226	C	C6-N1-C2	7.64	123.36	120.30
26	1H	658	C	N1-C2-O2	7.64	123.48	118.90
26	14	90	U	N3-C2-O2	-7.64	116.85	122.20
26	1H	265	A	C2-N3-C4	-7.63	106.78	110.60
26	1H	2265	U	O5'-P-OP1	-7.63	98.83	105.70
26	14	252	G	N1-C6-O6	-7.63	115.32	119.90

Continued on next page...

Continued from previous page...

Mol	Chain	Res	Type	Atoms	Z	Observed(°)	Ideal(°)
1	1G	1502	A	C5-N7-C8	-7.63	100.08	103.90
26	1H	768	G	O5'-P-OP2	-7.63	98.83	105.70
26	1H	2281	C	C5-C4-N4	-7.63	114.86	120.20
26	1H	1825	A	O5'-P-OP2	-7.63	98.84	105.70
1	13	892	A	C8-N9-C4	7.62	108.85	105.80
1	13	57	G	N1-C6-O6	-7.62	115.33	119.90
1	13	723	U	C5-C6-N1	7.62	126.51	122.70
26	1H	726	G	C2-N3-C4	-7.62	108.09	111.90
26	1H	946	G	O5'-P-OP1	-7.62	98.84	105.70
26	14	220	G	C8-N9-C4	-7.61	103.35	106.40
26	1H	2259	G	OP1-P-OP2	-7.61	108.19	119.60
26	14	1393	A	O5'-P-OP2	-7.61	98.85	105.70
26	14	1597	A	O5'-P-OP2	-7.61	98.85	105.70
1	1G	1200	C	N1-C2-O2	7.61	123.47	118.90
26	1H	1611	C	N3-C4-C5	7.61	124.94	121.90
26	1H	2367	G	C8-N9-C4	-7.61	103.36	106.40
26	14	1781	C	O4'-C1'-N1	7.61	114.28	108.20
26	1H	444	C	C2-N3-C4	-7.61	116.10	119.90
26	14	1296	G	N1-C2-N2	-7.60	109.36	116.20
26	14	1824	G	O5'-P-OP2	-7.60	98.86	105.70
26	1H	1193	G	C8-N9-C4	7.60	109.44	106.40
26	14	140	A	N9-C4-C5	-7.60	102.76	105.80
26	14	2018	G	N1-C6-O6	-7.60	115.34	119.90
26	1H	202	U	N3-C4-C5	7.60	119.16	114.60
23	2K	6	G	N9-C4-C5	-7.60	102.36	105.40
26	14	1470	G	C5-C6-N1	-7.60	107.70	111.50
26	1H	1971	A	C2-N3-C4	7.59	114.40	110.60
26	14	735	A	C8-N9-C4	7.59	108.84	105.80
26	1H	2276	G	N9-C4-C5	7.59	108.44	105.40
26	14	569	U	C2-N3-C4	-7.59	122.44	127.00
26	1H	145	G	N7-C8-N9	-7.59	109.31	113.10
26	1H	2584	U	C5-C4-O4	7.59	130.45	125.90
26	1H	2585	U	N1-C2-O2	7.59	128.11	122.80
26	1H	252	G	O5'-P-OP1	7.59	119.80	110.70
26	1H	1586	A	N1-C6-N6	7.59	123.15	118.60
26	1H	2385	C	C2-N3-C4	-7.58	116.11	119.90
26	1H	2246	G	N3-C2-N2	-7.58	114.59	119.90
26	1H	211	A	C2-N3-C4	-7.58	106.81	110.60
26	1H	2502	G	O5'-P-OP1	-7.58	98.88	105.70
26	1H	2822	G	N1-C6-O6	7.58	124.45	119.90
26	14	133	C	C2-N3-C4	-7.58	116.11	119.90
26	14	1821	A	C6-N1-C2	-7.58	114.05	118.60

Continued on next page...

Continued from previous page...

Mol	Chain	Res	Type	Atoms	Z	Observed(°)	Ideal(°)
26	1H	587	C	N3-C4-C5	7.58	124.93	121.90
26	1H	2409	G	N1-C6-O6	7.58	124.45	119.90
26	14	2712	U	N1-C2-N3	7.58	119.45	114.90
26	1H	1955	U	C2-N3-C4	-7.57	122.46	127.00
26	1H	821	A	C8-N9-C4	-7.57	102.77	105.80
26	1H	1606	G	C8-N9-C4	7.57	109.43	106.40
26	1H	1638	C	OP1-P-OP2	7.57	130.96	119.60
26	1H	1654	A	O5'-P-OP1	-7.57	98.89	105.70
26	1H	854	G	C4-N9-C1'	-7.57	116.66	126.50
26	14	1703	G	C4-C5-N7	7.57	113.83	110.80
26	14	1396	U	N3-C2-O2	-7.57	116.90	122.20
26	14	1980	G	N3-C2-N2	-7.57	114.60	119.90
1	1G	52	G	N1-C6-O6	-7.57	115.36	119.90
26	14	667	U	N3-C4-O4	7.57	124.70	119.40
26	1H	659	C	C5-C6-N1	-7.56	117.22	121.00
26	14	3	U	C2-N1-C1'	7.56	126.78	117.70
26	14	247	G	C8-N9-C4	7.56	109.42	106.40
26	14	642	G	C6-C5-N7	-7.56	125.86	130.40
26	14	531	C	C4-C5-C6	7.56	121.18	117.40
26	14	2688	U	N1-C2-O2	7.56	128.09	122.80
26	1H	2276	G	N3-C2-N2	-7.56	114.61	119.90
24	3L	76	A	C5-C6-N6	-7.56	117.65	123.70
26	14	737	C	N1-C2-O2	-7.56	114.36	118.90
1	13	880	C	N3-C2-O2	7.56	127.19	121.90
26	1H	1955	U	C5-C6-N1	-7.56	118.92	122.70
26	14	759	G	C5-C6-O6	-7.56	124.07	128.60
26	14	944	G	C8-N9-C4	7.56	109.42	106.40
26	14	1821	A	C6-C5-N7	-7.56	127.01	132.30
26	14	2612	C	C6-N1-C2	7.56	123.32	120.30
26	1H	655	A	C5-N7-C8	-7.56	100.12	103.90
1	13	623	C	C6-N1-C2	-7.55	117.28	120.30
26	1H	2439	A	C5-C6-N6	-7.55	117.66	123.70
26	1H	564	C	OP1-P-O3'	7.55	121.81	105.20
26	1H	1248	G	N3-C2-N2	-7.55	114.62	119.90
26	14	655	A	C8-N9-C4	7.55	108.82	105.80
26	1H	1563	G	N1-C6-O6	-7.54	115.37	119.90
26	14	2376	A	C8-N9-C4	7.54	108.82	105.80
26	14	2567	G	C8-N9-C4	7.54	109.42	106.40
26	14	400	G	N7-C8-N9	7.54	116.87	113.10
26	14	1787	A	OP1-P-OP2	-7.54	108.29	119.60
1	13	1303	C	O5'-P-OP1	-7.54	98.92	105.70
1	13	1513	A	C8-N9-C4	7.54	108.82	105.80

Continued on next page...

Continued from previous page...

Mol	Chain	Res	Type	Atoms	Z	Observed(°)	Ideal(°)
26	1H	2545	G	C5-N7-C8	7.54	108.07	104.30
26	14	2518	A	C5-C6-N1	-7.54	113.93	117.70
26	1H	320	A	N1-C6-N6	7.54	123.12	118.60
26	14	686	G	OP1-P-OP2	7.54	130.90	119.60
26	1H	121	G	C5-C6-N1	7.53	115.27	111.50
26	1H	772	C	N3-C2-O2	7.53	127.17	121.90
40	A8	110	LEU	CA-CB-CG	7.53	132.63	115.30
26	1H	201	C	C6-N1-C2	7.53	123.31	120.30
26	1H	1598	C	OP1-P-O3'	7.53	121.77	105.20
26	14	2247	A	C5-C6-N6	7.53	129.73	123.70
26	1H	1834	U	N3-C2-O2	-7.53	116.93	122.20
26	14	704	G	N1-C6-O6	7.53	124.42	119.90
26	1H	131	G	C5-C6-O6	-7.53	124.08	128.60
26	1H	974	G	N3-C2-N2	-7.53	114.63	119.90
26	14	1332	G	C4-C5-N7	7.53	113.81	110.80
26	1H	2618	G	N9-C4-C5	7.53	108.41	105.40
26	1H	2072	G	OP1-P-O3'	7.52	121.75	105.20
26	1H	685	A	N1-C6-N6	7.52	123.11	118.60
26	1H	723	G	C8-N9-C4	7.52	109.41	106.40
26	14	1761	C	N3-C2-O2	7.52	127.17	121.90
26	14	2447	G	OP1-P-OP2	-7.52	108.32	119.60
25	4K	18	G	C5-C6-O6	7.52	133.11	128.60
26	14	690	G	C8-N9-C4	7.52	109.41	106.40
1	13	862	C	C5-C6-N1	-7.52	117.24	121.00
26	14	2822	G	O5'-P-OP2	-7.52	98.94	105.70
26	1H	1498	C	N1-C2-O2	-7.52	114.39	118.90
26	1H	1669	A	C5-N7-C8	-7.52	100.14	103.90
26	1H	1678	G	N7-C8-N9	7.52	116.86	113.10
26	1H	448	U	C4-C5-C6	7.51	124.21	119.70
26	1H	847	U	N3-C2-O2	-7.51	116.94	122.20
26	1H	989	G	N1-C6-O6	7.51	124.41	119.90
26	1H	1814	G	N9-C4-C5	7.51	108.41	105.40
26	1H	2316	C	C6-N1-C2	-7.51	117.29	120.30
26	14	951	C	OP1-P-O3'	7.51	121.73	105.20
26	1H	250	G	C8-N9-C4	-7.51	103.40	106.40
26	1H	777	A	N1-C2-N3	7.51	133.06	129.30
26	1H	271(B)	G	N3-C4-N9	7.51	130.50	126.00
23	2L	15	G	C5-C6-O6	7.51	133.10	128.60
26	14	1276	A	N1-C6-N6	7.51	123.10	118.60
26	14	1599	C	C6-N1-C2	-7.51	117.30	120.30
1	13	1526	G	C8-N9-C4	-7.50	103.40	106.40
26	1H	809	G	N7-C8-N9	-7.50	109.35	113.10

Continued on next page...

Continued from previous page...

Mol	Chain	Res	Type	Atoms	Z	Observed(°)	Ideal(°)
26	14	2264	C	O5'-P-OP2	7.50	119.70	110.70
1	13	965	A	N1-C6-N6	7.50	123.10	118.60
26	1H	1660	C	N3-C4-C5	7.50	124.90	121.90
26	1H	2780	G	N1-C6-O6	-7.50	115.40	119.90
26	14	1251	C	N1-C2-O2	-7.50	114.40	118.90
26	1H	271(B)	G	C6-N1-C2	-7.50	120.60	125.10
26	1H	832	G	O5'-P-OP2	7.50	119.70	110.70
26	14	1688	U	N1-C2-N3	7.50	119.40	114.90
26	14	133	C	C5-C6-N1	-7.50	117.25	121.00
1	13	757	U	N3-C2-O2	-7.49	116.95	122.20
1	1G	906	G	C6-C5-N7	-7.49	125.90	130.40
26	1H	2689	U	C5-C6-N1	-7.49	118.95	122.70
1	13	1354	C	C6-N1-C2	-7.49	117.30	120.30
26	1H	424	G	N1-C6-O6	7.49	124.39	119.90
26	1H	1644	C	N1-C2-O2	7.49	123.39	118.90
1	1G	1502	A	N1-C2-N3	7.49	133.04	129.30
26	14	307	G	O5'-P-OP2	-7.49	98.96	105.70
26	1H	945	A	C8-N9-C4	-7.48	102.81	105.80
26	1H	729	G	C5-C6-O6	-7.48	124.11	128.60
1	1G	1301	U	N1-C2-O2	7.48	128.04	122.80
26	14	4	C	C6-N1-C1'	-7.48	111.82	120.80
26	1H	2331	G	C8-N9-C4	7.48	109.39	106.40
1	1G	28	G	C8-N9-C4	-7.48	103.41	106.40
26	1H	36	G	O5'-P-OP2	-7.48	98.97	105.70
26	1H	2286	A	N7-C8-N9	7.48	117.54	113.80
26	1H	2532	G	C5-C6-O6	-7.48	124.11	128.60
26	14	1704	G	C8-N9-C4	7.48	109.39	106.40
26	1H	508	G	N7-C8-N9	7.47	116.84	113.10
26	14	1465	G	C5-C6-O6	-7.47	124.11	128.60
26	1H	1302	A	O5'-P-OP1	-7.47	98.97	105.70
26	14	1816	G	C5-C6-N1	7.47	115.23	111.50
26	14	2252	G	OP1-P-OP2	7.47	130.81	119.60
27	1J	81	G	C5-N7-C8	-7.47	100.57	104.30
26	1H	1899	G	C4-C5-N7	7.47	113.79	110.80
26	14	784	A	P-O3'-C3'	7.47	128.66	119.70
26	14	1812	A	C6-N1-C2	-7.47	114.12	118.60
26	1H	1559	G	N1-C6-O6	7.46	124.38	119.90
26	1H	2690	C	C5-C6-N1	-7.46	117.27	121.00
26	1H	1296	G	N1-C6-O6	-7.46	115.42	119.90
26	1H	1370	C	C2-N3-C4	-7.46	116.17	119.90
26	1H	259	G	N1-C6-O6	7.46	124.38	119.90
26	1H	813	U	C2-N3-C4	-7.46	122.52	127.00

Continued on next page...

Continued from previous page...

Mol	Chain	Res	Type	Atoms	Z	Observed(°)	Ideal(°)
26	1H	1319	G	C8-N9-C4	-7.46	103.42	106.40
26	1H	2553	G	C4-C5-N7	-7.46	107.82	110.80
26	1H	2727	G	O5'-P-OP2	-7.46	98.99	105.70
26	1H	1657	C	OP1-P-O3'	7.46	121.61	105.20
26	14	677	A	O5'-P-OP2	-7.46	98.99	105.70
26	1H	814	C	N3-C4-C5	7.46	124.88	121.90
26	1H	2507	C	C6-N1-C2	-7.46	117.32	120.30
1	1G	1128	C	N1-C2-O2	7.46	123.37	118.90
1	13	977	A	N1-C6-N6	-7.45	114.13	118.60
26	1H	2311	A	C5-N7-C8	-7.45	100.17	103.90
26	14	2238	G	N1-C6-O6	-7.45	115.43	119.90
27	16	41	U	C5-C6-N1	-7.45	118.97	122.70
26	1H	1937	A	C5-N7-C8	7.45	107.62	103.90
26	14	1851	U	C6-N1-C2	-7.45	116.53	121.00
26	1H	195	A	C8-N9-C4	7.45	108.78	105.80
26	1H	674	G	N1-C6-O6	-7.45	115.43	119.90
26	1H	1109	C	C6-N1-C2	-7.45	117.32	120.30
26	1H	1914	C	N3-C2-O2	-7.45	116.69	121.90
26	1H	2299	G	C5-C6-O6	-7.45	124.13	128.60
26	14	784	A	O4'-C1'-N9	7.45	114.16	108.20
26	14	1703	G	C5-C6-O6	-7.45	124.13	128.60
26	14	2544	G	C5-C6-O6	-7.45	124.13	128.60
26	1H	576	U	N1-C2-N3	7.44	119.37	114.90
1	13	893	C	O5'-P-OP2	7.44	119.63	110.70
45	B5	23	GLU	C-N-CA	-7.44	106.67	122.30
1	13	529	G	C8-N9-C4	7.44	109.38	106.40
26	1H	774	A	C4-N9-C1'	-7.44	112.91	126.30
26	1H	845	G	C2-N3-C4	-7.44	108.18	111.90
26	14	1823	G	C5-C6-O6	7.44	133.06	128.60
1	13	1517	G	O5'-P-OP2	-7.44	99.01	105.70
26	1H	690	G	C5-C6-N1	-7.44	107.78	111.50
26	1H	138	G	C2-N3-C4	7.43	115.62	111.90
26	1H	2346	A	C4-N9-C1'	7.43	139.68	126.30
26	14	318	C	O5'-P-OP1	-7.43	99.01	105.70
26	1H	1955	U	N3-C2-O2	-7.43	117.00	122.20
23	2K	17	C	O5'-P-OP1	-7.43	99.01	105.70
1	1G	1374	A	C2-N3-C4	-7.43	106.89	110.60
26	14	664	C	OP1-P-OP2	7.43	130.74	119.60
26	14	2443	C	N1-C2-O2	-7.43	114.44	118.90
26	14	2648	C	N3-C4-C5	7.43	124.87	121.90
26	14	443	A	N1-C6-N6	7.43	123.06	118.60
26	1H	188	G	N1-C2-N2	-7.43	109.52	116.20

Continued on next page...

Continued from previous page...

Mol	Chain	Res	Type	Atoms	Z	Observed(°)	Ideal(°)
26	14	603	A	N7-C8-N9	7.43	117.51	113.80
26	14	781	A	OP1-P-OP2	7.43	130.74	119.60
26	1H	1268	A	C8-N9-C4	7.42	108.77	105.80
26	1H	242	G	C5-C6-O6	-7.42	124.15	128.60
1	13	952	U	N1-C2-N3	7.42	119.35	114.90
26	1H	2258	C	N3-C4-N4	7.42	123.20	118.00
26	1H	2312	U	O5'-P-OP1	-7.42	99.02	105.70
26	1H	704	G	N9-C4-C5	7.42	108.37	105.40
27	16	36	C	C6-N1-C2	7.42	123.27	120.30
26	14	2238	G	C5-C6-N1	7.42	115.21	111.50
26	1H	845	G	P-O3'-C3'	7.42	128.60	119.70
26	14	121	G	C6-C5-N7	-7.42	125.95	130.40
26	14	2060	A	O5'-P-OP2	-7.42	99.02	105.70
26	1H	2387	U	C4-C5-C6	7.42	124.15	119.70
26	1H	236	C	C5-C6-N1	-7.42	117.29	121.00
26	1H	1950	G	N3-C2-N2	7.42	125.09	119.90
26	14	141	A	N7-C8-N9	7.42	117.51	113.80
26	14	1960	A	N1-C6-N6	-7.42	114.15	118.60
26	1H	1789	A	C8-N9-C4	-7.41	102.83	105.80
26	1H	2250	G	C8-N9-C4	-7.41	103.44	106.40
26	1H	697	C	C5-C4-N4	-7.41	115.02	120.20
26	1H	2449	U	O5'-P-OP1	-7.41	99.03	105.70
26	14	676	A	N3-C4-C5	7.41	131.98	126.80
26	1H	48	G	N9-C4-C5	7.40	108.36	105.40
26	14	2011	U	N1-C2-O2	-7.40	117.62	122.80
37	78	45	LEU	CB-CG-CD2	-7.40	98.42	111.00
26	14	2092	U	O5'-P-OP2	-7.40	99.04	105.70
26	1H	1189	A	N1-C6-N6	7.39	123.04	118.60
26	14	802	A	C6-N1-C2	-7.39	114.16	118.60
26	14	1993	U	O5'-P-OP1	-7.39	99.05	105.70
1	13	1524	C	N3-C2-O2	-7.39	116.73	121.90
26	1H	2329	G	N7-C8-N9	-7.39	109.41	113.10
26	14	2711	A	C5-C6-N1	-7.39	114.00	117.70
26	1H	1885	A	N7-C8-N9	-7.39	110.11	113.80
26	14	1221	C	C5-C6-N1	-7.39	117.31	121.00
26	1H	673	C	O5'-P-OP1	7.38	119.56	110.70
26	1H	682	G	O5'-P-OP1	7.38	119.56	110.70
26	14	989	G	N1-C6-O6	-7.38	115.47	119.90
26	1H	1394	U	OP1-P-OP2	-7.38	108.53	119.60
26	14	211	A	N1-C6-N6	7.38	123.03	118.60
26	14	690	G	C5-N7-C8	7.38	107.99	104.30
26	1H	51	G	C5-C6-O6	7.38	133.03	128.60

Continued on next page...

Continued from previous page...

Mol	Chain	Res	Type	Atoms	Z	Observed(°)	Ideal(°)
26	1H	671	C	N3-C4-N4	-7.38	112.83	118.00
1	1G	1322	C	C2-N1-C1'	7.38	126.92	118.80
26	14	2594	C	N3-C4-N4	7.38	123.17	118.00
26	1H	1430	C	O5'-P-OP2	-7.38	99.06	105.70
26	1H	2276	G	C5-C6-O6	7.38	133.03	128.60
26	14	1204	A	O5'-P-OP2	-7.38	99.06	105.70
26	1H	813	U	O5'-P-OP1	-7.37	99.06	105.70
26	14	2365	G	N3-C4-N9	7.37	130.42	126.00
26	1H	2331	G	C2-N3-C4	-7.37	108.22	111.90
26	1H	628	G	C8-N9-C4	7.37	109.35	106.40
26	1H	245	G	C5-C6-O6	-7.36	124.18	128.60
26	1H	508	G	C4-N9-C1'	7.36	136.07	126.50
26	1H	1636	C	N1-C2-O2	-7.36	114.48	118.90
26	1H	2688	U	C2-N3-C4	-7.36	122.58	127.00
26	14	307	G	N1-C6-O6	7.36	124.32	119.90
26	14	2365	G	C6-C5-N7	-7.36	125.98	130.40
26	1H	736	C	O5'-P-OP2	7.36	119.53	110.70
26	1H	835	A	C5-C6-N1	7.36	121.38	117.70
26	1H	2401	U	C5-C4-O4	-7.36	121.48	125.90
26	1H	1519	G	O5'-P-OP1	-7.36	99.08	105.70
26	1H	1824	G	OP2-P-O3'	7.36	121.38	105.20
26	1H	2674	G	N1-C2-N2	-7.36	109.58	116.20
26	14	4	C	C5-C6-N1	7.35	124.68	121.00
26	1H	1614	A	N3-C4-C5	7.35	131.95	126.80
26	1H	2392	A	N3-C4-N9	-7.35	121.52	127.40
26	1H	2619	C	N3-C4-N4	7.35	123.15	118.00
24	3L	5	C	C5-C6-N1	7.35	124.68	121.00
26	14	1470	G	N1-C6-O6	7.35	124.31	119.90
26	14	2428	G	C4-C5-N7	-7.35	107.86	110.80
26	1H	1369	G	C5-N7-C8	7.35	107.98	104.30
26	14	675	A	C4-C5-C6	-7.35	113.33	117.00
26	1H	2355	C	C6-N1-C2	-7.35	117.36	120.30
1	1G	1270	C	C6-N1-C2	-7.35	117.36	120.30
26	14	2438	U	OP1-P-OP2	7.35	130.62	119.60
26	14	2446	G	N1-C6-O6	-7.35	115.49	119.90
1	13	1227	A	C4-C5-N7	7.35	114.37	110.70
1	13	149	A	C8-N9-C4	-7.34	102.86	105.80
26	1H	461	C	C4-C5-C6	7.34	121.07	117.40
26	1H	1327	C	N3-C4-C5	-7.34	118.96	121.90
26	1H	575	A	C5-C6-N6	-7.34	117.83	123.70
26	1H	845	G	OP1-P-O3'	7.34	121.35	105.20
26	14	1289	C	O5'-P-OP1	-7.34	99.09	105.70

Continued on next page...

Continued from previous page...

Mol	Chain	Res	Type	Atoms	Z	Observed(°)	Ideal(°)
26	1H	2598	A	N9-C4-C5	-7.34	102.86	105.80
26	1H	663	G	N9-C4-C5	7.34	108.33	105.40
26	1H	74	A	C5-C6-N1	-7.34	114.03	117.70
26	1H	1589	C	O5'-P-OP2	7.34	119.50	110.70
26	14	800	A	O5'-P-OP1	-7.34	99.10	105.70
26	14	1328	G	N3-C4-N9	7.34	130.40	126.00
1	13	1436	U	N1-C2-O2	7.33	127.94	122.80
26	14	687	C	C5-C6-N1	7.33	124.67	121.00
26	14	834	C	C4-C5-C6	7.33	121.07	117.40
1	13	1126	U	N3-C2-O2	-7.33	117.07	122.20
26	1H	736	C	N3-C4-C5	7.33	124.83	121.90
26	1H	2084	C	C2-N3-C4	-7.33	116.23	119.90
26	1H	2430	A	N1-C6-N6	7.33	123.00	118.60
26	14	676	A	N1-C2-N3	7.33	132.97	129.30
27	16	8	U	O5'-P-OP2	-7.33	99.10	105.70
26	14	1349	A	C8-N9-C4	-7.33	102.87	105.80
26	14	1661	G	C6-N1-C2	-7.33	120.70	125.10
26	1H	880	G	N7-C8-N9	7.33	116.77	113.10
26	14	667	U	N3-C2-O2	7.33	127.33	122.20
26	1H	745	G	N1-C6-O6	7.33	124.30	119.90
26	1H	2227	A	N1-C6-N6	7.33	123.00	118.60
26	1H	2585	U	N3-C4-C5	7.33	119.00	114.60
26	14	733	G	C4-N9-C1'	7.33	136.02	126.50
26	14	1408	C	N3-C2-O2	7.33	127.03	121.90
26	1H	613	U	N1-C2-N3	7.32	119.29	114.90
26	1H	2502	G	N7-C8-N9	7.32	116.76	113.10
26	1H	2766	G	N1-C6-O6	7.32	124.29	119.90
26	14	774	A	N1-C6-N6	7.32	122.99	118.60
1	1G	1409	C	C4-C5-C6	7.32	121.06	117.40
26	1H	530	G	N1-C2-N2	-7.32	109.61	116.20
27	16	47	C	N3-C2-O2	7.32	127.02	121.90
1	13	751	U	O5'-P-OP1	-7.32	99.11	105.70
26	14	740	U	N3-C2-O2	-7.32	117.08	122.20
26	1H	326	G	C8-N9-C4	-7.32	103.47	106.40
26	1H	429	A	O5'-P-OP1	-7.32	99.11	105.70
26	1H	686	G	C5-C6-O6	-7.32	124.21	128.60
1	1G	911	U	C5-C4-O4	7.32	130.29	125.90
26	1H	1838	C	C4-C5-C6	7.31	121.06	117.40
26	14	2551	C	O5'-P-OP2	-7.31	99.12	105.70
26	1H	400	G	C5-C6-O6	-7.31	124.21	128.60
26	14	1332	G	C5-C6-N1	-7.31	107.84	111.50
26	1H	973	A	C8-N9-C4	7.31	108.72	105.80

Continued on next page...

Continued from previous page...

Mol	Chain	Res	Type	Atoms	Z	Observed(°)	Ideal(°)
1	1G	402	G	C8-N9-C4	7.31	109.32	106.40
26	14	2607	G	O5'-P-OP2	-7.31	99.12	105.70
26	1H	1704	G	N3-C2-N2	-7.31	114.78	119.90
26	14	2595	G	OP1-P-OP2	7.31	130.56	119.60
26	1H	738	G	C5-N7-C8	-7.30	100.65	104.30
26	1H	1821	A	N1-C6-N6	-7.30	114.22	118.60
26	1H	2234	G	C8-N9-C4	7.30	109.32	106.40
26	1H	196	A	C6-C5-N7	-7.30	127.19	132.30
26	1H	2698	U	C5-C6-N1	-7.30	119.05	122.70
1	13	780	A	C2-N3-C4	-7.30	106.95	110.60
26	1H	409	C	C6-N1-C2	7.30	123.22	120.30
26	1H	1636	C	C5-C6-N1	-7.30	117.35	121.00
26	14	2713	A	C5-N7-C8	-7.30	100.25	103.90
26	1H	1241	A	N7-C8-N9	7.30	117.45	113.80
26	1H	2530	A	N9-C4-C5	-7.30	102.88	105.80
26	1H	46	C	O5'-P-OP2	7.30	119.45	110.70
26	1H	1999	C	C6-N1-C2	7.30	123.22	120.30
26	1H	2318	G	N7-C8-N9	7.30	116.75	113.10
1	13	12	U	C6-N1-C2	-7.29	116.62	121.00
26	1H	1203	G	N3-C4-C5	-7.29	124.95	128.60
26	1H	1297	C	OP1-P-O3'	7.29	121.25	105.20
26	14	197	A	C5-C6-N6	-7.29	117.86	123.70
26	14	2092	U	C5-C4-O4	7.29	130.28	125.90
26	1H	921	G	N3-C2-N2	-7.29	114.80	119.90
26	1H	1399	C	N1-C2-O2	-7.29	114.53	118.90
26	14	1340	U	N3-C2-O2	7.29	127.30	122.20
1	13	1489	G	N7-C8-N9	-7.29	109.46	113.10
26	1H	930	U	OP1-P-O3'	7.29	121.23	105.20
26	1H	2502	G	C5-N7-C8	-7.29	100.66	104.30
26	14	193	U	C5-C6-N1	-7.29	119.06	122.70
26	1H	1698	A	N1-C6-N6	7.29	122.97	118.60
26	14	234	C	N1-C2-O2	7.29	123.27	118.90
26	1H	1443	G	N1-C6-O6	7.28	124.27	119.90
1	13	1279	A	C6-C5-N7	-7.28	127.20	132.30
26	1H	48	G	OP2-P-O3'	7.28	121.22	105.20
26	1H	1914	C	C6-N1-C1'	-7.28	112.06	120.80
26	14	2048	G	C5-N7-C8	-7.28	100.66	104.30
26	1H	1313	U	C5-C6-N1	7.28	126.34	122.70
26	1H	2443	C	N3-C4-C5	-7.28	118.99	121.90
26	1H	1250	G	C5-C6-N1	7.28	115.14	111.50
26	14	2512	C	C6-N1-C2	7.28	123.21	120.30
1	13	858	G	C8-N9-C4	-7.27	103.49	106.40

Continued on next page...

Continued from previous page...

Mol	Chain	Res	Type	Atoms	Z	Observed(°)	Ideal(°)
1	13	1519	A	C5-C6-N1	-7.27	114.06	117.70
26	1H	1462	C	C6-N1-C2	-7.27	117.39	120.30
26	1H	2070	G	C8-N9-C4	7.27	109.31	106.40
26	1H	2401	U	C5-C6-N1	7.27	126.34	122.70
26	1H	1613	G	N3-C2-N2	7.27	124.99	119.90
26	1H	2004	G	OP1-P-OP2	7.27	130.50	119.60
26	14	2005	A	O5'-P-OP2	-7.27	99.16	105.70
26	14	2461	C	O5'-P-OP2	-7.27	99.16	105.70
26	14	201	C	C5-C6-N1	-7.27	117.37	121.00
26	14	835	A	O5'-P-OP1	7.27	119.42	110.70
26	1H	860	U	C6-N1-C1'	-7.26	111.03	121.20
26	1H	942	G	N3-C2-N2	-7.26	114.81	119.90
26	1H	1347	G	C5-C6-N1	7.26	115.13	111.50
26	14	773	U	N1-C2-O2	-7.26	117.72	122.80
26	14	775	G	N3-C4-N9	7.26	130.36	126.00
1	1G	529	G	N1-C6-O6	7.26	124.26	119.90
26	14	1135	C	N1-C2-O2	7.26	123.25	118.90
26	14	2392	A	C8-N9-C4	-7.26	102.90	105.80
26	1H	2085	C	C6-N1-C2	7.26	123.20	120.30
26	1H	302	C	C6-N1-C2	-7.26	117.40	120.30
26	14	2444	G	N1-C2-N3	7.26	128.25	123.90
1	13	49	U	OP1-P-OP2	7.25	130.48	119.60
26	1H	1142(A)	A	C5-N7-C8	-7.25	100.27	103.90
26	1H	1370	C	N1-C2-O2	-7.25	114.55	118.90
26	1H	2205	C	C6-N1-C2	7.25	123.20	120.30
26	1H	1292	U	O5'-P-OP1	7.25	119.40	110.70
24	3K	63	U	C5-C6-N1	7.25	126.32	122.70
26	1H	741	G	N1-C2-N3	7.25	128.25	123.90
26	14	141	A	C4-C5-N7	7.25	114.32	110.70
26	14	750	A	N7-C8-N9	7.25	117.42	113.80
1	13	827	U	N3-C2-O2	-7.24	117.13	122.20
26	14	71	A	N7-C8-N9	7.24	117.42	113.80
26	1H	398	G	C2-N3-C4	-7.24	108.28	111.90
26	1H	1826	G	N7-C8-N9	-7.24	109.48	113.10
26	1H	2003	G	O5'-P-OP1	-7.24	99.18	105.70
26	14	1890	A	C8-N9-C4	7.24	108.70	105.80
26	1H	27	G	N3-C4-C5	-7.24	124.98	128.60
26	1H	233	A	N1-C6-N6	-7.24	114.26	118.60
26	1H	1002	G	C5-C6-O6	7.24	132.94	128.60
26	1H	1794	U	C4-C5-C6	7.24	124.04	119.70
26	14	2392	A	N7-C8-N9	7.24	117.42	113.80
26	14	2363	C	C6-N1-C2	7.24	123.19	120.30

Continued on next page...

Continued from previous page...

Mol	Chain	Res	Type	Atoms	Z	Observed(°)	Ideal(°)
26	1H	678	C	N3-C4-N4	-7.24	112.94	118.00
26	1H	945	A	C8-N9-C1'	-7.24	114.68	127.70
26	1H	1647	G	C4-C5-N7	-7.24	107.91	110.80
26	1H	2288	A	N1-C6-N6	7.24	122.94	118.60
26	14	2307	G	C4-N9-C1'	7.24	135.91	126.50
26	14	2235	G	N3-C4-N9	7.23	130.34	126.00
26	14	633	A	O5'-P-OP2	7.23	119.38	110.70
1	13	1416	G	C2-N3-C4	-7.23	108.28	111.90
26	14	1558	A	C5-C6-N1	-7.23	114.08	117.70
26	1H	1437	C	N3-C2-O2	-7.23	116.84	121.90
26	1H	2346	A	C5-C6-N1	-7.23	114.09	117.70
26	1H	2048	G	N3-C2-N2	-7.22	114.84	119.90
26	1H	2645	G	C5-N7-C8	-7.22	100.69	104.30
26	14	667	U	N1-C2-O2	-7.22	117.74	122.80
26	1H	578	A	OP2-P-O3'	7.22	121.09	105.20
26	1H	776	G	N3-C2-N2	-7.22	114.85	119.90
26	1H	1661	G	C5-C6-N1	7.22	115.11	111.50
26	14	781	A	C5-C6-N1	7.22	121.31	117.70
26	1H	1158	C	C6-N1-C2	7.22	123.19	120.30
26	1H	693	C	OP2-P-O3'	7.21	121.07	105.20
26	1H	1517	G	OP1-P-O3'	7.21	121.07	105.20
26	1H	1780	A	C5-C6-N6	7.21	129.47	123.70
26	14	130	C	C6-N1-C2	7.21	123.19	120.30
26	14	192	C	C5-C6-N1	-7.21	117.39	121.00
26	1H	73	A	C2-N3-C4	7.21	114.21	110.60
26	14	1277	G	N7-C8-N9	-7.21	109.49	113.10
1	13	1469	G	N1-C6-O6	7.21	124.22	119.90
22	1K	25	C	N1-C2-O2	7.21	123.22	118.90
26	1H	1669	A	N7-C8-N9	7.21	117.41	113.80
26	14	202	U	C4-C5-C6	7.21	124.03	119.70
1	13	892	A	N1-C2-N3	7.21	132.90	129.30
26	1H	667	U	C2-N3-C4	-7.21	122.68	127.00
26	1H	1271	G	C8-N9-C4	7.21	109.28	106.40
1	1G	697	U	C5-C6-N1	-7.21	119.10	122.70
26	1H	1363	C	C2-N3-C4	-7.20	116.30	119.90
26	14	1291	C	N3-C2-O2	-7.20	116.86	121.90
26	14	1313	U	N3-C4-O4	7.20	124.44	119.40
26	1H	1398	C	C5-C6-N1	-7.20	117.40	121.00
26	1H	827	U	C5-C4-O4	-7.20	121.58	125.90
26	1H	1992	G	C5-C6-N1	7.20	115.10	111.50
34	69	77	LEU	CA-CB-CG	7.20	131.86	115.30
26	14	733	G	C4-C5-C6	7.20	123.12	118.80

Continued on next page...

Continued from previous page...

Mol	Chain	Res	Type	Atoms	Z	Observed(°)	Ideal(°)
26	1H	1778	U	OP2-P-O3'	7.19	121.03	105.20
26	14	149	A	N1-C2-N3	7.19	132.90	129.30
1	13	910	C	C6-N1-C2	7.19	123.18	120.30
26	1H	2297	C	O5'-P-OP1	-7.19	99.23	105.70
26	14	197	A	C6-N1-C2	-7.19	114.28	118.60
26	14	565	C	C5-C6-N1	-7.19	117.40	121.00
26	14	74	A	N7-C8-N9	7.19	117.40	113.80
26	14	213	A	O5'-P-OP2	-7.19	99.23	105.70
26	1H	2071	A	OP1-P-OP2	-7.19	108.82	119.60
26	14	1857	G	C5-C6-N1	-7.19	107.91	111.50
26	1H	2229	C	C6-N1-C2	7.19	123.17	120.30
26	1H	582	G	C6-C5-N7	-7.18	126.09	130.40
26	1H	2040	C	O5'-P-OP1	-7.18	99.23	105.70
1	13	26	A	C8-N9-C4	7.18	108.67	105.80
26	1H	2617	C	N1-C2-O2	-7.18	114.59	118.90
27	16	115	G	C5-C6-O6	-7.18	124.29	128.60
26	14	71	A	N3-C4-C5	7.18	131.83	126.80
1	13	758	G	N1-C6-O6	7.18	124.21	119.90
26	1H	1788	C	N1-C2-O2	7.18	123.21	118.90
26	1H	2593	U	C6-N1-C2	-7.18	116.69	121.00
26	1H	1689	A	C8-N9-C4	-7.17	102.93	105.80
26	14	49	A	P-O3'-C3'	7.17	128.31	119.70
26	1H	2446	G	C5-C6-O6	-7.17	124.30	128.60
26	14	1264	G	C5-C6-O6	7.17	132.90	128.60
26	1H	1837	C	C5-C6-N1	7.17	124.59	121.00
26	14	2456	C	O5'-P-OP1	7.17	119.31	110.70
26	14	2580	U	N3-C4-O4	7.17	124.42	119.40
26	1H	211	A	C8-N9-C4	7.17	108.67	105.80
26	14	1821	A	N7-C8-N9	7.17	117.39	113.80
1	13	733	A	C8-N9-C4	7.17	108.67	105.80
26	1H	692	C	C2-N3-C4	-7.17	116.32	119.90
26	1H	1332	G	C5-C6-N1	-7.17	107.92	111.50
26	1H	2569	G	N3-C2-N2	-7.17	114.88	119.90
26	14	1702	G	C8-N9-C4	7.17	109.27	106.40
1	13	966	G	C8-N9-C4	7.17	109.27	106.40
1	13	1304	G	N1-C6-O6	7.17	124.20	119.90
1	13	1446	A	O4'-C1'-N9	7.17	113.93	108.20
23	2K	75	C	N3-C2-O2	-7.17	116.88	121.90
26	14	179	G	C8-N9-C4	7.17	109.27	106.40
1	1G	1281	U	C5-C6-N1	7.16	126.28	122.70
26	14	808	G	N1-C2-N3	7.16	128.20	123.90
26	14	1781	C	C4-C5-C6	-7.16	113.82	117.40

Continued on next page...

Continued from previous page...

Mol	Chain	Res	Type	Atoms	Z	Observed(°)	Ideal(°)
26	14	2158	A	N7-C8-N9	7.16	117.38	113.80
26	1H	2439	A	O4'-C1'-N9	-7.16	102.47	108.20
26	1H	2476	A	N3-C4-C5	-7.16	121.79	126.80
1	13	656	C	C6-N1-C2	-7.16	117.44	120.30
26	1H	1601	G	C5-C6-N1	-7.16	107.92	111.50
26	1H	1823	G	C5-N7-C8	-7.16	100.72	104.30
26	14	2473	U	C2-N1-C1'	7.16	126.29	117.70
26	1H	982	C	C6-N1-C2	-7.16	117.44	120.30
26	1H	1302	A	N1-C6-N6	-7.16	114.31	118.60
26	1H	2708	G	O5'-P-OP2	-7.15	99.26	105.70
1	1G	117	G	C6-C5-N7	-7.15	126.11	130.40
26	14	195	A	C5-C6-N1	-7.15	114.12	117.70
26	1H	2318	G	O4'-C1'-N9	7.15	113.92	108.20
26	1H	2238	G	O5'-P-OP2	-7.15	99.27	105.70
26	1H	2327	A	C4-C5-C6	-7.15	113.43	117.00
1	1G	401	C	C5-C6-N1	-7.15	117.43	121.00
26	14	565	C	N1-C2-O2	7.15	123.19	118.90
26	1H	2819	G	C5-C6-O6	-7.15	124.31	128.60
26	14	1342	A	N7-C8-N9	7.14	117.37	113.80
26	1H	972	G	C5-C6-N1	7.14	115.07	111.50
22	1K	5	C	C6-N1-C2	-7.14	117.44	120.30
26	1H	979	G	N1-C2-N2	7.14	122.62	116.20
26	14	84	A	C8-N9-C4	7.14	108.66	105.80
1	13	1362(A)	C	C6-N1-C2	7.14	123.16	120.30
1	1G	1410	G	O5'-P-OP2	-7.14	99.28	105.70
26	14	400	G	C5-N7-C8	-7.14	100.73	104.30
26	1H	704	G	C8-N9-C4	-7.13	103.55	106.40
1	1G	577	G	O5'-P-OP2	7.13	119.26	110.70
26	14	1313	U	C6-N1-C2	-7.13	116.72	121.00
26	1H	528	A	C6-N1-C2	7.13	122.88	118.60
26	1H	1614	A	C5-C6-N1	-7.13	114.13	117.70
26	1H	2497	A	C6-N1-C2	-7.13	114.32	118.60
1	13	402	G	O5'-P-OP2	-7.13	99.28	105.70
26	1H	694	U	C5-C6-N1	-7.13	119.14	122.70
26	1H	693	C	N3-C2-O2	-7.13	116.91	121.90
26	1H	1241	A	C8-N9-C4	-7.13	102.95	105.80
26	14	2539	C	C6-N1-C2	7.13	123.15	120.30
27	1J	8	U	O5'-P-OP2	-7.13	99.28	105.70
26	14	1520	U	C5-C4-O4	7.13	130.18	125.90
26	1H	2327	A	N1-C2-N3	-7.12	125.74	129.30
26	14	209	C	C2-N3-C4	-7.12	116.34	119.90
26	14	330	A	C4-C5-N7	7.12	114.26	110.70

Continued on next page...

Continued from previous page...

Mol	Chain	Res	Type	Atoms	Z	Observed(°)	Ideal(°)
26	14	2322	A	C5-C6-N6	-7.12	118.00	123.70
26	1H	1204	A	N1-C6-N6	7.12	122.87	118.60
26	14	74	A	N3-C4-C5	7.12	131.78	126.80
26	14	935	C	C5-C6-N1	-7.12	117.44	121.00
26	14	1984	G	O5'-P-OP2	-7.12	99.29	105.70
26	1H	467	G	OP2-P-O3'	7.12	120.86	105.20
26	1H	671	C	C2-N3-C4	-7.12	116.34	119.90
26	1H	676	A	N7-C8-N9	7.12	117.36	113.80
26	1H	1742	C	C6-N1-C2	-7.12	117.45	120.30
26	1H	193	U	C5-C6-N1	-7.12	119.14	122.70
26	14	2692	C	O5'-P-OP1	-7.12	99.30	105.70
26	1H	2064	C	C4-C5-C6	7.12	120.96	117.40
26	14	1307	A	O5'-P-OP1	-7.12	99.30	105.70
26	14	2087	G	O5'-P-OP2	-7.12	99.30	105.70
26	1H	1442	G	N3-C2-N2	-7.11	114.92	119.90
26	1H	1656	C	C4-C5-C6	-7.11	113.84	117.40
26	1H	2404	C	N3-C4-C5	-7.11	119.06	121.90
26	1H	767	U	O5'-P-OP2	-7.11	99.30	105.70
26	1H	2530	A	C4-C5-N7	7.11	114.26	110.70
1	13	1504	G	O5'-P-OP1	-7.11	99.30	105.70
26	1H	774	A	C8-N9-C1'	7.11	140.50	127.70
26	1H	1193	G	C5-N7-C8	7.11	107.86	104.30
23	2L	22	A	N1-C6-N6	-7.11	114.33	118.60
26	14	632	A	O5'-P-OP2	7.11	119.23	110.70
26	14	834	C	C5-C6-N1	-7.11	117.44	121.00
26	1H	2476	A	N7-C8-N9	7.11	117.35	113.80
26	14	675	A	C5-C6-N1	7.11	121.25	117.70
26	14	1465	G	N1-C6-O6	7.11	124.16	119.90
26	14	2276	G	C5-C6-O6	7.11	132.86	128.60
26	1H	1624	G	N7-C8-N9	-7.10	109.55	113.10
26	1H	1763	G	O5'-P-OP2	-7.10	99.31	105.70
26	14	733	G	N3-C4-C5	-7.10	125.05	128.60
26	14	2287	A	N1-C6-N6	7.10	122.86	118.60
26	14	1984	G	C8-N9-C4	7.10	109.24	106.40
26	14	2573	C	N3-C4-N4	7.10	122.97	118.00
26	1H	946	G	N9-C4-C5	7.10	108.24	105.40
26	1H	528	A	C5-C6-N1	-7.10	114.15	117.70
26	14	503	A	N1-C2-N3	7.10	132.85	129.30
26	14	785	G	C5-C6-N1	7.10	115.05	111.50
26	14	1999	C	N3-C4-C5	7.10	124.74	121.90
26	14	33	U	O5'-P-OP1	-7.09	99.31	105.70
26	14	2249	U	C5-C4-O4	7.09	130.16	125.90

Continued on next page...

Continued from previous page...

Mol	Chain	Res	Type	Atoms	Z	Observed(°)	Ideal(°)
26	1H	1558	A	O5'-P-OP1	-7.09	99.32	105.70
1	1G	1151	A	C8-N9-C4	7.09	108.64	105.80
26	14	697	C	C6-N1-C2	-7.09	117.46	120.30
2	1E	5	ILE	CG1-CB-CG2	-7.09	95.80	111.40
33	59	69	ARG	NE-CZ-NH1	-7.09	116.75	120.30
26	14	671	C	N1-C2-N3	7.09	124.16	119.20
1	13	910	C	C5-C6-N1	-7.09	117.46	121.00
26	1H	524	U	N3-C2-O2	-7.09	117.24	122.20
1	1G	1501	C	N1-C2-O2	-7.09	114.65	118.90
26	14	573	G	C4-C5-N7	-7.09	107.97	110.80
26	1H	124	G	C5-C6-N1	7.08	115.04	111.50
26	14	629	G	O5'-P-OP2	-7.08	99.32	105.70
26	1H	1969	A	C5-C6-N6	7.08	129.37	123.70
26	14	677	A	N9-C4-C5	7.08	108.63	105.80
1	13	1468	A	C8-N9-C4	7.08	108.63	105.80
26	14	642	G	C8-N9-C4	-7.08	103.57	106.40
26	14	1489	U	O4'-C1'-N1	7.08	113.87	108.20
26	1H	2496	C	N3-C4-C5	7.08	124.73	121.90
26	1H	1520	U	C5-C4-O4	7.08	130.15	125.90
26	1H	132	G	C8-N9-C4	7.08	109.23	106.40
26	1H	2232	U	C5-C4-O4	7.08	130.15	125.90
26	14	671	C	O5'-P-OP2	-7.08	99.33	105.70
26	1H	470	A	C5-N7-C8	-7.08	100.36	103.90
26	1H	1273	U	C5-C4-O4	7.08	130.15	125.90
26	14	2713	A	N7-C8-N9	7.08	117.34	113.80
26	1H	2428	G	C4-C5-N7	-7.07	107.97	110.80
26	1H	410	G	O5'-P-OP2	7.07	119.19	110.70
26	14	2465	C	N1-C2-O2	-7.07	114.66	118.90
26	14	1914	C	N1-C2-O2	7.07	123.14	118.90
26	1H	2562	U	C5-C4-O4	7.07	130.14	125.90
1	13	571	U	OP1-P-OP2	-7.07	109.00	119.60
1	13	768	A	O5'-P-OP2	-7.07	99.34	105.70
1	13	974	A	C4-C5-N7	7.07	114.23	110.70
26	14	2844	G	C5-C6-O6	-7.07	124.36	128.60
1	13	564	C	O5'-P-OP1	-7.07	99.34	105.70
1	13	1187	G	O5'-P-OP1	-7.07	99.34	105.70
26	1H	326	G	N7-C8-N9	7.07	116.63	113.10
26	1H	410	G	N1-C6-O6	7.06	124.14	119.90
24	3L	1	G	C2-N3-C4	7.06	115.43	111.90
26	1H	928	G	N3-C2-N2	-7.06	114.96	119.90
26	1H	1349	A	N1-C6-N6	7.06	122.84	118.60
27	16	29	A	OP1-P-OP2	-7.06	109.00	119.60

Continued on next page...

Continued from previous page...

Mol	Chain	Res	Type	Atoms	Z	Observed(°)	Ideal(°)
26	14	822	U	N1-C2-O2	7.06	127.74	122.80
26	1H	1338	G	C5-C6-N1	7.06	115.03	111.50
26	14	736	C	C5-C4-N4	-7.06	115.26	120.20
26	1H	1379	A	C5-N7-C8	-7.06	100.37	103.90
1	13	695	A	C5-C6-N1	-7.06	114.17	117.70
23	2K	25	U	C5-C4-O4	7.06	130.13	125.90
26	1H	917	A	N1-C6-N6	7.06	122.83	118.60
26	1H	2469	A	C4-C5-N7	7.06	114.23	110.70
26	1H	128	C	C2-N3-C4	-7.05	116.37	119.90
26	1H	446	G	O5'-P-OP2	7.05	119.17	110.70
1	1G	1484	C	OP1-P-OP2	7.05	130.18	119.60
26	1H	606	U	O5'-P-OP2	-7.05	99.35	105.70
26	1H	798	G	C2-N3-C4	-7.05	108.37	111.90
1	1G	1354	C	C5-C6-N1	7.05	124.53	121.00
1	13	500	G	C8-N9-C4	7.05	109.22	106.40
26	1H	1629	U	OP1-P-OP2	-7.05	109.02	119.60
26	1H	2490	G	C5-C6-O6	-7.05	124.37	128.60
26	14	2374	C	N3-C4-C5	7.05	124.72	121.90
26	1H	1830	C	C6-N1-C2	-7.05	117.48	120.30
26	14	560	C	N3-C4-C5	7.05	124.72	121.90
26	1H	122	G	C6-C5-N7	-7.05	126.17	130.40
26	1H	628	G	N7-C8-N9	-7.05	109.58	113.10
26	1H	1726	G	C8-N9-C4	7.05	109.22	106.40
26	14	840	C	C5-C6-N1	-7.05	117.48	121.00
26	1H	2246	G	C5-N7-C8	7.04	107.82	104.30
1	13	687	A	P-O3'-C3'	7.04	128.15	119.70
26	1H	2674	G	N1-C2-N3	7.04	128.13	123.90
26	14	1348	G	O5'-P-OP2	7.04	119.15	110.70
26	1H	598	G	N3-C2-N2	-7.04	114.97	119.90
26	14	1141	U	P-O3'-C3'	7.04	128.15	119.70
26	1H	299	A	C8-N9-C4	-7.04	102.98	105.80
26	1H	1362	C	OP1-P-OP2	7.04	130.16	119.60
26	14	50	U	C6-N1-C2	7.04	125.22	121.00
26	14	781	A	C2-N3-C4	7.04	114.12	110.60
1	13	35	G	C5-C6-N1	-7.04	107.98	111.50
26	1H	1191	G	C8-N9-C4	7.04	109.21	106.40
26	1H	1608	A	C2-N3-C4	-7.04	107.08	110.60
26	1H	1649	G	C4-C5-N7	-7.04	107.99	110.80
26	14	2432	A	O5'-P-OP2	-7.04	99.37	105.70
26	14	2502	G	N1-C6-O6	-7.04	115.68	119.90
1	13	756	C	O5'-P-OP2	-7.03	99.37	105.70
26	1H	180	G	C2-N3-C4	-7.03	108.38	111.90

Continued on next page...

Continued from previous page...

Mol	Chain	Res	Type	Atoms	Z	Observed(°)	Ideal(°)
26	1H	1800	C	C6-N1-C2	-7.03	117.49	120.30
26	1H	2822	G	C6-C5-N7	-7.03	126.18	130.40
26	14	1566	A	N9-C4-C5	-7.03	102.99	105.80
26	1H	197	A	N1-C2-N3	7.03	132.82	129.30
26	1H	686	G	OP1-P-OP2	7.03	130.15	119.60
26	1H	188	G	N3-C2-N2	7.03	124.82	119.90
26	1H	1569	A	C5-N7-C8	-7.03	100.39	103.90
1	13	13	U	N3-C2-O2	-7.03	117.28	122.20
26	1H	831	G	C8-N9-C4	7.03	109.21	106.40
26	1H	1613	G	N1-C2-N2	-7.03	109.88	116.20
26	1H	1279	G	N1-C6-O6	-7.03	115.69	119.90
26	1H	2426	A	C5-N7-C8	-7.03	100.39	103.90
26	14	1626	G	O5'-P-OP2	7.03	119.13	110.70
26	14	2092	U	N3-C2-O2	-7.03	117.28	122.20
1	13	690	G	C5-C6-O6	-7.02	124.39	128.60
1	13	767	A	OP1-P-OP2	7.02	130.13	119.60
1	1G	42	G	C8-N9-C4	7.02	109.21	106.40
1	1G	1322	C	C5-C6-N1	7.02	124.51	121.00
26	14	1955	U	N3-C4-O4	-7.02	114.48	119.40
26	1H	51	G	N1-C6-O6	-7.02	115.69	119.90
26	1H	541	C	N3-C2-O2	-7.02	116.98	121.90
26	1H	1624	G	C8-N9-C4	7.02	109.21	106.40
26	14	2644	G	O5'-P-OP1	-7.02	99.38	105.70
26	1H	2416	C	O5'-P-OP2	-7.02	99.38	105.70
26	1H	2713	A	N3-C4-N9	-7.02	121.78	127.40
22	1L	76	A	C2-N3-C4	7.02	114.11	110.60
26	14	733	G	C5-C6-O6	-7.02	124.39	128.60
1	1G	1513	A	N1-C6-N6	7.02	122.81	118.60
26	14	2429	G	O5'-P-OP1	7.01	119.12	110.70
26	1H	699	A	C5-C6-N6	-7.01	118.09	123.70
26	1H	599	G	N7-C8-N9	-7.01	109.59	113.10
26	1H	1434	A	C8-N9-C4	7.01	108.61	105.80
26	14	530	G	C4-C5-N7	7.01	113.60	110.80
26	1H	1316	U	N3-C4-O4	-7.01	114.49	119.40
26	1H	1662	C	C6-N1-C2	7.01	123.10	120.30
26	1H	681	G	N3-C4-N9	7.01	130.21	126.00
26	1H	2697	G	OP1-P-OP2	7.01	130.11	119.60
26	1H	950	G	N3-C2-N2	7.01	124.80	119.90
26	1H	1899	G	N3-C4-N9	-7.01	121.80	126.00
26	1H	2429	G	N9-C4-C5	7.01	108.20	105.40
26	1H	737	C	N1-C2-O2	-7.00	114.70	118.90
26	1H	722	A	C2-N3-C4	-7.00	107.10	110.60

Continued on next page...

Continued from previous page...

Mol	Chain	Res	Type	Atoms	Z	Observed(°)	Ideal(°)
26	1H	138	G	N1-C2-N3	-7.00	119.70	123.90
26	14	806	C	O5'-P-OP2	7.00	119.10	110.70
26	1H	247	G	C8-N9-C4	7.00	109.20	106.40
26	1H	1551	C	C6-N1-C2	-7.00	117.50	120.30
26	1H	2362	G	C8-N9-C4	7.00	109.20	106.40
27	16	74	U	C5-C4-O4	7.00	130.10	125.90
26	14	1964	G	N3-C2-N2	7.00	124.80	119.90
26	14	197	A	N1-C2-N3	7.00	132.80	129.30
26	14	873	G	N1-C6-O6	7.00	124.10	119.90
26	1H	250	G	C5-C6-O6	7.00	132.80	128.60
26	1H	1440	G	C5-C6-O6	7.00	132.80	128.60
26	1H	1803	A	N1-C2-N3	-7.00	125.80	129.30
28	71	10	LEU	CA-CB-CG	-7.00	99.21	115.30
26	14	470	A	C5-C6-N6	-7.00	118.10	123.70
26	14	740	U	N1-C2-O2	7.00	127.70	122.80
26	14	2573	C	N1-C2-O2	7.00	123.10	118.90
26	14	2615	U	N1-C2-O2	7.00	127.70	122.80
1	13	644	G	C8-N9-C4	6.99	109.20	106.40
26	1H	2367	G	N7-C8-N9	6.99	116.60	113.10
26	1H	2465	C	C6-N1-C2	6.99	123.10	120.30
26	14	1975	G	C8-N9-C4	6.99	109.20	106.40
26	1H	694	U	N1-C2-N3	6.99	119.09	114.90
26	1H	178	G	O5'-P-OP2	6.99	119.09	110.70
26	1H	1651	G	C5-C6-O6	-6.99	124.41	128.60
26	1H	1914	C	C5-C6-N1	6.99	124.50	121.00
26	1H	631	A	C8-N9-C4	6.99	108.60	105.80
26	1H	1030	G	N1-C2-N2	-6.99	109.91	116.20
26	1H	2081	C	N3-C2-O2	-6.99	117.01	121.90
26	14	1332	G	N1-C6-O6	6.99	124.09	119.90
1	13	1236	A	N1-C6-N6	6.99	122.79	118.60
26	1H	1918	A	C8-N9-C4	6.98	108.59	105.80
1	13	1214	C	C6-N1-C2	6.98	123.09	120.30
26	14	195	A	N1-C6-N6	6.98	122.79	118.60
29	19	44	ASN	C-N-CA	6.98	139.15	121.70
26	14	933	A	C5-N7-C8	-6.98	100.41	103.90
26	14	2518	A	N3-C4-C5	6.98	131.69	126.80
26	1H	1563	G	C5-C6-O6	6.98	132.79	128.60
26	1H	1767	C	C2-N3-C4	-6.98	116.41	119.90
26	1H	1813	G	O5'-P-OP1	-6.98	99.42	105.70
27	16	101	A	C8-N9-C4	6.98	108.59	105.80
26	14	1777	U	C4-C5-C6	6.98	123.89	119.70
26	1H	1648	C	C2-N1-C1'	-6.98	111.13	118.80

Continued on next page...

Continued from previous page...

Mol	Chain	Res	Type	Atoms	Z	Observed(°)	Ideal(°)
26	1H	329	G	O5'-P-OP2	-6.97	99.42	105.70
26	1H	1228	G	C8-N9-C4	-6.97	103.61	106.40
26	1H	1291	C	N3-C4-N4	-6.97	113.12	118.00
26	14	72	U	C5-C6-N1	-6.97	119.21	122.70
26	14	1372	U	N1-C2-O2	-6.97	117.92	122.80
26	14	1663	C	C6-N1-C2	6.97	123.09	120.30
26	14	2607	G	C4-C5-N7	6.97	113.59	110.80
26	1H	23	G	C5-C6-O6	6.97	132.78	128.60
26	1H	273(A)	G	N1-C6-O6	6.97	124.08	119.90
26	1H	1500	G	C8-N9-C4	6.97	109.19	106.40
14	5I	12	ARG	C-N-CA	6.97	139.13	121.70
26	1H	1607	C	O5'-P-OP2	-6.97	99.43	105.70
26	1H	1728	G	C4-C5-N7	6.97	113.59	110.80
1	13	880	C	C4-C5-C6	-6.97	113.92	117.40
1	13	1403	C	N1-C2-O2	-6.97	114.72	118.90
26	1H	1781	C	C5-C4-N4	-6.97	115.32	120.20
27	16	47	C	N3-C4-C5	6.97	124.69	121.90
26	14	585	G	N1-C6-O6	6.97	124.08	119.90
26	1H	47	C	O5'-P-OP1	-6.97	99.43	105.70
26	1H	1632	A	C5-N7-C8	-6.97	100.42	103.90
26	14	122	G	C8-N9-C4	6.97	109.19	106.40
26	1H	689	A	C2-N3-C4	-6.96	107.12	110.60
26	1H	1699	G	O5'-P-OP1	-6.96	99.43	105.70
1	1G	112	G	C5-C6-O6	-6.96	124.42	128.60
26	14	1489	U	N3-C4-C5	-6.96	110.42	114.60
27	1J	81	G	C6-C5-N7	-6.96	126.22	130.40
26	1H	628	G	OP1-P-OP2	6.96	130.04	119.60
26	14	2233	U	C5-C6-N1	-6.96	119.22	122.70
26	1H	1660	C	N3-C4-N4	-6.96	113.13	118.00
26	1H	1366	A	C2-N3-C4	-6.96	107.12	110.60
26	14	1823	G	N3-C4-N9	-6.96	121.83	126.00
1	13	1478	C	C5-C6-N1	-6.95	117.52	121.00
26	1H	1367	A	C2-N3-C4	-6.95	107.12	110.60
26	1H	1394	U	O5'-P-OP2	6.95	119.05	110.70
26	1H	1643	G	O5'-P-OP1	-6.95	99.44	105.70
26	1H	1698	A	C5-C6-N1	-6.95	114.22	117.70
26	1H	1888	G	C4-N9-C1'	6.95	135.54	126.50
26	14	2594	C	N1-C2-O2	-6.95	114.73	118.90
26	1H	587	C	C5-C4-N4	-6.95	115.33	120.20
26	1H	2611	U	N3-C2-O2	-6.95	117.33	122.20
1	13	1436	U	N3-C2-O2	-6.95	117.34	122.20
26	1H	727	A	OP2-P-O3'	6.95	120.49	105.20

Continued on next page...

Continued from previous page...

Mol	Chain	Res	Type	Atoms	Z	Observed(°)	Ideal(°)
26	1H	744	G	C5-C6-N1	6.95	114.97	111.50
26	14	455	C	N1-C2-O2	6.95	123.07	118.90
26	14	678	C	N3-C4-N4	-6.95	113.14	118.00
26	14	2420	C	N3-C4-N4	6.95	122.86	118.00
1	13	519	C	C5-C6-N1	-6.95	117.53	121.00
1	13	1266	G	N3-C4-C5	6.95	132.07	128.60
26	1H	1651	G	N1-C6-O6	6.95	124.07	119.90
26	1H	2584	U	N1-C2-N3	6.95	119.07	114.90
26	14	469	G	C5-C6-O6	-6.95	124.43	128.60
22	1K	25	C	N3-C2-O2	-6.94	117.04	121.90
26	1H	1837	C	O5'-P-OP1	-6.94	99.45	105.70
26	14	2444	G	C4-C5-N7	-6.94	108.02	110.80
26	1H	816	C	O5'-P-OP1	6.94	119.03	110.70
1	1G	770	C	C4-C5-C6	6.94	120.87	117.40
26	1H	463	G	N1-C6-O6	-6.94	115.73	119.90
26	1H	1470	G	O5'-P-OP1	-6.94	99.45	105.70
26	1H	2234	G	N9-C4-C5	-6.94	102.62	105.40
33	59	69	ARG	NH1-CZ-NH2	6.94	127.03	119.40
26	1H	48	G	C5-C6-O6	6.94	132.76	128.60
26	14	1332	G	N3-C2-N2	-6.94	115.04	119.90
26	1H	777	A	C6-N1-C2	-6.94	114.44	118.60
26	1H	2033	A	O5'-P-OP1	-6.94	99.46	105.70
26	14	2253	G	C4-C5-N7	6.94	113.58	110.80
26	14	2307	G	O4'-C1'-N9	6.94	113.75	108.20
26	14	1314	C	C6-N1-C1'	-6.94	112.48	120.80
26	1H	668	G	O5'-P-OP2	-6.93	99.46	105.70
26	1H	1688	U	O5'-P-OP2	-6.93	99.46	105.70
46	G8	81	LYS	C-N-CA	6.93	151.12	122.00
1	13	1107	C	C6-N1-C2	-6.93	117.53	120.30
26	1H	2247	A	C2-N3-C4	-6.93	107.13	110.60
26	14	2830	G	C5-C6-N1	-6.93	108.03	111.50
26	1H	270(O)	U	C2-N1-C1'	6.93	126.02	117.70
26	1H	589	C	C4-C5-C6	6.93	120.86	117.40
26	1H	599	G	N1-C6-O6	-6.93	115.74	119.90
26	1H	1249	U	N1-C2-O2	-6.93	117.95	122.80
26	14	2377	A	C2-N3-C4	-6.93	107.14	110.60
1	13	134	A	N1-C6-N6	6.93	122.76	118.60
26	1H	1340	U	C5-C4-O4	-6.93	121.74	125.90
26	1H	1160	G	N7-C8-N9	6.93	116.56	113.10
26	1H	1303	G	C5-C6-O6	6.93	132.75	128.60
26	14	918	A	C8-N9-C4	-6.93	103.03	105.80
1	13	765	G	C8-N9-C1'	-6.92	118.00	127.00

Continued on next page...

Continued from previous page...

Mol	Chain	Res	Type	Atoms	Z	Observed(°)	Ideal(°)
1	13	853	G	O5'-P-OP2	-6.92	99.47	105.70
26	1H	631	A	N7-C8-N9	-6.92	110.34	113.80
26	1H	685	A	C4-C5-N7	6.92	114.16	110.70
26	1H	917	A	O5'-P-OP1	-6.92	99.47	105.70
26	14	694	U	O5'-P-OP2	-6.92	99.47	105.70
26	14	2091	U	C5-C4-O4	6.92	130.05	125.90
26	1H	198	C	N3-C4-C5	6.92	124.67	121.90
26	1H	1928	A	C2-N3-C4	6.92	114.06	110.60
26	1H	2564	A	N9-C4-C5	6.92	108.57	105.80
26	1H	2619	C	C5-C4-N4	-6.92	115.36	120.20
26	14	2440	C	O5'-P-OP2	6.92	119.00	110.70
26	14	1822	G	O5'-P-OP2	6.92	119.00	110.70
26	1H	265	A	C6-C5-N7	-6.92	127.46	132.30
26	14	115	C	O5'-P-OP1	-6.92	99.48	105.70
1	13	1513	A	C5-C6-N6	-6.91	118.17	123.70
26	1H	1192	G	O5'-P-OP2	-6.91	99.48	105.70
26	1H	2520	C	C6-N1-C2	-6.91	117.53	120.30
1	1G	449	C	C6-N1-C2	-6.91	117.53	120.30
26	14	1428	C	C6-N1-C2	6.91	123.07	120.30
26	14	1597	A	N1-C6-N6	-6.91	114.45	118.60
26	1H	689	A	C6-N1-C2	-6.91	114.45	118.60
26	1H	1533	C	C6-N1-C2	-6.91	117.54	120.30
26	1H	1990	C	OP1-P-O3'	6.91	120.40	105.20
26	14	2260	C	C5-C6-N1	-6.91	117.55	121.00
26	1H	258	G	N3-C2-N2	6.91	124.73	119.90
26	1H	270(O)	U	C5-C6-N1	6.91	126.15	122.70
26	1H	830	G	C8-N9-C4	-6.91	103.64	106.40
26	1H	2581	G	C2-N3-C4	-6.91	108.45	111.90
26	1H	1632	A	C4-C5-N7	6.91	114.15	110.70
26	1H	2477	C	C6-N1-C2	-6.91	117.54	120.30
1	13	1355	G	C8-N9-C4	-6.90	103.64	106.40
1	13	556	C	C6-N1-C2	-6.90	117.54	120.30
26	1H	1976	U	N1-C2-O2	-6.90	117.97	122.80
1	13	690	G	C4-N9-C1'	6.90	135.47	126.50
1	13	892	A	C5-C6-N1	-6.90	114.25	117.70
26	1H	681	G	N1-C2-N2	-6.90	109.99	116.20
26	1H	2549	G	C8-N9-C4	6.90	109.16	106.40
26	1H	2639	A	C8-N9-C4	6.90	108.56	105.80
26	1H	2689	U	N3-C4-O4	-6.90	114.57	119.40
26	14	464	U	O5'-P-OP2	6.90	118.98	110.70
26	14	672	C	C4-C5-C6	6.90	120.85	117.40
26	1H	655	A	N7-C8-N9	6.90	117.25	113.80

Continued on next page...

Continued from previous page...

Mol	Chain	Res	Type	Atoms	Z	Observed(°)	Ideal(°)
26	1H	749	C	N1-C2-O2	6.90	123.04	118.90
26	1H	2331	G	C6-C5-N7	-6.90	126.26	130.40
26	1H	2428	G	N9-C4-C5	6.90	108.16	105.40
1	1G	906	G	C5-C6-O6	-6.90	124.46	128.60
26	1H	122	G	C5-C6-O6	-6.90	124.46	128.60
26	1H	830	G	N9-C4-C5	6.90	108.16	105.40
1	13	1315	U	N3-C4-O4	6.89	124.23	119.40
26	1H	1193	G	C4-C5-N7	-6.89	108.04	110.80
26	1H	1660	C	N3-C2-O2	-6.89	117.07	121.90
1	1G	1395	C	O5'-P-OP1	-6.89	99.49	105.70
33	59	171	LEU	CA-CB-CG	6.89	131.16	115.30
1	13	136	C	N3-C2-O2	-6.89	117.08	121.90
1	13	1229	A	N1-C2-N3	6.89	132.75	129.30
26	1H	1634	A	OP1-P-OP2	6.89	129.94	119.60
26	14	1326	U	N3-C2-O2	-6.89	117.38	122.20
26	14	1956	U	O5'-P-OP2	-6.89	99.50	105.70
26	14	2281	C	C5-C4-N4	-6.89	115.38	120.20
26	1H	1658	C	N3-C2-O2	6.89	126.72	121.90
26	14	1549	C	O5'-P-OP2	6.89	118.97	110.70
26	1H	115	C	N3-C4-N4	6.89	122.82	118.00
26	1H	2359	C	N3-C4-N4	-6.89	113.18	118.00
26	1H	2681	C	N3-C2-O2	-6.89	117.08	121.90
26	1H	822	U	N1-C2-N3	6.89	119.03	114.90
26	1H	1782	C	N1-C2-O2	6.89	123.03	118.90
26	1H	2730	C	N1-C2-O2	-6.89	114.77	118.90
26	1H	245	G	C4-N9-C1'	6.88	135.45	126.50
26	1H	452	G	C6-C5-N7	6.88	134.53	130.40
26	1H	1914	C	C6-N1-C2	-6.88	117.55	120.30
26	14	129	C	N1-C2-O2	6.88	123.03	118.90
26	1H	452	G	OP1-P-OP2	6.88	129.92	119.60
26	1H	1932	A	C8-N9-C4	6.88	108.55	105.80
26	14	1145	C	C6-N1-C2	-6.88	117.55	120.30
26	1H	2503	A	C5-C6-N1	6.88	121.14	117.70
26	1H	2273	A	N1-C2-N3	-6.88	125.86	129.30
26	1H	1817	G	N3-C2-N2	6.88	124.71	119.90
26	14	470	A	N1-C6-N6	6.88	122.72	118.60
26	14	2067	G	C8-N9-C4	-6.88	103.65	106.40
26	1H	1651	G	C4-C5-N7	6.88	113.55	110.80
26	1H	1936	A	C5-C6-N6	-6.88	118.20	123.70
26	14	1489	U	C6-N1-C1'	6.88	130.82	121.20
1	13	1299	A	N1-C6-N6	6.87	122.72	118.60
26	1H	1304	C	O5'-P-OP2	-6.87	99.52	105.70

Continued on next page...

Continued from previous page...

Mol	Chain	Res	Type	Atoms	Z	Observed(°)	Ideal(°)
26	1H	1310	G	O5'-P-OP2	6.87	118.95	110.70
26	1H	1334	G	C6-C5-N7	-6.87	126.28	130.40
26	14	729	G	C5-C6-O6	-6.87	124.48	128.60
1	1G	353	A	N7-C8-N9	6.87	117.23	113.80
26	14	1897	G	C5-C6-O6	-6.87	124.48	128.60
1	13	326	G	C4-C5-N7	-6.87	108.05	110.80
1	13	572	A	N1-C6-N6	-6.87	114.48	118.60
1	13	1502	A	N1-C6-N6	6.87	122.72	118.60
26	1H	741	G	C6-N1-C2	-6.87	120.98	125.10
26	1H	766	C	C5-C4-N4	-6.87	115.39	120.20
26	1H	783	A	N3-C4-N9	-6.87	121.91	127.40
26	14	211	A	C5-C6-N6	-6.87	118.21	123.70
26	1H	442	G	C5-C6-N1	-6.87	108.07	111.50
26	1H	1831	G	OP1-P-OP2	-6.87	109.30	119.60
26	14	1125	G	C5-C6-O6	6.87	132.72	128.60
26	14	1673	U	O5'-P-OP2	6.87	118.94	110.70
1	13	481	G	C4-C5-C6	6.86	122.92	118.80
1	13	768	A	N1-C2-N3	6.86	132.73	129.30
26	1H	1332	G	N3-C4-C5	6.86	132.03	128.60
26	1H	2054	A	OP2-P-O3'	6.86	120.30	105.20
26	14	1678	G	C5-C6-N1	-6.86	108.07	111.50
26	1H	463	G	C8-N9-C4	6.86	109.14	106.40
26	1H	1786	A	N9-C1'-C2'	6.86	122.92	114.00
26	1H	2025	C	C5-C6-N1	6.86	124.43	121.00
26	1H	2581	G	C5-C6-O6	6.86	132.72	128.60
33	51	153	LYS	C-N-CD	-6.86	105.51	120.60
26	1H	913	U	N1-C2-O2	6.86	127.60	122.80
26	1H	1021	A	C4-C5-N7	6.86	114.13	110.70
26	14	1025	G	N3-C4-C5	6.86	132.03	128.60
22	1K	26	A	O4'-C1'-N9	6.85	113.68	108.20
26	1H	1691	C	C6-N1-C2	-6.85	117.56	120.30
26	14	470	A	C4-C5-N7	6.85	114.13	110.70
26	14	723	G	C5-C6-N1	-6.85	108.07	111.50
26	1H	2062	A	N7-C8-N9	-6.85	110.38	113.80
26	14	1266	G	N7-C8-N9	-6.85	109.68	113.10
26	1H	792	G	N3-C2-N2	-6.85	115.11	119.90
26	1H	965	C	N1-C2-O2	6.85	123.01	118.90
26	1H	2226	C	N3-C4-C5	6.85	124.64	121.90
26	1H	880	G	C5-N7-C8	-6.84	100.88	104.30
26	1H	959	A	C5-C6-N6	6.84	129.18	123.70
22	1L	20	U	C2-N1-C1'	6.84	125.91	117.70
22	1K	76	A	C8-N9-C4	-6.84	103.06	105.80

Continued on next page...

Continued from previous page...

Mol	Chain	Res	Type	Atoms	Z	Observed(°)	Ideal(°)
26	1H	1401	G	C8-N9-C4	-6.84	103.66	106.40
26	1H	1957	C	N3-C4-N4	-6.84	113.21	118.00
1	13	903	G	C6-N1-C2	-6.84	121.00	125.10
26	1H	775	G	O4'-C1'-N9	6.84	113.67	108.20
26	1H	2271	G	C4-C5-N7	6.84	113.54	110.80
26	1H	2690	C	C4-C5-C6	6.84	120.82	117.40
26	1H	700	G	N1-C6-O6	6.84	124.00	119.90
26	1H	1492	G	C5-C6-O6	-6.84	124.50	128.60
26	1H	2276	G	N1-C6-O6	-6.84	115.80	119.90
26	14	2283	C	N3-C4-N4	6.84	122.79	118.00
26	1H	1186	G	C4-C5-N7	-6.84	108.06	110.80
26	1H	1616	A	O4'-C1'-N9	6.84	113.67	108.20
26	14	1366	A	C4-C5-N7	6.84	114.12	110.70
26	14	1941	C	O5'-P-OP1	-6.84	99.55	105.70
26	14	2394	C	OP1-P-OP2	6.84	129.85	119.60
1	13	417	C	N3-C4-N4	-6.83	113.22	118.00
26	1H	1379	A	N7-C8-N9	6.83	117.22	113.80
26	1H	2360	A	C2-N3-C4	-6.83	107.18	110.60
27	16	14	U	OP1-P-OP2	6.83	129.85	119.60
26	14	779	U	C5-C4-O4	-6.83	121.80	125.90
26	14	1775	U	C5-C6-N1	-6.83	119.28	122.70
31	39	82	ILE	CG1-CB-CG2	-6.83	96.38	111.40
26	1H	1187	G	N1-C6-O6	6.83	124.00	119.90
26	1H	1347	G	C5-C6-O6	-6.83	124.50	128.60
26	1H	2063	C	C5-C4-N4	-6.83	115.42	120.20
26	1H	2589	A	N7-C8-N9	-6.83	110.39	113.80
1	1G	1409	C	C5-C6-N1	-6.83	117.59	121.00
26	1H	1219	G	N1-C6-O6	6.82	123.99	119.90
26	1H	1415	U	N3-C4-O4	-6.82	114.62	119.40
26	1H	1757	U	OP1-P-O3'	6.82	120.21	105.20
43	D8	40	LEU	CA-CB-CG	6.82	130.99	115.30
26	14	2067	G	C4-C5-N7	-6.82	108.07	110.80
26	1H	697	C	N3-C4-N4	6.82	122.77	118.00
26	1H	1603	A	C5-N7-C8	-6.82	100.49	103.90
1	13	1227	A	N1-C6-N6	6.82	122.69	118.60
26	1H	759	G	C6-N1-C2	-6.82	121.01	125.10
1	1G	360	A	C8-N9-C4	6.82	108.53	105.80
1	1G	886	G	C8-N9-C4	6.82	109.13	106.40
26	1H	141	A	O5'-P-OP1	6.82	118.88	110.70
26	14	1643	G	OP1-P-OP2	6.82	129.82	119.60
1	13	1433	A	N1-C2-N3	6.81	132.71	129.30
26	1H	444	C	O5'-P-OP1	6.81	118.88	110.70

Continued on next page...

Continued from previous page...

Mol	Chain	Res	Type	Atoms	Z	Observed(°)	Ideal(°)
26	1H	1210	A	C4-C5-N7	6.81	114.11	110.70
26	1H	1429	G	O5'-P-OP2	-6.81	99.57	105.70
26	14	1585	C	N1-C2-O2	6.81	122.99	118.90
26	1H	445	C	N3-C2-O2	-6.81	117.13	121.90
26	14	330	A	N9-C4-C5	-6.81	103.08	105.80
26	1H	617	G	C8-N9-C4	6.81	109.12	106.40
26	1H	1394	U	C4-C5-C6	-6.81	115.61	119.70
26	1H	1777	U	C4-C5-C6	6.81	123.78	119.70
26	1H	1888	G	N3-C4-C5	-6.81	125.20	128.60
1	13	558	G	C6-C5-N7	-6.81	126.32	130.40
26	1H	2621	A	C8-N9-C4	6.80	108.52	105.80
26	14	1688	U	C5-C6-N1	-6.80	119.30	122.70
26	14	2238	G	C2-N3-C4	6.80	115.30	111.90
26	1H	389	G	C4-C5-N7	6.80	113.52	110.80
26	1H	2449	U	N3-C4-O4	6.80	124.16	119.40
1	13	880	C	N1-C2-N3	-6.80	114.44	119.20
26	1H	112	U	N3-C2-O2	6.80	126.96	122.20
26	14	265	A	C5-N7-C8	-6.80	100.50	103.90
26	14	642	G	C5-C6-N1	-6.80	108.10	111.50
26	14	915	C	C6-N1-C2	-6.80	117.58	120.30
26	14	2361	A	C2-N3-C4	-6.80	107.20	110.60
1	13	112	G	OP1-P-OP2	-6.80	109.41	119.60
26	14	2329	G	N3-C2-N2	6.80	124.66	119.90
1	13	667	G	C8-N9-C4	-6.79	103.68	106.40
26	1H	1669	A	C8-N9-C4	-6.79	103.08	105.80
26	1H	1693	U	N1-C2-O2	6.79	127.56	122.80
26	14	701	G	N3-C2-N2	-6.79	115.14	119.90
26	1H	783	A	O5'-P-OP2	-6.79	99.59	105.70
26	1H	1336	A	C5-C6-N6	6.79	129.13	123.70
26	1H	1354	A	C2-N3-C4	-6.79	107.20	110.60
26	1H	149	A	C8-N9-C4	-6.79	103.08	105.80
26	1H	1265	A	N1-C2-N3	6.79	132.69	129.30
1	13	1498	U	C5-C4-O4	-6.79	121.83	125.90
26	1H	48	G	N1-C6-O6	-6.79	115.83	119.90
26	1H	1789	A	C5-C6-N1	6.79	121.09	117.70
27	16	109	G	C8-N9-C4	-6.79	103.68	106.40
26	14	992	C	N1-C2-O2	6.79	122.97	118.90
26	14	1337	G	OP1-P-O3'	6.79	120.14	105.20
26	1H	1355	G	C8-N9-C4	-6.79	103.69	106.40
23	2K	77	A	C5-C6-N6	-6.79	118.27	123.70
26	1H	508	G	C4-C5-N7	6.78	113.51	110.80
26	1H	1496	A	O4'-C1'-N9	6.78	113.63	108.20

Continued on next page...

Continued from previous page...

Mol	Chain	Res	Type	Atoms	Z	Observed(°)	Ideal(°)
26	14	620	G	C8-N9-C4	-6.78	103.69	106.40
26	1H	2544	G	C6-C5-N7	-6.78	126.33	130.40
26	1H	2685	G	N1-C6-O6	6.78	123.97	119.90
26	14	2084	C	C4-C5-C6	6.78	120.79	117.40
1	13	11	G	C5-C6-O6	6.78	132.67	128.60
26	1H	667	U	C5-C4-O4	-6.78	121.83	125.90
1	13	391	G	N1-C6-O6	-6.78	115.83	119.90
26	1H	1928	A	C5-C6-N1	6.78	121.09	117.70
26	14	959	A	C5-C6-N6	6.78	129.12	123.70
26	14	1519	G	C5-C6-O6	6.78	132.67	128.60
26	14	2239	G	C8-N9-C4	6.78	109.11	106.40
26	1H	265	A	O4'-C1'-N9	6.78	113.62	108.20
26	1H	1850	G	C8-N9-C4	-6.78	103.69	106.40
26	1H	2358	G	C5-C6-N1	6.78	114.89	111.50
26	14	1404	C	O5'-P-OP1	-6.78	99.60	105.70
26	14	1696	G	O5'-P-OP2	-6.77	99.60	105.70
26	14	2841	C	N3-C2-O2	6.77	126.64	121.90
26	1H	215	G	C8-N9-C4	6.77	109.11	106.40
26	1H	913	U	N3-C2-O2	-6.77	117.46	122.20
26	1H	971	C	N1-C2-N3	6.77	123.94	119.20
26	1H	1760	A	O5'-P-OP2	-6.77	99.61	105.70
26	1H	2070	G	N9-C4-C5	-6.77	102.69	105.40
26	1H	1274	A	C8-N9-C4	-6.77	103.09	105.80
27	16	48	A	N1-C6-N6	6.77	122.66	118.60
26	14	1821	A	N3-C4-C5	-6.77	122.06	126.80
1	13	137	C	C6-N1-C2	6.77	123.01	120.30
26	1H	51	G	N3-C2-N2	6.76	124.63	119.90
26	1H	2510	C	C6-N1-C2	6.76	123.00	120.30
26	1H	391	G	C6-C5-N7	-6.76	126.34	130.40
26	1H	1631	A	C8-N9-C4	6.76	108.50	105.80
1	1G	166	G	N1-C6-O6	6.76	123.96	119.90
26	1H	864	G	C5-C6-O6	-6.76	124.55	128.60
26	1H	664	C	C4-C5-C6	6.76	120.78	117.40
26	1H	1334	G	C5-N7-C8	-6.76	100.92	104.30
26	1H	1567	A	OP1-P-O3'	6.76	120.06	105.20
26	14	209	C	C4-C5-C6	6.76	120.78	117.40
26	14	2702	U	C5-C6-N1	-6.76	119.32	122.70
1	13	519	C	C6-N1-C2	6.75	123.00	120.30
1	13	899	C	N3-C2-O2	6.75	126.63	121.90
26	1H	1234	U	C5-C6-N1	-6.75	119.32	122.70
1	13	513	C	C5-C4-N4	-6.75	115.47	120.20
26	1H	2086	U	N3-C2-O2	-6.75	117.47	122.20

Continued on next page...

Continued from previous page...

Mol	Chain	Res	Type	Atoms	Z	Observed(°)	Ideal(°)
26	14	2724	C	N1-C2-O2	-6.75	114.85	118.90
26	14	256	A	N7-C8-N9	6.75	117.17	113.80
26	1H	1828	G	C5-C6-N1	-6.75	108.13	111.50
26	14	676	A	OP1-P-OP2	6.75	129.72	119.60
26	14	702	G	O5'-P-OP2	-6.75	99.63	105.70
26	1H	1548	C	N3-C2-O2	-6.75	117.18	121.90
26	1H	2532	G	N1-C6-O6	6.75	123.95	119.90
26	14	1142	U	C2-N1-C1'	6.75	125.80	117.70
1	13	1336	C	P-O3'-C3'	6.75	127.79	119.70
44	E8	92	ARG	NE-CZ-NH2	-6.75	116.93	120.30
26	14	208	C	C5-C6-N1	-6.75	117.63	121.00
1	13	945	G	N3-C2-N2	-6.74	115.18	119.90
26	14	936	C	N3-C2-O2	6.74	126.62	121.90
26	1H	694	U	N3-C2-O2	-6.74	117.48	122.20
26	1H	1794	U	N1-C2-N3	6.74	118.94	114.90
26	14	256	A	C8-N9-C4	-6.74	103.10	105.80
26	14	621	A	C5-C6-N1	-6.74	114.33	117.70
26	14	790	C	O5'-P-OP2	-6.74	99.63	105.70
26	1H	1184	G	N1-C2-N2	6.74	122.27	116.20
1	1G	1501	C	N3-C2-O2	6.74	126.62	121.90
26	14	330	A	C5-N7-C8	-6.74	100.53	103.90
26	14	2033	A	OP1-P-OP2	6.74	129.71	119.60
26	1H	1343	G	C8-N9-C4	-6.74	103.71	106.40
26	1H	1702	G	O5'-P-OP2	6.74	118.78	110.70
26	14	48	G	N7-C8-N9	6.74	116.47	113.10
1	13	832	C	C5-C6-N1	-6.73	117.63	121.00
26	1H	397	G	C2-N3-C4	-6.73	108.53	111.90
26	1H	736	C	N1-C2-O2	-6.73	114.86	118.90
26	1H	2712	U	N3-C4-O4	-6.73	114.69	119.40
26	14	759	G	OP1-P-OP2	-6.73	109.50	119.60
26	14	1204	A	N3-C4-C5	6.73	131.51	126.80
1	13	368	U	O5'-P-OP1	-6.73	99.64	105.70
26	1H	531	C	OP1-P-OP2	6.73	129.70	119.60
26	1H	840	C	C5-C6-N1	-6.73	117.63	121.00
26	1H	1397	U	N3-C2-O2	-6.73	117.49	122.20
26	1H	2713	A	C5-C6-N1	-6.73	114.33	117.70
26	14	2607	G	C2-N3-C4	-6.73	108.53	111.90
26	14	2265	U	C5-C6-N1	6.73	126.06	122.70
26	1H	25	U	O5'-P-OP1	-6.73	99.65	105.70
26	1H	677	A	O5'-P-OP2	-6.73	99.64	105.70
26	1H	1122	G	C5-C6-O6	-6.73	124.56	128.60
26	1H	1614	A	N7-C8-N9	6.73	117.16	113.80

Continued on next page...

Continued from previous page...

Mol	Chain	Res	Type	Atoms	Z	Observed(°)	Ideal(°)
52	M8	40	HIS	N-CA-C	6.73	129.17	111.00
26	14	1401	G	C8-N9-C4	-6.73	103.71	106.40
26	1H	833	U	N3-C2-O2	6.73	126.91	122.20
26	1H	1300	U	N1-C2-N3	6.72	118.94	114.90
26	1H	2318	G	C8-N9-C4	-6.72	103.71	106.40
1	1G	131	C	C6-N1-C2	-6.72	117.61	120.30
26	14	1359	A	C8-N9-C4	6.72	108.49	105.80
26	14	182	A	OP2-P-O3'	6.72	119.99	105.20
26	14	1932	A	C8-N9-C4	6.72	108.49	105.80
26	1H	73	A	C5-C6-N1	6.72	121.06	117.70
26	1H	501	A	N1-C2-N3	6.72	132.66	129.30
26	1H	2587	A	C6-N1-C2	-6.72	114.57	118.60
26	14	682	G	C5-N7-C8	6.72	107.66	104.30
26	14	733	G	C8-N9-C1'	-6.72	118.26	127.00
26	14	2594	C	C5-C4-N4	-6.72	115.50	120.20
26	1H	254	G	N9-C4-C5	-6.72	102.71	105.40
26	1H	1676	A	C5-C6-N1	-6.72	114.34	117.70
26	1H	2674	G	N1-C6-O6	-6.72	115.87	119.90
26	14	1954	G	C2-N3-C4	6.72	115.26	111.90
26	1H	1147	C	C6-N1-C2	6.72	122.99	120.30
26	1H	1899	G	OP2-P-O3'	6.72	119.98	105.20
26	1H	2593	U	N1-C2-N3	6.72	118.93	114.90
26	1H	2598	A	N7-C8-N9	-6.72	110.44	113.80
26	1H	2681	C	P-O3'-C3'	6.72	127.76	119.70
1	1G	556	C	O5'-P-OP1	-6.72	99.66	105.70
26	14	685	A	O4'-C1'-N9	6.72	113.57	108.20
26	1H	2174	C	C6-N1-C2	-6.71	117.61	120.30
26	1H	1213	A	C2-N3-C4	-6.71	107.24	110.60
1	1G	197	A	P-O3'-C3'	6.71	127.76	119.70
26	14	192	C	N3-C4-C5	6.71	124.58	121.90
26	1H	175	G	N1-C6-O6	-6.71	115.87	119.90
26	1H	1308	A	C4-C5-N7	-6.71	107.34	110.70
1	1G	1072	G	C8-N9-C4	6.71	109.08	106.40
26	14	2607	G	N1-C2-N2	-6.71	110.16	116.20
26	14	945	A	O4'-C1'-N9	6.71	113.57	108.20
26	1H	120	U	N1-C2-N3	6.71	118.92	114.90
26	1H	254	G	N1-C6-O6	6.71	123.92	119.90
26	1H	1516	U	C5-C4-O4	6.71	129.92	125.90
26	14	1823	G	N3-C4-C5	6.71	131.95	128.60
26	14	2199	A	O5'-P-OP1	-6.71	99.66	105.70
26	1H	974(A)	C	N1-C2-O2	6.71	122.92	118.90
1	13	353	A	O5'-P-OP1	-6.70	99.67	105.70

Continued on next page...

Continued from previous page...

Mol	Chain	Res	Type	Atoms	Z	Observed(°)	Ideal(°)
1	13	1200	C	N1-C2-N3	-6.70	114.51	119.20
26	1H	1187	G	C5-C6-N1	-6.70	108.15	111.50
26	1H	2516	G	C5-N7-C8	-6.70	100.95	104.30
27	16	76	G	C5-C6-O6	6.70	132.62	128.60
1	1G	108	G	N1-C2-N3	-6.70	119.88	123.90
26	14	642	G	C4-C5-C6	6.70	122.82	118.80
1	13	817	C	C2-N3-C4	-6.70	116.55	119.90
1	13	1227	A	N3-C4-C5	6.70	131.49	126.80
23	2K	6	G	C2-N3-C4	-6.70	108.55	111.90
26	14	1423	G	C8-N9-C4	6.70	109.08	106.40
26	14	1785	A	C4-C5-C6	6.70	120.35	117.00
26	1H	2303	G	OP1-P-O3'	6.70	119.93	105.20
26	14	492	A	O5'-P-OP2	-6.70	99.67	105.70
26	1H	693	C	C2-N3-C4	-6.70	116.55	119.90
26	1H	1614	A	C4-C5-N7	6.70	114.05	110.70
1	1G	612	C	N1-C2-O2	6.70	122.92	118.90
26	14	2413	G	C5-C6-O6	-6.70	124.58	128.60
26	14	2595	G	N3-C4-C5	6.70	131.95	128.60
1	13	988	G	N3-C4-C5	-6.69	125.25	128.60
26	1H	979	G	N3-C4-N9	-6.69	121.98	126.00
1	13	330	C	N1-C2-O2	6.69	122.92	118.90
26	1H	766	C	N3-C4-N4	6.69	122.69	118.00
26	1H	814	C	C5-C6-N1	-6.69	117.65	121.00
26	1H	1832	C	OP2-P-O3'	6.69	119.92	105.20
26	1H	2597	G	N1-C2-N2	6.69	122.22	116.20
26	14	121	G	C8-N9-C1'	-6.69	118.30	127.00
26	14	463	G	C5-C6-O6	-6.69	124.58	128.60
26	14	744	G	C2-N3-C4	-6.69	108.55	111.90
1	13	811	C	C5-C6-N1	-6.69	117.65	121.00
26	1H	1321	A	C4-C5-C6	-6.69	113.66	117.00
1	13	717	C	C6-N1-C2	6.69	122.98	120.30
1	13	1065	U	P-O3'-C3'	6.69	127.73	119.70
26	1H	1396	U	O5'-P-OP2	6.69	118.73	110.70
22	1K	76	A	C6-C5-N7	-6.69	127.62	132.30
26	1H	110	G	O5'-P-OP2	-6.69	99.68	105.70
26	1H	1933	G	C8-N9-C4	-6.69	103.72	106.40
26	1H	2006	C	N3-C2-O2	6.69	126.58	121.90
26	14	528	A	N1-C2-N3	6.69	132.64	129.30
26	14	1951	U	N3-C4-C5	-6.69	110.59	114.60
26	1H	1423	G	N1-C6-O6	-6.68	115.89	119.90
26	1H	2358	G	N3-C2-N2	-6.68	115.22	119.90
26	14	2346	A	N1-C6-N6	6.68	122.61	118.60

Continued on next page...

Continued from previous page...

Mol	Chain	Res	Type	Atoms	Z	Observed(°)	Ideal(°)
26	14	2573	C	C6-N1-C1'	-6.68	112.78	120.80
1	13	1201	A	N1-C6-N6	6.68	122.61	118.60
26	1H	679	C	N3-C4-C5	6.68	124.57	121.90
26	1H	1639	U	N1-C2-N3	6.68	118.91	114.90
26	1H	2392	A	C6-N1-C2	6.68	122.61	118.60
26	14	448	U	O5'-P-OP1	-6.68	99.69	105.70
26	14	1577	C	O5'-P-OP2	-6.68	99.69	105.70
26	14	2507	C	O5'-P-OP2	-6.68	99.69	105.70
26	1H	1497	U	C5-C4-O4	-6.68	121.89	125.90
26	1H	1669	A	C6-C5-N7	-6.68	127.62	132.30
26	1H	1935	G	C4-C5-N7	-6.68	108.13	110.80
26	14	775	G	C6-C5-N7	-6.68	126.39	130.40
26	1H	1204	A	C5-N7-C8	-6.68	100.56	103.90
26	1H	1754	C	O5'-P-OP2	-6.68	99.69	105.70
26	14	682	G	N1-C6-O6	-6.68	115.89	119.90
26	1H	739	G	N7-C8-N9	-6.68	109.76	113.10
26	14	1013	C	C6-N1-C2	-6.68	117.63	120.30
26	14	1794	U	N1-C2-N3	6.68	118.91	114.90
26	1H	1830	C	OP1-P-O3'	6.68	119.89	105.20
26	1H	1938	A	OP1-P-OP2	6.68	129.62	119.60
26	1H	2507	C	N1-C2-O2	6.68	122.91	118.90
26	14	2331	G	C8-N9-C4	6.68	109.07	106.40
26	1H	760	G	N1-C6-O6	6.67	123.90	119.90
26	1H	825	C	N3-C4-N4	6.67	122.67	118.00
26	14	2443	C	O5'-P-OP1	-6.67	99.69	105.70
26	1H	1374	G	C5-C6-N1	-6.67	108.16	111.50
26	1H	1379	A	C8-N9-C4	-6.67	103.13	105.80
26	1H	2533	A	C8-N9-C4	6.67	108.47	105.80
26	1H	2837	G	N7-C8-N9	6.67	116.44	113.10
1	13	1527	C	N1-C2-O2	-6.67	114.90	118.90
26	1H	46	C	N1-C2-N3	6.67	123.87	119.20
27	16	96	G	C2-N3-C4	6.67	115.23	111.90
26	14	1621	U	O5'-P-OP1	-6.67	99.69	105.70
1	13	534	U	C5-C6-N1	-6.67	119.36	122.70
1	13	1279	A	C5-N7-C8	-6.67	100.57	103.90
26	1H	681	G	C8-N9-C4	6.67	109.07	106.40
26	1H	828	U	N3-C4-O4	-6.67	114.73	119.40
26	1H	2282	G	C5-C6-O6	6.67	132.60	128.60
26	1H	558	G	C8-N9-C4	6.67	109.07	106.40
26	1H	1673	U	C2-N3-C4	-6.67	123.00	127.00
26	1H	2271	G	C6-C5-N7	-6.66	126.40	130.40
26	1H	2287	A	N3-C4-N9	-6.66	122.07	127.40

Continued on next page...

Continued from previous page...

Mol	Chain	Res	Type	Atoms	Z	Observed(°)	Ideal(°)
26	1H	2327	A	C2-N3-C4	6.66	113.93	110.60
37	78	23	PRO	C-N-CA	-6.66	108.31	122.30
26	14	1342	A	C2-N3-C4	-6.66	107.27	110.60
29	11	29	PRO	CA-N-CD	6.66	121.03	111.70
26	14	2447	G	C4-C5-N7	-6.66	108.14	110.80
26	1H	580	C	C4-C5-C6	6.66	120.73	117.40
26	14	307	G	C4-C5-N7	6.66	113.46	110.80
26	14	1620	G	OP1-P-OP2	-6.66	109.61	119.60
26	1H	270(G)	C	C6-N1-C2	-6.66	117.64	120.30
26	14	1605	C	N1-C2-O2	-6.66	114.91	118.90
26	14	1831	G	N1-C2-N3	6.66	127.89	123.90
26	1H	536	A	C6-N1-C2	-6.66	114.61	118.60
26	1H	821	A	N1-C2-N3	6.66	132.63	129.30
1	13	905	U	N3-C4-C5	6.65	118.59	114.60
26	1H	320	A	C5-C6-N6	-6.65	118.38	123.70
26	1H	686	G	C5-C6-N1	6.65	114.83	111.50
26	1H	1663	C	C5-C6-N1	-6.65	117.67	121.00
26	1H	2622	C	C6-N1-C2	6.65	122.96	120.30
1	1G	1322	C	N1-C2-O2	6.65	122.89	118.90
26	14	488	G	O5'-P-OP2	-6.65	99.71	105.70
55	M5	48	PHE	C-N-CA	6.65	138.33	121.70
1	1G	1501	C	C6-N1-C2	6.65	122.96	120.30
45	F8	3	THR	C-N-CA	6.65	138.32	121.70
26	14	2396	G	N1-C6-O6	6.65	123.89	119.90
26	1H	328	U	C6-N1-C2	-6.65	117.01	121.00
1	1G	40	C	N3-C4-N4	-6.65	113.35	118.00
1	13	1231	G	N1-C6-O6	6.65	123.89	119.90
27	16	116	G	N1-C6-O6	6.65	123.89	119.90
1	13	963	G	N7-C8-N9	-6.64	109.78	113.10
1	1G	21	G	C5-C6-N1	-6.64	108.18	111.50
26	14	469	G	C2-N3-C4	6.64	115.22	111.90
26	14	1110	G	O4'-C1'-N9	6.64	113.52	108.20
26	1H	2250	G	N9-C4-C5	6.64	108.06	105.40
26	14	947	G	N3-C2-N2	-6.64	115.25	119.90
26	14	2307	G	N7-C8-N9	6.64	116.42	113.10
26	1H	783	A	C4-C5-C6	6.64	120.32	117.00
26	1H	1661	G	C8-N9-C4	6.64	109.06	106.40
1	13	221	C	C6-N1-C2	-6.64	117.64	120.30
26	1H	420	C	C2-N3-C4	-6.64	116.58	119.90
26	1H	862	G	C6-N1-C2	-6.64	121.12	125.10
26	1H	915	C	N1-C2-O2	6.64	122.88	118.90
26	1H	974	G	N1-C6-O6	6.64	123.88	119.90

Continued on next page...

Continued from previous page...

Mol	Chain	Res	Type	Atoms	Z	Observed(°)	Ideal(°)
26	14	1818	U	C4-C5-C6	6.64	123.68	119.70
26	14	2070	G	O5'-P-OP2	-6.64	99.73	105.70
1	13	664	G	N1-C6-O6	-6.63	115.92	119.90
1	13	1489	G	N9-C4-C5	-6.63	102.75	105.40
26	1H	909	A	C4-C5-N7	-6.63	107.38	110.70
26	14	775	G	N3-C4-C5	-6.63	125.28	128.60
26	1H	1614	A	N1-C6-N6	6.63	122.58	118.60
26	1H	2010	G	C5-C6-N1	-6.63	108.18	111.50
26	14	121	G	N3-C4-N9	6.63	129.98	126.00
26	1H	1600	C	C4-C5-C6	-6.63	114.08	117.40
1	13	852	G	N7-C8-N9	-6.63	109.78	113.10
26	1H	222	A	P-O3'-C3'	6.63	127.66	119.70
26	14	330	A	C6-C5-N7	-6.63	127.66	132.30
26	14	2829	C	C6-N1-C2	6.63	122.95	120.30
26	1H	1649	G	N1-C6-O6	-6.63	115.92	119.90
26	1H	2037	G	N3-C4-C5	-6.63	125.29	128.60
26	1H	2637	U	N3-C4-O4	6.63	124.04	119.40
26	14	2062	A	N1-C2-N3	-6.63	125.98	129.30
26	14	2258	C	N3-C4-N4	6.63	122.64	118.00
26	14	2376	A	N9-C4-C5	-6.63	103.15	105.80
26	1H	1669	A	C4-C5-N7	6.63	114.01	110.70
26	14	738	G	O5'-P-OP2	-6.63	99.74	105.70
26	14	1367	A	N1-C6-N6	6.63	122.58	118.60
26	14	2376	A	N1-C6-N6	6.63	122.58	118.60
26	1H	129	C	C5-C6-N1	-6.62	117.69	121.00
26	1H	2276	G	O5'-P-OP1	-6.62	99.74	105.70
26	14	793	A	N9-C4-C5	-6.62	103.15	105.80
26	14	1558	A	C2-N3-C4	-6.62	107.29	110.60
26	14	2048	G	C4-C5-N7	6.62	113.45	110.80
26	14	2441	C	N1-C2-O2	6.62	122.88	118.90
26	1H	1966	A	C8-N9-C4	6.62	108.45	105.80
26	1H	2357	U	O5'-P-OP2	-6.62	99.74	105.70
26	14	122	G	C5-C6-O6	-6.62	124.63	128.60
26	1H	1678	G	C5-C6-N1	-6.62	108.19	111.50
26	1H	2586	C	C6-N1-C2	6.62	122.95	120.30
26	14	2078	C	O5'-P-OP2	6.62	118.64	110.70
1	13	817	C	C5-C4-N4	-6.62	115.57	120.20
26	1H	676	A	C5-C6-N6	6.62	129.00	123.70
26	1H	2858	C	OP1-P-OP2	6.62	129.53	119.60
26	14	1559	G	C2-N3-C4	-6.62	108.59	111.90
26	1H	239	U	N3-C4-O4	-6.62	114.77	119.40
26	14	2007	C	O5'-P-OP2	-6.62	99.75	105.70

Continued on next page...

Continued from previous page...

Mol	Chain	Res	Type	Atoms	Z	Observed(°)	Ideal(°)
27	1J	6	C	C5-C6-N1	-6.62	117.69	121.00
26	1H	1616	A	C8-N9-C4	-6.62	103.15	105.80
26	1H	2600	A	N1-C6-N6	-6.62	114.63	118.60
26	1H	1699	G	C8-N9-C4	-6.61	103.75	106.40
24	3L	76	A	C6-C5-N7	-6.61	127.67	132.30
1	13	765	G	C4-N9-C1'	6.61	135.10	126.50
26	1H	468	G	N1-C6-O6	6.61	123.87	119.90
26	1H	469	G	N1-C6-O6	-6.61	115.93	119.90
26	1H	799	G	OP1-P-OP2	-6.61	109.68	119.60
26	14	270(T)	G	C5-C6-N1	-6.61	108.19	111.50
26	14	2490	G	C4-C5-N7	6.61	113.44	110.80
26	1H	2449	U	N1-C2-N3	6.61	118.86	114.90
26	14	671	C	C5-C6-N1	-6.61	117.70	121.00
26	14	2287	A	C5-C6-N1	-6.61	114.40	117.70
26	14	2609	U	C4-C5-C6	6.61	123.67	119.70
26	1H	693	C	C4-C5-C6	6.61	120.70	117.40
26	1H	737	C	C4-C5-C6	6.61	120.70	117.40
26	1H	1315	C	N3-C2-O2	-6.61	117.28	121.90
26	1H	1675	C	C5-C6-N1	-6.61	117.70	121.00
26	1H	2491	U	C4-C5-C6	-6.61	115.74	119.70
26	14	493	G	N1-C6-O6	6.61	123.86	119.90
26	1H	1977	A	O5'-P-OP2	-6.60	99.76	105.70
26	14	671	C	OP2-P-O3'	6.60	119.73	105.20
26	14	1276	A	N9-C4-C5	-6.60	103.16	105.80
26	14	2439	A	O5'-P-OP2	-6.60	99.76	105.70
27	1J	117	G	N3-C4-C5	6.60	131.90	128.60
23	2K	73	A	C8-N9-C4	6.60	108.44	105.80
26	1H	1837	C	C2-N3-C4	6.60	123.20	119.90
26	1H	2819	G	N1-C6-O6	6.60	123.86	119.90
26	1H	2469	A	C2-N3-C4	-6.60	107.30	110.60
26	1H	85	G	O5'-P-OP2	-6.60	99.76	105.70
26	1H	116	C	N1-C2-O2	-6.60	114.94	118.90
26	1H	395	U	N3-C2-O2	-6.60	117.58	122.20
26	1H	778	G	C5-N7-C8	6.60	107.60	104.30
26	1H	1623	G	N1-C2-N3	6.60	127.86	123.90
1	1G	1499	A	C8-N9-C4	6.60	108.44	105.80
26	14	1566	A	C5-C6-N6	-6.60	118.42	123.70
1	13	326	G	C5-N7-C8	6.60	107.60	104.30
1	1G	366	C	C6-N1-C2	6.60	122.94	120.30
26	14	121	G	N1-C6-O6	6.60	123.86	119.90
26	14	574	C	N3-C4-N4	-6.60	113.38	118.00
1	13	52	G	N1-C6-O6	6.59	123.86	119.90

Continued on next page...

Continued from previous page...

Mol	Chain	Res	Type	Atoms	Z	Observed(°)	Ideal(°)
4	3E	36	ARG	NE-CZ-NH1	-6.59	117.00	120.30
37	78	36	LYS	CD-CE-NZ	-6.59	96.53	111.70
26	14	1806	C	O5'-P-OP2	-6.59	99.77	105.70
1	13	962	C	N3-C4-N4	-6.59	113.39	118.00
23	2K	31	G	C8-N9-C4	-6.59	103.76	106.40
26	1H	770	G	N3-C4-C5	6.59	131.90	128.60
26	1H	1021	A	N1-C6-N6	6.59	122.56	118.60
26	1H	2708	G	N7-C8-N9	-6.59	109.80	113.10
24	3K	3	G	C8-N9-C4	-6.59	103.76	106.40
26	1H	382	G	C5-C6-O6	-6.59	124.65	128.60
26	1H	806	C	C6-N1-C2	6.59	122.94	120.30
26	1H	2411	A	OP1-P-OP2	6.59	129.48	119.60
26	1H	2622	C	C5-C6-N1	-6.59	117.71	121.00
26	14	2072	G	C5-C6-O6	-6.59	124.65	128.60
27	1J	103	U	C5-C6-N1	-6.59	119.41	122.70
1	13	1304	G	C5-C6-N1	-6.59	108.21	111.50
26	1H	2442	C	C2-N3-C4	-6.59	116.61	119.90
2	12	11	LEU	CA-CB-CG	6.59	130.45	115.30
26	14	142	G	OP1-P-OP2	6.59	129.48	119.60
26	14	2496	C	C5-C4-N4	-6.59	115.59	120.20
26	14	2058	A	OP1-P-OP2	6.58	129.48	119.60
1	13	974	A	N7-C8-N9	6.58	117.09	113.80
26	1H	377	C	N3-C4-C5	6.58	124.53	121.90
26	1H	2311	A	N1-C6-N6	6.58	122.55	118.60
27	16	29	A	C8-N9-C4	-6.58	103.17	105.80
1	13	346	G	C4-N9-C1'	6.58	135.06	126.50
1	13	528	C	C6-N1-C2	6.58	122.93	120.30
26	1H	1053	C	O4'-C1'-N1	6.58	113.47	108.20
26	1H	1918	A	N9-C4-C5	-6.58	103.17	105.80
26	1H	1927	A	O5'-P-OP2	-6.58	99.78	105.70
26	1H	1935	G	N3-C2-N2	-6.58	115.29	119.90
26	1H	2605	U	N1-C2-O2	6.58	127.41	122.80
1	1G	121	C	N3-C4-N4	6.58	122.61	118.00
1	1G	1301	U	C6-N1-C1'	-6.58	111.99	121.20
26	1H	2418	A	OP1-P-OP2	-6.58	109.73	119.60
26	14	939	G	N7-C8-N9	6.58	116.39	113.10
26	14	2158	A	C8-N9-C4	-6.58	103.17	105.80
1	13	952	U	C4-C5-C6	6.58	123.65	119.70
26	1H	445	C	N1-C2-N3	6.58	123.81	119.20
26	1H	839	U	O5'-P-OP2	-6.58	99.78	105.70
26	1H	2064	C	N1-C2-O2	-6.58	114.95	118.90
26	14	717	G	C5-C6-O6	6.58	132.55	128.60

Continued on next page...

Continued from previous page...

Mol	Chain	Res	Type	Atoms	Z	Observed(°)	Ideal(°)
1	13	1414	U	OP2-P-O3'	6.58	119.67	105.20
26	1H	2439	A	N9-C4-C5	-6.58	103.17	105.80
26	1H	258	G	N1-C6-O6	-6.58	115.95	119.90
26	1H	2412	A	C5-C6-N1	6.58	120.99	117.70
26	14	1225	C	N3-C2-O2	6.58	126.50	121.90
26	14	2252	G	C2-N3-C4	-6.58	108.61	111.90
26	14	2503	A	C5-C6-N6	-6.58	118.44	123.70
26	1H	197	A	OP2-P-O3'	6.57	119.66	105.20
1	1G	1354	C	C6-N1-C2	-6.57	117.67	120.30
26	1H	199	A	N1-C6-N6	-6.57	114.66	118.60
26	1H	1807	G	C8-N9-C4	6.57	109.03	106.40
26	1H	2701	C	N3-C4-N4	-6.57	113.40	118.00
26	1H	2713	A	N1-C6-N6	6.57	122.54	118.60
1	1G	400	C	N1-C2-O2	-6.57	114.96	118.90
1	1G	1127	G	O5'-P-OP1	-6.57	99.78	105.70
1	1G	1196	U	C5-C6-N1	6.57	125.99	122.70
13	4A	95	GLY	N-CA-C	6.57	129.53	113.10
26	1H	256	A	N1-C6-N6	6.57	122.54	118.60
26	1H	527	C	C5-C4-N4	-6.57	115.60	120.20
26	1H	759	G	C5-C6-N1	6.57	114.78	111.50
26	1H	1312	U	N3-C4-O4	-6.57	114.80	119.40
26	14	209	C	OP1-P-OP2	6.57	129.45	119.60
26	14	1939	U	C2-N3-C4	-6.57	123.06	127.00
26	14	216	A	N7-C8-N9	-6.57	110.52	113.80
26	14	248	G	N1-C2-N2	-6.57	110.29	116.20
26	1H	204	A	C8-N9-C4	6.57	108.43	105.80
26	1H	1308	A	N9-C4-C5	6.57	108.43	105.80
26	1H	2648	C	O5'-P-OP2	-6.57	99.79	105.70
1	13	1327	C	C6-N1-C2	6.57	122.93	120.30
26	1H	742	G	C8-N9-C4	-6.57	103.77	106.40
26	14	208	C	C2-N3-C4	-6.57	116.62	119.90
26	14	2084	C	C6-N1-C2	6.57	122.93	120.30
1	1G	529	G	C5-C6-O6	-6.56	124.66	128.60
26	1H	577	G	O5'-P-OP1	6.56	118.58	110.70
1	1G	1260	C	C6-N1-C2	-6.56	117.67	120.30
26	14	736	C	N1-C2-O2	-6.56	114.96	118.90
1	13	328	C	C6-N1-C1'	-6.56	112.93	120.80
26	1H	138	G	C5-C6-N1	6.56	114.78	111.50
26	1H	862	G	N1-C2-N2	-6.56	110.30	116.20
26	1H	1106	G	C8-N9-C4	-6.56	103.78	106.40
26	1H	1357	U	C4-C5-C6	6.56	123.64	119.70
26	1H	1605	C	OP1-P-OP2	6.56	129.44	119.60

Continued on next page...

Continued from previous page...

Mol	Chain	Res	Type	Atoms	Z	Observed(°)	Ideal(°)
26	1H	2676	C	N3-C4-C5	6.56	124.52	121.90
26	14	400	G	C8-N9-C4	-6.56	103.78	106.40
26	14	2569	G	C8-N9-C4	6.56	109.02	106.40
26	14	2598	A	C5-C6-N1	6.56	120.98	117.70
26	1H	481	G	N1-C6-O6	6.56	123.83	119.90
26	1H	2008	C	C2-N3-C4	-6.56	116.62	119.90
1	1G	1432	G	C5-C6-N1	-6.56	108.22	111.50
26	14	819	A	C8-N9-C4	-6.56	103.18	105.80
26	14	1333	C	N3-C4-C5	6.56	124.52	121.90
26	14	665	C	C6-N1-C2	6.56	122.92	120.30
26	14	1277	G	C2-N3-C4	-6.56	108.62	111.90
26	14	1376	C	C4-C5-C6	6.56	120.68	117.40
1	13	1405	G	N1-C6-O6	-6.55	115.97	119.90
26	1H	749	C	N3-C2-O2	-6.55	117.31	121.90
1	1G	1411	C	C5-C6-N1	-6.55	117.72	121.00
26	14	566	U	C2-N3-C4	-6.55	123.07	127.00
26	14	1257	C	C2-N3-C4	-6.55	116.62	119.90
26	14	2087	G	N9-C4-C5	-6.55	102.78	105.40
1	13	19	C	C5-C6-N1	6.55	124.28	121.00
1	13	884	U	N1-C2-N3	-6.55	110.97	114.90
26	14	2006	C	C6-N1-C2	6.55	122.92	120.30
1	13	1408	A	O5'-P-OP1	-6.55	99.81	105.70
26	1H	1336	A	C6-C5-N7	6.55	136.88	132.30
26	1H	1463	C	C6-N1-C2	-6.55	117.68	120.30
26	1H	2380	C	C2-N3-C4	-6.55	116.63	119.90
26	1H	71	A	C5-C6-N6	-6.54	118.46	123.70
27	1J	14	U	O5'-P-OP2	-6.54	99.81	105.70
1	13	893	C	O5'-P-OP1	-6.54	99.81	105.70
26	1H	767	U	OP1-P-OP2	6.54	129.42	119.60
26	1H	1852	C	N1-C2-O2	-6.54	114.97	118.90
26	14	1441	G	C8-N9-C4	6.54	109.02	106.40
26	14	1604	C	N1-C2-O2	-6.54	114.97	118.90
26	1H	705	A	N1-C6-N6	6.54	122.53	118.60
26	1H	2553	G	N1-C2-N3	6.54	127.83	123.90
25	4L	18	G	OP1-P-OP2	-6.54	109.79	119.60
26	14	1506	C	C5-C6-N1	6.54	124.27	121.00
26	1H	1174	A	N9-C1'-C2'	-6.54	104.81	112.00
1	1G	1356	G	N7-C8-N9	6.54	116.37	113.10
26	14	598	G	N1-C6-O6	6.54	123.82	119.90
26	14	793	A	C8-N9-C4	6.54	108.42	105.80
26	14	929	G	N1-C6-O6	6.54	123.82	119.90
26	14	1663	C	C5-C4-N4	-6.54	115.62	120.20

Continued on next page...

Continued from previous page...

Mol	Chain	Res	Type	Atoms	Z	Observed(°)	Ideal(°)
26	14	2265	U	C6-N1-C2	-6.54	117.08	121.00
26	14	2779	U	C5-C4-O4	6.54	129.82	125.90
1	13	1506	U	N3-C2-O2	6.54	126.78	122.20
26	1H	999	U	C5-C4-O4	6.54	129.82	125.90
26	1H	1793	C	N1-C2-O2	-6.54	114.98	118.90
26	14	1950	G	O4'-C1'-N9	6.54	113.43	108.20
26	1H	2026	C	C4-C5-C6	6.54	120.67	117.40
24	3L	16	U	C5-C6-N1	6.54	125.97	122.70
26	14	1698	A	N1-C2-N3	6.54	132.57	129.30
26	14	2444	G	N9-C4-C5	6.54	108.01	105.40
26	1H	25	U	N1-C2-O2	-6.53	118.23	122.80
26	1H	939	G	C4-C5-N7	-6.53	108.19	110.80
26	1H	1399	C	N3-C4-N4	6.53	122.57	118.00
26	1H	1681	G	N1-C2-N3	-6.53	119.98	123.90
26	1H	2794	C	C5-C6-N1	6.53	124.27	121.00
26	14	1776	G	N3-C4-C5	-6.53	125.33	128.60
26	1H	811	U	C5-C6-N1	-6.53	119.43	122.70
37	78	106	LEU	CB-CG-CD1	6.53	122.11	111.00
26	14	684	G	N9-C4-C5	6.53	108.01	105.40
26	14	822	U	N3-C4-O4	-6.53	114.83	119.40
26	1H	2026	C	C5-C6-N1	-6.53	117.73	121.00
1	13	727	G	O5'-P-OP1	-6.53	99.83	105.70
26	1H	146	G	N9-C4-C5	-6.53	102.79	105.40
26	1H	2445	G	N7-C8-N9	6.53	116.36	113.10
26	14	1382	G	C5-C6-N1	-6.53	108.24	111.50
26	14	1605	C	C5-C6-N1	-6.53	117.74	121.00
26	1H	2436	G	N1-C2-N2	6.53	122.07	116.20
47	H8	61	LEU	CB-CG-CD2	6.53	122.09	111.00
26	14	1302	A	OP1-P-OP2	6.53	129.39	119.60
1	13	974	A	C5-C6-N1	-6.52	114.44	117.70
1	1G	898	G	C8-N9-C4	6.52	109.01	106.40
26	1H	948	G	N3-C2-N2	-6.52	115.33	119.90
26	14	2374	C	C5-C6-N1	-6.52	117.74	121.00
26	14	833	U	N3-C2-O2	6.52	126.77	122.20
26	14	2392	A	N1-C6-N6	6.52	122.51	118.60
26	1H	1219	G	C6-C5-N7	-6.52	126.49	130.40
26	1H	1346	G	N3-C4-N9	6.52	129.91	126.00
1	1G	828	A	N1-C6-N6	-6.52	114.69	118.60
26	14	1528	A	C8-N9-C4	-6.52	103.19	105.80
1	13	380	G	N3-C4-N9	-6.52	122.09	126.00
1	13	884	U	OP1-P-OP2	6.52	129.38	119.60
26	1H	142	G	C2-N3-C4	-6.52	108.64	111.90

Continued on next page...

Continued from previous page...

Mol	Chain	Res	Type	Atoms	Z	Observed(°)	Ideal(°)
26	1H	528	A	N1-C6-N6	6.52	122.51	118.60
26	14	2873	A	C4-N9-C1'	6.52	138.03	126.30
26	1H	129	C	N3-C2-O2	-6.51	117.34	121.90
26	1H	241	A	N1-C6-N6	6.51	122.51	118.60
26	1H	1516	U	N3-C4-O4	-6.51	114.84	119.40
1	1G	416	G	C5-C6-N1	-6.51	108.24	111.50
26	14	675	A	C4-C5-N7	6.51	113.96	110.70
26	14	2445	G	OP2-P-O3'	6.51	119.52	105.20
1	13	477	G	N1-C6-O6	6.51	123.81	119.90
26	1H	237	C	N1-C2-O2	-6.51	115.00	118.90
27	16	16	G	C5-N7-C8	-6.51	101.05	104.30
1	1G	326	G	C4-C5-C6	6.51	122.71	118.80
1	13	577	G	N1-C6-O6	6.51	123.81	119.90
26	14	2401	U	C5-C6-N1	6.51	125.95	122.70
26	1H	736	C	C6-N1-C2	6.51	122.90	120.30
26	1H	1300	U	N1-C2-O2	-6.51	118.25	122.80
29	11	37	LEU	CB-CG-CD2	-6.51	99.94	111.00
26	14	2359	C	N3-C4-N4	-6.51	113.45	118.00
26	14	1643	G	O5'-P-OP1	-6.50	99.85	105.70
26	14	2609	U	N1-C2-N3	6.50	118.80	114.90
26	14	2716	U	C6-N1-C2	-6.50	117.10	121.00
26	14	2337	G	C8-N9-C4	-6.50	103.80	106.40
26	1H	762	U	C5-C4-O4	-6.50	122.00	125.90
26	1H	2024	G	N3-C2-N2	-6.50	115.35	119.90
26	1H	783	A	C5-C6-N6	-6.50	118.50	123.70
26	1H	902	C	N3-C4-N4	-6.50	113.45	118.00
26	1H	1314	C	N3-C2-O2	-6.50	117.35	121.90
26	1H	2266	A	N1-C2-N3	6.50	132.55	129.30
26	1H	703	U	C5-C6-N1	-6.50	119.45	122.70
26	1H	2318	G	C5-N7-C8	-6.50	101.05	104.30
26	1H	2639	A	N9-C4-C5	-6.50	103.20	105.80
26	14	537	C	C6-N1-C2	-6.50	117.70	120.30
26	14	1785	A	N9-C4-C5	6.50	108.40	105.80
1	13	585	G	O5'-P-OP2	-6.50	99.85	105.70
26	1H	1903	G	C8-N9-C4	6.50	109.00	106.40
26	1H	2559	C	N1-C2-N3	6.50	123.75	119.20
30	21	54	GLN	C-N-CA	6.50	137.94	121.70
26	14	1313	U	C5-C6-N1	6.50	125.95	122.70
1	13	1502	A	C8-N9-C4	-6.49	103.20	105.80
26	1H	1563	G	N9-C4-C5	6.49	108.00	105.40
1	13	789	U	C6-N1-C2	-6.49	117.11	121.00
26	1H	2417	C	C6-N1-C2	6.49	122.90	120.30

Continued on next page...

Continued from previous page...

Mol	Chain	Res	Type	Atoms	Z	Observed(°)	Ideal(°)
26	14	1022	G	N9-C4-C5	6.49	108.00	105.40
26	1H	48	G	C4-C5-N7	-6.49	108.20	110.80
26	1H	2778	A	O5'-P-OP2	-6.49	99.86	105.70
26	14	1204	A	O4'-C1'-N9	6.49	113.39	108.20
26	14	1313	U	O5'-P-OP2	-6.49	99.86	105.70
26	1H	1188	U	C4-C5-C6	6.49	123.59	119.70
26	1H	2253	G	O5'-P-OP1	6.49	118.48	110.70
26	14	1818	U	N1-C2-O2	-6.49	118.26	122.80
26	1H	2053	G	C2-N3-C4	6.49	115.14	111.90
26	14	1759	A	C8-N9-C4	6.49	108.39	105.80
29	19	49	ILE	CG1-CB-CG2	-6.49	97.13	111.40
26	1H	690	G	O5'-P-OP2	6.49	118.48	110.70
26	1H	2611	U	N1-C2-O2	6.49	127.34	122.80
26	1H	2620	C	N1-C2-O2	-6.49	115.01	118.90
1	1G	27	G	N1-C6-O6	6.49	123.79	119.90
1	1G	40	C	C5-C4-N4	6.49	124.74	120.20
26	14	2437	U	C5-C4-O4	6.49	129.79	125.90
1	1G	562	C	N3-C4-C5	6.48	124.49	121.90
1	1G	1128	C	C6-N1-C2	-6.48	117.71	120.30
26	14	265	A	C6-C5-N7	-6.48	127.76	132.30
26	14	1175	U	C2-N1-C1'	6.48	125.48	117.70
26	1H	25	U	N3-C2-O2	6.48	126.74	122.20
26	1H	1159	U	N1-C2-O2	6.48	127.34	122.80
26	1H	2297	C	OP1-P-OP2	6.48	129.32	119.60
55	Q8	50	LEU	CA-CB-CG	6.48	130.21	115.30
1	1G	180	U	N3-C4-O4	6.48	123.94	119.40
26	14	2586	C	C5-C4-N4	-6.48	115.66	120.20
26	1H	209	C	C5-C6-N1	-6.48	117.76	121.00
26	1H	1579	A	N7-C8-N9	6.48	117.04	113.80
26	1H	2607	G	N1-C2-N2	-6.48	110.37	116.20
26	14	441	U	O5'-P-OP1	-6.48	99.87	105.70
26	14	935	C	N3-C4-N4	-6.48	113.46	118.00
1	13	900	A	C5-C6-N1	6.48	120.94	117.70
1	13	1524	C	N3-C4-C5	6.48	124.49	121.90
26	1H	1278	A	O5'-P-OP2	-6.48	99.87	105.70
26	1H	1805	U	O5'-P-OP1	-6.48	99.87	105.70
26	1H	2238	G	N7-C8-N9	6.48	116.34	113.10
26	14	1950	G	N3-C2-N2	6.48	124.43	119.90
1	13	500	G	N7-C8-N9	-6.47	109.86	113.10
26	1H	696	G	C5-C6-N1	6.47	114.74	111.50
26	1H	873	G	O5'-P-OP2	-6.47	99.87	105.70
26	14	1814	G	N1-C6-O6	6.47	123.78	119.90

Continued on next page...

Continued from previous page...

Mol	Chain	Res	Type	Atoms	Z	Observed(°)	Ideal(°)
26	14	1976	U	O5'-P-OP2	-6.47	99.87	105.70
1	13	125	U	C5-C6-N1	-6.47	119.46	122.70
26	14	435	C	C6-N1-C2	6.47	122.89	120.30
27	1J	98	G	C8-N9-C4	6.47	108.99	106.40
29	11	37	LEU	CB-CG-CD1	6.47	122.00	111.00
26	14	197	A	N1-C6-N6	6.47	122.48	118.60
26	1H	264	C	N3-C4-C5	6.47	124.49	121.90
1	1G	508	C	O5'-P-OP1	-6.47	99.88	105.70
1	1G	1502	A	C4-C5-C6	6.47	120.23	117.00
26	14	1373	A	C5-C6-N1	6.47	120.94	117.70
26	1H	933	A	O5'-P-OP2	-6.47	99.88	105.70
26	1H	1690	A	C5-C6-N6	6.47	128.87	123.70
26	1H	2470	G	N1-C6-O6	-6.47	116.02	119.90
26	14	189	G	N1-C6-O6	6.47	123.78	119.90
26	1H	721	C	C5-C6-N1	-6.47	117.77	121.00
26	1H	1793	C	N3-C2-O2	6.47	126.43	121.90
26	1H	2541	A	O5'-P-OP1	-6.46	99.88	105.70
26	14	265	A	N7-C8-N9	6.46	117.03	113.80
26	14	915	C	N3-C2-O2	-6.46	117.38	121.90
26	14	1336	A	C5-C6-N1	6.46	120.93	117.70
26	14	2477	C	N3-C4-C5	-6.46	119.31	121.90
26	14	573	G	C5-N7-C8	6.46	107.53	104.30
26	1H	621	A	N7-C8-N9	6.46	117.03	113.80
26	1H	966	G	C4-C5-N7	-6.46	108.22	110.80
26	14	2637	U	C5-C4-O4	-6.46	122.02	125.90
26	1H	1306	C	O5'-P-OP1	-6.46	99.89	105.70
26	1H	655	A	N1-C6-N6	6.46	122.47	118.60
26	1H	827	U	N3-C2-O2	6.46	126.72	122.20
26	1H	2347	C	N1-C2-O2	6.46	122.78	118.90
36	68	23	ARG	NE-CZ-NH1	-6.46	117.07	120.30
1	1G	122	G	C5-C6-O6	-6.46	124.72	128.60
1	1G	132	C	C6-N1-C2	-6.46	117.72	120.30
26	14	391	G	N7-C8-N9	6.46	116.33	113.10
26	14	1999	C	C6-N1-C2	6.46	122.88	120.30
1	13	14	U	O5'-P-OP1	-6.46	99.89	105.70
1	13	963	G	C8-N9-C4	6.46	108.98	106.40
26	1H	195	A	C5-C6-N6	-6.46	118.54	123.70
26	1H	609	A	C8-N9-C4	6.46	108.38	105.80
26	14	676	A	C4-C5-N7	6.46	113.93	110.70
26	14	2357	U	O5'-P-OP2	-6.46	99.89	105.70
26	1H	833	U	N1-C2-O2	-6.45	118.28	122.80
26	1H	849	A	N7-C8-N9	-6.45	110.57	113.80

Continued on next page...

Continued from previous page...

Mol	Chain	Res	Type	Atoms	Z	Observed(°)	Ideal(°)
26	14	87	C	C6-N1-C2	-6.45	117.72	120.30
26	14	585	G	C5-C6-O6	-6.45	124.73	128.60
1	13	41	G	C8-N9-C4	6.45	108.98	106.40
1	13	890	G	O5'-P-OP2	-6.45	99.89	105.70
26	1H	1408	C	N1-C2-O2	-6.45	115.03	118.90
26	1H	2743	C	C5-C6-N1	-6.45	117.77	121.00
26	14	2024	G	N1-C6-O6	6.45	123.77	119.90
26	1H	1701	A	O5'-P-OP1	-6.45	99.89	105.70
26	1H	2083	G	N1-C2-N3	6.45	127.77	123.90
26	1H	2438	U	O5'-P-OP2	-6.45	99.89	105.70
26	1H	2447	G	C4-C5-C6	6.45	122.67	118.80
1	13	300	A	O5'-P-OP1	-6.45	99.90	105.70
26	1H	271(B)	G	C4-N9-C1'	6.45	134.88	126.50
26	1H	2497	A	N1-C2-N3	6.45	132.53	129.30
26	14	2304	G	N3-C4-N9	-6.45	122.13	126.00
26	14	2595	G	N9-C4-C5	-6.45	102.82	105.40
1	13	765	G	N3-C4-C5	-6.45	125.38	128.60
33	59	69	ARG	CD-NE-CZ	6.45	132.62	123.60
26	1H	2666	C	O5'-P-OP1	-6.45	99.90	105.70
26	1H	2701	C	N1-C2-N3	6.45	123.71	119.20
26	14	1372	U	C4-C5-C6	6.45	123.57	119.70
26	14	2081	C	C6-N1-C2	6.45	122.88	120.30
26	1H	1251	C	C6-N1-C2	6.44	122.88	120.30
26	1H	2259	G	C2-N3-C4	-6.44	108.68	111.90
1	1G	1415	G	C8-N9-C4	6.44	108.98	106.40
1	13	1335	C	C6-N1-C2	6.44	122.88	120.30
26	1H	1520	U	C6-N1-C2	-6.44	117.14	121.00
26	1H	2287	A	C5-N7-C8	-6.44	100.68	103.90
26	1H	443	A	N1-C2-N3	-6.44	126.08	129.30
26	1H	2056	G	N1-C2-N3	6.44	127.76	123.90
1	1G	1228	C	N3-C2-O2	-6.44	117.39	121.90
26	14	388	G	N3-C4-N9	-6.44	122.14	126.00
26	14	1626	G	C4-C5-N7	-6.44	108.22	110.80
26	14	2546	U	N3-C2-O2	-6.44	117.69	122.20
1	13	266	G	C6-C5-N7	-6.44	126.54	130.40
1	13	1486	G	N3-C4-N9	-6.44	122.14	126.00
26	1H	599	G	C8-N9-C4	6.44	108.97	106.40
26	1H	1259	G	N3-C2-N2	6.44	124.41	119.90
26	1H	1569	A	C5-C6-N1	-6.44	114.48	117.70
26	1H	2246	G	N3-C4-C5	-6.44	125.38	128.60
1	1G	1313	U	C6-N1-C2	-6.44	117.14	121.00
12	3A	92	ASP	CB-CG-OD2	-6.44	112.51	118.30

Continued on next page...

Continued from previous page...

Mol	Chain	Res	Type	Atoms	Z	Observed(°)	Ideal(°)
26	14	677	A	N1-C6-N6	-6.44	114.74	118.60
26	14	1251	C	N3-C2-O2	6.44	126.41	121.90
26	14	1332	G	O4'-C1'-N9	-6.44	103.05	108.20
26	14	1836	C	OP1-P-O3'	6.44	119.36	105.20
26	1H	1209	G	N1-C6-O6	6.43	123.76	119.90
1	1G	246	A	O5'-P-OP2	-6.43	99.91	105.70
26	14	580	C	C6-N1-C2	-6.43	117.73	120.30
26	14	2443	C	O5'-P-OP2	6.43	118.42	110.70
26	1H	528	A	N7-C8-N9	6.43	117.02	113.80
26	1H	675	A	N9-C4-C5	-6.43	103.23	105.80
26	1H	1334	G	N7-C8-N9	6.43	116.32	113.10
26	1H	1805	U	OP2-P-O3'	6.43	119.35	105.20
26	1H	1350	C	C6-N1-C2	6.43	122.87	120.30
1	13	538	G	N1-C2-N3	6.43	127.76	123.90
26	1H	1287	A	O5'-P-OP1	6.43	118.42	110.70
27	16	42	C	N1-C2-O2	-6.43	115.04	118.90
26	14	512	G	N3-C4-N9	-6.43	122.14	126.00
26	14	646	A	C8-N9-C4	-6.43	103.23	105.80
26	14	1567	A	N1-C6-N6	6.43	122.46	118.60
26	14	2332	U	C5-C4-O4	6.43	129.76	125.90
26	1H	946	G	N3-C4-N9	-6.43	122.14	126.00
26	1H	1340	U	N3-C4-O4	6.43	123.90	119.40
26	14	2573	C	C5-C6-N1	6.43	124.21	121.00
26	14	2607	G	N3-C2-N2	6.43	124.40	119.90
1	13	770	C	OP1-P-OP2	-6.43	109.96	119.60
26	1H	1274	A	C5-C6-N1	-6.43	114.49	117.70
26	1H	1623	G	C4-C5-N7	-6.43	108.23	110.80
23	2L	77	A	C4-C5-C6	-6.43	113.79	117.00
1	13	1347	G	C5-C6-O6	6.42	132.45	128.60
26	1H	444	C	OP1-P-OP2	-6.42	109.96	119.60
26	1H	909	A	C5-C6-N6	6.42	128.84	123.70
26	14	2560	C	O5'-P-OP1	-6.42	99.92	105.70
1	13	328	C	N3-C2-O2	-6.42	117.41	121.90
1	13	1400	C	C5-C6-N1	6.42	124.21	121.00
1	13	1439	C	O5'-P-OP2	-6.42	99.92	105.70
26	1H	1600	C	OP1-P-O3'	6.42	119.33	105.20
26	1H	1827	C	N3-C4-C5	-6.42	119.33	121.90
26	1H	2030	A	C5-C6-N6	-6.42	118.56	123.70
26	14	1682	G	O5'-P-OP2	-6.42	99.92	105.70
26	14	2779	U	N1-C2-N3	6.42	118.75	114.90
26	1H	606	U	C5-C4-O4	6.42	129.75	125.90
26	1H	2422	A	N1-C6-N6	-6.42	114.75	118.60

Continued on next page...

Continued from previous page...

Mol	Chain	Res	Type	Atoms	Z	Observed(°)	Ideal(°)
26	1H	1811	G	C5-C6-N1	6.42	114.71	111.50
26	1H	854	G	C8-N9-C1'	6.42	135.34	127.00
26	1H	17	G	O5'-P-OP2	-6.42	99.93	105.70
26	1H	395	U	C2-N1-C1'	6.42	125.40	117.70
26	1H	2281	C	N3-C4-C5	6.42	124.47	121.90
1	13	481	G	N1-C6-O6	6.41	123.75	119.90
26	1H	1209	G	C2-N3-C4	-6.41	108.69	111.90
26	1H	2299	G	C6-C5-N7	-6.41	126.55	130.40
26	1H	2618	G	C8-N9-C4	-6.41	103.83	106.40
27	16	12	C	O4'-C1'-N1	6.41	113.33	108.20
45	F8	3	THR	N-CA-C	-6.41	93.69	111.00
1	1G	808	C	N3-C4-N4	-6.41	113.51	118.00
26	14	1845	G	C4-C5-N7	-6.41	108.23	110.80
26	14	2295	C	N3-C4-N4	6.41	122.49	118.00
26	1H	99	U	C2-N1-C1'	6.41	125.39	117.70
26	14	2591	C	N3-C4-N4	6.41	122.49	118.00
1	13	575	G	C5-C6-O6	6.41	132.44	128.60
26	1H	758	C	O5'-P-OP2	-6.41	99.93	105.70
26	1H	1410	G	C8-N9-C4	6.41	108.96	106.40
26	14	1897	G	C8-N9-C4	6.41	108.96	106.40
26	1H	1860	G	N3-C4-C5	6.41	131.80	128.60
26	1H	2681	C	C2'-C3'-O3'	6.40	123.95	113.70
26	14	1929	G	OP1-P-OP2	6.40	129.21	119.60
1	13	284	G	C5-C6-O6	-6.40	124.76	128.60
1	13	909	A	C8-N9-C4	6.40	108.36	105.80
26	1H	1192	G	N1-C6-O6	6.40	123.74	119.90
26	14	1678	G	C4-C5-N7	6.40	113.36	110.80
1	13	238	G	C5-N7-C8	6.40	107.50	104.30
1	13	797	C	N1-C2-O2	-6.40	115.06	118.90
26	14	1992	G	P-O3'-C3'	6.40	127.38	119.70
1	13	558	G	N1-C6-O6	6.40	123.74	119.90
1	13	1279	A	N1-C6-N6	6.40	122.44	118.60
26	1H	1931	U	N3-C4-O4	-6.40	114.92	119.40
1	13	1277	C	C6-N1-C2	-6.40	117.74	120.30
1	13	1450	U	N1-C2-O2	6.40	127.28	122.80
26	14	2716	U	N1-C2-N3	6.40	118.74	114.90
26	14	2394	C	N3-C4-C5	6.40	124.46	121.90
1	13	522	C	O5'-P-OP2	-6.39	99.95	105.70
26	1H	189	G	N7-C8-N9	-6.39	109.90	113.10
26	1H	951	C	N1-C2-O2	6.39	122.73	118.90
26	1H	1934	C	C5-C6-N1	-6.39	117.80	121.00
26	1H	2590	A	C2-N3-C4	-6.39	107.40	110.60

Continued on next page...

Continued from previous page...

Mol	Chain	Res	Type	Atoms	Z	Observed(°)	Ideal(°)
26	14	1418	G	N1-C6-O6	6.39	123.73	119.90
26	14	2062	A	N9-C4-C5	-6.39	103.24	105.80
26	1H	219	G	OP1-P-O3'	6.39	119.26	105.20
26	1H	1157	G	OP1-P-OP2	6.39	129.19	119.60
26	1H	1936	A	N1-C2-N3	6.39	132.50	129.30
26	14	630	G	N7-C8-N9	-6.39	109.90	113.10
26	1H	812	C	C2-N3-C4	-6.39	116.71	119.90
26	1H	2025	C	C6-N1-C2	-6.39	117.74	120.30
26	1H	1982	C	O5'-P-OP2	-6.39	99.95	105.70
26	1H	2847	U	N1-C2-O2	-6.39	118.33	122.80
1	13	582	U	C2-N3-C4	-6.38	123.17	127.00
26	1H	2704	C	OP1-P-OP2	6.38	129.18	119.60
26	14	1660	C	C6-N1-C2	-6.38	117.75	120.30
1	13	18	C	N1-C2-O2	6.38	122.73	118.90
26	14	909	A	C5-C6-N1	6.38	120.89	117.70
26	14	1816	G	O5'-P-OP1	-6.38	99.95	105.70
26	1H	516	C	C6-N1-C2	-6.38	117.75	120.30
26	1H	686	G	C8-N9-C4	6.38	108.95	106.40
26	14	770	G	O5'-P-OP1	6.38	118.36	110.70
26	14	2601	C	C6-N1-C2	-6.38	117.75	120.30
26	14	1408	C	C5-C4-N4	-6.38	115.73	120.20
26	14	2267	A	OP1-P-OP2	6.38	129.17	119.60
26	1H	840	C	C6-N1-C2	6.38	122.85	120.30
26	1H	2347	C	O5'-P-OP2	-6.38	99.96	105.70
1	1G	1484	C	N1-C2-O2	-6.38	115.07	118.90
26	14	2415	G	N1-C6-O6	6.38	123.73	119.90
26	1H	1993	U	O5'-P-OP1	-6.38	99.96	105.70
26	1H	2278	A	C6-N1-C2	-6.38	114.77	118.60
26	14	1807	G	N1-C6-O6	6.38	123.73	119.90
1	13	770	C	C5-C6-N1	-6.38	117.81	121.00
26	14	1825	A	C6-N1-C2	-6.38	114.78	118.60
26	1H	447	A	O5'-P-OP2	6.37	118.35	110.70
26	1H	508	G	C5-N7-C8	-6.37	101.11	104.30
26	14	667	U	C5-C4-O4	-6.37	122.08	125.90
26	14	677	A	C2-N3-C4	6.37	113.79	110.60
25	4K	13	A	C5-C6-N1	-6.37	114.52	117.70
26	14	531	C	N3-C4-C5	-6.37	119.35	121.90
26	14	1647	G	O5'-P-OP1	6.37	118.35	110.70
26	14	1802	A	C5-C6-N1	6.37	120.89	117.70
26	1H	745	G	C5-C6-O6	-6.37	124.78	128.60
26	1H	1885	A	C8-N9-C4	6.37	108.35	105.80
1	13	1511	G	N1-C2-N2	-6.37	110.47	116.20

Continued on next page...

Continued from previous page...

Mol	Chain	Res	Type	Atoms	Z	Observed(°)	Ideal(°)
22	1K	9	A	N9-C4-C5	-6.37	103.25	105.80
26	1H	273(A)	G	C8-N9-C4	6.37	108.95	106.40
26	1H	688	U	N1-C2-O2	-6.37	118.34	122.80
26	1H	1955	U	O4'-C1'-N1	6.37	113.29	108.20
26	1H	2082	A	N1-C2-N3	6.37	132.49	129.30
26	14	686	G	C4-C5-N7	6.37	113.35	110.80
26	14	1786	A	N9-C1'-C2'	6.37	122.28	114.00
1	13	299	G	N1-C2-N2	-6.37	110.47	116.20
1	13	880	C	C5-C4-N4	-6.37	115.75	120.20
26	1H	382	G	N7-C8-N9	-6.37	109.92	113.10
26	1H	1639	U	OP2-P-O3'	6.37	119.21	105.20
1	1G	121	C	C2-N1-C1'	6.37	125.80	118.80
1	1G	257	G	N1-C6-O6	6.37	123.72	119.90
1	1G	668	G	N3-C2-N2	-6.37	115.44	119.90
26	14	678	C	C5-C6-N1	-6.37	117.82	121.00
26	14	1487	G	C8-N9-C4	-6.37	103.85	106.40
26	14	2473	U	N3-C2-O2	-6.37	117.74	122.20
26	14	1132	A	N1-C2-N3	6.36	132.48	129.30
26	14	1698	A	C5-C6-N1	-6.36	114.52	117.70
26	14	2026	C	C6-N1-C2	6.36	122.84	120.30
1	13	942	G	N3-C4-N9	6.36	129.82	126.00
26	1H	372	G	N1-C6-O6	-6.36	116.08	119.90
26	1H	2499	C	N1-C2-O2	-6.36	115.08	118.90
26	1H	1326	U	N3-C2-O2	-6.36	117.75	122.20
26	1H	2017	U	N3-C4-O4	6.36	123.85	119.40
26	14	1265	A	N1-C2-N3	6.36	132.48	129.30
26	14	1549	C	O5'-P-OP1	-6.36	99.97	105.70
26	1H	71	A	O4'-C1'-N9	-6.36	103.11	108.20
26	1H	860	U	N1-C2-N3	6.36	118.72	114.90
26	14	1772	G	OP1-P-OP2	6.36	129.13	119.60
26	1H	105	C	C6-N1-C2	-6.36	117.76	120.30
26	1H	141	A	C6-C5-N7	-6.36	127.85	132.30
26	1H	391	G	C2-N3-C4	-6.36	108.72	111.90
26	1H	1197	G	OP1-P-OP2	6.36	129.13	119.60
26	1H	1938	A	O5'-P-OP1	-6.36	99.98	105.70
26	14	698	C	C6-N1-C2	-6.36	117.76	120.30
26	1H	196	A	C4-C5-C6	6.35	120.18	117.00
26	1H	2391	G	C5-C6-O6	6.35	132.41	128.60
26	1H	2449	U	C4-C5-C6	6.35	123.51	119.70
26	14	752	A	C8-N9-C4	-6.35	103.26	105.80
26	14	1643	G	OP2-P-O3'	6.35	119.17	105.20
26	1H	256	A	C5-C6-N1	-6.35	114.53	117.70

Continued on next page...

Continued from previous page...

Mol	Chain	Res	Type	Atoms	Z	Observed(°)	Ideal(°)
26	1H	2073	C	OP2-P-O3'	6.35	119.17	105.20
26	14	2070	G	C2-N3-C4	-6.35	108.72	111.90
26	14	2262	U	OP1-P-OP2	-6.35	110.08	119.60
1	1G	1348	U	C5-C4-O4	6.35	129.71	125.90
1	13	1200	C	N1-C2-O2	6.34	122.71	118.90
26	1H	2042	A	O5'-P-OP2	-6.34	99.99	105.70
26	14	101	G	C2-N3-C4	6.34	115.07	111.90
1	1G	504	C	N1-C2-O2	-6.34	115.09	118.90
26	14	788	A	N1-C6-N6	6.34	122.41	118.60
26	1H	44	A	O5'-P-OP1	-6.34	99.99	105.70
26	1H	1790	C	N3-C4-N4	-6.34	113.56	118.00
26	1H	2676	C	C6-N1-C2	6.34	122.84	120.30
26	14	2038	G	OP1-P-OP2	-6.34	110.09	119.60
26	14	2087	G	C8-N9-C4	6.34	108.94	106.40
1	13	762	C	C6-N1-C2	6.34	122.83	120.30
26	1H	1981	A	C4-C5-C6	-6.34	113.83	117.00
1	1G	108	G	N9-C4-C5	-6.34	102.86	105.40
26	14	2542	A	C8-N9-C4	6.34	108.34	105.80
27	16	77	U	N1-C2-O2	-6.34	118.36	122.80
26	14	698	C	C4-C5-C6	6.34	120.57	117.40
26	14	2252	G	N1-C2-N2	-6.34	110.50	116.20
26	1H	764	A	C6-N1-C2	6.34	122.40	118.60
26	1H	2883	A	N1-C6-N6	-6.34	114.80	118.60
26	14	121	G	N9-C4-C5	-6.34	102.86	105.40
26	14	2581	G	N1-C2-N2	-6.34	110.50	116.20
26	1H	447	A	O5'-P-OP1	-6.33	100.00	105.70
26	1H	593	G	N1-C2-N2	-6.33	110.50	116.20
26	1H	948	G	N1-C6-O6	6.33	123.70	119.90
26	14	2326	C	N3-C4-C5	-6.33	119.37	121.90
26	14	2490	G	C8-N9-C4	-6.33	103.87	106.40
39	55	28	LEU	CA-CB-CG	6.33	129.87	115.30
1	13	536	C	O5'-P-OP2	-6.33	100.00	105.70
26	1H	74	A	O4'-C1'-N9	-6.33	103.14	108.20
26	1H	575	A	O5'-P-OP2	6.33	118.30	110.70
26	1H	921	G	N1-C2-N2	6.33	121.90	116.20
26	1H	2428	G	C5-C6-O6	6.33	132.40	128.60
26	14	836	G	C4-C5-N7	6.33	113.33	110.80
26	14	1107	G	C8-N9-C4	-6.33	103.87	106.40
1	13	580	U	C4-C5-C6	6.33	123.50	119.70
26	1H	2322	A	N1-C6-N6	-6.33	114.80	118.60
26	1H	2502	G	C6-N1-C2	-6.33	121.30	125.10
1	13	1432	G	C5-C6-O6	-6.33	124.80	128.60

Continued on next page...

Continued from previous page...

Mol	Chain	Res	Type	Atoms	Z	Observed(°)	Ideal(°)
26	1H	743	G	OP1-P-OP2	6.33	129.09	119.60
26	1H	2611	U	OP2-P-O3'	6.33	119.12	105.20
26	14	2277	G	C5-C6-O6	6.33	132.40	128.60
26	1H	1035	U	N3-C4-O4	-6.33	114.97	119.40
26	1H	1277	G	N7-C8-N9	-6.33	109.94	113.10
26	1H	1430	C	C5-C4-N4	6.33	124.63	120.20
26	1H	1649	G	C5-C6-O6	6.33	132.40	128.60
24	3L	3	G	N1-C6-O6	6.33	123.70	119.90
26	1H	1829	A	N1-C6-N6	-6.33	114.81	118.60
26	1H	2392	A	C6-C5-N7	-6.33	127.87	132.30
1	1G	503	C	N3-C2-O2	6.33	126.33	121.90
22	1K	75	C	N3-C2-O2	-6.32	117.47	121.90
26	1H	578	A	C8-N9-C4	-6.32	103.27	105.80
27	16	38	C	N1-C2-O2	-6.32	115.11	118.90
26	1H	955	C	C4-C5-C6	6.32	120.56	117.40
26	14	1790	C	C5-C6-N1	-6.32	117.84	121.00
26	1H	1513	C	C5-C6-N1	6.32	124.16	121.00
23	2L	27	G	C8-N9-C4	6.32	108.93	106.40
26	14	530	G	C5-N7-C8	-6.32	101.14	104.30
26	1H	915	C	N3-C2-O2	-6.32	117.48	121.90
26	1H	1445	C	C6-N1-C2	-6.32	117.77	120.30
26	14	1304	C	C4-C5-C6	-6.32	114.24	117.40
26	14	1344	G	C5-C6-O6	-6.32	124.81	128.60
26	14	1955	U	C5-C4-O4	6.32	129.69	125.90
26	14	1976	U	N3-C4-C5	-6.32	110.81	114.60
26	1H	470	A	C4-C5-N7	6.32	113.86	110.70
26	1H	539	G	N3-C4-N9	-6.32	122.21	126.00
26	1H	582	G	N1-C6-O6	6.32	123.69	119.90
26	1H	1780	A	N1-C2-N3	6.32	132.46	129.30
26	1H	2063	C	N3-C4-N4	6.32	122.42	118.00
26	14	2590	A	O5'-P-OP1	-6.32	100.01	105.70
26	1H	840	C	C2-N3-C4	-6.32	116.74	119.90
26	1H	1497	U	OP1-P-O3'	6.32	119.09	105.20
26	1H	2553	G	C6-N1-C2	-6.32	121.31	125.10
26	14	639	U	C5-C4-O4	6.32	129.69	125.90
26	1H	16	G	N1-C2-N3	6.31	127.69	123.90
26	1H	513	A	C6-N1-C2	-6.31	114.81	118.60
26	1H	530	G	C5-C6-O6	6.31	132.39	128.60
26	1H	576	U	C6-N1-C2	-6.31	117.21	121.00
24	3K	12	U	C5-C6-N1	6.31	125.86	122.70
26	1H	2443	C	N3-C4-N4	6.31	122.42	118.00
1	1G	317	G	N1-C6-O6	6.31	123.69	119.90

Continued on next page...

Continued from previous page...

Mol	Chain	Res	Type	Atoms	Z	Observed(°)	Ideal(°)
26	14	782	A	C6-N1-C2	-6.31	114.81	118.60
26	14	2337	G	N7-C8-N9	6.31	116.26	113.10
1	13	770	C	C6-N1-C2	6.31	122.83	120.30
26	1H	781	A	OP1-P-O3'	6.31	119.08	105.20
1	1G	1519	A	C8-N9-C4	-6.31	103.28	105.80
2	1E	187	LEU	CA-CB-CG	6.31	129.81	115.30
26	1H	1319	G	N7-C8-N9	6.31	116.25	113.10
26	1H	2701	C	N3-C4-C5	6.31	124.42	121.90
26	14	913	U	O5'-P-OP2	-6.31	100.02	105.70
26	14	2197	U	O5'-P-OP2	6.31	118.27	110.70
1	13	1524	C	N3-C4-N4	-6.31	113.58	118.00
22	1K	76	A	C5-C6-N6	-6.31	118.65	123.70
26	1H	1728	G	N9-C4-C5	-6.31	102.88	105.40
26	14	2635	C	C6-N1-C2	6.31	122.82	120.30
26	14	1951	U	N1-C2-O2	-6.31	118.39	122.80
26	1H	1402	C	O5'-P-OP1	-6.30	100.03	105.70
26	1H	1527	G	C4-C5-N7	-6.30	108.28	110.80
26	1H	1528	A	C5-N7-C8	-6.30	100.75	103.90
26	1H	1604	C	O5'-P-OP1	-6.30	100.03	105.70
26	1H	2412	A	C6-N1-C2	-6.30	114.82	118.60
26	1H	598	G	N9-C4-C5	6.30	107.92	105.40
26	1H	693	C	C5-C4-N4	6.30	124.61	120.20
26	1H	1813	G	N1-C6-O6	-6.30	116.12	119.90
26	1H	2416	C	N1-C2-O2	-6.30	115.12	118.90
26	14	1259	G	OP2-P-O3'	6.30	119.07	105.20
1	13	582	U	N3-C4-C5	6.30	118.38	114.60
26	1H	755	C	N3-C4-C5	-6.30	119.38	121.90
26	1H	1568	G	N3-C2-N2	-6.30	115.49	119.90
26	1H	1663	C	C6-N1-C2	6.30	122.82	120.30
1	1G	1259	C	C6-N1-C2	-6.30	117.78	120.30
26	14	793	A	C2-N3-C4	-6.30	107.45	110.60
26	14	1381	G	N1-C6-O6	6.30	123.68	119.90
26	1H	16	G	C4-C5-N7	-6.30	108.28	110.80
26	1H	663	G	N3-C4-C5	-6.30	125.45	128.60
26	14	2229	C	N1-C2-O2	-6.30	115.12	118.90
26	1H	1219	G	C4-C5-N7	6.30	113.32	110.80
26	1H	1604	C	C4-C5-C6	6.30	120.55	117.40
26	1H	2067	G	N1-C6-O6	-6.30	116.12	119.90
26	1H	2512	C	N1-C2-O2	-6.30	115.12	118.90
26	1H	2712	U	O4'-C1'-N1	6.30	113.24	108.20
26	14	530	G	N3-C2-N2	6.30	124.31	119.90
26	14	1807	G	C5-C6-N1	-6.30	108.35	111.50

Continued on next page...

Continued from previous page...

Mol	Chain	Res	Type	Atoms	Z	Observed(°)	Ideal(°)
26	14	1870	C	N1-C2-O2	6.30	122.68	118.90
1	13	855	G	OP1-P-OP2	6.29	129.04	119.60
26	1H	468	G	OP1-P-OP2	-6.29	110.16	119.60
26	1H	835	A	O5'-P-OP1	6.29	118.25	110.70
26	1H	1389	G	N1-C6-O6	-6.29	116.12	119.90
26	1H	880	G	C4-C5-N7	6.29	113.32	110.80
26	1H	1850	G	N7-C8-N9	6.29	116.25	113.10
26	1H	1948	G	C6-C5-N7	6.29	134.18	130.40
26	1H	2374	C	C5-C6-N1	-6.29	117.85	121.00
1	1G	784	C	C6-N1-C2	6.29	122.82	120.30
26	14	330	A	C5-C6-N1	-6.29	114.55	117.70
26	14	2497	A	N1-C6-N6	-6.29	114.82	118.60
26	1H	1502	C	C6-N1-C2	-6.29	117.78	120.30
26	1H	1799	G	N3-C4-N9	6.29	129.78	126.00
26	1H	2426	A	N7-C8-N9	6.29	116.94	113.80
29	11	39	LYS	C-N-CA	6.29	137.43	121.70
1	1G	783	C	C6-N1-C2	6.29	122.82	120.30
26	14	1626	G	C5-C6-O6	6.29	132.38	128.60
26	1H	300	A	O5'-P-OP2	-6.29	100.04	105.70
1	13	564	C	OP1-P-OP2	6.29	129.03	119.60
26	1H	792	G	C5-C6-O6	-6.29	124.83	128.60
26	1H	1124	C	OP1-P-OP2	6.29	129.03	119.60
26	1H	2276	G	N3-C4-C5	-6.29	125.46	128.60
26	1H	2573	C	C2-N1-C1'	6.29	125.72	118.80
27	16	14	U	C2-N3-C4	-6.29	123.23	127.00
26	1H	214	G	C8-N9-C4	-6.29	103.89	106.40
27	16	30	C	N3-C2-O2	-6.29	117.50	121.90
26	14	558	G	N7-C8-N9	-6.29	109.96	113.10
26	1H	467	G	C4-C5-N7	-6.29	108.29	110.80
26	1H	683	C	C2-N3-C4	-6.29	116.76	119.90
26	1H	904	C	C6-N1-C2	-6.29	117.79	120.30
23	2L	77	A	C4-C5-N7	6.29	113.84	110.70
26	14	140	A	C2-N3-C4	-6.29	107.46	110.60
26	14	259	G	N1-C6-O6	6.29	123.67	119.90
26	14	2581	G	C4-N9-C1'	6.29	134.67	126.50
26	1H	1336	A	C4-C5-C6	-6.28	113.86	117.00
26	1H	2311	A	N7-C8-N9	6.28	116.94	113.80
26	14	53	A	N1-C2-N3	6.28	132.44	129.30
26	14	298	G	C5-N7-C8	-6.28	101.16	104.30
26	14	725	G	C8-N9-C4	-6.28	103.89	106.40
26	14	749	C	C6-N1-C2	6.28	122.81	120.30
26	14	1025	G	C8-N9-C4	6.28	108.91	106.40

Continued on next page...

Continued from previous page...

Mol	Chain	Res	Type	Atoms	Z	Observed(°)	Ideal(°)
26	1H	648	G	C4-C5-N7	-6.28	108.29	110.80
26	1H	2280	G	N3-C2-N2	-6.28	115.50	119.90
26	1H	629	G	C8-N9-C4	6.28	108.91	106.40
26	1H	1497	U	N3-C4-O4	6.28	123.80	119.40
26	1H	1800	C	N3-C4-C5	-6.28	119.39	121.90
27	16	81	G	C8-N9-C4	-6.28	103.89	106.40
26	14	494	G	N3-C4-C5	6.28	131.74	128.60
26	1H	470	A	C5-C6-N6	-6.28	118.68	123.70
26	14	2581	G	N1-C2-N3	6.28	127.67	123.90
1	13	584	G	C4-C5-N7	-6.28	108.29	110.80
24	3K	76	A	O4'-C1'-N9	6.28	113.22	108.20
26	1H	395	U	N1-C2-O2	6.28	127.19	122.80
26	14	1801	G	N1-C6-O6	6.28	123.67	119.90
26	14	2443	C	C4-C5-C6	6.28	120.54	117.40
26	1H	756	C	N3-C4-N4	6.28	122.39	118.00
26	1H	1427	A	C6-N1-C2	-6.28	114.83	118.60
26	1H	1776	G	N9-C4-C5	-6.28	102.89	105.40
26	1H	2406	U	O4'-C1'-N1	-6.28	103.18	108.20
26	1H	2779	U	C5-C4-O4	6.28	129.66	125.90
26	14	922	U	O5'-P-OP1	-6.28	100.05	105.70
26	1H	633	A	N1-C6-N6	6.27	122.36	118.60
26	1H	793	A	C8-N9-C4	6.27	108.31	105.80
26	1H	1698	A	C4-C5-N7	6.27	113.84	110.70
1	1G	968	A	N1-C6-N6	6.27	122.36	118.60
26	14	121	G	C6-N1-C2	-6.27	121.34	125.10
26	14	1332	G	C8-N9-C4	-6.27	103.89	106.40
26	14	2307	G	C8-N9-C4	-6.27	103.89	106.40
26	1H	53	A	OP1-P-O3'	6.27	119.00	105.20
26	1H	1966	A	N7-C8-N9	-6.27	110.66	113.80
26	1H	1971	A	C5-C6-N6	-6.27	118.68	123.70
1	1G	1487	G	N3-C2-N2	-6.27	115.51	119.90
26	14	664	C	C5-C6-N1	-6.27	117.86	121.00
26	14	828	U	C5-C4-O4	6.27	129.66	125.90
26	14	1071	G	C4-N9-C1'	6.27	134.66	126.50
1	13	974	A	O4'-C1'-N9	6.27	113.22	108.20
26	1H	1316	U	C5-C4-O4	6.27	129.66	125.90
26	1H	2054	A	C5-C6-N6	-6.27	118.68	123.70
26	14	749	C	N1-C2-O2	6.27	122.66	118.90
26	14	933	A	C4-C5-N7	6.27	113.84	110.70
1	13	10	A	N1-C6-N6	-6.27	114.84	118.60
26	1H	186	G	C8-N9-C4	6.27	108.91	106.40
26	1H	2299	G	C4-C5-N7	6.27	113.31	110.80

Continued on next page...

Continued from previous page...

Mol	Chain	Res	Type	Atoms	Z	Observed(°)	Ideal(°)
1	1G	1416	G	O5'-P-OP2	-6.27	100.06	105.70
26	14	500	G	C8-N9-C4	6.27	108.91	106.40
26	14	1663	C	N1-C2-O2	-6.27	115.14	118.90
26	1H	913	U	O5'-P-OP2	-6.27	100.06	105.70
26	1H	2311	A	O4'-C1'-N9	6.27	113.21	108.20
26	14	1966	A	N9-C4-C5	6.27	108.31	105.80
26	14	2067	G	O5'-P-OP1	-6.27	100.06	105.70
26	1H	1122	G	N1-C6-O6	6.27	123.66	119.90
26	1H	1792	G	N1-C6-O6	-6.27	116.14	119.90
26	1H	745	G	C6-C5-N7	-6.26	126.64	130.40
26	14	208	C	N3-C4-C5	6.26	124.41	121.90
26	14	2377	A	N7-C8-N9	-6.26	110.67	113.80
26	1H	215	G	N9-C4-C5	-6.26	102.89	105.40
26	1H	527	C	C6-N1-C2	6.26	122.81	120.30
26	1H	1830	C	N1-C2-O2	-6.26	115.14	118.90
26	14	621	A	N3-C4-C5	6.26	131.18	126.80
26	14	1528	A	N7-C8-N9	6.26	116.93	113.80
26	14	1935	G	C8-N9-C4	-6.26	103.89	106.40
26	14	2241	A	C8-N9-C4	6.26	108.30	105.80
26	14	2256	G	O5'-P-OP2	-6.26	100.06	105.70
26	14	2374	C	C2-N3-C4	-6.26	116.77	119.90
23	2K	25	U	N3-C4-O4	-6.26	115.02	119.40
26	1H	723	G	N7-C8-N9	-6.26	109.97	113.10
26	1H	1899	G	N1-C6-O6	6.26	123.66	119.90
26	14	845	G	C4-N9-C1'	6.26	134.64	126.50
26	14	1861	G	N1-C6-O6	6.26	123.66	119.90
26	1H	46	C	C4-C5-C6	6.26	120.53	117.40
26	1H	805	G	C6-C5-N7	-6.26	126.64	130.40
26	1H	1520	U	N1-C2-N3	6.26	118.66	114.90
26	1H	420	C	N3-C4-C5	6.26	124.40	121.90
26	1H	1188	U	C5-C6-N1	-6.26	119.57	122.70
27	16	37	C	C6-N1-C2	6.25	122.80	120.30
1	13	345	C	C6-N1-C1'	-6.25	113.30	120.80
1	13	481	G	C6-C5-N7	-6.25	126.65	130.40
1	13	1215	G	N3-C4-C5	6.25	131.73	128.60
26	1H	973	A	N3-C4-C5	6.25	131.18	126.80
26	1H	1924	C	C5-C6-N1	-6.25	117.87	121.00
26	1H	2704	C	C5-C6-N1	-6.25	117.87	121.00
1	1G	1139	G	C8-N9-C4	6.25	108.90	106.40
26	1H	1189	A	C5-C6-N6	-6.25	118.70	123.70
26	14	652	C	N1-C2-O2	-6.25	115.15	118.90
1	13	50	A	P-O3'-C3'	6.25	127.20	119.70

Continued on next page...

Continued from previous page...

Mol	Chain	Res	Type	Atoms	Z	Observed(°)	Ideal(°)
26	1H	823	G	N1-C2-N3	6.25	127.65	123.90
26	1H	950	G	N1-C6-O6	-6.25	116.15	119.90
26	1H	1438	U	C6-N1-C2	-6.25	117.25	121.00
1	1G	1502	A	C5-C6-N1	-6.25	114.58	117.70
26	14	2755	C	C6-N1-C2	-6.25	117.80	120.30
27	1J	81	G	C2-N3-C4	-6.25	108.78	111.90
1	13	27	G	N1-C6-O6	-6.25	116.15	119.90
26	1H	1136	G	N3-C2-N2	-6.25	115.53	119.90
24	3L	76	A	O4'-C1'-N9	6.25	113.20	108.20
26	14	236	C	N3-C4-C5	6.25	124.40	121.90
26	1H	30	G	N3-C4-N9	6.24	129.75	126.00
26	1H	1609	A	OP1-P-O3'	6.24	118.94	105.20
26	1H	2056	G	N3-C2-N2	-6.24	115.53	119.90
26	14	1333	C	O5'-P-OP1	6.24	118.19	110.70
26	14	1812	A	OP1-P-OP2	6.24	128.97	119.60
26	14	2023	G	C5-N7-C8	-6.24	101.18	104.30
1	1G	587	G	N1-C6-O6	6.24	123.64	119.90
26	14	1915	U	N3-C2-O2	-6.24	117.83	122.20
1	13	953	G	N3-C4-C5	-6.24	125.48	128.60
26	1H	1250	G	C2-N3-C4	6.24	115.02	111.90
1	1G	180	U	C5-C6-N1	6.24	125.82	122.70
26	14	184	C	C2-N3-C4	-6.24	116.78	119.90
26	14	1370	C	C6-N1-C2	6.24	122.80	120.30
26	14	1893	C	C6-N1-C2	-6.24	117.80	120.30
26	1H	788	A	C8-N9-C4	6.24	108.30	105.80
26	1H	1602	U	N1-C2-N3	6.24	118.64	114.90
26	1H	1641	A	OP1-P-O3'	6.24	118.93	105.20
26	1H	1764	G	N1-C6-O6	-6.24	116.16	119.90
26	1H	2328	A	C8-N9-C4	6.24	108.30	105.80
26	1H	318	C	OP1-P-O3'	6.24	118.92	105.20
26	1H	862	G	N3-C4-N9	6.24	129.74	126.00
1	1G	392	G	N1-C6-O6	6.24	123.64	119.90
1	13	853	G	C8-N9-C4	6.24	108.89	106.40
26	1H	576	U	OP2-P-O3'	6.24	118.92	105.20
26	1H	2006	C	N1-C2-O2	-6.24	115.16	118.90
26	1H	2387	U	N1-C2-O2	-6.24	118.44	122.80
4	32	196	LEU	CB-CG-CD1	6.24	121.60	111.00
26	14	190	A	C4-C5-N7	6.24	113.82	110.70
26	14	1805	U	N3-C2-O2	-6.24	117.84	122.20
26	1H	310	A	C8-N9-C4	6.23	108.29	105.80
26	14	566	U	N3-C4-C5	6.23	118.34	114.60
26	1H	990	A	O5'-P-OP1	-6.23	100.09	105.70

Continued on next page...

Continued from previous page...

Mol	Chain	Res	Type	Atoms	Z	Observed(°)	Ideal(°)
26	1H	1653	G	OP1-P-OP2	6.23	128.95	119.60
26	1H	1819	A	O5'-P-OP1	-6.23	100.09	105.70
26	1H	2640	G	OP1-P-OP2	6.23	128.95	119.60
26	1H	2644	G	C5-C6-N1	-6.23	108.38	111.50
27	16	5	C	C6-N1-C2	6.23	122.79	120.30
24	3L	3	G	C6-C5-N7	-6.23	126.66	130.40
26	14	649	G	C2-N3-C4	6.23	115.02	111.90
26	14	828	U	C4-C5-C6	6.23	123.44	119.70
1	13	843	U	N3-C2-O2	-6.23	117.84	122.20
1	13	1049	U	C2-N1-C1'	-6.23	110.22	117.70
26	1H	1411	C	O5'-P-OP2	-6.23	100.09	105.70
26	1H	2057	A	C8-N9-C4	6.23	108.29	105.80
26	1H	2336	A	C2-N3-C4	6.23	113.72	110.60
26	1H	813	U	C4-C5-C6	6.23	123.44	119.70
26	14	1416	G	C8-N9-C4	6.23	108.89	106.40
26	14	2429	G	OP2-P-O3'	6.23	118.91	105.20
1	13	584	G	C6-N1-C2	-6.23	121.36	125.10
26	1H	389	G	C2-N3-C4	-6.23	108.79	111.90
26	14	2251	G	C8-N9-C1'	-6.23	118.90	127.00
26	1H	1342	A	C4-C5-N7	6.23	113.81	110.70
26	1H	1936	A	N1-C6-N6	6.23	122.34	118.60
26	1H	1445	C	C5-C6-N1	6.22	124.11	121.00
26	1H	2402	C	C6-N1-C2	-6.22	117.81	120.30
26	14	1999	C	OP2-P-O3'	6.22	118.89	105.20
26	1H	798	G	C8-N9-C4	6.22	108.89	106.40
26	1H	837	C	N3-C4-C5	6.22	124.39	121.90
26	1H	2437	U	OP1-P-OP2	6.22	128.93	119.60
26	1H	1621	U	C5-C4-O4	-6.22	122.17	125.90
26	1H	137(A)	G	C5-C6-O6	-6.22	124.87	128.60
6	52	14	LEU	CB-CG-CD2	6.22	121.58	111.00
26	14	2070	G	C5-C6-O6	6.22	132.33	128.60
26	1H	82	G	N9-C4-C5	6.22	107.89	105.40
26	14	1022	G	P-O3'-C3'	6.22	127.16	119.70
26	14	1313	U	C2-N1-C1'	6.22	125.16	117.70
26	1H	195	A	N9-C4-C5	-6.22	103.31	105.80
26	1H	248	G	C5-C6-O6	-6.22	124.87	128.60
26	1H	928	G	N1-C6-O6	6.22	123.63	119.90
1	13	611	A	N1-C6-N6	6.21	122.33	118.60
26	1H	130	C	C6-N1-C1'	-6.21	113.34	120.80
26	1H	2506	U	N1-C2-N3	-6.21	111.17	114.90
1	1G	932	C	N1-C2-O2	6.21	122.63	118.90
26	14	1021	A	N1-C2-N3	6.21	132.41	129.30

Continued on next page...

Continued from previous page...

Mol	Chain	Res	Type	Atoms	Z	Observed(°)	Ideal(°)
26	14	1831	G	C6-C5-N7	-6.21	126.67	130.40
1	13	452	A	C8-N9-C4	6.21	108.28	105.80
26	1H	176	G	C2-N3-C4	-6.21	108.79	111.90
26	1H	2028	U	N3-C4-C5	-6.21	110.87	114.60
26	1H	2492	U	N3-C2-O2	-6.21	117.85	122.20
26	1H	2599	G	C5-C6-O6	6.21	132.33	128.60
1	1G	328	C	N3-C2-O2	-6.21	117.55	121.90
26	14	2499	C	C6-N1-C2	-6.21	117.82	120.30
1	13	326	G	C5-C6-O6	6.21	132.33	128.60
26	1H	247	G	N3-C2-N2	6.21	124.25	119.90
26	1H	1689	A	N9-C4-C5	6.21	108.28	105.80
23	2L	44	A	C5-C6-N1	6.21	120.81	117.70
26	14	491	G	C2-N3-C4	-6.21	108.80	111.90
26	1H	1274	A	N7-C8-N9	6.21	116.90	113.80
26	14	1779	U	C5-C4-O4	-6.21	122.17	125.90
1	13	689	C	C6-N1-C2	-6.21	117.82	120.30
22	1K	61	C	C2-N1-C1'	6.21	125.63	118.80
26	1H	589	C	OP1-P-OP2	6.21	128.91	119.60
1	1G	1128	C	C2-N1-C1'	6.21	125.63	118.80
1	1G	1357	A	N7-C8-N9	6.21	116.90	113.80
26	14	2392	A	C5-N7-C8	-6.21	100.80	103.90
27	16	5	C	N3-C4-C5	6.21	124.38	121.90
1	1G	1486	G	C8-N9-C4	6.21	108.88	106.40
26	14	2726	U	N3-C4-O4	-6.21	115.06	119.40
1	13	744	C	N1-C2-O2	-6.20	115.18	118.90
26	1H	700	G	N7-C8-N9	6.20	116.20	113.10
26	1H	815	C	OP2-P-O3'	6.20	118.85	105.20
1	1G	489	C	C6-N1-C2	6.20	122.78	120.30
20	BA	84	LEU	CA-CB-CG	6.20	129.57	115.30
26	1H	866	A	O4'-C1'-N9	-6.20	103.24	108.20
26	1H	1837	C	N1-C2-O2	6.20	122.62	118.90
26	1H	2042	A	C5-C6-N6	6.20	128.66	123.70
26	14	50	U	C5-C6-N1	-6.20	119.60	122.70
26	14	1678	G	C8-N9-C4	-6.20	103.92	106.40
26	14	236	C	C6-N1-C2	6.20	122.78	120.30
26	14	565	C	C6-N1-C1'	-6.20	113.36	120.80
26	14	2035	G	N7-C8-N9	-6.20	110.00	113.10
26	1H	1160	G	C5-N7-C8	-6.20	101.20	104.30
26	1H	2304	G	N1-C6-O6	6.20	123.62	119.90
26	1H	2440	C	O5'-P-OP2	-6.20	100.12	105.70
1	1G	687	A	P-O3'-C3'	6.20	127.14	119.70
1	1G	1415	G	C2-N3-C4	-6.20	108.80	111.90

Continued on next page...

Continued from previous page...

Mol	Chain	Res	Type	Atoms	Z	Observed(°)	Ideal(°)
26	1H	1303	G	C8-N9-C4	-6.20	103.92	106.40
26	1H	2599	G	N1-C2-N2	-6.20	110.62	116.20
1	13	238	G	N7-C8-N9	-6.20	110.00	113.10
1	13	1455	G	C8-N9-C4	6.20	108.88	106.40
26	1H	1694	C	N3-C4-N4	6.20	122.34	118.00
26	1H	1967	C	OP1-P-OP2	6.20	128.89	119.60
26	1H	2029	G	C5-C6-N1	-6.20	108.40	111.50
26	14	2069	G	OP1-P-OP2	6.20	128.89	119.60
1	13	888	G	N1-C6-O6	6.19	123.62	119.90
26	1H	692	C	N3-C2-O2	-6.19	117.56	121.90
26	14	2292	C	C6-N1-C2	6.19	122.78	120.30
24	3K	2	G	C4-N9-C1'	6.19	134.55	126.50
26	1H	745	G	C8-N9-C1'	-6.19	118.95	127.00
26	1H	946	G	C5-C6-O6	6.19	132.31	128.60
26	1H	1193	G	O5'-P-OP2	-6.19	100.13	105.70
26	1H	2012	G	C8-N9-C4	6.19	108.88	106.40
26	1H	2016	U	C5-C6-N1	-6.19	119.60	122.70
1	1G	186(D)	C	C6-N1-C2	6.19	122.78	120.30
24	3L	1	G	N3-C4-C5	-6.19	125.50	128.60
26	14	897	C	N1-C2-O2	6.19	122.62	118.90
26	14	2006	C	N3-C2-O2	6.19	126.23	121.90
1	13	1513	A	N1-C6-N6	6.19	122.31	118.60
26	1H	141	A	C2-N3-C4	-6.19	107.50	110.60
26	1H	217	G	O5'-P-OP1	-6.19	100.13	105.70
26	1H	917	A	C6-C5-N7	-6.19	127.97	132.30
26	14	470	A	N9-C4-C5	-6.19	103.32	105.80
26	14	2238	G	C6-C5-N7	6.19	134.11	130.40
26	14	2442	C	C2-N3-C4	-6.19	116.81	119.90
26	1H	239	U	C5-C6-N1	-6.19	119.61	122.70
26	1H	1653	G	N3-C2-N2	6.19	124.23	119.90
26	1H	2562	U	N3-C4-O4	-6.19	115.07	119.40
26	14	489	G	C6-C5-N7	-6.19	126.69	130.40
26	14	1623	G	O5'-P-OP1	-6.19	100.13	105.70
26	1H	2266	A	C6-N1-C2	-6.19	114.89	118.60
1	1G	1126	U	C6-N1-C2	6.19	124.71	121.00
26	14	121	G	C4-C5-N7	6.19	113.28	110.80
26	14	1646	C	O4'-C1'-N1	6.19	113.15	108.20
26	14	2591	C	C5-C4-N4	-6.19	115.87	120.20
26	1H	609	A	C2-N3-C4	-6.19	107.51	110.60
26	1H	1261	C	C5-C4-N4	-6.19	115.87	120.20
26	1H	1599	C	C5-C6-N1	-6.19	117.91	121.00
26	1H	845	G	N3-C4-N9	-6.18	122.29	126.00

Continued on next page...

Continued from previous page...

Mol	Chain	Res	Type	Atoms	Z	Observed(°)	Ideal(°)
1	1G	249	U	C5-C6-N1	-6.18	119.61	122.70
26	14	36	G	C8-N9-C4	-6.18	103.93	106.40
26	14	1773	A	N1-C6-N6	-6.18	114.89	118.60
26	14	2062	A	N1-C6-N6	6.18	122.31	118.60
24	3K	71	C	C6-N1-C2	-6.18	117.83	120.30
26	1H	1255	U	N3-C4-O4	6.18	123.73	119.40
26	1H	1790	C	N3-C4-C5	6.18	124.37	121.90
26	1H	1957	C	C2-N1-C1'	-6.18	112.00	118.80
26	1H	123	G	N3-C2-N2	-6.18	115.57	119.90
26	1H	942	G	C5-C6-O6	-6.18	124.89	128.60
26	1H	1248	G	C5-C6-N1	-6.18	108.41	111.50
26	1H	2509	G	C5-C6-O6	6.18	132.31	128.60
26	1H	68	G	OP1-P-O3'	6.18	118.80	105.20
26	1H	1225	C	C6-N1-C2	6.18	122.77	120.30
26	14	2392	A	C6-C5-N7	-6.18	127.97	132.30
27	1J	89	G	O5'-P-OP2	-6.18	100.14	105.70
26	1H	621	A	N3-C4-N9	-6.18	122.46	127.40
1	13	1519	A	N1-C6-N6	-6.18	114.89	118.60
26	1H	1957	C	C5-C4-N4	6.18	124.52	120.20
26	1H	2429	G	C4-C5-N7	-6.18	108.33	110.80
27	16	116	G	C5-C6-O6	-6.18	124.89	128.60
26	14	870	A	C8-N9-C4	6.18	108.27	105.80
26	14	2070	G	OP2-P-O3'	6.18	118.79	105.20
26	14	2500	U	N3-C4-O4	-6.18	115.08	119.40
26	14	2580	U	C5-C4-O4	-6.18	122.19	125.90
26	1H	1597	A	O4'-C1'-N9	6.17	113.14	108.20
26	1H	1905	C	C6-N1-C2	-6.17	117.83	120.30
26	1H	2394	C	O5'-P-OP2	-6.17	100.14	105.70
26	1H	2558	C	N1-C2-O2	-6.17	115.20	118.90
26	14	1914	C	C5-C6-N1	6.17	124.09	121.00
26	14	1965	C	N3-C4-C5	6.17	124.37	121.90
26	14	21	A	N1-C2-N3	6.17	132.39	129.30
26	14	74	A	C4-C5-C6	6.17	120.09	117.00
26	1H	52	A	C2-N3-C4	6.17	113.69	110.60
26	1H	1836	C	C6-N1-C2	-6.17	117.83	120.30
26	1H	2553	G	C5-C6-O6	6.17	132.30	128.60
26	14	598	G	C5-C6-O6	-6.17	124.90	128.60
26	14	1251	C	OP1-P-OP2	6.17	128.85	119.60
1	13	222	U	C5-C6-N1	6.17	125.78	122.70
1	13	867	G	N3-C4-C5	-6.17	125.52	128.60
26	1H	1693	U	N3-C2-O2	-6.17	117.88	122.20
1	1G	449	C	N3-C2-O2	-6.17	117.58	121.90

Continued on next page...

Continued from previous page...

Mol	Chain	Res	Type	Atoms	Z	Observed(°)	Ideal(°)
26	1H	787	U	C2-N3-C4	-6.17	123.30	127.00
26	1H	1647	G	C5-C6-O6	6.17	132.30	128.60
26	1H	2552	U	N1-C2-N3	6.17	118.60	114.90
26	14	195	A	C4-C5-C6	6.17	120.08	117.00
26	14	1762	A	OP2-P-O3'	6.17	118.76	105.20
26	1H	1902	C	N3-C4-N4	-6.16	113.69	118.00
26	1H	2052	G	O5'-P-OP1	-6.16	100.15	105.70
26	1H	2502	G	C2-N3-C4	6.16	114.98	111.90
26	14	297	C	N3-C4-C5	-6.16	119.44	121.90
26	1H	220	G	C5-C6-N1	-6.16	108.42	111.50
26	14	2283	C	C2-N1-C1'	6.16	125.58	118.80
26	1H	566	U	C6-N1-C2	6.16	124.70	121.00
26	1H	1423	G	N3-C2-N2	6.16	124.21	119.90
26	1H	1443	G	C2-N3-C4	-6.16	108.82	111.90
1	1G	1274	G	C8-N9-C4	-6.16	103.94	106.40
26	14	806	C	C6-N1-C2	6.16	122.76	120.30
26	14	1325	G	O5'-P-OP2	-6.16	100.16	105.70
26	14	1757	U	C5-C4-O4	6.16	129.60	125.90
26	14	2583	G	N9-C4-C5	6.16	107.86	105.40
26	14	2688	U	N3-C4-O4	-6.16	115.09	119.40
1	13	896	C	C2-N3-C4	-6.16	116.82	119.90
26	1H	16	G	O5'-P-OP2	-6.16	100.16	105.70
26	1H	762	U	N1-C2-O2	6.16	127.11	122.80
26	1H	1624	G	C6-N1-C2	-6.16	121.41	125.10
23	2L	27	G	N9-C4-C5	-6.16	102.94	105.40
26	1H	2337	G	C8-N9-C4	-6.16	103.94	106.40
26	1H	767	U	O5'-P-OP1	-6.16	100.16	105.70
26	1H	947	G	C5-C6-O6	-6.16	124.91	128.60
26	1H	978	G	C5-C6-O6	6.16	132.29	128.60
26	1H	1321	A	N7-C8-N9	-6.16	110.72	113.80
26	1H	1999	C	C5-C6-N1	-6.16	117.92	121.00
26	1H	2432	A	C5-C6-N6	6.16	128.62	123.70
1	1G	328	C	N1-C2-O2	6.16	122.59	118.90
1	13	419	C	N1-C2-O2	6.15	122.59	118.90
26	1H	70	G	P-O3'-C3'	6.15	127.08	119.70
1	13	1108	G	C4-C5-N7	-6.15	108.34	110.80
26	1H	1440	G	OP1-P-O3'	6.15	118.74	105.20
26	1H	693	C	O5'-P-OP2	-6.15	100.16	105.70
1	1G	1519	A	N9-C4-C5	6.15	108.26	105.80
1	13	1400	C	C4-C5-C6	-6.15	114.33	117.40
1	13	1517	G	C8-N9-C4	6.15	108.86	106.40
26	1H	608	A	O5'-P-OP1	6.15	118.08	110.70

Continued on next page...

Continued from previous page...

Mol	Chain	Res	Type	Atoms	Z	Observed(°)	Ideal(°)
26	1H	917	A	N3-C4-C5	6.15	131.10	126.80
26	14	1037	G	N1-C6-O6	6.15	123.59	119.90
26	14	2688	U	C5-C6-N1	-6.15	119.63	122.70
26	1H	238	C	N1-C2-N3	6.15	123.50	119.20
26	1H	813	U	OP1-P-OP2	6.15	128.82	119.60
26	14	2518	A	N9-C4-C5	-6.15	103.34	105.80
1	13	345	C	N3-C2-O2	-6.14	117.60	121.90
1	13	513	C	N3-C4-C5	6.14	124.36	121.90
26	1H	134	C	C4-C5-C6	6.14	120.47	117.40
26	1H	335	C	C5-C6-N1	6.14	124.07	121.00
26	1H	1286	A	C6-N1-C2	-6.14	114.91	118.60
26	1H	2444	G	C8-N9-C4	-6.14	103.94	106.40
26	1H	2447	G	C6-C5-N7	-6.14	126.71	130.40
26	14	2083	G	C6-C5-N7	-6.14	126.71	130.40
26	1H	85	G	O5'-P-OP1	6.14	118.07	110.70
26	1H	690	G	N3-C4-N9	6.14	129.69	126.00
26	1H	1310	G	O5'-P-OP1	-6.14	100.17	105.70
26	1H	1606	G	N7-C8-N9	-6.14	110.03	113.10
26	1H	2711	A	C8-N9-C4	6.14	108.26	105.80
26	14	2772	C	C6-N1-C2	-6.14	117.84	120.30
26	1H	1672	C	C6-N1-C2	6.14	122.76	120.30
26	1H	1786	A	N3-C4-C5	6.14	131.10	126.80
26	1H	463	G	N1-C2-N2	-6.14	110.67	116.20
26	1H	970	C	N3-C4-C5	-6.14	119.44	121.90
26	1H	1398	C	OP2-P-O3'	6.14	118.71	105.20
26	1H	2337	G	O5'-P-OP1	6.14	118.07	110.70
1	1G	974	A	O4'-C1'-N9	6.14	113.11	108.20
26	14	48	G	N9-C4-C5	6.14	107.86	105.40
26	1H	1026	U	C2-N1-C1'	-6.14	110.33	117.70
26	14	1661	G	C5-C6-N1	6.14	114.57	111.50
26	1H	1275	A	N1-C2-N3	6.14	132.37	129.30
26	1H	1914	C	N3-C4-N4	6.14	122.30	118.00
26	14	1562	A	C8-N9-C4	6.14	108.25	105.80
1	13	924	C	N1-C2-O2	-6.13	115.22	118.90
26	1H	664	C	N1-C2-O2	-6.13	115.22	118.90
26	14	415	A	O5'-P-OP2	-6.13	100.18	105.70
26	14	1616	A	N3-C4-N9	-6.13	122.49	127.40
26	1H	1440	G	C4-C5-N7	-6.13	108.35	110.80
1	13	108	G	N9-C4-C5	-6.13	102.95	105.40
26	1H	107	C	C5-C4-N4	-6.13	115.91	120.20
26	1H	114	U	OP1-P-O3'	6.13	118.69	105.20
26	14	811	U	C5-C4-O4	6.13	129.58	125.90

Continued on next page...

Continued from previous page...

Mol	Chain	Res	Type	Atoms	Z	Observed(°)	Ideal(°)
26	1H	702	G	O5'-P-OP2	-6.13	100.18	105.70
26	1H	762	U	C6-N1-C1'	-6.13	112.62	121.20
26	1H	627	A	N7-C8-N9	-6.13	110.73	113.80
26	1H	1031	G	N1-C6-O6	-6.13	116.22	119.90
26	1H	1681	G	C4-C5-N7	6.13	113.25	110.80
26	1H	1994	C	OP1-P-OP2	-6.13	110.41	119.60
26	1H	2503	A	OP1-P-OP2	-6.13	110.41	119.60
26	14	453	C	C5-C6-N1	-6.13	117.94	121.00
26	14	832	G	C8-N9-C4	-6.13	103.95	106.40
26	1H	659	C	C2-N3-C4	-6.13	116.84	119.90
26	1H	766	C	N3-C2-O2	6.13	126.19	121.90
26	1H	2782	G	N1-C6-O6	6.13	123.58	119.90
26	14	189	G	C5-C6-O6	-6.13	124.92	128.60
26	14	2313	C	N3-C4-C5	-6.13	119.45	121.90
26	1H	1920	C	C6-N1-C2	6.12	122.75	120.30
1	1G	1487	G	N1-C6-O6	6.12	123.58	119.90
26	14	447	A	O4'-C1'-N9	-6.12	103.30	108.20
1	13	266	G	C4-C5-N7	6.12	113.25	110.80
1	13	872	A	C6-N1-C2	6.12	122.27	118.60
25	4K	18	G	C4-C5-N7	-6.12	108.35	110.80
26	1H	829	A	N1-C6-N6	6.12	122.27	118.60
26	1H	2008	C	O5'-P-OP2	-6.12	100.19	105.70
26	14	247	G	N3-C4-C5	6.12	131.66	128.60
26	14	2067	G	N3-C4-C5	-6.12	125.54	128.60
26	1H	1204	A	C4-C5-N7	6.12	113.76	110.70
26	1H	2271	G	N1-C6-O6	6.12	123.57	119.90
23	2L	6	G	C8-N9-C4	6.12	108.85	106.40
26	14	678	C	C2-N3-C4	-6.12	116.84	119.90
26	14	1964	G	N1-C2-N2	-6.12	110.69	116.20
26	14	2164	C	N1-C2-O2	6.12	122.57	118.90
26	14	2461	C	C6-N1-C2	6.12	122.75	120.30
26	14	2607	G	N3-C4-N9	6.12	129.67	126.00
27	1J	98	G	N9-C4-C5	-6.12	102.95	105.40
26	1H	299	A	OP2-P-O3'	6.12	118.66	105.20
26	1H	142	G	N1-C6-O6	6.12	123.57	119.90
26	1H	1236	G	C2-N3-C4	-6.12	108.84	111.90
1	1G	911	U	O5'-P-OP2	-6.12	100.19	105.70
26	14	1690	A	OP1-P-OP2	-6.12	110.42	119.60
26	1H	46	C	N3-C2-O2	-6.12	117.62	121.90
26	1H	675	A	C8-N9-C4	6.12	108.25	105.80
26	14	1162	G	O5'-P-OP1	-6.12	100.19	105.70
26	14	1831	G	N9-C4-C5	-6.12	102.95	105.40

Continued on next page...

Continued from previous page...

Mol	Chain	Res	Type	Atoms	Z	Observed(°)	Ideal(°)
1	13	303	A	C2-N3-C4	6.12	113.66	110.60
1	13	1227	A	C5-C6-N1	-6.12	114.64	117.70
26	1H	1303	G	N1-C6-O6	-6.12	116.23	119.90
26	1H	2052	G	OP2-P-O3'	6.12	118.66	105.20
26	1H	587	C	C5-C6-N1	-6.11	117.94	121.00
26	14	774	A	C4-C5-N7	6.11	113.76	110.70
26	14	1671	U	N3-C2-O2	6.11	126.48	122.20
26	14	2697	G	C2-N3-C4	-6.11	108.84	111.90
1	13	721	G	N3-C4-N9	6.11	129.67	126.00
26	14	510	C	N3-C4-C5	-6.11	119.45	121.90
26	14	1762	A	C2-N3-C4	-6.11	107.54	110.60
26	1H	382	G	N9-C4-C5	-6.11	102.95	105.40
26	1H	1397	U	N1-C2-O2	6.11	127.08	122.80
26	1H	1558	A	N1-C2-N3	6.11	132.36	129.30
26	1H	1616	A	OP1-P-O3'	6.11	118.64	105.20
26	1H	2246	G	O5'-P-OP1	-6.11	100.20	105.70
26	14	1754	C	N1-C2-O2	6.11	122.57	118.90
26	1H	1387	C	C6-N1-C2	-6.11	117.86	120.30
23	2K	62	C	O5'-P-OP2	-6.11	100.20	105.70
26	1H	1816	G	OP2-P-O3'	6.11	118.63	105.20
26	1H	2006	C	N3-C4-C5	6.11	124.34	121.90
26	1H	2605	U	N3-C2-O2	-6.11	117.92	122.20
22	1L	74	C	N3-C4-N4	6.11	122.28	118.00
26	14	575	A	C5-C6-N6	-6.11	118.81	123.70
26	14	1889	A	C8-N9-C4	-6.11	103.36	105.80
26	14	2044	C	O5'-P-OP1	-6.11	100.20	105.70
26	14	2726	U	C5-C6-N1	-6.11	119.65	122.70
1	13	578	C	N3-C4-C5	-6.11	119.46	121.90
26	1H	470	A	N1-C6-N6	6.11	122.26	118.60
26	1H	1404	C	OP1-P-OP2	6.11	128.76	119.60
26	1H	2501	C	C2-N1-C1'	-6.11	112.08	118.80
26	14	750	A	C5-N7-C8	-6.11	100.85	103.90
26	1H	2640	G	C5-C6-N1	-6.10	108.45	111.50
26	14	362	U	N3-C2-O2	-6.10	117.93	122.20
26	1H	1549	C	N1-C2-O2	6.10	122.56	118.90
26	1H	2533	A	N7-C8-N9	-6.10	110.75	113.80
26	14	460	A	C6-C5-N7	-6.10	128.03	132.30
26	14	664	C	N3-C4-N4	-6.10	113.73	118.00
26	14	1649	G	C4-C5-N7	-6.10	108.36	110.80
23	2K	77	A	N1-C6-N6	6.10	122.26	118.60
26	1H	189	G	N1-C6-O6	6.10	123.56	119.90
26	1H	632	A	O5'-P-OP2	6.10	118.02	110.70

Continued on next page...

Continued from previous page...

Mol	Chain	Res	Type	Atoms	Z	Observed(°)	Ideal(°)
26	1H	1978	A	N1-C6-N6	-6.10	114.94	118.60
1	1G	1269	A	N1-C6-N6	-6.10	114.94	118.60
26	14	682	G	O5'-P-OP1	6.10	118.02	110.70
26	14	1700	A	O5'-P-OP2	6.10	118.02	110.70
26	1H	123	G	C5'-C4'-O4'	-6.10	101.78	109.10
26	14	773	U	C5-C6-N1	-6.10	119.65	122.70
26	14	1831	G	N1-C6-O6	6.10	123.56	119.90
26	14	2082	A	O5'-P-OP1	6.10	118.02	110.70
23	2K	32	G	C6-C5-N7	-6.10	126.74	130.40
26	14	1812	A	N1-C2-N3	6.10	132.35	129.30
26	14	2556	C	O5'-P-OP2	-6.10	100.21	105.70
1	13	869	G	C5-N7-C8	-6.09	101.25	104.30
26	1H	124	G	N1-C2-N2	6.09	121.69	116.20
1	1G	311	C	N3-C4-N4	6.09	122.27	118.00
26	14	1443	G	C5-C6-O6	-6.09	124.94	128.60
26	14	2243	U	OP2-P-O3'	6.09	118.61	105.20
26	14	2420	C	C5-C4-N4	-6.09	115.93	120.20
1	13	1519	A	C4-C5-N7	-6.09	107.65	110.70
26	1H	599	G	C5-N7-C8	6.09	107.35	104.30
26	1H	1812	A	C2-N3-C4	-6.09	107.55	110.60
26	14	2	G	C4-N9-C1'	6.09	134.42	126.50
26	14	1631	A	C5-C6-N6	-6.09	118.83	123.70
1	13	1252	A	C2-N3-C4	6.09	113.65	110.60
26	1H	1931	U	C2-N3-C4	-6.09	123.34	127.00
1	13	1107	C	N3-C4-C5	-6.09	119.47	121.90
26	1H	481	G	C5-C6-O6	-6.09	124.95	128.60
26	1H	2469	A	C6-C5-N7	-6.09	128.04	132.30
1	1G	316	G	OP1-P-O3'	6.09	118.60	105.20
1	1G	692	U	N3-C4-O4	6.09	123.66	119.40
26	14	2496	C	OP1-P-OP2	-6.09	110.46	119.60
26	14	2766	G	N7-C8-N9	6.09	116.14	113.10
26	1H	140	A	OP1-P-O3'	-6.09	91.81	105.20
26	1H	2464	C	C6-N1-C2	6.09	122.73	120.30
23	2K	24	C	N3-C4-N4	-6.09	113.74	118.00
26	1H	755	C	N1-C2-O2	-6.09	115.25	118.90
26	1H	1977	A	C2-N3-C4	-6.09	107.56	110.60
26	1H	2287	A	C6-C5-N7	-6.09	128.04	132.30
26	14	672	C	N3-C4-C5	-6.09	119.47	121.90
26	14	1688	U	C2-N1-C1'	-6.09	110.40	117.70
26	14	1992	G	O4'-C1'-N9	-6.09	103.33	108.20
26	14	2386	C	C5-C6-N1	-6.09	117.96	121.00
26	1H	674	G	C5-C6-N1	6.08	114.54	111.50

Continued on next page...

Continued from previous page...

Mol	Chain	Res	Type	Atoms	Z	Observed(°)	Ideal(°)
26	1H	1767	C	C4-C5-C6	6.08	120.44	117.40
26	14	684	G	N7-C8-N9	6.08	116.14	113.10
26	14	2546	U	C2-N3-C4	6.08	130.65	127.00
26	1H	770	G	C4-C5-N7	6.08	113.23	110.80
26	1H	1802	A	C2-N3-C4	-6.08	107.56	110.60
1	1G	33	A	C8-N9-C4	-6.08	103.37	105.80
26	14	2618	G	C5-C6-O6	6.08	132.25	128.60
1	13	576	G	N1-C6-O6	6.08	123.55	119.90
1	13	1253	G	N3-C4-N9	6.08	129.65	126.00
26	1H	336	C	O5'-P-OP1	-6.08	100.23	105.70
26	1H	358	U	N3-C2-O2	-6.08	117.94	122.20
26	1H	677	A	N1-C2-N3	6.08	132.34	129.30
26	1H	681	G	N9-C4-C5	-6.08	102.97	105.40
26	1H	729	G	OP2-P-O3'	6.08	118.58	105.20
27	16	79	C	N3-C4-C5	-6.08	119.47	121.90
26	14	679	C	C4-C5-C6	6.08	120.44	117.40
26	14	841	A	C2-N3-C4	-6.08	107.56	110.60
26	14	2283	C	C5-C4-N4	-6.08	115.94	120.20
1	13	111	G	N1-C6-O6	6.08	123.55	119.90
1	13	477	G	C5-C6-O6	-6.08	124.95	128.60
1	13	1215	G	C2-N3-C4	-6.08	108.86	111.90
26	1H	786	C	N3-C4-N4	-6.08	113.75	118.00
26	1H	801	G	C5-C6-O6	-6.08	124.95	128.60
26	1H	1599	C	C2-N3-C4	-6.08	116.86	119.90
26	1H	2042	A	O5'-P-OP1	6.08	117.99	110.70
26	1H	2847	U	N3-C4-C5	-6.08	110.95	114.60
26	14	463	G	C8-N9-C4	6.08	108.83	106.40
26	14	771	G	OP1-P-O3'	6.08	118.57	105.20
1	13	943	U	O5'-P-OP1	-6.08	100.23	105.70
26	1H	382	G	N1-C6-O6	6.08	123.55	119.90
26	1H	1475	G	N3-C2-N2	-6.08	115.65	119.90
26	1H	2017	U	N1-C2-O2	-6.08	118.55	122.80
26	1H	2869	G	C5-C6-O6	-6.08	124.95	128.60
26	1H	330	A	N3-C4-C5	6.08	131.05	126.80
26	1H	2861	G	C8-N9-C4	-6.08	103.97	106.40
26	14	1401	G	N7-C8-N9	6.08	116.14	113.10
1	13	1430	C	C5-C6-N1	-6.07	117.96	121.00
26	1H	1338	G	C2-N3-C4	6.07	114.94	111.90
26	1H	1869	G	N1-C6-O6	6.07	123.54	119.90
22	1L	48	C	P-O3'-C3'	6.07	126.99	119.70
26	14	468	G	N3-C2-N2	-6.07	115.65	119.90
26	1H	1785	A	OP2-P-O3'	6.07	118.56	105.20

Continued on next page...

Continued from previous page...

Mol	Chain	Res	Type	Atoms	Z	Observed(°)	Ideal(°)
26	1H	835	A	C6-N1-C2	-6.07	114.96	118.60
26	1H	1252	G	C8-N9-C4	6.07	108.83	106.40
26	1H	2505	G	N1-C6-O6	6.07	123.54	119.90
26	14	17	G	N3-C2-N2	6.07	124.15	119.90
26	14	41	C	C6-N1-C2	6.07	122.73	120.30
26	14	138	G	C8-N9-C4	-6.07	103.97	106.40
26	14	1202	C	N1-C2-O2	-6.07	115.26	118.90
1	13	858	G	N1-C6-O6	-6.07	116.26	119.90
26	1H	2023	G	N3-C2-N2	-6.07	115.65	119.90
26	1H	2288	A	N9-C4-C5	-6.07	103.37	105.80
26	14	2686	G	N1-C6-O6	6.07	123.54	119.90
1	13	380	G	C6-C5-N7	6.07	134.04	130.40
1	13	1301	U	C6-N1-C1'	-6.07	112.71	121.20
26	1H	471	A	C2-N3-C4	-6.07	107.57	110.60
26	1H	1819	A	C4-C5-N7	6.07	113.73	110.70
26	1H	1992	G	O4'-C1'-N9	-6.07	103.35	108.20
26	1H	2711	A	N9-C4-C5	-6.07	103.37	105.80
27	16	48	A	OP1-P-OP2	-6.07	110.50	119.60
22	1L	19	G	C4-N9-C1'	6.07	134.38	126.50
26	14	682	G	N3-C4-C5	-6.07	125.57	128.60
26	14	1107	G	N7-C8-N9	6.07	116.13	113.10
26	14	1342	A	C6-C5-N7	-6.07	128.06	132.30
26	14	2330	G	N3-C4-C5	-6.07	125.57	128.60
1	13	428	G	N3-C4-C5	6.06	131.63	128.60
26	1H	1621	U	N3-C4-O4	6.06	123.64	119.40
26	1H	74	A	C4-C5-C6	6.06	120.03	117.00
26	1H	2713	A	N7-C8-N9	6.06	116.83	113.80
1	13	534	U	C5-C4-O4	6.06	129.54	125.90
26	1H	685	A	C2-N3-C4	-6.06	107.57	110.60
26	1H	1271	G	N7-C8-N9	-6.06	110.07	113.10
26	1H	1992	G	P-O3'-C3'	6.06	126.97	119.70
26	14	802	A	C2-N3-C4	6.06	113.63	110.60
1	13	117	G	C4-C5-N7	6.06	113.22	110.80
26	1H	779	U	C5-C6-N1	-6.06	119.67	122.70
26	1H	2034	U	O5'-P-OP2	-6.06	100.25	105.70
26	1H	2273	A	OP2-P-O3'	6.06	118.53	105.20
26	14	56	A	C2-N3-C4	-6.06	107.57	110.60
26	14	843	G	N1-C6-O6	6.06	123.54	119.90
26	14	2473	U	N1-C2-O2	6.06	127.04	122.80
26	14	2880	C	C6-N1-C2	-6.06	117.88	120.30
26	1H	128	C	C5-C6-N1	-6.06	117.97	121.00
26	1H	148	C	N3-C4-N4	-6.06	113.76	118.00

Continued on next page...

Continued from previous page...

Mol	Chain	Res	Type	Atoms	Z	Observed(°)	Ideal(°)
26	1H	242	G	N1-C6-O6	6.06	123.53	119.90
1	1G	704	A	C2-N3-C4	6.06	113.63	110.60
1	1G	924	C	C5-C4-N4	6.06	124.44	120.20
26	14	1332	G	C6-C5-N7	-6.06	126.77	130.40
26	14	2367	G	C6-C5-N7	-6.06	126.77	130.40
26	14	2424	C	C5-C6-N1	-6.06	117.97	121.00
26	14	2591	C	C6-N1-C2	6.06	122.72	120.30
1	13	108	G	C5-C6-O6	-6.06	124.97	128.60
26	1H	784	A	O4'-C1'-N9	6.06	113.04	108.20
26	1H	532	A	O5'-P-OP1	-6.05	100.25	105.70
26	1H	2326	C	N1-C2-O2	6.05	122.53	118.90
1	1G	1500	A	C2-N3-C4	-6.05	107.57	110.60
26	14	191	A	C2-N3-C4	6.05	113.63	110.60
26	14	2367	G	C4-C5-N7	6.05	113.22	110.80
1	13	772	U	C5-C6-N1	-6.05	119.67	122.70
26	1H	363(E)	U	C6-N1-C2	-6.05	117.37	121.00
26	1H	138	G	C4-C5-C6	-6.05	115.17	118.80
26	1H	818	G	C2-N3-C4	-6.05	108.87	111.90
26	1H	1983	C	N3-C4-C5	6.05	124.32	121.90
26	1H	2552	U	N1-C2-O2	-6.05	118.56	122.80
1	1G	416	G	C4-C5-C6	6.05	122.43	118.80
1	1G	770	C	C5-C6-N1	-6.05	117.97	121.00
26	14	463	G	N9-C4-C5	-6.05	102.98	105.40
26	14	974	G	P-O3'-C3'	6.05	126.96	119.70
26	14	1928	A	N1-C6-N6	-6.05	114.97	118.60
26	1H	1623	G	N1-C6-O6	-6.05	116.27	119.90
26	1H	1669	A	N1-C6-N6	6.05	122.23	118.60
26	1H	2500	U	C2-N3-C4	-6.05	123.37	127.00
1	1G	925	G	C8-N9-C4	6.05	108.82	106.40
24	3L	32	C	C6-N1-C2	-6.05	117.88	120.30
26	14	1253	A	N1-C6-N6	6.05	122.23	118.60
26	14	1564	C	N3-C4-N4	-6.05	113.77	118.00
1	13	703	G	C4-C5-N7	6.05	113.22	110.80
26	1H	294	A	N7-C8-N9	-6.05	110.78	113.80
26	1H	1407	C	OP1-P-O3'	6.05	118.50	105.20
26	1H	2074	U	C5-C6-N1	-6.05	119.68	122.70
26	1H	2711	A	OP1-P-O3'	6.05	118.50	105.20
1	1G	355	C	N3-C4-N4	-6.05	113.77	118.00
26	14	2442	C	N1-C2-N3	6.05	123.43	119.20
26	1H	211	A	N1-C6-N6	6.04	122.23	118.60
26	14	49	A	OP2-P-O3'	6.04	118.50	105.20
26	1H	834	C	N3-C4-N4	6.04	122.23	118.00

Continued on next page...

Continued from previous page...

Mol	Chain	Res	Type	Atoms	Z	Observed(°)	Ideal(°)
26	1H	1141	U	O4'-C1'-N1	6.04	113.04	108.20
26	1H	1162	G	N9-C4-C5	6.04	107.82	105.40
26	1H	1440	G	C5-N7-C8	6.04	107.32	104.30
26	1H	2067	G	N7-C8-N9	6.04	116.12	113.10
26	1H	2830	G	N7-C8-N9	6.04	116.12	113.10
26	14	924	C	O5'-P-OP2	-6.04	100.26	105.70
26	1H	1516	U	OP1-P-O3'	6.04	118.49	105.20
26	1H	2387	U	C2-N3-C4	-6.04	123.38	127.00
26	1H	2837	G	C8-N9-C4	-6.04	103.98	106.40
23	2L	13	C	C6-N1-C2	-6.04	117.88	120.30
26	14	679	C	N1-C2-N3	6.04	123.43	119.20
26	1H	683	C	C6-N1-C2	6.04	122.72	120.30
26	1H	1796	U	C5-C4-O4	6.04	129.52	125.90
26	14	1128	A	N1-C6-N6	-6.04	114.98	118.60
1	13	63	C	C6-N1-C2	-6.04	117.89	120.30
1	13	862	C	C2-N1-C1'	-6.04	112.16	118.80
26	1H	451	C	C5-C4-N4	-6.04	115.97	120.20
1	1G	907	A	O5'-P-OP1	6.04	117.95	110.70
26	14	812	C	O5'-P-OP1	-6.04	100.26	105.70
1	13	883	C	C6-N1-C2	-6.04	117.89	120.30
26	1H	2311	A	C6-C5-N7	-6.04	128.07	132.30
26	14	2281	C	C2-N1-C1'	6.04	125.44	118.80
1	13	1486	G	N3-C4-C5	6.04	131.62	128.60
26	1H	788	A	C2-N3-C4	-6.04	107.58	110.60
26	1H	1120	G	N1-C6-O6	6.04	123.52	119.90
26	1H	2072	G	N1-C6-O6	6.04	123.52	119.90
26	14	3	U	N1-C2-O2	6.04	127.03	122.80
26	1H	704	G	N3-C2-N2	-6.03	115.68	119.90
26	1H	732	C	C2-N3-C4	-6.03	116.88	119.90
26	1H	1784	A	OP1-P-OP2	-6.03	110.55	119.60
26	14	2729	G	C4-C5-N7	6.03	113.21	110.80
1	13	310	G	N1-C6-O6	-6.03	116.28	119.90
1	13	827	U	C6-N1-C1'	-6.03	112.75	121.20
1	13	455	C	C2-N1-C1'	6.03	125.43	118.80
26	1H	1610	A	N9-C4-C5	-6.03	103.39	105.80
26	14	2586	C	N3-C4-N4	6.03	122.22	118.00
26	1H	2645	G	C2-N3-C4	-6.03	108.89	111.90
23	2K	32	G	C2-N3-C4	-6.03	108.89	111.90
26	1H	451	C	N1-C2-O2	-6.03	115.28	118.90
26	1H	1333	C	C4-C5-C6	-6.03	114.39	117.40
26	1H	2278	A	N1-C2-N3	6.03	132.31	129.30
26	14	796	C	C5-C4-N4	-6.03	115.98	120.20

Continued on next page...

Continued from previous page...

Mol	Chain	Res	Type	Atoms	Z	Observed(°)	Ideal(°)
26	14	1260	G	C8-N9-C4	-6.03	103.99	106.40
26	14	1271	G	N1-C6-O6	6.03	123.52	119.90
26	14	2563	U	N3-C2-O2	6.03	126.42	122.20
1	13	736	C	N3-C2-O2	-6.03	117.68	121.90
26	1H	560	C	C5-C6-N1	-6.03	117.99	121.00
26	1H	861	A	N1-C2-N3	6.03	132.31	129.30
26	1H	1573	G	OP2-P-O3'	6.03	118.46	105.20
1	1G	913	A	P-O3'-C3'	6.03	126.93	119.70
26	1H	909	A	C5-N7-C8	6.02	106.91	103.90
26	1H	1346	G	N3-C2-N2	6.02	124.12	119.90
26	1H	2577	A	N9-C4-C5	6.02	108.21	105.80
26	1H	2888	C	N3-C4-C5	-6.02	119.49	121.90
26	14	573	G	N3-C4-C5	-6.02	125.59	128.60
26	1H	2294	C	C6-N1-C2	-6.02	117.89	120.30
26	1H	2319	G	N1-C2-N2	-6.02	110.78	116.20
26	14	506	G	OP1-P-O3'	6.02	118.45	105.20
26	14	1648	C	N1-C2-O2	-6.02	115.29	118.90
26	14	2084	C	N3-C4-C5	6.02	124.31	121.90
26	14	2442	C	N3-C2-O2	-6.02	117.69	121.90
46	C5	103	GLY	N-CA-C	6.02	128.15	113.10
22	1L	74	C	C2-N1-C1'	6.02	125.42	118.80
26	1H	1574	C	N1-C2-O2	-6.02	115.29	118.90
26	1H	2620	C	C2-N3-C4	-6.02	116.89	119.90
26	14	510	C	N3-C2-O2	-6.02	117.69	121.90
26	14	879	G	N3-C4-N9	6.02	129.61	126.00
26	14	1683	C	N1-C2-O2	-6.02	115.29	118.90
26	14	2686	G	C4-C5-N7	6.02	113.21	110.80
26	1H	788	A	C6-C5-N7	-6.02	128.09	132.30
26	1H	1988	C	C5-C4-N4	6.02	124.41	120.20
49	J8	73	LEU	CA-CB-CG	6.02	129.14	115.30
26	14	73	A	C8-N9-C4	6.02	108.21	105.80
26	14	603	A	C6-C5-N7	-6.02	128.09	132.30
26	14	2726	U	C5-C4-O4	6.02	129.51	125.90
1	13	438	G	O5'-P-OP2	-6.02	100.29	105.70
26	1H	245	G	C4-C5-C6	6.02	122.41	118.80
26	1H	468	G	C5-C6-O6	-6.02	124.99	128.60
26	1H	2869	G	N3-C2-N2	-6.02	115.69	119.90
26	14	1823	G	C6-N1-C2	6.02	128.71	125.10
26	1H	920	G	N1-C2-N2	-6.01	110.79	116.20
26	1H	1777	U	N3-C4-C5	-6.01	110.99	114.60
26	1H	2385	C	N1-C2-O2	-6.01	115.29	118.90
26	14	2383	G	N3-C4-C5	-6.01	125.59	128.60

Continued on next page...

Continued from previous page...

Mol	Chain	Res	Type	Atoms	Z	Observed(°)	Ideal(°)
26	1H	974	G	C5-C6-O6	-6.01	124.99	128.60
26	1H	2704	C	O5'-P-OP2	-6.01	100.29	105.70
26	1H	2779	U	N3-C2-O2	-6.01	117.99	122.20
26	14	458	G	C8-N9-C4	-6.01	104.00	106.40
26	14	298	G	N1-C6-O6	6.01	123.51	119.90
26	14	1624	G	C8-N9-C4	6.01	108.80	106.40
26	14	2772	C	N3-C2-O2	-6.01	117.69	121.90
26	1H	827	U	C2-N3-C4	-6.01	123.39	127.00
26	1H	2189	U	C5-C6-N1	6.01	125.70	122.70
26	14	783	A	N9-C1'-C2'	-6.01	105.39	112.00
26	1H	688	U	C4-C5-C6	6.01	123.31	119.70
26	1H	2620	C	C5-C6-N1	-6.01	118.00	121.00
26	14	2255	G	C5-C6-N1	6.01	114.50	111.50
26	1H	858	U	N3-C4-O4	-6.01	115.20	119.40
26	1H	979	G	N3-C4-C5	6.01	131.60	128.60
26	1H	1843	C	C5-C6-N1	-6.01	118.00	121.00
26	1H	2456	C	OP2-P-O3'	6.01	118.41	105.20
26	14	1210	A	C5-N7-C8	-6.01	100.90	103.90
26	14	1613	G	N1-C6-O6	-6.01	116.30	119.90
26	14	1660	C	N3-C2-O2	-6.01	117.69	121.90
26	14	2424	C	N3-C4-C5	6.01	124.30	121.90
26	1H	1273	U	N3-C4-O4	-6.00	115.20	119.40
55	Q8	47	LYS	N-CA-C	-6.00	94.79	111.00
1	13	892	A	N1-C6-N6	6.00	122.20	118.60
26	1H	727	A	O5'-P-OP2	6.00	117.91	110.70
26	1H	870	A	C5-C6-N1	6.00	120.70	117.70
26	1H	1248	G	N3-C4-N9	-6.00	122.40	126.00
26	1H	1324	G	C5-C6-N1	-6.00	108.50	111.50
26	1H	1678	G	C5-C6-O6	-6.00	125.00	128.60
26	14	1202	C	C2-N3-C4	-6.00	116.90	119.90
26	14	1728	G	C2-N3-C4	6.00	114.90	111.90
1	13	310	G	C5-C6-O6	6.00	132.20	128.60
26	1H	179	G	OP1-P-OP2	6.00	128.60	119.60
26	1H	2392	A	O4'-C1'-N9	6.00	113.00	108.20
1	1G	1270	C	C5-C6-N1	6.00	124.00	121.00
26	14	603	A	C5-N7-C8	-6.00	100.90	103.90
26	1H	1144	G	N1-C6-O6	-6.00	116.30	119.90
26	14	1418	G	C5-C6-O6	-6.00	125.00	128.60
26	1H	99	U	N1-C2-O2	6.00	127.00	122.80
26	1H	793	A	C6-N1-C2	-6.00	115.00	118.60
26	1H	1379	A	C4-C5-N7	6.00	113.70	110.70
26	1H	1784	A	C5-C6-N6	6.00	128.50	123.70

Continued on next page...

Continued from previous page...

Mol	Chain	Res	Type	Atoms	Z	Observed(°)	Ideal(°)
26	1H	1786	A	C4-C5-C6	6.00	120.00	117.00
27	16	8	U	N3-C2-O2	-6.00	118.00	122.20
26	14	1796	U	O5'-P-OP1	-6.00	100.30	105.70
1	13	326	G	N7-C8-N9	-6.00	110.10	113.10
26	1H	192	C	N3-C2-O2	6.00	126.10	121.90
26	1H	528	A	C4-C5-N7	6.00	113.70	110.70
26	14	129	C	N3-C2-O2	-6.00	117.70	121.90
26	14	150	C	C6-N1-C2	-6.00	117.90	120.30
26	14	2229	C	N3-C4-C5	-6.00	119.50	121.90
26	14	2713	A	C6-C5-N7	-6.00	128.10	132.30
1	13	108	G	C4-C5-N7	6.00	113.20	110.80
26	1H	30	G	N3-C4-C5	-6.00	125.60	128.60
26	1H	1209	G	C4-C5-N7	6.00	113.20	110.80
26	14	1272	A	O5'-P-OP2	-6.00	100.30	105.70
26	14	2014	A	C8-N9-C4	6.00	108.20	105.80
1	13	1203	C	C6-N1-C2	-5.99	117.90	120.30
26	1H	806	C	N3-C2-O2	-5.99	117.70	121.90
26	1H	1502	C	N3-C4-N4	5.99	122.19	118.00
26	1H	1839	G	N1-C2-N2	-5.99	110.81	116.20
26	14	187	G	C8-N9-C1'	-5.99	119.21	127.00
26	14	2592	G	O5'-P-OP2	-5.99	100.31	105.70
1	13	1077	G	OP1-P-OP2	5.99	128.59	119.60
26	1H	2059	A	N7-C8-N9	-5.99	110.80	113.80
22	1L	20	U	C5-C6-N1	5.99	125.70	122.70
26	14	409	C	C5-C4-N4	-5.99	116.01	120.20
26	14	469	G	N1-C2-N2	5.99	121.59	116.20
26	14	2409	G	C4-C5-N7	5.99	113.20	110.80
1	13	1405	G	C8-N9-C4	-5.99	104.00	106.40
26	1H	1161	C	C6-N1-C2	-5.99	117.90	120.30
26	1H	1238	G	C5-C6-O6	5.99	132.19	128.60
26	1H	1364	G	C2-N3-C4	5.99	114.89	111.90
26	14	922	U	C6-N1-C2	-5.99	117.41	121.00
26	1H	594	U	C5-C6-N1	-5.99	119.71	122.70
26	14	2359	C	C5-C4-N4	5.99	124.39	120.20
26	14	2731	G	C8-N9-C4	-5.99	104.00	106.40
26	14	2430	A	C5-N7-C8	-5.99	100.91	103.90
26	1H	271(B)	G	C5-C6-N1	5.99	114.49	111.50
26	1H	1204	A	C6-C5-N7	-5.99	128.11	132.30
26	1H	1888	G	C8-N9-C1'	-5.99	119.22	127.00
26	1H	2017	U	C4-C5-C6	5.99	123.29	119.70
26	1H	2352	A	C8-N9-C4	5.99	108.19	105.80
26	1H	2686	G	OP1-P-OP2	5.99	128.58	119.60

Continued on next page...

Continued from previous page...

Mol	Chain	Res	Type	Atoms	Z	Observed(°)	Ideal(°)
1	1G	73	G	N1-C6-O6	5.99	123.49	119.90
26	14	2000	G	N7-C8-N9	-5.99	110.11	113.10
26	1H	265	A	C5-C6-N1	-5.98	114.71	117.70
26	1H	1813	G	C8-N9-C4	5.98	108.79	106.40
27	16	16	G	C4-C5-N7	5.98	113.19	110.80
26	14	333	G	N1-C6-O6	5.98	123.49	119.90
26	14	570	G	N3-C4-C5	-5.98	125.61	128.60
26	14	1006	C	N1-C2-O2	-5.98	115.31	118.90
22	1K	76	A	C4-C5-N7	5.98	113.69	110.70
26	1H	871	U	N3-C4-O4	5.98	123.59	119.40
26	14	1808	U	O5'-P-OP1	-5.98	100.31	105.70
23	2K	17	C	C5-C6-N1	5.98	123.99	121.00
26	1H	1428	C	C6-N1-C2	5.98	122.69	120.30
26	1H	2518	A	N7-C8-N9	5.98	116.79	113.80
26	14	2287	A	N3-C4-C5	5.98	130.99	126.80
26	14	2392	A	O5'-P-OP2	5.98	117.88	110.70
26	14	974	G	N1-C6-O6	-5.98	116.31	119.90
26	14	2301	C	C5-C6-N1	5.98	123.99	121.00
26	1H	1265	A	C6-N1-C2	-5.98	115.01	118.60
26	1H	1557	C	O5'-P-OP2	-5.98	100.32	105.70
26	1H	1786	A	N3-C4-N9	-5.98	122.62	127.40
26	1H	2068	U	C5-C4-O4	5.98	129.49	125.90
26	1H	2276	G	C6-C5-N7	5.98	133.99	130.40
26	14	683	C	C6-N1-C2	5.98	122.69	120.30
26	14	1189	A	OP1-P-OP2	-5.98	110.64	119.60
26	14	1962	C	N3-C4-C5	5.98	124.29	121.90
26	14	2216	G	N3-C2-N2	-5.98	115.72	119.90
1	13	249	U	OP1-P-OP2	5.98	128.56	119.60
24	3K	1	G	N3-C4-N9	5.98	129.59	126.00
26	14	2329	G	N3-C4-C5	-5.98	125.61	128.60
26	1H	71	A	N3-C4-C5	5.97	130.98	126.80
26	1H	1924	C	N3-C4-N4	-5.97	113.82	118.00
26	1H	1954	G	C5-C6-N1	-5.97	108.51	111.50
26	14	775	G	C4-C5-C6	5.97	122.38	118.80
26	14	1142	U	N3-C2-O2	-5.97	118.02	122.20
26	14	1304	C	N3-C2-O2	-5.97	117.72	121.90
26	14	2490	G	C5-N7-C8	-5.97	101.31	104.30
26	14	2598	A	P-O3'-C3'	5.97	126.87	119.70
1	13	387	U	OP1-P-O3'	5.97	118.34	105.20
1	13	690	G	C4-C5-C6	5.97	122.38	118.80
23	2K	59	A	N1-C6-N6	-5.97	115.02	118.60
26	1H	628	G	N1-C6-O6	-5.97	116.32	119.90

Continued on next page...

Continued from previous page...

Mol	Chain	Res	Type	Atoms	Z	Observed(°)	Ideal(°)
1	1G	906	G	C4-C5-N7	5.97	113.19	110.80
12	3A	27	LEU	CA-CB-CG	5.97	129.04	115.30
26	14	1694	C	C6-N1-C2	5.97	122.69	120.30
23	2K	75	C	N3-C4-N4	-5.97	113.82	118.00
26	1H	1939	U	C5-C4-O4	-5.97	122.32	125.90
26	14	583	G	N1-C6-O6	5.97	123.48	119.90
26	14	879	G	N3-C4-C5	-5.97	125.61	128.60
26	14	1291	C	C2-N3-C4	-5.97	116.91	119.90
26	1H	129	C	C6-N1-C1'	-5.97	113.64	120.80
26	14	2076	U	O5'-P-OP2	-5.97	100.33	105.70
26	14	2286	A	N7-C8-N9	5.97	116.78	113.80
26	14	2715	C	O5'-P-OP1	5.97	117.86	110.70
26	14	739	G	N1-C2-N2	5.97	121.57	116.20
1	13	1355	G	N7-C8-N9	5.97	116.08	113.10
26	1H	1630	G	C5-C6-N1	5.97	114.48	111.50
26	1H	2346	A	C4-C5-N7	5.97	113.68	110.70
26	1H	2695	C	N1-C2-O2	-5.97	115.32	118.90
26	14	329	G	OP1-P-OP2	5.97	128.55	119.60
26	14	1385	G	O4'-C1'-N9	5.97	112.97	108.20
26	14	2508	G	N3-C2-N2	-5.97	115.72	119.90
26	14	2829	C	N3-C2-O2	5.97	126.08	121.90
23	2K	27	G	C5-C6-O6	-5.96	125.02	128.60
24	3K	13	C	C6-N1-C2	-5.96	117.92	120.30
27	16	115	G	C8-N9-C4	5.96	108.79	106.40
26	14	743	G	O5'-P-OP1	-5.96	100.33	105.70
1	13	1338	G	N1-C6-O6	-5.96	116.32	119.90
26	1H	776	G	OP1-P-OP2	5.96	128.54	119.60
26	1H	2611	U	N3-C4-O4	-5.96	115.23	119.40
26	14	685	A	OP1-P-OP2	5.96	128.54	119.60
26	14	1404	C	N1-C2-O2	5.96	122.48	118.90
26	14	2289	G	C2-N3-C4	5.96	114.88	111.90
1	13	538	G	C8-N9-C4	5.96	108.78	106.40
24	3K	5	C	C6-N1-C2	-5.96	117.92	120.30
26	1H	431	U	N3-C2-O2	-5.96	118.03	122.20
26	1H	1842	G	N7-C8-N9	-5.96	110.12	113.10
26	14	127	A	OP1-P-O3'	5.96	118.32	105.20
26	1H	1258	C	OP2-P-O3'	5.96	118.31	105.20
26	14	1980	G	N1-C6-O6	5.96	123.48	119.90
1	13	50	A	N3-C4-C5	-5.96	122.63	126.80
1	13	770	C	C4-C5-C6	5.96	120.38	117.40
26	1H	663	G	N1-C2-N3	5.96	127.47	123.90
26	1H	1022	G	C6-N1-C2	-5.96	121.52	125.10

Continued on next page...

Continued from previous page...

Mol	Chain	Res	Type	Atoms	Z	Observed(°)	Ideal(°)
26	1H	2766	G	C6-C5-N7	-5.96	126.83	130.40
26	14	803	U	N3-C2-O2	-5.96	118.03	122.20
22	1K	61	C	N1-C2-O2	5.96	122.47	118.90
26	1H	658	C	N3-C2-O2	-5.96	117.73	121.90
26	1H	2356	C	N3-C4-C5	5.96	124.28	121.90
1	1G	1495	U	O5'-P-OP1	-5.96	100.34	105.70
26	1H	2327	A	C8-N9-C4	5.96	108.18	105.80
26	1H	2516	G	C4-C5-N7	5.96	113.18	110.80
26	14	1136	G	C8-N9-C4	5.96	108.78	106.40
1	13	52	G	C2-N3-C4	-5.95	108.92	111.90
26	1H	673	C	C5-C4-N4	-5.95	116.03	120.20
26	1H	676	A	OP1-P-OP2	5.95	128.53	119.60
26	1H	821	A	OP1-P-OP2	5.95	128.53	119.60
26	1H	2364	C	N1-C2-O2	-5.95	115.33	118.90
26	14	385	C	OP1-P-OP2	5.95	128.53	119.60
26	14	528	A	C5-N7-C8	-5.95	100.92	103.90
27	1J	30	C	N3-C4-C5	-5.95	119.52	121.90
26	1H	2012	G	C6-N1-C2	-5.95	121.53	125.10
26	14	1600	C	C6-N1-C2	5.95	122.68	120.30
1	13	238	G	C8-N9-C4	5.95	108.78	106.40
26	1H	696	G	O5'-P-OP2	5.95	117.84	110.70
26	1H	1199	U	C2-N3-C4	-5.95	123.43	127.00
26	1H	1442	G	C5-C6-N1	-5.95	108.53	111.50
1	1G	1511	G	C5-C6-N1	-5.95	108.52	111.50
26	14	330	A	N3-C4-C5	5.95	130.97	126.80
26	14	933	A	C6-C5-N7	-5.95	128.13	132.30
26	1H	424	G	C5-C6-O6	-5.95	125.03	128.60
26	1H	655	A	C4-C5-N7	5.95	113.67	110.70
26	1H	797	C	C5-C6-N1	-5.95	118.03	121.00
26	1H	868	U	C5-C6-N1	-5.95	119.73	122.70
26	1H	1427	A	N9-C4-C5	5.95	108.18	105.80
26	1H	1571	A	N7-C8-N9	-5.95	110.83	113.80
26	1H	1966	A	N1-C6-N6	-5.95	115.03	118.60
26	1H	2377	A	N1-C6-N6	5.95	122.17	118.60
1	1G	690	G	O4'-C1'-N9	5.95	112.96	108.20
26	14	398	G	N1-C6-O6	-5.95	116.33	119.90
26	14	959	A	N1-C6-N6	-5.95	115.03	118.60
26	1H	2712	U	N1-C2-N3	5.95	118.47	114.90
26	14	2578	G	C8-N9-C4	5.95	108.78	106.40
1	13	1482	G	O5'-P-OP2	-5.95	100.35	105.70
26	1H	193	U	C2-N3-C4	-5.95	123.43	127.00
26	1H	938	G	O5'-P-OP1	5.95	117.84	110.70

Continued on next page...

Continued from previous page...

Mol	Chain	Res	Type	Atoms	Z	Observed(°)	Ideal(°)
26	1H	939	G	N1-C6-O6	-5.95	116.33	119.90
26	14	585	G	C4-C5-N7	5.95	113.18	110.80
26	14	1306	C	N1-C2-O2	5.95	122.47	118.90
26	1H	590	A	C6-N1-C2	-5.94	115.03	118.60
26	1H	847	U	N3-C4-O4	-5.94	115.24	119.40
26	1H	2700	C	C2-N3-C4	-5.94	116.93	119.90
24	3L	70	C	C6-N1-C2	-5.94	117.92	120.30
26	1H	672	C	N3-C4-C5	5.94	124.28	121.90
26	1H	2497	A	C4-C5-C6	5.94	119.97	117.00
26	14	834	C	C2-N3-C4	-5.94	116.93	119.90
1	13	576	G	C5-C6-N1	-5.94	108.53	111.50
1	13	792	A	C5-C6-N6	-5.94	118.95	123.70
26	1H	192	C	N3-C4-C5	5.94	124.28	121.90
26	14	460	A	O5'-P-OP2	-5.94	100.35	105.70
26	14	738	G	C8-N9-C4	-5.94	104.02	106.40
27	1J	79	C	C6-N1-C2	-5.94	117.92	120.30
1	13	1370	G	N1-C6-O6	5.94	123.46	119.90
26	1H	1647	G	N1-C6-O6	-5.94	116.34	119.90
1	13	1305	G	N1-C2-N3	5.94	127.46	123.90
23	2K	31	G	OP1-P-OP2	-5.94	110.69	119.60
23	2K	44	A	C5-C6-N1	5.94	120.67	117.70
26	1H	539	G	C5-C6-N1	-5.94	108.53	111.50
26	1H	2199	A	O5'-P-OP2	5.94	117.82	110.70
26	14	2027	G	C8-N9-C4	-5.94	104.03	106.40
1	13	1498	U	O4'-C1'-N1	-5.94	103.45	108.20
26	1H	1675	C	C4-C5-C6	5.94	120.37	117.40
26	14	1938	A	C2-N3-C4	-5.94	107.63	110.60
1	13	1158	C	N1-C2-O2	5.93	122.46	118.90
26	1H	62	C	C5-C6-N1	-5.93	118.03	121.00
26	1H	1968	G	C5-C6-O6	-5.93	125.04	128.60
26	1H	2324	C	C6-N1-C2	5.93	122.67	120.30
26	1H	2645	G	C6-C5-N7	-5.93	126.84	130.40
26	14	458	G	O4'-C1'-N9	5.93	112.95	108.20
26	14	1366	A	OP2-P-O3'	5.93	118.26	105.20
26	14	1972	A	OP2-P-O3'	5.93	118.25	105.20
26	14	1980	G	C5-C6-O6	-5.93	125.04	128.60
26	1H	46	C	O5'-P-OP1	-5.93	100.36	105.70
26	1H	1106	G	N3-C4-C5	-5.93	125.63	128.60
26	1H	1357	U	O5'-P-OP2	-5.93	100.36	105.70
26	1H	1902	C	C5-C4-N4	5.93	124.35	120.20
1	1G	924	C	N3-C4-N4	-5.93	113.85	118.00
1	1G	982	U	C5-C4-O4	-5.93	122.34	125.90

Continued on next page...

Continued from previous page...

Mol	Chain	Res	Type	Atoms	Z	Observed(°)	Ideal(°)
26	14	1019	U	N1-C2-O2	5.93	126.95	122.80
26	1H	217	G	C4-C5-N7	-5.93	108.43	110.80
26	1H	2584	U	C4-C5-C6	5.93	123.26	119.70
1	1G	537	G	C5-C6-O6	-5.93	125.04	128.60
26	14	773	U	N1-C2-N3	5.93	118.46	114.90
26	14	1755	A	OP1-P-O3'	5.93	118.25	105.20
26	1H	459	U	O5'-P-OP2	-5.93	100.36	105.70
26	1H	2603	G	O5'-P-OP1	-5.93	100.36	105.70
6	5E	98	LEU	CA-CB-CG	-5.93	101.67	115.30
26	1H	2391	G	N1-C6-O6	-5.93	116.34	119.90
26	14	121	G	C4-N9-C1'	5.93	134.21	126.50
26	14	566	U	N3-C2-O2	5.93	126.35	122.20
26	14	1199	U	N3-C2-O2	5.93	126.35	122.20
26	14	1688	U	C6-N1-C1'	5.93	129.50	121.20
26	1H	220	G	OP1-P-OP2	-5.93	110.71	119.60
26	1H	865	C	C6-N1-C2	5.93	122.67	120.30
26	14	204	A	C6-N1-C2	-5.93	115.04	118.60
26	14	1977	A	C5-C6-N6	5.93	128.44	123.70
26	14	2081	C	N3-C4-C5	5.93	124.27	121.90
1	13	825	G	C8-N9-C4	-5.92	104.03	106.40
26	1H	508	G	C5-C6-O6	-5.92	125.05	128.60
26	1H	1130	U	O5'-P-OP1	-5.92	100.37	105.70
26	1H	1802	A	N1-C2-N3	5.92	132.26	129.30
26	1H	2515	C	C2-N3-C4	-5.92	116.94	119.90
26	14	866	A	N9-C4-C5	-5.92	103.43	105.80
26	14	1786	A	N3-C4-N9	-5.92	122.66	127.40
26	14	2226	C	C5-C4-N4	-5.92	116.05	120.20
1	13	575	G	O4'-C1'-N9	-5.92	103.46	108.20
26	1H	137(A)	G	C6-N1-C2	-5.92	121.55	125.10
26	14	2060	A	O4'-C1'-N9	5.92	112.94	108.20
26	1H	878	A	C2-N3-C4	5.92	113.56	110.60
26	1H	2359	C	C5-C4-N4	5.92	124.34	120.20
26	1H	2558	C	N3-C2-O2	5.92	126.05	121.90
26	1H	2575	C	N1-C2-O2	-5.92	115.35	118.90
26	14	137	C	C6-N1-C2	-5.92	117.93	120.30
1	13	1321	C	C4-C5-C6	5.92	120.36	117.40
26	1H	142	G	C4-N9-C1'	-5.92	118.80	126.50
26	1H	812	C	N3-C2-O2	5.92	126.04	121.90
26	1H	1279	G	O5'-P-OP1	5.92	117.80	110.70
1	1G	60	A	C8-N9-C4	5.92	108.17	105.80
26	14	1210	A	N1-C6-N6	5.92	122.15	118.60
26	14	2253	G	N1-C6-O6	5.92	123.45	119.90

Continued on next page...

Continued from previous page...

Mol	Chain	Res	Type	Atoms	Z	Observed(°)	Ideal(°)
26	1H	1246	A	N1-C2-N3	5.92	132.26	129.30
26	1H	1758	G	N1-C2-N2	5.92	121.53	116.20
26	1H	2028	U	N3-C4-O4	5.92	123.54	119.40
26	1H	2042	A	N1-C6-N6	-5.92	115.05	118.60
1	1G	537	G	N1-C6-O6	5.92	123.45	119.90
26	14	1835	G	N3-C4-N9	5.92	129.55	126.00
26	14	2324	C	C6-N1-C2	5.92	122.67	120.30
26	14	2446	G	C5-C6-O6	5.92	132.15	128.60
26	14	2589	A	OP1-P-OP2	-5.92	110.72	119.60
1	13	481	G	C5-C6-N1	-5.92	108.54	111.50
26	1H	1198	U	C5-C4-O4	5.92	129.45	125.90
1	13	647	C	C5-C6-N1	5.91	123.96	121.00
26	1H	745	G	N9-C4-C5	-5.91	103.03	105.40
26	1H	1381	G	N3-C2-N2	-5.91	115.76	119.90
26	1H	2592	G	N3-C2-N2	5.91	124.04	119.90
26	1H	2084	C	C4-C5-C6	5.91	120.36	117.40
26	14	855	G	N7-C8-N9	5.91	116.06	113.10
26	1H	122	G	OP1-P-OP2	5.91	128.47	119.60
26	1H	131	G	C4-C5-N7	5.91	113.16	110.80
26	1H	1304	C	C4-C5-C6	-5.91	114.44	117.40
26	1H	1437	C	C2-N1-C1'	5.91	125.30	118.80
26	1H	2072	G	N3-C4-N9	5.91	129.55	126.00
26	1H	2266	A	OP1-P-OP2	-5.91	110.73	119.60
26	1H	2891	G	N3-C4-N9	5.91	129.55	126.00
26	14	2374	C	N3-C2-O2	5.91	126.04	121.90
26	14	2546	U	N1-C2-O2	5.91	126.94	122.80
27	1J	29	A	N1-C6-N6	5.91	122.15	118.60
27	1J	114	G	N7-C8-N9	-5.91	110.14	113.10
1	13	952	U	C2-N3-C4	-5.91	123.45	127.00
1	13	1512	U	C4-C5-C6	5.91	123.25	119.70
23	2K	31	G	N7-C8-N9	5.91	116.05	113.10
26	1H	471	A	N1-C6-N6	5.91	122.14	118.60
26	1H	609	A	C4-C5-N7	5.91	113.65	110.70
26	1H	1386	C	O5'-P-OP2	-5.91	100.38	105.70
26	1H	1403	C	C6-N1-C2	-5.91	117.94	120.30
26	1H	1695	G	N3-C4-N9	5.91	129.55	126.00
1	1G	63	C	C6-N1-C2	-5.91	117.94	120.30
1	1G	893	C	C6-N1-C2	5.91	122.66	120.30
26	14	455	C	N3-C4-N4	-5.91	113.86	118.00
26	14	1348	G	C5-C6-O6	-5.91	125.06	128.60
26	14	2365	G	C5-C6-O6	-5.91	125.06	128.60
1	13	52	G	N9-C4-C5	-5.91	103.04	105.40

Continued on next page...

Continued from previous page...

Mol	Chain	Res	Type	Atoms	Z	Observed(°)	Ideal(°)
1	13	300	A	C5-N7-C8	-5.91	100.95	103.90
26	1H	146	G	C2-N3-C4	-5.91	108.95	111.90
26	1H	820	A	C8-N9-C4	5.91	108.16	105.80
26	1H	920	G	C8-N9-C4	5.91	108.76	106.40
1	13	1512	U	C5-C4-O4	5.91	129.44	125.90
26	1H	328	U	C4-C5-C6	5.91	123.24	119.70
26	1H	2419	U	OP1-P-O3'	5.91	118.19	105.20
26	1H	2484	G	C8-N9-C4	5.91	108.76	106.40
26	14	74	A	C4-C5-N7	5.91	113.65	110.70
26	1H	97	C	O5'-P-OP1	-5.90	100.39	105.70
26	1H	1281	G	OP1-P-OP2	-5.90	110.74	119.60
1	13	136	C	C5-C6-N1	-5.90	118.05	121.00
1	13	806	C	O5'-P-OP2	-5.90	100.39	105.70
26	1H	134	C	N1-C2-O2	5.90	122.44	118.90
26	1H	2086	U	O5'-P-OP1	5.90	117.78	110.70
26	1H	2387	U	N1-C2-N3	5.90	118.44	114.90
26	1H	2666	C	C6-N1-C2	-5.90	117.94	120.30
26	14	348	G	C8-N9-C4	5.90	108.76	106.40
26	1H	1305	C	O5'-P-OP2	5.90	117.78	110.70
26	1H	1395	A	O4'-C1'-N9	5.90	112.92	108.20
26	1H	2596	U	N1-C2-O2	-5.90	118.67	122.80
1	1G	1206	G	N1-C6-O6	5.90	123.44	119.90
29	19	262	ARG	NE-CZ-NH1	5.90	123.25	120.30
34	69	131	LYS	C-N-CD	-5.90	107.62	120.60
26	1H	446	G	OP1-P-OP2	-5.90	110.75	119.60
26	1H	778	G	C4-C5-N7	-5.90	108.44	110.80
26	1H	857	C	OP1-P-OP2	5.90	128.45	119.60
26	1H	1191	G	OP1-P-OP2	5.90	128.45	119.60
1	13	990	C	C6-N1-C2	-5.90	117.94	120.30
26	1H	444	C	C5-C6-N1	-5.90	118.05	121.00
26	1H	698	C	O5'-P-OP2	-5.90	100.39	105.70
26	14	445	C	N1-C2-O2	-5.90	115.36	118.90
26	14	1233	C	N1-C2-O2	-5.90	115.36	118.90
26	14	2086	U	C5-C4-O4	5.90	129.44	125.90
26	14	2829	C	C5-C4-N4	-5.90	116.07	120.20
1	13	768	A	C6-N1-C2	-5.90	115.06	118.60
26	1H	1192	G	C6-C5-N7	-5.90	126.86	130.40
1	1G	522	C	C5-C6-N1	-5.90	118.05	121.00
26	14	2253	G	C5-C6-O6	-5.90	125.06	128.60
26	14	2584	U	OP1-P-OP2	-5.90	110.76	119.60
26	1H	385	C	OP2-P-O3'	5.89	118.17	105.20
26	1H	975	G	N3-C2-N2	-5.89	115.77	119.90

Continued on next page...

Continued from previous page...

Mol	Chain	Res	Type	Atoms	Z	Observed(°)	Ideal(°)
26	1H	1600	C	C5-C6-N1	5.89	123.95	121.00
26	1H	1617	C	C6-N1-C2	-5.89	117.94	120.30
26	1H	1807	G	O5'-P-OP2	-5.89	100.39	105.70
26	1H	1898	U	O5'-P-OP1	-5.89	100.39	105.70
26	1H	1934	C	C4-C5-C6	5.89	120.35	117.40
26	1H	2262	U	N1-C2-N3	5.89	118.44	114.90
26	1H	2277	G	N1-C6-O6	-5.89	116.36	119.90
26	1H	2612	C	O5'-P-OP1	-5.89	100.39	105.70
26	1H	2617	C	N3-C2-O2	5.89	126.03	121.90
39	98	18	LEU	CB-CG-CD2	-5.89	100.98	111.00
26	14	672	C	N1-C2-N3	5.89	123.33	119.20
26	14	2490	G	N7-C8-N9	5.89	116.05	113.10
26	14	2820	A	C2-N3-C4	-5.89	107.65	110.60
1	13	802	A	C5-C6-N6	-5.89	118.99	123.70
26	1H	192	C	C4-C5-C6	-5.89	114.45	117.40
26	1H	827	U	C6-N1-C2	5.89	124.54	121.00
26	14	780	G	N1-C2-N3	5.89	127.44	123.90
26	14	1617	C	N3-C4-C5	-5.89	119.54	121.90
26	14	2251	G	N1-C2-N3	5.89	127.44	123.90
26	14	2673	G	C6-C5-N7	-5.89	126.86	130.40
26	1H	1426	G	C8-N9-C4	-5.89	104.04	106.40
26	1H	1656	C	C2-N3-C4	5.89	122.85	119.90
26	1H	2368	C	O5'-P-OP1	-5.89	100.40	105.70
1	13	1266	G	C4-N9-C1'	-5.89	118.84	126.50
26	1H	880	G	C8-N9-C4	-5.89	104.04	106.40
26	1H	1001	A	C8-N9-C4	-5.89	103.44	105.80
26	1H	1642	G	N3-C2-N2	-5.89	115.78	119.90
26	14	912	C	N3-C4-C5	-5.89	119.54	121.90
26	14	992	C	N3-C2-O2	-5.89	117.78	121.90
26	14	1257	C	C5-C6-N1	-5.89	118.06	121.00
26	14	1614	A	N1-C6-N6	5.89	122.13	118.60
26	14	1662	C	N3-C2-O2	-5.89	117.78	121.90
26	14	1695	G	C8-N9-C4	-5.89	104.04	106.40
26	1H	965	C	C2-N1-C1'	5.89	125.28	118.80
26	1H	1431	U	C5-C6-N1	5.89	125.64	122.70
26	1H	1653	G	N3-C4-N9	5.89	129.53	126.00
26	14	1630(A)	C	N1-C2-O2	-5.89	115.37	118.90
26	14	117	G	C4-C5-N7	5.89	113.16	110.80
1	13	752	G	N1-C6-O6	5.88	123.43	119.90
26	1H	657	U	OP1-P-O3'	-5.88	92.25	105.20
26	1H	1357	U	OP1-P-OP2	5.88	128.43	119.60
26	14	72	U	C4-C5-C6	5.88	123.23	119.70

Continued on next page...

Continued from previous page...

Mol	Chain	Res	Type	Atoms	Z	Observed(°)	Ideal(°)
26	14	97	C	C5-C6-N1	-5.88	118.06	121.00
26	14	1772	G	C5-C6-O6	-5.88	125.07	128.60
1	13	820	U	OP2-P-O3'	5.88	118.14	105.20
26	14	2620	C	C5-C6-N1	-5.88	118.06	121.00
26	1H	389	G	C6-C5-N7	-5.88	126.87	130.40
26	1H	1303	G	N9-C4-C5	5.88	107.75	105.40
26	1H	1619	G	C8-N9-C4	5.88	108.75	106.40
26	14	664	C	O5'-P-OP2	-5.88	100.41	105.70
26	14	1826	G	OP1-P-O3'	5.88	118.14	105.20
26	1H	690	G	C6-N1-C2	5.88	128.63	125.10
26	1H	795	C	C5-C6-N1	-5.88	118.06	121.00
26	1H	964	C	C5-C4-N4	-5.88	116.08	120.20
1	13	108	G	C8-N9-C1'	-5.88	119.36	127.00
26	1H	411	G	N1-C6-O6	-5.88	116.37	119.90
26	1H	719	C	C6-N1-C2	-5.88	117.95	120.30
26	1H	1342	A	N1-C2-N3	-5.88	126.36	129.30
26	1H	1437	C	N1-C2-O2	5.88	122.43	118.90
1	1G	1200	C	C2-N1-C1'	5.88	125.27	118.80
26	14	1266	G	C6-N1-C2	-5.88	121.57	125.10
26	14	1281	G	C5-C6-O6	-5.88	125.07	128.60
26	14	1992	G	C8-N9-C4	-5.88	104.05	106.40
26	14	2070	G	N1-C2-N3	5.88	127.43	123.90
1	13	52	G	C6-C5-N7	-5.88	126.87	130.40
1	13	1315	U	N3-C4-C5	-5.88	111.07	114.60
26	1H	465	G	OP1-P-OP2	-5.88	110.78	119.60
26	1H	471	A	P-O3'-C3'	-5.88	112.65	119.70
26	1H	582	G	C4-C5-N7	5.88	113.15	110.80
1	1G	1068	G	C8-N9-C4	-5.88	104.05	106.40
1	1G	1412	C	N3-C2-O2	5.88	126.01	121.90
26	14	944	G	N9-C4-C5	-5.88	103.05	105.40
26	1H	2083	G	C2-N3-C4	-5.88	108.96	111.90
26	14	459	U	N3-C2-O2	-5.88	118.09	122.20
26	14	1374	G	N7-C8-N9	5.88	116.04	113.10
26	14	1894	C	N3-C2-O2	-5.88	117.79	121.90
1	13	1089	G	N1-C6-O6	5.87	123.42	119.90
26	1H	2054	A	C5-N7-C8	-5.87	100.96	103.90
1	13	11	G	C4-C5-N7	-5.87	108.45	110.80
1	13	721	G	N3-C4-C5	-5.87	125.67	128.60
1	13	1253	G	N3-C4-C5	-5.87	125.66	128.60
26	1H	1022	G	C8-N9-C4	-5.87	104.05	106.40
26	1H	2048	G	N1-C2-N2	5.87	121.48	116.20
26	14	690	G	OP1-P-O3'	5.87	118.12	105.20

Continued on next page...

Continued from previous page...

Mol	Chain	Res	Type	Atoms	Z	Observed(°)	Ideal(°)
26	14	1559	G	N3-C4-C5	5.87	131.53	128.60
26	1H	2582	G	C6-C5-N7	-5.87	126.88	130.40
1	1G	401	C	C2-N3-C4	-5.87	116.97	119.90
1	13	266	G	N1-C6-O6	5.87	123.42	119.90
1	13	1516	G	C6-C5-N7	5.87	133.92	130.40
26	1H	55	G	OP1-P-OP2	-5.87	110.80	119.60
26	1H	508	G	N9-C1'-C2'	5.87	121.63	114.00
1	1G	355	C	C6-N1-C2	5.87	122.65	120.30
26	14	2794	C	N1-C2-O2	5.87	122.42	118.90
26	1H	238	C	C2-N3-C4	-5.87	116.97	119.90
26	1H	1402	C	C5-C6-N1	5.87	123.93	121.00
26	1H	1797	C	N3-C4-C5	5.87	124.25	121.90
1	13	813	U	N1-C2-O2	5.87	126.91	122.80
1	13	815	A	N1-C6-N6	-5.87	115.08	118.60
1	13	1529	G	N7-C8-N9	5.87	116.03	113.10
26	1H	526	A	N1-C6-N6	-5.87	115.08	118.60
26	1H	648	G	N3-C4-N9	-5.87	122.48	126.00
26	1H	906	G	C5-C6-O6	-5.87	125.08	128.60
26	1H	1334	G	C4-C5-N7	5.87	113.15	110.80
26	1H	1501	C	OP1-P-OP2	-5.87	110.80	119.60
1	1G	1322	C	C6-N1-C1'	-5.87	113.76	120.80
26	14	396	G	C4-C5-N7	-5.87	108.45	110.80
26	14	845	G	C8-N9-C1'	-5.87	119.38	127.00
26	14	2197	U	C5-C6-N1	-5.87	119.77	122.70
26	14	2374	C	N1-C2-O2	-5.87	115.38	118.90
26	14	2436	G	N1-C6-O6	5.87	123.42	119.90
26	1H	600	G	N7-C8-N9	-5.86	110.17	113.10
26	1H	1759	A	OP1-P-OP2	5.86	128.40	119.60
27	16	89	G	C5-C6-O6	-5.86	125.08	128.60
26	14	525	U	N1-C2-O2	-5.86	118.70	122.80
26	14	732	C	C4-C5-C6	5.86	120.33	117.40
26	14	1929	G	C5-C6-O6	-5.86	125.08	128.60
26	14	1950	G	C8-N9-C1'	-5.86	119.38	127.00
41	75	8	LYS	CB-CG-CD	-5.86	96.35	111.60
1	13	1080	A	C8-N9-C4	5.86	108.14	105.80
26	14	759	G	C6-N1-C2	-5.86	121.58	125.10
26	14	1342	A	N9-C1'-C2'	5.86	121.62	114.00
26	14	1649	G	N1-C6-O6	-5.86	116.38	119.90
26	14	2779	U	C2-N3-C4	-5.86	123.48	127.00
26	1H	37	C	C5-C4-N4	5.86	124.30	120.20
26	1H	1275	A	O5'-P-OP1	-5.86	100.43	105.70
26	1H	1379	A	C2-N3-C4	-5.86	107.67	110.60

Continued on next page...

Continued from previous page...

Mol	Chain	Res	Type	Atoms	Z	Observed(°)	Ideal(°)
26	1H	1939	U	N3-C4-C5	5.86	118.11	114.60
26	1H	2711	A	N1-C6-N6	5.86	122.11	118.60
26	14	1786	A	N3-C4-C5	5.86	130.90	126.80
26	14	1801	G	C4-C5-N7	5.86	113.14	110.80
1	13	303	A	C5-C6-N1	5.86	120.63	117.70
1	13	765	G	N3-C4-N9	5.86	129.51	126.00
26	1H	124	G	C4-C5-N7	5.86	113.14	110.80
26	1H	1602	U	O5'-P-OP2	5.86	117.73	110.70
1	1G	1301	U	N3-C2-O2	-5.86	118.10	122.20
26	14	375	C	C5-C6-N1	-5.86	118.07	121.00
26	14	1123	C	C6-N1-C2	5.86	122.64	120.30
26	14	1601	G	C8-N9-C4	5.86	108.74	106.40
1	13	946	A	O5'-P-OP1	-5.86	100.43	105.70
26	1H	2428	G	N1-C6-O6	-5.86	116.39	119.90
1	13	786	G	N1-C6-O6	-5.85	116.39	119.90
26	1H	2342	C	N3-C4-C5	-5.85	119.56	121.90
26	14	1260	G	C5-C6-O6	-5.85	125.09	128.60
26	14	2065	C	N1-C2-O2	5.85	122.41	118.90
26	14	2436	G	N3-C2-N2	-5.85	115.80	119.90
1	13	667	G	N9-C4-C5	5.85	107.74	105.40
1	13	792	A	C5-C6-N1	5.85	120.63	117.70
26	1H	74	A	C4-C5-N7	5.85	113.63	110.70
26	1H	2332	U	N1-C2-N3	-5.85	111.39	114.90
26	1H	2635	C	C6-N1-C2	5.85	122.64	120.30
1	1G	122	G	N1-C6-O6	5.85	123.41	119.90
26	1H	498	G	C8-N9-C4	5.85	108.74	106.40
1	13	282	A	N1-C6-N6	-5.85	115.09	118.60
1	13	1276	G	N1-C6-O6	5.85	123.41	119.90
26	1H	647	G	N3-C2-N2	-5.85	115.81	119.90
26	1H	701	G	N7-C8-N9	5.85	116.03	113.10
26	1H	975	G	N1-C2-N2	5.85	121.46	116.20
26	1H	1203	G	N1-C6-O6	-5.85	116.39	119.90
26	1H	1203	G	C2-N3-C4	5.85	114.83	111.90
26	1H	1688	U	C5-C6-N1	-5.85	119.78	122.70
1	1G	946	A	O5'-P-OP1	-5.85	100.44	105.70
1	13	843	U	N1-C2-O2	5.85	126.89	122.80
26	1H	1375	C	OP1-P-O3'	5.85	118.07	105.20
26	1H	2595	G	N9-C4-C5	-5.85	103.06	105.40
26	14	188	G	C2-N3-C4	-5.85	108.98	111.90
26	14	385	C	P-O3'-C3'	5.85	126.72	119.70
26	14	811	U	C6-N1-C2	-5.85	117.49	121.00
26	1H	143	C	C5-C6-N1	-5.85	118.08	121.00

Continued on next page...

Continued from previous page...

Mol	Chain	Res	Type	Atoms	Z	Observed(°)	Ideal(°)
26	1H	391	G	C5-C6-N1	-5.85	108.58	111.50
26	1H	821	A	C4-C5-C6	5.85	119.92	117.00
26	1H	2049	G	O5'-P-OP2	-5.85	100.44	105.70
1	13	12	U	N3-C4-C5	-5.84	111.09	114.60
1	13	138	G	N1-C6-O6	5.84	123.41	119.90
1	13	1432	G	N1-C6-O6	5.84	123.41	119.90
26	1H	79	G	N7-C8-N9	5.84	116.02	113.10
26	1H	432	A	N9-C4-C5	-5.84	103.46	105.80
26	1H	791	C	C6-N1-C2	5.84	122.64	120.30
26	1H	2009	G	OP1-P-O3'	5.84	118.06	105.20
26	1H	2054	A	N7-C8-N9	5.84	116.72	113.80
26	1H	2347	C	OP2-P-O3'	5.84	118.06	105.20
27	16	103	U	C2-N3-C4	-5.84	123.49	127.00
1	13	115	G	P-O3'-C3'	5.84	126.71	119.70
26	1H	142	G	N3-C4-C5	5.84	131.52	128.60
26	1H	662	G	O5'-P-OP2	-5.84	100.44	105.70
26	1H	805	G	N9-C4-C5	-5.84	103.06	105.40
26	1H	1156	A	C5-N7-C8	-5.84	100.98	103.90
26	1H	2780	G	C5-C6-O6	5.84	132.11	128.60
26	14	2281	C	C6-N1-C1'	-5.84	113.79	120.80
26	1H	107	C	N3-C2-O2	5.84	125.99	121.90
26	1H	853	G	N3-C2-N2	5.84	123.99	119.90
1	1G	354	G	C6-C5-N7	-5.84	126.89	130.40
26	14	1204	A	N1-C2-N3	5.84	132.22	129.30
1	13	1502	A	N1-C2-N3	5.84	132.22	129.30
26	1H	414	C	C5-C6-N1	-5.84	118.08	121.00
26	1H	1579	A	N9-C4-C5	5.84	108.14	105.80
26	1H	2442	C	C5-C6-N1	-5.84	118.08	121.00
26	14	217	G	O5'-P-OP2	5.84	117.71	110.70
26	14	834	C	N1-C2-O2	-5.84	115.40	118.90
26	14	1617	C	N1-C2-O2	-5.84	115.40	118.90
26	1H	728	G	N7-C8-N9	-5.84	110.18	113.10
26	1H	1568	G	N3-C4-C5	5.84	131.52	128.60
1	13	886	G	C4-C5-N7	-5.84	108.47	110.80
26	1H	462	C	N1-C2-O2	-5.84	115.40	118.90
26	1H	1638	C	O5'-P-OP2	-5.84	100.45	105.70
26	14	720	C	N3-C2-O2	5.84	125.98	121.90
26	14	735	A	N7-C8-N9	-5.84	110.88	113.80
26	1H	862	G	C5-C6-N1	5.83	114.42	111.50
26	14	2433	A	C2-N3-C4	-5.83	107.68	110.60
1	13	1504	G	C2-N3-C4	-5.83	108.98	111.90
26	1H	1433	U	N1-C2-N3	5.83	118.40	114.90

Continued on next page...

Continued from previous page...

Mol	Chain	Res	Type	Atoms	Z	Observed(°)	Ideal(°)
26	1H	1695	G	OP1-P-OP2	5.83	128.35	119.60
26	14	2028	U	C5-C6-N1	-5.83	119.78	122.70
26	1H	424	G	C6-C5-N7	-5.83	126.90	130.40
26	1H	1800	C	N1-C2-O2	-5.83	115.40	118.90
26	1H	1933	G	N9-C4-C5	5.83	107.73	105.40
1	1G	1411	C	C2-N3-C4	-5.83	116.98	119.90
26	14	2392	A	O5'-P-OP1	-5.83	100.45	105.70
26	1H	1381	G	N1-C2-N2	5.83	121.45	116.20
26	1H	950	G	C5-C6-O6	5.83	132.10	128.60
26	1H	1241	A	C4-C5-N7	5.83	113.61	110.70
26	1H	1253	A	N9-C4-C5	-5.83	103.47	105.80
26	1H	2561	A	C8-N9-C4	5.83	108.13	105.80
26	1H	2755	C	N1-C2-O2	-5.83	115.40	118.90
1	13	668	G	N3-C4-C5	-5.83	125.69	128.60
26	1H	2868	A	OP2-P-O3'	5.83	118.02	105.20
26	1H	805	G	OP1-P-O3'	5.83	118.02	105.20
26	1H	1661	G	C6-N1-C2	-5.83	121.60	125.10
1	1G	1374	A	N1-C2-N3	5.83	132.21	129.30
26	14	1021	A	C5-C6-N1	-5.83	114.79	117.70
23	2K	48	U	P-O3'-C3'	5.82	126.69	119.70
26	1H	103	A	C8-N9-C4	5.82	108.13	105.80
26	1H	432	A	N1-C6-N6	5.82	122.09	118.60
26	1H	588	U	C5-C6-N1	-5.82	119.79	122.70
26	1H	769	G	OP1-P-OP2	5.82	128.34	119.60
26	1H	770	G	N3-C4-N9	-5.82	122.51	126.00
26	1H	2469	A	C5-N7-C8	-5.82	100.99	103.90
26	1H	2600	A	N9-C4-C5	5.82	108.13	105.80
1	1G	228	A	N1-C6-N6	5.82	122.09	118.60
26	14	2217	G	C5-C6-O6	-5.82	125.11	128.60
26	1H	253	C	C6-N1-C2	5.82	122.63	120.30
26	1H	1373	A	C6-N1-C2	-5.82	115.11	118.60
26	1H	1839	G	C8-N9-C4	5.82	108.73	106.40
26	1H	2028	U	C6-N1-C2	-5.82	117.51	121.00
1	1G	1128	C	C5-C6-N1	5.82	123.91	121.00
26	14	864	G	C8-N9-C4	-5.82	104.07	106.40
26	14	1938	A	N1-C6-N6	5.82	122.09	118.60
26	14	2567	G	N7-C8-N9	-5.82	110.19	113.10
26	1H	17	G	N3-C4-N9	5.82	129.49	126.00
26	1H	450	G	C8-N9-C4	-5.82	104.07	106.40
26	1H	702	G	N1-C2-N3	5.82	127.39	123.90
1	1G	52	G	C5-C6-O6	5.82	132.09	128.60
1	1G	1431	C	C6-N1-C2	-5.82	117.97	120.30

Continued on next page...

Continued from previous page...

Mol	Chain	Res	Type	Atoms	Z	Observed(°)	Ideal(°)
26	14	1528	A	C5-N7-C8	-5.82	100.99	103.90
26	14	1644	C	N3-C2-O2	-5.82	117.83	121.90
26	14	1686	C	N1-C2-O2	5.82	122.39	118.90
1	13	741	G	OP1-P-OP2	5.82	128.33	119.60
1	13	903	G	N1-C2-N2	-5.82	110.96	116.20
1	13	1529	G	C5-N7-C8	-5.82	101.39	104.30
26	1H	609	A	C5-C6-N1	-5.82	114.79	117.70
26	1H	742	G	N9-C4-C5	5.82	107.73	105.40
1	1G	523	A	N3-C4-C5	5.82	130.87	126.80
1	13	243	A	O4'-C1'-N9	5.82	112.85	108.20
26	1H	59	U	N3-C4-C5	-5.82	111.11	114.60
26	1H	106	C	C6-N1-C2	-5.82	117.97	120.30
26	1H	462	C	OP1-P-OP2	5.82	128.33	119.60
26	1H	698	C	C2-N3-C4	-5.82	116.99	119.90
26	1H	1309	G	O5'-P-OP2	-5.82	100.47	105.70
26	1H	1769	G	C4-C5-N7	-5.82	108.47	110.80
26	1H	2723	C	N3-C4-N4	-5.82	113.93	118.00
26	14	2502	G	C5-C6-N1	5.82	114.41	111.50
1	13	765	G	C4-C5-C6	5.82	122.29	118.80
1	13	1498	U	P-O3'-C3'	5.82	126.68	119.70
26	1H	962	G	C5-C6-N1	5.82	114.41	111.50
26	14	779	U	N3-C4-O4	5.82	123.47	119.40
26	14	786	C	N3-C4-C5	5.82	124.23	121.90
26	14	1105	U	C5-C6-N1	5.82	125.61	122.70
26	14	1425	G	OP1-P-O3'	5.82	117.99	105.20
26	14	2522	U	O5'-P-OP2	-5.82	100.47	105.70
26	1H	796	C	N3-C4-C5	5.81	124.23	121.90
1	1G	1374	A	O4'-C1'-N9	5.81	112.85	108.20
1	13	1478	C	N3-C4-C5	5.81	124.22	121.90
26	14	391	G	C6-C5-N7	-5.81	126.91	130.40
26	1H	756	C	N3-C2-O2	5.81	125.97	121.90
26	1H	1622	G	N1-C6-O6	-5.81	116.41	119.90
26	14	641	C	C6-N1-C2	5.81	122.62	120.30
26	14	1349	A	N1-C2-N3	5.81	132.21	129.30
26	1H	247	G	N7-C8-N9	-5.81	110.20	113.10
26	1H	441	U	N1-C2-N3	-5.81	111.41	114.90
26	1H	1525	G	O5'-P-OP2	-5.81	100.47	105.70
26	1H	1809	A	C2-N3-C4	-5.81	107.70	110.60
26	1H	2311	A	C5-C6-N1	-5.81	114.80	117.70
1	1G	815	A	OP2-P-O3'	5.81	117.98	105.20
1	1G	1281	U	C2-N1-C1'	5.81	124.67	117.70
26	14	777	A	C5-N7-C8	-5.81	101.00	103.90

Continued on next page...

Continued from previous page...

Mol	Chain	Res	Type	Atoms	Z	Observed(°)	Ideal(°)
26	14	822	U	C4-C5-C6	-5.81	116.21	119.70
1	13	878	G	N3-C2-N2	5.81	123.97	119.90
1	13	1049	U	C6-N1-C2	5.81	124.48	121.00
26	1H	180	G	N1-C2-N3	5.81	127.39	123.90
26	1H	247	G	N1-C6-O6	-5.81	116.42	119.90
26	1H	1330	C	N3-C4-C5	5.81	124.22	121.90
26	1H	1413	G	N7-C8-N9	5.81	116.00	113.10
1	1G	362	G	C6-C5-N7	5.81	133.88	130.40
1	1G	1260	C	C5-C6-N1	5.81	123.90	121.00
26	14	433	C	C6-N1-C2	-5.81	117.98	120.30
26	14	1977	A	N1-C2-N3	5.81	132.20	129.30
26	14	2581	G	O4'-C1'-N9	5.81	112.85	108.20
26	14	782	A	C8-N9-C4	-5.81	103.48	105.80
26	14	879	G	C4-N9-C1'	5.81	134.05	126.50
1	13	266	G	C5-N7-C8	-5.80	101.40	104.30
26	1H	2064	C	C6-N1-C2	-5.80	117.98	120.30
26	1H	2447	G	N3-C2-N2	-5.80	115.84	119.90
26	14	396	G	C8-N9-C4	-5.80	104.08	106.40
26	14	1616	A	N1-C6-N6	5.80	122.08	118.60
1	13	878	G	OP1-P-O3'	5.80	117.97	105.20
26	1H	830	G	C4-C5-N7	-5.80	108.48	110.80
6	52	14	LEU	CA-CB-CG	5.80	128.65	115.30
1	13	292	G	C5-C6-O6	5.80	132.08	128.60
1	13	509	A	C2'-C3'-O3'	5.80	122.98	113.70
26	1H	241	A	N9-C4-C5	-5.80	103.48	105.80
26	1H	1823	G	N7-C8-N9	5.80	116.00	113.10
26	1H	2431	U	OP1-P-OP2	5.80	128.30	119.60
1	1G	568	G	C8-N9-C4	-5.80	104.08	106.40
26	14	1349	A	N7-C8-N9	5.80	116.70	113.80
26	14	2722	G	C5-C6-O6	-5.80	125.12	128.60
26	1H	252	G	O5'-P-OP2	-5.80	100.48	105.70
26	1H	501	A	C5-C6-N1	-5.80	114.80	117.70
26	1H	1429	G	N1-C2-N2	-5.80	110.98	116.20
23	2L	77	A	N1-C6-N6	5.80	122.08	118.60
24	3L	21	A	C2-N3-C4	5.80	113.50	110.60
26	14	217	G	O5'-P-OP1	-5.80	100.48	105.70
26	14	477	A	C8-N9-C4	-5.80	103.48	105.80
26	14	698	C	C2-N3-C4	5.80	122.80	119.90
26	14	897	C	C6-N1-C1'	-5.80	113.84	120.80
26	14	1018	C	C6-N1-C2	-5.80	117.98	120.30
26	14	1328	G	C4-C5-N7	5.80	113.12	110.80
26	14	1605	C	C2-N3-C4	-5.80	117.00	119.90

Continued on next page...

Continued from previous page...

Mol	Chain	Res	Type	Atoms	Z	Observed(°)	Ideal(°)
26	14	2873	A	N9-C1'-C2'	5.80	121.54	114.00
26	1H	2582	G	OP1-P-OP2	-5.80	110.90	119.60
22	1L	69	A	P-O3'-C3'	5.80	126.66	119.70
26	14	1626	G	N1-C6-O6	-5.80	116.42	119.90
26	14	1930	G	C4-C5-N7	-5.80	108.48	110.80
1	13	940	C	N3-C4-C5	5.80	124.22	121.90
1	13	1440	C	C6-N1-C2	5.80	122.62	120.30
26	1H	2586	C	N3-C2-O2	5.80	125.96	121.90
27	16	45	A	N7-C8-N9	5.80	116.70	113.80
26	14	650	C	C6-N1-C2	-5.80	117.98	120.30
26	14	1974	C	C6-N1-C2	5.80	122.62	120.30
26	14	2348	U	N1-C2-O2	5.80	126.86	122.80
26	14	2382	G	N3-C4-N9	5.80	129.48	126.00
26	1H	141(A)	C	N3-C4-N4	5.79	122.06	118.00
26	1H	1374	G	C8-N9-C4	-5.79	104.08	106.40
26	1H	2690	C	C2-N3-C4	-5.79	117.00	119.90
24	3L	76	A	C2-N3-C4	-5.79	107.70	110.60
26	14	2453	A	O5'-P-OP2	-5.79	100.48	105.70
26	1H	236	C	C4-C5-C6	5.79	120.30	117.40
26	1H	265	A	N1-C6-N6	5.79	122.08	118.60
26	1H	1615	C	N1-C2-O2	5.79	122.38	118.90
26	1H	2616	C	C2-N3-C4	-5.79	117.00	119.90
26	1H	2779	U	C5-C6-N1	-5.79	119.80	122.70
26	14	800	A	OP1-P-OP2	5.79	128.29	119.60
26	14	2012	G	C6-C5-N7	-5.79	126.92	130.40
26	14	2235	G	N3-C4-C5	-5.79	125.70	128.60
26	1H	681	G	N3-C2-N2	5.79	123.95	119.90
26	1H	1976	U	N1-C2-N3	5.79	118.38	114.90
26	14	621	A	C6-C5-N7	-5.79	128.25	132.30
26	14	2000	G	C5-C6-N1	5.79	114.40	111.50
26	14	2872	G	C8-N9-C4	-5.79	104.08	106.40
1	13	656	C	C4-C5-C6	-5.79	114.50	117.40
1	13	792	A	C6-N1-C2	-5.79	115.13	118.60
26	1H	778	G	C5-C6-O6	5.79	132.07	128.60
26	1H	797	C	OP1-P-OP2	-5.79	110.92	119.60
26	1H	1586	A	C6-C5-N7	-5.79	128.25	132.30
38	88	138	ASP	CB-CG-OD2	5.79	123.51	118.30
1	1G	388	G	C5-C6-O6	5.79	132.07	128.60
26	14	1920	C	O5'-P-OP2	-5.79	100.49	105.70
1	13	778	G	N3-C4-C5	5.79	131.49	128.60
1	13	1530	G	N3-C4-C5	5.79	131.49	128.60
26	1H	1241	A	C6-C5-N7	-5.79	128.25	132.30

Continued on next page...

Continued from previous page...

Mol	Chain	Res	Type	Atoms	Z	Observed(°)	Ideal(°)
26	1H	2083	G	C6-C5-N7	-5.79	126.93	130.40
26	1H	2088	G	N1-C6-O6	-5.79	116.43	119.90
26	1H	2700	C	C5-C6-N1	-5.79	118.11	121.00
1	1G	24	U	OP1-P-OP2	5.79	128.28	119.60
1	1G	772	U	N3-C2-O2	-5.79	118.15	122.20
26	14	1342	A	C5-N7-C8	-5.79	101.01	103.90
26	14	1760	A	C5-C6-N1	5.79	120.59	117.70
1	13	758	G	N3-C2-N2	-5.79	115.85	119.90
26	1H	798	G	N3-C4-C5	5.79	131.49	128.60
26	1H	1324	G	N9-C4-C5	5.79	107.72	105.40
26	14	181	A	C8-N9-C4	5.79	108.11	105.80
26	14	2431	U	C5-C6-N1	-5.79	119.81	122.70
26	14	2726	U	O5'-P-OP2	-5.79	100.49	105.70
1	13	580	U	N1-C2-N3	5.78	118.37	114.90
26	1H	129	C	C2-N1-C1'	5.78	125.16	118.80
26	1H	428	A	OP1-P-O3'	5.78	117.92	105.20
26	1H	1021	A	C6-C5-N7	-5.78	128.25	132.30
26	1H	1815	A	O5'-P-OP2	-5.78	100.49	105.70
27	16	41	U	C6-N1-C2	5.78	124.47	121.00
26	14	2606	C	N3-C4-C5	5.78	124.21	121.90
1	13	1530	G	C5-C6-O6	-5.78	125.13	128.60
1	1G	721	G	C6-C5-N7	-5.78	126.93	130.40
26	14	201	C	C6-N1-C2	5.78	122.61	120.30
26	14	2033	A	C5-C6-N1	5.78	120.59	117.70
26	14	2068	U	O5'-P-OP1	-5.78	100.50	105.70
26	14	2358	G	C4-C5-N7	-5.78	108.49	110.80
1	13	607	A	C2-N3-C4	-5.78	107.71	110.60
26	14	2871	C	N3-C2-O2	-5.78	117.86	121.90
26	1H	834	C	OP2-P-O3'	5.78	117.91	105.20
26	1H	1988	C	N3-C4-C5	-5.78	119.59	121.90
26	14	2711	A	C6-N1-C2	5.78	122.07	118.60
1	13	49	U	N1-C2-O2	-5.78	118.76	122.80
1	13	887	G	C5-C6-O6	-5.78	125.14	128.60
26	1H	335	C	N3-C4-N4	5.78	122.04	118.00
1	1G	721	G	N7-C8-N9	5.77	115.99	113.10
1	13	1084	G	N3-C4-C5	-5.77	125.71	128.60
26	1H	245	G	N7-C8-N9	5.77	115.99	113.10
26	1H	1564	C	C6-N1-C2	-5.77	117.99	120.30
26	1H	1644	C	N3-C2-O2	-5.77	117.86	121.90
26	1H	2259	G	N1-C6-O6	5.77	123.36	119.90
26	1H	2367	G	C5-N7-C8	-5.77	101.41	104.30
26	1H	2559	C	C4-C5-C6	5.77	120.29	117.40

Continued on next page...

Continued from previous page...

Mol	Chain	Res	Type	Atoms	Z	Observed(°)	Ideal(°)
26	14	149	A	C4-C5-C6	5.77	119.89	117.00
26	14	449	A	N1-C6-N6	5.77	122.06	118.60
26	14	1857	G	N1-C6-O6	5.77	123.36	119.90
22	1L	71	C	N1-C2-O2	5.77	122.36	118.90
26	14	854	G	C5-C6-N1	-5.77	108.61	111.50
26	14	1321	A	N7-C8-N9	-5.77	110.91	113.80
1	13	50	A	C2-N3-C4	5.77	113.48	110.60
26	1H	732	C	C4-C5-C6	5.77	120.28	117.40
26	1H	919	G	O5'-P-OP1	-5.77	100.51	105.70
26	1H	945	A	N9-C4-C5	-5.77	103.49	105.80
26	1H	2076	U	O5'-P-OP1	-5.77	100.51	105.70
26	1H	2261	C	OP1-P-OP2	-5.77	110.95	119.60
26	1H	2748	A	N1-C2-N3	5.77	132.18	129.30
26	14	1570	A	C5-C6-N1	-5.77	114.82	117.70
1	13	58	C	N3-C4-C5	5.77	124.21	121.90
1	13	952	U	C5-C6-N1	-5.77	119.82	122.70
1	13	1409	C	C5-C6-N1	-5.77	118.12	121.00
26	1H	271(B)	G	C8-N9-C1'	-5.77	119.50	127.00
26	1H	1021	A	N3-C4-C5	5.77	130.84	126.80
26	1H	1819	A	C5-C6-N1	5.77	120.58	117.70
26	1H	2764	A	C5-C6-N1	-5.77	114.82	117.70
26	14	1586	A	N1-C6-N6	5.77	122.06	118.60
26	14	1671	U	N1-C2-N3	-5.77	111.44	114.90
26	14	2429	G	C5-C6-O6	-5.77	125.14	128.60
26	1H	922	U	N1-C2-O2	-5.76	118.76	122.80
26	1H	1296	G	C5-C6-O6	5.76	132.06	128.60
26	1H	1453	A	C4-C5-C6	5.76	119.88	117.00
26	1H	1784	A	O4'-C1'-N9	-5.76	103.59	108.20
26	1H	1901	A	C2-N3-C4	5.76	113.48	110.60
26	14	603	A	O4'-C1'-N9	5.76	112.81	108.20
26	14	811	U	N1-C2-N3	5.76	118.36	114.90
26	14	2075	U	OP2-P-O3'	5.76	117.88	105.20
26	14	2083	G	C4-C5-C6	5.76	122.26	118.80
27	1J	22	U	N3-C2-O2	-5.76	118.17	122.20
26	1H	1776	G	C8-N9-C4	5.76	108.70	106.40
26	14	1519	G	C4-C5-N7	-5.76	108.50	110.80
26	1H	650	C	N1-C2-O2	-5.76	115.44	118.90
26	1H	827	U	N3-C4-O4	5.76	123.43	119.40
26	1H	1964	G	OP2-P-O3'	5.76	117.88	105.20
26	1H	2068	U	C2-N3-C4	5.76	130.46	127.00
26	1H	2562	U	N1-C2-N3	5.76	118.36	114.90
1	1G	497	U	N3-C2-O2	-5.76	118.17	122.20

Continued on next page...

Continued from previous page...

Mol	Chain	Res	Type	Atoms	Z	Observed(°)	Ideal(°)
26	14	897	C	C5-C6-N1	5.76	123.88	121.00
26	14	947	G	C8-N9-C4	-5.76	104.10	106.40
26	14	1257	C	C4-C5-C6	5.76	120.28	117.40
26	14	2511	U	N3-C2-O2	-5.76	118.17	122.20
1	13	690	G	N1-C2-N3	5.76	127.36	123.90
26	1H	1004	C	N3-C4-C5	-5.76	119.60	121.90
26	1H	1313	U	C2-N1-C1'	5.76	124.61	117.70
26	1H	1336	A	N9-C4-C5	5.76	108.10	105.80
26	14	455	C	N3-C2-O2	-5.76	117.87	121.90
26	14	2067	G	OP1-P-O3'	5.76	117.87	105.20
26	14	2637	U	N3-C4-O4	5.76	123.43	119.40
26	1H	1595	G	O5'-P-OP1	-5.76	100.52	105.70
22	1L	20	U	N1-C2-O2	5.76	126.83	122.80
26	14	35	G	O5'-P-OP2	-5.76	100.52	105.70
26	14	1416	G	N7-C8-N9	-5.76	110.22	113.10
1	13	645	C	N1-C2-O2	5.76	122.35	118.90
26	1H	124	G	N1-C2-N3	-5.76	120.45	123.90
26	1H	842	G	N3-C4-C5	5.76	131.48	128.60
1	1G	437	U	N3-C2-O2	-5.76	118.17	122.20
26	14	2006	C	N1-C2-N3	-5.76	115.17	119.20
24	3K	2	G	C6-C5-N7	-5.75	126.95	130.40
26	14	1659	U	C5-C4-O4	-5.75	122.45	125.90
26	14	1695	G	C4-N9-C1'	5.75	133.98	126.50
26	14	1802	A	C5-C6-N6	-5.75	119.10	123.70
26	1H	764	A	N1-C6-N6	5.75	122.05	118.60
26	1H	1634	A	C4-C5-C6	5.75	119.88	117.00
1	1G	1228	C	N1-C2-O2	5.75	122.35	118.90
26	14	122	G	OP1-P-O3'	-5.75	92.55	105.20
26	14	1475	G	N1-C6-O6	5.75	123.35	119.90
26	14	2253	G	C5-N7-C8	-5.75	101.42	104.30
1	13	861	G	O5'-P-OP1	-5.75	100.53	105.70
26	1H	751	A	N1-C6-N6	-5.75	115.15	118.60
26	14	585	G	C5-N7-C8	-5.75	101.42	104.30
1	13	651	C	N3-C2-O2	-5.75	117.88	121.90
1	13	1518	A	C4-C5-N7	-5.75	107.83	110.70
26	1H	410	G	C5-C6-O6	-5.75	125.15	128.60
26	1H	2573	C	C6-N1-C2	-5.75	118.00	120.30
1	1G	668	G	C8-N9-C4	-5.75	104.10	106.40
26	14	2489	G	N1-C6-O6	5.75	123.35	119.90
26	1H	298	G	N3-C4-C5	5.75	131.47	128.60
26	1H	1375	C	C5-C4-N4	-5.75	116.18	120.20
26	1H	2578	G	C5-C6-O6	5.75	132.05	128.60

Continued on next page...

Continued from previous page...

Mol	Chain	Res	Type	Atoms	Z	Observed(°)	Ideal(°)
1	1G	307	C	C6-N1-C2	5.75	122.60	120.30
23	2L	77	A	N3-C4-C5	5.75	130.82	126.80
26	14	567	A	C5-N7-C8	-5.75	101.03	103.90
26	14	2276	G	C5-C6-N1	-5.75	108.63	111.50
26	14	2688	U	C4-C5-C6	5.75	123.15	119.70
1	13	572	A	O4'-C1'-N9	5.75	112.80	108.20
24	3K	72	C	C4-C5-C6	-5.75	114.53	117.40
26	1H	1244	G	C4-C5-N7	5.75	113.10	110.80
26	1H	1366	A	N1-C6-N6	5.75	122.05	118.60
26	1H	2335	A	C6-N1-C2	-5.75	115.15	118.60
26	1H	2457	U	N3-C2-O2	5.75	126.22	122.20
1	1G	402	G	O5'-P-OP1	5.75	117.59	110.70
26	14	489	G	C4-C5-N7	5.75	113.10	110.80
26	14	2766	G	C6-C5-N7	-5.75	126.95	130.40
26	1H	2259	G	C8-N9-C4	5.74	108.70	106.40
26	1H	2488	A	N1-C6-N6	5.74	122.05	118.60
26	14	2607	G	N1-C6-O6	5.74	123.35	119.90
26	14	2779	U	C5-C6-N1	-5.74	119.83	122.70
1	13	843	U	C6-N1-C2	-5.74	117.56	121.00
26	1H	212	G	N3-C2-N2	5.74	123.92	119.90
26	1H	1203	G	C8-N9-C4	-5.74	104.10	106.40
1	1G	38	G	N1-C6-O6	5.74	123.34	119.90
1	1G	525	C	C5-C6-N1	5.74	123.87	121.00
22	1L	74	C	C5-C4-N4	-5.74	116.18	120.20
26	14	1688	U	N1-C2-O2	-5.74	118.78	122.80
26	1H	1342	A	C5-N7-C8	-5.74	101.03	103.90
26	1H	2279	G	O5'-P-OP1	-5.74	100.53	105.70
26	14	739	G	N3-C4-N9	-5.74	122.56	126.00
26	14	1022	G	C4-C5-N7	-5.74	108.50	110.80
26	14	1370	C	N3-C2-O2	5.74	125.92	121.90
26	14	1476	C	C6-N1-C2	5.74	122.60	120.30
1	13	130	A	O5'-P-OP1	-5.74	100.53	105.70
1	13	1331	G	O5'-P-OP1	5.74	117.59	110.70
22	1K	63	U	N1-C2-O2	5.74	126.82	122.80
26	1H	141(A)	C	OP1-P-O3'	-5.74	92.58	105.20
26	1H	1389	G	C5-C6-N1	5.74	114.37	111.50
26	1H	2505	G	C5-C6-N1	-5.74	108.63	111.50
26	14	2818	G	N7-C8-N9	-5.74	110.23	113.10
1	13	1530	G	C5-N7-C8	-5.74	101.43	104.30
26	1H	837	C	N3-C4-N4	5.74	122.02	118.00
26	1H	422	A	N1-C6-N6	5.74	122.04	118.60
26	1H	509	C	N3-C2-O2	-5.74	117.89	121.90

Continued on next page...

Continued from previous page...

Mol	Chain	Res	Type	Atoms	Z	Observed(°)	Ideal(°)
26	1H	692	C	C4-C5-C6	5.74	120.27	117.40
26	1H	1333	C	C5-C4-N4	-5.74	116.19	120.20
26	1H	1971	A	C6-N1-C2	-5.74	115.16	118.60
26	1H	2639	A	C2-N3-C4	-5.74	107.73	110.60
26	1H	2778	A	OP1-P-O3'	5.74	117.82	105.20
35	58	21	LYS	C-N-CA	-5.74	107.36	121.70
1	1G	774	G	N1-C6-O6	5.74	123.34	119.90
1	1G	795	C	C6-N1-C2	-5.74	118.00	120.30
26	14	2489	G	OP2-P-O3'	5.73	117.81	105.20
26	14	2585	U	C2-N1-C1'	5.73	124.58	117.70
1	13	455	C	C5-C4-N4	-5.73	116.19	120.20
26	1H	130	C	N1-C2-O2	5.73	122.34	118.90
26	1H	217	G	N3-C2-N2	-5.73	115.89	119.90
26	1H	2268	A	N9-C4-C5	-5.73	103.51	105.80
1	1G	1417	G	C5-C6-N1	-5.73	108.63	111.50
1	1G	1479	C	N1-C2-O2	5.73	122.34	118.90
26	14	862	G	C5-C6-O6	5.73	132.04	128.60
26	14	1313	U	N1-C2-O2	-5.73	118.79	122.80
26	14	1702	G	C8-N9-C1'	-5.73	119.55	127.00
26	1H	30	G	C6-C5-N7	-5.73	126.96	130.40
26	1H	208	C	OP1-P-OP2	5.73	128.19	119.60
26	1H	650	C	C6-N1-C2	-5.73	118.01	120.30
26	1H	1389	G	C6-N1-C2	-5.73	121.66	125.10
26	1H	1700	A	OP1-P-OP2	5.73	128.20	119.60
26	1H	1937	A	C4-C5-N7	-5.73	107.83	110.70
26	1H	2856	C	C5-C6-N1	5.73	123.86	121.00
26	14	102	G	O4'-C1'-N9	5.73	112.78	108.20
26	14	570	G	C4-N9-C1'	5.73	133.95	126.50
26	14	1966	A	C8-N9-C4	-5.73	103.51	105.80
26	14	2227	A	C5-C6-N6	5.73	128.28	123.70
26	1H	175	G	C5-C6-O6	5.73	132.04	128.60
26	14	604	G	C8-N9-C4	5.73	108.69	106.40
26	1H	144	C	N3-C4-N4	-5.73	113.99	118.00
26	1H	659	C	OP1-P-O3'	-5.73	92.60	105.20
26	1H	1361	G	N1-C6-O6	-5.73	116.46	119.90
26	1H	1819	A	N9-C4-C5	-5.73	103.51	105.80
26	1H	2451	A	N9-C4-C5	5.73	108.09	105.80
26	14	684	G	N1-C6-O6	-5.73	116.46	119.90
26	14	862	G	N1-C6-O6	-5.73	116.46	119.90
26	14	2239	G	N9-C4-C5	-5.73	103.11	105.40
1	13	1252	A	O5'-P-OP2	-5.73	100.55	105.70
1	13	1504	G	C8-N9-C4	5.73	108.69	106.40

Continued on next page...

Continued from previous page...

Mol	Chain	Res	Type	Atoms	Z	Observed(°)	Ideal(°)
26	14	1130	U	N1-C2-N3	5.73	118.33	114.90
26	14	2195	C	C6-N1-C2	5.73	122.59	120.30
1	13	1397	C	N3-C2-O2	5.72	125.91	121.90
26	1H	651	G	O5'-P-OP2	5.72	117.57	110.70
27	16	49	C	C5-C6-N1	5.72	123.86	121.00
26	14	3	U	C6-N1-C1'	-5.72	113.19	121.20
26	14	463	G	C4-C5-N7	5.72	113.09	110.80
26	14	751	A	N7-C8-N9	-5.72	110.94	113.80
26	14	817	C	C5-C6-N1	5.72	123.86	121.00
26	14	2565	A	O5'-P-OP2	5.72	117.57	110.70
1	13	50	A	C5-C6-N1	5.72	120.56	117.70
20	BI	99	LEU	CA-CB-CG	5.72	128.46	115.30
26	1H	56	A	C2-N3-C4	-5.72	107.74	110.60
26	1H	756	C	C6-N1-C2	-5.72	118.01	120.30
26	1H	974(A)	C	C5-C4-N4	5.72	124.21	120.20
1	1G	137	C	C6-N1-C2	5.72	122.59	120.30
26	14	764	A	OP1-P-OP2	-5.72	111.02	119.60
26	14	1673	U	C5-C6-N1	-5.72	119.84	122.70
26	14	1976	U	C6-N1-C2	-5.72	117.57	121.00
26	1H	813	U	N1-C2-N3	5.72	118.33	114.90
26	1H	1599	C	O5'-P-OP2	-5.72	100.55	105.70
26	1H	2451	A	C5-C6-N6	5.72	128.28	123.70
1	1G	953	G	N1-C6-O6	-5.72	116.47	119.90
26	14	1277	G	N9-C4-C5	-5.72	103.11	105.40
26	14	1654	A	N1-C6-N6	-5.72	115.17	118.60
26	14	2380	C	C2-N3-C4	-5.72	117.04	119.90
26	1H	231	C	C5-C4-N4	5.72	124.20	120.20
26	14	778	G	C5-C6-O6	5.72	132.03	128.60
26	14	2089	U	N3-C2-O2	5.72	126.20	122.20
26	14	2210	G	C4-N9-C1'	5.72	133.94	126.50
1	13	1469	G	C6-C5-N7	-5.72	126.97	130.40
26	1H	592	G	C4-C5-N7	-5.72	108.51	110.80
26	1H	964	C	N3-C4-N4	5.72	122.00	118.00
26	14	828	U	C2-N1-C1'	5.72	124.56	117.70
26	14	939	G	C4-C5-C6	5.72	122.23	118.80
26	14	1563	G	N1-C6-O6	-5.72	116.47	119.90
1	13	1516	G	C5-C6-O6	5.72	132.03	128.60
26	1H	576	U	N1-C2-O2	5.72	126.80	122.80
27	16	49	C	C6-N1-C2	-5.72	118.01	120.30
1	13	1326	C	O5'-P-OP2	-5.71	100.56	105.70
26	1H	405	U	N1-C2-O2	5.71	126.80	122.80
26	1H	582	G	C5-C6-O6	-5.71	125.17	128.60

Continued on next page...

Continued from previous page...

Mol	Chain	Res	Type	Atoms	Z	Observed(°)	Ideal(°)
26	1H	1321	A	O5'-P-OP1	-5.71	100.56	105.70
26	1H	1343	G	N3-C4-C5	-5.71	125.74	128.60
26	14	407	G	C5-C6-N1	5.71	114.36	111.50
26	14	1659	U	N3-C2-O2	5.71	126.20	122.20
26	14	2429	G	O5'-P-OP2	-5.71	100.56	105.70
26	1H	866	A	N9-C4-C5	-5.71	103.52	105.80
26	1H	1422	G	OP1-P-OP2	-5.71	111.03	119.60
26	1H	2338	G	O5'-P-OP1	-5.71	100.56	105.70
1	13	656	C	C2-N3-C4	5.71	122.76	119.90
1	13	968	A	C8-N9-C4	5.71	108.08	105.80
26	1H	2386	C	C4-C5-C6	5.71	120.26	117.40
1	1G	771	G	C5-C6-O6	5.71	132.03	128.60
26	14	744	G	N1-C2-N3	5.71	127.33	123.90
26	14	1642	G	C5-C6-O6	-5.71	125.17	128.60
26	14	1836	C	C5-C4-N4	5.71	124.20	120.20
26	14	2499	C	N3-C4-C5	-5.71	119.61	121.90
26	14	1381	G	C8-N9-C4	5.71	108.68	106.40
26	14	1607	C	C6-N1-C2	5.71	122.58	120.30
26	14	2081	C	N1-C2-O2	5.71	122.33	118.90
26	14	2082	A	C2-N3-C4	-5.71	107.75	110.60
26	14	2281	C	N3-C4-N4	5.71	122.00	118.00
1	13	956	U	C6-N1-C2	-5.71	117.58	121.00
1	13	1359	C	C6-N1-C2	5.71	122.58	120.30
26	1H	1808	U	N1-C2-N3	-5.71	111.47	114.90
26	1H	2869	G	N1-C6-O6	5.71	123.33	119.90
50	K8	64	LEU	CB-CG-CD2	5.71	120.71	111.00
1	1G	430	A	O5'-P-OP2	-5.71	100.56	105.70
1	1G	664	G	N3-C4-C5	5.71	131.46	128.60
26	14	516	C	C5-C4-N4	-5.71	116.20	120.20
26	14	1932	A	O5'-P-OP2	5.71	117.55	110.70
26	14	2367	G	N7-C8-N9	5.71	115.95	113.10
26	14	2374	C	C5-C4-N4	-5.71	116.20	120.20
26	1H	180	G	C8-N9-C1'	-5.71	119.58	127.00
26	1H	1758	G	N1-C6-O6	5.71	123.32	119.90
26	14	570	G	C4-C5-C6	5.71	122.22	118.80
26	14	926	A	C5-C6-N1	5.71	120.55	117.70
26	14	1395	A	OP2-P-O3'	5.71	117.75	105.20
26	14	1779	U	C6-N1-C2	5.71	124.42	121.00
26	14	2510	C	C5-C6-N1	-5.71	118.15	121.00
26	14	1110	G	C8-N9-C1'	5.71	134.42	127.00
27	16	48	A	C5-C6-N6	-5.70	119.14	123.70
27	16	61	G	C8-N9-C4	-5.70	104.12	106.40

Continued on next page...

Continued from previous page...

Mol	Chain	Res	Type	Atoms	Z	Observed(°)	Ideal(°)
27	16	93	C	C6-N1-C2	-5.70	118.02	120.30
26	14	2338	G	O5'-P-OP1	-5.70	100.57	105.70
1	13	730	G	C4-C5-N7	-5.70	108.52	110.80
26	1H	1187	G	C2-N3-C4	-5.70	109.05	111.90
26	1H	2856	C	C6-N1-C2	-5.70	118.02	120.30
1	13	582	U	N3-C2-O2	-5.70	118.21	122.20
1	13	1315	U	C5-C6-N1	5.70	125.55	122.70
1	1G	607	A	N1-C6-N6	5.70	122.02	118.60
24	3L	34	U	C4-C5-C6	5.70	123.12	119.70
26	14	795	C	OP1-P-OP2	5.70	128.15	119.60
26	14	831	G	N1-C6-O6	5.70	123.32	119.90
26	14	2067	G	N1-C2-N2	5.70	121.33	116.20
1	13	325	A	C4-C5-N7	5.70	113.55	110.70
26	1H	2574	G	C5-C6-O6	-5.70	125.18	128.60
1	1G	121	C	C6-N1-C1'	-5.70	113.96	120.80
26	14	97	C	C6-N1-C2	5.70	122.58	120.30
26	14	551	G	N1-C6-O6	5.70	123.32	119.90
26	14	681	G	OP2-P-O3'	5.70	117.74	105.20
26	14	1697	G	N1-C6-O6	-5.70	116.48	119.90
26	14	2038	G	C8-N9-C4	5.70	108.68	106.40
27	1J	103	U	C6-N1-C2	5.70	124.42	121.00
26	1H	1790	C	OP2-P-O3'	5.70	117.73	105.20
1	1G	1157	A	P-O3'-C3'	5.70	126.54	119.70
26	14	236	C	N3-C4-N4	-5.70	114.01	118.00
26	14	1294	U	C5-C6-N1	-5.70	119.85	122.70
1	13	253	U	OP2-P-O3'	5.70	117.73	105.20
1	13	564	C	N3-C4-C5	-5.70	119.62	121.90
26	1H	1364	G	N3-C4-N9	5.70	129.42	126.00
26	1H	1624	G	N1-C2-N3	5.70	127.32	123.90
26	1H	2037	G	N3-C4-N9	5.70	129.42	126.00
26	14	1373	A	C6-N1-C2	-5.70	115.18	118.60
26	14	1646	C	C6-N1-C2	5.70	122.58	120.30
26	14	2504	U	C5-C6-N1	5.70	125.55	122.70
26	14	2619	C	N3-C4-C5	5.70	124.18	121.90
26	14	2873	A	C4-C5-N7	5.70	113.55	110.70
33	51	7	LEU	CB-CG-CD1	5.69	120.68	111.00
26	14	1324	G	O5'-P-OP1	-5.69	100.58	105.70
1	13	858	G	C5-C6-O6	5.69	132.02	128.60
23	2K	32	G	O5'-P-OP2	5.69	117.53	110.70
26	1H	654(S)	G	O4'-C1'-N9	5.69	112.75	108.20
26	1H	865	C	C4-C5-C6	-5.69	114.55	117.40
26	1H	1954	G	C2-N3-C4	-5.69	109.05	111.90

Continued on next page...

Continued from previous page...

Mol	Chain	Res	Type	Atoms	Z	Observed(°)	Ideal(°)
26	1H	2291	U	OP2-P-O3'	5.69	117.72	105.20
26	1H	2326	C	C6-N1-C2	-5.69	118.02	120.30
31	31	164	ARG	NE-CZ-NH2	-5.69	117.45	120.30
33	51	153	LYS	C-N-CA	5.69	145.91	122.00
26	14	837	C	C5-C4-N4	-5.69	116.22	120.20
26	14	921	G	C8-N9-C4	-5.69	104.12	106.40
26	14	1428	C	C2-N1-C1'	-5.69	112.54	118.80
1	13	480	U	C6-N1-C2	5.69	124.42	121.00
1	13	1091	U	N1-C2-N3	5.69	118.31	114.90
1	13	1302	U	N3-C2-O2	-5.69	118.22	122.20
26	1H	250	G	N7-C8-N9	5.69	115.94	113.10
26	1H	1551	C	N1-C2-O2	5.69	122.31	118.90
26	1H	1630	G	C6-N1-C2	-5.69	121.69	125.10
26	1H	1899	G	C5-C6-O6	-5.69	125.19	128.60
26	14	507	A	C2-N3-C4	5.69	113.44	110.60
26	14	1597	A	C8-N9-C4	5.69	108.08	105.80
26	1H	1806	C	OP2-P-O3'	5.69	117.72	105.20
26	1H	1857	G	C8-N9-C4	5.69	108.68	106.40
1	13	118	U	C5-C4-O4	5.69	129.31	125.90
1	13	664	G	C5-C6-O6	5.69	132.01	128.60
26	1H	647	G	OP1-P-OP2	-5.69	111.07	119.60
26	1H	1440	G	N1-C6-O6	-5.69	116.49	119.90
26	1H	2463	C	O5'-P-OP2	-5.69	100.58	105.70
26	1H	2690	C	N3-C2-O2	-5.69	117.92	121.90
26	1H	2757	A	C8-N9-C4	-5.69	103.53	105.80
26	14	2013	A	C2-N3-C4	-5.69	107.76	110.60
45	B5	63	LYS	CD-CE-NZ	-5.69	98.62	111.70
1	13	1279	A	C4-C5-C6	5.69	119.84	117.00
26	1H	1395	A	C8-N9-C4	5.69	108.07	105.80
26	1H	1648	C	N1-C2-O2	-5.69	115.49	118.90
1	1G	818	G	C5-C6-N1	-5.69	108.66	111.50
26	14	731	C	N3-C2-O2	5.69	125.88	121.90
26	14	1455	G	OP1-P-OP2	5.69	128.13	119.60
1	13	571	U	C5-C6-N1	5.68	125.54	122.70
26	1H	303	U	N1-C2-N3	5.68	118.31	114.90
26	1H	461	C	C6-N1-C2	-5.68	118.03	120.30
26	1H	1192	G	O5'-P-OP1	5.68	117.52	110.70
26	1H	1406	U	OP1-P-O3'	5.68	117.71	105.20
26	1H	2843	G	N1-C6-O6	-5.68	116.49	119.90
26	14	1489	U	C6-N1-C2	-5.68	117.59	121.00
1	13	1404	C	C4-C5-C6	-5.68	114.56	117.40
24	3K	56	C	C6-N1-C2	-5.68	118.03	120.30

Continued on next page...

Continued from previous page...

Mol	Chain	Res	Type	Atoms	Z	Observed(°)	Ideal(°)
26	1H	2575	C	C5-C6-N1	-5.68	118.16	121.00
1	13	353	A	C8-N9-C4	-5.68	103.53	105.80
1	13	373	A	C8-N9-C4	5.68	108.07	105.80
26	1H	79	G	C8-N9-C4	-5.68	104.13	106.40
26	1H	1053	C	C5-C6-N1	5.68	123.84	121.00
26	1H	1393	A	OP1-P-OP2	5.68	128.12	119.60
26	14	686	G	C6-C5-N7	-5.68	126.99	130.40
26	14	1791	A	C6-N1-C2	-5.68	115.19	118.60
26	14	2590	A	O5'-P-OP2	5.68	117.52	110.70
26	14	2861	G	C8-N9-C4	-5.68	104.13	106.40
26	1H	119	A	C5-C6-N6	5.68	128.24	123.70
26	1H	928	G	N1-C2-N2	5.68	121.31	116.20
26	1H	1298	C	N1-C2-O2	5.68	122.31	118.90
26	1H	1506	C	C5-C6-N1	5.68	123.84	121.00
26	1H	1704	G	C5-C6-N1	-5.68	108.66	111.50
27	16	47	C	OP1-P-O3'	5.68	117.69	105.20
26	14	270(Z)	U	N3-C2-O2	-5.68	118.22	122.20
26	14	1319	G	O5'-P-OP1	-5.68	100.59	105.70
26	14	1936	A	OP1-P-OP2	-5.68	111.08	119.60
26	14	2058	A	O5'-P-OP2	-5.68	100.59	105.70
1	13	19	C	N3-C4-C5	-5.68	119.63	121.90
1	13	1488	G	C5-C6-N1	5.68	114.34	111.50
26	1H	350	U	C5-C4-O4	5.68	129.31	125.90
26	1H	411	G	N3-C4-C5	-5.68	125.76	128.60
26	1H	1917	U	OP1-P-O3'	5.68	117.69	105.20
26	14	400	G	N1-C6-O6	5.68	123.31	119.90
54	L5	28	ARG	NE-CZ-NH2	5.68	123.14	120.30
26	1H	654(B)	C	C6-N1-C2	-5.68	118.03	120.30
1	1G	1274	G	N7-C8-N9	5.68	115.94	113.10
26	14	1644	C	O5'-P-OP2	-5.68	100.59	105.70
26	14	1669	A	O5'-P-OP2	-5.68	100.59	105.70
26	14	2573	C	C5-C4-N4	-5.68	116.23	120.20
27	1J	84	C	C5-C6-N1	-5.68	118.16	121.00
26	1H	436	C	N1-C2-N3	-5.67	115.23	119.20
1	1G	698	G	N1-C2-N2	5.67	121.31	116.20
1	1G	876	G	N1-C6-O6	-5.67	116.50	119.90
26	14	460	A	N1-C2-N3	5.67	132.14	129.30
26	14	499	U	N3-C2-O2	-5.67	118.23	122.20
26	14	1681	G	C5-N7-C8	-5.67	101.46	104.30
26	14	1703	G	N9-C4-C5	-5.67	103.13	105.40
26	1H	18	C	N3-C4-C5	5.67	124.17	121.90
26	1H	270(G)	C	C5-C6-N1	5.67	123.84	121.00

Continued on next page...

Continued from previous page...

Mol	Chain	Res	Type	Atoms	Z	Observed(°)	Ideal(°)
26	1H	1674	G	OP1-P-O3'	5.67	117.68	105.20
26	1H	2510	C	N3-C4-N4	-5.67	114.03	118.00
26	14	856	C	C6-N1-C2	-5.67	118.03	120.30
26	14	2146	C	O4'-C1'-N1	5.67	112.74	108.20
1	13	265	G	OP1-P-OP2	5.67	128.11	119.60
1	13	1252	A	N1-C6-N6	-5.67	115.20	118.60
26	1H	307	G	C4-C5-N7	5.67	113.07	110.80
26	1H	2431	U	O5'-P-OP1	-5.67	100.59	105.70
1	1G	721	G	C5-C6-N1	-5.67	108.66	111.50
1	1G	1126	U	N1-C2-N3	-5.67	111.50	114.90
1	1G	1406	U	O5'-P-OP1	5.67	117.51	110.70
26	14	2295	C	C5-C4-N4	-5.67	116.23	120.20
26	1H	398	G	C6-C5-N7	-5.67	127.00	130.40
26	1H	2695	C	OP1-P-OP2	5.67	128.10	119.60
26	14	71	A	P-O3'-C3'	5.67	126.50	119.70
26	14	2019	A	N7-C8-N9	-5.67	110.97	113.80
1	13	354	G	C4-C5-N7	5.67	113.07	110.80
1	13	365	U	N3-C4-O4	5.67	123.37	119.40
26	1H	27	G	C8-N9-C4	-5.67	104.13	106.40
24	3L	76	A	C8-N9-C4	-5.67	103.53	105.80
26	14	1122	G	C8-N9-C4	5.67	108.67	106.40
26	14	1775	U	C6-N1-C2	5.67	124.40	121.00
26	14	2008	C	N3-C2-O2	5.67	125.87	121.90
1	13	117	G	N1-C6-O6	5.67	123.30	119.90
1	13	1512	U	N1-C2-N3	5.67	118.30	114.90
26	1H	1363	C	O5'-P-OP2	-5.67	100.60	105.70
26	1H	1789	A	N1-C6-N6	-5.67	115.20	118.60
26	1H	2585	U	C6-N1-C2	5.67	124.40	121.00
1	1G	230	G	C5-C6-N1	-5.67	108.67	111.50
26	1H	2430	A	C4-C5-N7	5.67	113.53	110.70
1	1G	585	G	N3-C4-C5	-5.67	125.77	128.60
1	13	1353	G	N1-C6-O6	-5.66	116.50	119.90
1	13	1493	A	C5-C6-N1	-5.66	114.87	117.70
26	1H	491	G	N3-C2-N2	-5.66	115.94	119.90
26	1H	511	U	N1-C2-O2	-5.66	118.84	122.80
26	1H	673	C	OP1-P-OP2	-5.66	111.11	119.60
26	1H	741	G	C5-N7-C8	-5.66	101.47	104.30
26	1H	946	G	N3-C2-N2	-5.66	115.94	119.90
26	1H	2352	A	OP1-P-O3'	5.66	117.66	105.20
26	1H	2401	U	C2-N1-C1'	5.66	124.50	117.70
26	1H	2447	G	N1-C2-N3	5.66	127.30	123.90
26	1H	2464	C	O5'-P-OP2	-5.66	100.60	105.70

Continued on next page...

Continued from previous page...

Mol	Chain	Res	Type	Atoms	Z	Observed(°)	Ideal(°)
30	21	111	ARG	NE-CZ-NH2	5.66	123.13	120.30
1	1G	400	C	C6-N1-C2	5.66	122.56	120.30
1	1G	1200	C	C2-N3-C4	5.66	122.73	119.90
26	14	1342	A	C4-C5-C6	5.66	119.83	117.00
26	14	2503	A	N1-C6-N6	5.66	122.00	118.60
26	14	2880	C	N3-C4-C5	-5.66	119.63	121.90
1	13	910	C	C2-N3-C4	-5.66	117.07	119.90
26	1H	211	A	N9-C4-C5	-5.66	103.53	105.80
26	14	2325	G	OP1-P-OP2	5.66	128.09	119.60
26	14	2461	C	C5-C6-N1	-5.66	118.17	121.00
26	1H	190	A	C8-N9-C4	5.66	108.06	105.80
26	1H	1277	G	C8-N9-C4	5.66	108.66	106.40
26	14	463	G	N1-C6-O6	5.66	123.30	119.90
26	14	499	U	C2-N3-C4	-5.66	123.60	127.00
26	14	2030	A	C8-N9-C4	5.66	108.06	105.80
26	14	2629	A	OP2-P-O3'	5.66	117.66	105.20
26	1H	1005	C	N3-C2-O2	-5.66	117.94	121.90
26	1H	1373	A	C5-C6-N1	5.66	120.53	117.70
23	2L	77	A	C5-C6-N6	-5.66	119.17	123.70
26	14	664	C	C5-C4-N4	5.66	124.16	120.20
26	14	1950	G	N3-C4-C5	-5.66	125.77	128.60
26	14	2673	G	C4-N9-C1'	5.66	133.86	126.50
26	1H	404	C	P-O3'-C3'	5.66	126.49	119.70
26	1H	2256	G	N3-C4-C5	5.66	131.43	128.60
26	14	430	G	O5'-P-OP1	-5.66	100.61	105.70
26	14	2598	A	C2'-C3'-O3'	5.66	122.75	113.70
1	13	46	G	N1-C6-O6	5.66	123.29	119.90
1	13	191(A)	G	O5'-P-OP1	-5.66	100.61	105.70
26	1H	1013	C	C2-N1-C1'	-5.66	112.58	118.80
26	1H	1586	A	C5-N7-C8	-5.66	101.07	103.90
26	1H	2066	C	OP1-P-O3'	5.66	117.64	105.20
26	1H	2447	G	C6-N1-C2	-5.66	121.71	125.10
26	14	80	G	N1-C2-N3	5.66	127.29	123.90
26	14	556	G	N3-C4-N9	5.66	129.39	126.00
26	14	1825	A	C5-C6-N1	5.66	120.53	117.70
1	13	1467	G	O5'-P-OP2	-5.65	100.61	105.70
26	1H	663	G	C4-C5-C6	5.65	122.19	118.80
26	1H	2331	G	N1-C2-N2	-5.65	111.11	116.20
27	16	48	A	C4-C5-N7	5.65	113.53	110.70
1	1G	1096	C	C6-N1-C2	-5.65	118.04	120.30
26	14	1762	A	C4-C5-N7	5.65	113.53	110.70
26	14	2426	A	N7-C8-N9	5.65	116.63	113.80

Continued on next page...

Continued from previous page...

Mol	Chain	Res	Type	Atoms	Z	Observed(°)	Ideal(°)
26	1H	23	G	N1-C6-O6	-5.65	116.51	119.90
26	1H	1470	G	OP2-P-O3'	5.65	117.64	105.20
26	1H	1574	C	C5-C6-N1	-5.65	118.17	121.00
26	1H	2706	G	C4-C5-N7	5.65	113.06	110.80
26	14	470	A	O5'-P-OP1	-5.65	100.61	105.70
26	14	2211	G	P-O3'-C3'	5.65	126.48	119.70
1	13	760	G	C5-C6-O6	-5.65	125.21	128.60
1	13	916	G	OP1-P-O3'	5.65	117.63	105.20
26	1H	809	G	C5-C6-O6	-5.65	125.21	128.60
26	1H	1297	C	OP2-P-O3'	-5.65	92.77	105.20
26	1H	1344	G	OP1-P-OP2	-5.65	111.12	119.60
26	1H	1780	A	N1-C6-N6	-5.65	115.21	118.60
26	1H	2048	G	N7-C8-N9	5.65	115.92	113.10
26	14	492	A	C5-C6-N6	-5.65	119.18	123.70
26	14	760	G	N3-C2-N2	-5.65	115.94	119.90
26	1H	988	A	C8-N9-C4	-5.65	103.54	105.80
26	1H	1639	U	C2-N3-C4	-5.65	123.61	127.00
1	13	117	G	C6-C5-N7	-5.65	127.01	130.40
1	13	1467	G	N1-C6-O6	5.65	123.29	119.90
26	1H	1200	C	C4-C5-C6	5.65	120.22	117.40
26	1H	1333	C	C5-C6-N1	5.65	123.82	121.00
26	1H	1775	U	OP1-P-O3'	5.65	117.62	105.20
26	1H	1814	G	O5'-P-OP2	-5.65	100.62	105.70
26	1H	2542	A	N1-C2-N3	5.65	132.12	129.30
1	1G	898	G	C2-N3-C4	-5.65	109.08	111.90
26	14	2501	C	N3-C4-C5	5.65	124.16	121.90
26	14	2504	U	C2-N1-C1'	5.65	124.48	117.70
1	13	1403	C	O4'-C1'-N1	-5.65	103.68	108.20
26	1H	238	C	C5-C6-N1	-5.65	118.18	121.00
26	1H	1290	C	C5-C6-N1	-5.65	118.18	121.00
26	1H	2567	G	C5-C6-N1	-5.65	108.68	111.50
26	14	747	U	C6-N1-C2	5.65	124.39	121.00
1	13	292	G	N1-C6-O6	-5.64	116.51	119.90
26	1H	2022	U	C5-C4-O4	-5.64	122.51	125.90
27	16	24	G	C4-N9-C1'	5.64	133.84	126.50
26	14	834	C	OP2-P-O3'	5.64	117.62	105.20
26	14	962	G	C4-C5-N7	-5.64	108.54	110.80
26	14	2217	G	N1-C6-O6	5.64	123.29	119.90
26	1H	1350	C	O5'-P-OP2	5.64	117.47	110.70
26	1H	1399	C	C5-C4-N4	-5.64	116.25	120.20
26	1H	1606	G	N9-C4-C5	-5.64	103.14	105.40
26	1H	1630(A)	C	C6-N1-C2	-5.64	118.04	120.30

Continued on next page...

Continued from previous page...

Mol	Chain	Res	Type	Atoms	Z	Observed(°)	Ideal(°)
1	1G	772	U	C6-N1-C2	-5.64	117.61	121.00
1	13	1301	U	C5-C4-O4	-5.64	122.52	125.90
26	1H	454	A	O5'-P-OP2	-5.64	100.62	105.70
1	13	249	U	O5'-P-OP1	-5.64	100.62	105.70
26	1H	846	C	O5'-P-OP2	-5.64	100.62	105.70
26	1H	910	A	C4-C5-C6	5.64	119.82	117.00
26	1H	1210	A	C2-N3-C4	-5.64	107.78	110.60
26	1H	1506	C	C6-N1-C2	-5.64	118.04	120.30
26	1H	2227	A	OP1-P-OP2	-5.64	111.14	119.60
26	1H	2349	G	C8-N9-C4	-5.64	104.14	106.40
1	1G	1357	A	C8-N9-C4	-5.64	103.54	105.80
26	14	1446	C	N1-C2-O2	5.64	122.28	118.90
26	14	2395	C	N3-C4-C5	5.64	124.16	121.90
26	14	2439	A	P-O3'-C3'	5.64	126.47	119.70
26	14	2708	G	N7-C8-N9	-5.64	110.28	113.10
26	14	1028	A	N1-C6-N6	5.64	121.98	118.60
26	14	1552	G	C6-C5-N7	5.64	133.78	130.40
1	13	1347	G	N1-C6-O6	-5.64	116.52	119.90
26	1H	270(H)	C	C5-C6-N1	5.64	123.82	121.00
26	1H	759	G	OP1-P-O3'	5.64	117.60	105.20
26	1H	928	G	C5-C6-O6	-5.64	125.22	128.60
26	1H	1196	C	N1-C2-O2	-5.64	115.52	118.90
26	1H	1415	U	N3-C2-O2	-5.64	118.25	122.20
26	14	232	G	C8-N9-C4	5.64	108.66	106.40
26	14	829	A	OP1-P-OP2	5.64	128.05	119.60
26	14	1869	G	N3-C4-N9	-5.64	122.62	126.00
26	14	2581	G	N3-C4-N9	5.64	129.38	126.00
26	1H	734	A	OP1-P-OP2	5.63	128.05	119.60
26	1H	823	G	C2-N3-C4	-5.63	109.08	111.90
26	1H	1379	A	C6-C5-N7	-5.63	128.36	132.30
26	1H	1733	G	C8-N9-C4	5.63	108.65	106.40
26	1H	2729	G	C8-N9-C4	5.63	108.65	106.40
26	14	464	U	OP1-P-OP2	-5.63	111.15	119.60
26	14	465	G	N3-C2-N2	5.63	123.84	119.90
26	14	1433	U	N3-C4-O4	5.63	123.34	119.40
26	1H	195	A	O5'-P-OP1	5.63	117.46	110.70
26	1H	1625	C	N3-C4-C5	5.63	124.15	121.90
1	1G	1417	G	C6-C5-N7	-5.63	127.02	130.40
1	13	287	U	OP2-P-O3'	5.63	117.59	105.20
26	1H	1333	C	N3-C4-C5	5.63	124.15	121.90
26	1H	1528	A	C6-C5-N7	-5.63	128.36	132.30
26	1H	2330	G	N1-C6-O6	5.63	123.28	119.90

Continued on next page...

Continued from previous page...

Mol	Chain	Res	Type	Atoms	Z	Observed(°)	Ideal(°)
26	1H	2457	U	N1-C2-O2	-5.63	118.86	122.80
1	1G	41	G	C8-N9-C4	5.63	108.65	106.40
26	14	1264	G	N1-C6-O6	-5.63	116.52	119.90
26	14	1979	C	C6-N1-C2	-5.63	118.05	120.30
26	14	2295	C	C5-C6-N1	5.63	123.82	121.00
24	3K	44	U	N1-C2-O2	5.63	126.74	122.80
26	1H	2276	G	C5-N7-C8	5.63	107.11	104.30
26	14	298	G	C5-C6-O6	-5.63	125.22	128.60
26	1H	1253	A	C5-C6-N6	-5.63	119.20	123.70
26	1H	1676	A	N3-C4-C5	5.63	130.74	126.80
29	11	65	ILE	CG1-CB-CG2	-5.63	99.02	111.40
24	3L	3	G	N7-C8-N9	5.63	115.92	113.10
26	14	2755	C	C5-C6-N1	5.63	123.81	121.00
1	13	16	A	O5'-P-OP2	5.63	117.45	110.70
1	13	186	C	C6-N1-C2	-5.63	118.05	120.30
1	13	345	C	C5-C6-N1	5.63	123.81	121.00
1	13	1529	G	C8-N9-C4	-5.63	104.15	106.40
26	1H	1657	C	C4-C5-C6	5.63	120.21	117.40
26	1H	2252	G	OP1-P-OP2	5.63	128.04	119.60
26	1H	2465	C	C2-N3-C4	-5.63	117.09	119.90
26	1H	2494	G	C4-C5-N7	-5.63	108.55	110.80
26	1H	2558	C	C6-N1-C2	5.63	122.55	120.30
33	51	171	LEU	CA-CB-CG	5.63	128.24	115.30
26	14	204	A	C5-C6-N6	-5.63	119.20	123.70
26	14	1175	U	N1-C2-O2	5.63	126.74	122.80
26	14	2255	G	O5'-P-OP2	-5.63	100.64	105.70
26	14	2320	A	P-O3'-C3'	5.63	126.45	119.70
1	13	99	C	C5-C6-N1	5.62	123.81	121.00
1	13	832	C	C4-C5-C6	5.62	120.21	117.40
1	13	1329	A	N1-C6-N6	5.62	121.97	118.60
26	1H	205	G	N1-C6-O6	-5.62	116.53	119.90
26	1H	1554	A	N1-C2-N3	5.62	132.11	129.30
26	1H	1776	G	OP1-P-OP2	-5.62	111.17	119.60
26	1H	1935	G	N9-C4-C5	5.62	107.65	105.40
26	1H	2644	G	N3-C2-N2	-5.62	115.96	119.90
1	1G	23	C	C5-C6-N1	5.62	123.81	121.00
1	1G	1409	C	N3-C2-O2	-5.62	117.96	121.90
26	14	1448	G	C8-N9-C4	-5.62	104.15	106.40
26	14	1469	A	C8-N9-C4	-5.62	103.55	105.80
1	13	1402	C	C5-C4-N4	5.62	124.14	120.20
26	1H	27	G	N9-C4-C5	5.62	107.65	105.40
26	1H	1391	U	O5'-P-OP1	-5.62	100.64	105.70

Continued on next page...

Continued from previous page...

Mol	Chain	Res	Type	Atoms	Z	Observed(°)	Ideal(°)
26	1H	1571	A	C6-N1-C2	-5.62	115.23	118.60
27	16	73	A	O5'-P-OP2	-5.62	100.64	105.70
26	14	609	A	N1-C6-N6	5.62	121.97	118.60
26	14	671	C	C4-C5-C6	5.62	120.21	117.40
1	13	1511	G	N9-C4-C5	-5.62	103.15	105.40
26	14	540	G	N3-C4-C5	5.62	131.41	128.60
26	14	1342	A	O4'-C1'-N9	5.62	112.70	108.20
26	14	1985	G	C8-N9-C4	5.62	108.65	106.40
1	13	654	G	C8-N9-C4	5.62	108.65	106.40
1	13	1503	A	C8-N9-C4	5.62	108.05	105.80
26	1H	112	U	N1-C2-O2	-5.62	118.87	122.80
26	1H	1120	G	C5-C6-O6	-5.62	125.23	128.60
26	1H	1506	C	N1-C2-O2	5.62	122.27	118.90
1	1G	467	G	O5'-P-OP1	-5.62	100.64	105.70
26	14	1649	G	C5-C6-O6	5.62	131.97	128.60
26	14	2083	G	N1-C2-N3	5.62	127.27	123.90
26	14	2582	G	N1-C6-O6	5.62	123.27	119.90
26	1H	947	G	N1-C2-N2	5.62	121.25	116.20
26	14	51	G	C8-N9-C4	5.62	108.65	106.40
26	14	2827	C	C6-N1-C2	5.62	122.55	120.30
1	13	1052	U	N3-C2-O2	-5.62	118.27	122.20
1	13	1260	C	C5-C6-N1	5.62	123.81	121.00
26	1H	27	G	OP1-P-O3'	5.62	117.55	105.20
26	1H	1197	G	N1-C6-O6	-5.62	116.53	119.90
1	1G	1259	C	C5-C6-N1	5.62	123.81	121.00
26	14	2243	U	OP1-P-OP2	5.62	128.02	119.60
24	3K	44	U	N3-C2-O2	-5.61	118.27	122.20
26	1H	1958	C	OP1-P-O3'	5.61	117.55	105.20
1	1G	180	U	C6-N1-C2	-5.61	117.63	121.00
26	14	1223	C	N1-C2-O2	-5.61	115.53	118.90
26	14	1765	C	C5-C6-N1	-5.61	118.19	121.00
26	14	2740	A	OP1-P-OP2	5.61	128.02	119.60
1	13	477	G	C4-C5-N7	5.61	113.05	110.80
26	1H	1325	G	O5'-P-OP2	5.61	117.44	110.70
26	14	682	G	N3-C4-N9	5.61	129.37	126.00
26	14	2249	U	C4-C5-C6	5.61	123.07	119.70
26	1H	1780	A	N9-C4-C5	5.61	108.04	105.80
26	1H	1919	A	OP1-P-OP2	5.61	128.01	119.60
26	1H	2297	C	C2-N3-C4	-5.61	117.09	119.90
26	14	765	G	N3-C4-C5	-5.61	125.80	128.60
26	14	2679	A	C8-N9-C4	5.61	108.04	105.80
26	14	2691	C	N1-C2-O2	-5.61	115.53	118.90

Continued on next page...

Continued from previous page...

Mol	Chain	Res	Type	Atoms	Z	Observed(°)	Ideal(°)
26	1H	1342	A	N1-C6-N6	5.61	121.97	118.60
26	1H	1932	A	N9-C4-C5	-5.61	103.56	105.80
26	1H	2607	G	C6-C5-N7	-5.61	127.03	130.40
1	1G	46	G	N1-C6-O6	5.61	123.27	119.90
1	1G	576	G	C5-C6-N1	-5.61	108.69	111.50
1	13	380	G	C5-C6-O6	5.61	131.96	128.60
1	13	481	G	C8-N9-C1'	-5.61	119.71	127.00
1	13	1424	C	C5-C6-N1	-5.61	118.20	121.00
26	1H	859	G	N3-C4-N9	-5.61	122.64	126.00
55	Q8	46	ARG	C-N-CA	5.61	135.72	121.70
26	14	609(A)	G	N1-C2-N2	-5.61	111.15	116.20
26	14	2609	U	O5'-P-OP2	-5.61	100.65	105.70
1	13	5	U	N1-C2-O2	5.61	126.72	122.80
1	13	67	C	C6-N1-C2	-5.61	118.06	120.30
1	13	1498	U	N3-C4-O4	5.61	123.32	119.40
26	1H	28	A	C2-N3-C4	5.61	113.40	110.60
26	1H	107	C	N1-C2-O2	-5.61	115.54	118.90
26	1H	1122	G	O5'-P-OP1	-5.61	100.66	105.70
26	1H	1604	C	N3-C4-C5	-5.61	119.66	121.90
26	1H	1608	A	N7-C8-N9	-5.61	111.00	113.80
26	1H	1888	G	C6-C5-N7	-5.61	127.04	130.40
26	1H	2551	C	C4-C5-C6	5.61	120.20	117.40
26	1H	2585	U	N3-C2-O2	-5.61	118.28	122.20
26	1H	2593	U	N1-C2-O2	-5.61	118.88	122.80
26	14	956	G	O5'-P-OP2	-5.61	100.66	105.70
26	14	1198	U	N1-C2-O2	5.61	126.72	122.80
26	14	2603	G	O5'-P-OP1	-5.61	100.65	105.70
1	13	130	A	C5-C6-N6	-5.60	119.22	123.70
1	1G	1096	C	N3-C2-O2	-5.60	117.98	121.90
26	14	307	G	C5-N7-C8	-5.60	101.50	104.30
26	14	620	G	N7-C8-N9	5.60	115.90	113.10
26	1H	528	A	C8-N9-C4	-5.60	103.56	105.80
26	1H	693	C	N1-C2-N3	5.60	123.12	119.20
26	1H	919	G	N1-C6-O6	-5.60	116.54	119.90
26	1H	2680	C	N1-C2-O2	-5.60	115.54	118.90
26	14	791	C	P-O3'-C3'	5.60	126.42	119.70
26	14	1776	G	C2-N3-C4	5.60	114.70	111.90
26	1H	743	G	N3-C2-N2	-5.60	115.98	119.90
26	1H	2244	U	OP1-P-OP2	-5.60	111.20	119.60
1	13	1327	C	N3-C4-C5	5.60	124.14	121.90
26	1H	348	G	C4-C5-N7	-5.60	108.56	110.80
26	1H	764	A	O5'-P-OP2	-5.60	100.66	105.70

Continued on next page...

Continued from previous page...

Mol	Chain	Res	Type	Atoms	Z	Observed(°)	Ideal(°)
26	1H	1275	A	C2-N3-C4	-5.60	107.80	110.60
26	1H	1331	A	C6-N1-C2	-5.60	115.24	118.60
26	1H	1410	G	N7-C8-N9	-5.60	110.30	113.10
26	1H	1775	U	O5'-P-OP2	-5.60	100.66	105.70
26	1H	1856	G	C8-N9-C4	5.60	108.64	106.40
1	1G	1465	C	C6-N1-C2	-5.60	118.06	120.30
26	14	1965	C	C5-C4-N4	5.60	124.12	120.20
1	13	1455	G	N3-C4-C5	5.60	131.40	128.60
26	1H	877	U	C5-C6-N1	5.60	125.50	122.70
26	1H	881	G	C2-N3-C4	5.60	114.70	111.90
26	1H	1106	G	C2-N3-C4	5.60	114.70	111.90
26	1H	1321	A	C5-C6-N1	5.60	120.50	117.70
26	1H	2053	G	N3-C2-N2	-5.60	115.98	119.90
26	14	528	A	C4-N9-C1'	-5.60	116.23	126.30
26	14	733	G	O5'-P-OP2	-5.60	100.66	105.70
33	59	170	ARG	C-N-CA	5.60	135.69	121.70
1	1G	232	G	C5-C6-N1	-5.60	108.70	111.50
26	14	406	G	N1-C6-O6	5.60	123.26	119.90
26	14	2818	G	N1-C6-O6	5.60	123.26	119.90
1	13	222	U	C2-N1-C1'	5.59	124.41	117.70
1	13	756	C	C5-C6-N1	-5.59	118.20	121.00
26	1H	82	G	C4-C5-N7	-5.59	108.56	110.80
26	1H	240	G	N1-C2-N2	5.59	121.23	116.20
26	1H	524	U	N1-C2-N3	5.59	118.26	114.90
26	1H	540	G	N1-C6-O6	5.59	123.26	119.90
26	1H	752	A	P-O3'-C3'	5.59	126.41	119.70
26	1H	1129	A	OP1-P-OP2	5.59	127.99	119.60
26	1H	2064	C	N1-C2-N3	5.59	123.12	119.20
26	1H	2199	A	N3-C4-C5	-5.59	122.88	126.80
27	16	24	G	N3-C4-C5	-5.59	125.80	128.60
26	14	753	C	C6-N1-C2	-5.59	118.06	120.30
26	14	1018	C	C2-N1-C1'	5.59	124.95	118.80
26	14	1372	U	N3-C4-O4	5.59	123.32	119.40
26	14	1695	G	N7-C8-N9	5.59	115.90	113.10
26	14	1771	C	N1-C2-O2	-5.59	115.54	118.90
26	14	1465	G	C4-C5-N7	5.59	113.04	110.80
26	14	1685	C	C5-C4-N4	-5.59	116.28	120.20
26	14	2618	G	C4-C5-N7	-5.59	108.56	110.80
26	1H	690	G	N1-C2-N2	-5.59	111.17	116.20
26	1H	2070	G	N3-C4-N9	5.59	129.35	126.00
24	3L	17	U	C2-N1-C1'	5.59	124.41	117.70
26	14	686	G	C5-N7-C8	-5.59	101.50	104.30

Continued on next page...

Continued from previous page...

Mol	Chain	Res	Type	Atoms	Z	Observed(°)	Ideal(°)
26	14	777	A	O5'-P-OP2	-5.59	100.67	105.70
26	14	2515	C	C5-C6-N1	-5.59	118.20	121.00
26	14	2568	C	C2-N3-C4	-5.59	117.10	119.90
1	13	149	A	N7-C8-N9	5.59	116.59	113.80
1	13	1469	G	N7-C8-N9	5.59	115.89	113.10
26	1H	99	U	C6-N1-C2	-5.59	117.65	121.00
26	1H	328	U	N1-C2-N3	5.59	118.25	114.90
26	1H	464	U	O5'-P-OP2	5.59	117.41	110.70
26	1H	972	G	C5-N7-C8	5.59	107.09	104.30
26	1H	1247	A	N7-C8-N9	-5.59	111.00	113.80
26	1H	1252	G	O4'-C1'-N9	-5.59	103.73	108.20
26	1H	2436	G	C6-C5-N7	5.59	133.75	130.40
26	14	378	C	C5-C6-N1	5.59	123.80	121.00
1	13	1480	G	N3-C2-N2	-5.59	115.99	119.90
26	1H	127	A	C4-C5-N7	5.59	113.49	110.70
1	1G	1411	C	N3-C4-C5	5.59	124.14	121.90
26	14	529	A	C4-C5-C6	5.59	119.79	117.00
26	14	1307	A	C5-N7-C8	-5.59	101.11	103.90
26	1H	218	A	C2-N3-C4	-5.59	107.81	110.60
26	1H	792	G	N1-C6-O6	5.59	123.25	119.90
26	1H	866	A	OP2-P-O3'	5.59	117.49	105.20
26	1H	924	C	OP2-P-O3'	5.59	117.49	105.20
1	1G	82	U	N1-C2-O2	5.59	126.71	122.80
1	1G	1158	C	N3-C4-C5	-5.59	119.67	121.90
26	14	732	C	N3-C4-N4	5.59	121.91	118.00
1	13	1498	U	C2-N1-C1'	5.58	124.40	117.70
1	13	1529	G	N3-C2-N2	-5.58	115.99	119.90
26	1H	265	A	C4-C5-N7	5.58	113.49	110.70
26	1H	392	C	N3-C4-C5	5.58	124.13	121.90
26	1H	669	G	C2-N3-C4	5.58	114.69	111.90
26	14	1953	A	OP1-P-OP2	-5.58	111.22	119.60
26	1H	473	G	C2-N3-C4	-5.58	109.11	111.90
26	1H	607	U	C5-C6-N1	-5.58	119.91	122.70
26	1H	763	G	O5'-P-OP2	-5.58	100.68	105.70
26	1H	1692	U	OP1-P-O3'	5.58	117.48	105.20
26	1H	2379	G	OP1-P-OP2	5.58	127.97	119.60
26	1H	2481	G	C6-C5-N7	-5.58	127.05	130.40
26	1H	757	U	N3-C4-O4	-5.58	115.49	119.40
26	1H	801	G	C6-N1-C2	-5.58	121.75	125.10
26	1H	2706	G	N3-C4-C5	5.58	131.39	128.60
26	1H	2855	C	C5-C6-N1	5.58	123.79	121.00
1	1G	264	U	C5-C4-O4	-5.58	122.55	125.90

Continued on next page...

Continued from previous page...

Mol	Chain	Res	Type	Atoms	Z	Observed(°)	Ideal(°)
1	1G	945	G	C8-N9-C4	-5.58	104.17	106.40
26	14	1612	C	C6-N1-C2	5.58	122.53	120.30
26	14	2019	A	C8-N9-C4	5.58	108.03	105.80
26	14	2590	A	C8-N9-C4	5.58	108.03	105.80
26	1H	686	G	N7-C8-N9	-5.58	110.31	113.10
1	1G	521	G	C8-N9-C4	5.58	108.63	106.40
26	14	1671	U	OP1-P-OP2	5.58	127.97	119.60
26	14	2364	C	C4-C5-C6	5.58	120.19	117.40
26	1H	1241	A	C5-C6-N1	-5.58	114.91	117.70
26	1H	1502	C	N1-C2-O2	-5.58	115.55	118.90
26	1H	2054	A	C5-C6-N1	5.58	120.49	117.70
26	14	803	U	C4-C5-C6	5.58	123.05	119.70
26	14	1451	C	OP1-P-OP2	5.58	127.97	119.60
26	14	2059	A	O4'-C1'-N9	5.58	112.66	108.20
22	1K	63	U	N3-C2-O2	-5.58	118.30	122.20
26	1H	2269	A	C2-N3-C4	-5.58	107.81	110.60
26	1H	570	G	C2-N3-C4	-5.58	109.11	111.90
26	1H	1241	A	N1-C6-N6	5.58	121.94	118.60
26	1H	1259	G	OP2-P-O3'	5.58	117.47	105.20
26	1H	1566	A	N9-C4-C5	5.58	108.03	105.80
26	1H	1820	U	O5'-P-OP2	-5.58	100.68	105.70
26	1H	2069	G	OP2-P-O3'	5.58	117.47	105.20
1	1G	748	C	P-O3'-C3'	5.58	126.39	119.70
26	14	1164	G	C2-N3-C4	-5.58	109.11	111.90
26	14	2005	A	N7-C8-N9	-5.58	111.01	113.80
1	13	12	U	N1-C2-N3	5.57	118.24	114.90
1	13	942	G	OP1-P-O3'	5.57	117.46	105.20
1	13	1215	G	C5-C6-N1	-5.57	108.71	111.50
1	13	1313	U	C5-C6-N1	5.57	125.49	122.70
24	3K	72	C	C5-C6-N1	5.57	123.79	121.00
26	1H	194	G	C8-N9-C4	5.57	108.63	106.40
26	1H	239	U	N1-C2-O2	5.57	126.70	122.80
26	1H	794	G	O5'-P-OP2	5.57	117.39	110.70
1	1G	1207	G	C8-N9-C4	-5.57	104.17	106.40
26	14	1375	C	C5-C6-N1	5.57	123.79	121.00
26	14	2325	G	N1-C6-O6	5.57	123.24	119.90
26	14	2712	U	C4-C5-C6	5.57	123.04	119.70
27	1J	52	A	N7-C8-N9	-5.57	111.01	113.80
26	1H	854	G	N3-C4-C5	5.57	131.39	128.60
26	1H	2822	G	C5-N7-C8	-5.57	101.51	104.30
26	1H	679	C	C5-C6-N1	-5.57	118.21	121.00
26	1H	1786	A	C4-N9-C1'	5.57	136.33	126.30

Continued on next page...

Continued from previous page...

Mol	Chain	Res	Type	Atoms	Z	Observed(°)	Ideal(°)
26	1H	2506	U	OP2-P-O3'	5.57	117.46	105.20
26	1H	2780	G	N9-C4-C5	5.57	107.63	105.40
26	14	330	A	N1-C2-N3	5.57	132.09	129.30
26	14	2389	G	C8-N9-C4	-5.57	104.17	106.40
26	1H	2226	C	C2-N3-C4	-5.57	117.11	119.90
1	1G	1487	G	C6-N1-C2	-5.57	121.76	125.10
26	14	1776	G	C5-C6-N1	5.57	114.28	111.50
26	14	2333	A	C5-N7-C8	5.57	106.69	103.90
1	13	495	A	C8-N9-C4	5.57	108.03	105.80
26	1H	848	G	C8-N9-C4	5.57	108.63	106.40
26	1H	2253	G	N9-C4-C5	5.57	107.63	105.40
26	1H	2395	C	O5'-P-OP1	5.57	117.38	110.70
26	1H	2654	A	O5'-P-OP1	-5.57	100.69	105.70
27	16	82	G	O5'-P-OP2	-5.57	100.69	105.70
1	1G	503	C	N1-C2-O2	-5.57	115.56	118.90
26	14	74	A	N3-C4-N9	-5.57	122.95	127.40
26	14	833	U	N3-C4-O4	5.57	123.30	119.40
26	14	1831	G	C8-N9-C4	5.57	108.63	106.40
1	13	960	U	C5-C6-N1	5.57	125.48	122.70
1	1G	786	G	N7-C8-N9	-5.57	110.32	113.10
1	1G	788	U	OP1-P-OP2	-5.57	111.25	119.60
26	14	2035	G	C8-N9-C4	5.57	108.63	106.40
26	14	2542	A	O5'-P-OP2	-5.57	100.69	105.70
49	F5	36	GLY	N-CA-C	5.56	127.01	113.10
1	13	865	A	O5'-P-OP1	-5.56	100.69	105.70
26	1H	1256	G	C2-N3-C4	5.56	114.68	111.90
26	1H	2674	G	C5-C6-O6	5.56	131.94	128.60
1	1G	1412	C	N1-C2-O2	-5.56	115.56	118.90
26	14	736	C	N3-C2-O2	5.56	125.79	121.90
26	14	1475	G	C5-C6-N1	-5.56	108.72	111.50
26	14	2048	G	C5-C6-O6	-5.56	125.26	128.60
26	14	2510	C	C6-N1-C2	5.56	122.53	120.30
26	1H	259	G	C6-C5-N7	-5.56	127.06	130.40
26	1H	2088	G	C5-C6-O6	5.56	131.94	128.60
26	14	1885	A	C8-N9-C4	5.56	108.03	105.80
26	14	2273	A	OP1-P-OP2	5.56	127.94	119.60
26	14	2500	U	C5-C6-N1	-5.56	119.92	122.70
1	13	529	G	C5-C6-O6	-5.56	125.26	128.60
26	1H	663	G	C6-N1-C2	-5.56	121.76	125.10
26	1H	1647	G	N3-C4-C5	-5.56	125.82	128.60
1	1G	433	C	C5-C6-N1	-5.56	118.22	121.00
26	14	1351	C	O5'-P-OP1	5.56	117.37	110.70

Continued on next page...

Continued from previous page...

Mol	Chain	Res	Type	Atoms	Z	Observed(°)	Ideal(°)
26	14	2260	C	C4-C5-C6	5.56	120.18	117.40
26	14	2348	U	C4-C5-C6	-5.56	116.36	119.70
26	14	2700	C	C5-C6-N1	-5.56	118.22	121.00
1	13	538	G	C6-N1-C2	-5.56	121.77	125.10
26	1H	1617	C	O5'-P-OP1	-5.56	100.70	105.70
26	14	512	G	C2-N3-C4	-5.56	109.12	111.90
26	14	2347	C	OP2-P-O3'	5.56	117.43	105.20
26	14	2441	C	C5-C6-N1	-5.56	118.22	121.00
26	1H	1469	A	OP1-P-O3'	5.56	117.42	105.20
26	1H	1936	A	C2-N3-C4	-5.56	107.82	110.60
26	14	1851	U	C5-C6-N1	5.56	125.48	122.70
1	13	541	G	C5-C6-O6	-5.55	125.27	128.60
1	13	1469	G	C5-C6-N1	-5.55	108.72	111.50
26	1H	256	A	C2-N3-C4	-5.55	107.82	110.60
26	1H	1676	A	C5-C6-N6	5.55	128.14	123.70
26	1H	2602	A	C8-N9-C4	5.55	108.02	105.80
2	12	118	LEU	CA-CB-CG	5.55	128.07	115.30
26	14	265	A	N1-C6-N6	5.55	121.93	118.60
1	13	582	U	O5'-P-OP1	-5.55	100.70	105.70
26	1H	232	G	O5'-P-OP2	-5.55	100.70	105.70
26	1H	239	U	C6-N1-C2	5.55	124.33	121.00
26	1H	705	A	N9-C4-C5	-5.55	103.58	105.80
26	1H	788	A	C5-C6-N6	-5.55	119.26	123.70
26	1H	1210	A	C5-C6-N1	-5.55	114.92	117.70
26	1H	1809	A	N1-C2-N3	5.55	132.08	129.30
26	14	494	G	N3-C4-N9	-5.55	122.67	126.00
26	14	1221	C	C2-N3-C4	-5.55	117.12	119.90
26	14	1354	A	O4'-C1'-N9	5.55	112.64	108.20
26	14	2383	G	N1-C2-N2	-5.55	111.20	116.20
26	1H	595	C	C5-C6-N1	5.55	123.78	121.00
26	1H	971	C	C2-N3-C4	-5.55	117.12	119.90
26	1H	2008	C	C5-C6-N1	-5.55	118.22	121.00
26	1H	2445	G	C6-C5-N7	-5.55	127.07	130.40
26	14	1311	G	C5-C6-O6	5.55	131.93	128.60
26	14	1829	A	OP1-P-OP2	5.55	127.93	119.60
1	13	1404	C	C5-C4-N4	5.55	124.08	120.20
1	13	1455	G	N9-C4-C5	-5.55	103.18	105.40
26	1H	558	G	N7-C8-N9	-5.55	110.33	113.10
26	1H	588	U	C2-N3-C4	-5.55	123.67	127.00
26	1H	1449	A	O5'-P-OP2	-5.55	100.71	105.70
26	1H	1992	G	C6-N1-C2	-5.55	121.77	125.10
26	1H	2273	A	O5'-P-OP1	-5.55	100.71	105.70

Continued on next page...

Continued from previous page...

Mol	Chain	Res	Type	Atoms	Z	Observed(°)	Ideal(°)
26	14	1785	A	C8-N9-C4	-5.55	103.58	105.80
26	14	2146	C	C2-N1-C1'	-5.55	112.70	118.80
26	1H	69	C	O5'-P-OP1	-5.55	100.71	105.70
26	1H	254	G	C4-C5-N7	5.55	113.02	110.80
26	1H	764	A	C2-N3-C4	-5.55	107.83	110.60
26	1H	2500	U	C5-C4-O4	-5.55	122.57	125.90
26	14	44	A	C4-C5-C6	5.55	119.77	117.00
26	14	405	U	P-O3'-C3'	5.55	126.36	119.70
26	14	1770	G	N3-C2-N2	-5.55	116.02	119.90
27	1J	117	G	N3-C4-N9	-5.55	122.67	126.00
26	1H	760	G	C5-C6-O6	-5.55	125.27	128.60
26	1H	1022	G	C4-C5-N7	-5.55	108.58	110.80
26	1H	1879	C	C5-C6-N1	5.55	123.77	121.00
26	1H	1920	C	N3-C4-N4	-5.55	114.12	118.00
26	1H	1957	C	C6-N1-C1'	5.55	127.46	120.80
26	1H	2494	G	N3-C2-N2	-5.55	116.02	119.90
27	16	72	G	O5'-P-OP1	-5.55	100.71	105.70
1	13	883	C	N3-C4-C5	-5.54	119.68	121.90
1	13	1338	G	C5-C6-O6	5.54	131.93	128.60
26	1H	2546	U	C5-C6-N1	-5.54	119.93	122.70
1	1G	887	G	N1-C6-O6	5.54	123.23	119.90
26	14	576	U	N3-C2-O2	5.54	126.08	122.20
26	14	668	G	OP1-P-O3'	5.54	117.40	105.20
26	14	1374	G	OP1-P-O3'	5.54	117.40	105.20
26	14	2053	G	C5-C6-O6	-5.54	125.27	128.60
1	13	550	G	C8-N9-C4	5.54	108.62	106.40
26	14	802	A	OP1-P-OP2	5.54	127.92	119.60
26	14	945	A	N7-C8-N9	5.54	116.57	113.80
26	14	1125	G	N1-C6-O6	-5.54	116.57	119.90
26	14	1555	G	C4-N9-C1'	5.54	133.71	126.50
26	14	1597	A	N7-C8-N9	-5.54	111.03	113.80
26	14	1939	U	OP2-P-O3'	5.54	117.39	105.20
26	14	2249	U	N1-C2-N3	5.54	118.23	114.90
26	14	2256	G	C4-C5-N7	5.54	113.02	110.80
1	13	391	G	C5-C6-O6	5.54	131.93	128.60
1	13	1054	C	C2-N1-C1'	5.54	124.90	118.80
1	13	1144	G	N1-C6-O6	-5.54	116.58	119.90
26	1H	477	A	O5'-P-OP2	-5.54	100.71	105.70
26	1H	2498	C	O5'-P-OP1	5.54	117.35	110.70
27	16	32	C	N3-C2-O2	-5.54	118.02	121.90
1	1G	649	G	C4-C5-N7	-5.54	108.58	110.80
1	1G	1196	U	C6-N1-C2	-5.54	117.67	121.00

Continued on next page...

Continued from previous page...

Mol	Chain	Res	Type	Atoms	Z	Observed(°)	Ideal(°)
26	14	1142(A)	A	C2-N3-C4	-5.54	107.83	110.60
26	1H	1228	G	N7-C8-N9	5.54	115.87	113.10
26	1H	2740	A	N1-C6-N6	5.54	121.92	118.60
26	1H	493	G	C8-N9-C4	-5.54	104.19	106.40
26	1H	561	G	C5-C6-O6	5.54	131.92	128.60
26	1H	762	U	C2-N1-C1'	5.54	124.35	117.70
1	1G	525	C	N3-C4-C5	-5.54	119.69	121.90
1	1G	1142	G	N1-C6-O6	-5.54	116.58	119.90
1	13	1228	C	C6-N1-C2	-5.54	118.08	120.30
29	11	43	ARG	CA-CB-CG	-5.54	101.22	113.40
1	13	418	C	O5'-P-OP2	-5.54	100.72	105.70
26	14	130	C	C2-N3-C4	-5.54	117.13	119.90
26	14	1661	G	N7-C8-N9	-5.54	110.33	113.10
26	14	1938	A	OP1-P-OP2	5.54	127.90	119.60
26	14	2581	G	C4-C5-C6	5.54	122.12	118.80
26	14	2593	U	N3-C2-O2	-5.54	118.33	122.20
26	1H	928	G	N3-C4-C5	5.53	131.37	128.60
26	1H	1580	A	N1-C6-N6	5.53	121.92	118.60
26	1H	1642	G	N1-C6-O6	5.53	123.22	119.90
26	1H	2546	U	N1-C2-O2	-5.53	118.93	122.80
26	14	58	G	N7-C8-N9	5.53	115.87	113.10
26	14	499	U	C5-C6-N1	-5.53	119.93	122.70
26	14	728	G	C4-C5-N7	-5.53	108.59	110.80
26	14	803	U	O5'-P-OP1	5.53	117.34	110.70
26	14	808	G	N3-C4-C5	-5.53	125.83	128.60
26	14	984	A	O5'-P-OP2	-5.53	100.72	105.70
26	14	1276	A	C4-C5-N7	5.53	113.47	110.70
26	14	2248	C	N3-C2-O2	-5.53	118.03	121.90
27	16	14	U	O5'-P-OP1	-5.53	100.72	105.70
26	1H	245	G	C8-N9-C1'	-5.53	119.81	127.00
26	1H	586	A	N1-C6-N6	-5.53	115.28	118.60
26	1H	859	G	N1-C6-O6	5.53	123.22	119.90
26	1H	2714	G	N3-C4-N9	5.53	129.32	126.00
27	16	54	G	C5-N7-C8	-5.53	101.53	104.30
1	1G	529	G	C6-C5-N7	-5.53	127.08	130.40
1	1G	688	G	N1-C6-O6	-5.53	116.58	119.90
26	14	1465	G	C6-C5-N7	-5.53	127.08	130.40
27	1J	84	C	C6-N1-C2	5.53	122.51	120.30
1	13	299	G	N1-C6-O6	-5.53	116.58	119.90
26	1H	744	G	C5-C6-O6	5.53	131.92	128.60
26	1H	1270	C	C5-C6-N1	-5.53	118.24	121.00
26	1H	2269	A	N1-C6-N6	5.53	121.92	118.60

Continued on next page...

Continued from previous page...

Mol	Chain	Res	Type	Atoms	Z	Observed(°)	Ideal(°)
26	14	915	C	C5-C6-N1	5.53	123.76	121.00
26	14	2301	C	N3-C4-C5	-5.53	119.69	121.90
1	13	442	C	C6-N1-C2	-5.53	118.09	120.30
26	1H	2501	C	C2-N3-C4	-5.53	117.14	119.90
27	16	36	C	C5-C6-N1	-5.53	118.24	121.00
1	1G	793	U	N3-C4-C5	-5.53	111.28	114.60
26	14	2304	G	C5-C6-N1	-5.53	108.74	111.50
1	13	960	U	C2-N1-C1'	5.53	124.33	117.70
26	1H	205	G	N1-C2-N2	-5.53	111.23	116.20
26	1H	782	A	OP1-P-OP2	-5.53	111.31	119.60
26	1H	1108	U	P-O3'-C3'	5.53	126.33	119.70
1	1G	390	C	C5-C6-N1	-5.53	118.24	121.00
26	14	1615	C	C6-N1-C2	-5.53	118.09	120.30
26	14	1969	A	N9-C4-C5	5.53	108.01	105.80
26	14	2071	A	C6-N1-C2	-5.53	115.28	118.60
26	1H	62	C	C6-N1-C2	5.52	122.51	120.30
26	1H	463	G	N3-C2-N2	5.52	123.77	119.90
26	1H	2311	A	C4-C5-N7	5.52	113.46	110.70
26	1H	2431	U	N3-C4-C5	-5.52	111.28	114.60
1	13	40	C	C6-N1-C2	5.52	122.51	120.30
1	13	115	G	C8-N9-C4	-5.52	104.19	106.40
1	13	380	G	C8-N9-C1'	5.52	134.18	127.00
1	13	926	G	C5-C6-O6	-5.52	125.29	128.60
26	1H	451	C	C2-N1-C1'	-5.52	112.73	118.80
26	1H	764	A	C5-C6-N1	-5.52	114.94	117.70
26	1H	957	A	C5-C6-N1	-5.52	114.94	117.70
26	1H	1655	A	N1-C2-N3	5.52	132.06	129.30
26	1H	2432	A	N3-C4-N9	-5.52	122.98	127.40
26	1H	2488	A	C8-N9-C4	5.52	108.01	105.80
26	14	823	G	N1-C2-N2	-5.52	111.23	116.20
26	14	2227	A	C2-N3-C4	-5.52	107.84	110.60
26	14	2284	C	N1-C2-O2	-5.52	115.59	118.90
26	14	2432	A	C4-C5-C6	5.52	119.76	117.00
26	14	2673	G	C8-N9-C1'	-5.52	119.82	127.00
26	1H	602	G	N1-C2-N2	-5.52	111.23	116.20
26	1H	1031	G	C6-N1-C2	-5.52	121.79	125.10
26	1H	1630	G	N3-C4-C5	-5.52	125.84	128.60
23	2L	48	U	P-O3'-C3'	5.52	126.33	119.70
1	13	1190	G	C5-C6-N1	-5.52	108.74	111.50
26	1H	967	C	C2-N3-C4	-5.52	117.14	119.90
26	1H	1920	C	N1-C2-O2	5.52	122.21	118.90
26	14	801	G	N1-C6-O6	-5.52	116.59	119.90

Continued on next page...

Continued from previous page...

Mol	Chain	Res	Type	Atoms	Z	Observed(°)	Ideal(°)
26	14	929	G	C5-C6-O6	-5.52	125.29	128.60
26	14	2584	U	N3-C2-O2	-5.52	118.34	122.20
26	1H	1030	G	N3-C2-N2	5.52	123.76	119.90
1	1G	1513	A	C5-C6-N6	-5.52	119.29	123.70
26	14	495	G	N3-C2-N2	-5.52	116.04	119.90
26	14	1570	A	C4-C5-C6	5.52	119.76	117.00
26	14	2606	C	N3-C4-N4	-5.52	114.14	118.00
26	1H	1698	A	O4'-C1'-N9	5.52	112.61	108.20
44	E8	18	ARG	NE-CZ-NH1	5.52	123.06	120.30
23	2L	35	C	C4-C5-C6	-5.52	114.64	117.40
24	3K	3	G	N7-C8-N9	5.51	115.86	113.10
26	1H	1209	G	N9-C4-C5	-5.51	103.19	105.40
26	1H	2555	U	N1-C2-N3	5.51	118.21	114.90
1	1G	555	C	OP1-P-O3'	5.51	117.33	105.20
26	14	34	C	O4'-C1'-N1	5.51	112.61	108.20
26	14	603	A	C5-C6-N1	-5.51	114.94	117.70
26	14	1367	A	O5'-P-OP1	5.51	117.32	110.70
26	14	2327	A	N7-C8-N9	-5.51	111.04	113.80
27	1J	46	A	N1-C6-N6	-5.51	115.29	118.60
26	14	2302	G	C8-N9-C4	-5.51	104.19	106.40
23	2K	60	A	O5'-P-OP1	-5.51	100.74	105.70
26	1H	374	A	C8-N9-C4	-5.51	103.59	105.80
26	1H	1324	G	O4'-C1'-N9	5.51	112.61	108.20
26	14	254	G	OP1-P-OP2	5.51	127.87	119.60
26	14	1449(A)	G	N1-C6-O6	5.51	123.21	119.90
26	14	1964	G	O5'-P-OP1	-5.51	100.74	105.70
26	14	2251	G	C6-N1-C2	-5.51	121.79	125.10
26	14	2330	G	C4-N9-C1'	5.51	133.66	126.50
26	14	2447	G	N9-C4-C5	5.51	107.61	105.40
26	1H	499	U	O5'-P-OP1	-5.51	100.74	105.70
26	1H	1622	G	N1-C2-N3	5.51	127.21	123.90
26	1H	1653	G	OP1-P-O3'	5.51	117.32	105.20
26	1H	1924	C	N3-C4-C5	5.51	124.10	121.90
26	1H	2500	U	OP2-P-O3'	5.51	117.32	105.20
1	1G	514	C	O5'-P-OP2	5.51	117.31	110.70
1	1G	898	G	C5-C6-O6	-5.51	125.29	128.60
1	1G	1196	U	N1-C2-O2	5.51	126.66	122.80
26	14	187	G	N9-C4-C5	-5.51	103.20	105.40
26	14	226	G	O4'-C1'-N9	5.51	112.61	108.20
26	14	1605	C	N3-C4-N4	5.51	121.86	118.00
26	14	2582	G	C5-C6-O6	-5.51	125.30	128.60
1	13	1079	G	C5-C6-N1	-5.51	108.75	111.50

Continued on next page...

Continued from previous page...

Mol	Chain	Res	Type	Atoms	Z	Observed(°)	Ideal(°)
26	1H	1812	A	N1-C2-N3	5.51	132.05	129.30
1	1G	44	G	C8-N9-C4	5.51	108.60	106.40
1	1G	503	C	N3-C4-N4	5.51	121.86	118.00
26	1H	838	C	C5-C4-N4	-5.51	116.35	120.20
26	1H	1372	U	C5-C6-N1	-5.51	119.95	122.70
26	1H	1569	A	C6-N1-C2	5.51	121.90	118.60
26	1H	2446	G	C4-C5-N7	5.51	113.00	110.80
26	1H	2785	C	N1-C2-O2	-5.51	115.60	118.90
26	14	460	A	C4-C5-C6	5.51	119.75	117.00
26	1H	389	G	N1-C2-N2	-5.50	111.25	116.20
26	1H	1197	G	C8-N9-C4	5.50	108.60	106.40
27	16	103	U	C5-C6-N1	-5.50	119.95	122.70
1	1G	1395	C	C6-N1-C2	-5.50	118.10	120.30
1	13	60	A	OP1-P-OP2	-5.50	111.34	119.60
18	9I	66	LEU	CA-CB-CG	-5.50	102.64	115.30
26	1H	67	U	OP1-P-O3'	5.50	117.31	105.20
26	1H	1180	C	C6-N1-C2	5.50	122.50	120.30
26	1H	1195	G	N3-C2-N2	-5.50	116.05	119.90
26	1H	1622	G	C4-C5-N7	-5.50	108.60	110.80
26	1H	2278	A	OP1-P-OP2	-5.50	111.34	119.60
26	14	113	G	C4-N9-C1'	-5.50	119.35	126.50
26	14	1283	G	N3-C4-C5	-5.50	125.85	128.60
1	13	317	G	C6-C5-N7	-5.50	127.10	130.40
26	1H	1158	C	OP1-P-OP2	5.50	127.85	119.60
26	1H	1229(A)	G	OP1-P-OP2	5.50	127.85	119.60
26	1H	1967	C	N1-C2-O2	5.50	122.20	118.90
26	14	659	C	C6-N1-C2	5.50	122.50	120.30
26	14	1977	A	N1-C6-N6	-5.50	115.30	118.60
1	13	222	U	C6-N1-C2	-5.50	117.70	121.00
1	13	665	A	N1-C6-N6	5.50	121.90	118.60
24	3K	9	A	C8-N9-C4	5.50	108.00	105.80
26	1H	589	C	C2-N3-C4	-5.50	117.15	119.90
26	1H	1209	G	N3-C4-C5	5.50	131.35	128.60
26	1H	1418	G	C5-C6-O6	5.50	131.90	128.60
26	1H	1971	A	OP1-P-OP2	-5.50	111.35	119.60
1	13	394	G	N3-C2-N2	-5.50	116.05	119.90
26	1H	1145	C	O5'-P-OP1	-5.50	100.75	105.70
26	1H	1568	G	C4-N9-C1'	-5.50	119.35	126.50
26	1H	2376	A	N7-C8-N9	-5.50	111.05	113.80
26	1H	2401	U	N3-C4-O4	5.50	123.25	119.40
26	1H	2522	U	C4-C5-C6	5.50	123.00	119.70
1	1G	833	U	N3-C2-O2	-5.50	118.35	122.20

Continued on next page...

Continued from previous page...

Mol	Chain	Res	Type	Atoms	Z	Observed(°)	Ideal(°)
26	14	503	A	C6-N1-C2	-5.50	115.30	118.60
26	14	946	G	C8-N9-C4	5.50	108.60	106.40
1	13	545	C	C6-N1-C2	5.50	122.50	120.30
26	1H	198	C	C6-N1-C2	5.50	122.50	120.30
26	1H	2620	C	C6-N1-C2	5.50	122.50	120.30
26	14	1248	G	N3-C4-C5	5.50	131.35	128.60
1	1G	51	A	OP1-P-OP2	5.50	127.84	119.60
1	1G	1286	A	C8-N9-C4	-5.50	103.60	105.80
26	14	2385	C	N3-C4-N4	5.50	121.85	118.00
26	1H	470	A	O5'-P-OP1	-5.49	100.76	105.70
26	1H	906	G	N3-C2-N2	-5.49	116.06	119.90
26	1H	1002	G	C4-C5-N7	-5.49	108.60	110.80
26	1H	1344	G	C4-C5-N7	5.49	113.00	110.80
26	1H	1551	C	N3-C2-O2	-5.49	118.06	121.90
26	1H	1565	C	OP2-P-O3'	5.49	117.28	105.20
26	1H	2054	A	C8-N9-C4	-5.49	103.60	105.80
26	14	1808	U	N1-C2-N3	-5.49	111.60	114.90
26	14	2674	G	OP1-P-OP2	5.49	127.84	119.60
1	13	1052	U	C6-N1-C2	-5.49	117.70	121.00
26	1H	146	G	N3-C4-C5	5.49	131.35	128.60
26	1H	729	G	C4-N9-C1'	5.49	133.64	126.50
27	1J	113	C	C6-N1-C2	5.49	122.50	120.30
1	13	400	C	N1-C2-O2	-5.49	115.61	118.90
1	13	509	A	P-O3'-C3'	5.49	126.29	119.70
1	13	912	C	C2-N3-C4	-5.49	117.16	119.90
26	1H	609	A	C6-C5-N7	-5.49	128.46	132.30
26	14	314	A	OP1-P-OP2	5.49	127.83	119.60
26	14	741	G	O5'-P-OP2	5.49	117.29	110.70
26	14	1759	A	OP1-P-OP2	5.49	127.84	119.60
26	1H	565	C	O5'-P-OP1	-5.49	100.76	105.70
26	1H	831	G	N1-C6-O6	5.49	123.19	119.90
26	1H	1408	C	N3-C2-O2	5.49	125.74	121.90
26	1H	1438	U	C5-C6-N1	5.49	125.44	122.70
26	1H	2009	G	C8-N9-C4	5.49	108.59	106.40
26	1H	2607	G	C4-C5-C6	5.49	122.09	118.80
26	14	200	U	C2-N3-C4	-5.49	123.71	127.00
26	1H	1562	A	OP1-P-OP2	-5.49	111.37	119.60
26	1H	1234	U	N3-C2-O2	-5.49	118.36	122.20
1	1G	509	A	C5-C6-N6	-5.49	119.31	123.70
26	14	683	C	N3-C4-C5	5.49	124.09	121.90
26	14	685	A	C5-C6-N1	5.49	120.44	117.70
26	14	1253	A	C5-C6-N1	5.49	120.44	117.70

Continued on next page...

Continued from previous page...

Mol	Chain	Res	Type	Atoms	Z	Observed(°)	Ideal(°)
26	14	1292	U	OP1-P-O3'	5.49	117.27	105.20
1	13	145	G	C8-N9-C4	-5.48	104.21	106.40
26	1H	1804	C	O5'-P-OP1	5.48	117.28	110.70
26	1H	51	G	O5'-P-OP1	-5.48	100.77	105.70
26	1H	602	G	N3-C4-N9	5.48	129.29	126.00
26	1H	638	G	O5'-P-OP1	-5.48	100.77	105.70
26	1H	2376	A	C5-N7-C8	5.48	106.64	103.90
26	1H	2521	C	C5-C6-N1	-5.48	118.26	121.00
26	1H	2537	U	C5-C6-N1	-5.48	119.96	122.70
26	1H	2589	A	O5'-P-OP2	-5.48	100.77	105.70
26	14	205	G	C8-N9-C4	5.48	108.59	106.40
26	14	983	A	OP1-P-OP2	-5.48	111.38	119.60
26	14	1926	U	N1-C2-N3	5.48	118.19	114.90
26	14	2393	A	O5'-P-OP1	-5.48	100.77	105.70
1	13	1032	A	N1-C6-N6	-5.48	115.31	118.60
26	1H	663	G	O5'-P-OP2	-5.48	100.77	105.70
26	1H	1807	G	N7-C8-N9	-5.48	110.36	113.10
26	1H	2445	G	C5-C6-N1	-5.48	108.76	111.50
26	1H	2476	A	O4'-C1'-N9	5.48	112.58	108.20
26	1H	2611	U	P-O3'-C3'	5.48	126.28	119.70
26	1H	2712	U	P-O3'-C3'	5.48	126.28	119.70
26	1H	2714	G	N3-C4-C5	-5.48	125.86	128.60
1	1G	951	G	O5'-P-OP1	-5.48	100.77	105.70
1	1G	1514	C	C5-C4-N4	-5.48	116.36	120.20
25	4L	12	A	O4'-C1'-N9	5.48	112.58	108.20
26	14	760	G	N7-C8-N9	5.48	115.84	113.10
26	14	2070	G	N3-C2-N2	5.48	123.74	119.90
26	14	2766	G	C8-N9-C4	-5.48	104.21	106.40
1	13	386	C	C5-C6-N1	-5.48	118.26	121.00
1	13	1200	C	C6-N1-C2	5.48	122.49	120.30
26	1H	197	A	C5-N7-C8	-5.48	101.16	103.90
26	1H	600	G	N9-C4-C5	-5.48	103.21	105.40
26	1H	1323	U	N1-C2-O2	-5.48	118.97	122.80
1	1G	1206	G	C6-C5-N7	-5.48	127.11	130.40
1	13	1517	G	C5-C6-O6	-5.48	125.31	128.60
26	1H	162	U	C2-N1-C1'	5.48	124.27	117.70
26	14	278	A	OP1-P-O3'	5.48	117.25	105.20
26	14	516	C	N3-C2-O2	5.48	125.73	121.90
26	14	1489	U	N1-C2-N3	5.48	118.19	114.90
1	13	647	C	C6-N1-C2	-5.48	118.11	120.30
26	1H	452	G	C8-N9-C4	-5.48	104.21	106.40
26	1H	906	G	N1-C6-O6	5.48	123.19	119.90

Continued on next page...

Continued from previous page...

Mol	Chain	Res	Type	Atoms	Z	Observed(°)	Ideal(°)
26	1H	2506	U	P-O3'-C3'	5.48	126.27	119.70
26	14	2256	G	C6-C5-N7	-5.48	127.11	130.40
1	13	67	C	N3-C2-O2	-5.47	118.07	121.90
26	1H	436	C	C6-N1-C2	5.47	122.49	120.30
26	1H	745	G	N3-C4-N9	5.47	129.28	126.00
26	1H	1215	G	OP1-P-O3'	5.47	117.24	105.20
26	1H	2307	G	N1-C6-O6	5.47	123.19	119.90
26	1H	2732	G	C8-N9-C4	-5.47	104.21	106.40
27	16	87	G	C8-N9-C4	5.47	108.59	106.40
1	1G	1313	U	C5-C6-N1	5.47	125.44	122.70
1	13	1194	U	N1-C2-N3	5.47	118.18	114.90
26	1H	137(A)	G	N3-C2-N2	-5.47	116.07	119.90
26	1H	203	C	C5-C4-N4	-5.47	116.37	120.20
26	1H	587	C	C6-N1-C2	5.47	122.49	120.30
26	1H	1031	G	C5-C6-N1	5.47	114.24	111.50
26	1H	2680	C	C5-C6-N1	-5.47	118.26	121.00
1	1G	47	C	N1-C2-O2	-5.47	115.62	118.90
1	1G	1502	A	C8-N9-C4	-5.47	103.61	105.80
26	14	2601	C	N3-C2-O2	-5.47	118.07	121.90
26	1H	38	A	N1-C6-N6	-5.47	115.32	118.60
26	1H	1498	C	N3-C2-O2	5.47	125.73	121.90
26	1H	2261	C	C6-N1-C2	-5.47	118.11	120.30
27	1J	60	C	C5-C6-N1	5.47	123.74	121.00
1	13	111	G	N3-C4-C5	5.47	131.34	128.60
1	13	391	G	C6-C5-N7	5.47	133.68	130.40
1	13	752	G	C5-C6-O6	-5.47	125.32	128.60
1	13	833	U	C5-C4-O4	5.47	129.18	125.90
26	1H	952	G	C5-C6-O6	-5.47	125.32	128.60
26	1H	1250	G	C5-C6-O6	-5.47	125.32	128.60
26	1H	2506	U	C2-N1-C1'	5.47	124.26	117.70
26	1H	2575	C	N1-C2-N3	5.47	123.03	119.20
26	14	433	C	C2-N3-C4	5.47	122.64	119.90
26	14	1372	U	C6-N1-C2	-5.47	117.72	121.00
26	14	1653	G	C5-C6-N1	5.47	114.23	111.50
26	14	1850	G	C8-N9-C4	5.47	108.59	106.40
26	14	2252	G	N3-C2-N2	5.47	123.73	119.90
26	1H	90	U	N1-C2-N3	-5.47	111.62	114.90
26	1H	930	U	OP2-P-O3'	-5.47	93.17	105.20
26	1H	1626	G	C2-N3-C4	-5.47	109.17	111.90
26	1H	1627	G	N3-C2-N2	5.47	123.73	119.90
26	1H	2665	A	N1-C6-N6	5.47	121.88	118.60
26	14	2333	A	C4-C5-N7	-5.47	107.97	110.70

Continued on next page...

Continued from previous page...

Mol	Chain	Res	Type	Atoms	Z	Observed(°)	Ideal(°)
1	13	1226	C	N3-C2-O2	5.47	125.73	121.90
26	1H	639	U	O5'-P-OP2	-5.47	100.78	105.70
26	1H	1770	G	OP1-P-O3'	5.47	117.22	105.20
1	1G	750	G	N3-C4-C5	-5.47	125.87	128.60
26	14	59	U	OP2-P-O3'	5.47	117.23	105.20
26	14	71	A	N1-C6-N6	5.47	121.88	118.60
26	14	209	C	C6-N1-C2	5.47	122.49	120.30
26	14	523	C	C4-C5-C6	-5.47	114.67	117.40
26	14	762	U	N3-C4-O4	5.47	123.23	119.40
1	13	1450	U	N3-C2-O2	-5.46	118.38	122.20
27	16	14	U	N1-C2-N3	5.46	118.18	114.90
26	14	768	G	N1-C2-N3	5.46	127.18	123.90
26	14	1279	G	C4-C5-N7	-5.46	108.61	110.80
26	14	1765	C	C6-N1-C2	5.46	122.49	120.30
26	14	2623	G	N1-C6-O6	-5.46	116.62	119.90
1	13	477	G	C5-N7-C8	-5.46	101.57	104.30
26	1H	797	C	O5'-P-OP1	5.46	117.26	110.70
26	1H	1222	C	N3-C2-O2	-5.46	118.08	121.90
26	1H	1548	C	N1-C2-O2	5.46	122.18	118.90
26	1H	1992	G	C2'-C3'-O3'	5.46	122.44	113.70
26	1H	2450	A	N1-C2-N3	5.46	132.03	129.30
26	1H	2574	G	C6-N1-C2	-5.46	121.82	125.10
26	14	933	A	N7-C8-N9	5.46	116.53	113.80
26	14	2380	C	N3-C4-C5	5.46	124.08	121.90
26	1H	1644	C	C6-N1-C2	-5.46	118.12	120.30
26	1H	2198	A	OP1-P-O3'	5.46	117.21	105.20
1	1G	664	G	N3-C4-N9	-5.46	122.72	126.00
1	1G	688	G	C5-C6-O6	5.46	131.88	128.60
1	1G	772	U	C5-C4-O4	5.46	129.18	125.90
23	2L	5	G	C5-C6-O6	5.46	131.88	128.60
26	14	1786	A	N1-C6-N6	5.46	121.88	118.60
26	14	2713	A	N1-C2-N3	5.46	132.03	129.30
1	13	50	A	C6-N1-C2	-5.46	115.32	118.60
1	13	963	G	C5-N7-C8	5.46	107.03	104.30
26	1H	150	C	C5-C4-N4	5.46	124.02	120.20
1	13	449	C	N3-C2-O2	-5.46	118.08	121.90
26	1H	695	G	O5'-P-OP2	5.46	117.25	110.70
26	1H	1252	G	N7-C8-N9	-5.46	110.37	113.10
26	1H	1438	U	N3-C4-C5	-5.46	111.33	114.60
26	1H	1547	C	N3-C4-N4	-5.46	114.18	118.00
26	1H	2043	C	C6-N1-C2	-5.46	118.12	120.30
26	1H	2055	C	OP2-P-O3'	5.46	117.21	105.20

Continued on next page...

Continued from previous page...

Mol	Chain	Res	Type	Atoms	Z	Observed(°)	Ideal(°)
26	1H	2362	G	N9-C4-C5	-5.46	103.22	105.40
1	1G	1008	C	C5-C6-N1	5.46	123.73	121.00
26	14	527	C	N1-C2-O2	5.46	122.17	118.90
26	14	528	A	C8-N9-C1'	5.46	137.53	127.70
26	14	1373	A	N7-C8-N9	-5.46	111.07	113.80
26	1H	700	G	N1-C2-N2	5.46	121.11	116.20
26	1H	2383	G	C6-C5-N7	-5.46	127.13	130.40
26	14	462	C	OP1-P-OP2	5.46	127.78	119.60
26	14	1904	G	O5'-P-OP2	-5.46	100.79	105.70
26	1H	635	C	N3-C2-O2	-5.46	118.08	121.90
26	1H	1123	C	C2-N3-C4	-5.46	117.17	119.90
26	1H	1339	G	O5'-P-OP1	-5.46	100.79	105.70
26	1H	1899	G	N3-C4-C5	5.46	131.33	128.60
26	1H	2382	G	C6-C5-N7	-5.46	127.13	130.40
27	16	39	A	N1-C6-N6	5.46	121.87	118.60
1	1G	890	G	O4'-C1'-N9	5.46	112.56	108.20
26	14	1943	U	N1-C2-N3	5.46	118.17	114.90
1	13	892	A	N9-C4-C5	-5.45	103.62	105.80
26	1H	389	G	C8-N9-C1'	-5.45	119.91	127.00
26	1H	541	C	C4-C5-C6	5.45	120.13	117.40
26	1H	657	U	OP2-P-O3'	5.45	117.20	105.20
26	1H	740	U	N3-C4-O4	-5.45	115.58	119.40
26	1H	1122	G	N9-C4-C5	-5.45	103.22	105.40
26	1H	1325	G	C5-N7-C8	-5.45	101.57	104.30
26	1H	2246	G	N1-C2-N3	5.45	127.17	123.90
26	14	645	C	N1-C2-O2	5.45	122.17	118.90
26	14	1028	A	C5-C6-N6	-5.45	119.34	123.70
26	14	1567	A	C8-N9-C4	5.45	107.98	105.80
26	14	1702	G	N3-C4-N9	5.45	129.27	126.00
26	14	2067	G	C4-C5-C6	5.45	122.07	118.80
26	14	2516	G	OP2-P-O3'	5.45	117.20	105.20
1	13	622	A	O5'-P-OP2	-5.45	100.79	105.70
26	1H	2374	C	OP1-P-OP2	5.45	127.78	119.60
26	1H	2698	U	O5'-P-OP2	-5.45	100.79	105.70
1	1G	1422	G	C5-C6-O6	5.45	131.87	128.60
26	14	1586	A	N7-C8-N9	5.45	116.53	113.80
26	14	2272	U	C5-C6-N1	5.45	125.43	122.70
22	1K	72	C	N1-C2-O2	5.45	122.17	118.90
26	1H	27	G	C5-C6-O6	5.45	131.87	128.60
26	1H	599	G	N3-C2-N2	5.45	123.72	119.90
26	1H	797	C	C4-C5-C6	5.45	120.12	117.40
26	1H	1002	G	N1-C6-O6	-5.45	116.63	119.90

Continued on next page...

Continued from previous page...

Mol	Chain	Res	Type	Atoms	Z	Observed(°)	Ideal(°)
26	1H	1327	C	C6-N1-C2	-5.45	118.12	120.30
26	1H	1992	G	N1-C6-O6	-5.45	116.63	119.90
26	1H	2469	A	N9-C4-C5	-5.45	103.62	105.80
26	1H	2509	G	C6-C5-N7	5.45	133.67	130.40
27	16	111	U	C5-C4-O4	5.45	129.17	125.90
26	14	44	A	C8-N9-C4	-5.45	103.62	105.80
26	14	518	G	N1-C2-N2	-5.45	111.29	116.20
26	14	680	G	C5-C6-O6	5.45	131.87	128.60
26	14	760	G	C8-N9-C4	-5.45	104.22	106.40
26	14	1681	G	N7-C8-N9	5.45	115.83	113.10
26	14	1956	U	N1-C2-O2	5.45	126.62	122.80
26	14	2775	A	N1-C6-N6	5.45	121.87	118.60
26	14	2830	G	N3-C4-N9	-5.45	122.73	126.00
26	1H	553	U	C5-C4-O4	5.45	129.17	125.90
26	1H	866	A	C8-N9-C1'	-5.45	117.89	127.70
26	1H	1988	C	C2-N3-C4	5.45	122.62	119.90
26	1H	2398	U	O5'-P-OP2	-5.45	100.80	105.70
26	1H	2712	U	O5'-P-OP1	-5.45	100.80	105.70
26	1H	388	G	OP1-P-OP2	5.45	127.77	119.60
1	1G	1374	A	C5-C6-N1	-5.45	114.98	117.70
26	1H	207	A	N1-C6-N6	5.45	121.87	118.60
26	1H	815	C	C2-N3-C4	-5.45	117.18	119.90
26	1H	1009	A	C8-N9-C4	5.45	107.98	105.80
1	1G	721	G	C8-N9-C4	-5.45	104.22	106.40
24	3L	57	G	C4-N9-C1'	5.45	133.58	126.50
26	14	666	G	N1-C6-O6	5.45	123.17	119.90
26	14	1962	C	C5-C4-N4	-5.45	116.39	120.20
1	13	266	G	P-O3'-C3'	5.44	126.23	119.70
26	14	1336	A	C6-N1-C2	-5.44	115.33	118.60
23	2K	75	C	C5-C6-N1	-5.44	118.28	121.00
26	1H	1663	C	N3-C4-C5	5.44	124.08	121.90
26	1H	2616	C	N1-C2-O2	-5.44	115.64	118.90
26	1H	2724	C	N3-C4-C5	-5.44	119.72	121.90
26	14	2512	C	N3-C4-C5	5.44	124.08	121.90
1	13	813	U	C5'-C4'-O4'	5.44	115.63	109.10
26	1H	1406	U	C6-N1-C2	-5.44	117.73	121.00
26	1H	2427	C	OP2-P-O3'	5.44	117.17	105.20
26	1H	2455	G	C8-N9-C4	5.44	108.58	106.40
42	C8	33	ARG	NE-CZ-NH1	-5.44	117.58	120.30
26	14	836	G	OP1-P-OP2	-5.44	111.44	119.60
26	14	1271	G	C8-N9-C4	5.44	108.58	106.40
26	14	1902	C	C5-C4-N4	5.44	124.01	120.20

Continued on next page...

Continued from previous page...

Mol	Chain	Res	Type	Atoms	Z	Observed(°)	Ideal(°)
26	14	2092	U	N3-C4-O4	-5.44	115.59	119.40
1	13	504	C	C6-N1-C2	-5.44	118.12	120.30
26	1H	582	G	N9-C4-C5	-5.44	103.22	105.40
26	14	1187	G	N1-C6-O6	5.44	123.16	119.90
1	13	181	G	N3-C4-C5	-5.44	125.88	128.60
26	1H	1022	G	O5'-P-OP1	-5.44	100.81	105.70
26	1H	1447	G	C8-N9-C4	-5.44	104.22	106.40
26	1H	2380	C	C4-C5-C6	5.44	120.12	117.40
1	1G	668	G	N1-C2-N2	5.44	121.09	116.20
26	14	1241	A	C2-N3-C4	-5.44	107.88	110.60
26	1H	740	U	O5'-P-OP1	5.44	117.22	110.70
26	14	1396	U	N1-C2-O2	5.44	126.61	122.80
26	14	2210	G	N3-C4-C5	-5.44	125.88	128.60
1	13	749	C	N1-C2-O2	5.43	122.16	118.90
1	13	890	G	OP1-P-OP2	5.43	127.75	119.60
1	13	1082	G	OP1-P-O3'	5.43	117.16	105.20
26	1H	110	G	C8-N9-C4	5.43	108.57	106.40
26	1H	843	G	OP2-P-O3'	5.43	117.16	105.20
26	1H	2011	U	O5'-P-OP2	5.43	117.22	110.70
26	1H	2405	G	O5'-P-OP2	-5.43	100.81	105.70
26	14	270(B)	A	N1-C6-N6	5.43	121.86	118.60
26	14	1555	G	C4-C5-C6	5.43	122.06	118.80
26	14	1619	G	OP1-P-O3'	5.43	117.15	105.20
26	14	1626	G	N9-C4-C5	5.43	107.57	105.40
26	14	2320	A	N9-C4-C5	-5.43	103.63	105.80
26	1H	127	A	N9-C4-C5	-5.43	103.63	105.80
26	1H	970	C	N3-C4-N4	5.43	121.80	118.00
26	1H	1162	G	N7-C8-N9	5.43	115.82	113.10
26	1H	1349	A	C2-N3-C4	-5.43	107.88	110.60
26	1H	2560	C	O5'-P-OP1	-5.43	100.81	105.70
26	14	1322	A	C2-N3-C4	5.43	113.32	110.60
1	13	1126	U	C4-C5-C6	5.43	122.96	119.70
26	1H	119	A	N1-C6-N6	-5.43	115.34	118.60
26	1H	1443	G	N1-C2-N3	5.43	127.16	123.90
26	1H	1898	U	OP1-P-OP2	5.43	127.75	119.60
26	1H	1992	G	C8-N9-C4	-5.43	104.23	106.40
26	1H	2040	C	C5-C4-N4	-5.43	116.40	120.20
1	1G	115	G	P-O3'-C3'	5.43	126.22	119.70
1	13	811	C	C6-N1-C2	5.43	122.47	120.30
26	1H	788	A	C4-C5-N7	5.43	113.42	110.70
26	1H	1274	A	C4-C5-C6	5.43	119.72	117.00
26	1H	1820	U	C5-C6-N1	-5.43	119.98	122.70

Continued on next page...

Continued from previous page...

Mol	Chain	Res	Type	Atoms	Z	Observed(°)	Ideal(°)
26	1H	2031	A	C5-C6-N6	-5.43	119.36	123.70
26	14	2126	A	O4'-C1'-N9	5.43	112.54	108.20
26	14	2168	G	C4-N9-C1'	5.43	133.56	126.50
27	1J	96	G	N3-C2-N2	-5.43	116.10	119.90
26	1H	1421	G	N1-C6-O6	5.43	123.16	119.90
26	1H	1888	G	O4'-C1'-N9	5.43	112.54	108.20
1	13	254	G	O5'-P-OP1	-5.43	100.82	105.70
1	13	294	U	N1-C2-N3	5.43	118.16	114.90
26	1H	352	G	C5-C6-N1	-5.43	108.79	111.50
26	1H	385	C	C5-C6-N1	5.43	123.71	121.00
26	1H	1355	G	N9-C4-C5	5.43	107.57	105.40
26	1H	1968	G	N9-C4-C5	-5.43	103.23	105.40
26	1H	2608	G	O5'-P-OP2	5.43	117.21	110.70
1	1G	354	G	C2-N3-C4	-5.43	109.19	111.90
1	1G	489	C	C5-C6-N1	-5.43	118.29	121.00
26	14	1791	A	OP1-P-OP2	-5.43	111.46	119.60
26	1H	275	G	C8-N9-C4	5.42	108.57	106.40
26	1H	583	G	C5-C6-N1	5.42	114.21	111.50
26	1H	2031	A	C8-N9-C4	5.42	107.97	105.80
26	1H	2545	G	N1-C6-O6	-5.42	116.65	119.90
26	14	22	C	C2-N3-C4	-5.42	117.19	119.90
26	14	131	G	O4'-C1'-N9	5.42	112.54	108.20
26	14	468	G	N1-C6-O6	5.42	123.16	119.90
26	14	2023	G	C4-C5-N7	5.42	112.97	110.80
26	1H	298	G	C4-C5-C6	-5.42	115.55	118.80
26	14	936	C	N1-C2-O2	-5.42	115.65	118.90
1	13	382	A	C8-N9-C4	5.42	107.97	105.80
1	13	1455	G	N1-C6-O6	5.42	123.15	119.90
26	1H	646	A	N7-C8-N9	5.42	116.51	113.80
26	1H	2409	G	N9-C4-C5	-5.42	103.23	105.40
1	1G	266	G	N3-C4-C5	-5.42	125.89	128.60
26	14	1771	C	N3-C4-C5	5.42	124.07	121.90
26	14	2518	A	C5-C6-N6	-5.42	119.36	123.70
26	14	2844	G	C4-C5-N7	5.42	112.97	110.80
1	13	843	U	C5-C6-N1	5.42	125.41	122.70
26	14	459	U	O5'-P-OP2	-5.42	100.82	105.70
26	1H	659	C	C6-N1-C2	5.42	122.47	120.30
26	1H	802	A	C5-C6-N1	5.42	120.41	117.70
27	16	47	C	C5-C6-N1	-5.42	118.29	121.00
26	14	458	G	OP1-P-OP2	5.42	127.73	119.60
1	13	134	A	N9-C4-C5	-5.42	103.63	105.80
26	1H	841	A	OP2-P-O3'	5.42	117.12	105.20

Continued on next page...

Continued from previous page...

Mol	Chain	Res	Type	Atoms	Z	Observed(°)	Ideal(°)
26	1H	1000	A	OP2-P-O3'	5.42	117.12	105.20
1	1G	1246	C	C6-N1-C2	-5.42	118.13	120.30
26	14	1571	A	N1-C6-N6	5.42	121.85	118.60
26	14	1994	C	O5'-P-OP2	-5.42	100.83	105.70
26	14	2288	A	N1-C6-N6	5.42	121.85	118.60
1	13	243	A	N7-C8-N9	5.42	116.51	113.80
1	13	578	C	C4-C5-C6	5.42	120.11	117.40
1	13	32	A	C8-N9-C4	-5.41	103.64	105.80
1	13	690	G	C8-N9-C1'	-5.41	119.96	127.00
26	1H	2372	G	N1-C2-N3	5.41	127.15	123.90
26	1H	2437	U	C5-C4-O4	5.41	129.15	125.90
26	1H	2675	A	C8-N9-C4	-5.41	103.64	105.80
1	1G	858	G	N7-C8-N9	5.41	115.81	113.10
26	14	743	G	OP1-P-OP2	5.41	127.72	119.60
26	14	783	A	C4-C5-C6	5.41	119.71	117.00
26	14	810	U	C2-N3-C4	-5.41	123.75	127.00
26	14	2028	U	O5'-P-OP1	-5.41	100.83	105.70
26	14	2330	G	C8-N9-C1'	-5.41	119.96	127.00
1	13	1018	C	C6-N1-C2	5.41	122.47	120.30
26	1H	763	G	OP2-P-O3'	5.41	117.11	105.20
26	1H	816	C	C2-N3-C4	5.41	122.61	119.90
26	1H	1619	G	N7-C8-N9	-5.41	110.39	113.10
1	1G	932	C	C2-N1-C1'	5.41	124.75	118.80
26	14	2491	U	N3-C2-O2	5.41	125.99	122.20
1	13	500	G	C5-N7-C8	5.41	107.00	104.30
26	1H	1300	U	OP1-P-O3'	5.41	117.11	105.20
26	1H	1776	G	O5'-P-OP1	5.41	117.19	110.70
26	1H	2248	C	N3-C2-O2	-5.41	118.11	121.90
26	1H	2336	A	N7-C8-N9	-5.41	111.09	113.80
26	1H	2428	G	N3-C4-C5	-5.41	125.89	128.60
29	11	157	ARG	NE-CZ-NH1	-5.41	117.59	120.30
26	14	530	G	N7-C8-N9	5.41	115.81	113.10
26	14	852	G	N1-C6-O6	-5.41	116.65	119.90
26	14	1664	A	C5-C6-N1	-5.41	115.00	117.70
26	14	1969	A	N1-C6-N6	-5.41	115.35	118.60
1	13	704	A	N1-C6-N6	-5.41	115.36	118.60
1	13	884	U	O5'-P-OP2	-5.41	100.83	105.70
1	13	1299	A	C5-N7-C8	-5.41	101.20	103.90
1	13	1517	G	N9-C4-C5	-5.41	103.24	105.40
26	1H	127	A	C5-C6-N6	-5.41	119.37	123.70
26	1H	967	C	O5'-P-OP1	5.41	117.19	110.70
26	1H	1390	U	OP1-P-O3'	5.41	117.10	105.20

Continued on next page...

Continued from previous page...

Mol	Chain	Res	Type	Atoms	Z	Observed(°)	Ideal(°)
26	1H	1614	A	N3-C4-N9	-5.41	123.07	127.40
26	1H	2337	G	C5-C6-O6	-5.41	125.36	128.60
26	1H	2520	C	C4-C5-C6	5.41	120.10	117.40
26	1H	2582	G	N7-C8-N9	5.41	115.80	113.10
27	16	54	G	N7-C8-N9	5.41	115.80	113.10
27	16	64	C	OP1-P-O3'	5.41	117.10	105.20
26	14	740	U	N3-C4-O4	-5.41	115.61	119.40
26	14	1614	A	N3-C4-C5	5.41	130.59	126.80
26	14	1783	A	C4-C5-C6	5.41	119.70	117.00
26	14	2246	G	N1-C6-O6	5.41	123.14	119.90
1	13	1227	A	N3-C4-N9	-5.41	123.07	127.40
1	13	1519	A	C6-N1-C2	5.41	121.84	118.60
26	1H	377	C	O5'-P-OP2	5.41	117.19	110.70
26	1H	1606	G	N3-C4-N9	5.41	129.24	126.00
27	16	49	C	N3-C4-N4	5.41	121.78	118.00
27	16	56	G	C8-N9-C4	-5.41	104.24	106.40
1	1G	24	U	O5'-P-OP2	-5.41	100.83	105.70
26	14	1663	C	C2-N3-C4	-5.41	117.20	119.90
26	14	1858	G	P-O3'-C3'	5.41	126.19	119.70
1	13	798	G	OP2-P-O3'	5.41	117.09	105.20
1	13	949	A	OP1-P-OP2	-5.41	111.49	119.60
1	13	972	C	OP1-P-OP2	-5.41	111.49	119.60
26	1H	1825	A	O5'-P-OP1	5.41	117.19	110.70
1	1G	853	G	C8-N9-C4	-5.41	104.24	106.40
1	1G	954	G	C4-C5-N7	5.41	112.96	110.80
26	14	706	A	O5'-P-OP1	5.41	117.19	110.70
26	14	1658	C	N3-C4-N4	5.41	121.78	118.00
26	1H	467	G	C5-N7-C8	5.40	107.00	104.30
26	1H	683	C	C5-C6-N1	-5.40	118.30	121.00
26	1H	2595	G	N3-C4-C5	5.40	131.30	128.60
26	14	1925	C	O5'-P-OP1	-5.40	100.84	105.70
1	13	748	C	P-O3'-C3'	5.40	126.18	119.70
26	1H	30	G	C5-C6-O6	-5.40	125.36	128.60
26	1H	972	G	C6-N1-C2	-5.40	121.86	125.10
26	1H	1974	C	O5'-P-OP2	-5.40	100.84	105.70
26	1H	2428	G	OP1-P-OP2	-5.40	111.50	119.60
26	1H	2602	A	N1-C2-N3	-5.40	126.60	129.30
26	1H	2659	G	N1-C6-O6	5.40	123.14	119.90
1	1G	46	G	C5-C6-O6	-5.40	125.36	128.60
1	1G	392	G	O5'-P-OP2	-5.40	100.84	105.70
26	14	1775	U	C2-N1-C1'	-5.40	111.22	117.70
26	14	2332	U	N3-C2-O2	-5.40	118.42	122.20

Continued on next page...

Continued from previous page...

Mol	Chain	Res	Type	Atoms	Z	Observed(°)	Ideal(°)
29	19	215	LEU	CA-CB-CG	-5.40	102.88	115.30
26	1H	140	A	C2-N3-C4	-5.40	107.90	110.60
26	1H	604	G	O5'-P-OP1	-5.40	100.84	105.70
26	1H	738	G	N7-C8-N9	5.40	115.80	113.10
26	1H	780	G	C5-C6-O6	5.40	131.84	128.60
26	1H	2606	C	N1-C2-O2	-5.40	115.66	118.90
1	1G	899	C	C5-C6-N1	5.40	123.70	121.00
26	14	835	A	C2-N3-C4	5.40	113.30	110.60
26	14	1110	G	C4-N9-C1'	-5.40	119.48	126.50
26	14	1991	U	C5-C6-N1	-5.40	120.00	122.70
26	14	2433	A	N1-C2-N3	5.40	132.00	129.30
11	2I	124	LYS	CD-CE-NZ	5.40	124.12	111.70
26	14	1559	G	C5-C6-N1	-5.40	108.80	111.50
26	14	1586	A	C6-C5-N7	-5.40	128.52	132.30
26	14	1980	G	N1-C2-N2	5.40	121.06	116.20
26	1H	199	A	C4-C5-C6	-5.40	114.30	117.00
26	1H	557	U	OP1-P-OP2	5.40	127.70	119.60
26	1H	2494	G	C5-C6-N1	-5.40	108.80	111.50
26	14	768	G	O5'-P-OP2	-5.40	100.84	105.70
26	14	1349	A	N1-C6-N6	5.40	121.84	118.60
26	14	1664	A	C2-N3-C4	-5.40	107.90	110.60
26	14	1790	C	C2-N1-C1'	-5.40	112.86	118.80
26	14	2329	G	N1-C2-N2	-5.40	111.34	116.20
1	13	325	A	C5-N7-C8	-5.40	101.20	103.90
1	13	1096	C	C5-C6-N1	5.40	123.70	121.00
1	13	1405	G	C5-C6-O6	5.40	131.84	128.60
26	1H	1290	C	C6-N1-C2	5.40	122.46	120.30
37	78	49	ARG	CG-CD-NE	5.40	123.13	111.80
26	14	2251	G	C4-N9-C1'	5.40	133.51	126.50
1	13	520	A	C5-C6-N1	-5.39	115.00	117.70
26	1H	107	C	N3-C4-N4	5.39	121.78	118.00
26	1H	705	A	C5-C6-N6	-5.39	119.38	123.70
26	1H	1988	C	C6-N1-C2	-5.39	118.14	120.30
26	1H	2337	G	C5-N7-C8	-5.39	101.60	104.30
26	1H	2645	G	N3-C4-C5	5.39	131.30	128.60
26	1H	2743	C	N3-C4-N4	-5.39	114.22	118.00
26	14	897	C	C6-N1-C2	-5.39	118.14	120.30
26	14	1037	G	C5-C6-O6	-5.39	125.36	128.60
26	14	1326	U	N1-C2-N3	5.39	118.14	114.90
26	14	2722	G	N1-C6-O6	5.39	123.14	119.90
26	1H	57	C	N3-C4-N4	-5.39	114.23	118.00
26	1H	207	A	C5-N7-C8	-5.39	101.20	103.90

Continued on next page...

Continued from previous page...

Mol	Chain	Res	Type	Atoms	Z	Observed(°)	Ideal(°)
26	1H	592	G	C5-C6-O6	5.39	131.84	128.60
26	1H	1856	G	N3-C2-N2	-5.39	116.13	119.90
26	1H	1955	U	C4-C5-C6	5.39	122.94	119.70
26	14	581	C	C5-C4-N4	5.39	123.97	120.20
26	14	2732	G	C6-C5-N7	-5.39	127.17	130.40
29	19	29	PRO	N-CA-C	-5.39	98.08	112.10
26	1H	2764	A	C2-N3-C4	-5.39	107.90	110.60
26	14	839	U	C5-C4-O4	5.39	129.13	125.90
1	13	1057	G	C5-C6-O6	5.39	131.83	128.60
26	1H	568	U	C5-C6-N1	-5.39	120.01	122.70
26	1H	695	G	C8-N9-C4	-5.39	104.24	106.40
26	1H	1184	G	N3-C4-N9	-5.39	122.77	126.00
26	1H	1309	G	O5'-P-OP1	5.39	117.17	110.70
26	1H	1927	A	N1-C2-N3	5.39	132.00	129.30
26	1H	2773	C	N3-C4-C5	5.39	124.06	121.90
26	1H	2782	G	C5-C6-O6	-5.39	125.37	128.60
26	14	507	A	N1-C2-N3	-5.39	126.61	129.30
26	1H	796	C	C2-N3-C4	-5.39	117.21	119.90
1	13	901	A	C5-N7-C8	-5.39	101.21	103.90
1	13	910	C	C2-N1-C1'	-5.39	112.87	118.80
1	13	1347	G	O4'-C1'-N9	5.39	112.51	108.20
26	1H	266	G	O5'-P-OP2	-5.39	100.85	105.70
26	1H	414	C	C2-N3-C4	-5.39	117.21	119.90
26	1H	672	C	C6-N1-C2	5.39	122.45	120.30
26	1H	706	A	C5-N7-C8	-5.39	101.21	103.90
26	1H	1255	U	C6-N1-C2	5.39	124.23	121.00
26	1H	1523	U	N1-C2-O2	-5.39	119.03	122.80
26	1H	1799	G	N3-C2-N2	5.39	123.67	119.90
26	1H	1936	A	C4-C5-N7	5.39	113.39	110.70
26	1H	2561	A	N7-C8-N9	-5.39	111.11	113.80
27	16	78	A	O5'-P-OP2	-5.39	100.85	105.70
26	14	75	G	C5-C6-O6	-5.39	125.37	128.60
26	14	918	A	N7-C8-N9	5.39	116.49	113.80
1	13	873	A	N9-C4-C5	5.38	107.95	105.80
1	13	886	G	C5-C6-N1	-5.38	108.81	111.50
26	1H	339	U	OP1-P-OP2	-5.38	111.53	119.60
26	1H	1297	C	C6-N1-C2	-5.38	118.15	120.30
26	1H	2226	C	C5-C6-N1	-5.38	118.31	121.00
26	1H	2562	U	C5-C6-N1	-5.38	120.01	122.70
1	1G	902	G	C8-N9-C4	-5.38	104.25	106.40
26	14	768	G	N1-C2-N2	-5.38	111.35	116.20
26	14	830	G	OP1-P-O3'	5.38	117.05	105.20

Continued on next page...

Continued from previous page...

Mol	Chain	Res	Type	Atoms	Z	Observed(°)	Ideal(°)
26	1H	70	G	C8-N9-C4	-5.38	104.25	106.40
26	1H	1446	C	C6-N1-C2	-5.38	118.15	120.30
26	14	1395	A	C8-N9-C4	5.38	107.95	105.80
26	14	2495	G	N3-C4-C5	5.38	131.29	128.60
1	13	1128	C	C4-C5-C6	5.38	120.09	117.40
26	1H	663	G	C5-N7-C8	5.38	106.99	104.30
26	1H	1201	C	C5-C4-N4	-5.38	116.43	120.20
26	1H	1415	U	N1-C2-O2	5.38	126.57	122.80
26	1H	2071	A	C4-C5-C6	5.38	119.69	117.00
26	1H	2635	C	C5-C6-N1	-5.38	118.31	121.00
1	1G	1529	G	N3-C4-C5	-5.38	125.91	128.60
26	14	2	G	C8-N9-C1'	-5.38	120.00	127.00
26	14	1835	G	C4-N9-C1'	5.38	133.50	126.50
26	14	2374	C	O5'-P-OP2	-5.38	100.86	105.70
23	2K	32	G	N1-C6-O6	5.38	123.13	119.90
26	1H	209	C	C2-N3-C4	-5.38	117.21	119.90
26	1H	1326	U	C5-C6-N1	-5.38	120.01	122.70
1	1G	904	C	N1-C2-O2	-5.38	115.67	118.90
26	14	1154	G	N1-C6-O6	5.38	123.13	119.90
1	13	50	A	OP2-P-O3'	5.38	117.03	105.20
1	13	117	G	C5-C6-O6	-5.38	125.37	128.60
1	13	575	G	N3-C4-N9	-5.38	122.77	126.00
1	13	1266	G	N3-C4-N9	-5.38	122.77	126.00
26	1H	1417	C	N1-C2-O2	-5.38	115.67	118.90
26	1H	2628	C	C5-C6-N1	-5.38	118.31	121.00
1	1G	666	G	C6-C5-N7	-5.38	127.17	130.40
26	14	945	A	C5-C6-N1	-5.38	115.01	117.70
26	14	1253	A	N9-C4-C5	-5.38	103.65	105.80
26	14	1516	U	N1-C2-O2	5.38	126.56	122.80
26	14	1570	A	N1-C2-N3	5.38	131.99	129.30
26	14	1976	U	OP1-P-OP2	5.38	127.67	119.60
26	14	2362	G	C5-C6-O6	-5.38	125.37	128.60
1	13	817	C	N3-C4-C5	5.38	124.05	121.90
1	13	869	G	N7-C8-N9	5.38	115.79	113.10
26	1H	1817	G	C4-C5-N7	-5.38	108.65	110.80
26	1H	1990	C	N3-C2-O2	-5.38	118.14	121.90
26	14	213	A	C8-N9-C4	5.38	107.95	105.80
26	14	2497	A	O5'-P-OP1	-5.38	100.86	105.70
1	13	712	A	C5-C6-N6	5.38	128.00	123.70
26	1H	1361	G	C5-C6-N1	5.38	114.19	111.50
26	1H	1457	A	N9-C4-C5	-5.38	103.65	105.80
26	14	622	G	C5-C6-O6	5.38	131.82	128.60

Continued on next page...

Continued from previous page...

Mol	Chain	Res	Type	Atoms	Z	Observed(°)	Ideal(°)
26	14	821	A	C8-N9-C4	-5.38	103.65	105.80
1	13	124	G	C8-N9-C4	5.37	108.55	106.40
1	13	268	C	O5'-P-OP2	5.37	117.15	110.70
1	13	564	C	OP1-P-O3'	5.37	117.02	105.20
1	13	1227	A	C8-N9-C4	-5.37	103.65	105.80
1	13	1364	U	N1-C2-O2	-5.37	119.04	122.80
1	1G	649	G	C6-C5-N7	5.37	133.62	130.40
8	72	127	LEU	CA-CB-CG	5.37	127.66	115.30
26	14	315	G	C8-N9-C4	5.37	108.55	106.40
26	14	970	C	N3-C2-O2	5.37	125.66	121.90
26	14	1784	A	C4-C5-N7	5.37	113.39	110.70
27	1J	7	G	N3-C4-C5	5.37	131.29	128.60
1	13	523	A	C8-N9-C4	5.37	107.95	105.80
26	1H	512	G	N1-C6-O6	-5.37	116.68	119.90
26	1H	742	G	N3-C2-N2	-5.37	116.14	119.90
26	1H	997	G	C2-N3-C4	-5.37	109.21	111.90
26	1H	2337	G	N7-C8-N9	5.37	115.79	113.10
1	1G	244	U	N1-C2-O2	5.37	126.56	122.80
26	14	1329	U	O5'-P-OP1	-5.37	100.87	105.70
26	14	2005	A	C8-N9-C4	5.37	107.95	105.80
26	14	2889	C	C6-N1-C2	-5.37	118.15	120.30
26	1H	1701	A	C8-N9-C4	5.37	107.95	105.80
26	1H	2032	G	N3-C2-N2	-5.37	116.14	119.90
26	1H	2689	U	C2-N1-C1'	-5.37	111.25	117.70
26	14	1260	G	C4-C5-C6	5.37	122.02	118.80
26	14	2438	U	C5-C4-O4	-5.37	122.68	125.90
1	13	577	G	OP1-P-OP2	5.37	127.65	119.60
1	13	1430	C	C4-C5-C6	5.37	120.08	117.40
26	1H	967	C	C5-C6-N1	-5.37	118.32	121.00
26	1H	2425	A	O5'-P-OP2	-5.37	100.87	105.70
26	1H	2485	G	N1-C2-N3	5.37	127.12	123.90
26	14	760	G	OP1-P-O3'	5.37	117.01	105.20
26	14	2429	G	N1-C6-O6	5.37	123.12	119.90
26	14	2766	G	C4-C5-N7	5.37	112.95	110.80
26	14	2830	G	C2-N3-C4	-5.37	109.22	111.90
23	2K	23	G	N3-C4-C5	5.37	131.28	128.60
26	1H	1660	C	N1-C2-O2	5.37	122.12	118.90
26	14	621	A	C8-N9-C4	-5.37	103.65	105.80
1	13	593	G	C5-C6-N1	-5.37	108.82	111.50
23	2K	73	A	N7-C8-N9	-5.37	111.12	113.80
26	1H	426	C	C6-N1-C2	5.37	122.45	120.30
26	1H	446	G	N1-C6-O6	5.37	123.12	119.90

Continued on next page...

Continued from previous page...

Mol	Chain	Res	Type	Atoms	Z	Observed(°)	Ideal(°)
26	1H	2085	C	O5'-P-OP2	-5.37	100.87	105.70
1	1G	680	C	C5-C6-N1	5.37	123.68	121.00
26	14	512	G	C5-C6-N1	-5.37	108.82	111.50
26	14	2635	C	N3-C2-O2	5.37	125.66	121.90
1	13	247	G	C8-N9-C4	-5.36	104.25	106.40
26	1H	1157	G	N1-C6-O6	5.36	123.12	119.90
26	1H	1199	U	C4-C5-C6	5.36	122.92	119.70
26	1H	1905	C	OP1-P-O3'	5.36	117.00	105.20
26	1H	1993	U	N1-C2-O2	-5.36	119.05	122.80
26	14	90	U	O4'-C1'-N1	5.36	112.49	108.20
26	14	381	G	C5-C6-O6	5.36	131.82	128.60
26	14	2038	G	N9-C4-C5	-5.36	103.25	105.40
1	1G	266	G	OP2-P-O3'	5.36	117.00	105.20
26	14	774	A	C5-N7-C8	-5.36	101.22	103.90
1	13	346	G	C8-N9-C1'	-5.36	120.03	127.00
1	13	1089	G	C5-C6-N1	-5.36	108.82	111.50
24	3K	61	C	C6-N1-C2	-5.36	118.16	120.30
26	1H	133	C	N3-C4-C5	5.36	124.04	121.90
26	1H	662	G	N1-C6-O6	-5.36	116.68	119.90
26	1H	2297	C	C5-C6-N1	-5.36	118.32	121.00
26	1H	2443	C	N1-C2-N3	5.36	122.95	119.20
26	1H	2686	G	N1-C6-O6	5.36	123.12	119.90
26	14	245	G	OP1-P-OP2	5.36	127.64	119.60
26	14	2216	G	N1-C2-N2	5.36	121.02	116.20
1	13	736	C	N3-C4-N4	-5.36	114.25	118.00
26	1H	1153	C	N1-C2-O2	-5.36	115.69	118.90
1	1G	576	G	C4-C5-C6	5.36	122.02	118.80
26	14	510	C	C2-N1-C1'	5.36	124.69	118.80
26	14	2332	U	O5'-P-OP1	5.36	117.13	110.70
1	13	967	C	C5-C4-N4	-5.36	116.45	120.20
26	1H	139	G	N3-C4-C5	-5.36	125.92	128.60
26	1H	596	G	N1-C6-O6	5.36	123.11	119.90
26	1H	2062	A	C5-N7-C8	5.36	106.58	103.90
26	1H	2281	C	C5-C6-N1	-5.36	118.32	121.00
26	1H	2394	C	OP2-P-O3'	5.36	116.99	105.20
1	1G	787	A	C8-N9-C4	-5.36	103.66	105.80
26	14	586	A	OP1-P-O3'	5.36	116.99	105.20
26	14	671	C	N3-C4-N4	-5.36	114.25	118.00
26	14	1309	G	N1-C6-O6	5.36	123.11	119.90
26	14	1366	A	OP1-P-O3'	-5.36	93.42	105.20
26	14	2673	G	N1-C6-O6	5.36	123.11	119.90
26	14	2814	C	O5'-P-OP1	-5.36	100.88	105.70

Continued on next page...

Continued from previous page...

Mol	Chain	Res	Type	Atoms	Z	Observed(°)	Ideal(°)
26	14	2843	G	O5'-P-OP1	5.36	117.13	110.70
27	1J	47	C	OP1-P-O3'	5.36	116.99	105.20
1	13	1499	A	N1-C2-N3	5.36	131.98	129.30
26	1H	324	A	OP2-P-O3'	5.36	116.98	105.20
26	1H	330	A	N7-C8-N9	5.36	116.48	113.80
26	1H	508	G	N1-C6-O6	5.36	123.11	119.90
26	1H	965	C	N3-C2-O2	-5.36	118.15	121.90
26	1H	1544	C	N1-C2-O2	5.36	122.11	118.90
26	1H	1618	A	C5-N7-C8	-5.36	101.22	103.90
26	1H	1646	C	N1-C2-O2	5.36	122.11	118.90
26	14	129	C	C4-C5-C6	5.36	120.08	117.40
26	14	694	U	N1-C2-O2	5.36	126.55	122.80
26	1H	401	A	C2-N3-C4	-5.35	107.92	110.60
26	1H	1624	G	N1-C2-N2	-5.35	111.38	116.20
37	78	138	LEU	CA-CB-CG	5.35	127.61	115.30
26	14	1903	G	O5'-P-OP1	-5.35	100.88	105.70
1	13	1205	U	N1-C2-O2	-5.35	119.05	122.80
26	1H	1164	G	O5'-P-OP1	-5.35	100.88	105.70
26	1H	1212	G	N1-C6-O6	5.35	123.11	119.90
26	14	342	G	N1-C6-O6	5.35	123.11	119.90
26	14	1914	C	O4'-C1'-N1	5.35	112.48	108.20
26	14	1929	G	C4-C5-N7	5.35	112.94	110.80
26	1H	321	G	C8-N9-C4	5.35	108.54	106.40
1	1G	1081	G	N7-C8-N9	-5.35	110.42	113.10
1	13	1089	G	N3-C4-C5	5.35	131.28	128.60
1	13	1240	U	O5'-P-OP1	-5.35	100.89	105.70
1	13	1479	C	N1-C2-N3	-5.35	115.46	119.20
26	1H	191	A	C8-N9-C4	5.35	107.94	105.80
26	1H	601	C	C2-N3-C4	-5.35	117.22	119.90
26	1H	1818	U	OP1-P-OP2	5.35	127.62	119.60
26	14	1599	C	N3-C4-C5	-5.35	119.76	121.90
26	14	2365	G	N1-C6-O6	5.35	123.11	119.90
26	14	2418	A	N1-C6-N6	5.35	121.81	118.60
26	14	2463	C	C6-N1-C2	5.35	122.44	120.30
26	1H	1810	A	N1-C2-N3	-5.35	126.63	129.30
26	1H	1852	C	O5'-P-OP1	-5.35	100.89	105.70
26	1H	2023	G	N9-C4-C5	5.35	107.54	105.40
1	1G	554	C	C6-N1-C2	-5.35	118.16	120.30
26	14	263	C	N1-C2-O2	5.35	122.11	118.90
26	14	755	C	N3-C4-C5	-5.35	119.76	121.90
26	14	2013	A	N9-C4-C5	-5.35	103.66	105.80
1	13	1480	G	C8-N9-C4	5.35	108.54	106.40

Continued on next page...

Continued from previous page...

Mol	Chain	Res	Type	Atoms	Z	Observed(°)	Ideal(°)
1	13	1524	C	C5-C6-N1	-5.35	118.33	121.00
26	1H	702	G	OP1-P-OP2	5.35	127.62	119.60
26	1H	960	A	N1-C6-N6	-5.35	115.39	118.60
26	1H	1237	A	C2-N3-C4	-5.35	107.93	110.60
26	1H	2601	C	N3-C4-C5	5.35	124.04	121.90
26	1H	2618	G	C5-C6-O6	5.35	131.81	128.60
26	1H	2676	C	N1-C2-O2	5.35	122.11	118.90
26	14	1255	U	N3-C4-O4	5.35	123.14	119.40
26	14	2348	U	N1-C2-N3	-5.35	111.69	114.90
1	13	219	C	C6-N1-C2	-5.34	118.16	120.30
26	1H	403	U	O5'-P-OP1	-5.34	100.89	105.70
26	1H	436	C	C2-N3-C4	5.34	122.57	119.90
26	1H	762	U	N1-C2-N3	-5.34	111.69	114.90
26	1H	958	U	OP1-P-OP2	-5.34	111.58	119.60
26	1H	1213	A	N1-C2-N3	5.34	131.97	129.30
26	1H	2245	U	N3-C4-C5	-5.34	111.39	114.60
26	14	71	A	O4'-C1'-N9	-5.34	103.92	108.20
26	14	251	A	N7-C8-N9	-5.34	111.13	113.80
26	14	1436	G	OP1-P-O3'	5.34	116.96	105.20
26	14	2421	G	C8-N9-C4	5.34	108.54	106.40
1	13	668	G	C2-N3-C4	5.34	114.57	111.90
1	13	1370	G	C5-C6-N1	-5.34	108.83	111.50
26	1H	1569	A	N7-C8-N9	5.34	116.47	113.80
26	1H	26	G	N3-C4-C5	-5.34	125.93	128.60
26	1H	138	G	O4'-C1'-N9	5.34	112.47	108.20
26	1H	1885	A	C5-N7-C8	5.34	106.57	103.90
26	1H	2304	G	O5'-P-OP1	-5.34	100.89	105.70
1	1G	858	G	C8-N9-C4	-5.34	104.26	106.40
26	14	769	G	OP1-P-O3'	5.34	116.95	105.20
26	14	971	C	C6-N1-C2	-5.34	118.16	120.30
26	14	1225	C	N1-C2-O2	-5.34	115.69	118.90
26	14	1301	A	O4'-C1'-N9	5.34	112.47	108.20
1	13	901	A	O5'-P-OP2	5.34	117.11	110.70
1	13	1089	G	N3-C2-N2	-5.34	116.16	119.90
1	13	1469	G	C2-N3-C4	-5.34	109.23	111.90
26	1H	212	G	N1-C2-N2	-5.34	111.39	116.20
26	1H	270(K)	C	C6-N1-C2	-5.34	118.16	120.30
26	1H	1398	C	N1-C2-O2	-5.34	115.70	118.90
26	1H	1615	C	N3-C2-O2	-5.34	118.16	121.90
26	1H	1621	U	OP1-P-OP2	5.34	127.61	119.60
26	1H	2534	A	N1-C6-N6	5.34	121.80	118.60
26	14	1975	G	N9-C4-C5	-5.34	103.26	105.40

Continued on next page...

Continued from previous page...

Mol	Chain	Res	Type	Atoms	Z	Observed(°)	Ideal(°)
26	14	2314	C	N3-C2-O2	-5.34	118.16	121.90
26	14	2428	G	N1-C6-O6	-5.34	116.70	119.90
26	14	2624	G	C8-N9-C4	5.34	108.54	106.40
26	14	2639	A	C8-N9-C4	5.34	107.94	105.80
26	1H	2675	A	C6-N1-C2	-5.34	115.40	118.60
27	16	45	A	C8-N9-C4	-5.34	103.67	105.80
26	14	772	C	C4-C5-C6	5.34	120.07	117.40
26	14	1836	C	O5'-P-OP1	5.34	117.11	110.70
26	1H	728	G	OP2-P-O3'	5.34	116.94	105.20
1	1G	400	C	C5-C6-N1	-5.34	118.33	121.00
26	14	171	G	N3-C4-N9	5.34	129.20	126.00
26	14	537	C	C5-C6-N1	5.34	123.67	121.00
26	14	1328	G	C5-C6-O6	-5.34	125.40	128.60
1	13	1054	C	C5-C4-N4	-5.33	116.47	120.20
1	13	1427	U	N3-C2-O2	-5.33	118.47	122.20
1	1G	1203	C	C6-N1-C2	-5.33	118.17	120.30
26	14	265	A	N1-C2-N3	5.33	131.97	129.30
26	14	556	G	C8-N9-C1'	-5.33	120.06	127.00
1	13	1404	C	N3-C4-C5	5.33	124.03	121.90
26	1H	1385	G	N3-C4-C5	5.33	131.27	128.60
26	1H	1912	A	C5-C6-N1	5.33	120.37	117.70
26	1H	2709	G	N1-C2-N2	-5.33	111.40	116.20
26	14	876	C	N1-C2-O2	5.33	122.10	118.90
26	14	1702	G	N9-C4-C5	-5.33	103.27	105.40
26	14	2050	C	N1-C2-O2	5.33	122.10	118.90
26	14	2371	G	N1-C2-N2	5.33	121.00	116.20
26	14	2766	G	C5-N7-C8	-5.33	101.63	104.30
1	13	1405	G	N7-C8-N9	5.33	115.77	113.10
26	1H	1968	G	C8-N9-C4	5.33	108.53	106.40
26	1H	1979	C	C5-C4-N4	5.33	123.93	120.20
26	1H	2518	A	N9-C4-C5	-5.33	103.67	105.80
26	1H	2891	G	N1-C6-O6	5.33	123.10	119.90
38	88	5	ARG	CD-NE-CZ	5.33	131.06	123.60
1	1G	774	G	C5-C6-O6	-5.33	125.40	128.60
26	14	1662	C	C5-C4-N4	5.33	123.93	120.20
26	14	1771	C	C2-N3-C4	-5.33	117.23	119.90
26	14	2287	A	N1-C2-N3	5.33	131.97	129.30
26	1H	1787	A	OP1-P-O3'	5.33	116.93	105.20
26	1H	1939	U	N3-C2-O2	5.33	125.93	122.20
26	1H	2136	C	N3-C2-O2	-5.33	118.17	121.90
26	1H	2862	G	OP1-P-O3'	5.33	116.93	105.20
26	14	831	G	C4-C5-N7	5.33	112.93	110.80

Continued on next page...

Continued from previous page...

Mol	Chain	Res	Type	Atoms	Z	Observed(°)	Ideal(°)
1	13	359	U	C5-C6-N1	-5.33	120.04	122.70
1	13	1341	U	N1-C2-N3	5.33	118.10	114.90
26	1H	141	A	C5-C6-N6	-5.33	119.44	123.70
26	1H	446	G	N9-C4-C5	-5.33	103.27	105.40
26	1H	511	U	C5-C4-O4	5.33	129.10	125.90
26	1H	815	C	O5'-P-OP1	5.33	117.09	110.70
26	1H	2039	C	C6-N1-C2	-5.33	118.17	120.30
26	14	561	G	O5'-P-OP1	-5.33	100.90	105.70
26	14	672	C	C5-C4-N4	5.33	123.93	120.20
26	14	1621	U	C6-N1-C2	5.33	124.20	121.00
27	1J	22	U	C5-C6-N1	5.33	125.36	122.70
26	1H	125	G	C6-N1-C2	-5.33	121.90	125.10
26	1H	2032	G	N1-C2-N3	5.33	127.10	123.90
26	14	1203	G	N3-C2-N2	5.33	123.63	119.90
26	14	1613	G	N1-C2-N2	-5.33	111.41	116.20
26	14	2385	C	N1-C2-O2	-5.33	115.70	118.90
37	35	59	LEU	CA-CB-CG	5.33	127.55	115.30
1	13	1511	G	C8-N9-C1'	-5.33	120.08	127.00
26	1H	640	C	N3-C2-O2	-5.33	118.17	121.90
26	1H	721	C	N3-C4-N4	-5.33	114.27	118.00
26	1H	1204	A	N7-C8-N9	5.33	116.46	113.80
26	1H	1292	U	OP1-P-OP2	-5.33	111.61	119.60
26	1H	2640	G	O5'-P-OP2	-5.33	100.91	105.70
27	16	105	G	C5-C6-O6	-5.33	125.40	128.60
26	14	691	C	C5-C4-N4	-5.33	116.47	120.20
26	14	2598	A	OP1-P-OP2	-5.33	111.61	119.60
26	14	2866	U	O5'-P-OP2	-5.33	100.91	105.70
1	13	197	A	N1-C6-N6	-5.32	115.41	118.60
23	2K	69	C	C6-N1-C2	5.32	122.43	120.30
26	1H	606	U	N1-C2-N3	5.32	118.09	114.90
26	1H	755	C	N1-C2-N3	5.32	122.93	119.20
26	1H	1984	G	N3-C2-N2	5.32	123.63	119.90
26	1H	2033	A	N1-C6-N6	-5.32	115.41	118.60
26	1H	2330	G	C6-N1-C2	-5.32	121.91	125.10
26	1H	2645	G	C5-C6-O6	-5.32	125.41	128.60
26	1H	2714	G	C5-C6-O6	-5.32	125.41	128.60
26	14	1125	G	N9-C4-C5	5.32	107.53	105.40
26	14	2255	G	C6-N1-C2	-5.32	121.91	125.10
26	14	2304	G	N9-C4-C5	5.32	107.53	105.40
1	13	1052	U	N3-C4-C5	-5.32	111.41	114.60
23	2K	1	C	N1-C2-O2	5.32	122.09	118.90
26	1H	649	G	N1-C6-O6	5.32	123.09	119.90

Continued on next page...

Continued from previous page...

Mol	Chain	Res	Type	Atoms	Z	Observed(°)	Ideal(°)
26	1H	777	A	OP2-P-O3'	5.32	116.91	105.20
1	1G	899	C	C2-N3-C4	5.32	122.56	119.90
26	14	1302	A	N1-C6-N6	-5.32	115.41	118.60
26	14	1496	A	O4'-C1'-N9	5.32	112.46	108.20
26	14	1789	A	N1-C6-N6	5.32	121.79	118.60
26	14	2446	G	N1-C2-N2	-5.32	111.41	116.20
1	13	921	U	OP2-P-O3'	5.32	116.91	105.20
1	13	1376	U	N3-C4-O4	-5.32	115.67	119.40
26	1H	790	C	C6-N1-C2	5.32	122.43	120.30
26	1H	1200	C	C2-N3-C4	-5.32	117.24	119.90
26	1H	1428	C	N3-C4-C5	5.32	124.03	121.90
26	1H	1897	G	O5'-P-OP2	-5.32	100.91	105.70
26	1H	2065	C	OP1-P-O3'	5.32	116.90	105.20
26	1H	2506	U	N3-C2-O2	-5.32	118.47	122.20
26	1H	2603	G	OP1-P-O3'	5.32	116.91	105.20
26	1H	2721	A	C8-N9-C4	5.32	107.93	105.80
26	14	1025	G	C2-N3-C4	-5.32	109.24	111.90
26	14	1799	G	O5'-P-OP2	-5.32	100.91	105.70
26	14	2362	G	N9-C4-C5	-5.32	103.27	105.40
26	14	2455	G	OP2-P-O3'	5.32	116.91	105.20
26	14	2901	C	C6-N1-C2	-5.32	118.17	120.30
1	13	645	C	C2-N1-C1'	5.32	124.65	118.80
1	13	1488	G	N3-C4-C5	-5.32	125.94	128.60
26	1H	113	G	N1-C6-O6	5.32	123.09	119.90
26	1H	1246	A	O5'-P-OP2	-5.32	100.91	105.70
26	14	1966	A	N1-C6-N6	-5.32	115.41	118.60
1	13	145	G	N7-C8-N9	5.32	115.76	113.10
26	1H	219	G	N1-C6-O6	-5.32	116.71	119.90
26	1H	1839	G	C8-N9-C1'	-5.32	120.09	127.00
26	1H	1981	A	C5-C6-N1	5.32	120.36	117.70
26	1H	2209	C	C6-N1-C2	5.32	122.43	120.30
26	1H	2439	A	C6-C5-N7	-5.32	128.58	132.30
26	1H	2685	G	C2-N3-C4	-5.32	109.24	111.90
1	1G	692	U	C5-C4-O4	-5.32	122.71	125.90
1	1G	1139	G	C4-N9-C1'	-5.32	119.59	126.50
26	14	2401	U	C5-C4-O4	-5.32	122.71	125.90
26	14	2593	U	OP1-P-OP2	-5.32	111.62	119.60
1	13	400	C	C6-N1-C2	5.32	122.43	120.30
1	13	1530	G	C4-C5-N7	5.32	112.93	110.80
26	1H	486	C	N3-C4-N4	5.32	121.72	118.00
26	1H	1370	C	C2-N1-C1'	-5.32	112.95	118.80
26	1H	1616	A	N9-C4-C5	-5.32	103.67	105.80

Continued on next page...

Continued from previous page...

Mol	Chain	Res	Type	Atoms	Z	Observed(°)	Ideal(°)
26	1H	1967	C	C5-C6-N1	-5.32	118.34	121.00
26	14	746	A	O5'-P-OP1	-5.32	100.92	105.70
26	14	2006	C	C5-C4-N4	-5.32	116.48	120.20
1	13	880	C	O5'-P-OP2	-5.31	100.92	105.70
26	1H	640	C	OP1-P-O3'	5.31	116.89	105.20
26	1H	2346	A	N9-C1'-C2'	5.31	120.91	114.00
1	13	913	A	P-O3'-C3'	5.31	126.08	119.70
23	2K	49	C	N1-C2-O2	5.31	122.09	118.90
26	1H	580	C	C6-N1-C2	-5.31	118.17	120.30
26	1H	700	G	N9-C4-C5	5.31	107.53	105.40
26	1H	1927	A	C8-N9-C4	-5.31	103.67	105.80
26	1H	2649	U	N3-C2-O2	-5.31	118.48	122.20
26	14	1815	A	C5-C6-N1	5.31	120.36	117.70
1	13	914	A	O5'-P-OP1	-5.31	100.92	105.70
26	1H	1395	A	C2-N3-C4	-5.31	107.94	110.60
26	1H	1574	C	C6-N1-C2	5.31	122.42	120.30
1	1G	1511	G	C4-C5-C6	5.31	121.99	118.80
1	13	557	G	N9-C4-C5	-5.31	103.28	105.40
1	13	1236	A	N9-C4-C5	-5.31	103.68	105.80
1	13	1253	G	N3-C2-N2	5.31	123.62	119.90
26	1H	1385	G	N3-C4-N9	-5.31	122.81	126.00
26	1H	1817	G	N1-C2-N2	-5.31	111.42	116.20
26	1H	1831	G	N3-C2-N2	-5.31	116.18	119.90
1	1G	354	G	N9-C4-C5	-5.31	103.28	105.40
26	14	768	G	C2-N3-C4	-5.31	109.25	111.90
1	13	62	U	O5'-P-OP2	-5.31	100.92	105.70
1	13	584	G	N9-C4-C5	5.31	107.52	105.40
1	13	808	C	N1-C2-O2	-5.31	115.72	118.90
1	13	924	C	C6-N1-C2	-5.31	118.18	120.30
1	13	1099	G	C8-N9-C4	-5.31	104.28	106.40
26	1H	783	A	N3-C4-C5	5.31	130.51	126.80
26	1H	1602	U	N3-C4-O4	5.31	123.11	119.40
26	1H	1787	A	O4'-C1'-N9	-5.31	103.95	108.20
26	1H	2510	C	C2-N1-C1'	-5.31	112.96	118.80
26	1H	2617	C	C2-N3-C4	-5.31	117.25	119.90
26	14	191	A	N1-C2-N3	-5.31	126.65	129.30
26	14	396	G	C4-C5-C6	5.31	121.98	118.80
26	14	1775	U	C2-N3-C4	-5.31	123.81	127.00
1	13	235	C	N1-C2-N3	-5.31	115.49	119.20
26	1H	1915	U	C4-C5-C6	-5.31	116.52	119.70
26	14	251	A	N1-C6-N6	-5.31	115.42	118.60
26	14	906	G	C8-N9-C4	-5.31	104.28	106.40

Continued on next page...

Continued from previous page...

Mol	Chain	Res	Type	Atoms	Z	Observed(°)	Ideal(°)
26	14	2429	G	N3-C2-N2	-5.31	116.19	119.90
26	14	2755	C	C2-N1-C1'	5.31	124.64	118.80
1	13	371	G	C8-N9-C4	5.30	108.52	106.40
1	13	667	G	N3-C2-N2	-5.30	116.19	119.90
26	1H	787	U	C2-N1-C1'	-5.30	111.33	117.70
26	1H	819	A	C4-C5-N7	5.30	113.35	110.70
26	1H	1683	C	C2-N3-C4	-5.30	117.25	119.90
27	16	74	U	OP1-P-OP2	5.30	127.56	119.60
22	1L	3	G	P-O3'-C3'	5.30	126.06	119.70
23	2L	24	C	C6-N1-C2	-5.30	118.18	120.30
26	14	147	U	C5-C6-N1	-5.30	120.05	122.70
26	14	572	A	C6-N1-C2	-5.30	115.42	118.60
26	14	1196	C	N3-C4-N4	-5.30	114.29	118.00
1	13	317	G	N1-C6-O6	5.30	123.08	119.90
1	13	942	G	C5-C6-O6	-5.30	125.42	128.60
26	1H	770	G	C5-N7-C8	-5.30	101.65	104.30
26	1H	1244	G	C5-N7-C8	-5.30	101.65	104.30
26	1H	2032	G	C2-N3-C4	-5.30	109.25	111.90
26	1H	2489	G	OP2-P-O3'	5.30	116.87	105.20
1	1G	232	G	C4-C5-C6	5.30	121.98	118.80
1	1G	495	A	N1-C6-N6	-5.30	115.42	118.60
26	14	251	A	C8-N9-C4	5.30	107.92	105.80
26	14	1207	C	C5-C6-N1	5.30	123.65	121.00
26	1H	1364	G	O4'-C1'-N9	5.30	112.44	108.20
26	1H	1440	G	N7-C8-N9	-5.30	110.45	113.10
26	1H	1469	A	N7-C8-N9	5.30	116.45	113.80
26	1H	1969	A	N1-C6-N6	-5.30	115.42	118.60
26	1H	2046	G	N3-C4-C5	-5.30	125.95	128.60
26	1H	2272	U	O5'-P-OP1	5.30	117.06	110.70
26	1H	2367	G	N1-C6-O6	5.30	123.08	119.90
1	1G	898	G	N1-C6-O6	5.30	123.08	119.90
26	14	58	G	C6-C5-N7	-5.30	127.22	130.40
26	14	479	A	C5-C6-N6	5.30	127.94	123.70
26	14	1257	C	N1-C2-N3	5.30	122.91	119.20
26	14	1685	C	N3-C4-C5	5.30	124.02	121.90
26	14	2365	G	N3-C4-C5	-5.30	125.95	128.60
30	29	51	PHE	C-N-CA	5.30	134.95	121.70
1	13	826	C	C5-C6-N1	5.30	123.65	121.00
26	1H	110	G	C5-C6-N1	5.30	114.15	111.50
26	1H	467	G	N3-C4-C5	-5.30	125.95	128.60
26	1H	1324	G	C8-N9-C4	-5.30	104.28	106.40
26	1H	2532	G	C4-C5-N7	5.30	112.92	110.80

Continued on next page...

Continued from previous page...

Mol	Chain	Res	Type	Atoms	Z	Observed(°)	Ideal(°)
26	14	481	G	N7-C8-N9	-5.30	110.45	113.10
26	14	2595	G	C4-C5-C6	-5.30	115.62	118.80
1	13	1533	C	C2-N1-C1'	5.30	124.63	118.80
25	4K	13	A	C2-N3-C4	-5.30	107.95	110.60
26	1H	757	U	C5-C6-N1	-5.30	120.05	122.70
26	14	1613	G	C5-C6-O6	5.30	131.78	128.60
26	14	2595	G	C4-N9-C1'	-5.30	119.61	126.50
26	14	2612	C	C5-C4-N4	-5.30	116.49	120.20
26	1H	473	G	N1-C2-N2	-5.30	111.43	116.20
26	1H	572	A	C5-N7-C8	-5.30	101.25	103.90
24	3L	4	U	C6-N1-C2	-5.30	117.82	121.00
26	14	955	C	C6-N1-C2	-5.30	118.18	120.30
26	14	1641	A	OP1-P-OP2	-5.30	111.66	119.60
26	14	2056	G	C4-C5-N7	5.30	112.92	110.80
26	14	2581	G	N3-C4-C5	-5.30	125.95	128.60
26	14	2728	U	N1-C2-O2	-5.30	119.09	122.80
27	1J	22	U	N1-C2-O2	5.30	126.51	122.80
27	1J	98	G	N1-C6-O6	5.29	123.08	119.90
37	35	45	LEU	CB-CG-CD2	-5.29	102.00	111.00
47	D5	71	VAL	CG1-CB-CG2	-5.29	102.43	110.90
1	13	1478	C	C2-N3-C4	-5.29	117.25	119.90
26	1H	450	G	C5-C6-N1	-5.29	108.85	111.50
26	1H	1342	A	N9-C4-C5	-5.29	103.68	105.80
26	1H	2059	A	O4'-C1'-N9	5.29	112.43	108.20
26	1H	2358	G	N1-C2-N3	5.29	127.08	123.90
26	1H	2442	C	C6-N1-C2	5.29	122.42	120.30
27	16	56	G	N3-C4-C5	-5.29	125.95	128.60
26	14	500	G	N7-C8-N9	-5.29	110.45	113.10
26	14	1186	G	O5'-P-OP1	-5.29	100.94	105.70
26	14	1451	C	C5-C6-N1	5.29	123.65	121.00
26	14	1806	C	C2-N1-C1'	-5.29	112.98	118.80
29	19	60	ARG	NE-CZ-NH1	-5.29	117.65	120.30
1	13	760	G	N1-C6-O6	5.29	123.08	119.90
26	1H	95	G	N1-C2-N3	5.29	127.07	123.90
26	1H	1259	G	N1-C2-N2	-5.29	111.44	116.20
26	1H	1856	G	N1-C6-O6	5.29	123.08	119.90
26	1H	2332	U	C6-N1-C2	5.29	124.17	121.00
26	1H	2484	G	OP1-P-OP2	5.29	127.54	119.60
26	1H	2729	G	N1-C6-O6	5.29	123.08	119.90
26	1H	2826	A	N7-C8-N9	-5.29	111.15	113.80
1	1G	808	C	C5-C4-N4	5.29	123.90	120.20
1	1G	815	A	C8-N9-C4	5.29	107.92	105.80

Continued on next page...

Continued from previous page...

Mol	Chain	Res	Type	Atoms	Z	Observed(°)	Ideal(°)
23	2L	71	G	N3-C4-C5	5.29	131.25	128.60
26	14	2238	G	C8-N9-C4	5.29	108.52	106.40
26	14	2581	G	N7-C8-N9	5.29	115.75	113.10
1	13	786	G	C2-N3-C4	5.29	114.55	111.90
26	1H	1676	A	N3-C4-N9	-5.29	123.17	127.40
26	1H	1971	A	N7-C8-N9	-5.29	111.16	113.80
26	1H	2352	A	N9-C4-C5	-5.29	103.68	105.80
26	1H	2490	G	O4'-C1'-N9	5.29	112.43	108.20
1	13	417	C	C5-C4-N4	5.29	123.90	120.20
26	1H	177	G	N1-C6-O6	-5.29	116.73	119.90
26	1H	428	A	C4-C5-C6	5.29	119.64	117.00
26	1H	1846	G	N3-C2-N2	-5.29	116.20	119.90
26	1H	2659	G	C6-C5-N7	-5.29	127.23	130.40
26	1H	2857	G	O5'-P-OP1	-5.29	100.94	105.70
4	32	135	LEU	CA-CB-CG	5.29	127.46	115.30
26	14	342	G	C5-C6-O6	-5.29	125.43	128.60
26	14	987	G	C5-C6-N1	5.29	114.14	111.50
1	13	697	U	C5-C6-N1	-5.29	120.06	122.70
26	1H	509	C	OP1-P-O3'	-5.29	93.57	105.20
26	14	1616	A	C8-N9-C4	-5.29	103.69	105.80
1	13	40	C	C5-C6-N1	-5.29	118.36	121.00
1	13	757	U	O5'-P-OP1	5.29	117.04	110.70
26	1H	902	C	C2-N1-C1'	-5.29	112.98	118.80
26	1H	1776	G	N3-C4-N9	5.29	129.17	126.00
26	1H	2061	G	N1-C6-O6	-5.29	116.73	119.90
26	1H	2199	A	OP1-P-OP2	-5.29	111.67	119.60
26	1H	2299	G	C5-N7-C8	-5.29	101.66	104.30
26	1H	2439	A	OP1-P-OP2	5.29	127.53	119.60
1	1G	169	C	C6-N1-C2	-5.29	118.19	120.30
1	1G	1108	G	C5-C6-O6	5.29	131.77	128.60
24	3L	1	G	C8-N9-C4	-5.29	104.29	106.40
26	14	252	G	O5'-P-OP2	-5.29	100.94	105.70
26	14	693	C	N3-C4-C5	5.29	124.01	121.90
26	14	1566	A	C8-N9-C4	5.29	107.92	105.80
26	14	2731	G	N1-C2-N3	5.29	127.07	123.90
27	1J	87	G	C8-N9-C4	5.29	108.51	106.40
1	13	738	C	C6-N1-C2	-5.28	118.19	120.30
26	1H	224	G	N3-C4-C5	5.28	131.24	128.60
26	1H	707	G	N9-C4-C5	5.28	107.51	105.40
26	1H	1264	G	OP1-P-OP2	5.28	127.53	119.60
26	1H	1317	A	OP1-P-O3'	5.28	116.82	105.20
26	1H	1558	A	P-O3'-C3'	5.28	126.04	119.70

Continued on next page...

Continued from previous page...

Mol	Chain	Res	Type	Atoms	Z	Observed(°)	Ideal(°)
25	4L	20	A	C8-N9-C4	-5.28	103.69	105.80
26	14	1394	U	N3-C2-O2	-5.28	118.50	122.20
26	14	2424	C	C6-N1-C2	5.28	122.41	120.30
26	1H	263	C	N3-C2-O2	-5.28	118.20	121.90
26	1H	865	C	N3-C4-C5	5.28	124.01	121.90
26	1H	1322	A	N7-C8-N9	-5.28	111.16	113.80
26	1H	1726	G	N9-C4-C5	-5.28	103.29	105.40
26	1H	2205	C	N3-C4-C5	5.28	124.01	121.90
1	1G	899	C	N3-C4-N4	5.28	121.70	118.00
26	14	947	G	N9-C4-C5	5.28	107.51	105.40
1	13	11	G	N9-C4-C5	5.28	107.51	105.40
26	1H	751	A	N9-C4-C5	5.28	107.91	105.80
26	1H	781	A	OP1-P-OP2	5.28	127.52	119.60
27	16	19	G	N3-C4-C5	5.28	131.24	128.60
1	1G	251	G	O5'-P-OP1	-5.28	100.95	105.70
26	14	755	C	C6-N1-C2	-5.28	118.19	120.30
26	14	932	G	C8-N9-C4	5.28	108.51	106.40
26	14	2235	G	C8-N9-C1'	-5.28	120.14	127.00
26	1H	1332	G	C4-N9-C1'	5.28	133.36	126.50
1	13	1219	U	C6-N1-C2	-5.28	117.83	121.00
26	1H	785	G	N1-C6-O6	-5.28	116.73	119.90
26	1H	795	C	C6-N1-C2	5.28	122.41	120.30
26	1H	1350	C	C5-C6-N1	-5.28	118.36	121.00
26	14	706	A	C6-N1-C2	-5.28	115.43	118.60
26	14	1299	G	O5'-P-OP2	5.28	117.03	110.70
26	14	1570	A	C6-C5-N7	-5.28	128.61	132.30
26	14	2261	C	N3-C2-O2	-5.28	118.20	121.90
26	14	2331	G	C2-N3-C4	-5.28	109.26	111.90
26	14	2678	C	OP2-P-O3'	5.28	116.81	105.20
1	13	283	C	N1-C2-O2	5.28	122.06	118.90
1	13	664	G	O5'-P-OP2	-5.28	100.95	105.70
1	13	720	C	N1-C2-O2	5.28	122.06	118.90
26	1H	828	U	N3-C2-O2	-5.28	118.51	122.20
26	1H	1196	C	C6-N1-C2	5.28	122.41	120.30
26	1H	1939	U	C4-C5-C6	-5.28	116.53	119.70
26	1H	2600	A	C6-N1-C2	-5.28	115.44	118.60
1	1G	733	A	OP1-P-OP2	5.28	127.51	119.60
26	14	2213	U	C2-N1-C1'	5.28	124.03	117.70
26	14	2307	G	C8-N9-C1'	-5.28	120.14	127.00
26	14	2351	G	OP1-P-OP2	5.28	127.52	119.60
1	13	970	C	N1-C2-O2	5.27	122.06	118.90
1	13	1334	G	N7-C8-N9	5.27	115.74	113.10

Continued on next page...

Continued from previous page...

Mol	Chain	Res	Type	Atoms	Z	Observed(°)	Ideal(°)
26	1H	726	G	C5-C6-N1	-5.27	108.86	111.50
26	1H	1464	C	C6-N1-C2	-5.27	118.19	120.30
26	1H	2874	C	C6-N1-C1'	-5.27	114.47	120.80
26	14	220	G	N9-C4-C5	5.27	107.51	105.40
26	14	2262	U	O5'-P-OP1	5.27	117.03	110.70
26	14	2325	G	N3-C2-N2	-5.27	116.21	119.90
1	13	858	G	OP1-P-O3'	5.27	116.80	105.20
1	13	975	A	C5-N7-C8	-5.27	101.26	103.90
26	1H	210	C	N1-C2-O2	-5.27	115.74	118.90
26	1H	970	C	N1-C2-O2	-5.27	115.74	118.90
26	1H	1669	A	C5-C6-N6	-5.27	119.48	123.70
26	1H	1790	C	C2-N1-C1'	-5.27	113.00	118.80
26	1H	2260	C	N3-C4-C5	5.27	124.01	121.90
1	1G	400	C	N3-C2-O2	5.27	125.59	121.90
1	1G	1519	A	OP1-P-OP2	5.27	127.51	119.60
26	14	1353	A	N9-C4-C5	5.27	107.91	105.80
26	14	1950	G	C6-C5-N7	-5.27	127.24	130.40
26	14	2496	C	N3-C4-N4	5.27	121.69	118.00
26	1H	1204	A	N1-C2-N3	5.27	131.94	129.30
26	1H	2281	C	C6-N1-C1'	-5.27	114.47	120.80
26	1H	2595	G	C2-N3-C4	-5.27	109.26	111.90
1	13	808	C	C2-N3-C4	-5.27	117.27	119.90
1	13	1156	G	N1-C6-O6	5.27	123.06	119.90
1	13	1502	A	N9-C1'-C2'	5.27	120.85	114.00
26	1H	37	C	N1-C2-O2	5.27	122.06	118.90
26	1H	880	G	N1-C6-O6	5.27	123.06	119.90
26	1H	920	G	N3-C2-N2	5.27	123.59	119.90
26	1H	2331	G	C4-C5-N7	5.27	112.91	110.80
1	1G	108	G	C5-N7-C8	-5.27	101.67	104.30
1	13	455	C	C6-N1-C1'	-5.27	114.48	120.80
1	13	1526	G	N7-C8-N9	5.27	115.73	113.10
26	1H	182	A	C8-N9-C4	5.27	107.91	105.80
26	1H	473	G	C4-C5-N7	5.27	112.91	110.80
26	1H	1550	C	C2-N1-C1'	-5.27	113.01	118.80
26	14	672	C	C6-N1-C2	-5.27	118.19	120.30
26	14	1322	A	C5-C6-N1	5.27	120.33	117.70
26	14	1669	A	OP1-P-OP2	5.27	127.50	119.60
26	14	2067	G	C6-N1-C2	-5.27	121.94	125.10
26	14	2435	A	C5-N7-C8	-5.27	101.27	103.90
12	3I	86	ARG	NE-CZ-NH1	-5.27	117.67	120.30
26	1H	598	G	N1-C6-O6	5.27	123.06	119.90
26	1H	1249	U	C2-N3-C4	-5.27	123.84	127.00

Continued on next page...

Continued from previous page...

Mol	Chain	Res	Type	Atoms	Z	Observed(°)	Ideal(°)
26	1H	2446	G	N1-C6-O6	5.27	123.06	119.90
26	14	1409	C	C5-C6-N1	-5.27	118.37	121.00
26	14	2430	A	C4-N9-C1'	-5.27	116.82	126.30
1	13	575	G	N1-C6-O6	-5.26	116.74	119.90
1	13	1301	U	N3-C4-O4	5.26	123.08	119.40
26	1H	70	G	OP1-P-O3'	5.26	116.78	105.20
1	1G	821	G	N1-C6-O6	-5.26	116.74	119.90
26	14	270	A	C2-N3-C4	-5.26	107.97	110.60
26	14	752	A	N7-C8-N9	5.26	116.43	113.80
26	14	773	U	C4-C5-C6	5.26	122.86	119.70
26	14	1450	C	N3-C4-C5	-5.26	119.80	121.90
26	14	2056	G	C6-C5-N7	-5.26	127.24	130.40
1	13	1183	A	C8-N9-C4	5.26	107.91	105.80
26	1H	491	G	C5-C6-O6	-5.26	125.44	128.60
26	1H	766	C	C2-N3-C4	-5.26	117.27	119.90
26	1H	1277	G	C5-N7-C8	5.26	106.93	104.30
26	1H	2382	G	N7-C8-N9	5.26	115.73	113.10
1	1G	899	C	OP1-P-OP2	5.26	127.50	119.60
26	14	939	G	C5-C6-N1	-5.26	108.87	111.50
26	14	2388	A	O4'-C1'-N9	5.26	112.41	108.20
26	1H	768	G	C8-N9-C4	5.26	108.50	106.40
26	1H	1623	G	C5-N7-C8	5.26	106.93	104.30
26	1H	2870	C	OP2-P-O3'	5.26	116.78	105.20
1	1G	1411	C	C6-N1-C2	5.26	122.41	120.30
22	1L	11	C	C6-N1-C2	-5.26	118.20	120.30
26	14	599	G	C5-C6-O6	5.26	131.76	128.60
26	14	780	G	O5'-P-OP2	5.26	117.01	110.70
26	14	1327	C	N1-C2-O2	-5.26	115.74	118.90
26	14	1381	G	N1-C2-N3	-5.26	120.74	123.90
26	14	1935	G	OP1-P-O3'	5.26	116.77	105.20
26	14	1938	A	N1-C2-N3	5.26	131.93	129.30
1	13	1495	U	N3-C2-O2	-5.26	118.52	122.20
26	1H	721	C	C6-N1-C2	5.26	122.40	120.30
26	1H	865	C	O5'-P-OP1	-5.26	100.97	105.70
26	1H	1698	A	N3-C4-N9	-5.26	123.19	127.40
26	14	605	C	C6-N1-C2	5.26	122.40	120.30
26	14	1570	A	C2-N3-C4	-5.26	107.97	110.60
26	14	1695	G	N3-C4-C5	-5.26	125.97	128.60
26	14	1805	U	C5-C6-N1	-5.26	120.07	122.70
26	14	2068	U	N1-C2-N3	-5.26	111.75	114.90
26	14	2445	G	N1-C6-O6	-5.26	116.75	119.90
27	1J	89	G	N3-C4-N9	5.26	129.16	126.00

Continued on next page...

Continued from previous page...

Mol	Chain	Res	Type	Atoms	Z	Observed(°)	Ideal(°)
26	1H	1436	G	C8-N9-C4	-5.26	104.30	106.40
26	14	1031	G	C5-C6-O6	-5.26	125.44	128.60
26	14	1606	G	C5-C6-O6	-5.26	125.44	128.60
43	95	34	GLU	C-N-CA	-5.26	108.55	121.70
1	13	943	U	O5'-P-OP2	5.26	117.01	110.70
26	1H	463	G	C5-C6-O6	5.26	131.75	128.60
26	1H	1428	C	O5'-P-OP1	-5.26	100.97	105.70
26	1H	1623	G	C5-C6-O6	5.26	131.75	128.60
26	1H	2490	G	C8-N9-C4	-5.26	104.30	106.40
26	14	2083	G	N1-C2-N2	-5.26	111.47	116.20
26	14	2871	C	N3-C4-N4	-5.26	114.32	118.00
1	13	407	G	C8-N9-C4	5.25	108.50	106.40
1	13	745	C	C6-N1-C2	-5.25	118.20	120.30
1	13	1080	A	N1-C6-N6	5.25	121.75	118.60
26	1H	2198	A	C8-N9-C4	5.25	107.90	105.80
1	1G	14	U	C5-C6-N1	5.25	125.33	122.70
1	1G	438	G	N3-C4-C5	-5.25	125.97	128.60
26	14	914	C	OP1-P-O3'	5.25	116.76	105.20
26	14	2086	U	C5-C6-N1	-5.25	120.07	122.70
26	1H	845	G	C8-N9-C1'	5.25	133.83	127.00
26	1H	915	C	OP1-P-OP2	-5.25	111.72	119.60
26	1H	1586	A	N7-C8-N9	5.25	116.43	113.80
26	1H	1805	U	OP1-P-O3'	-5.25	93.64	105.20
26	1H	2797	U	P-O3'-C3'	5.25	126.00	119.70
44	E8	96	ILE	CG1-CB-CG2	-5.25	99.84	111.40
26	14	263	C	N3-C4-C5	5.25	124.00	121.90
26	14	599	G	N1-C2-N2	-5.25	111.47	116.20
26	14	1559	G	C6-C5-N7	-5.25	127.25	130.40
26	14	2840	C	O5'-P-OP2	-5.25	100.97	105.70
24	3K	76	A	C2-N3-C4	-5.25	107.97	110.60
26	1H	180	G	N1-C2-N2	-5.25	111.47	116.20
26	1H	513	A	C5-C6-N1	5.25	120.33	117.70
26	1H	624	C	C6-N1-C2	5.25	122.40	120.30
26	1H	855	G	C8-N9-C4	-5.25	104.30	106.40
26	1H	1467	C	N1-C2-O2	-5.25	115.75	118.90
26	1H	1525	G	N1-C6-O6	-5.25	116.75	119.90
26	1H	2036	C	O5'-P-OP1	5.25	117.00	110.70
26	1H	2737	G	N3-C4-C5	5.25	131.23	128.60
29	11	39	LYS	N-CA-C	5.25	125.18	111.00
27	1J	89	G	N3-C4-C5	-5.25	125.97	128.60
1	13	320	C	C6-N1-C2	5.25	122.40	120.30
22	1K	76	A	C4-N9-C1'	5.25	135.75	126.30

Continued on next page...

Continued from previous page...

Mol	Chain	Res	Type	Atoms	Z	Observed(°)	Ideal(°)
26	1H	254	G	N3-C4-N9	5.25	129.15	126.00
26	1H	1640	C	O5'-P-OP1	5.25	117.00	110.70
26	14	1305	C	C4-C5-C6	5.25	120.03	117.40
26	14	2359	C	C2-N1-C1'	-5.25	113.03	118.80
1	13	966	G	C4-C5-N7	5.25	112.90	110.80
26	1H	745	G	C8-N9-C4	5.25	108.50	106.40
26	1H	2331	G	C5-C6-O6	-5.25	125.45	128.60
1	1G	649	G	N1-C6-O6	-5.25	116.75	119.90
26	14	2337	G	C5-N7-C8	-5.25	101.68	104.30
1	13	302	G	N1-C6-O6	-5.25	116.75	119.90
26	1H	513	A	O4'-C1'-N9	-5.25	104.00	108.20
26	1H	1447	G	N1-C6-O6	-5.25	116.75	119.90
1	1G	95	G	C6-C5-N7	-5.25	127.25	130.40
26	14	475	U	C6-N1-C2	-5.25	117.85	121.00
26	14	510	C	C5-C6-N1	5.25	123.62	121.00
26	14	758	C	O5'-P-OP2	-5.25	100.98	105.70
26	14	2409	G	C5-N7-C8	-5.25	101.68	104.30
1	13	853	G	C2-N3-C4	-5.25	109.28	111.90
26	1H	575	A	O4'-C1'-N9	5.25	112.40	108.20
26	1H	1374	G	C4-C5-C6	5.25	121.95	118.80
26	1H	1941	C	O5'-P-OP1	-5.25	100.98	105.70
1	1G	1056	U	C6-N1-C2	-5.25	117.85	121.00
26	14	443	A	C5-C6-N6	-5.25	119.50	123.70
26	14	603	A	C8-N9-C4	-5.25	103.70	105.80
1	13	884	U	N3-C2-O2	5.24	125.87	122.20
1	13	1526	G	N9-C4-C5	5.24	107.50	105.40
26	1H	49	A	N9-C4-C5	-5.24	103.70	105.80
26	1H	426	C	C5-C6-N1	-5.24	118.38	121.00
26	1H	2329	G	N1-C6-O6	-5.24	116.75	119.90
26	1H	2508	G	N1-C2-N3	5.24	127.05	123.90
26	1H	2577	A	C8-N9-C4	-5.24	103.70	105.80
26	1H	2707	G	O5'-P-OP2	-5.24	100.98	105.70
26	1H	2821	A	N1-C6-N6	5.24	121.75	118.60
23	2L	24	C	OP1-P-OP2	5.24	127.47	119.60
26	14	512	G	O5'-P-OP1	-5.24	100.98	105.70
26	14	670	A	OP1-P-O3'	5.24	116.73	105.20
26	14	2629	A	P-O3'-C3'	5.24	125.99	119.70
1	13	858	G	N9-C4-C5	5.24	107.50	105.40
26	1H	2706	G	C5-N7-C8	-5.24	101.68	104.30
1	1G	183	G	N1-C6-O6	5.24	123.05	119.90
1	13	106	C	N1-C2-O2	-5.24	115.76	118.90
1	13	762	C	C5-C6-N1	-5.24	118.38	121.00

Continued on next page...

Continued from previous page...

Mol	Chain	Res	Type	Atoms	Z	Observed(°)	Ideal(°)
22	1K	42	A	C8-N9-C4	-5.24	103.70	105.80
26	1H	925	C	O5'-P-OP2	-5.24	100.98	105.70
26	1H	2461	C	C5-C4-N4	5.24	123.87	120.20
1	13	365	U	N3-C4-C5	-5.24	111.46	114.60
1	13	373	A	N1-C2-N3	-5.24	126.68	129.30
1	13	1263	C	C6-N1-C2	5.24	122.40	120.30
26	1H	1158	C	N3-C4-N4	-5.24	114.33	118.00
26	1H	1262	A	N9-C4-C5	-5.24	103.70	105.80
26	1H	1313	U	N3-C4-O4	5.24	123.07	119.40
26	1H	1330	C	C5-C4-N4	-5.24	116.53	120.20
26	1H	1563	G	C4-C5-N7	-5.24	108.70	110.80
26	1H	2617	C	C5-C6-N1	-5.24	118.38	121.00
26	14	6	A	N3-C4-C5	-5.24	123.13	126.80
26	14	201	C	O5'-P-OP2	-5.24	100.98	105.70
26	14	2278	A	O5'-P-OP2	-5.24	100.99	105.70
1	13	57	G	OP2-P-O3'	5.24	116.72	105.20
1	13	305	G	O4'-C1'-N9	-5.24	104.01	108.20
1	13	1518	A	C5-N7-C8	5.24	106.52	103.90
26	1H	1579	A	N1-C2-N3	5.24	131.92	129.30
26	1H	2577	A	C5-C6-N6	5.24	127.89	123.70
26	14	725	G	C4-C5-C6	5.24	121.94	118.80
26	14	1267	U	OP2-P-O3'	5.24	116.72	105.20
26	14	1635	G	O5'-P-OP2	-5.24	100.99	105.70
26	14	1863	G	C5-C6-N1	-5.24	108.88	111.50
1	13	481	G	C4-N9-C1'	5.24	133.31	126.50
1	13	1279	A	C4-N9-C1'	5.24	135.72	126.30
26	1H	16	G	N3-C2-N2	-5.24	116.23	119.90
26	1H	2607	G	O5'-P-OP1	5.24	116.98	110.70
26	1H	2847	U	O5'-P-OP2	5.24	116.98	110.70
26	14	778	G	N1-C2-N2	-5.24	111.49	116.20
1	13	380	G	C4-N9-C1'	-5.23	119.70	126.50
26	1H	149	A	N7-C8-N9	5.23	116.42	113.80
26	1H	580	C	N3-C4-C5	-5.23	119.81	121.90
26	1H	968	G	C5-C6-N1	-5.23	108.88	111.50
26	1H	1779	U	N3-C4-O4	5.23	123.06	119.40
1	1G	967	C	N3-C4-C5	5.23	123.99	121.90
26	14	291	C	N3-C4-C5	-5.23	119.81	121.90
26	14	707	G	N1-C6-O6	5.23	123.04	119.90
26	14	2593	U	C4-C5-C6	5.23	122.84	119.70
26	1H	541	C	N1-C2-O2	5.23	122.04	118.90
26	1H	1652	A	OP1-P-OP2	5.23	127.45	119.60
26	1H	1700	A	O5'-P-OP2	-5.23	100.99	105.70

Continued on next page...

Continued from previous page...

Mol	Chain	Res	Type	Atoms	Z	Observed(°)	Ideal(°)
26	1H	1900	A	O5'-P-OP2	-5.23	100.99	105.70
26	1H	2289	G	C8-N9-C4	5.23	108.49	106.40
26	1H	2780	G	C8-N9-C4	-5.23	104.31	106.40
26	1H	842	G	N7-C8-N9	-5.23	110.48	113.10
26	1H	1429	G	OP1-P-OP2	5.23	127.45	119.60
26	1H	1667	G	N1-C6-O6	5.23	123.04	119.90
26	1H	1949	G	N3-C2-N2	-5.23	116.24	119.90
26	1H	2335	A	P-O3'-C3'	5.23	125.98	119.70
27	16	61	G	N3-C2-N2	-5.23	116.24	119.90
26	14	2089	U	C5-C6-N1	5.23	125.31	122.70
22	1K	9	A	O4'-C1'-N9	-5.23	104.02	108.20
26	1H	2022	U	O5'-P-OP1	5.23	116.97	110.70
27	16	78	A	O5'-P-OP1	5.23	116.97	110.70
1	1G	522	C	N3-C4-N4	-5.23	114.34	118.00
26	14	2711	A	N3-C4-C5	5.23	130.46	126.80
1	13	5	U	P-O3'-C3'	5.23	125.97	119.70
26	1H	758	C	C2-N3-C4	-5.23	117.29	119.90
26	1H	1445	C	N1-C2-O2	5.23	122.04	118.90
26	1H	1681	G	C5-N7-C8	-5.23	101.69	104.30
26	1H	2779	U	C4-C5-C6	5.23	122.84	119.70
23	2L	48	U	OP2-P-O3'	5.23	116.70	105.20
26	14	46	C	N3-C4-C5	5.23	123.99	121.90
26	1H	1155	A	C6-N1-C2	-5.23	115.46	118.60
26	1H	1364	G	N3-C4-C5	-5.23	125.99	128.60
26	1H	2286	A	C5-N7-C8	-5.23	101.29	103.90
26	1H	2574	G	C5-C6-N1	5.23	114.11	111.50
26	14	188	G	OP1-P-OP2	5.23	127.44	119.60
26	14	738	G	C6-C5-N7	-5.23	127.26	130.40
27	1J	27	C	C2-N3-C4	5.23	122.51	119.90
1	13	1199	U	C5-C4-O4	5.22	129.03	125.90
1	13	1432	G	OP1-P-OP2	5.22	127.44	119.60
23	2K	24	C	C5-C6-N1	-5.22	118.39	121.00
26	1H	108	U	N1-C2-O2	5.22	126.46	122.80
26	1H	372	G	C5-C6-O6	5.22	131.73	128.60
26	1H	404	C	C6-N1-C2	5.22	122.39	120.30
26	1H	735	A	C2-N3-C4	-5.22	107.99	110.60
26	1H	966	G	OP1-P-OP2	5.22	127.44	119.60
26	1H	1397	U	C5-C4-O4	5.22	129.03	125.90
26	1H	1607	C	N3-C4-N4	5.22	121.66	118.00
26	1H	1857	G	N9-C4-C5	-5.22	103.31	105.40
26	1H	2083	G	C5-C6-O6	-5.22	125.47	128.60
1	1G	402	G	N1-C6-O6	5.22	123.03	119.90

Continued on next page...

Continued from previous page...

Mol	Chain	Res	Type	Atoms	Z	Observed(°)	Ideal(°)
1	1G	1113	C	C5-C6-N1	5.22	123.61	121.00
26	14	396	G	N3-C2-N2	-5.22	116.24	119.90
26	14	1698	A	C4-C5-N7	5.22	113.31	110.70
26	14	1809	A	C5-N7-C8	-5.22	101.29	103.90
26	14	2014	A	N7-C8-N9	-5.22	111.19	113.80
1	1G	668	G	N9-C4-C5	5.22	107.49	105.40
26	14	462	C	C5-C6-N1	-5.22	118.39	121.00
26	14	2045	C	C6-N1-C2	5.22	122.39	120.30
1	13	874	G	N3-C4-C5	-5.22	125.99	128.60
26	1H	48	G	OP1-P-OP2	5.22	127.43	119.60
26	1H	2285	C	N3-C4-N4	-5.22	114.34	118.00
26	14	1030	G	C5-C6-O6	-5.22	125.47	128.60
26	14	1341	U	O5'-P-OP1	-5.22	101.00	105.70
26	1H	391	G	C5-C6-O6	-5.22	125.47	128.60
1	1G	550	G	OP1-P-O3'	5.22	116.68	105.20
1	13	1106	G	C8-N9-C4	-5.22	104.31	106.40
26	1H	909	A	C6-C5-N7	5.22	135.95	132.30
26	1H	1193	G	C5-C6-O6	5.22	131.73	128.60
26	1H	1985	G	C6-N1-C2	-5.22	121.97	125.10
26	1H	2498	C	C5-C4-N4	-5.22	116.55	120.20
26	1H	2837	G	N1-C6-O6	5.22	123.03	119.90
1	1G	521	G	OP1-P-OP2	5.22	127.43	119.60
26	14	763	G	N1-C2-N2	-5.22	111.50	116.20
26	14	871	U	N3-C4-O4	5.22	123.05	119.40
1	13	265	G	O5'-P-OP2	-5.22	101.00	105.70
1	13	1113	C	C6-N1-C2	-5.22	118.21	120.30
26	1H	119	A	C5-N7-C8	5.22	106.51	103.90
26	1H	971	C	N3-C2-O2	-5.22	118.25	121.90
26	1H	1349	A	C5-C6-N1	-5.22	115.09	117.70
26	1H	2084	C	N1-C2-O2	-5.22	115.77	118.90
1	1G	179	A	N1-C6-N6	-5.22	115.47	118.60
26	14	252	G	C5-C6-N1	5.22	114.11	111.50
26	14	621	A	C6-N1-C2	5.22	121.73	118.60
26	14	1484	G	C8-N9-C4	5.22	108.49	106.40
53	J5	19	ARG	NE-CZ-NH1	-5.22	117.69	120.30
1	13	410	G	OP1-P-OP2	-5.21	111.78	119.60
1	13	522	C	OP1-P-OP2	5.21	127.42	119.60
1	13	935	A	O5'-P-OP1	-5.21	101.01	105.70
1	13	1301	U	C5-C6-N1	5.21	125.31	122.70
26	1H	373	U	OP1-P-OP2	5.21	127.42	119.60
26	1H	837	C	C2-N3-C4	-5.21	117.29	119.90
26	1H	1575	C	N1-C2-O2	5.21	122.03	118.90

Continued on next page...

Continued from previous page...

Mol	Chain	Res	Type	Atoms	Z	Observed(°)	Ideal(°)
26	1H	1620	G	N1-C6-O6	5.21	123.03	119.90
26	1H	2271	G	N3-C4-N9	5.21	129.13	126.00
26	1H	2382	G	C8-N9-C4	-5.21	104.31	106.40
26	1H	2547	U	C6-N1-C2	5.21	124.13	121.00
1	1G	1142	G	C6-C5-N7	5.21	133.53	130.40
1	1G	1502	A	C4-C5-N7	5.21	113.31	110.70
26	14	1781	C	C2-N1-C1'	5.21	124.53	118.80
1	13	1512	U	O5'-P-OP2	-5.21	101.01	105.70
26	1H	589	C	N3-C2-O2	-5.21	118.25	121.90
2	12	219	VAL	C-N-CA	5.21	134.73	121.70
26	14	113	G	N3-C4-C5	5.21	131.21	128.60
26	14	750	A	C8-N9-C4	-5.21	103.72	105.80
26	14	2235	G	C6-C5-N7	-5.21	127.27	130.40
26	14	2440	C	N1-C2-O2	5.21	122.03	118.90
30	29	53	PRO	C-N-CA	5.21	134.73	121.70
26	1H	2330	G	C8-N9-C4	5.21	108.48	106.40
47	H8	76	LEU	CA-CB-CG	5.21	127.29	115.30
26	14	1258	C	C5-C6-N1	5.21	123.61	121.00
26	14	1673	U	N1-C2-O2	-5.21	119.15	122.80
27	1J	70	C	C6-N1-C2	-5.21	118.22	120.30
26	1H	77	C	N3-C4-N4	5.21	121.65	118.00
26	1H	2320	A	N1-C6-N6	5.21	121.73	118.60
23	2L	11	A	N1-C6-N6	5.21	121.73	118.60
26	14	838	C	O5'-P-OP2	-5.21	101.01	105.70
26	14	970	C	N3-C4-C5	-5.21	119.82	121.90
1	13	303	A	C5-N7-C8	5.21	106.50	103.90
1	13	934	C	N3-C2-O2	-5.21	118.25	121.90
1	13	980	C	N3-C4-N4	-5.21	114.35	118.00
26	1H	96	G	C5-C6-O6	-5.21	125.47	128.60
26	1H	878	A	N3-C4-C5	-5.21	123.15	126.80
26	1H	1312	U	C2-N1-C1'	-5.21	111.45	117.70
26	1H	2057	A	OP1-P-O3'	5.21	116.66	105.20
1	1G	117	G	C4-C5-N7	5.21	112.88	110.80
22	1L	5	C	C6-N1-C2	-5.21	118.22	120.30
26	14	775	G	C6-N1-C2	-5.21	121.97	125.10
26	14	2328	A	C6-N1-C2	-5.21	115.47	118.60
26	14	2385	C	C5-C4-N4	-5.21	116.55	120.20
1	13	965	A	C5-C6-N6	-5.21	119.53	123.70
26	1H	330	A	N3-C4-N9	-5.21	123.23	127.40
26	1H	1249	U	N3-C4-O4	5.21	123.05	119.40
26	1H	1779	U	O5'-P-OP2	-5.21	101.02	105.70
26	1H	2251	G	N1-C2-N2	5.21	120.89	116.20

Continued on next page...

Continued from previous page...

Mol	Chain	Res	Type	Atoms	Z	Observed(°)	Ideal(°)
26	1H	2558	C	N3-C4-C5	5.21	123.98	121.90
26	14	26	G	N1-C6-O6	5.21	123.02	119.90
26	14	1129	A	O5'-P-OP2	-5.21	101.01	105.70
26	14	1602	U	N3-C4-C5	-5.21	111.48	114.60
26	14	1807	G	O5'-P-OP1	-5.21	101.02	105.70
26	14	2062	A	C4-C5-N7	5.21	113.30	110.70
26	1H	130	C	C5-C4-N4	-5.21	116.56	120.20
26	1H	1006	C	O5'-P-OP2	5.21	116.95	110.70
26	1H	2224	G	C5-C6-N1	-5.21	108.90	111.50
26	14	454	A	O5'-P-OP2	-5.21	101.02	105.70
26	14	584	C	N3-C2-O2	5.21	125.54	121.90
26	14	1342	A	N1-C6-N6	5.21	121.72	118.60
26	14	1594	G	C8-N9-C4	-5.21	104.32	106.40
27	1J	23	G	N3-C2-N2	-5.21	116.26	119.90
1	13	332	G	O5'-P-OP1	-5.20	101.02	105.70
25	4K	18	G	P-O3'-C3'	5.20	125.94	119.70
26	1H	348	G	C5-C6-O6	5.20	131.72	128.60
26	1H	563	G	C2-N3-C4	5.20	114.50	111.90
26	1H	750	A	C8-N9-C4	5.20	107.88	105.80
26	1H	1024	G	C8-N9-C1'	-5.20	120.23	127.00
26	1H	1248	G	N1-C2-N2	5.20	120.88	116.20
26	1H	1423	G	N1-C2-N2	-5.20	111.52	116.20
26	1H	2084	C	N1-C2-N3	5.20	122.84	119.20
26	1H	2257	U	OP2-P-O3'	5.20	116.65	105.20
26	1H	2581	G	OP2-P-O3'	5.20	116.65	105.20
26	1H	2619	C	N3-C2-O2	5.20	125.54	121.90
26	14	111	A	C8-N9-C4	5.20	107.88	105.80
26	14	133	C	C6-N1-C2	5.20	122.38	120.30
26	14	753	C	O5'-P-OP2	-5.20	101.02	105.70
26	14	761	A	C8-N9-C4	5.20	107.88	105.80
26	14	1430	C	N3-C4-C5	5.20	123.98	121.90
26	14	2546	U	N3-C4-C5	-5.20	111.48	114.60
26	14	2869	G	N1-C2-N2	5.20	120.88	116.20
1	13	712	A	N1-C2-N3	5.20	131.90	129.30
26	1H	188	G	C2-N3-C4	-5.20	109.30	111.90
26	1H	722	A	C5-C6-N1	-5.20	115.10	117.70
26	1H	1941	C	N1-C2-O2	-5.20	115.78	118.90
26	1H	2307	G	C6-C5-N7	-5.20	127.28	130.40
26	1H	2336	A	C5-N7-C8	5.20	106.50	103.90
29	11	272	ALA	C-N-CA	5.20	134.70	121.70
26	14	949	C	OP2-P-O3'	5.20	116.64	105.20
26	14	1489	U	C2-N1-C1'	-5.20	111.46	117.70

Continued on next page...

Continued from previous page...

Mol	Chain	Res	Type	Atoms	Z	Observed(°)	Ideal(°)
26	14	1831	G	C5-C6-O6	-5.20	125.48	128.60
26	14	1976	U	N1-C2-N3	5.20	118.02	114.90
26	14	2364	C	C2-N3-C4	-5.20	117.30	119.90
26	1H	2254	C	N1-C2-O2	-5.20	115.78	118.90
1	13	1353	G	C5-C6-O6	5.20	131.72	128.60
26	1H	870	A	OP1-P-O3'	5.20	116.64	105.20
26	1H	1227	A	OP2-P-O3'	5.20	116.64	105.20
26	1H	1559	G	N9-C4-C5	-5.20	103.32	105.40
26	1H	2250	G	OP1-P-O3'	5.20	116.64	105.20
26	1H	2428	G	C8-N9-C4	-5.20	104.32	106.40
26	14	806	C	C5-C4-N4	-5.20	116.56	120.20
1	13	1359	C	O5'-P-OP1	-5.20	101.02	105.70
26	1H	602	G	N9-C4-C5	-5.20	103.32	105.40
26	1H	629	G	N9-C4-C5	-5.20	103.32	105.40
26	1H	2059	A	C8-N9-C4	5.20	107.88	105.80
26	1H	2673	G	N1-C2-N3	5.20	127.02	123.90
26	14	298	G	N7-C8-N9	5.20	115.70	113.10
26	1H	377	C	C6-N1-C2	5.20	122.38	120.30
26	1H	581	C	N1-C2-O2	-5.20	115.78	118.90
26	1H	611	C	C5-C6-N1	-5.20	118.40	121.00
26	1H	696	G	N1-C6-O6	-5.20	116.78	119.90
26	1H	997	G	C8-N9-C4	5.20	108.48	106.40
26	1H	1142	U	C5-C6-N1	5.20	125.30	122.70
26	1H	1248	G	N9-C4-C5	5.20	107.48	105.40
26	1H	1554	A	O5'-P-OP2	-5.20	101.02	105.70
26	1H	2450	A	C5-C6-N6	5.20	127.86	123.70
26	1H	2552	U	C4-C5-C6	5.20	122.82	119.70
27	16	61	G	N9-C4-C5	5.20	107.48	105.40
1	1G	103	C	OP1-P-O3'	5.20	116.63	105.20
1	1G	610	G	N3-C4-C5	5.20	131.20	128.60
26	14	455	C	N3-C4-C5	5.20	123.98	121.90
26	14	1789	A	C5-C6-N6	-5.20	119.54	123.70
26	14	2164	C	O4'-C1'-N1	5.20	112.36	108.20
26	14	2433	A	O5'-P-OP2	5.20	116.94	110.70
1	13	899	C	O5'-P-OP2	-5.19	101.03	105.70
26	1H	345	A	C8-N9-C4	-5.19	103.72	105.80
26	1H	1341	U	O5'-P-OP2	5.19	116.93	110.70
27	16	47	C	C5-C4-N4	-5.19	116.56	120.20
26	14	1902	C	N3-C4-N4	-5.19	114.36	118.00
1	13	917	G	C4-C5-N7	5.19	112.88	110.80
23	2K	43	G	C2-N3-C4	-5.19	109.30	111.90
26	1H	141	A	O4'-C1'-N9	5.19	112.35	108.20

Continued on next page...

Continued from previous page...

Mol	Chain	Res	Type	Atoms	Z	Observed(°)	Ideal(°)
26	1H	929	G	O5'-P-OP1	-5.19	101.03	105.70
26	1H	1334	G	C4-N9-C1'	5.19	133.25	126.50
26	1H	2418	A	C2-N3-C4	5.19	113.20	110.60
26	1H	2428	G	C2-N3-C4	5.19	114.50	111.90
26	1H	2449	U	C6-N1-C2	-5.19	117.89	121.00
27	16	47	C	O5'-P-OP2	-5.19	101.03	105.70
1	1G	108	G	C2-N3-C4	5.19	114.50	111.90
26	14	1130	U	C5-C6-N1	-5.19	120.10	122.70
26	14	1823	G	C2-N3-C4	-5.19	109.30	111.90
26	14	2212	A	N1-C6-N6	5.19	121.72	118.60
26	14	2686	G	C5-C6-O6	-5.19	125.48	128.60
26	14	2689	U	P-O3'-C3'	5.19	125.93	119.70
26	14	2861	G	N7-C8-N9	5.19	115.70	113.10
26	1H	86	C	C5-C6-N1	-5.19	118.41	121.00
26	1H	835	A	N3-C4-C5	-5.19	123.17	126.80
26	1H	1334	G	C5-C6-O6	-5.19	125.48	128.60
26	1H	1618	A	N7-C8-N9	5.19	116.39	113.80
26	1H	1678	G	C8-N9-C4	-5.19	104.32	106.40
26	1H	2055	C	C2-N1-C1'	-5.19	113.09	118.80
26	1H	2065	C	C5-C6-N1	5.19	123.59	121.00
1	1G	975	A	O4'-C1'-N9	-5.19	104.05	108.20
26	14	265	A	C4-C5-N7	5.19	113.30	110.70
26	14	745	G	N7-C8-N9	-5.19	110.50	113.10
26	14	1422	G	C5-C6-N1	-5.19	108.91	111.50
26	14	1442	G	N3-C2-N2	-5.19	116.27	119.90
26	14	1687	G	N1-C6-O6	-5.19	116.79	119.90
26	14	1780	A	C5-N7-C8	-5.19	101.31	103.90
26	14	2068	U	OP2-P-O3'	-5.19	93.78	105.20
26	14	2500	U	O5'-P-OP1	5.19	116.93	110.70
26	14	2583	G	C6-C5-N7	5.19	133.51	130.40
26	1H	1974	C	N3-C4-C5	5.19	123.98	121.90
26	14	1809	A	O5'-P-OP2	5.19	116.93	110.70
1	13	1479	C	C5-C6-N1	5.19	123.59	121.00
1	13	1513	A	N7-C8-N9	-5.19	111.21	113.80
24	3K	27	G	N3-C4-C5	-5.19	126.01	128.60
26	1H	132	G	C2-N3-C4	-5.19	109.31	111.90
26	1H	514	A	N9-C4-C5	5.19	107.88	105.80
26	1H	1325	G	C4-C5-C6	5.19	121.91	118.80
26	1H	1936	A	C6-N1-C2	-5.19	115.49	118.60
26	1H	2327	A	N7-C8-N9	-5.19	111.21	113.80
26	1H	2373	G	C2-N3-C4	-5.19	109.31	111.90
26	1H	2552	U	N3-C4-O4	5.19	123.03	119.40

Continued on next page...

Continued from previous page...

Mol	Chain	Res	Type	Atoms	Z	Observed(°)	Ideal(°)
1	1G	50	A	O5'-P-OP1	-5.19	101.03	105.70
26	14	393	C	C5-C4-N4	5.19	123.83	120.20
26	14	1307	A	C4-C5-N7	5.19	113.29	110.70
26	14	1790	C	C2-N3-C4	-5.19	117.31	119.90
1	13	346	G	C6-C5-N7	-5.19	127.29	130.40
1	13	755	G	C8-N9-C4	5.19	108.47	106.40
26	1H	1626	G	C6-C5-N7	-5.19	127.29	130.40
26	1H	2536	G	C5-C6-N1	5.19	114.09	111.50
26	14	1206	G	C4-N9-C1'	5.19	133.24	126.50
1	13	480	U	C5-C6-N1	-5.18	120.11	122.70
23	2K	48	U	OP2-P-O3'	5.18	116.60	105.20
26	1H	1667	G	C5-C6-O6	-5.18	125.49	128.60
26	1H	2527	C	N3-C4-N4	5.18	121.63	118.00
26	1H	2592	G	O5'-P-OP2	-5.18	101.03	105.70
1	1G	690	G	N3-C2-N2	-5.18	116.27	119.90
1	1G	1096	C	N1-C2-O2	5.18	122.01	118.90
1	1G	1108	G	C4-C5-N7	-5.18	108.73	110.80
26	14	1221	C	C6-N1-C2	5.18	122.37	120.30
26	14	1601	G	N3-C2-N2	5.18	123.53	119.90
26	14	1930	G	N9-C1'-C2'	5.18	120.74	114.00
26	14	2501	C	C2-N1-C1'	-5.18	113.10	118.80
37	35	33	ARG	C-N-CA	5.18	133.19	122.30
1	13	1128	C	C6-N1-C2	-5.18	118.23	120.30
26	1H	177	G	C5-C6-O6	5.18	131.71	128.60
26	1H	698	C	N1-C2-O2	-5.18	115.79	118.90
26	1H	2327	A	N1-C6-N6	-5.18	115.49	118.60
1	1G	1502	A	C4-N9-C1'	5.18	135.63	126.30
26	14	493	G	C5-C6-N1	-5.18	108.91	111.50
26	14	1681	G	N3-C4-N9	-5.18	122.89	126.00
26	14	1869	G	C4-N9-C1'	-5.18	119.76	126.50
1	13	703	G	C3'-C2'-C1'	5.18	105.64	101.50
1	13	1289	A	O5'-P-OP2	-5.18	101.04	105.70
26	1H	119	A	C4-C5-N7	-5.18	108.11	110.70
26	1H	1429	G	C4-N9-C1'	5.18	133.24	126.50
26	1H	2476	A	C2-N3-C4	5.18	113.19	110.60
29	11	263	ARG	NE-CZ-NH1	5.18	122.89	120.30
1	1G	129	U	C5-C4-O4	5.18	129.01	125.90
1	1G	230	G	N1-C6-O6	5.18	123.01	119.90
1	1G	1498	U	P-O3'-C3'	5.18	125.92	119.70
1	13	963	G	C6-N1-C2	-5.18	121.99	125.10
1	13	1479	C	N3-C2-O2	5.18	125.53	121.90
26	1H	134	C	N1-C2-N3	5.18	122.83	119.20

Continued on next page...

Continued from previous page...

Mol	Chain	Res	Type	Atoms	Z	Observed(°)	Ideal(°)
26	1H	147	U	C5-C4-O4	5.18	129.01	125.90
26	1H	1642	G	O5'-P-OP1	-5.18	101.04	105.70
27	16	29	A	N7-C8-N9	5.18	116.39	113.80
26	14	247	G	C2-N3-C4	-5.18	109.31	111.90
26	14	537	C	N1-C2-O2	5.18	122.01	118.90
26	14	1336	A	N9-C4-C5	5.18	107.87	105.80
26	14	1616	A	C6-C5-N7	-5.18	128.68	132.30
26	14	2197	U	C6-N1-C2	5.18	124.11	121.00
26	14	2707	G	C5-C6-N1	5.18	114.09	111.50
1	13	1506	U	C5-C4-O4	-5.18	122.79	125.90
23	2K	75	C	N1-C2-O2	5.18	122.01	118.90
26	1H	1415	U	C5-C4-O4	5.18	129.01	125.90
26	14	788	A	OP2-P-O3'	5.18	116.59	105.20
26	14	989	G	C5-C6-O6	5.18	131.71	128.60
1	13	1128	C	N3-C2-O2	-5.18	118.28	121.90
26	1H	263	C	N1-C2-O2	5.18	122.01	118.90
26	1H	1623	G	N1-C2-N2	-5.18	111.54	116.20
26	1H	2556	C	N3-C4-C5	5.18	123.97	121.90
26	14	1412	A	N1-C2-N3	-5.18	126.71	129.30
26	14	1603	A	C8-N9-C4	-5.18	103.73	105.80
26	14	2235	G	C6-N1-C2	-5.18	121.99	125.10
26	14	2367	G	C5-C6-O6	-5.18	125.49	128.60
1	13	112	G	C5-C6-O6	-5.17	125.50	128.60
1	13	855	G	O5'-P-OP1	-5.17	101.04	105.70
1	13	889	A	N3-C4-C5	5.17	130.42	126.80
26	1H	97	C	OP1-P-OP2	5.17	127.36	119.60
26	1H	575	A	N3-C4-N9	5.17	131.54	127.40
26	1H	2245	U	OP1-P-OP2	-5.17	111.84	119.60
26	1H	2421	G	C5-C6-N1	5.17	114.09	111.50
47	H8	117	LEU	CA-CB-CG	5.17	127.20	115.30
26	1H	840	C	N3-C4-C5	5.17	123.97	121.90
1	13	856	C	N3-C4-N4	5.17	121.62	118.00
1	13	1126	U	N1-C2-O2	5.17	126.42	122.80
26	1H	593	G	C2-N3-C4	-5.17	109.31	111.90
26	1H	1199	U	O5'-P-OP2	-5.17	101.05	105.70
26	1H	1236	G	OP1-P-O3'	5.17	116.58	105.20
26	1H	1537	C	N1-C2-O2	5.17	122.00	118.90
26	1H	1842	G	C8-N9-C4	5.17	108.47	106.40
26	1H	2043	C	C5-C6-N1	5.17	123.59	121.00
26	1H	2432	A	N3-C4-C5	5.17	130.42	126.80
26	14	1687	G	C5-C6-O6	5.17	131.70	128.60
26	14	1929	G	O5'-P-OP2	-5.17	101.05	105.70

Continued on next page...

Continued from previous page...

Mol	Chain	Res	Type	Atoms	Z	Observed(°)	Ideal(°)
27	1J	86	G	C8-N9-C4	5.17	108.47	106.40
1	13	1052	U	OP1-P-OP2	-5.17	111.84	119.60
26	1H	716	A	OP1-P-OP2	-5.17	111.84	119.60
26	1H	1780	A	C2-N3-C4	-5.17	108.02	110.60
26	1H	2210	G	C4-N9-C1'	5.17	133.22	126.50
26	1H	2509	G	C5-C6-N1	5.17	114.08	111.50
26	1H	56	A	OP2-P-O3'	5.17	116.57	105.20
26	1H	662	G	OP1-P-OP2	5.17	127.35	119.60
26	1H	796	C	OP1-P-OP2	5.17	127.35	119.60
26	1H	944	G	C8-N9-C1'	-5.17	120.28	127.00
26	1H	1772	G	N1-C6-O6	-5.17	116.80	119.90
26	14	1283	G	OP1-P-OP2	5.17	127.35	119.60
26	14	1728	G	C5-C6-N1	5.17	114.08	111.50
1	13	534	U	N3-C4-O4	-5.17	115.78	119.40
26	1H	774	A	N1-C2-N3	-5.17	126.72	129.30
26	1H	783	A	N9-C1'-C2'	-5.17	106.32	112.00
26	1H	1803	A	C5-C6-N1	5.17	120.28	117.70
1	1G	1527	C	N1-C2-O2	-5.17	115.80	118.90
26	14	623	G	N9-C4-C5	-5.17	103.33	105.40
26	1H	1308	A	C5-C6-N6	5.17	127.83	123.70
26	14	46	C	N3-C4-N4	-5.17	114.39	118.00
26	14	1955	U	C5-C6-N1	-5.17	120.12	122.70
26	14	2766	G	N1-C6-O6	5.17	123.00	119.90
26	1H	552	G	N3-C4-C5	5.16	131.18	128.60
26	1H	956	G	O5'-P-OP2	-5.16	101.05	105.70
26	1H	1688	U	N1-C2-N3	5.16	118.00	114.90
26	1H	2510	C	C5-C6-N1	-5.16	118.42	121.00
1	1G	224	C	C6-N1-C2	5.16	122.37	120.30
26	14	709	U	N3-C4-O4	-5.16	115.78	119.40
26	14	825	C	N3-C2-O2	5.16	125.51	121.90
26	14	1271	G	O5'-P-OP2	-5.16	101.05	105.70
26	14	1801	G	C6-C5-N7	-5.16	127.30	130.40
26	14	1950	G	C5-N7-C8	-5.16	101.72	104.30
1	13	899	C	N1-C2-O2	-5.16	115.80	118.90
1	13	1521	G	C5-C6-O6	-5.16	125.50	128.60
26	1H	592	G	OP1-P-OP2	5.16	127.34	119.60
26	1H	831	G	N7-C8-N9	-5.16	110.52	113.10
26	1H	1670	C	C4-C5-C6	5.16	119.98	117.40
34	61	77	LEU	CA-CB-CG	5.16	127.17	115.30
1	1G	37	U	OP1-P-OP2	-5.16	111.86	119.60
26	14	570	G	C8-N9-C1'	-5.16	120.29	127.00
26	14	1758	G	O5'-P-OP1	-5.16	101.06	105.70

Continued on next page...

Continued from previous page...

Mol	Chain	Res	Type	Atoms	Z	Observed(°)	Ideal(°)
26	14	1776	G	C5-C6-O6	-5.16	125.50	128.60
26	14	2012	G	C4-C5-N7	5.16	112.86	110.80
26	14	2241	A	C2-N3-C4	-5.16	108.02	110.60
26	14	2494	G	O5'-P-OP1	-5.16	101.05	105.70
1	13	905	U	C2-N3-C4	-5.16	123.90	127.00
26	1H	847	U	C5-C4-O4	5.16	129.00	125.90
26	14	774	A	C6-N1-C2	5.16	121.70	118.60
26	14	1535	U	C5-C6-N1	5.16	125.28	122.70
26	14	1727	U	C5-C4-O4	5.16	129.00	125.90
26	14	1783	A	N1-C6-N6	5.16	121.70	118.60
26	14	2307	G	C6-C5-N7	-5.16	127.30	130.40
1	13	108	G	C4-N9-C1'	5.16	133.21	126.50
1	13	542	G	O5'-P-OP1	-5.16	101.06	105.70
1	13	789	U	C5-C6-N1	-5.16	120.12	122.70
26	1H	50	U	C5-C6-N1	-5.16	120.12	122.70
26	1H	996	A	N7-C8-N9	-5.16	111.22	113.80
26	1H	1301	A	OP1-P-OP2	5.16	127.34	119.60
26	1H	1691	C	OP1-P-O3'	5.16	116.55	105.20
26	1H	1829	A	OP1-P-OP2	5.16	127.34	119.60
26	1H	1975	G	N9-C4-C5	-5.16	103.34	105.40
26	1H	2258	C	C4-C5-C6	5.16	119.98	117.40
26	1H	2494	G	N1-C2-N3	5.16	127.00	123.90
1	1G	906	G	C2-N3-C4	-5.16	109.32	111.90
26	14	149	A	C5-C6-N1	-5.16	115.12	117.70
26	14	726	G	O5'-P-OP1	-5.16	101.06	105.70
26	14	817	C	C4-C5-C6	-5.16	114.82	117.40
26	14	932	G	N3-C4-C5	5.16	131.18	128.60
26	14	1558	A	N1-C6-N6	5.16	121.69	118.60
26	14	2583	G	N3-C2-N2	-5.16	116.29	119.90
1	13	294	U	OP2-P-O3'	5.16	116.55	105.20
26	1H	1642	G	N1-C2-N2	5.16	120.84	116.20
26	14	396	G	N3-C4-C5	-5.16	126.02	128.60
26	14	831	G	C5-C6-O6	-5.16	125.51	128.60
26	14	1992	G	N9-C4-C5	5.16	107.46	105.40
26	14	2375	G	N9-C1'-C2'	-5.16	106.33	112.00
26	1H	509	C	O5'-P-OP2	-5.16	101.06	105.70
26	1H	1430	C	N3-C2-O2	-5.16	118.29	121.90
26	1H	1559	G	C2-N3-C4	-5.16	109.32	111.90
26	1H	1775	U	C6-N1-C2	5.16	124.09	121.00
1	1G	444	C	C6-N1-C2	5.16	122.36	120.30
1	1G	1449	C	N1-C2-O2	5.16	121.99	118.90
26	14	396	G	N9-C4-C5	5.16	107.46	105.40

Continued on next page...

Continued from previous page...

Mol	Chain	Res	Type	Atoms	Z	Observed(°)	Ideal(°)
26	14	1566	A	C4-C5-N7	5.16	113.28	110.70
1	13	307	C	C5-C6-N1	-5.15	118.42	121.00
26	1H	552	G	C2-N3-C4	-5.15	109.32	111.90
26	1H	765	G	N9-C4-C5	5.15	107.46	105.40
26	1H	1157	G	C8-N9-C1'	-5.15	120.30	127.00
26	1H	1311	G	N9-C4-C5	-5.15	103.34	105.40
26	1H	1667	G	C4-C5-N7	5.15	112.86	110.80
26	1H	2243	U	C6-N1-C2	-5.15	117.91	121.00
1	1G	353	A	C5-N7-C8	-5.15	101.32	103.90
26	14	1795	C	OP1-P-OP2	5.15	127.33	119.60
1	13	705	U	O5'-P-OP2	-5.15	101.06	105.70
26	1H	1700	A	N1-C6-N6	5.15	121.69	118.60
26	1H	1814	G	C4-C5-C6	5.15	121.89	118.80
26	1H	2599	G	N1-C2-N3	5.15	126.99	123.90
1	1G	1437	C	N3-C4-C5	5.15	123.96	121.90
26	14	68	G	N1-C6-O6	5.15	122.99	119.90
26	14	331	A	OP1-P-OP2	5.15	127.33	119.60
26	14	1307	A	OP1-P-OP2	5.15	127.33	119.60
26	14	1653	G	N3-C2-N2	5.15	123.51	119.90
42	85	98	LEU	CA-CB-CG	5.15	127.15	115.30
1	13	40	C	O5'-P-OP2	-5.15	101.06	105.70
1	13	110	C	C5-C6-N1	-5.15	118.42	121.00
1	13	578	C	OP2-P-O3'	5.15	116.53	105.20
1	13	908	A	C5-C6-N1	-5.15	115.12	117.70
1	13	968	A	C5-C6-N6	-5.15	119.58	123.70
1	13	1519	A	C5-N7-C8	5.15	106.47	103.90
26	1H	38	A	C2-N3-C4	5.15	113.17	110.60
26	1H	222	A	O5'-P-OP1	-5.15	101.06	105.70
26	1H	1313	U	C6-N1-C2	-5.15	117.91	121.00
26	1H	2545	G	N7-C8-N9	-5.15	110.53	113.10
1	1G	230	G	C2-N3-C4	-5.15	109.33	111.90
1	1G	232	G	N1-C6-O6	5.15	122.99	119.90
1	1G	886	G	N9-C4-C5	-5.15	103.34	105.40
1	1G	1087	G	C4-C5-N7	5.15	112.86	110.80
26	14	929	G	C6-C5-N7	-5.15	127.31	130.40
26	14	1125	G	C4-C5-N7	-5.15	108.74	110.80
26	14	1555	G	C6-C5-N7	-5.15	127.31	130.40
26	14	1626	G	C6-C5-N7	5.15	133.49	130.40
26	14	1991	U	C4-C5-C6	5.15	122.79	119.70
26	14	2391	G	C4-C5-N7	-5.15	108.74	110.80
26	14	2699	C	C2-N3-C4	-5.15	117.33	119.90
1	13	113	G	N1-C6-O6	-5.15	116.81	119.90

Continued on next page...

Continued from previous page...

Mol	Chain	Res	Type	Atoms	Z	Observed(°)	Ideal(°)
1	13	266	G	C2-N3-C4	-5.15	109.33	111.90
1	13	299	G	C5-C6-O6	5.15	131.69	128.60
1	13	484	G	P-O3'-C3'	5.15	125.88	119.70
1	13	1007	C	O4'-C1'-N1	5.15	112.32	108.20
26	1H	1157	G	N1-C2-N3	5.15	126.99	123.90
26	1H	2018	G	C8-N9-C4	-5.15	104.34	106.40
26	1H	2599	G	C2-N3-C4	-5.15	109.33	111.90
27	16	79	C	N3-C4-N4	5.15	121.61	118.00
26	14	1559	G	C4-C5-N7	5.15	112.86	110.80
26	14	2501	C	C4-C5-C6	-5.15	114.83	117.40
26	1H	255	A	OP2-P-O3'	5.15	116.53	105.20
26	1H	919	G	OP1-P-OP2	5.15	127.32	119.60
26	1H	1343	G	N7-C8-N9	5.15	115.67	113.10
26	1H	1997	G	N9-C4-C5	5.15	107.46	105.40
26	1H	2318	G	C4-N9-C1'	5.15	133.19	126.50
1	1G	332	G	C8-N9-C4	5.15	108.46	106.40
25	4L	14	A	N9-C4-C5	-5.15	103.74	105.80
26	14	1798	U	OP1-P-OP2	5.15	127.32	119.60
26	14	1977	A	C2-N3-C4	-5.15	108.03	110.60
1	13	1257	U	C6-N1-C2	5.15	124.09	121.00
26	1H	2508	G	N3-C2-N2	-5.15	116.30	119.90
26	14	510	C	N1-C2-O2	5.15	121.99	118.90
27	1J	79	C	N3-C4-C5	-5.15	119.84	121.90
1	13	136	C	N1-C2-O2	5.14	121.99	118.90
26	1H	991	C	C6-N1-C2	-5.14	118.24	120.30
26	1H	2274	A	OP2-P-O3'	5.14	116.52	105.20
48	18	75	LEU	CA-CB-CG	-5.14	103.47	115.30
26	14	1241	A	O4'-C1'-N9	5.14	112.32	108.20
26	14	2436	G	N1-C2-N3	5.14	126.99	123.90
1	13	31	G	C5-C6-O6	-5.14	125.52	128.60
1	13	786	G	C6-C5-N7	5.14	133.49	130.40
1	13	1285	A	P-O3'-C3'	5.14	125.87	119.70
1	13	1388	C	N3-C2-O2	5.14	125.50	121.90
26	1H	179	G	C5-C6-O6	-5.14	125.51	128.60
26	1H	729	G	OP1-P-OP2	-5.14	111.89	119.60
26	1H	859	G	C8-N9-C4	5.14	108.46	106.40
26	1H	1625	C	C2-N3-C4	-5.14	117.33	119.90
26	1H	2240	C	C2-N3-C4	5.14	122.47	119.90
26	1H	2610	C	N3-C2-O2	5.14	125.50	121.90
26	14	914	C	N1-C2-O2	5.14	121.98	118.90
26	14	1205	U	N1-C2-N3	5.14	117.99	114.90
26	1H	320	A	C4-C5-N7	5.14	113.27	110.70

Continued on next page...

Continued from previous page...

Mol	Chain	Res	Type	Atoms	Z	Observed(°)	Ideal(°)
26	1H	2246	G	C4-C5-C6	5.14	121.88	118.80
23	2L	25	U	N1-C2-N3	5.14	117.98	114.90
1	13	253	U	O5'-P-OP1	-5.14	101.07	105.70
1	13	346	G	N3-C4-C5	-5.14	126.03	128.60
1	13	1439	C	C6-N1-C2	5.14	122.36	120.30
26	1H	118	A	C2-N3-C4	-5.14	108.03	110.60
26	1H	1224	G	C5-C6-N1	5.14	114.07	111.50
26	1H	1398	C	N3-C4-C5	5.14	123.96	121.90
26	1H	2476	A	C4-C5-C6	5.14	119.57	117.00
26	14	1943	U	N1-C2-O2	-5.14	119.20	122.80
1	1G	699	C	C6-N1-C2	-5.14	118.25	120.30
22	1L	76	A	N3-C4-C5	-5.14	123.20	126.80
26	14	71	A	OP2-P-O3'	5.14	116.50	105.20
26	14	1260	G	C6-C5-N7	-5.14	127.32	130.40
26	14	1790	C	N1-C2-O2	-5.14	115.82	118.90
1	13	7	G	O5'-P-OP2	-5.14	101.08	105.70
26	1H	188	G	C6-C5-N7	-5.14	127.32	130.40
26	1H	974(A)	C	C2-N3-C4	5.14	122.47	119.90
26	1H	1367	A	C4-C5-N7	5.14	113.27	110.70
26	1H	1586	A	C4-C5-N7	5.14	113.27	110.70
26	1H	1604	C	N3-C2-O2	5.14	125.50	121.90
26	1H	1648	C	C6-N1-C1'	5.14	126.96	120.80
26	1H	2330	G	C6-C5-N7	-5.14	127.32	130.40
26	1H	2837	G	OP1-P-O3'	5.14	116.50	105.20
1	1G	509	A	N1-C6-N6	5.14	121.68	118.60
26	14	663	G	N1-C6-O6	-5.14	116.82	119.90
26	14	1271	G	OP2-P-O3'	5.14	116.50	105.20
26	14	1496	A	C4-C5-N7	5.14	113.27	110.70
26	14	1629	U	N3-C4-C5	-5.14	111.52	114.60
26	14	1663	C	N3-C2-O2	5.14	125.50	121.90
27	1J	23	G	N1-C2-N2	5.14	120.82	116.20
1	13	838	G	N3-C4-C5	5.13	131.17	128.60
26	1H	834	C	C5-C4-N4	-5.13	116.61	120.20
26	1H	968	G	N1-C2-N2	-5.13	111.58	116.20
26	1H	1578	U	N3-C4-C5	-5.13	111.52	114.60
26	1H	1789	A	N9-C4-C5	5.13	107.85	105.80
26	1H	2061	G	OP1-P-O3'	5.13	116.50	105.20
26	1H	2238	G	C5-N7-C8	-5.13	101.73	104.30
1	1G	754	C	N1-C2-O2	5.13	121.98	118.90
26	14	65	C	N3-C4-C5	-5.13	119.85	121.90
26	14	974	G	OP1-P-O3'	5.13	116.50	105.20
26	14	1463	C	C6-N1-C2	-5.13	118.25	120.30

Continued on next page...

Continued from previous page...

Mol	Chain	Res	Type	Atoms	Z	Observed(°)	Ideal(°)
26	14	2045	C	C5-C6-N1	-5.13	118.43	121.00
26	14	2506	U	N3-C4-O4	5.13	122.99	119.40
26	1H	782	A	C6-N1-C2	-5.13	115.52	118.60
26	1H	2213	U	O4'-C1'-N1	5.13	112.31	108.20
26	1H	2826	A	C8-N9-C4	5.13	107.85	105.80
1	1G	1128	C	N3-C2-O2	-5.13	118.31	121.90
26	14	471	A	C2-N3-C4	-5.13	108.03	110.60
26	14	698	C	C5-C4-N4	5.13	123.79	120.20
26	14	737	C	O5'-P-OP1	5.13	116.86	110.70
26	14	2539	C	C5-C6-N1	-5.13	118.43	121.00
1	13	577	G	C2-N3-C4	-5.13	109.33	111.90
26	1H	310	A	O5'-P-OP1	-5.13	101.08	105.70
26	1H	703	U	N1-C2-N3	5.13	117.98	114.90
38	88	6	ARG	NE-CZ-NH1	-5.13	117.73	120.30
1	1G	1473	A	C8-N9-C4	5.13	107.85	105.80
26	14	315	G	N7-C8-N9	-5.13	110.53	113.10
26	14	1229(A)	G	C2-N3-C4	-5.13	109.33	111.90
26	14	1331	A	C5-C6-N1	5.13	120.27	117.70
26	14	1382	G	N1-C6-O6	5.13	122.98	119.90
26	1H	1844	C	C4-C5-C6	5.13	119.97	117.40
26	1H	2713	A	C4-C5-N7	5.13	113.27	110.70
1	13	369	C	C2-N1-C1'	5.13	124.44	118.80
26	1H	520	G	C8-N9-C4	5.13	108.45	106.40
26	1H	1246	A	OP1-P-OP2	5.13	127.29	119.60
26	1H	1661	G	C5-N7-C8	5.13	106.86	104.30
26	1H	2063	C	C6-N1-C2	5.13	122.35	120.30
26	1H	2514	U	N3-C4-C5	-5.13	111.52	114.60
26	1H	2692	C	N1-C2-O2	5.13	121.98	118.90
23	2L	17	C	O5'-P-OP2	-5.13	101.08	105.70
26	14	388	G	N3-C2-N2	-5.13	116.31	119.90
1	13	5	U	OP2-P-O3'	5.13	116.48	105.20
1	13	621	A	OP1-P-OP2	5.13	127.29	119.60
24	3K	4	U	C5-C6-N1	5.13	125.26	122.70
26	1H	989	G	C6-N1-C2	-5.13	122.02	125.10
26	1H	1555	G	O5'-P-OP1	-5.13	101.09	105.70
26	1H	1826	G	C4-C5-N7	-5.13	108.75	110.80
26	1H	1990	C	N3-C4-C5	-5.13	119.85	121.90
26	1H	2874	C	C6-N1-C2	5.13	122.35	120.30
26	14	51	G	O5'-P-OP2	-5.13	101.09	105.70
26	14	179	G	N7-C8-N9	-5.13	110.54	113.10
26	14	1271	G	C5-C6-N1	-5.13	108.94	111.50
26	14	1595	G	O5'-P-OP2	5.13	116.85	110.70

Continued on next page...

Continued from previous page...

Mol	Chain	Res	Type	Atoms	Z	Observed(°)	Ideal(°)
26	14	1928	A	C5-C6-N6	5.13	127.80	123.70
26	14	2018	G	C2-N3-C4	5.13	114.46	111.90
26	14	2060	A	C5-C6-N6	5.13	127.80	123.70
26	14	2275	C	C5'-C4'-O4'	-5.13	102.95	109.10
1	13	300	A	N7-C8-N9	5.12	116.36	113.80
1	13	1488	G	C6-N1-C2	-5.12	122.03	125.10
26	1H	599	G	C5-C6-O6	5.12	131.68	128.60
1	1G	1053	G	O4'-C1'-N9	5.12	112.30	108.20
1	13	1422	G	O5'-P-OP2	-5.12	101.09	105.70
26	1H	134	C	N3-C4-N4	-5.12	114.41	118.00
26	1H	654(B)	C	C2-N1-C1'	5.12	124.44	118.80
26	1H	670	A	C8-N9-C4	5.12	107.85	105.80
26	1H	974	G	N1-C2-N2	5.12	120.81	116.20
26	1H	1270	C	C4-C5-C6	5.12	119.96	117.40
26	1H	1694	C	N3-C2-O2	5.12	125.49	121.90
26	1H	1780	A	C8-N9-C4	-5.12	103.75	105.80
26	1H	1964	G	O4'-C1'-N9	-5.12	104.10	108.20
26	1H	2639	A	C4-C5-N7	5.12	113.26	110.70
26	1H	2644	G	C2-N3-C4	-5.12	109.34	111.90
26	14	1018	C	C5-C6-N1	5.12	123.56	121.00
26	14	2830	G	N3-C4-C5	5.12	131.16	128.60
27	1J	81	G	N9-C4-C5	-5.12	103.35	105.40
1	13	1214	C	C2-N1-C1'	-5.12	113.17	118.80
4	3E	85	LYS	N-CA-C	5.12	124.83	111.00
26	1H	195	A	OP1-P-OP2	-5.12	111.92	119.60
26	1H	1367	A	N9-C4-C5	-5.12	103.75	105.80
26	1H	1836	C	N3-C4-C5	-5.12	119.85	121.90
26	1H	2262	U	N3-C2-O2	-5.12	118.61	122.20
26	1H	2544	G	C4-C5-N7	5.12	112.85	110.80
26	1H	2886	G	N1-C6-O6	-5.12	116.83	119.90
26	14	1145	C	C5-C6-N1	5.12	123.56	121.00
26	14	2065	C	C6-N1-C2	-5.12	118.25	120.30
26	14	2279	G	N3-C4-C5	5.12	131.16	128.60
26	14	2415	G	C6-C5-N7	-5.12	127.33	130.40
26	1H	1568	G	N3-C4-N9	-5.12	122.93	126.00
26	1H	2036	C	C5-C6-N1	5.12	123.56	121.00
26	14	149	A	C2-N3-C4	-5.12	108.04	110.60
26	14	1519	G	O5'-P-OP1	-5.12	101.09	105.70
26	14	2053	G	C2-N3-C4	5.12	114.46	111.90
26	14	2329	G	C6-N1-C2	-5.12	122.03	125.10
1	13	660	G	O5'-P-OP2	5.12	116.84	110.70
24	3K	45	G	P-O3'-C3'	5.12	125.84	119.70

Continued on next page...

Continued from previous page...

Mol	Chain	Res	Type	Atoms	Z	Observed(°)	Ideal(°)
26	1H	1571	A	O5'-P-OP2	-5.12	101.09	105.70
26	1H	1984	G	C8-N9-C4	5.12	108.45	106.40
26	1H	2370	G	N3-C2-N2	-5.12	116.32	119.90
1	1G	1519	A	N1-C6-N6	-5.12	115.53	118.60
26	14	961	C	O4'-C1'-N1	5.12	112.30	108.20
1	13	484	G	C4-N9-C1'	5.12	133.15	126.50
1	13	1364	U	N3-C2-O2	5.12	125.78	122.20
26	1H	1830	C	N3-C4-N4	5.12	121.58	118.00
1	1G	315	A	C5-C6-N6	-5.12	119.61	123.70
1	13	251	G	C8-N9-C4	-5.12	104.35	106.40
1	13	525	C	C5-C4-N4	-5.12	116.62	120.20
26	1H	945	A	OP2-P-O3'	5.12	116.45	105.20
26	1H	1164	G	C4-C5-N7	-5.12	108.75	110.80
26	1H	1547	C	C5-C4-N4	5.12	123.78	120.20
26	1H	1549	C	N3-C4-N4	-5.12	114.42	118.00
27	16	49	C	N3-C4-C5	-5.12	119.85	121.90
40	A8	54	LEU	CA-CB-CG	5.12	127.07	115.30
26	14	728	G	C5-C6-N1	-5.12	108.94	111.50
26	14	1370	C	N1-C2-O2	-5.12	115.83	118.90
26	14	1476	C	N3-C2-O2	5.12	125.48	121.90
26	14	1977	A	OP1-P-OP2	-5.12	111.93	119.60
26	14	2364	C	C5-C6-N1	-5.12	118.44	121.00
26	14	2464	C	N3-C4-C5	5.12	123.95	121.90
1	13	575	G	N9-C4-C5	5.11	107.45	105.40
26	1H	548	A	O4'-C1'-N9	-5.11	104.11	108.20
26	1H	961	C	O4'-C1'-N1	5.11	112.29	108.20
26	1H	1174	A	N7-C8-N9	5.11	116.36	113.80
26	1H	1457	A	C8-N9-C4	5.11	107.85	105.80
26	1H	2210	G	C8-N9-C1'	-5.11	120.35	127.00
26	1H	2335	A	OP2-P-O3'	5.11	116.45	105.20
1	1G	1533	C	P-O3'-C3'	5.11	125.84	119.70
26	14	406	G	C6-C5-N7	-5.11	127.33	130.40
26	1H	1001	A	N9-C4-C5	5.11	107.84	105.80
26	1H	2443	C	C4-C5-C6	5.11	119.96	117.40
27	16	74	U	C2-N1-C1'	-5.11	111.56	117.70
1	1G	570	G	C8-N9-C4	-5.11	104.36	106.40
26	14	752	A	N1-C2-N3	5.11	131.86	129.30
26	14	1031	G	N1-C6-O6	5.11	122.97	119.90
1	13	902	G	OP1-P-OP2	5.11	127.27	119.60
26	1H	140	A	C4-C5-C6	5.11	119.56	117.00
26	1H	522	G	N3-C2-N2	-5.11	116.32	119.90
26	1H	732	C	N3-C4-N4	5.11	121.58	118.00

Continued on next page...

Continued from previous page...

Mol	Chain	Res	Type	Atoms	Z	Observed(°)	Ideal(°)
26	1H	1253	A	C5-C6-N1	5.11	120.25	117.70
26	1H	2637	U	C5-C4-O4	-5.11	122.83	125.90
29	11	229	VAL	CG1-CB-CG2	-5.11	102.72	110.90
26	14	815	C	C4-C5-C6	-5.11	114.84	117.40
26	14	1954	G	C5-C6-N1	5.11	114.06	111.50
1	13	1327	C	C5-C6-N1	-5.11	118.45	121.00
26	1H	1618	A	OP1-P-O3'	5.11	116.44	105.20
26	1H	2026	C	C6-N1-C2	5.11	122.34	120.30
26	1H	2258	C	C5-C4-N4	-5.11	116.62	120.20
26	14	2377	A	N9-C4-C5	-5.11	103.76	105.80
26	14	2691	C	N3-C4-C5	-5.11	119.86	121.90
1	13	901	A	C4-C5-N7	5.11	113.25	110.70
26	1H	44	A	C8-N9-C4	-5.11	103.76	105.80
26	1H	527	C	N3-C4-N4	5.11	121.58	118.00
26	1H	809	G	C5-N7-C8	5.11	106.85	104.30
26	1H	1334	G	N1-C6-O6	5.11	122.97	119.90
26	1H	1888	G	N3-C2-N2	5.11	123.47	119.90
26	1H	2711	A	OP2-P-O3'	-5.11	93.96	105.20
27	16	5	C	C5-C4-N4	-5.11	116.62	120.20
29	11	28	GLU	C-N-CA	5.11	143.45	122.00
1	1G	7	G	O5'-P-OP1	-5.11	101.10	105.70
1	1G	545	C	O5'-P-OP2	-5.11	101.10	105.70
1	1G	953	G	N3-C4-C5	-5.11	126.05	128.60
26	14	149	A	OP1-P-OP2	-5.11	111.94	119.60
26	14	481	G	O5'-P-OP2	-5.11	101.10	105.70
26	14	1607	C	OP1-P-O3'	5.11	116.44	105.20
26	14	1869	G	C8-N9-C1'	5.11	133.64	127.00
26	14	1903	G	C5-C6-N1	-5.11	108.95	111.50
26	14	2073	C	OP1-P-OP2	-5.11	111.94	119.60
26	14	2409	G	C6-C5-N7	-5.11	127.34	130.40
26	14	2435	A	C4-C5-N7	5.11	113.25	110.70
26	14	2582	G	C6-C5-N7	-5.11	127.33	130.40
1	13	908	A	C2-N3-C4	-5.11	108.05	110.60
26	1H	817	C	C5-C6-N1	5.11	123.55	121.00
26	1H	1252	G	OP1-P-OP2	5.11	127.26	119.60
26	1H	2312	U	N3-C4-O4	5.11	122.97	119.40
1	1G	27	G	N3-C2-N2	-5.11	116.33	119.90
1	13	303	A	N3-C4-C5	-5.10	123.23	126.80
1	13	1499	A	N7-C8-N9	-5.10	111.25	113.80
26	14	458	G	N7-C8-N9	5.10	115.65	113.10
1	13	733	A	N7-C8-N9	-5.10	111.25	113.80
26	1H	86	C	C6-N1-C2	5.10	122.34	120.30

Continued on next page...

Continued from previous page...

Mol	Chain	Res	Type	Atoms	Z	Observed(°)	Ideal(°)
26	1H	116	C	OP1-P-OP2	-5.10	111.95	119.60
26	1H	629	G	N7-C8-N9	-5.10	110.55	113.10
26	1H	670	A	O4'-C1'-N9	-5.10	104.12	108.20
26	1H	866	A	C4-N9-C1'	5.10	135.48	126.30
26	1H	1346	G	N1-C2-N2	-5.10	111.61	116.20
26	1H	1936	A	C5-N7-C8	-5.10	101.35	103.90
26	1H	2295	C	O5'-P-OP2	5.10	116.82	110.70
26	1H	2373	G	OP1-P-OP2	5.10	127.25	119.60
26	1H	2485	G	N1-C2-N2	-5.10	111.61	116.20
26	1H	2569	G	N3-C4-C5	-5.10	126.05	128.60
26	1H	2684	U	C5-C6-N1	-5.10	120.15	122.70
27	16	54	G	C8-N9-C4	-5.10	104.36	106.40
1	1G	1422	G	N1-C6-O6	-5.10	116.84	119.90
26	14	1627	G	N1-C2-N2	-5.10	111.61	116.20
26	14	2020	A	N1-C6-N6	-5.10	115.54	118.60
26	14	2164	C	N3-C2-O2	-5.10	118.33	121.90
26	14	2354	G	C4-C5-N7	5.10	112.84	110.80
29	19	44	ASN	CA-C-N	5.10	128.43	117.20
26	14	915	C	C2-N3-C4	5.10	122.45	119.90
26	14	1126	A	OP1-P-O3'	5.10	116.42	105.20
26	14	2610	C	C5-C6-N1	-5.10	118.45	121.00
1	13	729	A	N1-C2-N3	-5.10	126.75	129.30
1	13	903	G	N1-C2-N3	5.10	126.96	123.90
1	13	1347	G	C4-C5-N7	-5.10	108.76	110.80
26	1H	416	C	N3-C4-N4	-5.10	114.43	118.00
26	1H	902	C	C5-C6-N1	-5.10	118.45	121.00
1	1G	257	G	C5-C6-N1	-5.10	108.95	111.50
1	1G	509	A	C4-C5-N7	5.10	113.25	110.70
26	14	530	G	N1-C2-N2	-5.10	111.61	116.20
26	14	599	G	N1-C2-N3	5.10	126.96	123.90
26	14	864	G	N3-C4-C5	-5.10	126.05	128.60
26	14	1688	U	N3-C4-O4	-5.10	115.83	119.40
26	14	2032	G	C5-C6-N1	5.10	114.05	111.50
26	14	2060	A	C6-N1-C2	5.10	121.66	118.60
1	13	1525	G	OP1-P-OP2	-5.10	111.95	119.60
26	1H	44	A	N7-C8-N9	5.10	116.35	113.80
26	1H	982	C	OP1-P-O3'	5.10	116.41	105.20
26	1H	1606	G	C8-N9-C1'	-5.10	120.37	127.00
26	1H	1937	A	N1-C2-N3	5.10	131.85	129.30
26	1H	2074	U	C4-C5-C6	5.10	122.76	119.70
26	1H	2639	A	N3-C4-C5	5.10	130.37	126.80
26	1H	2684	U	N3-C4-O4	-5.10	115.83	119.40

Continued on next page...

Continued from previous page...

Mol	Chain	Res	Type	Atoms	Z	Observed(°)	Ideal(°)
26	1H	2709	G	C5-C6-O6	5.10	131.66	128.60
1	1G	174	C	OP1-P-OP2	5.10	127.25	119.60
1	1G	1188	A	N1-C6-N6	-5.10	115.54	118.60
26	14	509	C	C5-C6-N1	-5.10	118.45	121.00
26	14	1809	A	OP1-P-OP2	-5.10	111.95	119.60
26	1H	974	G	O5'-P-OP1	5.10	116.81	110.70
26	1H	1917	U	N3-C4-O4	-5.10	115.83	119.40
26	1H	2067	G	C5-C6-O6	5.10	131.66	128.60
26	1H	2199	A	C8-N9-C4	-5.10	103.76	105.80
27	16	77	U	N3-C2-O2	5.10	125.77	122.20
1	1G	529	G	C4-C5-N7	5.10	112.84	110.80
26	14	1642	G	N7-C8-N9	5.10	115.65	113.10
26	1H	238	C	C4-C5-C6	5.09	119.95	117.40
26	1H	773	U	O5'-P-OP2	-5.09	101.12	105.70
26	1H	1261	C	N3-C4-N4	5.09	121.57	118.00
26	1H	2068	U	OP1-P-O3'	5.09	116.41	105.20
26	1H	2372	G	C2-N3-C4	-5.09	109.35	111.90
26	1H	2382	G	C4-C5-C6	5.09	121.86	118.80
26	1H	2495	G	C2-N3-C4	-5.09	109.35	111.90
26	1H	2539	C	N3-C4-N4	-5.09	114.43	118.00
46	G8	85	VAL	CG1-CB-CG2	-5.09	102.75	110.90
26	14	380	U	OP1-P-OP2	5.09	127.24	119.60
26	14	749	C	C5-C6-N1	-5.09	118.45	121.00
26	14	1775	U	N3-C4-C5	5.09	117.66	114.60
27	1J	16	G	N3-C4-C5	5.09	131.15	128.60
1	13	300	A	C2-N3-C4	-5.09	108.05	110.60
26	1H	1651	G	C5-N7-C8	-5.09	101.75	104.30
26	14	1968	G	C5-C6-O6	-5.09	125.54	128.60
26	14	2686	G	N9-C4-C5	-5.09	103.36	105.40
1	13	118	U	N3-C4-O4	-5.09	115.84	119.40
1	13	558	G	C4-C5-C6	5.09	121.86	118.80
26	1H	258	G	N1-C2-N2	-5.09	111.62	116.20
26	1H	371	A	O5'-P-OP1	-5.09	101.12	105.70
26	1H	1438	U	C2-N3-C4	5.09	130.06	127.00
26	1H	2500	U	N3-C2-O2	-5.09	118.64	122.20
26	1H	2542	A	O5'-P-OP2	-5.09	101.12	105.70
26	1H	2595	G	C4-C5-N7	5.09	112.84	110.80
1	1G	315	A	N1-C6-N6	5.09	121.66	118.60
1	1G	1432	G	N1-C6-O6	5.09	122.95	119.90
26	14	73	A	OP1-P-OP2	5.09	127.24	119.60
26	14	568	U	N3-C4-O4	5.09	122.96	119.40
26	14	2603	G	C2-N3-C4	5.09	114.45	111.90

Continued on next page...

Continued from previous page...

Mol	Chain	Res	Type	Atoms	Z	Observed(°)	Ideal(°)
1	13	240	C	OP1-P-O3'	5.09	116.40	105.20
1	13	1266	G	C8-N9-C1'	5.09	133.62	127.00
22	1K	69	A	P-O3'-C3'	5.09	125.81	119.70
26	1H	247	G	OP1-P-OP2	-5.09	111.97	119.60
26	1H	1979	C	N3-C4-N4	-5.09	114.44	118.00
26	1H	2238	G	C8-N9-C4	-5.09	104.36	106.40
26	1H	2249	U	N3-C4-C5	-5.09	111.55	114.60
1	1G	1200	C	C6-N1-C1'	-5.09	114.69	120.80
26	14	574	C	C2-N1-C1'	-5.09	113.20	118.80
26	14	1409	C	C2-N1-C1'	-5.09	113.20	118.80
26	14	2724	C	C5-C6-N1	-5.09	118.45	121.00
27	1J	16	G	C5-N7-C8	-5.09	101.76	104.30
1	13	977	A	C2-N3-C4	5.09	113.14	110.60
26	1H	432	A	C5-C6-N6	-5.09	119.63	123.70
26	1H	702	G	C4-C5-N7	-5.09	108.77	110.80
26	1H	1578	U	C4-C5-C6	5.09	122.75	119.70
26	1H	1784	A	N1-C2-N3	5.09	131.84	129.30
26	1H	2849	U	OP1-P-OP2	-5.09	111.97	119.60
24	3L	17	U	C5-C6-N1	5.09	125.24	122.70
26	14	453	C	N3-C4-C5	5.09	123.94	121.90
26	14	2707	G	C8-N9-C4	5.09	108.44	106.40
1	13	636	U	C5-C6-N1	5.09	125.24	122.70
1	13	726	C	OP1-P-O3'	5.09	116.39	105.20
1	13	793	U	N1-C2-O2	-5.09	119.24	122.80
1	13	912	C	C4-C5-C6	5.09	119.94	117.40
26	1H	204	A	C5-C6-N1	5.09	120.24	117.70
26	1H	651	G	C8-N9-C4	-5.09	104.36	106.40
26	1H	824	A	N1-C6-N6	-5.09	115.55	118.60
26	1H	1164	G	N9-C4-C5	5.09	107.44	105.40
26	1H	1673	U	C2-N1-C1'	-5.09	111.60	117.70
26	1H	2276	G	N1-C2-N3	5.09	126.95	123.90
26	1H	2499	C	N3-C2-O2	5.09	125.46	121.90
26	14	1025	G	N7-C8-N9	-5.09	110.56	113.10
26	14	1300	U	N1-C2-N3	5.09	117.95	114.90
26	14	2396	G	C5-C6-O6	-5.09	125.55	128.60
26	1H	523	C	C6-N1-C2	-5.08	118.27	120.30
26	1H	942	G	N1-C6-O6	5.08	122.95	119.90
26	1H	1548	C	C5-C6-N1	5.08	123.54	121.00
26	14	1359	A	N9-C4-C5	-5.08	103.77	105.80
26	14	2017	U	N1-C2-O2	-5.08	119.24	122.80
26	14	2197	U	O5'-P-OP1	-5.08	101.12	105.70
26	14	2430	A	C6-N1-C2	5.08	121.65	118.60

Continued on next page...

Continued from previous page...

Mol	Chain	Res	Type	Atoms	Z	Observed(°)	Ideal(°)
1	13	54	C	C2-N3-C4	-5.08	117.36	119.90
1	13	950	U	OP1-P-O3'	5.08	116.38	105.20
24	3K	71	C	O4'-C1'-N1	5.08	112.27	108.20
26	1H	474	G	N3-C4-N9	-5.08	122.95	126.00
26	1H	648	G	N9-C4-C5	5.08	107.43	105.40
26	1H	2430	A	N9-C4-C5	5.08	107.83	105.80
26	14	24	G	C2-N3-C4	-5.08	109.36	111.90
26	14	1428	C	C5-C6-N1	-5.08	118.46	121.00
1	13	867	G	N7-C8-N9	5.08	115.64	113.10
1	13	1529	G	O5'-P-OP2	5.08	116.80	110.70
26	1H	141(A)	C	N1-C2-O2	-5.08	115.85	118.90
26	1H	1264	G	O5'-P-OP1	-5.08	101.13	105.70
26	1H	1283	G	N3-C2-N2	5.08	123.46	119.90
26	1H	1357	U	N3-C4-C5	-5.08	111.55	114.60
26	1H	1784	A	OP1-P-O3'	5.08	116.38	105.20
26	1H	2609	U	C4-C5-C6	5.08	122.75	119.70
1	1G	576	G	C4-N9-C1'	5.08	133.10	126.50
22	1L	74	C	C5-C6-N1	5.08	123.54	121.00
26	14	255	A	N9-C4-C5	-5.08	103.77	105.80
26	14	1258	C	C6-N1-C2	-5.08	118.27	120.30
26	14	1968	G	O5'-P-OP2	5.08	116.80	110.70
26	14	2432	A	C6-C5-N7	-5.08	128.74	132.30
27	1J	30	C	C5-C6-N1	5.08	123.54	121.00
1	13	1052	U	C5-C4-O4	5.08	128.95	125.90
26	1H	1673	U	N1-C2-O2	-5.08	119.24	122.80
1	1G	815	A	C2-N3-C4	-5.08	108.06	110.60
26	14	1241	A	C5-N7-C8	-5.08	101.36	103.90
26	14	1394	U	OP1-P-OP2	-5.08	111.98	119.60
26	1H	668	G	OP1-P-O3'	5.08	116.37	105.20
26	1H	1398	C	C6-N1-C2	5.08	122.33	120.30
26	1H	2012	G	N1-C2-N3	5.08	126.95	123.90
26	14	297	C	C6-N1-C2	-5.08	118.27	120.30
26	14	808	G	O5'-P-OP2	-5.08	101.13	105.70
26	14	918	A	O5'-P-OP1	-5.08	101.13	105.70
26	14	1247	A	N1-C6-N6	5.08	121.65	118.60
26	14	2452	C	O5'-P-OP2	-5.08	101.13	105.70
1	13	1336	C	N3-C4-C5	-5.08	119.87	121.90
26	1H	595	C	C6-N1-C2	-5.08	118.27	120.30
26	1H	1122	G	C4-C5-N7	5.08	112.83	110.80
26	1H	1142	U	OP1-P-OP2	-5.08	111.98	119.60
26	1H	1984	G	N9-C4-C5	-5.08	103.37	105.40
27	16	14	U	O4'-C1'-N1	-5.08	104.14	108.20

Continued on next page...

Continued from previous page...

Mol	Chain	Res	Type	Atoms	Z	Observed(°)	Ideal(°)
26	14	2583	G	C8-N9-C1'	5.08	133.60	127.00
1	13	255	G	N1-C2-N2	-5.08	111.63	116.20
1	13	346	G	N3-C4-N9	5.08	129.05	126.00
26	1H	962	G	N3-C4-N9	5.08	129.04	126.00
26	1H	1196	C	C5-C6-N1	-5.08	118.46	121.00
26	1H	1269	A	C5-N7-C8	-5.08	101.36	103.90
26	1H	2320	A	O4'-C1'-N9	5.08	112.26	108.20
26	1H	2674	G	N3-C4-C5	-5.08	126.06	128.60
26	1H	2833	G	N3-C4-C5	5.08	131.14	128.60
26	14	773	U	C2-N1-C1'	-5.08	111.61	117.70
26	14	833	U	C4-C5-C6	5.08	122.75	119.70
26	14	1268	A	N7-C8-N9	-5.08	111.26	113.80
26	14	2344	U	C5-C4-O4	5.08	128.94	125.90
26	1H	775	G	N1-C2-N3	5.07	126.94	123.90
26	1H	1701	A	OP1-P-O3'	5.07	116.36	105.20
26	1H	1985	G	C5-C6-N1	5.07	114.04	111.50
26	1H	2866	U	N3-C4-C5	-5.07	111.56	114.60
27	16	38	C	C2-N3-C4	-5.07	117.36	119.90
26	14	208	C	C5-C4-N4	-5.07	116.65	120.20
26	14	455	C	OP2-P-O3'	5.07	116.36	105.20
26	14	739	G	N3-C2-N2	-5.07	116.35	119.90
26	14	1332	G	OP1-P-O3'	5.07	116.36	105.20
26	1H	767	U	C5-C4-O4	5.07	128.94	125.90
26	1H	1336	A	C2-N3-C4	5.07	113.14	110.60
26	14	1206	G	N7-C8-N9	5.07	115.64	113.10
1	13	309	G	N1-C6-O6	5.07	122.94	119.90
1	13	567	G	O5'-P-OP1	-5.07	101.14	105.70
1	13	854	G	N1-C6-O6	5.07	122.94	119.90
1	13	942	G	N3-C4-C5	-5.07	126.06	128.60
26	1H	929	G	C5-C6-N1	5.07	114.03	111.50
26	1H	2592	G	N1-C2-N2	-5.07	111.64	116.20
26	1H	2599	G	N1-C6-O6	-5.07	116.86	119.90
1	1G	911	U	C2-N1-C1'	-5.07	111.61	117.70
26	14	683	C	C5-C4-N4	-5.07	116.65	120.20
26	14	2211	G	C4-N9-C1'	5.07	133.09	126.50
1	13	326	G	C8-N9-C4	5.07	108.43	106.40
1	13	332	G	OP1-P-OP2	5.07	127.20	119.60
1	13	576	G	C4-N9-C1'	5.07	133.09	126.50
1	13	935	A	N1-C6-N6	-5.07	115.56	118.60
1	13	1082	G	N1-C6-O6	5.07	122.94	119.90
26	1H	1437	C	OP1-P-OP2	-5.07	112.00	119.60
26	1H	2373	G	N1-C2-N2	-5.07	111.64	116.20

Continued on next page...

Continued from previous page...

Mol	Chain	Res	Type	Atoms	Z	Observed(°)	Ideal(°)
26	14	331	A	C2-N3-C4	-5.07	108.07	110.60
1	13	312	C	C6-N1-C2	-5.07	118.27	120.30
26	1H	540	G	C5-C6-O6	-5.07	125.56	128.60
26	1H	621	A	O4'-C1'-N9	5.07	112.25	108.20
26	1H	794	G	C4-C5-N7	-5.07	108.77	110.80
26	1H	974(A)	C	N3-C2-O2	-5.07	118.35	121.90
26	1H	1198	U	C5-C6-N1	-5.07	120.17	122.70
26	1H	1300	U	C2-N3-C4	-5.07	123.96	127.00
26	1H	1304	C	C2-N1-C1'	-5.07	113.22	118.80
26	1H	1449	A	C4-C5-C6	5.07	119.53	117.00
26	1H	2446	G	OP2-P-O3'	5.07	116.35	105.20
1	1G	73	G	C5-C6-N1	-5.07	108.97	111.50
1	1G	345	C	P-O3'-C3'	5.07	125.78	119.70
1	1G	481	G	C6-C5-N7	-5.07	127.36	130.40
1	1G	573	A	C8-N9-C4	-5.07	103.77	105.80
26	14	400	G	C5-C6-O6	-5.07	125.56	128.60
26	14	1475	G	N3-C2-N2	-5.07	116.35	119.90
26	14	1653	G	N3-C4-N9	5.07	129.04	126.00
26	14	1908	C	N3-C2-O2	-5.07	118.35	121.90
26	14	2239	G	N3-C2-N2	5.07	123.45	119.90
26	14	2404	C	N3-C4-C5	5.07	123.93	121.90
26	14	2596	U	N1-C2-N3	5.07	117.94	114.90
26	1H	1185	C	O5'-P-OP1	-5.07	101.14	105.70
26	1H	1198	U	N1-C2-N3	5.07	117.94	114.90
26	1H	1279	G	C5-C6-O6	5.07	131.64	128.60
26	1H	1771	C	N1-C2-O2	-5.07	115.86	118.90
26	1H	1924	C	C2-N3-C4	-5.07	117.37	119.90
26	1H	2199	A	C2-N3-C4	5.07	113.13	110.60
26	1H	2232	U	C2-N3-C4	5.07	130.04	127.00
24	3L	51	A	C2-N3-C4	5.07	113.13	110.60
26	14	192	C	C2-N1-C1'	-5.07	113.23	118.80
1	13	905	U	C6-N1-C2	5.06	124.04	121.00
1	13	950	U	O5'-P-OP2	5.06	116.78	110.70
26	1H	162	U	N1-C2-O2	5.06	126.34	122.80
26	1H	736	C	O5'-P-OP1	-5.06	101.14	105.70
26	14	609(A)	G	N1-C2-N3	5.06	126.94	123.90
26	14	682	G	N3-C2-N2	5.06	123.44	119.90
1	13	550	G	N7-C8-N9	-5.06	110.57	113.10
26	1H	271(A)	C	C5-C6-N1	5.06	123.53	121.00
26	1H	1400	G	N3-C4-C5	-5.06	126.07	128.60
26	1H	1627	G	N1-C2-N2	-5.06	111.64	116.20
26	1H	1941	C	C6-N1-C2	-5.06	118.28	120.30

Continued on next page...

Continued from previous page...

Mol	Chain	Res	Type	Atoms	Z	Observed(°)	Ideal(°)
26	1H	2371	G	C5-C6-N1	-5.06	108.97	111.50
1	1G	934	C	N3-C2-O2	-5.06	118.36	121.90
26	14	2869	G	N3-C2-N2	-5.06	116.36	119.90
27	1J	3	C	N3-C4-C5	-5.06	119.88	121.90
26	1H	270(K)	C	C5-C6-N1	5.06	123.53	121.00
26	1H	1997	G	N7-C8-N9	5.06	115.63	113.10
26	1H	2316	C	O5'-P-OP2	5.06	116.77	110.70
26	14	121	G	N1-C2-N3	5.06	126.94	123.90
26	14	1410	G	O5'-P-OP2	-5.06	101.14	105.70
26	14	1992	G	C2'-C3'-O3'	5.06	121.80	113.70
1	13	371	G	N3-C4-C5	5.06	131.13	128.60
1	13	910	C	N3-C4-N4	-5.06	114.46	118.00
1	13	1327	C	N3-C4-N4	-5.06	114.46	118.00
26	1H	484	C	N1-C2-O2	5.06	121.94	118.90
26	1H	1267	U	N3-C2-O2	-5.06	118.66	122.20
26	1H	2035	G	O4'-C1'-N9	5.06	112.25	108.20
26	1H	2607	G	C2-N3-C4	-5.06	109.37	111.90
1	1G	260	G	C4-C5-N7	-5.06	108.78	110.80
1	1G	536	C	N3-C4-C5	-5.06	119.88	121.90
1	1G	1142	G	C4-N9-C1'	-5.06	119.92	126.50
26	14	133	C	N3-C4-C5	5.06	123.92	121.90
26	14	2348	U	N3-C4-C5	5.06	117.64	114.60
26	1H	533	G	O5'-P-OP1	-5.06	101.15	105.70
26	1H	1123	C	C5-C6-N1	-5.06	118.47	121.00
26	1H	1274	A	N1-C6-N6	5.06	121.63	118.60
26	1H	1364	G	OP2-P-O3'	5.06	116.33	105.20
26	1H	1869	G	C5-C6-N1	-5.06	108.97	111.50
26	1H	2227	A	C5-C6-N6	-5.06	119.65	123.70
1	1G	197	A	N7-C8-N9	5.06	116.33	113.80
26	14	1391	U	C2-N1-C1'	5.06	123.77	117.70
26	14	2026	C	N3-C4-C5	5.06	123.92	121.90
26	14	2226	C	OP2-P-O3'	5.06	116.33	105.20
26	14	2256	G	C5-N7-C8	-5.06	101.77	104.30
26	14	2546	U	C6-N1-C2	-5.06	117.97	121.00
26	14	2570	G	C8-N9-C4	-5.06	104.38	106.40
26	1H	2679	A	C8-N9-C4	5.06	107.82	105.80
26	14	1617	C	C4-C5-C6	5.06	119.93	117.40
26	14	2230	G	N1-C6-O6	-5.06	116.87	119.90
26	1H	663	G	C5-C6-O6	5.05	131.63	128.60
26	1H	817	C	C6-N1-C2	-5.05	118.28	120.30
26	1H	932	G	N1-C2-N2	-5.05	111.65	116.20
1	1G	277	C	N1-C2-O2	-5.05	115.87	118.90

Continued on next page...

Continued from previous page...

Mol	Chain	Res	Type	Atoms	Z	Observed(°)	Ideal(°)
1	1G	786	G	C5-C6-N1	5.05	114.03	111.50
26	14	199	A	O5'-P-OP2	-5.05	101.15	105.70
26	14	2065	C	C2-N1-C1'	5.05	124.36	118.80
26	1H	1967	C	O5'-P-OP2	-5.05	101.15	105.70
26	14	1815	A	C2-N3-C4	5.05	113.13	110.60
26	14	2358	G	N3-C2-N2	-5.05	116.36	119.90
1	13	9	G	O5'-P-OP2	5.05	116.76	110.70
1	13	551	U	OP1-P-OP2	-5.05	112.02	119.60
1	13	635	G	N1-C6-O6	5.05	122.93	119.90
1	13	758	G	N1-C2-N2	5.05	120.75	116.20
1	13	1086	U	C5-C4-O4	-5.05	122.87	125.90
1	13	1366	C	O5'-P-OP1	-5.05	101.15	105.70
26	1H	26	G	N3-C4-N9	5.05	129.03	126.00
26	1H	511	U	N3-C4-C5	-5.05	111.57	114.60
26	1H	847	U	C2-N3-C4	-5.05	123.97	127.00
26	1H	1614	A	O4'-C1'-N9	5.05	112.24	108.20
26	1H	1639	U	N1-C2-O2	5.05	126.34	122.80
26	1H	2022	U	C6-N1-C2	5.05	124.03	121.00
26	1H	2597	G	C5-C6-O6	-5.05	125.57	128.60
1	1G	197	A	C8-N9-C4	-5.05	103.78	105.80
26	14	643	A	C5-C6-N6	-5.05	119.66	123.70
26	14	2021	C	C5-C4-N4	-5.05	116.67	120.20
26	14	2330	G	N3-C4-N9	5.05	129.03	126.00
26	14	2558	C	OP1-P-O3'	5.05	116.31	105.20
1	13	1299	A	C6-C5-N7	-5.05	128.76	132.30
26	1H	5	A	C2-N3-C4	5.05	113.12	110.60
26	1H	508	G	C8-N9-C1'	-5.05	120.44	127.00
26	1H	706	A	O5'-P-OP2	5.05	116.76	110.70
26	1H	788	A	OP2-P-O3'	5.05	116.31	105.20
26	1H	1774	C	OP1-P-O3'	5.05	116.31	105.20
26	1H	2285	C	N3-C4-C5	5.05	123.92	121.90
26	1H	2503	A	N1-C6-N6	5.05	121.63	118.60
26	1H	2684	U	N3-C2-O2	-5.05	118.67	122.20
1	1G	1084	G	O5'-P-OP2	-5.05	101.16	105.70
1	1G	1363	A	C8-N9-C4	5.05	107.82	105.80
26	14	959	A	C6-N1-C2	5.05	121.63	118.60
26	14	1694	C	N3-C4-C5	5.05	123.92	121.90
26	14	1772	G	N3-C4-C5	5.05	131.12	128.60
26	1H	414	C	C4-C5-C6	5.05	119.92	117.40
26	1H	1247	A	C5-N7-C8	5.05	106.42	103.90
26	1H	1366	A	C4-C5-N7	5.05	113.22	110.70
26	1H	1552	G	N1-C2-N2	5.05	120.74	116.20

Continued on next page...

Continued from previous page...

Mol	Chain	Res	Type	Atoms	Z	Observed(°)	Ideal(°)
27	16	47	C	N1-C2-O2	-5.05	115.87	118.90
1	1G	885	G	C8-N9-C4	5.05	108.42	106.40
26	14	130	C	N3-C4-N4	-5.05	114.47	118.00
26	14	2438	U	OP2-P-O3'	5.05	116.31	105.20
1	13	138	G	C4-C5-N7	5.05	112.82	110.80
1	13	355	C	C5-C6-N1	-5.05	118.48	121.00
26	1H	236	C	C2-N3-C4	-5.05	117.38	119.90
26	1H	586	A	C5-C6-N6	5.05	127.74	123.70
26	1H	1357	U	N1-C2-N3	5.05	117.93	114.90
26	1H	1773	A	C5-C6-N1	-5.05	115.18	117.70
26	1H	2342	C	C5-C6-N1	5.05	123.52	121.00
26	1H	2706	G	C2-N3-C4	-5.05	109.38	111.90
26	1H	2731	G	C5-C6-O6	-5.05	125.57	128.60
26	14	74	A	C8-N9-C4	-5.05	103.78	105.80
26	14	1609	A	C6-N1-C2	-5.05	115.57	118.60
26	14	1831	G	C4-C5-N7	5.05	112.82	110.80
26	14	2235	G	C4-N9-C1'	5.05	133.06	126.50
26	14	2781	A	C2-N3-C4	-5.05	108.08	110.60
26	1H	1936	A	C6-C5-N7	-5.04	128.77	132.30
26	1H	2617	C	C6-N1-C2	5.04	122.32	120.30
26	14	982	C	OP1-P-O3'	5.04	116.30	105.20
26	14	2555	U	N3-C2-O2	5.04	125.73	122.20
26	14	2713	A	OP1-P-OP2	5.04	127.17	119.60
1	13	569	C	O5'-P-OP1	-5.04	101.16	105.70
25	4K	11	U	C5-C6-N1	5.04	125.22	122.70
26	1H	618(A)	C	C6-N1-C2	5.04	122.32	120.30
26	1H	1332	G	C4-C5-C6	5.04	121.83	118.80
26	1H	1771	C	C2-N3-C4	-5.04	117.38	119.90
26	1H	2441	C	OP1-P-OP2	-5.04	112.03	119.60
26	1H	2621	A	N7-C8-N9	-5.04	111.28	113.80
40	A8	4	LEU	CB-CG-CD2	-5.04	102.42	111.00
26	14	188	G	N1-C2-N3	5.04	126.93	123.90
26	14	474	G	N1-C6-O6	-5.04	116.87	119.90
26	14	765	G	C8-N9-C4	-5.04	104.38	106.40
26	14	2391	G	N9-C4-C5	5.04	107.42	105.40
26	14	2569	G	C6-N1-C2	-5.04	122.07	125.10
26	14	2776	A	P-O3'-C3'	5.04	125.75	119.70
1	13	300	A	O5'-P-OP2	5.04	116.75	110.70
1	13	971	G	O5'-P-OP1	5.04	116.75	110.70
22	1K	43	U	C5-C6-N1	5.04	125.22	122.70
26	1H	333	G	O5'-P-OP2	-5.04	101.16	105.70
26	1H	640	C	C6-N1-C2	-5.04	118.28	120.30

Continued on next page...

Continued from previous page...

Mol	Chain	Res	Type	Atoms	Z	Observed(°)	Ideal(°)
26	1H	661	C	N3-C2-O2	5.04	125.43	121.90
26	1H	665	C	C6-N1-C2	5.04	122.32	120.30
26	1H	952	G	C5-C6-N1	5.04	114.02	111.50
26	1H	1280	G	OP1-P-OP2	-5.04	112.04	119.60
26	1H	2777	G	O4'-C1'-N9	-5.04	104.17	108.20
26	1H	2827	C	N1-C2-O2	-5.04	115.88	118.90
26	14	307	G	OP1-P-OP2	5.04	127.16	119.60
26	14	1338	G	C4-C5-N7	5.04	112.82	110.80
26	14	1930	G	C5-N7-C8	5.04	106.82	104.30
26	14	1935	G	N7-C8-N9	5.04	115.62	113.10
26	14	2365	G	C4-C5-N7	5.04	112.82	110.80
1	13	38	G	N1-C6-O6	5.04	122.92	119.90
1	1G	1405	G	C8-N9-C4	5.04	108.42	106.40
26	14	461	C	N3-C4-C5	5.04	123.92	121.90
26	14	2361	A	C5-N7-C8	-5.04	101.38	103.90
27	1J	16	G	N3-C4-N9	-5.04	122.98	126.00
1	13	731	G	C8-N9-C4	-5.04	104.38	106.40
1	13	776	G	N3-C4-C5	5.04	131.12	128.60
26	1H	2393	A	C4-C5-N7	-5.04	108.18	110.70
26	1H	2608	G	N3-C2-N2	-5.04	116.37	119.90
27	16	99	A	OP1-P-OP2	5.04	127.16	119.60
1	1G	784	C	N3-C2-O2	5.04	125.43	121.90
26	14	533	G	N1-C2-N2	-5.04	111.67	116.20
26	14	2447	G	C6-N1-C2	-5.04	122.08	125.10
1	13	1227	A	C6-C5-N7	-5.04	128.77	132.30
26	1H	2522	U	N3-C2-O2	-5.04	118.67	122.20
26	14	703	U	N1-C2-N3	5.04	117.92	114.90
26	14	1496	A	C6-C5-N7	-5.04	128.77	132.30
26	1H	33	U	OP1-P-O3'	5.04	116.28	105.20
26	14	136	G	C8-N9-C4	-5.04	104.39	106.40
26	14	251	A	C5-N7-C8	5.04	106.42	103.90
26	14	2311	A	O4'-C1'-N9	5.04	112.23	108.20
22	1K	42	A	N7-C8-N9	5.03	116.32	113.80
26	1H	686	G	N9-C4-C5	-5.03	103.39	105.40
26	14	666	G	O5'-P-OP1	5.03	116.74	110.70
26	14	806	C	O5'-P-OP1	-5.03	101.17	105.70
26	14	1639	U	N3-C2-O2	-5.03	118.68	122.20
26	14	2769	C	N3-C2-O2	-5.03	118.38	121.90
1	13	587	G	C5-C6-O6	-5.03	125.58	128.60
26	1H	273(A)	G	N9-C4-C5	-5.03	103.39	105.40
26	1H	758	C	N3-C4-C5	5.03	123.91	121.90
26	1H	1305	C	N3-C4-C5	5.03	123.91	121.90

Continued on next page...

Continued from previous page...

Mol	Chain	Res	Type	Atoms	Z	Observed(°)	Ideal(°)
26	1H	2285	C	C4-C5-C6	-5.03	114.88	117.40
26	1H	2342	C	OP1-P-O3'	5.03	116.27	105.20
26	1H	2501	C	P-O3'-C3'	5.03	125.74	119.70
26	14	489	G	C5-C6-O6	-5.03	125.58	128.60
26	14	1276	A	C5-C6-N6	-5.03	119.67	123.70
26	1H	96	G	N1-C6-O6	5.03	122.92	119.90
26	1H	118	A	O4'-C1'-N9	-5.03	104.18	108.20
26	1H	835	A	C8-N9-C4	-5.03	103.79	105.80
26	1H	1346	G	N9-C4-C5	-5.03	103.39	105.40
26	1H	1704	G	C2-N3-C4	-5.03	109.39	111.90
26	1H	1896	G	N1-C6-O6	-5.03	116.88	119.90
26	1H	1914	C	C5-C4-N4	-5.03	116.68	120.20
1	1G	940	C	OP1-P-O3'	5.03	116.27	105.20
26	14	33	U	N3-C2-O2	5.03	125.72	122.20
26	14	128	C	C4-C5-C6	5.03	119.92	117.40
26	14	469	G	N1-C2-N3	-5.03	120.88	123.90
26	14	1248	G	N1-C6-O6	5.03	122.92	119.90
26	14	1575	C	OP2-P-O3'	5.03	116.27	105.20
26	14	1804	C	N3-C2-O2	-5.03	118.38	121.90
26	14	2094	G	N7-C8-N9	-5.03	110.58	113.10
1	13	945	G	N1-C2-N2	5.03	120.73	116.20
26	1H	425	G	N7-C8-N9	-5.03	110.59	113.10
1	1G	1192	C	C6-N1-C2	-5.03	118.29	120.30
23	2L	6	G	O5'-P-OP2	-5.03	101.17	105.70
26	14	795	C	N3-C2-O2	-5.03	118.38	121.90
1	13	346	G	C4-C5-C6	5.03	121.82	118.80
26	1H	130	C	N1-C2-N3	-5.03	115.68	119.20
26	1H	250	G	O4'-C1'-N9	5.03	112.22	108.20
26	1H	452	G	O5'-P-OP2	-5.03	101.18	105.70
26	1H	1224	G	C4-C5-C6	-5.03	115.78	118.80
26	1H	1229	G	N7-C8-N9	-5.03	110.59	113.10
26	1H	1673	U	N3-C2-O2	5.03	125.72	122.20
26	1H	2046	G	N3-C4-N9	5.03	129.02	126.00
26	1H	2137	C	N1-C2-O2	5.03	121.92	118.90
26	14	922	U	O4'-C1'-N1	5.03	112.22	108.20
26	14	1769	G	N9-C4-C5	-5.03	103.39	105.40
26	14	1796	U	C2-N1-C1'	-5.03	111.67	117.70
26	14	1948	G	C5-C6-O6	5.03	131.62	128.60
1	13	729	A	C2-N3-C4	5.03	113.11	110.60
1	13	890	G	O4'-C1'-N9	5.03	112.22	108.20
1	13	1502	A	C5-C6-N1	-5.03	115.19	117.70
26	1H	220	G	N1-C6-O6	5.03	122.92	119.90

Continued on next page...

Continued from previous page...

Mol	Chain	Res	Type	Atoms	Z	Observed(°)	Ideal(°)
26	1H	259	G	C5-C6-O6	-5.03	125.58	128.60
26	1H	298	G	C8-N9-C4	5.03	108.41	106.40
26	1H	809	G	O5'-P-OP2	-5.03	101.18	105.70
26	1H	1019	U	C5-C4-O4	5.03	128.91	125.90
26	1H	1502	C	C5-C4-N4	-5.03	116.68	120.20
26	1H	1781	C	N3-C4-N4	5.03	121.52	118.00
26	1H	2550	G	C8-N9-C4	-5.03	104.39	106.40
26	1H	2732	G	C6-N1-C2	-5.03	122.08	125.10
26	14	1453	A	C6-N1-C2	-5.03	115.58	118.60
26	14	1585	C	N3-C2-O2	-5.03	118.38	121.90
26	14	2024	G	C5-C6-O6	-5.03	125.58	128.60
26	14	2594	C	N3-C2-O2	5.03	125.42	121.90
45	B5	63	LYS	CG-CD-CE	5.03	126.98	111.90
26	1H	1840	G	C6-C5-N7	-5.02	127.39	130.40
26	14	80	G	O5'-P-OP1	-5.02	101.18	105.70
26	14	659	C	OP2-P-O3'	5.02	116.25	105.20
26	14	945	A	C6-N1-C2	-5.02	115.58	118.60
1	13	485	G	N1-C6-O6	5.02	122.91	119.90
26	1H	1249	U	C6-N1-C2	5.02	124.01	121.00
26	1H	1399	C	C5-C6-N1	5.02	123.51	121.00
26	1H	1496	A	C4-N9-C1'	5.02	135.34	126.30
26	1H	1597	A	OP2-P-O3'	5.02	116.25	105.20
26	1H	1810	A	C5-C6-N1	5.02	120.21	117.70
26	1H	2004	G	OP2-P-O3'	5.02	116.25	105.20
26	1H	2030	A	C5-C6-N1	5.02	120.21	117.70
1	1G	231	G	C4-C5-N7	-5.02	108.79	110.80
1	1G	1499	A	N9-C4-C5	-5.02	103.79	105.80
26	14	193	U	C6-N1-C2	5.02	124.01	121.00
26	14	1784	A	C6-C5-N7	-5.02	128.78	132.30
1	13	523	A	N9-C4-C5	-5.02	103.79	105.80
24	3K	70	C	N1-C2-O2	5.02	121.91	118.90
26	1H	275	G	N7-C8-N9	-5.02	110.59	113.10
26	1H	1135	C	C2-N1-C1'	5.02	124.32	118.80
26	1H	2577	A	N1-C6-N6	-5.02	115.59	118.60
1	13	1334	G	C8-N9-C4	-5.02	104.39	106.40
1	13	1511	G	N3-C2-N2	5.02	123.41	119.90
22	1K	74	C	C2-N1-C1'	5.02	124.32	118.80
26	1H	107	C	C6-N1-C2	5.02	122.31	120.30
26	1H	324	A	O5'-P-OP1	-5.02	101.18	105.70
26	1H	960	A	C5-C6-N6	5.02	127.72	123.70
26	1H	1174	A	C3'-C2'-C1'	-5.02	97.48	101.50
26	1H	1840	G	C2-N3-C4	-5.02	109.39	111.90

Continued on next page...

Continued from previous page...

Mol	Chain	Res	Type	Atoms	Z	Observed(°)	Ideal(°)
26	1H	2345	G	O5'-P-OP2	-5.02	101.18	105.70
26	1H	2530	A	C5-N7-C8	-5.02	101.39	103.90
26	14	195	A	N1-C2-N3	5.02	131.81	129.30
26	14	943	U	N1-C2-O2	-5.02	119.29	122.80
1	13	26	A	N7-C8-N9	-5.02	111.29	113.80
1	13	871	U	P-O3'-C3'	5.02	125.72	119.70
1	13	981	U	C5-C4-O4	-5.02	122.89	125.90
1	13	1045	C	N3-C4-C5	-5.02	119.89	121.90
26	1H	1632	A	N3-C4-C5	5.02	130.31	126.80
26	1H	1781	C	N1-C2-N3	-5.02	115.69	119.20
26	1H	1967	C	N1-C2-N3	5.02	122.71	119.20
26	1H	2818	G	C8-N9-C4	5.02	108.41	106.40
27	16	81	G	C2-N3-C4	-5.02	109.39	111.90
26	14	199	A	OP2-P-O3'	5.02	116.24	105.20
26	14	243	U	N3-C2-O2	-5.02	118.69	122.20
26	14	298	G	C4-C5-N7	5.02	112.81	110.80
26	14	333	G	N7-C8-N9	5.02	115.61	113.10
26	14	2382	G	N3-C2-N2	5.02	123.41	119.90
55	M5	48	PHE	CA-C-N	5.02	128.24	117.20
26	1H	722	A	N3-C4-C5	5.02	130.31	126.80
26	1H	2268	A	O5'-P-OP1	-5.02	101.19	105.70
26	1H	2602	A	N7-C8-N9	-5.02	111.29	113.80
26	14	1279	G	C5-C6-O6	5.02	131.61	128.60
1	13	1530	G	N1-C6-O6	5.01	122.91	119.90
26	1H	516	C	C5-C4-N4	-5.01	116.69	120.20
26	1H	531	C	OP1-P-O3'	5.01	116.23	105.20
26	1H	531	C	C2-N1-C1'	-5.01	113.28	118.80
26	1H	902	C	C5-C4-N4	5.01	123.71	120.20
26	1H	1707	G	C8-N9-C4	-5.01	104.39	106.40
26	1H	1795	C	N1-C2-O2	-5.01	115.89	118.90
26	14	1805	U	C2-N3-C4	-5.01	123.99	127.00
26	14	2233	U	OP2-P-O3'	5.01	116.23	105.20
1	13	108	G	N1-C2-N3	-5.01	120.89	123.90
26	1H	409	C	C5-C4-N4	-5.01	116.69	120.20
26	1H	2680	C	C5-C4-N4	5.01	123.71	120.20
26	14	1923	U	C6-N1-C2	-5.01	117.99	121.00
29	19	111	LEU	CA-CB-CG	5.01	126.83	115.30
1	13	502	G	C5-C6-O6	-5.01	125.59	128.60
1	13	580	U	C2-N3-C4	-5.01	123.99	127.00
1	13	739	C	N3-C2-O2	5.01	125.41	121.90
1	13	1027	C	N3-C4-C5	-5.01	119.89	121.90
22	1K	9	A	C5-C6-N6	-5.01	119.69	123.70

Continued on next page...

Continued from previous page...

Mol	Chain	Res	Type	Atoms	Z	Observed(°)	Ideal(°)
26	1H	250	G	N1-C2-N3	5.01	126.91	123.90
26	1H	1639	U	OP1-P-OP2	-5.01	112.08	119.60
26	1H	1765	C	C5-C4-N4	5.01	123.71	120.20
26	1H	1819	A	OP1-P-OP2	5.01	127.12	119.60
26	1H	1969	A	C5-C6-N1	-5.01	115.19	117.70
26	1H	2218	G	N1-C6-O6	5.01	122.91	119.90
26	1H	2257	U	N1-C2-O2	5.01	126.31	122.80
1	1G	569	C	C5-C6-N1	5.01	123.51	121.00
26	14	148	C	N3-C2-O2	5.01	125.41	121.90
26	14	2046	G	O5'-P-OP2	-5.01	101.19	105.70
1	13	400	C	N3-C2-O2	5.01	125.41	121.90
1	13	877	C	N3-C4-C5	-5.01	119.90	121.90
1	13	1493	A	C4-C5-C6	5.01	119.50	117.00
26	1H	251	A	C4-C5-C6	5.01	119.50	117.00
26	1H	563	G	C8-N9-C4	5.01	108.40	106.40
26	1H	1337	G	N3-C2-N2	5.01	123.41	119.90
22	1L	19	G	N3-C4-C5	-5.01	126.09	128.60
26	14	806	C	N1-C2-O2	5.01	121.91	118.90
26	14	809	G	C6-N1-C2	-5.01	122.09	125.10
26	14	1198	U	N3-C2-O2	-5.01	118.69	122.20
26	14	1824	G	OP2-P-O3'	5.01	116.22	105.20
26	14	2680	C	O5'-P-OP2	-5.01	101.19	105.70
1	13	21	G	C5-C6-N1	-5.01	109.00	111.50
1	13	1332	A	OP2-P-O3'	5.01	116.22	105.20
26	1H	591	C	C2-N3-C4	-5.01	117.40	119.90
26	1H	2048	G	C4-C5-N7	-5.01	108.80	110.80
26	1H	2375	G	N9-C1'-C2'	-5.01	106.49	112.00
1	1G	416	G	C4-N9-C1'	5.01	133.01	126.50
26	14	529	A	N1-C6-N6	5.01	121.61	118.60
1	13	1301	U	OP1-P-O3'	5.01	116.21	105.20
1	13	1512	U	C5-C6-N1	-5.01	120.20	122.70
26	1H	1170	G	C8-N9-C4	-5.01	104.40	106.40
26	1H	1695	G	N1-C2-N2	-5.01	111.69	116.20
26	1H	1785	A	N1-C2-N3	5.01	131.80	129.30
42	C8	12	ARG	NE-CZ-NH2	-5.01	117.80	120.30
1	1G	511	C	P-O3'-C3'	5.01	125.71	119.70
26	14	898	C	N3-C4-C5	5.01	123.90	121.90
26	14	1610	A	OP1-P-O3'	5.01	116.22	105.20
26	14	1761	C	OP1-P-OP2	5.01	127.11	119.60
26	14	2432	A	N1-C6-N6	5.01	121.60	118.60
26	1H	1303	G	O5'-P-OP2	-5.00	101.19	105.70
26	1H	1834	U	C5-C4-O4	5.00	128.90	125.90

Continued on next page...

Continued from previous page...

Mol	Chain	Res	Type	Atoms	Z	Observed(°)	Ideal(°)
26	1H	2684	U	C5-C4-O4	5.00	128.90	125.90
26	14	184	C	C6-N1-C2	5.00	122.30	120.30
26	14	2360	A	C2-N3-C4	-5.00	108.10	110.60
24	3K	2	G	N7-C8-N9	5.00	115.60	113.10
26	1H	220	G	C8-N9-C4	-5.00	104.40	106.40
26	1H	234	C	C6-N1-C2	5.00	122.30	120.30
26	1H	1937	A	C6-N1-C2	-5.00	115.60	118.60
26	1H	2460	U	C5-C6-N1	-5.00	120.20	122.70
26	1H	2564	A	C4-C5-N7	-5.00	108.20	110.70
33	51	98	LEU	CA-CB-CG	5.00	126.81	115.30
35	58	90	MET	CA-CB-CG	5.00	121.81	113.30
1	1G	480	U	C5-C6-N1	-5.00	120.20	122.70
26	14	706	A	N1-C2-N3	5.00	131.80	129.30
26	14	921	G	OP1-P-O3'	5.00	116.21	105.20
26	14	2428	G	C5-C6-O6	5.00	131.60	128.60
53	J5	51	TYR	CB-CG-CD1	5.00	124.00	121.00
26	1H	148	C	C4-C5-C6	5.00	119.90	117.40
26	1H	196	A	OP1-P-OP2	5.00	127.10	119.60
26	1H	1999	C	C2-N3-C4	-5.00	117.40	119.90
26	1H	2137	C	C2-N1-C1'	5.00	124.30	118.80
26	1H	2419	U	N3-C4-O4	5.00	122.90	119.40
26	1H	2538	C	OP1-P-OP2	5.00	127.10	119.60
26	1H	2655	G	O4'-C1'-N9	5.00	112.20	108.20
1	1G	898	G	N1-C2-N3	5.00	126.90	123.90
22	1L	65	C	C5-C6-N1	5.00	123.50	121.00
26	14	171	G	N3-C2-N2	5.00	123.40	119.90
26	14	764	A	C6-N1-C2	5.00	121.60	118.60
26	14	1453	A	C5-C6-N1	5.00	120.20	117.70
26	14	1828	G	C8-N9-C4	-5.00	104.40	106.40
26	14	2818	G	C4-C5-N7	5.00	112.80	110.80

There are no chirality outliers.

All (191) planarity outliers are listed below:

Mol	Chain	Res	Type	Group
29	11	113	VAL	Peptide
29	11	114	GLY	Peptide
29	11	122	ASP	Peptide
29	11	197	GLY	Peptide
29	11	236	GLY	Peptide
29	11	237	GLU	Peptide
29	11	27	THR	Peptide

Continued on next page...

Continued from previous page...

Mol	Chain	Res	Type	Group
29	11	29	PRO	Peptide
2	12	12	GLU	Peptide
2	12	19	HIS	Peptide
2	12	219	VAL	Peptide
2	12	22	LYS	Peptide
2	12	221	LEU	Peptide
2	12	44	LEU	Peptide
29	19	197	GLY	Peptide
29	19	237	GLU	Peptide
29	19	28	GLU	Peptide
29	19	43	ARG	Peptide
10	1A	55	LYS	Peptide
10	1A	60	ARG	Peptide
2	1E	12	GLU	Peptide
2	1E	15	VAL	Peptide
2	1E	194	PRO	Peptide
2	1E	237	ALA	Peptide
2	1E	9	GLU	Peptide
30	21	1	MET	Peptide
30	21	187	ALA	Peptide
30	21	20	ALA	Peptide
30	21	21	VAL	Peptide
30	21	56	PRO	Peptide
30	21	57	LYS	Peptide
30	21	64	LYS	Peptide
30	21	67	PHE	Peptide
30	21	78	LEU	Peptide
30	21	82	ARG	Peptide
30	29	186	GLY	Peptide
30	29	201	THR	Peptide
30	29	202	LYS	Peptide
30	29	61	ARG	Peptide
30	29	88	GLY	Peptide
30	29	89	ASP	Peptide
11	2A	49	GLY	Peptide
31	31	130	ALA	Peptide
31	31	196	LEU	Peptide
4	32	165	MET	Peptide
4	32	29	PRO	Peptide
4	32	81	GLU	Peptide
4	32	83	SER	Peptide
4	32	84	LYS	Peptide

Continued on next page...

Continued from previous page...

Mol	Chain	Res	Type	Group
4	32	85	LYS	Peptide
37	35	110	TYR	Peptide
37	35	18	ARG	Peptide
37	35	36	LYS	Peptide
37	35	70	GLN	Peptide
31	39	12	LEU	Peptide
31	39	127	GLU	Peptide
31	39	15	SER	Peptide
31	39	166	ALA	Peptide
31	39	20	LEU	Peptide
31	39	24	LEU	Peptide
31	39	25	PRO	Peptide
31	39	82	ILE	Peptide
31	39	89	VAL	Peptide
4	3E	151	LYS	Peptide
4	3E	82	ALA	Peptide
12	3I	47	LYS	Peptide
12	3I	87	GLY	Peptide
5	42	23	GLY	Peptide
38	45	134	ARG	Peptide
38	45	135	ASP	Peptide
38	45	58	PHE	Peptide
38	45	80	GLU	Peptide
38	45	86	GLY	Peptide
38	45	87	LYS	Peptide
32	49	117	PHE	Peptide
32	49	13	GLU	Peptide
32	49	142	PRO	Peptide
13	4A	100	GLY	Peptide
13	4A	11	ARG	Peptide
13	4A	115	LYS	Peptide
13	4A	83	ASP	Peptide
13	4A	94	ARG	Peptide
13	4I	105	THR	Peptide
13	4I	107	ALA	Peptide
33	51	12	PRO	Peptide
33	51	137	ASP	Peptide
33	51	152	ARG	Peptide
33	51	156	ALA	Peptide
33	51	3	ARG	Peptide
33	51	91	GLY	Peptide
39	55	106	GLY	Peptide

Continued on next page...

Continued from previous page...

Mol	Chain	Res	Type	Group
35	58	6	PRO	Peptide
33	59	150	ALA	Peptide
33	59	155	SER	Peptide
33	59	159	GLU	Peptide
33	59	171	LEU	Peptide
33	59	52	VAL	Peptide
14	5A	27	CYS	Peptide
14	5I	3	ARG	Peptide
34	61	11	ASN	Peptide
34	61	114	LEU	Peptide
34	61	134	PRO	Peptide
34	61	82	ARG	Peptide
7	62	87	VAL	Peptide
40	65	55	ALA	Peptide
40	65	59	LYS	Peptide
34	69	101	LEU	Peptide
34	69	112	LYS	Peptide
34	69	142	VAL	Peptide
34	69	75	LEU	Peptide
28	71	178	ALA	Peptide
28	71	180	PHE	Peptide
28	71	218	MET	Peptide
8	72	74	PRO	Peptide
41	75	12	SER	Peptide
37	78	11	GLY	Peptide
37	78	115	LEU	Peptide
37	78	13	ASN	Peptide
37	78	19	VAL	Peptide
37	78	24	GLY	Peptide
37	78	36	LYS	Peptide
37	78	70	GLN	Peptide
9	82	117	HIS	Peptide
42	85	72	HIS	Peptide
42	85	90	VAL	Peptide
42	85	98	LEU	Peptide
42	85	99	ALA	Peptide
38	88	21	THR	Peptide
38	88	24	GLY	Peptide
38	88	58	PHE	Peptide
43	95	44	LYS	Peptide
43	95	49	THR	Peptide
43	95	52	VAL	Peptide

Continued on next page...

Continued from previous page...

Mol	Chain	Res	Type	Group
39	98	2	ARG	Peptide
39	98	44	LEU	Peptide
44	A5	43	GLY	Peptide
40	A8	110	LEU	Peptide
19	AA	12	ASP	Peptide
19	AA	13	ASP	Peptide
19	AI	6	LYS	Peptide
19	AI	7	LYS	Peptide
45	B5	61	GLY	Peptide
41	B8	12	SER	Peptide
41	B8	58	ASN	Peptide
20	BA	101	GLY	Peptide
20	BA	11	SER	Peptide
20	BA	72	LEU	Peptide
20	BI	12	ALA	Peptide
20	BI	96	GLY	Peptide
46	C5	39	VAL	Peptide
46	C5	50	ARG	Peptide
46	C5	81	LYS	Peptide
46	C5	91	GLU	Peptide
42	C8	90	VAL	Peptide
42	C8	92	ARG	Peptide
42	C8	95	LEU	Peptide
42	C8	96	ALA	Peptide
47	D5	159	PRO	Peptide
43	D8	36	PRO	Peptide
43	D8	44	LYS	Peptide
43	D8	48	GLY	Peptide
49	F5	85	LEU	Peptide
45	F8	2	LYS	Peptide
45	F8	24	GLY	Peptide
45	F8	3	THR	Peptide
50	G5	17	SER	Peptide
50	G5	42	GLY	Peptide
50	G5	43	GLN	Peptide
46	G8	101	LYS	Peptide
46	G8	104	GLY	Peptide
46	G8	53	PRO	Peptide
46	G8	54	LYS	Peptide
46	G8	80	GLY	Peptide
46	G8	84	ARG	Peptide
46	G8	94	LYS	Peptide

Continued on next page...

Continued from previous page...

Mol	Chain	Res	Type	Group
47	H8	164	ALA	Peptide
47	H8	165	VAL	Peptide
47	H8	59	LEU	Peptide
47	H8	63	ASP	Peptide
49	J8	75	GLU	Peptide
50	K8	15	LYS	Peptide
50	K8	17	SER	Peptide
50	K8	46	GLN	Peptide
55	M5	40	GLU	Peptide
52	M8	35	VAL	Peptide
52	M8	38	LYS	Peptide
52	M8	39	CYS	Peptide
52	M8	40	HIS	Peptide
54	P8	45	ALA	Peptide
55	Q8	49	VAL	Peptide
55	Q8	52	LYS	Peptide

5.2 Too-close contacts

In the following table, the Non-H and H(model) columns list the number of non-hydrogen atoms and hydrogen atoms in the chain respectively. The H(added) column lists the number of hydrogen atoms added and optimized by MolProbity. The Clashes column lists the number of clashes within the asymmetric unit, whereas Symm-Clashes lists symmetry related clashes.

Mol	Chain	Non-H	H(model)	H(added)	Clashes	Symm-Clashes
1	13	32157	0	16234	901	0
1	1G	32391	0	16353	955	1
2	12	1721	0	1758	123	0
2	1E	1874	0	1926	124	0
3	22	1541	0	1606	89	0
3	2E	1605	0	1668	68	0
4	32	1702	0	1765	145	0
4	3E	1698	0	1760	124	0
5	42	1134	0	1200	78	0
5	4E	1142	0	1204	67	0
6	52	842	0	857	29	0
6	5E	837	0	852	43	0
7	62	1110	0	1163	63	0
7	6E	1242	0	1286	49	0
8	72	1107	0	1165	63	0
8	7E	1115	0	1177	71	0
9	82	953	0	983	91	0

Continued on next page...

Continued from previous page...

Mol	Chain	Non-H	H(model)	H(added)	Clashes	Symm-Clashes
9	8E	1000	0	1031	64	0
10	1A	646	0	662	42	0
10	1I	734	0	761	48	0
11	2A	835	0	847	36	0
11	2I	823	0	833	42	0
12	3A	956	0	1046	70	0
12	3I	956	0	1046	49	0
13	4A	893	0	946	71	0
13	4I	942	0	997	66	0
14	5A	486	0	525	50	0
14	5I	491	0	529	31	0
15	6A	729	0	768	29	0
15	6I	729	0	768	40	0
16	7A	705	0	725	44	0
16	7I	700	0	720	53	0
17	8A	823	0	891	39	0
17	8I	834	0	904	55	0
18	9A	544	0	605	22	0
18	9I	549	0	607	29	0
19	AA	481	0	468	45	0
19	AI	658	0	678	51	0
20	BA	762	0	861	44	0
20	BI	746	0	843	60	0
21	1B	188	0	195	11	0
21	1F	199	0	208	15	0
22	1K	1477	0	758	51	0
22	1L	1563	0	799	55	0
23	2K	1646	0	844	33	0
23	2L	1646	0	844	58	0
24	3K	1611	0	817	79	0
24	3L	1611	0	817	54	0
25	4K	439	0	219	11	0
25	4L	395	0	196	12	0
26	14	61630	0	31073	1520	1
26	1H	61028	0	30758	1551	0
27	16	2617	0	1328	65	0
27	1J	2617	0	1328	87	0
28	71	1033	0	1048	76	0
28	79	456	0	460	51	0
29	11	2120	0	2197	142	0
29	19	2125	0	2199	130	0
30	21	1558	0	1623	113	0

Continued on next page...

Continued from previous page...

Mol	Chain	Non-H	H(model)	H(added)	Clashes	Symm-Clashes
30	29	1563	0	1629	130	0
31	31	1585	0	1632	103	0
31	39	1602	0	1649	134	0
32	41	1457	0	1514	106	0
32	49	1458	0	1515	81	0
33	51	1312	0	1384	72	0
33	59	539	0	563	38	0
34	61	1136	0	1223	58	0
34	69	1131	0	1218	60	0
35	15	1104	0	1180	40	0
35	58	1104	0	1180	69	0
36	25	932	0	996	44	0
36	68	932	0	996	42	0
37	35	1122	0	1206	96	0
37	78	1122	0	1206	105	0
38	45	1099	0	1154	88	0
38	88	1113	0	1157	60	0
39	55	967	0	1033	65	0
39	98	967	0	1033	54	0
40	65	876	0	938	76	0
40	A8	881	0	943	58	0
41	75	1109	0	1170	64	0
41	B8	1101	0	1158	61	0
42	85	959	0	1019	64	0
42	C8	950	0	1011	65	0
43	95	774	0	849	64	0
43	D8	774	0	849	56	0
44	A5	886	0	948	31	0
44	E8	890	0	951	30	0
45	B5	735	0	785	37	0
45	F8	743	0	794	32	0
46	C5	799	0	888	67	0
46	G8	796	0	886	60	0
47	D5	1074	0	1087	75	0
47	H8	1373	0	1402	79	0
48	E5	608	0	622	33	0
48	I8	606	0	625	29	0
49	F5	737	0	813	52	0
49	J8	737	0	813	29	0
50	G5	568	0	614	43	0
50	K8	568	0	614	39	0
51	H5	459	0	512	11	0

Continued on next page...

Continued from previous page...

Mol	Chain	Non-H	H(model)	H(added)	Clashes	Symm-Clashes
51	L8	459	0	512	13	0
52	M8	366	0	370	51	0
53	J5	434	0	454	23	0
53	N8	369	0	388	24	0
54	L5	401	0	436	21	0
54	P8	401	0	436	21	0
55	M5	516	0	582	35	0
55	Q8	516	0	582	39	0
56	13	131	0	0	0	0
56	14	382	0	0	0	0
56	16	11	0	0	0	0
56	1G	81	0	0	0	0
56	1H	429	0	0	0	0
56	1J	5	0	0	0	0
56	1K	1	0	0	0	0
56	21	2	0	0	0	0
56	29	1	0	0	0	0
56	2K	3	0	0	0	0
56	2L	3	0	0	0	0
56	35	1	0	0	0	0
56	39	1	0	0	0	0
56	3E	1	0	0	0	0
56	3I	1	0	0	0	0
56	3K	1	0	0	0	0
56	41	1	0	0	0	0
56	45	3	0	0	0	0
56	4K	1	0	0	0	0
56	5E	1	0	0	0	0
56	5I	1	0	0	0	0
56	78	1	0	0	0	0
56	85	1	0	0	0	0
56	88	2	0	0	0	0
56	C5	1	0	0	0	0
56	E5	1	0	0	0	0
56	I8	3	0	0	0	0
56	L8	1	0	0	0	0
56	P8	1	0	0	0	0
56	Q8	1	0	0	0	0
57	13	42	0	45	3	0
57	1G	42	0	45	2	0
58	32	8	0	0	3	0
58	3E	8	0	0	3	0

Continued on next page...

Continued from previous page...

Mol	Chain	Non-H	H(model)	H(added)	Clashes	Symm-Clashes
59	5A	1	0	0	0	0
59	5I	1	0	0	0	0
59	C5	1	0	0	0	0
59	G8	1	0	0	0	0
60	11	10	0	0	3	0
60	13	144	0	0	15	0
60	14	367	0	0	32	0
60	16	22	0	0	1	0
60	19	8	0	0	0	0
60	1G	68	0	0	4	0
60	1H	540	0	0	71	0
60	1I	2	0	0	0	0
60	1J	12	0	0	3	0
60	29	2	0	0	1	0
60	31	7	0	0	0	0
60	32	2	0	0	0	0
60	35	2	0	0	0	0
60	39	3	0	0	1	0
60	3E	2	0	0	1	0
60	3K	1	0	0	0	0
60	4K	3	0	0	1	0
60	55	2	0	0	2	0
60	58	2	0	0	0	0
60	5I	2	0	0	0	0
60	6I	1	0	0	0	0
60	78	4	0	0	1	0
60	7I	1	0	0	0	0
60	98	1	0	0	1	0
60	BI	1	0	0	0	0
60	G8	1	0	0	0	0
60	H5	1	0	0	0	0
60	I8	2	0	0	0	0
60	L5	1	0	0	0	0
60	L8	3	0	0	1	0
60	P8	1	0	0	0	0
All	All	294257	0	196338	9801	1

The all-atom clashscore is defined as the number of clashes found per 1000 atoms (including hydrogen atoms). The all-atom clashscore for this structure is 21.

All (9801) close contacts within the same asymmetric unit are listed below, sorted by their clash magnitude.

Atom-1	Atom-2	Interatomic distance (Å)	Clash overlap (Å)
26:1H:943:U:OP2	37:78:36:LYS:NZ	1.64	1.30
31:39:38:ARG:NH2	31:39:99:TYR:CE1	1.96	1.30
44:E8:92:ARG:NH1	44:E8:94:ASP:OD1	1.71	1.22
35:58:49:GLY:O	35:58:119:ARG:NH1	1.77	1.16
29:11:183:ARG:NH1	29:11:269:PHE:HB2	1.61	1.15
31:39:38:ARG:NH2	31:39:99:TYR:HE1	1.35	1.12
31:39:38:ARG:NE	31:39:99:TYR:OH	1.80	1.12
26:14:606:U:OP1	31:39:104:LYS:HD3	1.50	1.08
26:14:606:U:OP2	31:39:104:LYS:HE2	1.51	1.07
37:78:49:ARG:NH1	55:Q8:61:LEU:CD2	2.17	1.07
12:3A:41:ARG:HH22	12:3A:57:LYS:HE2	0.91	1.07
47:D5:53:ILE:HG22	47:D5:71:VAL:HG23	1.38	1.06
29:19:262:ARG:HD3	29:19:262:ARG:H	1.14	1.06
32:49:59:GLU:OE1	32:49:153:ARG:NH2	1.90	1.05
26:1H:1359:A:N1	26:1H:1372:U:N3	2.05	1.04
29:11:29:PRO:HB2	29:11:30:GLU:HA	1.35	1.04
10:1I:64:GLU:OE1	14:5I:59:ALA:HB2	1.57	1.03
27:16:44:G:OP1	52:M8:1:MET:SD	2.16	1.03
12:3A:41:ARG:NH2	12:3A:57:LYS:HE2	1.74	1.01
50:K8:4:SER:HB2	50:K8:7:ARG:HG2	1.38	1.01
12:3A:39:VAL:HG11	12:3A:41:ARG:NH2	1.74	1.00
43:95:85:LYS:HG3	43:95:87:HIS:H	1.26	1.00
50:G5:50:ILE:HD12	50:G5:51:ARG:H	1.25	1.00
27:16:44:G:OP1	52:M8:1:MET:CE	2.10	0.99
1:13:1502:A:H2	1:13:1505:G:H1	1.09	0.99
1:13:1346:A:H5"	9:8E:120:ARG:HH12	1.27	0.99
37:78:101:VAL:HG12	37:78:106:LEU:HD12	1.45	0.99
32:49:34:LEU:C	32:49:35:GLU:OE2	2.01	0.98
26:14:1757:U:H3	26:14:1762:A:H2	1.11	0.98
29:11:146:GLU:HB2	29:11:189:CYS:HB3	1.42	0.98
26:1H:862:G:OP2	60:1H:3502:HOH:O	1.79	0.97
26:1H:2849:U:OP2	41:B8:95:ARG:NH1	1.97	0.96
13:4I:3:ARG:HB3	13:4I:9:ILE:HG12	1.47	0.96
2:12:91:PRO:HG2	2:12:155:LEU:HG	1.44	0.96
51:L8:10:LYS:NZ	60:L8:201:HOH:O	1.97	0.96
26:14:602:G:N2	26:14:655:A:N7	2.12	0.96
29:11:182:LEU:H	29:11:272:ALA:HB3	1.30	0.96
26:14:606:U:P	31:39:104:LYS:HD3	2.06	0.95
55:M5:48:PHE:HB2	55:M5:49:VAL:HG22	1.45	0.95
2:1E:60:ASP:HB3	2:1E:64:ARG:HH21	1.31	0.95
1:13:1422:G:H5"	36:68:48:PRO:HB3	1.47	0.95
33:59:171:LEU:HD13	33:59:172:LYS:H	1.29	0.95

Continued on next page...

Continued from previous page...

Atom-1	Atom-2	Interatomic distance (Å)	Clash overlap (Å)
28:79:49:ILE:HG21	28:79:204:ALA:HB1	1.48	0.95
2:12:220:ASP:HB2	2:12:224:GLN:HG3	1.48	0.95
33:59:72:ILE:HA	33:59:75:ALA:HB3	1.48	0.95
26:1H:2714:G:OP2	60:1H:3501:HOH:O	1.84	0.95
13:4A:13:LYS:HD3	13:4A:14:ARG:H	1.31	0.95
47:D5:53:ILE:HG13	47:D5:54:HIS:HD2	1.32	0.95
5:42:24:ARG:NH2	25:4L:23:A:N7	2.14	0.94
26:1H:442:G:H1'	31:31:48:THR:HG21	1.48	0.94
26:1H:2032:G:H21	30:21:146:THR:HG23	1.30	0.94
26:1H:1899:G:N2	26:1H:1902:C:H41	1.65	0.94
26:1H:2502:G:OP2	60:1H:3503:HOH:O	1.84	0.94
26:14:2292:C:OP1	40:65:17:ARG:NH2	2.01	0.94
1:13:547:A:OP1	4:3E:73:ARG:NH2	2.01	0.94
19:AI:18:LYS:NZ	19:AI:22:LEU:HD13	1.81	0.94
30:21:116:VAL:HG11	30:21:138:PRO:HB3	1.50	0.94
26:1H:2308:G:H1	26:1H:2311:A:H2	1.11	0.94
7:62:113:GLU:HB2	7:62:119:ARG:HG2	1.48	0.94
3:2E:123:GLN:HE22	3:2E:136:GLN:HE21	1.16	0.93
26:1H:2469:A:H2	26:1H:2481:G:H21	1.05	0.93
24:3L:18:G:H1	24:3L:55:U:HO2'	1.05	0.93
26:14:517:C:OP1	53:J5:16:ARG:NH2	2.02	0.93
1:13:1305:G:N2	1:13:1331:G:H2'	1.83	0.93
2:12:11:LEU:HG	2:12:217:ARG:HH22	1.30	0.93
37:35:52:GLU:N	37:35:52:GLU:OE2	2.02	0.93
26:1H:1728:G:H3'	26:1H:1729:A:H5'	1.50	0.93
26:1H:620:G:H4'	26:1H:621:A:H5''	1.49	0.92
38:45:25:ASP:HB3	38:45:102:VAL:H	1.34	0.92
22:1L:1:G:H1	22:1L:72:C:H42	1.17	0.92
19:AI:18:LYS:NZ	19:AI:18:LYS:O	2.02	0.92
29:11:183:ARG:HH12	29:11:269:PHE:HB2	1.30	0.92
22:1K:76:A:H8	26:1H:2583:G:H21	1.17	0.92
26:14:1899:G:H22	26:14:1902:C:H41	1.14	0.91
45:B5:41:ASN:HA	45:B5:44:GLU:HB2	1.52	0.91
46:C5:50:ARG:HB3	46:C5:53:PRO:HD3	1.50	0.91
10:II:64:GLU:OE1	14:5I:59:ALA:CB	2.17	0.91
1:1G:1348:U:H3	1:1G:1374:A:H2	1.18	0.91
39:98:33:ARG:HG3	39:98:115:GLU:HB3	1.51	0.91
44:E8:92:ARG:HH12	44:E8:94:ASP:CG	1.72	0.91
1:13:542:G:OP1	4:3E:10:ARG:NH2	2.04	0.90
23:2L:50:G:H1	23:2L:66:C:H42	1.16	0.90
38:88:139:GLU:HG3	47:H8:122:ARG:HH12	1.36	0.90

Continued on next page...

Continued from previous page...

Atom-1	Atom-2	Interatomic distance (Å)	Clash overlap (Å)
28:71:38:ASP:HB3	28:71:177:LYS:HD3	1.53	0.90
26:14:1022:G:O2'	26:14:1023:U:OP2	1.89	0.90
26:1H:780:G:H21	26:1H:783:A:H62	1.18	0.90
26:14:780:G:H21	26:14:783:A:H62	1.16	0.90
27:16:15:A:H5'	27:16:16:G:C8	2.07	0.90
18:9I:38:GLU:HA	18:9I:41:LYS:HZ2	1.33	0.90
4:3E:86:LYS:HB3	4:3E:87:GLY:HA3	1.53	0.90
40:65:64:GLU:O	40:65:68:GLN:NE2	2.05	0.90
37:78:49:ARG:NH1	55:Q8:61:LEU:HD22	1.87	0.89
26:14:662:G:H5'	37:35:15:ARG:HA	1.52	0.89
1:1G:147:G:H1	1:1G:175:C:H42	1.20	0.89
39:98:103:ARG:NH1	39:98:108:GLY:O	2.05	0.89
35:58:47:ALA:HB2	35:58:112:LEU:HD11	1.55	0.89
26:14:676:A:H8	26:14:2069:G:H21	1.19	0.89
1:1G:998:G:N2	1:1G:1043:C:N3	2.19	0.89
1:13:974:A:OP2	14:5I:41:ARG:NH1	2.05	0.89
26:14:974:G:O2'	26:14:975:G:N7	2.04	0.89
26:1H:1899:G:H22	26:1H:1902:C:H41	0.90	0.89
26:14:270(Q):C:OP1	34:69:45:LYS:NZ	2.05	0.89
26:14:275:G:N2	26:14:276:A:N7	2.21	0.88
9:82:112:LYS:HA	9:82:119:ALA:HB2	1.56	0.88
46:G8:85:VAL:HG23	46:G8:96:ILE:HG13	1.54	0.88
26:14:141:A:H8	26:14:1595:G:H21	1.18	0.88
33:51:30:LYS:HE2	33:51:81:GLU:H	1.38	0.88
27:16:80:U:H2'	27:16:81:G:H21	1.38	0.88
24:3L:27:G:H22	24:3L:44:U:H3	1.21	0.88
32:49:151:ALA:H	32:49:153:ARG:HH12	1.21	0.88
26:1H:2683:C:OP1	41:B8:53:ARG:NH2	2.05	0.88
1:13:664:G:H22	1:13:741:G:H1	1.20	0.88
4:32:18:LYS:NZ	58:32:301:SF4:S4	2.47	0.88
47:H8:77:ASP:OD2	47:H8:80:ARG:NH1	2.05	0.88
26:1H:676:A:H8	26:1H:2069:G:H21	1.22	0.88
26:1H:1899:G:H22	26:1H:1902:C:N4	1.71	0.88
2:12:18:GLY:O	2:12:19:HIS:ND1	2.06	0.88
17:8A:48:GLU:HB2	17:8A:50:LYS:HB2	1.53	0.88
2:12:19:HIS:CE1	2:12:204:ASN:HB3	2.08	0.88
9:82:53:VAL:HG13	9:82:95:LYS:HZ2	1.39	0.88
39:55:3:HIS:NE2	60:55:201:HOH:O	2.06	0.88
26:1H:733:G:OP2	60:1H:3504:HOH:O	1.92	0.87
28:71:177:LYS:HE3	28:71:179:SER:H	1.39	0.87
26:14:631:A:OP2	55:M5:47:LYS:NZ	2.07	0.87

Continued on next page...

Continued from previous page...

Atom-1	Atom-2	Interatomic distance (Å)	Clash overlap (Å)
41:75:77:PRO:HG2	41:75:80:SER:HB3	1.57	0.87
42:85:92:ARG:HH22	43:95:10:LYS:HA	1.38	0.87
1:1G:1047:G:H1	1:1G:1210:C:H42	1.21	0.87
4:32:82:ALA:HA	4:32:85:LYS:HB2	1.57	0.87
43:D8:35:LEU:HB3	43:D8:57:VAL:HG13	1.56	0.87
10:1I:61:GLU:OE2	14:5I:45:ARG:NH1	2.07	0.87
5:4E:11:ILE:HG13	5:4E:31:LEU:HB3	1.56	0.86
26:14:606:U:OP2	31:39:104:LYS:CE	2.23	0.86
26:14:2836:U:H2'	26:14:2837:G:C8	2.10	0.86
1:13:1286:A:H2'	1:13:1287:A:H4'	1.55	0.86
26:1H:2312:U:H5'	32:41:88:ILE:HD13	1.58	0.86
1:13:143:A:H5''	1:13:144:G:H5'	1.56	0.86
26:1H:452:G:OP2	60:1H:3505:HOH:O	1.92	0.86
36:25:2:ILE:HD12	36:25:6:THR:HG21	1.57	0.86
1:13:235:C:H5'	17:8I:70:ARG:HG2	1.57	0.86
26:14:511:U:H3'	26:14:512:G:H5''	1.54	0.86
26:14:945:A:N3	60:14:3409:HOH:O	2.09	0.86
2:1E:80:ILE:HG12	2:1E:212:GLN:HB2	1.57	0.86
1:13:619:U:H3	4:3E:134:ASP:HB2	1.40	0.86
19:AI:40:ILE:HG23	19:AI:41:VAL:HG13	1.56	0.86
1:13:1367:C:H5'	10:1I:60:ARG:HH11	1.41	0.86
20:BI:69:GLY:O	20:BI:73:HIS:NE2	2.08	0.86
26:1H:1525:G:H2'	26:1H:1526:G:H8	1.41	0.86
47:H8:105:VAL:HG13	47:H8:140:ASP:HB3	1.57	0.86
37:78:49:ARG:HH11	55:Q8:61:LEU:HD21	1.38	0.85
12:3A:60:LEU:HD23	12:3A:64:TYR:HB3	1.58	0.85
4:32:3:ARG:HE	4:32:118:ARG:NE	1.74	0.85
31:39:38:ARG:HE	31:39:99:TYR:HH	1.20	0.85
26:14:1899:G:H22	26:14:1902:C:N4	1.74	0.85
39:55:33:ARG:NH1	39:55:115:GLU:OE2	2.08	0.85
9:8E:47:LEU:HD12	9:8E:50:LEU:HD12	1.58	0.85
8:72:29:SER:HB3	8:72:32:LYS:HG3	1.58	0.85
26:1H:1441:G:H2'	26:1H:1442:G:H8	1.39	0.85
41:B8:3:ARG:HB2	41:B8:6:LEU:HB2	1.57	0.85
1:1G:108:G:OP1	1:1G:326:G:N2	2.10	0.85
20:BI:73:HIS:HB3	20:BI:74:LYS:HG2	1.59	0.85
26:1H:2781:A:H5''	26:1H:2782:G:H5'	1.59	0.85
26:14:938:G:OP2	55:M5:52:LYS:NZ	2.10	0.85
1:1G:926:G:N2	25:4L:15:A:OP2	2.08	0.85
1:1G:1441:G:H5''	1:1G:1442:G:H5'	1.56	0.85
26:1H:1385:G:HO2'	26:1H:1396:U:H6	1.22	0.85

Continued on next page...

Continued from previous page...

Atom-1	Atom-2	Interatomic distance (Å)	Clash overlap (Å)
31:39:6:VAL:HB	31:39:124:LEU:HA	1.59	0.84
26:1H:1534:G:N1	26:1H:1539:G:N3	2.24	0.84
8:7E:82:HIS:CE1	8:7E:138:TRP:CE2	2.65	0.84
31:39:25:PRO:HB2	31:39:27:GLU:H	1.41	0.84
40:65:12:PHE:O	40:65:16:ASN:ND2	2.10	0.84
43:95:37:VAL:HG21	43:95:57:VAL:HG22	1.58	0.84
37:78:39:LYS:HA	37:78:45:LEU:CD1	2.06	0.84
26:14:843:G:H1	26:14:935:C:H42	1.24	0.84
1:1G:961:U:O2	1:1G:1201:A:N6	2.11	0.84
52:M8:37:SER:OG	52:M8:42:PHE:CD1	2.28	0.84
10:1I:75:ILE:HD12	10:1I:76:ASN:H	1.41	0.84
4:32:23:GLY:N	4:32:26:CYS:SG	2.50	0.84
26:1H:1675:C:OP2	60:1H:3508:HOH:O	1.95	0.84
22:1K:25:C:N4	22:1K:26:A:N3	2.26	0.84
47:D5:91:LEU:HD13	47:D5:130:PRO:HG3	1.60	0.84
18:9A:53:ARG:HG3	18:9A:63:GLN:HE21	1.40	0.84
31:31:6:VAL:HG11	31:31:119:ARG:HA	1.58	0.84
26:14:879:G:O2'	26:14:898:C:N4	2.11	0.84
19:AI:41:VAL:HG11	19:AI:67:VAL:HA	1.60	0.83
31:39:53:THR:HG22	31:39:56:GLU:HG3	1.59	0.83
26:1H:910:A:N7	38:88:13:GLN:HG3	1.92	0.83
42:85:98:LEU:HB2	42:85:102:GLU:HB2	1.60	0.83
30:29:81:ILE:HG22	30:29:82:ARG:H	1.43	0.83
1:13:1028(B):C:O2	1:13:1032:A:N6	2.11	0.83
53:N8:41:PRO:O	53:N8:44:THR:OG1	1.96	0.83
26:14:71:A:H3'	26:14:71:A:OP2	1.77	0.83
47:H8:9:TYR:HE2	47:H8:35:ARG:HH11	1.23	0.83
22:1K:7:U:O4	22:1K:66:A:N6	2.11	0.83
4:3E:165:MET:SD	4:3E:168:ARG:NH1	2.51	0.83
32:49:35:GLU:OE2	32:49:35:GLU:N	2.11	0.83
26:1H:761:A:OP1	60:1H:3509:HOH:O	1.96	0.83
10:1A:17:ASP:OD1	10:1A:70:ARG:NH1	2.11	0.83
29:19:182:LEU:H	29:19:272:ALA:HB3	1.42	0.83
10:1I:24:VAL:O	10:1I:28:ARG:N	2.11	0.83
26:14:2012:G:H4'	44:A5:96:ILE:HD11	1.59	0.83
1:13:837:G:OP2	1:13:842:C:N4	2.10	0.83
26:1H:1533:C:H3'	26:1H:1534:G:H5''	1.59	0.82
1:1G:838:G:N2	1:1G:848:C:N3	2.26	0.82
2:12:130:ARG:O	2:12:135:GLN:NE2	2.12	0.82
26:1H:1405:U:H2'	26:1H:1406:U:C6	2.14	0.82
1:13:812:C:N3	60:13:1805:HOH:O	2.12	0.82

Continued on next page...

Continued from previous page...

Atom-1	Atom-2	Interatomic distance (Å)	Clash overlap (Å)
22:1K:52:G:N2	22:1K:62:C:N3	2.26	0.82
4:32:157:LEU:O	4:32:161:ASN:ND2	2.12	0.82
26:14:2380:C:P	40:65:20:ARG:HH12	2.01	0.82
26:14:2379:G:O3'	40:65:20:ARG:NH1	2.12	0.82
24:3K:8:U:N3	24:3K:15:G:O6	2.13	0.82
47:D5:76:LEU:HA	47:D5:83:PRO:HA	1.61	0.82
1:1G:54:C:N4	1:1G:353:A:OP2	2.12	0.82
26:1H:993:G:OP1	42:C8:50:ARG:NH2	2.12	0.82
14:5A:29:ARG:HG3	14:5A:31:ARG:H	1.43	0.82
28:79:43:VAL:HG22	28:79:224:ILE:HD13	1.62	0.82
50:G5:47:ASN:O	50:G5:49:LYS:N	2.12	0.82
26:14:34:C:HO2'	26:14:35:G:H8	1.27	0.82
26:1H:780:G:H21	26:1H:783:A:N6	1.77	0.82
8:7E:20:TYR:HE2	8:7E:75:ARG:HD2	1.43	0.82
26:14:1899:G:N2	26:14:1902:C:H41	1.78	0.81
1:1G:1070:U:OP1	5:42:25:ARG:NH1	2.12	0.81
1:1G:1256:A:H62	1:1G:1277:C:H3'	1.45	0.81
26:14:2176:A:O2'	28:79:44:HIS:ND1	2.11	0.81
26:1H:71:A:H2	45:F8:31:HIS:HE2	1.27	0.81
31:31:6:VAL:HG21	31:31:119:ARG:HB2	1.60	0.81
26:1H:900:A:H3'	26:1H:901:A:H8	1.45	0.81
26:14:2140:C:O2	26:14:2151:G:N2	2.13	0.81
13:4A:81:LEU:HD11	13:4A:86:CYS:SG	2.21	0.81
26:14:2649:U:H3	26:14:2671:A:H61	1.25	0.81
26:1H:2135:A:N6	26:1H:2156:G:O2'	2.13	0.81
26:1H:2305:A:O2'	32:41:136:ARG:NH1	2.13	0.81
1:1G:474:G:H2'	1:1G:475:G:C8	2.16	0.81
1:1G:235:C:H5'	17:8A:70:ARG:HG2	1.60	0.81
27:1J:80:U:H2'	27:1J:81:G:H21	1.44	0.81
26:14:2392:A:H2	26:14:2424:C:H42	1.28	0.81
31:39:4:VAL:HA	31:39:19:GLU:HB3	1.61	0.81
37:78:39:LYS:HA	37:78:45:LEU:HD13	1.61	0.81
1:13:1455:G:H5''	20:BI:31:SER:HB2	1.62	0.81
1:13:1292:U:OP1	7:6E:41:ARG:NH2	2.13	0.81
26:1H:1639:U:OP1	60:1H:3510:HOH:O	1.97	0.81
1:1G:1256:A:N6	1:1G:1278:U:OP2	2.13	0.81
4:3E:107:ARG:HH22	4:3E:194:LEU:HD22	1.44	0.81
46:C5:28:LYS:O	46:C5:38:ILE:HG13	1.80	0.81
26:14:1022:G:H22	26:14:1142(A):A:H2	1.27	0.81
8:7E:109:ILE:HG23	8:7E:137:VAL:HG23	1.60	0.81
26:1H:2588:G:OP1	60:1H:3511:HOH:O	1.99	0.81

Continued on next page...

Continued from previous page...

Atom-1	Atom-2	Interatomic distance (Å)	Clash overlap (Å)
37:35:98:GLU:HA	37:35:101:VAL:HG12	1.63	0.81
26:14:1653:G:H3'	39:55:2:ARG:HG2	1.63	0.81
26:14:1048:A:N6	26:14:1112:G:O2'	2.13	0.81
26:14:1037:G:N2	26:14:1118:C:O2	2.14	0.81
2:1E:211:ILE:HA	2:1E:214:ILE:HD12	1.61	0.81
26:1H:1021:A:H62	26:1H:1141:U:H3	1.28	0.81
30:29:35:GLN:NE2	30:29:37:ARG:NH2	2.28	0.81
26:14:751:A:H5'	44:A5:90:ARG:HA	1.62	0.80
55:M5:22:VAL:HB	55:M5:55:ALA:HB1	1.62	0.80
1:1G:1248:A:N3	9:82:70:LYS:NZ	2.30	0.80
31:39:123:LEU:O	31:39:125:LEU:N	2.14	0.80
37:78:49:ARG:NH1	55:Q8:61:LEU:HD21	1.93	0.80
22:1L:2:G:N2	22:1L:71:C:N3	2.29	0.80
27:16:44:G:P	52:M8:1:MET:SD	2.80	0.80
7:62:116:ALA:HA	7:62:119:ARG:HE	1.45	0.80
5:42:137:GLU:O	5:42:141:GLN:HG2	1.82	0.80
38:88:104:PHE:HE2	38:88:125:LEU:HD11	1.46	0.80
12:3A:41:ARG:HH22	12:3A:57:LYS:CE	1.85	0.80
26:14:1532:C:H42	26:14:1539:G:H1	1.28	0.80
2:1E:33:TYR:HB2	2:1E:43:ASP:HB2	1.64	0.80
23:2L:8:4SU:O2	23:2L:14:A:N6	2.13	0.80
1:1G:1028(B):C:O2	1:1G:1030:C:N4	2.14	0.80
26:14:1315:C:OP2	60:14:3402:HOH:O	2.00	0.80
26:1H:1578:U:OP2	60:1H:3512:HOH:O	1.99	0.80
44:A5:20:VAL:HA	44:A5:23:LEU:HD23	1.62	0.80
26:14:1041:C:O2	26:14:1114:G:N2	2.14	0.80
26:14:249:C:OP1	60:14:3401:HOH:O	1.98	0.80
10:1A:80:LYS:O	10:1A:84:GLN:NE2	2.15	0.80
45:F8:36:LYS:HA	45:F8:39:ILE:HD12	1.64	0.80
26:1H:1299:G:N7	60:1H:3532:HOH:O	2.14	0.80
2:1E:209:ARG:HH22	2:1E:239:VAL:HG22	1.47	0.80
26:14:2380:C:P	40:65:20:ARG:NH1	2.55	0.79
40:A8:78:LEU:HD11	40:A8:108:GLY:HA3	1.64	0.79
46:C5:76:CYS:HB3	46:C5:97:ARG:HE	1.46	0.79
27:1J:73:A:OP2	60:1J:301:HOH:O	2.00	0.79
37:35:81:GLN:HG2	37:35:106:LEU:HA	1.63	0.79
30:29:54:GLN:NE2	30:29:72:VAL:O	2.16	0.79
26:1H:2169:A:N7	26:1H:2170:A:N6	2.30	0.79
1:13:1346:A:H5''	9:8E:120:ARG:NH1	1.97	0.79
28:79:52:ARG:NH1	28:79:52:ARG:O	2.15	0.79
9:82:121:ARG:NH1	9:82:122:ALA:O	2.15	0.79

Continued on next page...

Continued from previous page...

Atom-1	Atom-2	Interatomic distance (Å)	Clash overlap (Å)
1:1G:1120:G:O6	1:1G:1152:A:N6	2.16	0.79
3:22:47:LEU:O	3:22:51:GLY:N	2.15	0.79
26:1H:141:A:H8	26:1H:1595:G:H21	1.30	0.79
26:1H:1050:A:H2'	26:1H:1051:G:H8	1.47	0.79
26:1H:1533:C:H2'	26:1H:1534:G:C8	2.17	0.79
9:8E:121:ARG:NH1	9:8E:122:ALA:O	2.14	0.79
47:D5:59:LEU:HD12	47:D5:69:THR:HG21	1.64	0.79
8:72:30:ARG:HG3	8:72:31:PHE:H	1.47	0.79
26:14:1416:G:O2'	26:14:1417:C:O5'	2.01	0.79
1:1G:975:A:H4'	1:1G:976:G:H5'	1.64	0.79
22:1L:5:C:N3	22:1L:68:G:N2	2.29	0.79
26:14:602:G:O2'	26:14:604:G:O2'	2.00	0.79
32:41:112:PRO:HB3	52:M8:37:SER:H	1.47	0.79
26:14:2315:G:OP1	32:49:36:LYS:NZ	2.15	0.79
5:42:79:GLU:OE1	8:72:104:ARG:HA	1.83	0.79
30:21:50:GLY:HA2	30:21:77:ILE:HA	1.65	0.79
47:D5:97:GLU:HB3	47:D5:125:LEU:HD11	1.65	0.79
1:13:1028(A):C:N3	1:13:1032(A):G:N2	2.31	0.79
8:72:35:ILE:O	8:72:39:LEU:HD13	1.83	0.79
8:72:36:LEU:HA	8:72:39:LEU:HD22	1.63	0.79
1:13:1448:C:H42	1:13:1455:G:H1	1.30	0.79
2:12:105:PHE:HA	2:12:108:ILE:HG22	1.64	0.79
24:3K:22:G:N7	24:3K:46:G:N2	2.30	0.79
1:13:573:A:H8	1:13:573:A:H5'	1.48	0.79
47:D5:10:ARG:NH2	47:D5:26:GLY:O	2.16	0.79
29:19:69:ARG:NH2	29:19:128:GLY:O	2.16	0.79
3:22:70:VAL:HG12	3:22:72:LYS:H	1.48	0.79
36:68:104:ARG:NH1	41:B8:36:GLU:OE1	2.16	0.79
4:3E:31:CYS:HB3	4:3E:34:GLU:HG2	1.65	0.79
26:1H:642:G:H21	26:1H:646:A:H2	1.31	0.79
26:1H:2502:G:OP2	60:1H:3513:HOH:O	2.01	0.78
11:2A:14:VAL:HG12	11:2A:15:ALA:H	1.48	0.78
5:42:100:VAL:HG23	5:42:118:ILE:HG22	1.63	0.78
33:51:153:LYS:HB2	33:51:155:SER:H	1.49	0.78
1:1G:1316:G:H4'	14:5A:18:VAL:HG11	1.65	0.78
1:1G:957:U:H1'	1:1G:960:U:H5	1.47	0.78
26:1H:1386:C:H2'	26:1H:1387:C:H6	1.48	0.78
53:N8:16:ARG:NH1	53:N8:17:ASP:OD1	2.16	0.78
30:21:197:ILE:HD11	30:21:199:ARG:HE	1.45	0.78
26:1H:1678:G:N2	26:1H:1989:G:H22	1.81	0.78
31:39:155:LEU:HD23	31:39:186:ILE:HD13	1.64	0.78

Continued on next page...

Continued from previous page...

Atom-1	Atom-2	Interatomic distance (Å)	Clash overlap (Å)
1:13:445:G:H1	1:13:489:C:H42	1.29	0.78
29:19:262:ARG:HH11	29:19:262:ARG:N	1.81	0.78
6:52:11:ASN:HB3	6:52:14:LEU:HD22	1.66	0.78
26:1H:674:G:H1'	31:31:74:ARG:HD2	1.64	0.78
28:79:47:LEU:HD13	28:79:49:ILE:H	1.48	0.78
4:3E:122:ARG:NH1	4:3E:134:ASP:HB3	1.98	0.78
27:16:12:C:O2	48:I8:74:ARG:NH1	2.13	0.78
26:1H:1635:G:OP1	60:1H:3516:HOH:O	2.02	0.78
26:1H:376:C:OP2	60:1H:3514:HOH:O	2.02	0.78
2:12:12:GLU:HG2	2:12:15:VAL:HB	1.66	0.78
26:14:2377:A:H4'	40:65:111:GLU:HG3	1.66	0.78
26:1H:1329:U:H5''	26:1H:1330:C:H5	1.47	0.78
26:14:1021:A:H62	26:14:1141:U:H3	1.30	0.78
32:49:151:ALA:N	32:49:153:ARG:HH12	1.77	0.78
50:K8:4:SER:HB3	50:K8:7:ARG:H	1.49	0.78
1:1G:976:G:N2	1:1G:1362(A):C:OP2	2.14	0.78
22:1L:9:A:C8	22:1L:45:G:H1'	2.18	0.78
26:14:1063:G:O6	26:14:1075:C:O2'	2.02	0.78
26:1H:1022:G:N2	26:1H:1023:U:O4	2.17	0.78
26:1H:1253:A:N7	60:1H:3506:HOH:O	2.15	0.78
32:41:25:TYR:CD2	32:41:31:VAL:HG12	2.19	0.78
48:I8:11:ARG:O	48:I8:14:ARG:NH2	2.17	0.78
2:1E:198:ASP:HA	8:7E:68:ARG:HH12	1.47	0.78
5:4E:102:ALA:HB1	5:4E:106:PRO:HG2	1.65	0.78
50:G5:50:ILE:HD12	50:G5:51:ARG:N	1.99	0.77
26:14:34:C:O2'	26:14:35:G:O5'	2.01	0.77
46:C5:76:CYS:HB3	46:C5:97:ARG:NE	1.99	0.77
28:71:214:VAL:HG23	28:71:224:ILE:HD13	1.66	0.77
24:3K:6:G:N1	24:3K:67:C:O2	2.15	0.77
1:1G:1026:G:O6	1:1G:1036:G:N2	2.17	0.77
1:13:324:G:OP2	60:13:1803:HOH:O	2.02	0.77
3:22:42:LEU:HA	3:22:45:LYS:HE3	1.67	0.77
26:14:288:C:O2	26:14:353:G:N2	2.18	0.77
26:1H:2580:U:H4'	30:21:130:GLY:HA3	1.64	0.77
5:4E:15:ARG:HH11	25:4K:25:A:H5'	1.48	0.77
17:8I:67:LYS:HA	17:8I:70:ARG:HH12	1.50	0.77
26:1H:1441:G:H2'	26:1H:1442:G:C8	2.19	0.77
26:1H:1047:G:N2	26:1H:1110:G:O2'	2.16	0.77
26:14:2306:C:H2'	26:14:2307:G:H21	1.48	0.77
1:13:1015:A:H2'	1:13:1016:A:C8	2.19	0.77
15:6I:17:ARG:HD3	15:6I:26:GLU:HG3	1.66	0.77

Continued on next page...

Continued from previous page...

Atom-1	Atom-2	Interatomic distance (Å)	Clash overlap (Å)
35:58:96:GLU:O	35:58:98:VAL:N	2.14	0.77
1:1G:429:U:H3'	4:32:9:CYS:SG	2.24	0.77
1:13:608:A:OP2	60:13:1801:HOH:O	2.01	0.77
18:9I:59:SER:H	18:9I:62:GLU:HB2	1.49	0.77
13:4I:49:THR:HG22	13:4I:51:ALA:H	1.50	0.77
35:15:56:ASN:H	35:15:125:GLY:HA3	1.47	0.77
38:45:81:VAL:O	38:45:82:ARG:NH1	2.16	0.77
1:13:768:A:OP2	60:13:1802:HOH:O	2.02	0.77
8:72:120:THR:HG23	8:72:123:GLU:H	1.49	0.77
46:G8:38:ILE:HD11	46:G8:64:GLU:HG3	1.65	0.77
26:1H:563:G:OP2	60:1H:3518:HOH:O	2.03	0.77
26:1H:1418:G:OP2	60:1H:3515:HOH:O	2.02	0.77
26:1H:942:G:OP2	37:78:39:LYS:NZ	2.18	0.77
3:22:114:PRO:O	3:22:118:GLN:HG2	1.85	0.77
26:1H:2572:A:C8	30:21:144:ARG:HG2	2.20	0.77
3:22:106:VAL:HB	3:22:109:PRO:HB3	1.66	0.77
26:14:1154:G:OP2	42:85:58:ARG:NH1	2.18	0.77
28:71:48:GLY:HA3	28:71:208:PHE:HA	1.67	0.77
4:3E:122:ARG:NH1	4:3E:134:ASP:O	2.17	0.77
43:D8:24:LYS:HA	43:D8:92:THR:HG23	1.65	0.77
5:42:101:ILE:O	5:42:120:THR:OG1	2.01	0.77
23:2K:17:C:OP2	23:2K:18:C:O2'	2.02	0.77
1:1G:142:G:H1	1:1G:221:C:H42	1.33	0.77
26:1H:226:G:H21	26:1H:228:A:H2	1.32	0.76
26:1H:2656:U:H3	26:1H:2665:A:H2	1.32	0.76
7:62:93:PRO:HD2	7:62:94:ARG:NH2	2.00	0.76
26:14:848:G:H2'	26:14:849:A:C8	2.20	0.76
36:25:35:VAL:HG11	36:25:103:ALA:HB3	1.64	0.76
26:1H:1016:G:N7	60:1H:3548:HOH:O	2.18	0.76
4:32:94:LEU:HA	4:32:97:LEU:HD12	1.66	0.76
16:7A:53:VAL:HG13	16:7A:79:VAL:HG22	1.64	0.76
1:1G:1154:G:H2'	1:1G:1155:G:H8	1.50	0.76
1:1G:413:G:H2'	1:1G:428:G:H22	1.50	0.76
1:1G:1347:G:N7	9:82:10:ARG:NH2	2.33	0.76
1:13:1128:C:O2'	1:13:1146:A:N1	2.17	0.76
26:1H:847:U:OP2	60:1H:3517:HOH:O	2.02	0.76
26:14:2808:U:O2	26:14:2892:A:N6	2.19	0.76
33:51:157:TYR:H	33:51:170:ARG:HA	1.50	0.76
24:3K:3:G:N2	24:3K:70:C:N3	2.32	0.76
26:1H:270(J):G:N2	26:1H:270(P):C:O2	2.17	0.76
37:35:14:LYS:O	37:35:16:ARG:N	2.19	0.76

Continued on next page...

Continued from previous page...

Atom-1	Atom-2	Interatomic distance (Å)	Clash overlap (Å)
2:12:71:VAL:HG11	2:12:164:VAL:HA	1.66	0.76
26:14:833:U:O2	37:35:55:ARG:NH1	2.17	0.76
4:3E:187:ARG:NH2	4:3E:193:ASP:OD2	2.18	0.76
1:13:64:G:O6	1:13:99:C:N4	2.18	0.76
44:A5:18:ARG:HE	44:A5:76:VAL:HG13	1.50	0.76
26:14:1330:C:OP1	60:14:3405:HOH:O	2.02	0.76
27:1J:5:C:H42	27:1J:115:G:H1	1.32	0.76
26:1H:2791:C:N4	26:1H:2805:G:O6	2.18	0.76
48:E5:12:ASN:HA	48:E5:14:ARG:HH21	1.50	0.76
26:14:1678:G:H22	26:14:1989:G:H22	1.33	0.76
46:C5:87:LYS:HG2	46:C5:88:LYS:H	1.51	0.76
26:1H:1026:U:H1'	26:1H:1027:A:O5'	1.84	0.76
26:1H:517:C:OP1	53:N8:16:ARG:NH2	2.17	0.76
22:1K:9:A:N6	22:1K:22:G:N7	2.33	0.76
4:32:108:LEU:HD21	4:32:183:GLY:HA3	1.68	0.76
30:29:54:GLN:H	30:29:74:PRO:HB3	1.51	0.76
1:13:112:G:OP1	16:7I:27:LYS:HD2	1.86	0.76
49:F5:91:LYS:HD3	49:F5:92:LYS:N	2.00	0.76
26:14:929:G:O6	60:14:3404:HOH:O	2.01	0.76
47:D5:5:LEU:HD11	47:D5:44:PHE:HA	1.67	0.76
26:1H:67:U:H3	26:1H:74:A:H2	1.33	0.76
30:29:25:VAL:HG12	30:29:26:ILE:H	1.50	0.76
1:1G:458:C:O2	1:1G:474:G:N2	2.19	0.76
9:82:46:ALA:HB2	9:82:74:ILE:HG23	1.67	0.76
13:4A:54:VAL:HA	13:4A:57:ARG:HB3	1.66	0.76
42:85:74:LEU:HD13	42:85:79:PHE:HB2	1.68	0.76
41:75:26:ASP:OD1	41:75:120:ARG:NH2	2.13	0.76
29:11:206:LEU:HD13	29:11:211:ARG:HG2	1.68	0.75
26:14:2098:U:N3	26:14:2191:G:O6	2.12	0.75
41:75:11:GLU:OE1	41:75:11:GLU:N	2.18	0.75
42:C8:92:ARG:O	42:C8:94:ASN:N	2.19	0.75
26:1H:1040:C:N4	26:1H:1115:G:O6	2.20	0.75
1:1G:353:A:H8	1:1G:353:A:H5'	1.49	0.75
1:13:410:G:OP1	4:3E:30:LYS:NZ	2.19	0.75
26:1H:2334:G:H5'	40:A8:9:ARG:HG2	1.69	0.75
42:C8:8:VAL:HG23	42:C8:11:ARG:HH21	1.50	0.75
42:85:90:VAL:HA	43:95:39:LEU:HD13	1.68	0.75
50:K8:4:SER:CB	50:K8:7:ARG:H	2.00	0.75
38:88:37:LEU:HD21	38:88:130:LYS:HG2	1.66	0.75
39:55:85:PRO:O	39:55:88:ARG:HD2	1.86	0.75
2:12:82:ARG:NH1	2:12:92:TYR:OH	2.18	0.75

Continued on next page...

Continued from previous page...

Atom-1	Atom-2	Interatomic distance (Å)	Clash overlap (Å)
1:13:1226:C:O2'	13:4I:111:LYS:NZ	2.18	0.75
24:3L:52:G:N2	24:3L:62:C:O2	2.19	0.75
26:14:2685:G:O6	60:14:3406:HOH:O	2.03	0.75
30:21:201:THR:HG22	30:21:203:LYS:H	1.50	0.75
5:42:102:ALA:HB1	5:42:106:PRO:HG2	1.66	0.75
7:62:65:ALA:HB3	7:62:124:LEU:HD23	1.69	0.75
38:88:65:PHE:O	38:88:66:ILE:HG13	1.85	0.75
48:I8:23:VAL:HA	48:I8:38:VAL:HG22	1.67	0.75
26:14:597:U:H2'	26:14:598:G:C8	2.21	0.75
1:1G:362:G:H4'	12:3A:33:ARG:HH21	1.51	0.75
46:G8:43:ASN:O	46:G8:64:GLU:HA	1.87	0.75
26:14:1210:A:H5'	26:14:1212:G:H5'	1.68	0.75
1:13:975:A:H4'	1:13:976:G:H5''	1.69	0.75
2:12:50:GLU:HG3	2:12:201:ILE:HG12	1.67	0.75
30:29:60:ASN:HB2	30:29:62:PRO:HD2	1.69	0.75
19:AI:18:LYS:HZ1	19:AI:22:LEU:HD13	1.50	0.75
26:14:71:A:C8	26:14:71:A:H5'	2.21	0.75
1:1G:1179:A:H4'	9:82:103:THR:HA	1.69	0.75
1:1G:1095:U:OP1	1:1G:1108:G:N2	2.19	0.75
50:K8:42:GLY:O	50:K8:44:LEU:N	2.20	0.75
31:39:66:PRO:O	31:39:67:GLN:HB3	1.86	0.75
1:1G:1133:G:N2	1:1G:1141:C:O2	2.19	0.75
26:1H:309:G:N3	26:1H:329:G:O2'	2.19	0.75
16:7I:74:LEU:HA	16:7I:77:ALA:HB2	1.69	0.75
3:2E:107:GLN:N	3:2E:107:GLN:OE1	2.20	0.75
1:1G:1368:G:H4'	10:1A:46:ARG:HH22	1.52	0.75
41:B8:102:ILE:HD12	41:B8:102:ILE:H	1.52	0.75
26:14:1056:G:O2'	26:14:1087:G:O6	2.05	0.75
26:14:2415:G:H4'	37:35:67:MET:H	1.52	0.75
43:D8:44:LYS:O	43:D8:46:VAL:N	2.18	0.75
26:1H:1542:G:OP2	26:1H:1543:A:O2'	2.05	0.75
51:H5:7:LYS:HG3	51:H5:34:GLU:HG2	1.69	0.75
50:K8:47:ASN:O	50:K8:49:LYS:N	2.18	0.75
9:8E:15:ALA:HB2	9:8E:65:VAL:HG23	1.69	0.75
35:58:129:PRO:O	35:58:134:ARG:NH1	2.19	0.75
26:14:1754:C:OP1	41:75:96:ARG:NH1	2.20	0.75
26:14:1332:G:OP1	60:14:3407:HOH:O	2.04	0.75
26:14:1332:G:H5'	26:14:1332:G:C8	2.22	0.74
1:13:200:G:N2	1:13:218:C:O2	2.20	0.74
6:5E:18:GLN:HA	6:5E:21:LEU:HG	1.68	0.74
9:82:27:THR:HG22	9:82:32:ASP:HA	1.67	0.74

Continued on next page...

Continued from previous page...

Atom-1	Atom-2	Interatomic distance (Å)	Clash overlap (Å)
4:3E:122:ARG:CZ	4:3E:134:ASP:HB3	2.17	0.74
52:M8:12:ALA:HB3	52:M8:24:THR:HB	1.67	0.74
28:71:16:PRO:HA	28:71:223:ARG:HB2	1.69	0.74
26:14:2079:U:O3'	49:F5:35:THR:OG1	2.05	0.74
30:29:50:GLY:HA2	30:29:78:LEU:HB3	1.69	0.74
48:I8:72:ARG:HB3	48:I8:75:LEU:HB2	1.70	0.74
24:3L:58:A:O2'	24:3L:60:U:OP2	2.05	0.74
26:14:1730:U:H3'	26:14:1731:G:H21	1.53	0.74
37:78:47:ASP:OD2	37:78:50:ARG:NH2	2.20	0.74
26:1H:2308:G:N1	26:1H:2311:A:H2	1.86	0.74
26:1H:1050:A:H2'	26:1H:1051:G:C8	2.22	0.74
26:14:395:U:H2'	26:14:396:G:N7	2.02	0.74
36:68:35:VAL:HG11	36:68:103:ALA:HB3	1.68	0.74
1:1G:1432:G:N1	60:1G:1701:HOH:O	2.19	0.74
1:1G:1154:G:H2'	1:1G:1155:G:C8	2.23	0.74
3:2E:36:ASP:OD1	3:2E:59:ARG:NH2	2.21	0.74
1:13:396:G:O2'	1:13:398:C:OP1	2.05	0.74
8:7E:106:GLY:O	8:7E:122:ARG:NH2	2.21	0.74
5:42:101:ILE:HD11	5:42:119:LEU:HD23	1.69	0.74
6:5E:50:TYR:OH	18:9I:74:ARG:O	2.03	0.74
3:22:57:ILE:HG12	3:22:66:VAL:HG22	1.70	0.74
26:14:198:C:H5'	26:14:2244:U:OP1	1.88	0.74
12:3I:117:ARG:HB3	12:3I:122:THR:HB	1.69	0.74
30:21:101:ARG:HG2	30:21:169:ASN:OD1	1.87	0.74
43:95:85:LYS:HG3	43:95:87:HIS:N	2.03	0.74
30:29:48:GLN:NE2	30:29:78:LEU:HD13	2.02	0.74
1:13:1391:U:H2'	1:13:1392:G:C8	2.23	0.74
52:M8:40:HIS:HB2	52:M8:47:GLN:HE22	1.52	0.74
1:1G:1239:A:H4'	1:1G:1240:U:H5"	1.69	0.74
1:13:1305:G:H22	1:13:1331:G:H2'	1.52	0.74
1:1G:978:A:O2'	1:1G:1322:C:N3	2.21	0.74
26:1H:2287:A:H62	26:1H:2344:U:H3	1.35	0.74
14:5I:3:ARG:O	14:5I:6:LEU:N	2.19	0.74
26:1H:2492:U:H2'	26:1H:2493:U:C6	2.23	0.74
26:1H:2315:G:OP1	32:41:36:LYS:NZ	2.19	0.74
26:1H:945:A:N3	60:1H:3557:HOH:O	2.20	0.74
46:C5:14:LEU:HB2	46:C5:75:ILE:HD11	1.70	0.74
1:13:538:G:H5"	12:3I:114:LYS:HB2	1.70	0.74
2:12:58:ILE:HG23	2:12:62:ALA:HB3	1.69	0.74
22:1L:9:A:H3'	22:1L:10:G:C8	2.23	0.74
1:13:737:A:H2'	1:13:738:C:C6	2.23	0.74

Continued on next page...

Continued from previous page...

Atom-1	Atom-2	Interatomic distance (Å)	Clash overlap (Å)
13:4I:98:VAL:HG23	13:4I:99:ARG:HG3	1.70	0.74
1:13:1316:G:H4'	14:5I:18:VAL:HG11	1.69	0.74
1:1G:278:G:OP2	17:8A:41:LYS:NZ	2.21	0.73
1:1G:371:G:O2'	1:1G:373:A:N7	2.19	0.73
41:B8:42:ILE:HD12	41:B8:42:ILE:O	1.88	0.73
26:1H:138:G:N2	45:F8:44:GLU:OE2	2.13	0.73
2:1E:212:GLN:NE2	2:1E:216:SER:OG	2.21	0.73
1:1G:1258:G:H1	1:1G:1277:C:H42	1.36	0.73
1:1G:186(B):C:O4'	20:BA:89:ARG:NH2	2.21	0.73
26:14:1496:A:H8	26:14:1577:C:HO2'	1.35	0.73
26:1H:49:A:N7	26:1H:120:U:H5	1.86	0.73
1:1G:1392:G:H21	1:1G:1502:A:H8	1.36	0.73
49:F5:52:ARG:HD2	49:F5:57:GLU:HG3	1.70	0.73
47:H8:19:ARG:NH1	47:H8:84:GLU:O	2.21	0.73
42:85:97:ASP:OD1	42:85:98:LEU:N	2.20	0.73
1:1G:345:C:OP2	41:75:39:ARG:NH2	2.21	0.73
40:65:106:ARG:HA	40:65:110:LEU:HD11	1.70	0.73
3:22:6:HIS:CE1	3:22:8:ILE:HB	2.23	0.73
27:1J:15:A:H1'	27:1J:109:G:C8	2.24	0.73
1:1G:1273:G:H3'	1:1G:1274:G:H8	1.53	0.73
30:21:82:ARG:O	30:21:84:PHE:N	2.21	0.73
40:A8:61:ASN:ND2	40:A8:64:GLU:OE1	2.21	0.73
1:1G:1395:C:HO2'	1:1G:1401:G:HO2'	1.21	0.73
24:3K:11:C:H42	24:3K:24:G:H1	1.35	0.73
1:1G:673:G:H2'	1:1G:674:G:C8	2.24	0.73
26:14:1225:C:O3'	43:95:85:LYS:HA	1.88	0.73
28:71:177:LYS:HG3	28:71:179:SER:HB2	1.70	0.73
2:1E:8:LYS:HG2	2:1E:9:GLU:HG2	1.70	0.73
41:75:3:ARG:HG2	41:75:6:LEU:H	1.53	0.73
1:13:877:C:H5''	8:7E:88:LYS:HD3	1.70	0.73
49:J8:23:LYS:HB3	49:J8:29:GLY:HA3	1.70	0.73
10:1I:84:GLN:HG3	10:1I:88:LEU:HD13	1.69	0.73
1:13:1331:G:OP1	1:13:1331:G:H4'	1.87	0.73
4:3E:122:ARG:NH2	4:3E:134:ASP:HB3	2.03	0.73
9:82:71:SER:HA	9:82:74:ILE:HD12	1.69	0.73
26:1H:1778:U:H2'	26:1H:1784:A:N6	2.04	0.73
26:14:2032:G:H21	30:29:146:THR:HG23	1.53	0.73
26:14:84:A:N6	26:14:102:G:O2'	2.19	0.73
1:1G:614:A:H61	1:1G:626:U:H3	1.33	0.73
26:14:2415:G:H4'	37:35:67:MET:N	2.04	0.73
26:1H:1164:G:H2'	26:1H:1165:U:C6	2.24	0.73

Continued on next page...

Continued from previous page...

Atom-1	Atom-2	Interatomic distance (Å)	Clash overlap (Å)
1:13:1062:U:H2'	1:13:1063:C:C6	2.24	0.73
55:Q8:52:LYS:O	55:Q8:54:GLU:N	2.21	0.73
29:11:183:ARG:HH11	29:11:269:PHE:HB2	1.51	0.73
43:D8:37:VAL:O	43:D8:38:LEU:HG	1.88	0.73
26:1H:1525:G:H2'	26:1H:1526:G:C8	2.24	0.73
30:29:31:CYS:SG	30:29:51:PHE:HB2	2.29	0.73
1:1G:1001:G:H2'	1:1G:1002:G:H8	1.54	0.73
3:2E:58:GLU:HB2	3:2E:65:ALA:HB3	1.70	0.73
1:13:505:G:N7	60:13:1811:HOH:O	2.22	0.73
1:1G:1124:G:O2'	1:1G:1145:C:N4	2.21	0.73
4:32:168:ARG:NH1	4:32:169:LYS:O	2.22	0.73
26:1H:459:U:H5''	54:P8:40:TRP:CD2	2.23	0.73
55:Q8:33:ASN:OD1	55:Q8:36:LYS:NZ	2.16	0.73
12:3A:27:LEU:HD22	12:3A:60:LEU:HB3	1.71	0.72
45:B5:57:LEU:HD11	45:B5:78:LYS:HE2	1.71	0.72
2:1E:84:GLU:HB3	2:1E:219:VAL:HG21	1.70	0.72
29:11:38:LYS:HD2	29:11:38:LYS:C	2.10	0.72
26:1H:1535:U:OP2	26:1H:1538:G:N2	2.21	0.72
1:13:1030:C:H2'	1:13:1031:G:C8	2.23	0.72
26:1H:55:G:H2'	26:1H:56:A:H8	1.54	0.72
28:71:14:VAL:HA	28:71:222:VAL:HG22	1.69	0.72
11:2A:27:ASN:HD22	11:2A:55:LYS:HB3	1.54	0.72
26:1H:2327:A:H2'	26:1H:2328:A:C8	2.25	0.72
1:1G:1248:A:N6	1:1G:1288:A:OP2	2.22	0.72
26:14:2880:C:H1'	39:55:92:GLY:HA3	1.69	0.72
18:9I:33:ASP:O	18:9I:36:ASN:ND2	2.22	0.72
1:13:1536:C:N4	25:4K:10:G:O2'	2.22	0.72
44:E8:92:ARG:HH22	44:E8:94:ASP:HA	1.55	0.72
2:12:41:ILE:HD12	2:12:42:ILE:HD12	1.70	0.72
1:13:1450:U:H3	1:13:1452:C:H5'	1.53	0.72
1:13:1006:C:O2	1:13:1023:G:N2	2.17	0.72
26:1H:1664:A:OP2	60:1H:3521:HOH:O	2.07	0.72
1:1G:189:U:O2'	17:8A:63:ARG:NH2	2.23	0.72
1:13:143:A:H2	1:13:220:G:H1	1.36	0.72
3:22:84:ILE:HG23	3:22:85:ARG:HD2	1.70	0.72
26:1H:1509:C:O2'	26:1H:1510:A:OP1	2.06	0.72
26:14:459:U:H5''	54:L5:40:TRP:CD2	2.24	0.72
30:21:116:VAL:O	30:21:117:MET:HB3	1.89	0.72
27:16:15:A:H5'	27:16:16:G:H8	1.55	0.72
1:1G:742:G:OP2	15:6A:35:ARG:NH2	2.23	0.72
1:1G:425:G:O3'	4:32:45:GLN:NE2	2.23	0.72

Continued on next page...

Continued from previous page...

Atom-1	Atom-2	Interatomic distance (Å)	Clash overlap (Å)
33:59:171:LEU:CD1	33:59:172:LYS:H	2.03	0.72
26:1H:1330:C:OP1	60:1H:3519:HOH:O	2.05	0.72
2:1E:174:VAL:HG13	2:1E:184:VAL:HG11	1.71	0.72
47:D5:60:GLU:HB2	47:D5:66:SER:HB2	1.72	0.72
26:14:1060:U:H4'	26:14:1061:U:H5''	1.72	0.72
1:1G:1435:G:H2'	1:1G:1436:U:C6	2.25	0.72
1:1G:1373:G:H5''	7:62:36:LYS:HB2	1.70	0.72
26:14:1109:C:H2'	26:14:1110:G:H1'	1.71	0.72
1:13:835:U:H3	1:13:851:G:H1	1.36	0.72
1:1G:980:C:H5'	1:1G:981:U:C5	2.24	0.71
27:1J:18:G:H1	27:1J:65:C:H42	1.37	0.71
46:G8:34:LYS:HG2	46:G8:36:ALA:HB2	1.70	0.71
26:14:2873:A:H8	39:55:6:SER:H	1.37	0.71
41:75:106:SER:HA	41:75:110:ILE:HD12	1.72	0.71
1:1G:762:C:H2'	1:1G:763:G:H8	1.55	0.71
45:B5:1:MET:N	50:G5:29:LYS:HE3	2.05	0.71
40:A8:93:LYS:HG2	40:A8:95:HIS:HB2	1.72	0.71
42:C8:97:ASP:OD2	42:C8:101:ARG:NH1	2.23	0.71
29:19:30:GLU:HG3	29:19:63:ARG:CZ	2.20	0.71
1:1G:452:A:H4'	16:7A:72:ARG:HH12	1.55	0.71
30:21:2:LYS:HD2	30:21:95:ILE:HG23	1.70	0.71
26:14:2131:G:N2	26:14:2158:A:OP2	2.24	0.71
1:13:1034:G:N2	1:13:1035:A:N7	2.35	0.71
33:59:10:PRO:O	33:59:51:ARG:NH1	2.21	0.71
27:16:42:C:O2'	32:41:67:LYS:O	2.05	0.71
49:F5:5:CYS:SG	49:F5:8:SER:OG	2.47	0.71
1:13:190:G:H3'	1:13:191(A):G:H5'	1.73	0.71
29:19:72:LYS:NZ	29:19:99:ASP:OD2	2.17	0.71
26:14:70:G:H21	26:14:71:A:H62	1.36	0.71
1:1G:1080:A:H5'	5:42:14:ARG:HH21	1.54	0.71
40:A8:85:VAL:HG23	40:A8:112:PHE:CZ	2.24	0.71
3:22:182:ILE:HG22	3:22:203:PHE:HA	1.73	0.71
4:32:106:TYR:O	4:32:109:GLY:N	2.22	0.71
12:3I:36:VAL:HG12	12:3I:59:ARG:HB3	1.72	0.71
8:72:121:ASP:OD1	8:72:125:ARG:NH2	2.24	0.71
35:58:49:GLY:C	35:58:119:ARG:HH12	1.93	0.71
1:13:262:A:H2'	1:13:263:A:C8	2.25	0.71
26:1H:2287:A:N6	26:1H:2344:U:H3	1.89	0.71
1:1G:1502:A:H2	1:1G:1505:G:H1	1.38	0.71
26:1H:1165:U:H2'	26:1H:1166:C:C6	2.25	0.71
20:BA:33:ILE:O	20:BA:37:SER:OG	2.05	0.71

Continued on next page...

Continued from previous page...

Atom-1	Atom-2	Interatomic distance (Å)	Clash overlap (Å)
1:13:1322:C:H5''	13:4I:100:GLY:HA2	1.70	0.71
34:69:81:VAL:H	34:69:143:SER:HB3	1.55	0.71
26:1H:882:G:H1	26:1H:894:C:H42	1.37	0.71
5:4E:91:LEU:HD12	5:4E:118:ILE:HD11	1.72	0.71
34:61:73:GLU:HG3	34:61:136:VAL:HG23	1.71	0.71
26:1H:1352:U:OP1	60:1H:3520:HOH:O	2.07	0.71
26:1H:1265:A:OP2	60:1H:3522:HOH:O	2.07	0.71
15:6A:16:ALA:HB1	15:6A:21:ASP:HB3	1.72	0.71
48:E5:21:LEU:HD11	48:E5:41:ARG:HH11	1.55	0.71
1:1G:1111:A:H61	3:22:176:HIS:HB3	1.56	0.71
3:22:87:LEU:H	3:22:88:ARG:HH21	1.38	0.71
36:25:98:VAL:HG12	36:25:117:LEU:HB3	1.72	0.71
6:5E:43:LEU:CD2	6:5E:46:ARG:HD2	2.20	0.71
26:14:629:G:H1	26:14:634:C:H42	1.38	0.71
1:13:711:G:OP1	6:5E:54:LYS:NZ	2.24	0.71
32:49:129:GLY:O	32:49:130:ASN:ND2	2.23	0.71
19:AI:18:LYS:HZ3	19:AI:22:LEU:HD13	1.53	0.71
9:8E:112:LYS:HA	9:8E:119:ALA:HB2	1.72	0.71
9:8E:50:LEU:HD22	9:8E:55:ALA:HB3	1.72	0.71
5:4E:101:ILE:O	5:4E:120:THR:OG1	2.08	0.71
20:BI:43:LEU:HD13	20:BI:51:GLU:OE1	1.91	0.71
47:H8:76:LEU:HA	47:H8:83:PRO:HA	1.72	0.71
1:13:649:G:H2'	1:13:650:G:H8	1.55	0.71
43:95:70:ILE:N	43:95:86:GLY:O	2.24	0.71
17:8A:66:SER:O	17:8A:70:ARG:NH1	2.24	0.71
27:1J:83:G:N2	27:1J:93:C:O2	2.16	0.71
36:25:24:VAL:HA	36:25:39:ILE:HG22	1.72	0.71
26:1H:458:G:O2'	26:1H:469:G:O6	2.06	0.71
26:14:943:U:OP2	37:35:36:LYS:NZ	2.21	0.71
37:35:122:PRO:HB3	37:35:141:ALA:HB1	1.73	0.71
1:1G:108:G:H5'	1:1G:109:A:H5''	1.73	0.71
28:79:44:HIS:CD2	28:79:172:HIS:HA	2.26	0.71
4:32:199:ASN:O	4:32:200:GLU:HG2	1.90	0.71
26:1H:270(P):C:H1'	34:61:50:ARG:HH12	1.54	0.71
44:A5:88:ARG:NH1	44:A5:94:ASP:OD2	2.23	0.71
27:1J:8:U:O3'	40:65:25:ARG:NH2	2.23	0.71
37:78:63:PRO:HB3	55:Q8:30:ARG:HH21	1.55	0.71
26:1H:1607:C:H4'	26:1H:1608:A:O5'	1.91	0.71
26:1H:910:A:H62	38:88:12:GLN:HA	1.55	0.71
29:11:106:ILE:HD11	29:11:143:HIS:HD2	1.56	0.71
2:1E:74:LYS:HB2	2:1E:208:ILE:HD13	1.73	0.71

Continued on next page...

Continued from previous page...

Atom-1	Atom-2	Interatomic distance (Å)	Clash overlap (Å)
26:1H:2111:C:N4	26:1H:2147:G:O6	2.24	0.71
5:4E:50:GLU:HB2	5:4E:53:LEU:HD13	1.72	0.71
26:1H:1570:A:H5'	29:11:37:LEU:HD21	1.73	0.71
21:1F:8:THR:HG23	21:1F:11:GLY:H	1.56	0.71
26:1H:1538:G:H2'	26:1H:1539:G:C8	2.26	0.70
37:78:39:LYS:CA	37:78:45:LEU:CD1	2.68	0.70
37:78:39:LYS:HB2	37:78:45:LEU:HD11	1.70	0.70
26:14:1153:C:OP1	42:85:93:LYS:NZ	2.25	0.70
26:14:1314:C:OP1	60:14:3408:HOH:O	2.09	0.70
26:14:2232:U:P	49:F5:40:ARG:HH22	2.14	0.70
26:14:2287:A:N6	26:14:2344:U:H3	1.88	0.70
49:F5:91:LYS:HD3	49:F5:92:LYS:H	1.57	0.70
26:1H:50:U:H3'	26:1H:51:G:H5'	1.73	0.70
12:3A:82:VAL:N	12:3A:106:ASP:OD2	2.18	0.70
1:13:321:A:H62	1:13:328:C:H1'	1.54	0.70
26:14:329:G:H1	46:C5:19:LYS:NZ	1.88	0.70
38:45:79:LEU:HG	38:45:79:LEU:O	1.91	0.70
26:1H:910:A:C5	38:88:13:GLN:HG3	2.26	0.70
26:1H:2588:G:OP1	60:1H:3523:HOH:O	2.08	0.70
40:65:74:ALA:HB1	40:65:107:GLU:HB2	1.72	0.70
2:12:80:ILE:HD13	2:12:212:GLN:HG3	1.72	0.70
26:1H:831:G:OP1	60:1H:3526:HOH:O	2.09	0.70
1:1G:1114:C:H1'	14:5A:60:SER:HB3	1.74	0.70
55:M5:33:ASN:O	55:M5:35:GLN:N	2.24	0.70
5:4E:43:LEU:HD11	5:4E:132:ALA:HB1	1.73	0.70
1:1G:1342:C:H4'	9:82:125:TYR:HB2	1.73	0.70
1:1G:1294:G:H2'	1:1G:1295:G:C8	2.26	0.70
26:14:138:G:N2	45:B5:44:GLU:OE2	2.22	0.70
1:13:5:U:H3	4:3E:87:GLY:HA3	1.56	0.70
24:3K:11:C:N4	24:3K:24:G:H1	1.88	0.70
29:11:72:LYS:HD2	29:11:75:ILE:HD12	1.73	0.70
41:75:50:ILE:HD11	41:75:102:ILE:HG12	1.73	0.70
28:71:30:LYS:NZ	28:71:39:GLU:OE2	2.25	0.70
2:1E:165:VAL:HG23	2:1E:166:ASP:H	1.57	0.70
2:12:91:PRO:HG3	2:12:154:LEU:HB2	1.73	0.70
29:19:25:THR:CG2	29:19:82:ILE:H	2.05	0.70
26:14:2622:C:H5'	30:29:159:HIS:ND1	2.07	0.70
1:13:1279:A:O2'	1:13:1281:U:OP2	2.09	0.70
32:41:161:THR:HG22	32:41:163:ALA:H	1.57	0.70
26:1H:1040:C:N3	26:1H:1115:G:N1	2.37	0.70
27:1J:15:A:H3'	27:1J:16:G:H5'	1.73	0.70

Continued on next page...

Continued from previous page...

Atom-1	Atom-2	Interatomic distance (Å)	Clash overlap (Å)
3:2E:7:PRO:O	3:2E:11:ARG:HG2	1.91	0.70
1:1G:542:G:OP1	4:32:10:ARG:NH2	2.21	0.70
22:1L:28:U:H3	22:1L:42:A:H2	1.37	0.70
27:16:90:C:H5'	38:88:18:LYS:HA	1.72	0.70
1:1G:438:G:H4'	4:32:123:HIS:CD2	2.27	0.70
47:H8:108:PRO:HB2	47:H8:112:ARG:HA	1.72	0.70
44:E8:57:ASN:HA	44:E8:61:ASN:HD22	1.55	0.70
6:5E:62:TRP:CH2	6:5E:64:GLN:HG2	2.26	0.70
13:4A:13:LYS:HD3	13:4A:14:ARG:N	2.06	0.70
24:3K:76:A:H8	26:1H:2394:C:H42	1.39	0.70
41:B8:88:ILE:HD13	41:B8:91:ARG:CZ	2.20	0.70
1:1G:660:G:H1	1:1G:745:C:H42	1.40	0.70
26:14:67:U:H3	26:14:74:A:H2	1.39	0.70
1:1G:448:A:P	1:1G:485:G:H22	2.15	0.70
26:1H:994:C:OP1	42:C8:53:ARG:NH2	2.25	0.70
26:14:2162:G:O2'	26:14:2173:A:OP1	2.08	0.70
26:1H:996:A:OP2	42:C8:92:ARG:NH2	2.25	0.70
41:75:54:ARG:HA	41:75:59:THR:HG23	1.74	0.70
26:14:2118:U:O2'	26:14:2145:C:O2	2.10	0.70
26:1H:2401:U:H2'	26:1H:2402:C:H5''	1.74	0.70
26:1H:1728:G:H8	26:1H:1732:A:H62	1.39	0.70
42:85:92:ARG:NH2	43:95:10:LYS:HA	2.06	0.70
26:14:71:A:H2	45:B5:31:HIS:CE1	2.10	0.70
1:13:1280:A:H3'	1:13:1281:U:H5'	1.73	0.70
1:13:468:A:H5''	16:7I:80:PHE:HB3	1.74	0.70
26:14:2878:U:O4	60:14:3410:HOH:O	2.09	0.70
7:6E:22:LEU:HD22	7:6E:62:PHE:CE2	2.27	0.70
17:8I:88:TYR:HD1	17:8I:89:LEU:HD22	1.57	0.70
37:78:97:PRO:HA	37:78:100:LEU:HB2	1.73	0.70
46:G8:81:LYS:HD2	46:G8:99:CYS:SG	2.31	0.70
47:D5:94:GLU:O	47:D5:129:SER:HA	1.91	0.70
26:14:389:G:OP1	49:F5:25:LYS:HE2	1.90	0.70
26:1H:2124:G:N2	26:1H:2175:C:N3	2.39	0.70
29:19:264:LYS:HG2	29:19:266:SER:HB3	1.74	0.70
12:3I:24:VAL:HB	12:3I:27:LEU:HD12	1.74	0.70
31:39:38:ARG:HH21	31:39:99:TYR:HE1	0.72	0.69
5:42:68:GLU:OE1	5:42:143:ARG:NH1	2.25	0.69
45:B5:63:LYS:N	45:B5:63:LYS:HD3	2.07	0.69
15:6I:24:SER:HB3	15:6I:27:VAL:HG23	1.74	0.69
26:1H:2359:C:OP2	60:1H:3525:HOH:O	2.09	0.69
6:52:76:ALA:HB1	6:52:80:ARG:HH21	1.57	0.69

Continued on next page...

Continued from previous page...

Atom-1	Atom-2	Interatomic distance (Å)	Clash overlap (Å)
41:B8:3:ARG:O	41:B8:7:ILE:N	2.25	0.69
26:1H:2588:G:OP1	60:1H:3524:HOH:O	2.08	0.69
2:1E:209:ARG:NH1	2:1E:235:SER:O	2.25	0.69
26:14:635:C:O2'	26:14:639:U:OP1	2.09	0.69
28:71:10:LEU:HA	28:71:13:LYS:HD3	1.72	0.69
3:2E:150:LYS:HE2	3:2E:152:ILE:HD11	1.73	0.69
26:14:1486:A:H2'	26:14:1487:G:C8	2.27	0.69
48:E5:56:ASP:OD2	48:E5:58:THR:OG1	2.07	0.69
2:1E:67:THR:HG21	2:1E:155:LEU:HG	1.74	0.69
15:6I:82:ILE:O	15:6I:86:GLY:N	2.25	0.69
13:4I:16:ASP:HB2	13:4I:31:LYS:HE3	1.74	0.69
26:14:1171:G:O2'	26:14:1173:G:O4'	2.07	0.69
29:19:262:ARG:HD3	29:19:262:ARG:N	1.92	0.69
3:2E:123:GLN:HE22	3:2E:136:GLN:NE2	1.89	0.69
1:13:323:U:H5'	20:BI:23:ARG:HB2	1.73	0.69
26:14:960:A:H61	38:45:82:ARG:HH21	1.39	0.69
1:1G:1181:G:N2	1:1G:1182:G:O2'	2.25	0.69
40:A8:85:VAL:HG23	40:A8:112:PHE:HZ	1.56	0.69
28:71:32:LEU:HD23	28:71:220:PRO:HG2	1.74	0.69
31:39:103:LYS:HA	31:39:106:ARG:HG3	1.73	0.69
35:15:7:LYS:HE2	35:15:7:LYS:HA	1.74	0.69
1:13:1238:A:H62	1:13:1301:U:H3	1.39	0.69
26:1H:1900:A:C8	26:1H:1900:A:H5'	2.26	0.69
26:14:606:U:P	31:39:104:LYS:CD	2.80	0.69
37:78:49:ARG:HB2	37:78:49:ARG:HH11	1.57	0.69
4:3E:108:LEU:HD23	4:3E:110:PHE:HE1	1.56	0.69
4:32:60:GLU:HG2	4:32:202:LEU:HB2	1.74	0.69
31:39:107:LYS:HZ2	31:39:205:ARG:HD2	1.57	0.69
45:F8:61:GLY:N	45:F8:75:ASP:OD1	2.16	0.69
38:88:19:GLY:O	38:88:21:THR:OG1	2.05	0.69
26:14:2353:G:N2	26:14:2364:C:O2	2.25	0.69
26:1H:1278:A:OP1	39:98:36:THR:HG22	1.92	0.69
26:1H:2475:C:H1'	26:1H:2477:C:H5	1.58	0.69
26:1H:660:G:H21	37:78:12:ALA:HA	1.57	0.69
1:13:1240:U:OP2	7:6E:116:ALA:N	2.26	0.69
4:32:24:GLU:HG2	4:32:25:ARG:H	1.57	0.69
28:71:22:ILE:HG12	28:71:189:ILE:HG21	1.74	0.69
8:7E:87:SER:HB2	8:7E:93:VAL:HB	1.73	0.69
29:11:10:THR:OG1	29:11:13:ARG:HB2	1.92	0.69
5:42:105:VAL:HG21	5:42:128:PRO:HB3	1.74	0.69
13:4I:106:ASN:O	13:4I:106:ASN:ND2	2.24	0.69

Continued on next page...

Continued from previous page...

Atom-1	Atom-2	Interatomic distance (Å)	Clash overlap (Å)
26:14:582:G:H2'	26:14:583:G:C8	2.28	0.69
11:2A:67:ASP:OD2	11:2A:71:LYS:NZ	2.24	0.69
1:1G:979:C:H3'	1:1G:980:C:H5''	1.75	0.69
1:1G:345:C:O3'	41:75:41:ARG:NH2	2.25	0.69
29:11:39:LYS:HG3	29:11:40:THR:H	1.58	0.69
26:14:486:C:O2'	44:A5:60:ASN:ND2	2.22	0.69
1:1G:564:C:O2'	8:72:91:ARG:NH2	2.25	0.69
20:BI:71:THR:HG22	20:BI:72:LEU:H	1.56	0.69
26:14:1786:A:H1'	26:14:1938:A:N6	2.06	0.69
2:1E:69:LEU:HD23	2:1E:159:PRO:HG3	1.74	0.69
29:11:182:LEU:N	29:11:272:ALA:HB3	2.06	0.69
1:13:263:A:OP2	20:BI:79:ARG:NH1	2.25	0.69
26:1H:2784:C:O2'	30:21:37:ARG:NH1	2.25	0.69
26:1H:1678:G:H22	26:1H:1989:G:H22	1.40	0.69
1:13:323:U:OP2	60:13:1804:HOH:O	2.10	0.69
26:14:2250:G:C4	38:45:82:ARG:HG3	2.28	0.69
26:14:329:G:H1	46:C5:19:LYS:HZ1	1.40	0.69
41:B8:26:ASP:O	41:B8:49:VAL:HG12	1.92	0.69
3:2E:21:ARG:NH2	3:2E:56:ASP:OD2	2.26	0.69
31:39:160:ASN:HB3	31:39:163:VAL:HB	1.74	0.69
26:1H:1156:A:C8	42:C8:51:LYS:HG2	2.28	0.69
26:14:2820:A:C6	39:55:4:LEU:HD11	2.28	0.69
26:14:801:G:OP2	60:14:3413:HOH:O	2.11	0.69
8:72:51:VAL:HG21	8:72:60:ARG:HB2	1.75	0.69
19:AA:15:LEU:HD11	19:AA:33:THR:HB	1.72	0.69
1:13:353:A:H5'	1:13:353:A:H8	1.57	0.69
13:4A:37:THR:HG22	13:4A:55:ARG:HE	1.56	0.69
33:51:40:GLU:HB2	33:51:41:MET:HE2	1.75	0.69
34:61:88:ILE:O	34:61:121:LYS:NZ	2.26	0.69
1:13:145:G:N2	1:13:178:C:N3	2.41	0.69
24:3L:15:G:N2	24:3L:48:C:H41	1.91	0.69
48:E5:21:LEU:HD11	48:E5:41:ARG:NH1	2.08	0.69
46:G8:54:LYS:HA	46:G8:56:PRO:HD3	1.75	0.69
26:14:2781:A:H5''	26:14:2782:G:H5'	1.75	0.69
32:49:97:ASP:H	32:49:100:TRP:HD1	1.41	0.69
1:13:859:A:H2'	1:13:860:A:H8	1.58	0.69
23:2K:30:G:H1	23:2K:42:C:H42	1.37	0.69
40:A8:27:SER:HA	40:A8:88:ASP:HB3	1.74	0.69
3:2E:91:LEU:HB3	3:2E:99:VAL:HG11	1.74	0.69
13:4A:64:TRP:CD1	13:4A:66:LEU:HD23	2.28	0.69
55:M5:48:PHE:HA	55:M5:49:VAL:HG13	1.75	0.69

Continued on next page...

Continued from previous page...

Atom-1	Atom-2	Interatomic distance (Å)	Clash overlap (Å)
26:1H:1418:G:OP1	26:1H:1588:C:O2'	2.11	0.69
32:49:32:PRO:HB2	32:49:172:LEU:HD22	1.74	0.69
33:51:40:GLU:HB2	33:51:41:MET:CE	2.22	0.69
26:14:1191:G:OP1	37:35:18:ARG:NH2	2.25	0.69
38:45:75:THR:HA	38:45:89:ASN:HA	1.72	0.69
32:41:29:TRP:O	32:41:33:ARG:NH1	2.26	0.69
35:15:42:TRP:O	42:85:64:ARG:NH2	2.24	0.69
1:13:110:C:O2'	16:71:25:ARG:O	2.11	0.69
9:8E:13:ALA:HB2	9:8E:68:GLY:HA3	1.75	0.69
50:K8:15:LYS:H	50:K8:15:LYS:HZ2	1.41	0.69
43:95:85:LYS:HD2	43:95:86:GLY:H	1.57	0.68
26:14:1048:A:H8	26:14:1110:G:H22	1.40	0.68
13:4I:39:ILE:HG13	13:4I:56:LEU:HD21	1.76	0.68
35:58:34:LEU:HD21	35:58:120:LEU:HB2	1.75	0.68
43:95:21:ARG:NH2	43:95:65:GLY:O	2.26	0.68
26:1H:118:A:H5'	26:1H:119:A:H8	1.57	0.68
26:1H:142:G:H1'	45:F8:37:THR:HG21	1.73	0.68
12:3A:47:LYS:O	12:3A:49:ASN:N	2.25	0.68
1:13:677:U:H3	1:13:713:G:H22	1.41	0.68
1:13:875:C:O2'	8:7E:14:ARG:NH1	2.26	0.68
26:14:2489:G:N2	26:14:2491:U:O4	2.24	0.68
26:14:603:A:H8	26:14:604:G:H1'	1.58	0.68
30:21:120:TRP:CE3	30:21:155:LYS:HD3	2.29	0.68
31:39:181:LEU:HD21	31:39:186:ILE:HD11	1.75	0.68
31:31:67:GLN:HE22	31:31:74:ARG:HD3	1.57	0.68
26:14:2118:U:H1'	26:14:2147:G:H21	1.56	0.68
39:98:72:ASP:O	39:98:76:VAL:HG23	1.93	0.68
26:1H:1799:G:O2'	26:1H:1800:C:OP2	2.07	0.68
26:14:817:C:O2'	26:14:839:U:OP1	2.09	0.68
9:8E:46:ALA:HB2	9:8E:74:ILE:HG23	1.75	0.68
26:1H:1218:C:OP2	42:C8:15:LYS:NZ	2.23	0.68
26:14:990:A:H8	26:14:990:A:H5'	1.59	0.68
26:14:574:C:OP2	60:14:3411:HOH:O	2.10	0.68
1:13:221:C:H2'	1:13:222:U:H6	1.58	0.68
26:14:1203:G:H3'	26:14:1204:A:H5''	1.75	0.68
42:C8:90:VAL:HG22	43:D8:39:LEU:HB3	1.74	0.68
4:32:170:VAL:HB	4:32:176:LEU:HD11	1.74	0.68
46:C5:46:LYS:HD3	46:C5:48:ALA:HB2	1.74	0.68
26:1H:731:C:OP2	60:1H:3509:HOH:O	2.12	0.68
30:29:35:GLN:HE22	30:29:37:ARG:NH2	1.90	0.68
31:31:67:GLN:HG3	31:31:67:GLN:O	1.92	0.68

Continued on next page...

Continued from previous page...

Atom-1	Atom-2	Interatomic distance (Å)	Clash overlap (Å)
9:82:48:GLU:HA	9:82:51:ARG:HD3	1.75	0.68
26:14:127:A:H5''	26:14:128:C:C6	2.28	0.68
1:13:1159:U:O4'	1:13:1182:G:N2	2.26	0.68
17:8I:76:LEU:HD11	17:8I:79:SER:HB2	1.75	0.68
26:14:2468:G:H3'	26:14:2476:A:N1	2.08	0.68
32:41:98:ARG:NH2	52:M8:1:MET:CE	2.57	0.68
2:12:219:VAL:HA	2:12:220:ASP:OD2	1.93	0.68
26:1H:1385:G:O2'	26:1H:1396:U:H6	1.75	0.68
26:1H:2789:C:H1'	26:1H:2892:A:H2	1.58	0.68
36:25:92:GLU:HG2	36:25:113:LYS:NZ	2.08	0.68
34:69:65:ALA:O	34:69:69:LYS:N	2.25	0.68
26:14:273(C):C:H42	26:14:363(C):G:H1	1.41	0.68
29:11:30:GLU:HB3	29:11:104:TYR:OH	1.94	0.68
1:1G:1143:G:H2'	1:1G:1144:G:C8	2.28	0.68
28:79:44:HIS:HD2	28:79:172:HIS:HA	1.57	0.68
1:13:1316:G:N2	1:13:1319:A:OP2	2.25	0.68
26:1H:1900:A:H5'	26:1H:1900:A:H8	1.57	0.68
1:1G:1266:G:N2	1:1G:1270:C:N3	2.42	0.68
42:85:28:ARG:NH1	42:85:38:THR:OG1	2.25	0.68
26:14:2547:U:O2	36:25:23:ARG:NH2	2.25	0.68
1:1G:266:G:H5'	1:1G:266:G:N3	2.09	0.68
26:1H:1412:A:H2'	26:1H:1413:G:C8	2.29	0.68
15:6I:25:THR:HG21	15:6I:70:LEU:HB2	1.75	0.68
32:41:67:LYS:HD2	52:M8:6:HIS:CD2	2.28	0.68
26:1H:719:C:H2'	26:1H:720:C:H6	1.56	0.68
26:1H:1257:C:H4'	31:31:83:PHE:CD1	2.28	0.68
41:B8:58:ASN:ND2	41:B8:58:ASN:O	2.26	0.68
23:2K:48:U:O2'	23:2K:49:C:OP2	2.11	0.68
33:51:98:LEU:HD21	33:51:125:VAL:H	1.57	0.68
26:14:19:C:H2'	26:14:20:C:H6	1.59	0.68
22:1L:9:A:N6	22:1L:22:G:N7	2.42	0.68
20:BA:29:LYS:HG3	20:BA:71:THR:HG21	1.76	0.68
9:82:5:TYR:N	9:82:87:GLN:OE1	2.27	0.68
45:F8:55:ASN:HB2	45:F8:80:ILE:HG13	1.76	0.68
26:1H:273(F):C:H3'	26:1H:274:G:H5''	1.74	0.68
26:14:1752:C:P	41:75:115:ARG:HH22	2.17	0.68
14:5A:12:ARG:HB2	14:5A:14:PRO:HD3	1.76	0.68
30:29:8:LYS:HD3	30:29:192:ASN:HA	1.75	0.68
27:16:8:U:O2	27:16:112:G:N1	2.20	0.68
26:14:2121:G:O6	26:14:2177:C:N4	2.26	0.68
46:G8:20:TYR:CE2	46:G8:43:ASN:HA	2.28	0.68

Continued on next page...

Continued from previous page...

Atom-1	Atom-2	Interatomic distance (Å)	Clash overlap (Å)
26:14:1486:A:H2'	26:14:1487:G:H8	1.58	0.68
35:58:57:ALA:C	35:58:59:LYS:H	1.97	0.68
40:65:33:LYS:HB3	40:65:34:HIS:CD2	2.29	0.68
28:79:53:ARG:HE	28:79:54:SER:H	1.42	0.68
1:1G:539:A:H2'	1:1G:540:G:C8	2.28	0.68
26:14:993:G:OP1	42:85:50:ARG:NH2	2.27	0.68
4:3E:88:VAL:O	4:3E:89:THR:OG1	2.12	0.68
26:1H:336:C:OP1	46:G8:83:THR:HB	1.94	0.68
9:82:53:VAL:HG13	9:82:95:LYS:NZ	2.09	0.68
50:K8:42:GLY:C	50:K8:44:LEU:H	1.96	0.68
1:13:1104:G:OP1	2:1E:144:ARG:NH2	2.27	0.68
26:14:2611:U:H5'	26:14:2611:U:H6	1.59	0.68
26:14:994:C:OP1	42:85:53:ARG:NH2	2.26	0.68
41:B8:108:ARG:HA	41:B8:111:ARG:HE	1.59	0.68
4:32:86:LYS:H	4:32:86:LYS:HE2	1.59	0.68
13:4A:34:LEU:HD13	13:4A:41:PRO:HB3	1.75	0.68
26:14:1639:U:OP2	60:14:3412:HOH:O	2.11	0.68
26:14:1225:C:O2'	43:95:85:LYS:N	2.26	0.67
19:AI:29:ARG:NH1	19:AI:30:LEU:O	2.27	0.67
1:1G:1286:A:C8	1:1G:1287:A:H4'	2.30	0.67
9:82:111:ARG:HG3	9:82:113:LYS:HE3	1.76	0.67
1:13:189:U:O2	17:8I:63:ARG:NH2	2.27	0.67
31:39:107:LYS:NZ	31:39:205:ARG:HD2	2.09	0.67
1:1G:1204:A:OP1	14:5A:3:ARG:NH1	2.27	0.67
26:1H:1406:U:H2'	26:1H:1407:C:C6	2.29	0.67
26:14:998:C:OP2	42:85:58:ARG:NH2	2.22	0.67
16:7A:74:LEU:HD12	16:7A:79:VAL:HG21	1.76	0.67
42:C8:92:ARG:CZ	43:D8:11:GLN:H	2.07	0.67
26:1H:1528:A:H2	26:1H:1542:G:C2	2.12	0.67
41:75:3:ARG:HG2	41:75:6:LEU:HB2	1.76	0.67
33:59:10:PRO:HG2	33:59:51:ARG:HG2	1.76	0.67
8:72:83:ILE:HG13	8:72:137:VAL:HG22	1.76	0.67
31:39:110:LEU:HD11	31:39:205:ARG:HH21	1.59	0.67
13:4A:49:THR:H	13:4A:52:GLU:HG3	1.58	0.67
26:14:813:U:OP1	43:95:83:ARG:NH2	2.27	0.67
13:4A:79:LYS:O	13:4A:82:MET:HG2	1.93	0.67
26:1H:10:G:N2	26:1H:2801:A:O2'	2.27	0.67
42:85:85:LYS:HB3	42:85:116:ALA:HB1	1.76	0.67
26:1H:1980:G:O2'	26:1H:1982:C:OP2	2.10	0.67
26:14:2656:U:H3	26:14:2665:A:H2	1.40	0.67
29:11:182:LEU:HB3	29:11:271:ILE:HG13	1.77	0.67

Continued on next page...

Continued from previous page...

Atom-1	Atom-2	Interatomic distance (Å)	Clash overlap (Å)
26:14:72:U:OP1	60:14:3415:HOH:O	2.12	0.67
26:14:2191:G:H5'	26:14:2192:G:OP2	1.95	0.67
34:69:37:VAL:HG12	34:69:38:LEU:H	1.60	0.67
36:25:115:VAL:HG13	36:25:121:VAL:HG21	1.75	0.67
26:1H:1496:A:H8	26:1H:1577:C:HO2'	1.43	0.67
4:3E:98:GLU:O	4:3E:103:ASN:ND2	2.26	0.67
1:1G:407:G:H2'	1:1G:408:A:C8	2.30	0.67
30:29:55:ASN:O	30:29:57:LYS:NZ	2.27	0.67
26:1H:2098:U:H3	26:1H:2191:G:H1	1.41	0.67
3:22:37:GLN:O	3:22:41:GLY:N	2.27	0.67
39:55:51:LEU:HD22	39:55:66:VAL:HG23	1.76	0.67
31:39:192:LEU:O	31:39:193:VAL:HG23	1.95	0.67
47:H8:4:ARG:HD3	47:H8:60:GLU:OE1	1.95	0.67
26:14:94:G:N3	50:G5:47:ASN:ND2	2.42	0.67
24:3L:5:C:H2'	24:3L:6:G:C8	2.29	0.67
6:5E:16:GLN:HG2	6:5E:17:SER:N	2.09	0.67
41:B8:5:ALA:HA	41:B8:8:LYS:HE2	1.75	0.67
29:19:43:ARG:HG2	29:19:49:ILE:HA	1.77	0.67
26:14:2168:G:N2	26:14:2170:A:OP2	2.27	0.67
2:1E:18:GLY:H	2:1E:42:ILE:HG13	1.60	0.67
2:12:49:GLU:N	2:12:49:GLU:OE2	2.26	0.67
26:14:2108:C:N3	26:14:2181:G:N2	2.42	0.67
12:3A:41:ARG:HG2	12:3A:42:THR:H	1.59	0.67
29:19:182:LEU:N	29:19:272:ALA:HB3	2.10	0.67
30:21:105:THR:OG1	30:21:199:ARG:NH2	2.26	0.67
41:B8:50:ILE:HD11	41:B8:102:ILE:HD13	1.75	0.67
26:14:1730:U:H5''	26:14:1731:G:H22	1.60	0.67
26:1H:2428:G:H21	37:78:61:ARG:HH21	1.43	0.67
9:82:13:ALA:HB2	9:82:68:GLY:HA3	1.77	0.67
1:13:1149:C:OP1	9:8E:9:ARG:NH2	2.28	0.67
26:1H:958:U:OP2	38:88:14:ARG:NH1	2.28	0.67
35:15:47:ALA:HB2	35:15:112:LEU:HD21	1.77	0.67
31:39:141:ALA:HA	31:39:144:LYS:HB2	1.77	0.67
32:49:136:ARG:HG3	32:49:137:GLU:HG3	1.74	0.67
26:1H:1859:A:N6	26:1H:1883:G:O2'	2.27	0.67
26:14:2537:U:H2'	26:14:2538:C:C6	2.29	0.67
28:79:207:THR:O	28:79:210:ARG:NH1	2.28	0.67
1:13:1290:G:O3'	7:6E:37:ASN:ND2	2.26	0.67
39:98:51:LEU:HD22	39:98:66:VAL:HG13	1.77	0.67
26:1H:2032:G:H21	30:21:146:THR:CG2	2.05	0.67
30:21:116:VAL:HG22	30:21:122:PHE:CG	2.30	0.67

Continued on next page...

Continued from previous page...

Atom-1	Atom-2	Interatomic distance (Å)	Clash overlap (Å)
10:1I:48:THR:HA	10:1I:62:HIS:HB3	1.76	0.67
4:3E:19:LEU:HB3	4:3E:21:LEU:HD21	1.77	0.67
1:13:455:C:H42	1:13:477:G:N2	1.92	0.67
5:42:152:ARG:NH1	8:72:42:GLU:O	2.28	0.67
1:1G:1360:A:OP2	14:5A:35:ARG:NH2	2.28	0.67
26:1H:187:G:N7	60:1H:3577:HOH:O	2.27	0.67
30:29:36:ARG:NH1	30:29:85:ASN:OD1	2.27	0.67
26:14:1434:A:H61	26:14:1558:A:H62	1.42	0.67
34:61:98:ALA:HB2	34:61:111:PRO:HB3	1.76	0.67
49:F5:62:VAL:HG21	49:F5:70:VAL:HG21	1.76	0.67
27:1J:51:G:OP2	40:65:59:LYS:NZ	2.28	0.67
26:14:607:U:OP1	31:39:102:PRO:HA	1.94	0.67
1:1G:1055:A:O2'	3:22:156:ARG:NH1	2.26	0.67
1:13:490:G:H5''	4:3E:151:LYS:HZ2	1.59	0.67
23:2L:30:G:N2	23:2L:42:C:O2	2.27	0.67
26:1H:2714:G:OP1	60:1H:3529:HOH:O	2.13	0.67
4:3E:82:ALA:HB1	4:3E:90:GLY:HA2	1.75	0.67
41:B8:50:ILE:HG13	41:B8:99:LEU:O	1.95	0.67
1:13:474:G:H5''	16:7I:81:ARG:NH2	2.08	0.67
27:1J:113:C:H4'	40:65:46:VAL:HG23	1.75	0.67
26:14:1165:U:H2'	26:14:1166:C:C6	2.29	0.67
12:3A:111:LYS:HD2	12:3A:111:LYS:H	1.59	0.67
4:32:94:LEU:HD11	4:32:200:GLU:OE1	1.95	0.67
26:14:1817:G:OP1	29:19:88:ARG:NH2	2.27	0.67
29:19:242:ARG:HG3	29:19:246:PRO:HG3	1.76	0.67
9:82:65:VAL:HG21	9:82:73:GLN:HB3	1.77	0.67
26:1H:2139:C:H42	26:1H:2153:G:H1'	1.60	0.67
1:13:1323:G:H2'	1:13:1324:A:C8	2.30	0.67
46:G8:10:GLY:O	46:G8:26:LYS:NZ	2.26	0.67
26:1H:1871:A:H2'	26:1H:1872:A:C8	2.30	0.67
23:2L:24:C:H2'	23:2L:25:U:C6	2.29	0.67
26:1H:2392:A:H2	26:1H:2424:C:H42	1.43	0.67
26:1H:567:A:OP1	60:1H:3528:HOH:O	2.12	0.67
26:14:590:A:H2'	26:14:591:C:C6	2.30	0.67
29:19:34:VAL:HB	29:19:64:ILE:HG23	1.77	0.67
4:3E:122:ARG:HH12	4:3E:134:ASP:HB3	1.60	0.67
19:AA:19:VAL:HG21	19:AA:44:MET:HA	1.76	0.67
4:3E:30:LYS:HA	4:3E:35:ARG:HE	1.60	0.67
1:1G:690:G:H2'	1:1G:691:G:O4'	1.94	0.67
26:1H:1429:G:O2'	26:1H:1430:C:H5'	1.95	0.67
26:1H:2836:U:H2'	26:1H:2837:G:C8	2.30	0.67

Continued on next page...

Continued from previous page...

Atom-1	Atom-2	Interatomic distance (Å)	Clash overlap (Å)
24:3K:50:C:N3	24:3K:51:A:N6	2.43	0.67
1:1G:857:C:H3'	1:1G:858:G:H8	1.60	0.67
26:14:1579:A:H2'	26:14:1580:A:C8	2.29	0.67
11:2I:58:PRO:HD3	11:2I:89:ALA:HB1	1.75	0.67
26:14:708:C:H42	26:14:723:G:H1	1.41	0.67
26:14:780:G:H21	26:14:783:A:N6	1.92	0.66
8:7E:41:ARG:NH2	8:7E:123:GLU:OE1	2.22	0.66
5:42:148:VAL:HG21	8:72:107:LEU:HD23	1.76	0.66
43:D8:65:GLY:HA3	43:D8:91:TYR:CE1	2.30	0.66
26:1H:1401:G:H2'	26:1H:1402:C:C6	2.31	0.66
1:1G:501:C:P	12:3A:124:LYS:HE2	2.35	0.66
26:1H:428:A:OP1	60:1H:3531:HOH:O	2.13	0.66
26:14:1188:U:O2'	26:14:1189:A:H5'	1.95	0.66
26:14:1223:C:OP2	43:95:88:ARG:NH2	2.27	0.66
26:1H:1903:G:OP1	29:11:241:PRO:HB2	1.94	0.66
26:14:660:G:H21	37:35:12:ALA:HB2	1.59	0.66
26:14:1210:A:H5''	26:14:1211:U:H3'	1.77	0.66
6:5E:43:LEU:HD22	6:5E:46:ARG:HD2	1.76	0.66
26:14:779:U:OP1	29:19:49:ILE:HG23	1.96	0.66
1:13:1218:C:H2'	1:13:1219:U:C6	2.31	0.66
26:1H:1138:G:H21	35:58:106:MET:HE3	1.60	0.66
13:4A:96:LEU:HD22	13:4A:97:PRO:HD2	1.75	0.66
33:59:54:ARG:HB3	33:59:65:HIS:HB2	1.76	0.66
26:1H:1568:G:OP1	29:11:63:ARG:NH1	2.25	0.66
1:13:129(A):G:H4'	1:13:130:A:H5''	1.76	0.66
1:1G:1356:G:H2'	1:1G:1357:A:C8	2.30	0.66
35:58:96:GLU:O	35:58:98:VAL:HG12	1.95	0.66
24:3K:3:G:H1	24:3K:70:C:H42	1.42	0.66
13:4I:91:ARG:HB2	13:4I:98:VAL:HG12	1.78	0.66
26:1H:2124:G:H5'	28:71:174:PRO:HD3	1.76	0.66
38:45:85:LYS:HG2	38:45:86:GLY:H	1.61	0.66
1:13:1182:G:H4'	1:13:1183:A:H5''	1.77	0.66
26:1H:719:C:H2'	26:1H:720:C:C6	2.30	0.66
46:C5:42:VAL:HG13	46:C5:65:ALA:HB3	1.77	0.66
2:1E:118:LEU:HB3	2:1E:142:LEU:HD13	1.78	0.66
8:7E:51:VAL:HG11	8:7E:60:ARG:HD2	1.77	0.66
26:1H:1113:U:OP1	33:51:2:SER:N	2.28	0.66
26:1H:2518:A:C8	26:1H:2518:A:H5'	2.29	0.66
4:32:31:CYS:C	4:32:33:MET:H	1.99	0.66
1:1G:619:U:O2	4:32:135:LEU:CD2	2.43	0.66
4:32:202:LEU:O	4:32:206:PHE:N	2.28	0.66

Continued on next page...

Continued from previous page...

Atom-1	Atom-2	Interatomic distance (Å)	Clash overlap (Å)
1:13:224:C:H2'	1:13:225:C:C6	2.30	0.66
26:14:2475:C:H5''	26:14:2476:A:H5''	1.77	0.66
1:1G:1206:G:C6	1:1G:1207:G:C6	2.83	0.66
1:1G:828:A:H2'	1:1G:829:G:O4'	1.95	0.66
26:1H:2019:A:N7	53:N8:9:LYS:NZ	2.38	0.66
36:25:1:MET:HB3	36:25:32:TYR:HB3	1.76	0.66
26:14:2100:G:O6	26:14:2189:U:N3	2.28	0.66
26:14:275:G:O2'	26:14:276:A:O4'	2.11	0.66
17:8I:65:ILE:HG21	17:8I:69:LYS:HE2	1.77	0.66
1:1G:1255:G:HO2'	1:1G:1258:G:HO2'	1.41	0.66
1:1G:1256:A:N6	1:1G:1277:C:H3'	2.10	0.66
26:14:2784:C:O2'	30:29:37:ARG:NH2	2.29	0.66
2:12:12:GLU:HG3	2:12:16:HIS:CG	2.30	0.66
15:6I:70:LEU:HG	15:6I:78:TYR:HB2	1.78	0.66
41:B8:108:ARG:HA	41:B8:111:ARG:NE	2.10	0.66
26:1H:805:G:OP1	60:1H:3533:HOH:O	2.14	0.66
2:1E:54:THR:HG21	2:1E:201:ILE:HD11	1.77	0.66
31:39:79:GLY:HA2	31:39:86:GLY:HA2	1.77	0.66
28:79:47:LEU:HD22	28:79:48:GLY:H	1.59	0.66
2:1E:43:ASP:HB3	2:1E:46:LYS:HD2	1.78	0.66
1:1G:1025:U:H5'	1:1G:1026:G:H5'	1.78	0.66
26:14:1027:A:H2	26:14:2487:G:HO2'	1.41	0.66
5:42:31:LEU:HD22	5:42:45:PHE:HB3	1.78	0.66
32:41:5:VAL:H	52:M8:25:TYR:HE2	1.43	0.66
26:1H:1433:U:O2	26:1H:1561:G:C2	2.48	0.66
1:1G:422:C:O2'	1:1G:423:G:N2	2.28	0.66
1:1G:973:G:O3'	14:5A:41:ARG:NH2	2.27	0.66
40:A8:28:VAL:HG11	40:A8:98:VAL:HG13	1.78	0.66
5:4E:144:THR:OG1	5:4E:147:ASP:OD1	2.10	0.66
1:13:973:G:H3'	1:13:974:A:H5''	1.77	0.66
2:1E:80:ILE:HG21	2:1E:212:GLN:HA	1.77	0.66
1:1G:1432:G:N2	60:1G:1704:HOH:O	2.28	0.66
19:AI:5:LEU:HD13	19:AI:10:PHE:CD2	2.31	0.66
27:1J:15:A:OP2	27:1J:69:G:N2	2.28	0.66
8:72:109:ILE:HG22	8:72:137:VAL:HB	1.78	0.66
24:3K:19:G:N2	24:3K:56:C:N3	2.40	0.66
1:13:1213:A:O2'	1:13:1215:G:N7	2.26	0.66
1:13:680:C:H2'	1:13:681:C:H6	1.60	0.66
26:1H:1970:A:OP1	60:1H:3530:HOH:O	2.13	0.66
32:49:125:PHE:HB3	32:49:166:ASP:HB2	1.77	0.66
1:1G:1349:A:OP2	9:82:118:LYS:NZ	2.28	0.66

Continued on next page...

Continued from previous page...

Atom-1	Atom-2	Interatomic distance (Å)	Clash overlap (Å)
4:32:31:CYS:HB2	4:32:33:MET:O	1.96	0.66
4:3E:122:ARG:HH12	4:3E:135:LEU:HD13	1.61	0.66
29:11:75:ILE:HD13	29:11:99:ASP:OD2	1.95	0.66
1:13:1238:A:N3	1:13:1241:G:O2'	2.28	0.66
26:1H:1693:U:O2'	29:11:14:ARG:NH2	2.29	0.66
26:1H:2298:A:H62	26:1H:2318:G:H8	1.44	0.66
26:14:2681:C:H5	26:14:2725:A:H62	1.41	0.66
26:1H:2232:U:P	49:J8:40:ARG:HH12	2.17	0.66
26:14:271(B):G:N7	26:14:421:U:H2'	2.11	0.66
33:59:171:LEU:HD13	33:59:172:LYS:N	2.08	0.66
10:1I:49:VAL:HG23	14:5I:41:ARG:HB2	1.76	0.66
30:29:37:ARG:HE	30:29:42:ASP:CG	1.98	0.66
26:14:1871:A:H2'	26:14:1872:A:C8	2.30	0.66
31:31:67:GLN:NE2	31:31:74:ARG:HD3	2.11	0.66
1:1G:1008:C:H42	1:1G:1021:G:H22	1.44	0.66
27:16:77:U:OP1	47:H8:19:ARG:NH2	2.29	0.66
26:1H:1434:A:H61	26:1H:1558:A:N6	1.92	0.66
26:14:2820:A:C5	39:55:4:LEU:HD11	2.31	0.66
9:8E:43:ALA:HA	9:8E:74:ILE:HD13	1.78	0.66
34:69:59:ALA:HA	34:69:62:LYS:HB3	1.78	0.66
26:1H:2577:A:H5'	26:1H:2578:G:H5'	1.78	0.66
26:14:2022:U:HO2'	26:14:2616:C:HO2'	1.41	0.66
2:1E:121:LEU:HA	2:1E:124:SER:HB2	1.76	0.66
26:1H:754:C:H2'	26:1H:755:C:H6	1.61	0.66
26:14:1169:G:N2	26:14:1180:C:N3	2.39	0.66
26:1H:2246:G:H2'	26:1H:2247:A:H8	1.61	0.66
26:1H:1590:U:H2'	26:1H:1591:G:C8	2.30	0.66
4:3E:89:THR:HG22	5:4E:97:GLY:HA2	1.78	0.66
8:72:39:LEU:HB3	8:72:45:ILE:HG12	1.78	0.66
26:1H:2572:A:N7	30:21:145:LYS:HB2	2.11	0.66
1:1G:1095:U:P	1:1G:1108:G:H1	2.19	0.66
3:22:11:ARG:HE	3:22:180:ALA:HB3	1.61	0.66
26:14:30:G:H2'	26:14:31:C:C6	2.30	0.66
1:13:1263:C:H2'	1:13:1264:C:H6	1.60	0.66
1:13:1151:A:HO2'	1:13:1152:A:H8	1.44	0.66
12:3I:83:VAL:HG13	12:3I:100:ILE:HG23	1.78	0.66
47:D5:59:LEU:HD12	47:D5:69:THR:CG2	2.25	0.65
26:14:2250:G:O2'	26:14:2496:C:OP1	2.12	0.65
1:1G:1160:G:OP1	2:12:133:LYS:NZ	2.29	0.65
31:39:101:LEU:O	31:39:106:ARG:NH1	2.30	0.65
11:2I:109:VAL:HG11	18:9I:84:LYS:HE2	1.77	0.65

Continued on next page...

Continued from previous page...

Atom-1	Atom-2	Interatomic distance (Å)	Clash overlap (Å)
26:1H:547:A:N3	26:1H:548:A:N6	2.44	0.65
48:E5:32:ARG:O	48:E5:34:GLY:N	2.25	0.65
26:1H:2068:U:N3	26:1H:2430:A:C2	2.64	0.65
20:BA:56:MET:HG2	20:BA:84:LEU:HD11	1.77	0.65
30:21:1:MET:N	30:21:83:ASP:O	2.27	0.65
12:3A:57:LYS:HG3	12:3A:67:THR:HG22	1.78	0.65
14:5A:21:TYR:HE1	14:5A:23:ARG:HE	1.44	0.65
26:14:34:C:O2'	26:14:35:G:H8	1.78	0.65
22:1L:15:G:N2	22:1L:48:C:N3	2.44	0.65
1:1G:1124:G:HO2'	1:1G:1145:C:N4	1.93	0.65
1:13:682:G:H1	1:13:708:C:H42	1.43	0.65
32:41:47:LYS:HD2	32:41:81:LYS:HB2	1.78	0.65
26:14:397:G:N7	60:14:3436:HOH:O	2.28	0.65
29:19:10:THR:OG1	29:19:13:ARG:HG2	1.96	0.65
26:14:863:A:H2'	26:14:864:G:C8	2.31	0.65
2:1E:11:LEU:HD12	2:1E:14:GLY:H	1.61	0.65
26:14:273(F):C:H3'	26:14:274:G:H5''	1.77	0.65
26:14:498:G:H21	46:C5:47:LYS:HZ1	1.44	0.65
1:1G:1070:U:P	5:42:25:ARG:HH12	2.20	0.65
2:1E:197:VAL:CG2	2:1E:200:ILE:HG12	2.26	0.65
20:BI:26:ASN:HB2	20:BI:71:THR:OG1	1.97	0.65
26:1H:1430:C:H2'	26:1H:1431:U:C6	2.31	0.65
42:C8:75:ASN:HB2	42:C8:78:THR:HG23	1.77	0.65
2:1E:100:GLY:O	2:1E:104:ASN:N	2.24	0.65
2:12:27:LYS:HE2	2:12:194:PRO:HD2	1.79	0.65
1:1G:1053:G:O2'	1:1G:1199:U:OP2	2.15	0.65
33:51:23:ARG:HD2	33:51:25:LYS:HE2	1.76	0.65
26:1H:1828:G:OP1	60:1H:3536:HOH:O	2.14	0.65
1:13:510:A:OP2	4:3E:49:ARG:NH2	2.25	0.65
26:14:1131:G:H4'	35:15:82:LEU:HB2	1.77	0.65
46:C5:63:LYS:HA	46:C5:63:LYS:HE2	1.78	0.65
50:K8:64:LEU:HD22	50:K8:68:ARG:HD2	1.77	0.65
1:13:35:G:O2'	12:3I:118:SER:O	2.13	0.65
4:32:3:ARG:NE	4:32:118:ARG:HE	1.94	0.65
32:41:66:GLN:NE2	32:41:93:THR:O	2.24	0.65
26:1H:768:G:O2'	26:1H:1379:A:N6	2.28	0.65
26:1H:270(X):G:O6	60:1H:3527:HOH:O	2.12	0.65
38:88:5:ARG:HH22	38:88:6:ARG:NH2	1.94	0.65
15:6I:74:ASP:HB3	15:6I:77:ARG:HB3	1.77	0.65
1:1G:40:C:H42	1:1G:402:G:H1	1.42	0.65
26:1H:2125:G:H1	26:1H:2171:A:H5''	1.61	0.65

Continued on next page...

Continued from previous page...

Atom-1	Atom-2	Interatomic distance (Å)	Clash overlap (Å)
1:13:730:G:C5	1:13:731:G:H1'	2.30	0.65
26:1H:1000:A:N6	26:1H:1154:G:O2'	2.29	0.65
32:41:98:ARG:NH2	52:M8:1:MET:HE3	2.12	0.65
37:35:55:ARG:HG2	37:35:56:SER:H	1.60	0.65
1:1G:363:A:OP1	12:3A:33:ARG:HG3	1.96	0.65
26:1H:1532:C:N3	26:1H:1539:G:N2	2.42	0.65
26:14:2134:A:H8	26:14:2134:A:OP1	1.79	0.65
29:11:124:PRO:HG2	29:11:129:ASN:HD21	1.62	0.65
32:49:119:GLY:H	32:49:181:ARG:HB2	1.61	0.65
1:1G:1209:C:O2'	1:1G:1214:C:N4	2.29	0.65
26:1H:1593:G:H2'	26:1H:1594:G:C8	2.31	0.65
16:7I:71:ARG:O	16:7I:75:ARG:N	2.29	0.65
26:14:1717:G:H1	26:14:1742:C:H42	1.43	0.65
43:D8:47:VAL:HG13	43:D8:48:GLY:H	1.61	0.65
31:39:108:LYS:O	31:39:112:MET:HG3	1.97	0.65
32:41:112:PRO:HB3	52:M8:37:SER:N	2.11	0.65
26:1H:2773:C:H5''	30:21:164:ARG:HG2	1.79	0.65
1:13:1226:C:H2'	13:4I:103:THR:HB	1.77	0.65
1:13:191(D):U:H2'	1:13:191(E):G:C8	2.31	0.65
26:1H:1171:G:N7	26:1H:1174:A:N6	2.43	0.65
30:21:174:ASP:HB3	30:21:183:LEU:HD13	1.78	0.65
26:14:900:A:H2'	26:14:901:A:C8	2.32	0.65
27:1J:80:U:H2'	27:1J:81:G:N2	2.11	0.65
26:14:1314:C:OP1	60:14:3407:HOH:O	2.14	0.65
38:45:38:GLU:HG3	38:45:127:ILE:HG22	1.79	0.65
26:1H:2590:A:OP2	29:11:237:GLU:HB3	1.97	0.65
1:13:1:U:C2	1:13:630:G:H1'	2.31	0.65
1:13:247:G:OP2	17:8I:100:LYS:HG2	1.97	0.65
26:1H:771:G:N7	60:1H:3585:HOH:O	2.30	0.65
29:11:183:ARG:NH1	29:11:269:PHE:CB	2.51	0.65
37:35:13:ASN:C	37:35:15:ARG:H	2.00	0.65
26:1H:1535:U:H5''	26:1H:1537:C:H41	1.61	0.65
55:M5:14:VAL:HG11	55:M5:22:VAL:HG13	1.77	0.65
42:85:90:VAL:HG22	43:95:39:LEU:HB3	1.78	0.65
50:K8:47:ASN:C	50:K8:49:LYS:H	2.00	0.65
42:C8:88:ILE:O	42:C8:90:VAL:N	2.30	0.65
31:31:65:TRP:CZ3	31:31:72:ARG:HB3	2.32	0.65
24:3L:3:G:N2	24:3L:70:C:N3	2.40	0.65
26:1H:1997:G:OP2	60:1H:3537:HOH:O	2.15	0.65
8:72:97:VAL:HG22	8:72:129:VAL:O	1.97	0.65
26:1H:2713:A:OP2	60:1H:3534:HOH:O	2.14	0.65

Continued on next page...

Continued from previous page...

Atom-1	Atom-2	Interatomic distance (Å)	Clash overlap (Å)
28:71:182:PRO:HA	28:71:185:LEU:HG	1.79	0.65
32:41:95:ARG:HA	32:41:99:MET:HB2	1.78	0.65
1:1G:1127:G:H2'	1:1G:1128:C:H6	1.62	0.65
1:13:1177:G:OP1	1:13:1177:G:H4'	1.95	0.65
1:1G:1359:C:O2'	1:1G:1361:G:N7	2.30	0.65
8:72:36:LEU:HD23	8:72:39:LEU:HD22	1.79	0.65
14:5I:2:ALA:HB3	14:5I:6:LEU:HD23	1.78	0.65
26:1H:2246:G:H2'	26:1H:2247:A:C8	2.32	0.65
1:13:427:U:OP1	4:3E:13:ARG:NH2	2.29	0.65
26:14:108:U:H2'	26:14:109:G:C8	2.32	0.65
3:2E:73:PRO:O	3:2E:76:VAL:HG22	1.96	0.65
37:35:85:LEU:HA	37:35:88:LEU:HB2	1.78	0.65
26:14:2745:C:H4'	33:59:145:ALA:HB3	1.78	0.65
12:3A:28:LYS:HD3	12:3A:33:ARG:NH1	2.12	0.65
26:14:2032:G:O6	60:14:3414:HOH:O	2.11	0.65
26:14:2134:A:H2	26:14:2159:G:H1'	1.62	0.65
26:1H:2599:G:N7	29:11:236:GLY:HA2	2.12	0.65
26:14:1198:U:H2'	26:14:1199:U:C6	2.32	0.65
1:1G:32:A:H2'	1:1G:33:A:C8	2.32	0.65
2:12:189:ASP:HB3	2:12:203:GLY:O	1.97	0.65
16:7I:5:ARG:HE	16:7I:22:THR:HG21	1.61	0.65
9:8E:21:PRO:HA	9:8E:58:HIS:O	1.96	0.65
28:71:58:VAL:O	28:71:164:ARG:NH2	2.29	0.65
26:14:1384:A:N3	26:14:1405:U:H1'	2.11	0.65
26:1H:860:U:H5	26:1H:917:A:C2	2.14	0.65
31:31:179:GLU:OE1	31:31:179:GLU:N	2.26	0.65
19:AA:16:LEU:O	19:AA:20:LEU:HD13	1.96	0.65
43:95:85:LYS:CG	43:95:87:HIS:H	2.08	0.64
24:3K:67:C:H2'	24:3K:68:G:C8	2.31	0.64
6:5E:27:GLN:HA	6:5E:30:LEU:HD12	1.79	0.64
1:1G:631:G:H4'	1:1G:632:A:H5'	1.78	0.64
26:14:1654:A:H1'	26:14:2823:A:H5'	1.78	0.64
26:1H:784:A:C6	29:11:229:VAL:HG11	2.31	0.64
26:1H:639:U:O2'	26:1H:640:C:H5'	1.96	0.64
26:14:2331:G:O3'	48:E5:43:THR:HG22	1.96	0.64
34:69:117:GLU:HG2	34:69:118:LYS:HG2	1.78	0.64
5:42:81:GLU:OE1	5:42:81:GLU:N	2.29	0.64
4:32:13:ARG:HD2	4:32:38:TYR:O	1.96	0.64
47:H8:9:TYR:HE1	47:H8:61:LEU:HD12	1.62	0.64
38:45:89:ASN:O	38:45:89:ASN:ND2	2.29	0.64
45:B5:8:ILE:O	50:G5:36:ARG:NH2	2.30	0.64

Continued on next page...

Continued from previous page...

Atom-1	Atom-2	Interatomic distance (Å)	Clash overlap (Å)
26:14:2210:G:H3'	26:14:2211:G:C5	2.32	0.64
1:1G:736:C:OP1	18:9A:72:ARG:NH2	2.30	0.64
29:19:71:ASP:OD1	29:19:71:ASP:N	2.27	0.64
26:14:2439:A:C8	26:14:2439:A:H5'	2.32	0.64
26:1H:2795:G:H2'	26:1H:2798:C:H5''	1.78	0.64
5:4E:33:VAL:HG11	5:4E:109:ILE:HA	1.79	0.64
26:1H:1899:G:H21	26:1H:1902:C:H5	1.44	0.64
38:88:66:ILE:O	38:88:104:PHE:N	2.29	0.64
42:C8:92:ARG:NH1	43:D8:11:GLN:O	2.31	0.64
26:14:2147:G:C5	26:14:2148:G:H1'	2.31	0.64
26:14:5:A:N6	26:14:7:G:O6	2.31	0.64
40:65:62:LYS:O	40:65:66:ALA:N	2.30	0.64
5:42:51:VAL:HB	5:42:52:PRO:HD3	1.78	0.64
26:14:873:G:H1'	38:45:29:PHE:HE2	1.60	0.64
49:F5:82:LEU:HG	49:F5:83:GLU:H	1.62	0.64
26:14:993:G:N3	43:95:89:GLN:NE2	2.45	0.64
33:59:11:VAL:HG13	33:59:69:ARG:HH22	1.62	0.64
26:14:140:A:H8	26:14:1408:C:HO2'	1.41	0.64
10:1I:75:ILE:HD12	10:1I:76:ASN:N	2.13	0.64
1:1G:413:G:H2'	1:1G:428:G:N2	2.12	0.64
1:13:1127:G:H2'	1:13:1128:C:C2	2.32	0.64
20:BI:57:ARG:NH1	20:BI:102:GLY:HA2	2.12	0.64
38:45:21:THR:HG21	38:45:101:ARG:HD2	1.80	0.64
22:1L:53:G:H4'	38:45:56:ARG:NH2	2.12	0.64
43:95:79:VAL:O	43:95:80:GLN:HG2	1.97	0.64
6:5E:33:TYR:HB2	6:5E:75:LEU:HD23	1.79	0.64
30:29:110:GLY:O	60:55:201:HOH:O	2.14	0.64
26:1H:1639:U:H2'	26:1H:1640:C:H5''	1.79	0.64
26:14:1041:C:H2'	26:14:1042:G:C8	2.32	0.64
55:M5:33:ASN:HA	55:M5:36:LYS:HD2	1.79	0.64
24:3K:19:G:O2'	24:3K:57:G:N3	2.29	0.64
1:13:377:G:H1	1:13:386:C:H42	1.46	0.64
37:35:95:VAL:HG23	37:35:99:LEU:HD22	1.79	0.64
27:1J:44:G:H5''	27:1J:45:A:OP1	1.97	0.64
26:14:566:U:H5''	37:35:29:LYS:HE3	1.80	0.64
32:41:50:ALA:O	32:41:53:LEU:HD23	1.97	0.64
43:95:22:VAL:HG22	43:95:23:GLU:H	1.61	0.64
13:4A:89:GLY:HA2	13:4A:92:HIS:HB2	1.78	0.64
26:1H:2210:G:H3'	26:1H:2211:G:C8	2.33	0.64
1:13:363:A:N7	12:3I:33:ARG:NH1	2.46	0.64
24:3K:35:U:H2'	24:3K:36:U:H6	1.62	0.64

Continued on next page...

Continued from previous page...

Atom-1	Atom-2	Interatomic distance (Å)	Clash overlap (Å)
37:78:49:ARG:HH11	55:Q8:61:LEU:CD2	1.94	0.64
1:13:1367:C:H5'	10:1I:60:ARG:NH1	2.11	0.64
26:1H:730:C:OP2	60:1H:3535:HOH:O	2.14	0.64
8:7E:82:HIS:CE1	8:7E:138:TRP:CZ2	2.85	0.64
46:G8:38:ILE:HD12	46:G8:64:GLU:O	1.97	0.64
4:32:108:LEU:HD13	4:32:174:LEU:HD22	1.79	0.64
40:65:78:LEU:HD12	40:65:107:GLU:HB3	1.79	0.64
3:22:14:ILE:HG23	3:22:15:THR:HG23	1.80	0.64
23:2L:1:C:H2'	23:2L:2:G:H5'	1.78	0.64
38:45:18:LYS:H	38:45:98:LYS:NZ	1.96	0.64
8:72:86:ILE:HG21	8:72:133:LEU:HD22	1.79	0.64
26:14:2429:G:O6	37:35:61:ARG:NH2	2.30	0.64
1:13:177:C:OP1	20:BI:65:LYS:NZ	2.27	0.64
1:13:780:A:OP2	60:13:1806:HOH:O	2.15	0.64
26:1H:106:C:H2'	26:1H:107:C:H6	1.63	0.64
1:13:504:C:OP1	60:13:1807:HOH:O	2.15	0.64
29:19:146:GLU:HB2	29:19:189:CYS:HB3	1.78	0.64
1:1G:317:G:H1	1:1G:336:C:H42	1.43	0.64
36:68:63:VAL:HG23	36:68:64:ARG:HG2	1.80	0.64
10:1A:33:GLN:HB3	10:1A:75:ILE:HD11	1.79	0.64
41:75:16:ARG:NH1	41:75:83:ILE:O	2.29	0.64
11:2A:48:ILE:HD11	11:2A:64:ALA:HA	1.80	0.64
23:2K:54:G:H2'	23:2K:55:5MU:H6	1.63	0.64
1:1G:1300:G:O2'	1:1G:1301:U:O5'	2.12	0.64
17:8I:43:LEU:HB3	17:8I:69:LYS:HG3	1.78	0.64
26:1H:1534:G:O2'	26:1H:1535:U:O4'	2.14	0.64
1:13:1453:G:H2'	20:BI:39:LYS:HE2	1.79	0.64
28:71:43:VAL:HG22	28:71:215:THR:H	1.63	0.64
13:4I:27:LYS:HD3	13:4I:31:LYS:HZ3	1.63	0.64
13:4I:34:LEU:HD23	13:4I:39:ILE:HB	1.79	0.64
24:3K:36:U:H2'	24:3K:37:A:H8	1.62	0.64
43:D8:15:GLU:HG3	43:D8:16:PRO:HD2	1.78	0.64
26:1H:287:C:H2'	26:1H:288:C:H6	1.62	0.64
1:13:576:G:OP1	60:13:1808:HOH:O	2.15	0.64
5:4E:76:ILE:HG13	5:4E:93:PRO:HG3	1.79	0.64
39:98:13:HIS:CD2	39:98:15:SER:HB2	2.32	0.64
26:1H:210:C:OP2	54:P8:29:LYS:NZ	2.30	0.64
27:1J:101:A:N7	60:1J:302:HOH:O	2.30	0.64
1:13:452:A:OP2	16:7I:43:LYS:NZ	2.20	0.64
52:M8:34:GLU:HG2	52:M8:35:VAL:N	2.12	0.64
1:1G:977:A:HO2'	1:1G:981:U:H3	1.45	0.64

Continued on next page...

Continued from previous page...

Atom-1	Atom-2	Interatomic distance (Å)	Clash overlap (Å)
26:1H:1639:U:C2'	26:1H:1640:C:H5''	2.28	0.64
26:1H:1035:U:H2'	26:1H:1036:G:C8	2.33	0.64
26:14:2250:G:C5	38:45:82:ARG:HG3	2.33	0.64
19:AI:5:LEU:HD13	19:AI:10:PHE:CG	2.33	0.64
26:1H:660:G:N2	37:78:12:ALA:HA	2.12	0.64
26:14:2749:A:H4'	33:59:62:LYS:HG3	1.80	0.64
26:14:77:C:H42	26:14:109:G:H1	1.46	0.64
20:BI:53:LEU:HB3	20:BI:57:ARG:HH12	1.61	0.64
39:98:96:ARG:HD2	39:98:98:LEU:HD11	1.80	0.64
29:19:12:SER:HB2	29:19:208:LYS:HB3	1.79	0.64
1:1G:192:U:H4'	20:BA:57:ARG:HD3	1.78	0.64
37:78:71:VAL:HG13	37:78:72:PRO:HD3	1.79	0.64
39:98:10:LEU:O	39:98:12:ARG:N	2.31	0.64
34:61:3:VAL:HG12	34:61:38:LEU:HA	1.80	0.64
5:42:9:LYS:HB3	5:42:112:LEU:HD11	1.78	0.64
26:1H:184:C:H2'	26:1H:185:U:H6	1.62	0.64
34:61:117:GLU:N	34:61:117:GLU:OE1	2.28	0.64
1:13:631:G:HO2'	1:13:632:A:H8	1.45	0.64
22:1L:57:G:OP2	38:45:60:ARG:NH2	2.31	0.64
26:14:1816:G:OP2	29:19:39:LYS:NZ	2.31	0.64
2:1E:163:PHE:HD1	2:1E:185:ILE:HG13	1.63	0.64
38:88:139:GLU:HG3	47:H8:122:ARG:NH1	2.11	0.64
4:32:161:ASN:O	4:32:165:MET:HB2	1.97	0.64
2:12:74:LYS:HE2	2:12:169:LYS:HG3	1.78	0.64
13:4A:51:ALA:HA	13:4A:54:VAL:HG12	1.80	0.64
1:1G:1181:G:N2	1:1G:1182:G:HO2'	1.95	0.64
55:Q8:54:GLU:O	55:Q8:58:ILE:HG12	1.98	0.64
26:14:1771:C:HO2'	26:14:1786:A:H8	1.46	0.64
26:1H:29:U:H2'	26:1H:30:G:C8	2.33	0.64
47:H8:120:ILE:HG22	47:H8:121:HIS:ND1	2.12	0.64
1:1G:19:C:OP1	5:42:125:SER:OG	2.16	0.64
12:3A:39:VAL:HG11	12:3A:41:ARG:CZ	2.27	0.64
4:3E:85:LYS:N	4:3E:86:LYS:HA	2.13	0.64
22:1K:6:G:H2'	22:1K:7:U:H6	1.63	0.64
2:1E:237:ALA:O	2:1E:239:VAL:N	2.31	0.64
1:1G:827:U:H3	1:1G:872:A:H62	1.46	0.64
26:1H:184:C:H2'	26:1H:185:U:C6	2.33	0.64
20:BI:35:THR:HA	20:BI:38:LYS:HE2	1.80	0.64
26:14:1342:A:H2	26:14:1602:U:H3	1.46	0.64
5:4E:79:GLU:HG2	5:4E:92:LYS:HG3	1.79	0.64
26:1H:1556:C:H2'	26:1H:1557:C:H6	1.62	0.64

Continued on next page...

Continued from previous page...

Atom-1	Atom-2	Interatomic distance (Å)	Clash overlap (Å)
26:14:1341:U:OP2	26:14:1394:U:O2'	2.14	0.64
31:31:29:ASN:HB3	31:31:112:MET:HE1	1.79	0.64
24:3K:27:G:H22	24:3K:44:U:H1'	1.61	0.64
26:14:2267:A:OP2	60:14:3416:HOH:O	2.15	0.64
1:13:392:G:H5'	16:7I:12:LYS:HD2	1.80	0.64
26:14:270(N):G:H1'	26:14:270(P):C:O4'	1.98	0.64
32:41:113:ARG:NE	52:M8:34:GLU:OE1	2.29	0.63
26:14:479:A:N3	26:14:481:G:H5''	2.13	0.63
31:31:66:PRO:O	31:31:67:GLN:HB3	1.98	0.63
26:14:2147:G:H2'	26:14:2148:G:H4'	1.80	0.63
26:14:108:U:H2'	26:14:109:G:H8	1.63	0.63
1:1G:736:C:H2'	1:1G:737:A:C8	2.33	0.63
1:1G:359:U:H2'	1:1G:360:A:C8	2.33	0.63
26:14:2327:A:H2'	26:14:2328:A:C8	2.33	0.63
26:14:2311:A:H62	32:49:47:LYS:HE3	1.62	0.63
32:49:124:SER:HB2	32:49:131:TYR:CE1	2.32	0.63
47:H8:165:VAL:HG12	47:H8:167:PRO:HD3	1.77	0.63
26:1H:1022:G:N2	26:1H:1142(A):A:N1	2.43	0.63
31:39:63:LYS:HE3	31:39:67:GLN:HB2	1.80	0.63
24:3L:8:U:O2'	24:3L:48:C:O2	2.15	0.63
24:3K:56:C:H2'	24:3K:57:G:H8	1.63	0.63
20:BA:57:ARG:HA	20:BA:60:GLU:HB2	1.80	0.63
26:14:559:G:O2'	42:85:52:ARG:NH1	2.32	0.63
42:85:66:ASN:HD21	42:85:70:ARG:HH21	1.44	0.63
47:D5:93:ASP:HB3	47:D5:131:ARG:NH2	2.14	0.63
8:7E:29:SER:HB3	8:7E:32:LYS:H	1.63	0.63
26:1H:2849:U:H4'	26:1H:2868:A:C2	2.33	0.63
26:1H:1021:A:H8	26:1H:1021:A:H3'	1.62	0.63
30:29:54:GLN:N	30:29:74:PRO:HB3	2.13	0.63
26:1H:1111:A:H4'	33:51:3:ARG:HH11	1.63	0.63
26:14:459:U:H5''	54:L5:40:TRP:CE2	2.33	0.63
34:69:81:VAL:H	34:69:143:SER:CB	2.11	0.63
26:14:943:U:P	37:35:36:LYS:HG3	2.38	0.63
26:1H:1496:A:H5'	26:1H:1497:U:OP1	1.98	0.63
34:69:117:GLU:HG2	34:69:118:LYS:N	2.14	0.63
2:1E:185:ILE:HG22	2:1E:199:TYR:HB2	1.81	0.63
45:F8:68:ARG:NH2	45:F8:69:TYR:OH	2.16	0.63
1:13:76:G:O4'	1:13:95:G:N2	2.30	0.63
26:1H:836:G:H5''	26:1H:837:C:OP2	1.99	0.63
20:BA:49:ALA:HA	20:BA:52:ALA:HB3	1.80	0.63
29:19:44:ASN:HB3	29:19:45:ASN:C	2.18	0.63

Continued on next page...

Continued from previous page...

Atom-1	Atom-2	Interatomic distance (Å)	Clash overlap (Å)
1:1G:1305:G:H21	1:1G:1331:G:H2'	1.64	0.63
1:13:345:C:O2'	1:13:346:G:N2	2.30	0.63
3:22:34:LEU:HD13	14:5A:25:VAL:HG21	1.80	0.63
29:19:262:ARG:NH1	29:19:263:ARG:H	1.97	0.63
26:14:2380:C:OP1	40:65:20:ARG:NH1	2.32	0.63
41:B8:6:LEU:HA	41:B8:9:LEU:HB2	1.80	0.63
26:1H:2129:C:OP1	28:71:6:ARG:NE	2.31	0.63
26:14:1041:C:H2'	26:14:1042:G:H8	1.64	0.63
32:41:16:ARG:O	32:41:20:ILE:HG13	1.97	0.63
28:71:208:PHE:CZ	28:71:209:LEU:HG	2.32	0.63
4:3E:103:ASN:OD1	4:3E:114:ARG:NH2	2.31	0.63
1:1G:1053:G:H5''	1:1G:1054:C:H3'	1.79	0.63
26:1H:860:U:C5	26:1H:917:A:C2	2.86	0.63
29:19:83:GLU:OE1	29:19:104:TYR:OH	2.15	0.63
34:61:65:ALA:O	34:61:68:LEU:N	2.31	0.63
16:7I:20:VAL:HG21	16:7I:32:TYR:CG	2.34	0.63
26:14:2324:C:H5''	26:14:2325:G:H5'	1.80	0.63
1:13:600:C:OP1	8:7E:98:LYS:NZ	2.26	0.63
4:32:70:ILE:HD11	4:32:75:PHE:HD2	1.64	0.63
47:D5:65:GLN:HE21	47:D5:67:LEU:HD21	1.64	0.63
29:11:35:LYS:HZ2	29:11:35:LYS:N	1.96	0.63
26:14:1537:C:H2'	26:14:1538:G:C8	2.33	0.63
26:14:819:A:OP2	26:14:1187:G:N2	2.31	0.63
26:1H:2794:C:N4	26:1H:2804:C:N3	2.46	0.63
42:85:74:LEU:HB2	42:85:78:THR:HB	1.79	0.63
30:29:60:ASN:OD1	30:29:63:LEU:HD22	1.99	0.63
1:13:377:G:H5'	16:7I:5:ARG:HH12	1.64	0.63
31:31:29:ASN:H	31:31:112:MET:HE3	1.64	0.63
1:1G:552:U:H2'	1:1G:553:A:H8	1.64	0.63
26:14:91:A:H2'	26:14:92:G:H8	1.64	0.63
26:14:1485:G:H1	26:14:1504:C:H42	1.45	0.63
38:45:37:LEU:HD21	38:45:130:LYS:HD3	1.80	0.63
15:6I:48:LYS:HA	15:6I:48:LYS:HE3	1.80	0.63
7:6E:5:ARG:CZ	7:6E:7:ALA:HA	2.29	0.63
26:1H:1130:U:O2	30:21:149:ARG:NH2	2.27	0.63
4:32:81:GLU:HB3	4:32:85:LYS:HD3	1.80	0.63
9:8E:24:GLY:HA2	9:8E:59:PHE:O	1.99	0.63
23:2L:23:G:H2'	23:2L:24:C:H6	1.63	0.63
3:22:109:PRO:HB2	3:22:115:LEU:HD13	1.79	0.63
26:1H:1516:U:H2'	26:1H:1517:G:H8	1.64	0.63
26:1H:2400:G:H2'	26:1H:2401:U:H6	1.64	0.63

Continued on next page...

Continued from previous page...

Atom-1	Atom-2	Interatomic distance (Å)	Clash overlap (Å)
32:49:119:GLY:N	32:49:181:ARG:HB2	2.14	0.63
28:79:14:VAL:HA	28:79:222:VAL:HG22	1.81	0.63
1:13:756:C:H1'	8:7E:1:MET:HE1	1.79	0.63
3:2E:16:ARG:HH22	3:2E:183:ASP:HA	1.63	0.63
42:C8:44:ASN:ND2	43:D8:75:PHE:O	2.28	0.63
1:13:1502:A:H2	1:13:1505:G:N1	1.90	0.63
1:13:964:A:O2'	10:1I:55:LYS:HE3	1.99	0.63
31:39:53:THR:HG23	31:39:55:GLY:H	1.63	0.63
46:C5:82:PRO:HB3	46:C5:99:CYS:HB2	1.81	0.63
26:14:1332:G:N2	26:14:1609:A:O2'	2.31	0.63
32:41:67:LYS:CD	32:41:67:LYS:H	2.12	0.63
6:5E:41:GLU:HB2	6:5E:62:TRP:HB3	1.80	0.63
26:1H:2795:G:O6	26:1H:2803:C:N4	2.32	0.63
47:D5:93:ASP:HB3	47:D5:131:ARG:HH21	1.63	0.63
1:13:1171:G:H2'	1:13:1172:C:H6	1.62	0.63
26:14:1525:G:H2'	26:14:1526:G:C8	2.34	0.63
39:55:97:VAL:HG22	39:55:114:VAL:HG22	1.80	0.63
30:21:28:ALA:HB3	30:21:93:VAL:HG12	1.79	0.63
20:BA:72:LEU:HD11	20:BA:80:ARG:HH21	1.64	0.63
31:31:130:ALA:HA	31:31:132:VAL:HG22	1.81	0.63
1:1G:222:U:H2'	1:1G:223:U:H6	1.63	0.63
47:D5:53:ILE:HG13	47:D5:54:HIS:CD2	2.24	0.63
26:1H:1568:G:P	29:11:63:ARG:HH12	2.22	0.63
26:1H:2061:G:OP2	26:1H:2502:G:H5'	1.99	0.63
38:88:134:ARG:NH1	47:H8:122:ARG:HD2	2.14	0.63
4:32:20:TYR:HD1	4:32:26:CYS:HB3	1.63	0.63
12:3A:33:ARG:H	12:3A:85:ILE:HG22	1.64	0.63
26:14:2123:G:O6	26:14:2173:A:N6	2.31	0.63
14:5A:9:LYS:HA	14:5A:12:ARG:NH1	2.14	0.63
26:1H:1012:U:OP1	42:C8:75:ASN:ND2	2.30	0.63
1:13:1117:G:H5''	9:8E:104:ARG:NH1	2.14	0.63
26:1H:654(O):G:H3'	26:1H:654(P):G:O4'	1.99	0.63
26:14:620:G:H5''	26:14:620:G:N3	2.13	0.63
13:4I:13:LYS:O	13:4I:44:ARG:NH1	2.32	0.63
17:8A:76:LEU:HD11	17:8A:79:SER:HB3	1.81	0.63
47:H8:33:LEU:HD21	47:H8:90:VAL:HG11	1.81	0.63
21:1F:5:ASP:HB3	21:1F:8:THR:HG22	1.79	0.63
23:2L:62:C:H2'	23:2L:63:C:H6	1.64	0.63
1:13:1494:G:N7	57:13:1730:PAR:N32	2.47	0.63
1:13:686:U:O2'	1:13:687:A:OP2	2.15	0.63
48:I8:83:PRO:O	48:I8:84:LEU:HB2	1.97	0.63

Continued on next page...

Continued from previous page...

Atom-1	Atom-2	Interatomic distance (Å)	Clash overlap (Å)
7:62:115:ARG:HB2	7:62:118:VAL:HG13	1.81	0.63
1:1G:1287:A:H2'	1:1G:1288:A:C8	2.34	0.62
42:85:102:GLU:HB3	42:85:105:VAL:HG22	1.81	0.62
26:1H:1405:U:H2'	26:1H:1406:U:H6	1.59	0.62
24:3K:15:G:H1	24:3K:48:C:N4	1.97	0.62
1:1G:1157:A:H2	1:1G:1180:A:C6	2.16	0.62
1:13:1391:U:H2'	1:13:1392:G:H8	1.64	0.62
34:61:38:LEU:HD13	34:61:40:THR:HG23	1.81	0.62
26:1H:1228:G:OP2	42:C8:16:LYS:NZ	2.31	0.62
28:79:19:ILE:HA	28:79:223:ARG:HB3	1.81	0.62
36:25:47:ILE:HG23	36:25:48:PRO:HD2	1.81	0.62
36:25:64:ARG:HB2	36:25:83:ALA:HB3	1.81	0.62
1:13:1347:G:H5''	9:8E:107:ARG:HB3	1.80	0.62
26:14:270(L):U:O2	34:69:50:ARG:NH1	2.32	0.62
26:1H:252:G:OP2	37:78:50:ARG:NH1	2.31	0.62
12:3A:39:VAL:HG11	12:3A:41:ARG:HH21	1.62	0.62
7:62:93:PRO:HA	7:62:96:GLN:HB2	1.81	0.62
26:14:863:A:H2'	26:14:864:G:H8	1.64	0.62
32:49:72:ARG:HB3	32:49:85:GLY:HA2	1.79	0.62
2:12:61:LEU:HD12	2:12:160:ASP:HB2	1.80	0.62
1:13:1189:C:OP1	10:1I:51:ARG:NH2	2.31	0.62
8:7E:10:LEU:HD22	8:7E:83:ILE:HD11	1.81	0.62
15:6I:39:LEU:HB3	15:6I:56:LEU:HD12	1.79	0.62
26:14:2816:C:O3'	39:55:99:LYS:NZ	2.27	0.62
26:14:2660:A:OP1	26:14:2660:A:H8	1.82	0.62
31:39:182:ASN:ND2	31:39:185:ASP:OD2	2.28	0.62
29:19:206:LEU:HA	29:19:211:ARG:HE	1.63	0.62
29:11:29:PRO:HB2	29:11:30:GLU:CA	2.21	0.62
26:1H:2032:G:N2	30:21:146:THR:HG23	2.07	0.62
26:1H:1550:C:H2'	26:1H:1551:C:H6	1.64	0.62
26:14:2542:A:H5''	26:14:2542:A:N3	2.14	0.62
26:14:2647:U:H3	26:14:2673:G:H1	1.45	0.62
46:C5:82:PRO:HG3	46:C5:97:ARG:HB3	1.81	0.62
8:7E:88:LYS:N	8:7E:91:ARG:O	2.29	0.62
26:1H:2098:U:O2	26:1H:2191:G:N2	2.22	0.62
26:14:1418:G:O5'	26:14:1418:G:H8	1.82	0.62
1:13:1189:C:H5'	3:2E:5:ILE:HD13	1.81	0.62
12:3A:66:VAL:HG11	12:3A:98:TYR:HE2	1.64	0.62
1:1G:664:G:P	18:9A:64:ARG:HH21	2.22	0.62
1:1G:1333:A:H3'	1:1G:1334:G:H8	1.64	0.62
47:D5:161:VAL:HG12	47:D5:162:GLU:H	1.64	0.62

Continued on next page...

Continued from previous page...

Atom-1	Atom-2	Interatomic distance (Å)	Clash overlap (Å)
1:13:129(A):G:N2	1:13:188:U:O2'	2.32	0.62
31:39:25:PRO:HB3	31:39:28:ILE:HG23	1.80	0.62
26:1H:2130:U:OP2	28:71:6:ARG:NH1	2.32	0.62
1:1G:1001:G:H2'	1:1G:1002:G:C8	2.34	0.62
34:61:110:ASP:OD1	34:61:110:ASP:N	2.27	0.62
26:1H:2154:G:H2'	26:1H:2155:G:H8	1.62	0.62
26:14:925:C:H2'	26:14:926:A:C8	2.35	0.62
40:A8:106:ARG:HH11	40:A8:107:GLU:HG2	1.63	0.62
26:14:588:U:H1'	31:39:90:PHE:CG	2.34	0.62
1:13:156:G:H2'	1:13:157:G:C8	2.35	0.62
47:D5:71:VAL:HG12	47:D5:88:PHE:CE1	2.34	0.62
7:6E:28:ASN:HA	7:6E:31:MET:HE3	1.81	0.62
17:8I:43:LEU:HD12	17:8I:68:ARG:HG2	1.81	0.62
12:3A:27:LEU:HD23	12:3A:33:ARG:HG2	1.81	0.62
1:1G:420:U:H1'	1:1G:424:G:N2	2.14	0.62
26:1H:754:C:H2'	26:1H:755:C:C6	2.34	0.62
26:1H:2210:G:H5'	26:1H:2211:G:N7	2.14	0.62
26:1H:389:G:H1	37:78:71:VAL:HG12	1.63	0.62
26:1H:1771:C:O2'	26:1H:1786:A:H8	1.82	0.62
26:14:382:G:H1	26:14:392:C:H42	1.48	0.62
1:13:1118:C:H1'	1:13:1179:A:C4	2.34	0.62
26:1H:589:C:H2'	26:1H:590:A:C8	2.34	0.62
1:13:451:A:OP1	1:13:481:G:N2	2.28	0.62
31:31:6:VAL:N	31:31:24:LEU:O	2.33	0.62
4:3E:64:LEU:HD13	4:3E:198:VAL:HG21	1.80	0.62
1:13:1226:C:H4'	19:AI:80:TYR:OH	1.99	0.62
1:1G:438:G:H4'	4:32:123:HIS:HD2	1.63	0.62
20:BI:64:ASP:HA	20:BI:67:ALA:HB3	1.81	0.62
26:14:1657:C:H2'	26:14:1658:C:C6	2.34	0.62
26:1H:270(H):C:H42	26:1H:270(R):G:H1	1.47	0.62
26:1H:566:U:OP1	37:78:29:LYS:HD2	1.99	0.62
26:1H:2224:G:H4'	26:1H:2226:C:C2	2.35	0.62
1:1G:643:C:H2'	1:1G:644:G:H8	1.64	0.62
1:13:991:U:C4	1:13:1212:U:H1'	2.34	0.62
44:E8:35:ILE:HG23	53:N8:28:PRO:HD2	1.80	0.62
29:11:101:GLU:OE1	29:11:103:ARG:NH1	2.32	0.62
26:1H:111:A:H4'	50:K8:69:ARG:NH2	2.15	0.62
34:61:131:LYS:HB3	34:61:132:PRO:HA	1.82	0.62
46:C5:46:LYS:HB2	46:C5:61:ILE:H	1.65	0.62
1:13:1178:G:OP2	9:8E:93:ARG:NH1	2.33	0.62
26:14:460:A:OP1	54:L5:41:ARG:NH2	2.32	0.62

Continued on next page...

Continued from previous page...

Atom-1	Atom-2	Interatomic distance (Å)	Clash overlap (Å)
26:14:2577:A:O4'	53:J5:3:LYS:HB2	2.00	0.62
4:3E:191:ARG:NH1	4:3E:200:GLU:OE1	2.33	0.62
26:14:1945:G:H2'	26:14:1946:U:C6	2.35	0.62
26:14:2512:C:H5''	26:14:2513:G:OP2	1.99	0.62
1:1G:1213:A:N6	1:1G:1215:G:N3	2.48	0.62
26:1H:234:C:H2'	26:1H:235:U:H6	1.64	0.62
1:13:276:G:O3'	17:8I:68:ARG:NH1	2.31	0.62
31:39:5:ALA:H	31:39:19:GLU:HA	1.65	0.62
26:1H:1021:A:C8	26:1H:1021:A:H3'	2.33	0.62
26:1H:2314:C:H2'	26:1H:2315:G:H8	1.65	0.62
26:14:2056:G:H1	53:J5:3:LYS:HB3	1.64	0.62
1:1G:501:C:H2'	1:1G:502:G:H8	1.65	0.62
26:1H:2689:U:H5''	26:1H:2713:A:C2	2.35	0.62
26:14:1292:U:H2'	26:14:1293:C:C6	2.35	0.62
26:14:706:A:H2'	26:14:707:G:O4'	2.00	0.62
26:14:1403:C:OP1	26:14:1522:G:N2	2.25	0.62
26:1H:2309:A:H2'	26:1H:2310:A:O4'	2.00	0.62
11:2I:69:ALA:HB1	11:2I:73:MET:HE2	1.81	0.62
19:AI:40:ILE:HD11	19:AI:62:ILE:HG23	1.82	0.62
10:1A:16:LEU:HD23	10:1A:68:HIS:HB3	1.82	0.62
37:78:59:LEU:HD11	55:Q8:10:ALA:HA	1.81	0.62
1:1G:1080:A:H5'	5:42:14:ARG:NH2	2.13	0.62
1:1G:448:A:OP2	1:1G:485:G:N2	2.32	0.62
8:72:64:LYS:HG2	8:72:79:VAL:HG21	1.82	0.62
1:1G:1305:G:N2	1:1G:1331:G:H2'	2.14	0.62
29:11:33:LEU:HD23	29:11:33:LEU:H	1.64	0.62
31:31:39:TRP:O	31:31:43:LYS:HG2	2.00	0.62
1:13:407:G:O4'	4:3E:119:GLN:NE2	2.32	0.62
26:1H:934:G:H2'	26:1H:935:C:H6	1.64	0.62
1:1G:991:U:O2	1:1G:993:G:H8	1.83	0.62
32:41:150:ASP:OD1	32:41:151:ALA:N	2.33	0.62
1:13:1256:A:OP2	3:2E:26:LYS:NZ	2.24	0.62
26:1H:2362:G:OP2	55:Q8:44:LYS:NZ	2.32	0.62
26:1H:1705:G:C2'	26:1H:1706:U:H5'	2.29	0.62
1:13:1028:C:N4	1:13:1033:G:O6	2.32	0.62
41:B8:26:ASP:HB2	41:B8:91:ARG:HA	1.80	0.62
37:35:71:VAL:HG13	37:35:72:PRO:HD3	1.80	0.62
2:1E:118:LEU:HD12	2:1E:142:LEU:HB2	1.82	0.62
49:F5:56:GLN:HE22	49:F5:84:GLY:H	1.46	0.62
35:15:39:ARG:NH2	35:15:41:ASP:OD2	2.33	0.62
26:14:2432:A:C8	49:F5:33:LYS:HD2	2.35	0.62

Continued on next page...

Continued from previous page...

Atom-1	Atom-2	Interatomic distance (Å)	Clash overlap (Å)
26:14:1176:G:H8	26:14:1177:A:H2	1.47	0.62
6:5E:43:LEU:O	6:5E:43:LEU:HG	1.99	0.61
38:88:20:ALA:HB1	38:88:99:PRO:HB2	1.80	0.61
1:13:1171:G:H2'	1:13:1172:C:C6	2.35	0.61
29:11:79:VAL:O	29:11:113:VAL:HG23	2.00	0.61
26:14:646:A:H2'	26:14:647:G:O4'	1.99	0.61
26:1H:1533:C:H3'	26:1H:1534:G:C5'	2.30	0.61
26:1H:1332:G:H21	26:1H:1610:A:H8	1.48	0.61
26:1H:330:A:HO2'	26:1H:331:A:H8	1.48	0.61
26:1H:1517:G:H2'	26:1H:1518:C:C6	2.35	0.61
26:1H:729:G:OP2	29:11:13:ARG:NH1	2.30	0.61
26:14:901:A:H5'	26:14:902:C:OP2	2.00	0.61
27:1J:44:G:H1'	27:1J:47:C:H42	1.66	0.61
29:11:35:LYS:HA	29:11:64:ILE:HG22	1.81	0.61
6:5E:97:PHE:CD1	18:9I:31:LEU:HD11	2.36	0.61
29:11:23:GLU:HG3	29:11:82:ILE:HG21	1.82	0.61
26:1H:1466:G:N2	26:1H:1547:C:N3	2.48	0.61
1:1G:938:A:N3	1:1G:1376:U:O2'	2.28	0.61
41:75:62:THR:HG22	41:75:75:ILE:HG12	1.81	0.61
1:1G:601:C:H2'	1:1G:602:A:C8	2.34	0.61
1:1G:581:G:OP1	15:6A:61:GLY:HA3	1.99	0.61
15:6A:77:ARG:HA	15:6A:80:ALA:HB3	1.81	0.61
3:22:172:ARG:HH12	3:22:174:PRO:HG3	1.65	0.61
2:12:22:LYS:NZ	2:12:35:GLU:OE1	2.30	0.61
26:1H:2164:C:H5''	26:1H:2165:G:OP2	2.00	0.61
1:1G:677:U:H3	1:1G:713:G:H22	1.48	0.61
4:3E:89:THR:O	4:3E:92:VAL:HG23	2.00	0.61
43:D8:56:SER:H	43:D8:100:ARG:HB2	1.64	0.61
30:21:78:LEU:C	30:21:79:ARG:HD2	2.20	0.61
26:14:71:A:H8	26:14:71:A:H5'	1.64	0.61
8:72:110:ALA:O	8:72:121:ASP:N	2.32	0.61
40:65:56:LEU:HD23	40:65:58:LEU:HD11	1.82	0.61
7:62:51:GLN:HG3	7:62:58:PRO:HD3	1.80	0.61
40:A8:34:HIS:NE2	40:A8:54:LEU:HD23	2.14	0.61
1:1G:1084:G:H5'	1:1G:1102:A:OP2	2.00	0.61
1:1G:1369:C:H2'	1:1G:1370:G:C8	2.36	0.61
22:1L:48:C:O2'	22:1L:59:A:O4'	2.18	0.61
26:14:997:G:O2'	26:14:998:C:H5'	2.01	0.61
26:1H:1478:G:H2'	26:1H:1479:G:H8	1.64	0.61
1:13:864:A:H2'	1:13:865:A:C8	2.36	0.61
47:D5:28:MET:O	47:D5:35:ARG:N	2.27	0.61

Continued on next page...

Continued from previous page...

Atom-1	Atom-2	Interatomic distance (Å)	Clash overlap (Å)
1:13:640:A:O2'	8:7E:115:SER:HB2	2.00	0.61
1:13:1013:G:N2	1:13:1016:A:OP2	2.33	0.61
18:9I:59:SER:OG	18:9I:60:ALA:N	2.33	0.61
13:4A:29:ARG:HB3	13:4A:64:TRP:CH2	2.36	0.61
1:1G:1139:G:H4'	1:1G:1140:C:H5'	1.82	0.61
48:E5:17:GLN:O	48:E5:19:LYS:NZ	2.30	0.61
31:39:117:ARG:NH2	37:35:1:MET:O	2.33	0.61
2:12:141:GLU:O	2:12:145:LEU:HB2	2.00	0.61
26:1H:1214:A:OP2	60:1H:3542:HOH:O	2.16	0.61
2:1E:71:VAL:HG23	2:1E:164:VAL:HA	1.83	0.61
18:9A:25:THR:HG22	18:9A:42:ARG:HH21	1.64	0.61
26:1H:155:C:H5'	26:1H:161:U:OP2	2.00	0.61
29:19:262:ARG:HH11	29:19:262:ARG:H	1.48	0.61
26:1H:1731:G:H2'	26:1H:1732:A:H8	1.66	0.61
26:1H:607:U:OP1	31:31:102:PRO:HA	2.01	0.61
1:1G:1352:C:H2'	1:1G:1353:G:C8	2.36	0.61
26:1H:76:C:O2'	50:K8:62:THR:HG21	2.00	0.61
1:1G:591:U:H2'	1:1G:592:G:C8	2.36	0.61
26:14:1329:U:H5''	26:14:1330:C:H5	1.66	0.61
26:14:1210:A:H5'	26:14:1212:G:C5'	2.31	0.61
52:M8:39:CYS:HB3	52:M8:40:HIS:HA	1.82	0.61
26:1H:1401:G:H2'	26:1H:1402:C:H6	1.65	0.61
26:1H:1455:G:OP2	60:1H:3543:HOH:O	2.16	0.61
1:1G:196:A:OP1	20:BA:68:LYS:NZ	2.34	0.61
34:61:5:LEU:HD13	34:61:13:GLY:O	1.99	0.61
13:4I:80:ARG:NH1	19:AI:65:ASN:O	2.34	0.61
26:14:305:U:H2'	26:14:306:U:C6	2.35	0.61
3:22:18:TRP:HE3	3:22:18:TRP:H	1.49	0.61
37:35:79:ARG:HG3	37:35:110:TYR:HB2	1.81	0.61
39:55:67:LEU:HD12	39:55:76:VAL:HG21	1.83	0.61
1:13:1190:G:H5''	3:2E:176:HIS:NE2	2.16	0.61
15:6I:9:GLN:HA	15:6I:12:ILE:HD12	1.82	0.61
1:1G:533:A:O2'	1:1G:534:U:H5''	2.01	0.61
2:1E:60:ASP:HB3	2:1E:64:ARG:NH2	2.09	0.61
19:AI:41:VAL:HB	19:AI:42:PRO:HA	1.83	0.61
26:1H:1535:U:H5''	26:1H:1537:C:N4	2.15	0.61
26:1H:1045:A:H1'	26:1H:1047:G:C5	2.35	0.61
19:AA:10:PHE:HD2	19:AA:11:VAL:HG23	1.66	0.61
26:1H:1386:C:H2'	26:1H:1387:C:C6	2.35	0.61
46:G8:29:GLU:HB3	46:G8:38:ILE:CG2	2.31	0.61
1:13:67:C:H2'	1:13:68:G:H8	1.65	0.61

Continued on next page...

Continued from previous page...

Atom-1	Atom-2	Interatomic distance (Å)	Clash overlap (Å)
41:75:91:ARG:HD2	41:75:124:ASP:OD2	2.01	0.61
26:14:2115:G:H22	26:14:2117:A:H62	1.48	0.61
13:4A:66:LEU:HD13	13:4A:67:GLU:HB2	1.83	0.61
26:14:1204:A:H2	26:14:1241:A:N1	1.99	0.61
1:1G:401:C:H2'	1:1G:402:G:C8	2.35	0.61
26:14:2357:U:OP1	48:E5:20:ARG:NH1	2.34	0.61
45:B5:51:VAL:H	45:B5:83:VAL:HG23	1.65	0.61
26:1H:543:C:H42	26:1H:550:G:H1	1.48	0.61
26:14:1693:U:O2'	29:19:14:ARG:NH2	2.33	0.61
36:68:98:VAL:HG11	36:68:114:ILE:HG23	1.82	0.61
26:1H:2331:G:O3'	48:I8:43:THR:HG22	2.00	0.61
26:1H:323:G:C8	31:31:171:PRO:HG3	2.34	0.61
27:1J:88:C:H5''	27:1J:89:G:C6	2.34	0.61
19:AI:22:LEU:HD21	19:AI:29:ARG:HG2	1.81	0.61
38:45:25:ASP:CB	38:45:102:VAL:H	2.10	0.61
26:14:26:G:OP1	44:A5:80:PRO:HB3	2.00	0.61
26:1H:1443:G:H2'	26:1H:1444:G:H8	1.65	0.61
1:1G:411:A:C5	1:1G:413:G:H1'	2.36	0.61
22:1L:24:G:H2'	22:1L:25:C:C6	2.35	0.61
26:1H:2396:G:H5''	49:J8:25:LYS:HE2	1.82	0.61
26:1H:1870:C:H2'	26:1H:1871:A:O4'	2.01	0.61
19:AI:51:VAL:O	19:AI:58:VAL:N	2.31	0.61
26:1H:723:G:H2'	26:1H:724:U:O4'	2.00	0.61
29:11:231:HIS:CD2	29:11:249:PRO:HA	2.35	0.61
1:1G:667:G:H4'	15:6A:51:HIS:ND1	2.16	0.61
26:14:606:U:OP2	31:39:104:LYS:CD	2.49	0.61
32:49:153:ARG:HD3	32:49:153:ARG:N	2.15	0.61
53:J5:16:ARG:HG3	53:J5:17:ASP:N	2.16	0.61
26:14:140:A:C8	26:14:1408:C:O2'	2.53	0.61
26:1H:732:C:OP2	60:1H:3538:HOH:O	2.15	0.61
37:78:39:LYS:CB	37:78:45:LEU:HD11	2.31	0.61
24:3K:15:G:H1	24:3K:48:C:H42	1.49	0.61
27:1J:2:C:H2'	27:1J:3:C:C6	2.36	0.61
26:14:1678:G:N2	26:14:1989:G:H22	1.99	0.61
14:5A:45:ARG:O	14:5A:49:HIS:HD2	1.84	0.61
26:14:1568:G:P	29:19:63:ARG:HH12	2.24	0.61
1:13:659:U:H2'	1:13:660:G:C8	2.36	0.61
34:69:77:LEU:HD12	34:69:78:THR:H	1.64	0.61
26:1H:2133:G:O2'	26:1H:2157:G:N2	2.34	0.61
10:1A:38:ILE:HG13	10:1A:71:LEU:HB3	1.82	0.61
36:25:7:TYR:CE1	36:25:20:MET:HB2	2.36	0.61

Continued on next page...

Continued from previous page...

Atom-1	Atom-2	Interatomic distance (Å)	Clash overlap (Å)
26:1H:732:C:H3'	60:1H:3504:HOH:O	2.01	0.61
14:5I:6:LEU:HB3	14:5I:23:ARG:NH2	2.16	0.61
1:13:50:A:H1'	1:13:52:G:C8	2.35	0.61
26:14:2507:C:H5''	26:14:2573:C:N4	2.16	0.61
35:58:35:ARG:HD3	35:58:37:LYS:HD2	1.83	0.61
30:29:151:TYR:HB3	35:15:79:PRO:HG3	1.81	0.61
26:1H:2123:G:H1'	28:71:172:HIS:ND1	2.16	0.61
26:1H:2788:C:O2'	26:1H:2809:A:N3	2.32	0.61
1:1G:157:G:H1	1:1G:164:U:H3	1.47	0.61
26:14:287:C:H2'	26:14:288:C:H6	1.66	0.60
26:1H:270(P):C:H1'	34:61:50:ARG:NH1	2.16	0.60
49:F5:92:LYS:O	49:F5:94:LEU:N	2.34	0.60
1:13:737:A:H2'	1:13:738:C:H6	1.63	0.60
26:14:1567:A:O2'	29:19:63:ARG:NH2	2.34	0.60
26:14:2287:A:H62	26:14:2344:U:H3	1.49	0.60
8:7E:11:THR:HG23	8:7E:14:ARG:HH12	1.66	0.60
3:2E:5:ILE:HD11	3:2E:10:PHE:CD1	2.35	0.60
1:13:406:G:H5'	4:3E:5:ILE:HD13	1.83	0.60
26:1H:2096:U:H3	26:1H:2193:G:H1	1.46	0.60
28:71:41:VAL:HG22	28:71:216:THR:HG22	1.83	0.60
1:13:1080:A:H5'	5:4E:14:ARG:NH2	2.16	0.60
26:14:1316:U:H2'	26:14:1317:A:C8	2.36	0.60
24:3K:5:C:O2'	24:3K:68:G:N2	2.22	0.60
26:14:259:G:H21	26:14:621:A:H8	1.48	0.60
29:11:158:ALA:O	29:11:161:THR:OG1	2.12	0.60
26:1H:1636:C:H2'	26:1H:1637:A:C8	2.36	0.60
5:4E:128:PRO:HA	5:4E:131:ILE:HB	1.83	0.60
5:4E:122:GLU:HG2	5:4E:131:ILE:HD12	1.81	0.60
44:A5:45:TYR:CZ	44:A5:49:LYS:HD2	2.37	0.60
18:9A:22:VAL:HG22	18:9A:23:LYS:H	1.65	0.60
19:AI:21:GLU:O	19:AI:25:LYS:HB2	2.01	0.60
29:11:65:ILE:HD11	29:11:67:PHE:CZ	2.35	0.60
50:K8:4:SER:HB3	50:K8:6:VAL:N	2.16	0.60
4:32:18:LYS:NZ	58:32:301:SF4:S1	2.71	0.60
1:13:1028(A):C:H2'	1:13:1028(B):C:C5	2.37	0.60
26:14:1754:C:H2'	26:14:1755:A:C8	2.36	0.60
26:1H:2492:U:H2'	26:1H:2493:U:H6	1.65	0.60
11:2I:27:ASN:OD1	11:2I:28:THR:N	2.34	0.60
3:2E:79:ARG:NH2	11:2A:105:VAL:O	2.34	0.60
35:15:15:LEU:HB2	35:15:134:ARG:HB2	1.83	0.60
8:7E:17:THR:HG21	8:7E:80:ILE:HD11	1.83	0.60

Continued on next page...

Continued from previous page...

Atom-1	Atom-2	Interatomic distance (Å)	Clash overlap (Å)
31:39:7:TYR:HE2	31:39:10:PRO:HG3	1.66	0.60
5:4E:41:VAL:HG13	5:4E:113:ALA:HB2	1.83	0.60
40:65:15:ARG:O	40:65:19:LYS:HD3	2.02	0.60
13:4I:40:ASN:HB3	13:4I:43:THR:HG23	1.82	0.60
1:13:1348:U:H3	1:13:1374:A:H2	1.48	0.60
30:21:116:VAL:HG21	30:21:122:PHE:CE2	2.36	0.60
26:14:1169:G:H1	26:14:1180:C:H42	1.50	0.60
33:59:149:ARG:HA	33:59:162:ILE:HG21	1.83	0.60
6:52:7:ASN:HD21	18:9A:34:TYR:HE2	1.48	0.60
26:1H:2584:U:H2'	26:1H:2585:U:H2'	1.82	0.60
47:D5:45:ASP:O	47:D5:49:ARG:HG2	2.01	0.60
26:1H:2228:G:OP2	29:11:263:ARG:NH2	2.35	0.60
55:Q8:38:GLY:O	55:Q8:42:ARG:HB2	2.01	0.60
8:72:7:ALA:HB2	8:72:85:ARG:HD3	1.82	0.60
25:4L:13:A:H2'	25:4L:14:A:O4'	2.01	0.60
26:1H:2062:A:N3	26:1H:2062:A:H2'	2.14	0.60
4:32:32:ALA:HA	4:32:35:ARG:HB3	1.81	0.60
26:1H:730:C:OP2	60:1H:3509:HOH:O	2.16	0.60
26:1H:760:G:OP1	60:1H:3541:HOH:O	2.16	0.60
12:3A:27:LEU:HD21	12:3A:61:THR:OG1	2.02	0.60
42:85:100:VAL:O	42:85:101:ARG:HG2	2.01	0.60
26:1H:1388:G:H2'	26:1H:1389:G:H8	1.65	0.60
1:1G:142:G:H2'	1:1G:143:A:H8	1.65	0.60
1:13:1145:C:H4'	1:13:1146:A:H8	1.67	0.60
27:1J:13:A:N1	27:1J:69:G:O2'	2.31	0.60
1:1G:130:A:C8	17:8A:63:ARG:HG3	2.36	0.60
26:14:666:G:H5''	37:35:47:ASP:O	2.02	0.60
26:1H:1400:G:H2'	26:1H:1401:G:C8	2.36	0.60
32:49:73:ALA:HB3	32:49:85:GLY:H	1.67	0.60
38:45:32:TYR:HE1	38:45:133:ARG:HG3	1.67	0.60
26:14:162:U:H4'	26:14:171:G:O4'	2.02	0.60
40:A8:83:LYS:HA	40:A8:109:GLY:HA2	1.82	0.60
26:14:1451:C:H6	26:14:1451:C:H5''	1.64	0.60
29:11:30:GLU:HG3	29:11:63:ARG:CZ	2.32	0.60
31:39:124:LEU:HG	31:39:126:VAL:HG12	1.84	0.60
8:7E:82:HIS:HE1	8:7E:138:TRP:NE1	2.00	0.60
2:1E:8:LYS:HG2	2:1E:9:GLU:H	1.66	0.60
26:14:1786:A:H2	26:14:2606:C:H1'	1.67	0.60
1:13:221:C:H2'	1:13:222:U:C6	2.35	0.60
1:13:659:U:H2'	1:13:660:G:H8	1.66	0.60
31:31:197:ASP:N	31:31:197:ASP:OD1	2.31	0.60

Continued on next page...

Continued from previous page...

Atom-1	Atom-2	Interatomic distance (Å)	Clash overlap (Å)
26:1H:2343:C:O2'	26:1H:2373:G:O2'	2.08	0.60
3:22:59:ARG:HB3	3:22:64:VAL:HG23	1.83	0.60
3:2E:88:ARG:HH11	3:2E:101:LEU:HB3	1.65	0.60
45:F8:26:TYR:CD2	45:F8:89:ILE:HD12	2.37	0.60
26:14:2294:C:P	40:65:89:ARG:HH22	2.23	0.60
26:14:1636:C:H2'	26:14:1637:A:C8	2.36	0.60
1:13:1368:G:OP1	9:8E:111:ARG:NH2	2.34	0.60
30:29:35:GLN:NE2	30:29:37:ARG:CZ	2.64	0.60
1:1G:1178:G:H5''	9:82:93:ARG:HH22	1.66	0.60
26:1H:1516:U:H2'	26:1H:1517:G:C8	2.37	0.60
1:1G:762:C:H2'	1:1G:763:G:C8	2.37	0.60
26:1H:1570:A:H5'	29:11:37:LEU:CD2	2.31	0.60
13:4A:23:TYR:HB3	13:4A:67:GLU:HA	1.83	0.60
1:13:343:U:H2'	1:13:345:C:H1'	1.82	0.60
16:7A:67:THR:H	16:7A:70:ALA:HB3	1.67	0.60
26:1H:1731:G:H2'	26:1H:1732:A:C8	2.37	0.60
4:3E:10:ARG:HG3	4:3E:11:LEU:N	2.15	0.60
1:13:1060:C:O2'	10:1I:56:HIS:ND1	2.30	0.60
30:21:77:ILE:O	30:21:79:ARG:N	2.34	0.60
1:1G:1320:C:N4	19:AA:36:ARG:HG3	2.17	0.60
23:2L:24:C:H2'	23:2L:25:U:H6	1.65	0.60
10:1I:38:ILE:HG23	10:1I:71:LEU:HB3	1.83	0.60
2:12:70:PHE:N	2:12:92:TYR:HA	2.17	0.60
35:58:131:GLN:OE1	35:58:132:ALA:N	2.35	0.60
26:14:309:G:H4'	46:C5:18:GLY:HA3	1.82	0.60
26:14:1639:U:OP1	60:14:3417:HOH:O	2.16	0.60
26:1H:2336:A:H61	48:I8:43:THR:HB	1.66	0.60
31:31:126:VAL:O	31:31:196:LEU:HD22	2.02	0.60
4:3E:15:GLU:OE1	4:3E:66:ARG:NH1	2.34	0.60
1:1G:269:C:H2'	1:1G:270:A:C8	2.37	0.60
26:1H:2106:G:H22	26:1H:2184:G:H1'	1.67	0.60
1:13:601:C:H2'	1:13:602:A:C8	2.37	0.60
47:D5:71:VAL:HG12	47:D5:88:PHE:HE1	1.66	0.60
26:14:2520:C:H41	26:14:2542:A:H62	1.49	0.60
30:21:105:THR:HG22	30:21:106:GLY:H	1.66	0.60
1:13:1131:G:OP1	9:8E:20:ARG:NH2	2.35	0.60
8:72:103:VAL:HG21	8:72:110:ALA:HB2	1.83	0.60
26:1H:1042:G:H1	26:1H:1113:U:H3	1.49	0.60
26:1H:1170:G:N2	26:1H:1180:C:O2	2.35	0.60
26:1H:270(R):G:H2'	26:1H:270(S):G:C8	2.37	0.60
1:1G:276:G:O3'	17:8A:68:ARG:NH1	2.35	0.60

Continued on next page...

Continued from previous page...

Atom-1	Atom-2	Interatomic distance (Å)	Clash overlap (Å)
24:3K:53:G:O6	24:3K:61:C:N4	2.35	0.60
7:62:148:ASN:O	7:62:149:ARG:HD3	2.00	0.60
26:14:1106:G:C8	26:14:1107:G:C8	2.90	0.60
55:Q8:16:ILE:HD13	55:Q8:59:LYS:HG2	1.83	0.60
26:1H:1857:G:O2'	26:1H:1885:A:N6	2.30	0.60
51:H5:5:LYS:HG3	51:H5:36:VAL:HG22	1.84	0.60
35:58:12:ARG:HG2	35:58:13:TRP:H	1.66	0.60
4:3E:85:LYS:C	4:3E:88:VAL:HG23	2.22	0.60
46:G8:87:LYS:H	46:G8:94:LYS:HG2	1.67	0.60
26:14:19:C:H2'	26:14:20:C:C6	2.37	0.60
35:58:57:ALA:O	35:58:59:LYS:N	2.35	0.60
31:31:178:PRO:HB3	31:31:198:ALA:HA	1.84	0.60
40:65:41:ASP:OD2	40:65:44:LYS:HE3	2.02	0.60
44:A5:72:LYS:HE2	44:A5:108:GLY:HA3	1.84	0.60
26:1H:528:A:C2	26:1H:2043:C:H4'	2.37	0.60
34:61:37:VAL:HG11	34:61:43:ASN:HD22	1.67	0.60
26:14:1784:A:OP1	60:14:3418:HOH:O	2.16	0.60
1:13:983:A:H5''	1:13:984:C:OP2	2.02	0.60
23:2K:20:G:C2	23:2K:58:A:N3	2.70	0.60
47:D5:137:ILE:HG23	47:D5:156:LYS:H	1.66	0.60
50:K8:4:SER:HB2	50:K8:7:ARG:CG	2.24	0.59
28:79:201:PRO:HD2	28:79:208:PHE:CZ	2.37	0.59
24:3K:65:C:H2'	24:3K:66:A:H8	1.66	0.59
1:1G:618:C:H5'	1:1G:619:U:H5''	1.83	0.59
33:51:157:TYR:CE1	33:51:171:LEU:HB3	2.37	0.59
30:29:25:VAL:HG12	30:29:26:ILE:N	2.17	0.59
26:14:2689:U:OP2	26:14:2719:G:N2	2.32	0.59
1:13:658:G:H2'	1:13:659:U:H6	1.67	0.59
26:1H:2199:A:H3'	26:1H:2205:C:H6	1.66	0.59
2:1E:5:ILE:HG22	2:1E:224:GLN:OE1	2.02	0.59
33:51:8:PRO:HG2	33:51:69:ARG:NH2	2.17	0.59
26:14:654(C):G:N1	26:14:654(R):C:O2'	2.23	0.59
26:1H:907:U:O2'	38:88:101:ARG:NH2	2.28	0.59
26:14:870:A:H5''	38:45:6:ARG:HB3	1.84	0.59
1:1G:112:G:OP1	16:7A:27:LYS:HE3	2.01	0.59
26:14:2712:U:H2'	26:14:2714:G:H5''	1.83	0.59
26:14:2346:A:H5''	26:14:2383:G:H1'	1.84	0.59
1:13:917:G:H2'	1:13:918:A:C8	2.36	0.59
23:2L:50:G:H1	23:2L:66:C:N4	1.95	0.59
17:8A:67:LYS:HA	17:8A:70:ARG:HH12	1.66	0.59
1:13:1454:G:OP1	20:BI:39:LYS:NZ	2.22	0.59

Continued on next page...

Continued from previous page...

Atom-1	Atom-2	Interatomic distance (Å)	Clash overlap (Å)
4:3E:18:LYS:HG2	58:3E:302:SF4:S1	2.42	0.59
26:1H:848:G:H2'	26:1H:849:A:C8	2.37	0.59
2:12:71:VAL:HG12	2:12:170:GLU:HG2	1.84	0.59
1:1G:1177:G:O2'	1:1G:1178:G:O5'	2.19	0.59
26:14:2689:U:H5''	26:14:2713:A:C2	2.36	0.59
26:1H:1556:C:H2'	26:1H:1557:C:C6	2.37	0.59
26:1H:176:G:O2'	26:1H:177:G:H5'	2.02	0.59
11:2I:17:GLY:O	11:2I:80:VAL:HA	2.02	0.59
26:1H:455:C:N3	26:1H:472:A:H2'	2.17	0.59
27:1J:102:G:N7	60:1J:303:HOH:O	2.32	0.59
2:12:158:LEU:HD23	2:12:158:LEU:H	1.67	0.59
26:1H:1794:U:H2'	26:1H:1795:C:C6	2.37	0.59
26:14:2849:U:O4	41:75:23:ARG:NH2	2.35	0.59
52:M8:15:ILE:HG13	52:M8:20:ASN:OD1	2.02	0.59
1:13:973:G:OP1	10:1I:57:LYS:HD3	2.02	0.59
2:12:18:GLY:HA2	2:12:41:ILE:HD13	1.85	0.59
20:BI:75:ASN:O	20:BI:79:ARG:HB2	2.01	0.59
1:13:976:G:N2	1:13:1362(A):C:OP2	2.23	0.59
30:29:112:GLY:O	30:29:159:HIS:HA	2.03	0.59
1:13:504:C:OP1	60:13:1810:HOH:O	2.17	0.59
1:1G:983:A:H2	1:1G:984:C:C6	2.20	0.59
28:71:35:ALA:HB2	28:71:218:MET:HG2	1.82	0.59
41:B8:29:ARG:HB2	41:B8:46:GLU:HG3	1.82	0.59
1:1G:1289:A:OP2	21:1B:9:ARG:NH2	2.36	0.59
1:13:196:A:O2'	1:13:197:A:H2'	2.03	0.59
22:1K:17:U:O2'	22:1K:57:G:N2	2.34	0.59
26:1H:363(B):G:H2'	26:1H:363(C):G:H8	1.66	0.59
15:6I:54:ARG:HA	15:6I:57:LEU:HD12	1.84	0.59
5:42:67:VAL:HG21	5:42:140:ARG:HA	1.84	0.59
43:D8:30:GLY:H	43:D8:61:VAL:HG23	1.68	0.59
34:69:2:LYS:HA	34:69:20:ASP:HA	1.83	0.59
31:31:153:SER:H	31:31:190:GLU:HG3	1.65	0.59
26:1H:747:U:O2	26:1H:2014:A:H1'	2.01	0.59
26:1H:969:U:H2'	26:1H:970:C:C6	2.37	0.59
48:E5:46:LYS:HB2	48:E5:77:ARG:O	2.02	0.59
2:12:53:ARG:HB3	2:12:57:PHE:CZ	2.36	0.59
4:3E:122:ARG:HH22	4:3E:134:ASP:HB3	1.65	0.59
26:1H:1534:G:N1	26:1H:1539:G:H1'	2.17	0.59
8:7E:82:HIS:HE1	8:7E:138:TRP:CE2	2.17	0.59
26:14:2125:G:OP1	28:79:42:GLU:HB3	2.03	0.59
33:51:3:ARG:NE	33:51:3:ARG:HA	2.18	0.59

Continued on next page...

Continued from previous page...

Atom-1	Atom-2	Interatomic distance (Å)	Clash overlap (Å)
6:5E:62:TRP:HH2	6:5E:64:GLN:HG2	1.67	0.59
8:7E:95:VAL:HG21	8:7E:133:LEU:HD12	1.84	0.59
26:14:579:G:H2'	26:14:580:C:C6	2.37	0.59
29:11:242:ARG:N	29:11:242:ARG:HD2	2.17	0.59
1:13:510:A:OP2	60:13:1809:HOH:O	2.17	0.59
1:13:427:U:OP2	4:3E:36:ARG:NH2	2.31	0.59
34:61:92:VAL:HG13	34:61:120:ILE:HG23	1.84	0.59
26:1H:265:A:C8	26:1H:266:G:H1'	2.37	0.59
26:1H:2845:G:H2'	26:1H:2846:G:C8	2.38	0.59
36:68:75:SER:CB	41:B8:74:ARG:HH12	2.14	0.59
32:41:139:LEU:HD13	32:41:146:TYR:HD2	1.67	0.59
29:11:183:ARG:HD3	29:11:270:ILE:HG12	1.84	0.59
46:C5:46:LYS:HB3	46:C5:60:PHE:HA	1.83	0.59
22:1K:26:A:H3'	22:1K:27:G:C8	2.37	0.59
32:41:35:GLU:HG3	32:41:36:LYS:HB3	1.82	0.59
27:16:77:U:P	47:H8:19:ARG:HH22	2.25	0.59
44:E8:27:LYS:HB3	44:E8:31:GLU:HG3	1.83	0.59
6:5E:97:PHE:HD1	18:9I:31:LEU:HD11	1.67	0.59
8:72:114:THR:OG1	8:72:116:LYS:O	2.19	0.59
7:6E:77:SER:OG	7:6E:84:ASN:OD1	2.19	0.59
26:14:2418:A:OP1	55:M5:29:LYS:NZ	2.35	0.59
26:14:923:C:H2'	26:14:924:C:C6	2.38	0.59
17:8A:7:THR:HG22	17:8A:58:GLU:HG2	1.84	0.59
26:1H:1053:C:H5''	26:1H:1107:G:N2	2.17	0.59
26:1H:2052:G:H4'	30:21:143:ASN:O	2.02	0.59
26:1H:686:G:O5'	54:P8:11:LYS:NZ	2.36	0.59
26:1H:2611:U:H6	26:1H:2611:U:H5'	1.67	0.59
55:Q8:6:THR:HG23	55:Q8:64:TYR:HD2	1.67	0.59
26:14:70:G:H21	26:14:71:A:N6	2.00	0.59
22:1K:5:C:O2'	22:1K:68:G:N2	2.35	0.59
5:42:80:ILE:HG22	8:72:104:ARG:HD2	1.83	0.59
40:65:23:ARG:HH12	40:65:84:GLN:HB2	1.67	0.59
1:13:1226:C:H4'	19:AI:80:TYR:CZ	2.38	0.59
26:14:1729:A:H2'	26:14:1731:G:N2	2.16	0.59
26:14:2134:A:C2	26:14:2159:G:H1'	2.38	0.59
38:45:74:TYR:O	38:45:89:ASN:HB2	2.02	0.59
19:AA:66:MET:N	19:AA:67:VAL:HB	2.18	0.59
39:55:97:VAL:HA	39:55:113:LEU:O	2.03	0.59
33:59:154:PRO:HA	33:59:161:GLY:HA3	1.84	0.59
33:51:152:ARG:HG3	33:51:161:GLY:HA2	1.85	0.59
20:BA:10:LEU:HD13	20:BA:12:ALA:H	1.67	0.59

Continued on next page...

Continued from previous page...

Atom-1	Atom-2	Interatomic distance (Å)	Clash overlap (Å)
51:L8:9:VAL:HG21	51:L8:55:ARG:HB2	1.83	0.59
53:N8:31:VAL:HB	53:N8:42:PRO:HG3	1.83	0.59
15:6A:28:GLN:HA	15:6A:31:LEU:HD22	1.84	0.59
1:1G:1109:C:H2'	1:1G:1110:A:O4'	2.03	0.59
1:1G:187:C:H2'	1:1G:188:U:O4'	2.02	0.59
1:1G:490:G:P	4:32:132:ARG:HH22	2.25	0.59
1:13:813:U:OP2	1:13:816:A:N6	2.34	0.59
28:71:192:PHE:O	28:71:196:LEU:HB2	2.03	0.59
3:2E:19:GLU:HG2	3:2E:54:ARG:HH11	1.67	0.59
22:1K:75:C:O2	26:1H:2507:C:O2'	2.17	0.59
1:1G:1288:A:H4'	21:1B:13:ILE:HD13	1.84	0.59
26:1H:2505:G:O6	26:1H:2576:G:H2'	2.03	0.59
1:13:390:C:O3'	16:7I:28:ARG:NH2	2.35	0.59
49:F5:86:SER:N	49:F5:87:PRO:HD2	2.18	0.59
26:14:1754:C:P	41:75:96:ARG:HH12	2.26	0.59
26:14:2134:A:H61	26:14:2156:G:H2'	1.67	0.59
29:11:106:ILE:HD11	29:11:143:HIS:CD2	2.36	0.59
2:1E:166:ASP:C	2:1E:168:THR:H	2.06	0.59
1:1G:987:G:H1	1:1G:1218:C:H42	1.50	0.59
26:14:2022:U:O2'	26:14:2617:C:H5'	2.03	0.59
26:14:161:U:H5'	26:14:171:G:H21	1.67	0.59
26:1H:2611:U:H2'	53:N8:3:LYS:HG2	1.84	0.59
26:14:2320:A:H61	26:14:2333:A:H2'	1.67	0.59
40:A8:4:LEU:HD23	40:A8:8:GLU:HG3	1.85	0.59
26:14:2228:G:OP2	29:19:263:ARG:NH2	2.35	0.59
4:32:3:ARG:HH11	4:32:118:ARG:HD3	1.66	0.59
26:14:2173:A:O2'	26:14:2174:C:OP1	2.20	0.59
55:M5:22:VAL:HG12	55:M5:50:LEU:HG	1.83	0.59
1:1G:1028(A):C:H42	1:1G:1032(B):G:H1	1.51	0.59
3:2E:5:ILE:HD12	14:5I:58:LYS:HZ3	1.68	0.59
55:M5:40:GLU:H	55:M5:43:GLN:HB2	1.68	0.59
1:13:1446:A:OP1	1:13:1446:A:H4'	2.01	0.59
50:G5:45:SER:O	50:G5:46:GLN:OE1	2.21	0.59
26:1H:818:G:H4'	26:1H:838:C:O3'	2.02	0.59
26:1H:65:C:H2'	26:1H:66:C:H6	1.67	0.59
5:42:61:TYR:HA	5:42:64:ARG:HG3	1.83	0.59
1:1G:598:U:H2'	1:1G:599:C:C6	2.36	0.59
26:14:796:C:H2'	26:14:797:C:C6	2.38	0.59
26:14:2657:A:O3'	33:59:160:LYS:NZ	2.33	0.59
26:14:1266:G:O4'	44:A5:15:ARG:NH2	2.35	0.59
1:1G:1521:G:H2'	1:1G:1522:U:C6	2.38	0.59

Continued on next page...

Continued from previous page...

Atom-1	Atom-2	Interatomic distance (Å)	Clash overlap (Å)
12:3A:6:THR:OG1	12:3A:9:GLN:HB2	2.01	0.59
26:14:140:A:H8	26:14:1408:C:O2'	1.86	0.59
33:51:81:GLU:O	33:51:81:GLU:HG2	2.03	0.59
26:14:2784:C:H2'	26:14:2785:C:C6	2.38	0.59
1:13:1127:G:H1'	1:13:1148:U:H3	1.66	0.59
14:5I:6:LEU:HD12	14:5I:23:ARG:HH22	1.66	0.59
45:B5:1:MET:H2	50:G5:29:LYS:HE3	1.67	0.59
49:F5:64:ALA:HA	49:F5:67:ILE:HG12	1.85	0.59
43:95:76:LYS:HD2	43:95:80:GLN:O	2.02	0.59
39:98:15:SER:OG	60:98:301:HOH:O	2.15	0.59
1:1G:817:C:H5'	60:1G:1727:HOH:O	2.02	0.59
39:98:78:LYS:O	39:98:83:ILE:HG13	2.02	0.59
13:4I:79:LYS:O	13:4I:83:ASP:HB3	2.03	0.59
7:62:20:ASP:HB3	7:62:23:VAL:HG23	1.85	0.59
26:1H:2324:C:O2'	26:1H:2337:G:H5''	2.01	0.59
26:1H:957:A:N1	26:1H:2458:G:H4'	2.17	0.59
26:14:2567:G:H2'	26:14:2568:C:C6	2.38	0.59
4:32:173:TRP:CE3	4:32:189:PRO:HB3	2.38	0.59
52:M8:1:MET:N	52:M8:1:MET:HE3	2.17	0.59
50:K8:2:LYS:O	50:K8:4:SER:HA	2.03	0.59
1:1G:1300:G:HO2'	1:1G:1301:U:P	2.25	0.59
46:C5:50:ARG:HB3	46:C5:53:PRO:CD	2.30	0.59
31:39:5:ALA:HB1	31:39:125:LEU:HD21	1.84	0.59
26:14:1316:U:H2'	26:14:1317:A:H8	1.67	0.59
1:1G:1118:C:H1'	1:1G:1179:A:C4	2.37	0.59
26:14:1332:G:H21	26:14:1610:A:H8	1.50	0.59
26:14:2134:A:N6	26:14:2156:G:H2'	2.16	0.59
26:14:1187:G:H8	26:14:1187:G:O5'	1.85	0.59
26:1H:265:A:H8	26:1H:266:G:H1'	1.68	0.59
26:14:1519:G:H2'	26:14:1520:U:O4'	2.03	0.59
8:7E:23:SER:HA	8:7E:61:VAL:O	2.02	0.59
20:BA:45:GLN:HA	20:BA:91:LEU:HB3	1.83	0.59
26:14:1794:U:H2'	26:14:1795:C:H6	1.68	0.59
1:1G:122:G:H1	1:1G:239:U:H3	1.51	0.59
26:1H:315:G:H2'	26:1H:316:C:C6	2.38	0.59
38:45:66:ILE:HG22	38:45:104:PHE:CE1	2.37	0.58
24:3L:27:G:H21	24:3L:45:G:H22	1.50	0.58
31:39:28:ILE:HA	31:39:112:MET:HB3	1.84	0.58
26:14:71:A:H4'	26:14:72:U:H5''	1.84	0.58
30:29:51:PHE:CG	30:29:52:LEU:N	2.71	0.58
28:71:215:THR:HG23	28:71:219:GLY:O	2.03	0.58

Continued on next page...

Continued from previous page...

Atom-1	Atom-2	Interatomic distance (Å)	Clash overlap (Å)
35:58:96:GLU:C	35:58:98:VAL:H	2.05	0.58
43:D8:10:LYS:NZ	43:D8:23:GLU:OE1	2.36	0.58
1:13:589:C:H42	1:13:650:G:H1	1.51	0.58
8:7E:87:SER:HB2	8:7E:93:VAL:CB	2.33	0.58
26:1H:1590:U:H2'	26:1H:1591:G:H8	1.66	0.58
38:45:22:LYS:N	38:45:23:GLY:HA3	2.18	0.58
38:45:37:LEU:HD11	38:45:130:LYS:HB3	1.85	0.58
1:13:156:G:H2'	1:13:157:G:H8	1.67	0.58
26:1H:2855:C:H2'	26:1H:2856:C:H6	1.68	0.58
47:H8:48:PHE:HE1	47:H8:71:VAL:HG11	1.68	0.58
1:13:1122:U:O4	1:13:1123:A:N6	2.36	0.58
1:13:1510:U:H2'	1:13:1511:G:C8	2.37	0.58
38:88:2:LEU:HD12	38:88:2:LEU:H	1.67	0.58
9:82:33:PHE:O	9:82:37:PHE:HB2	2.02	0.58
26:14:2734:A:H2'	26:14:2735:G:O4'	2.03	0.58
28:79:49:ILE:HD13	28:79:56:GLN:HB3	1.84	0.58
7:62:68:ASN:ND2	7:62:127:ALA:O	2.26	0.58
7:62:65:ALA:HB1	7:62:127:ALA:HB3	1.85	0.58
9:8E:55:ALA:HB1	9:8E:59:PHE:HD2	1.67	0.58
26:14:2176:A:H1'	28:79:44:HIS:CE1	2.37	0.58
1:13:1128:C:H2'	1:13:1139:G:O6	2.01	0.58
20:BA:29:LYS:O	20:BA:33:ILE:HG12	2.03	0.58
26:1H:2801:A:H2'	26:1H:2802:G:O4'	2.04	0.58
2:12:188:ALA:HB1	2:12:192:SER:HB2	1.85	0.58
26:1H:389:G:N1	37:78:71:VAL:HG12	2.17	0.58
35:15:13:TRP:O	35:15:135:PRO:HD2	2.02	0.58
1:13:652:U:O2'	1:13:653:A:O5'	2.19	0.58
11:2A:20:TYR:CE2	11:2A:83:ILE:HD12	2.38	0.58
30:29:147:PRO:HB2	30:29:149:ARG:HG2	1.85	0.58
2:12:136:VAL:O	2:12:139:LYS:HG2	2.03	0.58
37:78:31:ALA:O	37:78:32:THR:HB	2.02	0.58
11:2I:19:ALA:O	11:2I:82:VAL:HA	2.02	0.58
4:32:172:PRO:HB2	4:32:187:ARG:NH2	2.19	0.58
1:13:266:G:H5''	1:13:267:C:C5	2.38	0.58
26:14:2176:A:HO2'	28:79:44:HIS:CE1	2.17	0.58
19:AA:41:VAL:HG22	19:AA:44:MET:HG3	1.86	0.58
40:65:23:ARG:NH1	40:65:85:VAL:O	2.36	0.58
26:14:459:U:H2'	26:14:460:A:H8	1.66	0.58
26:14:2720:U:H3	26:14:2873:A:H2	1.51	0.58
50:K8:15:LYS:HZ2	50:K8:15:LYS:N	2.02	0.58
1:13:223:U:H2'	1:13:224:C:H6	1.67	0.58

Continued on next page...

Continued from previous page...

Atom-1	Atom-2	Interatomic distance (Å)	Clash overlap (Å)
9:82:9:ARG:HA	9:82:13:ALA:O	2.03	0.58
26:14:1198:U:H2'	26:14:1199:U:H6	1.68	0.58
16:7I:5:ARG:HE	16:7I:22:THR:CG2	2.16	0.58
40:65:10:ARG:HA	40:65:13:ARG:HE	1.68	0.58
26:14:270(N):G:O2'	26:14:270(O):U:H5'	2.03	0.58
7:62:148:ASN:ND2	7:62:148:ASN:O	2.36	0.58
33:51:8:PRO:HG2	33:51:69:ARG:HH21	1.68	0.58
26:14:1005:C:H2'	26:14:1006:C:C6	2.39	0.58
53:J5:47:PRO:HA	53:J5:56:LYS:NZ	2.18	0.58
1:1G:841:U:H4'	1:1G:842:C:C6	2.38	0.58
1:1G:1309:G:OP2	13:4A:99:ARG:NH2	2.35	0.58
30:29:101:ARG:CZ	30:29:171:GLU:HB2	2.33	0.58
26:14:1427:A:H4'	26:14:1428:C:O4'	2.02	0.58
1:1G:1298:C:H4'	1:1G:1299:A:C4	2.38	0.58
26:1H:2636:U:H2'	26:1H:2637:U:C6	2.38	0.58
47:H8:9:TYR:CE1	47:H8:61:LEU:HD12	2.38	0.58
26:1H:1299:G:OP1	60:1H:3540:HOH:O	2.16	0.58
55:M5:14:VAL:CG1	55:M5:22:VAL:HG13	2.33	0.58
55:M5:14:VAL:HG21	55:M5:58:ILE:HD11	1.84	0.58
26:1H:1332:G:H5'	26:1H:1332:G:C8	2.38	0.58
49:F5:51:VAL:HG23	49:F5:58:ILE:HB	1.85	0.58
19:AI:8:GLY:HA2	19:AI:10:PHE:CE1	2.38	0.58
26:1H:55:G:H2'	26:1H:56:A:C8	2.37	0.58
5:4E:91:LEU:HD13	5:4E:120:THR:HG22	1.85	0.58
26:1H:2068:U:N3	26:1H:2430:A:H2	2.02	0.58
36:25:20:MET:HE3	36:25:44:LYS:HE3	1.86	0.58
11:2A:32:ILE:HD13	11:2A:72:ALA:HB2	1.86	0.58
26:1H:987:G:OP2	60:1H:3547:HOH:O	2.17	0.58
34:69:133:HIS:CG	34:69:134:PRO:HD3	2.38	0.58
26:14:2103:C:O2	26:14:2186:G:N2	2.33	0.58
13:4I:3:ARG:CB	13:4I:9:ILE:HG12	2.29	0.58
13:4A:16:ASP:N	13:4A:16:ASP:OD1	2.36	0.58
27:1J:3:C:H2'	27:1J:4:C:C6	2.39	0.58
26:14:2233:U:H2'	26:14:2234:G:C8	2.38	0.58
1:13:859:A:H2'	1:13:860:A:C8	2.37	0.58
24:3L:3:G:H2'	24:3L:4:U:O4'	2.04	0.58
1:13:1189:C:OP1	14:5I:58:LYS:NZ	2.36	0.58
26:14:730:C:C2'	26:14:731:C:H5'	2.33	0.58
2:12:136:VAL:HA	2:12:139:LYS:HD3	1.86	0.58
20:BI:29:LYS:O	20:BI:33:ILE:HD12	2.04	0.58
1:13:279:A:H4'	1:13:280:C:H5"	1.85	0.58

Continued on next page...

Continued from previous page...

Atom-1	Atom-2	Interatomic distance (Å)	Clash overlap (Å)
26:14:1835:G:H5'	26:14:1836:C:OP2	2.04	0.58
26:1H:2016:U:O2	53:N8:7:PRO:HG2	2.03	0.58
20:BA:35:THR:HG22	20:BA:36:LEU:HD23	1.86	0.58
26:14:1149:G:H2'	26:14:1150:C:C6	2.39	0.58
26:1H:739:G:OP1	60:1H:3544:HOH:O	2.16	0.58
26:1H:1194:A:OP2	26:1H:1194:A:H8	1.86	0.58
26:1H:2864:G:H2'	26:1H:2865:U:C6	2.39	0.58
26:1H:664:C:OP1	37:78:18:ARG:NH2	2.37	0.58
17:8A:99:SER:OG	17:8A:100:LYS:N	2.37	0.58
29:19:3:VAL:HG13	29:19:17:THR:HB	1.86	0.58
22:1L:73:A:O3'	22:1L:74:C:H4'	2.02	0.58
30:29:52:LEU:HD23	30:29:76:ARG:HD3	1.85	0.58
4:3E:29:PRO:HA	4:3E:34:GLU:HG3	1.85	0.58
26:1H:1417:C:H2'	26:1H:1418:G:O4'	2.04	0.58
26:1H:928:G:OP2	60:1H:3546:HOH:O	2.17	0.58
26:14:2872:G:C4	26:14:2873:A:C2	2.92	0.58
26:1H:118:A:H5'	26:1H:119:A:C8	2.38	0.58
29:19:242:ARG:H	29:19:242:ARG:HH11	1.52	0.58
16:7I:20:VAL:HG22	16:7I:32:TYR:HB2	1.86	0.58
26:1H:2133:G:HO2'	26:1H:2157:G:N2	2.02	0.58
26:14:870:A:OP1	38:45:6:ARG:NH1	2.37	0.58
28:71:64:LEU:HD23	28:71:65:PRO:HD2	1.86	0.58
51:L8:8:LEU:HD22	51:L8:31:LEU:CD2	2.33	0.58
1:13:1011:G:H1	1:13:1018:C:H42	1.50	0.58
26:14:2675:A:H4'	36:25:29:ASN:ND2	2.17	0.58
1:13:592:G:H2'	1:13:593:G:H8	1.69	0.58
31:39:83:PHE:O	31:39:84:VAL:HB	2.03	0.58
1:1G:67:C:H2'	1:1G:68:G:C8	2.38	0.58
52:M8:16:CYS:SG	52:M8:36:CYS:HB2	2.44	0.58
30:21:176:ILE:HB	30:21:181:LEU:HB2	1.85	0.58
22:1L:34:U8U:H5''	22:1L:34:U8U:H6	1.86	0.58
50:G5:32:LEU:HB2	50:G5:53:LEU:HD13	1.84	0.58
37:78:83:VAL:O	37:78:114:ILE:HD12	2.04	0.58
26:14:2016:U:O2	53:J5:7:PRO:HG2	2.02	0.58
26:1H:1021:A:C8	26:1H:1022:G:H5''	2.38	0.58
26:1H:2572:A:N7	30:21:144:ARG:HG2	2.19	0.58
9:82:20:ARG:HH12	9:82:22:GLY:HA3	1.68	0.58
30:21:31:CYS:HB2	30:21:91:VAL:HG23	1.86	0.58
1:13:1003:G:H2'	1:13:1004:A:H4'	1.84	0.58
26:14:2107:C:O2	26:14:2182:G:N2	2.30	0.58
30:29:33:VAL:HG13	30:29:47:VAL:HG13	1.85	0.58

Continued on next page...

Continued from previous page...

Atom-1	Atom-2	Interatomic distance (Å)	Clash overlap (Å)
2:12:30:ARG:NH2	2:12:194:PRO:HB2	2.19	0.58
26:14:2675:A:H4'	36:25:29:ASN:HD21	1.68	0.58
26:14:910:A:H62	38:45:12:GLN:HA	1.68	0.58
4:3E:167:GLY:HA2	29:19:135:PHE:CZ	2.38	0.58
26:14:673:C:O2'	31:39:82:ILE:HD11	2.03	0.58
26:14:686:G:N2	26:14:788:A:H61	2.02	0.58
29:19:118:VAL:HG22	29:19:119:ALA:H	1.69	0.58
26:14:1689:A:H62	26:14:1698:A:H2	1.51	0.58
1:1G:1532:U:O2'	1:1G:1534:A:OP2	2.20	0.58
9:82:24:GLY:HA2	9:82:59:PHE:O	2.03	0.58
29:19:72:LYS:HB3	29:19:75:ILE:HD12	1.86	0.58
26:1H:274:G:N2	26:1H:276:A:H61	2.02	0.58
26:14:2180:U:H2'	26:14:2181:G:O4'	2.04	0.58
2:1E:11:LEU:O	2:1E:14:GLY:N	2.36	0.58
54:P8:29:LYS:HA	54:P8:32:LYS:HB2	1.86	0.58
31:31:29:ASN:H	31:31:112:MET:CE	2.16	0.58
47:D5:65:GLN:NE2	47:D5:67:LEU:HD21	2.18	0.58
26:14:90:U:H1'	26:14:91:A:C8	2.39	0.58
23:2L:54:G:H2'	23:2L:55:5MU:H6	1.68	0.58
26:1H:587:C:OP2	37:78:21:ARG:NH2	2.37	0.58
20:BI:30:LYS:HZ1	20:BI:80:ARG:HH12	1.50	0.58
1:1G:954:G:O6	13:4A:104:ARG:NH1	2.37	0.58
1:13:957:U:N3	1:13:960:U:OP2	2.33	0.58
30:29:150:VAL:HG13	30:29:154:LYS:HD2	1.84	0.58
54:L5:35:ARG:HG3	54:L5:42:LEU:HD11	1.85	0.58
30:29:197:ILE:HD11	30:29:199:ARG:HE	1.68	0.58
26:1H:1359:A:H2'	26:1H:1360:A:H5'	1.84	0.58
37:78:106:LEU:HD23	37:78:112:LEU:HD23	1.86	0.58
26:14:1757:U:N3	26:14:1762:A:H2	1.91	0.58
52:M8:9:LEU:HD12	52:M8:27:THR:N	2.18	0.58
18:9I:38:GLU:HA	18:9I:41:LYS:NZ	2.14	0.58
1:13:664:G:N2	1:13:741:G:H1	1.97	0.58
1:1G:1125:U:H2'	1:1G:1126:U:C5	2.37	0.58
26:14:1332:G:H8	26:14:1332:G:H5'	1.68	0.58
26:14:2875:C:O2'	41:75:3:ARG:NE	2.36	0.58
40:A8:24:LEU:HB2	40:A8:85:VAL:HG12	1.86	0.58
6:5E:23:LYS:HA	6:5E:26:ILE:HD12	1.86	0.58
26:14:581:C:H2'	26:14:582:G:C8	2.38	0.58
26:1H:1257:C:H4'	31:31:83:PHE:CE1	2.39	0.58
1:1G:512:U:H2'	1:1G:513:C:C6	2.39	0.58
1:1G:422:C:HO2'	1:1G:423:G:N2	2.01	0.58

Continued on next page...

Continued from previous page...

Atom-1	Atom-2	Interatomic distance (Å)	Clash overlap (Å)
4:3E:13:ARG:NH2	4:3E:36:ARG:HH21	2.02	0.58
2:12:187:LEU:HD21	2:12:203:GLY:HA3	1.86	0.58
1:13:362:G:H4'	12:3I:33:ARG:HH21	1.69	0.58
26:1H:2108:C:H2'	26:1H:2109:U:O4'	2.04	0.58
26:14:2197:U:H1'	26:14:2198:A:C8	2.38	0.58
26:1H:2867:G:OP2	41:B8:119:LYS:NZ	2.25	0.58
9:8E:95:LYS:O	9:8E:96:LEU:HD12	2.04	0.58
1:1G:10:A:H2'	1:1G:11:G:H8	1.69	0.58
18:9I:66:LEU:O	18:9I:70:ILE:HG13	2.04	0.58
26:14:2009:G:N3	39:55:107:ASP:HA	2.18	0.58
46:G8:82:PRO:HG3	46:G8:97:ARG:HB3	1.86	0.58
19:AI:39:THR:HG22	19:AI:40:ILE:H	1.69	0.58
37:78:1:MET:HE2	37:78:5:ASP:OD1	2.04	0.58
20:BA:25:ARG:HG3	20:BA:29:LYS:HE3	1.85	0.58
50:G5:14:ARG:O	50:G5:15:LYS:HG2	2.04	0.58
28:71:59:ARG:HG3	28:71:164:ARG:HB2	1.86	0.58
26:14:5:A:H2'	26:14:6:A:H5''	1.85	0.58
12:3A:84:LEU:HB2	12:3A:104:VAL:HG21	1.85	0.58
38:45:34:LEU:HD11	38:45:129:THR:HB	1.86	0.58
13:4A:108:ARG:HD3	13:4A:114:ARG:HG2	1.85	0.58
3:22:190:ARG:NE	3:22:190:ARG:HA	2.19	0.58
54:P8:24:THR:HG23	54:P8:27:GLY:H	1.67	0.58
7:6E:27:ILE:HD12	7:6E:40:ALA:HA	1.86	0.58
1:1G:280:C:H3'	1:1G:281:G:H5'	1.86	0.58
26:1H:1520:U:H2'	26:1H:1521:G:O4'	2.04	0.58
27:16:44:G:H1'	27:16:47:C:N4	2.19	0.57
29:11:146:GLU:HG3	29:11:190:TYR:N	2.19	0.57
14:5A:4:LYS:O	14:5A:7:ILE:HG12	2.04	0.57
24:3K:15:G:N1	24:3K:48:C:N4	2.52	0.57
26:14:2129:C:H5''	26:14:2130:U:H5	1.69	0.57
30:29:68:ALA:C	30:29:70:ALA:H	2.08	0.57
30:29:70:ALA:HB1	30:29:72:VAL:HG22	1.86	0.57
5:4E:15:ARG:NH1	25:4K:25:A:H5'	2.18	0.57
26:14:2306:C:H2'	26:14:2307:G:N2	2.17	0.57
26:1H:1138:G:H21	35:58:106:MET:CE	2.17	0.57
26:1H:817:C:H4'	26:1H:932:G:C5	2.39	0.57
26:1H:2863:C:H2'	26:1H:2864:G:H8	1.69	0.57
1:13:625:G:H4'	16:7I:16:HIS:CG	2.39	0.57
26:1H:125:G:H5'	26:1H:125:G:C8	2.39	0.57
1:13:168:G:H21	1:13:169:C:H41	1.52	0.57
2:12:93:VAL:HG22	2:12:152:PHE:HB2	1.85	0.57

Continued on next page...

Continued from previous page...

Atom-1	Atom-2	Interatomic distance (Å)	Clash overlap (Å)
26:1H:2120:G:N2	26:1H:2178:C:O2	2.28	0.57
26:14:829:A:N7	26:14:2248:C:H5'	2.19	0.57
29:19:66:ASP:HB3	29:19:105:ILE:HD12	1.85	0.57
1:13:1429:C:H2'	1:13:1430:C:H6	1.69	0.57
33:59:53:GLU:OE1	33:59:53:GLU:HA	2.04	0.57
26:1H:2680:C:H5'	30:21:189:PRO:HA	1.86	0.57
28:79:50:ASP:O	28:79:56:GLN:NE2	2.36	0.57
26:14:498:G:H21	46:C5:47:LYS:NZ	2.01	0.57
1:1G:977:A:O2'	1:1G:981:U:N3	2.33	0.57
30:21:128:SER:OG	30:21:129:HIS:N	2.37	0.57
1:13:1139:G:N2	1:13:1143:G:H1	2.02	0.57
1:13:67:C:H2'	1:13:68:G:C8	2.39	0.57
1:13:1318:A:H5''	19:AI:10:PHE:CD2	2.39	0.57
27:1J:15:A:H1'	27:1J:109:G:N7	2.18	0.57
2:1E:17:PHE:HA	2:1E:42:ILE:HB	1.85	0.57
1:13:658:G:H2'	1:13:659:U:C6	2.40	0.57
34:61:14:ASP:N	34:61:17:GLN:OE1	2.37	0.57
1:1G:1015:A:O2'	14:5A:15:LYS:NZ	2.33	0.57
1:13:317:G:H1	1:13:336:C:H42	1.52	0.57
29:19:23:GLU:HG2	29:19:24:ILE:HD12	1.84	0.57
3:2E:122:GLU:O	3:2E:126:ARG:HG2	2.04	0.57
26:14:2788:C:O2'	26:14:2809:A:N3	2.36	0.57
34:61:47:LEU:O	34:61:51:ILE:N	2.30	0.57
21:1F:6:ARG:HH11	21:1F:15:ARG:NE	2.01	0.57
32:41:98:ARG:HH21	52:M8:1:MET:CE	2.16	0.57
1:13:1030:C:H2'	1:13:1031:G:H8	1.66	0.57
24:3K:48:C:H41	24:3K:59:A:N6	2.02	0.57
26:1H:1331:A:O2'	26:1H:1332:G:H8	1.87	0.57
26:1H:307:G:H21	26:1H:330:A:H62	1.52	0.57
28:71:212:VAL:HB	28:71:226:PRO:HD3	1.86	0.57
1:13:680:C:H2'	1:13:681:C:C6	2.39	0.57
26:1H:2119:A:C2	26:1H:2171:A:H2	2.22	0.57
34:69:75:LEU:HD22	34:69:77:LEU:N	2.18	0.57
26:1H:1340:U:H4'	26:1H:1341:U:OP2	2.03	0.57
26:1H:2379:G:O2'	40:A8:17:ARG:NH1	2.36	0.57
45:B5:5:TYR:HB3	50:G5:33:MET:HB2	1.87	0.57
12:3I:110:VAL:CG2	12:3I:120:TYR:HB3	2.34	0.57
26:14:1298:C:H5''	26:14:1299:G:OP2	2.04	0.57
4:32:190:ASP:HB3	4:32:192:GLU:HG2	1.87	0.57
26:1H:86:C:H4'	26:1H:104:U:H1'	1.86	0.57
26:14:806:C:O2	26:14:2444:G:O2'	2.21	0.57

Continued on next page...

Continued from previous page...

Atom-1	Atom-2	Interatomic distance (Å)	Clash overlap (Å)
26:14:1999:C:H4'	26:14:2723:C:O2	2.04	0.57
5:4E:126:ARG:HH11	5:4E:126:ARG:HG3	1.69	0.57
38:88:78:PRO:O	38:88:79:LEU:HB3	2.05	0.57
1:1G:538:G:H5'	12:3A:114:LYS:HB2	1.85	0.57
50:K8:2:LYS:O	50:K8:5:GLU:HB2	2.04	0.57
37:78:126:VAL:HG12	37:78:147:LEU:HD11	1.87	0.57
2:12:58:ILE:HD12	2:12:219:VAL:HG22	1.86	0.57
18:9I:38:GLU:OE1	18:9I:41:LYS:NZ	2.32	0.57
26:1H:991:C:H2'	26:1H:992:C:H6	1.69	0.57
1:1G:411:A:H62	1:1G:413:G:H21	1.53	0.57
41:B8:99:LEU:HB2	41:B8:102:ILE:HD11	1.86	0.57
26:1H:459:U:H2'	26:1H:460:A:H8	1.70	0.57
34:69:143:SER:O	34:69:144:VAL:HG22	2.04	0.57
28:71:194:ARG:NH2	28:71:226:PRO:O	2.32	0.57
26:14:581:C:H2'	26:14:582:G:H8	1.68	0.57
13:4A:55:ARG:O	13:4A:59:TYR:N	2.37	0.57
1:13:870:U:H4'	1:13:871:U:O5'	2.04	0.57
7:62:51:GLN:HB2	7:62:58:PRO:HG3	1.85	0.57
26:14:96:G:H4'	50:G5:48:HIS:CD2	2.38	0.57
23:2K:63:C:H2'	23:2K:64:G:H8	1.69	0.57
8:7E:100:ILE:O	8:7E:125:ARG:NH2	2.37	0.57
20:BI:89:ARG:HH21	20:BI:104:LEU:HD11	1.69	0.57
38:45:35:VAL:HG12	38:45:36:ALA:H	1.69	0.57
1:13:1285:A:H8	1:13:1285:A:O5'	1.87	0.57
3:22:26:LYS:HG3	3:22:27:LYS:H	1.68	0.57
26:14:1653:G:C6	39:55:9:LYS:HB2	2.39	0.57
26:14:459:U:H4'	54:L5:40:TRP:CZ3	2.38	0.57
34:69:142:VAL:HG12	34:69:143:SER:H	1.68	0.57
26:14:2064:C:H2'	26:14:2065:C:C6	2.40	0.57
5:4E:8:GLU:HG3	5:4E:34:VAL:HG22	1.86	0.57
26:14:1430:C:H2'	26:14:1431:U:C6	2.39	0.57
1:1G:519:C:H2'	1:1G:520:A:O4'	2.03	0.57
11:2I:46:GLY:HA2	11:2I:50:TYR:O	2.05	0.57
1:1G:1448:C:H42	1:1G:1455:G:H1	1.51	0.57
26:1H:732:C:OP2	60:1H:3545:HOH:O	2.17	0.57
24:3K:58:A:O2'	24:3K:59:A:OP1	2.21	0.57
1:13:572:A:H5'	1:13:573:A:OP2	2.03	0.57
26:14:1558:A:O2'	26:14:1559:G:OP2	2.20	0.57
26:1H:2518:A:H8	26:1H:2518:A:H5'	1.67	0.57
26:1H:870:A:OP1	38:88:6:ARG:NH2	2.37	0.57
26:1H:2721:A:H2'	26:1H:2722:G:O4'	2.05	0.57

Continued on next page...

Continued from previous page...

Atom-1	Atom-2	Interatomic distance (Å)	Clash overlap (Å)
26:1H:1771:C:HO2'	26:1H:1786:A:H8	1.51	0.57
2:12:119:GLU:HG3	2:12:142:LEU:HD11	1.85	0.57
26:14:2033:A:O2'	26:14:2035:G:OP2	2.19	0.57
1:1G:198:G:H8	1:1G:198:G:OP2	1.88	0.57
26:1H:2212:A:H1'	26:1H:2215:G:C4	2.40	0.57
7:62:11:GLN:NE2	7:62:12:LEU:O	2.38	0.57
48:E5:72:ARG:HE	48:E5:75:LEU:HD12	1.69	0.57
33:59:69:ARG:O	33:59:72:ILE:HG12	2.05	0.57
1:1G:1292:U:H2'	1:1G:1293:G:C8	2.40	0.57
26:1H:298:G:OP2	46:G8:84:ARG:HD2	2.04	0.57
42:85:97:ASP:OD2	42:85:101:ARG:NH2	2.37	0.57
1:1G:620:C:C4	4:32:135:LEU:HD11	2.39	0.57
26:14:582:G:H2'	26:14:583:G:H8	1.69	0.57
26:1H:1193:G:H2'	26:1H:1194:A:C8	2.40	0.57
1:1G:929:G:H1	1:1G:1388:C:H42	1.52	0.57
26:1H:1565:C:O2'	26:1H:1567:A:N7	2.33	0.57
1:13:1044:A:C5	1:13:1045:C:H1'	2.40	0.57
26:14:303:U:H2'	26:14:304:G:C8	2.40	0.57
44:E8:12:ILE:HG12	44:E8:13:SER:H	1.70	0.57
26:14:860:U:H1'	26:14:2268:A:H5'	1.87	0.57
26:1H:833:U:O2	37:78:55:ARG:NH2	2.34	0.57
30:29:179:GLU:HB3	30:29:181:LEU:HD13	1.87	0.57
32:49:20:ILE:HG23	32:49:25:TYR:HB2	1.86	0.57
32:41:105:LYS:HE2	52:M8:26:SER:HB2	1.86	0.57
8:7E:104:ARG:HG3	8:7E:138:TRP:CD1	2.39	0.57
10:1I:75:ILE:HD12	10:1I:76:ASN:HD22	1.68	0.57
26:14:879:G:H2'	26:14:897:C:N4	2.20	0.57
1:13:324:G:N1	1:13:327:A:OP2	2.36	0.57
1:1G:620:C:N3	4:32:135:LEU:HD11	2.20	0.57
2:12:71:VAL:HB	2:12:165:VAL:HG22	1.87	0.57
1:13:222:U:H2'	1:13:223:U:C6	2.40	0.57
1:13:490:G:H5''	4:3E:151:LYS:NZ	2.19	0.57
26:1H:355:G:H2'	26:1H:356:G:C8	2.40	0.57
23:2L:54:G:O2'	23:2L:55:5MU:H5''	2.05	0.57
34:69:77:LEU:HD12	34:69:78:THR:N	2.20	0.57
38:45:134:ARG:HG2	38:45:134:ARG:O	2.04	0.57
30:29:12:THR:O	30:29:23:VAL:HG22	2.05	0.57
29:19:108:PRO:HB3	29:19:143:HIS:HE1	1.70	0.57
1:13:598:U:H4'	8:7E:94:TYR:CD2	2.40	0.57
26:1H:2074:U:H2'	26:1H:2075:U:C6	2.39	0.57
26:1H:1863:G:H2'	26:1H:1864:U:O4'	2.05	0.57

Continued on next page...

Continued from previous page...

Atom-1	Atom-2	Interatomic distance (Å)	Clash overlap (Å)
26:14:1963:U:O2	26:14:1963:U:H5''	2.05	0.57
39:55:45:ARG:HA	39:55:95:THR:HG21	1.87	0.57
1:1G:1251:A:H2'	1:1G:1252:A:C8	2.39	0.57
39:55:57:ARG:NE	39:55:59:ASP:OD2	2.27	0.57
32:49:41:GLN:NE2	32:49:154:GLY:O	2.29	0.57
27:16:44:G:OP1	52:M8:1:MET:HE1	2.00	0.57
32:41:98:ARG:NH2	52:M8:1:MET:HE1	2.20	0.57
4:3E:90:GLY:O	4:3E:93:PHE:HB2	2.05	0.57
47:H8:60:GLU:O	47:H8:61:LEU:CD2	2.53	0.57
26:1H:1021:A:H8	26:1H:1022:G:H5''	1.69	0.57
1:13:186(E):C:H42	1:13:191(B):G:H1	1.52	0.57
26:1H:2175:C:H1'	28:71:217:THR:O	2.05	0.57
26:14:649:G:H2'	26:14:650:C:C6	2.40	0.57
31:39:133:ASN:HA	31:39:162:LEU:HD23	1.86	0.57
37:78:37:GLY:HA2	37:78:41:ARG:NH2	2.20	0.57
24:3K:35:U:H2'	24:3K:36:U:C6	2.39	0.57
1:13:407:G:H2'	1:13:408:A:C8	2.40	0.57
30:29:23:VAL:HA	30:29:184:VAL:O	2.05	0.57
1:13:612:C:O2	1:13:629:G:N2	2.37	0.57
1:13:209:U:H4'	1:13:216:G:C2	2.40	0.57
2:1E:82:ARG:NE	2:1E:92:TYR:OH	2.38	0.57
26:1H:2695:C:H2'	26:1H:2696:U:H6	1.70	0.57
34:61:33:ARG:HB3	34:61:35:LEU:HD13	1.86	0.57
33:59:67:LEU:O	33:59:71:LEU:HD13	2.05	0.57
35:58:73:THR:HB	35:58:82:LEU:HD11	1.86	0.57
20:BA:63:ILE:HG21	20:BA:81:LYS:HG3	1.86	0.57
3:2E:162:GLN:HG2	25:4K:24:A:H3'	1.87	0.57
1:13:804:U:H5''	1:13:805:C:OP2	2.05	0.57
26:1H:1512:G:H2'	26:1H:1513:C:C6	2.40	0.57
26:14:270(F):U:H2'	26:14:270(G):C:C6	2.40	0.57
37:78:116:GLY:H	37:78:134:ALA:HB2	1.70	0.57
49:J8:83:GLU:HG3	49:J8:85:LEU:HB2	1.85	0.57
26:14:2086:U:P	29:19:262:ARG:NH2	2.77	0.57
20:BI:75:ASN:O	20:BI:79:ARG:N	2.36	0.57
31:39:25:PRO:C	31:39:27:GLU:N	2.56	0.57
26:14:960:A:H61	38:45:82:ARG:NH2	2.02	0.57
4:32:61:LYS:HB2	4:32:203:VAL:HG13	1.85	0.57
26:14:1434:A:H2'	26:14:1435:G:C8	2.40	0.57
2:12:30:ARG:HH22	2:12:194:PRO:HB2	1.70	0.57
29:19:39:LYS:O	29:19:40:THR:HG23	2.04	0.57
26:14:918:A:O2'	27:1J:96:G:N2	2.38	0.57

Continued on next page...

Continued from previous page...

Atom-1	Atom-2	Interatomic distance (Å)	Clash overlap (Å)
26:1H:2031:A:C6	26:1H:2498:C:H1'	2.39	0.57
30:21:35:GLN:HG3	30:21:36:ARG:N	2.20	0.57
3:2E:64:VAL:HG12	3:2E:66:VAL:HG23	1.87	0.57
35:58:47:ALA:HB2	35:58:112:LEU:CD1	2.33	0.56
9:8E:50:LEU:HD23	9:8E:85:LEU:HD11	1.86	0.56
26:1H:1538:G:H2'	26:1H:1539:G:H8	1.70	0.56
47:H8:60:GLU:O	47:H8:61:LEU:HD23	2.05	0.56
26:14:2012:G:OP1	44:A5:11:ARG:NH2	2.38	0.56
4:3E:31:CYS:HB3	4:3E:34:GLU:CG	2.34	0.56
19:AA:11:VAL:HG12	19:AA:12:ASP:N	2.20	0.56
7:62:92:SER:HB2	7:62:94:ARG:HE	1.70	0.56
26:14:1729:A:H2'	26:14:1731:G:H22	1.70	0.56
26:14:458:G:O2'	54:L5:39:ARG:HD3	2.05	0.56
29:19:25:THR:HG23	29:19:81:ALA:HB1	1.86	0.56
4:32:196:LEU:HD13	4:32:198:VAL:HG22	1.87	0.56
26:14:2178:C:O2'	28:79:168:THR:OG1	2.22	0.56
26:1H:1400:G:H2'	26:1H:1401:G:H8	1.70	0.56
26:1H:2125:G:N1	26:1H:2171:A:H5''	2.20	0.56
22:1L:53:G:H2'	22:1L:54:5MU:H5''	1.87	0.56
26:1H:2199:A:H3'	26:1H:2205:C:C6	2.39	0.56
5:42:41:VAL:O	5:42:67:VAL:N	2.36	0.56
1:13:1446:A:O2'	41:B8:125:ARG:NH2	2.38	0.56
13:4I:82:MET:O	13:4I:84:ILE:N	2.37	0.56
26:14:2016:U:H1'	53:J5:6:VAL:HG13	1.87	0.56
18:9I:47:THR:HA	18:9I:83:GLU:HB2	1.87	0.56
26:14:2308:G:O2'	26:14:2309:A:OP1	2.21	0.56
26:14:753:C:H2'	26:14:754:C:H6	1.70	0.56
29:19:6:PHE:HE1	29:19:18:VAL:HG23	1.70	0.56
35:58:56:ASN:N	35:58:125:GLY:O	2.21	0.56
1:1G:449:C:O2'	16:7A:43:LYS:HE2	2.05	0.56
1:13:524:G:H2'	1:13:525:C:C6	2.40	0.56
22:1K:41:A:H2'	22:1K:42:A:C8	2.40	0.56
26:14:27:G:N2	26:14:512:G:H1'	2.20	0.56
22:1K:6:G:H2'	22:1K:7:U:C6	2.39	0.56
46:G8:39:VAL:O	46:G8:42:VAL:HG22	2.04	0.56
35:15:35:ARG:HB3	35:15:42:TRP:CZ3	2.40	0.56
1:13:111:G:H8	1:13:111:G:O5'	1.88	0.56
29:11:242:ARG:H	29:11:242:ARG:HD2	1.70	0.56
1:1G:630:G:H5'	1:1G:631:G:OP2	2.05	0.56
20:BA:49:ALA:O	20:BA:100:ILE:HG21	2.04	0.56
3:2E:8:ILE:HG23	3:2E:16:ARG:HG2	1.85	0.56

Continued on next page...

Continued from previous page...

Atom-1	Atom-2	Interatomic distance (Å)	Clash overlap (Å)
11:2A:109:VAL:HG12	18:9A:86:VAL:HG22	1.86	0.56
26:14:648:G:O2'	26:14:2351:G:OP1	2.15	0.56
46:G8:89:PHE:HD1	46:G8:90:LEU:N	2.02	0.56
26:1H:2661:G:H8	26:1H:2661:G:OP2	1.87	0.56
26:1H:1930:G:N2	26:1H:1968:G:H2'	2.20	0.56
39:98:103:ARG:HA	39:98:111:LEU:HD12	1.87	0.56
46:G8:94:LYS:HG3	46:G8:95:LYS:N	2.21	0.56
46:G8:9:LYS:O	46:G8:27:VAL:HG13	2.05	0.56
26:1H:2345:G:H4'	26:1H:2346:A:O5'	2.05	0.56
26:1H:2314:C:H2'	26:1H:2315:G:C8	2.40	0.56
1:13:649:G:H2'	1:13:650:G:C8	2.40	0.56
1:13:54:C:N4	1:13:353:A:OP2	2.34	0.56
26:14:2611:U:C4	53:J5:3:LYS:HG3	2.40	0.56
2:1E:18:GLY:H	2:1E:42:ILE:CG1	2.18	0.56
1:13:491:G:H2'	1:13:492:G:O4'	2.05	0.56
26:1H:1429:G:H2'	26:1H:1430:C:C6	2.40	0.56
1:13:1264:C:H2'	1:13:1265:G:C8	2.41	0.56
1:13:376:G:H5''	16:7I:5:ARG:HB2	1.87	0.56
7:62:115:ARG:O	7:62:118:VAL:HG22	2.06	0.56
26:14:1106:G:H3'	26:14:1107:G:C8	2.39	0.56
1:1G:518:C:H5''	1:1G:519:C:C6	2.40	0.56
45:F8:65:ARG:HG3	45:F8:67:GLY:H	1.70	0.56
45:B5:67:GLY:C	45:B5:69:TYR:H	2.09	0.56
39:55:78:LYS:O	39:55:83:ILE:HG13	2.05	0.56
53:J5:41:PRO:HG2	53:J5:44:THR:HG21	1.87	0.56
30:21:131:ALA:HB1	30:21:135:HIS:CE1	2.41	0.56
26:14:1593:G:H2'	26:14:1594:G:C8	2.40	0.56
38:45:54:MET:O	38:45:57:HIS:N	2.35	0.56
2:1E:59:GLU:HB2	2:1E:221:LEU:HD21	1.88	0.56
43:95:44:LYS:O	43:95:46:VAL:N	2.24	0.56
26:14:2165:G:H3'	26:14:2166:G:H5'	1.87	0.56
38:88:111:GLU:OE1	38:88:133:ARG:NH1	2.38	0.56
26:1H:2213:U:H1'	49:J8:52:ARG:CZ	2.35	0.56
31:31:127:GLU:HA	31:31:127:GLU:OE2	2.06	0.56
50:K8:28:LYS:HE3	50:K8:56:GLN:NE2	2.20	0.56
8:72:33:GLU:HB3	8:72:59:LEU:HD13	1.86	0.56
1:13:1374:A:O2'	7:6E:28:ASN:HB3	2.05	0.56
46:G8:83:THR:OG1	46:G8:84:ARG:N	2.37	0.56
46:G8:76:CYS:SG	46:G8:97:ARG:HG3	2.45	0.56
4:32:81:GLU:N	4:32:81:GLU:OE2	2.39	0.56
38:88:12:GLN:HE21	38:88:73:PRO:HD2	1.68	0.56

Continued on next page...

Continued from previous page...

Atom-1	Atom-2	Interatomic distance (Å)	Clash overlap (Å)
8:72:30:ARG:HG3	8:72:31:PHE:N	2.19	0.56
26:1H:674:G:C1'	31:31:74:ARG:HD2	2.35	0.56
27:1J:2:C:H2'	27:1J:3:C:H6	1.70	0.56
46:C5:86:ARG:NE	46:C5:87:LYS:O	2.38	0.56
9:82:27:THR:HG22	9:82:32:ASP:CA	2.35	0.56
26:1H:568:U:O4	60:1H:3539:HOH:O	2.16	0.56
23:2L:41:C:H2'	23:2L:42:C:C6	2.41	0.56
1:1G:1136:U:H5''	1:1G:1137:C:C5	2.41	0.56
1:13:1429:C:H2'	1:13:1430:C:C6	2.40	0.56
26:14:1425:G:H2'	26:14:1426:G:C8	2.40	0.56
26:14:2572:A:C4	30:29:144:ARG:NH1	2.71	0.56
1:13:243:A:H5''	1:13:244:U:H3'	1.87	0.56
40:65:88:ASP:OD1	40:65:90:GLY:N	2.36	0.56
26:1H:1339:G:H21	26:1H:1603:A:H1'	1.70	0.56
29:11:183:ARG:HD2	29:11:269:PHE:O	2.05	0.56
13:4A:81:LEU:HD23	13:4A:88:ARG:HH21	1.70	0.56
4:32:93:PHE:O	4:32:96:LEU:HB2	2.05	0.56
33:51:158:HIS:HA	33:51:170:ARG:HE	1.70	0.56
51:H5:6:VAL:O	51:H5:34:GLU:HA	2.06	0.56
12:3I:36:VAL:O	12:3I:59:ARG:N	2.39	0.56
13:4A:49:THR:N	13:4A:52:GLU:HG3	2.20	0.56
26:1H:1177:A:OP1	26:1H:1178:C:N4	2.38	0.56
26:1H:1786:A:H2	26:1H:2606:C:H1'	1.71	0.56
26:1H:2122:U:O2'	28:71:172:HIS:HE1	1.88	0.56
26:14:154:G:O6	26:14:172:C:N4	2.38	0.56
29:19:108:PRO:HB3	29:19:143:HIS:CE1	2.40	0.56
13:4I:5:ALA:HB2	13:4I:61:GLU:HG2	1.87	0.56
26:1H:827:U:H5'	26:1H:828:U:O5'	2.04	0.56
1:1G:393:A:OP2	16:7A:12:LYS:HD3	2.06	0.56
1:1G:114:U:H2'	1:1G:115:G:C8	2.40	0.56
26:1H:2870:C:H5''	39:98:65:LEU:HD21	1.87	0.56
1:13:793:U:H5'	1:13:794:A:H5''	1.88	0.56
24:3K:71:C:O2	26:1H:1851:U:O2'	2.18	0.56
4:3E:70:ILE:HG23	4:3E:75:PHE:HB2	1.88	0.56
9:8E:128:ARG:HH21	23:2K:36:A:P	2.29	0.56
43:D8:36:PRO:O	43:D8:38:LEU:N	2.39	0.56
26:1H:674:G:O2'	31:31:74:ARG:HD3	2.06	0.56
24:3K:49:G:H1'	24:3K:66:A:C2	2.41	0.56
1:13:976:G:H5'	1:13:1358:U:O2'	2.06	0.56
9:82:26:VAL:HG22	9:82:60:ASP:HB3	1.85	0.56
33:51:40:GLU:C	33:51:41:MET:HE3	2.26	0.56

Continued on next page...

Continued from previous page...

Atom-1	Atom-2	Interatomic distance (Å)	Clash overlap (Å)
17:8I:55:ASP:HA	17:8I:79:SER:HA	1.88	0.56
24:3L:2:G:H2'	24:3L:3:G:C8	2.40	0.56
1:1G:1137:C:H1'	1:1G:1138:G:C2	2.40	0.56
54:P8:15:THR:HG22	54:P8:16:HIS:CE1	2.41	0.56
7:62:26:PHE:CD1	7:62:30:ILE:HD11	2.40	0.56
47:H8:53:ILE:HG22	47:H8:71:VAL:HG13	1.86	0.56
26:1H:1334:G:H2'	26:1H:1335:U:H6	1.70	0.56
8:72:87:SER:HB2	8:72:93:VAL:HB	1.88	0.56
26:14:2887:U:H2'	26:14:2888:C:H6	1.70	0.56
1:1G:439:A:OP2	1:1G:493:G:N1	2.38	0.56
1:13:1329:A:N7	21:1F:7:ARG:NH2	2.53	0.56
26:1H:2091:U:OP2	26:1H:2092:U:O2'	2.20	0.56
26:14:617:G:OP1	31:39:40:GLN:HG3	2.05	0.56
38:45:25:ASP:HB3	38:45:102:VAL:N	2.14	0.56
27:1J:93:C:H2'	27:1J:94:C:H6	1.69	0.56
26:14:2306:C:H3'	26:14:2307:G:H5''	1.87	0.56
41:75:11:GLU:O	41:75:13:ARG:HD3	2.05	0.56
26:14:1727:U:H3	26:14:1733:G:H1	1.53	0.56
1:1G:502:G:OP1	12:3A:118:SER:HB3	2.06	0.56
26:1H:234:C:H2'	26:1H:235:U:C6	2.40	0.56
19:AI:36:ARG:NH1	19:AI:52:TYR:O	2.39	0.56
26:14:1794:U:H2'	26:14:1795:C:C6	2.41	0.56
1:13:128:G:H5'	17:8I:2:PRO:O	2.06	0.56
51:L8:7:LYS:HG3	51:L8:34:GLU:HG2	1.87	0.56
28:79:202:GLU:CD	28:79:203:GLY:H	2.09	0.56
26:14:2343:C:O2'	26:14:2373:G:O2'	2.22	0.56
26:14:39:C:O2	31:39:46:ARG:NH2	2.39	0.56
12:3A:86:ARG:HB2	12:3A:101:VAL:HG23	1.88	0.56
37:78:35:HIS:HA	60:78:302:HOH:O	2.05	0.56
14:5A:29:ARG:HG3	14:5A:31:ARG:N	2.19	0.56
1:13:1031:G:H2'	1:13:1032:A:H5'	1.87	0.56
26:14:2129:C:H3'	26:14:2130:U:C6	2.41	0.56
46:G8:34:LYS:O	46:G8:34:LYS:HG3	2.05	0.56
2:1E:189:ASP:CG	2:1E:205:ASP:HB3	2.26	0.56
26:14:2146:C:H4'	26:14:2147:G:C8	2.41	0.56
1:1G:1325:C:H2'	1:1G:1326:C:C6	2.41	0.56
35:58:35:ARG:O	35:58:42:TRP:HZ3	1.89	0.56
1:13:1080:A:H5'	5:4E:14:ARG:HH21	1.70	0.56
13:4I:15:VAL:HG23	13:4I:43:THR:O	2.06	0.56
26:1H:65:C:H2'	26:1H:66:C:C6	2.40	0.56
16:7A:43:LYS:HA	16:7A:48:TRP:CE3	2.41	0.56

Continued on next page...

Continued from previous page...

Atom-1	Atom-2	Interatomic distance (Å)	Clash overlap (Å)
26:14:2887:U:H2'	26:14:2888:C:C6	2.41	0.56
15:6I:3:ILE:HD12	15:6I:34:LEU:HD23	1.87	0.56
26:14:2683:C:OP1	41:75:53:ARG:NH2	2.39	0.56
40:65:49:VAL:HG11	40:65:77:ALA:HB2	1.87	0.56
26:14:1599:C:H2'	26:14:1600:C:H6	1.71	0.56
33:51:103:LEU:HD22	33:51:131:VAL:HG21	1.88	0.56
17:8A:40:LYS:HD3	17:8A:42:TYR:CZ	2.41	0.56
26:14:2275:C:C6	26:14:2275:C:H5'	2.41	0.56
40:A8:21:THR:HG23	40:A8:23:ARG:H	1.70	0.56
1:1G:777:A:H2	11:2A:119:CYS:HB3	1.71	0.56
10:1A:17:ASP:O	10:1A:21:GLN:HB2	2.06	0.56
26:14:2129:C:OP1	28:79:6:ARG:NE	2.39	0.56
26:1H:1021:A:H61	26:1H:1142(A):A:H61	1.54	0.56
8:72:36:LEU:HD23	8:72:39:LEU:CD2	2.36	0.56
9:82:20:ARG:NH1	9:82:22:GLY:HA3	2.21	0.56
26:1H:106:C:H2'	26:1H:107:C:C6	2.40	0.56
1:13:601:C:H2'	1:13:602:A:H8	1.71	0.56
1:13:1442:G:C6	1:13:1446:A:C6	2.93	0.56
43:D8:19:LYS:HE2	43:D8:95:LEU:HD23	1.87	0.56
36:68:17:ARG:HG3	36:68:47:ILE:HD13	1.88	0.56
32:41:8:LYS:NZ	32:41:97:ASP:OD1	2.33	0.56
49:J8:65:SER:OG	49:J8:66:HIS:ND1	2.36	0.56
30:29:11:MET:SD	30:29:24:THR:HG22	2.46	0.56
26:14:2819:G:H2'	26:14:2821:A:N7	2.21	0.56
26:1H:503:A:H4'	26:1H:504:U:H5''	1.87	0.56
2:12:73:THR:HG21	2:12:97:TRP:H	1.71	0.56
1:1G:1294:G:H2'	1:1G:1295:G:H8	1.69	0.56
4:3E:82:ALA:HB2	4:3E:92:VAL:HB	1.88	0.56
9:82:95:LYS:HZ1	9:82:96:LEU:HD13	1.70	0.56
1:13:1060:C:OP1	14:5I:45:ARG:NH2	2.39	0.56
18:9A:53:ARG:CG	18:9A:63:GLN:HE21	2.14	0.56
47:H8:4:ARG:NH1	47:H8:60:GLU:OE1	2.36	0.56
43:95:83:ARG:N	43:95:83:ARG:HD2	2.21	0.56
33:59:60:ARG:O	33:59:63:SER:OG	2.24	0.56
26:1H:2019:A:H4'	42:C8:34:LYS:HD2	1.87	0.56
26:14:1180:C:H2'	26:14:1181:C:C6	2.41	0.56
28:71:59:ARG:HB2	28:71:164:ARG:HE	1.71	0.56
1:1G:862:C:H1'	1:1G:874:G:H5''	1.88	0.56
1:13:346:G:C8	41:B8:41:ARG:NH1	2.74	0.56
1:1G:78:G:H2'	1:1G:79:G:O4'	2.06	0.56
26:14:1784:A:H5''	60:14:3418:HOH:O	2.06	0.56

Continued on next page...

Continued from previous page...

Atom-1	Atom-2	Interatomic distance (Å)	Clash overlap (Å)
26:1H:1338:G:H2'	26:1H:1339:G:H8	1.71	0.56
1:1G:9:G:H5''	5:42:126:ARG:HD2	1.88	0.56
36:25:63:VAL:HG12	36:25:106:LEU:HD11	1.87	0.56
1:1G:376:G:O3'	16:7A:5:ARG:NH1	2.31	0.56
43:95:71:LEU:O	43:95:72:VAL:HG12	2.06	0.55
1:13:1423:G:P	36:68:49:ARG:HH22	2.29	0.55
1:1G:1288:A:N3	1:1G:1352:C:O2'	2.39	0.55
27:1J:16:G:N2	27:1J:68:C:O2	2.31	0.55
26:14:839:U:H2'	26:14:840:C:C6	2.42	0.55
26:14:607:U:H3	26:14:621:A:H2	1.53	0.55
33:59:61:HIS:O	33:59:65:HIS:N	2.31	0.55
23:2K:54:G:H2'	23:2K:55:5MU:C6	2.41	0.55
20:BA:72:LEU:O	20:BA:73:HIS:HB2	2.05	0.55
26:14:528:A:C2	26:14:2043:C:H4'	2.41	0.55
4:3E:57:ARG:HG2	4:3E:202:LEU:HD22	1.88	0.55
2:1E:28:PHE:CE1	2:1E:31:TYR:HD2	2.24	0.55
30:21:38:THR:HG23	30:21:41:LYS:H	1.71	0.55
26:1H:1526:G:H2'	26:1H:1527:G:C8	2.41	0.55
26:1H:1442:G:C2	26:1H:1550:C:O2	2.60	0.55
26:1H:2160:G:H2'	26:1H:2161:C:H4'	1.88	0.55
23:2L:10:G:N2	23:2L:27:G:H1'	2.22	0.55
23:2L:8:4SU:H6	23:2L:8:4SU:O5'	2.06	0.55
3:22:70:VAL:HG12	3:22:72:LYS:N	2.18	0.55
42:C8:92:ARG:NH1	42:C8:94:ASN:OD1	2.39	0.55
1:1G:1095:U:H2'	1:1G:1096:C:C6	2.41	0.55
31:39:67:GLN:O	31:39:67:GLN:HG3	2.06	0.55
1:13:501:C:H2'	1:13:502:G:H8	1.71	0.55
26:1H:2287:A:H2	26:1H:2346:A:C2	2.24	0.55
26:1H:1265:A:OP1	26:1H:1265:A:H8	1.88	0.55
26:14:1786:A:C2	26:14:2606:C:H1'	2.42	0.55
32:49:76:SER:HB2	32:49:84:LYS:HB2	1.88	0.55
26:14:89:G:H3'	26:14:90:U:H5''	1.87	0.55
1:13:1171:G:O2'	1:13:1172:C:H5'	2.05	0.55
26:14:1525:G:H2'	26:14:1526:G:H8	1.71	0.55
26:1H:654(O):G:H8	26:1H:654(P):G:H1'	1.69	0.55
40:A8:106:ARG:HD2	40:A8:106:ARG:C	2.25	0.55
26:1H:1346:G:H2'	26:1H:1347:G:H8	1.70	0.55
8:72:68:ARG:NH1	8:72:69:ARG:O	2.39	0.55
1:13:1239:A:H62	1:13:1299:A:H62	1.55	0.55
1:1G:1372:U:OP1	9:82:72:GLY:N	2.39	0.55
26:1H:2360:A:C2	26:1H:2361:A:H1'	2.41	0.55

Continued on next page...

Continued from previous page...

Atom-1	Atom-2	Interatomic distance (Å)	Clash overlap (Å)
31:39:170:LEU:HD22	31:39:172:TRP:HE1	1.71	0.55
49:J8:3:LYS:O	49:J8:12:PRO:HD3	2.06	0.55
26:14:76:C:O3'	50:G5:59:ARG:HG3	2.06	0.55
35:58:67:LEU:HA	35:58:87:LEU:HD12	1.87	0.55
38:88:10:ARG:HH21	38:88:11:LYS:HE3	1.72	0.55
1:13:417:C:H2'	1:13:418:C:H6	1.70	0.55
26:1H:2812:G:H1	26:1H:2888:C:H42	1.54	0.55
26:1H:2048:G:C2	26:1H:2621:A:C2	2.94	0.55
26:14:2292:C:P	40:65:17:ARG:HH21	2.29	0.55
26:14:1022:G:C6	26:14:1140:C:C4	2.94	0.55
43:D8:37:VAL:C	43:D8:38:LEU:HG	2.27	0.55
1:13:1061:G:OP1	10:1I:59:SER:OG	2.20	0.55
24:3L:58:A:H1'	24:3L:60:U:C5	2.42	0.55
27:1J:17:C:H2'	27:1J:18:G:O4'	2.06	0.55
26:14:2329:G:H21	48:E5:41:ARG:HD3	1.70	0.55
37:78:63:PRO:CB	55:Q8:30:ARG:HH21	2.19	0.55
34:61:110:ASP:OD1	34:61:111:PRO:HA	2.07	0.55
26:14:2006:C:O2'	26:14:2823:A:N3	2.35	0.55
26:14:1484:G:H2'	26:14:1485:G:H8	1.70	0.55
31:31:129:PHE:HA	31:31:142:TRP:NE1	2.21	0.55
36:25:9:GLU:O	36:25:83:ALA:HA	2.06	0.55
26:1H:2863:C:H2'	26:1H:2864:G:C8	2.42	0.55
1:13:559:A:OP1	5:4E:126:ARG:NH2	2.38	0.55
1:1G:198:G:H2'	1:1G:199:G:H8	1.71	0.55
4:32:28:SER:HB3	4:32:29:PRO:HA	1.89	0.55
26:14:557:U:H2'	26:14:558:G:C8	2.41	0.55
1:1G:594:G:H1	1:1G:645:C:H42	1.54	0.55
1:13:995:C:O2	14:5I:4:LYS:NZ	2.36	0.55
44:E8:97:LYS:HE2	44:E8:99:ARG:NH2	2.20	0.55
26:14:1040:C:O2	26:14:1115:G:N2	2.35	0.55
1:1G:739:C:O2'	15:6A:42:HIS:ND1	2.31	0.55
36:68:52:VAL:C	36:68:53:LYS:HD2	2.26	0.55
27:1J:118:G:C5	27:1J:119:A:N7	2.74	0.55
1:13:233:C:H2'	1:13:234:C:H6	1.70	0.55
48:E5:38:VAL:HG12	48:E5:59:LEU:HG	1.87	0.55
38:88:31:ASP:H	38:88:107:ALA:HB2	1.71	0.55
27:16:73:A:C4	27:16:104:A:C2	2.94	0.55
26:14:709:U:H3	26:14:722:A:H61	1.55	0.55
26:14:2280:G:O2'	26:14:2388:A:N1	2.37	0.55
26:14:548:A:C5	26:14:549:G:H1'	2.41	0.55
1:13:1257:U:O4	3:2E:27:LYS:HE2	2.06	0.55

Continued on next page...

Continued from previous page...

Atom-1	Atom-2	Interatomic distance (Å)	Clash overlap (Å)
1:1G:1243:C:OP2	21:1B:10:ARG:NH1	2.40	0.55
19:AI:18:LYS:CG	19:AI:31:ILE:HD12	2.36	0.55
26:14:662:G:OP1	37:35:15:ARG:NH2	2.39	0.55
1:13:1367:C:OP2	9:8E:112:LYS:NZ	2.40	0.55
47:H8:28:MET:HB2	47:H8:35:ARG:HB2	1.88	0.55
1:13:812:C:OP1	1:13:902:G:N2	2.32	0.55
1:13:1126:U:H5	1:13:1127:G:C2	2.25	0.55
1:13:1318:A:H2'	1:13:1319:A:H5''	1.87	0.55
5:4E:110:LEU:HD13	5:4E:118:ILE:HD13	1.89	0.55
1:1G:1308:U:OP1	13:4A:98:VAL:N	2.34	0.55
39:98:13:HIS:NE2	39:98:15:SER:HB2	2.22	0.55
26:14:2320:A:N6	26:14:2333:A:H2'	2.21	0.55
7:62:15:ASP:OD1	7:62:19:GLY:N	2.39	0.55
40:65:27:SER:HA	40:65:88:ASP:HB2	1.88	0.55
26:1H:1468:C:H2'	26:1H:1469:A:C8	2.41	0.55
26:1H:2684:U:H1'	36:68:70:LYS:HE2	1.87	0.55
47:H8:104:PHE:HA	47:H8:139:VAL:HB	1.89	0.55
37:35:105:LEU:O	37:35:106:LEU:HB3	2.05	0.55
40:65:23:ARG:NH1	40:65:84:GLN:HB2	2.22	0.55
32:49:161:THR:HG22	32:49:163:ALA:H	1.72	0.55
22:1L:42:A:H2'	22:1L:43:U:C5	2.41	0.55
43:D8:14:VAL:HB	43:D8:96:ILE:HG13	1.88	0.55
1:1G:359:U:H2'	1:1G:360:A:H8	1.70	0.55
26:1H:654(N):G:N7	26:1H:654(P):G:N2	2.54	0.55
1:1G:991:U:C5	1:1G:1212:U:H1'	2.42	0.55
26:14:2432:A:H2'	26:14:2433:A:C8	2.41	0.55
37:35:78:PRO:HA	37:35:110:TYR:CD2	2.42	0.55
1:1G:155:C:H2'	1:1G:156:G:C8	2.41	0.55
26:14:2184:G:H2'	26:14:2185:C:C6	2.41	0.55
26:14:2443:C:H2'	26:14:2444:G:H8	1.71	0.55
1:13:413:G:N2	1:13:428:G:H1'	2.22	0.55
47:H8:93:ASP:O	47:H8:94:GLU:HG3	2.07	0.55
26:1H:2747:G:OP1	33:51:138:LYS:NZ	2.37	0.55
13:4I:78:ILE:HA	13:4I:81:LEU:HB2	1.87	0.55
46:C5:52:SER:HB2	46:C5:56:PRO:HA	1.89	0.55
26:1H:534:U:H5'	42:C8:42:ALA:HB1	1.89	0.55
26:14:2612:C:H2'	26:14:2613:U:H5'	1.89	0.55
29:11:165:ILE:HD13	29:11:175:LEU:HD21	1.89	0.55
26:1H:493:G:H2'	26:1H:494:G:O4'	2.07	0.55
26:1H:736:C:O5'	26:1H:736:C:H6	1.90	0.55
30:21:24:THR:HG21	30:21:188:VAL:HG22	1.89	0.55

Continued on next page...

Continued from previous page...

Atom-1	Atom-2	Interatomic distance (Å)	Clash overlap (Å)
26:14:2747:G:H21	26:14:2757:A:H62	1.54	0.55
19:AI:28:LYS:HD2	19:AI:47:HIS:HA	1.87	0.55
1:1G:1239:A:O2'	1:1G:1298:C:N4	2.38	0.55
4:3E:31:CYS:SG	4:3E:33:MET:HB2	2.46	0.55
27:16:11:C:H3'	27:16:12:C:C6	2.41	0.55
3:22:14:ILE:HG13	3:22:15:THR:H	1.70	0.55
11:2A:27:ASN:ND2	11:2A:55:LYS:HD2	2.22	0.55
41:75:50:ILE:HD11	41:75:102:ILE:CD1	2.37	0.55
1:1G:1217:C:OP1	14:5A:9:LYS:HE2	2.07	0.55
26:14:2655:G:N2	26:14:2665:A:OP2	2.38	0.55
26:14:1826:G:H2'	26:14:1827:C:C6	2.41	0.55
1:13:1014:A:C2	1:13:1219:U:H1'	2.42	0.55
26:14:2439:A:O2'	26:14:2440:C:OP2	2.23	0.55
26:14:1425:G:N2	26:14:1573:G:N7	2.53	0.55
29:19:137:PRO:O	29:19:140:THR:OG1	2.20	0.55
26:1H:539:G:H2'	26:1H:540:G:H8	1.72	0.55
41:B8:28:VAL:HB	41:B8:86:ILE:HD11	1.87	0.55
6:52:27:GLN:O	6:52:31:GLU:HG3	2.06	0.55
26:1H:573:G:O2'	26:1H:574:C:H3'	2.06	0.55
26:1H:2712:U:H1'	26:1H:2712(A):A:C8	2.42	0.55
26:1H:2054:A:H5'	26:1H:2055:C:O5'	2.07	0.55
22:1K:37:T6A:H2'	22:1K:38:A:O4'	2.06	0.55
38:88:39:PRO:HA	38:88:97:VAL:O	2.07	0.55
26:1H:1783:A:H5'	26:1H:2608:G:H4'	1.87	0.55
41:B8:11:GLU:OE2	41:B8:11:GLU:HA	1.97	0.55
33:51:167:GLU:N	33:51:167:GLU:OE2	2.39	0.55
1:1G:1369:C:OP1	9:82:111:ARG:HB3	2.06	0.55
19:AA:10:PHE:CD2	19:AA:11:VAL:HG23	2.41	0.55
40:65:106:ARG:NH1	40:65:107:GLU:OE2	2.39	0.55
26:14:636:G:N7	37:35:113:LYS:NZ	2.41	0.55
28:71:10:LEU:HD22	28:71:32:LEU:HA	1.88	0.55
17:8I:100:LYS:HG3	17:8I:101:ARG:HG3	1.88	0.55
38:45:21:THR:HG22	38:45:23:GLY:HA3	1.88	0.55
40:65:7:TYR:CZ	40:65:91:PRO:HG3	2.42	0.55
26:1H:1637:A:H4'	26:1H:2711:A:O2'	2.07	0.55
36:25:25:LEU:HB2	36:25:38:VAL:HG23	1.88	0.55
26:1H:673:C:H5''	31:31:81:PRO:HD2	1.87	0.55
28:71:184:LYS:HA	28:71:187:ASP:HB2	1.87	0.55
26:14:2391:G:O6	26:14:2425:A:H8	1.89	0.55
26:1H:248:G:H5'	26:1H:250:G:N7	2.22	0.55
29:11:146:GLU:HB2	29:11:189:CYS:CB	2.28	0.55

Continued on next page...

Continued from previous page...

Atom-1	Atom-2	Interatomic distance (Å)	Clash overlap (Å)
1:13:256:U:H2'	1:13:257:G:C8	2.41	0.55
1:13:131:C:O2'	1:13:262:A:N3	2.31	0.55
26:1H:1442:G:H2'	26:1H:1443:G:C8	2.41	0.55
43:95:35:LEU:O	43:95:37:VAL:HG22	2.07	0.55
4:3E:173:TRP:CZ3	4:3E:193:ASP:HB3	2.42	0.55
26:14:2313:C:H2'	26:14:2314:C:C6	2.42	0.55
46:C5:88:LYS:O	46:C5:89:PHE:HD1	1.89	0.55
52:M8:23:GLU:OE1	52:M8:24:THR:N	2.40	0.55
26:14:329:G:P	46:C5:71:LYS:HE3	2.46	0.55
32:49:136:ARG:NH1	32:49:137:GLU:OE2	2.39	0.55
26:1H:285:C:H2'	26:1H:286:C:C6	2.42	0.55
47:D5:131:ARG:C	47:D5:132:ASN:HD22	2.10	0.55
47:D5:127:LYS:O	47:D5:162:GLU:HB3	2.07	0.55
1:1G:1123:A:H4'	10:1A:36:GLY:HA3	1.89	0.55
31:39:7:TYR:O	31:39:15:SER:HA	2.07	0.55
33:51:10:PRO:O	33:51:11:VAL:HG23	2.06	0.55
26:1H:2845:G:H2'	26:1H:2846:G:H8	1.72	0.55
29:19:148:GLU:HB2	29:19:151:LYS:HD2	1.89	0.55
1:1G:36:C:OP1	12:3A:123:LYS:NZ	2.39	0.55
31:31:32:LEU:HD21	31:31:105:VAL:HG13	1.89	0.55
31:39:135:LYS:HB3	31:39:138:GLU:HG3	1.88	0.55
1:13:1041:A:H2'	1:13:1042:G:O4'	2.06	0.55
16:7A:19:ILE:HB	16:7A:36:ILE:O	2.06	0.55
26:14:1399:C:H2'	26:14:1400:G:H8	1.71	0.55
1:1G:955:U:H1'	1:1G:1227:A:N6	2.21	0.55
8:7E:8:ASP:O	8:7E:12:ARG:HG3	2.07	0.55
26:14:2836:U:H2'	26:14:2837:G:H8	1.65	0.55
1:13:310:G:OP2	16:7I:27:LYS:NZ	2.39	0.55
26:1H:2345:G:N3	26:1H:2381:C:H2'	2.22	0.55
30:29:33:VAL:HG23	30:29:89:ASP:H	1.72	0.55
26:14:6:A:N7	26:14:2899:G:N2	2.55	0.55
1:1G:637:G:H2'	1:1G:638:G:H8	1.72	0.55
26:1H:2845:G:O6	60:1H:3549:HOH:O	2.18	0.55
26:1H:1338:G:O2'	26:1H:1339:G:H5'	2.07	0.55
2:1E:28:PHE:HE1	2:1E:31:TYR:HD2	1.53	0.55
1:13:339:C:OP2	36:68:97:ARG:HD3	2.06	0.55
21:1B:6:ARG:HD3	21:1B:15:ARG:NH1	2.21	0.55
29:11:140:THR:HG22	29:11:141:VAL:O	2.06	0.55
26:1H:2131:G:H5"	26:1H:2132:U:H5"	1.89	0.55
31:31:184:TYR:O	31:31:188:ARG:HG2	2.07	0.55
47:H8:100:VAL:HG11	47:H8:137:ILE:HG13	1.89	0.55

Continued on next page...

Continued from previous page...

Atom-1	Atom-2	Interatomic distance (Å)	Clash overlap (Å)
50:K8:46:GLN:N	50:K8:46:GLN:OE1	2.40	0.55
52:M8:34:GLU:HG2	52:M8:35:VAL:H	1.72	0.55
26:1H:1675:C:H2'	26:1H:1676:A:O4'	2.06	0.55
26:14:1336:A:H2'	26:14:1337:G:C8	2.42	0.55
26:14:2689:U:P	26:14:2719:G:H22	2.30	0.55
34:69:143:SER:OG	34:69:144:VAL:N	2.39	0.55
26:1H:2428:G:N2	37:78:61:ARG:HH21	2.04	0.55
26:1H:2400:G:H2'	26:1H:2401:U:C6	2.42	0.55
26:1H:1496:A:H8	26:1H:1577:C:O2'	1.90	0.55
26:1H:1171:G:N2	26:1H:1178:C:O2	2.37	0.55
26:1H:287:C:H2'	26:1H:288:C:C6	2.42	0.55
20:BA:51:GLU:HA	20:BA:54:LYS:HE3	1.89	0.55
8:7E:98:LYS:HD2	8:7E:98:LYS:H	1.72	0.55
29:11:32:SER:HA	29:11:35:LYS:HZ3	1.71	0.55
26:14:91:A:H2'	26:14:92:G:C8	2.40	0.55
26:1H:527:C:H4'	26:1H:528:A:O5'	2.07	0.55
1:13:232:G:H2'	1:13:233:C:H6	1.72	0.55
9:8E:79:LEU:O	9:8E:83:ARG:N	2.40	0.55
27:1J:11:C:OP2	27:1J:12:C:N4	2.35	0.55
26:14:2052:G:O4'	30:29:142:GLY:HA3	2.07	0.55
26:14:492:A:H2'	26:14:493:G:O4'	2.07	0.55
26:1H:1657:C:H2'	26:1H:1658:C:C6	2.42	0.55
29:19:27:THR:HG22	29:19:29:PRO:O	2.07	0.55
55:M5:37:SER:OG	55:M5:39:LYS:O	2.24	0.55
1:13:890:G:O2'	1:13:906:G:O6	2.18	0.55
39:55:44:LEU:HD22	39:55:48:VAL:HG23	1.87	0.55
35:58:49:GLY:O	35:58:119:ARG:CZ	2.53	0.54
26:1H:1359:A:H2	26:1H:1372:U:O4	1.90	0.54
32:41:65:GLY:HA3	52:M8:9:LEU:HD13	1.89	0.54
26:1H:620:G:H4'	26:1H:621:A:C5'	2.31	0.54
26:14:2649:U:H3	26:14:2671:A:N6	1.99	0.54
10:1A:78:ASN:O	10:1A:81:THR:OG1	2.21	0.54
1:1G:1502:A:H4'	1:1G:1503:A:OP2	2.07	0.54
26:1H:2147:G:H3'	26:1H:2148:G:H8	1.71	0.54
31:31:130:ALA:H	31:31:132:VAL:HG13	1.72	0.54
26:1H:817:C:O2'	26:1H:839:U:OP1	2.15	0.54
1:13:628:G:H2'	1:13:629:G:C8	2.42	0.54
1:1G:446:G:H1	1:1G:488:C:H42	1.55	0.54
1:13:7:G:H2'	5:4E:119:LEU:HD22	1.88	0.54
1:13:843:U:H5''	1:13:848:C:C5	2.43	0.54
21:1F:9:ARG:O	21:1F:13:ILE:HG13	2.06	0.54

Continued on next page...

Continued from previous page...

Atom-1	Atom-2	Interatomic distance (Å)	Clash overlap (Å)
26:1H:1196:C:H41	37:78:16:ARG:HH12	1.55	0.54
10:1A:28:ARG:NH2	10:1A:34:VAL:HB	2.21	0.54
30:21:89:ASP:OD1	30:21:90:THR:N	2.40	0.54
26:14:1164:G:H1	26:14:1185:C:H42	1.55	0.54
26:14:2010:G:H5''	44:A5:42:ARG:HB2	1.88	0.54
33:51:6:ARG:HA	33:51:66:GLY:HA2	1.88	0.54
1:1G:1423:G:H2'	1:1G:1424:C:C6	2.42	0.54
26:1H:2705:A:H2'	26:1H:2706:G:O4'	2.07	0.54
17:8I:45:HIS:O	17:8I:73:VAL:HG23	2.06	0.54
13:4I:45:VAL:HA	13:4I:48:LEU:HD22	1.89	0.54
2:12:19:HIS:ND1	2:12:204:ASN:HB3	2.21	0.54
42:85:92:ARG:C	42:85:94:ASN:H	2.09	0.54
4:32:3:ARG:NE	4:32:118:ARG:NE	2.47	0.54
42:85:97:ASP:O	42:85:100:VAL:N	2.38	0.54
1:1G:1258:G:H2'	1:1G:1259:C:C6	2.42	0.54
1:13:1455:G:H8	1:13:1455:G:O5'	1.90	0.54
32:49:36:LYS:HG3	32:49:93:THR:HG23	1.88	0.54
3:22:88:ARG:HG3	3:22:101:LEU:HD12	1.89	0.54
14:5A:9:LYS:HB3	14:5A:12:ARG:HH12	1.71	0.54
6:5E:16:GLN:HG2	6:5E:17:SER:H	1.70	0.54
26:14:1826:G:H2'	26:14:1827:C:H6	1.73	0.54
26:1H:1794:U:H2'	26:1H:1795:C:H6	1.71	0.54
29:19:108:PRO:HG2	29:19:111:LEU:HB2	1.89	0.54
18:9I:50:ILE:HD11	18:9I:70:ILE:HG21	1.88	0.54
26:14:957:A:OP1	38:45:76:LYS:HD3	2.07	0.54
1:13:1075:C:H2'	1:13:1076:C:H6	1.72	0.54
12:3A:39:VAL:HB	12:3A:57:LYS:HD3	1.89	0.54
50:K8:4:SER:HB3	50:K8:7:ARG:N	2.21	0.54
9:82:117:HIS:O	9:82:118:LYS:HB2	2.06	0.54
1:13:262:A:H5'	20:BI:74:LYS:HG3	1.89	0.54
1:1G:364:A:N6	12:3A:28:LYS:HZ3	2.05	0.54
1:1G:1281:U:H3'	1:1G:1282:C:C5	2.41	0.54
26:14:1678:G:H22	26:14:1989:G:N2	2.04	0.54
9:82:102:LEU:O	9:82:103:THR:OG1	2.23	0.54
28:71:29:VAL:HG13	28:71:30:LYS:HG3	1.90	0.54
26:1H:286:C:H2'	26:1H:287:C:C6	2.41	0.54
26:14:1657:C:H2'	26:14:1658:C:H6	1.72	0.54
1:13:51:A:OP2	1:13:52:G:H8	1.90	0.54
28:71:62:VAL:HG21	28:71:192:PHE:CZ	2.42	0.54
26:14:95:G:O2'	50:G5:48:HIS:ND1	2.39	0.54
26:14:95:G:H4'	50:G5:46:GLN:HB2	1.89	0.54

Continued on next page...

Continued from previous page...

Atom-1	Atom-2	Interatomic distance (Å)	Clash overlap (Å)
26:14:1257:C:H4'	31:39:83:PHE:CD1	2.43	0.54
26:14:2643:G:H2'	26:14:2644:G:O4'	2.07	0.54
1:13:57:G:H2'	1:13:58:C:C6	2.42	0.54
4:32:175:SER:HB3	4:32:184:LYS:HB2	1.88	0.54
34:61:9:LEU:O	34:61:10:GLU:HG3	2.06	0.54
41:75:108:ARG:HA	41:75:111:ARG:HB2	1.89	0.54
5:42:42:GLY:HA3	5:42:65:ASN:O	2.07	0.54
5:42:42:GLY:HA3	5:42:66:MET:HA	1.89	0.54
5:4E:35:GLY:HA3	5:4E:112:LEU:HB3	1.90	0.54
9:82:19:LEU:HD13	9:82:88:TYR:CD2	2.43	0.54
26:1H:1505:C:H2'	26:1H:1506:C:C6	2.43	0.54
26:14:336:C:OP1	46:C5:83:THR:HG23	2.07	0.54
38:88:34:LEU:HB2	38:88:118:LEU:HD22	1.89	0.54
41:B8:77:PRO:HG2	41:B8:80:SER:HB2	1.89	0.54
26:14:278:A:H2'	26:14:278:A:OP2	2.08	0.54
9:8E:16:ARG:NE	9:8E:64:THR:OG1	2.41	0.54
26:14:1444(A):A:O2'	26:14:1445:C:O5'	2.26	0.54
7:6E:123:GLU:O	7:6E:127:ALA:N	2.34	0.54
26:14:1225:C:H4'	43:95:85:LYS:CG	2.38	0.54
1:1G:146:G:H2'	1:1G:147:G:H8	1.72	0.54
4:3E:155:LEU:O	4:3E:158:ILE:N	2.39	0.54
1:1G:1273:G:H3'	1:1G:1274:G:C8	2.37	0.54
27:1J:5:C:N4	27:1J:115:G:H1	2.04	0.54
26:14:1730:U:H3'	26:14:1731:G:N2	2.22	0.54
26:14:1662:C:O2'	26:14:2687:U:OP1	2.22	0.54
26:14:1568:G:H5'	29:19:60:ARG:HA	1.89	0.54
26:1H:2111:C:N3	26:1H:2118:U:O2'	2.41	0.54
1:1G:407:G:OP1	4:32:115:ARG:NE	2.40	0.54
1:1G:857:C:H3'	1:1G:858:G:C8	2.42	0.54
1:13:682:G:H2'	1:13:683:G:H8	1.71	0.54
26:14:77:C:H5''	50:G5:10:LEU:HD21	1.90	0.54
2:12:32:ILE:HD11	2:12:40:HIS:HB3	1.89	0.54
40:A8:8:GLU:O	40:A8:11:LYS:HB3	2.08	0.54
55:M5:43:GLN:HG3	55:M5:46:ARG:HH21	1.72	0.54
48:E5:72:ARG:HB3	48:E5:75:LEU:HB2	1.89	0.54
26:1H:2695:C:H2'	26:1H:2696:U:C6	2.42	0.54
30:21:131:ALA:HB1	30:21:135:HIS:HE1	1.72	0.54
1:13:838:G:H1	1:13:848:C:H42	1.52	0.54
30:21:55:ASN:HB3	30:21:58:ARG:HG3	1.89	0.54
1:1G:397:A:N3	1:1G:397:A:H3'	2.22	0.54
8:7E:27:PRO:HA	8:7E:58:TYR:HA	1.89	0.54

Continued on next page...

Continued from previous page...

Atom-1	Atom-2	Interatomic distance (Å)	Clash overlap (Å)
1:13:237:C:H5"	17:8I:25:ARG:CZ	2.38	0.54
29:11:11:PRO:O	29:11:12:SER:OG	2.17	0.54
49:J8:78:LYS:HD3	49:J8:78:LYS:N	2.23	0.54
49:F5:53:VAL:HG21	49:F5:74:VAL:HG22	1.90	0.54
52:M8:14:ILE:HG13	52:M8:31:ILE:HB	1.90	0.54
46:C5:48:ALA:HB1	46:C5:50:ARG:HD2	1.88	0.54
15:6I:71:GLN:HG2	15:6I:78:TYR:CD1	2.43	0.54
1:1G:620:C:C2	4:32:135:LEU:HG	2.42	0.54
26:14:2789:C:H1'	26:14:2892:A:H2	1.72	0.54
46:C5:17:SER:O	46:C5:21:LYS:HB2	2.07	0.54
26:1H:459:U:H2'	26:1H:460:A:C8	2.42	0.54
41:75:50:ILE:HD11	41:75:102:ILE:CG1	2.37	0.54
1:13:110:C:H2'	1:13:111:G:O4'	2.07	0.54
1:1G:512:U:H2'	1:1G:513:C:H6	1.72	0.54
26:14:958:U:OP2	38:45:14:ARG:NH1	2.34	0.54
1:1G:222:U:H2'	1:1G:223:U:C6	2.41	0.54
26:1H:528:A:O2'	26:1H:529:A:H5"	2.07	0.54
26:1H:530:G:C5	26:1H:2022:U:H5"	2.42	0.54
26:1H:1345:C:H2'	26:1H:1346:G:H8	1.72	0.54
14:5I:42:ILE:O	14:5I:46:GLU:HG3	2.07	0.54
5:4E:6:PHE:CE1	5:4E:36:ASP:HB3	2.43	0.54
33:59:74:ASN:HA	33:59:77:LYS:HB2	1.88	0.54
26:1H:2615:U:OP2	60:1H:3551:HOH:O	2.18	0.54
26:14:2404:C:O3'	37:35:77:ARG:NH2	2.40	0.54
10:1I:92:THR:OG1	10:1I:93:GLY:N	2.40	0.54
13:4A:32:GLU:O	13:4A:36:LYS:N	2.34	0.54
26:14:2647:U:H2'	26:14:2648:C:C6	2.43	0.54
1:1G:458:C:N4	1:1G:464:G:O6	2.41	0.54
4:3E:107:ARG:NH2	4:3E:194:LEU:HD22	2.19	0.54
1:1G:1161:C:H2'	1:1G:1162:C:C6	2.42	0.54
2:1E:73:THR:HG22	2:1E:74:LYS:HG3	1.89	0.54
2:1E:114:ARG:HG3	2:1E:118:LEU:HD23	1.89	0.54
16:7I:68:ASP:O	16:7I:71:ARG:HG2	2.07	0.54
2:12:24:TRP:HE3	2:12:190:THR:HB	1.70	0.54
1:1G:481:G:O2'	1:1G:483:C:N4	2.41	0.54
26:14:1500:G:O2'	29:19:100:GLY:O	2.20	0.54
26:1H:616:A:C4	31:31:180:GLY:HA2	2.43	0.54
37:78:125:VAL:O	37:78:144:GLU:HB2	2.07	0.54
1:13:719:C:O2'	18:9I:49:LYS:HB3	2.07	0.54
44:E8:76:VAL:HG21	44:E8:101:SER:HB3	1.90	0.54
17:8A:51:TYR:CE1	17:8A:73:VAL:HG11	2.43	0.54

Continued on next page...

Continued from previous page...

Atom-1	Atom-2	Interatomic distance (Å)	Clash overlap (Å)
26:1H:2776:A:H4'	26:1H:2777:G:H5''	1.90	0.54
27:16:54:G:H2'	27:16:55:U:H6	1.73	0.54
42:C8:65:ILE:HG12	42:C8:96:ALA:HB2	1.89	0.54
32:41:3:LEU:O	32:41:3:LEU:HD23	2.06	0.54
2:1E:36:ARG:HD2	2:1E:37:ASN:H	1.73	0.54
7:6E:143:ARG:NH1	24:3K:41:A:O3'	2.34	0.54
37:78:49:ARG:CB	37:78:49:ARG:HH11	2.19	0.54
32:41:109:VAL:O	32:41:113:ARG:HG3	2.08	0.54
26:1H:2690:C:N4	60:1H:3529:HOH:O	2.40	0.54
7:62:120:ILE:HG22	7:62:124:LEU:HD12	1.88	0.54
46:C5:46:LYS:CB	46:C5:61:ILE:H	2.20	0.54
26:1H:1534:G:H21	26:1H:1535:U:H5	1.55	0.54
30:29:53:PRO:HA	30:29:74:PRO:HB3	1.89	0.54
2:12:105:PHE:HA	2:12:108:ILE:CG2	2.35	0.54
26:1H:2346:A:C2	26:1H:2383:G:C2	2.96	0.54
3:22:6:HIS:ND1	14:5A:49:HIS:HB3	2.22	0.54
26:1H:1515:C:H2'	26:1H:1516:U:H6	1.72	0.54
31:31:63:LYS:NZ	31:31:75:HIS:O	2.40	0.54
1:1G:501:C:H2'	1:1G:502:G:C8	2.41	0.54
29:11:236:GLY:O	29:11:237:GLU:O	2.26	0.54
1:1G:1106:G:H5''	3:22:172:ARG:HG2	1.89	0.54
1:1G:165:C:H2'	1:1G:166:G:C8	2.43	0.54
26:14:1106:G:H3'	26:14:1107:G:H8	1.71	0.54
26:14:673:C:H5''	31:39:81:PRO:HD2	1.89	0.54
12:3A:84:LEU:HG	12:3A:105:TYR:CE2	2.43	0.54
27:16:24:G:N7	27:16:56:G:H2'	2.23	0.54
32:41:56:ALA:O	32:41:59:GLU:N	2.41	0.54
32:49:114:ILE:HD13	32:49:140:ILE:HG21	1.90	0.54
34:61:29:TYR:HD2	34:61:30:LEU:HD23	1.73	0.54
1:1G:582:U:OP1	15:6A:68:ARG:NH2	2.41	0.54
27:1J:53:A:H2'	27:1J:54:G:O4'	2.08	0.54
33:51:68:THR:O	33:51:72:ILE:HG12	2.08	0.54
37:35:57:THR:HG23	37:35:60:MET:HB2	1.88	0.54
7:62:69:VAL:HG12	7:62:103:TRP:HE3	1.73	0.54
1:1G:149:A:H2'	1:1G:150:C:C6	2.42	0.54
23:2L:44:A:H2'	23:2L:45:A:C8	2.42	0.54
5:4E:148:VAL:O	5:4E:151:LEU:HB2	2.08	0.54
1:1G:147:G:H2'	1:1G:148:G:H8	1.72	0.54
1:1G:1443:G:N2	41:75:119:LYS:HB2	2.23	0.54
24:3K:59:A:H5'	24:3K:60:U:H5	1.73	0.54
1:1G:353:A:H5'	1:1G:353:A:C8	2.38	0.54

Continued on next page...

Continued from previous page...

Atom-1	Atom-2	Interatomic distance (Å)	Clash overlap (Å)
6:52:14:LEU:HB2	6:52:18:GLN:OE1	2.08	0.54
26:14:848:G:C4	26:14:933:A:H8	2.26	0.54
26:1H:1209:G:H21	26:1H:1210:A:H62	1.56	0.54
26:14:1729:A:C5	26:14:1731:G:C6	2.96	0.54
2:1E:8:LYS:HG2	2:1E:9:GLU:N	2.22	0.54
55:M5:34:TRP:CE3	55:M5:34:TRP:HA	2.42	0.54
1:13:457:C:H2'	1:13:458:C:C6	2.43	0.54
45:B5:63:LYS:CD	45:B5:63:LYS:N	2.70	0.54
12:3I:70:ILE:HD13	12:3I:77:LEU:HD12	1.89	0.54
31:39:7:TYR:CD1	31:39:18:ARG:HB2	2.43	0.54
31:31:196:LEU:O	31:31:200:GLU:HB2	2.07	0.54
51:H5:4:LEU:O	51:H5:36:VAL:HA	2.07	0.54
1:1G:1386:G:C2	1:1G:1387:G:C8	2.95	0.54
1:1G:261:U:OP2	20:BA:79:ARG:NH2	2.39	0.54
26:14:2733:A:H61	30:29:202:LYS:HB3	1.72	0.54
32:41:106:LEU:HD12	32:41:110:ALA:HB3	1.89	0.54
7:62:126:ASP:HB3	7:62:131:LYS:O	2.08	0.54
23:2L:60:A:H2'	23:2L:61:U:H5'	1.90	0.54
26:1H:1296:G:O2'	26:1H:1297:C:H5'	2.07	0.54
1:13:22:G:H4'	1:13:885:G:C8	2.43	0.54
42:85:76:TYR:O	42:85:80:ILE:HG22	2.08	0.54
26:1H:1899:G:N2	26:1H:1902:C:N4	2.42	0.54
26:14:660:G:H21	37:35:12:ALA:CB	2.21	0.54
30:29:81:ILE:HG22	30:29:82:ARG:N	2.19	0.54
26:1H:1021:A:H3'	26:1H:1022:G:H5''	1.89	0.54
1:1G:1315:U:H2'	1:1G:1316:G:O4'	2.08	0.54
1:13:1015:A:H2'	1:13:1016:A:H8	1.71	0.54
4:32:133:VAL:HG12	4:32:135:LEU:H	1.71	0.54
2:1E:8:LYS:CG	2:1E:9:GLU:H	2.21	0.54
37:78:59:LEU:HB2	55:Q8:58:ILE:CD1	2.38	0.54
26:1H:460:A:H5''	26:1H:461:C:OP2	2.08	0.54
19:AA:66:MET:HA	19:AA:67:VAL:O	2.08	0.54
26:14:89:G:H3'	26:14:90:U:C5'	2.38	0.54
31:39:89:VAL:HG12	31:39:90:PHE:H	1.73	0.54
26:1H:532:A:OP1	26:1H:561:G:N2	2.30	0.54
40:65:87:PHE:CE1	40:65:102:ALA:HB2	2.43	0.54
26:14:2370:G:C6	26:14:2371:G:C6	2.96	0.54
12:3I:66:VAL:HG21	12:3I:98:TYR:HE1	1.73	0.54
1:1G:589:C:H42	1:1G:650:G:H1	1.55	0.54
26:14:10:G:H2'	26:14:11:G:C8	2.43	0.54
36:68:107:ARG:HB2	36:68:107:ARG:NH1	2.23	0.54

Continued on next page...

Continued from previous page...

Atom-1	Atom-2	Interatomic distance (Å)	Clash overlap (Å)
1:13:38:G:H22	1:13:397:A:P	2.31	0.54
20:BI:10:LEU:HD21	20:BI:12:ALA:HB3	1.90	0.54
8:72:34:GLU:OE1	8:72:37:ARG:NH1	2.41	0.54
1:1G:1292:U:OP2	7:62:41:ARG:NH1	2.41	0.54
1:13:618:C:H5''	1:13:619:U:H5''	1.89	0.54
26:1H:1551:C:C2	26:1H:1552:G:C8	2.96	0.54
1:1G:1220:G:O3'	19:AA:36:ARG:HD3	2.08	0.54
4:3E:157:LEU:O	4:3E:161:ASN:ND2	2.41	0.54
26:1H:734:A:O2'	26:1H:1635:G:H5'	2.08	0.54
26:14:1771:C:O2'	26:14:1786:A:H8	1.89	0.54
39:98:12:ARG:HB3	39:98:16:HIS:HB3	1.90	0.54
3:22:32:LEU:HD23	3:22:59:ARG:HH12	1.73	0.54
26:1H:1053:C:H5''	26:1H:1107:G:H22	1.72	0.54
26:1H:2709:G:H1'	60:1H:3976:HOH:O	2.08	0.54
26:14:1572:A:H2'	26:14:1573:G:O4'	2.08	0.54
39:55:24:GLN:HB3	39:55:44:LEU:HD11	1.90	0.54
1:1G:666:G:H5'	1:1G:726:C:H1'	1.90	0.54
40:A8:42:ASP:O	40:A8:43:GLU:HB3	2.07	0.54
47:D5:30:ASN:OD1	47:D5:32:HIS:N	2.33	0.54
38:45:50:ALA:HB1	38:45:121:ALA:HB1	1.90	0.54
26:1H:1279:G:H4'	39:98:31:HIS:CD2	2.43	0.54
43:95:38:LEU:HD23	43:95:40:LEU:O	2.08	0.54
30:29:108:SER:OG	30:29:163:GLU:HG2	2.08	0.54
1:1G:1408:A:N1	57:1G:1681:PAR:H611	2.23	0.54
3:22:134:ILE:HD12	3:22:151:VAL:HG11	1.90	0.54
33:59:144:VAL:HG13	33:59:147:ASN:HD21	1.73	0.54
55:Q8:50:LEU:O	55:Q8:50:LEU:HD13	2.07	0.54
1:13:1423:G:OP1	36:68:49:ARG:NH2	2.42	0.53
43:D8:49:THR:HG23	43:D8:51:VAL:H	1.73	0.53
26:14:2126:A:H1'	26:14:2127:G:H5''	1.89	0.53
1:13:539:A:OP1	12:3I:114:LYS:HE2	2.08	0.53
26:14:2839:G:H21	39:55:92:GLY:HA2	1.73	0.53
1:13:1003:G:H1	1:13:1037:C:H42	1.54	0.53
43:D8:4:ILE:HG22	43:D8:39:LEU:HD12	1.89	0.53
31:31:129:PHE:HB2	31:31:132:VAL:HG13	1.89	0.53
1:1G:636:U:H2'	1:1G:637:G:C8	2.43	0.53
1:1G:1137:C:H4'	1:1G:1138:G:O5'	2.08	0.53
38:45:133:ARG:O	38:45:134:ARG:HB3	2.08	0.53
26:1H:125:G:H5'	26:1H:125:G:H8	1.74	0.53
26:14:528:A:O2'	26:14:529:A:H5'	2.08	0.53
4:3E:160:GLN:HA	4:3E:163:GLU:HB3	1.89	0.53

Continued on next page...

Continued from previous page...

Atom-1	Atom-2	Interatomic distance (Å)	Clash overlap (Å)
26:1H:1187:G:H5''	43:D8:81:TYR:CE2	2.42	0.53
26:1H:33:U:H4'	26:1H:34:C:OP1	2.07	0.53
36:25:3:GLN:HB2	36:25:4:PRO:HD2	1.90	0.53
26:1H:2233:U:H2'	26:1H:2234:G:C8	2.44	0.53
36:25:13:ASN:ND2	36:25:96:THR:OG1	2.41	0.53
26:14:2086:U:P	29:19:262:ARG:HH21	2.32	0.53
17:8I:66:SER:O	17:8I:70:ARG:NH1	2.41	0.53
1:1G:1277:C:O2'	1:1G:1279:A:H1'	2.09	0.53
2:1E:15:VAL:H	2:1E:16:HIS:CD2	2.26	0.53
26:1H:1045:A:H1'	26:1H:1047:G:C6	2.43	0.53
30:29:9:VAL:HG23	30:29:26:ILE:O	2.09	0.53
3:22:16:ARG:HH22	3:22:181:ASN:HD22	1.55	0.53
55:Q8:52:LYS:O	55:Q8:55:ALA:N	2.38	0.53
26:14:468:G:N7	54:L5:39:ARG:NH2	2.52	0.53
34:69:81:VAL:HG12	34:69:143:SER:HB3	1.90	0.53
27:16:90:C:P	38:88:16:ARG:HH21	2.30	0.53
9:8E:9:ARG:HB3	9:8E:14:VAL:HG22	1.90	0.53
1:13:1263:C:H2'	1:13:1264:C:C6	2.43	0.53
26:14:1533:C:N4	26:14:1534:G:HO2'	2.05	0.53
1:13:157:G:H2'	1:13:158:G:C8	2.42	0.53
1:13:158:G:H2'	1:13:159:G:H8	1.73	0.53
24:3L:51:A:H62	24:3L:63:U:H3	1.55	0.53
1:13:7:G:H5'	1:13:298:A:O4'	2.07	0.53
26:1H:1483:G:O6	26:1H:1506:C:N4	2.40	0.53
1:13:750:G:N3	15:6I:23:GLY:HA3	2.24	0.53
26:14:670:A:H4'	26:14:671:C:O5'	2.07	0.53
47:D5:3:TYR:O	47:D5:58:VAL:N	2.28	0.53
16:7A:20:VAL:HG11	16:7A:32:TYR:CD2	2.43	0.53
31:31:167:ALA:HB1	31:31:173:VAL:HG11	1.89	0.53
10:1I:8:LEU:HD12	10:1I:20:ALA:HB2	1.90	0.53
26:1H:205:G:O6	49:J8:39:LYS:NZ	2.40	0.53
35:15:91:LEU:O	35:15:95:PRO:HB3	2.08	0.53
33:51:95:ARG:HB2	33:51:128:PRO:HB2	1.90	0.53
26:14:536:A:H2'	26:14:537:C:C6	2.43	0.53
23:2K:2:G:H2'	23:2K:3:C:C6	2.43	0.53
26:14:2396:G:H4'	49:F5:30:VAL:H	1.73	0.53
2:1E:178:ARG:NH1	2:1E:196:LEU:O	2.32	0.53
26:1H:2062:A:O2'	26:1H:2063:C:P	2.66	0.53
26:1H:1533:C:H2'	26:1H:1534:G:H8	1.72	0.53
37:78:39:LYS:CA	37:78:45:LEU:HD11	2.38	0.53
47:H8:61:LEU:O	47:H8:64:GLY:HA2	2.07	0.53

Continued on next page...

Continued from previous page...

Atom-1	Atom-2	Interatomic distance (Å)	Clash overlap (Å)
4:3E:12:CYS:SG	4:3E:19:LEU:N	2.71	0.53
1:1G:411:A:H61	1:1G:430:A:H62	1.57	0.53
1:1G:1132:C:H2'	1:1G:1133:G:H8	1.73	0.53
1:1G:660:G:N2	1:1G:745:C:N3	2.48	0.53
26:14:635:C:H2'	26:14:636:G:O4'	2.07	0.53
1:1G:529:G:O6	12:3A:49:ASN:HA	2.08	0.53
26:14:1027:A:C2	26:14:2488:A:H5'	2.43	0.53
32:41:46:ALA:HB2	32:41:52:ILE:HB	1.89	0.53
26:14:1946:U:H2'	26:14:1947:C:C6	2.42	0.53
26:1H:16:G:H2'	26:1H:17:G:H8	1.73	0.53
26:14:674:G:C1'	31:39:74:ARG:HD3	2.38	0.53
11:2I:22:HIS:HB3	11:2I:29:ILE:HG23	1.90	0.53
4:32:71:SER:HB3	4:32:74:GLN:OE1	2.08	0.53
5:4E:57:LYS:HA	5:4E:60:TYR:HB3	1.88	0.53
23:2L:32:G:O6	23:2L:33:OMC:N4	2.42	0.53
26:14:2845:G:OP2	60:14:3419:HOH:O	2.19	0.53
26:1H:1359:A:C2	26:1H:1372:U:O4	2.62	0.53
2:12:11:LEU:HG	2:12:217:ARG:NH2	2.11	0.53
1:1G:1240:U:H3'	1:1G:1241:G:H8	1.73	0.53
9:8E:114:TYR:CE1	10:1I:59:SER:HA	2.44	0.53
43:95:35:LEU:C	43:95:37:VAL:HG13	2.28	0.53
5:4E:15:ARG:HB2	5:4E:28:PHE:CE2	2.44	0.53
26:14:2250:G:C2	38:45:82:ARG:HB3	2.44	0.53
33:51:158:HIS:CA	33:51:170:ARG:HE	2.22	0.53
13:4A:66:LEU:HA	13:4A:70:LEU:HB2	1.91	0.53
30:29:7:VAL:HG12	30:29:193:GLY:HA2	1.91	0.53
30:21:39:PRO:HD3	30:21:45:THR:HG22	1.91	0.53
7:62:51:GLN:HG2	7:62:56:GLN:O	2.08	0.53
18:9A:21:LYS:HZ1	18:9A:57:GLY:HA3	1.73	0.53
26:1H:2052:G:C8	30:21:141:ILE:HD11	2.43	0.53
50:G5:48:HIS:O	50:G5:52:ASP:HB2	2.09	0.53
1:13:417:C:H2'	1:13:418:C:C6	2.43	0.53
1:1G:1494:G:N7	57:1G:1681:PAR:N32	2.56	0.53
26:1H:1260:G:C6	26:1H:1261:C:C4	2.96	0.53
1:13:1497:G:H2'	1:13:1498:U:H5'	1.89	0.53
8:7E:21:LYS:O	8:7E:65:TYR:OH	2.24	0.53
1:1G:5:U:H4'	1:1G:6:G:H5'	1.89	0.53
1:1G:868:C:H2'	1:1G:869:G:O4'	2.08	0.53
26:1H:764:A:O4'	29:11:213:ARG:HG3	2.08	0.53
33:51:102:ALA:HB2	33:51:116:GLU:OE1	2.09	0.53
6:5E:44:GLY:HA2	6:5E:59:TYR:CE1	2.43	0.53

Continued on next page...

Continued from previous page...

Atom-1	Atom-2	Interatomic distance (Å)	Clash overlap (Å)
26:1H:2275:C:H5'	26:1H:2275:C:C6	2.44	0.53
9:82:28:VAL:HG22	9:82:63:ILE:HB	1.89	0.53
23:2L:36:A:H2'	23:2L:37:U:C6	2.44	0.53
43:95:85:LYS:HE3	43:95:88:ARG:H	1.73	0.53
26:1H:910:A:C4	38:88:13:GLN:NE2	2.77	0.53
1:13:1177:G:H2'	1:13:1178:G:C8	2.43	0.53
24:3K:6:G:N2	24:3K:67:C:O2'	2.39	0.53
1:1G:617:G:H4'	16:7A:44:THR:HB	1.91	0.53
26:14:460:A:H62	26:14:469:G:H21	1.57	0.53
3:22:91:LEU:HD21	3:22:101:LEU:HD21	1.90	0.53
45:B5:72:LYS:NZ	45:B5:75:ASP:OD1	2.41	0.53
26:1H:1799:G:O6	29:11:179:SER:HB3	2.09	0.53
39:98:12:ARG:HG2	39:98:16:HIS:ND1	2.23	0.53
1:1G:946:A:O2'	1:1G:1333:A:N3	2.34	0.53
2:12:32:ILE:HG12	2:12:33:TYR:N	2.24	0.53
1:1G:90:C:H2'	1:1G:91:C:O4'	2.09	0.53
22:1K:38:A:H5'	26:1H:1913:A:C6	2.43	0.53
6:5E:44:GLY:HA2	6:5E:59:TYR:CZ	2.44	0.53
1:1G:854:G:C2	1:1G:855:G:C8	2.96	0.53
24:3K:72:C:H3'	24:3K:73:A:H5''	1.89	0.53
26:14:1448:G:H1'	26:14:1528:A:H62	1.73	0.53
28:79:17:ASN:HB2	28:79:18:LYS:HD2	1.89	0.53
9:82:7:THR:O	9:82:83:ARG:HD2	2.09	0.53
29:19:267:SER:C	29:19:269:PHE:H	2.12	0.53
29:11:168:ARG:HG2	29:11:173:VAL:HG12	1.91	0.53
26:14:2641:G:P	35:15:74:ARG:HH21	2.31	0.53
1:13:8:A:N7	4:3E:208:SER:OG	2.32	0.53
26:1H:583:G:OP2	42:C8:10:ARG:HD2	2.09	0.53
45:B5:66:LEU:HD23	45:B5:66:LEU:O	2.09	0.53
4:32:19:LEU:HB2	4:32:21:LEU:HD13	1.91	0.53
26:14:606:U:OP1	31:39:104:LYS:CD	2.41	0.53
46:G8:94:LYS:HE3	46:G8:96:ILE:HG23	1.90	0.53
27:16:80:U:H2'	27:16:81:G:N2	2.16	0.53
8:72:35:ILE:HD13	8:72:118:VAL:HG11	1.90	0.53
3:2E:7:PRO:HG2	3:2E:184:TYR:HB2	1.90	0.53
26:14:2115:G:N1	26:14:2117:A:N7	2.57	0.53
26:1H:880:G:H8	26:1H:880:G:O5'	1.91	0.53
34:69:63:ALA:HA	34:69:66:GLU:HG2	1.91	0.53
24:3L:4:U:H2'	24:3L:5:C:O4'	2.08	0.53
32:49:73:ALA:HB3	32:49:84:LYS:HA	1.90	0.53
26:14:1533:C:N4	26:14:1534:G:O2'	2.42	0.53

Continued on next page...

Continued from previous page...

Atom-1	Atom-2	Interatomic distance (Å)	Clash overlap (Å)
26:14:89:G:OP2	26:14:90:U:H3'	2.09	0.53
45:F8:25:LYS:HA	45:F8:81:VAL:O	2.09	0.53
44:A5:72:LYS:HB3	44:A5:106:ILE:HG13	1.90	0.53
41:B8:54:ARG:HA	41:B8:59:THR:HG23	1.90	0.53
26:14:2562:U:H4'	36:25:25:LEU:HD21	1.91	0.53
36:68:13:ASN:ND2	36:68:97:ARG:HB2	2.23	0.53
31:31:192:LEU:HD23	31:31:193:VAL:N	2.23	0.53
4:32:43:HIS:HA	4:32:46:LYS:HE3	1.90	0.53
19:AA:53:ASN:HA	19:AA:77:THR:HG22	1.89	0.53
29:19:70:TRP:CH2	29:19:150:LYS:HA	2.44	0.53
47:H8:1:MET:HE3	47:H8:55:HIS:HB3	1.90	0.53
35:58:20:GLY:HA2	35:58:61:ARG:HD3	1.89	0.53
35:58:26:LEU:O	35:58:30:ILE:HG13	2.08	0.53
13:4I:3:ARG:HD3	13:4I:7:VAL:HA	1.91	0.53
2:12:221:LEU:HA	2:12:223:ILE:HD12	1.91	0.53
26:1H:731:C:H2'	26:1H:732:C:H6	1.74	0.53
43:D8:36:PRO:C	43:D8:38:LEU:H	2.11	0.53
26:14:2250:G:C6	38:45:82:ARG:HD2	2.44	0.53
26:1H:6:A:H1'	35:58:131:GLN:HB3	1.90	0.53
1:13:501:C:OP1	12:3I:117:ARG:NH2	2.40	0.53
28:71:28:LEU:HD12	28:71:31:GLU:OE2	2.09	0.53
5:42:144:THR:HG23	5:42:147:ASP:H	1.74	0.53
33:59:62:LYS:HA	33:59:65:HIS:HB3	1.91	0.53
1:1G:41:G:H2'	1:1G:42:G:C8	2.44	0.53
1:1G:737:A:H2'	1:1G:738:C:H6	1.74	0.53
20:BA:50:GLU:N	20:BA:100:ILE:HG12	2.23	0.53
45:F8:26:TYR:O	45:F8:81:VAL:HG12	2.09	0.53
26:1H:2209:C:O2	26:1H:2216:G:C2	2.62	0.53
26:14:1399:C:H2'	26:14:1400:G:C8	2.43	0.53
6:5E:78:GLU:O	6:5E:81:ILE:HG22	2.09	0.53
1:1G:560:U:O2'	1:1G:561:U:OP2	2.25	0.53
26:1H:1470:G:H5''	26:1H:1471:A:OP1	2.08	0.53
7:6E:15:ASP:HB3	7:6E:19:GLY:N	2.23	0.53
1:1G:1031:G:H2'	1:1G:1032:A:C8	2.44	0.53
27:16:3:C:H2'	27:16:4:C:C6	2.44	0.53
6:5E:35:ALA:HA	6:5E:67:MET:HB3	1.90	0.53
1:13:403:C:OP1	4:3E:137:SER:OG	2.20	0.53
27:1J:57:A:H2'	27:1J:58:A:O4'	2.08	0.53
26:14:2360:A:H2'	26:14:2361:A:O4'	2.09	0.53
6:52:3:ARG:HG3	6:52:93:SER:HB2	1.91	0.53
7:6E:51:GLN:HB2	7:6E:58:PRO:HD3	1.91	0.53

Continued on next page...

Continued from previous page...

Atom-1	Atom-2	Interatomic distance (Å)	Clash overlap (Å)
13:4I:7:VAL:HB	32:4I:115:ARG:HH22	1.72	0.53
1:1G:1244:C:OP2	21:1B:8:THR:OG1	2.27	0.53
31:39:155:LEU:HB3	31:39:192:LEU:HD23	1.91	0.53
8:7E:109:ILE:CG2	8:7E:137:VAL:HG23	2.36	0.53
2:1E:197:VAL:HG21	2:1E:200:ILE:HG12	1.90	0.53
26:14:2789:C:H1'	26:14:2892:A:C2	2.44	0.53
35:58:128:HIS:HB2	35:58:129:PRO:HD2	1.91	0.53
1:13:1006:C:H2'	1:13:1007:C:C6	2.43	0.53
26:14:1159:U:H2'	26:14:1160:G:H8	1.73	0.53
35:15:133:GLN:O	35:15:134:ARG:HG3	2.08	0.53
55:Q8:6:THR:HG22	55:Q8:62:LEU:HA	1.91	0.53
26:1H:2863:C:O2'	26:1H:2864:G:H5'	2.08	0.53
1:13:232:G:H2'	1:13:233:C:C6	2.44	0.53
26:1H:2750:A:H3'	33:51:4:ILE:HD12	1.91	0.53
26:14:828:U:H3	26:14:2247:A:H4'	1.73	0.53
1:1G:297:G:N2	1:1G:300:A:OP2	2.41	0.53
1:13:429:U:H1'	1:13:430:A:H5''	1.91	0.53
49:J8:81:LYS:HD2	49:J8:81:LYS:N	2.24	0.53
26:1H:1899:G:N2	26:1H:1902:C:C5	2.77	0.53
1:1G:147:G:N2	1:1G:175:C:N3	2.49	0.53
47:H8:61:LEU:HB2	47:H8:62:PRO:HD2	1.91	0.53
10:1A:13:HIS:HB3	10:1A:68:HIS:CE1	2.44	0.53
1:1G:1147:C:O2	9:82:16:ARG:NH1	2.42	0.53
30:29:54:GLN:HG2	30:29:72:VAL:HB	1.91	0.53
9:82:97:LYS:HD3	9:82:102:LEU:HB2	1.91	0.53
27:1J:15:A:H1'	27:1J:109:G:C5	2.44	0.53
26:14:2688:U:H2'	26:14:2719:G:N2	2.24	0.53
45:B5:1:MET:H1	50:G5:29:LYS:HE3	1.74	0.53
22:1L:41:A:H2'	22:1L:42:A:O4'	2.09	0.53
13:4A:19:LEU:HG	13:4A:25:ILE:HG21	1.91	0.53
26:1H:1171:G:C5	26:1H:1174:A:C6	2.96	0.53
19:AI:51:VAL:HG12	19:AI:52:TYR:H	1.74	0.53
29:19:6:PHE:CE1	29:19:18:VAL:HG23	2.44	0.53
41:B8:30:VAL:HB	41:B8:86:ILE:HD13	1.90	0.53
5:4E:35:GLY:H	5:4E:112:LEU:HD13	1.72	0.53
47:H8:1:MET:CE	47:H8:55:HIS:HB3	2.39	0.53
26:1H:779:U:OP1	29:11:49:ILE:HG13	2.08	0.53
1:1G:584:G:OP1	17:8A:91:ARG:NH2	2.42	0.53
26:14:2779:U:H4'	26:14:2780:G:H5''	1.91	0.53
31:39:158:THR:C	31:39:178:PRO:HD3	2.30	0.53
1:13:963:G:H5'	60:13:1837:HOH:O	2.08	0.53

Continued on next page...

Continued from previous page...

Atom-1	Atom-2	Interatomic distance (Å)	Clash overlap (Å)
42:85:60:LEU:O	42:85:63:VAL:HG12	2.08	0.53
26:14:1146:C:C2'	26:14:1147:C:H5'	2.39	0.53
11:2A:18:ARG:HH21	11:2A:37:GLY:N	2.06	0.53
13:4I:3:ARG:HB2	13:4I:7:VAL:O	2.09	0.53
38:45:66:ILE:HD12	38:45:67:ARG:N	2.24	0.53
17:8I:70:ARG:C	17:8I:71:PHE:HD1	2.12	0.53
26:1H:1444:G:C2	26:1H:1548:C:N3	2.77	0.53
26:14:1042:G:H2'	26:14:1043:C:O4'	2.09	0.53
26:14:987:G:O2'	26:14:1000:A:N3	2.39	0.53
1:1G:373:A:C2	1:1G:374:A:C8	2.96	0.53
30:21:31:CYS:HB3	30:21:49:LEU:HG	1.91	0.53
26:1H:1665:A:H1'	36:68:1:MET:HG3	1.90	0.53
26:1H:2394:C:H2'	26:1H:2395:C:H6	1.75	0.53
26:14:813:U:H2'	26:14:814:C:C6	2.44	0.53
26:14:814:C:P	43:95:83:ARG:HH11	2.31	0.53
39:55:55:ALA:HB2	39:55:79:LEU:CD1	2.39	0.53
33:59:154:PRO:HB3	33:59:162:ILE:O	2.08	0.53
1:1G:309:G:O2'	1:1G:607:A:N1	2.42	0.53
26:14:303:U:H2'	26:14:304:G:H8	1.73	0.53
40:A8:18:ILE:O	40:A8:21:THR:HG22	2.08	0.53
49:F5:29:GLY:O	49:F5:30:VAL:HG22	2.09	0.53
40:65:100:ALA:HA	40:65:103:GLU:HG3	1.91	0.53
26:14:1971:A:C4	29:19:241:PRO:HD3	2.44	0.53
16:7A:23:ASP:OD2	16:7A:25:ARG:NH1	2.42	0.53
20:BI:50:GLU:HG2	20:BI:100:ILE:HD12	1.90	0.53
26:1H:2693:A:H2'	26:1H:2694:G:H8	1.74	0.53
26:1H:1835:G:N3	26:1H:1835:G:H2'	2.23	0.53
32:49:118:ARG:H	32:49:118:ARG:HD2	1.74	0.53
1:13:642:A:N3	8:7E:113:SER:OG	2.35	0.53
6:52:96:PRO:HB3	18:9A:30:ASP:CG	2.28	0.53
26:14:602:G:OP2	26:14:602:G:H8	1.92	0.52
42:85:92:ARG:CZ	43:95:11:GLN:H	2.22	0.52
4:32:82:ALA:HB1	4:32:89:THR:HA	1.91	0.52
8:7E:104:ARG:O	8:7E:107:LEU:HB2	2.08	0.52
28:79:6:ARG:O	28:79:10:LEU:HG	2.09	0.52
1:1G:143:A:H4'	1:1G:144:G:C8	2.44	0.52
26:1H:270(L):U:N1	34:61:50:ARG:HG2	2.24	0.52
26:1H:270(L):U:C2	34:61:50:ARG:HG2	2.44	0.52
9:82:24:GLY:N	9:82:60:ASP:OD1	2.42	0.52
1:13:1004:A:N1	1:13:1024:G:H2'	2.24	0.52
1:1G:1113:C:H2'	1:1G:1114:C:C6	2.43	0.52

Continued on next page...

Continued from previous page...

Atom-1	Atom-2	Interatomic distance (Å)	Clash overlap (Å)
23:2K:30:G:H1	23:2K:42:C:N4	2.07	0.52
1:13:682:G:H1	1:13:708:C:N4	2.07	0.52
2:1E:11:LEU:HD23	2:1E:213:LEU:HD22	1.90	0.52
26:1H:2125:G:H21	26:1H:2173:A:N6	2.07	0.52
26:1H:1493:C:N3	26:1H:2210:G:H1'	2.24	0.52
26:1H:286:C:H2'	26:1H:287:C:H6	1.74	0.52
1:13:580:U:OP1	15:6I:54:ARG:NH2	2.42	0.52
1:13:154:C:N4	1:13:167:G:H1	2.07	0.52
49:J8:83:GLU:HG3	49:J8:85:LEU:H	1.74	0.52
46:G8:89:PHE:CD1	46:G8:90:LEU:N	2.78	0.52
45:B5:67:GLY:O	45:B5:69:TYR:N	2.34	0.52
38:45:57:HIS:CG	38:45:117:ALA:HB2	2.43	0.52
6:52:62:TRP:CH2	6:52:64:GLN:HB2	2.44	0.52
26:14:824:A:H1'	26:14:2358:G:N7	2.24	0.52
26:14:247:G:H4'	26:14:386:G:C5	2.44	0.52
47:H8:5:LEU:HD23	47:H8:47:VAL:HG21	1.91	0.52
1:1G:1117:G:H4'	9:82:104:ARG:NH1	2.24	0.52
10:1A:51:ARG:HB2	10:1A:59:SER:O	2.09	0.52
34:61:57:ARG:HG2	34:61:61:ARG:HH22	1.73	0.52
5:42:99:GLY:O	5:42:117:ASP:HA	2.08	0.52
46:C5:29:GLU:HG3	46:C5:30:VAL:H	1.73	0.52
26:1H:863:A:H2'	26:1H:864:G:C8	2.44	0.52
1:1G:1343:G:H2'	1:1G:1344:C:C6	2.45	0.52
46:G8:82:PRO:HB3	46:G8:99:CYS:HB2	1.91	0.52
33:51:84:SER:O	33:51:85:LYS:HB2	2.09	0.52
26:14:2416:C:H2'	26:14:2417:C:C6	2.44	0.52
1:1G:108:G:H5'	1:1G:109:A:C5'	2.38	0.52
30:21:48:GLN:OE1	30:21:77:ILE:HG21	2.09	0.52
1:1G:1321:C:H3'	1:1G:1322:C:H5''	1.91	0.52
22:1K:52:G:H2'	22:1K:53:G:H8	1.74	0.52
1:1G:591:U:OP2	8:72:30:ARG:NH1	2.42	0.52
46:G8:29:GLU:HB3	46:G8:38:ILE:HG23	1.90	0.52
46:G8:8:LYS:O	46:G8:27:VAL:HG11	2.09	0.52
1:13:389:A:H2'	1:13:390:C:O4'	2.10	0.52
26:1H:1517:G:H2'	26:1H:1518:C:H6	1.73	0.52
26:14:1259:G:H2'	26:14:1260:G:C8	2.44	0.52
46:G8:54:LYS:HG2	46:G8:55:TYR:H	1.74	0.52
24:3L:3:G:H1	24:3L:70:C:H42	1.57	0.52
26:14:1131:G:OP2	26:14:2515:C:H4'	2.10	0.52
26:1H:1173:G:H5'	26:1H:1174:A:C2	2.44	0.52
49:F5:80:LEU:HD12	49:F5:82:LEU:HB2	1.91	0.52

Continued on next page...

Continued from previous page...

Atom-1	Atom-2	Interatomic distance (Å)	Clash overlap (Å)
26:14:1342:A:H2	26:14:1602:U:N3	2.07	0.52
26:14:1374:G:H2'	26:14:1375:C:H6	1.74	0.52
26:1H:35:G:H2'	26:1H:36:G:O4'	2.09	0.52
1:1G:922:G:N3	1:1G:1398:A:H2	2.07	0.52
45:F8:52:VAL:HG23	45:F8:82:GLN:HB3	1.90	0.52
40:A8:32:LEU:O	40:A8:62:LYS:NZ	2.39	0.52
26:14:2704:C:H2'	26:14:2705:A:O4'	2.09	0.52
1:13:149:A:H8	1:13:149:A:O5'	1.92	0.52
10:1I:37:PRO:HA	10:1I:72:VAL:HG22	1.91	0.52
26:1H:2516:G:C6	26:1H:2517:C:N4	2.77	0.52
10:1I:46:ARG:HH11	10:1I:46:ARG:HB2	1.74	0.52
26:1H:2266:A:H4'	26:1H:2267:A:N3	2.25	0.52
7:62:116:ALA:O	7:62:120:ILE:HG12	2.09	0.52
1:1G:362:G:O2'	12:3A:33:ARG:NH2	2.42	0.52
1:1G:977:A:H2'	1:1G:978:A:H5'	1.91	0.52
1:13:1028(A):C:H2'	1:13:1028(B):C:H5	1.73	0.52
22:1K:3:G:N2	22:1K:71:C:H1'	2.25	0.52
26:14:2138:C:H42	26:14:2153:G:H1	1.55	0.52
55:M5:14:VAL:HG21	55:M5:58:ILE:CD1	2.39	0.52
30:21:197:ILE:CD1	30:21:199:ARG:HE	2.20	0.52
1:13:1142:G:H2'	1:13:1143:G:O4'	2.09	0.52
1:13:310:G:P	16:7I:27:LYS:NZ	2.83	0.52
9:82:58:HIS:HB3	9:82:59:PHE:CE1	2.45	0.52
45:B5:63:LYS:HA	45:B5:72:LYS:HA	1.91	0.52
13:4I:31:LYS:H	13:4I:31:LYS:HD2	1.75	0.52
20:BI:67:ALA:HA	20:BI:72:LEU:O	2.09	0.52
16:7I:22:THR:HA	16:7I:33:ILE:HG13	1.92	0.52
20:BI:89:ARG:NH2	20:BI:104:LEU:HD11	2.24	0.52
2:1E:55:PHE:HD1	2:1E:221:LEU:HG	1.74	0.52
1:1G:855:G:OP2	1:1G:871:U:N3	2.39	0.52
5:4E:71:LEU:HD13	5:4E:114:GLY:HA3	1.91	0.52
26:14:821:A:O2'	26:14:946:G:OP2	2.26	0.52
26:14:118:A:N3	26:14:178:G:H1'	2.23	0.52
1:1G:229:U:H2'	1:1G:230:G:C8	2.44	0.52
26:14:2812:G:N2	26:14:2889:C:O2	2.42	0.52
50:G5:63:VAL:HA	50:G5:66:GLU:HG2	1.92	0.52
32:41:114:ILE:HG22	32:41:115:ARG:O	2.09	0.52
47:H8:7:ALA:HB3	47:H8:61:LEU:HB3	1.91	0.52
26:1H:2135:A:N6	26:1H:2136:C:O2	2.41	0.52
19:AA:11:VAL:HG13	19:AA:39:THR:HB	1.92	0.52
26:14:287:C:H2'	26:14:288:C:C6	2.44	0.52

Continued on next page...

Continued from previous page...

Atom-1	Atom-2	Interatomic distance (Å)	Clash overlap (Å)
18:9I:59:SER:HB3	18:9I:62:GLU:HG3	1.92	0.52
1:1G:1153:C:H2'	1:1G:1154:G:O4'	2.09	0.52
1:13:99:C:H42	1:13:101:A:H62	1.56	0.52
35:58:130:HIS:HA	35:58:134:ARG:HH22	1.74	0.52
30:29:36:ARG:NH2	30:29:86:PRO:O	2.39	0.52
26:14:2023:G:H5'	26:14:2617:C:H4'	1.92	0.52
3:2E:77:ILE:HA	3:2E:84:ILE:HB	1.91	0.52
29:19:71:ASP:OD2	29:19:103:ARG:NH2	2.42	0.52
26:14:6:A:N3	26:14:6:A:H2'	2.23	0.52
38:45:20:ALA:HA	38:45:99:PRO:HG2	1.92	0.52
31:31:129:PHE:HA	31:31:142:TRP:CD1	2.44	0.52
26:14:925:C:H2'	26:14:926:A:H8	1.74	0.52
25:4L:11:U:H2'	25:4L:12:A:H5''	1.91	0.52
21:1F:6:ARG:HH11	21:1F:15:ARG:HE	1.57	0.52
23:2K:63:C:H2'	23:2K:64:G:C8	2.44	0.52
26:14:1372:U:H2'	26:14:1373:A:O4'	2.10	0.52
32:49:170:ARG:HH22	32:49:182:LYS:HD3	1.74	0.52
26:1H:2115:G:H2'	26:1H:2116:G:H8	1.73	0.52
26:14:2882:A:OP1	39:55:96:ARG:NE	2.30	0.52
3:2E:82:GLU:HA	3:2E:85:ARG:HB3	1.91	0.52
26:1H:671:C:OP1	37:78:42:SER:O	2.28	0.52
26:1H:2243:U:H2'	26:1H:2244:U:C6	2.44	0.52
12:3I:47:LYS:HA	12:3I:49:ASN:H	1.74	0.52
37:78:49:ARG:HH12	37:78:50:ARG:HH21	1.58	0.52
42:85:50:ARG:HH12	43:95:72:VAL:HG23	1.73	0.52
1:13:264:U:O2	17:8I:64:PRO:HG2	2.10	0.52
47:H8:59:LEU:O	47:H8:60:GLU:HB2	2.09	0.52
10:1A:37:PRO:HA	10:1A:72:VAL:HG22	1.90	0.52
1:1G:1151:A:H4'	10:1A:39:PRO:HB2	1.92	0.52
26:1H:1051:G:C6	26:1H:1052:C:H1'	2.44	0.52
1:13:1124:G:O2'	10:1I:38:ILE:HD12	2.10	0.52
27:1J:16:G:H2'	27:1J:17:C:H6	1.74	0.52
30:21:49:LEU:HD21	30:21:91:VAL:HG21	1.92	0.52
20:BA:25:ARG:O	20:BA:29:LYS:HG2	2.10	0.52
9:82:51:ARG:HG2	9:82:56:LEU:HD13	1.92	0.52
26:1H:274:G:H2'	26:1H:275:G:O4'	2.08	0.52
26:14:2577:A:H5'	53:J5:3:LYS:HD3	1.91	0.52
9:8E:9:ARG:N	9:8E:9:ARG:HD2	2.24	0.52
43:95:7:THR:HG23	43:95:22:VAL:HG21	1.91	0.52
26:14:90:U:O2'	26:14:91:A:O5'	2.28	0.52
26:14:588:U:H1'	31:39:90:PHE:CB	2.40	0.52

Continued on next page...

Continued from previous page...

Atom-1	Atom-2	Interatomic distance (Å)	Clash overlap (Å)
1:13:1179:A:H4'	9:8E:103:THR:HA	1.92	0.52
26:14:1174:A:H2'	26:14:1176:G:OP1	2.09	0.52
1:1G:1069:C:H42	1:1G:1106:G:H1	1.56	0.52
1:1G:1134:G:C2	1:1G:1135:U:H1'	2.44	0.52
35:15:128:HIS:HB2	35:15:129:PRO:HD2	1.90	0.52
55:Q8:41:ILE:HG13	55:Q8:42:ARG:N	2.24	0.52
1:1G:878:G:H5'	8:72:89:PRO:HG2	1.91	0.52
12:3A:84:LEU:HG	12:3A:105:TYR:HE2	1.74	0.52
18:9I:82:THR:HG22	18:9I:83:GLU:O	2.09	0.52
41:B8:51:ARG:HB2	41:B8:98:LYS:HD2	1.91	0.52
11:2A:85:ARG:HD3	11:2A:113:PRO:HD3	1.92	0.52
33:51:107:VAL:HG11	33:51:162:ILE:HD11	1.90	0.52
17:8A:86:GLU:O	17:8A:90:ILE:HG12	2.09	0.52
1:1G:885:G:O2'	1:1G:914:A:N1	2.36	0.52
34:69:14:ASP:OD1	34:69:15:VAL:N	2.42	0.52
5:42:8:GLU:HG2	5:42:34:VAL:HG23	1.90	0.52
11:2I:21:ILE:HD13	11:2I:94:ALA:HB1	1.91	0.52
11:2A:46:GLY:HA2	11:2A:50:TYR:O	2.09	0.52
26:1H:1682:G:C2	26:1H:1683:C:C2	2.97	0.52
4:32:98:GLU:OE2	4:32:103:ASN:ND2	2.37	0.52
36:25:120:GLU:HB2	41:75:68:TYR:HE2	1.74	0.52
26:1H:859:G:H5'	26:1H:2268:A:O2'	2.09	0.52
1:13:1266:G:N2	1:13:1270:C:N3	2.57	0.52
31:39:38:ARG:NH2	31:39:99:TYR:CZ	2.58	0.52
31:39:192:LEU:HD13	31:39:194:MET:HE1	1.92	0.52
47:H8:61:LEU:HD22	47:H8:67:LEU:HD12	1.92	0.52
26:14:2542:A:C8	26:14:2544:G:O6	2.62	0.52
1:13:1006:C:H2'	1:13:1007:C:H6	1.75	0.52
1:13:468:A:O2'	16:7I:81:ARG:HA	2.09	0.52
29:11:40:THR:HG23	29:11:41:GLY:N	2.24	0.52
17:8I:75:ARG:NH1	17:8I:76:LEU:O	2.43	0.52
37:78:71:VAL:CG1	37:78:72:PRO:HD3	2.40	0.52
7:62:26:PHE:O	7:62:30:ILE:HG13	2.09	0.52
51:L8:8:LEU:HD22	51:L8:31:LEU:HD22	1.91	0.52
31:39:78:ILE:HA	31:39:83:PHE:CD2	2.45	0.52
1:13:560:U:O2'	1:13:561:U:OP2	2.24	0.52
1:13:103:C:C2	1:13:104:G:C8	2.98	0.52
1:13:953:G:H5'	1:13:965:A:H61	1.75	0.52
26:14:205:G:O2'	26:14:206:U:OP2	2.27	0.52
1:1G:396:G:O2'	1:1G:398:C:OP1	2.13	0.52
41:75:112:ARG:HD2	41:75:113:LYS:HD2	1.91	0.52

Continued on next page...

Continued from previous page...

Atom-1	Atom-2	Interatomic distance (Å)	Clash overlap (Å)
26:14:2074:U:H2'	26:14:2075:U:C6	2.44	0.52
2:1E:23:ARG:NH2	2:1E:191:ASP:OD1	2.43	0.52
34:69:102:SER:O	34:69:106:GLY:N	2.42	0.52
26:14:718:A:H3'	26:14:719:C:H6	1.75	0.52
1:13:821:G:H5''	60:13:1938:HOH:O	2.10	0.52
24:3L:29:U:H2'	24:3L:30:G:O4'	2.09	0.52
1:1G:1298:C:C5	7:62:114:ARG:HD3	2.43	0.52
38:45:25:ASP:HA	38:45:67:ARG:NH1	2.25	0.52
1:1G:1347:G:N1	1:1G:1374:A:OP2	2.37	0.52
1:13:1369:C:H2'	1:13:1370:G:C8	2.45	0.52
2:12:42:ILE:HG21	2:12:202:PRO:HB2	1.91	0.52
12:3A:28:LYS:HD3	12:3A:33:ARG:HH12	1.74	0.52
32:41:16:ARG:HH21	32:41:31:VAL:CG2	2.23	0.52
1:1G:1179:A:OP2	9:82:93:ARG:NH2	2.42	0.52
26:1H:309:G:H4'	46:G8:18:GLY:HA2	1.91	0.52
27:1J:16:G:H2'	27:1J:17:C:C6	2.45	0.52
32:41:67:LYS:HD2	32:41:67:LYS:H	1.75	0.52
1:1G:1190:G:H4'	3:22:176:HIS:CE1	2.45	0.52
26:14:329:G:O6	46:C5:19:LYS:HE2	2.09	0.52
31:31:64:ILE:HG22	31:31:65:TRP:CD1	2.44	0.52
34:69:38:LEU:HD12	34:69:38:LEU:H	1.74	0.52
38:45:38:GLU:HG3	38:45:127:ILE:CG2	2.40	0.52
1:1G:631:G:H1'	1:1G:632:A:N7	2.23	0.52
26:14:270(H):C:H2'	26:14:270(I):G:C8	2.45	0.52
23:2L:16:C:O2'	23:2L:62:C:OP1	2.23	0.52
15:6A:25:THR:HG21	15:6A:70:LEU:HB2	1.92	0.52
1:1G:1106:G:H2'	1:1G:1107:C:H6	1.75	0.52
29:11:231:HIS:HD2	29:11:249:PRO:HA	1.73	0.52
35:15:13:TRP:HB2	35:15:133:GLN:HB2	1.92	0.52
39:55:78:LYS:O	39:55:82:GLU:HG2	2.09	0.52
1:1G:902:G:O2'	1:1G:903:G:H5'	2.10	0.52
26:1H:2811:G:OP1	30:21:60:ASN:HB2	2.10	0.52
34:61:112:LYS:HB2	34:61:113:ARG:HG3	1.91	0.52
36:25:73:ASP:N	36:25:73:ASP:OD1	2.41	0.52
31:31:20:LEU:HD12	31:31:21:ALA:N	2.25	0.52
1:13:912:C:O2'	1:13:913:A:H5'	2.10	0.52
26:14:1901:A:OP2	29:19:255:LYS:HE2	2.10	0.52
32:49:59:GLU:OE1	32:49:153:ARG:CZ	2.58	0.52
38:88:66:ILE:HD12	38:88:67:ARG:H	1.73	0.52
1:13:573:A:C8	1:13:573:A:H5'	2.36	0.52
27:16:11:C:H3'	27:16:12:C:H6	1.74	0.52

Continued on next page...

Continued from previous page...

Atom-1	Atom-2	Interatomic distance (Å)	Clash overlap (Å)
1:1G:1179:A:H2'	1:1G:1180:A:O4'	2.09	0.52
5:42:12:LEU:HD22	5:42:13:ILE:H	1.74	0.52
26:14:1771:C:H1'	26:14:1786:A:C8	2.45	0.52
8:72:49:GLU:OE1	8:72:51:VAL:HG22	2.10	0.52
26:1H:2629:A:OP1	26:1H:2629:A:H4'	2.10	0.52
26:14:2108:C:H2'	26:14:2109:U:O4'	2.10	0.52
26:1H:2591:C:H2'	26:1H:2592:G:C8	2.44	0.52
32:49:77:ILE:HG23	32:49:79:ASN:OD1	2.10	0.52
40:A8:106:ARG:HD2	40:A8:107:GLU:HG2	1.91	0.52
30:29:117:MET:HB2	30:29:122:PHE:O	2.10	0.52
18:9A:25:THR:HG22	18:9A:42:ARG:NH2	2.24	0.52
1:13:114:U:H2'	1:13:115:G:C8	2.45	0.52
21:1B:9:ARG:HA	21:1B:22:ARG:HB2	1.91	0.52
30:21:52:LEU:HD23	30:21:53:PRO:HD2	1.92	0.52
2:1E:52:GLU:HG2	2:1E:56:ARG:HD3	1.92	0.52
26:14:1952:A:C6	36:25:22:ILE:HD12	2.44	0.52
26:1H:2306:C:H3'	26:1H:2307:G:C5'	2.39	0.52
26:14:2607:G:H2'	26:14:2608:G:O4'	2.10	0.52
26:1H:565:C:O3'	60:1H:3554:HOH:O	2.19	0.52
26:14:2708:G:H5'	39:55:68:ARG:HG2	1.90	0.52
1:1G:228:A:H4'	16:7A:62:VAL:HG11	1.92	0.52
26:1H:2248:C:H2'	26:1H:2249:U:O4'	2.10	0.52
42:C8:69:CYS:SG	42:C8:79:PHE:HD2	2.32	0.52
26:1H:325:G:O2'	26:1H:326:G:H5'	2.10	0.52
32:41:37:VAL:O	32:41:94:LEU:HD23	2.10	0.52
26:1H:2272:U:H5''	26:1H:2273:A:OP1	2.10	0.52
12:3A:39:VAL:CG1	12:3A:41:ARG:NH2	2.63	0.52
26:14:61:G:H5'	50:G5:50:ILE:HG12	1.92	0.52
24:3L:27:G:N2	24:3L:45:G:H22	2.08	0.52
4:32:12:CYS:SG	4:32:18:LYS:HA	2.50	0.52
1:13:272:C:H2'	1:13:273:A:C8	2.44	0.52
19:AI:40:ILE:HD11	19:AI:62:ILE:HD12	1.92	0.52
31:39:25:PRO:CB	31:39:27:GLU:H	2.19	0.52
1:1G:1224:G:C6	1:1G:1322:C:H1'	2.45	0.52
24:3K:54:U:H2'	24:3K:55:U:C2	2.45	0.52
1:1G:1260:C:H6	1:1G:1260:C:H3'	1.74	0.52
1:13:1292:U:H2'	1:13:1293:G:C8	2.45	0.52
1:1G:1028(B):C:H41	1:1G:1032(B):G:H1	1.58	0.52
45:F8:34:ALA:HA	45:F8:38:GLU:OE1	2.10	0.52
26:14:960:A:H2'	26:14:962:G:H5'	1.91	0.52
50:K8:41:ILE:HD13	50:K8:44:LEU:HD23	1.91	0.52

Continued on next page...

Continued from previous page...

Atom-1	Atom-2	Interatomic distance (Å)	Clash overlap (Å)
41:B8:50:ILE:HG22	41:B8:62:THR:OG1	2.10	0.52
26:14:639:U:O2'	26:14:640:C:H5'	2.10	0.52
28:71:10:LEU:HD13	28:71:32:LEU:HA	1.91	0.52
35:15:7:LYS:O	35:15:9:VAL:HG13	2.10	0.52
13:4A:56:LEU:HA	13:4A:59:TYR:HB3	1.92	0.52
43:D8:65:GLY:N	43:D8:91:TYR:O	2.36	0.52
26:1H:1591:G:H2'	26:1H:1592:C:C6	2.45	0.52
26:14:878:A:N1	26:14:899:A:H2	2.07	0.52
40:A8:103:GLU:O	40:A8:106:ARG:NE	2.23	0.52
13:4I:15:VAL:O	13:4I:19:LEU:HG	2.09	0.52
36:68:75:SER:HB2	41:B8:74:ARG:HH12	1.75	0.52
4:32:107:ARG:HH12	4:32:194:LEU:HB3	1.75	0.52
26:14:721:C:H2'	26:14:722:A:C8	2.44	0.52
26:1H:582:G:H2'	26:1H:583:G:C8	2.44	0.52
26:14:2766:G:H5''	26:14:2767:C:OP2	2.10	0.52
47:H8:150:LEU:HD22	47:H8:171:ILE:HD12	1.91	0.52
26:1H:1688:U:H2'	26:1H:1698:A:N6	2.25	0.52
6:52:33:TYR:CE1	6:52:78:GLU:HG3	2.45	0.52
26:1H:613:U:O2	26:1H:613:U:O4'	2.27	0.52
34:61:79:ILE:HD11	34:61:100:ALA:HB2	1.91	0.52
26:1H:511:U:C5	26:1H:512:G:C5	2.97	0.52
22:1K:72:C:H2'	22:1K:73:A:H5''	1.91	0.52
12:3I:58:VAL:O	12:3I:65:GLU:HA	2.10	0.52
1:1G:1244:C:O2	1:1G:1293:G:N2	2.42	0.52
26:14:1142(A):A:N7	26:14:1144:G:C5	2.78	0.52
1:1G:147:G:H1	1:1G:175:C:N4	1.98	0.52
46:G8:93:GLY:O	46:G8:94:LYS:HB2	2.09	0.52
30:29:3:GLY:HA3	30:29:81:ILE:HD12	1.91	0.52
26:14:71:A:H5''	26:14:73:A:C8	2.45	0.52
29:19:273:ARG:O	29:19:273:ARG:HG2	2.10	0.52
1:13:1292:U:H2'	1:13:1293:G:H8	1.74	0.52
2:12:12:GLU:OE2	2:12:15:VAL:N	2.43	0.52
15:6I:18:PHE:CE1	15:6I:21:ASP:HB2	2.45	0.52
26:1H:2572:A:H62	30:21:145:LYS:HD3	1.75	0.52
2:12:165:VAL:HG23	2:12:166:ASP:H	1.75	0.52
49:F5:89:GLU:O	49:F5:93:GLU:HB2	2.10	0.52
49:F5:19:GLN:HB3	49:F5:35:THR:O	2.10	0.52
26:14:629:G:H1	26:14:634:C:N4	2.06	0.52
45:B5:63:LYS:CD	45:B5:63:LYS:H	2.23	0.52
2:1E:68:ILE:O	2:1E:91:PRO:HD2	2.09	0.52
46:G8:55:TYR:CE1	46:G8:61:ILE:HD11	2.45	0.52

Continued on next page...

Continued from previous page...

Atom-1	Atom-2	Interatomic distance (Å)	Clash overlap (Å)
26:1H:1430:C:H2'	26:1H:1431:U:H6	1.74	0.52
1:13:1218:C:H2'	1:13:1219:U:H6	1.75	0.52
29:11:124:PRO:HG2	29:11:129:ASN:ND2	2.24	0.52
40:65:30:ARG:HG3	40:65:35:ILE:HD12	1.92	0.52
26:1H:2310:A:C8	32:41:77:ILE:HD11	2.45	0.52
4:3E:112:VAL:HG12	4:3E:116:GLN:OE1	2.10	0.52
26:1H:2306:C:H3'	26:1H:2307:G:H5'	1.92	0.52
21:1B:2:GLY:O	21:1B:4:GLY:N	2.43	0.52
1:1G:503:C:OP2	12:3A:116:SER:HB3	2.10	0.52
26:14:2317:C:H2'	26:14:2318:G:O4'	2.09	0.52
3:22:141:VAL:HA	3:22:144:SER:HB3	1.91	0.52
38:45:43:THR:HG22	38:45:94:VAL:HG12	1.91	0.52
37:78:80:TYR:CE1	37:78:111:ARG:HD3	2.45	0.52
26:1H:2640:G:OP1	35:58:74:ARG:NH1	2.43	0.52
37:35:52:GLU:HG2	37:35:53:GLY:N	2.24	0.51
42:85:98:LEU:HA	42:85:100:VAL:O	2.09	0.51
1:1G:1151:A:OP1	10:1A:42:THR:N	2.40	0.51
3:22:26:LYS:HG3	3:22:27:LYS:N	2.24	0.51
26:14:1332:G:N2	26:14:1610:A:C8	2.78	0.51
24:3L:8:U:H5'	24:3L:49:G:H5'	1.91	0.51
1:13:1390:U:H2'	1:13:1391:U:C6	2.45	0.51
1:1G:1502:A:H5''	1:1G:1504:G:N7	2.24	0.51
26:14:2134:A:C5	26:14:2158:A:H8	2.27	0.51
20:BI:46:GLU:HB3	20:BI:48:LYS:HG3	1.91	0.51
26:1H:141(A):C:H2'	26:1H:142:G:O4'	2.10	0.51
26:14:1027:A:H2	26:14:2487:G:O2'	1.93	0.51
23:2L:41:C:H2'	23:2L:42:C:H6	1.74	0.51
26:14:2438:U:O3'	26:14:2439:A:H3'	2.10	0.51
43:95:76:LYS:HB2	43:95:79:VAL:HG23	1.91	0.51
1:1G:317:G:H1	1:1G:336:C:N4	2.07	0.51
12:3I:8:ASN:O	12:3I:12:ARG:HG3	2.09	0.51
44:E8:12:ILE:HG12	44:E8:13:SER:N	2.24	0.51
26:14:2275:C:H6	26:14:2275:C:H5'	1.75	0.51
1:1G:1226:C:HO2'	13:4A:111:LYS:HZ3	1.53	0.51
26:14:1909:C:H2'	26:14:1910:G:H8	1.76	0.51
26:14:1688:U:O2	26:14:1700:A:H5'	2.09	0.51
26:14:1462:C:H4'	26:14:2703:C:H5'	1.92	0.51
1:1G:641:U:H4'	8:72:115:SER:O	2.09	0.51
46:C5:43:ASN:HB2	46:C5:62:GLU:O	2.10	0.51
5:4E:152:ARG:HA	8:7E:64:LYS:HE2	1.91	0.51
22:1L:76:A:H2	23:2L:77:A:H4'	1.75	0.51

Continued on next page...

Continued from previous page...

Atom-1	Atom-2	Interatomic distance (Å)	Clash overlap (Å)
53:N8:40:LYS:HE2	53:N8:46:CYS:HA	1.92	0.51
53:N8:40:LYS:HE2	53:N8:47:PRO:HD2	1.93	0.51
32:49:102:PHE:O	32:49:106:LEU:N	2.41	0.51
38:45:4:PRO:HD3	38:45:70:PRO:O	2.09	0.51
26:1H:569:U:C4	26:1H:570:G:C6	2.98	0.51
23:2K:19:G:C2	23:2K:59:A:C5	2.98	0.51
42:C8:58:ARG:HA	42:C8:61:TRP:CE3	2.45	0.51
34:61:93:THR:O	34:61:97:ILE:HG13	2.10	0.51
26:14:2273:A:H2'	26:14:2274:A:C8	2.46	0.51
34:61:72:LEU:HD11	34:61:107:VAL:HG11	1.92	0.51
39:55:104:ARG:HD2	39:55:109:ALA:HB3	1.92	0.51
1:1G:1244:C:H2'	1:1G:1245:A:C8	2.45	0.51
1:1G:1348:U:N3	1:1G:1374:A:H2	1.99	0.51
26:14:631:A:H2'	26:14:632:A:O4'	2.10	0.51
26:14:2175:C:N4	26:14:2176:A:N7	2.59	0.51
30:29:54:GLN:HE21	30:29:72:VAL:HA	1.74	0.51
5:4E:15:ARG:HG3	5:4E:26:PHE:HD2	1.75	0.51
41:75:3:ARG:NE	41:75:6:LEU:HD13	2.26	0.51
26:14:1568:G:OP2	29:19:63:ARG:NH2	2.43	0.51
1:1G:1079:G:H5''	5:42:45:PHE:HZ	1.75	0.51
28:71:59:ARG:HG2	28:71:60:GLY:H	1.75	0.51
40:65:62:LYS:HD2	40:65:97:ARG:HD2	1.92	0.51
43:D8:17:GLY:N	43:D8:96:ILE:O	2.34	0.51
26:1H:934:G:H2'	26:1H:935:C:C6	2.44	0.51
31:39:7:TYR:CE2	31:39:10:PRO:HG3	2.44	0.51
26:14:2712:U:H1'	26:14:2712(A):A:C8	2.45	0.51
1:13:580:U:P	15:6I:54:ARG:HH21	2.33	0.51
20:BI:30:LYS:HZ1	20:BI:80:ARG:NH1	2.08	0.51
1:13:244:U:H4'	1:13:245:C:O5'	2.10	0.51
26:14:528:A:C2	26:14:2042:A:H2'	2.45	0.51
13:4I:81:LEU:HD11	13:4I:88:ARG:NH1	2.25	0.51
1:1G:707:C:OP1	11:2A:85:ARG:NH1	2.44	0.51
12:3A:58:VAL:O	12:3A:65:GLU:HA	2.11	0.51
34:61:77:LEU:HD12	34:61:140:LEU:HB3	1.93	0.51
26:1H:192:C:O2'	26:1H:802:A:N3	2.39	0.51
16:7I:19:ILE:HB	16:7I:36:ILE:O	2.10	0.51
1:13:1112:C:H1'	3:2E:179:ARG:HH11	1.75	0.51
12:3I:89:ARG:NH2	12:3I:91:LYS:HD2	2.25	0.51
35:58:76:SER:N	35:58:81:GLY:O	2.44	0.51
26:1H:1025:G:C4	26:1H:1135:C:H1'	2.45	0.51
26:14:1050:A:N7	26:14:1051:G:N2	2.59	0.51

Continued on next page...

Continued from previous page...

Atom-1	Atom-2	Interatomic distance (Å)	Clash overlap (Å)
5:42:84:PHE:N	5:42:87:SER:O	2.38	0.51
28:71:200:LYS:HG2	28:71:201:PRO:O	2.10	0.51
24:3K:48:C:H5	24:3K:59:A:C6	2.29	0.51
27:1J:78:A:H61	27:1J:98:G:H1'	1.75	0.51
33:51:153:LYS:HB2	33:51:155:SER:N	2.23	0.51
26:14:962:G:H2'	26:14:963:U:C6	2.46	0.51
1:13:540:G:H2'	1:13:541:G:O4'	2.08	0.51
19:AI:5:LEU:HB2	19:AI:8:GLY:HA3	1.92	0.51
49:F5:5:CYS:HG	49:F5:8:SER:HG	1.39	0.51
5:42:12:LEU:HD22	5:42:13:ILE:N	2.25	0.51
26:1H:881:G:N3	26:1H:881:G:H2'	2.26	0.51
26:14:2748:A:H2	33:59:63:SER:HB2	1.75	0.51
10:1I:16:LEU:HD12	10:1I:68:HIS:HB2	1.90	0.51
34:61:64:GLU:O	34:61:67:ARG:HB2	2.10	0.51
1:1G:222:U:C2	1:1G:223:U:C5	2.98	0.51
26:14:2512:C:H4'	30:29:122:PHE:CE2	2.45	0.51
26:1H:2103:C:H2'	26:1H:2104:G:C8	2.46	0.51
34:61:37:VAL:HG11	34:61:43:ASN:ND2	2.25	0.51
33:59:68:THR:HA	33:59:71:LEU:HD22	1.91	0.51
26:14:321:G:OP1	31:39:135:LYS:NZ	2.38	0.51
26:1H:710:G:H2'	26:1H:711:G:H8	1.75	0.51
5:42:33:VAL:HG21	5:42:109:ILE:HG12	1.92	0.51
40:A8:69:VAL:HA	40:A8:72:ALA:HB3	1.92	0.51
30:29:120:TRP:CE3	30:29:155:LYS:HD3	2.45	0.51
41:75:118:ARG:NH2	41:75:121:ILE:HG21	2.25	0.51
4:32:88:VAL:HA	5:42:97:GLY:HA3	1.91	0.51
18:9I:56:THR:HB	18:9I:58:LEU:HD13	1.93	0.51
26:1H:2543:G:H2'	26:1H:2544:G:C8	2.45	0.51
26:1H:2873:A:C2	39:98:5:LYS:HB2	2.45	0.51
49:J8:87:PRO:O	49:J8:91:LYS:HB2	2.11	0.51
26:1H:2636:U:OP1	30:21:79:ARG:HA	2.09	0.51
26:1H:910:A:C8	38:88:13:GLN:HG3	2.46	0.51
26:14:2137:C:H2'	26:14:2138:C:H6	1.76	0.51
30:29:61:ARG:HA	30:29:63:LEU:HD23	1.92	0.51
26:1H:2477:C:H2'	26:1H:2529:G:O6	2.10	0.51
1:1G:630:G:H3'	1:1G:631:G:H5'	1.92	0.51
22:1L:58:A:O2'	22:1L:60:U:OP2	2.22	0.51
26:14:2271:G:H2'	26:14:2272:U:C6	2.45	0.51
1:13:1320:C:N4	19:AI:36:ARG:HG3	2.25	0.51
7:62:27:ILE:HA	7:62:30:ILE:HD12	1.92	0.51
26:14:1005:C:O2'	35:15:28:THR:HG23	2.10	0.51

Continued on next page...

Continued from previous page...

Atom-1	Atom-2	Interatomic distance (Å)	Clash overlap (Å)
2:12:118:LEU:HD13	2:12:142:LEU:HD12	1.93	0.51
26:14:548:A:C6	26:14:549:G:H1'	2.45	0.51
31:31:184:TYR:CE1	37:78:3:LEU:HD11	2.45	0.51
5:4E:35:GLY:HA3	5:4E:112:LEU:O	2.09	0.51
26:14:1464:C:HO2'	26:14:1528:A:H8	1.58	0.51
26:14:1927:A:H2'	26:14:1928:A:C8	2.45	0.51
39:55:37:THR:OG1	39:55:40:LYS:NZ	2.43	0.51
47:D5:23:LYS:HD3	47:D5:40:ASP:HA	1.91	0.51
2:1E:83:MET:HA	2:1E:86:GLU:OE2	2.10	0.51
47:D5:7:ALA:O	47:D5:8:TYR:CG	2.64	0.51
26:14:414:C:O2	26:14:1864:U:O2'	2.28	0.51
30:21:119:ARG:NH2	30:21:157:ALA:C	2.63	0.51
31:39:164:ARG:O	31:39:167:ALA:HB3	2.11	0.51
26:1H:1221:C:H2'	26:1H:1222:C:H6	1.75	0.51
31:39:183:VAL:O	31:39:187:VAL:HG23	2.10	0.51
26:1H:2364:C:H2'	26:1H:2365:G:O4'	2.11	0.51
44:E8:59:VAL:HG23	44:E8:60:ASN:H	1.75	0.51
28:79:50:ASP:OD1	28:79:52:ARG:HB3	2.11	0.51
9:82:10:ARG:HD3	9:82:11:LYS:HB2	1.92	0.51
4:3E:84:LYS:C	4:3E:86:LYS:HA	2.31	0.51
26:1H:1443:G:H2'	26:1H:1444:G:C8	2.44	0.51
26:1H:1675:C:N3	30:21:128:SER:OG	2.41	0.51
48:I8:11:ARG:NH1	48:I8:11:ARG:HB2	2.26	0.51
1:1G:1505:G:H4'	1:1G:1506:U:H5"	1.92	0.51
26:14:2873:A:C8	39:55:5:LYS:HA	2.46	0.51
30:29:112:GLY:C	30:29:159:HIS:HD2	2.14	0.51
37:35:113:LYS:HB2	37:35:129:ALA:HB3	1.92	0.51
31:39:107:LYS:HD3	31:39:206:ILE:HG22	1.92	0.51
26:1H:2475:C:H1'	26:1H:2477:C:C5	2.43	0.51
26:1H:278:A:H5'	26:1H:279:C:C5	2.45	0.51
1:13:1347:G:N2	1:13:1373:G:H2'	2.26	0.51
26:14:2104:G:H1	26:14:2185:C:H42	1.57	0.51
1:13:153:C:H42	1:13:168:G:N2	2.09	0.51
1:13:317:G:H1	1:13:336:C:N4	2.09	0.51
26:1H:2685:G:OP2	41:B8:51:ARG:NH2	2.44	0.51
40:A8:37:ALA:HB2	40:A8:101:LEU:HD21	1.92	0.51
1:1G:665:A:H2'	1:1G:732:C:O2	2.10	0.51
26:14:241:A:H8	26:14:241:A:OP1	1.93	0.51
39:55:13:HIS:CE1	39:55:15:SER:HB3	2.46	0.51
26:14:1796:U:H2'	26:14:1797:C:C6	2.45	0.51
26:1H:1486:A:H2'	26:1H:1487:G:H8	1.74	0.51

Continued on next page...

Continued from previous page...

Atom-1	Atom-2	Interatomic distance (Å)	Clash overlap (Å)
24:3K:29:U:H2'	24:3K:30:G:H8	1.76	0.51
4:32:166:LYS:HA	4:32:178:VAL:HG11	1.92	0.51
33:59:152:ARG:HG3	33:59:153:LYS:HG3	1.92	0.51
26:14:2464:C:H2'	26:14:2465:C:O4'	2.10	0.51
1:13:129(A):G:N2	1:13:188:U:HO2'	2.06	0.51
26:1H:910:A:N1	26:1H:2277:G:H1'	2.25	0.51
26:1H:1387:C:O2	26:1H:1388:G:C8	2.64	0.51
40:65:24:LEU:HB2	40:65:85:VAL:HG12	1.93	0.51
46:G8:38:ILE:CD1	46:G8:64:GLU:O	2.58	0.51
1:13:1227:A:OP1	19:AI:80:TYR:OH	2.18	0.51
26:14:2232:U:OP1	49:F5:40:ARG:NH2	2.44	0.51
26:14:1771:C:C1'	26:14:1786:A:H8	2.23	0.51
31:39:131:GLY:H	31:39:142:TRP:HB2	1.75	0.51
3:2E:76:VAL:HG21	3:2E:103:VAL:HG21	1.93	0.51
26:14:1159:U:H2'	26:14:1160:G:C8	2.46	0.51
32:49:44:GLY:HA2	32:49:47:LYS:HG3	1.93	0.51
1:13:917:G:H2'	1:13:918:A:H8	1.76	0.51
41:B8:74:ARG:HD3	41:B8:76:PHE:CZ	2.45	0.51
1:13:280:C:O2	17:8I:38:ARG:HG3	2.11	0.51
50:G5:53:LEU:O	50:G5:57:ILE:HG13	2.11	0.51
1:1G:449:C:H5	16:7A:42:ARG:NH1	2.09	0.51
2:12:101:MET:HB2	2:12:102:LEU:HD12	1.92	0.51
35:15:91:LEU:CD2	35:15:98:VAL:HG11	2.40	0.51
1:13:8:A:N6	4:3E:205:GLU:O	2.43	0.51
29:19:70:TRP:C	29:19:70:TRP:CD1	2.83	0.51
26:1H:1470:G:N2	26:1H:1522:G:OP2	2.34	0.51
46:C5:62:GLU:OE1	46:C5:64:GLU:HG3	2.10	0.51
26:14:2031:A:N3	26:14:2455:G:O2'	2.33	0.51
8:72:17:THR:HB	8:72:18:ARG:NH1	2.26	0.51
26:1H:270(K):C:H1'	26:1H:270(N):G:H1	1.76	0.51
1:13:675:A:H1'	11:2I:116:HIS:CD2	2.46	0.51
32:41:173:LEU:HB3	32:41:178:PHE:CD2	2.45	0.51
12:3I:53:ARG:NH1	12:3I:92:ASP:OD1	2.43	0.51
26:14:270(S):G:OP1	49:F5:76:ARG:NH2	2.44	0.51
5:4E:65:ASN:OD1	5:4E:140:ARG:NH2	2.42	0.51
13:4I:9:ILE:HG22	13:4I:10:PRO:O	2.10	0.51
42:C8:109:LEU:HD21	43:D8:47:VAL:HG21	1.93	0.51
26:14:2176:A:O2'	26:14:2177:C:H5'	2.11	0.51
23:2L:26:C:H2'	23:2L:27:G:O4'	2.10	0.51
1:1G:1022:G:C6	1:1G:1023:G:C8	2.98	0.51
26:1H:270(I):G:H1	26:1H:270(Q):C:H42	1.58	0.51

Continued on next page...

Continued from previous page...

Atom-1	Atom-2	Interatomic distance (Å)	Clash overlap (Å)
9:8E:65:VAL:HG21	9:8E:73:GLN:HB3	1.92	0.51
1:13:1319:A:O2'	19:AI:3:ARG:HD3	2.11	0.51
26:14:1685:C:H2'	26:14:1686:C:C6	2.45	0.51
1:13:875:C:O2	8:7E:15:ASN:ND2	2.43	0.51
31:31:63:LYS:HG2	31:31:65:TRP:O	2.09	0.51
27:1J:88:C:H3'	27:1J:89:G:N7	2.25	0.51
16:7A:67:THR:HG22	16:7A:68:ASP:H	1.75	0.51
18:9I:66:LEU:HD21	18:9I:70:ILE:HD11	1.92	0.51
26:14:2343:C:HO2'	26:14:2373:G:HO2'	1.54	0.51
40:A8:14:VAL:O	40:A8:18:ILE:HD13	2.11	0.51
30:21:88:GLY:O	30:21:89:ASP:HB2	2.10	0.51
1:1G:750:G:C2	15:6A:23:GLY:HA3	2.45	0.51
11:2A:98:LEU:O	11:2A:101:SER:OG	2.16	0.51
17:8I:10:VAL:HG13	17:8I:19:VAL:HB	1.92	0.51
1:13:359:U:OP1	34:69:87:LYS:HE3	2.11	0.51
1:1G:1014:A:H8	1:1G:1014:A:P	2.33	0.51
31:31:160:ASN:OD1	31:31:163:VAL:HG23	2.11	0.51
26:1H:845:G:H8	26:1H:845:G:OP2	1.94	0.51
26:14:1607:C:H4'	26:14:1608:A:O5'	2.11	0.51
22:1L:33:U:H2'	22:1L:35:U:OP2	2.11	0.51
1:13:1289:A:H5'	21:1F:10:ARG:HH22	1.75	0.51
4:32:4:TYR:HE2	4:32:11:LEU:HD21	1.75	0.51
26:14:747:U:O2	26:14:2014:A:H1'	2.10	0.51
37:78:50:ARG:HD3	55:Q8:7:HIS:HD2	1.75	0.51
38:88:134:ARG:HH12	47:H8:122:ARG:HD2	1.75	0.51
37:78:39:LYS:CB	37:78:45:LEU:CD1	2.89	0.51
4:3E:110:PHE:HE2	4:3E:148:VAL:HG23	1.76	0.51
1:1G:1007:C:H2'	1:1G:1008:C:O4'	2.11	0.51
42:C8:8:VAL:HG23	42:C8:11:ARG:NH2	2.22	0.51
28:71:10:LEU:HB3	28:71:32:LEU:HG	1.93	0.51
26:1H:1278:A:H4'	39:98:34:ILE:HD11	1.92	0.51
1:13:826:C:H2'	1:13:827:U:O2	2.11	0.51
1:13:827:U:C5	1:13:872:A:N1	2.78	0.51
24:3L:2:G:H2'	24:3L:3:G:H8	1.76	0.51
2:12:24:TRP:HA	2:12:191:ASP:HA	1.91	0.51
8:72:86:ILE:HG12	8:72:135:CYS:HA	1.93	0.51
26:14:1537:C:O2'	26:14:1538:G:O4'	2.17	0.51
39:55:28:LEU:HD21	39:55:114:VAL:HG12	1.93	0.51
4:32:107:ARG:HD3	4:32:173:TRP:CZ2	2.45	0.51
20:BA:64:ASP:OD1	20:BA:81:LYS:HD2	2.10	0.51
31:39:46:ARG:HG2	31:39:46:ARG:HH11	1.75	0.51

Continued on next page...

Continued from previous page...

Atom-1	Atom-2	Interatomic distance (Å)	Clash overlap (Å)
33:51:24:VAL:HG22	33:51:35:VAL:HB	1.92	0.51
40:65:102:ALA:HA	40:65:105:ALA:HB3	1.93	0.51
7:6E:15:ASP:HB3	7:6E:19:GLY:H	1.76	0.51
1:1G:750:G:H1'	15:6A:22:THR:OG1	2.11	0.51
2:12:208:ILE:HA	2:12:211:ILE:HG22	1.92	0.51
26:1H:1374:G:H2'	26:1H:1375:C:H6	1.76	0.51
26:14:1950:G:C2	26:14:1951:U:C5	2.98	0.51
16:7I:51:VAL:HG12	16:7I:52:ASP:O	2.11	0.51
26:14:323:G:H2'	31:39:169:ASN:ND2	2.26	0.51
6:5E:70:ASP:OD1	6:5E:70:ASP:N	2.43	0.51
26:1H:2725:A:C4	26:1H:2727:G:C8	2.99	0.51
37:78:106:LEU:O	37:78:106:LEU:HD13	2.11	0.51
27:16:15:A:H1'	27:16:109:G:C4	2.46	0.51
2:12:41:ILE:HD12	2:12:42:ILE:H	1.76	0.51
9:8E:55:ALA:HB1	9:8E:59:PHE:CD2	2.46	0.51
10:1I:32:ALA:HB1	10:1I:76:ASN:OD1	2.10	0.51
4:3E:173:TRP:CD1	4:3E:174:LEU:HG	2.46	0.51
1:1G:1152:A:H5'	10:1A:13:HIS:ND1	2.26	0.51
55:M5:31:HIS:O	55:M5:32:LEU:HB2	2.11	0.51
30:29:65:GLY:N	30:29:73:GLU:OE1	2.44	0.51
26:14:2313:C:H2'	26:14:2314:C:H6	1.74	0.51
49:F5:87:PRO:HA	49:F5:90:ILE:CG2	2.41	0.51
47:D5:39:VAL:HG21	47:D5:44:PHE:HD2	1.76	0.51
9:82:43:ALA:HA	9:82:74:ILE:HD13	1.92	0.51
41:75:11:GLU:N	41:75:11:GLU:CD	2.64	0.51
1:1G:1080:A:H5''	1:1G:1081:G:OP2	2.11	0.51
3:22:87:LEU:H	3:22:88:ARG:NH2	2.07	0.51
26:1H:2106:G:N1	26:1H:2184:G:N3	2.58	0.51
1:13:280:C:H4'	1:13:281:G:OP2	2.11	0.51
1:1G:1423:G:H2'	1:1G:1424:C:H6	1.74	0.51
1:1G:750:G:N2	15:6A:23:GLY:HA3	2.25	0.51
26:14:2584:U:H2'	26:14:2585:U:H2'	1.93	0.51
11:2I:48:ILE:HD11	11:2I:64:ALA:HA	1.92	0.51
32:49:60:LEU:HD22	32:49:68:PRO:HB3	1.93	0.51
26:1H:320:A:OP1	31:31:135:LYS:NZ	2.27	0.51
3:22:33:LEU:O	3:22:36:ASP:N	2.43	0.51
26:14:2292:C:H2'	26:14:2293:C:C6	2.46	0.51
26:1H:994:C:H3'	42:C8:54:LYS:HE3	1.92	0.51
26:1H:71:A:OP1	26:1H:72:U:H2'	2.11	0.51
55:M5:14:VAL:HG12	55:M5:15:LYS:N	2.26	0.51
27:16:12:C:H6	27:16:12:C:OP2	1.93	0.51

Continued on next page...

Continued from previous page...

Atom-1	Atom-2	Interatomic distance (Å)	Clash overlap (Å)
26:1H:1416:G:O2'	26:1H:1417:C:H6	1.92	0.51
48:E5:12:ASN:HA	48:E5:14:ARG:NH2	2.22	0.51
26:14:1678:G:N2	26:14:1989:G:N2	2.59	0.51
22:1K:9:A:H3'	22:1K:10:G:H8	1.76	0.51
26:1H:1477:A:C6	26:1H:1478:G:C5	2.99	0.51
2:1E:72:GLY:HA2	2:1E:165:VAL:HG22	1.94	0.51
39:98:34:ILE:HG22	39:98:114:VAL:CG2	2.41	0.51
8:7E:87:SER:HB2	8:7E:93:VAL:N	2.26	0.51
5:42:148:VAL:O	5:42:152:ARG:HG2	2.10	0.51
26:14:2099:U:H2'	26:14:2100:G:H5''	1.92	0.51
1:1G:552:U:H2'	1:1G:553:A:C8	2.46	0.51
1:1G:664:G:H22	1:1G:741:G:H1	1.59	0.51
40:A8:67:ARG:HH21	40:A8:103:GLU:HB2	1.76	0.51
39:55:55:ALA:HB2	39:55:79:LEU:HD13	1.93	0.51
31:31:177:ALA:HB1	31:31:178:PRO:HD2	1.93	0.51
26:14:753:C:H2'	26:14:754:C:C6	2.46	0.51
26:1H:1337:G:C4	26:1H:1338:G:C8	2.99	0.51
26:14:991:C:O2	26:14:1164:G:C2	2.64	0.51
30:29:201:THR:HG22	30:29:202:LYS:H	1.75	0.51
26:1H:32:C:O2'	26:1H:33:U:H5'	2.10	0.51
24:3K:72:C:C3'	24:3K:73:A:H5''	2.41	0.51
26:1H:270(M):U:OP2	34:61:57:ARG:NH2	2.42	0.51
9:8E:78:LYS:HE3	9:8E:101:PHE:CE1	2.46	0.51
26:14:1668:A:H4'	26:14:1669:A:H5'	1.92	0.51
42:85:47:TYR:CE1	42:85:51:LYS:HE2	2.46	0.51
26:14:2805:G:H2'	26:14:2807:G:O4'	2.09	0.51
1:13:1187:G:O5'	9:8E:113:LYS:NZ	2.39	0.51
26:1H:1500:G:O2'	29:11:100:GLY:O	2.27	0.51
39:98:104:ARG:HB2	39:98:107:ASP:HB3	1.92	0.51
26:1H:864:G:C6	26:1H:865:C:N4	2.79	0.50
10:1I:49:VAL:CG2	14:5I:41:ARG:HB2	2.41	0.50
26:1H:1385:G:O6	26:1H:1403:C:N4	2.44	0.50
26:1H:1534:G:H1	26:1H:1539:G:H1'	1.75	0.50
3:22:72:LYS:HB3	3:22:75:VAL:HB	1.92	0.50
4:3E:18:LYS:HD3	4:3E:31:CYS:SG	2.50	0.50
1:1G:999:U:H2'	1:1G:1000:A:C8	2.47	0.50
26:1H:2792:G:H22	26:1H:2804:C:H2'	1.76	0.50
26:1H:1026:U:H4'	26:1H:1027:A:OP1	2.11	0.50
1:13:927:G:H4'	1:13:927:G:OP2	2.10	0.50
26:1H:1570:A:H2'	26:1H:1571:A:C8	2.47	0.50
28:71:45:ALA:HB2	28:71:212:VAL:HG22	1.93	0.50

Continued on next page...

Continued from previous page...

Atom-1	Atom-2	Interatomic distance (Å)	Clash overlap (Å)
19:AA:15:LEU:HD11	19:AA:33:THR:CB	2.42	0.50
9:82:45:ALA:O	9:82:48:GLU:HB2	2.12	0.50
1:1G:1051:C:H2'	1:1G:1052:U:C6	2.45	0.50
26:1H:2154:G:H2'	26:1H:2155:G:C8	2.46	0.50
38:88:6:ARG:HG2	38:88:7:MET:H	1.77	0.50
2:12:168:THR:HG23	2:12:192:SER:HA	1.93	0.50
26:1H:353:G:H2'	26:1H:354:G:H8	1.76	0.50
1:13:1405:G:OP2	57:13:1730:PAR:H34	2.11	0.50
3:2E:5:ILE:CD1	14:5I:58:LYS:HZ3	2.24	0.50
1:1G:339:C:H2'	1:1G:340:U:C6	2.47	0.50
26:14:2773:C:OP1	30:29:166:THR:OG1	2.28	0.50
24:3L:32:C:H2'	24:3L:33:U:C4	2.47	0.50
26:14:2461:C:H2'	26:14:2462:U:H6	1.76	0.50
35:58:9:VAL:HG11	35:58:39:ARG:HH12	1.76	0.50
26:14:1127:A:N3	26:14:2518:A:H5'	2.27	0.50
26:14:774:A:H2	26:14:787:U:HO2'	1.57	0.50
1:13:179:A:H2'	1:13:180:U:H6	1.75	0.50
36:68:105:GLU:O	36:68:109:LYS:HG2	2.11	0.50
31:31:149:ASP:OD1	31:31:149:ASP:N	2.33	0.50
26:1H:1312:U:H4'	26:1H:1313:U:O5'	2.10	0.50
38:88:58:PHE:HB3	38:88:113:GLN:HE21	1.76	0.50
32:41:109:VAL:HG11	32:41:142:PRO:HD3	1.93	0.50
26:1H:1728:G:H5'	26:1H:1729:A:OP2	2.11	0.50
26:1H:780:G:N2	26:1H:783:A:N6	2.52	0.50
26:14:2129:C:H5''	26:14:2130:U:C5	2.46	0.50
26:1H:1035:U:H2'	26:1H:1036:G:H8	1.74	0.50
32:41:165:THR:OG1	32:41:168:GLU:HG3	2.11	0.50
2:1E:183:PRO:HA	2:1E:198:ASP:OD2	2.11	0.50
26:1H:1416:G:O2'	26:1H:1417:C:C6	2.63	0.50
20:BA:26:ASN:HA	20:BA:71:THR:HG23	1.92	0.50
26:14:628:G:H5''	55:M5:18:ALA:HB2	1.93	0.50
1:13:455:C:H42	1:13:477:G:H22	1.58	0.50
27:1J:52:A:N6	40:65:33:LYS:HD3	2.27	0.50
30:29:58:ARG:HD2	30:29:58:ARG:H	1.76	0.50
1:1G:532:A:N6	1:1G:1206:G:O2'	2.36	0.50
38:45:18:LYS:H	38:45:98:LYS:HZ3	1.59	0.50
29:19:44:ASN:CB	29:19:47:GLY:H	2.23	0.50
29:19:44:ASN:HB3	29:19:47:GLY:H	1.76	0.50
26:14:1484:G:H2'	26:14:1485:G:C8	2.46	0.50
26:14:2865:U:C4	26:14:2866:U:C4	2.99	0.50
26:1H:265:A:H1'	26:1H:266:G:O4'	2.11	0.50

Continued on next page...

Continued from previous page...

Atom-1	Atom-2	Interatomic distance (Å)	Clash overlap (Å)
40:65:26:LEU:O	40:65:88:ASP:HB2	2.11	0.50
26:1H:1187:G:H8	26:1H:1187:G:O5'	1.94	0.50
1:1G:584:G:C5'	17:8A:91:ARG:HH21	2.24	0.50
12:3I:89:ARG:O	12:3I:99:HIS:HE1	1.95	0.50
29:11:68:LYS:HA	29:11:70:TRP:CZ3	2.46	0.50
23:2L:6:G:N2	23:2L:69:C:H1'	2.26	0.50
42:85:8:VAL:HB	42:85:12:ARG:HE	1.76	0.50
35:15:30:ILE:HG22	35:15:34:LEU:HD23	1.93	0.50
23:2K:70:C:H2'	23:2K:71:G:O4'	2.11	0.50
26:14:299:A:OP2	60:14:3420:HOH:O	2.19	0.50
26:14:764:A:O4'	29:19:213:ARG:HG3	2.11	0.50
48:18:49:LYS:HB2	48:18:80:HIS:HB3	1.92	0.50
26:14:981:A:N1	26:14:2027:G:O2'	2.34	0.50
27:1J:75:G:H21	47:D5:85:HIS:CE1	2.29	0.50
32:41:41:GLN:O	32:41:89:GLY:HA3	2.11	0.50
13:4I:23:TYR:CE2	13:4I:71:ARG:HG3	2.46	0.50
37:78:46:LYS:O	37:78:47:ASP:HB3	2.11	0.50
37:78:49:ARG:NH1	37:78:49:ARG:HB2	2.24	0.50
43:95:85:LYS:CD	43:95:86:GLY:H	2.24	0.50
26:1H:1728:G:O6	26:1H:1730:U:H5''	2.10	0.50
1:1G:1347:G:O2'	1:1G:1373:G:O6	2.16	0.50
1:13:1368:G:H5''	9:8E:112:LYS:HB3	1.93	0.50
1:13:264:U:O2'	17:8I:63:ARG:HG3	2.11	0.50
1:1G:404:U:OP2	4:32:118:ARG:NH1	2.45	0.50
26:1H:2636:U:H2'	26:1H:2637:U:H6	1.77	0.50
8:7E:81:HIS:N	8:7E:138:TRP:O	2.43	0.50
26:1H:941:A:H3'	26:1H:942:G:H8	1.77	0.50
24:3K:16:U:O2'	24:3K:18:G:OP2	2.19	0.50
26:1H:1598:C:O2'	26:1H:1599:C:H5'	2.11	0.50
26:1H:1678:G:N2	26:1H:1989:G:N2	2.57	0.50
28:71:43:VAL:HG13	28:71:214:VAL:HA	1.92	0.50
26:14:1328:G:H2'	26:14:1330:C:C5	2.46	0.50
1:13:501:C:H2'	1:13:502:G:C8	2.47	0.50
1:1G:176:C:OP1	20:BA:29:LYS:NZ	2.44	0.50
6:5E:23:LYS:HD3	6:5E:61:LEU:HD21	1.92	0.50
26:14:579:G:H2'	26:14:580:C:H6	1.77	0.50
31:39:130:ALA:O	31:39:132:VAL:HG12	2.12	0.50
30:29:55:ASN:HB2	30:29:58:ARG:HH21	1.75	0.50
26:1H:860:U:C5	26:1H:917:A:H2	2.28	0.50
20:BI:35:THR:O	20:BI:38:LYS:HG2	2.12	0.50
1:13:1347:G:OP2	9:8E:107:ARG:HG2	2.11	0.50

Continued on next page...

Continued from previous page...

Atom-1	Atom-2	Interatomic distance (Å)	Clash overlap (Å)
37:78:19:VAL:HB	37:78:21:ARG:H	1.76	0.50
34:69:75:LEU:HD13	34:69:77:LEU:HD23	1.93	0.50
26:1H:529:A:H4'	26:1H:530:G:H5'	1.93	0.50
1:1G:129(A):G:C2	1:1G:191(A):G:C8	3.00	0.50
26:14:2186:G:H2'	26:14:2187:G:H8	1.76	0.50
5:4E:126:ARG:NH1	5:4E:126:ARG:HG3	2.26	0.50
29:19:184:LYS:HD3	29:19:269:PHE:HA	1.93	0.50
49:J8:91:LYS:O	49:J8:94:LEU:N	2.45	0.50
17:8A:81:ARG:HB3	17:8A:84:LEU:HD12	1.93	0.50
1:1G:1452:C:H4'	1:1G:1453:G:H5'	1.92	0.50
3:2E:40:ARG:O	3:2E:44:GLU:HG2	2.11	0.50
15:6I:33:THR:HA	15:6I:36:ILE:HD12	1.92	0.50
31:31:51:THR:HB	31:31:88:VAL:HG11	1.92	0.50
42:C8:14:HIS:O	42:C8:18:LEU:HD12	2.11	0.50
15:6A:39:LEU:HD13	15:6A:56:LEU:HD12	1.93	0.50
1:1G:757:U:H2'	1:1G:758:G:O4'	2.11	0.50
26:1H:2593:U:H2'	26:1H:2594:C:C6	2.46	0.50
20:BI:49:ALA:CB	20:BI:99:LEU:HB2	2.41	0.50
1:13:1194:U:H2'	1:13:1195:C:C6	2.46	0.50
31:39:38:ARG:CZ	31:39:99:TYR:OH	2.56	0.50
29:11:30:GLU:HG3	29:11:63:ARG:NE	2.27	0.50
13:4A:14:ARG:HA	13:4A:43:THR:O	2.10	0.50
4:3E:155:LEU:O	4:3E:157:LEU:N	2.44	0.50
23:2L:8:4SU:C2	23:2L:14:A:H62	2.20	0.50
30:29:54:GLN:O	30:29:75:VAL:HG13	2.10	0.50
30:29:65:GLY:O	30:29:68:ALA:HB2	2.11	0.50
26:1H:996:A:H4'	42:C8:92:ARG:NE	2.27	0.50
42:85:91:ASP:OD2	42:85:96:ALA:HB2	2.11	0.50
26:14:2786:U:O2	30:29:62:PRO:HB3	2.12	0.50
17:8A:41:LYS:NZ	17:8A:92:ARG:HH21	2.09	0.50
33:59:50:VAL:O	33:59:51:ARG:HG3	2.11	0.50
54:P8:37:LYS:HG2	54:P8:37:LYS:O	2.11	0.50
2:12:80:ILE:HD13	2:12:212:GLN:CG	2.40	0.50
39:98:34:ILE:HG22	39:98:114:VAL:HG23	1.93	0.50
29:19:43:ARG:HG2	29:19:49:ILE:CA	2.41	0.50
26:1H:806:C:OP2	37:78:41:ARG:NH2	2.42	0.50
26:1H:2590:A:H2'	26:1H:2591:C:C6	2.47	0.50
1:13:277:C:H2'	1:13:278:G:H8	1.76	0.50
26:14:2512:C:H1'	30:29:140:SER:O	2.11	0.50
40:65:19:LYS:O	40:65:19:LYS:HG2	2.12	0.50
22:1K:17:U:H4'	22:1K:60:U:C2	2.46	0.50

Continued on next page...

Continued from previous page...

Atom-1	Atom-2	Interatomic distance (Å)	Clash overlap (Å)
26:1H:2212:A:H1'	26:1H:2215:G:C5	2.46	0.50
26:1H:859:G:O2'	26:1H:916:G:O6	2.24	0.50
2:1E:21:ARG:HB2	2:1E:39:ILE:HD13	1.92	0.50
1:1G:571:U:O2	1:1G:918:A:H5'	2.11	0.50
35:15:43:THR:HB	35:15:46:VAL:HG22	1.93	0.50
48:I8:25:ARG:HD3	48:I8:29:GLN:NE2	2.26	0.50
26:1H:654:A:H2'	26:1H:654(A):A:H8	1.76	0.50
26:14:1991:U:H2'	26:14:1992:G:H5''	1.94	0.50
48:I8:40:GLN:OE1	48:I8:44:ARG:HB2	2.11	0.50
26:14:1138:G:H2'	35:15:106:MET:HE2	1.93	0.50
1:1G:859:A:H2'	1:1G:860:A:O4'	2.11	0.50
26:1H:1207:C:H2'	26:1H:1208:C:H6	1.76	0.50
26:1H:2533:A:H2'	26:1H:2534:A:O4'	2.12	0.50
34:61:4:ILE:HG13	34:61:39:ALA:HB2	1.93	0.50
30:21:8:LYS:HA	30:21:26:ILE:HG22	1.92	0.50
37:78:122:PRO:HA	37:78:142:GLY:HA3	1.92	0.50
26:1H:194:G:H2'	26:1H:195:A:O4'	2.12	0.50
10:1I:55:LYS:HD3	10:1I:55:LYS:O	2.11	0.50
19:AI:40:ILE:O	19:AI:41:VAL:HG22	2.12	0.50
9:8E:47:LEU:HD23	9:8E:47:LEU:H	1.76	0.50
1:1G:1224:G:N1	1:1G:1322:C:H1'	2.27	0.50
26:14:2175:C:OP1	28:79:6:ARG:NH2	2.44	0.50
27:1J:78:A:H2'	27:1J:79:C:O4'	2.12	0.50
27:1J:95:U:OP2	47:D5:14:LYS:NZ	2.26	0.50
4:3E:31:CYS:O	4:3E:32:ALA:HB3	2.11	0.50
26:1H:1678:G:O5'	26:1H:1678:G:H8	1.94	0.50
22:1K:14:A:C5	22:1K:22:G:C6	3.00	0.50
49:F5:85:LEU:HA	49:F5:87:PRO:HD2	1.93	0.50
1:13:502:G:C6	1:13:503:C:C4	2.99	0.50
26:14:723:G:H2'	26:14:724:U:O4'	2.12	0.50
46:C5:63:LYS:HA	46:C5:63:LYS:CE	2.42	0.50
43:D8:59:ALA:HB2	43:D8:96:ILE:HD13	1.92	0.50
29:11:31:LYS:HZ1	29:11:102:LYS:HZ3	1.59	0.50
29:11:31:LYS:HD3	29:11:94:LEU:HD11	1.93	0.50
45:F8:89:ILE:HG22	45:F8:92:LEU:H	1.75	0.50
44:A5:15:ARG:O	44:A5:19:LEU:HD13	2.11	0.50
47:H8:48:PHE:CE1	47:H8:71:VAL:HG11	2.44	0.50
32:41:11:TYR:HA	32:41:15:VAL:HB	1.93	0.50
1:1G:377:G:H5'	16:7A:5:ARG:HH12	1.75	0.50
26:1H:1805:U:O2	29:11:50:THR:HB	2.11	0.50
11:2A:82:VAL:HB	11:2A:108:ILE:HG12	1.94	0.50

Continued on next page...

Continued from previous page...

Atom-1	Atom-2	Interatomic distance (Å)	Clash overlap (Å)
2:12:185:ILE:HG23	2:12:199:TYR:HB2	1.93	0.50
26:1H:479:A:HO2'	26:1H:481:G:H8	1.56	0.50
26:1H:1204:A:H2	26:1H:1241:A:N1	2.10	0.50
1:13:986:A:H2'	1:13:987:G:O4'	2.11	0.50
21:1F:12:LYS:HB3	21:1F:22:ARG:HD2	1.93	0.50
26:1H:1140:C:OP1	35:58:23:LEU:HB3	2.12	0.50
26:1H:97:C:H5''	50:K8:2:LYS:HA	1.94	0.50
1:1G:1373:G:OP1	7:62:36:LYS:HD2	2.12	0.50
1:13:255:G:H1'	17:8I:16:GLN:OE1	2.12	0.50
1:13:266:G:H5''	1:13:267:C:H5	1.77	0.50
26:14:26:G:C6	26:14:27:G:N1	2.80	0.50
1:1G:404:U:O4	4:32:2:GLY:N	2.44	0.50
18:9A:53:ARG:HA	18:9A:56:THR:OG1	2.12	0.50
26:14:94:G:H21	50:G5:47:ASN:HD22	1.59	0.50
26:14:2128:C:H42	26:14:2160:G:H1	1.59	0.50
44:A5:17:VAL:O	44:A5:20:VAL:HG22	2.12	0.50
10:1A:84:GLN:N	10:1A:84:GLN:NE2	2.60	0.50
19:AA:11:VAL:HG21	19:AA:41:VAL:HG12	1.94	0.50
50:K8:38:GLN:HB3	50:K8:44:LEU:HB3	1.94	0.50
1:1G:186(D):C:H42	1:1G:191(C):G:H1	1.60	0.50
1:1G:1401:G:OP1	25:4L:18:G:O2'	2.22	0.50
27:16:90:C:OP2	38:88:16:ARG:NH2	2.41	0.50
47:H8:110:GLY:H	47:H8:112:ARG:HG3	1.77	0.50
38:88:20:ALA:HA	38:88:98:LYS:HB3	1.94	0.50
12:3A:47:LYS:HD2	12:3A:48:PRO:HD2	1.92	0.50
1:1G:406:G:H1	1:1G:436:C:H42	1.59	0.50
39:55:58:GLY:HA2	39:55:80:PHE:CE2	2.46	0.50
26:14:899:A:H2'	26:14:900:A:C8	2.47	0.50
26:14:2745:C:H42	26:14:2759:G:H1	1.57	0.50
2:12:187:LEU:HD22	2:12:188:ALA:H	1.76	0.50
26:14:1878:G:H2'	26:14:1879:C:C6	2.47	0.50
26:1H:1454:U:H5'	39:98:63:ARG:NE	2.26	0.50
45:B5:40:LYS:HA	45:B5:51:VAL:HG11	1.92	0.50
26:14:489:G:O6	44:A5:45:TYR:OH	2.28	0.50
26:14:2346:A:H5''	26:14:2383:G:C1'	2.41	0.50
1:13:814:A:N7	1:13:816:A:C4	2.80	0.50
26:14:1011:G:H1	26:14:1150:C:H42	1.58	0.50
27:16:73:A:OP2	60:16:301:HOH:O	2.19	0.50
7:6E:144:MET:SD	24:3K:41:A:H1'	2.52	0.50
49:J8:87:PRO:O	49:J8:91:LYS:N	2.43	0.50
42:85:8:VAL:O	42:85:12:ARG:HG2	2.12	0.50

Continued on next page...

Continued from previous page...

Atom-1	Atom-2	Interatomic distance (Å)	Clash overlap (Å)
42:85:20:LEU:HB3	42:85:39:LEU:HD11	1.94	0.50
26:14:1262:A:P	44:A5:99:ARG:HH12	2.35	0.50
26:14:2340:G:H2'	26:14:2341:G:H8	1.76	0.50
1:1G:967:C:H2'	1:1G:968:A:N7	2.25	0.50
49:J8:53:VAL:HB	49:J8:58:ILE:HD13	1.92	0.50
5:4E:64:ARG:HH11	5:4E:64:ARG:HG2	1.77	0.50
11:2A:62:GLN:O	11:2A:66:LEU:HG	2.12	0.50
37:78:50:ARG:HD3	55:Q8:7:HIS:CD2	2.47	0.50
1:13:1305:G:O2'	1:13:1331:G:N2	2.33	0.50
14:5A:23:ARG:HH11	14:5A:28:GLY:HA2	1.77	0.50
31:39:27:GLU:HB3	31:39:112:MET:HG2	1.94	0.50
26:1H:2135:A:C6	26:1H:2136:C:H1'	2.47	0.50
26:1H:1021:A:H2'	26:1H:1023:U:H5'	1.92	0.50
24:3K:49:G:H1'	24:3K:66:A:C4	2.47	0.50
1:1G:1037:C:H2'	1:1G:1038:C:C6	2.47	0.50
1:13:1226:C:OP2	13:4I:103:THR:OG1	2.21	0.50
13:4I:108:ARG:NH2	13:4I:111:LYS:HD3	2.27	0.50
1:13:200:G:H1	1:13:217:C:H42	1.60	0.50
26:14:1568:G:H4'	29:19:59:LYS:HD3	1.94	0.50
1:1G:1328:C:O2'	13:4A:29:ARG:NE	2.42	0.50
1:1G:1329:A:H5''	13:4A:25:ILE:O	2.12	0.50
1:13:222:U:H2'	1:13:223:U:H6	1.76	0.50
41:B8:111:ARG:H	41:B8:111:ARG:HD3	1.77	0.50
26:14:270(Z):U:O3'	26:14:271(A):C:H6	1.95	0.50
26:1H:639:U:H2'	26:1H:640:C:C6	2.46	0.50
20:BI:53:LEU:HB3	20:BI:57:ARG:NH1	2.26	0.50
20:BA:54:LYS:HA	20:BA:57:ARG:NH2	2.26	0.50
26:14:1197:G:N2	26:14:1250:G:C5	2.79	0.50
31:31:197:ASP:O	31:31:199:TRP:N	2.44	0.50
24:3K:52:G:H2'	24:3K:53:G:C8	2.47	0.50
7:62:88:PRO:HD2	7:62:148:ASN:HB3	1.93	0.50
1:13:653:A:H5'	8:7E:56:LYS:HE2	1.92	0.50
38:88:32:TYR:CE1	38:88:133:ARG:HG3	2.47	0.50
1:1G:9:G:C6	1:1G:26:A:N6	2.79	0.50
1:1G:376:G:H5''	16:7A:5:ARG:HD2	1.94	0.50
31:31:32:LEU:CD2	31:31:105:VAL:HG13	2.42	0.50
1:1G:6:G:P	4:32:84:LYS:HB3	2.52	0.50
47:D5:25:PRO:O	47:D5:85:HIS:HA	2.12	0.50
1:1G:45:U:H2'	1:1G:46:G:C8	2.47	0.50
26:14:656:G:H2'	26:14:657:U:O4'	2.12	0.50
40:A8:58:LEU:HD13	40:A8:68:GLN:OE1	2.12	0.50

Continued on next page...

Continued from previous page...

Atom-1	Atom-2	Interatomic distance (Å)	Clash overlap (Å)
26:1H:699:A:H2'	26:1H:700:G:O4'	2.12	0.50
9:82:42:ARG:NH1	9:82:75:ASP:OD1	2.45	0.50
1:13:952:U:O4	13:4I:104:ARG:HD3	2.12	0.50
1:1G:352:C:O2	1:1G:355:C:N4	2.43	0.50
26:14:433:C:C4	26:14:434:U:O4	2.65	0.50
47:H8:8:TYR:HB2	47:H8:38:TYR:CE1	2.47	0.50
1:1G:486:U:H2'	1:1G:487:A:C8	2.46	0.50
26:14:868:U:C4	26:14:869:G:N7	2.80	0.50
36:25:14:THR:HG22	36:25:52:VAL:HG22	1.94	0.50
29:11:164:GLN:HG2	29:11:166:GLN:OE1	2.12	0.50
5:4E:100:VAL:O	5:4E:107:ARG:NH2	2.45	0.50
24:3L:21:A:N3	24:3L:21:A:H2'	2.26	0.50
12:3A:54:LYS:HD2	12:3A:54:LYS:H	1.76	0.50
1:13:1360:A:H2'	1:13:1361:G:O4'	2.12	0.50
26:14:1225:C:H5''	43:95:85:LYS:HD3	1.93	0.50
37:78:96:THR:C	37:78:98:GLU:H	2.14	0.50
26:1H:1971:A:C5	29:11:241:PRO:HG3	2.47	0.50
19:AI:18:LYS:HG3	19:AI:31:ILE:HD12	1.94	0.50
1:1G:1349:A:H2'	1:1G:1350:A:O4'	2.11	0.50
31:39:120:GLU:HG3	31:39:122:LYS:HG2	1.94	0.50
31:39:122:LYS:O	31:39:123:LEU:HG	2.11	0.50
42:C8:50:ARG:HG2	42:C8:53:ARG:NH2	2.27	0.50
26:14:34:C:H1'	26:14:35:G:OP1	2.11	0.50
1:1G:1127:G:N2	1:1G:1144:G:H1	2.10	0.50
1:1G:1255:G:N2	1:1G:1259:C:O2	2.31	0.50
30:29:41:LYS:HG3	30:29:42:ASP:N	2.27	0.50
32:41:25:TYR:OH	32:41:168:GLU:OE2	2.28	0.50
26:1H:6:A:H4'	35:58:129:PRO:HB3	1.94	0.50
26:14:1332:G:H5''	60:14:3408:HOH:O	2.11	0.50
46:C5:15:VAL:HG12	46:C5:21:LYS:HA	1.94	0.50
26:1H:1165:U:H2'	26:1H:1166:C:H6	1.74	0.50
17:8I:85:VAL:HG13	17:8I:89:LEU:HD23	1.93	0.50
42:C8:90:VAL:CG2	43:D8:39:LEU:HB3	2.41	0.50
26:14:2108:C:H42	26:14:2181:G:H1	1.60	0.50
1:13:1323:G:H2'	1:13:1324:A:H8	1.77	0.50
26:1H:2019:A:C4'	42:C8:34:LYS:HD2	2.41	0.50
31:39:89:VAL:O	31:39:90:PHE:C	2.50	0.50
18:9A:21:LYS:NZ	18:9A:22:VAL:O	2.44	0.50
35:58:13:TRP:O	35:58:135:PRO:HD2	2.11	0.50
2:12:54:THR:HA	2:12:57:PHE:CD2	2.47	0.50
26:14:1257:C:OP1	31:39:75:HIS:HE1	1.95	0.50

Continued on next page...

Continued from previous page...

Atom-1	Atom-2	Interatomic distance (Å)	Clash overlap (Å)
23:2K:62:C:H2'	23:2K:63:C:H6	1.77	0.50
1:13:1239:A:H62	1:13:1299:A:N6	2.10	0.50
26:1H:1467:C:O2'	26:1H:1468:C:H5'	2.12	0.50
23:2L:32:G:C6	23:2L:33:OMC:N4	2.79	0.50
13:4I:67:GLU:CG	13:4I:71:ARG:HH21	2.25	0.50
26:1H:2280:G:C2'	26:1H:2281:C:H5'	2.41	0.50
26:14:2467:C:H4'	38:45:123:HIS:CD2	2.46	0.50
13:4I:2:ALA:HB3	13:4I:53:VAL:HG11	1.93	0.50
32:49:27:ASN:HB3	32:49:30:GLU:HG3	1.93	0.50
26:14:195:A:H4'	26:14:251:A:O2'	2.11	0.50
26:14:49:A:H5''	26:14:51:G:O4'	2.12	0.50
1:13:757:U:H2'	1:13:758:G:O4'	2.12	0.50
2:12:75:LYS:HA	2:12:78:GLN:HB2	1.92	0.50
47:H8:40:ASP:OD2	47:H8:43:GLU:HG3	2.11	0.50
1:1G:1382:C:HO2'	24:3L:34:U:H5	1.57	0.50
39:55:12:ARG:HB3	39:55:16:HIS:HB3	1.94	0.50
41:B8:107:ASP:O	41:B8:110:ILE:HG12	2.12	0.50
26:1H:1689:A:C6	26:1H:1700:A:C2	3.00	0.50
26:1H:2564:A:OP1	26:1H:2648:C:H4'	2.12	0.50
46:G8:87:LYS:O	46:G8:94:LYS:HB2	2.11	0.50
30:21:34:VAL:HG21	30:21:77:ILE:HD13	1.93	0.50
1:1G:980:C:H5'	1:1G:981:U:C6	2.46	0.50
23:2L:8:4SU:O2'	23:2L:22:A:N1	2.33	0.50
5:4E:15:ARG:CG	5:4E:26:PHE:HD2	2.25	0.50
26:14:1154:G:OP1	42:85:58:ARG:HD3	2.12	0.50
9:82:21:PRO:HA	9:82:59:PHE:HB3	1.94	0.50
26:1H:1480:G:N1	26:1H:1482:U:O2	2.45	0.50
3:22:91:LEU:HD21	3:22:101:LEU:HD11	1.94	0.50
26:1H:1354:A:H4'	29:11:39:LYS:HE3	1.93	0.50
36:25:92:GLU:HG2	36:25:113:LYS:HZ2	1.75	0.50
27:1J:7:G:N2	40:65:38:GLN:OE1	2.40	0.50
1:13:453:A:H4'	16:7I:72:ARG:HB2	1.93	0.50
29:19:16:MET:HE1	29:19:208:LYS:HE2	1.92	0.50
20:BA:49:ALA:HB3	20:BA:100:ILE:HD13	1.93	0.50
1:1G:224:C:H2'	1:1G:225:C:C6	2.47	0.50
1:1G:256:U:H2'	1:1G:257:G:C8	2.46	0.50
1:13:1121:U:C4	1:13:1122:U:C4	2.99	0.50
1:13:38:G:C2	1:13:397:A:C2	3.00	0.50
26:1H:1188:U:C4'	43:D8:79:VAL:HG22	2.41	0.50
26:14:1374:G:H2'	26:14:1375:C:C6	2.47	0.50
30:29:120:TRP:CG	30:29:155:LYS:HB3	2.47	0.50

Continued on next page...

Continued from previous page...

Atom-1	Atom-2	Interatomic distance (Å)	Clash overlap (Å)
2:12:78:GLN:O	2:12:94:ASN:ND2	2.40	0.50
18:9A:36:ASN:ND2	18:9A:38:GLU:OE1	2.45	0.50
26:14:571:A:H5'	26:14:2030:A:N7	2.27	0.50
26:14:2037:G:H2'	26:14:2038:G:C8	2.47	0.50
53:J5:51:TYR:O	53:J5:55:ARG:NH1	2.40	0.50
8:7E:134:ILE:HG22	8:7E:135:CYS:SG	2.52	0.50
17:8I:28:PRO:HA	17:8I:34:LYS:O	2.12	0.50
1:13:998:G:N2	1:13:1043:C:O2	2.43	0.50
1:1G:1512:U:H2'	1:1G:1513:A:C8	2.47	0.50
26:14:1970:A:H4'	26:14:1970:A:OP1	2.12	0.50
26:14:234:C:H2'	26:14:235:U:H6	1.77	0.50
47:H8:126:VAL:HG12	47:H8:163:LEU:HD23	1.94	0.50
26:14:1858:G:N2	26:14:1883:G:H2'	2.27	0.50
55:Q8:34:TRP:CZ2	55:Q8:35:GLN:NE2	2.80	0.50
26:14:1449:A:H8	26:14:1449:A:OP2	1.94	0.50
34:69:130:TYR:O	34:69:131:LYS:HD3	2.12	0.50
1:1G:994:A:C4	14:5A:5:ALA:HB2	2.46	0.50
9:8E:28:VAL:HG22	9:8E:63:ILE:HB	1.93	0.50
22:1K:76:A:O5'	26:1H:2602:A:N6	2.45	0.49
1:13:664:G:P	18:9I:64:ARG:HH21	2.34	0.49
30:21:34:VAL:HG22	30:21:48:GLN:HB3	1.94	0.49
42:C8:50:ARG:HH12	43:D8:72:VAL:HG23	1.77	0.49
30:29:52:LEU:HD12	30:29:53:PRO:HD2	1.92	0.49
26:1H:1049:C:H2'	26:1H:1050:A:H5'	1.94	0.49
1:13:1127:G:N7	1:13:1128:C:N4	2.59	0.49
1:13:68:G:C2	1:13:69:G:C8	2.99	0.49
11:2A:27:ASN:ND2	11:2A:55:LYS:HB3	2.23	0.49
26:14:2839:G:H21	39:55:92:GLY:CA	2.24	0.49
29:11:108:PRO:HG3	29:11:143:HIS:CE1	2.46	0.49
14:5A:59:ALA:HB1	14:5A:61:TRP:HZ3	1.77	0.49
55:M5:33:ASN:O	55:M5:34:TRP:C	2.50	0.49
26:14:389:G:N1	37:35:71:VAL:HG12	2.26	0.49
39:98:97:VAL:HG22	39:98:114:VAL:HG12	1.94	0.49
35:15:35:ARG:HB3	35:15:42:TRP:HZ3	1.75	0.49
26:14:817:C:H2'	26:14:818:G:O4'	2.12	0.49
26:1H:276:A:C8	26:1H:278:A:N6	2.80	0.49
26:1H:2801:A:H5'	26:1H:2895:U:O2'	2.12	0.49
40:A8:26:LEU:HD23	40:A8:87:PHE:HD1	1.76	0.49
4:32:70:ILE:HD11	4:32:75:PHE:CD2	2.46	0.49
11:2I:73:MET:CE	11:2I:103:LEU:HD13	2.42	0.49
2:12:35:GLU:HA	2:12:40:HIS:HD1	1.77	0.49

Continued on next page...

Continued from previous page...

Atom-1	Atom-2	Interatomic distance (Å)	Clash overlap (Å)
40:A8:34:HIS:CD2	40:A8:54:LEU:HD23	2.47	0.49
26:14:172:C:H2'	26:14:173:G:H8	1.77	0.49
32:41:139:LEU:HD13	32:41:146:TYR:CD2	2.46	0.49
32:41:144:ILE:HG22	32:41:146:TYR:H	1.77	0.49
47:H8:48:PHE:CE1	47:H8:52:SER:HA	2.46	0.49
26:1H:2292:C:OP1	40:A8:17:ARG:NH2	2.45	0.49
26:1H:572:A:H5''	26:1H:573:G:OP2	2.12	0.49
1:1G:583:A:H2'	1:1G:584:G:O4'	2.12	0.49
26:1H:1486:A:H2'	26:1H:1487:G:C8	2.47	0.49
1:1G:1453:G:H3'	20:BA:39:LYS:NZ	2.26	0.49
24:3L:37:A:H2'	24:3L:38:A:C8	2.47	0.49
1:13:1533:C:O2'	1:13:1534:A:OP1	2.24	0.49
26:1H:443:A:H1'	26:1H:1201:C:O4'	2.11	0.49
1:13:1116:C:O2'	9:8E:108:VAL:HG21	2.12	0.49
17:8I:13:ASP:OD2	17:8I:53:LEU:HD13	2.12	0.49
29:19:141:VAL:HG23	29:19:162:SER:HB2	1.93	0.49
26:1H:1751:C:H2'	26:1H:1752:C:C6	2.47	0.49
43:95:1:MET:HB3	43:95:42:GLY:HA3	1.94	0.49
27:1J:70:C:H2'	27:1J:71:C:H6	1.76	0.49
1:1G:888:G:O2'	1:1G:1488:G:O2'	2.23	0.49
7:62:67:GLU:HA	7:62:70:LYS:NZ	2.26	0.49
26:14:184:C:H2'	26:14:185:U:C6	2.47	0.49
37:78:30:THR:HG21	37:78:35:HIS:H	1.77	0.49
26:1H:1727:U:H2'	26:1H:1728:G:O4'	2.13	0.49
1:1G:1291:G:O3'	9:82:39:GLY:HA3	2.12	0.49
1:1G:1222:G:C6	1:1G:1223:C:C4	3.01	0.49
24:3K:17:U:H3'	24:3K:18:G:C5'	2.42	0.49
30:29:37:ARG:HA	30:29:42:ASP:OD2	2.12	0.49
26:1H:2579:C:H2'	26:1H:2580:U:O4'	2.11	0.49
7:62:92:SER:HB2	7:62:94:ARG:HH21	1.77	0.49
1:13:1128:C:C5	1:13:1139:G:C2	3.00	0.49
22:1K:14:A:C6	22:1K:22:G:C5	3.00	0.49
42:C8:92:ARG:HD2	43:D8:11:GLN:HB2	1.94	0.49
1:1G:1157:A:H61	1:1G:1177:G:H1	1.59	0.49
50:K8:42:GLY:C	50:K8:44:LEU:N	2.65	0.49
35:58:130:HIS:C	35:58:134:ARG:HH22	2.15	0.49
26:1H:2301:C:H2'	26:1H:2302:G:C8	2.47	0.49
1:1G:625:G:H2'	1:1G:626:U:C6	2.47	0.49
1:13:827:U:C5	1:13:870:U:C4	3.00	0.49
27:16:8:U:O3'	40:A8:25:ARG:NH2	2.45	0.49
1:1G:1205:U:H2'	1:1G:1206:G:C8	2.46	0.49

Continued on next page...

Continued from previous page...

Atom-1	Atom-2	Interatomic distance (Å)	Clash overlap (Å)
26:1H:2138:C:N3	26:1H:2153:G:N2	2.60	0.49
1:13:1264:C:H2'	1:13:1265:G:H8	1.76	0.49
37:35:85:LEU:HD22	37:35:115:LEU:O	2.12	0.49
1:13:376:G:H2'	1:13:377:G:H8	1.77	0.49
27:1J:44:G:H1'	27:1J:47:C:N4	2.26	0.49
37:35:19:VAL:HG13	37:35:21:ARG:HG2	1.94	0.49
7:62:47:CYS:O	7:62:50:ILE:HG22	2.11	0.49
26:1H:455:C:N3	26:1H:473:G:H5'	2.28	0.49
26:14:2760:C:H2'	26:14:2761:G:H8	1.77	0.49
38:45:57:HIS:NE2	38:45:116:GLU:HG2	2.27	0.49
26:1H:2887:U:H2'	26:1H:2888:C:C6	2.48	0.49
26:14:1789:A:H2'	26:14:1790:C:O4'	2.13	0.49
33:51:4:ILE:HG21	33:51:6:ARG:CZ	2.43	0.49
12:3I:66:VAL:HG21	12:3I:98:TYR:CE1	2.47	0.49
1:1G:5:U:O3'	4:32:84:LYS:HB3	2.11	0.49
26:1H:1897:G:H2'	26:1H:1898:U:O4'	2.13	0.49
46:G8:30:VAL:HG13	46:G8:37:VAL:HG12	1.93	0.49
51:H5:8:LEU:HD12	51:H5:28:LEU:HB3	1.94	0.49
32:49:101:ILE:O	32:49:105:LYS:N	2.23	0.49
26:14:57:C:H2'	26:14:58:G:O4'	2.12	0.49
26:14:1581:G:H2'	26:14:1582:C:O4'	2.12	0.49
1:13:667:G:H4'	15:6I:51:HIS:CE1	2.47	0.49
26:1H:2703:C:H2'	26:1H:2704:C:H6	1.77	0.49
36:25:68:GLU:H	36:25:68:GLU:CD	2.14	0.49
34:61:138:ILE:HG12	34:61:139:GLN:H	1.78	0.49
7:62:62:PHE:HA	7:62:124:LEU:HD22	1.95	0.49
26:14:2152:G:N3	26:14:2152:G:H2'	2.26	0.49
26:14:2151:G:H2'	26:14:2152:G:O4'	2.13	0.49
1:1G:1023:G:H5'	1:1G:1024:G:OP2	2.11	0.49
26:14:1003:G:O2'	26:14:1010:A:N1	2.32	0.49
26:14:1003:G:N2	26:14:1153:C:C2	2.81	0.49
9:82:20:ARG:HG3	9:82:60:ASP:HB2	1.94	0.49
26:1H:1778:U:H2'	26:1H:1784:A:H62	1.76	0.49
26:1H:1428:C:N4	26:1H:1570:A:OP2	2.37	0.49
49:F5:15:ALA:O	49:F5:40:ARG:HG3	2.11	0.49
26:1H:2395:C:H5''	26:1H:2396:G:OP2	2.12	0.49
26:14:1259:G:O2'	26:14:1260:G:H5'	2.12	0.49
19:AA:61:TYR:CE2	19:AA:63:THR:HA	2.47	0.49
26:14:2168:G:H21	26:14:2170:A:P	2.35	0.49
38:45:52:VAL:HG12	38:45:56:ARG:HH11	1.77	0.49
38:45:19:GLY:O	38:45:99:PRO:HD2	2.11	0.49

Continued on next page...

Continued from previous page...

Atom-1	Atom-2	Interatomic distance (Å)	Clash overlap (Å)
26:14:90:U:O2'	26:14:91:A:H8	1.95	0.49
40:A8:106:ARG:HH11	40:A8:107:GLU:CG	2.25	0.49
26:1H:2166:G:H2'	26:1H:2168:G:OP2	2.12	0.49
13:4I:4:ILE:HG22	13:4I:5:ALA:H	1.76	0.49
34:61:77:LEU:CD1	34:61:140:LEU:HB3	2.42	0.49
26:1H:710:G:H2'	26:1H:711:G:C8	2.46	0.49
8:72:17:THR:HG22	8:72:78:GLN:NE2	2.27	0.49
26:1H:1374:G:H2'	26:1H:1375:C:C6	2.46	0.49
26:14:251:A:C5	26:14:252:G:H1'	2.47	0.49
44:A5:110:LYS:HG3	44:A5:111:HIS:ND1	2.27	0.49
7:6E:113:GLU:HG3	7:6E:118:VAL:HG12	1.94	0.49
26:1H:270(E):G:N2	26:1H:270(U):C:N3	2.58	0.49
1:13:868:C:H2'	1:13:869:G:O4'	2.11	0.49
26:14:760:G:H2'	26:14:761:A:O4'	2.11	0.49
26:14:374:A:H3'	26:14:375:C:H6	1.77	0.49
36:68:113:LYS:O	36:68:116:SER:OG	2.27	0.49
7:6E:13:GLN:O	7:6E:24:THR:HG21	2.12	0.49
1:13:1163:C:H2'	1:13:1164:G:H8	1.77	0.49
1:13:887:G:H1	1:13:910:C:H42	1.59	0.49
26:14:1225:C:H4'	43:95:85:LYS:HB2	1.93	0.49
47:H8:77:ASP:OD2	47:H8:80:ARG:HD2	2.12	0.49
23:2L:23:G:H2'	23:2L:24:C:C6	2.46	0.49
10:1A:26:ALA:O	10:1A:84:GLN:HG2	2.11	0.49
24:3K:45:G:H4'	24:3K:46:G:OP1	2.13	0.49
26:1H:1331:A:O2'	26:1H:1332:G:C8	2.66	0.49
26:14:2789:C:C2	26:14:2894:G:N2	2.80	0.49
33:51:157:TYR:O	33:51:158:HIS:ND1	2.45	0.49
40:A8:88:ASP:O	40:A8:90:GLY:N	2.44	0.49
4:32:112:VAL:HG12	4:32:116:GLN:OE1	2.12	0.49
39:98:48:VAL:HA	39:98:51:LEU:HB2	1.95	0.49
1:1G:501:C:OP2	12:3A:124:LYS:HE2	2.11	0.49
27:1J:88:C:H5''	27:1J:89:G:C5	2.47	0.49
1:1G:198:G:H2'	1:1G:199:G:C8	2.47	0.49
38:45:117:ALA:HA	38:45:120:ILE:HB	1.94	0.49
1:1G:9:G:OP1	5:42:122:GLU:HB2	2.11	0.49
47:H8:139:VAL:HG22	47:H8:155:LEU:HD22	1.95	0.49
26:1H:539:G:H2'	26:1H:540:G:C8	2.47	0.49
53:N8:33:CYS:SG	53:N8:40:LYS:HD3	2.53	0.49
32:41:107:LEU:HD21	32:41:178:PHE:CE1	2.47	0.49
3:22:33:LEU:HD12	3:22:36:ASP:HB3	1.95	0.49
44:A5:78:GLU:OE1	44:A5:99:ARG:HD2	2.12	0.49

Continued on next page...

Continued from previous page...

Atom-1	Atom-2	Interatomic distance (Å)	Clash overlap (Å)
38:88:51:ARG:HH21	38:88:52:VAL:CG2	2.26	0.49
26:1H:1168:G:H1	26:1H:1181:C:H42	1.60	0.49
26:14:1665:A:H2'	26:14:1666:G:O4'	2.12	0.49
3:22:175:LEU:HD21	3:22:201:TYR:CE2	2.48	0.49
3:2E:111:LEU:HD21	3:2E:145:GLY:O	2.12	0.49
26:1H:384:U:H2'	26:1H:385:C:H6	1.76	0.49
35:58:55:VAL:HB	35:58:126:PRO:HA	1.92	0.49
1:1G:685:G:O2'	1:1G:686:U:H5'	2.11	0.49
39:98:18:LEU:HD11	39:98:22:ARG:CZ	2.41	0.49
26:1H:1949:G:H1	26:1H:1957:C:H42	1.60	0.49
36:68:120:GLU:OE1	41:B8:67:SER:OG	2.22	0.49
26:14:1062:G:O6	26:14:1074:G:N2	2.37	0.49
48:E5:48:GLY:HA3	48:E5:80:HIS:ND1	2.28	0.49
26:1H:1796:U:H2'	26:1H:1797:C:C6	2.47	0.49
43:D8:1:MET:SD	43:D8:43:GLU:HG2	2.53	0.49
26:1H:1860:G:OP1	28:71:210:ARG:NH2	2.45	0.49
24:3L:19:G:OP2	24:3L:57:G:N2	2.43	0.49
26:1H:1728:G:H2'	26:1H:1731:G:O6	2.12	0.49
26:14:780:G:N2	26:14:783:A:H62	1.96	0.49
20:BI:79:ARG:HG2	20:BI:83:ARG:HH11	1.76	0.49
26:1H:1328:G:H2'	26:1H:1330:C:C5	2.47	0.49
24:3L:15:G:H2'	24:3L:59:A:N1	2.27	0.49
26:14:459:U:H2'	26:14:460:A:C8	2.47	0.49
29:19:35:LYS:HD2	29:19:61:LEU:HG	1.94	0.49
1:1G:1187:G:H3'	1:1G:1188:A:H8	1.76	0.49
13:4I:31:LYS:N	13:4I:31:LYS:HD2	2.27	0.49
28:71:22:ILE:HG23	28:71:189:ILE:HD12	1.93	0.49
23:2K:47:G7M:HN72	23:2K:48:U:O4	2.12	0.49
26:1H:29:U:H2'	26:1H:30:G:H8	1.74	0.49
1:13:700:G:H4'	1:13:704:A:H1'	1.95	0.49
31:31:39:TRP:CH2	31:31:106:ARG:HD2	2.48	0.49
40:65:15:ARG:HB3	40:65:19:LYS:NZ	2.28	0.49
40:65:42:ASP:O	40:65:43:GLU:HG2	2.12	0.49
26:14:1784:A:H4'	26:14:1785:A:O5'	2.13	0.49
26:14:2346:A:C2	26:14:2383:G:C2	3.01	0.49
26:14:2298:A:H1'	26:14:2321:G:N2	2.28	0.49
32:49:16:ARG:O	32:49:20:ILE:HG13	2.12	0.49
1:1G:1061:G:H2'	1:1G:1062:U:H6	1.78	0.49
26:1H:32:C:C2'	26:1H:33:U:H5'	2.43	0.49
1:13:1197:G:C2'	1:13:1198:G:H5'	2.43	0.49
48:I8:40:GLN:NE2	48:I8:45:PHE:O	2.40	0.49

Continued on next page...

Continued from previous page...

Atom-1	Atom-2	Interatomic distance (Å)	Clash overlap (Å)
26:14:521:G:H2'	26:14:522:G:H8	1.78	0.49
26:14:106:C:H2'	26:14:107:C:H6	1.78	0.49
26:14:1028:A:N6	26:14:1125:G:H2'	2.27	0.49
45:B5:27:THR:HG22	45:B5:80:ILE:HG13	1.94	0.49
27:1J:22:U:H5'	27:1J:23:G:OP2	2.11	0.49
27:16:6:C:H2'	27:16:7:G:O4'	2.13	0.49
7:6E:149:ARG:HG2	11:2I:59:TYR:CZ	2.48	0.49
26:1H:580:C:H2'	26:1H:581:C:H6	1.77	0.49
26:1H:302:C:H2'	26:1H:303:U:C6	2.47	0.49
26:14:1036:G:OP2	26:14:1036:G:H8	1.94	0.49
37:78:50:ARG:HH21	37:78:50:ARG:HG3	1.77	0.49
26:14:1762:A:N6	60:14:3480:HOH:O	2.45	0.49
13:4I:3:ARG:HH21	13:4I:9:ILE:HD11	1.76	0.49
26:1H:2308:G:N3	26:1H:2308:G:H2'	2.27	0.49
46:C5:87:LYS:NZ	46:C5:89:PHE:CD1	2.81	0.49
26:1H:307:G:N2	26:1H:309:G:H3'	2.28	0.49
26:1H:330:A:O2'	26:1H:331:A:H8	1.96	0.49
27:1J:109:G:C6	27:1J:110:G:C5	3.01	0.49
1:13:1023:G:H3'	1:13:1024:G:H5''	1.95	0.49
33:51:40:GLU:HB3	33:51:55:PRO:HG2	1.94	0.49
1:1G:1329:A:H2'	1:1G:1330:U:O4'	2.12	0.49
42:C8:88:ILE:O	42:C8:88:ILE:HG22	2.12	0.49
26:1H:276:A:N7	26:1H:278:A:N6	2.57	0.49
30:29:7:VAL:HG12	30:29:8:LYS:H	1.77	0.49
12:3A:117:ARG:NH2	12:3A:124:LYS:HG3	2.28	0.49
26:14:271(A):C:O2'	26:14:271(B):G:H5'	2.12	0.49
37:35:85:LEU:HA	37:35:88:LEU:HD22	1.94	0.49
6:52:91:VAL:HG21	18:9A:72:ARG:HD3	1.94	0.49
22:1L:53:G:C2'	22:1L:54:5MU:H5''	2.42	0.49
26:14:654(B):C:HO2'	26:14:654(C):G:H8	1.61	0.49
1:1G:1386:G:O2'	1:1G:1387:G:H5'	2.13	0.49
1:1G:1225:A:H5''	1:1G:1226:C:OP2	2.13	0.49
26:14:1050:A:H2	26:14:2751:G:HO2'	1.58	0.49
26:14:2462:U:H2'	26:14:2463:C:C6	2.47	0.49
5:4E:64:ARG:NH1	5:4E:64:ARG:HG2	2.26	0.49
26:1H:270(E):G:H1	26:1H:270(U):C:H42	1.60	0.49
35:15:21:LYS:O	35:15:60:ILE:HG13	2.12	0.49
1:1G:1232:U:H2'	1:1G:1233:G:O4'	2.12	0.49
1:13:1417:G:C6	1:13:1482:G:C6	3.00	0.49
26:14:1454:U:OP1	39:55:77:ARG:HD3	2.12	0.49
35:15:96:GLU:O	35:15:100:GLU:HG3	2.12	0.49

Continued on next page...

Continued from previous page...

Atom-1	Atom-2	Interatomic distance (Å)	Clash overlap (Å)
29:19:133:LEU:HD13	29:19:173:VAL:CG1	2.42	0.49
31:39:23:ASP:OD1	31:39:23:ASP:N	2.43	0.49
22:1K:43:U:H6	22:1K:43:U:O5'	1.95	0.49
26:1H:2453:A:H2'	26:1H:2454:G:O4'	2.12	0.49
26:14:815:C:H2'	26:14:816:C:H6	1.78	0.49
26:1H:250:G:H2'	26:1H:251:A:C8	2.48	0.49
27:16:44:G:C2	27:16:48:A:C2	3.00	0.49
52:M8:14:ILE:CG2	52:M8:21:VAL:HB	2.43	0.49
1:1G:1371:G:OP2	9:82:11:LYS:HG2	2.13	0.49
4:32:31:CYS:C	4:32:33:MET:N	2.64	0.49
26:1H:701:G:N2	26:1H:731:C:O2	2.45	0.49
26:1H:1443:G:C2	26:1H:1549:C:N3	2.81	0.49
3:22:50:ALA:HB1	3:22:72:LYS:HB2	1.94	0.49
22:1L:8:U:H2'	22:1L:13:C:H42	1.77	0.49
24:3K:66:A:H5'	24:3K:67:C:OP2	2.13	0.49
1:13:1126:U:C5	1:13:1127:G:C2	3.00	0.49
33:51:158:HIS:HA	33:51:170:ARG:HH21	1.78	0.49
1:1G:1180:A:OP2	9:82:97:LYS:NZ	2.46	0.49
26:1H:1210:A:H8	26:1H:1210:A:H5'	1.76	0.49
26:14:1729:A:C6	26:14:1731:G:C5	3.01	0.49
1:1G:1431:C:H2'	1:1G:1432:G:O4'	2.12	0.49
46:C5:75:ILE:HA	46:C5:80:GLY:HA2	1.94	0.49
1:1G:1145:C:H5''	1:1G:1146:A:OP1	2.13	0.49
1:13:475:G:H3'	1:13:476:G:H8	1.78	0.49
26:14:389:G:H1	37:35:71:VAL:HG12	1.78	0.49
1:1G:1330:U:H4'	13:4A:23:TYR:CE1	2.47	0.49
26:14:1203:G:OP2	26:14:1204:A:H2'	2.13	0.49
9:82:17:VAL:HG11	9:82:81:ILE:HA	1.94	0.49
23:2L:17:C:H3'	23:2L:18:C:H2'	1.93	0.49
1:1G:1084:G:C5	1:1G:1085:U:C4	3.00	0.49
29:11:223:GLY:HA3	29:11:231:HIS:ND1	2.27	0.49
26:1H:2123:G:N2	28:71:42:GLU:OE2	2.45	0.49
1:13:652:U:O4	1:13:752:G:O2'	2.13	0.49
45:B5:5:TYR:HD1	50:G5:33:MET:SD	2.36	0.49
26:14:1590:U:H2'	26:14:1591:G:C8	2.48	0.49
26:14:2208:U:H4'	29:19:151:LYS:HG2	1.92	0.49
12:3I:66:VAL:HG22	12:3I:67:THR:N	2.28	0.49
26:14:717:G:H2'	26:14:718:A:O4'	2.12	0.49
36:25:71:ARG:HG2	36:25:105:GLU:OE2	2.13	0.49
32:41:37:VAL:HA	32:41:158:ALA:O	2.13	0.49
1:1G:1382:C:O2'	24:3L:34:U:H5	1.94	0.49

Continued on next page...

Continued from previous page...

Atom-1	Atom-2	Interatomic distance (Å)	Clash overlap (Å)
26:1H:164:U:H5'	26:1H:165:U:OP2	2.12	0.49
26:14:372:G:OP2	49:F5:69:LYS:HE3	2.13	0.49
26:1H:1626:G:H5''	26:1H:1627:G:OP1	2.13	0.49
1:1G:181:G:O2'	1:1G:183:G:O6	2.31	0.49
45:B5:23:GLU:HG3	45:B5:25:LYS:HD2	1.95	0.49
32:49:103:LEU:HD22	32:49:178:PHE:HZ	1.76	0.49
31:31:114:VAL:HG21	31:31:202:PHE:CZ	2.48	0.49
10:1I:34:VAL:HG12	10:1I:74:ILE:HG12	1.95	0.49
26:1H:1655:A:H3'	26:1H:1656:C:H6	1.77	0.49
26:1H:2050:C:H2'	26:1H:2051:A:C8	2.47	0.49
26:14:2384:G:OP2	48:E5:55:ARG:NH1	2.43	0.49
3:2E:95:THR:HB	3:2E:97:LYS:HG3	1.95	0.49
7:62:106:GLN:O	7:62:110:GLN:HG2	2.12	0.49
29:11:183:ARG:CD	29:11:270:ILE:HG12	2.42	0.49
30:21:117:MET:O	30:21:118:LYS:HB3	2.13	0.49
26:1H:1729:A:O2'	26:1H:1730:U:O5'	2.24	0.49
9:82:119:ALA:O	9:82:120:ARG:HB2	2.13	0.49
14:5A:3:ARG:O	14:5A:6:LEU:HD13	2.12	0.49
26:1H:1535:U:H3'	26:1H:1537:C:C5	2.48	0.49
31:39:25:PRO:HA	31:39:27:GLU:OE1	2.13	0.49
10:1I:32:ALA:H	10:1I:78:ASN:HB2	1.78	0.49
13:4A:86:CYS:HB2	19:AA:73:GLU:HB3	1.95	0.49
1:1G:1021:G:H2'	1:1G:1022:G:C8	2.48	0.49
9:82:21:PRO:HA	9:82:59:PHE:HD1	1.78	0.49
49:F5:35:THR:O	49:F5:35:THR:HG23	2.13	0.49
26:1H:227:A:C2	26:1H:2407:G:H1'	2.48	0.49
22:1L:28:U:N3	22:1L:42:A:H2	2.08	0.49
26:14:1181:C:H2'	26:14:1182:A:C8	2.47	0.49
19:AI:51:VAL:O	19:AI:57:HIS:HA	2.13	0.49
1:1G:1521:G:H2'	1:1G:1522:U:H6	1.76	0.49
34:69:133:HIS:CD2	34:69:134:PRO:HD3	2.47	0.49
30:21:36:ARG:NH1	30:21:85:ASN:OD1	2.46	0.49
26:1H:2705:A:H3'	26:1H:2706:G:H8	1.77	0.49
1:13:237:C:O3'	17:8I:25:ARG:NH2	2.46	0.49
32:41:110:ALA:HA	32:41:140:ILE:O	2.12	0.49
1:13:965:A:OP1	1:13:1198:G:H5''	2.12	0.49
32:49:60:LEU:HD21	32:49:92:VAL:HG11	1.95	0.49
42:85:47:TYR:CZ	42:85:51:LYS:HE2	2.48	0.49
26:14:1970:A:OP2	60:14:3421:HOH:O	2.20	0.49
30:29:111:ARG:HB2	30:29:160:TYR:HB3	1.94	0.49
38:45:132:VAL:HG21	47:D5:81:ARG:HE	1.76	0.49

Continued on next page...

Continued from previous page...

Atom-1	Atom-2	Interatomic distance (Å)	Clash overlap (Å)
2:1E:106:LYS:O	2:1E:110:GLN:HG3	2.12	0.49
17:8A:5:VAL:HA	17:8A:59:ILE:O	2.13	0.49
26:1H:1935:G:H1'	26:1H:1964:G:N2	2.28	0.49
26:1H:665:C:H2'	26:1H:666:G:C8	2.48	0.49
1:1G:1317:C:C3'	1:1G:1318:A:H5'	2.43	0.49
44:A5:29:LEU:O	44:A5:33:ARG:HB2	2.13	0.49
7:6E:63:LYS:HD2	7:6E:63:LYS:O	2.13	0.49
26:14:443:A:H1'	26:14:1201:C:O4'	2.13	0.49
1:1G:250:A:H4'	1:1G:251:G:O5'	2.13	0.49
26:1H:621:A:O4'	26:1H:621:A:N3	2.43	0.49
4:3E:122:ARG:NH2	4:3E:134:ASP:CB	2.74	0.49
31:39:126:VAL:N	31:39:194:MET:O	2.46	0.49
47:H8:30:ASN:ND2	47:H8:90:VAL:HG13	2.27	0.49
22:1K:4:U:H3'	22:1K:5:C:H6	1.78	0.49
1:1G:1279:A:H5''	1:1G:1280:A:OP2	2.13	0.49
26:14:1047:G:N3	26:14:1047:G:H2'	2.28	0.49
2:1E:16:HIS:N	2:1E:16:HIS:CD2	2.81	0.49
1:1G:976:G:N2	1:1G:1362:C:H2'	2.28	0.49
19:AA:11:VAL:HG13	19:AA:39:THR:H	1.77	0.49
30:21:201:THR:CG2	30:21:203:LYS:H	2.24	0.49
1:13:926:G:H5''	1:13:927:G:O5'	2.13	0.49
3:22:181:ASN:OD1	3:22:204:LEU:HB2	2.13	0.49
3:22:6:HIS:HB3	14:5A:49:HIS:ND1	2.28	0.49
1:13:590:C:N3	1:13:649:G:N2	2.60	0.49
26:14:2117:A:H2'	26:14:2118:U:C6	2.48	0.49
8:7E:87:SER:HB2	8:7E:93:VAL:H	1.77	0.49
26:14:29:U:H2'	26:14:30:G:C8	2.48	0.49
46:G8:55:TYR:HB3	46:G8:58:GLY:HA3	1.95	0.49
4:32:8:VAL:HG22	4:32:115:ARG:HH12	1.78	0.49
26:14:864:G:C6	26:14:865:C:N4	2.80	0.49
1:1G:643:C:H2'	1:1G:644:G:C8	2.45	0.49
4:3E:111:ALA:HB2	4:3E:120:LEU:CD1	2.42	0.49
1:1G:1135:U:O2'	1:1G:1138:G:O6	2.27	0.49
1:1G:668:G:O2'	15:6A:46:HIS:HB3	2.13	0.49
28:71:175:VAL:HG23	28:71:176:GLY:H	1.78	0.49
26:1H:2106:G:C6	26:1H:2184:G:C2	3.01	0.49
16:7A:43:LYS:HG2	16:7A:48:TRP:HZ3	1.78	0.49
26:1H:1336:A:OP2	45:F8:64:LYS:NZ	2.37	0.49
5:42:122:GLU:HG2	5:42:131:ILE:HD12	1.95	0.49
26:1H:2355:C:H5''	26:1H:2356:C:OP2	2.13	0.49
32:41:173:LEU:HD22	32:41:178:PHE:CE2	2.48	0.49

Continued on next page...

Continued from previous page...

Atom-1	Atom-2	Interatomic distance (Å)	Clash overlap (Å)
1:13:1432:G:OP1	41:B8:107:ASP:HB2	2.13	0.49
1:1G:900:A:H2'	1:1G:901:A:O4'	2.13	0.49
31:31:107:LYS:HD2	31:31:207:GLY:H	1.78	0.49
48:E5:36:ILE:HD12	48:E5:39:ARG:HG2	1.94	0.49
31:31:164:ARG:HG3	31:31:175:THR:HB	1.94	0.49
1:1G:947:G:H5''	13:4A:109:THR:HG23	1.95	0.49
26:1H:2880:C:O2'	39:98:90:ARG:NH1	2.41	0.49
26:1H:207:A:H2'	26:1H:208:C:O4'	2.13	0.49
26:1H:1124:C:H2'	26:1H:1125:G:O4'	2.13	0.49
45:F8:12:VAL:HG23	45:F8:17:ALA:HB2	1.93	0.49
1:13:1167:A:H2'	1:13:1169:A:C8	2.48	0.49
4:3E:50:ARG:O	4:3E:50:ARG:HG3	2.11	0.49
13:4I:37:THR:O	13:4I:55:ARG:NH1	2.46	0.49
53:J5:11:THR:HG23	53:J5:15:ARG:HB3	1.95	0.49
47:D5:100:VAL:O	47:D5:124:ILE:HG22	2.13	0.49
47:D5:100:VAL:HG11	47:D5:134:PRO:HB2	1.93	0.49
26:1H:298:G:H5''	26:1H:299:A:OP1	2.13	0.49
26:1H:1440:G:H2'	26:1H:1441:G:H8	1.77	0.49
1:1G:1281:U:OP2	1:1G:1282:C:N4	2.46	0.49
26:14:2123:G:N2	26:14:2124:G:H1'	2.28	0.49
26:14:2162:G:H3'	26:14:2164:C:C5	2.48	0.49
26:14:1110:G:O2'	26:14:1111:A:H5'	2.13	0.49
24:3K:21:A:H61	24:3K:46:G:H2'	1.78	0.49
26:1H:1324:G:C4	26:1H:1328:G:O6	2.66	0.49
20:BA:49:ALA:HB2	20:BA:92:LEU:HD22	1.95	0.49
2:12:35:GLU:HG3	2:12:40:HIS:CE1	2.48	0.49
26:1H:176:G:C2'	26:1H:177:G:H5'	2.42	0.49
26:14:852:G:H2'	26:14:853:G:H8	1.78	0.49
3:2E:57:ILE:HG12	3:2E:66:VAL:HG22	1.94	0.49
26:14:1590:U:H2'	26:14:1591:G:H8	1.77	0.49
26:14:1115:G:C6	26:14:1116:C:C4	3.01	0.49
13:4I:77:ASN:O	13:4I:81:LEU:N	2.45	0.49
26:14:1278:A:H5''	39:55:36:THR:HG22	1.94	0.49
26:14:11:G:H2'	26:14:12:U:H5'	1.95	0.49
12:3A:69:TYR:CG	12:3A:90:VAL:HG21	2.48	0.49
41:75:35:LYS:HA	41:75:40:THR:HG22	1.95	0.49
1:1G:34:C:H2'	1:1G:35:G:C8	2.48	0.49
7:6E:121:ALA:O	7:6E:125:MET:HB2	2.12	0.49
26:1H:1952:A:O5'	26:1H:1952:A:H8	1.96	0.49
26:14:455:C:N3	26:14:473:G:H5'	2.27	0.49
1:1G:1306:A:C6	1:1G:1307:U:C2	3.01	0.49

Continued on next page...

Continued from previous page...

Atom-1	Atom-2	Interatomic distance (Å)	Clash overlap (Å)
1:13:421:U:OP2	1:13:422:C:N4	2.40	0.49
54:L5:11:LYS:HE3	54:L5:15:THR:OG1	2.13	0.49
33:51:143:GLN:O	33:51:146:ALA:N	2.46	0.49
26:1H:2094:G:H2'	26:1H:2095:C:O4'	2.13	0.49
26:1H:960:A:C8	26:1H:962:G:C8	3.00	0.49
1:13:255:G:C6	1:13:256:U:C4	3.01	0.48
1:13:262:A:C6	1:13:263:A:C6	3.01	0.48
26:14:2137:C:H42	26:14:2154:G:H1	1.60	0.48
55:M5:22:VAL:O	55:M5:50:LEU:HB2	2.13	0.48
5:42:92:LYS:HB2	5:42:119:LEU:HB2	1.95	0.48
1:1G:1502:A:H2	1:1G:1505:G:N1	2.06	0.48
2:1E:8:LYS:HD3	2:1E:8:LYS:H	1.77	0.48
26:1H:1510:A:O2'	26:1H:1511:A:N7	2.46	0.48
42:C8:88:ILE:C	42:C8:90:VAL:H	2.16	0.48
13:4A:84:ILE:HG23	19:AA:74:PHE:CE1	2.48	0.48
12:3A:117:ARG:HH22	12:3A:124:LYS:HG3	1.78	0.48
26:1H:547:A:O2'	26:1H:548:A:N7	2.39	0.48
50:K8:64:LEU:CD2	50:K8:68:ARG:HD2	2.42	0.48
19:AA:17:GLU:O	19:AA:20:LEU:HB2	2.13	0.48
23:2L:54:G:C5	23:2L:55:5MU:H72	2.48	0.48
1:1G:247:G:OP2	17:8A:100:LYS:HG3	2.13	0.48
29:19:121:PRO:HB3	29:19:135:PHE:CE2	2.48	0.48
1:1G:955:U:H2'	1:1G:956:U:H6	1.78	0.48
26:1H:1230:C:H2'	26:1H:1231:G:C8	2.48	0.48
26:1H:253:C:H2'	26:1H:254:G:O4'	2.13	0.48
26:14:521:G:H2'	26:14:522:G:C8	2.48	0.48
1:1G:264:U:H2'	1:1G:265:G:O4'	2.13	0.48
1:13:587:G:H4'	8:7E:3:THR:O	2.13	0.48
26:1H:1268:A:H2'	26:1H:1269:A:O4'	2.13	0.48
42:85:29:SER:OG	42:85:30:LYS:NZ	2.32	0.48
26:1H:552:G:C6	26:1H:553:U:C4	3.01	0.48
1:13:1053:G:H4'	1:13:1054:C:H5'	1.95	0.48
34:69:7:GLU:HB2	34:69:8:PRO:HD2	1.94	0.48
30:29:98:PRO:HG3	30:29:175:VAL:HG12	1.94	0.48
26:1H:2065:C:H2'	26:1H:2066:C:C6	2.48	0.48
7:6E:6:ARG:O	7:6E:6:ARG:HG3	2.12	0.48
26:14:2652:C:H2'	26:14:2653:U:O4'	2.12	0.48
1:1G:409:G:H1	1:1G:433:C:H42	1.61	0.48
29:11:201:HIS:O	29:11:204:ILE:HG13	2.13	0.48
1:13:1060:C:C5	3:2E:2:GLY:HA2	2.49	0.48
12:3A:27:LEU:CD2	12:3A:60:LEU:HB3	2.42	0.48

Continued on next page...

Continued from previous page...

Atom-1	Atom-2	Interatomic distance (Å)	Clash overlap (Å)
26:14:2140:C:H2'	26:14:2141:G:H8	1.78	0.48
2:1E:209:ARG:NH1	2:1E:239:VAL:HA	2.28	0.48
26:1H:1050:A:C8	26:1H:2751:G:C8	3.01	0.48
26:1H:2576:G:O2'	26:1H:2579:C:OP2	2.23	0.48
1:13:1145:C:H4'	1:13:1146:A:H5'	1.95	0.48
1:13:1145:C:H5''	1:13:1146:A:OP1	2.14	0.48
1:1G:1432:G:OP1	41:75:107:ASP:HB2	2.13	0.48
26:14:2688:U:H5	26:14:2720:U:OP2	1.97	0.48
5:4E:110:LEU:HD13	5:4E:118:ILE:HG21	1.95	0.48
26:14:1312:U:H4'	26:14:1313:U:O5'	2.13	0.48
26:1H:2472:G:O2'	26:1H:2478:A:N6	2.46	0.48
26:14:273(C):C:N4	26:14:363(C):G:H1	2.09	0.48
26:1H:1561:G:H2'	26:1H:1562:A:H8	1.77	0.48
1:1G:737:A:H2'	1:1G:738:C:C6	2.47	0.48
26:1H:1466:G:N3	26:1H:1547:C:N4	2.61	0.48
15:6A:70:LEU:HG	15:6A:78:TYR:HB2	1.94	0.48
1:1G:1129:C:C5	1:1G:1139:G:N1	2.81	0.48
3:22:32:LEU:HB3	3:22:59:ARG:HH12	1.78	0.48
55:M5:40:GLU:HA	55:M5:43:GLN:HB3	1.95	0.48
13:4I:82:MET:O	13:4I:83:ASP:HB3	2.14	0.48
39:55:106:GLY:O	39:55:107:ASP:HB3	2.12	0.48
1:13:411:A:O2'	1:13:413:G:H5'	2.14	0.48
31:31:36:VAL:O	31:31:40:GLN:HG3	2.12	0.48
26:1H:1188:U:O2'	26:1H:1189:A:H5'	2.12	0.48
27:16:17:C:H2'	27:16:18:G:O4'	2.13	0.48
26:14:228:A:OP1	37:35:76:LYS:NZ	2.36	0.48
1:1G:265:G:H2'	1:1G:267:C:H5	1.78	0.48
26:14:2850:A:H2'	26:14:2851:A:C8	2.48	0.48
46:C5:36:ALA:HA	46:C5:67:LEU:O	2.13	0.48
15:6A:10:LYS:HG2	15:6A:11:VAL:N	2.27	0.48
32:41:145:THR:HG23	52:M8:28:LYS:HZ1	1.78	0.48
2:1E:98:LEU:HB2	2:1E:101:MET:HG3	1.95	0.48
1:1G:652:U:H2'	1:1G:653:A:H5''	1.96	0.48
19:AI:53:ASN:O	19:AI:77:THR:HG22	2.12	0.48
26:14:971:C:H2'	26:14:972:G:O4'	2.13	0.48
30:29:173:VAL:N	30:29:183:LEU:O	2.33	0.48
8:7E:102:ARG:N	8:7E:102:ARG:HD3	2.27	0.48
26:1H:2575:C:H6	26:1H:2575:C:O5'	1.96	0.48
26:14:2832:U:H3'	26:14:2833:G:C8	2.47	0.48
26:14:97:C:H5''	50:G5:2:LYS:HA	1.95	0.48
1:1G:995:C:O2'	1:1G:996:A:H5'	2.13	0.48

Continued on next page...

Continued from previous page...

Atom-1	Atom-2	Interatomic distance (Å)	Clash overlap (Å)
1:1G:996:A:OP2	1:1G:996:A:H8	1.96	0.48
9:8E:25:LYS:HG2	9:8E:26:VAL:N	2.28	0.48
32:49:120:LEU:HG	32:49:179:PRO:O	2.13	0.48
1:1G:1343:G:H4'	9:82:122:ALA:HB3	1.93	0.48
9:8E:112:LYS:CA	9:8E:119:ALA:HB2	2.42	0.48
46:G8:100:ALA:HB1	46:G8:101:LYS:HG3	1.94	0.48
26:14:2416:C:OP1	37:35:65:ARG:O	2.31	0.48
12:3A:27:LEU:HB3	12:3A:33:ARG:HG2	1.95	0.48
28:71:4:GLY:HA3	28:71:6:ARG:HH22	1.78	0.48
37:35:59:LEU:HD23	55:M5:58:ILE:HD12	1.95	0.48
26:1H:1348:G:C3'	26:1H:1349:A:H5''	2.42	0.48
5:42:142:LEU:O	5:42:143:ARG:HD2	2.14	0.48
26:1H:1388:G:H2'	26:1H:1389:G:C8	2.47	0.48
26:14:1210:A:C5'	26:14:1212:G:H5'	2.42	0.48
1:1G:1181:G:C2	1:1G:1182:G:H1'	2.48	0.48
26:1H:945:A:OP2	60:1H:3553:HOH:O	2.19	0.48
27:1J:18:G:H1	27:1J:65:C:N4	2.09	0.48
10:1I:80:LYS:HE3	10:1I:84:GLN:HE21	1.77	0.48
1:13:191(F):U:O2	20:BI:105:SER:HB2	2.13	0.48
1:1G:539:A:H2'	1:1G:540:G:H8	1.73	0.48
30:29:56:PRO:HD2	30:29:58:ARG:NH2	2.28	0.48
26:14:878:A:H5'	26:14:900:A:H61	1.78	0.48
16:7I:20:VAL:CG2	16:7I:32:TYR:HB2	2.44	0.48
29:11:34:VAL:C	29:11:35:LYS:HZ2	2.16	0.48
23:2L:62:C:H2'	23:2L:63:C:C6	2.46	0.48
52:M8:15:ILE:O	52:M8:33:VAL:HB	2.13	0.48
26:14:686:G:H21	26:14:788:A:H61	1.59	0.48
26:1H:2705:A:O2'	26:1H:2852:G:OP1	2.23	0.48
5:4E:6:PHE:HD2	5:4E:63:ARG:HH11	1.60	0.48
12:3I:66:VAL:HG22	12:3I:67:THR:H	1.77	0.48
26:1H:552:G:H2'	26:1H:553:U:O4'	2.13	0.48
37:35:124:LYS:HA	37:35:143:GLY:O	2.14	0.48
26:1H:2649:U:H2'	26:1H:2650:U:C6	2.48	0.48
9:82:50:LEU:HD23	9:82:85:LEU:HD22	1.95	0.48
1:1G:669:U:OP1	15:6A:48:LYS:HE3	2.13	0.48
26:1H:562:U:C4	26:1H:2036:C:O4'	2.66	0.48
17:8I:22:LEU:HD12	17:8I:40:LYS:O	2.13	0.48
1:13:967:C:H3'	1:13:968:A:C8	2.48	0.48
26:14:2068:U:N3	26:14:2430:A:C2	2.70	0.48
26:14:1505:C:H2'	26:14:1506:C:C6	2.49	0.48
1:1G:789:U:O2	1:1G:792:A:H8	1.96	0.48

Continued on next page...

Continued from previous page...

Atom-1	Atom-2	Interatomic distance (Å)	Clash overlap (Å)
1:13:340:U:H2'	1:13:341:C:O4'	2.14	0.48
1:13:1070:U:H2'	1:13:1071:C:H6	1.78	0.48
26:14:445:C:O2'	26:14:446:G:H5'	2.13	0.48
1:1G:1148:U:H2'	1:1G:1149:C:O4'	2.13	0.48
26:1H:2341:G:H2'	26:1H:2342:C:C6	2.49	0.48
1:13:44:G:C2	1:13:45:U:H1'	2.48	0.48
29:11:183:ARG:HH11	29:11:269:PHE:CB	2.16	0.48
27:16:44:G:OP1	52:M8:1:MET:HE3	2.07	0.48
26:1H:862:G:H2'	26:1H:863:A:O4'	2.14	0.48
4:32:22:LYS:O	4:32:113:SER:HB3	2.13	0.48
43:D8:3:ALA:HB1	43:D8:38:LEU:HD22	1.94	0.48
4:3E:122:ARG:HH22	4:3E:134:ASP:CB	2.25	0.48
19:AI:41:VAL:H	19:AI:44:MET:HG3	1.78	0.48
19:AI:64:GLU:O	19:AI:67:VAL:HG23	2.13	0.48
42:C8:50:ARG:HH22	43:D8:72:VAL:HG23	1.79	0.48
1:13:1175:G:H2'	1:13:1176:A:C8	2.48	0.48
26:1H:140:A:H8	26:1H:1408:C:HO2'	1.55	0.48
19:AA:11:VAL:HG12	19:AA:12:ASP:H	1.78	0.48
26:1H:1320:C:O2'	26:1H:1329:U:OP2	2.20	0.48
1:1G:1008:C:N4	1:1G:1021:G:H22	2.09	0.48
36:68:76:ALA:HB3	41:B8:75:ILE:HD12	1.93	0.48
26:1H:2638:G:OP1	30:21:82:ARG:NH2	2.46	0.48
26:1H:1479:G:O2'	26:1H:1558:A:H5'	2.14	0.48
1:1G:452:A:O2'	1:1G:453:A:O5'	2.31	0.48
2:1E:72:GLY:HA2	2:1E:165:VAL:CG2	2.44	0.48
1:1G:1330:U:H5'	13:4A:24:GLY:H	1.78	0.48
2:12:168:THR:CG2	2:12:192:SER:HA	2.42	0.48
4:32:36:ARG:HB2	4:32:38:TYR:CZ	2.48	0.48
45:B5:51:VAL:HG13	45:B5:81:VAL:CG2	2.44	0.48
42:85:108:GLU:OE2	43:95:44:LYS:HB3	2.13	0.48
1:1G:9:G:H5'	5:42:122:GLU:OE2	2.12	0.48
1:1G:831:U:H3	1:1G:855:G:H1	1.62	0.48
11:2I:21:ILE:HG12	11:2I:30:VAL:HG12	1.95	0.48
35:15:104:LYS:HA	35:15:107:LEU:HD12	1.95	0.48
26:1H:2682:U:H6	26:1H:2682:U:H5'	1.78	0.48
47:H8:113:ALA:N	47:H8:114:GLY:HA2	2.28	0.48
26:1H:1769:G:O2'	26:1H:1958:C:OP1	2.25	0.48
1:1G:1354:C:H6	1:1G:1354:C:O5'	1.95	0.48
37:35:6:LEU:HA	37:35:6:LEU:HD12	1.46	0.48
1:1G:1369:C:H2'	1:1G:1370:G:H8	1.77	0.48
9:82:10:ARG:HH21	9:82:107:ARG:HB2	1.77	0.48

Continued on next page...

Continued from previous page...

Atom-1	Atom-2	Interatomic distance (Å)	Clash overlap (Å)
4:3E:148:VAL:HG21	4:3E:158:ILE:HG21	1.94	0.48
10:1A:24:VAL:HG21	10:1A:37:PRO:HD3	1.94	0.48
1:1G:1259:C:N4	1:1G:1260:C:O2	2.47	0.48
1:1G:998(A):C:H2'	1:1G:999:U:H6	1.78	0.48
2:12:71:VAL:HG11	2:12:164:VAL:HG13	1.94	0.48
42:85:91:ASP:OD1	42:85:96:ALA:HB2	2.13	0.48
8:72:110:ALA:HB3	8:72:121:ASP:HB2	1.95	0.48
1:1G:438:G:N1	1:1G:495:A:OP2	2.43	0.48
46:G8:49:VAL:HG21	46:G8:55:TYR:CE2	2.49	0.48
1:13:874:G:C6	1:13:875:C:C4	3.01	0.48
26:14:2488:A:H8	26:14:2488:A:O5'	1.95	0.48
26:14:839:U:H2'	26:14:840:C:H6	1.77	0.48
1:13:223:U:H2'	1:13:224:C:C6	2.47	0.48
26:1H:2139:C:H41	26:1H:2152:G:N2	2.12	0.48
8:7E:25:ASP:OD1	8:7E:60:ARG:HG3	2.13	0.48
4:32:63:LYS:O	4:32:67:ILE:HG13	2.14	0.48
1:1G:580:U:H2'	1:1G:581:G:O4'	2.13	0.48
26:1H:2122:U:O2	28:71:172:HIS:NE2	2.47	0.48
16:7A:68:ASP:O	16:7A:71:ARG:HB3	2.13	0.48
26:14:1106:G:H8	26:14:1107:G:C8	2.32	0.48
7:62:23:VAL:O	7:62:27:ILE:HG12	2.13	0.48
1:13:316:G:O2'	1:13:317:G:H5'	2.12	0.48
26:14:2444:G:OP2	31:39:68:LYS:NZ	2.34	0.48
40:65:26:LEU:O	40:65:88:ASP:N	2.47	0.48
36:68:53:LYS:N	36:68:53:LYS:HD2	2.27	0.48
41:B8:20:PRO:HD2	41:B8:86:ILE:HG23	1.95	0.48
6:52:5:GLU:HB3	6:52:62:TRP:HE1	1.78	0.48
26:14:946:G:H2'	26:14:947:G:C8	2.49	0.48
26:14:1839:G:C8	26:14:1927:A:H1'	2.49	0.48
1:13:179:A:H2'	1:13:180:U:C6	2.48	0.48
26:1H:654(A):A:N1	26:1H:654(T):A:N1	2.62	0.48
51:H5:8:LEU:HD22	51:H5:31:LEU:HD12	1.95	0.48
38:45:27:VAL:HG12	47:D5:81:ARG:NH2	2.29	0.48
47:D5:99:TYR:HA	47:D5:124:ILE:O	2.13	0.48
26:1H:430:G:H5''	26:1H:431:U:OP2	2.14	0.48
26:1H:1992:G:H5'	26:1H:1994:C:H41	1.78	0.48
1:1G:1517:G:H1'	26:14:1919:A:O3'	2.13	0.48
26:1H:2663:G:C2	26:1H:2664:G:H1'	2.48	0.48
1:1G:193:C:H2'	1:1G:194:C:C6	2.49	0.48
26:1H:1183:G:O2'	51:L8:29:ARG:NH1	2.46	0.48
26:1H:182:A:C6	26:1H:183:C:C4	3.02	0.48

Continued on next page...

Continued from previous page...

Atom-1	Atom-2	Interatomic distance (Å)	Clash overlap (Å)
26:14:1939:U:OP1	26:14:2604:U:O2'	2.24	0.48
26:14:1015:G:O2'	26:14:1016:G:H5'	2.13	0.48
30:21:152:LYS:HG2	35:58:78:TYR:CE1	2.49	0.48
48:E5:50:ASN:C	48:E5:62:LEU:HD12	2.34	0.48
4:32:150:GLU:O	4:32:152:SER:N	2.46	0.48
2:1E:12:GLU:HB3	2:1E:44:LEU:HD13	1.94	0.48
45:F8:57:LEU:HD23	45:F8:57:LEU:N	2.28	0.48
8:72:55:GLY:C	8:72:56:LYS:HD3	2.33	0.48
55:M5:48:PHE:CB	55:M5:49:VAL:HG22	2.30	0.48
2:12:219:VAL:CG2	2:12:221:LEU:H	2.26	0.48
38:45:102:VAL:O	38:45:102:VAL:HG12	2.13	0.48
1:1G:1371:G:OP1	9:82:11:LYS:HB3	2.14	0.48
1:13:663:A:O3'	18:9I:64:ARG:NH2	2.45	0.48
10:1I:55:LYS:O	10:1I:56:HIS:CG	2.66	0.48
26:1H:1534:G:H2'	26:1H:1534:G:N3	2.29	0.48
31:31:6:VAL:HG12	31:31:7:TYR:H	1.77	0.48
4:3E:194:LEU:HG	4:3E:196:LEU:HG	1.94	0.48
38:88:66:ILE:O	38:88:67:ARG:HB2	2.12	0.48
30:29:52:LEU:HA	30:29:52:LEU:HD12	1.55	0.48
1:1G:1037:C:H2'	1:1G:1038:C:H6	1.77	0.48
41:75:88:ILE:HG12	41:75:91:ARG:NH2	2.28	0.48
3:22:11:ARG:HB3	3:22:15:THR:OG1	2.14	0.48
1:1G:613:C:H2'	1:1G:614:A:O4'	2.14	0.48
38:45:75:THR:HB	38:45:86:GLY:HA3	1.96	0.48
1:13:827:U:C4	1:13:870:U:N3	2.82	0.48
26:1H:950:G:H2'	26:1H:951:C:C6	2.49	0.48
38:45:126:PRO:O	38:45:127:ILE:HG23	2.13	0.48
3:2E:77:ILE:HG22	3:2E:81:GLY:HA2	1.95	0.48
1:13:377:G:H5'	16:7I:5:ARG:NH1	2.27	0.48
49:F5:80:LEU:HD12	49:F5:82:LEU:CB	2.44	0.48
26:1H:184:C:H1'	26:1H:217:G:H1'	1.94	0.48
1:13:158:G:C4	1:13:159:G:C8	3.02	0.48
26:1H:1793:C:H2'	26:1H:1794:U:H6	1.79	0.48
40:A8:15:ARG:HB3	40:A8:19:LYS:HE2	1.96	0.48
40:A8:11:LYS:O	40:A8:15:ARG:HG2	2.13	0.48
11:2I:50:TYR:HD2	11:2I:54:ARG:HB2	1.77	0.48
1:13:413:G:H21	1:13:428:G:H1'	1.79	0.48
1:1G:521:G:O5'	12:3A:73:GLU:HG2	2.14	0.48
39:55:13:HIS:ND1	39:55:15:SER:HB3	2.29	0.48
1:1G:694:A:O2'	24:3L:38:A:O2'	2.24	0.48
26:14:279:C:H42	26:14:361:G:H1	1.60	0.48

Continued on next page...

Continued from previous page...

Atom-1	Atom-2	Interatomic distance (Å)	Clash overlap (Å)
26:1H:1263:U:H2'	26:1H:1264:G:O4'	2.14	0.48
26:1H:690:G:O2'	29:11:43:ARG:NH2	2.46	0.48
30:21:64:LYS:O	30:21:70:ALA:HB2	2.14	0.48
17:8A:56:VAL:O	17:8A:77:VAL:N	2.37	0.48
2:1E:27:LYS:HB2	2:1E:194:PRO:HD2	1.96	0.48
39:55:29:LEU:HB3	39:55:75:LEU:HD21	1.95	0.48
26:14:1421:G:C2	26:14:1422:G:C8	3.02	0.48
1:1G:1414:U:H2'	1:1G:1415:G:C8	2.48	0.48
38:88:55:VAL:HG12	38:88:64:ILE:HD12	1.95	0.48
26:1H:195:A:H4'	26:1H:251:A:O2'	2.13	0.48
26:1H:863:A:H2'	26:1H:864:G:H8	1.78	0.48
22:1L:1:G:H1	22:1L:72:C:N4	1.99	0.48
2:12:18:GLY:CA	2:12:41:ILE:HD13	2.44	0.48
26:1H:1533:C:C5	26:1H:1534:G:H3'	2.48	0.48
22:1K:23:A:H2'	22:1K:24:G:C1'	2.43	0.48
19:AI:5:LEU:HD22	19:AI:10:PHE:CE2	2.48	0.48
27:1J:15:A:H5'	27:1J:16:G:C8	2.48	0.48
24:3K:24:G:H8	24:3K:24:G:O5'	1.96	0.48
29:19:61:LEU:HB3	29:19:63:ARG:NH1	2.29	0.48
26:14:2286:A:H4'	26:14:2287:A:O4'	2.14	0.48
22:1L:25:C:C2	22:1L:26:A:H1'	2.49	0.48
31:39:130:ALA:H	31:39:142:TRP:HD1	1.61	0.48
31:31:78:ILE:HA	31:31:83:PHE:CD2	2.48	0.48
26:14:590:A:H2'	26:14:591:C:H6	1.79	0.48
2:1E:11:LEU:C	2:1E:13:ALA:N	2.66	0.48
37:35:84:ASN:ND2	37:35:117:GLU:HB3	2.29	0.48
8:7E:32:LYS:O	8:7E:36:LEU:HD12	2.14	0.48
1:13:686:U:O4	1:13:703:G:H1'	2.14	0.48
28:79:20:TYR:N	28:79:223:ARG:O	2.45	0.48
15:6I:39:LEU:HD13	15:6I:56:LEU:HB2	1.96	0.48
11:2I:69:ALA:O	11:2I:73:MET:HG3	2.14	0.48
26:14:870:A:C5'	38:45:6:ARG:HB3	2.44	0.48
26:14:2320:A:H1'	26:14:2321:G:C6	2.49	0.48
1:13:153:C:H42	1:13:168:G:H22	1.61	0.48
26:14:1410:G:N2	26:14:1592:C:O2	2.45	0.48
26:1H:1394:U:H4'	26:1H:1603:A:H4'	1.95	0.48
26:1H:1260:G:C5	26:1H:1261:C:C5	3.02	0.48
1:1G:1117:G:H4'	9:82:104:ARG:HD2	1.94	0.48
26:14:718:A:H3'	26:14:719:C:C6	2.48	0.48
1:13:49:U:C2	1:13:361:G:N2	2.82	0.48
34:69:130:TYR:N	34:69:136:VAL:O	2.43	0.48

Continued on next page...

Continued from previous page...

Atom-1	Atom-2	Interatomic distance (Å)	Clash overlap (Å)
1:1G:948:C:OP1	13:4A:109:THR:OG1	2.29	0.48
26:14:1569:A:H2'	26:14:1570:A:C8	2.49	0.48
26:14:2698:U:H2'	26:14:2699:C:C6	2.48	0.48
1:13:302:G:C6	1:13:303:A:C5	3.02	0.48
48:E5:24:LYS:N	48:E5:37:LEU:O	2.37	0.48
50:K8:8:LYS:O	50:K8:11:GLU:HG2	2.13	0.48
47:D5:62:PRO:O	47:D5:63:ASP:HB3	2.13	0.48
32:41:76:SER:OG	32:41:84:LYS:N	2.46	0.48
30:21:17:ASP:C	30:21:19:ARG:H	2.17	0.48
26:1H:774:A:HO2'	26:1H:775:G:H8	1.61	0.48
26:14:1891:G:C6	26:14:1892:C:C4	3.01	0.48
26:1H:1316:U:H2'	26:1H:1317:A:H8	1.78	0.48
51:H5:40:THR:HG23	51:H5:43:ILE:HG13	1.95	0.48
26:14:2690:C:OP1	39:55:17:ARG:NH1	2.40	0.48
37:78:97:PRO:HD3	37:78:126:VAL:O	2.13	0.48
32:41:101:ILE:HD12	32:41:102:PHE:N	2.28	0.48
34:69:45:LYS:HA	34:69:48:GLU:HB3	1.95	0.48
46:G8:87:LYS:HB2	46:G8:96:ILE:HD13	1.95	0.48
26:14:2822:G:O2'	26:14:2825:C:N4	2.47	0.48
1:1G:363:A:N7	12:3A:33:ARG:NH1	2.62	0.48
1:1G:985:C:H2'	1:1G:986:A:C8	2.48	0.48
30:29:81:ILE:O	30:29:82:ARG:HB2	2.12	0.48
10:1A:39:PRO:HA	10:1A:70:ARG:HD3	1.96	0.48
1:1G:1127:G:O2'	1:1G:1128:C:H5'	2.14	0.48
4:3E:67:ILE:HD13	4:3E:196:LEU:HD22	1.95	0.48
33:51:155:SER:HB2	33:51:160:LYS:O	2.14	0.48
26:14:2495:G:O3'	38:45:81:VAL:HG12	2.14	0.48
55:Q8:52:LYS:HB3	55:Q8:53:PRO:CD	2.44	0.48
26:14:2880:C:O2'	39:55:90:ARG:HD3	2.13	0.48
1:13:454:C:H3'	1:13:455:C:C5	2.48	0.48
1:1G:1325:C:H2'	1:1G:1326:C:H6	1.77	0.48
29:19:49:ILE:HD12	29:19:52:ARG:HA	1.96	0.48
39:98:51:LEU:HD13	39:98:70:LEU:HD11	1.95	0.48
1:13:1203:C:H2'	1:13:1204:A:O4'	2.14	0.48
29:19:12:SER:O	29:19:16:MET:HB2	2.14	0.48
41:B8:125:ARG:O	41:B8:129:ARG:N	2.36	0.48
1:1G:450:G:N7	1:1G:481:G:C6	2.82	0.48
26:14:557:U:H2'	26:14:558:G:H8	1.79	0.48
46:C5:83:THR:HG22	46:C5:84:ARG:H	1.77	0.48
11:2I:59:TYR:CZ	11:2I:63:LEU:HD11	2.49	0.48
7:62:73:MET:HA	7:62:91:VAL:HG23	1.94	0.48

Continued on next page...

Continued from previous page...

Atom-1	Atom-2	Interatomic distance (Å)	Clash overlap (Å)
3:2E:124:ILE:HG21	3:2E:196:LEU:HD12	1.96	0.48
12:3I:90:VAL:HB	12:3I:96:VAL:CG2	2.43	0.48
26:1H:1831:G:H2'	26:1H:1832:C:C6	2.49	0.48
26:14:212:G:H2'	26:14:213:A:O4'	2.14	0.48
1:1G:681:C:H2'	1:1G:682:G:C8	2.49	0.48
2:1E:161:ALA:O	2:1E:162:ILE:HD13	2.13	0.48
26:1H:2352:A:C4	26:1H:2366:A:C2	3.02	0.48
1:13:595:G:H1'	1:13:596:C:H5	1.77	0.48
1:13:715:A:H2'	1:13:716:A:C8	2.49	0.48
26:1H:1359:A:N3	26:1H:1359:A:H5'	2.28	0.48
33:51:83:TYR:HB2	33:51:84:SER:H	1.55	0.48
17:8A:48:GLU:CB	17:8A:50:LYS:HB2	2.36	0.48
26:14:2862:G:H2'	26:14:2863:C:C6	2.49	0.48
26:14:2176:A:H2	28:79:172:HIS:CD2	2.32	0.48
1:1G:690:G:C6	1:1G:691:G:C6	3.02	0.48
33:59:9:ILE:HG22	33:59:52:VAL:H	1.78	0.48
45:B5:63:LYS:O	45:B5:63:LYS:HD3	2.13	0.48
13:4A:22:ILE:HB	13:4A:25:ILE:HG13	1.94	0.48
26:1H:1818:U:O4	29:11:154:LYS:HE3	2.13	0.48
24:3K:51:A:N6	24:3K:63:U:H3	2.12	0.48
26:14:901:A:H3'	26:14:902:C:C6	2.48	0.48
26:1H:651:G:H4'	55:Q8:18:ALA:HB3	1.96	0.48
40:65:35:ILE:HB	40:65:97:ARG:NH2	2.27	0.48
37:35:95:VAL:HG13	37:35:125:VAL:HA	1.94	0.48
1:13:632:A:H2'	1:13:633:G:O4'	2.12	0.48
7:62:47:CYS:HB3	7:62:58:PRO:HB3	1.96	0.48
19:AI:25:LYS:HD2	19:AI:25:LYS:HA	1.66	0.48
26:14:173:G:N3	26:14:173:G:H2'	2.28	0.48
26:14:1999:C:H5''	26:14:2723:C:O2'	2.14	0.48
26:14:322:A:OP2	31:39:169:ASN:HB2	2.14	0.48
26:14:433:C:H2'	26:14:434:U:C6	2.48	0.48
39:98:22:ARG:HG2	39:98:69:ASP:HB3	1.96	0.48
9:82:49:PRO:HB3	9:82:101:PHE:CD2	2.49	0.48
26:14:2400:G:H3'	26:14:2401:U:H6	1.79	0.48
26:14:1101:U:H2'	26:14:1102:C:O4'	2.13	0.48
26:1H:271(B):G:H4'	26:1H:271(C):U:O5'	2.13	0.48
44:A5:13:SER:HB3	44:A5:16:LYS:HD2	1.96	0.48
34:61:42:SER:O	34:61:45:LYS:N	2.47	0.48
47:H8:124:ILE:HD12	47:H8:125:LEU:H	1.79	0.48
47:D5:72:ARG:HD3	47:D5:72:ARG:HA	1.70	0.48
24:3L:11:C:H42	24:3L:13:C:H41	1.60	0.48

Continued on next page...

Continued from previous page...

Atom-1	Atom-2	Interatomic distance (Å)	Clash overlap (Å)
26:1H:2369:A:H2'	26:1H:2370:G:H8	1.79	0.48
29:11:26:LYS:HB3	29:11:29:PRO:HG3	1.95	0.48
2:12:55:PHE:O	2:12:59:GLU:N	2.39	0.48
9:82:16:ARG:CZ	9:82:64:THR:HG21	2.44	0.48
26:1H:2128:C:H2'	26:1H:2129:C:O4'	2.14	0.48
37:35:101:VAL:HA	37:35:105:LEU:O	2.14	0.48
44:A5:20:VAL:O	44:A5:23:LEU:HB2	2.14	0.48
27:16:43:C:OP1	52:M8:2:LYS:HB3	2.13	0.48
6:5E:22:GLU:O	6:5E:26:ILE:HG13	2.14	0.48
1:13:474:G:C2	1:13:475:G:C4	3.01	0.48
1:13:872:A:H2'	1:13:872:A:N3	2.29	0.48
19:AA:66:MET:H	19:AA:67:VAL:HB	1.79	0.48
28:79:46:LYS:HB2	28:79:210:ARG:C	2.34	0.48
26:1H:2171:A:H2'	26:1H:2172:U:C6	2.49	0.48
26:1H:355:G:H2'	26:1H:356:G:H8	1.79	0.48
8:7E:98:LYS:CD	8:7E:98:LYS:H	2.26	0.48
26:1H:588:U:H2'	26:1H:589:C:C6	2.49	0.48
26:1H:1705:G:H2'	26:1H:1706:U:H5'	1.95	0.48
1:1G:1106:G:H4'	3:22:171:GLY:O	2.14	0.48
26:1H:1454:U:O2'	26:1H:1455:G:N7	2.43	0.48
15:6I:53:HIS:CD2	15:6I:57:LEU:HD11	2.49	0.48
11:2I:19:ALA:HB2	11:2I:32:ILE:HG23	1.96	0.48
1:13:598:U:H4'	8:7E:94:TYR:CG	2.49	0.48
1:13:635:G:O2'	17:8I:2:PRO:HD3	2.14	0.48
37:78:15:ARG:O	37:78:16:ARG:C	2.51	0.48
27:1J:56:G:H4'	27:1J:57:A:H8	1.79	0.48
1:13:1289:A:H5'	21:1F:10:ARG:NH2	2.29	0.48
26:1H:152:G:H1	26:1H:174:C:H42	1.62	0.48
37:35:138:LEU:HD12	37:35:144:GLU:OE2	2.14	0.48
34:61:144:VAL:HG13	34:61:145:VAL:HG12	1.96	0.48
33:51:15:VAL:HG22	33:51:29:PRO:HD2	1.95	0.48
1:13:765:G:H5''	1:13:766:A:OP1	2.14	0.48
1:1G:920:U:H2'	1:1G:921:U:C6	2.48	0.48
20:BA:67:ALA:HB2	20:BA:77:ALA:HB2	1.96	0.48
4:3E:60:GLU:OE2	4:3E:199:ASN:N	2.43	0.48
23:2K:10:G:N2	23:2K:27:G:H1'	2.29	0.48
26:14:1512:G:H2'	26:14:1513:C:C6	2.49	0.48
28:79:48:GLY:HA3	28:79:208:PHE:HA	1.95	0.47
26:1H:2714:G:P	60:1H:3529:HOH:O	2.72	0.47
26:14:481:G:OP2	46:C5:47:LYS:HB2	2.14	0.47
33:51:81:GLU:HB2	33:51:83:TYR:CZ	2.49	0.47

Continued on next page...

Continued from previous page...

Atom-1	Atom-2	Interatomic distance (Å)	Clash overlap (Å)
24:3K:60:U:H6	24:3K:60:U:O5'	1.97	0.47
46:C5:82:PRO:CG	46:C5:97:ARG:HB3	2.44	0.47
26:1H:1026:U:O2	26:1H:1027:A:H3'	2.14	0.47
1:1G:373:A:N3	1:1G:374:A:C8	2.82	0.47
3:22:8:ILE:HG23	3:22:16:ARG:HG2	1.94	0.47
10:1I:80:LYS:HE3	10:1I:84:GLN:NE2	2.29	0.47
1:1G:614:A:C4	1:1G:615:C:C5	3.02	0.47
28:71:15:ASP:H	28:71:222:VAL:HG13	1.79	0.47
3:22:76:VAL:HG23	3:22:84:ILE:HG13	1.96	0.47
24:3K:75:C:O2'	24:3K:76:A:H2	1.97	0.47
13:4A:25:ILE:O	13:4A:29:ARG:HB2	2.14	0.47
26:14:1161:C:H2'	26:14:1162:G:C8	2.49	0.47
37:78:71:VAL:HG13	37:78:72:PRO:CD	2.44	0.47
24:3K:27:G:N2	24:3K:44:U:H1'	2.29	0.47
26:14:1186:G:H2'	26:14:1187:G:O4'	2.14	0.47
1:13:687:A:N1	1:13:700:G:O2'	2.41	0.47
26:1H:2164:C:OP1	26:1H:2166:G:N1	2.46	0.47
1:1G:308:C:H2'	1:1G:309:G:C8	2.49	0.47
26:14:1005:C:H2'	26:14:1006:C:H6	1.77	0.47
26:14:2105:C:H2'	26:14:2106:G:H5'	1.96	0.47
2:12:114:ARG:O	2:12:118:LEU:HG	2.13	0.47
36:68:52:VAL:O	36:68:53:LYS:HD2	2.14	0.47
26:1H:1468:C:H2'	26:1H:1469:A:H8	1.79	0.47
1:1G:922:G:C6	1:1G:923:A:C6	3.02	0.47
1:13:105:G:H2'	1:13:106:C:C6	2.49	0.47
1:1G:228:A:C4'	16:7A:62:VAL:HG11	2.44	0.47
38:88:51:ARG:HH21	38:88:52:VAL:HG22	1.79	0.47
26:14:1100:C:HO2'	26:14:1101:U:H6	1.59	0.47
13:4I:66:LEU:O	13:4I:70:LEU:HB2	2.14	0.47
26:14:482:A:H5''	26:14:483:A:OP1	2.14	0.47
32:49:42:GLY:O	32:49:43:LEU:HD13	2.13	0.47
15:6A:33:THR:HG21	15:6A:85:LEU:HD22	1.95	0.47
13:4I:92:HIS:O	13:4I:95:GLY:N	2.46	0.47
26:14:952:G:C6	26:14:966:G:C6	3.01	0.47
1:1G:113:G:O4'	1:1G:354:G:H4'	2.13	0.47
28:71:20:TYR:CB	28:71:25:ALA:HB2	2.44	0.47
48:I8:36:ILE:C	48:I8:36:ILE:HD12	2.34	0.47
38:45:31:ASP:H	38:45:107:ALA:HB2	1.79	0.47
26:1H:1887:C:N4	26:1H:1888:G:N7	2.62	0.47
26:14:2295:C:N3	26:14:2296:U:H5	2.12	0.47
1:1G:1165:C:H2'	1:1G:1166:G:O4'	2.13	0.47

Continued on next page...

Continued from previous page...

Atom-1	Atom-2	Interatomic distance (Å)	Clash overlap (Å)
26:1H:1965:C:H3'	26:1H:1966:A:H2'	1.94	0.47
19:AI:31:ILE:HG23	19:AI:49:ILE:HG12	1.96	0.47
38:45:66:ILE:HD12	38:45:67:ARG:H	1.77	0.47
10:1I:57:LYS:HD2	10:1I:60:ARG:NH2	2.29	0.47
1:1G:364:A:H61	12:3A:28:LYS:HZ3	1.62	0.47
46:C5:38:ILE:HG23	46:C5:66:PRO:HA	1.96	0.47
26:1H:1021:A:C3'	26:1H:1021:A:C8	2.95	0.47
23:2L:24:C:C2	23:2L:25:U:C5	3.02	0.47
26:14:2190:G:H2'	26:14:2191:G:C1'	2.43	0.47
26:1H:1482:U:O4	26:1H:1510:A:H8	1.97	0.47
1:13:186(F):C:N3	1:13:191(B):G:N2	2.62	0.47
45:B5:75:ASP:C	45:B5:76:ARG:HG3	2.33	0.47
26:14:2055:C:H4'	26:14:2056:G:H5''	1.96	0.47
26:1H:805:G:OP2	37:78:41:ARG:HG2	2.14	0.47
26:14:1160:G:C6	26:14:1161:C:C4	3.02	0.47
26:14:2327:A:H2'	26:14:2328:A:H8	1.77	0.47
32:49:77:ILE:H	32:49:82:LEU:HD12	1.79	0.47
26:14:1197:G:C2	26:14:1250:G:C6	3.01	0.47
26:1H:721:C:H2'	26:1H:722:A:H8	1.79	0.47
1:1G:668:G:O4'	15:6A:49:ASP:HB2	2.14	0.47
53:J5:49:CYS:O	53:J5:56:LYS:HB3	2.13	0.47
26:14:1358:G:O2'	26:14:1373:A:N6	2.47	0.47
8:7E:27:PRO:HG3	8:7E:58:TYR:CE2	2.49	0.47
26:1H:1700:A:H5'	26:1H:1701:A:OP2	2.14	0.47
26:14:523:C:H4'	26:14:541:C:O2	2.14	0.47
2:1E:107:THR:HA	2:1E:110:GLN:OE1	2.14	0.47
23:2K:26:C:H2'	23:2K:27:G:O4'	2.14	0.47
1:1G:262:A:C6	1:1G:263:A:C6	3.01	0.47
26:14:1480:G:C6	26:14:1482:U:C4	3.02	0.47
2:12:86:GLU:O	2:12:89:GLY:N	2.47	0.47
26:14:2051:A:H5'	26:14:2578:G:O4'	2.15	0.47
7:62:4:ARG:HG2	7:62:5:ARG:HH11	1.79	0.47
42:C8:27:LEU:HB3	42:C8:31:SER:HB3	1.95	0.47
54:P8:26:GLY:O	54:P8:30:VAL:HG23	2.14	0.47
10:1A:27:ALA:HB1	10:1A:32:ALA:HB3	1.94	0.47
1:1G:764:C:C2'	1:1G:765:G:H5'	2.44	0.47
49:J8:20:ARG:HB3	49:J8:32:LYS:HD2	1.96	0.47
11:2I:66:LEU:HG	11:2I:97:ALA:HB1	1.96	0.47
26:14:1507:A:C4	26:14:1508:A:H1'	2.48	0.47
26:14:1310:G:OP2	54:L5:9:ARG:NE	2.47	0.47
7:6E:45:ASP:O	7:6E:49:ILE:HG13	2.14	0.47

Continued on next page...

Continued from previous page...

Atom-1	Atom-2	Interatomic distance (Å)	Clash overlap (Å)
42:85:55:ARG:HB2	42:85:55:ARG:HE	1.50	0.47
1:1G:865:A:H8	1:1G:865:A:O5'	1.97	0.47
26:1H:1475:G:C2	26:1H:1519:G:C2	3.01	0.47
29:11:26:LYS:HB2	29:11:83:GLU:HB3	1.95	0.47
46:G8:84:ARG:O	46:G8:85:VAL:HG13	2.14	0.47
1:13:130:A:N3	1:13:263:A:O2'	2.39	0.47
26:1H:1533:C:C2	26:1H:1534:G:C5	3.03	0.47
4:3E:155:LEU:HD12	4:3E:158:ILE:HD11	1.95	0.47
1:1G:1359:C:H1'	1:1G:1362:C:H41	1.78	0.47
53:N8:16:ARG:NH1	53:N8:17:ASP:CG	2.68	0.47
26:14:848:G:H2'	26:14:849:A:H8	1.76	0.47
1:13:372:C:H42	1:13:389:A:H62	1.62	0.47
49:F5:7:ILE:CD1	49:F5:91:LYS:HZ1	2.27	0.47
26:1H:568:U:H5'	26:1H:945:A:C2	2.49	0.47
26:1H:945:A:OP2	60:1H:3556:HOH:O	2.20	0.47
1:13:1308:U:OP1	13:4I:98:VAL:HG22	2.14	0.47
1:13:1036:G:H3'	1:13:1037:C:C6	2.49	0.47
26:1H:1665:A:N6	60:1H:3612:HOH:O	2.37	0.47
45:F8:27:THR:HB	45:F8:80:ILE:HG22	1.96	0.47
23:2L:2:G:H4'	48:E5:8:GLY:HA2	1.95	0.47
23:2K:54:G:O2'	23:2K:55:5MU:H5''	2.14	0.47
26:1H:285:C:H2'	26:1H:286:C:H6	1.78	0.47
1:13:1347:G:H22	1:13:1373:G:H2'	1.79	0.47
3:22:125:GLU:HG2	3:22:190:ARG:O	2.15	0.47
26:14:547:A:C6	26:14:548:A:N6	2.82	0.47
41:B8:51:ARG:HB2	41:B8:98:LYS:CD	2.44	0.47
26:1H:537:C:H2'	26:1H:539:G:C8	2.49	0.47
5:42:98:THR:HB	5:42:117:ASP:HB3	1.97	0.47
1:13:60:A:H4'	1:13:61:G:H5'	1.96	0.47
34:61:93:THR:HA	34:61:119:PRO:HB3	1.96	0.47
26:14:2751:G:H4'	26:14:2752:C:OP2	2.14	0.47
4:32:88:VAL:O	4:32:92:VAL:HG23	2.14	0.47
20:BI:49:ALA:O	20:BI:52:ALA:N	2.47	0.47
20:BI:49:ALA:HB3	20:BI:99:LEU:HD22	1.96	0.47
6:5E:100:ASN:OD1	18:9I:23:LYS:HE2	2.14	0.47
26:1H:2443:C:OP1	31:31:68:LYS:HD3	2.15	0.47
20:BA:41:ILE:HA	20:BA:44:ALA:HB3	1.96	0.47
31:31:123:LEU:HD12	31:31:124:LEU:H	1.79	0.47
49:F5:24:ALA:HB3	49:F5:27:GLU:HG2	1.96	0.47
1:1G:125:U:H3	1:1G:236:G:H1	1.63	0.47
26:14:239:U:H2'	26:14:240:G:O4'	2.13	0.47

Continued on next page...

Continued from previous page...

Atom-1	Atom-2	Interatomic distance (Å)	Clash overlap (Å)
1:13:431:A:H2'	1:13:432:A:O4'	2.14	0.47
1:1G:509:A:H5'	4:32:54:TYR:HD2	1.79	0.47
1:1G:468:A:H4'	16:7A:80:PHE:O	2.14	0.47
55:Q8:46:ARG:HG2	55:Q8:47:LYS:HB3	1.96	0.47
11:2I:121:PRO:HG2	11:2I:126:ARG:HG3	1.95	0.47
41:B8:35:LYS:HG3	41:B8:36:GLU:N	2.29	0.47
14:5A:17:LYS:HD2	14:5A:18:VAL:N	2.29	0.47
27:16:11:C:O5'	27:16:12:C:H5	1.97	0.47
1:13:68:G:H1	1:13:101:A:H61	1.62	0.47
9:82:46:ALA:HB2	9:82:74:ILE:CG2	2.40	0.47
26:14:2134:A:C4	26:14:2158:A:C8	3.02	0.47
26:14:1716:U:O2'	26:14:1717:G:H5'	2.14	0.47
27:1J:89(A):A:H5'	27:1J:90:C:OP2	2.14	0.47
34:61:67:ARG:O	34:61:71:ILE:HG22	2.13	0.47
1:13:704:A:OP2	1:13:704:A:H8	1.95	0.47
26:14:587:C:O2	37:35:33:ARG:NH1	2.46	0.47
25:4L:13:A:C4	25:4L:14:A:H1'	2.48	0.47
7:62:75:VAL:HA	7:62:88:PRO:HA	1.96	0.47
26:1H:1191:G:OP1	37:78:32:THR:HG23	2.13	0.47
26:1H:2110:G:C5	26:1H:2120:G:C8	3.02	0.47
1:1G:1448:C:N4	1:1G:1455:G:H1	2.12	0.47
26:14:957:A:N6	26:14:2459:A:C8	2.83	0.47
27:16:3:C:H2'	27:16:4:C:H6	1.79	0.47
6:52:5:GLU:HG3	6:52:93:SER:OG	2.14	0.47
23:2K:59:A:H4'	23:2K:60:A:OP1	2.15	0.47
3:2E:44:GLU:HA	3:2E:52:LEU:HD11	1.96	0.47
26:14:213:A:H5''	26:14:214:G:OP2	2.14	0.47
26:14:239:U:C2'	26:14:240:G:H5'	2.45	0.47
26:14:1672:C:H4'	26:14:2553:G:H5''	1.96	0.47
1:13:1259:C:N4	1:13:1260:C:O2	2.47	0.47
1:13:113:G:O2'	1:13:354:G:H5'	2.15	0.47
6:52:25:ILE:HD13	6:52:82:ARG:HD2	1.95	0.47
26:1H:2408:U:H2'	26:1H:2409:G:C8	2.49	0.47
34:69:125:GLU:OE2	34:69:141:LYS:NZ	2.29	0.47
1:13:9:G:C6	1:13:26:A:N6	2.83	0.47
31:39:12:LEU:HD23	31:39:14:PRO:HD3	1.97	0.47
30:21:170:LEU:HD11	30:21:187:ALA:HB3	1.96	0.47
26:1H:1647:G:P	26:1H:1647:G:H3'	2.54	0.47
36:68:68:GLU:N	36:68:68:GLU:OE2	2.47	0.47
15:6A:67:LEU:HD23	15:6A:67:LEU:HA	1.75	0.47
26:1H:975:G:H1'	26:1H:990:A:C2	2.48	0.47

Continued on next page...

Continued from previous page...

Atom-1	Atom-2	Interatomic distance (Å)	Clash overlap (Å)
22:1L:49:G:H2'	22:1L:50:C:C6	2.49	0.47
26:14:61:G:P	50:G5:50:ILE:HD13	2.55	0.47
46:G8:87:LYS:HD3	46:G8:88:LYS:N	2.29	0.47
1:13:1060:C:HO2'	10:1I:56:HIS:CE1	2.32	0.47
26:14:2141:G:H1	26:14:2150:U:H3	1.61	0.47
26:14:2190:G:H2'	26:14:2191:G:H1'	1.96	0.47
26:1H:49:A:H5''	26:1H:51:G:O4'	2.15	0.47
1:13:650:G:H2'	1:13:651:C:H6	1.79	0.47
22:1L:29:U:H2'	22:1L:30:G:O4'	2.13	0.47
26:14:389:G:H22	37:35:72:PRO:CD	2.28	0.47
32:49:115:ARG:HG3	32:49:136:ARG:HH12	1.79	0.47
26:1H:1174:A:H1'	26:1H:1178:C:N3	2.30	0.47
26:14:1340:U:H4'	26:14:1394:U:O2'	2.14	0.47
24:3K:25:C:C4	24:3K:26:A:C8	3.03	0.47
24:3K:26:A:H2'	24:3K:27:G:H5'	1.96	0.47
26:14:270(L):U:C2	34:69:50:ARG:NH1	2.83	0.47
26:1H:2165:G:O2'	26:1H:2166:G:H5'	2.14	0.47
26:1H:2199:A:C4	26:1H:2205:C:C6	3.02	0.47
52:M8:15:ILE:HB	52:M8:32:TYR:HA	1.97	0.47
26:14:909:A:O2'	26:14:910:A:H5''	2.14	0.47
26:1H:1336:A:H2'	26:1H:1337:G:C8	2.49	0.47
1:13:415:A:H3'	1:13:416:G:H8	1.79	0.47
26:14:2747:G:O6	26:14:2755:C:H5''	2.15	0.47
6:5E:67:MET:HB2	6:5E:68:PRO:HD2	1.96	0.47
2:12:147:LYS:HD2	2:12:148:TYR:CE1	2.50	0.47
24:3L:37:A:H2'	24:3L:38:A:O4'	2.15	0.47
26:14:184:C:H2'	26:14:185:U:H6	1.78	0.47
1:13:1097:C:O2'	1:13:1169:A:N3	2.38	0.47
1:13:1053:G:O5'	1:13:1054:C:H3'	2.14	0.47
30:21:65:GLY:HA2	30:21:70:ALA:HB3	1.96	0.47
26:1H:1475:G:N2	26:1H:1519:G:C4	2.82	0.47
1:13:1424:C:H2'	1:13:1425:U:O4'	2.15	0.47
26:14:2493:U:H2'	26:14:2494:G:O4'	2.14	0.47
26:14:1379:A:H4'	26:14:1380:G:OP2	2.12	0.47
37:35:39:LYS:HG3	37:35:45:LEU:HD13	1.95	0.47
11:2I:33:THR:HA	11:2I:39:PRO:HA	1.96	0.47
26:14:121:G:H4'	26:14:149:A:H5'	1.96	0.47
32:41:80:PHE:O	32:41:82:LEU:HB2	2.15	0.47
6:52:67:MET:HB2	6:52:68:PRO:HD2	1.96	0.47
26:14:2473:U:H2'	26:14:2473:U:O2	2.14	0.47
11:2A:96:ARG:H	11:2A:96:ARG:HD3	1.79	0.47

Continued on next page...

Continued from previous page...

Atom-1	Atom-2	Interatomic distance (Å)	Clash overlap (Å)
3:22:131:ARG:NH2	3:22:166:GLU:OE1	2.42	0.47
37:78:49:ARG:HH12	55:Q8:61:LEU:HD22	1.74	0.47
37:35:52:GLU:HG3	37:35:55:ARG:HD2	1.97	0.47
1:1G:147:G:H2'	1:1G:148:G:C8	2.49	0.47
26:1H:1440:G:H2'	26:1H:1441:G:C8	2.49	0.47
45:B5:32:PRO:HA	45:B5:77:LYS:HB2	1.97	0.47
4:3E:8:VAL:CG1	4:3E:21:LEU:HB2	2.45	0.47
20:BI:20:LEU:O	20:BI:23:ARG:N	2.48	0.47
1:13:112:G:H4'	1:13:389:A:H4'	1.96	0.47
26:14:1731:G:C8	26:14:1732:A:C8	3.02	0.47
26:1H:2301:C:H2'	26:1H:2302:G:H8	1.79	0.47
1:13:1316:G:H22	1:13:1319:A:H5'	1.78	0.47
47:D5:60:GLU:HA	47:D5:66:SER:HA	1.97	0.47
1:13:321:A:C2	1:13:333:G:C2	3.03	0.47
4:32:119:GLN:HG2	4:32:123:HIS:ND1	2.30	0.47
6:5E:61:LEU:HB3	6:5E:63:TYR:HE1	1.80	0.47
26:1H:2358:G:C5	26:1H:2359:C:C5	3.03	0.47
26:14:1580:A:H8	26:14:1580:A:OP2	1.97	0.47
1:13:729:A:H2'	1:13:730:G:H8	1.79	0.47
26:1H:2688:U:H1'	26:1H:2721:A:N6	2.30	0.47
38:45:52:VAL:CG1	38:45:56:ARG:HH11	2.28	0.47
26:1H:654(O):G:H5''	26:1H:654(P):G:C4	2.50	0.47
26:1H:2106:G:C6	26:1H:2107:C:C2	3.03	0.47
2:12:53:ARG:HA	2:12:56:ARG:HD2	1.95	0.47
54:P8:10:ARG:O	54:P8:14:LYS:HG3	2.15	0.47
26:14:806:C:OP2	37:35:41:ARG:NH2	2.45	0.47
1:13:244:U:H4'	1:13:245:C:C5'	2.44	0.47
1:13:838:G:H1	1:13:848:C:N4	2.13	0.47
23:2L:44:A:H2'	23:2L:45:A:H8	1.78	0.47
53:N8:40:LYS:HG2	53:N8:46:CYS:HA	1.96	0.47
38:88:109:VAL:CG1	38:88:113:GLN:HB3	2.45	0.47
42:85:39:LEU:HA	42:85:39:LEU:HD23	1.66	0.47
1:1G:1513:A:H2'	1:1G:1514:C:C6	2.49	0.47
26:14:522:G:H2'	26:14:523:C:H6	1.79	0.47
4:32:150:GLU:C	4:32:152:SER:H	2.18	0.47
22:1L:63:U:HO2'	26:14:2482:G:HO2'	1.58	0.47
14:5A:24:CYS:HB3	14:5A:27:CYS:O	2.14	0.47
26:1H:2563:U:H4'	36:68:28:SER:HA	1.95	0.47
1:1G:647:C:H2'	1:1G:648:A:C8	2.50	0.47
43:95:15:GLU:HG3	43:95:16:PRO:HD2	1.96	0.47
26:14:1936:A:C8	26:14:1940:U:O2	2.67	0.47

Continued on next page...

Continued from previous page...

Atom-1	Atom-2	Interatomic distance (Å)	Clash overlap (Å)
8:72:99:GLU:O	8:72:102:ARG:NH1	2.46	0.47
26:14:1288:U:C2	26:14:1327:C:O2	2.67	0.47
43:95:64:HIS:ND1	43:95:92:THR:OG1	2.44	0.47
38:45:118:LEU:HA	38:45:118:LEU:HD23	1.69	0.47
35:15:59:LYS:HA	35:15:59:LYS:HD2	1.50	0.47
26:1H:1790:C:H2'	26:1H:1791:A:C5	2.50	0.47
19:AI:23:ASN:OD1	19:AI:43:GLU:HB2	2.13	0.47
45:B5:35:THR:HG23	45:B5:38:GLU:H	1.80	0.47
26:1H:518:G:H2'	26:1H:519:U:C6	2.49	0.47
26:1H:2552:U:H2'	26:1H:2554:U:OP2	2.14	0.47
35:58:51:PHE:CE1	35:58:119:ARG:NE	2.83	0.47
24:3L:62:C:H1'	28:79:52:ARG:HH21	1.79	0.47
13:4A:14:ARG:HG2	13:4A:42:ALA:O	2.14	0.47
4:32:18:LYS:HE3	4:32:31:CYS:HB3	1.96	0.47
43:D8:48:GLY:O	43:D8:49:THR:O	2.32	0.47
8:72:29:SER:HB3	8:72:32:LYS:CG	2.37	0.47
10:1A:16:LEU:HD13	10:1A:94:VAL:HG13	1.97	0.47
1:1G:1126:U:H1'	1:1G:1127:G:OP1	2.13	0.47
22:1L:14:A:C5	22:1L:22:G:C2	3.03	0.47
1:1G:1006:C:H2'	1:1G:1007:C:C6	2.50	0.47
5:4E:15:ARG:HD2	5:4E:26:PHE:CD2	2.49	0.47
26:14:2305:A:H2'	26:14:2306:C:O4'	2.15	0.47
36:25:35:VAL:HG11	36:25:103:ALA:CB	2.40	0.47
1:1G:617:G:N1	1:1G:618:C:C4	2.83	0.47
1:13:1127:G:H2'	1:13:1128:C:N1	2.29	0.47
26:1H:2792:G:C6	26:1H:2805:G:C6	3.03	0.47
1:13:310:G:H4'	16:7I:31:LYS:HE3	1.96	0.47
43:95:39:LEU:HD21	43:95:50:PRO:O	2.15	0.47
43:95:49:THR:OG1	43:95:50:PRO:HD2	2.14	0.47
26:1H:1528:A:C6	26:1H:1529:A:N1	2.83	0.47
1:13:1315:U:H2'	1:13:1316:G:O4'	2.15	0.47
1:1G:1059:C:O3'	14:5A:45:ARG:NH2	2.48	0.47
2:1E:220:ASP:HA	2:1E:223:ILE:HD11	1.96	0.47
26:1H:1478:G:H2'	26:1H:1479:G:C8	2.46	0.47
34:61:69:LYS:HA	34:61:136:VAL:HB	1.97	0.47
1:1G:1191:A:OP1	3:22:3:ASN:ND2	2.47	0.47
2:1E:166:ASP:O	2:1E:168:THR:N	2.43	0.47
6:5E:10:LEU:HD22	6:5E:61:LEU:HD11	1.97	0.47
15:6I:27:VAL:HG12	15:6I:31:LEU:HD23	1.97	0.47
39:98:24:GLN:HE22	39:98:36:THR:HG21	1.79	0.47
1:13:134:A:H61	16:7I:25:ARG:NH1	2.12	0.47

Continued on next page...

Continued from previous page...

Atom-1	Atom-2	Interatomic distance (Å)	Clash overlap (Å)
26:14:363(B):G:H2'	26:14:363(C):G:H8	1.79	0.47
26:14:2577:A:H2'	26:14:2614:A:N6	2.29	0.47
30:29:89:ASP:OD2	30:29:91:VAL:HA	2.15	0.47
24:3K:19:G:H1	26:1H:2112:G:C1'	2.28	0.47
26:14:362:U:H5'	26:14:363:G:OP2	2.15	0.47
26:1H:1826:G:H4'	29:11:242:ARG:NH2	2.30	0.47
26:1H:1827:C:O2'	26:1H:1828:G:H5'	2.15	0.47
26:1H:2125:G:N2	26:1H:2172:U:OP1	2.48	0.47
16:7I:21:VAL:O	16:7I:33:ILE:N	2.44	0.47
4:32:13:ARG:O	4:32:14:ARG:HB3	2.14	0.47
4:32:59:ARG:O	4:32:63:LYS:N	2.40	0.47
1:13:362:G:H4'	12:3I:33:ARG:NH2	2.30	0.47
3:2E:10:PHE:CZ	3:2E:178:LEU:HD21	2.50	0.47
6:5E:97:PHE:N	18:9I:30:ASP:OD1	2.47	0.47
18:9A:25:THR:CG2	18:9A:42:ARG:HH21	2.27	0.47
26:1H:2105:C:H2'	26:1H:2106:G:H8	1.79	0.47
1:1G:277:C:P	17:8A:68:ARG:HH12	2.38	0.47
29:19:130:ALA:HA	29:19:192:THR:HA	1.97	0.47
1:1G:953:G:N7	13:4A:104:ARG:NH2	2.62	0.47
22:1K:41:A:H2'	22:1K:42:A:H8	1.77	0.47
51:L8:5:LYS:HD2	51:L8:34:GLU:OE1	2.14	0.47
51:L8:28:LEU:HA	51:L8:33:GLN:NE2	2.30	0.47
40:65:49:VAL:HG22	40:65:80:LEU:HD12	1.95	0.47
37:78:15:ARG:HA	37:78:15:ARG:HD3	1.55	0.47
37:35:60:MET:HA	55:M5:13:ARG:NH1	2.30	0.47
26:1H:764:A:H5'	29:11:210:GLY:HA2	1.97	0.47
1:1G:296:U:H2'	1:1G:297:G:C8	2.49	0.47
1:1G:707:C:H2'	1:1G:708:C:H6	1.80	0.47
1:13:953:G:C2	1:13:954:G:H1'	2.50	0.47
26:14:323:G:H1'	26:14:1205:U:O2	2.14	0.47
24:3L:31:A:H5'	24:3L:32:C:OP2	2.14	0.47
26:14:1859:A:N6	26:14:1883:G:O2'	2.47	0.47
3:2E:111:LEU:HD11	3:2E:144:SER:O	2.15	0.47
26:1H:1796:U:H4'	29:11:256:GLY:H	1.80	0.47
26:14:522:G:H2'	26:14:523:C:C6	2.50	0.47
26:14:815:C:H2'	26:14:816:C:C6	2.49	0.47
1:13:1053:G:O2'	1:13:1199:U:H5	1.98	0.47
26:1H:2342:C:O2'	26:1H:2374:C:OP1	2.28	0.47
9:82:78:LYS:HE3	9:82:101:PHE:CD2	2.50	0.47
26:14:2400:G:H3'	26:14:2401:U:C6	2.50	0.47
35:15:23:LEU:HD12	35:15:99:LEU:HD23	1.96	0.47

Continued on next page...

Continued from previous page...

Atom-1	Atom-2	Interatomic distance (Å)	Clash overlap (Å)
29:11:228:PRO:O	60:11:401:HOH:O	2.21	0.47
26:1H:2756:U:H4'	26:1H:2757:A:OP1	2.14	0.47
26:14:1222:C:C2	26:14:1229(A):G:C2	3.02	0.47
1:1G:99:C:H2'	1:1G:101:A:C8	2.49	0.47
19:AI:13:ASP:OD1	19:AI:13:ASP:N	2.48	0.47
1:13:735:C:H5'	18:9I:71:LYS:HD2	1.97	0.47
26:1H:1985:G:C2	26:1H:1986:A:C8	3.02	0.47
26:1H:1820:U:O2	29:11:202:LYS:HB3	2.14	0.47
12:3A:70:ILE:HD13	12:3A:77:LEU:HD12	1.96	0.47
21:1B:5:ASP:O	21:1B:11:GLY:HA3	2.15	0.47
1:13:228:A:H2'	1:13:229:U:O4'	2.14	0.47
1:1G:1254:C:H41	10:1A:43:ARG:HH12	1.62	0.47
26:14:1759:A:H4'	26:14:2715:C:O4'	2.15	0.47
26:14:1323:U:H2'	26:14:1324:G:H5'	1.96	0.47
26:1H:2521:C:H2'	26:1H:2522:U:C6	2.49	0.47
41:B8:104:ASN:ND2	41:B8:104:ASN:O	2.48	0.47
3:2E:157:ILE:HD12	3:2E:164:ARG:HG2	1.97	0.47
34:69:127:VAL:HA	34:69:138:ILE:O	2.14	0.47
39:98:50:HIS:O	39:98:54:LEU:HD23	2.14	0.47
26:14:1167:U:O2	26:14:1183:G:N2	2.47	0.47
9:82:95:LYS:NZ	9:82:96:LEU:HD13	2.30	0.47
22:1K:52:G:H2'	22:1K:53:G:C8	2.50	0.47
50:K8:55:ARG:O	50:K8:58:ALA:HB3	2.14	0.47
1:13:1454:G:H2'	1:13:1455:G:C8	2.50	0.47
23:2L:25:U:H2'	23:2L:26:C:O4'	2.14	0.47
26:1H:139:G:N3	26:1H:141:A:N1	2.62	0.47
22:1L:22:G:H2'	22:1L:23:A:C8	2.50	0.47
1:13:767:A:H2'	1:13:768:A:O4'	2.15	0.47
26:14:1731:G:H2'	26:14:1732:A:C8	2.50	0.47
26:1H:55:G:C2	26:1H:116:C:C2	3.02	0.47
1:1G:1113:C:H2'	1:1G:1114:C:H6	1.78	0.47
29:19:25:THR:OG1	29:19:26:LYS:N	2.48	0.47
1:1G:747:C:H3'	1:1G:748:C:C6	2.50	0.47
1:13:1240:U:OP1	7:6E:119:ARG:NH2	2.48	0.47
48:E5:32:ARG:HG2	48:E5:33:ALA:H	1.80	0.47
26:1H:1827:C:C2'	26:1H:1828:G:H5'	2.45	0.47
13:4A:91:ARG:HG3	13:4A:98:VAL:HA	1.97	0.47
26:14:1340:U:OP1	45:B5:16:LYS:HE2	2.15	0.47
1:1G:1213:A:C6	1:1G:1215:G:C4	3.03	0.47
1:1G:637:G:H2'	1:1G:638:G:C8	2.49	0.47
17:8A:43:LEU:HD12	17:8A:68:ARG:HG2	1.96	0.47

Continued on next page...

Continued from previous page...

Atom-1	Atom-2	Interatomic distance (Å)	Clash overlap (Å)
26:14:39:C:H2'	26:14:40:C:C6	2.49	0.47
26:14:322:A:H3'	31:39:169:ASN:OD1	2.15	0.47
1:13:1417:G:N2	1:13:1482:G:H2'	2.29	0.47
30:21:20:ALA:O	30:21:21:VAL:HG22	2.14	0.47
1:13:381:C:H2'	1:13:382:A:O4'	2.14	0.47
1:13:292:G:C5	1:13:293:G:H1'	2.49	0.47
40:65:5:THR:O	40:65:8:GLU:N	2.48	0.47
34:61:62:LYS:O	34:61:66:GLU:HG2	2.15	0.47
34:69:23:PRO:O	34:69:27:ARG:HG2	2.14	0.47
26:14:1853:A:H2'	26:14:1854:A:C8	2.50	0.47
26:1H:2771:C:H2'	26:1H:2772:C:C6	2.50	0.47
22:1K:39:PSU:H2'	22:1K:40:C:C6	2.50	0.47
26:14:608:A:H2'	26:14:609:A:C8	2.50	0.47
1:13:637:G:H2'	1:13:638:G:H8	1.79	0.47
1:1G:790:A:H2'	1:1G:791:G:C8	2.50	0.47
51:L8:37:LEU:HD12	51:L8:43:ILE:HD13	1.95	0.47
7:6E:71:PRO:HG3	7:6E:103:TRP:CZ3	2.50	0.47
26:1H:1358:G:N2	26:1H:1372:U:C5	2.83	0.47
32:41:98:ARG:HH21	52:M8:1:MET:HE3	1.76	0.47
43:95:69:LYS:HD3	43:95:86:GLY:HA3	1.97	0.47
4:3E:78:LEU:HB3	4:3E:93:PHE:HE1	1.80	0.47
1:13:1366:C:H2'	1:13:1367:C:C6	2.50	0.47
33:51:30:LYS:HE2	33:51:81:GLU:N	2.19	0.47
26:1H:2783:G:H2'	26:1H:2784:C:C6	2.50	0.47
26:1H:70:G:H21	26:1H:71:A:H62	1.63	0.47
26:1H:2127:G:H2'	26:1H:2128:C:O4'	2.15	0.47
26:14:1048:A:C8	26:14:1110:G:N2	2.83	0.47
23:2L:15:G:N2	23:2L:22:A:H1'	2.30	0.47
1:1G:976:G:P	14:5A:32:SER:H	2.38	0.47
15:6I:26:GLU:OE1	15:6I:81:LEU:HD22	2.15	0.47
5:42:91:LEU:HD23	5:42:120:THR:HG22	1.96	0.47
1:1G:142:G:H2'	1:1G:143:A:C8	2.47	0.47
1:13:1129:C:H4'	1:13:1130:A:C8	2.50	0.47
41:B8:25:GLY:HA2	41:B8:99:LEU:HD21	1.96	0.47
41:75:5:ALA:O	41:75:8:LYS:HB3	2.14	0.47
1:1G:176:C:H2'	1:1G:177:C:C6	2.50	0.47
13:4I:27:LYS:HA	13:4I:31:LYS:NZ	2.30	0.47
26:14:573:G:O2'	26:14:574:C:H3'	2.15	0.47
14:5A:12:ARG:HH11	14:5A:12:ARG:HG3	1.80	0.47
26:14:708:C:N4	26:14:723:G:H1	2.09	0.47
1:13:376:G:H2'	1:13:377:G:C8	2.50	0.47

Continued on next page...

Continued from previous page...

Atom-1	Atom-2	Interatomic distance (Å)	Clash overlap (Å)
26:14:1654:A:C1'	26:14:2823:A:H5'	2.44	0.47
36:68:64:ARG:HB2	36:68:79:PHE:CG	2.50	0.47
26:1H:216:A:C4	26:1H:432:A:C2	3.03	0.47
42:85:66:ASN:HD21	42:85:70:ARG:NH2	2.12	0.47
8:7E:29:SER:HB3	8:7E:32:LYS:HB2	1.95	0.47
40:A8:67:ARG:HB2	40:A8:67:ARG:NH1	2.30	0.47
26:1H:1684:C:N3	26:1H:1705:G:C2	2.83	0.47
26:1H:747:U:C4	26:1H:2613:U:C5	3.02	0.47
26:14:921:G:C6	26:14:922:U:C4	3.03	0.47
40:A8:11:LYS:HE2	40:A8:91:PRO:HD3	1.97	0.47
55:M5:43:GLN:HG3	55:M5:46:ARG:NH2	2.30	0.47
1:13:652:U:HO2'	1:13:653:A:P	2.38	0.47
29:19:108:PRO:HD2	29:19:111:LEU:HG	1.96	0.47
26:14:2747:G:O6	26:14:2754:U:H3'	2.15	0.47
1:13:21:G:H2'	1:13:22:G:C8	2.50	0.47
26:1H:38:A:H2'	26:1H:39:C:C6	2.50	0.47
26:14:2038:G:H2'	26:14:2039:C:O4'	2.14	0.47
1:1G:1216:G:H5''	14:5A:5:ALA:HB3	1.96	0.47
1:13:1469:G:H2'	1:13:1470:G:C8	2.49	0.47
26:1H:2667:C:H2'	26:1H:2668:G:O4'	2.15	0.47
26:14:2312:U:O5'	32:49:74:LYS:NZ	2.47	0.47
26:1H:1553:A:HO2'	26:1H:1554:A:H8	1.61	0.47
45:B5:84:ALA:HB3	45:B5:87:GLN:NE2	2.30	0.47
15:6I:7:GLU:O	15:6I:11:VAL:HG23	2.14	0.47
26:14:1054:A:C6	26:14:1104:C:N3	2.82	0.47
1:1G:1418:A:H2	26:14:1948:G:N3	2.12	0.47
2:12:217:ARG:C	2:12:219:VAL:H	2.18	0.47
19:AI:30:LEU:HA	19:AI:48:THR:O	2.15	0.47
27:16:66:A:H61	27:16:107:U:H2'	1.80	0.47
9:82:86:VAL:HB	9:82:96:LEU:HD23	1.95	0.47
1:13:130:A:P	17:8I:63:ARG:HE	2.38	0.47
47:H8:28:MET:SD	47:H8:37:VAL:HG11	2.55	0.47
28:71:4:GLY:HA3	28:71:6:ARG:NH2	2.30	0.47
26:1H:1020:A:H4'	26:1H:1021:A:O5'	2.15	0.47
26:1H:1988:C:H2'	26:1H:1989:G:O4'	2.15	0.47
26:14:1731:G:H2'	26:14:1732:A:H8	1.79	0.47
1:1G:673:G:H5''	6:52:87:ARG:CZ	2.45	0.47
6:5E:23:LYS:O	6:5E:27:GLN:HG3	2.15	0.47
26:14:2536:G:C6	26:14:2537:U:C4	3.03	0.47
26:14:908:C:OP1	38:45:22:LYS:HD3	2.14	0.47
32:49:47:LYS:HD3	32:49:81:LYS:HG3	1.97	0.47

Continued on next page...

Continued from previous page...

Atom-1	Atom-2	Interatomic distance (Å)	Clash overlap (Å)
26:1H:412:A:H2'	26:1H:412:A:N3	2.30	0.47
1:1G:256:U:H3	1:1G:270:A:H61	1.63	0.47
20:BA:87:LYS:O	20:BA:91:LEU:HG	2.15	0.47
26:14:1794:U:O2'	26:14:1795:C:H5'	2.15	0.47
26:14:2104:G:C2	26:14:2105:C:N4	2.83	0.47
38:88:11:LYS:NZ	38:88:88:GLY:O	2.37	0.47
26:14:1116:C:H2'	26:14:1117:G:C8	2.49	0.47
44:E8:76:VAL:CG2	44:E8:101:SER:HB3	2.45	0.47
1:13:1497:G:C2'	1:13:1498:U:H5'	2.45	0.47
1:1G:922:G:H1'	5:42:19:MET:HB3	1.97	0.47
26:14:150:C:H2'	26:14:151:C:C6	2.50	0.47
3:22:110:ASN:HB3	3:22:141:VAL:CG1	2.45	0.47
26:14:1461:G:H2'	26:14:1462:C:C6	2.50	0.47
41:75:90:GLN:OE1	41:75:121:ILE:HD11	2.14	0.47
26:1H:2682:U:C6	30:21:11:MET:HE2	2.50	0.47
26:14:654(S):G:N2	26:14:654(T):A:C5	2.83	0.47
1:13:948:C:O2'	1:13:949:A:H5'	2.14	0.47
26:14:398:G:H2'	26:14:399:G:C8	2.50	0.47
7:6E:70:LYS:HG2	7:6E:96:GLN:HB3	1.97	0.47
11:2A:17:GLY:N	11:2A:77:MET:SD	2.88	0.47
1:13:37:U:O2'	1:13:500:G:H4'	2.15	0.47
42:C8:49:HIS:HA	42:C8:52:ARG:HB3	1.96	0.47
47:D5:77:ASP:OD1	47:D5:80:ARG:NH1	2.47	0.47
26:14:2082:A:H2'	26:14:2083:G:O4'	2.15	0.47
1:1G:87:A:C5	1:1G:88:C:C4	3.02	0.47
26:14:146:G:H2'	26:14:147:U:O4'	2.15	0.47
29:19:126:GLN:O	29:19:193:VAL:HG13	2.15	0.47
26:1H:609:A:H8	26:1H:609:A:O5'	1.98	0.47
12:3A:59:ARG:HE	12:3A:59:ARG:HB2	1.52	0.47
29:11:6:PHE:HE1	29:11:18:VAL:HG23	1.79	0.47
26:14:1268:A:H2'	26:14:1269:A:O4'	2.14	0.47
43:D8:71:LEU:HD22	43:D8:84:LYS:HE2	1.97	0.47
26:14:1368:G:OP1	54:L5:28:ARG:NH2	2.48	0.47
1:13:663:A:H5'	1:13:836:G:OP1	2.16	0.46
5:4E:12:LEU:HB3	5:4E:31:LEU:HB2	1.97	0.46
8:7E:109:ILE:HD11	8:7E:120:THR:CG2	2.45	0.46
30:29:51:PHE:O	30:29:74:PRO:HB2	2.15	0.46
26:1H:1408:C:C2	26:1H:1595:G:N2	2.83	0.46
4:3E:22:LYS:HB2	58:3E:302:SF4:S4	2.55	0.46
26:14:2377:A:H2'	26:14:2378:A:C8	2.50	0.46
1:1G:620:C:C2	4:32:135:LEU:CD1	2.97	0.46

Continued on next page...

Continued from previous page...

Atom-1	Atom-2	Interatomic distance (Å)	Clash overlap (Å)
1:1G:1157:A:H2	1:1G:1180:A:C5	2.32	0.46
1:13:538:G:OP2	12:3I:115:LYS:HD3	2.15	0.46
30:21:49:LEU:HD12	30:21:49:LEU:HA	1.59	0.46
22:1L:39:PSU:H2'	22:1L:40:C:H6	1.79	0.46
41:B8:88:ILE:O	41:B8:88:ILE:HG13	2.16	0.46
19:AA:33:THR:HG23	19:AA:35:SER:H	1.80	0.46
36:25:92:GLU:HG2	36:25:113:LYS:HZ1	1.78	0.46
26:14:1751:C:O2'	26:14:1752:C:H5'	2.15	0.46
41:B8:111:ARG:O	41:B8:112:ARG:HG2	2.14	0.46
1:1G:532:A:H2	1:1G:1055:A:H1'	1.81	0.46
1:1G:636:U:H2'	1:1G:637:G:H8	1.80	0.46
1:1G:164:U:H2'	1:1G:165:C:H6	1.80	0.46
1:1G:164:U:H2'	1:1G:165:C:C6	2.50	0.46
7:6E:77:SER:HB3	24:3K:33:U:OP1	2.16	0.46
26:1H:2607:G:H2'	26:1H:2608:G:O4'	2.15	0.46
20:BI:10:LEU:HD11	20:BI:12:ALA:HB3	1.96	0.46
26:1H:1280:G:N2	26:1H:1291:C:C2	2.83	0.46
26:1H:973:A:O4'	26:1H:1188:U:C6	2.68	0.46
33:51:116:GLU:HG3	33:51:117:PRO:HD2	1.98	0.46
1:13:954:G:H2'	1:13:955:U:C6	2.50	0.46
26:1H:709:U:H2'	26:1H:710:G:C8	2.51	0.46
1:1G:749:C:H2'	1:1G:750:G:H8	1.80	0.46
4:32:4:TYR:CE2	4:32:11:LEU:HD11	2.50	0.46
1:1G:681:C:H2'	1:1G:682:G:H8	1.80	0.46
3:22:19:GLU:O	3:22:56:ASP:HA	2.14	0.46
3:2E:188:LEU:HD13	3:2E:189:ALA:N	2.30	0.46
1:1G:889:A:H61	1:1G:907:A:H5''	1.80	0.46
10:1I:15:THR:HA	10:1I:18:ALA:HB3	1.98	0.46
26:1H:634:C:H2'	26:1H:635:C:C6	2.50	0.46
7:6E:133:GLY:HA2	7:6E:136:LYS:HG2	1.97	0.46
23:2K:24:C:H2'	23:2K:25:U:C6	2.50	0.46
12:3I:93:LEU:HD23	12:3I:93:LEU:HA	1.66	0.46
4:3E:81:GLU:HG2	4:3E:81:GLU:H	1.49	0.46
1:13:723:U:H5''	1:13:724:G:OP2	2.16	0.46
11:2A:100:ALA:O	11:2A:102:GLY:N	2.48	0.46
26:1H:1239:G:H2'	26:1H:1240:U:O4'	2.15	0.46
26:14:265:A:H1'	26:14:266:G:O4'	2.16	0.46
26:1H:2270:G:H2'	26:1H:2271:G:O4'	2.15	0.46
26:1H:997:G:OP1	42:C8:93:LYS:HD2	2.15	0.46
50:G5:22:GLU:HG2	50:G5:64:LEU:HD11	1.96	0.46
1:13:1348:U:H4'	9:8E:120:ARG:HD2	1.98	0.46

Continued on next page...

Continued from previous page...

Atom-1	Atom-2	Interatomic distance (Å)	Clash overlap (Å)
1:1G:1291:G:H5''	9:82:39:GLY:O	2.16	0.46
37:35:15:ARG:HH21	37:35:17:LYS:HD2	1.79	0.46
26:14:1044:G:O2'	26:14:1047:G:O2'	2.22	0.46
23:2L:22:A:N6	23:2L:47:G7M:H1'	2.30	0.46
45:F8:35:THR:HG22	45:F8:38:GLU:OE1	2.15	0.46
22:1L:68:G:H2'	22:1L:69:A:N7	2.30	0.46
4:3E:12:CYS:SG	4:3E:18:LYS:HA	2.55	0.46
26:1H:646:A:H2'	26:1H:647:G:O4'	2.15	0.46
5:42:139:LEU:HA	5:42:142:LEU:HD11	1.97	0.46
46:G8:28:LYS:NZ	46:G8:64:GLU:OE2	2.33	0.46
1:1G:626:U:C2	1:1G:627:G:C8	3.03	0.46
26:14:2134:A:C5	26:14:2158:A:C8	3.03	0.46
1:13:711:G:O2'	1:13:712:A:H5'	2.15	0.46
26:14:820:A:N3	26:14:943:U:H4'	2.31	0.46
31:39:9:ILE:HB	31:39:128:ALA:HB2	1.97	0.46
26:14:1434:A:H61	26:14:1558:A:N6	2.10	0.46
26:1H:1431:U:C2	26:1H:1563:G:N2	2.83	0.46
1:1G:420:U:O2'	1:1G:423:G:O6	2.22	0.46
40:A8:87:PHE:HZ	40:A8:98:VAL:HG12	1.80	0.46
50:K8:64:LEU:O	50:K8:68:ARG:HG3	2.14	0.46
2:12:189:ASP:N	2:12:189:ASP:OD1	2.49	0.46
16:7I:20:VAL:CG2	16:7I:32:TYR:CG	2.98	0.46
26:1H:1684:C:C2	26:1H:1705:G:N2	2.84	0.46
1:1G:269:C:H2'	1:1G:270:A:H8	1.79	0.46
26:14:858:U:OP2	48:E5:77:ARG:NH2	2.42	0.46
28:7I:64:LEU:HD21	28:7I:192:PHE:HB2	1.98	0.46
26:1H:2030:A:H4'	26:1H:2031:A:C8	2.50	0.46
26:14:2208:U:O4'	29:19:151:LYS:HE2	2.15	0.46
1:13:429:U:H3'	4:3E:9:CYS:SG	2.55	0.46
30:21:52:LEU:HD23	30:21:52:LEU:HA	1.75	0.46
13:4I:23:TYR:HB3	13:4I:67:GLU:HB2	1.98	0.46
26:14:235:U:H2'	26:14:236:C:C6	2.50	0.46
1:1G:948:C:C6	13:4A:106:ASN:ND2	2.83	0.46
26:14:2408:U:H2'	26:14:2409:G:C8	2.50	0.46
32:49:50:ALA:HA	32:49:53:LEU:HD22	1.96	0.46
4:3E:20:TYR:CZ	6:52:15:ASP:HB3	2.51	0.46
19:AA:5:LEU:HA	19:AA:6:LYS:HA	1.74	0.46
26:1H:2093:G:C6	26:1H:2225:A:C8	3.04	0.46
2:1E:131:PRO:HD2	2:1E:134:GLU:HB3	1.98	0.46
35:58:114:ARG:O	35:58:118:LYS:HG3	2.16	0.46
31:31:134:GLY:H	31:31:162:LEU:HB3	1.80	0.46

Continued on next page...

Continued from previous page...

Atom-1	Atom-2	Interatomic distance (Å)	Clash overlap (Å)
26:14:784:A:H5'	26:14:785:G:OP1	2.16	0.46
42:85:65:ILE:O	42:85:68:ALA:N	2.48	0.46
26:14:142:G:H5''	26:14:1598:C:O2'	2.15	0.46
26:14:1055:G:N3	26:14:1055:G:H2'	2.31	0.46
26:1H:2061:G:C2	26:1H:2063:C:C4	3.03	0.46
46:G8:76:CYS:HB2	46:G8:82:PRO:HG3	1.96	0.46
4:32:85:LYS:HB3	4:32:85:LYS:HE2	1.71	0.46
1:13:130:A:O5'	17:8I:63:ARG:NE	2.47	0.46
1:1G:134:A:H1'	1:1G:325:A:C5	2.51	0.46
31:31:116:ASP:HA	31:31:119:ARG:NH2	2.30	0.46
1:1G:1004:A:H61	1:1G:1023:G:H1	1.62	0.46
1:1G:1039:C:H2'	1:1G:1040:U:C5	2.50	0.46
15:6I:17:ARG:HH11	15:6I:17:ARG:HG3	1.80	0.46
49:F5:87:PRO:O	49:F5:91:LYS:N	2.48	0.46
26:1H:49:A:N7	26:1H:120:U:C5	2.76	0.46
26:1H:55:G:N3	26:1H:56:A:C8	2.84	0.46
28:71:28:LEU:HD21	28:71:222:VAL:HG11	1.97	0.46
29:11:37:LEU:HG	29:11:37:LEU:H	1.18	0.46
26:1H:496:G:H1'	44:E8:61:ASN:OD1	2.14	0.46
26:1H:880:G:H2'	26:1H:881:G:N7	2.31	0.46
38:88:19:GLY:O	38:88:98:LYS:HD3	2.15	0.46
35:58:34:LEU:HD12	35:58:34:LEU:HA	1.80	0.46
26:14:1204:A:C2	26:14:1241:A:N1	2.82	0.46
26:1H:2173:A:H8	26:1H:2173:A:OP1	1.97	0.46
26:1H:1173:G:H5'	26:1H:1174:A:N1	2.30	0.46
40:65:7:TYR:CE2	40:65:91:PRO:HG3	2.51	0.46
41:B8:34:VAL:CG2	41:B8:41:ARG:HG3	2.45	0.46
26:1H:1771:C:H1'	26:1H:1786:A:C8	2.50	0.46
30:29:117:MET:HA	30:29:122:PHE:N	2.29	0.46
34:69:76:THR:HA	34:69:105:HIS:CE1	2.51	0.46
33:51:8:PRO:O	33:51:10:PRO:HD3	2.15	0.46
20:BA:10:LEU:O	20:BA:10:LEU:HD13	2.14	0.46
11:2A:32:ILE:HD11	11:2A:68:ALA:HB1	1.97	0.46
12:3A:83:VAL:HG13	12:3A:100:ILE:HG23	1.97	0.46
48:E5:38:VAL:HG12	48:E5:59:LEU:CG	2.45	0.46
7:6E:65:ALA:HB1	7:6E:127:ALA:HB3	1.96	0.46
7:6E:140:ASP:OD2	7:6E:143:ARG:NH2	2.48	0.46
4:32:19:LEU:HB2	4:32:21:LEU:CD1	2.46	0.46
2:1E:19:HIS:O	2:1E:39:ILE:HD12	2.15	0.46
26:1H:1204:A:C2	26:1H:1241:A:N1	2.83	0.46
27:1J:21:G:H2'	27:1J:22:U:O4'	2.14	0.46

Continued on next page...

Continued from previous page...

Atom-1	Atom-2	Interatomic distance (Å)	Clash overlap (Å)
26:1H:1125:G:C6	26:1H:1126:A:N6	2.83	0.46
26:14:2850:A:C2	26:14:2851:A:C4	3.04	0.46
1:1G:892:A:O2'	1:1G:1415:G:H4'	2.15	0.46
1:13:735:C:H2'	1:13:736:C:H6	1.80	0.46
1:13:484:G:O2'	1:13:485:G:OP2	2.24	0.46
40:A8:7:TYR:HA	40:A8:10:ARG:NH2	2.31	0.46
49:J8:8:SER:OG	49:J8:10:LYS:HG3	2.16	0.46
26:1H:1569:A:O5'	29:11:61:LEU:HD21	2.15	0.46
17:8A:28:PRO:HA	17:8A:35:VAL:HA	1.98	0.46
26:1H:446:G:OP1	42:C8:3:ARG:NH1	2.49	0.46
27:16:78:A:C2	27:16:99:A:C4	3.03	0.46
11:2A:59:TYR:CZ	11:2A:63:LEU:HD21	2.50	0.46
10:1I:90:LEU:N	10:1I:91:PRO:HD3	2.30	0.46
26:1H:150:C:H2'	26:1H:151:C:C6	2.50	0.46
1:1G:1536:C:H42	25:4L:8:A:H62	1.62	0.46
35:58:51:PHE:CZ	35:58:119:ARG:HG2	2.51	0.46
52:M8:1:MET:H3	52:M8:1:MET:HE3	1.79	0.46
30:21:116:VAL:CG2	30:21:122:PHE:CD2	2.98	0.46
26:1H:731:C:H2'	26:1H:732:C:C6	2.50	0.46
41:B8:2:ASN:HB3	41:B8:3:ARG:H	1.56	0.46
31:39:27:GLU:O	31:39:28:ILE:HG12	2.15	0.46
1:1G:843:U:H3'	1:1G:848:C:O4'	2.14	0.46
26:1H:992:C:H2'	26:1H:993:G:H8	1.81	0.46
22:1L:68:G:H2'	22:1L:69:A:C8	2.51	0.46
26:14:2315:G:H2'	26:14:2316:C:C6	2.50	0.46
30:21:201:THR:HG22	30:21:202:LYS:N	2.30	0.46
31:39:65:TRP:HB3	31:39:66:PRO:HD2	1.97	0.46
14:5I:23:ARG:HD2	14:5I:28:GLY:O	2.15	0.46
1:1G:1189:C:H5''	1:1G:1190:G:OP2	2.15	0.46
13:4I:34:LEU:HD13	13:4I:41:PRO:HB3	1.96	0.46
37:78:37:GLY:N	37:78:40:SER:OG	2.47	0.46
1:1G:862:C:O2'	1:1G:863:U:H5'	2.16	0.46
40:65:89:ARG:O	40:65:92:TYR:N	2.47	0.46
1:13:66:G:O4'	1:13:173:U:C4	2.69	0.46
26:14:2760:C:H2'	26:14:2761:G:C8	2.50	0.46
1:1G:377:G:H5'	16:7A:5:ARG:NH1	2.30	0.46
2:1E:28:PHE:CE2	2:1E:190:THR:HA	2.51	0.46
33:59:74:ASN:O	33:59:78:GLY:N	2.49	0.46
7:6E:143:ARG:HH11	24:3K:42:A:P	2.38	0.46
24:3K:29:U:H2'	24:3K:30:G:C8	2.50	0.46
4:32:4:TYR:CZ	4:32:11:LEU:HD11	2.50	0.46

Continued on next page...

Continued from previous page...

Atom-1	Atom-2	Interatomic distance (Å)	Clash overlap (Å)
26:14:2461:C:H2'	26:14:2462:U:C6	2.49	0.46
28:71:207:THR:O	28:71:210:ARG:HD3	2.15	0.46
26:14:2690:C:H6	26:14:2690:C:OP2	1.99	0.46
26:1H:2250:G:C6	38:88:83:MET:HB3	2.50	0.46
26:1H:803:U:C4	26:1H:804:A:N7	2.84	0.46
8:7E:39:LEU:HD11	8:7E:111:ILE:HD11	1.97	0.46
41:B8:92:GLY:HA2	41:B8:116:ALA:HA	1.97	0.46
1:1G:751:U:H2'	1:1G:752:G:O4'	2.16	0.46
26:1H:470:A:H2'	26:1H:471:A:O4'	2.14	0.46
26:1H:1845:G:O2'	26:1H:1846:G:H5'	2.15	0.46
26:1H:2057:A:H2'	26:1H:2058:A:C8	2.51	0.46
32:49:139:LEU:HD22	32:49:146:TYR:CE2	2.51	0.46
16:7A:1:MET:O	16:7A:24:ALA:N	2.32	0.46
26:14:13:A:N1	26:14:525:U:H2'	2.31	0.46
26:14:643:A:H61	26:14:2369:A:H2	1.62	0.46
34:69:112:LYS:O	34:69:113:ARG:HG2	2.16	0.46
30:29:4:ILE:CD1	30:29:198:VAL:HB	2.45	0.46
26:14:17:G:H4'	42:85:25:TRP:CH2	2.50	0.46
42:85:18:LEU:HA	42:85:18:LEU:HD23	1.81	0.46
31:31:191:ARG:HH11	31:31:191:ARG:HB3	1.80	0.46
26:1H:2081:C:O2'	26:1H:2082:A:H5'	2.15	0.46
27:1J:104:A:H2'	27:1J:105:G:O4'	2.15	0.46
32:49:165:THR:OG1	32:49:168:GLU:HG3	2.16	0.46
34:69:91:SER:HB3	34:69:119:PRO:HB2	1.98	0.46
22:1K:74:C:H42	26:1H:2508:G:H5'	1.81	0.46
29:11:28:GLU:HA	29:11:29:PRO:HD2	1.44	0.46
1:1G:1298:C:O2'	1:1G:1299:A:OP2	2.33	0.46
1:1G:1369:C:OP2	9:82:111:ARG:HA	2.15	0.46
4:3E:85:LYS:O	4:3E:88:VAL:HG23	2.15	0.46
14:5A:28:GLY:O	14:5A:29:ARG:HG2	2.15	0.46
29:19:182:LEU:HB3	29:19:271:ILE:HG13	1.97	0.46
44:A5:20:VAL:HG23	44:A5:47:VAL:HG21	1.97	0.46
19:AA:12:ASP:HB2	19:AA:38:SER:HA	1.98	0.46
24:3K:49:G:H2'	24:3K:49:G:N3	2.30	0.46
4:32:108:LEU:HB2	4:32:174:LEU:HD22	1.98	0.46
2:1E:219:VAL:HA	2:1E:222:ILE:HD11	1.96	0.46
26:1H:1434:A:H61	26:1H:1558:A:H62	1.63	0.46
26:14:1568:G:OP1	29:19:63:ARG:NH1	2.43	0.46
1:1G:1077:G:N2	1:1G:1080:A:OP2	2.46	0.46
22:1L:26:A:OP1	22:1L:26:A:H4'	2.15	0.46
1:13:1301:U:H2'	1:13:1301:U:O2	2.14	0.46

Continued on next page...

Continued from previous page...

Atom-1	Atom-2	Interatomic distance (Å)	Clash overlap (Å)
26:14:1771:C:H1'	26:14:1786:A:H8	1.80	0.46
33:51:40:GLU:O	33:51:41:MET:HE3	2.15	0.46
5:42:152:ARG:O	8:72:64:LYS:HD3	2.15	0.46
32:49:78:SER:HA	32:49:81:LYS:O	2.15	0.46
36:68:93:PRO:HG3	36:68:114:ILE:HG12	1.98	0.46
1:13:173:U:H5''	1:13:197:A:O4'	2.15	0.46
26:1H:2291:U:H2'	26:1H:2292:C:C6	2.51	0.46
31:31:184:TYR:HE1	37:78:3:LEU:HD11	1.80	0.46
33:51:4:ILE:O	33:51:6:ARG:HG3	2.15	0.46
36:25:71:ARG:HE	36:25:105:GLU:CD	2.19	0.46
26:14:1582:C:O2'	26:14:1586:A:H8	1.99	0.46
49:F5:27:GLU:H	49:F5:27:GLU:HG2	1.47	0.46
22:1L:51:A:N3	22:1L:64:G:N2	2.63	0.46
15:6I:10:LYS:NZ	15:6I:11:VAL:HA	2.29	0.46
26:14:654(A):A:H2	26:14:654(T):A:N7	2.13	0.46
26:1H:1785:A:H2'	26:1H:1787:A:N7	2.31	0.46
26:1H:1266:G:O4'	44:E8:15:ARG:NH2	2.49	0.46
26:14:499:U:H4'	46:C5:45:VAL:HG21	1.98	0.46
8:7E:7:ALA:HB2	8:7E:85:ARG:HH11	1.80	0.46
33:51:88:LEU:HD12	33:51:129:THR:O	2.16	0.46
1:13:329:A:C4	1:13:332:G:C5	3.04	0.46
31:31:157:VAL:HB	31:31:194:MET:HG2	1.96	0.46
37:78:85:LEU:HD23	37:78:85:LEU:HA	1.82	0.46
35:15:118:LYS:HA	35:15:118:LYS:HD2	1.72	0.46
1:1G:894:G:C6	1:1G:895:G:C5	3.03	0.46
12:3I:38:THR:HB	12:3I:57:LYS:HB3	1.98	0.46
26:1H:1423:G:H2'	26:1H:1424:G:H8	1.80	0.46
1:13:198:G:O6	1:13:219:C:N4	2.49	0.46
47:H8:10:ARG:HH21	47:H8:26:GLY:H	1.62	0.46
49:J8:86:SER:O	49:J8:90:ILE:HG12	2.16	0.46
4:32:177:ASP:O	4:32:180:GLY:N	2.43	0.46
2:12:91:PRO:CG	2:12:154:LEU:HB2	2.45	0.46
4:3E:84:LYS:HA	4:3E:84:LYS:HD3	1.51	0.46
42:85:92:ARG:HG3	42:85:94:ASN:HB3	1.96	0.46
43:D8:37:VAL:HG12	43:D8:56:SER:HB2	1.98	0.46
26:1H:2635:C:H5''	30:21:78:LEU:HA	1.98	0.46
26:1H:1535:U:O4	26:1H:1538:G:O2'	2.16	0.46
44:A5:23:LEU:HD21	53:J5:25:LEU:HB3	1.98	0.46
3:22:47:LEU:HD12	3:22:50:ALA:HB3	1.98	0.46
26:1H:1047:G:H4'	26:1H:1048:A:O5'	2.15	0.46
5:42:92:LYS:N	5:42:119:LEU:O	2.33	0.46

Continued on next page...

Continued from previous page...

Atom-1	Atom-2	Interatomic distance (Å)	Clash overlap (Å)
26:1H:2118:U:C1'	26:1H:2147:G:H1	2.28	0.46
26:14:1889:A:N1	26:14:2234:G:H1'	2.31	0.46
1:13:1240:U:C5	7:6E:32:ARG:HD2	2.51	0.46
13:4A:64:TRP:NE1	13:4A:66:LEU:HD23	2.30	0.46
9:82:17:VAL:HG21	9:82:81:ILE:HG13	1.97	0.46
26:1H:1113:U:H5'	33:51:2:SER:HB2	1.97	0.46
26:1H:2171:A:H2'	26:1H:2172:U:H6	1.81	0.46
4:32:64:LEU:HA	4:32:67:ILE:HD12	1.97	0.46
1:1G:192:U:O4'	20:BA:103:GLY:HA2	2.15	0.46
1:13:585:G:H4'	12:3I:8:ASN:OD1	2.15	0.46
15:6A:70:LEU:HD11	15:6A:77:ARG:HG3	1.97	0.46
1:1G:628:G:H2'	1:1G:629:G:C8	2.50	0.46
31:31:197:ASP:O	31:31:198:ALA:HB3	2.16	0.46
26:1H:2022:U:O2'	26:1H:2617:C:H5'	2.16	0.46
29:19:119:ALA:HA	29:19:130:ALA:O	2.15	0.46
1:13:848:C:H2'	1:13:849:C:O4'	2.16	0.46
31:31:20:LEU:HD12	31:31:21:ALA:H	1.81	0.46
32:41:107:LEU:HD11	32:41:178:PHE:HE1	1.81	0.46
14:5I:9:LYS:HA	14:5I:12:ARG:HG2	1.97	0.46
27:16:7:G:H4'	40:A8:29:PHE:CD2	2.51	0.46
26:1H:581:C:OP1	42:C8:33:ARG:HG3	2.14	0.46
1:13:968:A:H4'	1:13:969:A:OP2	2.15	0.46
26:14:2068:U:H3	26:14:2430:A:H2	1.56	0.46
39:55:8:ARG:O	39:55:17:ARG:HD3	2.16	0.46
2:1E:162:ILE:HG13	2:1E:177:ALA:HB2	1.97	0.46
1:13:1424:C:H42	1:13:1476:G:H1	1.64	0.46
1:13:724:G:C2	1:13:725:G:C8	3.04	0.46
1:13:384:G:H2'	1:13:385:C:C6	2.51	0.46
47:D5:24:LEU:O	47:D5:38:TYR:HB2	2.16	0.46
2:12:213:LEU:HG	2:12:214:ILE:HD13	1.97	0.46
26:14:2695:C:H2'	26:14:2696:U:C6	2.50	0.46
26:14:569:U:C4	26:14:570:G:C6	3.04	0.46
12:3A:92:ASP:O	12:3A:93:LEU:HD23	2.15	0.46
1:13:164:U:H2'	1:13:165:C:C6	2.50	0.46
6:52:42:GLU:HG2	6:52:61:LEU:HG	1.96	0.46
2:1E:49:GLU:N	2:1E:49:GLU:OE1	2.46	0.46
31:31:108:LYS:HE2	31:31:108:LYS:HB3	1.86	0.46
5:4E:27:ARG:HE	5:4E:27:ARG:HB2	1.54	0.46
20:BI:16:HIS:O	20:BI:19:SER:HB2	2.16	0.46
26:14:1810:A:H2'	26:14:1811:G:O4'	2.15	0.46
1:13:297:G:H4'	1:13:557:G:H4'	1.98	0.46

Continued on next page...

Continued from previous page...

Atom-1	Atom-2	Interatomic distance (Å)	Clash overlap (Å)
26:14:1366:A:H2'	26:14:1367:A:O4'	2.15	0.46
44:A5:65:LEU:HD13	44:A5:68:ARG:CD	2.46	0.46
47:D5:53:ILE:CG2	47:D5:71:VAL:HG23	2.28	0.46
50:G5:50:ILE:CD1	50:G5:51:ARG:N	2.73	0.46
52:M8:9:LEU:HD12	52:M8:27:THR:H	1.81	0.46
26:14:597:U:H2'	26:14:598:G:H8	1.76	0.46
46:G8:96:ILE:HD12	46:G8:101:LYS:HE2	1.98	0.46
1:13:663:A:H2'	1:13:664:G:O4'	2.15	0.46
26:1H:1443:G:N2	26:1H:1549:C:C2	2.83	0.46
8:7E:103:VAL:HG12	8:7E:138:TRP:HD1	1.80	0.46
47:D5:130:PRO:HA	47:D5:133:ILE:HD11	1.97	0.46
26:14:2123:G:H1'	28:79:172:HIS:CD2	2.50	0.46
30:29:32:PRO:HG3	30:29:90:THR:HG22	1.97	0.46
1:1G:1359:C:H5''	60:1G:1760:HOH:O	2.14	0.46
30:21:203:LYS:HD2	30:21:203:LYS:O	2.16	0.46
1:1G:1158:C:HO2'	2:12:133:LYS:HZ2	1.56	0.46
29:19:30:GLU:HG3	29:19:63:ARG:NH2	2.30	0.46
1:13:464:G:O6	1:13:466:C:H4'	2.16	0.46
38:88:20:ALA:HB3	47:H8:79:ARG:CZ	2.44	0.46
50:K8:15:LYS:HD3	50:K8:67:LYS:HZ3	1.81	0.46
1:13:376:G:O3'	16:7I:5:ARG:NH1	2.31	0.46
26:1H:353:G:H2'	26:1H:354:G:C8	2.50	0.46
1:1G:1129:C:N4	1:1G:1139:G:H22	2.14	0.46
40:A8:12:PHE:HA	40:A8:15:ARG:HB2	1.97	0.46
26:14:754:C:H2'	26:14:755:C:H6	1.80	0.46
32:41:97:ASP:O	32:41:100:TRP:N	2.49	0.46
26:1H:2355:C:O2	48:I8:39:ARG:NH2	2.46	0.46
26:14:1359:A:H8	26:14:1359:A:H5'	1.81	0.46
29:19:136:ILE:HG23	29:19:137:PRO:HD2	1.98	0.46
26:1H:1913:A:H4'	26:1H:1914:C:O5'	2.15	0.46
5:4E:145:LYS:O	5:4E:148:VAL:HB	2.15	0.46
26:14:674:G:H2'	26:14:804:A:H61	1.81	0.46
1:1G:584:G:OP1	17:8A:87:LYS:HD2	2.15	0.46
26:14:946:G:H2'	26:14:947:G:H8	1.81	0.46
2:1E:21:ARG:C	2:1E:23:ARG:H	2.18	0.46
26:14:1991:U:C2'	26:14:1992:G:H5''	2.46	0.46
26:1H:2564:A:C2	26:1H:2647:U:H4'	2.51	0.46
26:1H:301:G:C4	26:1H:302:C:C5	3.04	0.46
26:1H:2453:A:OP2	60:1H:3558:HOH:O	2.21	0.46
30:29:119:ARG:HA	30:29:160:TYR:CD2	2.51	0.46
1:13:422:C:H4'	1:13:423:G:O5'	2.15	0.46

Continued on next page...

Continued from previous page...

Atom-1	Atom-2	Interatomic distance (Å)	Clash overlap (Å)
46:C5:37:VAL:O	46:C5:67:LEU:N	2.48	0.46
1:13:922:G:C6	1:13:923:A:C6	3.04	0.46
3:22:20:SER:HB2	3:22:40:ARG:HH22	1.79	0.46
26:14:463:G:N2	26:14:466:A:OP2	2.46	0.46
26:1H:1808:U:H2'	26:1H:1809:A:O4'	2.16	0.46
16:7I:7:ALA:HB3	16:7I:18:ARG:HB2	1.98	0.46
26:14:1942:C:OP2	26:14:1943:U:O2'	2.11	0.46
1:1G:1236:A:H4'	1:1G:1304:G:H4'	1.97	0.46
26:1H:1668:A:OP1	36:68:5:GLN:HG3	2.16	0.46
26:14:315:G:H2'	26:14:316:C:C6	2.51	0.46
26:1H:1205:U:H4'	26:1H:1206:G:OP2	2.15	0.46
38:88:23:GLY:H	47:H8:78:LYS:HE3	1.81	0.46
26:14:1057:A:H3'	26:14:1058:U:C6	2.51	0.46
55:M5:60:LEU:HD23	55:M5:60:LEU:HA	1.79	0.46
26:1H:2468:G:O4'	26:1H:2468:G:N3	2.49	0.46
12:3A:91:LYS:HG3	12:3A:91:LYS:O	2.16	0.46
2:12:172:ILE:H	2:12:172:ILE:HD12	1.79	0.46
1:1G:1347:G:H22	1:1G:1374:A:P	2.39	0.46
4:3E:84:LYS:HB2	4:3E:85:LYS:HE2	1.96	0.46
1:13:5:U:H3'	4:3E:86:LYS:HE3	1.98	0.46
1:1G:1047:G:H5''	14:5A:4:LYS:HE2	1.97	0.46
20:BI:79:ARG:HG2	20:BI:83:ARG:NH1	2.30	0.46
1:1G:49:U:O4'	12:3A:28:LYS:NZ	2.41	0.46
26:1H:941:A:H3'	26:1H:942:G:C8	2.50	0.46
22:1K:6:G:O2'	22:1K:7:U:O5'	2.26	0.46
26:1H:71:A:H4'	26:1H:72:U:H5''	1.97	0.46
26:1H:2751:G:C2	33:51:3:ARG:HB3	2.51	0.46
5:42:76:ILE:HG23	5:42:142:LEU:HD13	1.96	0.46
15:6I:81:LEU:O	15:6I:85:LEU:HB2	2.16	0.46
23:2K:17:C:HO2'	23:2K:18:C:H5	1.60	0.46
42:C8:92:ARG:HH21	43:D8:10:LYS:HG2	1.80	0.46
26:14:1728:G:N3	26:14:1728:G:H5''	2.31	0.46
32:41:67:LYS:HZ2	52:M8:6:HIS:CE1	2.34	0.46
34:69:142:VAL:HG12	34:69:143:SER:N	2.29	0.46
32:49:97:ASP:N	32:49:100:TRP:HD1	2.11	0.46
13:4A:84:ILE:HG12	19:AA:63:THR:HG21	1.97	0.46
12:3A:111:LYS:CD	12:3A:111:LYS:H	2.20	0.46
26:14:77:C:O3'	50:G5:14:ARG:NH2	2.49	0.46
32:49:121:ASN:OD1	32:49:124:SER:N	2.49	0.46
26:14:1812:A:O2'	29:19:45:ASN:HB2	2.15	0.46
8:7E:97:VAL:HG12	8:7E:98:LYS:HE3	1.98	0.46

Continued on next page...

Continued from previous page...

Atom-1	Atom-2	Interatomic distance (Å)	Clash overlap (Å)
1:1G:667:G:H2'	1:1G:668:G:C8	2.50	0.46
26:1H:2016:U:H1'	53:N8:6:VAL:CG1	2.46	0.46
31:31:185:ASP:OD1	31:31:188:ARG:HD3	2.16	0.46
26:1H:1188:U:H5'	43:D8:79:VAL:HG22	1.98	0.46
1:13:953:G:C6	1:13:954:G:C4	3.04	0.46
11:2A:98:LEU:HA	11:2A:101:SER:HB3	1.98	0.46
1:13:240:C:H2'	1:13:241:C:H6	1.81	0.46
47:H8:10:ARG:HH21	47:H8:26:GLY:N	2.14	0.46
26:14:1828:G:O6	29:19:222:ARG:HD3	2.16	0.46
45:B5:36:LYS:HG3	45:B5:56:THR:HG23	1.97	0.46
1:13:109:A:C6	1:13:326:G:C6	3.03	0.46
26:14:383:U:H2'	26:14:385:C:H5	1.79	0.46
4:32:100:ARG:HG2	4:32:136:PRO:O	2.16	0.46
37:35:27:HIS:HB3	37:35:32:THR:HG23	1.97	0.46
3:22:90:GLU:O	3:22:93:LYS:HE2	2.16	0.46
26:1H:681:G:H2'	26:1H:682:G:O4'	2.16	0.46
1:13:992:U:H4'	1:13:993:G:O5'	2.16	0.46
26:1H:551:G:O5'	26:1H:551:G:H8	1.99	0.46
26:1H:2086:U:H2'	26:1H:2087:G:C8	2.51	0.46
51:H5:38:GLU:HG3	51:H5:39:ASP:H	1.80	0.46
26:14:2505:G:H2'	26:14:2576:G:O6	2.16	0.46
37:78:94:GLU:HG3	37:78:96:THR:HG23	1.98	0.46
26:1H:2849:U:O4	41:B8:23:ARG:NH2	2.49	0.46
42:85:92:ARG:NH1	43:95:11:GLN:H	2.13	0.46
26:14:841:A:H61	26:14:937:U:H3	1.63	0.46
31:31:28:ILE:O	31:31:28:ILE:HD12	2.15	0.46
28:79:45:ALA:HB3	28:79:171:ILE:HG21	1.98	0.46
46:G8:28:LYS:HE3	46:G8:40:GLU:HB2	1.98	0.46
47:D5:39:VAL:HG21	47:D5:44:PHE:HB2	1.97	0.46
42:C8:92:ARG:HD3	42:C8:94:ASN:HB3	1.97	0.46
26:14:2635:C:H5'	30:29:78:LEU:HD12	1.98	0.46
26:14:1259:G:H2'	26:14:1260:G:H8	1.80	0.46
1:13:352:C:O2'	1:13:353:A:O3'	2.34	0.46
13:4A:82:MET:HG3	13:4A:83:ASP:H	1.81	0.46
26:14:1717:G:H2'	26:14:1718:G:O4'	2.16	0.46
26:1H:2590:A:C2	26:1H:2605:U:C2	3.04	0.46
4:32:13:ARG:C	4:32:15:GLU:H	2.19	0.46
31:39:184:TYR:CE2	31:39:188:ARG:HD3	2.51	0.46
37:35:21:ARG:HE	37:35:21:ARG:HA	1.80	0.46
26:1H:1453:A:O2'	26:1H:1454:U:H2'	2.15	0.46
34:69:101:LEU:H	34:69:101:LEU:HD23	1.81	0.46

Continued on next page...

Continued from previous page...

Atom-1	Atom-2	Interatomic distance (Å)	Clash overlap (Å)
5:4E:122:GLU:HG2	5:4E:131:ILE:CD1	2.46	0.46
1:1G:841:U:H4'	1:1G:842:C:C5	2.51	0.46
26:14:2615:U:C2	53:J5:7:PRO:HA	2.51	0.46
1:13:169:C:H2'	1:13:170:U:H5'	1.97	0.46
26:14:547:A:H2'	26:14:548:A:C8	2.51	0.46
4:32:145:GLU:HG3	4:32:182:LYS:HG3	1.98	0.46
4:32:182:LYS:NZ	4:32:184:LYS:HE2	2.31	0.46
26:14:1921:G:H2'	26:14:1922:G:H8	1.79	0.46
1:13:61:G:H1	1:13:106:C:H42	1.64	0.46
3:2E:47:LEU:HB2	3:2E:52:LEU:HD13	1.98	0.46
34:61:41:GLU:OE2	34:61:42:SER:OG	2.20	0.46
37:35:138:LEU:HD13	37:35:138:LEU:O	2.15	0.46
1:13:753:A:H4'	1:13:754:C:C5'	2.46	0.46
1:1G:97:U:H2'	1:1G:99:C:C6	2.51	0.46
6:52:23:LYS:HG2	6:52:61:LEU:HD21	1.98	0.46
26:14:2799:A:H5'	26:14:2801:A:O4'	2.16	0.46
1:13:186:C:O4'	20:BI:81:LYS:NZ	2.49	0.46
41:75:132:LYS:HB2	41:75:133:GLU:OE1	2.16	0.46
37:78:68:GLN:HG2	55:Q8:12:LYS:HD3	1.97	0.46
26:14:2552:U:O5'	26:14:2552:U:H6	1.98	0.46
32:41:79:ASN:N	32:41:79:ASN:OD1	2.49	0.46
29:19:38:LYS:HE3	29:19:38:LYS:HB3	1.46	0.46
27:1J:61:G:C6	27:1J:62:C:C4	3.04	0.46
26:1H:2556:C:H2'	26:1H:2557:G:O4'	2.16	0.46
29:19:262:ARG:NH1	29:19:263:ARG:N	2.64	0.46
26:1H:1728:G:C3'	26:1H:1729:A:H5'	2.35	0.46
27:16:14:U:O3'	27:16:107:U:O2'	2.29	0.46
26:14:661:C:H1'	37:35:12:ALA:HA	1.98	0.46
26:1H:298:G:N7	46:G8:84:ARG:NH1	2.64	0.46
4:32:26:CYS:SG	58:32:301:SF4:S1	3.12	0.46
1:13:266:G:H8	1:13:266:G:H2'	1.68	0.46
39:55:115:GLU:HG3	39:55:116:LEU:O	2.16	0.46
26:1H:1442:G:H2'	26:1H:1443:G:H8	1.78	0.46
1:1G:107:G:C2	1:1G:108:G:H1'	2.51	0.46
1:1G:980:C:H3'	1:1G:981:U:C6	2.51	0.46
26:14:2173:A:HO2'	26:14:2174:C:P	2.39	0.46
1:1G:1316:G:H22	1:1G:1319:A:P	2.39	0.46
26:1H:85:G:OP2	46:G8:9:LYS:HB2	2.15	0.46
1:1G:1157:A:O4'	1:1G:1158:C:H6	1.99	0.46
9:82:20:ARG:O	9:82:60:ASP:N	2.47	0.46
1:13:1004:A:N3	1:13:1004:A:H5''	2.31	0.46

Continued on next page...

Continued from previous page...

Atom-1	Atom-2	Interatomic distance (Å)	Clash overlap (Å)
26:14:2873:A:H3'	26:14:2874:C:C6	2.51	0.46
3:22:182:ILE:HA	3:22:202:ILE:O	2.16	0.46
1:1G:176:C:O2'	1:1G:177:C:H5'	2.16	0.46
48:E5:21:LEU:HD23	48:E5:21:LEU:HA	1.80	0.46
1:13:321:A:N6	1:13:328:C:H1'	2.27	0.46
7:6E:22:LEU:HD22	7:6E:62:PHE:CZ	2.51	0.46
17:8I:88:TYR:CD1	17:8I:89:LEU:HD22	2.44	0.46
26:14:639:U:H2'	26:14:640:C:C6	2.50	0.46
13:4I:16:ASP:N	13:4I:16:ASP:OD1	2.48	0.46
26:14:2438:U:H5''	26:14:2600:A:OP1	2.16	0.46
26:14:1946:U:H2'	26:14:1947:C:H6	1.80	0.46
28:71:41:VAL:O	28:71:175:VAL:HG22	2.16	0.46
22:1K:60:U:H5'	22:1K:61:C:H5	1.81	0.46
2:12:56:ARG:H	2:12:56:ARG:HG3	1.54	0.46
30:21:143:ASN:HB2	30:21:147:PRO:HD2	1.98	0.46
38:88:136:ALA:HB1	47:H8:52:SER:HB2	1.98	0.46
1:13:1511:G:H2'	1:13:1512:U:O4'	2.15	0.46
26:1H:2075:U:H2'	26:1H:2238:G:N2	2.31	0.46
1:13:243:A:H4'	1:13:244:U:H5''	1.97	0.46
12:3A:32:PHE:HD1	12:3A:86:ARG:HA	1.81	0.46
26:14:528:A:N1	26:14:2042:A:H2'	2.31	0.46
31:39:36:VAL:HG11	31:39:183:VAL:HG21	1.97	0.46
44:E8:59:VAL:HG11	44:E8:66:GLU:HB2	1.98	0.46
1:13:1534:A:P	1:13:1534:A:H8	2.39	0.46
1:13:946:A:H2'	1:13:947:G:C8	2.51	0.46
26:14:142:G:H2'	26:14:143:C:H6	1.80	0.46
35:58:14:VAL:HG21	35:58:33:LEU:HD23	1.98	0.46
20:BI:36:LEU:HD12	20:BI:55:ILE:HG23	1.97	0.46
3:2E:125:GLU:HG2	3:2E:190:ARG:O	2.16	0.46
29:19:31:LYS:HZ1	29:19:102:LYS:HD3	1.80	0.46
1:1G:491:G:C6	1:1G:492:G:C5	3.04	0.46
1:1G:771:G:H2'	1:1G:772:U:C6	2.50	0.46
1:13:1333:A:H2'	1:13:1334:G:O4'	2.16	0.46
26:1H:94:G:H2'	26:1H:95:G:O4'	2.16	0.46
15:6A:76:GLU:HA	15:6A:79:ARG:CZ	2.46	0.46
1:1G:1298:C:N4	7:62:114:ARG:HB3	2.31	0.45
22:1K:75:C:H2'	22:1K:76:A:C4	2.51	0.45
46:C5:47:LYS:HA	46:C5:60:PHE:CE2	2.51	0.45
1:1G:146:G:H2'	1:1G:147:G:C8	2.49	0.45
4:32:82:ALA:HB3	4:32:89:THR:HG23	1.97	0.45
1:1G:837:G:H2'	1:1G:838:G:C8	2.51	0.45

Continued on next page...

Continued from previous page...

Atom-1	Atom-2	Interatomic distance (Å)	Clash overlap (Å)
1:13:1453:G:H2'	20:BI:39:LYS:CE	2.46	0.45
8:7E:44:PHE:HE2	8:7E:109:ILE:CG2	2.29	0.45
26:1H:1110:G:O2'	26:1H:1111:A:OP2	2.28	0.45
22:1L:9:A:H3'	22:1L:10:G:N7	2.31	0.45
50:K8:47:ASN:ND2	50:K8:47:ASN:H	2.14	0.45
1:13:186(C):G:C6	1:13:191(E):G:C6	3.04	0.45
26:14:1204:A:N1	26:14:1241:A:H2	2.14	0.45
2:12:187:LEU:HD22	2:12:188:ALA:N	2.31	0.45
43:D8:15:GLU:O	43:D8:96:ILE:HB	2.17	0.45
29:11:31:LYS:HG3	29:11:33:LEU:HD21	1.98	0.45
29:11:35:LYS:CG	29:11:35:LYS:O	2.65	0.45
26:14:588:U:H2'	26:14:589:C:C6	2.51	0.45
1:13:991:U:C5	1:13:1212:U:H1'	2.51	0.45
30:29:116:VAL:O	30:29:117:MET:HG2	2.16	0.45
10:1A:36:GLY:O	10:1A:38:ILE:HG23	2.16	0.45
28:71:216:THR:HB	28:71:218:MET:H	1.80	0.45
47:D5:102:LEU:HD23	47:D5:137:ILE:O	2.15	0.45
26:14:853:G:H1	26:14:924:C:H42	1.64	0.45
26:1H:2698:U:H2'	26:1H:2699:C:C6	2.51	0.45
40:65:77:ALA:HB1	40:65:82:ILE:HG12	1.98	0.45
2:1E:28:PHE:CD2	2:1E:190:THR:HA	2.51	0.45
1:13:57:G:H2'	1:13:58:C:H6	1.79	0.45
55:Q8:49:VAL:O	55:Q8:51:ALA:N	2.48	0.45
16:7A:2:VAL:HA	16:7A:23:ASP:HA	1.97	0.45
26:1H:858:U:O2	26:1H:2268:A:H2'	2.16	0.45
6:52:33:TYR:OH	6:52:78:GLU:HG3	2.16	0.45
21:1F:17:THR:O	21:1F:22:ARG:HD3	2.16	0.45
1:1G:1216:G:H5''	14:5A:5:ALA:CB	2.46	0.45
14:5A:22:THR:HB	14:5A:33:VAL:HG21	1.97	0.45
1:13:329:A:C5	1:13:332:G:C6	3.04	0.45
26:14:1190:G:OP1	37:35:32:THR:HA	2.16	0.45
15:6A:76:GLU:OE2	15:6A:79:ARG:NH1	2.49	0.45
3:22:43:LEU:HD21	3:22:68:VAL:HG21	1.97	0.45
47:H8:151:HIS:HA	47:H8:170:THR:HA	1.97	0.45
1:1G:639:G:H2'	1:1G:640:A:H8	1.81	0.45
1:13:1486:G:C6	1:13:1487:G:C6	3.05	0.45
26:1H:822:U:O2'	26:1H:823:G:H5'	2.15	0.45
54:P8:13:ALA:O	54:P8:17:GLY:HA3	2.16	0.45
31:39:49:ALA:O	31:39:92:PRO:HB2	2.16	0.45
26:1H:484:C:OP1	46:G8:51:VAL:HG22	2.16	0.45
29:19:175:LEU:HD21	29:19:185:VAL:CG2	2.47	0.45

Continued on next page...

Continued from previous page...

Atom-1	Atom-2	Interatomic distance (Å)	Clash overlap (Å)
26:14:1243:G:H1'	37:35:4:SER:O	2.15	0.45
36:68:71:ARG:HH21	36:68:77:ILE:HG21	1.80	0.45
2:12:179:LYS:HD3	2:12:180:LEU:HG	1.98	0.45
1:1G:414:A:H2'	1:1G:415:A:C8	2.51	0.45
32:41:62:LEU:HD12	32:41:62:LEU:HA	1.71	0.45
26:1H:507:A:H5''	26:1H:508:G:H3'	1.98	0.45
1:13:718:G:H5'	11:2I:117:ASN:HB2	1.97	0.45
2:1E:97:TRP:CZ3	2:1E:172:ILE:HB	2.51	0.45
26:14:1091:G:N2	26:14:1092:C:N3	2.62	0.45
29:11:146:GLU:HG3	29:11:190:TYR:H	1.81	0.45
24:3L:18:G:H2'	24:3L:57:G:N2	2.31	0.45
4:32:24:GLU:O	4:32:27:TYR:N	2.48	0.45
1:1G:1442:G:O2'	1:1G:1443:G:OP1	2.33	0.45
50:K8:62:THR:O	50:K8:66:GLU:HG2	2.16	0.45
26:14:2647:U:O2	26:14:2673:G:N2	2.33	0.45
8:7E:109:ILE:HG23	8:7E:137:VAL:CG2	2.39	0.45
2:1E:187:LEU:HD21	2:1E:211:ILE:HG22	1.96	0.45
2:12:12:GLU:HG3	2:12:16:HIS:ND1	2.30	0.45
1:13:609:A:H2'	1:13:610:G:H5'	1.98	0.45
26:1H:1528:A:N6	26:1H:1529:A:N1	2.64	0.45
35:58:130:HIS:CA	35:58:134:ARG:HH22	2.30	0.45
26:1H:2315:G:H5''	26:1H:2316:C:OP2	2.16	0.45
1:1G:1402:C:H2'	1:1G:1403:C:O4'	2.16	0.45
1:1G:690:G:H22	11:2A:55:LYS:HE2	1.81	0.45
26:14:2873:A:H8	39:55:6:SER:N	2.09	0.45
26:14:2232:U:O2'	26:14:2233:U:H5'	2.15	0.45
2:1E:165:VAL:HG23	2:1E:166:ASP:N	2.29	0.45
6:52:76:ALA:HB1	6:52:80:ARG:NH2	2.26	0.45
26:14:649:G:H2'	26:14:650:C:H6	1.80	0.45
28:71:22:ILE:HD11	28:71:226:PRO:O	2.15	0.45
26:1H:1799:G:C5'	26:1H:1819:A:H61	2.30	0.45
33:51:2:SER:O	33:51:2:SER:OG	2.33	0.45
5:42:11:ILE:HD12	5:42:31:LEU:HD12	1.98	0.45
35:15:128:HIS:CE1	35:15:130:HIS:HA	2.52	0.45
13:4I:82:MET:C	13:4I:84:ILE:H	2.20	0.45
26:1H:2335:A:C8	26:1H:2337:G:C5	3.04	0.45
26:1H:2867:G:P	41:B8:119:LYS:HZ1	2.37	0.45
7:6E:27:ILE:HA	7:6E:30:ILE:HD12	1.98	0.45
1:13:626:U:C2	1:13:627:G:C8	3.05	0.45
26:14:860:U:C2	26:14:2268:A:C8	3.04	0.45
26:1H:1906:G:O2'	26:1H:1907:G:H5'	2.16	0.45

Continued on next page...

Continued from previous page...

Atom-1	Atom-2	Interatomic distance (Å)	Clash overlap (Å)
32:41:96:ARG:O	32:41:97:ASP:HB2	2.16	0.45
26:14:1358:G:O2'	26:14:1359:A:H5''	2.15	0.45
41:B8:19:LEU:HD22	41:B8:86:ILE:HG22	1.97	0.45
26:14:49:A:H4'	26:14:50:U:H5''	1.98	0.45
34:61:145:VAL:HG22	34:61:146:ALA:H	1.81	0.45
26:14:483:A:H5'	46:C5:49:VAL:HG23	1.99	0.45
26:1H:1423:G:C4	26:1H:1424:G:C8	3.04	0.45
30:29:103:ASP:N	30:29:200:GLU:O	2.44	0.45
26:14:642:G:H3'	26:14:642:G:C8	2.51	0.45
52:M8:38:LYS:HE3	52:M8:44:THR:HG21	1.97	0.45
1:1G:184:G:C2'	1:1G:185:A:H5'	2.46	0.45
1:1G:1465:C:H2'	1:1G:1466:C:O4'	2.17	0.45
1:1G:555:C:H2'	1:1G:556:C:C6	2.51	0.45
1:13:123:C:OP1	1:13:312:C:H5'	2.16	0.45
26:1H:558:G:P	35:58:111:PRO:HD2	2.57	0.45
26:1H:1287:A:H3'	26:1H:1288:U:C6	2.52	0.45
26:14:1798:U:H5'	29:19:259:THR:OG1	2.17	0.45
54:P8:35:ARG:HG3	54:P8:42:LEU:HD11	1.98	0.45
3:2E:142:MET:SD	3:2E:148:GLY:HA2	2.56	0.45
54:L5:5:TRP:CD1	54:L5:7:PRO:HG3	2.51	0.45
3:2E:42:LEU:HD13	3:2E:42:LEU:HA	1.85	0.45
26:1H:1972:A:H2'	26:1H:1973:G:H8	1.80	0.45
1:1G:1524:C:H2'	1:1G:1525:G:C8	2.51	0.45
26:14:2841:C:H2'	26:14:2842:G:C8	2.51	0.45
32:49:56:ALA:HA	32:49:59:GLU:HB3	1.98	0.45
26:1H:1371:G:H2'	26:1H:1372:U:C5	2.51	0.45
1:1G:1296:C:H5'	13:4A:14:ARG:HD3	1.98	0.45
26:1H:1550:C:O2'	26:1H:1551:C:H5'	2.16	0.45
1:1G:1277:C:H1'	1:1G:1282:C:O2	2.16	0.45
26:1H:71:A:H2	45:F8:31:HIS:NE2	2.05	0.45
26:14:1109:C:H2'	26:14:1110:G:C1'	2.44	0.45
30:29:54:GLN:H	30:29:74:PRO:CB	2.27	0.45
1:1G:1023:G:H5''	1:1G:1024:G:N2	2.31	0.45
1:1G:998(A):C:H2'	1:1G:999:U:C6	2.51	0.45
15:6I:71:GLN:HG2	15:6I:78:TYR:CE1	2.51	0.45
27:1J:4:C:H2'	27:1J:5:C:C6	2.51	0.45
50:K8:38:GLN:NE2	50:K8:44:LEU:O	2.47	0.45
9:82:58:HIS:HB3	9:82:59:PHE:CZ	2.52	0.45
45:F8:44:GLU:HG2	45:F8:49:VAL:O	2.16	0.45
1:13:590:C:N4	1:13:649:G:H1	2.15	0.45
26:1H:2393:A:H2'	26:1H:2394:C:H6	1.81	0.45

Continued on next page...

Continued from previous page...

Atom-1	Atom-2	Interatomic distance (Å)	Clash overlap (Å)
26:14:389:G:H22	37:35:72:PRO:HD3	1.81	0.45
26:14:638:G:H2'	26:14:639:U:O4'	2.17	0.45
12:3A:47:LYS:CG	12:3A:48:PRO:HD2	2.46	0.45
26:1H:274:G:H1'	26:1H:276:A:C2	2.51	0.45
26:14:1753:G:N1	26:14:1756:G:C2	2.85	0.45
27:1J:52:A:H61	40:65:33:LYS:HD3	1.80	0.45
26:14:1418:G:H2'	26:14:1579:A:N6	2.31	0.45
33:59:56:SER:HB3	33:59:61:HIS:CE1	2.52	0.45
33:59:6:ARG:HH22	33:59:54:ARG:HH12	1.63	0.45
4:32:15:GLU:OE1	4:32:59:ARG:NH2	2.46	0.45
26:14:958:U:O2	27:1J:89(A):A:O2'	2.29	0.45
26:1H:1466:G:H2'	26:1H:1547:C:N4	2.31	0.45
1:1G:1122:U:C2'	1:1G:1123:A:H5'	2.47	0.45
26:14:2165:G:C3'	26:14:2166:G:H5'	2.46	0.45
42:C8:65:ILE:CG1	42:C8:96:ALA:HB2	2.46	0.45
1:13:22:G:H2'	1:13:23:C:C6	2.51	0.45
45:F8:52:VAL:HG22	45:F8:82:GLN:O	2.16	0.45
26:1H:1696:G:C6	26:1H:1697:G:C4	3.04	0.45
9:8E:28:VAL:HA	9:8E:63:ILE:O	2.16	0.45
1:1G:888:G:H4'	1:1G:1489:G:H5'	1.98	0.45
26:1H:2101:G:H2'	26:1H:2102:U:O4'	2.15	0.45
1:13:380:G:C2	1:13:384:G:C6	3.04	0.45
26:1H:2729:G:H2'	26:1H:2730:C:C6	2.51	0.45
1:13:690:G:H2'	1:13:691:G:O4'	2.17	0.45
1:13:696:A:N1	1:13:797:C:O2'	2.39	0.45
26:14:1973:G:H2'	26:14:1974:C:C6	2.50	0.45
26:14:2637:U:C4	26:14:2638:G:C6	3.04	0.45
26:1H:851:U:O2'	51:L8:42:ALA:O	2.35	0.45
32:49:18:GLU:O	32:49:22:ARG:N	2.50	0.45
26:1H:862:G:H5'	27:16:79:C:H4'	1.99	0.45
32:41:143:GLU:HG2	52:M8:27:THR:HG22	1.98	0.45
1:13:1422:G:O3'	36:68:49:ARG:NH2	2.49	0.45
4:32:24:GLU:HG2	4:32:25:ARG:N	2.28	0.45
4:3E:122:ARG:NH1	4:3E:135:LEU:HD13	2.30	0.45
2:1E:197:VAL:O	8:7E:68:ARG:NH2	2.47	0.45
41:B8:50:ILE:CD1	41:B8:102:ILE:HD13	2.45	0.45
26:1H:2262:U:H4'	26:1H:2328:A:C2	2.51	0.45
2:1E:67:THR:HG22	2:1E:68:ILE:N	2.31	0.45
42:C8:15:LYS:HE2	42:C8:15:LYS:HB3	1.55	0.45
4:3E:102:ASP:OD1	4:3E:103:ASN:N	2.49	0.45
28:79:207:THR:HG22	28:79:209:LEU:H	1.80	0.45

Continued on next page...

Continued from previous page...

Atom-1	Atom-2	Interatomic distance (Å)	Clash overlap (Å)
38:88:5:ARG:HH22	38:88:6:ARG:CZ	2.29	0.45
41:75:18:ASP:N	41:75:18:ASP:OD1	2.50	0.45
32:49:73:ALA:HB1	32:49:82:LEU:HD11	1.97	0.45
29:19:44:ASN:HB3	29:19:46:GLN:N	2.31	0.45
45:B5:49:VAL:HB	45:B5:83:VAL:HG21	1.98	0.45
35:15:128:HIS:NE2	35:15:134:ARG:HD3	2.31	0.45
26:1H:2040:C:H2'	26:1H:2041:U:O4'	2.17	0.45
40:A8:8:GLU:H	40:A8:8:GLU:HG2	1.53	0.45
26:14:2104:G:H2'	26:14:2105:C:C6	2.51	0.45
3:22:190:ARG:HE	3:22:190:ARG:HA	1.80	0.45
1:1G:115:G:H4'	1:1G:116:A:O5'	2.15	0.45
26:1H:2886:G:H2'	26:1H:2887:U:C6	2.51	0.45
28:71:66:HIS:NE2	28:71:184:LYS:HB3	2.31	0.45
1:1G:1063:C:H5	1:1G:1064:G:HO2'	1.63	0.45
26:14:2459:A:C4	26:14:2460:U:C5	3.05	0.45
26:1H:1290:C:H2'	26:1H:1291:C:C6	2.52	0.45
22:1K:34:U8U:HN3	25:4K:21:A:H2	1.65	0.45
17:8I:27:PHE:O	17:8I:35:VAL:HA	2.16	0.45
12:3A:89:ARG:HG2	12:3A:90:VAL:N	2.31	0.45
46:C5:67:LEU:HA	46:C5:67:LEU:HD12	1.70	0.45
26:1H:518:G:H2'	26:1H:519:U:H6	1.81	0.45
1:13:1350:A:H2	7:6E:34:GLY:HA3	1.82	0.45
26:1H:628:G:H2'	26:1H:629:G:C8	2.51	0.45
26:1H:649:G:C5	26:1H:650:C:C4	3.05	0.45
1:1G:678:U:H2'	1:1G:679:C:C6	2.52	0.45
47:D5:101:PRO:HA	47:D5:123:ASP:N	2.32	0.45
26:1H:1782:C:O4'	26:1H:2609:U:C2	2.69	0.45
20:BA:86:ARG:NH1	20:BA:86:ARG:HB2	2.31	0.45
1:13:807:A:H2'	1:13:808:C:C6	2.51	0.45
47:D5:48:PHE:O	47:D5:52:SER:OG	2.30	0.45
27:16:44:G:H1'	27:16:47:C:H42	1.80	0.45
1:1G:1243:C:O2	1:1G:1295:G:N2	2.49	0.45
24:3L:56:C:H2'	24:3L:57:G:C8	2.52	0.45
26:14:510:C:H2'	26:14:511:U:O4'	2.17	0.45
26:1H:1443:G:N2	26:1H:1549:C:O2	2.49	0.45
41:B8:7:ILE:O	41:B8:10:VAL:N	2.49	0.45
43:95:5:VAL:HA	43:95:37:VAL:HB	1.99	0.45
1:1G:1322:C:O2'	1:1G:1323:G:H5'	2.15	0.45
22:1K:3:G:C2	22:1K:71:C:H1'	2.52	0.45
2:12:127:ILE:HG12	2:12:135:GLN:NE2	2.32	0.45
26:1H:2127:G:C6	26:1H:2128:C:C4	3.04	0.45

Continued on next page...

Continued from previous page...

Atom-1	Atom-2	Interatomic distance (Å)	Clash overlap (Å)
26:14:1338:G:N3	26:14:1393:A:H2	2.13	0.45
19:AA:41:VAL:HG23	19:AA:43:GLU:H	1.81	0.45
1:13:445:G:H1	1:13:489:C:N4	2.04	0.45
32:41:17:PRO:HA	32:41:20:ILE:HD12	1.98	0.45
32:41:16:ARG:HH21	32:41:31:VAL:HG21	1.81	0.45
35:58:96:GLU:HG2	35:58:97:ARG:N	2.32	0.45
26:14:1728:G:O6	26:14:1730:U:H5'	2.16	0.45
1:13:1313:U:O4	19:AI:3:ARG:HA	2.16	0.45
26:14:2155:G:H2'	26:14:2156:G:O4'	2.17	0.45
1:13:191(C):G:H2'	1:13:191(D):U:O4'	2.16	0.45
21:1F:5:ASP:O	21:1F:11:GLY:HA3	2.16	0.45
1:13:458:C:H42	1:13:474:G:H1	1.65	0.45
26:1H:1176:G:H2'	26:1H:1177:A:C2	2.52	0.45
1:1G:631:G:H1'	1:1G:632:A:C8	2.52	0.45
26:1H:637:A:H4'	26:1H:638:G:O5'	2.16	0.45
26:1H:2329:G:H2'	26:1H:2330:G:C8	2.52	0.45
26:1H:724:U:H2'	26:1H:725:G:O4'	2.16	0.45
36:25:7:TYR:CZ	36:25:44:LYS:HG3	2.51	0.45
50:G5:46:GLN:HA	50:G5:46:GLN:OE1	2.17	0.45
30:21:181:LEU:HA	30:21:181:LEU:HD13	1.61	0.45
29:19:143:HIS:NE2	29:19:192:THR:OG1	2.49	0.45
26:14:270(E):G:C2	26:14:270(V):G:C2	3.05	0.45
11:2A:50:TYR:HD2	11:2A:54:ARG:HB3	1.81	0.45
32:41:38:VAL:HB	32:41:158:ALA:HB3	1.97	0.45
27:1J:114:G:O2'	40:65:50:SER:OG	2.34	0.45
29:19:132:PRO:HG3	29:19:190:TYR:CE1	2.52	0.45
1:13:657:G:H4'	15:6I:28:GLN:HG2	1.99	0.45
29:11:218:ARG:HB3	29:11:219:PRO:HD2	1.98	0.45
26:1H:1449:A:N7	26:1H:1449(A):G:C8	2.85	0.45
26:14:2557:G:H2'	26:14:2558:C:C6	2.51	0.45
1:13:355:C:H2'	1:13:356:A:O4'	2.17	0.45
26:1H:1911:U:O4	26:1H:1918:A:H2'	2.17	0.45
50:K8:18:PRO:O	50:K8:21:LEU:HB2	2.16	0.45
16:7I:35:LYS:HE2	16:7I:37:GLY:O	2.17	0.45
5:42:69:VAL:O	5:42:71:LEU:N	2.50	0.45
26:14:995:C:OP2	42:85:54:LYS:NZ	2.45	0.45
26:1H:1212:G:O2'	26:1H:1213:A:OP2	2.30	0.45
2:12:100:GLY:HA2	2:12:103:THR:OG1	2.17	0.45
12:3A:41:ARG:HG2	12:3A:42:THR:N	2.30	0.45
10:1I:64:GLU:OE1	14:5I:59:ALA:CA	2.64	0.45
1:13:1305:G:H8	1:13:1305:G:OP2	1.99	0.45

Continued on next page...

Continued from previous page...

Atom-1	Atom-2	Interatomic distance (Å)	Clash overlap (Å)
47:D5:94:GLU:H	47:D5:130:PRO:HD2	1.80	0.45
1:1G:1028(A):C:N4	1:1G:1028(B):C:H41	2.15	0.45
32:49:36:LYS:O	32:49:160:VAL:HG23	2.17	0.45
5:42:110:LEU:HD23	5:42:110:LEU:HA	1.84	0.45
28:71:214:VAL:HB	28:71:224:ILE:HG21	1.99	0.45
26:1H:2505:G:O2'	26:1H:2506:U:H5'	2.17	0.45
13:4I:49:THR:HG22	13:4I:51:ALA:N	2.26	0.45
26:1H:1416:G:O2'	26:1H:1417:C:O5'	2.34	0.45
1:1G:619:U:O2	4:32:135:LEU:HD22	2.16	0.45
1:13:1142:G:H3'	1:13:1143:G:H8	1.82	0.45
27:1J:5:C:O2'	27:1J:27:C:O2	2.34	0.45
32:41:67:LYS:CD	32:41:67:LYS:N	2.76	0.45
1:1G:1327:C:H2'	1:1G:1328:C:C6	2.51	0.45
28:79:46:LYS:O	28:79:210:ARG:N	2.40	0.45
4:3E:151:LYS:HE2	4:3E:151:LYS:HB3	1.80	0.45
26:1H:805:G:H4'	26:1H:806:C:OP2	2.17	0.45
41:75:16:ARG:HB2	41:75:79:HIS:CD2	2.51	0.45
26:1H:2881:C:O3'	39:98:96:ARG:HG3	2.16	0.45
4:3E:111:ALA:HB1	4:3E:116:GLN:HB3	1.99	0.45
26:1H:2854:G:H2'	26:1H:2855:C:C6	2.52	0.45
29:19:121:PRO:HB3	29:19:135:PHE:CD2	2.51	0.45
1:13:627:G:H2'	1:13:628:G:H8	1.82	0.45
26:14:2443:C:H2'	26:14:2444:G:C8	2.48	0.45
26:14:1430:C:H2'	26:14:1431:U:H6	1.79	0.45
5:4E:6:PHE:CD1	5:4E:36:ASP:HB3	2.51	0.45
47:D5:4:ARG:HB3	47:D5:58:VAL:HB	1.99	0.45
31:39:178:PRO:HG2	31:39:179:GLU:OE1	2.16	0.45
1:1G:947:G:H2'	1:1G:948:C:C6	2.52	0.45
1:13:725:G:C2	1:13:726:C:C6	3.05	0.45
26:1H:1845:G:OP1	29:11:258:LYS:NZ	2.37	0.45
26:1H:1287:A:C5	26:1H:1288:U:C4	3.05	0.45
26:1H:649:G:C6	26:1H:650:C:C4	3.05	0.45
1:1G:1086:U:H2'	1:1G:1087:G:H8	1.81	0.45
5:42:43:LEU:HD11	5:42:132:ALA:HB1	1.97	0.45
26:1H:657:U:H2'	26:1H:658:C:C6	2.51	0.45
26:14:2335:A:C8	26:14:2337:G:C5	3.04	0.45
26:1H:1392:A:C6	26:1H:1393:A:C6	3.05	0.45
6:52:44:GLY:HA2	6:52:59:TYR:CZ	2.51	0.45
54:L5:12:ARG:NH2	54:L5:44:PRO:HB3	2.31	0.45
1:13:720:C:OP2	1:13:721:G:O2'	2.30	0.45
26:1H:2450:A:C2	26:1H:2451:A:C4	3.05	0.45

Continued on next page...

Continued from previous page...

Atom-1	Atom-2	Interatomic distance (Å)	Clash overlap (Å)
32:41:125:PHE:HB3	32:41:166:ASP:CG	2.36	0.45
26:1H:2735:G:H2'	26:1H:2736:G:C8	2.51	0.45
1:1G:1343:G:C5	1:1G:1344:C:C4	3.04	0.45
8:72:29:SER:O	8:72:32:LYS:HB2	2.17	0.45
1:1G:1152:A:OP1	10:1A:68:HIS:NE2	2.50	0.45
24:3K:55:U:N3	24:3K:58:A:C8	2.83	0.45
8:7E:37:ARG:HH21	8:7E:41:ARG:HH11	1.64	0.45
26:1H:1348:G:H5'	26:1H:1349:A:OP2	2.17	0.45
26:1H:1047:G:H2'	26:1H:1110:G:N7	2.32	0.45
19:AA:9:VAL:HG13	19:AA:10:PHE:N	2.31	0.45
26:1H:674:G:HO2'	31:31:67:GLN:HE22	1.63	0.45
22:1L:9:A:H2'	22:1L:9:A:N3	2.31	0.45
1:13:1124:G:H3'	1:13:1145:C:N4	2.32	0.45
26:1H:270(P):C:H2'	26:1H:270(Q):C:C6	2.52	0.45
1:1G:1178:G:OP2	9:82:93:ARG:NH2	2.50	0.45
40:65:107:GLU:H	40:65:110:LEU:HD11	1.82	0.45
1:1G:614:A:N6	1:1G:626:U:H3	2.08	0.45
1:13:468:A:O2'	16:7I:82:GLN:HG2	2.15	0.45
26:1H:880:G:HO2'	26:1H:881:G:P	2.40	0.45
9:8E:11:LYS:O	9:8E:13:ALA:N	2.49	0.45
26:1H:118:A:OP2	26:1H:119:A:H2'	2.16	0.45
2:1E:124:SER:HB3	2:1E:125:PRO:HD2	1.99	0.45
1:1G:1053:G:N7	1:1G:1199:U:H3'	2.32	0.45
49:F5:56:GLN:NE2	49:F5:83:GLU:HA	2.32	0.45
49:F5:82:LEU:CG	49:F5:83:GLU:H	2.28	0.45
26:1H:2205:C:H2'	26:1H:2206:C:H6	1.82	0.45
26:14:2290:G:H2'	26:14:2291:U:O4'	2.17	0.45
46:C5:52:SER:OG	46:C5:52:SER:O	2.26	0.45
26:14:1774:C:H6	26:14:1774:C:O5'	1.99	0.45
34:61:29:TYR:O	34:61:32:PRO:HD2	2.16	0.45
30:29:201:THR:HG22	30:29:202:LYS:N	2.32	0.45
3:22:134:ILE:HG23	3:22:151:VAL:HB	1.98	0.45
6:5E:81:ILE:HD11	29:11:125:ILE:HB	1.98	0.45
1:1G:707:C:H2'	1:1G:708:C:C6	2.51	0.45
36:25:22:ILE:HD13	36:25:22:ILE:HA	1.58	0.45
26:1H:270(K):C:O2'	26:1H:270(N):G:N2	2.39	0.45
1:13:303:A:C5	1:13:304:U:C5	3.05	0.45
26:14:951:C:O2'	26:14:952:G:H5'	2.16	0.45
26:14:142:G:H2'	26:14:143:C:C6	2.52	0.45
54:P8:35:ARG:O	54:P8:38:GLY:N	2.36	0.45
32:49:15:VAL:HG13	32:49:175:LEU:HB2	1.99	0.45

Continued on next page...

Continued from previous page...

Atom-1	Atom-2	Interatomic distance (Å)	Clash overlap (Å)
26:1H:1344:G:H4'	26:1H:1384:A:C5	2.52	0.45
12:3I:86:ARG:HG3	12:3I:101:VAL:HG22	1.97	0.45
40:65:69:VAL:HG13	40:65:101:LEU:HD13	1.98	0.45
47:H8:44:PHE:HE2	47:H8:86:VAL:HG11	1.82	0.45
34:69:116:LEU:HD11	34:69:120:ILE:HG13	1.99	0.45
26:1H:386:G:H4'	26:1H:387:U:OP2	2.16	0.45
28:71:47:LEU:HB2	28:71:169:GLY:O	2.17	0.45
48:I8:26:TYR:O	48:I8:67:VAL:HG13	2.17	0.45
10:1A:50:ILE:HG22	10:1A:52:GLY:H	1.82	0.45
1:1G:507:C:H3'	1:1G:508:C:H2'	1.99	0.45
36:25:111:PHE:CD1	36:25:111:PHE:N	2.84	0.45
3:22:21:ARG:O	3:22:58:GLU:HA	2.17	0.45
14:5I:29:ARG:HD3	14:5I:31:ARG:O	2.17	0.45
9:82:34:ASN:O	9:82:38:GLN:HB3	2.17	0.45
1:13:119:A:N7	1:13:288:A:C2	2.85	0.45
26:14:139:G:N2	26:14:141:A:N1	2.63	0.45
47:H8:105:VAL:O	47:H8:140:ASP:HA	2.17	0.45
26:14:2864:G:OP1	41:75:119:LYS:HD2	2.17	0.45
13:4A:81:LEU:HD13	13:4A:81:LEU:HA	1.50	0.45
11:2A:14:VAL:HG12	11:2A:15:ALA:N	2.25	0.45
33:51:153:LYS:HE2	33:51:153:LYS:HB3	1.86	0.45
26:14:848:G:C4	26:14:933:A:C8	3.04	0.45
1:1G:620:C:N3	4:32:135:LEU:CD1	2.79	0.45
26:1H:929:G:O6	60:1H:3517:HOH:O	2.21	0.45
49:F5:91:LYS:HE2	49:F5:91:LYS:HB2	1.78	0.45
32:41:104:GLU:CD	52:M8:23:GLU:HG3	2.37	0.45
26:14:1730:U:H5'	26:14:1731:G:N2	2.27	0.45
1:1G:1430:C:H2'	1:1G:1431:C:C6	2.52	0.45
26:14:1312:U:O5'	45:B5:63:LYS:HE3	2.17	0.45
23:2K:29:C:H2'	23:2K:30:G:H8	1.81	0.45
26:1H:2097:C:H2'	26:1H:2098:U:O4'	2.16	0.45
26:14:1169:G:H1	26:14:1180:C:N4	2.15	0.45
26:14:7:G:H2'	26:14:8:A:C8	2.51	0.45
26:14:1159:U:OP1	51:H5:30:ARG:NH1	2.50	0.45
34:61:68:LEU:HA	34:61:71:ILE:CG2	2.46	0.45
28:79:15:ASP:HB3	28:79:20:TYR:OH	2.17	0.45
26:14:587:C:H4'	26:14:588:U:C6	2.52	0.45
31:31:126:VAL:O	31:31:195:ASP:HA	2.17	0.45
1:13:16:A:O2'	1:13:17:U:H5'	2.17	0.45
26:14:910:A:C6	26:14:911:A:C6	3.05	0.45
1:1G:38:G:C2	1:1G:397:A:C2	3.05	0.45

Continued on next page...

Continued from previous page...

Atom-1	Atom-2	Interatomic distance (Å)	Clash overlap (Å)
7:62:132:GLY:H	7:62:135:VAL:HB	1.81	0.45
30:29:201:THR:C	30:29:202:LYS:HZ2	2.20	0.45
40:65:102:ALA:O	40:65:105:ALA:N	2.50	0.45
26:14:674:G:O2'	31:39:74:ARG:HD3	2.16	0.45
26:14:2845:G:N2	26:14:2871:C:O2	2.36	0.45
40:65:99:LYS:HE2	40:65:103:GLU:OE2	2.16	0.45
20:BI:100:ILE:HG12	20:BI:101:GLY:N	2.31	0.45
1:1G:730:G:C5	1:1G:731:G:H1'	2.51	0.45
26:1H:844:C:H3'	26:1H:845:G:C8	2.52	0.45
26:14:1138:G:C4	26:14:1139:G:H1'	2.51	0.45
54:L5:8:ASN:OD1	54:L5:11:LYS:N	2.29	0.45
32:41:145:THR:HG23	52:M8:28:LYS:NZ	2.32	0.45
1:13:947:G:H2'	1:13:948:C:O4'	2.16	0.45
3:22:43:LEU:HA	3:22:46:GLU:HG2	1.99	0.45
6:5E:89:MET:HE1	18:9I:72:ARG:HB3	1.98	0.45
53:N8:20:ARG:HA	53:N8:23:HIS:CE1	2.50	0.45
1:13:486:U:H2'	1:13:487:A:H8	1.81	0.45
1:1G:1377:A:H2'	7:62:7:ALA:HB3	1.99	0.45
42:C8:28:ARG:HD3	42:C8:38:THR:OG1	2.17	0.45
1:13:782:A:H62	1:13:800:G:H21	1.64	0.45
26:14:1412:A:H2'	26:14:1413:G:C8	2.52	0.45
30:21:18:ASP:HA	41:B8:82:LEU:HD11	1.98	0.45
5:4E:13:ILE:HA	5:4E:13:ILE:HD13	1.72	0.45
37:35:80:TYR:HA	37:35:111:ARG:O	2.17	0.45
29:11:30:GLU:HG3	29:11:63:ARG:NH2	2.31	0.45
26:14:1226:G:H5'	43:95:85:LYS:HA	1.99	0.45
43:95:71:LEU:HA	43:95:71:LEU:HD13	1.50	0.45
26:1H:577:G:OP1	26:1H:2502:G:O2'	2.28	0.45
1:1G:1240:U:OP2	7:62:116:ALA:N	2.50	0.45
1:1G:1347:G:C6	9:82:107:ARG:NH2	2.85	0.45
37:35:15:ARG:CZ	37:35:15:ARG:HB2	2.47	0.45
4:32:32:ALA:CA	4:32:35:ARG:HB3	2.47	0.45
1:13:130:A:C8	17:8I:63:ARG:HD3	2.51	0.45
31:31:66:PRO:O	31:31:67:GLN:CB	2.58	0.45
26:14:330:A:H2	26:14:1210:A:O2'	2.00	0.45
26:14:675:A:H4'	31:39:67:GLN:OE1	2.17	0.45
30:21:2:LYS:HA	30:21:84:PHE:CD1	2.52	0.45
3:22:88:ARG:O	3:22:91:LEU:HD13	2.16	0.45
22:1L:39:PSU:H2'	22:1L:40:C:C6	2.52	0.45
34:69:37:VAL:HG12	34:69:38:LEU:HD12	1.99	0.45
1:1G:407:G:O2'	4:32:116:GLN:HG3	2.17	0.45

Continued on next page...

Continued from previous page...

Atom-1	Atom-2	Interatomic distance (Å)	Clash overlap (Å)
26:14:2053:G:C2	26:14:2617:C:C2	3.05	0.45
26:1H:1826:G:O2'	29:11:242:ARG:NH2	2.50	0.45
8:72:111:ILE:HD12	8:72:135:CYS:SG	2.57	0.45
2:1E:185:ILE:CG2	2:1E:199:TYR:HB2	2.45	0.45
32:49:76:SER:OG	32:49:82:LEU:O	2.35	0.45
12:3I:8:ASN:O	12:3I:11:VAL:N	2.49	0.45
4:32:107:ARG:HD3	4:32:173:TRP:CH2	2.52	0.45
1:13:8:A:H62	4:3E:208:SER:HB3	1.82	0.45
32:49:39:ILE:HD11	32:49:102:PHE:CE2	2.51	0.45
26:1H:486:C:H4'	44:E8:60:ASN:OD1	2.17	0.45
35:58:39:ARG:NH2	35:58:41:ASP:OD2	2.50	0.45
26:1H:654(S):G:O2'	26:1H:654(T):A:OP2	2.31	0.45
26:1H:443:A:H3'	31:31:45:ARG:NH2	2.32	0.45
31:31:164:ARG:NH1	31:31:164:ARG:HG2	2.32	0.45
26:14:446:G:OP2	60:14:3426:HOH:O	2.21	0.45
26:14:1229:G:N2	26:14:1229(A):G:H1'	2.31	0.45
32:49:49:ASP:HB3	32:49:52:ILE:HG22	1.99	0.45
1:13:942:G:C2	1:13:943:U:C6	3.04	0.45
1:13:300:A:H1'	1:13:565:U:O2	2.16	0.45
1:1G:451:A:N6	1:1G:480:U:H2'	2.32	0.45
26:14:1954:G:C2	26:14:2551:C:H5''	2.52	0.45
30:29:18:ASP:HB3	41:75:82:LEU:HD11	1.99	0.45
50:K8:32:LEU:HD11	50:K8:54:LYS:HG3	1.98	0.45
45:F8:18:TYR:O	45:F8:20:GLY:N	2.50	0.45
26:14:1515:C:H2'	26:14:1516:U:H6	1.80	0.45
38:45:77:LYS:HB3	38:45:77:LYS:HE2	1.80	0.45
26:14:2859:G:H3'	26:14:2859:G:C8	2.52	0.45
6:5E:45:LEU:HD12	6:5E:45:LEU:HA	1.73	0.45
26:14:1709:U:H2'	26:14:1710:C:C6	2.51	0.45
26:14:1449(A):G:H2'	26:14:1450:C:C6	2.51	0.45
37:78:113:LYS:HA	37:78:129:ALA:O	2.17	0.45
33:51:137:ASP:HB2	33:51:140:LYS:HE2	1.98	0.45
26:14:1907:G:C6	26:14:1908:C:C4	3.05	0.45
26:1H:442:G:C4	26:1H:444:C:C5	3.05	0.45
38:88:139:GLU:OE2	38:88:141:GLN:HG2	2.16	0.45
1:1G:1125:U:H2'	1:1G:1126:U:H5	1.80	0.45
1:1G:1277:C:H1'	1:1G:1282:C:H1'	1.99	0.45
19:AA:9:VAL:HG22	19:AA:10:PHE:H	1.81	0.45
40:65:23:ARG:NH2	40:65:84:GLN:OE1	2.49	0.45
1:1G:1008:C:H1'	1:1G:1022:G:N2	2.32	0.45
1:13:767:A:H3'	60:13:1802:HOH:O	2.17	0.45

Continued on next page...

Continued from previous page...

Atom-1	Atom-2	Interatomic distance (Å)	Clash overlap (Å)
23:2K:17:C:H3'	23:2K:18:C:H2'	1.99	0.45
9:82:26:VAL:HG13	9:82:61:ALA:O	2.17	0.45
2:1E:8:LYS:CG	2:1E:9:GLU:N	2.79	0.45
26:14:2472:G:H1	26:14:2477:C:P	2.40	0.45
1:13:1277:C:H2'	1:13:1279:A:H8	1.82	0.45
1:1G:437:U:H1'	4:32:119:GLN:HE22	1.82	0.45
26:1H:2392:A:H2'	26:1H:2393:A:O4'	2.17	0.45
26:1H:880:G:N3	26:1H:881:G:N7	2.65	0.45
26:1H:1412:A:H2'	26:1H:1413:G:H8	1.77	0.45
49:F5:62:VAL:HB	49:F5:67:ILE:HD13	1.99	0.45
1:13:681:C:H2'	1:13:682:G:H8	1.82	0.45
26:14:2759:G:H21	33:59:143:GLN:HE22	1.65	0.45
6:5E:75:LEU:HD13	6:5E:79:LEU:HD11	1.99	0.45
26:14:565:C:H2'	26:14:566:U:O4'	2.17	0.45
26:1H:217:G:OP2	60:1H:3559:HOH:O	2.21	0.45
23:2L:53:G:H2'	23:2L:54:G:H8	1.82	0.45
1:13:1118:C:H1'	1:13:1179:A:C5	2.52	0.45
26:14:2849:U:H4'	26:14:2868:A:C2	2.52	0.45
26:1H:2324:C:H5''	26:1H:2325:G:H5'	1.98	0.45
26:14:909:A:C6	26:14:912:C:C2	3.05	0.45
26:1H:1346:G:C4	26:1H:1347:G:N7	2.85	0.45
1:13:418:C:H2'	1:13:419:C:C6	2.52	0.45
27:1J:10:C:C4	27:1J:11:C:C5	3.05	0.45
1:13:843:U:H5''	1:13:848:C:H5	1.81	0.45
7:62:69:VAL:HG22	7:62:135:VAL:HG22	1.98	0.45
11:2I:21:ILE:HD12	11:2I:84:VAL:HG12	1.98	0.45
38:45:3:MET:HG3	38:45:4:PRO:O	2.16	0.45
26:1H:654(A):A:H2'	26:1H:654(B):C:H6	1.82	0.45
26:1H:1207:C:H2'	26:1H:1208:C:C6	2.51	0.45
2:12:95:GLN:HB3	2:12:148:TYR:HD1	1.81	0.45
26:1H:2841:C:H42	26:1H:2876:G:H1	1.65	0.45
3:22:199:LYS:HB3	3:22:201:TYR:HE1	1.82	0.45
47:D5:124:ILE:HD11	47:D5:165:VAL:HG11	1.99	0.45
39:55:8:ARG:HH11	39:55:39:PRO:HB3	1.82	0.45
26:14:2050:C:H2'	26:14:2051:A:O4'	2.17	0.45
1:13:1260:C:H6	1:13:1260:C:H3'	1.82	0.45
1:13:1137:C:H1'	1:13:1138:G:C2	2.52	0.45
29:11:6:PHE:CE1	29:11:18:VAL:HG23	2.52	0.45
32:49:10:LYS:NZ	32:49:175:LEU:O	2.49	0.45
39:98:32:GLY:HA2	39:98:116:LEU:CD1	2.47	0.45
26:1H:349:G:H2'	26:1H:350:U:O4'	2.17	0.45

Continued on next page...

Continued from previous page...

Atom-1	Atom-2	Interatomic distance (Å)	Clash overlap (Å)
7:6E:88:PRO:HB3	7:6E:145:ALA:HB1	1.98	0.45
9:8E:115:GLY:HA2	10:1I:58:ASP:OD2	2.17	0.45
26:1H:1494:A:H2'	26:1H:1495:A:C8	2.52	0.45
26:14:174:C:OP2	26:14:174:C:H6	2.00	0.45
26:1H:311:A:C6	26:1H:328:U:C4	3.05	0.45
26:1H:796:C:H2'	26:1H:797:C:C6	2.52	0.45
6:5E:12:PRO:HG3	6:5E:57:GLN:HG3	1.99	0.45
34:69:72:LEU:HD21	34:69:107:VAL:HG21	1.97	0.45
47:D5:126:VAL:HG12	47:D5:163:LEU:HA	1.98	0.45
50:K8:4:SER:HB2	50:K8:7:ARG:H	1.76	0.44
13:4I:3:ARG:HD2	52:M8:34:GLU:CD	2.38	0.44
26:14:2379:G:O2'	40:65:17:ARG:NH1	2.50	0.44
27:16:15:A:H1'	27:16:109:G:N9	2.32	0.44
10:1I:57:LYS:O	10:1I:60:ARG:NH2	2.51	0.44
14:5A:3:ARG:HA	14:5A:4:LYS:HA	1.68	0.44
26:14:843:G:H1	26:14:935:C:N4	2.03	0.44
26:1H:70:G:H21	26:1H:71:A:N6	2.15	0.44
1:1G:464:G:O6	1:1G:466:C:H4'	2.17	0.44
26:14:249:C:H4'	26:14:250:G:O5'	2.17	0.44
26:1H:140:A:H8	26:1H:1408:C:O2'	2.00	0.44
48:I8:12:ASN:HA	48:I8:14:ARG:HH21	1.82	0.44
1:1G:1027:C:O2'	1:1G:1034:G:N2	2.50	0.44
1:13:323:U:H2'	1:13:324:G:O4'	2.17	0.44
1:13:608:A:H2'	1:13:609:A:O4'	2.17	0.44
1:13:1144:G:H21	1:13:1146:A:H62	1.65	0.44
4:32:108:LEU:HA	4:32:174:LEU:HD13	2.00	0.44
26:14:1332:G:N2	26:14:1610:A:H8	2.14	0.44
10:1I:81:THR:HA	10:1I:84:GLN:HB3	2.00	0.44
5:4E:53:LEU:HD12	5:4E:53:LEU:H	1.82	0.44
28:71:7:TYR:CE1	28:71:220:PRO:HB3	2.52	0.44
26:14:1170:G:C2'	26:14:1171:G:H5'	2.47	0.44
26:14:618:G:H5''	31:39:107:LYS:HZ1	1.82	0.44
26:1H:1826:G:H4'	29:11:242:ARG:HE	1.82	0.44
26:14:878:A:C6	26:14:899:A:H2	2.35	0.44
26:1H:638:G:C5	26:1H:651:G:C2	3.05	0.44
38:45:18:LYS:H	38:45:98:LYS:HZ2	1.64	0.44
23:2L:20:G:N2	32:49:78:SER:OG	2.50	0.44
40:A8:34:HIS:CE1	40:A8:54:LEU:HD23	2.53	0.44
29:11:223:GLY:HA3	29:11:231:HIS:CE1	2.52	0.44
1:13:115:G:C2	1:13:289:G:N7	2.85	0.44
1:1G:186(F):C:H2'	1:1G:187:C:O4'	2.17	0.44

Continued on next page...

Continued from previous page...

Atom-1	Atom-2	Interatomic distance (Å)	Clash overlap (Å)
4:32:132:ARG:HB3	4:32:132:ARG:HE	1.60	0.44
26:14:1424:G:H2'	26:14:1425:G:C8	2.51	0.44
36:68:50:GLY:N	36:68:53:LYS:NZ	2.64	0.44
26:14:1278:A:H2'	26:14:1279:G:C8	2.52	0.44
1:13:843:U:OP1	1:13:848:C:N4	2.50	0.44
30:21:69:LYS:HD2	30:21:89:ASP:OD2	2.17	0.44
49:J8:78:LYS:CD	49:J8:78:LYS:N	2.80	0.44
26:14:1301:A:C8	26:14:1303:G:C8	3.04	0.44
26:1H:1696:G:C6	26:1H:1697:G:C5	3.05	0.44
26:14:2465:C:O2	26:14:2486:G:C2	2.70	0.44
34:69:131:LYS:HA	34:69:135:GLU:OE1	2.16	0.44
10:1I:27:ALA:HB1	10:1I:34:VAL:HG11	1.98	0.44
1:1G:35:G:C2	1:1G:550:G:N3	2.86	0.44
26:14:2818:G:OP2	39:55:42:LYS:NZ	2.50	0.44
34:69:128:LEU:O	34:69:138:ILE:N	2.49	0.44
26:1H:2679:A:H4'	30:21:165:VAL:HG11	1.99	0.44
46:C5:39:VAL:O	46:C5:40:GLU:HB2	2.17	0.44
17:8I:86:GLU:O	17:8I:90:ILE:HG12	2.17	0.44
26:14:1370:C:N4	26:14:1371:G:C6	2.85	0.44
27:1J:116:G:C5'	40:65:55:ALA:HB2	2.47	0.44
1:13:1397:C:OP2	5:4E:24:ARG:NH2	2.50	0.44
27:16:40:U:H1'	27:16:45:A:N6	2.32	0.44
2:1E:127:ILE:HD11	2:1E:139:LYS:NZ	2.32	0.44
35:58:62:VAL:HG22	35:58:63:THR:H	1.82	0.44
5:42:107:ARG:NH2	5:42:108:ALA:HB2	2.32	0.44
1:13:1157:A:O2'	1:13:1158:C:OP2	2.28	0.44
1:13:1435:G:H2'	1:13:1436:U:C6	2.52	0.44
38:88:43:THR:HA	38:88:94:VAL:HG12	1.99	0.44
39:98:46:GLY:HA2	39:98:49:ASP:HB2	1.98	0.44
1:13:971:G:N2	1:13:1363:A:OP2	2.42	0.44
3:2E:12:LEU:HD23	3:2E:12:LEU:HA	1.80	0.44
37:35:132:LYS:HZ1	37:35:135:LEU:HD11	1.82	0.44
23:2L:48:U:H1'	23:2L:49:C:OP2	2.17	0.44
1:13:370:C:HO2'	1:13:482:A:HO2'	1.64	0.44
1:13:1528:U:C2	1:13:1530:G:C8	3.05	0.44
5:42:24:ARG:NH2	25:4L:23:A:C8	2.84	0.44
26:14:2292:C:H2'	26:14:2293:C:H6	1.82	0.44
1:13:145:G:H8	1:13:145:G:OP2	1.99	0.44
12:3A:85:ILE:HA	12:3A:85:ILE:HD12	1.77	0.44
1:1G:325:A:H2'	1:1G:326:G:O4'	2.16	0.44
1:1G:1126:U:H4'	1:1G:1127:G:C8	2.52	0.44

Continued on next page...

Continued from previous page...

Atom-1	Atom-2	Interatomic distance (Å)	Clash overlap (Å)
26:14:2392:A:OP2	55:M5:31:HIS:NE2	2.39	0.44
1:1G:1032(A):G:H2'	1:1G:1032(B):G:C8	2.52	0.44
1:13:1178:G:N2	1:13:1181:G:C8	2.86	0.44
1:13:1177:G:O2'	1:13:1178:G:O4'	2.26	0.44
19:AA:11:VAL:HG21	19:AA:41:VAL:CG1	2.47	0.44
1:1G:428:G:C5	1:1G:430:A:C6	3.05	0.44
4:32:108:LEU:HD22	4:32:174:LEU:HD22	1.99	0.44
26:1H:2286:A:H4'	26:1H:2287:A:O4'	2.17	0.44
40:65:106:ARG:O	40:65:106:ARG:HD2	2.16	0.44
26:1H:459:U:H4'	54:P8:40:TRP:CZ3	2.53	0.44
26:14:1568:G:P	29:19:63:ARG:HH22	2.41	0.44
5:42:12:LEU:HD11	5:42:14:ARG:HB3	1.98	0.44
1:13:1277:C:H2'	1:13:1279:A:C8	2.53	0.44
3:2E:180:ALA:HB1	3:2E:182:ILE:HG13	1.98	0.44
1:1G:437:U:C2'	1:1G:438:G:H5'	2.46	0.44
26:14:2147:G:H2'	26:14:2148:G:C4'	2.46	0.44
8:72:51:VAL:HG12	8:72:52:ASP:N	2.31	0.44
26:1H:142:G:H1'	45:F8:37:THR:CG2	2.44	0.44
34:69:66:GLU:HA	34:69:69:LYS:HB3	2.00	0.44
9:82:69:GLY:O	9:82:73:GLN:N	2.45	0.44
26:1H:2837:G:H21	39:98:45:ARG:NH2	2.15	0.44
33:59:55:PRO:O	33:59:56:SER:HB2	2.17	0.44
26:1H:1561:G:H2'	26:1H:1562:A:C8	2.52	0.44
1:13:682:G:H2'	1:13:683:G:C8	2.50	0.44
38:45:29:PHE:HD2	38:45:65:PHE:CE1	2.35	0.44
1:1G:1101:A:H4'	1:1G:1102:A:O5'	2.17	0.44
38:45:32:TYR:CE1	38:45:133:ARG:HG3	2.50	0.44
2:12:136:VAL:HG13	2:12:139:LYS:HE2	1.99	0.44
30:21:131:ALA:CB	30:21:135:HIS:HE1	2.30	0.44
1:1G:1385:G:C2	1:1G:1386:G:C8	3.05	0.44
31:31:40:GLN:NE2	31:31:184:TYR:HB3	2.33	0.44
27:1J:56:G:H4'	27:1J:57:A:C8	2.51	0.44
17:8A:86:GLU:OE1	17:8A:90:ILE:HD11	2.17	0.44
32:41:107:LEU:HD11	32:41:178:PHE:CE1	2.51	0.44
20:BI:49:ALA:HB3	20:BI:99:LEU:HB2	2.00	0.44
9:8E:108:VAL:HG12	9:8E:109:VAL:H	1.82	0.44
26:1H:1668:A:H4'	26:1H:1669:A:O5'	2.17	0.44
26:1H:14:A:H5''	26:1H:15:G:OP2	2.17	0.44
1:13:536:C:H2'	1:13:537:G:C8	2.52	0.44
26:1H:280:C:N3	26:1H:361:G:C2	2.85	0.44
45:F8:29:TRP:CZ3	45:F8:78:LYS:HD3	2.52	0.44

Continued on next page...

Continued from previous page...

Atom-1	Atom-2	Interatomic distance (Å)	Clash overlap (Å)
1:13:582:U:H2'	1:13:583:A:C8	2.52	0.44
36:25:34:THR:HG22	36:25:37:ASP:OD2	2.17	0.44
2:12:137:ARG:HG3	2:12:138:LEU:N	2.32	0.44
38:45:51:ARG:NH1	38:45:55:VAL:HG21	2.33	0.44
29:19:176:ARG:HA	29:19:181:GLU:O	2.17	0.44
1:13:1412:C:H2'	1:13:1413:A:C8	2.52	0.44
26:1H:482:A:H5''	26:1H:483:A:OP1	2.17	0.44
1:13:574:A:N3	1:13:883:C:H1'	2.31	0.44
44:E8:11:ARG:CZ	44:E8:98:LYS:HB3	2.47	0.44
26:1H:2831:G:O4'	26:1H:2883:A:C2	2.70	0.44
8:72:11:THR:HG23	8:72:14:ARG:HH12	1.83	0.44
35:58:4:TYR:CE2	42:C8:100:VAL:HG11	2.52	0.44
1:13:1074:G:N3	1:13:1102:A:C2	2.86	0.44
12:3I:55:VAL:HG12	12:3I:69:TYR:HA	1.98	0.44
29:11:145:VAL:HG12	29:11:146:GLU:O	2.17	0.44
4:3E:86:LYS:HE2	4:3E:86:LYS:HB2	1.52	0.44
37:35:13:ASN:O	37:35:15:ARG:N	2.50	0.44
43:D8:38:LEU:O	43:D8:51:VAL:HG23	2.17	0.44
4:3E:108:LEU:CD1	4:3E:174:LEU:HD13	2.48	0.44
1:1G:1255:G:O2'	1:1G:1258:G:O2'	2.16	0.44
26:1H:1145:C:H2'	26:1H:1146:C:H6	1.82	0.44
53:J5:25:LEU:HD23	53:J5:25:LEU:HA	1.74	0.44
26:1H:1416:G:O2'	26:1H:1417:C:P	2.75	0.44
31:39:63:LYS:CE	31:39:67:GLN:HB2	2.46	0.44
1:13:200:G:H2'	1:13:201:C:C6	2.52	0.44
47:H8:15:PRO:O	47:H8:19:ARG:HB2	2.18	0.44
27:1J:18:G:H2'	27:1J:19:G:C8	2.53	0.44
26:1H:2638:G:P	30:21:82:ARG:HH21	2.40	0.44
1:1G:1145:C:H4'	1:1G:1146:A:O5'	2.17	0.44
26:14:459:U:H4'	54:L5:40:TRP:CH2	2.52	0.44
6:5E:5:GLU:HB3	6:5E:62:TRP:NE1	2.33	0.44
26:14:2115:G:H1'	26:14:2171:A:H61	1.82	0.44
26:14:1178:C:H2'	26:14:1179:C:C6	2.53	0.44
26:1H:363:G:O2'	26:1H:363(A):A:H5'	2.17	0.44
26:1H:197:A:N6	26:1H:2430:A:H2'	2.32	0.44
26:14:273(F):C:H3'	26:14:274:G:C5'	2.46	0.44
50:G5:15:LYS:HG3	50:G5:15:LYS:O	2.17	0.44
26:14:996:A:N6	26:14:1160:G:C6	2.85	0.44
2:1E:163:PHE:HA	2:1E:185:ILE:O	2.17	0.44
26:1H:30:G:H2'	26:1H:31:C:C6	2.52	0.44
26:14:2816:C:O2	26:14:2883:A:O2'	2.32	0.44

Continued on next page...

Continued from previous page...

Atom-1	Atom-2	Interatomic distance (Å)	Clash overlap (Å)
26:1H:589:C:H2'	26:1H:590:A:H8	1.79	0.44
26:14:2511:U:H2'	26:14:2512:C:C6	2.53	0.44
26:1H:543:C:N4	26:1H:550:G:H1	2.13	0.44
28:71:68:LEU:O	28:71:176:GLY:HA3	2.16	0.44
15:6I:53:HIS:NE2	15:6I:57:LEU:HD11	2.31	0.44
34:61:92:VAL:HG13	34:61:120:ILE:CG2	2.47	0.44
30:29:171:GLU:O	30:29:184:VAL:HA	2.18	0.44
1:13:558:G:C4	1:13:559:A:C2	3.05	0.44
1:1G:450:G:H4'	16:7A:41:PRO:HB2	1.98	0.44
1:13:604:G:H2'	1:13:605:U:O4'	2.17	0.44
12:3A:100:ILE:HG22	12:3A:101:VAL:N	2.32	0.44
1:1G:1194:U:H2'	1:1G:1195:C:C6	2.52	0.44
26:1H:272:G:H2'	26:1H:273:G:O4'	2.17	0.44
1:13:148:G:H2'	1:13:149:A:C8	2.53	0.44
30:21:119:ARG:HD3	30:21:160:TYR:HB2	1.99	0.44
29:11:204:ILE:HD12	29:11:204:ILE:O	2.17	0.44
36:68:68:GLU:CD	36:68:68:GLU:H	2.17	0.44
1:13:292:G:N7	1:13:293:G:H1'	2.33	0.44
1:13:521:G:OP2	12:3I:54:LYS:NZ	2.48	0.44
36:25:87:ILE:HG23	36:25:88:ASN:O	2.17	0.44
26:14:830:G:H4'	26:14:831:G:OP2	2.18	0.44
29:19:236:GLY:O	29:19:237:GLU:O	2.35	0.44
26:1H:270(A):A:N3	26:1H:365:C:O2'	2.41	0.44
3:22:63:ASN:HA	3:22:98:ASN:HB2	1.98	0.44
26:1H:46:C:H2'	26:1H:47:C:C6	2.52	0.44
26:14:340:A:H2'	26:14:341:G:O4'	2.17	0.44
13:4I:90:LEU:HD22	19:AI:78:ARG:NH2	2.32	0.44
26:1H:1931:U:O4'	26:1H:1931:U:O2	2.36	0.44
32:49:70:VAL:HA	32:49:90:LEU:HD23	1.99	0.44
6:52:53:ALA:HB3	6:52:86:ARG:HD3	1.98	0.44
33:51:113:VAL:HG11	33:51:151:ILE:HD13	2.00	0.44
7:62:100:ALA:O	7:62:104:LEU:HD13	2.17	0.44
2:1E:24:TRP:N	2:1E:24:TRP:CD1	2.84	0.44
26:1H:2720:U:H2'	26:1H:2720:U:O2	2.17	0.44
2:12:84:GLU:OE1	2:12:84:GLU:N	2.50	0.44
37:78:79:ARG:HB2	37:78:110:TYR:CD1	2.52	0.44
25:4K:17:U:H4'	60:4K:201:HOH:O	2.17	0.44
13:4I:3:ARG:HH11	13:4I:7:VAL:HG22	1.82	0.44
26:14:2162:G:C8	26:14:2164:C:N4	2.86	0.44
26:14:2646:C:OP2	26:14:2732:G:O2'	2.23	0.44
46:C5:82:PRO:HB3	46:C5:99:CYS:CB	2.47	0.44

Continued on next page...

Continued from previous page...

Atom-1	Atom-2	Interatomic distance (Å)	Clash overlap (Å)
26:14:1154:G:H8	26:14:1154:G:O5'	2.00	0.44
28:71:197:GLU:HG2	28:71:208:PHE:HZ	1.83	0.44
46:C5:86:ARG:HG3	46:C5:87:LYS:N	2.32	0.44
14:5I:3:ARG:O	14:5I:6:LEU:HB2	2.16	0.44
1:1G:278:G:O4'	1:1G:282:A:H1'	2.17	0.44
1:1G:371:G:H1	1:1G:390:C:H42	1.64	0.44
32:41:61:ALA:HB2	32:41:67:LYS:HA	1.98	0.44
1:1G:176:C:H2'	1:1G:177:C:H6	1.83	0.44
31:39:110:LEU:HD23	31:39:110:LEU:HA	1.73	0.44
1:1G:1217:C:H2'	1:1G:1218:C:C6	2.53	0.44
26:14:1194:A:H2'	26:14:1195:G:O4'	2.17	0.44
13:4A:83:ASP:O	13:4A:84:ILE:HB	2.16	0.44
28:79:207:THR:HB	28:79:210:ARG:NH1	2.32	0.44
26:1H:2837:G:C6	26:1H:2838:G:N7	2.86	0.44
26:14:2748:A:H2'	26:14:2749:A:C8	2.53	0.44
5:42:31:LEU:HA	5:42:45:PHE:HB2	1.99	0.44
26:1H:1011:G:OP1	42:C8:75:ASN:HB3	2.18	0.44
26:14:1131:G:C8	26:14:2025:C:H4'	2.53	0.44
38:45:46:GLN:HE22	38:45:126:PRO:HG3	1.81	0.44
26:14:637:A:H2'	37:35:117:GLU:OE2	2.18	0.44
6:5E:75:LEU:O	6:5E:79:LEU:HG	2.17	0.44
26:14:1813:G:OP1	29:19:39:LYS:HE2	2.18	0.44
32:49:81:LYS:HB3	32:49:82:LEU:H	1.66	0.44
26:14:559:G:H2'	26:14:560:C:O4'	2.17	0.44
1:1G:224:C:H2'	1:1G:225:C:H6	1.82	0.44
15:6I:56:LEU:O	15:6I:60:VAL:HG23	2.17	0.44
26:1H:566:U:OP1	37:78:29:LYS:NZ	2.48	0.44
1:13:639:G:H2'	1:13:640:A:H8	1.81	0.44
26:1H:2331:G:H4'	48:I8:42:GLY:HA3	1.99	0.44
26:1H:725:G:C6	26:1H:726:G:N1	2.86	0.44
1:1G:310:G:OP2	16:7A:27:LYS:HD3	2.17	0.44
26:1H:2864:G:H2'	26:1H:2865:U:H6	1.80	0.44
50:G5:35:LEU:HD12	50:G5:53:LEU:HD12	1.98	0.44
1:13:625:G:H2'	1:13:626:U:H6	1.82	0.44
1:13:316:G:OP2	1:13:351:G:O2'	2.33	0.44
23:2K:63:C:O2	23:2K:64:G:C8	2.71	0.44
26:1H:1337:G:H2'	26:1H:1338:G:O4'	2.18	0.44
35:58:87:LEU:HD22	35:58:87:LEU:O	2.18	0.44
20:BI:12:ALA:O	20:BI:15:ARG:HB2	2.17	0.44
26:1H:18:C:O3'	42:C8:23:GLY:HA2	2.17	0.44
1:1G:5:U:H4'	1:1G:6:G:C5'	2.46	0.44

Continued on next page...

Continued from previous page...

Atom-1	Atom-2	Interatomic distance (Å)	Clash overlap (Å)
5:4E:71:LEU:CD1	5:4E:114:GLY:HA3	2.48	0.44
32:49:182:LYS:HB2	32:49:182:LYS:HE3	1.86	0.44
12:3I:53:ARG:HH12	12:3I:92:ASP:CG	2.21	0.44
26:14:233:A:C5	26:14:234:C:C5	3.06	0.44
43:D8:71:LEU:HD23	43:D8:71:LEU:HA	1.83	0.44
26:14:221:A:C4	26:14:266:G:N7	2.85	0.44
49:J8:73:LEU:HD21	49:J8:90:ILE:O	2.17	0.44
26:14:1091:G:N2	26:14:1092:C:C2	2.86	0.44
26:14:641:C:H5''	26:14:642:G:OP2	2.17	0.44
54:L5:5:TRP:NE1	54:L5:7:PRO:HG3	2.31	0.44
5:42:104:ALA:O	5:42:107:ARG:NH2	2.50	0.44
26:14:285:C:H42	26:14:356:G:H1	1.65	0.44
26:1H:713:G:H2'	26:1H:714:U:C6	2.53	0.44
1:13:107:G:H2'	1:13:108:G:O4'	2.17	0.44
26:14:1219:G:H1	26:14:1230:C:H42	1.64	0.44
26:14:770:G:H5''	26:14:771:G:OP2	2.17	0.44
26:14:770:G:OP2	60:14:3424:HOH:O	2.21	0.44
44:A5:46:PHE:O	44:A5:50:VAL:HG12	2.18	0.44
1:13:1072:G:C5	1:13:1073:U:C4	3.05	0.44
1:13:1091:U:C2	1:13:1095:U:C4	3.06	0.44
11:2I:79:SER:HB2	11:2I:106:LYS:HD2	2.00	0.44
26:1H:250:G:C6	26:1H:251:A:C6	3.06	0.44
37:35:65:ARG:HD2	37:35:65:ARG:O	2.18	0.44
43:D8:35:LEU:HD22	43:D8:36:PRO:HD2	1.98	0.44
1:13:263:A:OP1	20:BI:79:ARG:HD3	2.17	0.44
4:32:3:ARG:NH1	4:32:118:ARG:HD3	2.32	0.44
1:1G:980:C:C5	1:1G:981:U:C2	3.05	0.44
26:14:2176:A:H1'	28:79:44:HIS:HE1	1.82	0.44
30:29:41:LYS:HG3	30:29:42:ASP:H	1.82	0.44
22:1L:45:G:C6	22:1L:48:C:C4	3.06	0.44
35:58:94:HIS:HB2	35:58:97:ARG:HE	1.83	0.44
26:1H:84:A:H3'	46:G8:8:LYS:HB2	1.99	0.44
1:1G:428:G:C8	1:1G:430:A:C4	3.06	0.44
1:13:99:C:N4	1:13:101:A:H62	2.16	0.44
26:14:1002:G:H2'	26:14:1003:G:O4'	2.18	0.44
42:85:91:ASP:OD1	42:85:96:ALA:N	2.49	0.44
1:1G:390:C:H2'	1:1G:391:G:C8	2.53	0.44
55:Q8:32:LEU:O	55:Q8:36:LYS:HE3	2.17	0.44
40:A8:41:ASP:OD2	40:A8:44:LYS:HB2	2.17	0.44
32:49:32:PRO:HB3	32:49:163:ALA:HB2	1.99	0.44
33:51:25:LYS:HG2	33:51:34:GLU:HG2	1.99	0.44

Continued on next page...

Continued from previous page...

Atom-1	Atom-2	Interatomic distance (Å)	Clash overlap (Å)
1:13:377:G:OP1	16:7I:3:LYS:HD2	2.17	0.44
26:1H:637:A:H2'	37:78:117:GLU:OE1	2.18	0.44
26:14:1342:A:C2	26:14:1397:U:C2	3.05	0.44
1:13:155:C:H2'	1:13:156:G:C8	2.53	0.44
44:E8:31:GLU:O	44:E8:35:ILE:HG13	2.17	0.44
1:13:51:A:OP2	1:13:52:G:C8	2.70	0.44
40:65:15:ARG:HB3	40:65:19:LYS:HZ2	1.82	0.44
29:11:263:ARG:HH11	29:11:263:ARG:HG3	1.81	0.44
26:1H:363(B):G:H2'	26:1H:363(C):G:C8	2.49	0.44
1:1G:1064:G:OP1	1:1G:1386:G:H4'	2.15	0.44
26:1H:1838:C:C2	26:1H:1898:U:C4	3.06	0.44
26:14:1050:A:N3	26:14:2751:G:H2'	2.32	0.44
34:61:128:LEU:O	34:61:138:ILE:N	2.43	0.44
22:1L:50:C:H2'	22:1L:51:A:H8	1.83	0.44
1:13:198:G:C2	1:13:199:G:C8	3.06	0.44
3:22:46:GLU:O	3:22:49:SER:OG	2.36	0.44
27:1J:116:G:H2'	27:1J:117:G:O4'	2.16	0.44
26:14:2737:G:H2'	26:14:2738:A:C8	2.52	0.44
18:9A:37:VAL:HG12	18:9A:78:LEU:HB3	2.00	0.44
40:65:6:ALA:HA	40:65:9:ARG:NH1	2.32	0.44
30:29:127:ASP:OD2	60:29:401:HOH:O	2.21	0.44
26:1H:1575:C:H2'	26:1H:1576:U:C6	2.53	0.44
48:I8:53:MET:HA	48:I8:58:THR:O	2.17	0.44
10:1A:48:THR:OG1	10:1A:62:HIS:HB3	2.18	0.44
26:1H:109:G:H2'	26:1H:110:G:O4'	2.18	0.44
34:69:4:ILE:HG21	34:69:47:LEU:HD13	2.00	0.44
26:14:2528:U:O2'	26:14:2530:A:OP1	2.28	0.44
51:L8:4:LEU:HD23	51:L8:4:LEU:HA	1.80	0.44
44:E8:86:LEU:HD12	44:E8:86:LEU:C	2.37	0.44
31:31:77:ASP:N	31:31:77:ASP:OD1	2.46	0.44
26:14:2386:C:H2'	26:14:2387:U:O4'	2.17	0.44
49:J8:71:TYR:O	49:J8:74:VAL:HG12	2.18	0.44
37:78:96:THR:O	37:78:100:LEU:HD23	2.18	0.44
37:35:52:GLU:O	37:35:54:GLY:N	2.50	0.44
26:1H:259:G:O2'	26:1H:621:A:O2'	2.08	0.44
9:8E:118:LYS:O	9:8E:119:ALA:HB3	2.18	0.44
4:32:18:LYS:HE3	4:32:31:CYS:SG	2.57	0.44
43:D8:49:THR:HG23	43:D8:51:VAL:N	2.32	0.44
26:14:511:U:C3'	26:14:512:G:H5''	2.38	0.44
26:1H:954:G:H4'	38:88:13:GLN:OE1	2.17	0.44
26:14:71:A:H3'	26:14:71:A:P	2.57	0.44

Continued on next page...

Continued from previous page...

Atom-1	Atom-2	Interatomic distance (Å)	Clash overlap (Å)
22:1K:6:G:H4'	22:1K:7:U:OP1	2.17	0.44
26:1H:991:C:H2'	26:1H:992:C:C6	2.51	0.44
28:79:44:HIS:HD2	28:79:171:ILE:O	2.00	0.44
37:35:101:VAL:HB	37:35:106:LEU:HD23	1.99	0.44
1:1G:1008:C:H1'	1:1G:1022:G:H22	1.82	0.44
35:58:95:PRO:O	35:58:96:GLU:CD	2.56	0.44
1:13:1145:C:H4'	1:13:1146:A:C8	2.49	0.44
26:1H:928:G:H2'	26:1H:929:G:O4'	2.17	0.44
9:82:26:VAL:HG12	9:82:27:THR:N	2.32	0.44
1:1G:191(C):G:C2	1:1G:191(D):U:C2	3.06	0.44
1:1G:1112:C:N3	3:22:178:LEU:HD23	2.32	0.44
26:1H:1379:A:H4'	26:1H:1380:G:OP1	2.15	0.44
3:22:3:ASN:OD1	3:22:3:ASN:N	2.50	0.44
4:32:196:LEU:HG	4:32:196:LEU:H	1.49	0.44
19:AA:14:HIS:CG	19:AA:15:LEU:N	2.85	0.44
26:1H:2789:C:H1'	26:1H:2892:A:C2	2.46	0.44
1:13:491:G:P	4:3E:151:LYS:NZ	2.91	0.44
1:13:1152:A:OP1	10:1I:68:HIS:ND1	2.48	0.44
2:12:27:LYS:O	2:12:30:ARG:NH1	2.50	0.44
26:1H:2349:G:OP2	55:Q8:42:ARG:HD3	2.18	0.44
22:1K:18:G:C5	22:1K:57:G:N2	2.85	0.44
11:2A:20:TYR:CZ	11:2A:83:ILE:HD12	2.52	0.44
1:1G:1454:G:H5''	20:BA:35:THR:HG21	1.99	0.44
26:1H:2109:U:H1'	26:1H:2181:G:N2	2.33	0.44
26:14:2290:G:O2'	26:14:2381:C:H1'	2.17	0.44
26:14:37:C:H2'	26:14:38:A:C8	2.52	0.44
26:14:1115:G:C5	26:14:1116:C:C4	3.06	0.44
13:4I:81:LEU:HD23	13:4I:81:LEU:HA	1.57	0.44
33:51:6:ARG:CZ	33:51:54:ARG:HH12	2.30	0.44
33:51:72:ILE:O	33:51:76:VAL:HG23	2.17	0.44
7:62:99:LEU:HD22	7:62:103:TRP:CE2	2.53	0.44
23:2L:36:A:H2'	23:2L:37:U:H6	1.82	0.44
1:13:953:G:H2'	1:13:954:G:O4'	2.18	0.44
16:7A:62:VAL:HG12	16:7A:62:VAL:O	2.17	0.44
11:2I:116:HIS:N	11:2I:116:HIS:CD2	2.86	0.44
1:13:858:G:O6	1:13:869:G:H3'	2.18	0.44
1:1G:947:G:C6	1:1G:948:C:C4	3.06	0.44
31:39:11:VAL:HG23	31:39:12:LEU:H	1.82	0.44
26:1H:1972:A:H2'	26:1H:1973:G:C8	2.52	0.44
19:AI:12:ASP:OD2	19:AI:37:ARG:HD3	2.18	0.44
29:11:233:HIS:HB3	60:11:402:HOH:O	2.18	0.44

Continued on next page...

Continued from previous page...

Atom-1	Atom-2	Interatomic distance (Å)	Clash overlap (Å)
3:22:124:ILE:HG13	3:22:130:VAL:HG22	1.99	0.44
13:4I:11:ARG:HG3	13:4I:12:ASN:H	1.83	0.44
29:19:65:ILE:HD13	29:19:65:ILE:HG21	1.53	0.44
26:1H:2644:G:H8	26:1H:2644:G:O5'	2.01	0.44
26:14:2776:A:H3'	26:14:2776:A:OP1	2.18	0.44
42:C8:39:LEU:HA	42:C8:39:LEU:HD23	1.72	0.44
4:32:120:LEU:HD23	4:32:120:LEU:HA	1.81	0.44
26:14:807:U:H2'	26:14:808:G:H8	1.82	0.44
2:12:178:ARG:HD3	2:12:196:LEU:O	2.18	0.44
41:75:12:SER:HA	41:75:14:TYR:H	1.82	0.44
3:2E:30:ARG:NH1	14:5I:35:ARG:O	2.50	0.44
30:21:116:VAL:HG21	30:21:122:PHE:CD2	2.53	0.44
1:1G:1237:C:OP1	1:1G:1238:A:H1'	2.18	0.44
27:16:16:G:N2	27:16:69:G:H1'	2.32	0.44
46:G8:96:ILE:HD12	46:G8:101:LYS:HG2	1.99	0.44
1:1G:1320:C:H2'	1:1G:1321:C:O4'	2.17	0.44
47:D5:94:GLU:HB3	47:D5:96:VAL:HG23	1.99	0.44
30:29:81:ILE:HD12	30:29:81:ILE:HG23	1.73	0.44
43:D8:72:VAL:CG1	43:D8:85:LYS:HB3	2.48	0.44
26:1H:901:A:N3	26:1H:901:A:H2'	2.32	0.44
26:14:2543:G:H2'	26:14:2544:G:C8	2.53	0.44
26:1H:2162:G:C5	26:1H:2163:C:C4	3.05	0.44
1:1G:1033:G:N3	1:1G:1033:G:H2'	2.33	0.44
26:1H:2170:A:H8	26:1H:2170:A:OP2	2.00	0.44
47:D5:5:LEU:HA	47:D5:5:LEU:HD23	1.74	0.44
9:82:21:PRO:HA	9:82:59:PHE:CD1	2.52	0.44
9:82:24:GLY:HA2	9:82:59:PHE:C	2.38	0.44
26:14:1728:G:H2'	26:14:1731:G:O6	2.17	0.44
30:21:47:VAL:O	30:21:80:GLU:HA	2.17	0.44
26:1H:1479:G:C6	26:1H:1480:G:C5	3.05	0.44
8:72:24:THR:O	8:72:60:ARG:HA	2.17	0.44
38:45:89:ASN:O	38:45:92:GLY:N	2.46	0.44
1:13:713:G:H2'	1:13:714:G:C8	2.53	0.44
29:19:85:ASP:HB2	29:19:92:ILE:HD13	1.98	0.44
26:14:591:C:H1'	55:M5:2:PRO:N	2.33	0.44
26:1H:1170:G:N2	26:1H:1180:C:C2	2.85	0.44
26:1H:2604:U:C2'	26:1H:2605:U:H5'	2.48	0.44
4:3E:13:ARG:NH1	4:3E:38:TYR:O	2.51	0.44
2:12:168:THR:HG21	2:12:191:ASP:O	2.18	0.44
49:F5:82:LEU:HG	49:F5:83:GLU:N	2.31	0.44
15:6I:39:LEU:HD13	15:6I:56:LEU:HD12	2.00	0.44

Continued on next page...

Continued from previous page...

Atom-1	Atom-2	Interatomic distance (Å)	Clash overlap (Å)
1:1G:596:C:H2'	1:1G:597:G:H8	1.81	0.44
47:D5:9:TYR:CZ	47:D5:35:ARG:NH1	2.85	0.44
3:22:121:ALA:O	3:22:125:GLU:HG3	2.18	0.44
38:45:35:VAL:HG12	38:45:36:ALA:N	2.32	0.44
26:1H:1638:C:H5''	26:1H:2710:C:O2'	2.17	0.44
26:14:754:C:H2'	26:14:755:C:C6	2.53	0.44
26:1H:1523:U:C2	26:1H:1524:G:C8	3.05	0.44
26:14:493:G:H2'	26:14:494:G:O4'	2.17	0.44
26:14:1444(A):A:O2'	26:14:1445:C:P	2.76	0.44
1:13:749:C:H2'	1:13:750:G:H8	1.83	0.44
23:2L:33:OMC:O2'	23:2L:34:U:H6	2.00	0.44
42:C8:79:PHE:CE1	42:C8:83:LEU:HD22	2.53	0.44
32:49:61:ALA:HB2	32:49:68:PRO:HD3	2.00	0.44
9:82:99:LEU:HB3	9:82:101:PHE:HE1	1.82	0.44
11:2A:96:ARG:HD3	11:2A:96:ARG:N	2.32	0.44
1:1G:1254:C:N4	10:1A:43:ARG:HH12	2.15	0.44
54:L5:22:MET:O	54:L5:28:ARG:NH1	2.51	0.44
26:1H:558:G:OP1	35:58:111:PRO:HD2	2.17	0.44
1:13:1439:C:H2'	1:13:1440:C:H6	1.83	0.44
29:19:223:GLY:HA2	29:19:226:MET:HG3	2.00	0.44
9:8E:49:PRO:O	9:8E:53:VAL:HG22	2.17	0.44
46:C5:8:LYS:O	46:C5:27:VAL:HG11	2.17	0.44
1:1G:1103:C:C2	1:1G:1104:G:C8	3.05	0.44
1:1G:1018:C:H2'	1:1G:1019:C:O4'	2.18	0.44
1:1G:1486:G:H2'	1:1G:1487:G:O4'	2.16	0.44
26:1H:756:C:C4	26:1H:757:U:C5	3.06	0.44
32:41:117:PHE:CZ	32:41:119:GLY:HA2	2.53	0.44
47:H8:111:VAL:HG12	47:H8:146:ILE:CG1	2.48	0.44
11:2I:31:THR:HG22	11:2I:42:TRP:HB2	2.00	0.44
7:6E:46:ALA:O	7:6E:50:ILE:N	2.44	0.44
27:16:82:G:H2'	27:16:83:G:O4'	2.17	0.44
26:1H:2439:A:C8	26:1H:2439:A:H5'	2.53	0.44
26:1H:1322:A:H2'	26:1H:1323:U:H6	1.83	0.44
37:35:127:ALA:O	37:35:147:LEU:N	2.50	0.44
26:1H:2367:G:H2'	26:1H:2368:C:C6	2.53	0.44
46:C5:60:PHE:H	46:C5:60:PHE:HD1	1.64	0.44
1:1G:1368:G:H5''	9:82:112:LYS:HB3	2.00	0.44
37:35:13:ASN:C	37:35:15:ARG:N	2.66	0.44
26:14:2416:C:H2'	26:14:2417:C:H6	1.82	0.44
39:55:33:ARG:HD3	39:55:115:GLU:OE2	2.18	0.44
1:1G:1224:G:O2'	1:1G:1322:C:OP2	2.36	0.44

Continued on next page...

Continued from previous page...

Atom-1	Atom-2	Interatomic distance (Å)	Clash overlap (Å)
26:14:2141:G:C4	26:14:2151:G:C2	3.06	0.44
4:3E:107:ARG:HH12	4:3E:194:LEU:HD22	1.82	0.44
8:7E:120:THR:H	8:7E:123:GLU:HG3	1.82	0.44
26:14:1335:U:H2'	26:14:1336:A:O4'	2.18	0.44
26:14:1416:G:H2'	26:14:1417:C:C6	2.53	0.44
46:G8:63:LYS:NZ	46:G8:64:GLU:HG3	2.33	0.44
26:1H:2287:A:C4	26:1H:2289:G:C8	3.05	0.44
2:1E:166:ASP:HB2	2:1E:205:ASP:OD2	2.17	0.44
3:2E:7:PRO:HG2	3:2E:184:TYR:CB	2.47	0.44
1:13:1020:U:H2'	1:13:1021:G:C8	2.53	0.44
37:35:71:VAL:CG1	37:35:72:PRO:HD3	2.46	0.44
26:14:580:C:H2'	26:14:581:C:C6	2.53	0.44
26:14:1786:A:H1'	26:14:1938:A:H61	1.78	0.44
31:39:129:PHE:HA	31:39:142:TRP:NE1	2.33	0.44
13:4A:23:TYR:CZ	13:4A:71:ARG:HG2	2.53	0.44
42:C8:88:ILE:C	42:C8:90:VAL:N	2.71	0.44
26:1H:1042:G:H2'	26:1H:1043:C:O4'	2.18	0.44
1:13:344:A:H5''	1:13:345:C:H6	1.83	0.44
17:8A:55:ASP:HA	17:8A:79:SER:HA	2.00	0.44
26:1H:587:C:H4'	26:1H:588:U:C6	2.53	0.44
1:13:51:A:N7	1:13:114:U:O2'	2.51	0.44
5:42:60:TYR:O	5:42:64:ARG:HG2	2.18	0.44
1:1G:449:C:C5	16:7A:42:ARG:NH1	2.85	0.44
2:1E:215:LEU:O	2:1E:218:ALA:HB3	2.17	0.44
2:1E:51:LEU:O	2:1E:55:PHE:HB2	2.18	0.44
26:1H:2747:G:O6	26:1H:2755:C:H5''	2.18	0.44
27:1J:11:C:H3'	27:1J:12:C:C6	2.53	0.44
17:8I:45:HIS:HB3	17:8I:72:ARG:HG2	1.98	0.44
23:2L:76:C:H2'	23:2L:77:A:C8	2.52	0.44
1:13:358:U:H2'	1:13:359:U:O4'	2.18	0.44
5:4E:103:GLY:O	5:4E:107:ARG:HB3	2.18	0.44
3:2E:195:VAL:O	3:2E:196:LEU:HD23	2.18	0.44
1:13:734:G:C2	1:13:735:C:C2	3.05	0.44
8:7E:4:ASP:CG	8:7E:85:ARG:HH12	2.19	0.44
9:8E:48:GLU:N	9:8E:49:PRO:HD2	2.32	0.44
1:1G:1493:A:H2'	26:14:1913:A:N1	2.33	0.44
12:3I:78:GLN:HG3	12:3I:79:GLU:H	1.83	0.44
1:13:939:G:H2'	1:13:940:C:C6	2.52	0.44
29:11:119:ALA:CB	29:11:130:ALA:HB3	2.48	0.44
3:22:116:VAL:O	3:22:119:ARG:HB3	2.17	0.44
26:1H:911:A:H2'	38:88:9:TYR:OH	2.17	0.44

Continued on next page...

Continued from previous page...

Atom-1	Atom-2	Interatomic distance (Å)	Clash overlap (Å)
33:51:86:GLU:N	33:51:86:GLU:OE1	2.49	0.44
31:31:17:ARG:HG3	31:31:17:ARG:O	2.18	0.44
13:4A:61:GLU:H	13:4A:61:GLU:HG3	1.37	0.44
47:D5:78:LYS:HG3	47:D5:78:LYS:H	1.62	0.44
49:F5:46:LEU:HD12	49:F5:46:LEU:HA	1.76	0.44
6:5E:3:ARG:NH1	6:5E:38:GLU:OE2	2.51	0.44
26:14:615:G:H2'	31:39:44:ARG:HH11	1.82	0.44
13:4A:15:VAL:HA	13:4A:18:ALA:HB3	1.99	0.44
29:11:272:ALA:HB1	29:11:273:ARG:H	1.57	0.44
2:12:217:ARG:O	2:12:219:VAL:HG13	2.17	0.44
1:1G:1291:G:H2'	1:1G:1292:U:C6	2.53	0.44
28:71:37:PHE:CG	28:71:38:ASP:N	2.86	0.44
1:13:1028(A):C:N4	1:13:1032(A):G:H22	2.16	0.44
22:1K:66:A:N7	22:1K:67:C:C2	2.86	0.44
43:D8:85:LYS:HB2	43:D8:85:LYS:HE2	1.89	0.44
1:1G:1280:A:H5''	10:1A:40:LEU:HG	1.98	0.44
45:F8:31:HIS:CE1	45:F8:33:LYS:HB2	2.53	0.44
26:14:2649:U:H2'	26:14:2650:U:C6	2.53	0.44
27:1J:94:C:H2'	27:1J:95:U:C6	2.53	0.44
19:AA:10:PHE:HB2	19:AA:11:VAL:HG23	2.00	0.44
26:14:959:A:C6	26:14:960:A:N1	2.85	0.44
4:32:138:TYR:HD1	4:32:139:ARG:N	2.16	0.44
14:5I:6:LEU:HB3	14:5I:23:ARG:HH22	1.81	0.44
5:4E:91:LEU:HD12	5:4E:118:ILE:CD1	2.43	0.44
1:1G:1111:A:H2'	1:1G:1112:C:C6	2.53	0.44
37:35:36:LYS:HB2	37:35:36:LYS:HZ3	1.83	0.44
1:1G:437:U:H1'	4:32:119:GLN:NE2	2.33	0.44
47:H8:112:ARG:HE	47:H8:112:ARG:HB3	1.36	0.44
6:5E:62:TRP:C	6:5E:63:TYR:HD1	2.21	0.44
34:69:37:VAL:HG12	34:69:38:LEU:N	2.30	0.44
2:1E:121:LEU:HA	2:1E:124:SER:CB	2.45	0.44
1:13:1151:A:H4'	10:1I:70:ARG:NH2	2.32	0.44
12:3I:70:ILE:HG12	12:3I:100:ILE:HG13	2.00	0.44
29:19:11:PRO:O	29:19:12:SER:OG	2.24	0.44
29:11:31:LYS:NZ	29:11:102:LYS:NZ	2.66	0.44
26:1H:1197:G:H5'	26:1H:1228:G:O2'	2.18	0.44
26:1H:1684:C:H2'	26:1H:1685:C:C6	2.53	0.44
7:62:47:CYS:HB3	7:62:58:PRO:CB	2.48	0.44
26:14:1636:C:H2'	26:14:1637:A:H8	1.78	0.44
16:7A:66:PRO:HG2	16:7A:71:ARG:HH21	1.82	0.44
26:14:677:A:H61	26:14:800:A:H61	1.64	0.44

Continued on next page...

Continued from previous page...

Atom-1	Atom-2	Interatomic distance (Å)	Clash overlap (Å)
25:4L:10:G:H2'	25:4L:11:U:H5'	2.00	0.44
1:13:625:G:H4'	16:7I:16:HIS:ND1	2.32	0.44
17:8A:40:LYS:HB3	17:8A:42:TYR:CE1	2.53	0.44
5:4E:112:LEU:HD23	5:4E:112:LEU:HA	1.52	0.44
4:3E:159:ARG:O	4:3E:163:GLU:N	2.38	0.44
26:1H:2115:G:H2'	26:1H:2116:G:C8	2.53	0.44
26:1H:1649:G:O2'	39:98:107:ASP:OD1	2.25	0.44
26:1H:2532:G:H2'	26:1H:2533:A:O4'	2.18	0.44
26:14:1028:A:H61	26:14:1125:G:H2'	1.83	0.44
22:1L:63:U:H2'	22:1L:64:G:O4'	2.18	0.44
26:1H:1853:A:N1	26:1H:2087:G:H1'	2.32	0.44
3:2E:12:LEU:O	3:2E:13:GLY:C	2.56	0.44
4:3E:176:LEU:HD12	4:3E:177:ASP:N	2.33	0.44
38:45:73:PRO:HB3	38:45:93:TYR:CE1	2.52	0.44
26:14:1387:C:C2	26:14:1388:G:C8	3.06	0.44
4:32:126:ILE:HG22	4:32:127:THR:H	1.82	0.44
10:1A:63:PHE:HD1	14:5A:58:LYS:HA	1.82	0.44
14:5I:13:THR:N	14:5I:14:PRO:HD2	2.33	0.44
26:1H:1686:C:H2'	26:1H:1687:G:O4'	2.17	0.44
1:13:438:G:H5'	4:3E:123:HIS:CG	2.53	0.44
26:14:2095:C:C4	26:14:2096:U:C5	3.06	0.44
3:22:111:LEU:H	3:22:111:LEU:HD12	1.83	0.44
2:12:17:PHE:CZ	2:12:44:LEU:HG	2.52	0.44
29:19:115:GLN:HG2	29:19:116:GLN:H	1.83	0.44
7:62:111:ARG:NH2	7:62:122:HIS:HB3	2.33	0.44
26:14:1223:C:P	43:95:88:ARG:HH22	2.40	0.43
37:78:112:LEU:HD12	37:78:127:ALA:CB	2.47	0.43
46:C5:59:GLY:O	46:C5:61:ILE:HG13	2.18	0.43
1:1G:1368:G:O2'	1:1G:1369:C:H5'	2.18	0.43
1:1G:1321:C:C4	1:1G:1322:C:C4	3.06	0.43
26:14:2176:A:H2'	26:14:2177:C:C6	2.53	0.43
5:42:76:ILE:HD12	5:42:142:LEU:HD13	2.00	0.43
26:1H:1389:G:C2	26:1H:1399:C:O2	2.72	0.43
48:I8:74:ARG:NH1	48:I8:74:ARG:HB3	2.33	0.43
1:13:609:A:C2'	1:13:610:G:H5'	2.47	0.43
13:4I:51:ALA:O	13:4I:54:VAL:N	2.48	0.43
1:13:768:A:H2'	1:13:769:G:O4'	2.17	0.43
24:3L:53:G:H1	24:3L:61:C:H42	1.65	0.43
1:13:1316:G:H2'	1:13:1318:A:OP2	2.18	0.43
27:1J:63:G:C2	27:1J:64:C:C2	3.06	0.43
30:21:31:CYS:HA	30:21:32:PRO:HD3	1.83	0.43

Continued on next page...

Continued from previous page...

Atom-1	Atom-2	Interatomic distance (Å)	Clash overlap (Å)
1:1G:1401:G:C2	1:1G:1402:C:H1'	2.53	0.43
1:13:191(E):G:H2'	1:13:191(F):U:C6	2.53	0.43
1:13:1021:G:C6	1:13:1022:G:C5	3.06	0.43
8:7E:95:VAL:HG12	8:7E:96:GLY:O	2.18	0.43
26:1H:728:G:H4'	29:11:13:ARG:HD3	2.00	0.43
19:AA:65:ASN:OD1	19:AA:66:MET:HG2	2.18	0.43
26:1H:10:G:H2'	26:1H:11:G:O4'	2.18	0.43
30:29:47:VAL:HG23	30:29:84:PHE:O	2.18	0.43
26:14:1717:G:H1	26:14:1742:C:N4	2.11	0.43
16:7I:3:LYS:O	16:7I:21:VAL:HA	2.18	0.43
20:BI:53:LEU:HD13	20:BI:53:LEU:HA	1.81	0.43
26:14:1878:G:H2'	26:14:1879:C:H6	1.81	0.43
26:1H:216:A:H2'	26:1H:217:G:H8	1.83	0.43
41:B8:41:ARG:HH12	41:B8:43:GLN:HG3	1.82	0.43
29:11:96:HIS:CE1	29:11:102:LYS:HE2	2.53	0.43
1:1G:597:G:C6	1:1G:644:G:C6	3.05	0.43
8:72:116:LYS:H	8:72:116:LYS:HG2	1.58	0.43
26:14:852:G:H2'	26:14:853:G:C8	2.53	0.43
1:13:1442:G:H2'	1:13:1443:G:C5'	2.48	0.43
50:G5:46:GLN:CA	50:G5:46:GLN:OE1	2.66	0.43
13:4I:84:ILE:HD12	13:4I:84:ILE:HA	1.80	0.43
26:14:1151:G:O3'	42:85:81:HIS:HB2	2.18	0.43
26:1H:1901:A:OP2	29:11:255:LYS:HE2	2.18	0.43
26:1H:2726:U:O2'	26:1H:2727:G:H8	2.01	0.43
31:31:51:THR:CB	31:31:88:VAL:HG11	2.48	0.43
1:1G:994:A:N7	1:1G:1216:G:H4'	2.33	0.43
24:3L:36:U:H3'	24:3L:37:A:C8	2.52	0.43
26:1H:2875:C:H2'	26:1H:2876:G:O4'	2.18	0.43
2:1E:49:GLU:H	2:1E:49:GLU:CD	2.20	0.43
1:13:690:G:H22	11:2I:55:LYS:HE2	1.81	0.43
26:14:2737:G:H2'	26:14:2738:A:H8	1.83	0.43
2:12:44:LEU:H	2:12:44:LEU:HD12	1.83	0.43
46:C5:3:VAL:HG11	46:C5:32:PRO:O	2.18	0.43
26:14:1646:C:H5''	26:14:1647:G:H5'	2.00	0.43
53:N8:36:CYS:SG	53:N8:37:LYS:NZ	2.91	0.43
1:1G:57:G:C5	1:1G:58:C:C4	3.06	0.43
17:8A:17:LYS:HG2	17:8A:47:PRO:HA	2.00	0.43
26:1H:2404:C:N4	26:1H:2405:G:C6	2.86	0.43
15:6A:55:GLY:O	15:6A:59:MET:HB2	2.18	0.43
26:14:1069:A:H5''	26:14:1070:A:OP1	2.18	0.43
1:1G:304:U:H2'	1:1G:305:G:C8	2.53	0.43

Continued on next page...

Continued from previous page...

Atom-1	Atom-2	Interatomic distance (Å)	Clash overlap (Å)
14:5A:47:LEU:HD23	14:5A:47:LEU:HA	1.70	0.43
26:1H:105:C:H6	26:1H:105:C:O5'	2.01	0.43
32:41:83:ARG:HA	32:41:83:ARG:HD3	1.73	0.43
11:2I:85:ARG:CG	11:2I:112:THR:H	2.31	0.43
1:13:1503:A:N3	25:4K:12:A:C2	2.86	0.43
26:1H:419:C:H2'	26:1H:420:C:O4'	2.17	0.43
26:14:1818:U:H2'	29:19:157:ARG:HG3	1.99	0.43
37:78:49:ARG:HH12	37:78:50:ARG:NH2	2.16	0.43
29:11:145:VAL:HB	29:11:155:LEU:HB2	2.00	0.43
1:13:1423:G:P	36:68:49:ARG:NH2	2.91	0.43
1:1G:1237:C:O2'	1:1G:1300:G:N2	2.47	0.43
7:62:65:ALA:CB	7:62:124:LEU:HD23	2.45	0.43
24:3L:18:G:H2'	24:3L:57:G:H21	1.82	0.43
1:13:1306:A:H62	1:13:1331:G:N2	2.16	0.43
14:5A:7:ILE:HG22	14:5A:23:ARG:NH1	2.33	0.43
4:3E:161:ASN:O	4:3E:165:MET:HB2	2.17	0.43
28:79:45:ALA:C	28:79:171:ILE:HB	2.39	0.43
2:1E:15:VAL:HG11	2:1E:210:SER:OG	2.18	0.43
1:1G:1032(B):G:H2'	1:1G:1033:G:O4'	2.17	0.43
1:1G:1039:C:H5''	1:1G:1040:U:OP1	2.18	0.43
1:13:607:A:C2	16:7I:31:LYS:HG3	2.52	0.43
42:85:90:VAL:HG12	42:85:91:ASP:HA	2.01	0.43
14:5I:23:ARG:NH1	14:5I:30:ALA:HB2	2.32	0.43
1:1G:1145:C:H4'	1:1G:1146:A:H8	1.81	0.43
11:2A:27:ASN:HD22	11:2A:55:LYS:HD2	1.83	0.43
26:1H:1515:C:H2'	26:1H:1516:U:C6	2.50	0.43
46:G8:34:LYS:O	46:G8:34:LYS:CG	2.66	0.43
26:14:2720:U:N3	26:14:2873:A:H2	2.16	0.43
15:6I:27:VAL:O	15:6I:31:LEU:HD23	2.19	0.43
26:14:2366:A:H2'	26:14:2367:G:O4'	2.18	0.43
26:1H:2478:A:C8	26:1H:2529:G:C6	3.06	0.43
26:14:28:A:C5	26:14:29:U:C5	3.06	0.43
9:8E:11:LYS:C	9:8E:13:ALA:H	2.22	0.43
26:14:1685:C:H2'	26:14:1686:C:H6	1.83	0.43
26:1H:1799:G:H5''	26:1H:1819:A:N6	2.33	0.43
9:8E:70:LYS:O	9:8E:74:ILE:HG13	2.17	0.43
26:14:1204:A:H61	26:14:1240:U:H2'	1.83	0.43
26:14:2577:A:H4'	53:J5:2:ALA:HA	1.99	0.43
13:4A:79:LYS:HG3	13:4A:82:MET:CE	2.48	0.43
26:1H:1826:G:H4'	29:11:242:ARG:HH21	1.83	0.43
1:13:247:G:OP1	17:8I:100:LYS:HD2	2.18	0.43

Continued on next page...

Continued from previous page...

Atom-1	Atom-2	Interatomic distance (Å)	Clash overlap (Å)
2:12:61:LEU:HD21	2:12:157:ARG:HH22	1.83	0.43
34:69:75:LEU:HD22	34:69:77:LEU:H	1.83	0.43
19:AI:25:LYS:HB3	19:AI:27:GLU:H	1.84	0.43
24:3K:61:C:H2'	24:3K:62:C:O4'	2.18	0.43
26:1H:2611:U:C2	53:N8:3:LYS:HB3	2.54	0.43
1:13:1121:U:H2'	1:13:1122:U:O4'	2.17	0.43
1:13:603:U:H2'	1:13:604:G:C8	2.52	0.43
26:1H:492:A:H2'	26:1H:493:G:O4'	2.18	0.43
26:14:1356:G:H2'	26:14:1357:U:O4'	2.18	0.43
1:1G:1062:U:H2'	1:1G:1063:C:C6	2.53	0.43
1:1G:38:G:O2'	1:1G:39:G:H5''	2.17	0.43
1:13:402:G:OP1	4:3E:74:GLN:HG2	2.18	0.43
1:13:103:C:H2'	1:13:104:G:H8	1.82	0.43
1:13:820:U:H4'	1:13:821:G:OP2	2.18	0.43
12:3I:65:GLU:HG3	12:3I:65:GLU:O	2.17	0.43
40:A8:66:ALA:HA	40:A8:69:VAL:HG12	1.99	0.43
26:1H:2542:A:H4'	26:1H:2543:G:C8	2.53	0.43
11:2A:66:LEU:HD23	11:2A:97:ALA:HB1	2.01	0.43
12:3A:89:ARG:HB3	12:3A:89:ARG:HE	1.55	0.43
1:1G:509:A:H5''	4:32:55:ALA:HB2	1.98	0.43
26:14:1269:A:H61	26:14:2011:U:H3	1.65	0.43
1:1G:57:G:H2'	1:1G:58:C:C6	2.53	0.43
26:1H:289:A:N6	26:1H:351:G:H1'	2.33	0.43
9:8E:5:TYR:CG	9:8E:6:GLY:N	2.86	0.43
29:11:148:GLU:HB2	29:11:151:LYS:HD2	2.00	0.43
26:1H:1926:U:O2	26:1H:1928:A:C8	2.72	0.43
26:14:302:C:N4	60:14:3484:HOH:O	2.51	0.43
26:1H:2339:G:H2'	26:1H:2340:G:C8	2.53	0.43
1:13:575:G:C4	1:13:881:G:C2	3.06	0.43
2:1E:231:GLU:HA	2:1E:232:PRO:HD3	1.71	0.43
5:4E:48:ALA:HB3	5:4E:54:ALA:HB2	2.00	0.43
29:11:46:GLN:H	29:11:46:GLN:HG2	1.70	0.43
30:29:195:LEU:HA	30:29:195:LEU:HD12	1.65	0.43
9:8E:34:ASN:N	9:8E:34:ASN:OD1	2.52	0.43
26:1H:2299:G:H8	26:1H:2299:G:O5'	2.01	0.43
26:1H:2660:A:H8	26:1H:2660:A:O5'	2.00	0.43
9:82:89:ASN:OD1	9:82:89:ASN:N	2.51	0.43
38:45:45:GLN:CD	38:45:45:GLN:H	2.21	0.43
26:1H:2813:A:C5	26:1H:2814:C:C5	3.06	0.43
37:35:131:SER:HB3	37:35:134:ALA:HB2	1.99	0.43
47:D5:11:GLU:CD	47:D5:12:GLY:H	2.22	0.43

Continued on next page...

Continued from previous page...

Atom-1	Atom-2	Interatomic distance (Å)	Clash overlap (Å)
26:1H:1999:C:OP1	30:21:118:LYS:NZ	2.50	0.43
1:1G:934:C:O2'	1:1G:1344:C:OP2	2.22	0.43
4:3E:83:SER:O	4:3E:86:LYS:HG3	2.18	0.43
1:13:5:U:N3	4:3E:87:GLY:HA3	2.30	0.43
1:13:1351:U:O4	9:8E:118:LYS:HE3	2.18	0.43
4:32:25:ARG:HG3	4:32:30:LYS:O	2.18	0.43
26:14:631:A:O2'	37:35:67:MET:HB3	2.18	0.43
1:13:254:G:H2'	1:13:255:G:O4'	2.17	0.43
26:14:71:A:C2	45:B5:31:HIS:CE1	2.98	0.43
1:1G:1127:G:H2'	1:1G:1128:C:C6	2.47	0.43
1:1G:1126:U:N3	1:1G:1281:U:O4'	2.51	0.43
50:K8:58:ALA:O	50:K8:62:THR:HG22	2.19	0.43
8:72:120:THR:CG2	8:72:123:GLU:H	2.26	0.43
1:1G:617:G:C6	1:1G:618:C:C5	3.06	0.43
26:1H:1508:A:H4'	26:1H:1509:C:C1'	2.49	0.43
26:14:943:U:OP1	37:35:36:LYS:HG3	2.19	0.43
26:14:2622:C:H5'	30:29:159:HIS:CE1	2.52	0.43
26:14:1170:G:H2'	26:14:1171:G:H5'	1.99	0.43
33:51:20:ALA:HB3	33:51:23:ARG:HG2	1.99	0.43
4:32:63:LYS:HE3	4:32:63:LYS:HB2	1.71	0.43
40:65:7:TYR:HA	40:65:10:ARG:HH21	1.83	0.43
1:1G:223:U:H2'	1:1G:224:C:C6	2.53	0.43
26:1H:654(N):G:C8	26:1H:654(P):G:N2	2.86	0.43
3:2E:178:LEU:HD13	3:2E:178:LEU:HA	1.90	0.43
29:19:8:PRO:HB3	29:19:14:ARG:HB2	2.01	0.43
26:14:161:U:H5'	26:14:171:G:N2	2.33	0.43
35:58:12:ARG:HG2	35:58:13:TRP:N	2.32	0.43
26:1H:530:G:N1	26:1H:2022:U:OP1	2.52	0.43
1:13:982:U:H4'	1:13:983:A:O5'	2.17	0.43
7:62:20:ASP:HB3	7:62:23:VAL:CG2	2.48	0.43
26:1H:1335:U:H2'	26:1H:1336:A:O4'	2.19	0.43
26:14:2844:G:C6	26:14:2845:G:C4	3.07	0.43
26:14:2844:G:C5	26:14:2845:G:C5	3.06	0.43
29:19:70:TRP:O	29:19:73:VAL:HG23	2.18	0.43
32:41:103:LEU:HD21	32:41:178:PHE:HZ	1.83	0.43
26:1H:1211:U:H4'	26:1H:1212:G:OP2	2.18	0.43
26:14:769:G:H2'	26:14:770:G:H8	1.82	0.43
18:9A:37:VAL:CG1	18:9A:78:LEU:HB3	2.48	0.43
29:19:228:PRO:HD3	29:19:234:GLY:O	2.19	0.43
39:55:100:LEU:HD12	39:55:111:LEU:HB2	2.00	0.43
34:61:124:GLY:H	34:61:142:VAL:HG23	1.81	0.43

Continued on next page...

Continued from previous page...

Atom-1	Atom-2	Interatomic distance (Å)	Clash overlap (Å)
26:1H:2565:A:H5'	26:1H:2566:A:OP2	2.18	0.43
15:6I:40:SER:O	15:6I:44:LYS:HG3	2.18	0.43
26:14:1674:G:H1'	26:14:1676:A:N6	2.33	0.43
17:8A:60:ILE:HG23	17:8A:62:SER:OG	2.18	0.43
54:L5:29:LYS:O	54:L5:33:ARG:HG3	2.18	0.43
27:16:41:U:C5	32:41:70:VAL:HG12	2.54	0.43
26:1H:90:U:H1'	26:1H:91:A:C8	2.54	0.43
30:21:14:ILE:O	30:21:15:PHE:HB2	2.18	0.43
32:49:145:THR:C	32:49:147:ASP:H	2.21	0.43
46:C5:2:ARG:HD3	46:C5:2:ARG:HA	1.73	0.43
30:21:116:VAL:HG23	30:21:120:TRP:HD1	1.83	0.43
38:45:103:MET:O	38:45:104:PHE:HB2	2.18	0.43
18:9I:37:VAL:O	18:9I:41:LYS:HG2	2.19	0.43
4:3E:80:GLU:O	4:3E:83:SER:HB2	2.19	0.43
26:14:2837:G:H2'	26:14:2838:G:H8	1.83	0.43
1:13:235:C:H5'	17:8I:70:ARG:CG	2.39	0.43
26:1H:1532:C:H2'	26:1H:1533:C:O4'	2.18	0.43
5:42:18:ARG:HH21	5:42:25:ARG:HH11	1.67	0.43
1:1G:1127:G:N3	1:1G:1127:G:H2'	2.33	0.43
1:1G:457:C:H2'	1:1G:458:C:O4'	2.18	0.43
1:13:1448:C:N4	1:13:1455:G:H1	2.07	0.43
1:13:1178:G:N7	9:8E:97:LYS:NZ	2.63	0.43
1:13:291:C:H42	1:13:309:G:H1	1.66	0.43
31:39:66:PRO:O	31:39:67:GLN:CB	2.61	0.43
1:13:738:C:H2'	1:13:739:C:C6	2.53	0.43
27:1J:66:A:H61	27:1J:107:U:H2'	1.83	0.43
26:14:2688:U:C5	26:14:2720:U:OP2	2.72	0.43
1:13:187:C:O2	1:13:191(A):G:C6	2.71	0.43
26:1H:729:G:O5'	29:11:208:LYS:NZ	2.47	0.43
1:13:827:U:C4	1:13:870:U:C4	3.07	0.43
1:13:871:U:HO2'	1:13:872:A:P	2.41	0.43
23:2L:40:C:H2'	23:2L:41:C:C6	2.53	0.43
27:1J:47:C:H5'	40:65:10:ARG:HH12	1.83	0.43
1:1G:1105:A:H2'	1:1G:1106:G:H8	1.83	0.43
48:I8:42:GLY:O	48:I8:57:PHE:HD2	2.01	0.43
1:13:51:A:N3	1:13:116:A:H1'	2.34	0.43
6:52:7:ASN:OD1	6:52:7:ASN:N	2.52	0.43
40:65:43:GLU:HG3	40:65:44:LYS:HE2	2.00	0.43
55:Q8:6:THR:HG23	55:Q8:64:TYR:CD2	2.50	0.43
2:12:139:LYS:O	2:12:143:GLU:HG3	2.17	0.43
40:A8:32:LEU:N	40:A8:32:LEU:HD23	2.34	0.43

Continued on next page...

Continued from previous page...

Atom-1	Atom-2	Interatomic distance (Å)	Clash overlap (Å)
26:1H:2840:C:H4'	39:98:53:HIS:CE1	2.53	0.43
11:2I:30:VAL:HG21	11:2I:65:ALA:HA	1.99	0.43
1:13:1197:G:H2'	1:13:1198:G:H5'	2.00	0.43
15:6A:56:LEU:O	15:6A:60:VAL:HG23	2.18	0.43
1:1G:888:G:HO2'	1:1G:1488:G:HO2'	1.61	0.43
32:49:120:LEU:HB2	32:49:180:PHE:CD1	2.53	0.43
6:5E:100:ASN:HB2	18:9I:28:GLU:HA	2.00	0.43
26:1H:633:A:H2'	26:1H:634:C:H5'	1.99	0.43
1:13:724:G:O2'	1:13:725:G:H5'	2.18	0.43
26:14:2841:C:H2'	26:14:2842:G:H8	1.82	0.43
26:1H:658:C:H2'	26:1H:659:C:C6	2.54	0.43
26:1H:606:U:H4'	26:1H:658:C:H4'	2.00	0.43
26:1H:1392:A:N6	26:1H:1393:A:N6	2.67	0.43
22:1L:55:PSU:OP1	38:45:55:VAL:HG11	2.18	0.43
49:J8:71:TYR:HA	49:J8:74:VAL:HG12	2.00	0.43
26:14:1282:U:H2'	26:14:1283:G:O4'	2.18	0.43
26:14:2303:G:C2'	26:14:2304:G:H5'	2.48	0.43
26:14:2869:G:H2'	26:14:2870:C:O4'	2.18	0.43
16:7I:13:HIS:C	16:7I:15:PRO:HD3	2.39	0.43
1:1G:909:A:H2'	1:1G:910:C:O4'	2.18	0.43
1:1G:565:U:H3'	1:1G:566:G:H2'	1.99	0.43
50:G5:42:GLY:HA2	50:G5:43:GLN:OE1	2.19	0.43
43:95:34:GLU:OE2	43:95:56:SER:HB2	2.18	0.43
34:69:122:GLU:HB3	34:69:126:TYR:OH	2.17	0.43
26:1H:394:A:C6	26:1H:395:U:N3	2.87	0.43
30:29:107:THR:O	30:29:190:GLY:HA2	2.19	0.43
3:2E:139:GLN:O	3:2E:143:GLU:HG3	2.17	0.43
34:61:95:LYS:HB3	34:61:95:LYS:HE3	1.52	0.43
31:31:101:LEU:HD23	31:31:101:LEU:HA	1.68	0.43
30:21:134:ILE:HD12	30:21:134:ILE:C	2.38	0.43
12:3I:84:LEU:HD22	12:3I:104:VAL:HG11	1.99	0.43
20:BI:11:SER:O	20:BI:14:LYS:HB3	2.19	0.43
3:22:35:GLU:HA	3:22:38:ARG:HE	1.83	0.43
43:95:94:LEU:HA	43:95:94:LEU:HD23	1.78	0.43
41:75:86:ILE:HD13	41:75:86:ILE:HG21	1.71	0.43
37:35:52:GLU:HG2	37:35:55:ARG:HB3	2.00	0.43
26:1H:607:U:H3	26:1H:621:A:H2	1.58	0.43
1:1G:1344:C:H5''	9:82:120:ARG:O	2.18	0.43
26:14:1022:G:C5	26:14:1140:C:N4	2.86	0.43
1:13:1286:A:C2	21:1F:18:TYR:OH	2.71	0.43
1:13:254:G:O3'	17:8I:69:LYS:NZ	2.40	0.43

Continued on next page...

Continued from previous page...

Atom-1	Atom-2	Interatomic distance (Å)	Clash overlap (Å)
1:1G:957:U:H1'	1:1G:960:U:C5	2.39	0.43
1:13:1450:U:O2'	1:13:1451:A:C5	2.71	0.43
4:3E:64:LEU:O	4:3E:67:ILE:N	2.52	0.43
23:2L:14:A:C4	23:2L:23:G:C2	3.06	0.43
40:A8:78:LEU:HD11	40:A8:108:GLY:CA	2.43	0.43
1:1G:591:U:H2'	1:1G:592:G:H8	1.80	0.43
4:3E:22:LYS:HD3	4:3E:25:ARG:HD2	2.01	0.43
1:1G:1004:A:O2'	1:1G:1027:C:N4	2.52	0.43
13:4I:49:THR:HB	13:4I:52:GLU:HG2	1.99	0.43
24:3L:60:U:H5''	24:3L:61:C:OP2	2.18	0.43
27:16:31:C:H2'	27:16:32:C:H6	1.84	0.43
26:1H:1380:G:N2	26:1H:1570:A:C2	2.86	0.43
26:1H:1491:G:O4'	29:11:99:ASP:HB3	2.19	0.43
26:1H:2392:A:H1'	37:78:61:ARG:HH11	1.82	0.43
1:13:468:A:H3'	1:13:474:G:H8	1.84	0.43
8:7E:87:SER:CB	8:7E:93:VAL:H	2.31	0.43
1:1G:1328:C:O2'	13:4A:29:ARG:NH2	2.50	0.43
26:14:123:G:H2'	26:14:124:G:O4'	2.19	0.43
33:59:61:HIS:HA	33:59:64:LEU:HG	2.00	0.43
26:1H:806:C:P	37:78:41:ARG:NH2	2.92	0.43
26:1H:2172:U:H5'	26:1H:2173:A:OP2	2.19	0.43
13:4A:92:HIS:NE2	13:4A:98:VAL:HG21	2.33	0.43
26:1H:218:A:OP2	60:1H:3560:HOH:O	2.21	0.43
1:1G:1138:G:O2'	1:1G:1139:G:H5'	2.19	0.43
6:52:7:ASN:ND2	18:9A:34:TYR:HE2	2.14	0.43
1:1G:600:C:H4'	8:72:128:GLY:O	2.19	0.43
26:14:911:A:C6	38:45:9:TYR:CD2	3.07	0.43
9:8E:7:THR:O	9:8E:83:ARG:HG3	2.18	0.43
27:16:24:G:C5	27:16:56:G:C4	3.07	0.43
32:41:137:GLU:HG3	32:41:140:ILE:HG23	2.00	0.43
40:A8:69:VAL:HG13	40:A8:101:LEU:HD13	2.00	0.43
26:14:234:C:H2'	26:14:235:U:C6	2.54	0.43
48:E5:51:VAL:N	48:E5:62:LEU:HD12	2.33	0.43
26:1H:1830:C:O2'	26:1H:1831:G:H5'	2.19	0.43
1:13:807:A:H2'	1:13:808:C:H6	1.84	0.43
43:95:20:LEU:O	43:95:94:LEU:N	2.50	0.43
1:1G:171:A:H2'	1:1G:172:A:C8	2.54	0.43
29:11:73:VAL:HG13	29:11:120:GLY:HA3	2.00	0.43
26:1H:2561:A:N3	36:68:23:ARG:HD2	2.34	0.43
24:3L:40:C:H2'	24:3L:41:A:C8	2.53	0.43
41:75:61:PHE:CE1	41:75:76:PHE:HB2	2.54	0.43

Continued on next page...

Continued from previous page...

Atom-1	Atom-2	Interatomic distance (Å)	Clash overlap (Å)
26:1H:1473:G:H2'	26:1H:1474:C:O4'	2.18	0.43
4:32:201:GLN:HA	4:32:204:ILE:HB	2.01	0.43
26:1H:478:A:C6	26:1H:480:A:C6	3.07	0.43
26:14:311:A:C6	26:14:328:U:C4	3.07	0.43
28:71:21:THR:OG1	28:71:24:GLU:HG2	2.19	0.43
8:72:12:ARG:CZ	8:72:27:PRO:HD3	2.49	0.43
34:69:5:LEU:HD11	34:69:19:VAL:HB	1.99	0.43
26:14:1509:C:H5'	26:14:1510:A:O4'	2.18	0.43
13:4I:65:LYS:HD2	13:4I:65:LYS:H	1.82	0.43
1:1G:992:U:H3	1:1G:1044:A:N6	2.16	0.43
26:1H:1425:G:H2'	26:1H:1426:G:O4'	2.18	0.43
1:13:1191:A:H5''	3:2E:4:LYS:HE2	2.01	0.43
43:95:71:LEU:CA	43:95:86:GLY:HA2	2.49	0.43
32:41:142:PRO:HB2	52:M8:31:ILE:HG21	1.99	0.43
26:1H:444:C:H4'	31:31:49:ALA:HB2	1.99	0.43
26:1H:2469:A:H2'	38:88:56:ARG:NH2	2.33	0.43
22:1L:72:C:H3'	22:1L:73:A:H5''	2.01	0.43
17:8I:66:SER:OG	17:8I:69:LYS:HB2	2.19	0.43
9:8E:50:LEU:HA	9:8E:50:LEU:HD23	1.87	0.43
31:39:123:LEU:HA	31:39:192:LEU:C	2.39	0.43
31:31:28:ILE:HG12	31:31:119:ARG:NH2	2.33	0.43
24:3K:18:G:H1'	24:3K:58:A:C2	2.54	0.43
26:1H:900:A:H3'	26:1H:901:A:C8	2.37	0.43
47:D5:27:VAL:HG23	47:D5:36:LYS:HA	1.99	0.43
26:14:2378:A:O2'	40:65:23:ARG:HD2	2.19	0.43
38:45:81:VAL:HG23	38:45:82:ARG:H	1.84	0.43
1:13:390:C:H2'	1:13:391:G:C8	2.53	0.43
49:F5:92:LYS:HG2	49:F5:93:GLU:H	1.83	0.43
1:13:186(E):C:N4	1:13:191(B):G:H1	2.16	0.43
1:13:590:C:H42	1:13:649:G:H1	1.66	0.43
14:5A:60:SER:C	14:5A:61:TRP:HE3	2.22	0.43
1:1G:745:C:H2'	1:1G:746:A:C8	2.53	0.43
1:13:458:C:H2'	1:13:464:G:O4'	2.18	0.43
26:14:1171:G:OP2	26:14:1171:G:H8	2.01	0.43
31:39:110:LEU:HD11	31:39:205:ARG:NH2	2.31	0.43
26:14:579:G:C4	26:14:580:C:C5	3.07	0.43
1:1G:1326:C:OP1	21:1B:12:LYS:NZ	2.47	0.43
26:1H:1799:G:H5'	26:1H:1819:A:H61	1.83	0.43
26:1H:1817:G:C6	26:1H:1818:U:C4	3.06	0.43
26:14:2178:C:H5'	28:79:46:LYS:HD3	2.01	0.43
23:2L:41:C:C2	23:2L:42:C:C5	3.07	0.43

Continued on next page...

Continued from previous page...

Atom-1	Atom-2	Interatomic distance (Å)	Clash overlap (Å)
1:13:376:G:H5''	16:7I:5:ARG:HD2	1.99	0.43
26:14:2600:A:H2'	26:14:2601:C:C6	2.54	0.43
26:14:2356:C:H4'	48:E5:20:ARG:HG3	1.99	0.43
1:13:345:C:O2	1:13:345:C:H2'	2.17	0.43
27:1J:88:C:H4'	27:1J:89:G:OP2	2.18	0.43
4:3E:15:GLU:OE1	4:3E:59:ARG:NH2	2.40	0.43
1:13:17:U:O2'	1:13:18:C:H5'	2.18	0.43
22:1K:60:U:H5'	22:1K:61:C:C5	2.53	0.43
2:12:51:LEU:HA	2:12:54:THR:HB	2.01	0.43
26:1H:2110:G:C6	26:1H:2120:G:C8	3.06	0.43
26:14:1429:G:H2'	26:14:1430:C:C6	2.54	0.43
26:1H:2216:G:C2	26:1H:2217:G:C4	3.06	0.43
1:1G:377:G:P	16:7A:5:ARG:HH11	2.42	0.43
39:55:24:GLN:OE1	39:55:36:THR:HG21	2.18	0.43
4:32:184:LYS:HB2	4:32:184:LYS:HE3	1.82	0.43
42:85:12:ARG:HG2	42:85:12:ARG:H	1.60	0.43
29:19:133:LEU:HD13	29:19:173:VAL:HG13	2.00	0.43
30:21:11:MET:HE2	30:21:11:MET:HB3	1.88	0.43
1:1G:236:G:H2'	1:1G:237:C:C6	2.53	0.43
32:49:52:ILE:HG23	32:49:53:LEU:N	2.33	0.43
54:L5:29:LYS:HA	54:L5:32:LYS:HB3	1.99	0.43
1:1G:20:U:H2'	1:1G:21:G:O4'	2.18	0.43
26:14:2677:G:H2'	26:14:2678:C:C6	2.53	0.43
1:13:1483:A:C8	1:13:1484:C:C6	3.07	0.43
39:55:38:VAL:HG22	39:55:112:ALA:HB2	2.01	0.43
38:45:42:ILE:HD13	38:45:97:VAL:HG21	2.01	0.43
17:8I:11:VAL:HG22	17:8I:20:THR:O	2.18	0.43
7:6E:95:ARG:HH11	7:6E:99:LEU:HD21	1.83	0.43
31:39:143:ALA:HB1	31:39:148:LEU:CB	2.48	0.43
26:1H:1585:C:H2'	26:1H:1586:A:H5'	2.00	0.43
1:1G:782:A:O3'	1:1G:1515:C:H4'	2.18	0.43
1:13:841:U:H2'	1:13:841:U:H6	1.64	0.43
26:1H:2779:U:O4'	26:1H:2779:U:O2	2.33	0.43
7:62:22:LEU:H	7:62:22:LEU:HG	1.60	0.43
26:1H:506:G:H5''	26:1H:509:C:H1'	2.01	0.43
3:22:29:TYR:OH	14:5A:54:PRO:HD2	2.18	0.43
26:1H:1223:C:C2	26:1H:1229:G:C2	3.07	0.43
1:13:1188:A:N6	60:13:1828:HOH:O	2.45	0.43
33:51:94:TYR:HA	33:51:106:THR:O	2.18	0.43
35:58:46:VAL:O	35:58:47:ALA:HB3	2.18	0.43
26:14:2861:G:C2	26:14:2862:G:C4	3.07	0.43

Continued on next page...

Continued from previous page...

Atom-1	Atom-2	Interatomic distance (Å)	Clash overlap (Å)
1:1G:960:U:O2'	1:1G:1223:C:H5''	2.19	0.43
1:1G:979:C:OP1	1:1G:1223:C:N4	2.50	0.43
24:3K:59:A:H3'	24:3K:60:U:C6	2.54	0.43
14:5A:17:LYS:NZ	14:5A:18:VAL:HG13	2.33	0.43
27:1J:115:G:H8	27:1J:115:G:OP2	2.02	0.43
41:75:26:ASP:O	41:75:49:VAL:HG22	2.18	0.43
26:1H:996:A:O3'	42:C8:92:ARG:HG2	2.19	0.43
24:3L:59:A:C6	24:3L:60:U:H1'	2.54	0.43
1:13:1316:G:N2	1:13:1319:A:H5'	2.33	0.43
27:16:43:C:P	32:41:67:LYS:HZ1	2.37	0.43
27:16:31:C:H2'	27:16:32:C:C6	2.54	0.43
6:5E:23:LYS:HE2	6:5E:23:LYS:HB3	1.80	0.43
1:13:872:A:C5	1:13:874:G:C8	3.06	0.43
26:14:123:G:O3'	26:14:1376:C:H4'	2.18	0.43
14:5A:9:LYS:CA	14:5A:12:ARG:HH12	2.32	0.43
24:3K:51:A:H61	24:3K:63:U:H3	1.66	0.43
26:14:1813:G:H1'	29:19:50:THR:OG1	2.19	0.43
26:14:2271:G:H5''	48:E5:20:ARG:NE	2.33	0.43
32:49:76:SER:HA	32:49:82:LEU:HD12	2.01	0.43
1:1G:946:A:H61	1:1G:1234:C:H42	1.67	0.43
32:41:139:LEU:H	32:41:139:LEU:HD23	1.83	0.43
26:14:2197:U:O2'	26:14:2198:A:H2'	2.18	0.43
26:14:2309:A:C6	26:14:2310:A:C6	3.07	0.43
26:14:1573:G:C8	26:14:1574:C:C5	3.06	0.43
1:1G:777:A:C6	1:1G:778:G:C4	3.07	0.43
33:51:24:VAL:HG21	33:51:72:ILE:HD12	2.00	0.43
23:2L:5:G:H2'	23:2L:6:G:O4'	2.19	0.43
26:1H:271(B):G:H8	26:1H:271(B):G:H2'	1.67	0.43
26:14:483:A:H5'	46:C5:49:VAL:HA	2.01	0.43
1:13:948:C:OP1	13:4I:109:THR:OG1	2.35	0.43
26:1H:2093:G:H5'	34:61:22:LYS:HD2	1.99	0.43
26:1H:2056:G:C2	26:1H:2057:A:C8	3.06	0.43
3:22:35:GLU:O	3:22:39:ILE:HD12	2.19	0.43
23:2K:65:G:C2	23:2K:66:C:C2	3.07	0.43
26:1H:43:G:H2'	26:1H:44:A:O4'	2.19	0.43
47:H8:3:TYR:O	47:H8:58:VAL:HG22	2.19	0.43
26:1H:602:G:N2	26:1H:655:A:C8	2.79	0.43
43:D8:58:VAL:CG2	43:D8:98:GLU:HG3	2.49	0.43
6:5E:24:GLU:HG3	6:5E:28:ARG:NE	2.33	0.43
26:14:2259:G:C2	26:14:2282:G:N1	2.87	0.43
26:1H:1942:C:OP2	26:1H:1943:U:O2'	2.27	0.43

Continued on next page...

Continued from previous page...

Atom-1	Atom-2	Interatomic distance (Å)	Clash overlap (Å)
32:49:96:ARG:C	32:49:98:ARG:H	2.22	0.43
26:1H:1311:G:N7	54:P8:9:ARG:NH2	2.66	0.43
18:9I:40:LEU:HD23	18:9I:40:LEU:HA	1.66	0.43
2:12:182:ILE:HD12	2:12:182:ILE:H	1.83	0.43
26:14:1142:U:O2	26:14:1142:U:H2'	2.17	0.43
13:4A:39:ILE:HG22	13:4A:40:ASN:H	1.83	0.43
1:13:554:C:H2'	1:13:555:C:C6	2.54	0.43
32:41:111:LEU:HA	32:41:114:ILE:HG13	2.01	0.43
1:1G:1348:U:H4'	9:82:120:ARG:HD2	2.00	0.43
31:31:23:ASP:OD1	31:31:24:LEU:N	2.46	0.43
42:85:100:VAL:O	42:85:102:GLU:N	2.50	0.43
10:1A:94:VAL:HG12	10:1A:95:GLU:N	2.34	0.43
1:1G:837:G:H2'	1:1G:838:G:H8	1.84	0.43
22:1K:52:G:H22	22:1K:62:C:N4	2.16	0.43
24:3K:58:A:HO2'	24:3K:59:A:P	2.38	0.43
24:3K:58:A:O2'	24:3K:59:A:P	2.77	0.43
26:14:2137:C:N4	26:14:2154:G:H1	2.17	0.43
5:42:110:LEU:HD21	5:42:139:LEU:HD21	2.01	0.43
26:14:1141:U:P	35:15:25:ARG:HH21	2.42	0.43
1:13:324:G:OP1	20:BI:70:SER:OG	2.23	0.43
26:1H:99:U:C6	26:1H:102:G:N1	2.87	0.43
24:3L:58:A:OP1	24:3L:58:A:H8	2.02	0.43
26:14:1496:A:C8	26:14:1577:C:O2'	2.71	0.43
26:1H:55:G:C2	26:1H:116:C:N3	2.87	0.43
26:1H:57:C:H2'	26:1H:58:G:O4'	2.19	0.43
26:1H:2144:U:N3	26:1H:2146:C:O2	2.52	0.43
14:5A:60:SER:O	14:5A:61:TRP:HB3	2.18	0.43
22:1L:42:A:H8	22:1L:42:A:O5'	2.02	0.43
1:1G:437:U:H5'	4:32:155:LEU:HD13	2.00	0.43
26:1H:2393:A:H2'	26:1H:2394:C:C6	2.54	0.43
26:14:2146:C:H4'	26:14:2147:G:N7	2.33	0.43
1:13:456:C:H42	1:13:476:G:H1	1.66	0.43
38:88:20:ALA:CB	38:88:99:PRO:HB2	2.47	0.43
8:7E:86:ILE:HG22	8:7E:87:SER:H	1.84	0.43
29:11:9:TYR:CZ	29:11:13:ARG:HG2	2.53	0.43
1:1G:1219:U:OP1	14:5A:19:ARG:NH2	2.49	0.43
28:79:46:LYS:HB2	28:79:210:ARG:CB	2.49	0.43
26:14:2748:A:H2'	26:14:2749:A:H8	1.83	0.43
12:3I:83:VAL:HG11	12:3I:100:ILE:HD12	2.01	0.43
16:7I:72:ARG:HA	16:7I:75:ARG:HB3	1.99	0.43
16:7I:21:VAL:HG22	16:7I:34:GLU:O	2.19	0.43

Continued on next page...

Continued from previous page...

Atom-1	Atom-2	Interatomic distance (Å)	Clash overlap (Å)
43:95:79:VAL:O	43:95:80:GLN:CG	2.64	0.43
32:41:46:ALA:HB1	32:41:53:LEU:HD22	2.01	0.43
29:11:31:LYS:HZ1	29:11:102:LYS:NZ	2.17	0.43
26:14:1945:G:C6	26:14:1946:U:C4	3.06	0.43
15:6A:61:GLY:O	15:6A:65:ARG:HD2	2.19	0.43
1:13:660:G:H2'	1:13:661:G:O4'	2.19	0.43
1:13:1120:G:H2'	1:13:1121:U:C6	2.53	0.43
25:4L:10:G:OP2	25:4L:10:G:H8	2.02	0.43
39:55:59:ASP:OD1	39:55:61:HIS:HB3	2.18	0.43
51:L8:7:LYS:HA	51:L8:33:GLN:O	2.19	0.43
26:1H:1188:U:H4'	43:D8:79:VAL:HG22	2.00	0.43
26:1H:564:C:H2'	26:1H:565:C:O4'	2.19	0.43
16:7A:58:TYR:O	16:7A:62:VAL:HG23	2.19	0.43
13:4I:23:TYR:HD2	13:4I:67:GLU:HA	1.83	0.43
17:8I:28:PRO:HA	17:8I:35:VAL:HA	2.01	0.43
27:1J:14:U:H5'	27:1J:70:C:O2	2.19	0.43
27:16:6:C:C2	27:16:115:G:N2	2.86	0.43
11:2I:59:TYR:CE2	11:2I:63:LEU:HD11	2.54	0.43
9:82:99:LEU:HB3	9:82:101:PHE:CE1	2.54	0.43
26:1H:2369:A:H2'	26:1H:2370:G:C8	2.54	0.43
1:13:1137:C:O2'	1:13:1138:G:N3	2.52	0.43
1:13:691:G:O2'	1:13:797:C:H4'	2.19	0.43
4:32:201:GLN:O	4:32:205:GLU:HB2	2.19	0.43
1:13:1478:C:H2'	1:13:1479:C:C6	2.53	0.43
1:13:936:C:O2'	24:3K:34:U:H5'	2.18	0.43
7:6E:16:LEU:CD1	9:8E:42:ARG:HA	2.48	0.43
13:4A:8:GLU:CD	13:4A:9:ILE:H	2.22	0.43
26:14:1655:A:H3'	26:14:1656:C:H6	1.84	0.43
26:1H:2027:G:C5	26:1H:2028:U:C5	3.07	0.43
26:14:2884:U:H2'	26:14:2885:C:O4'	2.19	0.43
41:75:63:VAL:O	41:75:73:GLU:HA	2.19	0.43
36:68:6:THR:HG22	36:68:7:TYR:O	2.19	0.43
26:1H:1766:U:H2'	26:1H:1767:C:H6	1.83	0.43
1:13:1338:G:C6	1:13:1339:A:C6	3.06	0.43
16:7A:16:HIS:N	16:7A:16:HIS:CD2	2.85	0.43
34:69:82:ARG:O	34:69:89:TYR:HD2	2.01	0.43
1:13:545:C:H5'	4:3E:72:GLU:HG2	2.00	0.43
26:1H:792:G:H5''	26:1H:793:A:H5'	2.01	0.43
26:1H:604:G:P	37:78:90:ARG:HH21	2.42	0.43
26:14:603:A:H1'	26:14:604:G:O4'	2.19	0.43
28:79:200:LYS:HB3	28:79:208:PHE:CG	2.54	0.43

Continued on next page...

Continued from previous page...

Atom-1	Atom-2	Interatomic distance (Å)	Clash overlap (Å)
2:12:219:VAL:HB	2:12:221:LEU:N	2.34	0.43
26:1H:2062:A:HO2'	26:1H:2063:C:P	2.42	0.43
4:32:20:TYR:CD1	4:32:26:CYS:HB3	2.50	0.43
31:39:123:LEU:O	31:39:193:VAL:HA	2.19	0.43
31:39:25:PRO:C	31:39:27:GLU:H	2.21	0.43
47:H8:67:LEU:HD22	47:H8:90:VAL:HG21	2.00	0.43
26:1H:1387:C:C2	26:1H:1388:G:C8	3.07	0.43
18:9I:59:SER:HB3	18:9I:62:GLU:CG	2.49	0.43
38:45:82:ARG:HD3	38:45:82:ARG:HA	1.68	0.43
1:13:1216:G:OP1	14:5I:2:ALA:HB1	2.18	0.43
30:21:84:PHE:CZ	30:21:86:PRO:HB3	2.53	0.43
30:29:10:GLY:C	41:75:8:LYS:HZ3	2.21	0.43
1:13:1005:A:H5''	1:13:1006:C:C6	2.54	0.43
17:8A:63:ARG:HG2	17:8A:64:PRO:HD2	2.01	0.43
40:A8:24:LEU:CD1	40:A8:41:ASP:HB2	2.49	0.43
41:B8:26:ASP:CB	41:B8:91:ARG:HA	2.49	0.43
2:1E:155:LEU:HA	2:1E:155:LEU:HD13	1.83	0.43
26:1H:1819:A:O4'	26:1H:1821:A:C5	2.72	0.43
36:25:113:LYS:HG2	36:25:113:LYS:H	1.28	0.43
45:F8:55:ASN:HB2	45:F8:80:ILE:CG1	2.46	0.43
45:F8:55:ASN:O	45:F8:79:ALA:HA	2.19	0.43
40:65:34:HIS:HB3	40:65:53:SER:OG	2.18	0.43
2:12:25:ASN:OD1	2:12:27:LYS:HB2	2.18	0.43
1:1G:1050:G:N2	1:1G:1209:C:H1'	2.34	0.43
32:41:95:ARG:CA	32:41:99:MET:HB2	2.45	0.43
19:AA:13:ASP:HA	19:AA:16:LEU:HD23	2.01	0.43
26:14:2210:G:H5'	26:14:2211:G:C6	2.53	0.43
23:2K:53:G:C6	23:2K:54:G:N7	2.87	0.43
32:49:77:ILE:O	32:49:82:LEU:HB3	2.19	0.43
40:A8:83:LYS:O	40:A8:109:GLY:HA2	2.19	0.43
1:1G:586:C:H1'	1:1G:878:G:O2'	2.18	0.43
39:55:107:ASP:C	39:55:107:ASP:OD1	2.57	0.43
1:13:167:G:H2'	1:13:168:G:H8	1.83	0.43
11:2I:54:ARG:O	11:2I:57:THR:HG22	2.19	0.43
26:1H:1512:G:H2'	26:1H:1513:C:H6	1.81	0.43
41:75:53:ARG:O	41:75:53:ARG:HG3	2.19	0.43
26:14:529:A:C8	26:14:530:G:C6	3.07	0.43
1:1G:956:U:C2	1:1G:1225:A:C2	3.07	0.43
1:13:641:U:O2'	1:13:642:A:OP2	2.32	0.43
26:1H:2542:A:H4'	26:1H:2543:G:H8	1.83	0.43
26:1H:1485:G:C2	26:1H:1486:A:C4	3.07	0.43

Continued on next page...

Continued from previous page...

Atom-1	Atom-2	Interatomic distance (Å)	Clash overlap (Å)
26:1H:1126:A:O5'	26:1H:1126:A:H8	2.01	0.43
1:13:1053:G:N7	1:13:1199:U:H3'	2.34	0.43
1:13:1053:G:N7	1:13:1200:C:H5"	2.34	0.43
7:62:73:MET:HG2	7:62:90:GLU:HA	2.00	0.43
26:14:1324:G:H4'	26:14:1616:A:C2	2.54	0.43
1:1G:895:G:H2'	1:1G:896:C:C6	2.54	0.43
32:41:117:PHE:HZ	32:41:179:PRO:HG2	1.83	0.43
26:1H:1321:A:H2'	26:1H:1322:A:O4'	2.19	0.43
26:1H:2653:U:H2'	26:1H:2654:A:C8	2.54	0.43
1:1G:1090:U:H2'	1:1G:1091:U:C6	2.53	0.43
41:75:29:ARG:HD3	41:75:44:ASP:OD2	2.18	0.43
26:14:227:A:C2	26:14:2407:G:H1'	2.54	0.43
26:1H:1271:G:O3'	26:1H:1272:A:H4'	2.19	0.43
39:98:52:ILE:O	39:98:55:ALA:N	2.52	0.43
1:13:577:G:N2	1:13:764:C:O2	2.41	0.43
26:1H:1823:G:OP1	29:11:54:ARG:NH2	2.45	0.43
1:1G:567:G:C2	1:1G:568:G:H1'	2.54	0.43
32:49:109:VAL:O	32:49:113:ARG:HG3	2.19	0.43
26:1H:1749:A:C4	26:1H:1750:G:C8	3.07	0.43
1:13:449:C:C6	16:7I:42:ARG:HD2	2.54	0.43
26:14:312:G:H5'	26:14:331:A:O2'	2.19	0.43
5:42:74:GLY:HA3	5:42:116:THR:OG1	2.19	0.43
39:98:29:LEU:HB2	39:98:75:LEU:HD21	1.99	0.43
45:B5:11:PRO:HD3	50:G5:37:PHE:CE2	2.53	0.43
38:45:125:LEU:HA	38:45:125:LEU:HD23	1.68	0.43
26:1H:1996:C:OP1	26:1H:1996:C:H6	2.01	0.43
39:55:60:LEU:HA	39:55:60:LEU:HD12	1.67	0.43
40:A8:30:ARG:HG3	40:A8:30:ARG:O	2.19	0.43
24:3K:1:G:N3	24:3K:1:G:H2'	2.34	0.43
26:1H:2470:G:H8	26:1H:2470:G:O5'	2.01	0.43
45:F8:66:LEU:HA	45:F8:66:LEU:HD12	1.67	0.43
26:1H:669:G:N3	26:1H:669:G:C2'	2.81	0.43
4:3E:126:ILE:HA	4:3E:126:ILE:HD13	1.88	0.43
1:13:994:A:H2'	1:13:994:A:N3	2.34	0.43
1:13:1525:G:OP1	11:2I:120:ARG:NH2	2.51	0.43
29:19:2:ALA:HB3	29:19:20:ASP:HB2	2.01	0.43
37:78:127:ALA:HB3	37:78:130:PHE:CZ	2.53	0.43
28:79:200:LYS:H	28:79:200:LYS:HG2	1.56	0.43
1:13:1305:G:H5'	21:1F:4:GLY:HA3	2.01	0.43
26:1H:1729:A:H2'	26:1H:1731:G:N7	2.34	0.43
17:8I:63:ARG:HG3	17:8I:64:PRO:HD2	2.01	0.43

Continued on next page...

Continued from previous page...

Atom-1	Atom-2	Interatomic distance (Å)	Clash overlap (Å)
1:1G:49:U:C2	1:1G:361:G:N2	2.87	0.43
26:1H:1550:C:H2'	26:1H:1551:C:C6	2.48	0.43
26:1H:1533:C:C6	26:1H:1534:G:H5''	2.53	0.43
43:95:35:LEU:O	43:95:37:VAL:HG13	2.18	0.43
1:1G:977:A:N3	1:1G:977:A:H3'	2.34	0.43
1:13:1032:A:H3'	1:13:1032(A):G:H4'	2.01	0.43
26:1H:2135:A:H5'	26:1H:2159:G:H21	1.84	0.43
27:1J:78:A:C2	27:1J:99:A:C4	3.06	0.43
27:1J:93:C:H2'	27:1J:94:C:C6	2.51	0.43
26:14:1317:A:H2'	26:14:1318:C:C6	2.53	0.43
1:1G:976:G:H5'	1:1G:1358:U:O2'	2.19	0.43
2:1E:160:ASP:O	2:1E:183:PRO:HD2	2.19	0.43
24:3K:49:G:C8	24:3K:66:A:C6	3.07	0.43
26:1H:99:U:O4	46:G8:8:LYS:NZ	2.52	0.43
22:1K:22:G:OP1	22:1K:48:C:N4	2.51	0.43
1:1G:1178:G:O2'	1:1G:1180:A:N7	2.52	0.43
1:13:739:C:O2	15:6I:42:HIS:HE1	2.01	0.43
1:13:457:C:H2'	1:13:458:C:H6	1.83	0.43
4:32:61:LYS:HD2	4:32:206:PHE:CE2	2.54	0.43
26:1H:1257:C:OP1	31:31:75:HIS:HE1	2.01	0.43
1:1G:1205:U:H2'	1:1G:1206:G:H8	1.84	0.43
26:1H:2019:A:H62	53:N8:9:LYS:NZ	2.17	0.43
26:1H:1591:G:H2'	26:1H:1592:C:H6	1.83	0.43
1:13:277:C:H2'	1:13:278:G:C8	2.53	0.43
26:14:2439:A:C5'	26:14:2439:A:C8	3.00	0.43
40:65:30:ARG:HB3	40:65:30:ARG:HE	1.66	0.43
20:BA:54:LYS:HE3	20:BA:54:LYS:HB3	1.74	0.43
26:14:587:C:OP2	37:35:21:ARG:NH2	2.52	0.43
1:13:450:G:N7	1:13:481:G:C6	2.87	0.43
1:13:639:G:O2'	1:13:640:A:H5'	2.19	0.43
19:AI:58:VAL:HG11	19:AI:75:ALA:HB1	2.01	0.43
3:22:32:LEU:HD23	3:22:59:ARG:NH1	2.34	0.43
26:1H:977:G:C5	26:1H:987:G:C2	3.07	0.43
50:G5:57:ILE:HG13	50:G5:57:ILE:H	1.57	0.43
26:1H:2208:U:O2	26:1H:2217:G:C2	2.72	0.43
33:59:68:THR:O	33:59:71:LEU:HB2	2.18	0.43
1:13:243:A:H4'	1:13:244:U:H3'	2.01	0.43
30:21:38:THR:CG2	30:21:41:LYS:H	2.30	0.43
1:13:232:G:C5	1:13:233:C:C5	3.07	0.43
26:14:491:G:H2'	26:14:492:A:C8	2.54	0.43
1:13:838:G:O6	1:13:848:C:N4	2.52	0.43

Continued on next page...

Continued from previous page...

Atom-1	Atom-2	Interatomic distance (Å)	Clash overlap (Å)
1:13:22:G:H2'	1:13:23:C:H6	1.84	0.43
26:14:2845:G:H2'	26:14:2846:G:C8	2.54	0.43
26:1H:764:A:N3	29:11:213:ARG:NH1	2.64	0.43
29:19:267:SER:O	29:19:268:ARG:HG2	2.18	0.43
30:29:120:TRP:CD1	30:29:155:LYS:HB3	2.53	0.43
31:31:160:ASN:CG	31:31:163:VAL:HG23	2.39	0.43
38:88:109:VAL:HG13	38:88:113:GLN:HB3	2.01	0.43
26:1H:153:C:H2'	26:1H:154:G:H8	1.84	0.43
13:4I:70:LEU:HA	13:4I:70:LEU:HD23	1.77	0.43
26:14:1054:A:N3	26:14:1054:A:H2'	2.34	0.43
26:14:1514:U:H2'	26:14:1515:C:C6	2.53	0.43
26:1H:340:A:H2'	26:1H:341:G:O4'	2.19	0.43
1:13:959:A:C2	1:13:1222:G:O4'	2.71	0.43
35:58:1:MET:CE	43:D8:12:TYR:HA	2.49	0.43
53:J5:52:TYR:CD1	53:J5:53:ALA:N	2.87	0.43
26:14:775:G:C5	26:14:794:G:C8	3.07	0.43
48:I8:47:PRO:HB3	48:I8:59:LEU:HD22	2.00	0.43
31:31:165:ARG:HA	31:31:168:ARG:HD3	2.01	0.43
26:1H:1397:U:OP2	26:1H:1398:C:N4	2.35	0.43
26:1H:68:G:H2'	26:1H:69:C:O4'	2.19	0.43
26:14:1052:C:H2'	26:14:1053:C:H5'	2.01	0.43
26:14:2631:G:C6	26:14:2632:A:N7	2.87	0.43
1:13:1531:A:N3	1:13:1531:A:H2'	2.34	0.43
20:BI:13:LEU:C	20:BI:13:LEU:HD12	2.39	0.43
26:14:451:C:H41	26:14:454:A:H5'	1.84	0.43
26:1H:2469:A:H2'	38:88:56:ARG:HH21	1.83	0.42
4:3E:10:ARG:HG3	4:3E:11:LEU:H	1.80	0.42
47:D5:94:GLU:N	47:D5:130:PRO:HD2	2.35	0.42
10:1A:21:GLN:O	10:1A:24:VAL:HG12	2.19	0.42
10:1A:16:LEU:CD2	10:1A:68:HIS:HB3	2.48	0.42
24:3K:48:C:C5	24:3K:59:A:C6	3.07	0.42
28:79:7:TYR:CD1	28:79:10:LEU:HB2	2.54	0.42
1:1G:254:G:OP1	17:8A:67:LYS:O	2.37	0.42
30:29:53:PRO:CA	30:29:74:PRO:HB3	2.49	0.42
35:58:96:GLU:HB2	35:58:122:VAL:HG12	2.00	0.42
16:7A:74:LEU:O	16:7A:79:VAL:HG23	2.18	0.42
30:21:84:PHE:HZ	30:21:91:VAL:HG11	1.84	0.42
49:F5:40:ARG:NH2	49:F5:42:GLN:HG2	2.34	0.42
1:13:476:G:N2	1:13:477:G:H1'	2.34	0.42
26:14:388:G:O2'	26:14:389:G:N7	2.47	0.42
19:AA:35:SER:O	19:AA:71:LEU:HD23	2.19	0.42

Continued on next page...

Continued from previous page...

Atom-1	Atom-2	Interatomic distance (Å)	Clash overlap (Å)
33:51:41:MET:HE1	33:51:64:LEU:HD12	2.01	0.42
26:14:1686:C:H2'	26:14:1687:G:O4'	2.19	0.42
1:1G:1218:C:H2'	1:1G:1219:U:C6	2.54	0.42
13:4A:80:ARG:O	13:4A:84:ILE:HB	2.18	0.42
1:13:1149:C:H2'	1:13:1150:U:H6	1.84	0.42
1:1G:1055:A:C6	1:1G:1206:G:C4	3.07	0.42
1:13:681:C:H2'	1:13:682:G:C8	2.54	0.42
20:BI:57:ARG:HH11	20:BI:102:GLY:HA2	1.82	0.42
42:85:66:ASN:ND2	42:85:70:ARG:HE	2.17	0.42
16:7I:20:VAL:HG21	16:7I:32:TYR:CB	2.49	0.42
29:11:31:LYS:C	29:11:35:LYS:HZ1	2.17	0.42
26:14:587:C:H4'	26:14:588:U:H6	1.83	0.42
1:1G:991:U:H5	1:1G:1212:U:H1'	1.83	0.42
26:1H:1053:C:H6	26:1H:1107:G:C6	2.37	0.42
51:L8:31:LEU:HB3	51:L8:32:GLN:HG2	2.01	0.42
1:13:593:G:H2'	1:13:594:G:H8	1.83	0.42
26:14:1697:G:OP2	26:14:1698:A:O2'	2.31	0.42
1:13:626:U:N3	1:13:627:G:N7	2.66	0.42
26:14:2723:C:H6	26:14:2723:C:O5'	2.02	0.42
26:1H:2213:U:H1'	49:J8:52:ARG:NH2	2.34	0.42
1:13:1298:C:H4'	1:13:1299:A:C4	2.54	0.42
1:1G:955:U:H2'	1:1G:956:U:C6	2.54	0.42
17:8I:25:ARG:HG2	17:8I:25:ARG:H	1.71	0.42
5:4E:36:ASP:OD2	5:4E:38:GLN:HB2	2.19	0.42
1:13:20:U:H2'	1:13:21:G:O4'	2.18	0.42
26:1H:34:C:P	26:1H:34:C:O4'	2.77	0.42
29:19:267:SER:O	29:19:269:PHE:N	2.52	0.42
1:1G:1014:A:O5'	1:1G:1014:A:H8	2.02	0.42
1:13:1217:C:OP1	14:5I:9:LYS:NZ	2.46	0.42
29:11:70:TRP:CD1	29:11:70:TRP:C	2.93	0.42
26:14:51:G:N3	26:14:119:A:C2	2.87	0.42
1:1G:1525:G:H2'	1:1G:1526:G:O4'	2.18	0.42
26:1H:811:U:H3'	37:78:22:GLY:HA2	2.01	0.42
41:75:45:PHE:CE2	41:75:74:ARG:HG3	2.54	0.42
5:4E:29:GLY:HA2	5:4E:46:GLY:O	2.18	0.42
1:13:404:U:OP1	4:3E:118:ARG:NH1	2.46	0.42
26:1H:937:U:H2'	26:1H:938:G:O4'	2.19	0.42
27:1J:40:U:O2	27:1J:43:C:H5''	2.18	0.42
1:1G:604:G:H2'	1:1G:605:U:O4'	2.19	0.42
1:1G:80:G:O2'	1:1G:81:G:OP1	2.35	0.42
33:51:118:PRO:O	33:51:121:ILE:HB	2.19	0.42

Continued on next page...

Continued from previous page...

Atom-1	Atom-2	Interatomic distance (Å)	Clash overlap (Å)
26:14:2728:U:O2'	26:14:2729:G:H5'	2.19	0.42
26:14:2729:G:H1'	30:29:187:ALA:HB3	2.01	0.42
26:1H:2070:G:C2	26:1H:2442:C:C2	3.07	0.42
17:8I:83:ASP:OD1	17:8I:83:ASP:N	2.52	0.42
26:1H:2830:G:H8	26:1H:2830:G:H5''	1.84	0.42
11:2A:87:THR:O	11:2A:87:THR:OG1	2.34	0.42
26:1H:2320:A:N3	26:1H:2320:A:H2'	2.34	0.42
26:1H:2256:G:H2'	26:1H:2257:U:O4'	2.19	0.42
9:8E:17:VAL:HG11	9:8E:80:GLY:C	2.39	0.42
3:2E:131:ARG:HD3	3:2E:166:GLU:HG2	2.01	0.42
44:E8:7:ALA:HB2	44:E8:50:VAL:HG22	2.01	0.42
12:3A:45:PRO:HD3	12:3A:51:ALA:O	2.19	0.42
31:31:181:LEU:O	31:31:205:ARG:NH2	2.50	0.42
1:1G:804:U:H5''	1:1G:805:C:OP2	2.19	0.42
43:95:18:LEU:O	43:95:96:ILE:HG12	2.18	0.42
47:D5:53:ILE:CG1	47:D5:54:HIS:HD2	2.17	0.42
26:1H:1568:G:N7	29:11:28:GLU:HG3	2.35	0.42
27:16:13:A:O2'	27:16:14:U:H3'	2.18	0.42
1:13:1366:C:H2'	1:13:1367:C:H6	1.84	0.42
26:1H:2636:U:H3	26:1H:2782:G:H1	1.68	0.42
26:1H:1534:G:N2	26:1H:1538:G:N3	2.65	0.42
1:13:1028(A):C:H42	1:13:1032(A):G:H22	1.68	0.42
10:1A:13:HIS:CD2	10:1A:14:LYS:N	2.87	0.42
26:1H:1599:C:P	45:F8:36:LYS:HB2	2.59	0.42
1:1G:1275:A:C6	1:1G:1276:G:C6	3.07	0.42
19:AA:11:VAL:HG12	19:AA:12:ASP:O	2.19	0.42
26:1H:674:G:O2'	31:31:74:ARG:CD	2.66	0.42
22:1L:44:U:H5''	22:1L:45:G:OP2	2.19	0.42
24:3K:68:G:H2'	24:3K:69:A:C8	2.54	0.42
7:62:93:PRO:O	7:62:97:GLN:N	2.49	0.42
1:13:1131:G:O2'	1:13:1132:C:H5'	2.20	0.42
26:14:2892:A:H3'	26:14:2893:G:H4'	2.00	0.42
30:29:27:LEU:HA	30:29:180:ASN:O	2.19	0.42
41:75:91:ARG:HD3	41:75:120:ARG:HB3	2.01	0.42
16:7I:74:LEU:HD23	16:7I:74:LEU:HA	1.80	0.42
26:14:1496:A:H8	26:14:1577:C:O2'	1.96	0.42
26:1H:1664:A:N6	26:1H:1665:A:N6	2.68	0.42
33:59:9:ILE:HB	33:59:51:ARG:HB3	2.01	0.42
34:69:144:VAL:O	34:69:144:VAL:HG23	2.19	0.42
22:1L:24:G:C2	22:1L:25:C:C2	3.07	0.42
13:4A:33:ALA:O	13:4A:37:THR:HB	2.18	0.42

Continued on next page...

Continued from previous page...

Atom-1	Atom-2	Interatomic distance (Å)	Clash overlap (Å)
26:14:273(C):C:H2'	26:14:273(D):C:O4'	2.19	0.42
28:79:53:ARG:HE	28:79:54:SER:N	2.13	0.42
4:32:86:LYS:HE2	4:32:86:LYS:N	2.31	0.42
39:98:51:LEU:HD23	39:98:51:LEU:HA	1.71	0.42
1:1G:1052:U:O2'	1:1G:1055:A:OP2	2.31	0.42
26:1H:2153:G:C2	26:1H:2154:G:C6	3.07	0.42
46:G8:10:GLY:HA3	46:G8:106:LEU:O	2.19	0.42
32:41:47:LYS:HD2	32:41:81:LYS:CB	2.46	0.42
1:13:376:G:OP2	16:7I:67:THR:HG21	2.19	0.42
37:35:95:VAL:HA	37:35:99:LEU:HD13	2.00	0.42
16:7I:20:VAL:HG21	16:7I:32:TYR:CD2	2.53	0.42
36:25:17:ARG:NH1	36:25:47:ILE:HD11	2.34	0.42
48:E5:46:LYS:HA	48:E5:47:PRO:HD3	1.78	0.42
26:1H:686:G:H4'	26:1H:687:C:OP2	2.19	0.42
7:62:26:PHE:CE1	7:62:30:ILE:HD11	2.54	0.42
26:14:860:U:C1'	26:14:2268:A:H5'	2.49	0.42
16:7A:48:TRP:N	16:7A:48:TRP:CD1	2.87	0.42
44:E8:78:GLU:OE1	44:E8:99:ARG:HG2	2.19	0.42
47:H8:100:VAL:HG21	47:H8:134:PRO:HG2	2.01	0.42
26:14:494:G:OP1	44:A5:8:ARG:HD3	2.18	0.42
55:Q8:49:VAL:O	55:Q8:50:LEU:C	2.58	0.42
1:1G:1119:C:OP1	9:82:83:ARG:NH1	2.52	0.42
6:52:33:TYR:CZ	6:52:78:GLU:HG3	2.54	0.42
1:1G:641:U:O3'	1:1G:642:A:H8	2.02	0.42
26:1H:127:A:H5''	26:1H:128:C:C6	2.53	0.42
24:3K:29:U:C2'	24:3K:30:G:H5'	2.49	0.42
26:1H:1375:C:H2'	26:1H:1376:C:H6	1.84	0.42
23:2L:69:C:H2'	23:2L:70:C:C6	2.54	0.42
26:1H:2593:U:H2'	26:1H:2594:C:H6	1.83	0.42
26:14:1858:G:H2'	26:14:1883:G:H22	1.85	0.42
1:1G:1489:G:H2'	1:1G:1490:C:O4'	2.19	0.42
26:1H:2187:G:C2	26:1H:2188:C:C2	3.07	0.42
26:1H:1790:C:H5''	26:1H:1791:A:OP1	2.19	0.42
2:1E:131:PRO:O	2:1E:135:GLN:HB2	2.19	0.42
26:14:142:G:OP1	26:14:1598:C:H1'	2.19	0.42
26:1H:557:U:H2'	26:1H:558:G:C8	2.54	0.42
31:39:146:ALA:CB	31:39:148:LEU:HG	2.49	0.42
40:A8:20:ARG:NH1	48:I8:47:PRO:O	2.52	0.42
1:1G:537:G:H5''	12:3A:113:ARG:NH1	2.34	0.42
26:14:2212:A:H1'	26:14:2215:G:C5	2.54	0.42
1:1G:191(F):U:H2'	1:1G:191:G:C8	2.54	0.42

Continued on next page...

Continued from previous page...

Atom-1	Atom-2	Interatomic distance (Å)	Clash overlap (Å)
12:3I:45:PRO:HD3	12:3I:51:ALA:O	2.19	0.42
35:58:65:LYS:HB3	35:58:69:GLN:HG3	2.01	0.42
1:13:692:U:O2'	1:13:694:A:N7	2.42	0.42
20:BI:63:ILE:CG2	20:BI:77:ALA:HB1	2.49	0.42
30:29:105:THR:HG21	30:29:164:ARG:HE	1.84	0.42
1:13:511:C:C2	1:13:512:U:C5	3.07	0.42
25:4K:11:U:H6	25:4K:11:U:OP2	2.02	0.42
19:AI:6:LYS:HD2	19:AI:6:LYS:HA	1.71	0.42
39:98:9:LYS:HA	39:98:17:ARG:CD	2.49	0.42
26:1H:1899:G:C2	26:1H:1903:G:C6	3.07	0.42
1:1G:1298:C:H4'	1:1G:1299:A:C5	2.53	0.42
7:62:116:ALA:HA	7:62:119:ARG:NE	2.25	0.42
1:1G:1246:C:H2'	1:1G:1247:U:O4'	2.19	0.42
37:35:11:GLY:C	37:35:13:ASN:H	2.22	0.42
26:1H:731:C:C2	26:1H:732:C:C5	3.07	0.42
26:1H:2636:U:P	30:21:79:ARG:HA	2.59	0.42
26:14:2855:C:H2'	26:14:2856:C:H6	1.83	0.42
18:9A:56:THR:HB	18:9A:58:LEU:HD12	2.02	0.42
22:1K:67:C:H2'	22:1K:68:G:C8	2.54	0.42
27:1J:79:C:H2'	27:1J:80:U:O4'	2.20	0.42
8:7E:109:ILE:HG13	8:7E:120:THR:HB	2.02	0.42
26:1H:1144:G:C6	26:1H:1145:C:C4	3.07	0.42
30:29:68:ALA:C	30:29:70:ALA:N	2.72	0.42
24:3K:22:G:H2'	24:3K:22:G:N3	2.34	0.42
26:14:933:A:C5	26:14:934:G:C8	3.07	0.42
1:1G:619:U:O2	4:32:135:LEU:HD21	2.19	0.42
26:14:2892:A:C5	26:14:2893:G:H1'	2.54	0.42
26:1H:857:C:H4'	48:I8:23:VAL:HG21	2.00	0.42
1:1G:1178:G:H5''	9:82:93:ARG:NH2	2.33	0.42
26:1H:1166:C:H2'	26:1H:1167:U:C6	2.55	0.42
28:71:31:GLU:HG2	28:71:31:GLU:H	1.65	0.42
1:13:186(E):C:N3	1:13:191(C):G:C2	2.87	0.42
22:1K:56:C:N4	26:1H:897:C:O2'	2.52	0.42
31:39:132:VAL:HG13	31:39:133:ASN:ND2	2.34	0.42
43:95:21:ARG:HH22	43:95:65:GLY:C	2.21	0.42
26:1H:1826:G:H4'	29:11:242:ARG:NE	2.34	0.42
1:1G:32:A:C2	1:1G:33:A:C4	3.06	0.42
26:14:1161:C:H1'	43:95:8:GLY:O	2.19	0.42
10:1A:75:ILE:O	10:1A:77:PRO:HD3	2.18	0.42
41:75:16:ARG:NH2	41:75:18:ASP:OD2	2.51	0.42
26:14:2432:A:H2'	26:14:2433:A:H8	1.82	0.42

Continued on next page...

Continued from previous page...

Atom-1	Atom-2	Interatomic distance (Å)	Clash overlap (Å)
34:69:78:THR:HG21	34:69:104:GLN:HG3	2.01	0.42
1:1G:1122:U:N3	1:1G:1123:A:N7	2.67	0.42
23:2K:20:G:C4	23:2K:58:A:C2	3.07	0.42
26:14:870:A:H2'	26:14:871:U:O4'	2.20	0.42
26:14:922:U:H2'	26:14:923:C:C6	2.54	0.42
26:14:1005:C:O2	26:14:1143:A:C6	2.72	0.42
1:13:558:G:C5	1:13:559:A:C2	3.07	0.42
48:E5:72:ARG:CB	48:E5:75:LEU:HB2	2.47	0.42
26:14:270(T):G:C6	26:14:270(U):C:C4	3.08	0.42
26:14:1592:C:H2'	26:14:1593:G:C8	2.54	0.42
37:78:17:LYS:H	37:78:17:LYS:HG3	1.71	0.42
44:E8:18:ARG:NH1	44:E8:76:VAL:O	2.50	0.42
26:14:1670:C:O2	30:29:129:HIS:NE2	2.44	0.42
3:2E:47:LEU:HD12	3:2E:47:LEU:N	2.34	0.42
26:1H:2531:A:H2'	26:1H:2532:G:C8	2.54	0.42
26:1H:270(E):G:C6	26:1H:270(F):U:C4	3.07	0.42
26:1H:254:G:O2'	26:1H:384:U:H5'	2.18	0.42
28:71:207:THR:O	28:71:210:ARG:NH1	2.49	0.42
26:14:1453:A:O2'	26:14:1454:U:H2'	2.19	0.42
17:8I:22:LEU:HD13	17:8I:41:LYS:HG3	2.01	0.42
54:P8:30:VAL:O	54:P8:34:ARG:HG3	2.19	0.42
26:1H:53:A:C8	26:1H:54:G:C8	3.07	0.42
3:22:90:GLU:OE2	3:22:90:GLU:N	2.45	0.42
26:1H:1392:A:C6	26:1H:1393:A:N1	2.87	0.42
1:13:259:G:H2'	1:13:260:G:O4'	2.19	0.42
53:N8:18:ALA:O	53:N8:21:SER:OG	2.29	0.42
26:1H:1322:A:H2'	26:1H:1323:U:C6	2.55	0.42
31:39:143:ALA:HB1	31:39:148:LEU:HB2	2.02	0.42
1:1G:803:G:C6	1:1G:804:U:C4	3.07	0.42
35:58:65:LYS:HE3	35:58:65:LYS:HB2	1.76	0.42
29:11:77:ALA:HB3	29:11:117:VAL:HG23	2.02	0.42
26:14:1556:C:H2'	26:14:1557:C:H6	1.84	0.42
26:1H:1355:G:H2'	26:1H:1356:G:O4'	2.20	0.42
21:1F:3:LYS:HB3	21:1F:14:TRP:CD1	2.54	0.42
26:1H:2488:A:H2'	26:1H:2489:G:O4'	2.19	0.42
39:55:87:TYR:CE1	39:55:117:VAL:HG12	2.55	0.42
39:55:87:TYR:HE1	39:55:117:VAL:HG12	1.83	0.42
26:14:855:G:C6	26:14:856:C:C4	3.07	0.42
42:85:41:ALA:O	42:85:45:TYR:CD1	2.73	0.42
2:1E:136:VAL:O	2:1E:140:HIS:N	2.41	0.42
26:1H:2692:C:OP1	26:1H:2871:C:H5'	2.20	0.42

Continued on next page...

Continued from previous page...

Atom-1	Atom-2	Interatomic distance (Å)	Clash overlap (Å)
1:1G:131:C:H2'	1:1G:132:C:C6	2.54	0.42
37:35:107:LYS:O	37:35:109:GLY:N	2.49	0.42
1:13:998(A):C:H2'	1:13:999:U:C6	2.54	0.42
26:14:917:A:H2'	26:14:917:A:N3	2.35	0.42
1:1G:15:G:H2'	1:1G:16:A:O4'	2.19	0.42
31:31:183:VAL:O	31:31:187:VAL:HG23	2.19	0.42
1:13:262:A:H2'	1:13:263:A:H8	1.80	0.42
24:3K:59:A:H5'	24:3K:60:U:C5	2.52	0.42
26:1H:992:C:C2	26:1H:993:G:C8	3.07	0.42
26:14:2646:C:H2'	26:14:2647:U:O4'	2.20	0.42
23:2L:25:U:O2	26:14:1923:U:H5''	2.19	0.42
5:42:78:HIS:CE1	5:42:80:ILE:HG23	2.55	0.42
26:14:959:A:N6	26:14:960:A:N1	2.67	0.42
26:14:962:G:H2'	26:14:963:U:O4'	2.19	0.42
46:G8:63:LYS:HD2	46:G8:64:GLU:H	1.83	0.42
46:C5:88:LYS:O	46:C5:89:PHE:CD1	2.71	0.42
41:75:11:GLU:H	41:75:11:GLU:CD	2.13	0.42
2:1E:222:ILE:HG13	2:1E:223:ILE:H	1.84	0.42
20:BI:46:GLU:CB	20:BI:48:LYS:HG3	2.49	0.42
1:13:1009:G:C2	1:13:1010:G:C8	3.07	0.42
1:1G:746:A:H2'	1:1G:747:C:C6	2.54	0.42
14:5A:9:LYS:CA	14:5A:12:ARG:NH1	2.81	0.42
35:58:57:ALA:C	35:58:59:LYS:N	2.67	0.42
24:3K:56:C:C2'	24:3K:57:G:H8	2.31	0.42
16:7I:33:ILE:H	16:7I:33:ILE:HG13	1.69	0.42
1:1G:1106:G:H5''	3:22:172:ARG:CG	2.49	0.42
35:15:128:HIS:NE2	35:15:130:HIS:HB3	2.34	0.42
26:1H:242:G:H5'	55:Q8:64:TYR:CE2	2.55	0.42
1:1G:129(A):G:C2	1:1G:188:U:O2'	2.65	0.42
40:A8:11:LYS:HB2	40:A8:11:LYS:HE3	1.85	0.42
1:1G:1534:A:H2'	1:1G:1534:A:N3	2.34	0.42
20:BI:30:LYS:NZ	20:BI:80:ARG:NH1	2.67	0.42
30:29:102:VAL:HB	30:29:199:ARG:O	2.18	0.42
26:14:2198:A:C2	34:69:29:TYR:HB2	2.54	0.42
31:39:68:LYS:HG3	31:39:69:HIS:CE1	2.54	0.42
1:13:10:A:OP2	5:4E:126:ARG:HD3	2.20	0.42
26:14:270(E):G:C6	26:14:270(F):U:C4	3.07	0.42
26:1H:1929:G:H4'	26:1H:1930:G:OP1	2.20	0.42
2:12:97:TRP:CE2	2:12:101:MET:HG3	2.55	0.42
1:13:1298:C:P	7:6E:114:ARG:HH22	2.43	0.42
1:1G:1424:C:H2'	1:1G:1425:U:O4'	2.19	0.42

Continued on next page...

Continued from previous page...

Atom-1	Atom-2	Interatomic distance (Å)	Clash overlap (Å)
16:7A:23:ASP:OD1	16:7A:25:ARG:HG3	2.19	0.42
10:1I:46:ARG:NH1	10:1I:46:ARG:HB2	2.34	0.42
6:52:77:ARG:HH21	6:52:78:GLU:HG2	1.85	0.42
12:3I:64:TYR:O	12:3I:65:GLU:HB3	2.20	0.42
1:1G:731:G:O2'	1:1G:732:C:H5'	2.20	0.42
26:14:1167:U:C2	26:14:1183:G:N2	2.87	0.42
26:1H:15:G:H4'	53:N8:21:SER:HB3	2.01	0.42
1:13:939:G:H5'	7:6E:102:ARG:CZ	2.50	0.42
17:8A:4:LYS:O	17:8A:60:ILE:HD12	2.19	0.42
26:1H:1006:C:H5'	35:58:28:THR:HG23	2.01	0.42
1:1G:37:U:O2'	1:1G:547:A:N1	2.39	0.42
1:1G:1468:A:H5''	1:1G:1469:G:OP2	2.18	0.42
4:3E:147:ALA:HB2	4:3E:182:LYS:HB3	2.00	0.42
39:98:81:ASP:O	39:98:85:PRO:HG2	2.19	0.42
26:1H:308:G:N2	26:1H:477:A:C8	2.88	0.42
26:1H:1756:G:H4'	26:1H:1758:G:O4'	2.20	0.42
1:1G:73:G:C6	1:1G:74:C:C4	3.07	0.42
31:39:93:LYS:HA	31:39:93:LYS:HD2	1.80	0.42
4:32:22:LYS:N	4:32:26:CYS:SG	2.84	0.42
14:5A:29:ARG:CG	14:5A:31:ARG:H	2.23	0.42
31:39:25:PRO:O	31:39:27:GLU:HG3	2.20	0.42
29:19:182:LEU:CB	29:19:271:ILE:HG13	2.50	0.42
26:14:2392:A:H2	26:14:2424:C:N4	2.06	0.42
37:35:101:VAL:N	37:35:106:LEU:HD23	2.34	0.42
26:1H:1142(A):A:C4	26:1H:1144:G:C8	3.07	0.42
26:1H:2262:U:O2'	26:1H:2263:C:H5'	2.20	0.42
26:1H:2144:U:H4'	26:1H:2144:U:OP1	2.19	0.42
45:B5:72:LYS:HE3	45:B5:73:ARG:O	2.20	0.42
26:14:28:A:O2'	26:14:583:G:H5'	2.19	0.42
31:39:132:VAL:HG22	31:39:133:ASN:H	1.85	0.42
31:39:129:PHE:HA	31:39:142:TRP:CD1	2.54	0.42
31:31:62:ARG:HG3	31:31:63:LYS:N	2.34	0.42
26:1H:275:G:N7	26:1H:363:G:C2	2.88	0.42
5:42:144:THR:O	5:42:148:VAL:HG23	2.19	0.42
26:14:875:G:H2'	26:14:875:G:N3	2.34	0.42
37:35:84:ASN:OD1	37:35:115:LEU:HB2	2.20	0.42
26:14:1405:U:H2'	26:14:1406:U:C6	2.55	0.42
26:1H:270(G):C:H2'	26:1H:270(H):C:C6	2.54	0.42
1:1G:579:G:C6	1:1G:580:U:C4	3.08	0.42
26:1H:722:A:H2'	26:1H:723:G:C8	2.54	0.42
26:14:2418:A:H2'	26:14:2419:U:O4'	2.20	0.42

Continued on next page...

Continued from previous page...

Atom-1	Atom-2	Interatomic distance (Å)	Clash overlap (Å)
26:1H:1053:C:C6	26:1H:1107:G:C6	3.07	0.42
1:1G:599:C:H2'	1:1G:600:C:H6	1.84	0.42
4:32:173:TRP:CD2	4:32:189:PRO:HB3	2.55	0.42
37:35:41:ARG:HD2	37:35:41:ARG:N	2.34	0.42
26:14:752:A:H4'	26:14:753:C:H5'	2.02	0.42
16:7A:43:LYS:HG2	16:7A:48:TRP:CZ3	2.54	0.42
32:41:8:LYS:O	32:41:11:TYR:HB3	2.20	0.42
32:41:58:GLN:NE2	32:41:59:GLU:HG3	2.35	0.42
20:BI:10:LEU:HG	20:BI:12:ALA:H	1.84	0.42
26:1H:1279:G:N2	26:1H:1292:U:C2	2.88	0.42
36:25:13:ASN:HD21	36:25:97:ARG:H	1.66	0.42
26:1H:16:G:H1	26:1H:524:U:H3	1.68	0.42
26:14:1921:G:H2'	26:14:1922:G:C8	2.53	0.42
1:13:104:G:C2	1:13:105:G:C8	3.07	0.42
26:14:1049:C:H5''	26:14:1051:G:H22	1.84	0.42
26:1H:2620:C:O2'	30:21:119:ARG:NH2	2.40	0.42
26:1H:665:C:H2'	26:1H:666:G:H8	1.83	0.42
36:68:22:ILE:HG21	36:68:22:ILE:HD13	1.72	0.42
34:61:83:ALA:HB2	34:61:144:VAL:HG23	2.01	0.42
1:13:753:A:H4'	1:13:754:C:H5''	2.02	0.42
1:13:1051:C:H2'	1:13:1052:U:C6	2.55	0.42
6:52:1:MET:HE2	6:52:67:MET:HA	2.02	0.42
26:1H:46:C:H2'	26:1H:47:C:H6	1.83	0.42
26:14:1676:A:OP2	60:14:3423:HOH:O	2.21	0.42
39:55:54:LEU:HD12	39:55:62:ALA:HA	2.00	0.42
44:A5:34:ASN:OD1	53:J5:39:MET:HG3	2.19	0.42
1:1G:287:U:H2'	1:1G:288:A:C8	2.53	0.42
41:B8:27:THR:CG2	41:B8:90:GLN:HB3	2.48	0.42
36:68:34:THR:HG22	36:68:37:ASP:OD2	2.19	0.42
26:14:2230:G:C2'	26:14:2231:C:H5'	2.48	0.42
26:1H:126:A:O5'	54:P8:19:ARG:HG3	2.19	0.42
26:1H:281:G:H1'	26:1H:359:A:H61	1.84	0.42
26:1H:2774:C:H2'	26:1H:2775:A:O4'	2.18	0.42
1:1G:573:A:N3	1:1G:883:C:O2'	2.48	0.42
47:H8:70:LEU:HD23	47:H8:70:LEU:HA	1.87	0.42
26:1H:7:G:H2'	26:1H:8:A:O4'	2.19	0.42
26:1H:1364:G:OP2	49:J8:61:ARG:NH2	2.52	0.42
26:14:1321:A:H2'	26:14:1322:A:O4'	2.20	0.42
4:32:154:ASN:O	4:32:159:ARG:HB2	2.20	0.42
37:35:68:GLN:OE1	37:35:68:GLN:HA	2.19	0.42
29:11:193:VAL:HG12	29:11:193:VAL:H	1.60	0.42

Continued on next page...

Continued from previous page...

Atom-1	Atom-2	Interatomic distance (Å)	Clash overlap (Å)
26:14:196:A:H2'	26:14:196:A:N3	2.34	0.42
30:29:79:ARG:HD2	30:29:79:ARG:N	2.34	0.42
18:9A:84:LYS:HG2	18:9A:84:LYS:H	1.51	0.42
14:5A:53:LEU:HA	14:5A:53:LEU:HD23	1.70	0.42
54:P8:5:TRP:HA	54:P8:5:TRP:CE3	2.53	0.42
1:1G:17:U:H2'	1:1G:18:C:C6	2.55	0.42
1:13:1288:A:N1	1:13:1371:G:H1'	2.35	0.42
26:14:1225:C:H4'	43:95:85:LYS:CB	2.50	0.42
43:D8:45:THR:O	43:D8:47:VAL:HG12	2.20	0.42
1:13:255:G:C5	1:13:256:U:C5	3.07	0.42
47:H8:59:LEU:HD23	47:H8:59:LEU:HA	1.68	0.42
24:3K:13:C:C2'	24:3K:14:A:H5'	2.49	0.42
24:3K:5:C:H2'	24:3K:6:G:N7	2.34	0.42
35:58:90:MET:SD	35:58:97:ARG:HD2	2.59	0.42
5:42:91:LEU:CD2	5:42:120:THR:HG22	2.50	0.42
47:D5:44:PHE:CZ	47:D5:86:VAL:HG21	2.55	0.42
1:1G:1157:A:O4'	1:1G:1158:C:C6	2.73	0.42
41:B8:62:THR:CG2	41:B8:75:ILE:HG12	2.50	0.42
1:13:1536:C:N3	25:4K:9:G:N2	2.67	0.42
26:1H:1516:U:C2	26:1H:1517:G:C8	3.08	0.42
32:41:66:GLN:HA	52:M8:6:HIS:NE2	2.34	0.42
37:78:62:LEU:HA	37:78:63:PRO:HD3	1.91	0.42
22:1L:26:A:H5'	22:1L:27:G:OP2	2.19	0.42
6:5E:22:GLU:OE1	6:5E:84:ASN:HB2	2.20	0.42
26:1H:2394:C:H2'	26:1H:2395:C:C6	2.55	0.42
20:BI:66:ALA:HB1	20:BI:71:THR:HB	2.01	0.42
31:39:129:PHE:CD2	31:39:163:VAL:HG21	2.55	0.42
26:14:2488:A:H2'	26:14:2489:G:O4'	2.20	0.42
17:8I:58:GLU:HB2	17:8I:74:LEU:HB3	2.00	0.42
26:1H:1042:G:C6	26:1H:1043:C:C4	3.08	0.42
26:14:864:G:O2'	26:14:865:C:H5'	2.20	0.42
26:1H:860:U:H5	26:1H:917:A:N1	2.17	0.42
38:45:19:GLY:O	38:45:98:LYS:HD2	2.19	0.42
29:19:50:THR:O	29:19:51:VAL:HG23	2.20	0.42
1:13:369:C:O2	1:13:392:G:N2	2.37	0.42
31:39:185:ASP:HA	31:39:188:ARG:HB3	2.02	0.42
1:13:1256:A:N6	1:13:1278:U:OP2	2.30	0.42
26:14:730:C:H2'	26:14:731:C:H5'	1.99	0.42
1:1G:1100:C:C2	1:1G:1102:A:H5'	2.55	0.42
26:1H:2184:G:C2	26:1H:2185:C:C2	3.07	0.42
26:1H:1106:G:O2'	26:1H:1107:G:N7	2.52	0.42

Continued on next page...

Continued from previous page...

Atom-1	Atom-2	Interatomic distance (Å)	Clash overlap (Å)
26:14:95:G:H4'	50:G5:46:GLN:CB	2.49	0.42
1:13:279:A:C5	17:8I:98:LEU:HD12	2.55	0.42
33:51:96:ALA:HB1	33:51:103:LEU:HD11	2.02	0.42
16:7A:5:ARG:HE	16:7A:22:THR:CG2	2.33	0.42
30:21:38:THR:H	30:21:42:ASP:HB2	1.84	0.42
22:1K:37:T6A:N1	22:1K:37:T6A:N11	2.56	0.42
26:1H:531:C:H4'	26:1H:532:A:H5''	2.01	0.42
1:13:148:G:H1	1:13:174:C:H42	1.68	0.42
53:N8:40:LYS:HE2	53:N8:46:CYS:CA	2.50	0.42
1:13:359:U:H2'	1:13:360:A:C8	2.55	0.42
26:14:733:G:O6	26:14:761:A:C8	2.73	0.42
1:13:1164:G:C6	1:13:1165:C:C4	3.08	0.42
26:1H:182:A:O2'	26:1H:183:C:H5'	2.19	0.42
26:1H:1831:G:C4	26:1H:1975:G:N2	2.88	0.42
26:1H:675:A:C8	26:1H:804:A:C6	3.08	0.42
2:1E:176:GLU:O	2:1E:180:LEU:HG	2.19	0.42
1:13:657:G:C1'	15:6I:28:GLN:HE21	2.32	0.42
26:1H:1213:A:H1'	26:1H:1238:G:N3	2.34	0.42
43:95:34:GLU:OE1	43:95:58:VAL:HG22	2.19	0.42
3:2E:15:THR:HG21	3:2E:181:ASN:HA	2.01	0.42
39:55:103:ARG:NH1	39:55:110:PRO:HD3	2.34	0.42
26:14:1743:G:C2	26:14:1746:G:C8	3.07	0.42
20:BA:31:SER:HA	20:BA:34:LYS:HE2	2.00	0.42
19:AA:7:LYS:HB2	19:AA:8:GLY:HA2	2.00	0.42
31:31:140:LEU:HD13	31:31:170:LEU:HD11	2.00	0.42
4:32:141:ARG:HB2	4:32:142:PRO:HD2	2.02	0.42
44:E8:110:LYS:HD3	44:E8:110:LYS:HA	1.85	0.42
26:14:2795:G:N3	26:14:2795:G:H2'	2.35	0.42
26:14:1029:A:H8	26:14:1029:A:OP2	2.03	0.42
32:49:117:PHE:CG	32:49:117:PHE:O	2.72	0.42
1:1G:867:G:OP2	1:1G:867:G:H8	2.01	0.42
35:15:85:ILE:HD12	35:15:85:ILE:O	2.19	0.42
1:13:1272:G:C6	1:13:1273:G:C5	3.07	0.42
2:12:219:VAL:HG23	2:12:221:LEU:H	1.84	0.42
3:2E:123:GLN:NE2	3:2E:136:GLN:NE2	2.64	0.42
26:14:1142(A):A:C5	26:14:1144:G:C5	3.08	0.42
27:16:69:G:C5	27:16:70:C:C5	3.07	0.42
26:14:2822:G:P	30:29:110:GLY:HA3	2.60	0.42
52:M8:37:SER:OG	52:M8:42:PHE:HD1	1.94	0.42
53:N8:41:PRO:HG2	53:N8:44:THR:OG1	2.20	0.42
1:1G:1127:G:H22	1:1G:1144:G:H1	1.66	0.42

Continued on next page...

Continued from previous page...

Atom-1	Atom-2	Interatomic distance (Å)	Clash overlap (Å)
26:1H:72:U:H1'	50:K8:58:ALA:CB	2.50	0.42
26:14:2543:G:H21	26:14:2646:C:H5''	1.85	0.42
1:13:1452:C:H5''	1:13:1454:G:C8	2.54	0.42
4:3E:31:CYS:HA	58:3E:302:SF4:S3	2.60	0.42
5:42:143:ARG:HG3	8:72:77:GLU:OE2	2.19	0.42
19:AA:40:ILE:HA	19:AA:44:MET:SD	2.60	0.42
35:58:127:ASP:O	35:58:128:HIS:HB3	2.19	0.42
46:C5:14:LEU:HD23	46:C5:15:VAL:N	2.34	0.42
1:13:745:C:H5''	1:13:851:G:H1'	2.01	0.42
1:13:648:A:N1	1:13:649:G:C5	2.88	0.42
46:G8:49:VAL:HG11	46:G8:61:ILE:HD13	2.01	0.42
24:3L:2:G:H8	24:3L:2:G:P	2.43	0.42
30:29:57:LYS:HD3	30:29:57:LYS:HA	1.81	0.42
29:19:242:ARG:N	29:19:242:ARG:HH11	2.14	0.42
26:1H:2019:A:C6	26:1H:2020:A:N7	2.88	0.42
26:1H:1171:G:C5	26:1H:1174:A:N6	2.88	0.42
3:2E:73:PRO:O	3:2E:77:ILE:HG13	2.19	0.42
26:14:270(H):C:H2'	26:14:270(I):G:H8	1.83	0.42
1:1G:861:G:H2'	1:1G:862:C:C6	2.54	0.42
1:1G:861:G:O2'	1:1G:862:C:H5'	2.20	0.42
22:1L:57:G:H2'	22:1L:58:A:H5'	2.02	0.42
1:1G:1048:G:O4'	1:1G:1215:G:H4'	2.19	0.42
1:13:407:G:O2'	4:3E:116:GLN:HG3	2.19	0.42
32:41:139:LEU:HA	32:41:144:ILE:HG21	2.02	0.42
53:J5:45:VAL:HG12	53:J5:56:LYS:HD2	2.01	0.42
2:1E:92:TYR:CE2	2:1E:151:GLY:HA3	2.54	0.42
26:14:1410:G:N2	26:14:1593:G:C4	2.88	0.42
26:14:2453:A:O2'	26:14:2572:A:H1'	2.20	0.42
21:1B:6:ARG:HG3	21:1B:6:ARG:H	1.70	0.42
26:14:1790:C:H2'	26:14:1791:A:C5	2.54	0.42
1:13:843:U:H2'	1:13:843:U:O2	2.20	0.42
26:1H:531:C:C5	26:1H:2035:G:C2	3.07	0.42
23:2K:1:C:C2	23:2K:2:G:C8	3.08	0.42
26:1H:1188:U:C5'	43:D8:79:VAL:HG22	2.50	0.42
25:4K:20:A:C2'	25:4K:21:A:H5'	2.50	0.42
26:1H:2364:C:H4'	48:I8:56:ASP:OD1	2.19	0.42
26:1H:1181:C:O2'	26:1H:1182:A:H5'	2.20	0.42
26:14:1073:A:C5	26:14:1074:G:H8	2.37	0.42
17:8A:59:ILE:CG2	17:8A:71:PHE:HB3	2.49	0.42
26:1H:1952:A:C2	36:68:22:ILE:HG23	2.53	0.42
26:14:483:A:H3'	26:14:484:C:H6	1.85	0.42

Continued on next page...

Continued from previous page...

Atom-1	Atom-2	Interatomic distance (Å)	Clash overlap (Å)
49:J8:4:VAL:HG23	49:J8:10:LYS:O	2.18	0.42
41:75:129:ARG:HA	41:75:132:LYS:HE3	2.02	0.42
1:13:1364:U:O2'	1:13:1365:G:H5'	2.19	0.42
1:13:883:C:C2'	1:13:884:U:H5'	2.50	0.42
11:2I:85:ARG:HG2	11:2I:112:THR:H	1.85	0.42
26:1H:347:A:H2'	26:1H:348:G:C8	2.54	0.42
8:72:20:TYR:HA	8:72:65:TYR:CZ	2.55	0.42
1:13:294:U:O4	1:13:295:C:N4	2.53	0.42
26:14:1993:U:H4'	30:29:128:SER:HB3	2.02	0.42
47:H8:109:ALA:HB3	47:H8:142:SER:O	2.19	0.42
5:42:53:LEU:O	5:42:57:LYS:HB2	2.19	0.42
26:1H:1753:G:H2'	26:1H:1755:A:OP2	2.20	0.42
1:1G:1516:G:H2'	1:1G:1518:A:OP2	2.20	0.42
1:1G:608:A:H2'	1:1G:609:A:O4'	2.19	0.42
55:M5:7:HIS:O	55:M5:7:HIS:ND1	2.52	0.42
8:7E:2:LEU:HD23	8:7E:2:LEU:HA	1.85	0.42
4:3E:192:GLU:OE1	4:3E:192:GLU:N	2.51	0.42
1:1G:335:C:O2	1:1G:1433:A:H2	2.02	0.42
26:14:2629:A:OP2	26:14:2629:A:H3'	2.20	0.42
26:14:2563:U:H2'	26:14:2565:A:OP2	2.20	0.42
3:2E:18:TRP:CZ2	14:5I:55:GLY:HA2	2.54	0.42
44:E8:4:LYS:NZ	44:E8:6:ILE:HD11	2.34	0.42
37:78:30:THR:CG2	37:78:35:HIS:H	2.32	0.42
26:1H:251:A:C5	26:1H:252:G:H1'	2.55	0.42
52:M8:34:GLU:HG2	52:M8:35:VAL:HG22	2.01	0.42
26:1H:780:G:O5'	26:1H:780:G:H8	2.03	0.42
26:14:2415:G:C6	26:14:2416:C:C4	3.08	0.42
1:13:266:G:O2'	17:8I:67:LYS:HD3	2.20	0.42
8:72:29:SER:H	8:72:32:LYS:HB2	1.85	0.42
26:1H:1993:U:H4'	30:21:128:SER:HB3	2.02	0.42
1:13:1028(B):C:C4	1:13:1032(B):G:C6	3.07	0.42
4:32:162:LEU:HA	4:32:165:MET:HB3	2.00	0.42
1:1G:1143:G:H2'	1:1G:1144:G:H8	1.77	0.42
26:14:2162:G:H4'	26:14:2173:A:OP2	2.20	0.42
26:1H:2159:G:H2'	26:1H:2160:G:O4'	2.20	0.42
26:14:1870:C:H5''	26:14:1871:A:OP2	2.20	0.42
19:AA:37:ARG:O	19:AA:70:LYS:HE3	2.19	0.42
1:1G:1021:G:H2'	1:1G:1022:G:H8	1.84	0.42
1:1G:1037:C:C2	1:1G:1038:C:C5	3.08	0.42
4:32:133:VAL:HG11	4:32:138:TYR:CD2	2.55	0.42
24:3K:3:G:O5'	24:3K:3:G:H8	2.03	0.42

Continued on next page...

Continued from previous page...

Atom-1	Atom-2	Interatomic distance (Å)	Clash overlap (Å)
49:F5:91:LYS:HZ3	49:F5:95:LEU:HD22	1.85	0.42
26:14:1729:A:N3	26:14:1730:U:H5	2.18	0.42
1:13:1392:G:O2'	1:13:1393:U:H5'	2.18	0.42
26:14:2687:U:C4	26:14:2688:U:C5	3.08	0.42
42:C8:101:ARG:O	42:C8:103:PRO:HD3	2.20	0.42
26:14:2171:A:N7	26:14:2172:U:C6	2.87	0.42
5:42:105:VAL:CG2	5:42:128:PRO:HB3	2.48	0.42
26:14:28:A:C2	26:14:513:A:C8	3.06	0.42
40:A8:27:SER:HA	40:A8:88:ASP:CB	2.46	0.42
35:15:47:ALA:CB	35:15:112:LEU:HD21	2.48	0.42
30:29:49:LEU:HD22	30:29:91:VAL:HG21	2.02	0.42
26:14:1166:C:H1'	26:14:1184:G:N2	2.34	0.42
29:19:85:ASP:OD2	29:19:88:ARG:NH1	2.43	0.42
26:1H:1432:C:H2'	26:1H:1433:U:O4'	2.19	0.42
26:14:2352:A:C2	48:E5:33:ALA:O	2.73	0.42
26:1H:1176:G:H2'	26:1H:1177:A:N3	2.35	0.42
26:14:2331:G:H4'	48:E5:43:THR:H	1.85	0.42
26:14:907:U:O2'	38:45:101:ARG:NH2	2.47	0.42
2:1E:185:ILE:HA	2:1E:199:TYR:O	2.19	0.42
26:1H:2023:G:H5'	26:1H:2617:C:H4'	2.02	0.42
26:14:2419:U:H2'	26:14:2420:C:C6	2.55	0.42
26:1H:2680:C:O2'	26:1H:2681:C:H5'	2.20	0.42
1:1G:449:C:H2'	1:1G:450:G:O4'	2.20	0.42
2:12:98:LEU:O	2:12:101:MET:HG2	2.19	0.42
4:32:145:GLU:OE1	4:32:182:LYS:HD2	2.20	0.42
26:14:1049:C:N3	26:14:2751:G:N1	2.54	0.42
26:1H:2531:A:H2	26:1H:2658:C:O2	2.03	0.42
26:1H:1956:U:H2'	26:1H:1957:C:H5'	2.02	0.42
26:1H:2452:C:N4	26:1H:2453:A:N6	2.67	0.42
17:8A:59:ILE:HG22	17:8A:71:PHE:CD2	2.54	0.42
31:31:164:ARG:HH11	31:31:164:ARG:HG2	1.83	0.42
6:52:82:ARG:HB2	6:52:85:VAL:HG23	2.02	0.42
1:13:1133:G:H2'	1:13:1134:G:H8	1.83	0.42
1:13:947:G:H2'	1:13:948:C:C6	2.55	0.42
26:1H:610:C:H2'	26:1H:611:C:H6	1.85	0.42
1:13:993:G:H2'	1:13:993:G:N3	2.35	0.42
20:BI:55:ILE:HA	20:BI:55:ILE:HD13	1.93	0.42
13:4I:87:TYR:O	13:4I:90:LEU:N	2.52	0.42
1:13:554:C:H2'	1:13:555:C:H6	1.83	0.42
39:98:55:ALA:HB1	39:98:80:PHE:HA	2.00	0.42
25:4L:19:U:C2	25:4L:20:A:C8	3.07	0.42

Continued on next page...

Continued from previous page...

Atom-1	Atom-2	Interatomic distance (Å)	Clash overlap (Å)
1:1G:634:C:H2'	1:1G:635:G:H8	1.85	0.42
27:16:20:C:H2'	27:16:21:G:O4'	2.20	0.42
26:14:1834:U:H4'	26:14:1969:A:C6	2.54	0.42
26:1H:1824:G:N3	29:11:254:THR:OG1	2.53	0.42
9:8E:18:PHE:O	9:8E:61:ALA:HA	2.20	0.42
3:2E:113:ALA:HB3	3:2E:114:PRO:HD3	2.02	0.42
26:14:776:G:H4'	26:14:777:A:O5'	2.19	0.42
35:15:73:THR:HG22	35:15:84:LYS:HB3	2.01	0.42
26:14:600:G:H2'	26:14:601:C:C6	2.54	0.42
20:BA:62:LEU:HA	20:BA:62:LEU:HD23	1.83	0.42
36:68:117:LEU:HD23	36:68:117:LEU:HA	1.73	0.42
26:14:974(A):C:H2'	26:14:974(A):C:O2	2.20	0.42
28:71:5:LYS:HA	28:71:8:ARG:HB3	2.02	0.42
26:14:1808:U:H5''	26:14:1809:A:OP2	2.20	0.42
1:13:1466:C:H2'	1:13:1467:G:O4'	2.20	0.42
1:13:375:U:H5''	16:7I:6:LEU:HD12	2.02	0.42
26:14:1542:G:O5'	26:14:1543:A:H5''	2.20	0.42
30:21:116:VAL:HG22	30:21:122:PHE:CD1	2.54	0.42
9:82:118:LYS:HB3	9:82:121:ARG:HB3	2.02	0.42
26:14:1142(A):A:C8	26:14:1144:G:N7	2.88	0.42
22:1K:68:G:H2'	22:1K:69:A:N7	2.35	0.42
26:14:1109:C:H5''	26:14:1110:G:OP2	2.20	0.42
2:1E:214:ILE:H	2:1E:214:ILE:HG13	1.50	0.42
27:16:11:C:OP2	27:16:12:C:N4	2.40	0.42
22:1L:22:G:H2'	22:1L:23:A:H8	1.85	0.42
1:1G:1004:A:N1	1:1G:1006:C:C2	2.88	0.42
1:1G:1026:G:H2'	1:1G:1027:C:H5'	2.02	0.42
4:32:133:VAL:HG11	4:32:138:TYR:HD2	1.84	0.42
26:14:1329:U:H5''	26:14:1330:C:C5	2.51	0.42
1:13:539:A:H2'	1:13:540:G:C8	2.54	0.42
17:8A:41:LYS:HZ1	17:8A:92:ARG:HH21	1.67	0.42
30:21:84:PHE:CZ	30:21:91:VAL:HG11	2.55	0.42
37:78:59:LEU:HB2	55:Q8:58:ILE:HD12	2.01	0.42
27:16:89(A):A:N7	27:16:90:C:H1'	2.35	0.42
13:4A:29:ARG:HD3	13:4A:64:TRP:CH2	2.54	0.42
33:51:97:ARG:HG2	33:51:98:LEU:N	2.35	0.42
26:1H:2629:A:N6	26:1H:2895:U:C2	2.88	0.42
1:13:1149:C:H2'	1:13:1150:U:C6	2.55	0.42
28:79:46:LYS:HE2	28:79:210:ARG:HB3	2.01	0.42
26:1H:1179:C:H2'	26:1H:1180:C:C6	2.55	0.42
26:14:2210:G:H5'	26:14:2211:G:N1	2.35	0.42

Continued on next page...

Continued from previous page...

Atom-1	Atom-2	Interatomic distance (Å)	Clash overlap (Å)
39:98:10:LEU:O	39:98:11:ASN:C	2.58	0.42
34:69:76:THR:HG23	34:69:77:LEU:N	2.35	0.42
33:51:152:ARG:HA	33:51:152:ARG:HD3	1.86	0.42
26:1H:818:G:H5'	26:1H:839:U:OP1	2.19	0.42
26:1H:839:U:H2'	26:1H:840:C:C6	2.54	0.42
21:1F:6:ARG:NH1	21:1F:15:ARG:HE	2.18	0.42
26:14:671:C:OP1	37:35:42:SER:O	2.37	0.42
27:16:116:G:H2'	27:16:117:G:O4'	2.20	0.42
26:14:2766:G:H2'	26:14:2766:G:N3	2.35	0.42
26:1H:1221:C:H2'	26:1H:1222:C:C6	2.54	0.42
26:1H:2365:G:H4'	48:I8:60:PHE:CZ	2.54	0.42
26:1H:475:U:C4	26:1H:481:G:O6	2.72	0.42
26:14:1582:C:HO2'	26:14:1586:A:H8	1.66	0.42
30:29:1:MET:HG3	30:29:200:GLU:HB3	2.02	0.42
37:78:79:ARG:HB2	37:78:110:TYR:HD1	1.84	0.42
1:1G:1019:C:H2'	1:1G:1020:U:C6	2.55	0.42
26:1H:43:G:N2	26:1H:438:G:C4	2.88	0.42
30:29:64:LYS:C	30:29:66:HIS:H	2.23	0.42
26:14:1914:C:H2'	26:14:1915:U:O4'	2.19	0.42
13:4A:17:VAL:O	13:4A:20:THR:OG1	2.20	0.42
1:13:498:A:C4	1:13:546:G:N2	2.81	0.42
26:1H:2850:A:OP2	26:1H:2866:U:N3	2.43	0.42
8:7E:129:VAL:HG23	8:7E:130:GLY:H	1.83	0.42
26:14:2319:G:N2	26:14:2334:G:OP1	2.38	0.42
1:13:319:G:H2'	1:13:320:C:O4'	2.20	0.42
9:8E:4:TYR:CD1	9:8E:88:TYR:HB2	2.54	0.42
26:14:500:G:N2	26:14:502:A:H3'	2.34	0.42
5:4E:51:VAL:O	5:4E:55:VAL:HG23	2.19	0.42
50:G5:25:VAL:HA	50:G5:28:LYS:HB2	2.01	0.42
22:1L:19:G:H3'	22:1L:19:G:P	2.60	0.42
23:2L:11:A:H8	23:2L:11:A:O5'	2.02	0.42
5:4E:84:PHE:CZ	5:4E:133:TYR:HD2	2.38	0.42
1:1G:341:C:H2'	1:1G:342:C:C6	2.54	0.42
26:14:1899:G:N2	26:14:1902:C:C5	2.88	0.42
26:14:141:A:C8	26:14:1408:C:H1'	2.55	0.42
47:H8:77:ASP:CG	47:H8:80:ARG:HD2	2.40	0.42
32:41:112:PRO:HA	52:M8:37:SER:HB2	2.02	0.42
26:1H:2127:G:C5	26:1H:2162:G:C8	3.08	0.42
26:1H:1021:A:H61	26:1H:1142(A):A:N6	2.18	0.42
8:72:105:ARG:HA	8:72:105:ARG:HD3	1.67	0.42
5:4E:26:PHE:CD1	5:4E:26:PHE:N	2.88	0.42

Continued on next page...

Continued from previous page...

Atom-1	Atom-2	Interatomic distance (Å)	Clash overlap (Å)
26:14:848:G:C2	26:14:849:A:C5	3.08	0.42
1:1G:411:A:C6	1:1G:413:G:H1'	2.54	0.42
49:F5:91:LYS:NZ	49:F5:95:LEU:HD22	2.35	0.42
26:1H:996:A:H4'	42:C8:92:ARG:HE	1.85	0.42
42:85:90:VAL:CG2	43:95:39:LEU:HD22	2.50	0.42
1:1G:1158:C:N3	1:1G:1160:G:C8	2.87	0.42
40:65:74:ALA:O	40:65:78:LEU:HB2	2.20	0.42
27:1J:110:G:C5	27:1J:111:U:C5	3.08	0.42
26:1H:55:G:N2	26:1H:116:C:C2	2.88	0.42
8:72:103:VAL:HG11	8:72:109:ILE:O	2.20	0.42
1:1G:1068:G:N7	1:1G:1094:G:C8	2.88	0.42
26:1H:2124:G:O3'	28:71:174:PRO:HB3	2.20	0.42
13:4A:56:LEU:HD22	13:4A:60:VAL:HG23	2.01	0.42
26:1H:1413:G:C4	26:1H:1414:G:C8	3.08	0.42
31:31:64:ILE:HG23	31:31:64:ILE:HD12	1.65	0.42
26:14:1826:G:H4'	29:19:242:ARG:HH21	1.84	0.42
2:12:188:ALA:HB1	2:12:192:SER:CB	2.49	0.42
1:1G:192:U:C4'	20:BA:103:GLY:HA2	2.50	0.42
26:1H:587:C:P	37:78:21:ARG:HH22	2.42	0.42
2:12:31:TYR:O	2:12:32:ILE:HB	2.19	0.42
40:65:56:LEU:HD12	40:65:56:LEU:HA	1.84	0.42
34:69:101:LEU:HB2	34:69:105:HIS:HB2	2.02	0.42
26:1H:243:U:OP1	55:Q8:6:THR:OG1	2.27	0.42
26:14:2567:G:H2'	26:14:2568:C:H6	1.83	0.42
20:BA:83:ARG:O	20:BA:87:LYS:HG3	2.20	0.42
1:1G:197:A:H8	1:1G:198:G:C8	2.38	0.42
26:1H:2699:C:H2'	26:1H:2700:C:O4'	2.19	0.42
14:5I:4:LYS:HA	14:5I:7:ILE:HG13	2.02	0.42
27:16:73:A:N3	27:16:73:A:H2'	2.34	0.42
36:68:70:LYS:HB2	36:68:70:LYS:HE3	1.75	0.42
26:1H:363(F):A:H4'	26:1H:364:C:H5'	2.02	0.42
1:13:821:G:C2	1:13:880:C:N3	2.88	0.42
26:14:1669:A:H2'	26:14:1670:C:H5'	2.01	0.42
27:1J:74:U:H2'	27:1J:75:G:O4'	2.20	0.42
26:1H:514:A:H1'	26:1H:581:C:O2'	2.19	0.42
47:H8:125:LEU:HG	47:H8:164:ALA:CB	2.50	0.42
14:5A:24:CYS:SG	14:5A:39:LEU:HA	2.60	0.42
15:6I:4:THR:OG1	15:6I:7:GLU:HG3	2.20	0.42
1:13:122:G:H4'	1:13:312:C:O2'	2.20	0.42
1:13:690:G:N2	11:2I:55:LYS:HE2	2.35	0.42
31:39:146:ALA:HB3	31:39:148:LEU:HG	2.01	0.42

Continued on next page...

Continued from previous page...

Atom-1	Atom-2	Interatomic distance (Å)	Clash overlap (Å)
3:2E:15:THR:CG2	3:2E:181:ASN:HA	2.50	0.42
44:E8:74:ALA:HA	44:E8:104:THR:O	2.20	0.42
15:6A:43:LEU:HD11	15:6A:53:HIS:HA	2.01	0.42
24:3L:76:A:C8	26:14:2394:C:N4	2.87	0.42
1:13:27:G:C6	1:13:28:G:C5	3.07	0.42
26:14:2262:U:O2'	26:14:2263:C:H5'	2.20	0.42
24:3L:9:A:O2'	24:3L:10:G:N7	2.41	0.42
55:Q8:65:GLU:N	55:Q8:65:GLU:OE1	2.53	0.42
5:42:63:ARG:HH11	5:42:63:ARG:HG2	1.84	0.42
26:1H:1580:A:OP2	26:1H:1580:A:H8	2.03	0.42
38:88:59:ARG:C	38:88:61:GLY:H	2.23	0.42
1:13:1464:G:H2'	1:13:1465:C:H6	1.84	0.42
1:13:191:G:C2	1:13:192:U:C2	3.08	0.42
37:78:98:GLU:O	37:78:101:VAL:HG22	2.20	0.41
46:C5:46:LYS:HD2	46:C5:61:ILE:H	1.85	0.41
1:1G:1291:G:C6	1:1G:1292:U:O4	2.72	0.41
1:1G:1368:G:H4'	10:1A:46:ARG:NH2	2.27	0.41
28:71:177:LYS:HD2	28:71:178:ALA:H	1.84	0.41
27:16:15:A:OP1	27:16:15:A:H4'	2.19	0.41
37:35:11:GLY:O	37:35:12:ALA:HB3	2.20	0.41
26:1H:1550:C:C6	26:1H:1551:C:H5	2.38	0.41
26:1H:2634:G:H2'	26:1H:2635:C:O4'	2.20	0.41
47:D5:128:VAL:HG22	47:D5:129:SER:H	1.85	0.41
26:1H:1639:U:OP1	60:1H:3563:HOH:O	2.22	0.41
26:1H:1111:A:N3	26:1H:1112:G:H1'	2.35	0.41
47:D5:69:THR:HA	47:D5:89:PHE:O	2.20	0.41
5:42:78:HIS:HA	8:72:105:ARG:HG3	2.02	0.41
1:1G:1274:G:H2'	1:1G:1275:A:H8	1.85	0.41
26:1H:1328:G:H2'	26:1H:1330:C:C4	2.55	0.41
1:1G:1036:G:H3'	1:1G:1037:C:O4'	2.20	0.41
26:14:289:A:H3'	26:14:290:G:H8	1.85	0.41
26:14:1000:A:H62	26:14:1154:G:H2'	1.84	0.41
1:13:1124:G:C2	1:13:1127:G:N2	2.88	0.41
1:13:1126:U:H2'	1:13:1127:G:C8	2.55	0.41
2:12:71:VAL:HG21	2:12:164:VAL:HA	2.02	0.41
46:C5:87:LYS:HB3	46:C5:94:LYS:HA	2.01	0.41
4:32:104:VAL:O	4:32:108:LEU:HB3	2.20	0.41
49:F5:87:PRO:O	49:F5:88:LYS:C	2.57	0.41
30:29:180:ASN:HD22	30:29:180:ASN:N	2.17	0.41
42:85:91:ASP:C	42:85:93:LYS:H	2.24	0.41
32:41:6:ALA:HB3	32:41:104:GLU:OE2	2.20	0.41

Continued on next page...

Continued from previous page...

Atom-1	Atom-2	Interatomic distance (Å)	Clash overlap (Å)
26:14:307:G:N2	26:14:309:G:H3'	2.35	0.41
26:14:2875:C:O2'	41:75:5:ALA:HB3	2.20	0.41
41:75:8:LYS:CA	41:75:8:LYS:HE3	2.50	0.41
2:1E:223:ILE:H	2:1E:223:ILE:HG12	1.68	0.41
1:13:1004:A:H8	1:13:1036:G:H22	1.67	0.41
32:49:130:ASN:ND2	32:49:161:THR:H	2.17	0.41
3:2E:177:THR:O	3:2E:180:ALA:HB2	2.20	0.41
1:13:1238:A:N6	1:13:1301:U:H3	2.13	0.41
31:39:128:ALA:O	31:39:129:PHE:C	2.58	0.41
13:4A:53:VAL:O	13:4A:56:LEU:N	2.53	0.41
33:51:98:LEU:HD13	33:51:125:VAL:HG23	2.02	0.41
26:1H:278:A:H3'	26:1H:279:C:C6	2.55	0.41
1:1G:1360:A:OP1	1:1G:1360:A:H8	2.03	0.41
26:1H:2171:A:O2'	26:1H:2172:U:O4'	2.25	0.41
26:14:1291:C:H2'	26:14:1292:U:C6	2.54	0.41
1:1G:1121:U:H2'	1:1G:1122:U:C6	2.55	0.41
26:14:2506:U:H4'	26:14:2507:C:OP1	2.18	0.41
26:1H:2122:U:O2'	28:71:172:HIS:CE1	2.70	0.41
26:14:171:G:H2'	26:14:172:C:C6	2.55	0.41
7:62:15:ASP:OD1	7:62:20:ASP:N	2.53	0.41
26:1H:2855:C:H2'	26:1H:2856:C:C6	2.53	0.41
1:1G:587:G:N2	1:1G:755:G:C5	2.88	0.41
26:14:270(E):G:H2'	26:14:270(F):U:C6	2.54	0.41
26:14:2572:A:C5	30:29:144:ARG:NH1	2.85	0.41
11:2I:22:HIS:HB3	11:2I:29:ILE:CG2	2.50	0.41
26:14:176:G:O2'	26:14:177:G:H5'	2.20	0.41
26:1H:1788:C:H2'	26:1H:1789:A:O4'	2.20	0.41
32:49:173:LEU:HD22	32:49:178:PHE:CE2	2.55	0.41
26:14:443:A:H5''	26:14:444:C:OP1	2.20	0.41
26:1H:2780:G:OP2	35:58:118:LYS:HD3	2.20	0.41
26:14:17:G:H4'	42:85:25:TRP:CZ3	2.54	0.41
33:51:137:ASP:HB3	33:51:140:LYS:HB3	2.01	0.41
1:13:437:U:O4	1:13:438:G:C6	2.72	0.41
1:13:998(A):C:O2'	1:13:999:U:H5'	2.20	0.41
26:14:1551:C:C4	26:14:1552:G:C5	3.08	0.41
47:D5:29:TYR:HA	47:D5:34:ASN:HA	2.01	0.41
26:14:1436:G:O2'	26:14:1477:A:H4'	2.19	0.41
43:95:48:GLY:N	43:95:52:VAL:HG23	2.35	0.41
26:14:1895:C:C2	26:14:1896:G:C8	3.08	0.41
1:13:1262:C:O5'	1:13:1262:C:H6	2.03	0.41
26:14:1804:C:H6	26:14:1804:C:O5'	2.02	0.41

Continued on next page...

Continued from previous page...

Atom-1	Atom-2	Interatomic distance (Å)	Clash overlap (Å)
26:1H:1869:G:H5''	26:1H:1869:G:H8	1.85	0.41
26:1H:2820:A:O5'	39:98:4:LEU:HD23	2.20	0.41
37:78:49:ARG:NH1	37:78:50:ARG:HH21	2.17	0.41
26:1H:1371:G:H2'	26:1H:1372:U:H5	1.85	0.41
13:4A:14:ARG:HB3	13:4A:16:ASP:OD1	2.20	0.41
1:1G:1355:G:C6	1:1G:1368:G:C6	3.09	0.41
46:G8:97:ARG:O	46:G8:101:LYS:HA	2.20	0.41
24:3L:25:C:H2'	24:3L:26:A:O4'	2.20	0.41
1:1G:1224:G:N2	1:1G:1322:C:H4'	2.35	0.41
26:14:1532:C:N3	26:14:1539:G:N2	2.53	0.41
30:29:31:CYS:O	30:29:90:THR:HA	2.19	0.41
1:1G:591:U:OP2	8:72:30:ARG:HD3	2.19	0.41
5:42:76:ILE:HG12	5:42:118:ILE:CD1	2.50	0.41
2:1E:184:VAL:HG23	2:1E:198:ASP:OD2	2.20	0.41
49:F5:7:ILE:HD13	49:F5:91:LYS:HZ1	1.84	0.41
41:75:8:LYS:HA	41:75:8:LYS:HE3	2.02	0.41
1:1G:626:U:H2'	1:1G:627:G:H8	1.85	0.41
26:14:628:G:H2'	26:14:629:G:C8	2.56	0.41
55:M5:28:GLY:O	55:M5:36:LYS:NZ	2.50	0.41
26:1H:2472:G:O6	26:1H:2475:C:H2'	2.20	0.41
26:14:1260:G:H2'	26:14:1261:C:C6	2.55	0.41
2:1E:69:LEU:HD23	2:1E:159:PRO:CG	2.47	0.41
33:51:40:GLU:C	33:51:41:MET:CE	2.89	0.41
26:14:572:A:H2'	26:14:573:G:O4'	2.20	0.41
17:8I:74:LEU:HD12	17:8I:75:ARG:HG2	2.02	0.41
30:29:55:ASN:HB2	30:29:58:ARG:NH2	2.34	0.41
1:13:1057:G:H2'	1:13:1058:G:O4'	2.20	0.41
26:14:1181:C:H2'	26:14:1182:A:H8	1.85	0.41
40:65:7:TYR:O	40:65:11:LYS:HB2	2.20	0.41
1:1G:1422:G:OP1	36:25:48:PRO:HA	2.20	0.41
28:71:175:VAL:HG23	28:71:176:GLY:N	2.34	0.41
1:1G:310:G:H5''	16:7A:31:LYS:HB3	2.01	0.41
1:1G:310:G:P	16:7A:27:LYS:HD3	2.60	0.41
26:14:677:A:H61	26:14:800:A:N6	2.18	0.41
26:14:1257:C:H2'	26:14:1258:C:C6	2.55	0.41
24:3L:51:A:N6	24:3L:63:U:C2	2.87	0.41
43:95:44:LYS:HB2	43:95:45:THR:OG1	2.20	0.41
26:1H:1851:U:H2'	26:1H:1852:C:O4'	2.20	0.41
26:1H:2356:C:O3'	48:I8:20:ARG:HD3	2.20	0.41
26:14:709:U:H2'	26:14:710:G:C8	2.55	0.41
26:1H:2131:G:C5'	26:1H:2132:U:H5''	2.50	0.41

Continued on next page...

Continued from previous page...

Atom-1	Atom-2	Interatomic distance (Å)	Clash overlap (Å)
44:A5:12:ILE:HD12	44:A5:42:ARG:HD3	2.03	0.41
44:E8:17:VAL:HG13	44:E8:76:VAL:HG11	2.01	0.41
27:1J:28:C:H2'	27:1J:29:A:C8	2.54	0.41
13:4I:67:GLU:O	13:4I:71:ARG:HB2	2.20	0.41
27:1J:23:G:C2	27:1J:24:G:O6	2.72	0.41
32:49:107:LEU:HA	32:49:107:LEU:HD23	1.89	0.41
30:29:182:LEU:C	30:29:183:LEU:HD12	2.41	0.41
26:14:1055:G:C2	26:14:1085:A:H1'	2.55	0.41
26:14:465:G:H5''	54:L5:44:PRO:HG3	2.03	0.41
35:58:40:PRO:O	42:C8:64:ARG:HG2	2.19	0.41
1:1G:191(F):U:H2'	1:1G:191:G:H8	1.86	0.41
1:13:1273:G:H3'	1:13:1274:G:H8	1.85	0.41
13:4A:20:THR:HG22	13:4A:26:GLY:C	2.41	0.41
35:58:5:VAL:HA	35:58:6:PRO:HD3	1.94	0.41
26:1H:644:A:H4'	26:1H:645:C:C5	2.55	0.41
3:22:129:ALA:HB3	3:22:132:ARG:HB3	2.02	0.41
26:14:2242:G:H2'	26:14:2243:U:O4'	2.20	0.41
1:13:1135:U:H4'	1:13:1136:U:N3	2.35	0.41
26:1H:293:U:H5''	26:1H:294:A:OP2	2.20	0.41
26:1H:1798:U:H5'	29:11:259:THR:OG1	2.20	0.41
26:14:1297:C:OP1	26:14:2710:C:H4'	2.20	0.41
29:11:264:LYS:HE2	29:11:266:SER:HB3	2.02	0.41
26:1H:597:U:H2'	26:1H:598:G:H5'	2.01	0.41
1:1G:332:G:C2	1:1G:333:G:C8	3.08	0.41
42:85:17:ILE:HG23	42:85:17:ILE:HD12	1.71	0.41
39:98:44:LEU:O	39:98:47:PHE:N	2.45	0.41
26:14:1441:G:H2'	26:14:1442:G:H8	1.85	0.41
52:M8:13:ARG:NH2	52:M8:22:ILE:HD12	2.36	0.41
1:1G:1285:A:H4'	1:1G:1286:A:O5'	2.20	0.41
1:1G:1248:A:H2'	9:82:70:LYS:HZ3	1.84	0.41
27:16:109:G:C6	27:16:110:G:C5	3.08	0.41
1:1G:147:G:N2	1:1G:148:G:C4	2.88	0.41
1:1G:1203:C:H2'	1:1G:1204:A:C8	2.55	0.41
32:41:73:ALA:HA	32:41:88:ILE:HD11	2.01	0.41
1:13:130:A:C8	17:8I:63:ARG:HB2	2.55	0.41
1:1G:362:G:O2'	1:1G:364:A:N7	2.49	0.41
1:1G:1256:A:H3'	3:22:27:LYS:NZ	2.35	0.41
4:3E:196:LEU:HB3	4:3E:198:VAL:HG23	2.02	0.41
19:AA:11:VAL:HG13	19:AA:39:THR:CB	2.51	0.41
19:AA:38:SER:O	19:AA:70:LYS:HG3	2.20	0.41
15:6I:78:TYR:O	15:6I:81:LEU:N	2.54	0.41

Continued on next page...

Continued from previous page...

Atom-1	Atom-2	Interatomic distance (Å)	Clash overlap (Å)
46:G8:63:LYS:HZ3	46:G8:64:GLU:HG3	1.86	0.41
1:13:668:G:C6	1:13:669:U:C5	3.09	0.41
1:1G:186(E):C:C2	1:1G:191(C):G:N2	2.87	0.41
26:14:468:G:H2'	26:14:469:G:O4'	2.20	0.41
26:1H:2147:G:O5'	26:1H:2147:G:H8	2.03	0.41
1:1G:1067:A:H4'	1:1G:1068:G:O5'	2.20	0.41
1:13:456:C:N3	1:13:476:G:N2	2.40	0.41
26:14:621:A:H3'	26:14:622:G:H8	1.85	0.41
26:1H:1493:C:C4	26:1H:2210:G:C8	3.08	0.41
1:1G:861:G:N2	1:1G:872:A:H2	2.18	0.41
2:1E:185:ILE:HG22	2:1E:199:TYR:O	2.21	0.41
29:19:46:GLN:H	29:19:46:GLN:HG3	1.55	0.41
1:13:344:A:H5''	1:13:345:C:C6	2.55	0.41
23:2L:17:C:OP1	23:2L:62:C:H5'	2.20	0.41
1:13:1491:G:N7	57:13:1730:PAR:O53	2.48	0.41
26:1H:588:U:H1'	31:31:90:PHE:CG	2.55	0.41
26:1H:1705:G:C6	26:1H:1706:U:N3	2.88	0.41
1:1G:607:A:C2	16:7A:31:LYS:HB2	2.55	0.41
7:6E:80:VAL:HB	7:6E:85:TYR:CE1	2.54	0.41
26:14:1013:C:N3	26:14:1149:G:N2	2.57	0.41
26:1H:593:G:C6	26:1H:594:U:C4	3.08	0.41
26:14:910:A:C5	38:45:13:GLN:HG3	2.55	0.41
26:1H:125:G:C6	54:P8:10:ARG:HG3	2.55	0.41
26:1H:1638:C:H4'	26:1H:2710:C:O2	2.20	0.41
26:1H:571:A:H5'	26:1H:2030:A:N7	2.35	0.41
27:16:71:C:C2	27:16:72:G:C8	3.08	0.41
26:14:1788:C:C2	26:14:1789:A:C8	3.08	0.41
7:62:99:LEU:HD22	7:62:103:TRP:NE1	2.35	0.41
1:13:429:U:H4'	1:13:430:A:OP1	2.19	0.41
36:25:71:ARG:HB2	36:25:73:ASP:OD1	2.20	0.41
26:1H:2273:A:H2'	26:1H:2274:A:C8	2.55	0.41
26:1H:1789:A:OP1	29:11:221:VAL:HA	2.20	0.41
28:71:46:LYS:HB3	28:71:210:ARG:HB2	2.03	0.41
26:14:520:G:H2'	26:14:521:G:C8	2.55	0.41
4:32:148:VAL:HG12	4:32:152:SER:OG	2.21	0.41
26:1H:775:G:C5	26:1H:794:G:C8	3.08	0.41
47:H8:99:TYR:CE1	47:H8:125:LEU:HB2	2.54	0.41
29:11:228:PRO:HG3	29:11:234:GLY:O	2.19	0.41
16:7I:38:TYR:CZ	16:7I:50:LYS:HB3	2.55	0.41
1:1G:1086:U:H3	1:1G:1099:G:H22	1.68	0.41
26:1H:1270:C:H5''	26:1H:1271:G:O5'	2.20	0.41

Continued on next page...

Continued from previous page...

Atom-1	Atom-2	Interatomic distance (Å)	Clash overlap (Å)
24:3L:76:A:H8	26:14:2394:C:N4	2.18	0.41
3:22:195:VAL:O	3:22:196:LEU:HD22	2.20	0.41
1:1G:272:C:H2'	1:1G:273:A:H8	1.84	0.41
26:14:1474:C:H2'	26:14:1475:G:C8	2.56	0.41
26:14:616:A:C5	31:39:180:GLY:HA3	2.56	0.41
26:1H:463:G:N2	26:1H:466:A:OP2	2.43	0.41
26:1H:922:U:H2'	26:1H:923:C:C6	2.55	0.41
12:3I:111:LYS:HA	12:3I:111:LYS:HD2	1.82	0.41
26:14:4:C:O2	26:14:4:C:H2'	2.20	0.41
26:1H:2259:G:C2	26:1H:2282:G:N1	2.88	0.41
34:69:97:ILE:O	34:69:100:ALA:HB3	2.21	0.41
47:H8:132:ASN:CG	47:H8:160:GLY:HA3	2.40	0.41
37:78:35:HIS:O	37:78:36:LYS:C	2.58	0.41
29:11:24:ILE:HG23	29:11:83:GLU:HA	2.02	0.41
1:13:1367:C:H4'	10:1I:48:THR:HG21	2.01	0.41
2:12:42:ILE:HG22	2:12:43:ASP:O	2.20	0.41
10:1I:55:LYS:O	10:1I:56:HIS:CD2	2.74	0.41
26:1H:1545(A):A:N7	26:1H:1546:C:C2	2.88	0.41
31:39:53:THR:HG22	31:39:56:GLU:CG	2.39	0.41
47:H8:28:MET:HB2	47:H8:28:MET:HE2	1.75	0.41
22:1K:67:C:H5''	22:1K:68:G:OP1	2.20	0.41
29:19:272:ALA:HB1	29:19:273:ARG:H	1.52	0.41
1:1G:1128:C:H2'	1:1G:1128:C:O2	2.19	0.41
26:14:2162:G:H8	26:14:2164:C:H41	1.66	0.41
26:14:2141:G:C6	26:14:2151:G:C6	3.09	0.41
27:1J:81:G:C6	27:1J:82:G:C5	3.09	0.41
26:1H:1349:A:N6	26:1H:1598:C:N4	2.68	0.41
46:C5:81:LYS:HD2	46:C5:99:CYS:SG	2.61	0.41
26:1H:1324:G:N2	26:1H:1331:A:C4	2.89	0.41
26:14:289:A:C2'	26:14:290:G:H5'	2.50	0.41
1:1G:1177:G:O2'	1:1G:1178:G:C8	2.69	0.41
32:41:91:ARG:C	32:41:91:ARG:HD2	2.40	0.41
40:65:110:LEU:HD13	40:65:112:PHE:CZ	2.56	0.41
26:1H:2118:U:H6	26:1H:2118:U:O5'	2.04	0.41
26:1H:2147:G:H3'	26:1H:2148:G:C8	2.53	0.41
26:14:2148:G:H2'	26:14:2149:G:H8	1.84	0.41
8:72:51:VAL:HG11	8:72:60:ARG:HH21	1.85	0.41
40:A8:88:ASP:C	40:A8:90:GLY:H	2.23	0.41
50:K8:17:SER:HB3	50:K8:67:LYS:HE3	2.03	0.41
33:51:97:ARG:HB3	33:51:97:ARG:HE	1.77	0.41
13:4A:31:LYS:O	13:4A:34:LEU:HG	2.20	0.41

Continued on next page...

Continued from previous page...

Atom-1	Atom-2	Interatomic distance (Å)	Clash overlap (Å)
29:19:49:ILE:HD13	29:19:49:ILE:HG21	1.72	0.41
4:3E:49:ARG:NH2	60:3E:401:HOH:O	2.53	0.41
1:1G:426:G:OP1	4:32:38:TYR:OH	2.22	0.41
26:1H:654(O):G:C8	26:1H:654(P):G:H1'	2.52	0.41
23:2L:54:G:H2'	23:2L:55:5MU:C6	2.52	0.41
34:61:131:LYS:HA	34:61:131:LYS:HD3	1.95	0.41
4:3E:111:ALA:HB2	4:3E:120:LEU:HD11	2.02	0.41
26:1H:1465:G:C4	26:1H:1466:G:C8	3.08	0.41
8:7E:13:ILE:O	8:7E:17:THR:HG23	2.21	0.41
1:13:983:A:H1'	1:13:1049:U:O2	2.20	0.41
26:1H:314:A:C2'	26:1H:315:G:H5'	2.51	0.41
4:32:172:PRO:HB2	4:32:187:ARG:HH22	1.85	0.41
1:13:592:G:O2'	1:13:593:G:H5'	2.21	0.41
1:1G:243:A:H62	1:1G:281:G:H1'	1.86	0.41
24:3L:63:U:H2'	24:3L:64:G:C8	2.55	0.41
34:61:33:ARG:O	34:61:35:LEU:HD12	2.20	0.41
26:14:2290:G:C2	26:14:2343:C:O2	2.72	0.41
1:1G:585:G:H4'	12:3A:8:ASN:OD1	2.21	0.41
1:1G:446:G:H2'	1:1G:447:G:O4'	2.20	0.41
26:1H:17:G:H2'	26:1H:18:C:C6	2.55	0.41
26:1H:582:G:H2'	26:1H:583:G:H8	1.85	0.41
16:7I:19:ILE:HB	16:7I:36:ILE:HG13	2.02	0.41
26:14:226:G:H21	26:14:228:A:H62	1.68	0.41
26:14:541:C:H2'	26:14:542:C:C6	2.56	0.41
1:1G:949:A:C2	1:1G:1233:G:N3	2.88	0.41
30:29:111:ARG:HD3	30:29:160:TYR:CD2	2.56	0.41
26:1H:2663:G:H3'	26:1H:2664:G:H8	1.85	0.41
26:1H:1183:G:OP2	26:1H:1183:G:H8	2.03	0.41
34:69:128:LEU:O	34:69:138:ILE:HG22	2.21	0.41
26:1H:249:C:O2	55:Q8:12:LYS:NZ	2.41	0.41
26:1H:657:U:H2'	26:1H:658:C:H6	1.86	0.41
46:C5:40:GLU:N	46:C5:40:GLU:OE2	2.54	0.41
1:13:706:A:N3	11:2I:31:THR:HG21	2.34	0.41
1:1G:802:A:H3'	1:1G:803:G:H8	1.85	0.41
31:31:110:LEU:HA	31:31:183:VAL:HG12	2.02	0.41
47:H8:56:VAL:HA	47:H8:70:LEU:HD23	2.03	0.41
19:AA:7:LYS:HB2	19:AA:7:LYS:HE2	1.89	0.41
30:29:64:LYS:HE3	30:29:64:LYS:HB3	1.89	0.41
26:1H:2259:G:C2	26:1H:2282:G:C6	3.09	0.41
26:1H:1351:C:H5''	60:1H:3790:HOH:O	2.19	0.41
3:22:73:PRO:HG3	3:22:105:GLU:HA	2.02	0.41

Continued on next page...

Continued from previous page...

Atom-1	Atom-2	Interatomic distance (Å)	Clash overlap (Å)
1:1G:123:C:H2'	1:1G:124:G:H8	1.86	0.41
1:1G:1404:C:H2'	1:1G:1405:G:C8	2.55	0.41
47:D5:19:ARG:NH1	47:D5:84:GLU:O	2.52	0.41
27:16:87:G:N2	27:16:89:G:H3'	2.34	0.41
35:58:48:MET:SD	35:58:48:MET:O	2.78	0.41
26:14:1802:A:N1	26:14:1822:G:H1'	2.36	0.41
12:3A:41:ARG:HD2	12:3A:41:ARG:HH11	1.76	0.41
1:1G:1295:G:O2'	13:4A:14:ARG:NH1	2.54	0.41
1:1G:1299:A:C6	1:1G:1301:U:C2	3.08	0.41
26:1H:2480:C:H5'	26:1H:2481:G:OP2	2.20	0.41
24:3L:26:A:H61	24:3L:45:G:H1	1.69	0.41
26:14:2822:G:O5'	26:14:2822:G:H8	2.04	0.41
19:AI:67:VAL:HG12	19:AI:68:GLY:N	2.35	0.41
19:AI:41:VAL:HG21	19:AI:67:VAL:HG13	2.03	0.41
1:1G:1442:G:HO2'	1:1G:1443:G:P	2.43	0.41
47:D5:96:VAL:HG12	47:D5:97:GLU:N	2.36	0.41
8:7E:20:TYR:CE2	8:7E:75:ARG:HD2	2.35	0.41
1:1G:1255:G:H3'	1:1G:1279:A:N6	2.35	0.41
26:1H:1019:U:H3	26:1H:1142(A):A:H62	1.66	0.41
26:1H:1019:U:OP1	26:1H:1035:U:O2'	2.29	0.41
26:14:1317:A:H2'	26:14:1318:C:H6	1.86	0.41
1:13:1176:A:N6	1:13:1177:G:C6	2.89	0.41
5:42:79:GLU:HB3	5:42:93:PRO:HD2	2.02	0.41
46:G8:27:VAL:HA	46:G8:39:VAL:HA	2.01	0.41
46:G8:39:VAL:HG12	46:G8:42:VAL:HG13	2.02	0.41
26:14:2789:C:N3	26:14:2894:G:N2	2.68	0.41
30:29:26:ILE:HG22	30:29:27:LEU:C	2.40	0.41
26:14:1731:G:N3	26:14:1731:G:O4'	2.52	0.41
36:68:35:VAL:HG11	36:68:103:ALA:CB	2.43	0.41
2:1E:222:ILE:H	2:1E:222:ILE:HG12	1.61	0.41
26:1H:1509:C:H2'	26:1H:1511:A:C8	2.55	0.41
26:1H:1477:A:C2	26:1H:1517:G:C2	3.08	0.41
20:BI:48:LYS:HE2	20:BI:51:GLU:HG3	2.03	0.41
47:H8:76:LEU:HD23	47:H8:76:LEU:H	1.85	0.41
37:78:62:LEU:HD23	37:78:62:LEU:HA	1.80	0.41
26:1H:2148:G:C2	26:1H:2149:G:C8	3.09	0.41
3:2E:11:ARG:HH21	3:2E:180:ALA:CB	2.34	0.41
28:71:10:LEU:HD23	28:71:13:LYS:HD3	2.01	0.41
8:7E:87:SER:HB3	8:7E:133:LEU:O	2.20	0.41
1:13:110:C:H3'	1:13:111:G:C8	2.55	0.41
31:31:64:ILE:HG22	31:31:65:TRP:CG	2.55	0.41

Continued on next page...

Continued from previous page...

Atom-1	Atom-2	Interatomic distance (Å)	Clash overlap (Å)
23:2K:48:U:HO2'	23:2K:49:C:P	2.42	0.41
26:14:814:C:N3	26:14:1194:A:C2	2.88	0.41
1:1G:407:G:H2'	1:1G:408:A:H8	1.82	0.41
9:8E:8:GLY:C	9:8E:9:ARG:HD2	2.41	0.41
26:1H:1127:A:H2'	26:1H:1128:A:H5''	2.02	0.41
26:1H:2688:U:OP1	26:1H:2713:A:N6	2.46	0.41
26:14:2758:A:H2'	26:14:2759:G:O4'	2.21	0.41
29:11:32:SER:HA	29:11:35:LYS:NZ	2.36	0.41
1:1G:223:U:H2'	1:1G:224:C:H6	1.85	0.41
36:25:47:ILE:HD13	36:25:47:ILE:HA	1.71	0.41
26:14:702:G:C2	26:14:731:C:C2	3.08	0.41
39:55:76:VAL:HA	39:55:79:LEU:HB3	2.02	0.41
36:25:7:TYR:HE1	36:25:20:MET:HE3	1.85	0.41
35:58:31:ALA:O	35:58:35:ARG:HG3	2.20	0.41
1:1G:66:G:C2	1:1G:67:C:C6	3.08	0.41
26:14:911:A:C5	38:45:9:TYR:CD2	3.09	0.41
30:21:35:GLN:HG3	30:21:36:ARG:H	1.86	0.41
26:14:753:C:O2'	26:14:754:C:H5'	2.21	0.41
9:82:28:VAL:HG22	9:82:63:ILE:O	2.21	0.41
49:J8:80:LEU:C	49:J8:81:LYS:HD2	2.40	0.41
26:1H:37:C:O2'	26:1H:38:A:H5'	2.20	0.41
11:2A:85:ARG:HA	11:2A:112:THR:OG1	2.20	0.41
26:14:151:C:O2'	26:14:152:G:H5'	2.21	0.41
26:1H:845:G:C8	26:1H:845:G:OP2	2.73	0.41
32:41:41:GLN:HG2	32:41:154:GLY:O	2.20	0.41
2:12:185:ILE:H	2:12:185:ILE:HG13	1.75	0.41
29:19:162:SER:HB3	29:19:195:ALA:HB1	2.03	0.41
1:1G:1317:C:H2'	1:1G:1318:A:H5'	2.01	0.41
26:1H:775:G:C4	26:1H:794:G:C8	3.09	0.41
26:1H:1830:C:C2'	26:1H:1831:G:H5'	2.51	0.41
3:2E:188:LEU:HD22	3:2E:188:LEU:HA	1.86	0.41
27:1J:72:G:O2'	27:1J:104:A:N6	2.53	0.41
1:1G:184:G:O2'	1:1G:185:A:H5'	2.20	0.41
26:14:2261:C:O2'	26:14:2262:U:H5'	2.20	0.41
32:41:170:ARG:HE	32:41:174:GLU:HG2	1.86	0.41
47:D5:16:SER:O	47:D5:20:ARG:HG3	2.20	0.41
26:14:1684:C:C2	26:14:1705:G:N2	2.89	0.41
27:16:22:U:H2'	27:16:23:G:C8	2.55	0.41
13:4I:117:VAL:HG13	13:4I:118:ALA:H	1.84	0.41
4:3E:153:ARG:HH11	4:3E:181:MET:HB2	1.85	0.41
1:1G:385:C:H2'	1:1G:386:C:C6	2.55	0.41

Continued on next page...

Continued from previous page...

Atom-1	Atom-2	Interatomic distance (Å)	Clash overlap (Å)
15:6A:41:GLU:O	15:6A:45:VAL:HG22	2.21	0.41
26:14:805:G:H4'	37:35:38:GLN:HB2	2.01	0.41
1:1G:117:G:H2'	1:1G:118:U:H6	1.86	0.41
26:14:298:G:OP1	46:C5:85:VAL:HA	2.19	0.41
22:1K:30:G:H5'	22:1K:31:A:OP2	2.20	0.41
46:C5:90:LEU:HA	46:C5:91:GLU:HA	1.83	0.41
30:21:108:SER:O	30:21:162:ALA:HA	2.21	0.41
1:1G:162:A:H8	1:1G:162:A:O5'	2.04	0.41
26:14:1735:C:H6	26:14:1735:C:O5'	2.02	0.41
26:1H:1601:G:C6	26:1H:1602:U:N3	2.89	0.41
26:1H:600:G:N2	26:1H:605:C:O3'	2.52	0.41
32:41:13:GLU:O	32:41:14:GLU:HG2	2.20	0.41
26:1H:1357:U:C4	26:1H:1358:G:C5	3.08	0.41
32:41:143:GLU:OE1	52:M8:26:SER:OG	2.37	0.41
53:J5:16:ARG:NH1	53:J5:17:ASP:OD1	2.43	0.41
26:14:1022:G:C5	26:14:1140:C:C4	3.08	0.41
4:32:9:CYS:SG	4:32:22:LYS:HE3	2.60	0.41
1:1G:457:C:H2'	1:1G:458:C:H6	1.86	0.41
46:G8:40:GLU:HA	46:G8:41:GLY:HA2	1.77	0.41
26:1H:270(J):G:N1	26:1H:270(P):C:N3	2.56	0.41
26:14:1677:A:H2'	26:14:1678:G:C8	2.55	0.41
1:1G:186(A):C:O2'	20:BA:89:ARG:NH2	2.53	0.41
26:1H:459:U:H5''	54:P8:40:TRP:CG	2.54	0.41
1:13:1003:G:H1	1:13:1037:C:N4	2.19	0.41
26:1H:1479:G:C4	26:1H:1480:G:C8	3.08	0.41
26:1H:1509:C:C2	26:1H:1511:A:C8	3.09	0.41
1:13:186(F):C:N3	1:13:191(B):G:C2	2.88	0.41
29:11:106:ILE:O	29:11:108:PRO:HD3	2.20	0.41
29:11:75:ILE:HG21	29:11:99:ASP:OD2	2.20	0.41
26:14:363(B):G:H2'	26:14:363(C):G:C8	2.55	0.41
26:1H:2801:A:OP2	26:1H:2895:U:O2'	2.33	0.41
1:1G:407:G:C2	1:1G:436:C:C2	3.09	0.41
26:1H:2152:G:O6	26:1H:2153:G:N1	2.53	0.41
38:45:46:GLN:NE2	38:45:126:PRO:HG3	2.35	0.41
26:14:2745:C:H1'	33:59:143:GLN:O	2.21	0.41
1:1G:632:A:H2'	1:1G:633:G:O4'	2.20	0.41
29:19:45:ASN:HB3	29:19:46:GLN:H	1.50	0.41
23:2L:53:G:H2'	23:2L:54:G:C8	2.56	0.41
1:1G:596:C:H2'	1:1G:597:G:C8	2.56	0.41
39:55:79:LEU:O	39:55:79:LEU:HD22	2.21	0.41
1:13:571:U:O2	1:13:918:A:H5'	2.21	0.41

Continued on next page...

Continued from previous page...

Atom-1	Atom-2	Interatomic distance (Å)	Clash overlap (Å)
11:2I:19:ALA:HA	11:2I:32:ILE:HA	2.03	0.41
11:2I:32:ILE:HD11	11:2I:68:ALA:HB1	2.02	0.41
1:1G:348:G:N2	1:1G:349:A:H1'	2.35	0.41
1:1G:439:A:OP2	1:1G:493:G:N2	2.53	0.41
38:88:118:LEU:HD23	38:88:118:LEU:HA	1.71	0.41
1:13:21:G:C2	1:13:22:G:C6	3.09	0.41
26:14:1909:C:H2'	26:14:1910:G:C8	2.56	0.41
32:41:103:LEU:O	32:41:103:LEU:HD23	2.20	0.41
13:4I:67:GLU:HG3	13:4I:71:ARG:HH21	1.85	0.41
1:1G:1512:U:H2'	1:1G:1513:A:H8	1.83	0.41
7:6E:20:ASP:O	7:6E:24:THR:HG23	2.20	0.41
26:14:106:C:H2'	26:14:107:C:C6	2.55	0.41
1:1G:996:A:H2'	1:1G:997:U:O4'	2.21	0.41
9:8E:25:LYS:O	9:8E:60:ASP:HA	2.21	0.41
7:62:73:MET:CG	7:62:90:GLU:HA	2.51	0.41
26:1H:559:G:H22	42:C8:49:HIS:CE1	2.39	0.41
31:31:134:GLY:HA3	31:31:162:LEU:O	2.20	0.41
2:1E:180:LEU:HB2	2:1E:182:ILE:HG13	2.01	0.41
54:L5:30:VAL:HG22	54:L5:33:ARG:HH12	1.85	0.41
1:1G:288:A:H2'	1:1G:289:G:H4'	2.02	0.41
1:1G:341:C:H2'	1:1G:342:C:H6	1.86	0.41
26:1H:2436:G:C6	26:1H:2437:U:C4	3.08	0.41
26:14:2402:C:H5'	26:14:2403:C:OP2	2.21	0.41
2:12:131:PRO:HD2	2:12:134:GLU:OE1	2.20	0.41
42:85:43:GLY:HA3	43:95:73:SER:OG	2.20	0.41
26:14:866:A:N6	26:14:914:C:C5	2.88	0.41
36:68:78:ARG:HH11	41:B8:73:GLU:HB2	1.85	0.41
26:1H:773:U:H5'	29:11:47:GLY:HA3	2.02	0.41
26:1H:81:G:O6	60:1H:3561:HOH:O	2.21	0.41
11:2A:103:LEU:HA	11:2A:103:LEU:HD12	1.86	0.41
1:13:748:C:O5'	1:13:748:C:H6	2.02	0.41
32:41:34:LEU:HA	32:41:34:LEU:HD23	1.85	0.41
1:1G:1071:C:H2'	1:1G:1072:G:C8	2.55	0.41
1:1G:622:A:C8	1:1G:623:C:C6	3.09	0.41
26:14:1093:G:H1'	26:14:1098:A:H62	1.85	0.41
37:35:55:ARG:HG2	37:35:56:SER:N	2.33	0.41
26:14:1899:G:O2'	26:14:1900:A:H5''	2.20	0.41
26:14:1019:U:H3	26:14:1142(A):A:H62	1.68	0.41
26:1H:760:G:H2'	26:1H:761:A:O4'	2.21	0.41
1:1G:1203:C:H2'	1:1G:1204:A:H8	1.86	0.41
12:3A:62:SER:O	12:3A:64:TYR:N	2.53	0.41

Continued on next page...

Continued from previous page...

Atom-1	Atom-2	Interatomic distance (Å)	Clash overlap (Å)
31:39:125:LEU:HD12	31:39:125:LEU:O	2.20	0.41
47:D5:129:SER:OG	47:D5:130:PRO:HD2	2.21	0.41
42:85:100:VAL:C	42:85:102:GLU:H	2.24	0.41
1:1G:1126:U:C5	1:1G:1281:U:C6	3.08	0.41
1:1G:1260:C:O5'	1:1G:1284:C:H4'	2.21	0.41
26:14:2127:G:H2'	26:14:2128:C:O4'	2.20	0.41
26:14:2129:C:N3	26:14:2160:G:C2	2.89	0.41
26:1H:1299:G:H3'	26:1H:1639:U:O4	2.20	0.41
26:14:1337:G:H2'	26:14:1338:G:H8	1.85	0.41
10:1A:78:ASN:HB2	10:1A:79:ARG:NH1	2.35	0.41
47:D5:10:ARG:HD2	47:D5:36:LYS:HD2	2.03	0.41
4:3E:31:CYS:C	4:3E:33:MET:H	2.24	0.41
26:14:288:C:H2'	26:14:289:A:C8	2.56	0.41
26:14:1331:A:O2'	26:14:1332:G:H8	2.02	0.41
26:14:2078:C:H2'	26:14:2079:U:C6	2.56	0.41
1:1G:924:C:H42	1:1G:1392:G:H1	1.69	0.41
40:65:110:LEU:HD13	40:65:112:PHE:CE1	2.56	0.41
41:75:106:SER:HA	41:75:110:ILE:CD1	2.45	0.41
37:35:121:LYS:HG3	37:35:122:PRO:HD2	2.02	0.41
14:5A:59:ALA:HB1	14:5A:61:TRP:CZ3	2.55	0.41
1:1G:747:C:H3'	1:1G:748:C:C5	2.56	0.41
26:14:618(A):C:OP2	31:39:103:LYS:HE2	2.20	0.41
26:14:2820:A:O5'	39:55:4:LEU:HD23	2.21	0.41
26:1H:2801:A:C8	26:1H:2802:G:C8	3.08	0.41
24:3K:56:C:C2	24:3K:57:G:C8	3.08	0.41
26:14:565:C:H4'	26:14:1253:A:C6	2.55	0.41
23:2L:20:G:C4	23:2L:58:A:C2	3.09	0.41
42:85:52:ARG:O	42:85:52:ARG:HG3	2.20	0.41
26:14:1534:G:H5'	26:14:1535:U:O5'	2.20	0.41
26:14:1484:G:C4	26:14:1485:G:C8	3.09	0.41
2:1E:164:VAL:HB	2:1E:186:ALA:HB2	2.01	0.41
26:1H:1009:A:OP1	35:58:37:LYS:NZ	2.54	0.41
26:1H:2845:G:H5''	41:B8:54:ARG:O	2.21	0.41
26:1H:2074:U:N3	26:1H:2075:U:C4	2.89	0.41
26:1H:2709:G:H2'	26:1H:2710:C:O4'	2.21	0.41
26:1H:1906:G:C8	26:1H:1929:G:C4	3.08	0.41
26:14:1410:G:H2'	26:14:1411:C:C6	2.56	0.41
24:3K:71:C:H1'	26:1H:1851:U:H1'	2.02	0.41
9:8E:128:ARG:NH2	23:2K:36:A:OP2	2.51	0.41
26:14:38:A:H2'	26:14:39:C:C6	2.56	0.41
26:1H:36:G:C5	26:1H:37:C:C5	3.09	0.41

Continued on next page...

Continued from previous page...

Atom-1	Atom-2	Interatomic distance (Å)	Clash overlap (Å)
2:1E:19:HIS:HB3	2:1E:20:GLU:HG2	2.03	0.41
26:1H:1697:G:N1	26:1H:1698:A:N1	2.68	0.41
2:1E:86:GLU:C	2:1E:89:GLY:H	2.24	0.41
2:12:211:ILE:HA	2:12:211:ILE:HD12	1.69	0.41
31:39:169:ASN:ND2	31:39:169:ASN:O	2.54	0.41
2:12:95:GLN:HB2	2:12:148:TYR:HA	2.01	0.41
17:8I:29:HIS:N	17:8I:34:LYS:O	2.54	0.41
26:1H:2785:C:O2'	30:21:64:LYS:HD3	2.21	0.41
1:13:1207:G:H2'	1:13:1208:C:C6	2.56	0.41
26:1H:2443:C:H2'	26:1H:2444:G:H8	1.85	0.41
3:22:40:ARG:O	3:22:44:GLU:N	2.52	0.41
1:13:122:G:OP1	1:13:122:G:H8	2.03	0.41
46:C5:13:VAL:HG13	46:C5:27:VAL:HG23	2.02	0.41
29:19:115:GLN:HG2	29:19:116:GLN:N	2.35	0.41
39:98:75:LEU:O	39:98:75:LEU:HD23	2.20	0.41
1:13:692:U:H2'	1:13:694:A:OP2	2.21	0.41
42:85:41:ALA:O	42:85:45:TYR:HD1	2.04	0.41
30:29:64:LYS:C	30:29:66:HIS:N	2.73	0.41
26:1H:1651:G:H5'	39:98:39:PRO:HG2	2.03	0.41
18:9A:66:LEU:O	18:9A:70:ILE:HG13	2.21	0.41
4:3E:162:LEU:HD22	4:3E:178:VAL:HG13	2.03	0.41
26:14:568:U:H3'	60:14:3444:HOH:O	2.21	0.41
26:1H:1915:U:H2'	26:1H:1916:A:O4'	2.21	0.41
1:1G:1472:U:H2'	1:1G:1473:A:O4'	2.20	0.41
26:14:948:G:N2	26:14:970:C:O2	2.54	0.41
30:29:109:LYS:O	30:29:161:GLY:HA3	2.21	0.41
44:E8:29:LEU:HD13	44:E8:51:LEU:HD22	2.03	0.41
26:1H:300:A:N6	60:1H:3591:HOH:O	2.31	0.41
31:39:32:LEU:O	31:39:32:LEU:HD23	2.20	0.41
1:1G:174:C:H6	1:1G:174:C:H5'	1.85	0.41
35:15:137:LYS:HD3	35:15:137:LYS:HA	1.68	0.41
26:1H:146:G:C6	26:1H:147:U:C4	3.09	0.41
26:1H:1614:A:N1	44:E8:91:GLY:HA2	2.36	0.41
24:3L:57:G:N3	24:3L:57:G:H2'	2.36	0.41
26:1H:780:G:N2	26:1H:783:A:H62	1.99	0.41
30:21:34:VAL:HG21	30:21:77:ILE:CD1	2.51	0.41
26:14:937:U:H2'	26:14:938:G:O4'	2.21	0.41
1:1G:1128:C:H5''	9:82:16:ARG:HH22	1.86	0.41
26:14:2136:C:H2'	26:14:2137:C:C6	2.55	0.41
26:14:2302:G:N1	26:14:2315:G:C6	2.89	0.41
1:1G:616:G:C2	1:1G:617:G:C8	3.09	0.41

Continued on next page...

Continued from previous page...

Atom-1	Atom-2	Interatomic distance (Å)	Clash overlap (Å)
2:12:166:ASP:HB3	2:12:169:LYS:HB2	2.03	0.41
27:1J:16:G:O6	27:1J:66:A:H2	2.02	0.41
30:21:47:VAL:HG11	30:21:86:PRO:CD	2.51	0.41
2:1E:8:LYS:NZ	2:1E:10:LEU:HB2	2.35	0.41
41:75:50:ILE:HD13	41:75:99:LEU:HB2	2.03	0.41
1:1G:1326:C:H2'	1:1G:1327:C:C6	2.56	0.41
26:14:1702:G:H2'	26:14:1703:G:O4'	2.21	0.41
26:14:2107:C:H2'	26:14:2108:C:C6	2.55	0.41
26:1H:958:U:OP2	38:88:14:ARG:HD3	2.21	0.41
30:29:47:VAL:HG21	30:29:86:PRO:HD2	2.02	0.41
1:1G:973:G:O6	1:1G:974:A:N6	2.54	0.41
11:2I:73:MET:HE1	11:2I:103:LEU:HD13	2.03	0.41
1:13:406:G:H2'	1:13:407:G:C8	2.56	0.41
26:1H:2331:G:C4'	48:I8:42:GLY:HA3	2.50	0.41
26:1H:2330:G:H2'	26:1H:2331:G:O4'	2.20	0.41
26:14:161:U:C5'	26:14:171:G:H21	2.30	0.41
26:1H:528:A:N1	26:1H:2042:A:H2'	2.36	0.41
26:14:673:C:HO2'	31:39:82:ILE:HD11	1.86	0.41
26:1H:2238:G:H2'	26:1H:2238:G:N3	2.36	0.41
2:1E:55:PHE:CZ	2:1E:218:ALA:HA	2.56	0.41
47:H8:92:SER:OG	47:H8:94:GLU:OE1	2.39	0.41
26:14:537:C:H5'	26:14:539:G:OP2	2.21	0.41
26:14:2299:G:C6	26:14:2318:G:C8	3.08	0.41
1:13:1431:C:H2'	1:13:1432:G:O4'	2.21	0.41
26:1H:384:U:O2'	26:1H:385:C:H5'	2.21	0.41
1:13:1053:G:C4'	1:13:1054:C:H5'	2.50	0.41
26:14:2850:A:H2'	26:14:2851:A:O4'	2.20	0.41
26:1H:152:G:H2'	26:1H:153:C:C6	2.55	0.41
37:35:39:LYS:HA	37:35:45:LEU:CD1	2.51	0.41
1:13:1133:G:C2	1:13:1134:G:C8	3.09	0.41
26:1H:635:C:H2'	26:1H:636:G:O4'	2.20	0.41
35:58:40:PRO:O	42:C8:100:VAL:HG22	2.20	0.41
26:1H:1931:U:H5	26:1H:1969:A:N7	2.19	0.41
1:1G:303:A:H2'	1:1G:304:U:O4'	2.21	0.41
31:39:143:ALA:O	31:39:148:LEU:HB2	2.20	0.41
26:1H:1582:C:HO2'	26:1H:1586:A:H8	1.65	0.41
1:1G:384:G:H2'	1:1G:385:C:C6	2.55	0.41
5:4E:69:VAL:HA	5:4E:70:PRO:HD3	1.89	0.41
1:13:676:A:H5''	11:2I:113:PRO:HB3	2.02	0.41
26:1H:652:C:N4	26:1H:653:A:H62	2.18	0.41
17:8A:10:VAL:HA	17:8A:20:THR:O	2.21	0.41

Continued on next page...

Continued from previous page...

Atom-1	Atom-2	Interatomic distance (Å)	Clash overlap (Å)
1:13:980:C:H2'	1:13:981:U:O4'	2.21	0.41
50:G5:30:ARG:HG3	50:G5:31:GLU:N	2.36	0.41
1:1G:95:G:H2'	1:1G:96:G:O4'	2.20	0.41
1:1G:1508:G:H2'	1:1G:1509:C:O4'	2.20	0.41
44:E8:41:LYS:HE3	44:E8:41:LYS:HB3	1.94	0.41
26:14:2740:A:C6	26:14:2741:A:C6	3.08	0.41
1:1G:350:G:H5'	1:1G:351:G:OP2	2.21	0.41
47:D5:48:PHE:HE1	47:D5:71:VAL:HG21	1.86	0.41
26:14:2086:U:H2'	26:14:2087:G:C8	2.55	0.41
32:49:59:GLU:CD	32:49:153:ARG:NH2	2.70	0.41
27:16:44:G:OP1	32:41:98:ARG:NH2	2.45	0.41
2:12:220:ASP:HB2	2:12:224:GLN:CG	2.35	0.41
26:14:2380:C:OP1	40:65:20:ARG:CZ	2.69	0.41
24:3L:17:U:H5'	24:3L:18:G:OP2	2.21	0.41
1:13:1306:A:H62	1:13:1331:G:H21	1.68	0.41
26:14:1142(A):A:N7	26:14:1144:G:C6	2.89	0.41
1:13:1368:G:C2'	1:13:1369:C:H5'	2.51	0.41
4:32:23:GLY:O	4:32:27:TYR:HD2	2.04	0.41
39:55:33:ARG:HD3	39:55:115:GLU:HB3	2.03	0.41
26:1H:1534:G:N2	26:1H:1535:U:H5	2.17	0.41
1:1G:977:A:C8	1:1G:1223:C:N3	2.89	0.41
22:1K:24:G:C5	22:1K:25:C:C4	3.09	0.41
1:13:1032(A):G:H2'	1:13:1032(B):G:N7	2.35	0.41
47:H8:60:GLU:HA	47:H8:65:GLN:O	2.20	0.41
1:1G:1151:A:HO2'	1:1G:1152:A:C5'	2.34	0.41
26:14:2177:C:O2'	28:79:170:ALA:HB1	2.20	0.41
28:79:42:GLU:OE1	28:79:44:HIS:CE1	2.74	0.41
26:14:2648:C:H2'	26:14:2649:U:C6	2.56	0.41
55:M5:58:ILE:HG22	55:M5:58:ILE:H	1.57	0.41
2:1E:238:LEU:O	2:1E:239:VAL:HB	2.21	0.41
26:1H:1045:A:H4'	26:1H:1045:A:OP1	2.20	0.41
1:1G:1357:A:N7	1:1G:1358:U:C4	2.88	0.41
26:1H:1329:U:H3'	26:1H:1330:C:C6	2.56	0.41
1:1G:1003:G:N2	1:1G:1005:A:OP1	2.53	0.41
1:1G:1040:U:H2'	1:1G:1041:A:O4'	2.21	0.41
1:1G:1004:A:H8	1:1G:1026:G:C8	2.39	0.41
4:32:96:LEU:HD13	4:32:139:ARG:NH1	2.36	0.41
49:F5:86:SER:N	49:F5:87:PRO:CD	2.84	0.41
41:75:13:ARG:H	41:75:13:ARG:CD	2.34	0.41
19:AI:80:TYR:HA	19:AI:80:TYR:HD1	1.74	0.41
5:42:103:GLY:C	5:42:106:PRO:HD2	2.41	0.41

Continued on next page...

Continued from previous page...

Atom-1	Atom-2	Interatomic distance (Å)	Clash overlap (Å)
1:1G:1157:A:OP1	1:1G:1158:C:C5	2.73	0.41
26:1H:330:A:H2	26:1H:1210:A:O2'	2.03	0.41
26:1H:2314:C:OP1	32:41:91:ARG:NH1	2.53	0.41
1:1G:391:G:C6	1:1G:392:G:C5	3.09	0.41
1:1G:186(C):G:H2'	1:1G:186(D):C:C6	2.56	0.41
27:1J:15:A:H5'	27:1J:16:G:H8	1.85	0.41
1:1G:1436:U:H2'	1:1G:1437:C:O4'	2.20	0.41
26:14:2872:G:C5	26:14:2873:A:C2	3.09	0.41
42:C8:95:LEU:HA	42:C8:97:ASP:HB3	2.02	0.41
16:7A:72:ARG:HD2	16:7A:73:LEU:HD23	2.03	0.41
49:F5:40:ARG:HD2	49:F5:41:ARG:N	2.36	0.41
22:1L:41:A:C2	22:1L:42:A:H1'	2.56	0.41
26:14:67:U:H2'	26:14:68:G:H8	1.85	0.41
7:6E:22:LEU:HD22	7:6E:62:PHE:HE2	1.78	0.41
4:32:60:GLU:OE2	4:32:198:VAL:HA	2.21	0.41
31:39:156:LEU:HD21	31:39:163:VAL:HG12	2.03	0.41
17:8I:58:GLU:O	17:8I:74:LEU:N	2.31	0.41
19:AA:63:THR:OG1	19:AA:65:ASN:O	2.39	0.41
28:79:46:LYS:HB2	28:79:210:ARG:HB2	2.03	0.41
1:1G:1207:G:C6	1:1G:1208:C:C4	3.09	0.41
1:1G:1207:G:C2	1:1G:1208:C:C2	3.09	0.41
12:3A:117:ARG:HH21	12:3A:124:LYS:N	2.19	0.41
26:1H:1127:A:O2'	26:1H:2518:A:OP1	2.26	0.41
26:1H:2430:A:H8	26:1H:2431:U:C5	2.39	0.41
26:1H:547:A:N3	26:1H:548:A:C6	2.89	0.41
1:1G:42:G:H2'	1:1G:43:C:O4'	2.21	0.41
1:13:247:G:O6	1:13:278:G:C6	2.74	0.41
26:1H:2599:G:C8	29:11:236:GLY:HA2	2.55	0.41
26:1H:2688:U:O2	26:1H:2688:U:H3'	2.21	0.41
50:G5:10:LEU:HD12	50:G5:10:LEU:HA	1.95	0.41
6:5E:75:LEU:CD1	6:5E:79:LEU:HD11	2.51	0.41
26:14:533:G:H2'	26:14:534:U:O4'	2.20	0.41
1:1G:1331:G:OP1	1:1G:1331:G:H4'	2.21	0.41
1:13:687:A:H2'	1:13:701:C:H41	1.86	0.41
1:13:639:G:C2	1:13:640:A:C8	3.09	0.41
2:1E:71:VAL:HG23	2:1E:164:VAL:HG13	2.03	0.41
26:14:1107:G:H2'	26:14:1108:U:H5'	2.03	0.41
40:65:42:ASP:C	40:65:44:LYS:H	2.24	0.41
47:D5:137:ILE:HD12	47:D5:156:LYS:O	2.21	0.41
38:88:35:VAL:HG23	38:88:101:ARG:O	2.20	0.41
1:13:195:A:C5	1:13:196:A:N1	2.89	0.41

Continued on next page...

Continued from previous page...

Atom-1	Atom-2	Interatomic distance (Å)	Clash overlap (Å)
34:61:120:ILE:HD11	34:61:126:TYR:CZ	2.55	0.41
1:1G:238:G:C6	1:1G:239:U:C4	3.09	0.41
1:13:591:U:H2'	1:13:592:G:C8	2.56	0.41
26:14:672:C:H2'	26:14:673:C:C6	2.56	0.41
11:2I:45:GLY:O	11:2I:50:TYR:HB2	2.21	0.41
49:J8:83:GLU:H	49:J8:83:GLU:HG2	1.62	0.41
49:J8:85:LEU:HA	49:J8:85:LEU:HD13	1.59	0.41
26:14:529:A:H8	26:14:530:G:C6	2.38	0.41
28:71:181:PRO:HD2	28:71:184:LYS:HG3	2.03	0.41
26:14:1791:A:OP2	26:14:1791:A:H8	2.04	0.41
27:1J:12:C:O2'	48:E5:74:ARG:HB3	2.21	0.41
37:78:15:ARG:NH1	37:78:17:LYS:HD2	2.36	0.41
34:61:10:GLU:O	34:61:11:ASN:HB2	2.20	0.41
1:1G:582:U:C2	1:1G:760:G:C6	3.09	0.41
1:1G:1408:A:C5	1:1G:1409:C:C5	3.09	0.41
27:16:4:C:H42	27:16:116:G:H1	1.68	0.41
26:14:1146:C:H2'	26:14:1147:C:H5'	2.01	0.41
40:A8:62:LYS:HA	40:A8:65:VAL:HB	2.01	0.41
26:1H:324:A:C8	26:1H:325:G:C8	3.08	0.41
22:1L:76:A:C2	23:2L:77:A:H4'	2.54	0.41
26:14:1925:C:C2'	26:14:1926:U:H5'	2.51	0.41
1:13:360:A:H2'	1:13:361:G:C8	2.56	0.41
4:32:4:TYR:C	4:32:4:TYR:CD1	2.94	0.41
35:58:23:LEU:HD12	35:58:23:LEU:HA	1.70	0.41
26:14:432:A:C6	26:14:433:C:C4	3.09	0.41
26:1H:1219:G:OP2	42:C8:19:LYS:NZ	2.54	0.41
32:49:107:LEU:HD11	32:49:178:PHE:CE1	2.56	0.41
26:14:442:G:C4	26:14:444:C:C5	3.08	0.41
26:1H:2880:C:H1'	39:98:92:GLY:O	2.20	0.41
1:13:643:C:H2'	1:13:644:G:H8	1.84	0.41
47:H8:98:MET:O	47:H8:125:LEU:HD12	2.21	0.41
55:Q8:25:MET:SD	55:Q8:47:LYS:HB2	2.61	0.41
30:21:102:VAL:HG22	30:21:170:LEU:O	2.20	0.41
1:1G:790:A:C2	1:1G:1497:G:H5''	2.56	0.41
7:6E:103:TRP:CH2	7:6E:141:VAL:HG21	2.56	0.41
26:14:398:G:H2'	26:14:399:G:H8	1.84	0.41
26:14:654(A):A:C2	26:14:654(T):A:N7	2.89	0.41
26:14:315:G:C6	26:14:316:C:C4	3.09	0.41
26:14:1517:G:H2'	26:14:1518:C:C6	2.56	0.41
16:7I:37:GLY:HA3	16:7I:50:LYS:O	2.20	0.41
1:13:781:A:H5'	1:13:782:A:OP2	2.21	0.41

Continued on next page...

Continued from previous page...

Atom-1	Atom-2	Interatomic distance (Å)	Clash overlap (Å)
37:78:82:GLY:HA2	37:78:113:LYS:O	2.21	0.41
26:1H:311:A:C8	26:1H:332:A:N7	2.89	0.41
8:72:8:ASP:OD2	8:72:12:ARG:HD2	2.20	0.41
39:98:29:LEU:CB	39:98:75:LEU:HD21	2.50	0.41
1:1G:127:G:OP1	1:1G:635:G:H1'	2.21	0.41
26:14:1543:A:H1'	26:14:1545:A:H1'	2.03	0.41
1:1G:1071:C:H2'	1:1G:1072:G:H8	1.86	0.41
1:13:920:U:O2'	1:13:921:U:H5'	2.20	0.41
1:13:1473:A:H2'	1:13:1474:G:C8	2.56	0.41
39:98:117:VAL:HG22	39:98:118:GLU:H	1.85	0.41
31:31:53:THR:N	31:31:56:GLU:OE2	2.42	0.41
14:5I:50:LYS:HB2	14:5I:52:GLN:HG3	2.02	0.41
26:14:577:G:C6	26:14:578:A:C6	3.09	0.41
1:1G:952:U:H4'	1:1G:964:A:N1	2.36	0.41
1:13:519:C:H2'	1:13:520:A:C8	2.56	0.41
26:14:244:A:C2	26:14:255:A:C4	3.09	0.41
1:13:467:G:H3'	1:13:467:G:OP2	2.21	0.41
20:BA:24:LEU:HD13	20:BA:24:LEU:HA	1.62	0.41
1:13:31:G:H2'	1:13:48:C:N4	2.36	0.41
26:1H:2455:G:H2'	26:1H:2456:C:C6	2.56	0.41
26:14:729:G:H2'	26:14:1775:U:O2	2.21	0.41
1:1G:1267:C:O2	21:1B:20:LYS:HD2	2.21	0.41
45:F8:40:LYS:HG3	45:F8:51:VAL:HB	2.03	0.41
26:1H:1709:U:H2'	26:1H:1710:C:C6	2.55	0.41
1:1G:543:C:C2'	1:1G:544:G:H5'	2.51	0.41
26:1H:717:G:H2'	26:1H:718:A:O4'	2.21	0.41
1:13:1106:G:C4	1:13:1107:C:C5	3.09	0.41
26:1H:2261:C:C5	48:I8:16:SER:HB3	2.55	0.41
15:6I:32:LEU:O	15:6I:35:ARG:N	2.54	0.41
26:1H:2017:U:O2	53:N8:10:LYS:HB2	2.21	0.41
7:62:141:VAL:HA	7:62:142:GLU:CB	2.50	0.41
26:14:2132:U:O4'	28:79:5:LYS:HD3	2.21	0.41
1:1G:658:G:C6	1:1G:659:U:C4	3.09	0.41
1:1G:1478:C:H2'	1:1G:1479:C:H6	1.86	0.41
26:14:678:C:H2'	26:14:679:C:C6	2.56	0.41
31:39:85:GLY:O	60:39:401:HOH:O	2.22	0.41
42:C8:5:LYS:HZ3	42:C8:7:GLY:H	1.68	0.41
1:13:516:U:C4	1:13:517:G:C6	3.09	0.41
26:1H:1161:C:H1'	43:D8:8:GLY:O	2.20	0.41
34:69:60:GLU:HG3	34:69:61:ARG:N	2.35	0.41
37:35:63:PRO:HB3	55:M5:30:ARG:NH2	2.36	0.41

Continued on next page...

Continued from previous page...

Atom-1	Atom-2	Interatomic distance (Å)	Clash overlap (Å)
26:14:431:U:H6	26:14:431:U:O5'	2.04	0.41
26:14:2654:A:OP1	26:14:2654:A:H8	2.04	0.41
9:82:54:ASP:OD1	9:82:54:ASP:N	2.54	0.41
1:13:945:G:H2'	1:13:945:G:N3	2.36	0.41
1:1G:382:A:H8	1:1G:382:A:O5'	2.04	0.41
39:55:98:LEU:HD23	39:55:98:LEU:HA	1.89	0.41
7:6E:38:LEU:HD13	7:6E:38:LEU:O	2.21	0.41
27:1J:84:C:OP1	51:H5:15:TYR:OH	2.31	0.41
26:14:2570:G:H2'	26:14:2571:C:O4'	2.21	0.41
37:78:50:ARG:NH2	37:78:50:ARG:HG3	2.36	0.41
26:14:1225:C:H4'	43:95:85:LYS:HG2	2.03	0.41
46:C5:46:LYS:HD2	46:C5:61:ILE:N	2.36	0.41
43:D8:44:LYS:HB3	43:D8:45:THR:H	1.75	0.41
26:14:2863:C:O2'	26:14:2864:G:H5'	2.21	0.41
31:31:116:ASP:OD2	37:78:1:MET:HB3	2.21	0.41
26:14:880:G:N7	26:14:897:C:N4	2.68	0.41
4:3E:190:ASP:O	4:3E:193:ASP:HB2	2.21	0.41
26:14:35:G:H2'	26:14:36:G:O4'	2.21	0.41
1:1G:1256:A:H4'	1:1G:1257:U:OP1	2.21	0.41
30:29:35:GLN:HG2	30:29:37:ARG:HG2	2.02	0.41
26:14:751:A:H4'	44:A5:90:ARG:NH1	2.36	0.41
10:1A:81:THR:HA	10:1A:84:GLN:NE2	2.35	0.41
1:13:1178:G:N2	1:13:1181:G:H8	2.19	0.41
1:1G:1261:A:H3'	1:1G:1262:C:C6	2.57	0.41
1:1G:1022:G:N3	1:1G:1023:G:H1'	2.36	0.41
1:1G:620:C:H2'	1:1G:621:A:O4'	2.21	0.41
24:3K:3:G:H2'	24:3K:4:U:O4'	2.20	0.41
1:13:112:G:C4'	1:13:389:A:H4'	2.51	0.41
42:C8:91:ASP:O	42:C8:92:ARG:C	2.59	0.41
26:14:1732:A:H2'	26:14:1733:G:O4'	2.21	0.41
26:1H:56:A:C2	26:1H:57:C:C2	3.09	0.41
26:1H:2327:A:H2'	26:1H:2328:A:H8	1.83	0.41
1:1G:1111:A:O5'	1:1G:1111:A:H8	2.04	0.41
1:13:477:G:H2'	1:13:478:A:C8	2.56	0.41
1:13:455:C:N4	1:13:477:G:N2	2.63	0.41
26:14:2365:G:H2'	26:14:2366:A:C8	2.56	0.41
42:C8:90:VAL:HG22	43:D8:39:LEU:HD22	2.02	0.41
9:82:51:ARG:HA	9:82:56:LEU:HD22	2.03	0.41
26:14:2475:C:C5'	26:14:2476:A:H5''	2.48	0.41
26:14:2547:U:H2'	26:14:2548:G:H8	1.86	0.41
14:5A:9:LYS:CB	14:5A:12:ARG:HH12	2.33	0.41

Continued on next page...

Continued from previous page...

Atom-1	Atom-2	Interatomic distance (Å)	Clash overlap (Å)
30:29:55:ASN:O	30:29:57:LYS:N	2.47	0.41
30:21:45:THR:O	30:21:83:ASP:N	2.54	0.41
26:14:2025:C:H2'	26:14:2026:C:C6	2.56	0.41
37:35:85:LEU:HD12	37:35:120:ALA:HA	2.03	0.41
26:1H:638:G:H2'	26:1H:639:U:C6	2.56	0.41
38:45:98:LYS:HB3	38:45:99:PRO:HD2	2.03	0.41
8:72:86:ILE:HD11	8:72:136:GLU:HG2	2.03	0.41
1:13:146:G:C2	1:13:177:C:N3	2.89	0.41
26:1H:185:U:H4'	26:1H:218:A:H4'	2.02	0.41
39:55:28:LEU:CD2	39:55:114:VAL:HG12	2.50	0.41
3:22:172:ARG:HB3	3:22:172:ARG:NH1	2.35	0.41
16:7A:4:ILE:HB	16:7A:66:PRO:HA	2.04	0.41
23:2K:20:G:N3	23:2K:58:A:N3	2.69	0.41
26:14:2849:U:H1'	26:14:2866:U:O2	2.21	0.41
26:14:1011:G:C2	26:14:1151:G:C2	3.09	0.41
31:39:80:ALA:O	31:39:83:PHE:HB2	2.21	0.41
1:1G:199:G:H2'	1:1G:200:G:H8	1.86	0.41
26:1H:1337:G:H2'	26:1H:1338:G:C8	2.56	0.41
1:13:128:G:O3'	17:8I:3:LYS:NZ	2.54	0.41
40:65:77:ALA:HA	40:65:80:LEU:HB2	2.02	0.41
26:1H:1347:G:C2	26:1H:1600:C:O2	2.74	0.41
26:1H:537:C:H2'	26:1H:539:G:H8	1.86	0.41
4:3E:156:GLU:O	4:3E:160:GLN:HB3	2.20	0.41
29:19:267:SER:C	29:19:269:PHE:N	2.75	0.41
8:72:17:THR:HB	8:72:18:ARG:HH11	1.86	0.41
1:1G:1013:G:O2'	1:1G:1014:A:N7	2.47	0.41
29:19:133:LEU:HB3	29:19:173:VAL:HG11	2.03	0.41
30:29:4:ILE:HD11	30:29:198:VAL:HB	2.02	0.41
52:M8:38:LYS:HD2	52:M8:38:LYS:N	2.36	0.41
17:8I:90:ILE:O	17:8I:93:GLN:N	2.54	0.41
5:4E:19:MET:HE1	5:4E:24:ARG:HH21	1.86	0.41
1:13:1363:A:H4'	1:13:1364:U:H2'	2.01	0.41
37:35:132:LYS:NZ	37:35:135:LEU:HD11	2.35	0.41
30:29:14:ILE:HB	41:75:14:TYR:CE2	2.56	0.41
39:98:9:LYS:HA	39:98:17:ARG:HD3	2.02	0.41
1:1G:1265:G:C2	1:1G:1271:G:C6	3.09	0.41
1:1G:890:G:O2'	1:1G:906:G:O6	2.28	0.41
26:1H:807:U:C2	26:1H:808:G:C8	3.09	0.41
24:3K:9:A:H3'	24:3K:10:G:C8	2.56	0.41
42:85:27:LEU:O	42:85:31:SER:N	2.46	0.41
26:1H:1184:G:C5	26:1H:1185:C:C5	3.09	0.41

Continued on next page...

Continued from previous page...

Atom-1	Atom-2	Interatomic distance (Å)	Clash overlap (Å)
9:8E:10:ARG:HD2	9:8E:75:ASP:HB2	2.03	0.41
1:13:892:A:O2'	1:13:1415:G:H4'	2.20	0.41
38:45:26:TYR:O	38:45:28:ALA:N	2.54	0.41
26:14:2531:A:H5''	33:59:157:TYR:CE2	2.57	0.41
1:1G:318:G:H2'	1:1G:319:G:C8	2.56	0.41
12:3I:60:LEU:HD12	12:3I:60:LEU:HA	1.69	0.41
26:14:2001:A:H2'	26:14:2002:G:C8	2.56	0.41
55:M5:10:ALA:HB3	55:M5:62:LEU:HD21	2.03	0.41
32:41:142:PRO:HG2	32:41:143:GLU:OE2	2.20	0.40
1:1G:1247:U:H2'	1:1G:1248:A:O4'	2.20	0.40
24:3L:26:A:H2'	24:3L:27:G:O4'	2.21	0.40
1:13:1060:C:H2'	1:13:1061:G:C8	2.56	0.40
1:1G:960:U:O5'	1:1G:961:U:H5'	2.21	0.40
32:41:116:ASP:O	52:M8:42:PHE:CZ	2.73	0.40
22:1K:6:G:N2	22:1K:67:C:O2'	2.53	0.40
1:1G:51:A:C2	1:1G:353:A:N1	2.89	0.40
26:1H:2136:C:N4	26:1H:2156:G:N3	2.69	0.40
23:2L:15:G:H21	23:2L:22:A:H1'	1.86	0.40
2:12:108:ILE:HA	2:12:108:ILE:HD12	1.92	0.40
1:1G:1025:U:C5'	1:1G:1026:G:H5'	2.49	0.40
1:1G:1035:A:H2'	1:1G:1036:G:H4'	2.03	0.40
26:14:289:A:H2'	26:14:290:G:H5'	2.03	0.40
26:14:1000:A:C6	26:14:1001:A:N1	2.90	0.40
49:F5:87:PRO:HA	49:F5:90:ILE:HG23	2.04	0.40
26:14:1010:A:N3	26:14:1153:C:H1'	2.36	0.40
41:75:107:ASP:N	41:75:107:ASP:OD1	2.54	0.40
46:C5:12:THR:HG22	46:C5:75:ILE:HG13	2.02	0.40
1:1G:186(B):C:H2'	1:1G:186(C):G:H8	1.86	0.40
33:59:9:ILE:HB	33:59:51:ARG:HD3	2.03	0.40
40:A8:24:LEU:HD12	40:A8:41:ASP:HB2	2.03	0.40
26:1H:882:G:H1	26:1H:894:C:N4	2.10	0.40
1:13:827:U:H5	1:13:872:A:N1	2.18	0.40
31:31:64:ILE:HA	31:31:64:ILE:HD13	1.75	0.40
36:25:107:ARG:HG2	36:25:115:VAL:HG11	2.03	0.40
26:14:1165:U:H2'	26:14:1166:C:H6	1.82	0.40
26:14:2749:A:N1	26:14:2750:A:N6	2.70	0.40
1:13:606:G:H2'	1:13:630:G:O6	2.20	0.40
26:1H:354:G:H2'	26:1H:355:G:C8	2.56	0.40
26:1H:389:G:H22	37:78:72:PRO:HD3	1.86	0.40
31:31:33:LEU:HD11	31:31:112:MET:HB2	2.03	0.40
26:1H:1250:G:OP2	37:78:21:ARG:HD2	2.22	0.40

Continued on next page...

Continued from previous page...

Atom-1	Atom-2	Interatomic distance (Å)	Clash overlap (Å)
1:1G:1137:C:O2'	1:1G:1138:G:H5''	2.22	0.40
29:11:65:ILE:HG21	29:11:65:ILE:HD13	1.65	0.40
25:4L:13:A:N3	25:4L:14:A:H1'	2.37	0.40
26:1H:2199:A:H5''	26:1H:2205:C:OP2	2.21	0.40
1:13:1442:G:C8	1:13:1442:G:H3'	2.56	0.40
26:14:2104:G:C2	26:14:2186:G:C2	3.09	0.40
30:21:25:VAL:HG23	30:21:181:LEU:HD12	2.02	0.40
29:19:143:HIS:HD2	29:19:144:ALA:CB	2.33	0.40
49:J8:85:LEU:HD12	49:J8:88:LYS:HB2	2.02	0.40
26:14:2572:A:O5'	26:14:2574:G:H4'	2.21	0.40
28:79:202:GLU:OE2	28:79:203:GLY:N	2.55	0.40
26:1H:1469:A:C6	26:1H:1524:G:C6	3.10	0.40
26:1H:2684:U:C4	26:1H:2685:G:N7	2.90	0.40
26:14:1278:A:C5'	39:55:36:THR:HG22	2.51	0.40
26:1H:663:G:OP1	37:78:17:LYS:HB3	2.21	0.40
26:1H:2749:A:OP1	33:51:6:ARG:HG2	2.21	0.40
1:13:403:C:OP2	4:3E:74:GLN:NE2	2.54	0.40
26:14:527:C:OP2	26:14:2779:U:H5	2.04	0.40
12:3I:47:LYS:NZ	25:4K:21:A:OP1	2.54	0.40
26:1H:1696:G:C5	26:1H:1697:G:C8	3.09	0.40
26:1H:122:G:H2'	26:1H:123:G:H5''	2.03	0.40
26:14:1138:G:C5	26:14:1139:G:H1'	2.56	0.40
1:13:1360:A:H3'	1:13:1361:G:H8	1.86	0.40
26:1H:270(E):G:H1	26:1H:270(U):C:N4	2.19	0.40
26:1H:270(F):U:H3	26:1H:270(T):G:H1	1.68	0.40
1:13:303:A:C4	1:13:304:U:C6	3.09	0.40
26:1H:1316:U:H2'	26:1H:1317:A:C8	2.56	0.40
1:1G:1202:G:O2'	14:5A:27:CYS:HB2	2.21	0.40
1:13:1138:G:C5	1:13:1140:C:H1'	2.56	0.40
1:13:637:G:H2'	1:13:638:G:C8	2.56	0.40
50:G5:64:LEU:HD21	50:G5:68:ARG:NH1	2.36	0.40
1:13:370:C:O2'	1:13:371:G:H5'	2.22	0.40
26:14:2590:A:OP2	29:19:237:GLU:HB3	2.21	0.40
26:14:282:A:C6	26:14:284:U:C2	3.10	0.40
1:1G:123:C:H2'	1:1G:124:G:C8	2.56	0.40
1:1G:1072:G:H2'	1:1G:1073:U:O4'	2.21	0.40
1:1G:1269:A:H2	1:1G:1312:G:N3	2.19	0.40
1:13:562:C:H1'	12:3I:15:ARG:HB3	2.03	0.40
26:14:2498:C:OP2	60:14:3422:HOH:O	2.20	0.40
26:1H:906:G:OP1	38:88:26:TYR:OH	2.15	0.40
26:1H:2389:G:H5''	26:1H:2390:U:O4'	2.21	0.40

Continued on next page...

Continued from previous page...

Atom-1	Atom-2	Interatomic distance (Å)	Clash overlap (Å)
26:1H:2390:U:C2'	26:1H:2391:G:H5'	2.51	0.40
37:78:11:GLY:O	37:78:13:ASN:N	2.47	0.40
1:13:784:C:H2'	1:13:785:G:C8	2.56	0.40
1:13:11:G:C5	1:13:12:U:C4	3.08	0.40
17:8A:74:LEU:HA	17:8A:74:LEU:HD23	1.86	0.40
31:39:196:LEU:HA	31:39:196:LEU:HD22	1.76	0.40
1:1G:1082:G:OP2	1:1G:1082:G:H8	2.04	0.40
12:3I:85:ILE:HG23	12:3I:85:ILE:HD12	1.64	0.40
1:13:526:C:H6	1:13:526:C:O5'	2.04	0.40
29:11:271:ILE:HD13	29:11:271:ILE:HG21	1.88	0.40
1:13:1305:G:C8	1:13:1305:G:OP2	2.74	0.40
26:1H:1728:G:C2	26:1H:1730:U:OP2	2.75	0.40
26:14:141:A:H8	26:14:1595:G:N2	2.00	0.40
1:1G:404:U:P	4:32:118:ARG:HH11	2.45	0.40
1:1G:1442:G:C6	1:1G:1446:A:N6	2.89	0.40
31:39:5:ALA:CB	31:39:125:LEU:HD21	2.52	0.40
42:85:100:VAL:HG13	42:85:101:ARG:HD3	2.02	0.40
22:1K:3:G:O2'	22:1K:4:U:OP2	2.29	0.40
47:D5:82:ARG:HA	47:D5:83:PRO:HD3	1.92	0.40
26:14:2544:G:O5'	26:14:2544:G:H8	2.04	0.40
1:13:1455:G:C8	1:13:1455:G:O5'	2.73	0.40
10:1A:84:GLN:H	10:1A:84:GLN:NE2	2.19	0.40
2:1E:209:ARG:CZ	2:1E:239:VAL:HA	2.51	0.40
1:13:1129:C:O2	1:13:1143:G:N2	2.54	0.40
1:1G:1157:A:C5	1:1G:1181:G:H1'	2.56	0.40
48:I8:75:LEU:HA	48:I8:75:LEU:HD23	1.58	0.40
1:13:927:G:N2	1:13:1391:U:H1'	2.37	0.40
1:1G:1399:C:C4	1:1G:1502:A:N6	2.89	0.40
1:13:1002:G:C6	1:13:1003:G:C5	3.09	0.40
1:1G:1080:A:H3'	1:1G:1081:G:O4'	2.21	0.40
26:1H:469:G:O6	54:P8:37:LYS:HE2	2.21	0.40
26:1H:2117:A:H2'	26:1H:2147:G:N2	2.36	0.40
1:1G:660:G:H1	1:1G:745:C:N4	2.13	0.40
34:69:62:LYS:HG3	34:69:63:ALA:N	2.37	0.40
26:1H:277:C:H3'	26:1H:278:A:O4'	2.21	0.40
26:14:2663:G:C5	26:14:2664:G:C5	3.10	0.40
5:42:30:ALA:O	5:42:45:PHE:HB2	2.20	0.40
29:11:242:ARG:O	29:11:244:ARG:HG2	2.21	0.40
26:1H:1826:G:H2'	26:1H:1827:C:C6	2.56	0.40
26:14:875:G:N3	26:14:876:C:H5'	2.37	0.40
5:42:51:VAL:O	5:42:55:VAL:HG23	2.20	0.40

Continued on next page...

Continued from previous page...

Atom-1	Atom-2	Interatomic distance (Å)	Clash overlap (Å)
26:14:90:U:O2'	26:14:91:A:C8	2.74	0.40
1:1G:1375:A:H2'	1:1G:1376:U:O4'	2.21	0.40
27:1J:102:G:H8	27:1J:102:G:O5'	2.04	0.40
54:P8:11:LYS:HE2	54:P8:15:THR:OG1	2.22	0.40
7:62:27:ILE:HG12	7:62:27:ILE:H	1.71	0.40
26:1H:593:G:H1	26:1H:664:C:H42	1.69	0.40
1:1G:10:A:H2'	1:1G:11:G:C8	2.51	0.40
1:13:524:G:C6	1:13:525:C:N4	2.90	0.40
1:13:416:G:C5	1:13:417:C:C4	3.10	0.40
48:E5:38:VAL:CG1	48:E5:59:LEU:HG	2.51	0.40
1:13:22:G:C6	1:13:23:C:C4	3.09	0.40
1:1G:561:U:HO2'	1:1G:562:C:P	2.44	0.40
26:14:185:U:H2'	26:14:186:G:O4'	2.22	0.40
7:6E:13:GLN:HG2	7:6E:14:PRO:HD2	2.03	0.40
1:1G:193:C:H2'	1:1G:194:C:H6	1.87	0.40
26:14:1014:U:H2'	26:14:1015:G:H8	1.85	0.40
26:14:280:C:N3	26:14:361:G:N2	2.70	0.40
29:19:125:ILE:HG22	29:19:193:VAL:HG21	2.03	0.40
26:1H:446:G:OP2	60:1H:3562:HOH:O	2.22	0.40
1:1G:1535:C:O2'	1:1G:1536:C:H5'	2.22	0.40
29:19:222:ARG:HE	29:19:222:ARG:HB2	1.67	0.40
2:1E:97:TRP:HH2	2:1E:176:GLU:HG3	1.85	0.40
26:1H:557:U:H2'	26:1H:558:G:H8	1.86	0.40
32:49:22:ARG:NH1	32:49:175:LEU:HD21	2.37	0.40
47:H8:44:PHE:CE2	47:H8:86:VAL:HG11	2.56	0.40
53:N8:20:ARG:HA	53:N8:23:HIS:ND1	2.37	0.40
32:49:147:ASP:C	32:49:149:VAL:HG22	2.41	0.40
26:14:1322:A:O3'	44:A5:84:ARG:NH1	2.53	0.40
26:14:1542:G:H3'	26:14:1543:A:H5''	2.04	0.40
24:3L:9:A:H4'	24:3L:10:G:OP2	2.20	0.40
47:D5:29:TYR:HB3	47:D5:34:ASN:HB2	2.03	0.40
26:1H:2820:A:O2'	26:1H:2821:A:OP1	2.36	0.40
1:13:1106:G:H2'	1:13:1107:C:H6	1.86	0.40
26:1H:2261:C:H1'	26:1H:2388:A:N3	2.36	0.40
1:13:1113:C:H2'	1:13:1114:C:H6	1.85	0.40
26:14:1389:G:H2'	26:14:1390:U:O4'	2.22	0.40
1:13:951:G:C6	1:13:1231:G:C6	3.09	0.40
26:1H:1663:C:O2'	26:1H:2686:G:H4'	2.21	0.40
26:1H:746:A:H2'	26:1H:2612:C:H5''	2.03	0.40
41:75:27:THR:HB	41:75:89:VAL:HG22	2.03	0.40
34:61:1:MET:O	34:61:20:ASP:HA	2.22	0.40

Continued on next page...

Continued from previous page...

Atom-1	Atom-2	Interatomic distance (Å)	Clash overlap (Å)
20:BI:90:GLN:HG2	20:BI:90:GLN:H	1.52	0.40
20:BI:90:GLN:HA	20:BI:93:GLU:HB3	2.03	0.40
33:51:124:GLU:O	33:51:132:ARG:N	2.52	0.40
4:3E:99:SER:HB2	4:3E:139:ARG:HG3	2.04	0.40
37:78:127:ALA:O	37:78:147:LEU:HG	2.21	0.40
30:21:120:TRP:CD2	30:21:155:LYS:HD3	2.56	0.40
1:1G:1298:C:HO2'	1:1G:1299:A:P	2.45	0.40
1:13:972:C:OP2	10:1I:57:LYS:HE2	2.21	0.40
4:32:18:LYS:HE2	4:32:18:LYS:HB2	1.82	0.40
4:32:30:LYS:HB3	4:32:35:ARG:NH1	2.36	0.40
42:C8:112:ARG:HH12	43:D8:45:THR:HG23	1.86	0.40
26:1H:1526:G:N2	26:1H:1545(A):A:H62	2.19	0.40
1:1G:363:A:C5	12:3A:31:PRO:HD2	2.57	0.40
30:21:37:ARG:HB2	30:21:46:ALA:HB3	2.03	0.40
30:21:77:ILE:HG21	30:21:77:ILE:HD13	1.79	0.40
31:39:192:LEU:HD13	31:39:194:MET:CE	2.50	0.40
45:B5:31:HIS:ND1	45:B5:32:PRO:HD3	2.36	0.40
24:3K:14:A:C6	24:3K:15:G:C6	3.09	0.40
13:4A:86:CYS:HA	19:AA:73:GLU:O	2.21	0.40
13:4A:81:LEU:CD2	13:4A:88:ARG:HH21	2.34	0.40
1:1G:1028(A):C:H42	1:1G:1028(B):C:H41	1.69	0.40
30:21:105:THR:HG21	30:21:164:ARG:CZ	2.51	0.40
15:6I:17:ARG:HG2	15:6I:21:ASP:OD2	2.20	0.40
4:32:93:PHE:CZ	4:32:97:LEU:HD11	2.56	0.40
49:F5:58:ILE:HD12	49:F5:87:PRO:HD3	2.02	0.40
46:C5:17:SER:OG	46:C5:18:GLY:O	2.34	0.40
3:22:180:ALA:O	3:22:181:ASN:HB3	2.21	0.40
9:82:5:TYR:HA	9:82:17:VAL:O	2.21	0.40
5:42:144:THR:CG2	5:42:146:ALA:HB3	2.51	0.40
40:65:59:LYS:HD2	40:65:60:GLY:H	1.87	0.40
26:1H:753:C:O2'	26:1H:754:C:H5'	2.20	0.40
26:14:1161:C:H2'	26:14:1162:G:H8	1.86	0.40
26:14:1161:C:O2'	43:95:23:GLU:HG2	2.21	0.40
26:14:2271:G:H2'	26:14:2272:U:H6	1.85	0.40
16:7I:20:VAL:CG2	16:7I:32:TYR:CB	3.00	0.40
26:14:1534:G:H2'	26:14:1537:C:H42	1.85	0.40
20:BA:72:LEU:HD11	20:BA:80:ARG:NH2	2.35	0.40
28:71:68:LEU:HG	28:71:176:GLY:HA2	2.03	0.40
5:4E:113:ALA:O	5:4E:115:VAL:HG23	2.21	0.40
7:62:149:ARG:HH12	11:2A:58:PRO:HG2	1.86	0.40
1:1G:599:C:H2'	1:1G:600:C:C6	2.56	0.40

Continued on next page...

Continued from previous page...

Atom-1	Atom-2	Interatomic distance (Å)	Clash overlap (Å)
2:12:140:HIS:HA	2:12:143:GLU:CD	2.42	0.40
26:14:910:A:H2'	26:14:2264:C:O2'	2.21	0.40
26:14:2753:A:H2'	26:14:2754:U:O4'	2.21	0.40
26:14:1357:U:H2'	26:14:1358:G:O4'	2.22	0.40
1:1G:562:C:O2'	12:3A:17:LYS:HG2	2.21	0.40
30:21:59:VAL:O	30:21:60:ASN:CG	2.59	0.40
26:1H:1697:G:C6	26:1H:1698:A:N1	2.89	0.40
34:61:79:ILE:HD11	34:61:100:ALA:CB	2.51	0.40
22:1K:64:G:H3'	22:1K:65:C:C6	2.56	0.40
2:12:78:GLN:NE2	2:12:95:GLN:HA	2.35	0.40
32:41:82:LEU:HD23	32:41:82:LEU:HA	1.84	0.40
26:1H:2056:G:H2'	26:1H:2056:G:N3	2.37	0.40
1:1G:414:A:H2'	1:1G:415:A:H8	1.85	0.40
26:14:464:U:H4'	54:L5:5:TRP:CZ3	2.57	0.40
26:1H:2679:A:C2	26:1H:2729:G:C2	3.09	0.40
1:13:691:G:H1'	1:13:696:A:N6	2.36	0.40
47:H8:44:PHE:CD1	47:H8:44:PHE:C	2.95	0.40
26:1H:247:G:H4'	26:1H:386:G:C5	2.56	0.40
26:14:1710:C:H4'	26:14:2858:C:O2	2.20	0.40
22:1L:55:PSU:H6	22:1L:55:PSU:O5'	2.05	0.40
26:1H:1925:C:C2'	26:1H:1926:U:H5'	2.50	0.40
41:75:20:PRO:HD2	41:75:86:ILE:HG23	2.03	0.40
12:3I:50:SER:O	12:3I:51:ALA:HB2	2.22	0.40
26:1H:1756:G:H1'	26:1H:1758:G:C2	2.57	0.40
26:1H:2821:A:OP2	39:98:3:HIS:NE2	2.53	0.40
36:68:78:ARG:HH11	36:68:78:ARG:HG2	1.87	0.40
1:1G:318:G:H2'	1:1G:319:G:H8	1.87	0.40
26:14:836:G:C5	26:14:837:C:C4	3.08	0.40
1:1G:570:G:H1'	1:1G:820:U:C4	2.57	0.40
26:1H:2011:U:H2'	26:1H:2012:G:O4'	2.22	0.40
3:2E:134:ILE:HD11	3:2E:153:VAL:HG23	2.04	0.40
26:1H:270:A:OP2	26:1H:270(Y):G:N1	2.41	0.40
26:1H:96:G:H4'	50:K8:48:HIS:CD2	2.56	0.40
1:13:674:G:N2	1:13:717:C:O2	2.54	0.40
1:1G:969:A:H2'	1:1G:970:C:O4'	2.21	0.40
26:14:969:U:OP1	51:H5:17:LYS:N	2.54	0.40
11:2A:31:THR:HA	11:2A:42:TRP:HA	2.03	0.40
30:29:38:THR:HG23	30:29:38:THR:H	1.65	0.40
1:1G:1338:G:C6	1:1G:1339:A:C6	3.09	0.40
23:2L:38:A:H2'	23:2L:39:A:O4'	2.20	0.40
15:6A:82:ILE:HB	15:6A:87:ILE:HB	2.03	0.40

Continued on next page...

Continued from previous page...

Atom-1	Atom-2	Interatomic distance (Å)	Clash overlap (Å)
47:H8:156:LYS:HG3	47:H8:158:PRO:HD3	2.02	0.40
32:41:18:GLU:O	32:41:22:ARG:HB2	2.21	0.40
47:D5:158:PRO:HB2	47:D5:160:GLY:H	1.85	0.40
44:E8:92:ARG:NH2	44:E8:94:ASP:HA	2.28	0.40
7:6E:28:ASN:HA	7:6E:31:MET:CE	2.51	0.40
32:41:101:ILE:O	32:41:105:LYS:HE3	2.22	0.40
2:12:11:LEU:CG	2:12:217:ARG:HH22	2.16	0.40
2:12:58:ILE:HG21	2:12:219:VAL:HG23	2.02	0.40
1:1G:1346:A:H61	1:1G:1374:A:H3'	1.86	0.40
1:13:144:G:C6	1:13:145:G:C4	3.10	0.40
1:13:131:C:H2'	1:13:132:C:C6	2.56	0.40
1:13:263:A:P	20:BI:79:ARG:HH11	2.44	0.40
8:7E:104:ARG:HD2	8:7E:138:TRP:CG	2.56	0.40
5:4E:80:ILE:HG13	8:7E:104:ARG:NH2	2.35	0.40
22:1K:52:G:H22	22:1K:62:C:H42	1.67	0.40
26:14:94:G:N2	50:G5:47:ASN:HD22	2.20	0.40
50:K8:63:VAL:HA	50:K8:66:GLU:CG	2.52	0.40
26:14:2152:G:C6	26:14:2153:G:H1'	2.56	0.40
26:14:2674:G:H4'	36:25:30:ALA:HB2	2.04	0.40
2:1E:16:HIS:ND1	2:1E:214:ILE:HG12	2.35	0.40
10:1A:23:ILE:O	10:1A:26:ALA:N	2.55	0.40
45:F8:35:THR:O	45:F8:39:ILE:HG13	2.22	0.40
3:22:70:VAL:O	3:22:106:VAL:HG23	2.21	0.40
1:1G:1319:A:OP1	19:AA:70:LYS:NZ	2.55	0.40
26:1H:2505:G:H2'	26:1H:2576:G:O6	2.21	0.40
35:58:94:HIS:HA	35:58:95:PRO:HD2	1.91	0.40
3:22:113:ALA:HB3	3:22:114:PRO:HD3	2.04	0.40
23:2K:17:C:H4'	23:2K:18:C:OP2	2.21	0.40
26:14:2190:G:H2'	26:14:2191:G:O4'	2.21	0.40
1:1G:390:C:O2'	16:7A:28:ARG:NH1	2.54	0.40
41:75:3:ARG:CZ	41:75:6:LEU:HD13	2.51	0.40
2:1E:87:ARG:NH1	2:1E:220:ASP:OD1	2.46	0.40
26:1H:2262:U:H4'	26:1H:2328:A:H2	1.87	0.40
1:13:1006:C:O2'	1:13:1007:C:O5'	2.32	0.40
26:14:2720:U:C2	26:14:2721:A:C8	3.09	0.40
26:14:2873:A:H3'	26:14:2874:C:C5	2.56	0.40
1:1G:1326:C:H2'	1:1G:1327:C:H6	1.86	0.40
30:29:7:VAL:HG12	30:29:8:LYS:N	2.37	0.40
26:14:2178:C:C2	26:14:2179:C:H5	2.39	0.40
26:1H:1170:G:H2'	26:1H:1171:G:H5'	2.04	0.40
26:14:2210:G:H3'	26:14:2211:G:C4	2.55	0.40

Continued on next page...

Continued from previous page...

Atom-1	Atom-2	Interatomic distance (Å)	Clash overlap (Å)
23:2L:2:G:N3	23:2L:2:G:H2'	2.37	0.40
26:1H:1275:A:H62	39:98:15:SER:HB3	1.87	0.40
5:42:35:GLY:HA3	5:42:112:LEU:HB3	2.02	0.40
22:1L:58:A:C8	22:1L:61:C:C4	3.09	0.40
26:14:1250:G:OP2	37:35:21:ARG:NH1	2.52	0.40
31:31:195:ASP:O	31:31:197:ASP:O	2.40	0.40
7:6E:77:SER:HB2	7:6E:85:TYR:O	2.21	0.40
1:1G:129(A):G:N2	1:1G:191(A):G:C5	2.89	0.40
7:6E:27:ILE:CD1	7:6E:40:ALA:HA	2.49	0.40
1:1G:929:G:H1	1:1G:1388:C:N4	2.18	0.40
26:1H:2516:G:C6	26:1H:2517:C:C4	3.09	0.40
26:14:2608:G:H5''	26:14:2609:U:OP1	2.21	0.40
42:C8:79:PHE:C	42:C8:79:PHE:CD1	2.95	0.40
34:61:79:ILE:HD13	34:61:79:ILE:HA	1.92	0.40
22:1L:76:A:N3	22:1L:76:A:H3'	2.36	0.40
39:98:2:ARG:O	39:98:5:LYS:HG2	2.22	0.40
26:14:1926:U:H2'	26:14:1928:A:OP2	2.21	0.40
1:1G:46:G:O2'	1:1G:365:U:H1'	2.22	0.40
26:14:375:C:H5''	26:14:408:G:H5''	2.03	0.40
26:14:1421:G:C2	26:14:1422:G:N7	2.89	0.40
26:1H:774:A:C2	26:1H:787:U:O2'	2.73	0.40
37:35:144:GLU:HA	37:35:145:PRO:HD3	1.95	0.40
6:52:68:PRO:HG2	6:52:71:ARG:HB2	2.03	0.40
1:13:724:G:H2'	1:13:725:G:H8	1.86	0.40
12:3I:42:THR:HG22	12:3I:54:LYS:HE3	2.04	0.40
33:51:137:ASP:CB	33:51:140:LYS:HB3	2.51	0.40
26:14:340:A:C2'	26:14:341:G:H5'	2.51	0.40
26:14:2736:G:N1	26:14:2737:G:C5	2.90	0.40
10:1A:47:PHE:O	10:1A:63:PHE:N	2.38	0.40
2:12:44:LEU:O	2:12:47:THR:OG1	2.28	0.40
1:1G:255:G:C2	1:1G:272:C:C2	3.10	0.40
26:1H:654(Q):C:H5'	26:1H:654(R):C:OP2	2.21	0.40
7:62:141:VAL:HA	7:62:142:GLU:HB2	2.03	0.40
41:75:27:THR:HB	41:75:89:VAL:CG2	2.51	0.40
26:14:2193:G:C6	26:14:2194:G:C5	3.09	0.40
26:1H:748:G:O6	26:1H:751:A:H5'	2.22	0.40
35:15:111:PRO:HA	35:15:114:ARG:CZ	2.51	0.40
32:49:37:VAL:N	32:49:94:LEU:O	2.54	0.40
26:14:2:G:N2	26:14:2900:A:N1	2.70	0.40
26:14:2090:G:C6	26:14:2091:U:C4	3.09	0.40
26:1H:2420:C:H6	26:1H:2420:C:O5'	2.04	0.40

Continued on next page...

Continued from previous page...

Atom-1	Atom-2	Interatomic distance (Å)	Clash overlap (Å)
50:G5:4:SER:HA	50:G5:6:VAL:N	2.36	0.40
1:13:828:A:H2'	1:13:829:G:O4'	2.21	0.40
37:78:91:PHE:CD2	37:78:99:LEU:HD21	2.56	0.40
26:14:1762:A:N6	60:14:3510:HOH:O	2.55	0.40
2:12:55:PHE:CE2	2:12:221:LEU:HD21	2.57	0.40
19:AI:18:LYS:HA	19:AI:18:LYS:HD2	1.92	0.40
37:35:52:GLU:C	37:35:52:GLU:CD	2.79	0.40
43:D8:35:LEU:HA	43:D8:35:LEU:HD22	1.77	0.40
26:1H:1447:G:H1'	26:1H:1545(A):A:H1'	2.03	0.40
1:13:1028(A):C:H1'	1:13:1033:G:N2	2.37	0.40
47:H8:7:ALA:HB3	47:H8:61:LEU:CB	2.50	0.40
26:14:2520:C:H41	26:14:2542:A:N6	2.17	0.40
26:14:2543:G:N3	26:14:2765:A:H2'	2.36	0.40
28:71:6:ARG:HA	28:71:34:THR:OG1	2.22	0.40
26:14:1111:A:H5''	26:14:1112:G:OP1	2.22	0.40
26:14:1118:C:H2'	26:14:1119:C:C6	2.57	0.40
26:1H:1145:C:H2'	26:1H:1146:C:C6	2.56	0.40
26:1H:1319:G:C6	26:1H:1320:C:N4	2.90	0.40
26:14:1012:U:O2	35:15:25:ARG:NH1	2.54	0.40
18:9I:59:SER:N	18:9I:62:GLU:HB2	2.27	0.40
46:G8:42:VAL:HG23	46:G8:43:ASN:N	2.36	0.40
43:D8:25:LEU:H	43:D8:92:THR:CG2	2.33	0.40
49:F5:92:LYS:O	49:F5:93:GLU:C	2.59	0.40
26:14:2721:A:H1'	26:14:2873:A:O2'	2.21	0.40
5:4E:43:LEU:CD1	5:4E:132:ALA:HB1	2.48	0.40
1:13:553:A:H5''	12:3I:24:VAL:HG21	2.04	0.40
45:B5:63:LYS:H	45:B5:63:LYS:HD2	1.87	0.40
26:14:2353:G:O5'	26:14:2353:G:H8	2.04	0.40
26:14:2364:C:H2'	26:14:2365:G:O4'	2.22	0.40
13:4A:70:LEU:O	13:4A:74:VAL:HG23	2.21	0.40
13:4A:67:GLU:O	13:4A:71:ARG:HG3	2.22	0.40
39:55:66:VAL:HG11	39:55:80:PHE:HE1	1.86	0.40
29:11:232:PRO:HB3	29:11:244:ARG:NH1	2.36	0.40
26:1H:1154:G:O5'	26:1H:1154:G:H8	2.05	0.40
20:BA:50:GLU:HA	20:BA:100:ILE:HG21	2.03	0.40
29:11:31:LYS:HD3	29:11:94:LEU:CD1	2.52	0.40
26:14:90:U:HO2'	26:14:91:A:P	2.44	0.40
1:1G:579:G:C5	1:1G:580:U:C5	3.10	0.40
35:15:15:LEU:HD13	35:15:16:ILE:N	2.37	0.40
35:15:16:ILE:HB	35:15:54:VAL:HG22	2.04	0.40
26:14:1106:G:H5'	26:14:1107:G:OP2	2.21	0.40

Continued on next page...

Continued from previous page...

Atom-1	Atom-2	Interatomic distance (Å)	Clash overlap (Å)
2:12:54:THR:HA	2:12:57:PHE:HB2	2.04	0.40
26:14:1793:C:H2'	26:14:1794:U:C6	2.57	0.40
1:13:317:G:C5	1:13:318:G:N7	2.90	0.40
11:2I:54:ARG:HG3	11:2I:54:ARG:H	1.63	0.40
1:13:1044:A:C6	1:13:1045:C:H1'	2.56	0.40
53:J5:41:PRO:HA	53:J5:42:PRO:HD3	1.96	0.40
26:14:2572:A:C8	30:29:144:ARG:HD3	2.56	0.40
8:72:68:ARG:CZ	8:72:74:PRO:HB3	2.52	0.40
26:14:2029:G:H2'	26:14:2031:A:OP1	2.21	0.40
26:14:270(S):G:H4'	49:F5:78:LYS:NZ	2.36	0.40
26:14:764:A:H5'	29:19:210:GLY:HA2	2.02	0.40
26:14:657:U:H2'	26:14:658:C:C6	2.56	0.40
53:J5:54:GLY:O	53:J5:55:ARG:NH1	2.55	0.40
24:3L:11:C:N4	24:3L:13:C:H41	2.20	0.40
31:31:123:LEU:HD12	31:31:124:LEU:N	2.36	0.40
14:5A:24:CYS:HB2	14:5A:33:VAL:HG12	2.04	0.40
34:69:128:LEU:O	34:69:137:PRO:HA	2.21	0.40
15:6I:10:LYS:HZ3	15:6I:14:GLU:HB2	1.87	0.40
26:14:1366:A:C2	26:14:1367:A:H1'	2.57	0.40
26:14:642:G:C3'	26:14:642:G:C8	3.03	0.40
27:1J:117:G:H8	27:1J:117:G:O5'	2.05	0.40
26:14:284:U:H2'	26:14:285:C:C6	2.57	0.40
10:1A:48:THR:HA	10:1A:62:HIS:HB3	2.03	0.40
34:61:124:GLY:H	34:61:142:VAL:CG2	2.34	0.40
24:3L:40:C:H2'	24:3L:41:A:H8	1.86	0.40
33:51:118:PRO:HD2	33:51:121:ILE:HG21	2.02	0.40
26:14:2728:U:H2'	26:14:2729:G:C8	2.56	0.40
23:2L:38:A:H2'	23:2L:39:A:C8	2.56	0.40
27:16:29:A:OP2	40:A8:31:SER:HB2	2.21	0.40
26:14:1385:G:O2'	26:14:1396:U:C6	2.68	0.40
26:1H:2496:C:C2'	26:1H:2497:A:H5'	2.50	0.40
29:11:240:ALA:HB1	60:11:407:HOH:O	2.21	0.40
3:2E:71:ALA:HA	3:2E:106:VAL:HB	2.03	0.40
50:G5:23:LYS:HG3	50:G5:24:LEU:N	2.37	0.40
3:22:153:VAL:O	3:22:165:THR:HG23	2.22	0.40
3:22:153:VAL:HA	3:22:197:GLY:O	2.21	0.40
30:21:27:LEU:HD12	30:21:180:ASN:O	2.22	0.40
1:1G:575:G:OP1	1:1G:575:G:H4'	2.21	0.40
47:D5:70:LEU:HA	47:D5:70:LEU:HD23	1.88	0.40
26:1H:322:A:H3'	31:31:169:ASN:OD1	2.21	0.40
26:1H:239:U:H2'	26:1H:240:G:C8	2.56	0.40

Continued on next page...

Continued from previous page...

Atom-1	Atom-2	Interatomic distance (Å)	Clash overlap (Å)
23:2K:50:G:H2'	23:2K:51:U:O4'	2.21	0.40

All (1) symmetry-related close contacts are listed below. The label for Atom-2 includes the symmetry operator and encoded unit-cell translations to be applied.

Atom-1	Atom-2	Interatomic distance (Å)	Clash overlap (Å)
1:1G:82:U:O2'	26:14:271(C):U:O4[3_545]	2.16	0.04

5.3 Torsion angles [i](#)

5.3.1 Protein backbone [i](#)

In the following table, the Percentiles column shows the percent Ramachandran outliers of the chain as a percentile score with respect to all X-ray entries followed by that with respect to entries of similar resolution.

The Analysed column shows the number of residues for which the backbone conformation was analysed, and the total number of residues.

Mol	Chain	Analysed	Favoured	Allowed	Outliers	Percentiles	
2	12	206/256 (80%)	171 (83%)	30 (15%)	5 (2%)	7	33
2	1E	227/256 (89%)	188 (83%)	36 (16%)	3 (1%)	15	50
3	22	192/239 (80%)	172 (90%)	20 (10%)	0	100	100
3	2E	203/239 (85%)	185 (91%)	18 (9%)	0	100	100
4	32	206/209 (99%)	175 (85%)	29 (14%)	2 (1%)	19	58
4	3E	205/209 (98%)	188 (92%)	15 (7%)	2 (1%)	19	58
5	42	146/162 (90%)	135 (92%)	10 (7%)	1 (1%)	26	65
5	4E	147/162 (91%)	139 (95%)	7 (5%)	1 (1%)	26	65
6	52	99/101 (98%)	93 (94%)	6 (6%)	0	100	100
6	5E	98/101 (97%)	92 (94%)	6 (6%)	0	100	100
7	62	134/156 (86%)	122 (91%)	12 (9%)	0	100	100
7	6E	152/156 (97%)	144 (95%)	8 (5%)	0	100	100
8	72	135/138 (98%)	124 (92%)	10 (7%)	1 (1%)	26	65
8	7E	136/138 (99%)	124 (91%)	11 (8%)	1 (1%)	26	65
9	82	119/128 (93%)	111 (93%)	7 (6%)	1 (1%)	24	63

Continued on next page...

Continued from previous page...

Mol	Chain	Analysed	Favoured	Allowed	Outliers	Percentiles	
9	8E	124/128 (97%)	106 (86%)	16 (13%)	2 (2%)	12	44
10	1A	76/105 (72%)	70 (92%)	6 (8%)	0	100	100
10	1I	89/105 (85%)	80 (90%)	9 (10%)	0	100	100
11	2A	111/129 (86%)	100 (90%)	9 (8%)	2 (2%)	11	42
11	2I	109/129 (84%)	98 (90%)	9 (8%)	2 (2%)	11	42
12	3A	120/132 (91%)	98 (82%)	19 (16%)	3 (2%)	7	32
12	3I	120/132 (91%)	105 (88%)	14 (12%)	1 (1%)	24	63
13	4A	109/126 (86%)	93 (85%)	15 (14%)	1 (1%)	21	61
13	4I	117/126 (93%)	95 (81%)	22 (19%)	0	100	100
14	5A	57/61 (93%)	48 (84%)	8 (14%)	1 (2%)	11	42
14	5I	58/61 (95%)	48 (83%)	8 (14%)	2 (3%)	5	25
15	6A	85/89 (96%)	78 (92%)	7 (8%)	0	100	100
15	6I	85/89 (96%)	77 (91%)	7 (8%)	1 (1%)	16	52
16	7A	82/88 (93%)	77 (94%)	5 (6%)	0	100	100
16	7I	81/88 (92%)	78 (96%)	3 (4%)	0	100	100
17	8A	97/105 (92%)	92 (95%)	5 (5%)	0	100	100
17	8I	98/105 (93%)	92 (94%)	6 (6%)	0	100	100
18	9A	65/88 (74%)	61 (94%)	4 (6%)	0	100	100
18	9I	66/88 (75%)	62 (94%)	2 (3%)	2 (3%)	5	28
19	AA	56/93 (60%)	47 (84%)	7 (12%)	2 (4%)	4	24
19	AI	80/93 (86%)	67 (84%)	10 (12%)	3 (4%)	4	22
20	BA	97/106 (92%)	86 (89%)	9 (9%)	2 (2%)	9	37
20	BI	95/106 (90%)	84 (88%)	11 (12%)	0	100	100
21	1B	20/27 (74%)	19 (95%)	1 (5%)	0	100	100
21	1F	21/27 (78%)	20 (95%)	1 (5%)	0	100	100
28	7I	129/229 (56%)	119 (92%)	10 (8%)	0	100	100
28	79	45/229 (20%)	41 (91%)	4 (9%)	0	100	100
29	11	271/276 (98%)	243 (90%)	19 (7%)	9 (3%)	5	26
29	19	272/276 (99%)	242 (89%)	23 (8%)	7 (3%)	7	32
30	21	201/206 (98%)	158 (79%)	35 (17%)	8 (4%)	4	21
30	29	202/206 (98%)	157 (78%)	37 (18%)	8 (4%)	4	21

Continued on next page...

Continued from previous page...

Mol	Chain	Analysed	Favoured	Allowed	Outliers	Percentiles	
31	31	200/210 (95%)	183 (92%)	14 (7%)	3 (2%)	13	46
31	39	202/210 (96%)	155 (77%)	40 (20%)	7 (4%)	4	24
32	41	177/182 (97%)	154 (87%)	21 (12%)	2 (1%)	17	55
32	49	177/182 (97%)	152 (86%)	23 (13%)	2 (1%)	17	55
33	51	169/180 (94%)	135 (80%)	25 (15%)	9 (5%)	2	14
33	59	63/180 (35%)	48 (76%)	13 (21%)	2 (3%)	5	26
34	61	144/148 (97%)	120 (83%)	22 (15%)	2 (1%)	14	48
34	69	143/148 (97%)	114 (80%)	28 (20%)	1 (1%)	26	65
35	15	136/140 (97%)	122 (90%)	13 (10%)	1 (1%)	26	65
35	58	136/140 (97%)	114 (84%)	18 (13%)	4 (3%)	6	29
36	25	120/122 (98%)	113 (94%)	7 (6%)	0	100	100
36	68	120/122 (98%)	114 (95%)	6 (5%)	0	100	100
37	35	145/150 (97%)	115 (79%)	25 (17%)	5 (3%)	5	25
37	78	145/150 (97%)	117 (81%)	24 (17%)	4 (3%)	6	30
38	45	136/141 (96%)	115 (85%)	18 (13%)	3 (2%)	8	36
38	88	139/141 (99%)	118 (85%)	17 (12%)	4 (3%)	6	29
39	55	116/118 (98%)	109 (94%)	6 (5%)	1 (1%)	21	61
39	98	116/118 (98%)	100 (86%)	15 (13%)	1 (1%)	21	61
40	65	108/112 (96%)	84 (78%)	23 (21%)	1 (1%)	21	61
40	A8	109/112 (97%)	87 (80%)	22 (20%)	0	100	100
41	75	131/146 (90%)	121 (92%)	10 (8%)	0	100	100
41	B8	130/146 (89%)	115 (88%)	14 (11%)	1 (1%)	24	63
42	85	114/118 (97%)	105 (92%)	7 (6%)	2 (2%)	11	42
42	C8	113/118 (96%)	103 (91%)	7 (6%)	3 (3%)	6	31
43	95	98/101 (97%)	73 (74%)	20 (20%)	5 (5%)	2	15
43	D8	98/101 (97%)	86 (88%)	8 (8%)	4 (4%)	3	20
44	A5	109/113 (96%)	103 (94%)	4 (4%)	2 (2%)	11	42
44	E8	110/113 (97%)	103 (94%)	7 (6%)	0	100	100
45	B5	92/96 (96%)	81 (88%)	9 (10%)	2 (2%)	8	36
45	F8	93/96 (97%)	84 (90%)	9 (10%)	0	100	100
46	C5	103/110 (94%)	72 (70%)	24 (23%)	7 (7%)	1	8

Continued on next page...

Continued from previous page...

Mol	Chain	Analysed	Favoured	Allowed	Outliers	Percentiles	
46	G8	103/110 (94%)	87 (84%)	13 (13%)	3 (3%)	6	29
47	D5	128/206 (62%)	104 (81%)	20 (16%)	4 (3%)	5	27
47	H8	169/206 (82%)	136 (80%)	26 (15%)	7 (4%)	3	20
48	E5	75/85 (88%)	67 (89%)	5 (7%)	3 (4%)	4	21
48	I8	74/85 (87%)	69 (93%)	5 (7%)	0	100	100
49	F5	92/98 (94%)	85 (92%)	5 (5%)	2 (2%)	8	36
49	J8	92/98 (94%)	84 (91%)	7 (8%)	1 (1%)	17	55
50	G5	66/72 (92%)	62 (94%)	2 (3%)	2 (3%)	5	28
50	K8	66/72 (92%)	59 (89%)	4 (6%)	3 (4%)	3	17
51	H5	56/60 (93%)	52 (93%)	4 (7%)	0	100	100
51	L8	56/60 (93%)	54 (96%)	2 (4%)	0	100	100
52	M8	45/71 (63%)	31 (69%)	13 (29%)	1 (2%)	8	36
53	J5	54/60 (90%)	50 (93%)	4 (7%)	0	100	100
53	N8	46/60 (77%)	43 (94%)	3 (6%)	0	100	100
54	L5	45/49 (92%)	42 (93%)	3 (7%)	0	100	100
54	P8	45/49 (92%)	41 (91%)	4 (9%)	0	100	100
55	M5	62/65 (95%)	50 (81%)	9 (14%)	3 (5%)	3	17
55	Q8	62/65 (95%)	51 (82%)	8 (13%)	3 (5%)	3	17
All	All	10971/12333 (89%)	9586 (87%)	1202 (11%)	183 (2%)	11	43

All (183) Ramachandran outliers are listed below:

Mol	Chain	Res	Type
9	8E	127	LYS
18	9I	22	VAL
29	11	28	GLU
29	11	40	THR
30	21	83	ASP
33	51	10	PRO
39	98	11	ASN
42	C8	89	GLU
46	G8	81	LYS
50	K8	48	HIS
55	Q8	52	LYS
2	12	219	VAL
9	82	118	LYS

Continued on next page...

Continued from previous page...

Mol	Chain	Res	Type
20	BA	73	HIS
29	19	237	GLU
30	29	25	VAL
31	39	28	ILE
31	39	84	VAL
38	45	27	VAL
39	55	107	ASP
43	95	45	THR
47	D5	53	ILE
48	E5	33	ALA
49	F5	30	VAL
50	G5	48	HIS
55	M5	49	VAL
2	1E	238	LEU
4	3E	90	GLY
8	7E	86	ILE
12	3I	48	PRO
29	11	3	VAL
29	11	237	GLU
29	11	273	ARG
30	21	79	ARG
33	51	157	TYR
37	78	25	SER
38	88	66	ILE
42	C8	93	LYS
46	G8	54	LYS
47	H8	6	LYS
47	H8	165	VAL
2	12	32	ILE
11	2A	48	ILE
12	3A	18	VAL
30	29	51	PHE
30	29	59	VAL
30	29	81	ILE
31	39	25	PRO
31	39	132	VAL
34	69	113	ARG
37	35	15	ARG
43	95	44	LYS
46	C5	29	GLU
47	D5	165	VAL
55	M5	34	TRP

Continued on next page...

Continued from previous page...

Mol	Chain	Res	Type
55	M5	35	GLN
14	5I	14	PRO
30	21	118	LYS
32	41	97	ASP
34	61	145	VAL
35	58	128	HIS
37	78	6	LEU
38	88	6	ARG
38	88	7	MET
38	88	134	ARG
43	D8	45	THR
47	H8	60	GLU
52	M8	5	ILE
55	Q8	35	GLN
55	Q8	53	PRO
20	BA	49	ALA
29	19	44	ASN
29	19	273	ARG
29	19	274	ARG
31	39	124	LEU
35	15	128	HIS
38	45	78	PRO
38	45	81	VAL
40	65	87	PHE
43	95	80	GLN
45	B5	68	ARG
9	8E	94	ALA
29	11	122	ASP
30	21	78	LEU
33	51	169	VAL
35	58	97	ARG
35	58	135	PRO
42	C8	90	VAL
47	H8	61	LEU
50	K8	43	GLN
2	12	220	ASP
11	2A	101	SER
14	5A	29	ARG
19	AA	9	VAL
30	29	9	VAL
30	29	26	ILE
31	39	167	ALA

Continued on next page...

Continued from previous page...

Mol	Chain	Res	Type
37	35	35	HIS
37	35	57	THR
44	A5	44	ALA
46	C5	17	SER
47	D5	60	GLU
47	D5	161	VAL
48	E5	44	ARG
49	F5	93	GLU
50	G5	47	ASN
19	AI	67	VAL
29	11	29	PRO
29	11	123	ALA
30	21	56	PRO
31	31	23	ASP
33	51	137	ASP
33	51	138	LYS
34	61	133	HIS
41	B8	106	SER
43	D8	49	THR
46	G8	53	PRO
47	H8	59	LEU
50	K8	47	ASN
4	32	73	ARG
5	42	60	TYR
12	3A	19	ARG
29	19	39	LYS
29	19	118	VAL
32	49	149	VAL
37	35	6	LEU
42	85	93	LYS
46	C5	63	LYS
46	C5	99	CYS
2	1E	230	VAL
4	3E	89	THR
14	5I	13	THR
30	21	55	ASN
30	21	89	ASP
32	41	5	VAL
33	51	12	PRO
33	51	154	PRO
33	51	167	GLU
49	J8	76	ARG

Continued on next page...

Continued from previous page...

Mol	Chain	Res	Type
30	29	77	ILE
31	39	128	ALA
37	35	34	GLY
46	C5	92	ASN
11	2I	82	VAL
19	AI	41	VAL
30	21	21	VAL
31	31	24	LEU
2	12	223	ILE
4	32	28	SER
8	72	73	ASP
12	3A	47	LYS
29	19	3	VAL
43	95	72	VAL
2	1E	214	ILE
15	6I	36	ILE
35	58	95	PRO
43	D8	47	VAL
2	12	39	ILE
13	4A	84	ILE
19	AA	67	VAL
30	29	62	PRO
32	49	5	VAL
45	B5	51	VAL
11	2I	108	ILE
29	11	240	ALA
37	78	7	ARG
37	78	95	VAL
43	D8	48	GLY
47	H8	53	ILE
47	H8	141	VAL
43	95	99	ILE
48	E5	63	VAL
5	4E	115	VAL
31	31	132	VAL
33	59	167	GLU
33	59	169	VAL
42	85	90	VAL
44	A5	59	VAL
46	C5	55	TYR
18	9I	39	VAL
19	AI	9	VAL

Continued on next page...

Continued from previous page...

Mol	Chain	Res	Type
33	51	127	GLU
46	C5	3	VAL

5.3.2 Protein sidechains ⓘ

In the following table, the Percentiles column shows the percent sidechain outliers of the chain as a percentile score with respect to all X-ray entries followed by that with respect to entries of similar resolution.

The Analysed column shows the number of residues for which the sidechain conformation was analysed, and the total number of residues.

Mol	Chain	Analysed	Rotameric	Outliers	Percentiles	
2	12	182/220 (83%)	170 (93%)	12 (7%)	21	56
2	1E	200/220 (91%)	186 (93%)	14 (7%)	19	54
3	22	154/188 (82%)	143 (93%)	11 (7%)	18	54
3	2E	159/188 (85%)	150 (94%)	9 (6%)	25	62
4	32	180/181 (99%)	168 (93%)	12 (7%)	20	56
4	3E	180/181 (99%)	166 (92%)	14 (8%)	16	49
5	42	114/123 (93%)	105 (92%)	9 (8%)	15	49
5	4E	115/123 (94%)	112 (97%)	3 (3%)	54	83
6	52	90/90 (100%)	85 (94%)	5 (6%)	26	62
6	5E	90/90 (100%)	87 (97%)	3 (3%)	45	79
7	62	114/127 (90%)	107 (94%)	7 (6%)	23	59
7	6E	125/127 (98%)	117 (94%)	8 (6%)	22	57
8	72	118/119 (99%)	109 (92%)	9 (8%)	16	51
8	7E	119/119 (100%)	109 (92%)	10 (8%)	14	46
9	82	92/99 (93%)	78 (85%)	14 (15%)	3	14
9	8E	97/99 (98%)	87 (90%)	10 (10%)	9	32
10	1A	71/92 (77%)	61 (86%)	10 (14%)	4	18
10	1I	81/92 (88%)	75 (93%)	6 (7%)	17	51
11	2A	85/99 (86%)	83 (98%)	2 (2%)	57	84
11	2I	84/99 (85%)	80 (95%)	4 (5%)	31	69
12	3A	103/109 (94%)	93 (90%)	10 (10%)	10	36
12	3I	103/109 (94%)	95 (92%)	8 (8%)	16	49

Continued on next page...

Continued from previous page...

Mol	Chain	Analysed	Rotameric	Outliers	Percentiles	
13	4A	91/101 (90%)	82 (90%)	9 (10%)	10	34
13	4I	94/101 (93%)	87 (93%)	7 (7%)	17	51
14	5A	49/50 (98%)	44 (90%)	5 (10%)	9	33
14	5I	49/50 (98%)	49 (100%)	0	100	100
15	6A	79/80 (99%)	76 (96%)	3 (4%)	40	76
15	6I	79/80 (99%)	73 (92%)	6 (8%)	16	51
16	7A	72/74 (97%)	69 (96%)	3 (4%)	36	73
16	7I	72/74 (97%)	66 (92%)	6 (8%)	14	46
17	8A	94/97 (97%)	93 (99%)	1 (1%)	80	93
17	8I	95/97 (98%)	90 (95%)	5 (5%)	28	64
18	9A	58/77 (75%)	55 (95%)	3 (5%)	29	65
18	9I	58/77 (75%)	55 (95%)	3 (5%)	29	65
19	AA	52/80 (65%)	48 (92%)	4 (8%)	16	50
19	AI	71/80 (89%)	70 (99%)	1 (1%)	74	90
20	BA	76/82 (93%)	74 (97%)	2 (3%)	54	83
20	BI	75/82 (92%)	72 (96%)	3 (4%)	38	75
21	1B	17/22 (77%)	17 (100%)	0	100	100
21	1F	18/22 (82%)	15 (83%)	3 (17%)	3	11
28	7I	109/181 (60%)	102 (94%)	7 (6%)	22	57
28	79	48/181 (26%)	44 (92%)	4 (8%)	14	46
29	11	214/218 (98%)	199 (93%)	15 (7%)	19	54
29	19	214/218 (98%)	201 (94%)	13 (6%)	23	59
30	21	165/166 (99%)	158 (96%)	7 (4%)	36	73
30	29	165/166 (99%)	154 (93%)	11 (7%)	20	56
31	31	161/166 (97%)	155 (96%)	6 (4%)	41	76
31	39	163/166 (98%)	152 (93%)	11 (7%)	20	56
32	41	153/156 (98%)	140 (92%)	13 (8%)	13	45
32	49	153/156 (98%)	139 (91%)	14 (9%)	11	40
33	51	142/148 (96%)	134 (94%)	8 (6%)	26	62
33	59	56/148 (38%)	52 (93%)	4 (7%)	18	54
34	61	122/124 (98%)	111 (91%)	11 (9%)	12	41

Continued on next page...

Continued from previous page...

Mol	Chain	Analysed	Rotameric	Outliers	Percentiles	
34	69	122/124 (98%)	115 (94%)	7 (6%)	25	62
35	15	117/119 (98%)	113 (97%)	4 (3%)	44	79
35	58	117/119 (98%)	109 (93%)	8 (7%)	20	55
36	25	100/100 (100%)	93 (93%)	7 (7%)	19	54
36	68	100/100 (100%)	95 (95%)	5 (5%)	30	67
37	35	114/116 (98%)	105 (92%)	9 (8%)	15	49
37	78	114/116 (98%)	102 (90%)	12 (10%)	8	31
38	45	109/111 (98%)	103 (94%)	6 (6%)	27	63
38	88	109/111 (98%)	103 (94%)	6 (6%)	27	63
39	55	101/101 (100%)	95 (94%)	6 (6%)	24	60
39	98	101/101 (100%)	96 (95%)	5 (5%)	30	67
40	65	87/88 (99%)	79 (91%)	8 (9%)	11	40
40	A8	87/88 (99%)	83 (95%)	4 (5%)	33	70
41	75	117/127 (92%)	110 (94%)	7 (6%)	24	60
41	B8	116/127 (91%)	105 (90%)	11 (10%)	11	38
42	85	93/94 (99%)	89 (96%)	4 (4%)	35	72
42	C8	92/94 (98%)	82 (89%)	10 (11%)	8	30
43	95	82/82 (100%)	77 (94%)	5 (6%)	23	59
43	D8	82/82 (100%)	79 (96%)	3 (4%)	41	76
44	A5	91/92 (99%)	88 (97%)	3 (3%)	45	79
44	E8	91/92 (99%)	86 (94%)	5 (6%)	27	63
45	B5	74/78 (95%)	70 (95%)	4 (5%)	27	64
45	F8	75/78 (96%)	72 (96%)	3 (4%)	38	75
46	C5	85/91 (93%)	79 (93%)	6 (7%)	18	54
46	G8	85/91 (93%)	83 (98%)	2 (2%)	57	84
47	D5	118/179 (66%)	109 (92%)	9 (8%)	16	51
47	H8	152/179 (85%)	142 (93%)	10 (7%)	21	56
48	E5	61/67 (91%)	57 (93%)	4 (7%)	21	56
48	I8	61/67 (91%)	61 (100%)	0	100	100
49	F5	79/83 (95%)	76 (96%)	3 (4%)	40	76
49	J8	79/83 (95%)	74 (94%)	5 (6%)	22	58

Continued on next page...

Continued from previous page...

Mol	Chain	Analysed	Rotameric	Outliers	Percentiles	
50	G5	62/67 (92%)	57 (92%)	5 (8%)	15	47
50	K8	62/67 (92%)	60 (97%)	2 (3%)	46	79
51	H5	50/52 (96%)	45 (90%)	5 (10%)	9	34
51	L8	50/52 (96%)	50 (100%)	0	100	100
52	M8	42/63 (67%)	36 (86%)	6 (14%)	4	17
53	J5	48/52 (92%)	41 (85%)	7 (15%)	4	16
53	N8	43/52 (83%)	40 (93%)	3 (7%)	19	54
54	L5	38/42 (90%)	37 (97%)	1 (3%)	54	83
54	P8	38/42 (90%)	36 (95%)	2 (5%)	28	64
55	M5	54/55 (98%)	51 (94%)	3 (6%)	26	62
55	Q8	54/55 (98%)	50 (93%)	4 (7%)	17	51
All	All	9272/10193 (91%)	8675 (94%)	597 (6%)	22	57

All (597) residues with a non-rotameric sidechain are listed below:

Mol	Chain	Res	Type
2	1E	8	LYS
2	1E	24	TRP
2	1E	28	PHE
2	1E	83	MET
2	1E	86	GLU
2	1E	87	ARG
2	1E	122	PHE
2	1E	126	GLU
2	1E	135	GLN
2	1E	160	ASP
2	1E	163	PHE
2	1E	178	ARG
2	1E	191	ASP
2	1E	236	TYR
3	2E	36	ASP
3	2E	48	TYR
3	2E	79	ARG
3	2E	102	ASN
3	2E	131	ARG
3	2E	136	GLN
3	2E	166	GLU
3	2E	167	TRP

Continued on next page...

Continued from previous page...

Mol	Chain	Res	Type
3	2E	190	ARG
4	3E	10	ARG
4	3E	12	CYS
4	3E	38	TYR
4	3E	46	LYS
4	3E	47	ARG
4	3E	50	ARG
4	3E	59	ARG
4	3E	61	LYS
4	3E	93	PHE
4	3E	106	TYR
4	3E	122	ARG
4	3E	160	GLN
4	3E	168	ARG
4	3E	187	ARG
5	4E	31	LEU
5	4E	147	ASP
5	4E	153	LYS
6	5E	41	GLU
6	5E	55	ASP
6	5E	64	GLN
7	6E	5	ARG
7	6E	8	GLU
7	6E	20	ASP
7	6E	52	GLU
7	6E	78	ARG
7	6E	95	ARG
7	6E	149	ARG
7	6E	155	ARG
8	7E	12	ARG
8	7E	18	ARG
8	7E	31	PHE
8	7E	52	ASP
8	7E	60	ARG
8	7E	65	TYR
8	7E	84	ARG
8	7E	98	LYS
8	7E	102	ARG
8	7E	112	LEU
9	8E	9	ARG
9	8E	10	ARG
9	8E	34	ASN

Continued on next page...

Continued from previous page...

Mol	Chain	Res	Type
9	8E	70	LYS
9	8E	83	ARG
9	8E	92	TYR
9	8E	105	ASP
9	8E	113	LYS
9	8E	118	LYS
9	8E	121	ARG
10	1I	16	LEU
10	1I	25	GLU
10	1I	55	LYS
10	1I	58	ASP
10	1I	62	HIS
10	1I	76	ASN
11	2I	18	ARG
11	2I	54	ARG
11	2I	75	TYR
11	2I	111	ASP
12	3I	8	ASN
12	3I	19	ARG
12	3I	20	LYS
12	3I	33	ARG
12	3I	47	LYS
12	3I	54	LYS
12	3I	79	GLU
12	3I	115	LYS
13	4I	11	ARG
13	4I	47	ASP
13	4I	64	TRP
13	4I	65	LYS
13	4I	70	LEU
13	4I	102	ARG
13	4I	106	ASN
15	6I	14	GLU
15	6I	38	ARG
15	6I	39	LEU
15	6I	62	GLN
15	6I	65	ARG
15	6I	78	TYR
16	7I	8	ARG
16	7I	18	ARG
16	7I	47	ASP
16	7I	68	ASP

Continued on next page...

Continued from previous page...

Mol	Chain	Res	Type
16	7I	72	ARG
16	7I	76	GLN
17	8I	4	LYS
17	8I	52	LYS
17	8I	63	ARG
17	8I	68	ARG
17	8I	101	ARG
18	9I	26	LEU
18	9I	31	LEU
18	9I	85	LEU
19	AI	13	ASP
20	BI	42	GLN
20	BI	83	ARG
20	BI	86	ARG
21	1F	6	ARG
21	1F	15	ARG
21	1F	24	ARG
28	7I	6	ARG
28	7I	44	HIS
28	7I	55	ASP
28	7I	172	HIS
28	7I	180	PHE
28	7I	208	PHE
28	7I	218	MET
29	11	13	ARG
29	11	20	ASP
29	11	33	LEU
29	11	35	LYS
29	11	37	LEU
29	11	38	LYS
29	11	39	LYS
29	11	46	GLN
29	11	88	ARG
29	11	95	LEU
29	11	154	LYS
29	11	211	ARG
29	11	233	HIS
29	11	260	ARG
29	11	264	LYS
30	21	78	LEU
30	21	79	ARG
30	21	101	ARG

Continued on next page...

Continued from previous page...

Mol	Chain	Res	Type
30	21	111	ARG
30	21	113	PHE
30	21	144	ARG
30	21	202	LYS
31	31	7	TYR
31	31	72	ARG
31	31	164	ARG
31	31	181	LEU
31	31	188	ARG
31	31	203	GLN
32	41	51	ARG
32	41	58	GLN
32	41	60	LEU
32	41	67	LYS
32	41	79	ASN
32	41	80	PHE
32	41	95	ARG
32	41	97	ASP
32	41	116	ASP
32	41	118	ARG
32	41	133	LEU
32	41	139	LEU
32	41	155	MET
33	51	3	ARG
33	51	7	LEU
33	51	41	MET
33	51	42	ARG
33	51	83	TYR
33	51	104	GLU
33	51	116	GLU
33	51	139	GLN
34	61	17	GLN
34	61	20	ASP
34	61	25	TYR
34	61	38	LEU
34	61	41	GLU
34	61	50	ARG
34	61	64	GLU
34	61	77	LEU
34	61	85	GLU
34	61	87	LYS
34	61	95	LYS

Continued on next page...

Continued from previous page...

Mol	Chain	Res	Type
35	58	7	LYS
35	58	48	MET
35	58	58	ASP
35	58	99	LEU
35	58	119	ARG
35	58	131	GLN
35	58	134	ARG
35	58	136	GLU
36	68	3	GLN
36	68	8	LEU
36	68	53	LYS
36	68	64	ARG
36	68	78	ARG
37	78	1	MET
37	78	4	SER
37	78	5	ASP
37	78	14	LYS
37	78	15	ARG
37	78	41	ARG
37	78	61	ARG
37	78	65	ARG
37	78	79	ARG
37	78	98	GLU
37	78	135	LEU
37	78	144	GLU
38	88	5	ARG
38	88	10	ARG
38	88	45	GLN
38	88	58	PHE
38	88	83	MET
38	88	119	ARG
39	98	9	LYS
39	98	24	GLN
39	98	98	LEU
39	98	103	ARG
39	98	105	ARG
40	A8	17	ARG
40	A8	58	LEU
40	A8	73	LEU
40	A8	89	ARG
41	B8	6	LEU
41	B8	16	ARG

Continued on next page...

Continued from previous page...

Mol	Chain	Res	Type
41	B8	23	ARG
41	B8	43	GLN
41	B8	44	ASP
41	B8	53	ARG
41	B8	58	ASN
41	B8	85	LYS
41	B8	108	ARG
41	B8	111	ARG
41	B8	112	ARG
42	C8	5	LYS
42	C8	18	LEU
42	C8	51	LYS
42	C8	70	ARG
42	C8	72	HIS
42	C8	74	LEU
42	C8	79	PHE
42	C8	89	GLU
42	C8	94	ASN
42	C8	108	GLU
43	D8	6	LYS
43	D8	21	ARG
43	D8	53	GLU
44	E8	51	LEU
44	E8	52	GLU
44	E8	66	GLU
44	E8	88	ARG
44	E8	92	ARG
45	F8	53	LYS
45	F8	65	ARG
45	F8	76	ARG
46	G8	55	TYR
46	G8	86	ARG
47	H8	1	MET
47	H8	2	GLU
47	H8	6	LYS
47	H8	77	ASP
47	H8	80	ARG
47	H8	81	ARG
47	H8	121	HIS
47	H8	123	ASP
47	H8	132	ASN
47	H8	154	ASP

Continued on next page...

Continued from previous page...

Mol	Chain	Res	Type
49	J8	33	LYS
49	J8	41	ARG
49	J8	61	ARG
49	J8	78	LYS
49	J8	81	LYS
50	K8	7	ARG
50	K8	48	HIS
52	M8	1	MET
52	M8	2	LYS
52	M8	18	CYS
52	M8	25	TYR
52	M8	32	TYR
52	M8	42	PHE
53	N8	3	LYS
53	N8	37	LYS
53	N8	49	CYS
54	P8	8	ASN
54	P8	32	LYS
55	Q8	30	ARG
55	Q8	31	HIS
55	Q8	34	TRP
55	Q8	46	ARG
2	12	17	PHE
2	12	24	TRP
2	12	31	TYR
2	12	36	ARG
2	12	37	ASN
2	12	111	ARG
2	12	118	LEU
2	12	122	PHE
2	12	158	LEU
2	12	175	ARG
2	12	179	LYS
2	12	220	ASP
3	22	11	ARG
3	22	12	LEU
3	22	16	ARG
3	22	22	TRP
3	22	29	TYR
3	22	45	LYS
3	22	59	ARG
3	22	88	ARG

Continued on next page...

Continued from previous page...

Mol	Chain	Res	Type
3	22	164	ARG
3	22	179	ARG
3	22	190	ARG
4	32	4	TYR
4	32	12	CYS
4	32	24	GLU
4	32	47	ARG
4	32	53	ASP
4	32	73	ARG
4	32	134	ASP
4	32	138	TYR
4	32	168	ARG
4	32	187	ARG
4	32	193	ASP
4	32	209	ARG
5	42	10	MET
5	42	45	PHE
5	42	47	LYS
5	42	50	GLU
5	42	61	TYR
5	42	68	GLU
5	42	78	HIS
5	42	79	GLU
5	42	107	ARG
6	52	7	ASN
6	52	28	ARG
6	52	46	ARG
6	52	54	LYS
6	52	64	GLN
7	62	15	ASP
7	62	51	GLN
7	62	60	LYS
7	62	72	ARG
7	62	97	GLN
7	62	142	GLU
7	62	143	ARG
8	72	25	ASP
8	72	50	ARG
8	72	56	LYS
8	72	73	ASP
8	72	82	HIS
8	72	102	ARG

Continued on next page...

Continued from previous page...

Mol	Chain	Res	Type
8	72	116	LYS
8	72	121	ASP
8	72	126	LYS
9	82	10	ARG
9	82	33	PHE
9	82	35	GLU
9	82	36	TYR
9	82	42	ARG
9	82	54	ASP
9	82	56	LEU
9	82	60	ASP
9	82	88	TYR
9	82	89	ASN
9	82	95	LYS
9	82	113	LYS
9	82	117	HIS
9	82	125	TYR
10	1A	13	HIS
10	1A	17	ASP
10	1A	29	ARG
10	1A	43	ARG
10	1A	45	ARG
10	1A	55	LYS
10	1A	62	HIS
10	1A	69	ASN
10	1A	70	ARG
10	1A	79	ARG
11	2A	81	ASP
11	2A	99	GLN
12	3A	17	LYS
12	3A	20	LYS
12	3A	33	ARG
12	3A	34	ARG
12	3A	54	LYS
12	3A	64	TYR
12	3A	65	GLU
12	3A	80	HIS
12	3A	111	LYS
12	3A	117	ARG
13	4A	47	ASP
13	4A	57	ARG
13	4A	64	TRP

Continued on next page...

Continued from previous page...

Mol	Chain	Res	Type
13	4A	82	MET
13	4A	86	CYS
13	4A	88	ARG
13	4A	93	ARG
13	4A	108	ARG
13	4A	115	LYS
14	5A	8	GLU
14	5A	12	ARG
14	5A	17	LYS
14	5A	29	ARG
14	5A	60	SER
15	6A	35	ARG
15	6A	48	LYS
15	6A	88	ARG
16	7A	8	ARG
16	7A	48	TRP
16	7A	81	ARG
17	8A	81	ARG
18	9A	28	GLU
18	9A	38	GLU
18	9A	74	ARG
19	AA	7	LYS
19	AA	10	PHE
19	AA	18	LYS
19	AA	65	ASN
20	BA	60	GLU
20	BA	74	LYS
28	79	55	ASP
28	79	165	ASN
28	79	208	PHE
28	79	210	ARG
29	19	13	ARG
29	19	28	GLU
29	19	31	LYS
29	19	37	LEU
29	19	38	LYS
29	19	104	TYR
29	19	175	LEU
29	19	200	ASP
29	19	237	GLU
29	19	244	ARG
29	19	262	ARG

Continued on next page...

Continued from previous page...

Mol	Chain	Res	Type
29	19	268	ARG
29	19	273	ARG
30	29	16	ARG
30	29	49	LEU
30	29	58	ARG
30	29	76	ARG
30	29	78	LEU
30	29	79	ARG
30	29	111	ARG
30	29	119	ARG
30	29	154	LYS
30	29	160	TYR
30	29	200	GLU
31	39	7	TYR
31	39	23	ASP
31	39	38	ARG
31	39	68	LYS
31	39	74	ARG
31	39	83	PHE
31	39	104	LYS
31	39	192	LEU
31	39	197	ASP
31	39	202	PHE
31	39	205	ARG
32	49	4	ASP
32	49	12	TYR
32	49	13	GLU
32	49	26	GLN
32	49	53	LEU
32	49	75	LYS
32	49	80	PHE
32	49	115	ARG
32	49	128	ARG
32	49	130	ASN
32	49	136	ARG
32	49	138	GLN
32	49	153	ARG
32	49	156	ASP
33	59	6	ARG
33	59	155	SER
33	59	157	TYR
33	59	160	LYS

Continued on next page...

Continued from previous page...

Mol	Chain	Res	Type
34	69	1	MET
34	69	33	ARG
34	69	45	LYS
34	69	69	LYS
34	69	75	LEU
34	69	101	LEU
34	69	105	HIS
35	15	17	ASP
35	15	38	HIS
35	15	48	MET
35	15	87	LEU
36	25	1	MET
36	25	23	ARG
36	25	49	ARG
36	25	78	ARG
36	25	80	ASP
36	25	97	ARG
36	25	99	PHE
37	35	1	MET
37	35	15	ARG
37	35	41	ARG
37	35	77	ARG
37	35	79	ARG
37	35	81	GLN
37	35	91	PHE
37	35	111	ARG
37	35	144	GLU
38	45	5	ARG
38	45	45	GLN
38	45	58	PHE
38	45	83	MET
38	45	89	ASN
38	45	134	ARG
39	55	2	ARG
39	55	33	ARG
39	55	71	GLN
39	55	81	ASP
39	55	88	ARG
39	55	103	ARG
40	65	12	PHE
40	65	17	ARG
40	65	19	LYS

Continued on next page...

Continued from previous page...

Mol	Chain	Res	Type
40	65	33	LYS
40	65	44	LYS
40	65	73	LEU
40	65	80	LEU
40	65	106	ARG
41	75	1	MET
41	75	13	ARG
41	75	41	ARG
41	75	91	ARG
41	75	93	ARG
41	75	96	ARG
41	75	112	ARG
42	85	58	ARG
42	85	59	ARG
42	85	74	LEU
42	85	92	ARG
43	95	12	TYR
43	95	19	LYS
43	95	35	LEU
43	95	66	ARG
43	95	91	TYR
44	A5	11	ARG
44	A5	67	ASP
44	A5	70	TYR
45	B5	25	LYS
45	B5	57	LEU
45	B5	63	LYS
45	B5	69	TYR
46	C5	6	HIS
46	C5	55	TYR
46	C5	63	LYS
46	C5	84	ARG
46	C5	89	PHE
46	C5	94	LYS
47	D5	9	TYR
47	D5	34	ASN
47	D5	59	LEU
47	D5	63	ASP
47	D5	70	LEU
47	D5	89	PHE
47	D5	91	LEU
47	D5	136	PHE

Continued on next page...

Continued from previous page...

Mol	Chain	Res	Type
47	D5	162	GLU
48	E5	9	SER
48	E5	41	ARG
48	E5	55	ARG
48	E5	68	GLU
49	F5	40	ARG
49	F5	76	ARG
49	F5	78	LYS
50	G5	23	LYS
50	G5	30	ARG
50	G5	35	LEU
50	G5	53	LEU
50	G5	55	ARG
51	H5	30	ARG
51	H5	32	GLN
51	H5	33	GLN
51	H5	39	ASP
51	H5	55	ARG
53	J5	16	ARG
53	J5	23	HIS
53	J5	25	LEU
53	J5	46	CYS
53	J5	49	CYS
53	J5	51	TYR
53	J5	52	TYR
54	L5	32	LYS
55	M5	31	HIS
55	M5	34	TRP
55	M5	42	ARG

Some sidechains can be flipped to improve hydrogen bonding and reduce clashes. All (30) such sidechains are listed below:

Mol	Chain	Res	Type
2	1E	16	HIS
2	1E	212	GLN
3	2E	123	GLN
4	3E	161	ASN
7	6E	37	ASN
8	7E	82	HIS
10	1I	76	ASN
10	1I	84	GLN
18	9I	36	ASN

Continued on next page...

Continued from previous page...

Mol	Chain	Res	Type
19	AI	83	HIS
28	71	172	HIS
29	11	96	HIS
29	11	143	HIS
29	11	231	HIS
31	31	67	GLN
38	88	12	GLN
52	M8	47	GLN
3	22	181	ASN
10	1A	84	GLN
11	2A	27	ASN
14	5A	49	HIS
15	6A	46	HIS
16	7A	82	GLN
18	9A	36	ASN
18	9A	63	GLN
32	49	130	ASN
47	D5	54	HIS
47	D5	65	GLN
48	E5	70	GLN
50	G5	47	ASN

5.3.3 RNA ⓘ

Mol	Chain	Analysed	Backbone Outliers	Pucker Outliers
1	13	1493/1522 (98%)	348 (23%)	32 (2%)
1	1G	1505/1522 (98%)	383 (25%)	30 (1%)
22	1K	65/76 (85%)	31 (47%)	3 (4%)
22	1L	70/76 (92%)	30 (42%)	5 (7%)
23	2K	76/77 (98%)	23 (30%)	1 (1%)
23	2L	76/77 (98%)	19 (25%)	2 (2%)
24	3K	75/76 (98%)	45 (60%)	3 (4%)
24	3L	75/76 (98%)	33 (44%)	0
25	4K	18/27 (66%)	10 (55%)	1 (5%)
25	4L	17/27 (62%)	10 (58%)	0
26	14	2852/2912 (97%)	735 (25%)	51 (1%)
26	1H	2828/2912 (97%)	733 (25%)	51 (1%)
27	16	121/122 (99%)	17 (14%)	2 (1%)
27	1J	121/122 (99%)	33 (27%)	2 (1%)
All	All	9392/9624 (97%)	2450 (26%)	183 (1%)

All (2450) RNA backbone outliers are listed below:

Mol	Chain	Res	Type
1	13	2	U
1	13	5	U
1	13	6	G
1	13	7	G
1	13	8	A
1	13	19	C
1	13	31	G
1	13	32	A
1	13	33	A
1	13	39	G
1	13	44	G
1	13	47	C
1	13	48	C
1	13	51	A
1	13	54	C
1	13	61	G
1	13	65	U
1	13	66	G
1	13	68	G
1	13	75	C
1	13	95	G
1	13	96	G
1	13	97	U
1	13	99	C
1	13	101	A
1	13	116	A
1	13	121	C
1	13	130	A
1	13	131	C
1	13	142	G
1	13	143	A
1	13	144	G
1	13	147	G
1	13	151	A
1	13	159	G
1	13	160	A
1	13	163	C
1	13	164	U
1	13	169	C
1	13	172	A
1	13	173	U
1	13	174	C
1	13	188	U

Continued on next page...

Continued from previous page...

Mol	Chain	Res	Type
1	13	189	U
1	13	190	G
1	13	191(A)	G
1	13	191(C)	G
1	13	195	A
1	13	199	G
1	13	201	C
1	13	208	U
1	13	209	U
1	13	216	G
1	13	222	U
1	13	243	A
1	13	244	U
1	13	245	C
1	13	246	A
1	13	247	G
1	13	251	G
1	13	256	U
1	13	262	A
1	13	266	G
1	13	267	C
1	13	270	A
1	13	274	A
1	13	289	G
1	13	318	G
1	13	328	C
1	13	329	A
1	13	330	C
1	13	332	G
1	13	344	A
1	13	345	C
1	13	346	G
1	13	347	G
1	13	351	G
1	13	352	C
1	13	353	A
1	13	354	G
1	13	357	G
1	13	367	U
1	13	372	C
1	13	373	A
1	13	382	A

Continued on next page...

Continued from previous page...

Mol	Chain	Res	Type
1	13	389	A
1	13	390	C
1	13	397	A
1	13	398	C
1	13	406	G
1	13	412	A
1	13	413	G
1	13	422	C
1	13	423	G
1	13	424	G
1	13	429	U
1	13	430	A
1	13	439	A
1	13	446	G
1	13	451	A
1	13	452	A
1	13	455	C
1	13	457	C
1	13	458	C
1	13	465	A
1	13	466	C
1	13	467	G
1	13	478	A
1	13	485	G
1	13	496	A
1	13	497	U
1	13	505	G
1	13	509	A
1	13	510	A
1	13	511	C
1	13	518	C
1	13	521	G
1	13	527	G
1	13	531	U
1	13	532	A
1	13	533	A
1	13	534	U
1	13	536	C
1	13	547	A
1	13	559	A
1	13	561	U
1	13	564	C

Continued on next page...

Continued from previous page...

Mol	Chain	Res	Type
1	13	572	A
1	13	573	A
1	13	576	G
1	13	577	G
1	13	596	C
1	13	607	A
1	13	610	G
1	13	618	C
1	13	619	U
1	13	620	C
1	13	629	G
1	13	630	G
1	13	631	G
1	13	632	A
1	13	639	G
1	13	648	A
1	13	661	G
1	13	665	A
1	13	666	G
1	13	683	G
1	13	687	A
1	13	688	G
1	13	703	G
1	13	704	A
1	13	720	C
1	13	723	U
1	13	749	C
1	13	753	A
1	13	755	G
1	13	764	C
1	13	769	G
1	13	774	G
1	13	777	A
1	13	792	A
1	13	793	U
1	13	794	A
1	13	795	C
1	13	812	C
1	13	813	U
1	13	815	A
1	13	817	C
1	13	828	A

Continued on next page...

Continued from previous page...

Mol	Chain	Res	Type
1	13	836	G
1	13	841	U
1	13	842	C
1	13	843	U
1	13	848	C
1	13	855	G
1	13	859	A
1	13	864	A
1	13	870	U
1	13	871	U
1	13	872	A
1	13	873	A
1	13	885	G
1	13	902	G
1	13	914	A
1	13	926	G
1	13	927	G
1	13	934	C
1	13	936	C
1	13	938	A
1	13	960	U
1	13	966	G
1	13	968	A
1	13	969	A
1	13	974	A
1	13	975	A
1	13	976	G
1	13	977	A
1	13	978	A
1	13	983	A
1	13	992	U
1	13	993	G
1	13	999	U
1	13	1002	G
1	13	1004	A
1	13	1005	A
1	13	1006	C
1	13	1007	C
1	13	1008	C
1	13	1009	G
1	13	1012	U
1	13	1016	A

Continued on next page...

Continued from previous page...

Mol	Chain	Res	Type
1	13	1024	G
1	13	1025	U
1	13	1026	G
1	13	1028	C
1	13	1028(A)	C
1	13	1028(B)	C
1	13	1029	G
1	13	1030	C
1	13	1031	G
1	13	1032(A)	G
1	13	1032(B)	G
1	13	1035	A
1	13	1037	C
1	13	1039	C
1	13	1042	G
1	13	1046	A
1	13	1054	C
1	13	1055	A
1	13	1063	C
1	13	1064	G
1	13	1065	U
1	13	1066	C
1	13	1081	G
1	13	1094	G
1	13	1095	U
1	13	1101	A
1	13	1124	G
1	13	1125	U
1	13	1126	U
1	13	1127	G
1	13	1131	G
1	13	1132	C
1	13	1136	U
1	13	1137	C
1	13	1138	G
1	13	1139	G
1	13	1141	C
1	13	1146	A
1	13	1148	U
1	13	1154	G
1	13	1157	A
1	13	1158	C

Continued on next page...

Continued from previous page...

Mol	Chain	Res	Type
1	13	1159	U
1	13	1160	G
1	13	1170	A
1	13	1176	A
1	13	1177	G
1	13	1178	G
1	13	1181	G
1	13	1188	A
1	13	1189	C
1	13	1190	G
1	13	1191	A
1	13	1193	G
1	13	1196	U
1	13	1197	G
1	13	1198	G
1	13	1204	A
1	13	1213	A
1	13	1218	C
1	13	1220	G
1	13	1221	G
1	13	1225	A
1	13	1227	A
1	13	1238	A
1	13	1240	U
1	13	1250	A
1	13	1253	G
1	13	1256	A
1	13	1257	U
1	13	1258	G
1	13	1266	G
1	13	1270	C
1	13	1273	G
1	13	1278	U
1	13	1279	A
1	13	1280	A
1	13	1281	U
1	13	1285	A
1	13	1286	A
1	13	1287	A
1	13	1290	G
1	13	1292	U
1	13	1297	C

Continued on next page...

Continued from previous page...

Mol	Chain	Res	Type
1	13	1299	A
1	13	1300	G
1	13	1301	U
1	13	1303	C
1	13	1312	G
1	13	1317	C
1	13	1320	C
1	13	1323	G
1	13	1331	G
1	13	1335	C
1	13	1336	C
1	13	1337	G
1	13	1338	G
1	13	1339	A
1	13	1346	A
1	13	1347	G
1	13	1350	A
1	13	1353	G
1	13	1360	A
1	13	1363	A
1	13	1368	G
1	13	1369	C
1	13	1370	G
1	13	1381	U
1	13	1398	A
1	13	1401	G
1	13	1419	G
1	13	1436	U
1	13	1442	G
1	13	1443	G
1	13	1446	A
1	13	1449	C
1	13	1450	U
1	13	1452	C
1	13	1453	G
1	13	1454	G
1	13	1462	G
1	13	1463	C
1	13	1467	G
1	13	1487	G
1	13	1492	A
1	13	1497	G

Continued on next page...

Continued from previous page...

Mol	Chain	Res	Type
1	13	1499	A
1	13	1502	A
1	13	1504	G
1	13	1506	U
1	13	1507	A
1	13	1517	G
1	13	1529	G
1	13	1530	G
1	13	1534	A
1	13	1535	C
1	13	1536	C
22	1K	2	G
22	1K	4	U
22	1K	6	G
22	1K	7	U
22	1K	8	U
22	1K	9	A
22	1K	10	G
22	1K	11	C
22	1K	12	U
22	1K	15	G
22	1K	18	G
22	1K	24	G
22	1K	25	C
22	1K	26	A
22	1K	27	G
22	1K	29	U
22	1K	30	G
22	1K	41	A
22	1K	43	U
22	1K	49	G
22	1K	60	U
22	1K	61	C
22	1K	63	U
22	1K	64	G
22	1K	66	A
22	1K	68	G
22	1K	69	A
22	1K	70	C
22	1K	72	C
22	1K	73	A
22	1K	74	C

Continued on next page...

Continued from previous page...

Mol	Chain	Res	Type
23	2K	2	G
23	2K	8	4SU
23	2K	9	G
23	2K	13	C
23	2K	15	G
23	2K	16	C
23	2K	17	C
23	2K	18	C
23	2K	19	G
23	2K	20	G
23	2K	21	U
23	2K	22	A
23	2K	27	G
23	2K	28	U
23	2K	32	G
23	2K	35	C
23	2K	44	A
23	2K	48	U
23	2K	49	C
23	2K	50	G
23	2K	57	C
23	2K	68	C
23	2K	77	A
24	3K	2	G
24	3K	3	G
24	3K	5	C
24	3K	6	G
24	3K	8	U
24	3K	9	A
24	3K	10	G
24	3K	11	C
24	3K	14	A
24	3K	15	G
24	3K	17	U
24	3K	18	G
24	3K	19	G
24	3K	20	U
24	3K	21	A
24	3K	23	A
24	3K	26	A
24	3K	27	G
24	3K	30	G

Continued on next page...

Continued from previous page...

Mol	Chain	Res	Type
24	3K	33	U
24	3K	34	U
24	3K	35	U
24	3K	38	A
24	3K	42	A
24	3K	45	G
24	3K	46	G
24	3K	47	U
24	3K	48	C
24	3K	49	G
24	3K	50	C
24	3K	51	A
24	3K	52	G
24	3K	55	U
24	3K	56	C
24	3K	58	A
24	3K	59	A
24	3K	62	C
24	3K	63	U
24	3K	65	C
24	3K	66	A
24	3K	67	C
24	3K	68	G
24	3K	72	C
24	3K	73	A
24	3K	76	A
25	4K	7	G
25	4K	8	A
25	4K	10	G
25	4K	11	U
25	4K	13	A
25	4K	15	A
25	4K	19	U
25	4K	21	A
25	4K	23	A
25	4K	24	A
26	1H	7	G
26	1H	11	G
26	1H	12	U
26	1H	14	A
26	1H	15	G
26	1H	27	G

Continued on next page...

Continued from previous page...

Mol	Chain	Res	Type
26	1H	31	C
26	1H	33	U
26	1H	34	C
26	1H	35	G
26	1H	39	C
26	1H	41	C
26	1H	46	C
26	1H	51	G
26	1H	54	G
26	1H	56	A
26	1H	61	G
26	1H	64	A
26	1H	71	A
26	1H	72	U
26	1H	74	A
26	1H	75	G
26	1H	85	G
26	1H	111	A
26	1H	118	A
26	1H	119	A
26	1H	120	U
26	1H	122	G
26	1H	123	G
26	1H	125	G
26	1H	131	G
26	1H	138	G
26	1H	155	C
26	1H	162	U
26	1H	163	U
26	1H	164	U
26	1H	171	G
26	1H	181	A
26	1H	188	G
26	1H	196	A
26	1H	197	A
26	1H	199	A
26	1H	214	G
26	1H	215	G
26	1H	216	A
26	1H	220	G
26	1H	221	A
26	1H	222	A

Continued on next page...

Continued from previous page...

Mol	Chain	Res	Type
26	1H	223	A
26	1H	224	G
26	1H	227	A
26	1H	228	A
26	1H	229	A
26	1H	244	A
26	1H	245	G
26	1H	248	G
26	1H	250	G
26	1H	252	G
26	1H	260	G
26	1H	261	G
26	1H	264	C
26	1H	266	G
26	1H	267	C
26	1H	269	U
26	1H	270(F)	U
26	1H	270(H)	C
26	1H	270(I)	G
26	1H	270(K)	C
26	1H	270(L)	U
26	1H	270(M)	U
26	1H	270(N)	G
26	1H	270(O)	U
26	1H	270(P)	C
26	1H	270(Q)	C
26	1H	270(S)	G
26	1H	271(C)	U
26	1H	271	G
26	1H	274	G
26	1H	275	G
26	1H	277	C
26	1H	278	A
26	1H	279	C
26	1H	280	C
26	1H	283	A
26	1H	295	G
26	1H	299	A
26	1H	311	A
26	1H	315	G
26	1H	323	G
26	1H	324	A

Continued on next page...

Continued from previous page...

Mol	Chain	Res	Type
26	1H	329	G
26	1H	330	A
26	1H	331	A
26	1H	333	G
26	1H	334	C
26	1H	335	C
26	1H	342	G
26	1H	346	A
26	1H	347	A
26	1H	352	G
26	1H	363	G
26	1H	363(A)	A
26	1H	363(E)	U
26	1H	363(F)	A
26	1H	364	C
26	1H	372	G
26	1H	386	G
26	1H	389	G
26	1H	396	G
26	1H	404	C
26	1H	405	U
26	1H	406	G
26	1H	411	G
26	1H	418	G
26	1H	428	A
26	1H	443	A
26	1H	444	C
26	1H	448	U
26	1H	452	G
26	1H	455	C
26	1H	457	A
26	1H	459	U
26	1H	460	A
26	1H	470	A
26	1H	481	G
26	1H	482	A
26	1H	489	G
26	1H	501	A
26	1H	505	A
26	1H	508	G
26	1H	509	C
26	1H	510	C

Continued on next page...

Continued from previous page...

Mol	Chain	Res	Type
26	1H	528	A
26	1H	529	A
26	1H	530	G
26	1H	531	C
26	1H	532	A
26	1H	533	G
26	1H	537	C
26	1H	545	G
26	1H	546	C
26	1H	548	A
26	1H	549	G
26	1H	563	G
26	1H	564	C
26	1H	573	G
26	1H	575	A
26	1H	598	G
26	1H	603	A
26	1H	607	U
26	1H	609(A)	G
26	1H	614	U
26	1H	615	G
26	1H	617	G
26	1H	621	A
26	1H	622	G
26	1H	627	A
26	1H	632	A
26	1H	637	A
26	1H	640	C
26	1H	645	C
26	1H	646	A
26	1H	647	G
26	1H	651	G
26	1H	654	A
26	1H	654(A)	A
26	1H	654(B)	C
26	1H	654(C)	G
26	1H	654(D)	G
26	1H	654(O)	G
26	1H	654(P)	G
26	1H	654(Q)	C
26	1H	654(S)	G
26	1H	654(T)	A

Continued on next page...

Continued from previous page...

Mol	Chain	Res	Type
26	1H	668	G
26	1H	669	G
26	1H	672	C
26	1H	677	A
26	1H	686	G
26	1H	703	U
26	1H	704	G
26	1H	712	G
26	1H	715	G
26	1H	717	G
26	1H	730	C
26	1H	736	C
26	1H	738	G
26	1H	747	U
26	1H	748	G
26	1H	751	A
26	1H	752	A
26	1H	753	C
26	1H	762	U
26	1H	775	G
26	1H	776	G
26	1H	782	A
26	1H	784	A
26	1H	785	G
26	1H	790	C
26	1H	792	G
26	1H	793	A
26	1H	802	A
26	1H	805	G
26	1H	812	C
26	1H	824	A
26	1H	827	U
26	1H	828	U
26	1H	830	G
26	1H	832	G
26	1H	836	G
26	1H	845	G
26	1H	846	C
26	1H	847	U
26	1H	859	G
26	1H	860	U
26	1H	866	A

Continued on next page...

Continued from previous page...

Mol	Chain	Res	Type
26	1H	870	A
26	1H	879	G
26	1H	881	G
26	1H	882	G
26	1H	894	C
26	1H	895	U
26	1H	898	C
26	1H	900	A
26	1H	901	A
26	1H	902	C
26	1H	907	U
26	1H	910	A
26	1H	917	A
26	1H	918	A
26	1H	926	A
26	1H	932	G
26	1H	941	A
26	1H	945	A
26	1H	946	G
26	1H	953	A
26	1H	958	U
26	1H	959	A
26	1H	961	C
26	1H	968	G
26	1H	974	G
26	1H	974(A)	C
26	1H	982	C
26	1H	983	A
26	1H	995	C
26	1H	996	A
26	1H	1003	G
26	1H	1005	C
26	1H	1011	G
26	1H	1012	U
26	1H	1013	C
26	1H	1020	A
26	1H	1022	G
26	1H	1023	U
26	1H	1025	G
26	1H	1026	U
26	1H	1027	A
26	1H	1033	U

Continued on next page...

Continued from previous page...

Mol	Chain	Res	Type
26	1H	1038	C
26	1H	1039	G
26	1H	1040	C
26	1H	1045	A
26	1H	1046	A
26	1H	1047	G
26	1H	1048	A
26	1H	1051	G
26	1H	1052	C
26	1H	1053	C
26	1H	1107	G
26	1H	1108	U
26	1H	1109	C
26	1H	1110	G
26	1H	1111	A
26	1H	1112	G
26	1H	1122	G
26	1H	1126	A
26	1H	1128	A
26	1H	1129	A
26	1H	1130	U
26	1H	1135	C
26	1H	1136	G
26	1H	1138	G
26	1H	1139	G
26	1H	1142	U
26	1H	1142(A)	A
26	1H	1149	G
26	1H	1151	G
26	1H	1156	A
26	1H	1170	G
26	1H	1171	G
26	1H	1174	A
26	1H	1175	U
26	1H	1176	G
26	1H	1177	A
26	1H	1178	C
26	1H	1179	C
26	1H	1192	G
26	1H	1195	G
26	1H	1204	A
26	1H	1205	U

Continued on next page...

Continued from previous page...

Mol	Chain	Res	Type
26	1H	1206	G
26	1H	1210	A
26	1H	1211	U
26	1H	1218	C
26	1H	1220	A
26	1H	1221	C
26	1H	1225	C
26	1H	1228	G
26	1H	1229(A)	G
26	1H	1234	U
26	1H	1237	A
26	1H	1244	G
26	1H	1250	G
26	1H	1253	A
26	1H	1256	G
26	1H	1265	A
26	1H	1271	G
26	1H	1272	A
26	1H	1273	U
26	1H	1287	A
26	1H	1288	U
26	1H	1296	G
26	1H	1298	C
26	1H	1300	U
26	1H	1301	A
26	1H	1302	A
26	1H	1303	G
26	1H	1329	U
26	1H	1332	G
26	1H	1344	G
26	1H	1345	C
26	1H	1348	G
26	1H	1349	A
26	1H	1359	A
26	1H	1360	A
26	1H	1365	A
26	1H	1370	C
26	1H	1373	A
26	1H	1380	G
26	1H	1385	G
26	1H	1386	C
26	1H	1395	A

Continued on next page...

Continued from previous page...

Mol	Chain	Res	Type
26	1H	1403	C
26	1H	1416	G
26	1H	1417	C
26	1H	1419	A
26	1H	1420	U
26	1H	1421	G
26	1H	1427	A
26	1H	1428	C
26	1H	1429	G
26	1H	1430	C
26	1H	1431	U
26	1H	1437	C
26	1H	1444(A)	A
26	1H	1449	A
26	1H	1449(A)	G
26	1H	1455	G
26	1H	1456	G
26	1H	1458	C
26	1H	1459	G
26	1H	1460	A
26	1H	1461	G
26	1H	1462	C
26	1H	1467	C
26	1H	1471	A
26	1H	1490	A
26	1H	1492	G
26	1H	1493	C
26	1H	1494	A
26	1H	1496	A
26	1H	1497	U
26	1H	1506	C
26	1H	1508	A
26	1H	1509	C
26	1H	1510	A
26	1H	1511	A
26	1H	1519	G
26	1H	1520	U
26	1H	1522	G
26	1H	1526	G
26	1H	1533	C
26	1H	1534	G
26	1H	1535	U

Continued on next page...

Continued from previous page...

Mol	Chain	Res	Type
26	1H	1537	C
26	1H	1538	G
26	1H	1540	G
26	1H	1543	A
26	1H	1545	A
26	1H	1548	C
26	1H	1554	A
26	1H	1558	A
26	1H	1559	G
26	1H	1560	G
26	1H	1565	C
26	1H	1566	A
26	1H	1569	A
26	1H	1578	U
26	1H	1580	A
26	1H	1585	C
26	1H	1586	A
26	1H	1587	A
26	1H	1606	G
26	1H	1608	A
26	1H	1609	A
26	1H	1610	A
26	1H	1617	C
26	1H	1618	A
26	1H	1626	G
26	1H	1635	G
26	1H	1636	C
26	1H	1639	U
26	1H	1640	C
26	1H	1644	C
26	1H	1647	G
26	1H	1648	C
26	1H	1651	G
26	1H	1654	A
26	1H	1666	G
26	1H	1674	G
26	1H	1675	C
26	1H	1706	U
26	1H	1728	G
26	1H	1729	A
26	1H	1730	U
26	1H	1731	G

Continued on next page...

Continued from previous page...

Mol	Chain	Res	Type
26	1H	1732	A
26	1H	1733	G
26	1H	1734	C
26	1H	1735	C
26	1H	1746	G
26	1H	1756	G
26	1H	1758	G
26	1H	1763	G
26	1H	1764	G
26	1H	1773	A
26	1H	1776	G
26	1H	1791	A
26	1H	1799	G
26	1H	1800	C
26	1H	1801	G
26	1H	1802	A
26	1H	1816	G
26	1H	1819	A
26	1H	1829	A
26	1H	1833	U
26	1H	1835	G
26	1H	1836	C
26	1H	1839	G
26	1H	1847	A
26	1H	1853	A
26	1H	1858	G
26	1H	1869	G
26	1H	1870	C
26	1H	1878	G
26	1H	1882	C
26	1H	1889	A
26	1H	1896	G
26	1H	1900	A
26	1H	1901	A
26	1H	1904	G
26	1H	1906	G
26	1H	1913	A
26	1H	1914	C
26	1H	1919	A
26	1H	1920	C
26	1H	1929	G
26	1H	1930	G

Continued on next page...

Continued from previous page...

Mol	Chain	Res	Type
26	1H	1931	U
26	1H	1933	G
26	1H	1938	A
26	1H	1945	G
26	1H	1955	U
26	1H	1963	U
26	1H	1967	C
26	1H	1969	A
26	1H	1970	A
26	1H	1971	A
26	1H	1972	A
26	1H	1982	C
26	1H	1992	G
26	1H	1993	U
26	1H	1994	C
26	1H	2020	A
26	1H	2023	G
26	1H	2031	A
26	1H	2032	G
26	1H	2033	A
26	1H	2035	G
26	1H	2036	C
26	1H	2043	C
26	1H	2047	U
26	1H	2049	G
26	1H	2052	G
26	1H	2055	C
26	1H	2056	G
26	1H	2060	A
26	1H	2061	G
26	1H	2062	A
26	1H	2063	C
26	1H	2069	G
26	1H	2077	A
26	1H	2082	A
26	1H	2096	U
26	1H	2099	U
26	1H	2108	C
26	1H	2110	G
26	1H	2111	C
26	1H	2112	G
26	1H	2113	U

Continued on next page...

Continued from previous page...

Mol	Chain	Res	Type
26	1H	2114	A
26	1H	2115	G
26	1H	2116	G
26	1H	2117	A
26	1H	2119	A
26	1H	2120	G
26	1H	2125	G
26	1H	2126	A
26	1H	2127	G
26	1H	2128	C
26	1H	2131	G
26	1H	2132	U
26	1H	2133	G
26	1H	2134	A
26	1H	2135	A
26	1H	2136	C
26	1H	2138	C
26	1H	2139	C
26	1H	2144	U
26	1H	2145	C
26	1H	2146	C
26	1H	2147	G
26	1H	2148	G
26	1H	2150	U
26	1H	2151	G
26	1H	2153	G
26	1H	2156	G
26	1H	2157	G
26	1H	2158	A
26	1H	2159	G
26	1H	2161	C
26	1H	2164	C
26	1H	2165	G
26	1H	2166	G
26	1H	2168	G
26	1H	2170	A
26	1H	2171	A
26	1H	2173	A
26	1H	2175	C
26	1H	2176	A
26	1H	2177	C
26	1H	2180	U

Continued on next page...

Continued from previous page...

Mol	Chain	Res	Type
26	1H	2181	G
26	1H	2186	G
26	1H	2189	U
26	1H	2190	G
26	1H	2192	G
26	1H	2193	G
26	1H	2197	U
26	1H	2198	A
26	1H	2199	A
26	1H	2210	G
26	1H	2211	G
26	1H	2212	A
26	1H	2213	U
26	1H	2215	G
26	1H	2225	A
26	1H	2226	C
26	1H	2232	U
26	1H	2235	G
26	1H	2237	G
26	1H	2238	G
26	1H	2240	C
26	1H	2267	A
26	1H	2269	A
26	1H	2273	A
26	1H	2275	C
26	1H	2279	G
26	1H	2280	G
26	1H	2281	C
26	1H	2283	C
26	1H	2287	A
26	1H	2296	U
26	1H	2305	A
26	1H	2307	G
26	1H	2308	G
26	1H	2310	A
26	1H	2311	A
26	1H	2312	U
26	1H	2314	C
26	1H	2315	G
26	1H	2317	C
26	1H	2320	A
26	1H	2324	C

Continued on next page...

Continued from previous page...

Mol	Chain	Res	Type
26	1H	2325	G
26	1H	2326	C
26	1H	2327	A
26	1H	2334	G
26	1H	2336	A
26	1H	2337	G
26	1H	2345	G
26	1H	2346	A
26	1H	2347	C
26	1H	2350	C
26	1H	2352	A
26	1H	2355	C
26	1H	2356	C
26	1H	2357	U
26	1H	2372	G
26	1H	2376	A
26	1H	2377	A
26	1H	2383	G
26	1H	2385	C
26	1H	2391	G
26	1H	2393	A
26	1H	2395	C
26	1H	2402	C
26	1H	2403	C
26	1H	2406	U
26	1H	2410	G
26	1H	2418	A
26	1H	2422	A
26	1H	2423	U
26	1H	2424	C
26	1H	2425	A
26	1H	2428	G
26	1H	2429	G
26	1H	2430	A
26	1H	2435	A
26	1H	2439	A
26	1H	2440	C
26	1H	2441	C
26	1H	2442	C
26	1H	2445	G
26	1H	2448	A
26	1H	2453	A

Continued on next page...

Continued from previous page...

Mol	Chain	Res	Type
26	1H	2468	G
26	1H	2469	A
26	1H	2470	G
26	1H	2474	C
26	1H	2476	A
26	1H	2477	C
26	1H	2478	A
26	1H	2481	G
26	1H	2484	G
26	1H	2494	G
26	1H	2497	A
26	1H	2502	G
26	1H	2505	G
26	1H	2506	U
26	1H	2507	C
26	1H	2518	A
26	1H	2520	C
26	1H	2525	G
26	1H	2529	G
26	1H	2554	U
26	1H	2564	A
26	1H	2566	A
26	1H	2567	G
26	1H	2573	C
26	1H	2574	G
26	1H	2582	G
26	1H	2602	A
26	1H	2609	U
26	1H	2611	U
26	1H	2612	C
26	1H	2615	U
26	1H	2629	A
26	1H	2632	A
26	1H	2636	U
26	1H	2637	U
26	1H	2647	U
26	1H	2654	A
26	1H	2661	G
26	1H	2665	A
26	1H	2673	G
26	1H	2679	A
26	1H	2682	U

Continued on next page...

Continued from previous page...

Mol	Chain	Res	Type
26	1H	2683	C
26	1H	2689	U
26	1H	2699	C
26	1H	2702	U
26	1H	2703	C
26	1H	2707	G
26	1H	2712(A)	A
26	1H	2713	A
26	1H	2718	G
26	1H	2719	G
26	1H	2721	A
26	1H	2723	C
26	1H	2726	U
26	1H	2733	A
26	1H	2736	G
26	1H	2738	A
26	1H	2739	U
26	1H	2756	U
26	1H	2757	A
26	1H	2764	A
26	1H	2765	A
26	1H	2766	G
26	1H	2777	G
26	1H	2778	A
26	1H	2779	U
26	1H	2789	C
26	1H	2790	A
26	1H	2791	C
26	1H	2793	G
26	1H	2794	C
26	1H	2795	G
26	1H	2797	U
26	1H	2798	C
26	1H	2801	A
26	1H	2803	C
26	1H	2808	U
26	1H	2813	A
26	1H	2818	G
26	1H	2820	A
26	1H	2821	A
26	1H	2830	G
26	1H	2833	G

Continued on next page...

Continued from previous page...

Mol	Chain	Res	Type
26	1H	2834	G
26	1H	2835	A
26	1H	2836	U
26	1H	2849	U
26	1H	2850	A
26	1H	2864	G
26	1H	2872	G
26	1H	2874	C
26	1H	2876	G
26	1H	2887	U
26	1H	2892	A
26	1H	2894	G
26	1H	2895	U
27	16	0	A
27	16	3	C
27	16	8	U
27	16	12	C
27	16	13	A
27	16	15	A
27	16	25	A
27	16	33	G
27	16	39	A
27	16	45	A
27	16	56	G
27	16	65	C
27	16	67	G
27	16	73	A
27	16	74	U
27	16	81	G
27	16	109	G
1	1G	5	U
1	1G	6	G
1	1G	7	G
1	1G	9	G
1	1G	13	U
1	1G	21	G
1	1G	23	C
1	1G	27	G
1	1G	31	G
1	1G	32	A
1	1G	39	G
1	1G	47	C

Continued on next page...

Continued from previous page...

Mol	Chain	Res	Type
1	1G	48	C
1	1G	50	A
1	1G	51	A
1	1G	54	C
1	1G	65	U
1	1G	76	G
1	1G	79	G
1	1G	80	G
1	1G	81	G
1	1G	82	U
1	1G	89	U
1	1G	90	C
1	1G	91	C
1	1G	92	G
1	1G	95	G
1	1G	101	A
1	1G	105	G
1	1G	115	G
1	1G	116	A
1	1G	121	C
1	1G	127	G
1	1G	131	C
1	1G	144	G
1	1G	157	G
1	1G	161	A
1	1G	162	A
1	1G	163	C
1	1G	170	U
1	1G	173	U
1	1G	174	C
1	1G	179	A
1	1G	182	U
1	1G	185	A
1	1G	186	C
1	1G	188	U
1	1G	189	U
1	1G	190	G
1	1G	191(A)	G
1	1G	191(D)	U
1	1G	191(E)	G
1	1G	195	A
1	1G	196	A

Continued on next page...

Continued from previous page...

Mol	Chain	Res	Type
1	1G	197	A
1	1G	198	G
1	1G	201	C
1	1G	209	U
1	1G	210	U
1	1G	216	G
1	1G	247	G
1	1G	250	A
1	1G	251	G
1	1G	256	U
1	1G	266	G
1	1G	267	C
1	1G	270	A
1	1G	279	A
1	1G	281	G
1	1G	289	G
1	1G	318	G
1	1G	321	A
1	1G	328	C
1	1G	329	A
1	1G	332	G
1	1G	344	A
1	1G	346	G
1	1G	350	G
1	1G	351	G
1	1G	352	C
1	1G	353	A
1	1G	354	G
1	1G	356	A
1	1G	363	A
1	1G	367	U
1	1G	372	C
1	1G	373	A
1	1G	388	G
1	1G	397	A
1	1G	398	C
1	1G	406	G
1	1G	412	A
1	1G	413	G
1	1G	414	A
1	1G	417	C
1	1G	421	U

Continued on next page...

Continued from previous page...

Mol	Chain	Res	Type
1	1G	422	C
1	1G	423	G
1	1G	424	G
1	1G	429	U
1	1G	430	A
1	1G	433	C
1	1G	439	A
1	1G	451	A
1	1G	452	A
1	1G	456	C
1	1G	458	C
1	1G	465	A
1	1G	466	C
1	1G	467	G
1	1G	475	G
1	1G	476	G
1	1G	482	A
1	1G	484	G
1	1G	485	G
1	1G	486	U
1	1G	496	A
1	1G	497	U
1	1G	505	G
1	1G	508	C
1	1G	510	A
1	1G	511	C
1	1G	518	C
1	1G	521	G
1	1G	527	G
1	1G	530	G
1	1G	531	U
1	1G	532	A
1	1G	536	C
1	1G	544	G
1	1G	547	A
1	1G	559	A
1	1G	561	U
1	1G	572	A
1	1G	573	A
1	1G	576	G
1	1G	577	G
1	1G	596	C

Continued on next page...

Continued from previous page...

Mol	Chain	Res	Type
1	1G	604	G
1	1G	607	A
1	1G	614	A
1	1G	618	C
1	1G	621	A
1	1G	630	G
1	1G	631	G
1	1G	632	A
1	1G	635	G
1	1G	651	C
1	1G	653	A
1	1G	661	G
1	1G	663	A
1	1G	665	A
1	1G	687	A
1	1G	688	G
1	1G	706	A
1	1G	723	U
1	1G	724	G
1	1G	731	G
1	1G	744	C
1	1G	749	C
1	1G	755	G
1	1G	762	C
1	1G	765	G
1	1G	769	G
1	1G	777	A
1	1G	793	U
1	1G	794	A
1	1G	802	A
1	1G	816	A
1	1G	817	C
1	1G	819	A
1	1G	821	G
1	1G	828	A
1	1G	842	C
1	1G	843	U
1	1G	848	C
1	1G	853	G
1	1G	854	G
1	1G	857	C
1	1G	858	G

Continued on next page...

Continued from previous page...

Mol	Chain	Res	Type
1	1G	859	A
1	1G	862	C
1	1G	874	G
1	1G	914	A
1	1G	916	G
1	1G	922	G
1	1G	926	G
1	1G	927	G
1	1G	934	C
1	1G	935	A
1	1G	942	G
1	1G	953	G
1	1G	960	U
1	1G	961	U
1	1G	966	G
1	1G	968	A
1	1G	969	A
1	1G	971	G
1	1G	972	C
1	1G	974	A
1	1G	975	A
1	1G	976	G
1	1G	977	A
1	1G	978	A
1	1G	980	C
1	1G	982	U
1	1G	983	A
1	1G	991	U
1	1G	992	U
1	1G	993	G
1	1G	994	A
1	1G	996	A
1	1G	1001	G
1	1G	1003	G
1	1G	1004	A
1	1G	1006	C
1	1G	1008	C
1	1G	1009	G
1	1G	1023	G
1	1G	1024	G
1	1G	1026	G
1	1G	1028	C

Continued on next page...

Continued from previous page...

Mol	Chain	Res	Type
1	1G	1028(A)	C
1	1G	1028(B)	C
1	1G	1029	G
1	1G	1030	C
1	1G	1031	G
1	1G	1032	A
1	1G	1032(A)	G
1	1G	1034	G
1	1G	1036	G
1	1G	1037	C
1	1G	1040	U
1	1G	1041	A
1	1G	1042	G
1	1G	1046	A
1	1G	1050	G
1	1G	1051	C
1	1G	1053	G
1	1G	1054	C
1	1G	1055	A
1	1G	1060	C
1	1G	1064	G
1	1G	1081	G
1	1G	1082	G
1	1G	1084	G
1	1G	1088	G
1	1G	1092	A
1	1G	1094	G
1	1G	1095	U
1	1G	1096	C
1	1G	1098	C
1	1G	1099	G
1	1G	1101	A
1	1G	1114	C
1	1G	1117	G
1	1G	1118	C
1	1G	1123	A
1	1G	1124	G
1	1G	1125	U
1	1G	1126	U
1	1G	1127	G
1	1G	1128	C
1	1G	1129	C

Continued on next page...

Continued from previous page...

Mol	Chain	Res	Type
1	1G	1131	G
1	1G	1134	G
1	1G	1135	U
1	1G	1137	C
1	1G	1138	G
1	1G	1139	G
1	1G	1140	C
1	1G	1141	C
1	1G	1144	G
1	1G	1146	A
1	1G	1150	U
1	1G	1157	A
1	1G	1158	C
1	1G	1159	U
1	1G	1164	G
1	1G	1171	G
1	1G	1177	G
1	1G	1178	G
1	1G	1181	G
1	1G	1182	G
1	1G	1183	A
1	1G	1184	G
1	1G	1188	A
1	1G	1189	C
1	1G	1190	G
1	1G	1191	A
1	1G	1193	G
1	1G	1196	U
1	1G	1197	G
1	1G	1201	A
1	1G	1202	G
1	1G	1203	C
1	1G	1204	A
1	1G	1211	U
1	1G	1212	U
1	1G	1213	A
1	1G	1214	C
1	1G	1215	G
1	1G	1220	G
1	1G	1223	C
1	1G	1227	A
1	1G	1238	A

Continued on next page...

Continued from previous page...

Mol	Chain	Res	Type
1	1G	1240	U
1	1G	1241	G
1	1G	1250	A
1	1G	1256	A
1	1G	1257	U
1	1G	1258	G
1	1G	1260	C
1	1G	1265	G
1	1G	1267	C
1	1G	1268	A
1	1G	1275	A
1	1G	1279	A
1	1G	1280	A
1	1G	1281	U
1	1G	1282	C
1	1G	1286	A
1	1G	1287	A
1	1G	1288	A
1	1G	1289	A
1	1G	1293	G
1	1G	1297	C
1	1G	1299	A
1	1G	1300	G
1	1G	1301	U
1	1G	1302	U
1	1G	1305	G
1	1G	1313	U
1	1G	1317	C
1	1G	1318	A
1	1G	1320	C
1	1G	1322	C
1	1G	1323	G
1	1G	1331	G
1	1G	1335	C
1	1G	1336	C
1	1G	1338	G
1	1G	1346	A
1	1G	1347	G
1	1G	1353	G
1	1G	1358	U
1	1G	1362(A)	C
1	1G	1363	A

Continued on next page...

Continued from previous page...

Mol	Chain	Res	Type
1	1G	1364	U
1	1G	1369	C
1	1G	1370	G
1	1G	1379	G
1	1G	1381	U
1	1G	1392	G
1	1G	1397	C
1	1G	1398	A
1	1G	1399	C
1	1G	1419	G
1	1G	1442	G
1	1G	1443	G
1	1G	1446	A
1	1G	1448	C
1	1G	1450	U
1	1G	1451	A
1	1G	1453	G
1	1G	1472	U
1	1G	1478	C
1	1G	1492	A
1	1G	1499	A
1	1G	1502	A
1	1G	1503	A
1	1G	1504	G
1	1G	1506	U
1	1G	1507	A
1	1G	1517	G
1	1G	1520	G
1	1G	1529	G
1	1G	1530	G
1	1G	1531	A
1	1G	1532	U
1	1G	1533	C
1	1G	1534	A
1	1G	1535	C
22	1L	2	G
22	1L	3	G
22	1L	4	U
22	1L	6	G
22	1L	7	U
22	1L	8	U
22	1L	9	A

Continued on next page...

Continued from previous page...

Mol	Chain	Res	Type
22	1L	10	G
22	1L	12	U
22	1L	13	C
22	1L	17	U
22	1L	18	G
22	1L	19	G
22	1L	20	U
22	1L	26	A
22	1L	30	G
22	1L	36	U
22	1L	41	A
22	1L	44	U
22	1L	45	G
22	1L	49	G
22	1L	53	G
22	1L	54	5MU
22	1L	66	A
22	1L	67	C
22	1L	69	A
22	1L	70	C
22	1L	73	A
22	1L	74	C
22	1L	75	C
23	2L	2	G
23	2L	8	4SU
23	2L	9	G
23	2L	16	C
23	2L	18	C
23	2L	19	G
23	2L	21	U
23	2L	22	A
23	2L	23	G
23	2L	32	G
23	2L	34	U
23	2L	47	G7M
23	2L	48	U
23	2L	49	C
23	2L	50	G
23	2L	55	5MU
23	2L	57	C
23	2L	68	C
23	2L	77	A

Continued on next page...

Continued from previous page...

Mol	Chain	Res	Type
24	3L	2	G
24	3L	7	U
24	3L	9	A
24	3L	11	C
24	3L	12	U
24	3L	13	C
24	3L	15	G
24	3L	16	U
24	3L	17	U
24	3L	18	G
24	3L	19	G
24	3L	20	U
24	3L	21	A
24	3L	26	A
24	3L	31	A
24	3L	33	U
24	3L	35	U
24	3L	36	U
24	3L	40	C
24	3L	41	A
24	3L	42	A
24	3L	43	U
24	3L	46	G
24	3L	47	U
24	3L	48	C
24	3L	51	A
24	3L	56	C
24	3L	57	G
24	3L	58	A
24	3L	61	C
24	3L	65	C
24	3L	73	A
24	3L	76	A
25	4L	8	A
25	4L	9	G
25	4L	11	U
25	4L	13	A
25	4L	14	A
25	4L	15	A
25	4L	19	U
25	4L	21	A
25	4L	22	A

Continued on next page...

Continued from previous page...

Mol	Chain	Res	Type
25	4L	23	A
26	14	2	G
26	14	3	U
26	14	4	C
26	14	5	A
26	14	6	A
26	14	9	U
26	14	10	G
26	14	11	G
26	14	15	G
26	14	16	G
26	14	34	C
26	14	35	G
26	14	36	G
26	14	46	C
26	14	49	A
26	14	50	U
26	14	58	G
26	14	60	G
26	14	61	G
26	14	71	A
26	14	72	U
26	14	74	A
26	14	75	G
26	14	83	G
26	14	90	U
26	14	91	A
26	14	93	C
26	14	95	G
26	14	99	U
26	14	101	G
26	14	102	G
26	14	118	A
26	14	119	A
26	14	120	U
26	14	125	G
26	14	129	C
26	14	131	G
26	14	154	G
26	14	155	C
26	14	161	U
26	14	162	U

Continued on next page...

Continued from previous page...

Mol	Chain	Res	Type
26	14	172	C
26	14	174	C
26	14	175	G
26	14	181	A
26	14	182	A
26	14	196	A
26	14	199	A
26	14	201	C
26	14	205	G
26	14	214	G
26	14	215	G
26	14	216	A
26	14	221	A
26	14	222	A
26	14	225	A
26	14	229	A
26	14	233	A
26	14	240	G
26	14	248	G
26	14	249	C
26	14	250	G
26	14	252	G
26	14	267	C
26	14	270(F)	U
26	14	270(K)	C
26	14	270(L)	U
26	14	270(O)	U
26	14	271(B)	G
26	14	271(C)	U
26	14	271	G
26	14	273(D)	C
26	14	273(F)	C
26	14	274	G
26	14	275	G
26	14	276	A
26	14	277	C
26	14	278	A
26	14	279	C
26	14	283	A
26	14	289	A
26	14	290	G
26	14	298	G

Continued on next page...

Continued from previous page...

Mol	Chain	Res	Type
26	14	311	A
26	14	327	G
26	14	329	G
26	14	330	A
26	14	331	A
26	14	352	G
26	14	361	G
26	14	362	U
26	14	363	G
26	14	363(D)	G
26	14	372	G
26	14	375	C
26	14	380	U
26	14	386	G
26	14	395	U
26	14	396	G
26	14	404	C
26	14	405	U
26	14	407	G
26	14	411	G
26	14	412	A
26	14	416	C
26	14	428	A
26	14	429	A
26	14	443	A
26	14	444	C
26	14	448	U
26	14	451	C
26	14	454	A
26	14	455	C
26	14	457	A
26	14	459	U
26	14	460	A
26	14	467	G
26	14	470	A
26	14	471	A
26	14	478	A
26	14	480	A
26	14	481	G
26	14	483	A
26	14	505	A
26	14	508	G

Continued on next page...

Continued from previous page...

Mol	Chain	Res	Type
26	14	509	C
26	14	512	G
26	14	528	A
26	14	529	A
26	14	531	C
26	14	532	A
26	14	533	G
26	14	537	C
26	14	547	A
26	14	549	G
26	14	556	G
26	14	563	G
26	14	564	C
26	14	568	U
26	14	572	A
26	14	573	G
26	14	575	A
26	14	586	A
26	14	593	G
26	14	598	G
26	14	603	A
26	14	604	G
26	14	607	U
26	14	613	U
26	14	615	G
26	14	617	G
26	14	620	G
26	14	621	A
26	14	622	G
26	14	627	A
26	14	634	C
26	14	637	A
26	14	641	C
26	14	643	A
26	14	645	C
26	14	646	A
26	14	649	G
26	14	650	C
26	14	651	G
26	14	654	A
26	14	654(A)	A
26	14	654(B)	C

Continued on next page...

Continued from previous page...

Mol	Chain	Res	Type
26	14	654(D)	G
26	14	654(S)	G
26	14	654(T)	A
26	14	656	G
26	14	664	C
26	14	668	G
26	14	669	G
26	14	671	C
26	14	673	C
26	14	682	G
26	14	686	G
26	14	708	C
26	14	709	U
26	14	717	G
26	14	722	A
26	14	730	C
26	14	731	C
26	14	738	G
26	14	740	U
26	14	748	G
26	14	751	A
26	14	753	C
26	14	764	A
26	14	765	G
26	14	770	G
26	14	771	G
26	14	775	G
26	14	776	G
26	14	779	U
26	14	782	A
26	14	784	A
26	14	785	G
26	14	789	A
26	14	792	G
26	14	805	G
26	14	812	C
26	14	816	C
26	14	819	A
26	14	824	A
26	14	827	U
26	14	828	U
26	14	831	G

Continued on next page...

Continued from previous page...

Mol	Chain	Res	Type
26	14	832	G
26	14	845	G
26	14	846	C
26	14	848	G
26	14	857	C
26	14	859	G
26	14	865	C
26	14	866	A
26	14	869	G
26	14	875	G
26	14	877	U
26	14	878	A
26	14	879	G
26	14	880	G
26	14	897	C
26	14	899	A
26	14	901	A
26	14	904	C
26	14	910	A
26	14	911	A
26	14	914	C
26	14	915	C
26	14	917	A
26	14	926	A
26	14	932	G
26	14	933	A
26	14	941	A
26	14	945	A
26	14	946	G
26	14	958	U
26	14	959	A
26	14	961	C
26	14	962	G
26	14	974	G
26	14	980	A
26	14	983	A
26	14	990	A
26	14	996	A
26	14	1002	G
26	14	1008	C
26	14	1009	A
26	14	1010	A

Continued on next page...

Continued from previous page...

Mol	Chain	Res	Type
26	14	1012	U
26	14	1013	C
26	14	1015	G
26	14	1020	A
26	14	1022	G
26	14	1023	U
26	14	1025	G
26	14	1026	U
26	14	1028	A
26	14	1029	A
26	14	1034	G
26	14	1036	G
26	14	1037	G
26	14	1039	G
26	14	1044	G
26	14	1048	A
26	14	1050	A
26	14	1052	C
26	14	1054	A
26	14	1055	G
26	14	1056	G
26	14	1057	A
26	14	1060	U
26	14	1061	U
26	14	1062	G
26	14	1070	A
26	14	1071	G
26	14	1072	C
26	14	1073	A
26	14	1074	G
26	14	1075	C
26	14	1088	A
26	14	1090	U
26	14	1091	G
26	14	1093	G
26	14	1099	G
26	14	1100	C
26	14	1105	U
26	14	1106	G
26	14	1110	G
26	14	1112	G
26	14	1113	U

Continued on next page...

Continued from previous page...

Mol	Chain	Res	Type
26	14	1114	G
26	14	1120	G
26	14	1122	G
26	14	1129	A
26	14	1130	U
26	14	1135	C
26	14	1136	G
26	14	1139	G
26	14	1142	U
26	14	1142(A)	A
26	14	1143	A
26	14	1147	C
26	14	1150	C
26	14	1151	G
26	14	1155	A
26	14	1157	G
26	14	1164	G
26	14	1170	G
26	14	1171	G
26	14	1173	G
26	14	1174	A
26	14	1175	U
26	14	1177	A
26	14	1178	C
26	14	1183	G
26	14	1194	A
26	14	1195	G
26	14	1204	A
26	14	1205	U
26	14	1212	G
26	14	1213	A
26	14	1220	A
26	14	1221	C
26	14	1229	G
26	14	1236	G
26	14	1237	A
26	14	1252	G
26	14	1253	A
26	14	1256	G
26	14	1262	A
26	14	1271	G
26	14	1272	A

Continued on next page...

Continued from previous page...

Mol	Chain	Res	Type
26	14	1273	U
26	14	1298	C
26	14	1300	U
26	14	1301	A
26	14	1303	G
26	14	1325	G
26	14	1326	U
26	14	1329	U
26	14	1345	C
26	14	1348	G
26	14	1349	A
26	14	1352	U
26	14	1359	A
26	14	1360	A
26	14	1365	A
26	14	1368	G
26	14	1369	G
26	14	1379	A
26	14	1380	G
26	14	1385	G
26	14	1386	C
26	14	1389	G
26	14	1390	U
26	14	1406	U
26	14	1408	C
26	14	1416	G
26	14	1417	C
26	14	1419	A
26	14	1420	U
26	14	1421	G
26	14	1424	G
26	14	1425	G
26	14	1428	C
26	14	1437	C
26	14	1444(A)	A
26	14	1445	C
26	14	1447	G
26	14	1449	A
26	14	1449(A)	G
26	14	1451	C
26	14	1454	U
26	14	1455	G

Continued on next page...

Continued from previous page...

Mol	Chain	Res	Type
26	14	1459	G
26	14	1460	A
26	14	1464	C
26	14	1467	C
26	14	1471	A
26	14	1479	G
26	14	1483	G
26	14	1486	A
26	14	1490	A
26	14	1493	C
26	14	1496	A
26	14	1500	G
26	14	1508	A
26	14	1509	C
26	14	1510	A
26	14	1515	C
26	14	1516	U
26	14	1522	G
26	14	1523	U
26	14	1528	A
26	14	1533	C
26	14	1534	G
26	14	1535	U
26	14	1537	C
26	14	1540	G
26	14	1543	A
26	14	1554	A
26	14	1555	G
26	14	1558	A
26	14	1559	G
26	14	1560	G
26	14	1562	A
26	14	1566	A
26	14	1569	A
26	14	1570	A
26	14	1578	U
26	14	1580	A
26	14	1585	C
26	14	1586	A
26	14	1588	C
26	14	1594	G
26	14	1595	G

Continued on next page...

Continued from previous page...

Mol	Chain	Res	Type
26	14	1597	A
26	14	1598	C
26	14	1606	G
26	14	1607	C
26	14	1608	A
26	14	1609	A
26	14	1610	A
26	14	1614	A
26	14	1630(A)	C
26	14	1640	C
26	14	1644	C
26	14	1647	G
26	14	1648	C
26	14	1654	A
26	14	1664	A
26	14	1669	A
26	14	1674	G
26	14	1675	C
26	14	1680	U
26	14	1696	G
26	14	1700	A
26	14	1701	A
26	14	1703	G
26	14	1717	G
26	14	1725	G
26	14	1726	G
26	14	1729	A
26	14	1730	U
26	14	1731	G
26	14	1732	A
26	14	1742	C
26	14	1743	G
26	14	1756	G
26	14	1762	A
26	14	1763	G
26	14	1764	G
26	14	1773	A
26	14	1776	G
26	14	1780	A
26	14	1781	C
26	14	1782	C
26	14	1791	A

Continued on next page...

Continued from previous page...

Mol	Chain	Res	Type
26	14	1800	C
26	14	1801	G
26	14	1808	U
26	14	1816	G
26	14	1820	U
26	14	1828	G
26	14	1829	A
26	14	1839	G
26	14	1847	A
26	14	1858	G
26	14	1860	G
26	14	1870	C
26	14	1878	G
26	14	1886	C
26	14	1888	G
26	14	1889	A
26	14	1894	C
26	14	1900	A
26	14	1906	G
26	14	1909	C
26	14	1917	U
26	14	1929	G
26	14	1930	G
26	14	1931	U
26	14	1936	A
26	14	1937	A
26	14	1938	A
26	14	1947	C
26	14	1955	U
26	14	1963	U
26	14	1967	C
26	14	1970	A
26	14	1971	A
26	14	1972	A
26	14	1993	U
26	14	2016	U
26	14	2023	G
26	14	2031	A
26	14	2032	G
26	14	2033	A
26	14	2039	C
26	14	2043	C

Continued on next page...

Continued from previous page...

Mol	Chain	Res	Type
26	14	2055	C
26	14	2056	G
26	14	2060	A
26	14	2061	G
26	14	2062	A
26	14	2063	C
26	14	2069	G
26	14	2074	U
26	14	2088	G
26	14	2095	C
26	14	2099	U
26	14	2100	G
26	14	2108	C
26	14	2110	G
26	14	2111	C
26	14	2114	A
26	14	2115	G
26	14	2116	G
26	14	2117	A
26	14	2122	U
26	14	2124	G
26	14	2125	G
26	14	2126	A
26	14	2127	G
26	14	2128	C
26	14	2129	C
26	14	2130	U
26	14	2132	U
26	14	2133	G
26	14	2134	A
26	14	2135	A
26	14	2136	C
26	14	2137	C
26	14	2139	C
26	14	2140	C
26	14	2142	C
26	14	2145	C
26	14	2146	C
26	14	2147	G
26	14	2148	G
26	14	2150	U
26	14	2151	G

Continued on next page...

Continued from previous page...

Mol	Chain	Res	Type
26	14	2153	G
26	14	2157	G
26	14	2158	A
26	14	2162	G
26	14	2164	C
26	14	2165	G
26	14	2166	G
26	14	2168	G
26	14	2171	A
26	14	2172	U
26	14	2173	A
26	14	2174	C
26	14	2175	C
26	14	2176	A
26	14	2179	C
26	14	2186	G
26	14	2188	C
26	14	2189	U
26	14	2190	G
26	14	2191	G
26	14	2192	G
26	14	2198	A
26	14	2210	G
26	14	2211	G
26	14	2212	A
26	14	2213	U
26	14	2215	G
26	14	2225	A
26	14	2231	C
26	14	2238	G
26	14	2239	G
26	14	2249	U
26	14	2251	G
26	14	2259	G
26	14	2267	A
26	14	2269	A
26	14	2273	A
26	14	2275	C
26	14	2276	G
26	14	2277	G
26	14	2278	A
26	14	2280	G

Continued on next page...

Continued from previous page...

Mol	Chain	Res	Type
26	14	2283	C
26	14	2287	A
26	14	2288	A
26	14	2305	A
26	14	2307	G
26	14	2308	G
26	14	2309	A
26	14	2310	A
26	14	2311	A
26	14	2312	U
26	14	2318	G
26	14	2319	G
26	14	2321	G
26	14	2324	C
26	14	2325	G
26	14	2327	A
26	14	2328	A
26	14	2334	G
26	14	2336	A
26	14	2343	C
26	14	2346	A
26	14	2347	C
26	14	2350	C
26	14	2354	G
26	14	2357	U
26	14	2372	G
26	14	2383	G
26	14	2385	C
26	14	2388	A
26	14	2389	G
26	14	2392	A
26	14	2400	G
26	14	2402	C
26	14	2406	U
26	14	2414	G
26	14	2422	A
26	14	2429	G
26	14	2430	A
26	14	2431	U
26	14	2432	A
26	14	2434	A
26	14	2435	A

Continued on next page...

Continued from previous page...

Mol	Chain	Res	Type
26	14	2439	A
26	14	2440	C
26	14	2441	C
26	14	2445	G
26	14	2448	A
26	14	2449	U
26	14	2468	G
26	14	2469	A
26	14	2476	A
26	14	2477	C
26	14	2478	A
26	14	2487	G
26	14	2489	G
26	14	2496	C
26	14	2497	A
26	14	2502	G
26	14	2504	U
26	14	2505	G
26	14	2506	U
26	14	2513	G
26	14	2517	C
26	14	2518	A
26	14	2525	G
26	14	2529	G
26	14	2532	G
26	14	2542	A
26	14	2543	G
26	14	2554	U
26	14	2566	A
26	14	2567	G
26	14	2569	G
26	14	2573	C
26	14	2585	U
26	14	2599	G
26	14	2602	A
26	14	2608	G
26	14	2609	U
26	14	2611	U
26	14	2612	C
26	14	2630	G
26	14	2634	G
26	14	2636	U

Continued on next page...

Continued from previous page...

Mol	Chain	Res	Type
26	14	2665	A
26	14	2667	C
26	14	2673	G
26	14	2679	A
26	14	2689	U
26	14	2690	C
26	14	2702	U
26	14	2703	C
26	14	2707	G
26	14	2712(A)	A
26	14	2713	A
26	14	2714	G
26	14	2726	U
26	14	2729	G
26	14	2730	C
26	14	2733	A
26	14	2739	U
26	14	2744	G
26	14	2748	A
26	14	2750	A
26	14	2751	G
26	14	2752	C
26	14	2756	U
26	14	2758	A
26	14	2764	A
26	14	2765	A
26	14	2766	G
26	14	2777	G
26	14	2778	A
26	14	2779	U
26	14	2780	G
26	14	2790	A
26	14	2791	C
26	14	2792	G
26	14	2793	G
26	14	2794	C
26	14	2795	G
26	14	2797	U
26	14	2798	C
26	14	2799	A
26	14	2801	A
26	14	2802	G

Continued on next page...

Continued from previous page...

Mol	Chain	Res	Type
26	14	2805	G
26	14	2808	U
26	14	2810	A
26	14	2820	A
26	14	2821	A
26	14	2833	G
26	14	2834	G
26	14	2835	A
26	14	2849	U
26	14	2860	A
26	14	2864	G
26	14	2872	G
26	14	2873	A
26	14	2874	C
26	14	2879	C
26	14	2880	C
26	14	2891	G
26	14	2892	A
26	14	2893	G
26	14	2894	G
26	14	2896	C
26	14	2899	G
27	1J	3	C
27	1J	8	U
27	1J	9	G
27	1J	10	C
27	1J	13	A
27	1J	15	A
27	1J	16	G
27	1J	22	U
27	1J	24	G
27	1J	26	A
27	1J	27	C
27	1J	28	C
27	1J	29	A
27	1J	30	C
27	1J	40	U
27	1J	42	C
27	1J	44	G
27	1J	45	A
27	1J	53	A
27	1J	58	A

Continued on next page...

Continued from previous page...

Mol	Chain	Res	Type
27	1J	59	A
27	1J	67	G
27	1J	73	A
27	1J	77	U
27	1J	81	G
27	1J	88	C
27	1J	89	G
27	1J	89(A)	A
27	1J	90	C
27	1J	101	A
27	1J	108	C
27	1J	109	G
27	1J	119	A

All (183) RNA pucker outliers are listed below:

Mol	Chain	Res	Type
1	13	5	U
1	13	31	G
1	13	50	A
1	13	115	G
1	13	163	C
1	13	243	A
1	13	244	U
1	13	266	G
1	13	327	A
1	13	389	A
1	13	428	G
1	13	429	U
1	13	484	G
1	13	509	A
1	13	560	U
1	13	628	G
1	13	687	A
1	13	703	G
1	13	748	C
1	13	793	U
1	13	871	U
1	13	913	A
1	13	992	U
1	13	1006	C
1	13	1065	U

Continued on next page...

Continued from previous page...

Mol	Chain	Res	Type
1	13	1126	U
1	13	1157	A
1	13	1285	A
1	13	1336	C
1	13	1397	C
1	13	1498	U
1	13	1533	C
22	1K	6	G
22	1K	48	C
22	1K	69	A
23	2K	48	U
24	3K	2	G
24	3K	17	U
24	3K	58	A
25	4K	18	G
26	1H	70	G
26	1H	125	G
26	1H	196	A
26	1H	222	A
26	1H	242	G
26	1H	271(B)	G
26	1H	334	C
26	1H	404	C
26	1H	508	G
26	1H	528	A
26	1H	645	C
26	1H	668	G
26	1H	746	A
26	1H	752	A
26	1H	776	G
26	1H	845	G
26	1H	880	G
26	1H	974	G
26	1H	1022	G
26	1H	1026	U
26	1H	1047	G
26	1H	1210	A
26	1H	1378	A
26	1H	1379	A
26	1H	1396	U
26	1H	1416	G
26	1H	1493	C

Continued on next page...

Continued from previous page...

Mol	Chain	Res	Type
26	1H	1508	A
26	1H	1509	C
26	1H	1558	A
26	1H	1608	A
26	1H	1609	A
26	1H	1757	U
26	1H	1799	G
26	1H	1900	A
26	1H	1992	G
26	1H	2035	G
26	1H	2060	A
26	1H	2062	A
26	1H	2172	U
26	1H	2225	A
26	1H	2346	A
26	1H	2422	A
26	1H	2428	G
26	1H	2439	A
26	1H	2448	A
26	1H	2476	A
26	1H	2611	U
26	1H	2681	C
26	1H	2756	U
26	1H	2797	U
27	16	44	G
27	16	108	C
1	1G	64	G
1	1G	80	G
1	1G	89	U
1	1G	115	G
1	1G	143	A
1	1G	197	A
1	1G	250	A
1	1G	266	G
1	1G	327	A
1	1G	345	C
1	1G	353	A
1	1G	412	A
1	1G	413	G
1	1G	429	U
1	1G	509	A
1	1G	560	U

Continued on next page...

Continued from previous page...

Mol	Chain	Res	Type
1	1G	687	A
1	1G	748	C
1	1G	913	A
1	1G	992	U
1	1G	1126	U
1	1G	1137	C
1	1G	1139	G
1	1G	1145	C
1	1G	1157	A
1	1G	1285	A
1	1G	1300	G
1	1G	1442	G
1	1G	1498	U
1	1G	1533	C
22	1L	3	G
22	1L	6	G
22	1L	18	G
22	1L	48	C
22	1L	69	A
23	2L	33	OMC
23	2L	48	U
26	14	34	C
26	14	49	A
26	14	71	A
26	14	83	G
26	14	90	U
26	14	128	C
26	14	278	A
26	14	528	A
26	14	530	G
26	14	627	A
26	14	752	A
26	14	764	A
26	14	784	A
26	14	791	C
26	14	930	U
26	14	960	A
26	14	1022	G
26	14	1141	U
26	14	1177	A
26	14	1379	A
26	14	1396	U

Continued on next page...

Continued from previous page...

Mol	Chain	Res	Type
26	14	1416	G
26	14	1444(A)	A
26	14	1534	G
26	14	1558	A
26	14	1608	A
26	14	1609	A
26	14	1610	A
26	14	1819	A
26	14	1899	G
26	14	1936	A
26	14	1992	G
26	14	2107	C
26	14	2133	G
26	14	2173	A
26	14	2211	G
26	14	2238	G
26	14	2275	C
26	14	2308	G
26	14	2335	A
26	14	2406	U
26	14	2439	A
26	14	2477	C
26	14	2572	A
26	14	2598	A
26	14	2611	U
26	14	2629	A
26	14	2689	U
26	14	2776	A
26	14	2790	A
26	14	2859	G
27	1J	88	C
27	1J	89	G

5.4 Non-standard residues in protein, DNA, RNA chains ⓘ

22 non-standard protein/DNA/RNA residues are modelled in this entry.

In the following table, the Counts columns list the number of bonds (or angles) for which Mogul statistics could be retrieved, the number of bonds (or angles) that are observed in the model and the number of bonds (or angles) that are defined in the chemical component dictionary. The Link column lists molecule types, if any, to which the group is linked. The Z score for a bond length (or angle) is the number of standard deviations the observed value is removed from the expected value. A bond length (or angle) with $|Z| > 2$ is considered an outlier worth inspection. RMSZ is

the root-mean-square of all Z scores of the bond lengths (or angles).

Mol	Type	Chain	Res	Link	Bond lengths			Bond angles		
					Counts	RMSZ	# Z > 2	Counts	RMSZ	# Z > 2
22	U8U	1K	34	22	15,24,25	2.53	4 (26%)	17,34,37	1.88	2 (11%)
22	T6A	1K	37	22	23,34,35	2.53	4 (17%)	26,49,52	4.31	7 (26%)
22	PSU	1K	39	22	15,21,22	0.87	1 (6%)	16,30,33	1.88	4 (25%)
22	5MU	1K	54	22	13,22,23	1.62	2 (15%)	16,32,35	1.72	1 (6%)
22	PSU	1K	55	22	15,21,22	1.01	1 (6%)	16,30,33	2.55	2 (12%)
22	U8U	1L	34	25,22	15,24,25	2.56	4 (26%)	17,34,37	2.14	2 (11%)
22	T6A	1L	37	22	23,34,35	2.53	4 (17%)	26,49,52	3.21	5 (19%)
22	PSU	1L	39	22	15,21,22	1.02	1 (6%)	16,30,33	1.96	3 (18%)
22	5MU	1L	54	22	13,22,23	1.66	2 (15%)	16,32,35	1.29	1 (6%)
22	PSU	1L	55	22	15,21,22	1.16	2 (13%)	16,30,33	2.15	4 (25%)
23	OMC	2K	33	23	15,22,23	2.14	4 (26%)	20,31,34	1.53	3 (15%)
23	G7M	2K	47	23	18,26,27	3.39	6 (33%)	21,39,42	2.52	4 (19%)
23	5MU	2K	55	23	13,22,23	1.73	2 (15%)	16,32,35	1.19	1 (6%)
23	PSU	2K	56	23	15,21,22	0.96	1 (6%)	16,30,33	1.77	3 (18%)
23	4SU	2K	8	23	12,21,22	3.06	2 (16%)	15,30,33	1.30	1 (6%)
23	OMC	2L	33	23	15,22,23	2.35	4 (26%)	20,31,34	1.29	3 (15%)
23	G7M	2L	47	23	18,26,27	3.41	7 (38%)	21,39,42	1.85	4 (19%)
23	5MU	2L	55	23	13,22,23	1.66	2 (15%)	16,32,35	1.13	1 (6%)
23	PSU	2L	56	23	15,21,22	1.03	1 (6%)	16,30,33	1.70	3 (18%)
23	4SU	2L	8	23	12,21,22	3.28	2 (16%)	15,30,33	0.65	0
24	PSU	3K	39	24	15,21,22	1.37	2 (13%)	16,30,33	2.09	4 (25%)
24	PSU	3L	39	24	15,21,22	1.06	1 (6%)	16,30,33	2.02	4 (25%)

In the following table, the Chirals column lists the number of chiral outliers, the number of chiral centers analysed, the number of these observed in the model and the number defined in the chemical component dictionary. Similar counts are reported in the Torsion and Rings columns. '-' means no outliers of that kind were identified.

Mol	Type	Chain	Res	Link	Chirals	Torsions	Rings
22	U8U	1K	34	22	-	0/5/28/29	0/2/2/2
22	T6A	1K	37	22	-	0/15/41/42	0/3/3/3
22	PSU	1K	39	22	-	0/7/25/26	0/2/2/2
22	5MU	1K	54	22	-	0/3/25/26	0/2/2/2
22	PSU	1K	55	22	-	0/7/25/26	0/2/2/2
22	U8U	1L	34	25,22	-	0/5/28/29	0/2/2/2
22	T6A	1L	37	22	-	0/15/41/42	0/3/3/3

Continued on next page...

Continued from previous page...

Mol	Type	Chain	Res	Link	Chirals	Torsions	Rings
22	PSU	1L	39	22	-	0/7/25/26	0/2/2/2
22	5MU	1L	54	22	-	0/3/25/26	0/2/2/2
22	PSU	1L	55	22	-	0/7/25/26	0/2/2/2
23	OMC	2K	33	23	-	0/5/27/28	0/2/2/2
23	G7M	2K	47	23	-	0/3/25/26	0/3/3/3
23	5MU	2K	55	23	-	0/3/25/26	0/2/2/2
23	PSU	2K	56	23	-	0/7/25/26	0/2/2/2
23	4SU	2K	8	23	-	0/3/25/26	0/2/2/2
23	OMC	2L	33	23	-	0/5/27/28	0/2/2/2
23	G7M	2L	47	23	-	0/3/25/26	0/3/3/3
23	5MU	2L	55	23	-	0/3/25/26	0/2/2/2
23	PSU	2L	56	23	-	0/7/25/26	0/2/2/2
23	4SU	2L	8	23	-	0/3/25/26	0/2/2/2
24	PSU	3K	39	24	-	0/7/25/26	0/2/2/2
24	PSU	3L	39	24	-	0/7/25/26	0/2/2/2

All (59) bond length outliers are listed below:

Mol	Chain	Res	Type	Atoms	Z	Observed(Å)	Ideal(Å)
22	1K	34	U8U	C2-S2	-3.78	1.59	1.66
23	2L	55	5MU	C4-N3	-3.37	1.27	1.33
22	1L	54	5MU	C4-N3	-3.18	1.27	1.33
22	1L	34	U8U	C2-S2	-3.02	1.60	1.66
24	3K	39	PSU	C5-C1'	-3.00	1.49	1.52
23	2K	55	5MU	C4-N3	-2.81	1.27	1.33
22	1K	37	T6A	C5-C4	-2.72	1.34	1.40
22	1K	54	5MU	C4-N3	-2.70	1.28	1.33
22	1K	34	U8U	O4-C4	-2.16	1.19	1.24
23	2L	47	G7M	O6-C6	-2.15	1.19	1.24
22	1L	55	PSU	C5-C1'	-2.12	1.50	1.52
22	1L	37	T6A	C5-C4	-2.11	1.35	1.40
22	1L	34	U8U	O4-C4	-2.09	1.19	1.24
23	2K	47	G7M	O6-C6	-2.01	1.19	1.24
23	2L	47	G7M	C2-N3	2.19	1.46	1.35
23	2K	56	PSU	C4-N3	2.53	1.37	1.33
22	1K	39	PSU	C4-N3	2.83	1.38	1.33
23	2L	33	OMC	C4-N4	2.90	1.43	1.35
23	2L	56	PSU	C4-N3	2.99	1.38	1.33
23	2K	33	OMC	C4-N4	3.15	1.44	1.35
24	3L	39	PSU	C4-N3	3.24	1.38	1.33
22	1L	55	PSU	C4-N3	3.26	1.38	1.33
22	1K	55	PSU	C4-N3	3.36	1.39	1.33

Continued on next page...

Continued from previous page...

Mol	Chain	Res	Type	Atoms	Z	Observed(Å)	Ideal(Å)
22	1L	39	PSU	C4-N3	3.44	1.39	1.33
23	2K	33	OMC	C2-N3	3.50	1.45	1.38
24	3K	39	PSU	C4-N3	3.56	1.39	1.33
23	2K	33	OMC	C5-C4	3.71	1.49	1.41
23	2L	33	OMC	C5-C4	3.86	1.50	1.41
23	2L	33	OMC	C2-N3	4.06	1.46	1.38
23	2K	47	G7M	C2-N2	4.50	1.43	1.34
23	2L	55	5MU	C2-N3	4.64	1.47	1.38
22	1K	54	5MU	C2-N3	4.67	1.47	1.38
22	1L	54	5MU	C2-N3	4.69	1.47	1.38
23	2L	47	G7M	C2-N1	4.85	1.44	1.35
23	2K	47	G7M	C2-N1	4.89	1.44	1.35
23	2K	55	5MU	C2-N3	5.03	1.48	1.38
22	1K	37	T6A	C10-N11	5.14	1.49	1.35
23	2K	33	OMC	C6-N1	5.21	1.42	1.35
23	2L	47	G7M	C2-N2	5.42	1.45	1.34
22	1L	34	U8U	C6-C5	5.59	1.49	1.36
22	1L	37	T6A	C10-N11	5.59	1.50	1.35
22	1K	34	U8U	C6-C5	5.71	1.49	1.36
23	2K	47	G7M	C6-N1	5.84	1.43	1.33
23	2L	47	G7M	C6-N1	5.84	1.43	1.33
23	2L	33	OMC	C6-N1	6.07	1.43	1.35
23	2K	8	4SU	C6-N1	6.19	1.43	1.35
23	2L	47	G7M	C6-C5	6.27	1.54	1.41
22	1K	34	U8U	C4-N3	6.33	1.44	1.33
23	2K	47	G7M	C6-C5	6.55	1.54	1.41
22	1K	37	T6A	C6-N6	6.71	1.49	1.36
22	1L	37	T6A	C10-N6	6.81	1.50	1.37
22	1K	37	T6A	C10-N6	6.84	1.50	1.37
22	1L	37	T6A	C6-N6	6.89	1.49	1.36
22	1L	34	U8U	C4-N3	7.14	1.45	1.33
23	2L	8	4SU	C6-N1	7.43	1.45	1.35
23	2L	47	G7M	C4-N3	8.25	1.48	1.35
23	2K	8	4SU	C5-C4	8.27	1.49	1.38
23	2L	8	4SU	C5-C4	8.38	1.49	1.38
23	2K	47	G7M	C4-N3	8.57	1.49	1.35

All (62) bond angle outliers are listed below:

Mol	Chain	Res	Type	Atoms	Z	Observed(°)	Ideal(°)
22	1K	37	T6A	N3-C2-N1	-13.42	118.33	128.87
22	1L	37	T6A	N3-C2-N1	-11.62	119.75	128.87

Continued on next page...

Continued from previous page...

Mol	Chain	Res	Type	Atoms	Z	Observed(°)	Ideal(°)
23	2K	47	G7M	C1'-N9-C4	-8.93	116.84	126.81
22	1K	37	T6A	C6-N6-C10	-8.39	119.00	130.33
22	1L	34	U8U	C5-C4-N3	-7.12	118.81	125.19
22	1K	34	U8U	C5-C4-N3	-6.33	119.51	125.19
23	2L	47	G7M	C1'-N9-C4	-5.23	120.97	126.81
22	1K	55	PSU	C5-C1'-C2'	-4.93	107.06	115.44
23	2L	47	G7M	N3-C2-N1	-4.83	120.99	127.56
22	1K	37	T6A	C1'-N9-C4	-4.68	121.58	126.81
22	1L	37	T6A	O10-C10-N6	-4.67	116.44	123.59
22	1L	37	T6A	C1'-N9-C4	-4.42	121.87	126.81
23	2K	8	4SU	C5-C4-N3	-4.30	119.00	123.56
23	2K	47	G7M	N3-C2-N1	-4.00	122.11	127.56
23	2K	47	G7M	C5-C6-N1	-3.99	118.31	123.52
24	3K	39	PSU	C5-C1'-C2'	-3.30	109.84	115.44
24	3K	39	PSU	C5-C6-N1	-2.96	120.25	124.38
22	1L	55	PSU	C5-C6-N1	-2.95	120.27	124.38
23	2L	56	PSU	C5-C6-N1	-2.90	120.33	124.38
23	2L	47	G7M	C5-C6-N1	-2.76	119.92	123.52
22	1K	39	PSU	C5-C6-N1	-2.73	120.57	124.38
22	1K	37	T6A	C13-C12-N11	-2.72	108.17	113.40
24	3L	39	PSU	C5-C6-N1	-2.63	120.72	124.38
22	1L	55	PSU	C5-C1'-C2'	-2.61	111.00	115.44
23	2K	56	PSU	C5-C6-N1	-2.45	120.97	124.38
22	1L	39	PSU	C5-C6-N1	-2.26	121.23	124.38
23	2L	33	OMC	C5-C4-N4	-2.20	117.66	121.19
24	3L	39	PSU	C5-C1'-C2'	-2.15	111.78	115.44
22	1K	39	PSU	C5-C1'-C2'	-2.13	111.83	115.44
23	2K	33	OMC	C5-C4-N4	-2.01	117.97	121.19
23	2L	33	OMC	C6-C5-C4	2.28	118.33	117.44
23	2K	56	PSU	O4'-C1'-C2'	2.29	107.16	104.69
23	2L	56	PSU	O4'-C1'-C2'	2.37	107.26	104.69
23	2L	47	G7M	C6-N1-C2	2.53	118.84	115.88
24	3L	39	PSU	O4'-C1'-C2'	2.55	107.45	104.69
22	1K	39	PSU	O4'-C1'-C2'	2.77	107.69	104.69
22	1L	39	PSU	O4'-C1'-C2'	2.87	107.80	104.69
24	3K	39	PSU	O4'-C1'-C2'	3.04	107.98	104.69
23	2L	33	OMC	N4-C4-N3	3.19	122.08	116.50
22	1L	55	PSU	O4'-C1'-C2'	3.19	108.14	104.69
23	2K	33	OMC	N4-C4-N3	3.31	122.28	116.50
22	1K	34	U8U	C2-N3-C4	3.46	119.73	115.89
23	2L	55	5MU	C4-N3-C2	3.50	118.08	115.16
23	2K	47	G7M	C6-N1-C2	3.63	120.14	115.88

Continued on next page...

Continued from previous page...

Mol	Chain	Res	Type	Atoms	Z	Observed(°)	Ideal(°)
22	1L	54	5MU	C4-N3-C2	3.96	118.46	115.16
23	2K	55	5MU	C4-N3-C2	4.31	118.75	115.16
22	1L	34	U8U	C2-N3-C4	4.53	120.92	115.89
23	2K	33	OMC	C6-C5-C4	4.79	119.31	117.44
23	2L	56	PSU	C4-N3-C2	5.02	119.34	115.16
22	1L	37	T6A	N6-C10-N11	5.28	122.34	113.75
23	2K	56	PSU	C4-N3-C2	5.60	119.83	115.16
22	1K	37	T6A	C12-N11-C10	5.64	132.39	120.82
22	1K	39	PSU	C4-N3-C2	5.72	119.93	115.16
24	3K	39	PSU	C4-N3-C2	5.75	119.95	115.16
22	1K	37	T6A	N6-C6-N1	6.14	124.20	118.82
22	1L	39	PSU	C4-N3-C2	6.28	120.40	115.16
22	1K	54	5MU	C4-N3-C2	6.34	120.45	115.16
22	1L	55	PSU	C4-N3-C2	6.41	120.50	115.16
24	3L	39	PSU	C4-N3-C2	6.55	120.62	115.16
22	1L	37	T6A	C2-N1-C6	6.77	121.33	116.47
22	1K	55	PSU	C4-N3-C2	7.91	121.76	115.16
22	1K	37	T6A	C2-N1-C6	10.97	124.35	116.47

There are no chirality outliers.

There are no torsion outliers.

There are no ring outliers.

13 monomers are involved in 27 short contacts:

Mol	Chain	Res	Type	Clashes	Symm-Clashes
22	1K	34	U8U	1	0
22	1K	37	T6A	2	0
22	1K	39	PSU	1	0
22	1L	34	U8U	1	0
22	1L	39	PSU	2	0
22	1L	54	5MU	2	0
22	1L	55	PSU	2	0
23	2K	47	G7M	1	0
23	2K	55	5MU	3	0
23	2L	33	OMC	3	0
23	2L	47	G7M	1	0
23	2L	55	5MU	4	0
23	2L	8	4SU	4	0

5.5 Carbohydrates

There are no carbohydrates in this entry.

5.6 Ligand geometry

Of 1081 ligands modelled in this entry, 1077 are monoatomic - leaving 4 for Mogul analysis.

In the following table, the Counts columns list the number of bonds (or angles) for which Mogul statistics could be retrieved, the number of bonds (or angles) that are observed in the model and the number of bonds (or angles) that are defined in the chemical component dictionary. The Link column lists molecule types, if any, to which the group is linked. The Z score for a bond length (or angle) is the number of standard deviations the observed value is removed from the expected value. A bond length (or angle) with $|Z| > 2$ is considered an outlier worth inspection. RMSZ is the root-mean-square of all Z scores of the bond lengths (or angles).

Mol	Type	Chain	Res	Link	Bond lengths			Bond angles		
					Counts	RMSZ	# Z > 2	Counts	RMSZ	# Z > 2
57	PAR	13	1730	-	45,45,45	0.86	1 (2%)	60,67,67	1.89	18 (30%)
57	PAR	1G	1681	-	45,45,45	0.80	1 (2%)	60,67,67	1.54	11 (18%)
58	SF4	32	301	4	0,12,12	0.00	-	0,24,24	0.00	-
58	SF4	3E	302	4	0,12,12	0.00	-	0,24,24	0.00	-

In the following table, the Chirals column lists the number of chiral outliers, the number of chiral centers analysed, the number of these observed in the model and the number defined in the chemical component dictionary. Similar counts are reported in the Torsion and Rings columns. '-' means no outliers of that kind were identified.

Mol	Type	Chain	Res	Link	Chirals	Torsions	Rings
57	PAR	13	1730	-	-	0/18/94/94	0/4/4/4
57	PAR	1G	1681	-	-	0/18/94/94	0/4/4/4
58	SF4	32	301	4	-	0/0/48/48	0/6/5/5
58	SF4	3E	302	4	-	0/0/48/48	0/6/5/5

All (2) bond length outliers are listed below:

Mol	Chain	Res	Type	Atoms	Z	Observed(Å)	Ideal(Å)
57	1G	1681	PAR	C31-C21	-2.71	1.50	1.53
57	13	1730	PAR	O54-C14	2.13	1.47	1.41

All (29) bond angle outliers are listed below:

Mol	Chain	Res	Type	Atoms	Z	Observed(°)	Ideal(°)
57	1G	1681	PAR	C13-O52-C52	-4.20	106.84	118.00

Continued on next page...

Continued from previous page...

Mol	Chain	Res	Type	Atoms	Z	Observed(°)	Ideal(°)
57	13	1730	PAR	C62-C12-N12	-3.76	104.14	110.66
57	13	1730	PAR	C22-C12-C62	-3.45	104.79	110.14
57	13	1730	PAR	O34-C34-C24	-3.34	104.28	110.28
57	13	1730	PAR	C31-C21-N21	-2.86	105.57	110.72
57	13	1730	PAR	O11-C11-C21	-2.86	102.98	108.16
57	1G	1681	PAR	C62-C12-N12	-2.76	105.88	110.66
57	1G	1681	PAR	C14-O33-C33	-2.64	110.97	118.00
57	13	1730	PAR	O11-C42-C32	-2.55	102.74	108.92
57	13	1730	PAR	O34-C34-C44	-2.30	105.17	110.36
57	1G	1681	PAR	O41-C41-C31	-2.17	105.47	110.36
57	1G	1681	PAR	C41-C31-C21	-2.15	107.21	110.50
57	1G	1681	PAR	O51-C51-C41	2.01	113.49	109.67
57	1G	1681	PAR	O62-C62-C52	2.01	114.64	109.89
57	13	1730	PAR	C13-C23-C33	2.17	104.75	102.05
57	13	1730	PAR	C14-O54-C54	2.28	118.22	113.74
57	13	1730	PAR	O54-C54-C64	2.50	111.18	106.09
57	13	1730	PAR	C11-C21-C31	2.57	117.08	109.92
57	13	1730	PAR	O33-C14-O54	2.61	117.50	110.69
57	1G	1681	PAR	C11-O51-C51	2.75	119.14	113.74
57	13	1730	PAR	C34-C24-N24	2.77	115.72	110.72
57	13	1730	PAR	O51-C51-C41	3.00	115.39	109.67
57	1G	1681	PAR	O54-C54-C64	3.42	113.03	106.09
57	1G	1681	PAR	O51-C11-C21	3.45	117.78	109.88
57	13	1730	PAR	C11-O51-C51	3.55	120.71	113.74
57	13	1730	PAR	C44-C34-C24	3.59	115.99	110.50
57	13	1730	PAR	O51-C11-C21	3.65	118.24	109.88
57	13	1730	PAR	O62-C62-C52	4.23	119.92	109.89
57	1G	1681	PAR	C14-O54-C54	4.65	122.86	113.74

There are no chirality outliers.

There are no torsion outliers.

There are no ring outliers.

4 monomers are involved in 11 short contacts:

Mol	Chain	Res	Type	Clashes	Symm-Clashes
57	13	1730	PAR	3	0
57	1G	1681	PAR	2	0
58	32	301	SF4	3	0
58	3E	302	SF4	3	0

5.7 Other polymers [i](#)

There are no such residues in this entry.

5.8 Polymer linkage issues [i](#)

The following chains have linkage breaks:

Mol	Chain	Number of breaks
37	35	1
25	4K	1

All chain breaks are listed below:

Model	Chain	Residue-1	Atom-1	Residue-2	Atom-2	Distance (Å)
1	4K	24:A	O3'	25:A	P	4.27
1	35	121:LYS	C	122:PRO	N	1.61

6 Fit of model and data ⓘ

6.1 Protein, DNA and RNA chains ⓘ

In the following table, the column labelled ‘#RSRZ> 2’ contains the number (and percentage) of RSRZ outliers, followed by percent RSRZ outliers for the chain as percentile scores relative to all X-ray entries and entries of similar resolution. The OWAB column contains the minimum, median, 95th percentile and maximum values of the occupancy-weighted average B-factor per residue. The column labelled ‘Q< 0.9’ lists the number of (and percentage) of residues with an average occupancy less than 0.9.

Mol	Chain	Analysed	<RSRZ>	#RSRZ>2	OWAB(Å ²)	Q<0.9
1	13	1496/1522 (98%)	-0.70	3 (0%) 95 91	64, 104, 160, 189	0
1	1G	1507/1522 (99%)	-0.75	2 (0%) 95 91	78, 123, 164, 193	0
2	12	210/256 (82%)	0.27	13 (6%) 24 10	121, 148, 157, 163	0
2	1E	231/256 (90%)	-0.08	2 (0%) 85 72	112, 136, 153, 161	0
3	22	196/239 (82%)	0.85	28 (14%) 4 2	128, 141, 155, 161	0
3	2E	205/239 (85%)	1.04	44 (21%) 1 0	90, 109, 133, 144	0
4	32	208/209 (99%)	0.28	11 (5%) 30 13	101, 123, 139, 150	0
4	3E	207/209 (99%)	0.13	8 (3%) 43 21	88, 106, 126, 133	0
5	42	148/162 (91%)	0.32	5 (3%) 49 24	110, 128, 140, 145	0
5	4E	149/162 (91%)	0.29	3 (2%) 68 46	80, 101, 118, 130	0
6	52	101/101 (100%)	0.65	12 (11%) 6 2	96, 111, 126, 136	0
6	5E	100/101 (99%)	0.43	5 (5%) 32 13	84, 102, 119, 129	0
7	62	138/156 (88%)	0.89	24 (17%) 2 1	120, 131, 141, 145	0
7	6E	154/156 (98%)	0.63	16 (10%) 8 3	105, 124, 144, 159	0
8	72	137/138 (99%)	0.47	10 (7%) 18 6	111, 131, 141, 147	0
8	7E	138/138 (100%)	0.29	6 (4%) 39 18	92, 110, 121, 130	0
9	82	121/128 (94%)	-0.21	0 100 100	115, 146, 155, 160	0
9	8E	126/128 (98%)	-0.13	1 (0%) 87 75	93, 132, 149, 152	0
10	1A	80/105 (76%)	-0.28	2 (2%) 61 37	125, 141, 153, 156	0
10	1I	91/105 (86%)	0.50	7 (7%) 16 5	84, 125, 153, 159	0
11	2A	113/129 (87%)	2.19	64 (56%) 0 0	90, 119, 128, 133	0
11	2I	111/129 (86%)	1.24	27 (24%) 1 0	82, 112, 129, 144	0
12	3A	122/132 (92%)	0.73	20 (16%) 2 1	88, 112, 132, 146	0
12	3I	122/132 (92%)	0.95	18 (14%) 3 1	73, 82, 106, 139	0

Continued on next page...

Continued from previous page...

Mol	Chain	Analysed	<RSRZ>	#RSRZ>2	OWAB(Å ²)	Q<0.9
13	4A	111/126 (88%)	-0.20	1 (0%) 85 72	124, 141, 150, 165	0
13	4I	119/126 (94%)	-0.54	0 100 100	94, 120, 135, 146	0
14	5A	59/61 (96%)	0.66	11 (18%) 2 1	130, 140, 148, 150	0
14	5I	60/61 (98%)	-0.37	0 100 100	88, 100, 112, 125	0
15	6A	87/89 (97%)	0.17	3 (3%) 49 24	93, 117, 132, 135	0
15	6I	87/89 (97%)	0.21	3 (3%) 49 24	84, 103, 120, 126	0
16	7A	84/88 (95%)	-0.17	1 (1%) 81 64	93, 111, 130, 141	0
16	7I	83/88 (94%)	-0.34	0 100 100	102, 112, 135, 147	0
17	8A	99/105 (94%)	0.92	14 (14%) 4 2	108, 120, 133, 138	0
17	8I	100/105 (95%)	0.74	10 (10%) 9 3	89, 111, 126, 131	0
18	9A	67/88 (76%)	0.47	5 (7%) 17 6	106, 117, 135, 139	0
18	9I	68/88 (77%)	0.12	0 100 100	89, 105, 124, 127	0
19	AA	62/93 (66%)	0.04	2 (3%) 51 27	123, 149, 157, 163	0
19	AI	82/93 (88%)	-0.45	0 100 100	99, 118, 134, 142	0
20	BA	99/106 (93%)	0.85	18 (18%) 2 1	94, 116, 141, 150	0
20	BI	97/106 (91%)	0.52	6 (6%) 24 10	114, 126, 144, 148	0
21	1B	22/27 (81%)	-0.30	0 100 100	124, 136, 143, 147	0
21	1F	23/27 (85%)	-1.05	0 100 100	99, 109, 116, 120	0
22	1K	64/76 (84%)	-0.05	3 (4%) 35 16	93, 158, 171, 173	0
22	1L	68/76 (89%)	-0.37	2 (2%) 55 31	125, 171, 178, 184	0
23	2K	72/77 (93%)	-0.43	0 100 100	77, 104, 130, 146	0
23	2L	72/77 (93%)	-0.28	1 (1%) 78 60	84, 122, 150, 165	0
24	3K	75/76 (98%)	0.35	5 (6%) 21 7	81, 170, 184, 189	0
24	3L	75/76 (98%)	0.27	3 (4%) 42 20	89, 167, 182, 188	0
25	4K	20/27 (74%)	-0.04	1 (5%) 32 13	76, 144, 177, 178	0
25	4L	18/27 (66%)	0.03	0 100 100	103, 157, 182, 183	0
26	14	2861/2912 (98%)	-0.48	20 (0%) 89 78	58, 92, 173, 197	0
26	1H	2833/2912 (97%)	-0.43	6 (0%) 95 91	50, 80, 164, 199	0
27	16	122/122 (100%)	-0.57	0 100 100	75, 98, 119, 170	0
27	1J	122/122 (100%)	-0.99	0 100 100	93, 123, 141, 174	0
28	7I	133/229 (58%)	1.46	46 (34%) 0 0	137, 169, 179, 181	0

Continued on next page...

Continued from previous page...

Mol	Chain	Analysed	<RSRZ>	#RSRZ>2	OWAB(Å ²)	Q<0.9
28	79	57/229 (24%)	1.41	17 (29%) 1 0	139, 160, 169, 174	0
29	11	273/276 (98%)	0.93	28 (10%) 9 3	48, 74, 92, 101	0
29	19	274/276 (99%)	0.64	18 (6%) 22 8	60, 82, 99, 116	0
30	21	203/206 (98%)	1.47	62 (30%) 1 0	58, 95, 135, 146	0
30	29	204/206 (99%)	0.16	12 (5%) 26 11	67, 99, 134, 144	0
31	31	202/210 (96%)	0.33	6 (2%) 54 29	54, 85, 119, 138	0
31	39	204/210 (97%)	0.22	9 (4%) 38 17	64, 112, 147, 163	0
32	41	179/182 (98%)	-0.52	0 100 100	87, 107, 136, 148	0
32	49	179/182 (98%)	0.76	30 (16%) 2 1	121, 137, 156, 168	0
33	51	171/180 (95%)	0.35	12 (7%) 19 7	89, 110, 125, 137	0
33	59	69/180 (38%)	0.47	4 (5%) 26 11	131, 151, 162, 166	0
34	61	146/148 (98%)	-0.24	3 (2%) 67 44	85, 129, 142, 149	0
34	69	145/148 (97%)	0.49	22 (15%) 3 1	91, 126, 142, 151	0
35	15	138/140 (98%)	1.33	40 (28%) 1 0	87, 114, 138, 154	0
35	58	138/140 (98%)	0.63	11 (7%) 15 5	69, 97, 124, 140	0
36	25	122/122 (100%)	0.71	14 (11%) 6 2	76, 96, 112, 118	0
36	68	122/122 (100%)	1.44	37 (30%) 1 0	63, 84, 101, 110	0
37	35	147/150 (98%)	1.26	46 (31%) 1 0	65, 110, 135, 148	0
37	78	147/150 (98%)	0.22	4 (2%) 58 34	50, 89, 113, 128	0
38	45	138/141 (97%)	0.77	19 (13%) 4 2	84, 111, 129, 137	0
38	88	141/141 (100%)	-0.39	0 100 100	58, 84, 107, 125	0
39	55	118/118 (100%)	0.26	0 100 100	70, 86, 108, 121	0
39	98	118/118 (100%)	1.15	27 (22%) 1 0	71, 92, 112, 126	0
40	65	110/112 (98%)	-0.14	1 (0%) 85 72	91, 116, 132, 137	0
40	A8	111/112 (99%)	-0.20	2 (1%) 71 50	76, 94, 117, 123	0
41	75	133/146 (91%)	-0.10	3 (2%) 64 40	86, 102, 130, 142	0
41	B8	132/146 (90%)	0.59	12 (9%) 11 4	78, 99, 128, 139	0
42	85	116/118 (98%)	0.74	13 (11%) 7 2	76, 101, 130, 139	0
42	C8	115/118 (97%)	0.25	3 (2%) 59 35	65, 83, 114, 118	0
43	95	100/101 (99%)	1.06	18 (18%) 2 1	76, 123, 139, 141	0
43	D8	100/101 (99%)	0.78	11 (11%) 7 2	64, 105, 129, 134	0

Continued on next page...

Continued from previous page...

Mol	Chain	Analysed	<RSRZ>	#RSRZ>2	OWAB(Å ²)	Q<0.9
44	A5	111/113 (98%)	0.67	6 (5%) 29 12	68, 84, 114, 141	0
44	E8	112/113 (99%)	1.04	19 (16%) 2 1	64, 82, 112, 142	0
45	B5	94/96 (97%)	0.24	5 (5%) 30 13	75, 91, 115, 123	0
45	F8	95/96 (98%)	0.65	6 (6%) 23 9	62, 79, 111, 125	0
46	C5	105/110 (95%)	1.69	35 (33%) 0 0	91, 124, 146, 152	0
46	G8	105/110 (95%)	0.12	2 (1%) 70 48	79, 101, 127, 132	0
47	D5	132/206 (64%)	0.70	13 (9%) 10 3	115, 136, 152, 155	0
47	H8	171/206 (83%)	-0.31	1 (0%) 90 80	90, 124, 164, 168	0
48	E5	77/85 (90%)	0.62	8 (10%) 8 3	75, 96, 113, 135	0
48	I8	76/85 (89%)	-0.48	0 100 100	65, 78, 91, 107	0
49	F5	94/98 (95%)	1.21	24 (25%) 1 0	70, 90, 123, 133	0
49	J8	94/98 (95%)	0.74	6 (6%) 23 9	61, 81, 120, 128	0
50	G5	68/72 (94%)	-0.16	3 (4%) 38 17	88, 109, 129, 150	0
50	K8	68/72 (94%)	0.36	1 (1%) 76 58	66, 84, 104, 128	0
51	H5	58/60 (96%)	1.32	11 (18%) 2 1	85, 106, 134, 140	0
51	L8	58/60 (96%)	0.06	1 (1%) 73 52	65, 87, 115, 132	0
52	M8	47/71 (66%)	-0.03	2 (4%) 39 18	111, 137, 156, 163	0
53	J5	56/60 (93%)	0.63	4 (7%) 19 7	67, 92, 137, 147	0
53	N8	48/60 (80%)	0.93	8 (16%) 2 1	61, 87, 134, 141	0
54	L5	47/49 (95%)	-0.19	1 (2%) 67 44	57, 68, 85, 103	0
54	P8	47/49 (95%)	0.57	4 (8%) 13 4	53, 60, 79, 88	0
55	M5	64/65 (98%)	1.25	16 (25%) 1 0	75, 86, 103, 126	0
55	Q8	64/65 (98%)	0.36	1 (1%) 74 55	64, 74, 92, 108	0
All	All	20598/21957 (93%)	0.02	1153 (5%) 28 11	48, 105, 159, 199	0

All (1153) RSRZ outliers are listed below:

Mol	Chain	Res	Type	RSRZ
26	14	2901	C	10.4
26	14	2902	C	9.9
46	C5	59	GLY	9.1
43	D8	37	VAL	8.0
41	75	1	MET	8.0
28	71	228	SER	7.9

Continued on next page...

Continued from previous page...

Mol	Chain	Res	Type	RSRZ
46	C5	53	PRO	7.8
11	2A	92	GLU	7.0
43	95	45	THR	7.0
26	14	2899	G	6.8
46	C5	29	GLU	6.8
46	C5	58	GLY	6.7
46	C5	49	VAL	6.6
37	35	110	TYR	6.6
26	14	2900	A	6.5
30	21	89	ASP	6.5
43	95	1	MET	6.4
12	3A	64	TYR	6.4
46	C5	56	PRO	6.2
12	3I	64	TYR	6.2
32	49	138	GLN	6.1
11	2A	43	SER	6.1
43	D8	45	THR	6.0
53	J5	54	GLY	5.7
30	21	90	THR	5.6
46	C5	44	ILE	5.6
14	5A	37	PHE	5.5
12	3A	27	LEU	5.5
3	22	101	LEU	5.5
11	2A	49	GLY	5.5
7	6E	78	ARG	5.4
38	45	91	GLU	5.4
53	N8	34	PRO	5.4
26	14	2799	A	5.4
14	5A	51	GLY	5.2
46	C5	50	ARG	5.2
22	1K	76	A	5.2
37	35	106	LEU	5.1
11	2I	42	TRP	5.1
3	22	198	VAL	5.1
12	3I	61	THR	5.1
45	B5	92	LEU	5.1
28	79	202	GLU	5.1
11	2A	50	TYR	5.0
12	3A	19	ARG	5.0
39	98	118	GLU	5.0
51	H5	59	VAL	5.0
43	95	40	LEU	4.9

Continued on next page...

Continued from previous page...

Mol	Chain	Res	Type	RSRZ
32	49	150	ASP	4.9
32	49	83	ARG	4.9
46	C5	45	VAL	4.9
26	14	229	A	4.8
17	8I	99	SER	4.8
3	2E	79	ARG	4.8
32	49	39	ILE	4.8
28	71	31	GLU	4.7
55	M5	12	LYS	4.7
12	3A	28	LYS	4.7
44	E8	94	ASP	4.7
7	6E	81	GLY	4.7
32	49	139	LEU	4.6
30	21	174	ASP	4.6
36	68	56	ASP	4.6
12	3A	65	GLU	4.6
32	49	177	GLY	4.6
34	69	1	MET	4.6
3	2E	166	GLU	4.6
11	2A	38	ASN	4.6
49	F5	22	GLY	4.6
49	F5	21	ARG	4.6
28	71	49	ILE	4.5
54	P8	46	VAL	4.5
46	C5	61	ILE	4.5
28	71	11	LEU	4.5
46	C5	54	LYS	4.5
20	BA	99	LEU	4.5
15	6I	88	ARG	4.4
14	5A	39	LEU	4.4
43	D8	1	MET	4.4
10	1I	88	LEU	4.4
47	D5	68	PRO	4.4
30	21	72	VAL	4.4
12	3I	19	ARG	4.4
36	68	53	LYS	4.3
20	BA	55	ILE	4.3
11	2A	21	ILE	4.3
35	15	136	GLU	4.3
7	62	89	MET	4.3
10	1I	22	LYS	4.3
37	35	71	VAL	4.3

Continued on next page...

Continued from previous page...

Mol	Chain	Res	Type	RSRZ
50	K8	43	GLN	4.3
51	H5	2	PRO	4.3
30	21	1	MET	4.3
11	2A	91	ARG	4.3
42	85	74	LEU	4.3
54	P8	1	MET	4.3
11	2A	83	ILE	4.3
42	85	72	HIS	4.2
32	49	142	PRO	4.2
35	15	1	MET	4.2
46	C5	63	LYS	4.2
44	E8	92	ARG	4.2
7	62	139	GLU	4.2
30	21	55	ASN	4.2
36	68	52	VAL	4.2
29	11	2	ALA	4.2
11	2A	40	ILE	4.2
46	C5	5	MET	4.2
11	2A	96	ARG	4.2
12	3I	62	SER	4.2
43	95	38	LEU	4.2
37	35	126	VAL	4.2
29	19	181	GLU	4.2
37	35	75	ILE	4.2
42	85	69	CYS	4.1
11	2A	42	TRP	4.1
37	35	95	VAL	4.1
42	85	71	GLN	4.1
14	5A	52	GLN	4.1
35	15	9	VAL	4.1
7	62	88	PRO	4.1
46	C5	43	ASN	4.1
30	21	175	VAL	4.1
7	6E	79	ARG	4.1
46	C5	46	LYS	4.1
11	2A	84	VAL	4.1
38	45	103	MET	4.1
30	21	51	PHE	4.0
3	2E	91	LEU	4.0
11	2A	75	TYR	4.0
49	J8	92	LYS	4.0
3	2E	193	TYR	4.0

Continued on next page...

Continued from previous page...

Mol	Chain	Res	Type	RSRZ
45	B5	68	ARG	4.0
11	2A	66	LEU	4.0
46	C5	86	ARG	4.0
24	3K	13	C	4.0
26	14	2898	U	4.0
28	71	27	HIS	4.0
6	5E	46	ARG	4.0
7	62	75	VAL	3.9
3	2E	102	ASN	3.9
3	22	7	PRO	3.9
26	14	2795	G	3.9
34	69	20	ASP	3.9
3	2E	99	VAL	3.9
7	6E	84	ASN	3.9
41	B8	106	SER	3.9
30	21	87	GLU	3.9
49	J8	93	GLU	3.9
4	3E	110	PHE	3.9
8	72	44	PHE	3.9
37	35	70	GLN	3.9
11	2A	108	ILE	3.9
26	14	4	C	3.9
17	8I	98	LEU	3.9
12	3A	68	ALA	3.9
30	21	14	ILE	3.8
30	21	88	GLY	3.8
32	49	146	TYR	3.8
26	14	2794	C	3.8
18	9A	84	LYS	3.8
24	3L	12	U	3.8
46	C5	47	LYS	3.8
46	C5	62	GLU	3.8
44	E8	96	ILE	3.8
31	39	8	GLN	3.7
38	45	7	MET	3.7
30	21	54	GLN	3.7
37	35	108	LYS	3.7
38	45	102	VAL	3.7
38	45	93	TYR	3.7
43	95	12	TYR	3.7
32	49	152	LEU	3.7
49	F5	36	GLY	3.7

Continued on next page...

Continued from previous page...

Mol	Chain	Res	Type	RSRZ
37	35	125	VAL	3.7
51	H5	39	ASP	3.7
24	3K	12	U	3.7
7	62	74	GLU	3.7
29	11	18	VAL	3.6
35	15	134	ARG	3.6
51	L8	59	VAL	3.6
37	35	144	GLU	3.6
3	22	60	ALA	3.6
3	2E	66	VAL	3.6
11	2I	50	TYR	3.6
35	15	48	MET	3.6
1	13	345	C	3.6
37	35	123	LEU	3.6
7	6E	85	TYR	3.6
8	72	111	ILE	3.6
19	AA	44	MET	3.6
11	2A	48	ILE	3.6
53	J5	57	VAL	3.6
26	14	2	G	3.6
17	8A	22	LEU	3.6
11	2I	101	SER	3.6
17	8A	7	THR	3.6
7	62	73	MET	3.5
11	2I	36	ASP	3.5
3	22	39	ILE	3.5
49	F5	28	GLY	3.5
47	D5	69	THR	3.5
11	2A	72	ALA	3.5
30	21	67	PHE	3.5
31	39	10	PRO	3.5
36	25	1	MET	3.5
32	49	155	MET	3.5
3	2E	100	ALA	3.5
28	71	193	ILE	3.5
39	98	114	VAL	3.5
36	68	45	GLU	3.5
44	E8	98	LYS	3.5
42	85	117	GLN	3.5
37	35	74	GLU	3.5
43	95	15	GLU	3.5
17	8A	58	GLU	3.5

Continued on next page...

Continued from previous page...

Mol	Chain	Res	Type	RSRZ
38	45	90	VAL	3.5
11	2A	85	ARG	3.5
26	14	2897	U	3.5
17	8A	11	VAL	3.5
8	72	133	LEU	3.5
40	65	108	GLY	3.5
3	22	53	ALA	3.5
11	2A	39	PRO	3.4
48	E5	9	SER	3.4
28	71	195	ALA	3.4
17	8I	101	ARG	3.4
35	15	12	ARG	3.4
3	2E	101	LEU	3.4
11	2A	14	VAL	3.4
29	11	92	ILE	3.4
45	F8	68	ARG	3.4
28	71	200	LYS	3.4
20	BA	48	LYS	3.4
35	58	51	PHE	3.4
42	85	73	GLY	3.4
34	69	2	LYS	3.4
3	22	102	ASN	3.4
4	32	110	PHE	3.4
11	2I	29	ILE	3.4
33	51	27	LYS	3.4
28	71	199	HIS	3.4
30	21	6	GLY	3.4
47	D5	54	HIS	3.4
28	71	25	ALA	3.4
11	2I	81	ASP	3.4
49	F5	32	LYS	3.4
34	69	5	LEU	3.4
14	5A	36	PHE	3.4
32	49	137	GLU	3.4
44	E8	111	HIS	3.4
3	22	44	GLU	3.3
49	F5	61	ARG	3.3
11	2A	77	MET	3.3
2	12	62	ALA	3.3
3	2E	78	GLY	3.3
31	39	128	ALA	3.3
39	98	104	ARG	3.3

Continued on next page...

Continued from previous page...

Mol	Chain	Res	Type	RSRZ
28	79	203	GLY	3.3
28	79	56	GLN	3.3
7	62	69	VAL	3.3
11	2A	32	ILE	3.3
11	2A	59	TYR	3.3
12	3A	87	GLY	3.3
53	N8	35	GLU	3.3
35	15	73	THR	3.3
34	69	85	GLU	3.3
32	49	179	PRO	3.3
12	3A	21	LYS	3.3
33	59	165	ALA	3.3
37	35	107	LYS	3.3
43	95	36	PRO	3.2
4	32	167	GLY	3.2
51	H5	26	LEU	3.2
32	49	82	LEU	3.2
30	21	199	ARG	3.2
11	2A	46	GLY	3.2
11	2A	90	GLY	3.2
46	C5	51	VAL	3.2
26	1H	163	U	3.2
12	3I	29	GLY	3.2
35	58	15	LEU	3.2
36	68	1	MET	3.2
36	68	122	LEU	3.2
36	68	82	ASN	3.2
3	2E	94	LEU	3.2
31	31	6	VAL	3.2
43	95	16	PRO	3.2
11	2A	95	ILE	3.2
23	2L	21	U	3.2
29	19	166	GLN	3.2
29	19	247	ALA	3.2
1	13	344	A	3.2
30	21	78	LEU	3.2
32	49	157	ILE	3.2
43	D8	39	LEU	3.2
51	H5	28	LEU	3.2
45	B5	26	TYR	3.2
11	2I	107	SER	3.2
28	71	28	LEU	3.1

Continued on next page...

Continued from previous page...

Mol	Chain	Res	Type	RSRZ
30	21	5	LEU	3.1
31	39	199	TRP	3.1
35	15	99	LEU	3.1
32	49	151	ALA	3.1
8	7E	112	LEU	3.1
26	14	2797	U	3.1
3	2E	71	ALA	3.1
37	78	106	LEU	3.1
46	C5	60	PHE	3.1
53	J5	56	LYS	3.1
10	1A	65	LEU	3.1
11	2A	71	LYS	3.1
7	62	68	ASN	3.1
36	68	120	GLU	3.1
11	2A	109	VAL	3.1
28	71	201	PRO	3.1
30	29	76	ARG	3.1
35	15	90	MET	3.1
47	D5	56	VAL	3.1
14	5A	38	GLY	3.1
38	45	68	ILE	3.1
28	71	29	VAL	3.1
43	D8	35	LEU	3.1
44	E8	86	LEU	3.1
24	3L	1	G	3.1
29	19	262	ARG	3.1
11	2I	22	HIS	3.1
3	2E	87	LEU	3.1
30	21	24	THR	3.1
30	21	131	ALA	3.1
20	BI	45	GLN	3.1
28	71	69	GLY	3.1
35	15	51	PHE	3.1
28	71	12	GLU	3.1
39	98	102	GLU	3.1
3	22	199	LYS	3.1
49	F5	10	LYS	3.1
35	15	13	TRP	3.1
30	21	4	ILE	3.1
46	C5	42	VAL	3.1
33	51	85	LYS	3.0
36	68	39	ILE	3.0

Continued on next page...

Continued from previous page...

Mol	Chain	Res	Type	RSRZ
6	52	89	MET	3.0
30	29	4	ILE	3.0
46	C5	64	GLU	3.0
12	3A	56	ALA	3.0
36	68	51	ALA	3.0
6	5E	55	ASP	3.0
34	61	113	ARG	3.0
36	68	58	VAL	3.0
36	68	14	THR	3.0
2	12	152	PHE	3.0
36	68	16	ALA	3.0
35	58	130	HIS	3.0
4	3E	144	ASP	3.0
37	35	112	LEU	3.0
32	49	48	GLU	3.0
11	2A	57	THR	3.0
26	14	1	G	3.0
49	J8	95	LEU	3.0
26	1H	1536	A	3.0
37	35	65	ARG	3.0
28	71	35	ALA	3.0
49	F5	23	LYS	3.0
49	F5	33	LYS	3.0
30	21	27	LEU	3.0
11	2A	35	PRO	3.0
35	15	125	GLY	3.0
37	35	142	GLY	3.0
2	12	102	LEU	3.0
35	15	138	LEU	3.0
46	C5	80	GLY	2.9
17	8A	59	ILE	2.9
43	D8	40	LEU	2.9
43	95	39	LEU	2.9
32	49	80	PHE	2.9
38	45	69	PHE	2.9
44	E8	109	GLU	2.9
2	12	197	VAL	2.9
3	22	43	LEU	2.9
35	15	50	ASP	2.9
38	45	92	GLY	2.9
30	21	91	VAL	2.9
34	69	138	ILE	2.9

Continued on next page...

Continued from previous page...

Mol	Chain	Res	Type	RSRZ
11	2A	89	ALA	2.9
35	58	133	GLN	2.9
17	8I	36	ILE	2.9
22	1L	71	C	2.9
29	11	247	ALA	2.9
12	3A	62	SER	2.9
37	35	62	LEU	2.9
42	85	68	ALA	2.9
7	62	76	ARG	2.9
53	N8	46	CYS	2.9
35	15	8	GLN	2.9
2	12	112	VAL	2.9
8	72	112	LEU	2.9
11	2A	25	TYR	2.9
11	2A	112	THR	2.9
35	15	43	THR	2.9
55	M5	16	ILE	2.9
29	11	4	LYS	2.9
35	58	72	TYR	2.9
30	21	132	HIS	2.9
3	2E	64	VAL	2.9
35	15	127	ASP	2.9
38	45	100	GLY	2.9
28	79	170	ALA	2.9
49	F5	60	PHE	2.9
35	15	72	TYR	2.9
31	39	191	ARG	2.9
4	32	108	LEU	2.9
30	21	32	PRO	2.9
11	2I	73	MET	2.8
32	49	178	PHE	2.8
36	68	5	GLN	2.8
36	25	21	CYS	2.8
36	68	66	LYS	2.8
39	98	99	LYS	2.8
53	J5	53	ALA	2.8
41	B8	6	LEU	2.8
11	2I	60	ALA	2.8
20	BA	42	GLN	2.8
55	M5	6	THR	2.8
4	3E	111	ALA	2.8
28	71	197	GLU	2.8

Continued on next page...

Continued from previous page...

Mol	Chain	Res	Type	RSRZ
28	79	21	THR	2.8
20	BI	55	ILE	2.8
35	15	55	VAL	2.8
3	2E	199	LYS	2.8
30	21	33	VAL	2.8
30	21	96	PHE	2.8
39	98	97	VAL	2.8
15	6A	2	PRO	2.8
11	2A	60	ALA	2.8
50	G5	45	SER	2.8
35	15	89	LYS	2.8
29	11	15	PHE	2.8
36	68	19	ILE	2.8
51	H5	35	ARG	2.8
35	15	15	LEU	2.8
34	69	18	VAL	2.8
11	2A	31	THR	2.8
6	5E	71	ARG	2.8
12	3I	28	LYS	2.8
8	7E	119	LEU	2.8
7	62	148	ASN	2.8
29	11	203	ASN	2.8
17	8I	91	ARG	2.8
28	71	202	GLU	2.8
37	35	76	LYS	2.8
44	E8	90	ARG	2.8
36	68	84	ALA	2.8
37	35	103	ALA	2.8
49	F5	24	ALA	2.8
49	F5	49	VAL	2.8
20	BA	46	GLU	2.8
31	31	27	GLU	2.8
3	22	201	TYR	2.8
35	15	41	ASP	2.8
3	22	170	GLN	2.8
38	45	6	ARG	2.8
55	M5	29	LYS	2.8
55	M5	40	GLU	2.8
18	9A	85	LEU	2.8
32	49	34	LEU	2.8
11	2A	62	GLN	2.8
18	9A	43	PHE	2.8

Continued on next page...

Continued from previous page...

Mol	Chain	Res	Type	RSRZ
41	75	2	ASN	2.8
11	2A	51	LYS	2.8
43	95	91	TYR	2.8
44	E8	84	ARG	2.8
47	D5	9	TYR	2.8
2	12	79	ASP	2.8
4	32	34	GLU	2.7
17	8A	9	VAL	2.7
30	21	184	VAL	2.7
11	2A	41	THR	2.7
30	21	183	LEU	2.7
34	69	12	LEU	2.7
43	95	44	LYS	2.7
28	71	181	PRO	2.7
28	71	21	THR	2.7
12	3A	20	LYS	2.7
28	71	8	ARG	2.7
35	15	26	LEU	2.7
43	D8	38	LEU	2.7
30	21	59	VAL	2.7
44	E8	85	VAL	2.7
47	D5	128	VAL	2.7
20	BI	42	GLN	2.7
28	71	17	ASN	2.7
53	N8	48	GLU	2.7
13	4A	82	MET	2.7
45	F8	92	LEU	2.7
3	2E	201	TYR	2.7
28	79	7	TYR	2.7
29	11	3	VAL	2.7
11	2A	26	ASN	2.7
29	11	112	GLN	2.7
37	35	128	HIS	2.7
39	98	33	ARG	2.7
49	F5	26	ARG	2.7
11	2I	68	ALA	2.7
22	1L	76	A	2.7
53	N8	49	CYS	2.7
30	21	52	LEU	2.7
33	51	41	MET	2.7
11	2A	86	GLY	2.7
28	79	208	PHE	2.7

Continued on next page...

Continued from previous page...

Mol	Chain	Res	Type	RSRZ
43	D8	2	PHE	2.7
46	G8	98	VAL	2.7
44	A5	108	GLY	2.7
7	62	6	ARG	2.7
7	62	7	ALA	2.7
11	2I	80	VAL	2.7
28	71	34	THR	2.7
29	11	91	ARG	2.7
36	25	41	ALA	2.7
44	E8	23	LEU	2.7
26	14	2793	G	2.7
42	C8	90	VAL	2.7
54	P8	45	ALA	2.7
7	6E	5	ARG	2.7
37	35	124	LYS	2.7
34	69	17	GLN	2.7
55	M5	23	VAL	2.7
8	7E	109	ILE	2.7
12	3A	26	ALA	2.7
11	2I	41	THR	2.7
37	35	45	LEU	2.7
30	21	48	GLN	2.7
28	71	26	ALA	2.7
11	2A	54	ARG	2.6
47	H8	147	GLY	2.6
54	L5	1	MET	2.6
30	21	40	GLU	2.6
35	58	10	GLU	2.6
10	1I	8	LEU	2.6
39	98	103	ARG	2.6
6	52	55	ASP	2.6
6	52	38	GLU	2.6
49	F5	18	ILE	2.6
3	2E	89	GLU	2.6
11	2I	71	LYS	2.6
26	14	2802	G	2.6
30	21	3	GLY	2.6
46	C5	30	VAL	2.6
42	85	70	ARG	2.6
51	H5	3	ARG	2.6
2	12	39	ILE	2.6
10	1I	90	LEU	2.6

Continued on next page...

Continued from previous page...

Mol	Chain	Res	Type	RSRZ
30	21	195	LEU	2.6
33	51	33	LEU	2.6
30	21	66	HIS	2.6
30	21	79	ARG	2.6
33	51	17	VAL	2.6
33	51	86	GLU	2.6
44	A5	30	GLU	2.6
35	15	59	LYS	2.6
35	15	84	LYS	2.6
3	2E	82	GLU	2.6
47	D5	96	VAL	2.6
32	49	63	ILE	2.6
35	15	116	LEU	2.6
30	21	53	PRO	2.6
41	B8	45	PHE	2.6
3	2E	55	VAL	2.6
35	15	46	VAL	2.6
2	12	33	TYR	2.6
55	M5	24	ALA	2.6
38	45	130	LYS	2.6
6	52	36	ARG	2.6
11	2A	20	TYR	2.6
12	3A	69	TYR	2.6
36	68	97	ARG	2.6
31	31	133	ASN	2.6
11	2A	80	VAL	2.6
24	3K	70	C	2.6
30	21	182	LEU	2.6
3	2E	130	VAL	2.6
35	15	135	PRO	2.6
46	C5	4	LYS	2.6
51	H5	58	VAL	2.6
15	6A	85	LEU	2.6
29	11	206	LEU	2.6
32	49	140	ILE	2.6
39	98	44	LEU	2.6
37	78	130	PHE	2.6
4	3E	166	LYS	2.6
7	62	91	VAL	2.6
28	71	14	VAL	2.6
46	C5	87	LYS	2.6
3	22	59	ARG	2.6

Continued on next page...

Continued from previous page...

Mol	Chain	Res	Type	RSRZ
31	39	14	PRO	2.6
37	35	100	LEU	2.6
39	98	34	ILE	2.6
8	7E	136	GLU	2.6
12	3A	55	VAL	2.6
30	21	76	ARG	2.6
35	15	16	ILE	2.6
12	3I	33	ARG	2.5
36	25	25	LEU	2.5
12	3A	32	PHE	2.5
34	69	125	GLU	2.5
4	32	170	VAL	2.5
28	71	176	GLY	2.5
11	2A	67	ASP	2.5
28	79	171	ILE	2.5
37	35	97	PRO	2.5
41	B8	38	ASN	2.5
3	22	164	ARG	2.5
29	11	93	ALA	2.5
29	11	262	ARG	2.5
3	2E	151	VAL	2.5
7	6E	80	VAL	2.5
34	69	144	VAL	2.5
8	72	107	LEU	2.5
26	14	2801	A	2.5
29	11	233	HIS	2.5
49	F5	57	GLU	2.5
55	M5	7	HIS	2.5
30	21	50	GLY	2.5
28	71	47	LEU	2.5
32	49	182	LYS	2.5
28	71	19	ILE	2.5
45	B5	89	ILE	2.5
37	35	127	ALA	2.5
12	3I	27	LEU	2.5
36	68	25	LEU	2.5
2	12	224	GLN	2.5
7	62	135	VAL	2.5
11	2I	47	VAL	2.5
15	6I	87	ILE	2.5
7	62	90	GLU	2.5
10	1A	55	LYS	2.5

Continued on next page...

Continued from previous page...

Mol	Chain	Res	Type	RSRZ
44	E8	83	LYS	2.5
36	25	84	ALA	2.5
49	F5	63	ALA	2.5
11	2A	18	ARG	2.5
26	1H	2132	U	2.5
29	11	184	LYS	2.5
26	1H	2476	A	2.5
11	2I	66	LEU	2.5
11	2A	101	SER	2.5
30	29	5	LEU	2.5
34	69	8	PRO	2.5
37	35	105	LEU	2.5
39	98	69	ASP	2.5
32	49	141	PHE	2.5
46	C5	28	LYS	2.5
3	22	64	VAL	2.5
12	3A	66	VAL	2.5
34	61	107	VAL	2.5
34	69	21	VAL	2.5
36	68	17	ARG	2.5
7	6E	56	GLN	2.5
11	2A	110	ASP	2.5
25	4K	25	A	2.5
28	71	7	TYR	2.5
47	D5	126	VAL	2.5
2	12	193	ASP	2.5
28	71	208	PHE	2.5
36	68	26	LYS	2.5
3	2E	90	GLU	2.5
17	8A	76	LEU	2.5
29	19	128	GLY	2.5
43	D8	49	THR	2.5
14	5A	49	HIS	2.5
39	98	115	GLU	2.5
47	D5	28	MET	2.4
34	69	3	VAL	2.4
34	69	38	LEU	2.4
49	F5	25	LYS	2.4
3	22	184	TYR	2.4
11	2I	20	TYR	2.4
39	98	87	TYR	2.4
3	2E	84	ILE	2.4

Continued on next page...

Continued from previous page...

Mol	Chain	Res	Type	RSRZ
43	95	99	ILE	2.4
46	C5	52	SER	2.4
5	42	43	LEU	2.4
30	29	78	LEU	2.4
50	G5	44	LEU	2.4
6	52	101	ALA	2.4
7	62	143	ARG	2.4
3	2E	122	GLU	2.4
5	42	109	ILE	2.4
29	19	23	GLU	2.4
33	51	32	GLU	2.4
35	15	126	PRO	2.4
37	35	94	GLU	2.4
29	19	26	LYS	2.4
36	68	95	GLY	2.4
48	E5	75	LEU	2.4
32	49	181	ARG	2.4
32	49	145	THR	2.4
5	42	77	PRO	2.4
43	95	14	VAL	2.4
7	6E	72	ARG	2.4
3	2E	72	LYS	2.4
35	15	10	GLU	2.4
46	C5	75	ILE	2.4
20	BA	98	PRO	2.4
2	12	157	ARG	2.4
30	21	11	MET	2.4
31	39	126	VAL	2.4
36	25	58	VAL	2.4
37	35	111	ARG	2.4
44	E8	69	LEU	2.4
44	A5	111	HIS	2.4
7	62	103	TRP	2.4
20	BA	40	ALA	2.4
8	72	109	ILE	2.4
12	3I	65	GLU	2.4
49	F5	37	ILE	2.4
46	C5	31	LEU	2.4
49	J8	21	ARG	2.4
12	3I	32	PHE	2.4
28	71	5	LYS	2.4
28	79	54	SER	2.4

Continued on next page...

Continued from previous page...

Mol	Chain	Res	Type	RSRZ
36	68	85	VAL	2.4
49	F5	62	VAL	2.4
11	2I	75	TYR	2.4
11	2A	97	ALA	2.4
30	21	80	GLU	2.4
36	68	81	ASP	2.4
11	2I	48	ILE	2.4
3	2E	103	VAL	2.4
39	98	100	LEU	2.4
3	2E	150	LYS	2.4
11	2A	55	LYS	2.4
30	29	2	LYS	2.4
37	35	91	PHE	2.4
3	2E	85	ARG	2.4
6	52	35	ALA	2.4
3	22	76	VAL	2.4
28	79	209	LEU	2.4
30	21	133	LYS	2.4
36	68	55	GLY	2.4
43	95	5	VAL	2.4
34	61	146	ALA	2.4
41	B8	5	ALA	2.4
1	13	346	G	2.4
4	32	126	ILE	2.4
11	2A	98	LEU	2.4
32	49	135	LEU	2.4
3	22	10	PHE	2.4
3	22	186	PHE	2.4
29	19	6	PHE	2.4
36	68	23	ARG	2.4
7	6E	18	TYR	2.4
17	8A	51	TYR	2.4
33	51	18	GLU	2.4
32	49	62	LEU	2.4
12	3A	18	VAL	2.4
15	6A	88	ARG	2.4
26	1H	165	U	2.4
30	29	3	GLY	2.4
32	49	41	GLN	2.4
11	2A	70	LYS	2.4
28	71	174	PRO	2.4
43	95	74	LYS	2.4

Continued on next page...

Continued from previous page...

Mol	Chain	Res	Type	RSRZ
22	1K	74	C	2.4
37	35	99	LEU	2.4
3	2E	107	GLN	2.3
7	6E	73	MET	2.3
29	19	112	GLN	2.3
41	75	106	SER	2.3
49	J8	6	GLU	2.3
2	12	58	ILE	2.3
7	6E	16	LEU	2.3
16	7A	49	LEU	2.3
33	59	52	VAL	2.3
6	52	66	GLU	2.3
7	6E	11	GLN	2.3
55	M5	5	LYS	2.3
7	62	8	GLU	2.3
33	51	16	SER	2.3
20	BA	53	LEU	2.3
44	E8	93	ALA	2.3
6	52	58	GLY	2.3
11	2A	56	GLY	2.3
17	8A	21	VAL	2.3
30	21	99	GLY	2.3
11	2A	19	ALA	2.3
39	98	116	LEU	2.3
7	62	62	PHE	2.3
11	2A	45	GLY	2.3
24	3K	45	G	2.3
29	11	211	ARG	2.3
30	29	79	ARG	2.3
48	E5	39	ARG	2.3
47	D5	163	LEU	2.3
36	25	10	VAL	2.3
41	B8	33	LYS	2.3
37	35	81	GLN	2.3
12	3I	60	LEU	2.3
19	AA	62	ILE	2.3
28	71	191	ALA	2.3
1	1G	1536	C	2.3
30	21	93	VAL	2.3
3	22	96	GLY	2.3
17	8I	96	GLU	2.3
12	3I	20	LYS	2.3

Continued on next page...

Continued from previous page...

Mol	Chain	Res	Type	RSRZ
3	2E	169	ALA	2.3
11	2I	83	ILE	2.3
29	19	111	LEU	2.3
37	35	64	LYS	2.3
44	E8	38	TYR	2.3
3	2E	138	VAL	2.3
33	59	76	VAL	2.3
9	8E	126	SER	2.3
28	71	220	PRO	2.3
55	M5	30	ARG	2.3
30	21	8	LYS	2.3
49	F5	48	LYS	2.3
3	2E	189	ALA	2.3
6	52	4	TYR	2.3
11	2I	30	VAL	2.3
11	2A	94	ALA	2.3
12	3A	85	ILE	2.3
36	68	22	ILE	2.3
39	98	35	THR	2.3
42	85	90	VAL	2.3
39	98	93	GLY	2.3
40	A8	48	LEU	2.3
8	7E	83	ILE	2.3
43	95	96	ILE	2.3
17	8A	71	PHE	2.3
28	71	170	ALA	2.3
30	29	96	PHE	2.3
31	39	131	GLY	2.3
36	25	44	LYS	2.3
6	5E	57	GLN	2.3
12	3I	26	ALA	2.3
36	68	46	ALA	2.3
28	71	48	GLY	2.3
29	11	40	THR	2.3
48	E5	71	ASP	2.3
35	58	11	PRO	2.3
37	35	59	LEU	2.3
37	35	78	PRO	2.3
39	98	109	ALA	2.3
46	C5	6	HIS	2.3
30	21	171	GLU	2.3
7	62	140	ASP	2.3

Continued on next page...

Continued from previous page...

Mol	Chain	Res	Type	RSRZ
4	32	49	ARG	2.3
38	45	83	MET	2.3
35	15	70	LYS	2.3
44	E8	24	ILE	2.3
11	2I	43	SER	2.3
45	F8	81	VAL	2.3
55	Q8	64	TYR	2.3
3	2E	88	ARG	2.2
3	22	40	ARG	2.2
11	2A	36	ASP	2.2
30	21	181	LEU	2.2
37	35	79	ARG	2.2
3	2E	182	ILE	2.2
3	22	55	VAL	2.2
28	71	175	VAL	2.2
39	98	48	VAL	2.2
53	N8	45	VAL	2.2
49	F5	31	GLY	2.2
17	8A	75	ARG	2.2
35	15	39	ARG	2.2
3	22	196	LEU	2.2
6	52	39	LYS	2.2
14	5A	56	VAL	2.2
20	BA	106	ALA	2.2
33	51	101	ARG	2.2
52	M8	40	HIS	2.2
12	3A	57	LYS	2.2
35	58	84	LYS	2.2
3	2E	202	ILE	2.2
29	11	109	ASP	2.2
3	22	99	VAL	2.2
37	35	58	THR	2.2
46	C5	39	VAL	2.2
48	E5	12	ASN	2.2
44	E8	81	ALA	2.2
49	F5	20	ARG	2.2
36	25	42	SER	2.2
49	F5	95	LEU	2.2
3	2E	68	VAL	2.2
3	22	103	VAL	2.2
36	68	2	ILE	2.2
41	B8	10	VAL	2.2

Continued on next page...

Continued from previous page...

Mol	Chain	Res	Type	RSRZ
3	2E	139	GLN	2.2
29	19	261	LYS	2.2
30	21	106	GLY	2.2
53	N8	5	PRO	2.2
2	12	80	ILE	2.2
12	3I	96	VAL	2.2
42	C8	88	ILE	2.2
11	2I	70	LYS	2.2
55	M5	55	ALA	2.2
29	11	111	LEU	2.2
31	39	12	LEU	2.2
35	15	33	LEU	2.2
44	E8	82	LEU	2.2
4	32	178	VAL	2.2
11	2A	107	SER	2.2
14	5A	50	LYS	2.2
3	2E	98	ASN	2.2
47	D5	67	LEU	2.2
18	9A	55	ARG	2.2
29	11	21	PHE	2.2
42	C8	106	PHE	2.2
29	11	270	ILE	2.2
30	21	198	VAL	2.2
34	69	88	ILE	2.2
36	25	2	ILE	2.2
17	8I	79	SER	2.2
38	45	105	GLU	2.2
40	A8	111	GLU	2.2
41	B8	67	SER	2.2
55	M5	49	VAL	2.2
8	7E	63	LEU	2.2
29	11	116	GLN	2.2
32	49	175	LEU	2.2
30	29	90	THR	2.2
36	68	18	LYS	2.2
3	22	197	GLY	2.2
26	14	5	A	2.2
7	6E	99	LEU	2.2
28	79	47	LEU	2.2
30	21	19	ARG	2.2
47	D5	91	LEU	2.2
39	98	42	LYS	2.2

Continued on next page...

Continued from previous page...

Mol	Chain	Res	Type	RSRZ
43	95	97	LYS	2.2
4	3E	185	PHE	2.2
30	21	105	THR	2.2
30	21	100	GLU	2.2
43	D8	99	ILE	2.2
29	11	194	GLY	2.2
35	15	36	GLY	2.2
12	3A	84	LEU	2.2
20	BI	44	ALA	2.2
28	71	13	LYS	2.2
29	11	9	TYR	2.2
29	19	13	ARG	2.2
48	E5	21	LEU	2.2
3	2E	123	GLN	2.2
11	2A	30	VAL	2.2
20	BA	51	GLU	2.2
37	35	35	HIS	2.2
7	62	147	ALA	2.2
17	8A	6	LEU	2.2
29	19	175	LEU	2.2
49	J8	82	LEU	2.2
39	98	14	SER	2.2
45	F8	87	GLN	2.2
3	2E	198	VAL	2.2
12	3I	85	ILE	2.2
28	71	38	ASP	2.2
29	11	200	ASP	2.2
30	21	21	VAL	2.2
41	B8	89	VAL	2.2
5	4E	59	GLY	2.2
37	35	77	ARG	2.2
11	2A	63	LEU	2.1
11	2A	61	ALA	2.1
37	35	80	TYR	2.1
39	98	112	ALA	2.1
45	B5	91	ALA	2.1
28	71	63	SER	2.1
3	2E	56	ASP	2.1
8	72	83	ILE	2.1
11	2A	111	ASP	2.1
14	5A	46	GLU	2.1
29	19	270	ILE	2.1

Continued on next page...

Continued from previous page...

Mol	Chain	Res	Type	RSRZ
35	15	11	PRO	2.1
12	3I	63	GLY	2.1
17	8A	100	LYS	2.1
30	21	2	LYS	2.1
30	21	185	LYS	2.1
55	M5	11	LYS	2.1
6	52	63	TYR	2.1
11	2A	87	THR	2.1
26	1H	2799	A	2.1
35	58	93	THR	2.1
42	85	104	GLN	2.1
4	3E	24	GLU	2.1
4	3E	170	VAL	2.1
5	4E	33	VAL	2.1
17	8A	57	VAL	2.1
26	14	2798	C	2.1
28	79	51	PRO	2.1
36	68	63	VAL	2.1
46	G8	101	LYS	2.1
4	32	19	LEU	2.1
28	71	64	LEU	2.1
39	98	98	LEU	2.1
30	21	15	PHE	2.1
36	68	65	THR	2.1
30	21	196	VAL	2.1
36	68	57	VAL	2.1
44	A5	103	ILE	2.1
50	G5	41	ILE	2.1
11	2I	98	LEU	2.1
24	3K	11	C	2.1
39	98	113	LEU	2.1
3	2E	53	ALA	2.1
7	6E	153	HIS	2.1
34	69	11	ASN	2.1
34	69	36	ALA	2.1
46	C5	55	TYR	2.1
20	BA	54	LYS	2.1
37	35	96	THR	2.1
41	B8	3	ARG	2.1
36	68	43	VAL	2.1
1	1G	1029	G	2.1
3	2E	188	LEU	2.1

Continued on next page...

Continued from previous page...

Mol	Chain	Res	Type	RSRZ
7	6E	82	GLY	2.1
34	69	9	LEU	2.1
36	68	91	LEU	2.1
4	32	68	TYR	2.1
8	72	84	ARG	2.1
17	8I	29	HIS	2.1
10	1I	94	VAL	2.1
35	58	14	VAL	2.1
12	3I	77	LEU	2.1
20	BA	91	LEU	2.1
30	21	74	PRO	2.1
28	71	9	ALA	2.1
10	1I	95	GLU	2.1
30	29	73	GLU	2.1
20	BA	9	ASN	2.1
41	B8	30	VAL	2.1
55	M5	22	VAL	2.1
29	11	10	THR	2.1
39	98	95	THR	2.1
4	3E	176	LEU	2.1
37	35	72	PRO	2.1
28	79	45	ALA	2.1
36	68	83	ALA	2.1
36	25	56	ASP	2.1
5	4E	13	ILE	2.1
7	62	97	GLN	2.1
20	BA	84	LEU	2.1
29	19	5	LYS	2.1
35	15	56	ASN	2.1
48	E5	8	GLY	2.1
48	E5	76	GLY	2.1
55	M5	25	MET	2.1
55	M5	59	LYS	2.1
2	1E	152	PHE	2.1
5	42	8	GLU	2.1
18	9A	46	GLU	2.1
30	21	28	ALA	2.1
33	51	26	VAL	2.1
42	85	56	ASP	2.1
8	72	119	LEU	2.1
32	49	176	LEU	2.1
45	F8	1	MET	2.1

Continued on next page...

Continued from previous page...

Mol	Chain	Res	Type	RSRZ
51	H5	4	LEU	2.1
28	71	192	PHE	2.1
34	69	134	PRO	2.1
7	62	50	ILE	2.1
44	A5	104	THR	2.1
10	1I	20	ALA	2.1
20	BA	58	LYS	2.1
11	2A	47	VAL	2.1
12	3I	101	VAL	2.1
28	79	222	VAL	2.1
29	19	2	ALA	2.1
33	51	34	GLU	2.1
36	25	11	ALA	2.1
37	78	145	PRO	2.1
39	98	21	TYR	2.1
36	25	43	VAL	2.1
37	78	71	VAL	2.1
38	45	10	ARG	2.1
38	45	33	GLY	2.1
11	2I	61	ALA	2.1
26	14	3	U	2.1
28	71	33	ALA	2.1
28	79	204	ALA	2.1
35	15	53	VAL	2.1
44	E8	105	VAL	2.1
45	F8	84	ALA	2.1
14	5A	53	LEU	2.1
31	31	181	LEU	2.1
7	62	26	PHE	2.0
35	15	130	HIS	2.1
37	35	51	PHE	2.0
52	M8	42	PHE	2.0
42	85	55	ARG	2.0
51	H5	44	ARG	2.0
53	N8	33	CYS	2.0
11	2I	25	TYR	2.0
3	22	15	THR	2.0
15	6I	2	PRO	2.0
17	8I	20	THR	2.0
34	69	86	THR	2.0
51	H5	36	VAL	2.0
3	22	204	LEU	2.0

Continued on next page...

Continued from previous page...

Mol	Chain	Res	Type	RSRZ
4	32	70	ILE	2.0
17	8I	22	LEU	2.0
20	BI	99	LEU	2.0
30	21	10	GLY	2.0
44	A5	86	LEU	2.0
6	52	59	TYR	2.0
11	2I	63	LEU	2.0
34	69	35	LEU	2.0
37	35	138	LEU	2.0
43	95	35	LEU	2.0
5	42	66	MET	2.0
38	45	5	ARG	2.0
28	71	23	ASP	2.0
22	1K	73	A	2.0
20	BI	91	LEU	2.0
28	79	49	ILE	2.0
37	35	129	ALA	2.0
46	C5	65	ALA	2.0
43	D8	44	LYS	2.0
49	F5	58	ILE	2.0
28	79	206	GLY	2.0
29	11	13	ARG	2.0
11	2A	93	GLN	2.0
29	19	117	VAL	2.0
35	15	58	ASP	2.0
8	72	86	ILE	2.0
31	31	123	LEU	2.0
46	C5	84	ARG	2.0
29	11	53	PHE	2.0
37	35	130	PHE	2.0
38	45	65	PHE	2.0
33	59	159	GLU	2.0
36	68	9	GLU	2.0
47	D5	168	GLU	2.0
3	2E	200	ALA	2.0
6	5E	63	TYR	2.0
20	BA	100	ILE	2.0
29	19	182	LEU	2.0
30	29	77	ILE	2.0
31	31	9	ILE	2.0
35	58	74	ARG	2.0
41	B8	87	ASP	2.0

Continued on next page...

Continued from previous page...

Mol	Chain	Res	Type	RSRZ
20	BA	101	GLY	2.0
24	3L	6	G	2.0
28	71	163	PHE	2.0
42	85	106	PHE	2.0
37	35	122	PRO	2.0
38	45	99	PRO	2.0
2	1E	156	LYS	2.0
30	29	48	GLN	2.0
20	BA	36	LEU	2.0
30	21	188	VAL	2.0
36	25	61	VAL	2.0
39	98	10	LEU	2.0
54	P8	3	ARG	2.0

6.2 Non-standard residues in protein, DNA, RNA chains [i](#)

In the following table, the Atoms column lists the number of modelled atoms in the group and the number defined in the chemical component dictionary. LLDF column lists the quality of electron density of the group with respect to its neighbouring residues in protein, DNA or RNA chains. The B-factors column lists the minimum, median, 95th percentile and maximum values of B factors of atoms in the group. The column labelled 'Q< 0.9' lists the number of atoms with occupancy less than 0.9.

Mol	Type	Chain	Res	Atoms	RSCC	RSR	LLDF	B-factors(Å ²)	Q<0.9
23	OMC	2L	33	21/22	0.90	0.15	-	105,114,118,121	0
22	U8U	1L	34	23/24	0.92	0.17	-	123,133,138,150	0
22	T6A	1K	37	32/33	0.92	0.21	-	79,94,121,123	0
22	PSU	1K	39	20/21	0.93	0.13	-	98,115,125,127	0
23	4SU	2K	8	20/21	0.94	0.14	-	91,98,107,109	0
22	U8U	1K	34	23/24	0.95	0.15	-	84,92,100,108	0
23	G7M	2L	47	24/25	0.93	0.12	-	126,133,141,145	0
24	PSU	3L	39	20/21	0.94	0.23	-	145,155,159,162	0
23	PSU	2L	56	20/21	0.93	0.11	-	115,126,131,135	0
23	4SU	2L	8	20/21	0.90	0.16	-	114,124,129,130	0
22	5MU	1K	54	21/22	0.92	0.15	-	110,117,132,137	0
24	PSU	3K	39	20/21	0.92	0.17	-	141,151,156,159	0
22	5MU	1L	54	21/22	0.94	0.12	-	133,141,146,152	0
23	PSU	2K	56	20/21	0.91	0.16	-	99,110,121,122	0
22	PSU	1K	55	20/21	0.91	0.15	-	102,113,120,131	0
23	5MU	2L	55	21/22	0.94	0.13	-	119,131,141,145	0
23	G7M	2K	47	24/25	0.95	0.13	-	102,114,127,133	0
22	PSU	1L	55	20/21	0.91	0.09	-	129,139,149,150	0

Continued on next page...

Continued from previous page...

Mol	Type	Chain	Res	Atoms	RSCC	RSR	LLDF	B-factors(\AA^2)	Q<0.9
23	OMC	2K	33	21/22	0.96	0.17	-	77,83,91,93	0
22	PSU	1L	39	20/21	0.87	0.14	-	135,144,149,150	0
23	5MU	2K	55	21/22	0.96	0.18	-	106,117,125,127	0
22	T6A	1L	37	32/33	0.88	0.21	-	132,140,153,154	0

6.3 Carbohydrates [i](#)

There are no carbohydrates in this entry.

6.4 Ligands [i](#)

In the following table, the Atoms column lists the number of modelled atoms in the group and the number defined in the chemical component dictionary. LLDF column lists the quality of electron density of the group with respect to its neighbouring residues in protein, DNA or RNA chains. The B-factors column lists the minimum, median, 95th percentile and maximum values of B factors of atoms in the group. The column labelled 'Q< 0.9' lists the number of atoms with occupancy less than 0.9.

Mol	Type	Chain	Res	Atoms	RSCC	RSR	LLDF	B-factors(\AA^2)	Q<0.9
56	MG	14	3281	1/1	0.91	1.28	89.04	89,89,89,89	0
56	MG	14	3007	1/1	0.89	0.64	51.74	63,63,63,63	0
56	MG	1H	3178	1/1	0.87	0.35	35.83	74,74,74,74	0
56	MG	1H	3134	1/1	0.79	0.41	35.25	90,90,90,90	0
56	MG	14	3159	1/1	0.91	0.44	32.55	81,81,81,81	0
56	MG	14	3097	1/1	0.97	0.28	31.83	74,74,74,74	0
56	MG	1H	3036	1/1	0.96	0.38	26.96	77,77,77,77	0
56	MG	14	3212	1/1	0.88	0.31	26.79	69,69,69,69	0
56	MG	1H	3306	1/1	0.94	0.43	26.02	84,84,84,84	0
56	MG	1H	3298	1/1	0.47	0.35	25.48	93,93,93,93	0
56	MG	1G	1634	1/1	0.95	0.39	23.64	109,109,109,109	0
56	MG	1H	3200	1/1	0.70	0.33	23.48	87,87,87,87	0
56	MG	14	3096	1/1	0.95	0.53	23.22	60,60,60,60	0
56	MG	13	1660	1/1	0.98	0.51	22.94	81,81,81,81	0
56	MG	14	3106	1/1	0.93	0.81	21.39	69,69,69,69	0
56	MG	1H	3106	1/1	0.93	0.40	21.29	77,77,77,77	0
56	MG	1H	3270	1/1	0.65	0.47	21.10	70,70,70,70	0
56	MG	16	204	1/1	0.90	0.40	20.58	98,98,98,98	0
56	MG	1H	3093	1/1	0.79	0.22	20.42	72,72,72,72	0
56	MG	1H	3209	1/1	0.89	0.35	20.21	82,82,82,82	0
56	MG	1H	3053	1/1	0.83	0.54	20.18	82,82,82,82	0

Continued on next page...

Continued from previous page...

Mol	Type	Chain	Res	Atoms	RSCC	RSR	LLDF	B-factors(\AA^2)	Q<0.9
56	MG	1H	3070	1/1	0.95	0.34	19.67	50,50,50,50	0
56	MG	1G	1629	1/1	0.92	0.53	19.43	104,104,104,104	0
56	MG	1H	3216	1/1	0.88	0.37	19.16	80,80,80,80	0
56	MG	14	3010	1/1	0.98	0.44	18.54	54,54,54,54	0
56	MG	14	3282	1/1	0.89	0.51	18.44	84,84,84,84	0
56	MG	1H	3012	1/1	0.96	0.31	18.42	79,79,79,79	0
56	MG	13	1608	1/1	0.80	0.30	18.05	91,91,91,91	0
56	MG	14	3125	1/1	0.94	0.37	17.77	54,54,54,54	0
56	MG	1G	1648	1/1	0.97	0.48	17.74	78,78,78,78	0
56	MG	1H	3184	1/1	0.91	0.42	17.48	96,96,96,96	0
56	MG	1H	3176	1/1	0.94	0.31	17.06	68,68,68,68	0
56	MG	I8	102	1/1	0.80	0.45	16.79	83,83,83,83	0
56	MG	14	3014	1/1	0.98	0.43	16.73	49,49,49,49	0
56	MG	1H	3065	1/1	0.96	0.33	16.72	55,55,55,55	0
56	MG	14	3072	1/1	0.95	0.40	16.43	55,55,55,55	0
56	MG	14	3006	1/1	0.94	0.54	16.38	58,58,58,58	0
56	MG	1H	3138	1/1	0.81	0.37	16.36	61,61,61,61	0
56	MG	1H	3226	1/1	0.93	0.29	16.27	55,55,55,55	0
56	MG	14	3085	1/1	0.96	0.39	16.20	51,51,51,51	0
56	MG	14	3116	1/1	0.95	0.46	16.09	63,63,63,63	0
56	MG	14	3048	1/1	0.99	0.48	15.92	55,55,55,55	0
56	MG	16	201	1/1	0.92	0.21	15.85	92,92,92,92	0
56	MG	13	1650	1/1	0.92	0.34	15.66	79,79,79,79	0
56	MG	1H	3024	1/1	0.92	0.46	15.46	70,70,70,70	0
56	MG	1G	1660	1/1	0.96	0.46	15.27	97,97,97,97	0
56	MG	14	3180	1/1	0.81	0.24	15.23	79,79,79,79	0
56	MG	1H	3045	1/1	0.81	0.39	15.21	116,116,116,116	0
56	MG	13	1619	1/1	0.99	0.32	15.07	69,69,69,69	0
56	MG	14	3095	1/1	0.92	0.47	14.96	56,56,56,56	0
56	MG	14	3250	1/1	0.63	0.31	14.72	99,99,99,99	0
56	MG	1H	3268	1/1	0.87	0.39	14.65	79,79,79,79	0
56	MG	13	1602	1/1	0.99	0.38	14.52	89,89,89,89	0
56	MG	13	1664	1/1	0.84	0.34	14.14	99,99,99,99	0
56	MG	14	3238	1/1	0.88	0.36	14.06	78,78,78,78	0
56	MG	14	3210	1/1	0.86	0.38	13.87	96,96,96,96	0
56	MG	1H	3163	1/1	0.91	0.35	13.64	48,48,48,48	0
56	MG	1H	3275	1/1	0.71	0.42	13.30	74,74,74,74	0
56	MG	14	3197	1/1	0.77	0.36	13.18	84,84,84,84	0
56	MG	1H	3102	1/1	0.90	0.33	13.06	55,55,55,55	0
56	MG	14	3009	1/1	0.95	0.37	12.62	52,52,52,52	0
56	MG	14	3222	1/1	0.79	0.42	12.44	80,80,80,80	0

Continued on next page...

Continued from previous page...

Mol	Type	Chain	Res	Atoms	RSCC	RSR	LLDF	B-factors(\AA^2)	Q<0.9
56	MG	14	3286	1/1	0.96	0.38	12.02	83,83,83,83	0
56	MG	1H	3023	1/1	0.95	0.40	11.97	57,57,57,57	0
56	MG	14	3262	1/1	0.65	0.44	11.82	91,91,91,91	0
56	MG	14	3245	1/1	0.84	0.23	11.79	88,88,88,88	0
56	MG	1H	3256	1/1	0.98	0.24	11.64	76,76,76,76	0
56	MG	14	3016	1/1	0.98	0.30	11.63	60,60,60,60	0
56	MG	13	1655	1/1	0.47	0.33	11.52	103,103,103,103	0
56	MG	1G	1605	1/1	0.95	0.31	11.45	85,85,85,85	0
56	MG	14	3271	1/1	0.86	0.23	11.34	74,74,74,74	0
56	MG	14	3193	1/1	0.86	0.36	11.30	78,78,78,78	0
56	MG	14	3090	1/1	0.99	0.31	11.24	70,70,70,70	0
56	MG	14	3242	1/1	0.92	0.32	11.24	70,70,70,70	0
56	MG	14	3244	1/1	0.86	0.32	11.10	74,74,74,74	0
56	MG	13	1652	1/1	0.92	0.26	11.07	74,74,74,74	0
56	MG	1H	3099	1/1	0.76	0.45	11.03	75,75,75,75	0
56	MG	14	3246	1/1	0.91	0.31	10.83	72,72,72,72	0
56	MG	14	3042	1/1	0.99	0.28	10.76	58,58,58,58	0
56	MG	14	3156	1/1	0.79	0.40	10.42	62,62,62,62	0
56	MG	13	1621	1/1	0.94	0.27	10.27	95,95,95,95	0
56	MG	1H	3203	1/1	0.89	0.53	10.22	75,75,75,75	0
56	MG	14	3257	1/1	0.84	0.38	10.17	68,68,68,68	0
56	MG	14	3109	1/1	0.94	0.38	9.96	72,72,72,72	0
56	MG	14	3189	1/1	0.94	0.41	9.96	73,73,73,73	0
56	MG	1H	3035	1/1	0.91	0.37	9.95	76,76,76,76	0
56	MG	14	3248	1/1	0.94	0.24	9.85	94,94,94,94	0
56	MG	14	3247	1/1	0.86	0.36	9.66	73,73,73,73	0
56	MG	13	1645	1/1	0.97	0.28	9.62	66,66,66,66	0
56	MG	14	3199	1/1	0.90	0.33	9.29	59,59,59,59	0
56	MG	14	3084	1/1	0.97	0.26	9.00	73,73,73,73	0
56	MG	14	3099	1/1	0.97	0.31	8.94	62,62,62,62	0
56	MG	1H	3064	1/1	0.95	0.24	8.92	54,54,54,54	0
56	MG	1G	1653	1/1	0.97	0.27	8.68	85,85,85,85	0
56	MG	16	203	1/1	0.70	0.27	8.60	91,91,91,91	0
56	MG	1H	3037	1/1	0.93	0.48	8.57	63,63,63,63	0
56	MG	1H	3014	1/1	0.93	0.26	8.55	69,69,69,69	0
56	MG	1H	3020	1/1	0.96	0.24	8.32	60,60,60,60	0
56	MG	2L	101	1/1	0.98	0.41	8.27	72,72,72,72	0
56	MG	85	201	1/1	0.83	0.49	8.20	88,88,88,88	0
56	MG	1G	1609	1/1	0.82	0.19	8.11	94,94,94,94	0
56	MG	14	3103	1/1	0.96	0.33	8.10	66,66,66,66	0
56	MG	1H	3251	1/1	0.93	0.24	7.78	63,63,63,63	0

Continued on next page...

Continued from previous page...

Mol	Type	Chain	Res	Atoms	RSCC	RSR	LLDF	B-factors(\AA^2)	Q<0.9
56	MG	1H	3101	1/1	0.96	0.27	7.78	64,64,64,64	0
56	MG	14	3213	1/1	0.96	0.25	7.72	89,89,89,89	0
56	MG	14	3284	1/1	0.79	0.23	7.68	84,84,84,84	0
56	MG	13	1613	1/1	0.94	0.29	7.58	77,77,77,77	0
56	MG	14	3308	1/1	0.81	0.28	7.56	82,82,82,82	0
56	MG	1H	3001	1/1	0.98	0.32	7.56	53,53,53,53	0
56	MG	14	3211	1/1	0.83	0.28	7.47	74,74,74,74	0
56	MG	1H	3002	1/1	0.97	0.32	7.38	49,49,49,49	0
56	MG	1H	3046	1/1	0.78	0.47	7.08	87,87,87,87	0
56	MG	14	3153	1/1	0.66	0.38	7.08	78,78,78,78	0
56	MG	1H	3258	1/1	0.76	0.37	7.01	72,72,72,72	0
56	MG	13	1604	1/1	0.82	0.29	7.01	93,93,93,93	0
56	MG	14	3224	1/1	0.57	0.57	7.01	75,75,75,75	0
56	MG	1H	3186	1/1	0.83	0.17	6.99	71,71,71,71	0
56	MG	1H	3192	1/1	0.85	0.24	6.91	81,81,81,81	0
56	MG	41	201	1/1	0.79	0.27	6.84	71,71,71,71	0
56	MG	13	1639	1/1	0.90	0.33	6.82	85,85,85,85	0
56	MG	14	3230	1/1	0.92	0.36	6.78	72,72,72,72	0
56	MG	14	3102	1/1	0.90	0.27	6.65	76,76,76,76	0
56	MG	14	3205	1/1	0.69	0.49	6.63	80,80,80,80	0
56	MG	14	3237	1/1	0.94	0.29	6.63	62,62,62,62	0
56	MG	1G	1616	1/1	0.77	0.49	6.59	96,96,96,96	0
56	MG	13	1676	1/1	0.79	0.20	6.58	127,127,127,127	0
56	MG	1H	3241	1/1	0.83	0.29	6.52	73,73,73,73	0
56	MG	1H	3084	1/1	0.85	0.22	6.13	82,82,82,82	0
56	MG	14	3171	1/1	0.97	0.27	6.13	56,56,56,56	0
56	MG	14	3108	1/1	0.95	0.32	6.04	75,75,75,75	0
56	MG	1H	3068	1/1	0.96	0.30	6.00	56,56,56,56	0
56	MG	1H	3158	1/1	0.98	0.41	5.89	68,68,68,68	0
56	MG	13	1644	1/1	0.91	0.28	5.84	84,84,84,84	0
56	MG	13	1677	1/1	0.85	0.33	5.80	91,91,91,91	0
56	MG	1G	1620	1/1	0.78	0.25	5.76	94,94,94,94	0
56	MG	14	3115	1/1	0.97	0.34	5.69	66,66,66,66	0
56	MG	1G	1636	1/1	0.94	0.33	5.51	101,101,101,101	0
56	MG	1H	3110	1/1	0.64	0.28	5.48	65,65,65,65	0
56	MG	1H	3313	1/1	0.93	0.32	5.47	66,66,66,66	0
56	MG	14	3127	1/1	0.76	0.27	5.46	71,71,71,71	0
56	MG	1H	3265	1/1	0.94	0.21	5.45	74,74,74,74	0
56	MG	1H	3292	1/1	0.88	0.38	5.35	61,61,61,61	0
56	MG	1H	3149	1/1	0.86	0.26	5.25	65,65,65,65	0
56	MG	1H	3198	1/1	0.75	0.20	5.16	67,67,67,67	0

Continued on next page...

Continued from previous page...

Mol	Type	Chain	Res	Atoms	RSCC	RSR	LLDF	B-factors(\AA^2)	Q<0.9
56	MG	1H	3244	1/1	0.88	0.19	5.11	84,84,84,84	0
56	MG	1H	3074	1/1	0.97	0.20	5.02	69,69,69,69	0
56	MG	1H	3010	1/1	0.98	0.35	4.94	57,57,57,57	0
56	MG	1G	1628	1/1	0.95	0.19	4.92	98,98,98,98	0
56	MG	1H	3305	1/1	0.95	0.29	4.88	68,68,68,68	0
56	MG	1H	3088	1/1	0.94	0.28	4.79	54,54,54,54	0
56	MG	14	3123	1/1	0.95	0.26	4.67	82,82,82,82	0
56	MG	1G	1601	1/1	0.97	0.28	4.63	96,96,96,96	0
56	MG	1H	3321	1/1	0.85	0.22	4.61	85,85,85,85	0
56	MG	1G	1619	1/1	0.86	0.29	4.58	89,89,89,89	0
56	MG	14	3067	1/1	0.97	0.21	4.54	74,74,74,74	0
56	MG	14	3145	1/1	0.90	0.24	4.53	67,67,67,67	0
56	MG	1H	3161	1/1	0.82	0.21	4.28	84,84,84,84	0
56	MG	14	3216	1/1	0.85	0.22	4.20	70,70,70,70	0
56	MG	14	3165	1/1	0.90	0.29	4.15	60,60,60,60	0
56	MG	14	3078	1/1	0.97	0.25	4.13	64,64,64,64	0
56	MG	13	1670	1/1	0.96	0.23	4.12	95,95,95,95	0
56	MG	13	1681	1/1	0.85	0.25	4.02	106,106,106,106	0
56	MG	13	1634	1/1	0.98	0.26	3.88	53,53,53,53	0
56	MG	13	1601	1/1	0.99	0.24	3.84	59,59,59,59	0
56	MG	14	3052	1/1	0.96	0.27	3.70	71,71,71,71	0
56	MG	1H	3054	1/1	0.92	0.20	3.65	87,87,87,87	0
56	MG	1G	1615	1/1	0.95	0.17	3.65	119,119,119,119	0
56	MG	14	3143	1/1	0.81	0.29	3.59	70,70,70,70	0
56	MG	13	1640	1/1	0.96	0.15	3.50	91,91,91,91	0
56	MG	14	3239	1/1	0.84	0.26	3.43	79,79,79,79	0
56	MG	1G	1626	1/1	0.88	0.23	3.39	95,95,95,95	0
56	MG	13	1651	1/1	0.92	0.19	3.37	86,86,86,86	0
56	MG	1H	3021	1/1	0.96	0.24	3.22	57,57,57,57	0
56	MG	14	3215	1/1	0.93	0.16	3.20	83,83,83,83	0
56	MG	16	206	1/1	0.89	0.25	3.19	84,84,84,84	0
56	MG	1G	1607	1/1	0.99	0.27	3.17	77,77,77,77	0
56	MG	88	202	1/1	0.93	0.30	3.12	87,87,87,87	0
56	MG	1H	3177	1/1	0.96	0.23	3.11	82,82,82,82	0
56	MG	14	3137	1/1	0.94	0.18	3.11	62,62,62,62	0
56	MG	13	1615	1/1	0.97	0.18	3.05	85,85,85,85	0
56	MG	13	1720	1/1	0.93	0.16	3.02	115,115,115,115	0
56	MG	14	3221	1/1	0.81	0.17	3.02	91,91,91,91	0
56	MG	1H	3320	1/1	0.95	0.20	2.98	68,68,68,68	0
56	MG	1H	3309	1/1	0.87	0.28	2.89	79,79,79,79	0
56	MG	1G	1640	1/1	0.63	0.14	2.78	108,108,108,108	0

Continued on next page...

Continued from previous page...

Mol	Type	Chain	Res	Atoms	RSCC	RSR	LLDF	B-factors(\AA^2)	Q<0.9
56	MG	1H	3078	1/1	0.97	0.19	2.78	57,57,57,57	0
56	MG	14	3081	1/1	0.94	0.38	2.78	62,62,62,62	0
56	MG	14	3155	1/1	0.92	0.22	2.65	71,71,71,71	0
56	MG	13	1633	1/1	0.92	0.19	2.61	65,65,65,65	0
56	MG	14	3113	1/1	0.92	0.16	2.50	78,78,78,78	0
56	MG	14	3264	1/1	0.92	0.15	2.48	92,92,92,92	0
56	MG	13	1698	1/1	0.80	0.22	2.47	81,81,81,81	0
56	MG	1H	3058	1/1	0.96	0.20	2.45	62,62,62,62	0
56	MG	1H	3127	1/1	0.98	0.28	2.42	53,53,53,53	0
56	MG	2K	103	1/1	0.99	0.28	2.42	71,71,71,71	0
56	MG	3I	201	1/1	0.92	0.19	2.32	62,62,62,62	0
56	MG	1H	3095	1/1	0.97	0.18	2.26	73,73,73,73	0
56	MG	1H	3009	1/1	0.93	0.24	2.22	66,66,66,66	0
56	MG	1H	3153	1/1	0.92	0.16	2.21	60,60,60,60	0
56	MG	1G	1613	1/1	0.86	0.19	2.11	100,100,100,100	0
56	MG	1H	3182	1/1	0.82	0.29	2.09	77,77,77,77	0
56	MG	13	1672	1/1	0.86	0.19	2.06	81,81,81,81	0
56	MG	1H	3022	1/1	0.90	0.21	1.99	52,52,52,52	0
56	MG	14	3203	1/1	0.83	0.16	1.97	68,68,68,68	0
56	MG	1H	3142	1/1	0.89	0.18	1.92	68,68,68,68	0
57	PAR	13	1730	42/42	0.97	0.19	1.89	67,77,86,91	0
56	MG	14	3049	1/1	0.97	0.21	1.74	58,58,58,58	0
56	MG	13	1663	1/1	0.91	0.18	1.68	75,75,75,75	0
56	MG	1H	3079	1/1	0.91	0.18	1.53	61,61,61,61	0
56	MG	14	3278	1/1	0.78	0.35	1.49	96,96,96,96	0
56	MG	13	1618	1/1	0.91	0.14	1.48	97,97,97,97	0
56	MG	1H	3124	1/1	0.83	0.24	1.46	59,59,59,59	0
56	MG	14	3191	1/1	0.78	0.18	1.41	76,76,76,76	0
56	MG	14	3080	1/1	0.98	0.29	1.36	67,67,67,67	0
56	MG	14	3074	1/1	0.98	0.26	1.33	45,45,45,45	0
56	MG	14	3023	1/1	0.82	0.34	1.26	55,55,55,55	0
56	MG	1H	3259	1/1	0.91	0.14	1.21	80,80,80,80	0
56	MG	14	3135	1/1	0.98	0.19	1.20	78,78,78,78	0
56	MG	5I	101	1/1	0.59	0.17	1.09	88,88,88,88	0
56	MG	13	1612	1/1	0.96	0.24	1.04	79,79,79,79	0
56	MG	1H	3315	1/1	0.76	0.13	1.04	91,91,91,91	0
56	MG	1H	3109	1/1	0.99	0.18	0.96	59,59,59,59	0
56	MG	1H	3204	1/1	0.90	0.16	0.93	100,100,100,100	0
56	MG	1H	3141	1/1	0.83	0.17	0.90	69,69,69,69	0
56	MG	1H	3007	1/1	0.98	0.21	0.88	80,80,80,80	0
56	MG	14	3207	1/1	0.95	0.19	0.71	89,89,89,89	0
56	MG	13	1673	1/1	0.91	0.12	0.65	102,102,102,102	0

Continued on next page...

Continued from previous page...

Mol	Type	Chain	Res	Atoms	RSCC	RSR	LLDF	B-factors(\AA^2)	Q<0.9
56	MG	1H	3122	1/1	0.96	0.20	0.63	50,50,50,50	0
56	MG	1H	3240	1/1	0.85	0.21	0.60	56,56,56,56	0
56	MG	1G	1652	1/1	0.91	0.15	0.53	88,88,88,88	0
56	MG	1H	3131	1/1	0.96	0.21	0.51	62,62,62,62	0
57	PAR	1G	1681	42/42	0.96	0.16	0.50	79,90,98,101	0
56	MG	5E	201	1/1	0.92	0.26	0.49	84,84,84,84	0
56	MG	1G	1617	1/1	0.96	0.15	0.49	125,125,125,125	0
56	MG	14	3196	1/1	0.84	0.33	0.48	69,69,69,69	0
56	MG	14	3318	1/1	0.98	0.19	0.46	71,71,71,71	0
56	MG	1H	3267	1/1	0.89	0.20	0.37	69,69,69,69	0
56	MG	1H	3166	1/1	0.92	0.13	0.31	68,68,68,68	0
56	MG	1G	1650	1/1	0.96	0.20	0.30	91,91,91,91	0
56	MG	13	1682	1/1	0.95	0.14	0.30	73,73,73,73	0
56	MG	14	3158	1/1	0.89	0.18	0.28	71,71,71,71	0
56	MG	1H	3087	1/1	0.96	0.17	0.17	65,65,65,65	0
56	MG	88	201	1/1	0.99	0.19	0.15	81,81,81,81	0
56	MG	14	3209	1/1	0.99	0.20	0.05	67,67,67,67	0
56	MG	14	3202	1/1	0.79	0.18	-0.08	79,79,79,79	0
56	MG	45	202	1/1	0.70	0.20	-0.10	103,103,103,103	0
56	MG	13	1666	1/1	0.86	0.12	-0.17	89,89,89,89	0
56	MG	1H	3075	1/1	0.78	0.11	-0.19	79,79,79,79	0
56	MG	1H	3130	1/1	0.96	0.17	-0.20	60,60,60,60	0
56	MG	35	201	1/1	0.75	0.41	-0.25	76,76,76,76	0
56	MG	1H	3429	1/1	0.95	0.20	-0.28	66,66,66,66	0
56	MG	Q8	101	1/1	0.78	0.29	-0.29	83,83,83,83	0
56	MG	13	1657	1/1	0.97	0.13	-0.30	80,80,80,80	0
56	MG	14	3128	1/1	0.97	0.17	-0.33	73,73,73,73	0
56	MG	14	3036	1/1	0.93	0.17	-0.34	73,73,73,73	0
56	MG	14	3077	1/1	0.97	0.18	-0.44	60,60,60,60	0
56	MG	13	1703	1/1	0.97	0.15	-0.45	70,70,70,70	0
56	MG	1G	1658	1/1	0.97	0.11	-0.51	124,124,124,124	0
56	MG	1H	3230	1/1	0.87	0.17	-0.52	73,73,73,73	0
58	SF4	32	301	8/8	0.99	0.18	-0.52	92,113,120,129	0
56	MG	14	3360	1/1	0.95	0.13	-0.53	75,75,75,75	0
56	MG	14	3312	1/1	0.99	0.18	-0.55	70,70,70,70	0
56	MG	1H	3253	1/1	0.97	0.16	-0.58	60,60,60,60	0
59	ZN	5I	102	1/1	0.98	0.13	-0.63	99,99,99,99	0
58	SF4	3E	302	8/8	0.99	0.18	-0.71	76,86,96,96	0
56	MG	13	1732	1/1	0.98	0.14	-0.74	65,65,65,65	0
56	MG	21	302	1/1	0.65	0.20	-0.78	78,78,78,78	0
56	MG	14	3313	1/1	0.98	0.16	-0.78	64,64,64,64	0
56	MG	14	3382	1/1	0.88	0.16	-0.84	100,100,100,100	0

Continued on next page...

Continued from previous page...

Mol	Type	Chain	Res	Atoms	RSCC	RSR	LLDF	B-factors(Å ²)	Q<0.9
56	MG	13	1708	1/1	0.97	0.12	-0.85	85,85,85,85	0
56	MG	13	1711	1/1	0.96	0.12	-0.90	92,92,92,92	0
56	MG	14	3208	1/1	0.89	0.16	-0.96	67,67,67,67	0
56	MG	14	3236	1/1	0.95	0.11	-0.96	79,79,79,79	0
56	MG	14	3353	1/1	1.00	0.15	-0.99	69,69,69,69	0
56	MG	1H	3406	1/1	0.95	0.14	-0.99	65,65,65,65	0
56	MG	1H	3428	1/1	0.97	0.19	-0.99	54,54,54,54	0
56	MG	1H	3419	1/1	0.98	0.07	-1.03	73,73,73,73	0
56	MG	3K	101	1/1	0.95	0.13	-1.04	162,162,162,162	0
56	MG	1G	1682	1/1	0.92	0.14	-1.06	91,91,91,91	0
56	MG	1H	3076	1/1	0.91	0.14	-1.09	65,65,65,65	0
56	MG	1H	3310	1/1	0.94	0.22	-1.14	72,72,72,72	0
56	MG	14	3056	1/1	0.88	0.14	-1.15	62,62,62,62	0
59	ZN	5A	101	1/1	0.97	0.12	-1.19	139,139,139,139	0
56	MG	14	3333	1/1	0.98	0.12	-1.23	79,79,79,79	0
56	MG	1H	3062	1/1	0.99	0.19	-1.27	54,54,54,54	0
56	MG	14	3359	1/1	0.97	0.10	-1.27	55,55,55,55	0
56	MG	1H	3147	1/1	0.84	0.14	-1.35	72,72,72,72	0
56	MG	13	1712	1/1	0.99	0.11	-1.36	78,78,78,78	0
56	MG	14	3373	1/1	0.97	0.08	-1.36	87,87,87,87	0
56	MG	14	3351	1/1	0.99	0.14	-1.51	65,65,65,65	0
56	MG	13	1667	1/1	0.96	0.09	-1.62	85,85,85,85	0
56	MG	1H	3136	1/1	0.96	0.10	-1.63	68,68,68,68	0
56	MG	13	1722	1/1	0.98	0.05	-1.63	93,93,93,93	0
56	MG	14	3339	1/1	0.97	0.12	-1.64	64,64,64,64	0
56	MG	14	3066	1/1	0.98	0.13	-1.66	72,72,72,72	0
56	MG	1H	3370	1/1	0.98	0.09	-1.71	76,76,76,76	0
56	MG	1H	3332	1/1	0.99	0.13	-1.75	66,66,66,66	0
56	MG	1G	1679	1/1	0.86	0.05	-1.75	138,138,138,138	0
56	MG	1H	3140	1/1	0.58	0.14	-1.76	69,69,69,69	0
56	MG	1H	3228	1/1	0.96	0.16	-1.76	57,57,57,57	0
56	MG	1H	3077	1/1	0.93	0.11	-1.80	63,63,63,63	0
56	MG	14	3326	1/1	0.99	0.13	-1.82	61,61,61,61	0
56	MG	1H	3352	1/1	0.94	0.12	-1.84	71,71,71,71	0
56	MG	14	3332	1/1	0.96	0.15	-1.86	64,64,64,64	0
56	MG	1H	3386	1/1	0.97	0.08	-1.94	52,52,52,52	0
59	ZN	G8	201	1/1	0.88	0.15	-1.94	144,144,144,144	0
56	MG	1G	1671	1/1	0.89	0.10	-1.98	90,90,90,90	0
56	MG	1H	3337	1/1	0.98	0.13	-2.04	55,55,55,55	0
56	MG	1H	3116	1/1	0.96	0.17	-2.05	56,56,56,56	0
56	MG	13	1659	1/1	0.96	0.11	-2.08	87,87,87,87	0
56	MG	1H	3387	1/1	0.97	0.10	-2.13	72,72,72,72	0

Continued on next page...

Continued from previous page...

Mol	Type	Chain	Res	Atoms	RSCC	RSR	LLDF	B-factors(\AA^2)	Q<0.9
56	MG	14	3323	1/1	0.99	0.13	-2.13	66,66,66,66	0
56	MG	1H	3371	1/1	0.99	0.09	-2.14	63,63,63,63	0
56	MG	1G	1670	1/1	1.00	0.11	-2.14	88,88,88,88	0
56	MG	13	1704	1/1	0.98	0.07	-2.15	85,85,85,85	0
56	MG	1H	3255	1/1	0.97	0.10	-2.17	81,81,81,81	0
56	MG	1H	3111	1/1	0.95	0.18	-2.21	60,60,60,60	0
56	MG	13	1705	1/1	0.98	0.09	-2.22	94,94,94,94	0
56	MG	1H	3335	1/1	0.97	0.06	-2.25	50,50,50,50	0
59	ZN	C5	202	1/1	0.96	0.09	-2.32	165,165,165,165	0
56	MG	1H	3237	1/1	0.95	0.08	-2.38	77,77,77,77	0
56	MG	14	3350	1/1	0.98	0.12	-2.41	76,76,76,76	0
56	MG	1H	3426	1/1	0.99	0.07	-2.42	54,54,54,54	0
56	MG	14	3348	1/1	0.95	0.07	-2.49	83,83,83,83	0
56	MG	13	1661	1/1	0.73	0.09	-2.50	93,93,93,93	0
56	MG	14	3358	1/1	0.99	0.12	-2.54	64,64,64,64	0
56	MG	1H	3363	1/1	0.97	0.04	-2.56	69,69,69,69	0
56	MG	1H	3266	1/1	0.89	0.09	-2.57	60,60,60,60	0
56	MG	1H	3232	1/1	0.86	0.10	-2.58	71,71,71,71	0
56	MG	1H	3056	1/1	0.96	0.14	-2.59	40,40,40,40	0
56	MG	1H	3362	1/1	0.99	0.10	-2.59	64,64,64,64	0
56	MG	14	3324	1/1	0.99	0.14	-2.65	77,77,77,77	0
56	MG	1H	3379	1/1	0.96	0.10	-2.65	61,61,61,61	0
56	MG	1H	3120	1/1	0.93	0.12	-2.68	41,41,41,41	0
56	MG	1H	3345	1/1	0.98	0.10	-2.72	58,58,58,58	0
56	MG	1H	3372	1/1	0.99	0.13	-2.72	53,53,53,53	0
56	MG	14	3252	1/1	0.73	0.09	-2.79	73,73,73,73	0
56	MG	1H	3351	1/1	0.96	0.09	-2.80	73,73,73,73	0
56	MG	14	3058	1/1	0.87	0.07	-2.83	80,80,80,80	0
56	MG	13	1727	1/1	0.97	0.07	-2.84	115,115,115,115	0
56	MG	1H	3398	1/1	0.96	0.09	-2.96	83,83,83,83	0
56	MG	13	1717	1/1	0.98	0.10	-3.04	74,74,74,74	0
56	MG	14	3362	1/1	0.94	0.09	-3.06	77,77,77,77	0
56	MG	14	3063	1/1	0.94	0.07	-3.10	77,77,77,77	0
56	MG	1H	3340	1/1	0.99	0.10	-3.10	58,58,58,58	0
56	MG	14	3340	1/1	0.96	0.10	-3.18	83,83,83,83	0
56	MG	14	3330	1/1	0.99	0.11	-3.29	65,65,65,65	0
56	MG	14	3375	1/1	0.97	0.07	-3.46	111,111,111,111	0
56	MG	14	3349	1/1	0.98	0.04	-3.47	90,90,90,90	0
56	MG	1H	3341	1/1	0.98	0.10	-3.52	57,57,57,57	0
56	MG	1H	3356	1/1	0.99	0.08	-3.53	61,61,61,61	0
56	MG	1H	3349	1/1	1.00	0.09	-3.59	74,74,74,74	0
56	MG	1H	3328	1/1	0.96	0.10	-3.66	52,52,52,52	0

Continued on next page...

Continued from previous page...

Mol	Type	Chain	Res	Atoms	RSCC	RSR	LLDF	B-factors(\AA^2)	Q<0.9
56	MG	14	3343	1/1	0.98	0.09	-3.66	71,71,71,71	0
56	MG	14	3363	1/1	0.99	0.11	-3.83	51,51,51,51	0
56	MG	1H	3129	1/1	0.87	0.10	-3.85	56,56,56,56	0
56	MG	14	3342	1/1	0.96	0.08	-4.12	94,94,94,94	0
56	MG	1H	3395	1/1	0.98	0.04	-4.13	74,74,74,74	0
56	MG	1H	3360	1/1	0.98	0.09	-4.17	57,57,57,57	0
56	MG	1H	3399	1/1	0.98	0.05	-4.19	91,91,91,91	0
56	MG	14	3334	1/1	0.98	0.06	-4.22	85,85,85,85	0
56	MG	1H	3233	1/1	0.96	0.11	-4.29	50,50,50,50	0
56	MG	1H	3342	1/1	0.99	0.06	-4.37	59,59,59,59	0
56	MG	1H	3405	1/1	0.97	0.09	-4.39	52,52,52,52	0
56	MG	1H	3378	1/1	0.97	0.10	-4.40	68,68,68,68	0
56	MG	1H	3365	1/1	0.98	0.05	-4.51	54,54,54,54	0
56	MG	1H	3394	1/1	0.98	0.05	-4.55	60,60,60,60	0
56	MG	14	3336	1/1	0.96	0.06	-4.56	77,77,77,77	0
56	MG	1H	3091	1/1	0.96	0.10	-4.73	61,61,61,61	0
56	MG	1G	1673	1/1	0.98	0.12	-4.78	85,85,85,85	0
56	MG	14	3327	1/1	0.99	0.11	-4.81	84,84,84,84	0
56	MG	14	3320	1/1	0.98	0.07	-4.98	84,84,84,84	0
56	MG	1H	3421	1/1	0.97	0.09	-5.06	83,83,83,83	0
56	MG	1H	3403	1/1	0.99	0.06	-5.06	61,61,61,61	0
56	MG	14	3331	1/1	0.99	0.06	-5.08	63,63,63,63	0
56	MG	1H	3393	1/1	0.99	0.07	-5.26	70,70,70,70	0
56	MG	1H	3279	1/1	0.97	0.09	-5.45	51,51,51,51	0
56	MG	1H	3346	1/1	1.00	0.07	-5.51	63,63,63,63	0
56	MG	1H	3347	1/1	0.98	0.07	-5.57	78,78,78,78	0
56	MG	1H	3402	1/1	0.99	0.08	-5.61	60,60,60,60	0
56	MG	1H	3401	1/1	0.99	0.05	-5.65	55,55,55,55	0
56	MG	13	1706	1/1	0.93	0.04	-5.72	87,87,87,87	0
56	MG	14	3364	1/1	0.98	0.06	-5.73	73,73,73,73	0
56	MG	14	3314	1/1	0.97	0.07	-5.84	73,73,73,73	0
56	MG	1H	3331	1/1	0.98	0.09	-6.39	51,51,51,51	0
56	MG	14	3319	1/1	0.97	0.06	-6.86	62,62,62,62	0
56	MG	1H	3366	1/1	1.00	0.08	-7.70	59,59,59,59	0
56	MG	1H	3417	1/1	0.99	0.07	-9.55	62,62,62,62	0
56	MG	14	3328	1/1	0.99	0.07	-9.64	64,64,64,64	0
56	MG	1H	3353	1/1	0.99	0.10	-9.90	53,53,53,53	0
56	MG	1H	3329	1/1	0.97	0.06	-10.04	59,59,59,59	0
56	MG	1H	3368	1/1	0.98	0.08	-10.08	57,57,57,57	0
56	MG	14	3316	1/1	0.96	0.07	-11.32	67,67,67,67	0
56	MG	1H	3357	1/1	0.98	0.12	-12.26	58,58,58,58	0
56	MG	14	3315	1/1	0.98	0.04	-13.78	71,71,71,71	0

Continued on next page...

Continued from previous page...

Mol	Type	Chain	Res	Atoms	RSCC	RSR	LLDF	B-factors(\AA^2)	Q<0.9
56	MG	13	1631	1/1	0.95	0.60	-	93,93,93,93	0
56	MG	14	3030	1/1	0.97	0.49	-	87,87,87,87	0
56	MG	1H	3408	1/1	0.96	0.06	-	80,80,80,80	0
56	MG	14	3292	1/1	0.86	0.22	-	86,86,86,86	0
56	MG	1H	3424	1/1	0.97	0.07	-	89,89,89,89	0
56	MG	14	3073	1/1	0.93	0.53	-	81,81,81,81	0
56	MG	1H	3374	1/1	0.98	0.09	-	88,88,88,88	0
56	MG	14	3008	1/1	0.97	0.57	-	65,65,65,65	0
56	MG	1G	1676	1/1	0.94	0.07	-	111,111,111,111	0
56	MG	14	3011	1/1	0.97	0.55	-	58,58,58,58	0
56	MG	13	1693	1/1	0.74	0.41	-	88,88,88,88	0
56	MG	14	3140	1/1	0.69	0.18	-	87,87,87,87	0
56	MG	1H	3418	1/1	0.92	0.07	-	88,88,88,88	0
56	MG	13	1719	1/1	0.99	0.13	-	86,86,86,86	0
56	MG	1H	3411	1/1	0.94	0.05	-	100,100,100,100	0
56	MG	45	201	1/1	0.86	0.20	-	96,96,96,96	0
56	MG	1J	205	1/1	0.96	0.07	-	109,109,109,109	0
56	MG	1H	3073	1/1	0.97	0.19	-	47,47,47,47	0
56	MG	1H	3391	1/1	0.94	0.08	-	107,107,107,107	0
56	MG	14	3249	1/1	0.73	0.15	-	78,78,78,78	0
56	MG	1H	3290	1/1	0.87	0.32	-	80,80,80,80	0
56	MG	1G	1643	1/1	0.67	0.33	-	91,91,91,91	0
56	MG	14	3186	1/1	0.83	0.79	-	83,83,83,83	0
56	MG	13	1675	1/1	0.96	0.22	-	124,124,124,124	0
56	MG	1H	3043	1/1	0.86	0.51	-	87,87,87,87	0
56	MG	E5	101	1/1	0.64	0.32	-	83,83,83,83	0
56	MG	1G	1612	1/1	0.96	0.41	-	93,93,93,93	0
56	MG	1H	3243	1/1	0.93	0.13	-	56,56,56,56	0
56	MG	1H	3155	1/1	0.80	0.36	-	86,86,86,86	0
56	MG	16	202	1/1	0.86	0.46	-	86,86,86,86	0
56	MG	14	3310	1/1	0.90	0.25	-	120,120,120,120	0
56	MG	14	3174	1/1	0.96	0.35	-	81,81,81,81	0
56	MG	1H	3119	1/1	0.93	0.35	-	78,78,78,78	0
56	MG	1G	1633	1/1	0.45	0.35	-	83,83,83,83	0
56	MG	14	3039	1/1	0.91	1.32	-	103,103,103,103	0
56	MG	14	3272	1/1	0.74	0.40	-	93,93,93,93	0
56	MG	1H	3383	1/1	0.98	0.08	-	65,65,65,65	0
56	MG	14	3027	1/1	0.93	0.61	-	71,71,71,71	0
56	MG	14	3309	1/1	0.86	0.25	-	90,90,90,90	0
56	MG	14	3361	1/1	0.98	0.07	-	60,60,60,60	0
56	MG	13	1678	1/1	0.91	0.24	-	83,83,83,83	0
56	MG	1H	3151	1/1	0.84	0.10	-	52,52,52,52	0

Continued on next page...

Continued from previous page...

Mol	Type	Chain	Res	Atoms	RSCC	RSR	LLDF	B-factors(Å ²)	Q<0.9
56	MG	1H	3299	1/1	0.76	0.44	-	86,86,86,86	0
56	MG	1H	3081	1/1	0.97	0.42	-	85,85,85,85	0
56	MG	13	1694	1/1	0.83	0.14	-	96,96,96,96	0
56	MG	14	3368	1/1	0.99	0.17	-	49,49,49,49	0
56	MG	14	3114	1/1	0.82	0.25	-	81,81,81,81	0
56	MG	14	3371	1/1	0.96	0.08	-	72,72,72,72	0
56	MG	1H	3239	1/1	0.94	0.28	-	81,81,81,81	0
56	MG	14	3012	1/1	0.85	0.67	-	82,82,82,82	0
56	MG	1H	3219	1/1	0.78	0.44	-	89,89,89,89	0
56	MG	14	3217	1/1	0.97	0.29	-	87,87,87,87	0
56	MG	1H	3173	1/1	0.86	0.47	-	79,79,79,79	0
56	MG	14	3069	1/1	0.91	0.74	-	91,91,91,91	0
56	MG	1G	1659	1/1	0.86	0.82	-	85,85,85,85	0
56	MG	14	3378	1/1	0.99	0.07	-	62,62,62,62	0
56	MG	14	3019	1/1	0.83	0.43	-	84,84,84,84	0
56	MG	14	3251	1/1	0.92	0.24	-	106,106,106,106	0
56	MG	1H	3334	1/1	0.95	0.08	-	51,51,51,51	0
56	MG	14	3303	1/1	0.79	0.46	-	98,98,98,98	0
56	MG	14	3029	1/1	0.93	0.15	-	83,83,83,83	0
56	MG	14	3268	1/1	0.87	0.15	-	86,86,86,86	0
56	MG	1G	1606	1/1	0.87	0.20	-	82,82,82,82	0
56	MG	14	3147	1/1	0.94	0.14	-	93,93,93,93	0
56	MG	1H	3089	1/1	0.94	0.36	-	74,74,74,74	0
56	MG	14	3043	1/1	0.99	0.36	-	52,52,52,52	0
56	MG	1H	3276	1/1	0.86	0.34	-	85,85,85,85	0
56	MG	13	1620	1/1	0.87	0.24	-	82,82,82,82	0
56	MG	1H	3380	1/1	0.97	0.13	-	70,70,70,70	0
56	MG	14	3266	1/1	0.65	0.26	-	90,90,90,90	0
56	MG	14	3144	1/1	0.85	0.53	-	58,58,58,58	0
56	MG	14	3311	1/1	0.99	0.22	-	83,83,83,83	0
56	MG	14	3321	1/1	0.99	0.07	-	73,73,73,73	0
56	MG	13	1714	1/1	0.95	0.06	-	104,104,104,104	0
56	MG	14	3046	1/1	0.97	0.33	-	66,66,66,66	0
56	MG	13	1605	1/1	0.84	0.19	-	75,75,75,75	0
56	MG	1H	3207	1/1	0.85	0.40	-	81,81,81,81	0
56	MG	1G	1647	1/1	0.44	0.28	-	102,102,102,102	0
56	MG	1H	3185	1/1	0.74	0.24	-	78,78,78,78	0
56	MG	1H	3162	1/1	0.85	0.38	-	87,87,87,87	0
56	MG	1H	3004	1/1	0.98	0.26	-	41,41,41,41	0
56	MG	1G	1663	1/1	0.87	0.18	-	97,97,97,97	0
56	MG	1H	3175	1/1	0.83	0.47	-	70,70,70,70	0
56	MG	13	1691	1/1	0.89	0.27	-	109,109,109,109	0

Continued on next page...

Continued from previous page...

Mol	Type	Chain	Res	Atoms	RSCC	RSR	LLDF	B-factors(\AA^2)	Q<0.9
56	MG	1H	3221	1/1	0.91	0.41	-	78,78,78,78	0
56	MG	14	3121	1/1	0.96	0.32	-	84,84,84,84	0
56	MG	16	208	1/1	0.96	0.27	-	82,82,82,82	0
56	MG	14	3001	1/1	0.98	0.15	-	51,51,51,51	0
56	MG	14	3233	1/1	0.76	0.76	-	80,80,80,80	0
56	MG	14	3110	1/1	0.75	0.76	-	88,88,88,88	0
56	MG	14	3168	1/1	0.83	0.45	-	66,66,66,66	0
56	MG	1G	1667	1/1	0.98	0.38	-	100,100,100,100	0
56	MG	14	3104	1/1	0.98	0.26	-	64,64,64,64	0
56	MG	14	3295	1/1	0.92	0.21	-	114,114,114,114	0
56	MG	1H	3272	1/1	0.89	0.14	-	89,89,89,89	0
56	MG	1H	3409	1/1	0.96	0.05	-	86,86,86,86	0
56	MG	1H	3375	1/1	0.99	0.10	-	67,67,67,67	0
56	MG	14	3157	1/1	0.95	0.60	-	66,66,66,66	0
56	MG	14	3369	1/1	0.97	0.06	-	84,84,84,84	0
56	MG	14	3204	1/1	0.96	0.36	-	82,82,82,82	0
56	MG	14	3365	1/1	0.97	0.07	-	88,88,88,88	0
56	MG	13	1609	1/1	0.96	0.23	-	73,73,73,73	0
56	MG	1H	3355	1/1	0.99	0.10	-	58,58,58,58	0
56	MG	13	1638	1/1	0.87	0.47	-	87,87,87,87	0
56	MG	14	3022	1/1	0.91	0.43	-	83,83,83,83	0
56	MG	14	3325	1/1	0.98	0.11	-	76,76,76,76	0
56	MG	1H	3154	1/1	0.89	0.38	-	69,69,69,69	0
56	MG	14	3181	1/1	0.65	0.18	-	98,98,98,98	0
56	MG	1G	1635	1/1	0.94	0.14	-	93,93,93,93	0
56	MG	1H	3168	1/1	0.96	0.17	-	65,65,65,65	0
56	MG	1H	3121	1/1	0.91	0.51	-	53,53,53,53	0
56	MG	1H	3052	1/1	0.69	0.84	-	99,99,99,99	0
56	MG	1H	3187	1/1	0.91	0.38	-	95,95,95,95	0
56	MG	14	3370	1/1	0.95	0.06	-	99,99,99,99	0
56	MG	1H	3312	1/1	0.92	0.21	-	67,67,67,67	0
56	MG	13	1724	1/1	0.97	0.05	-	108,108,108,108	0
56	MG	14	3317	1/1	0.93	0.16	-	64,64,64,64	0
56	MG	14	3111	1/1	0.85	0.42	-	69,69,69,69	0
56	MG	1H	3199	1/1	0.92	0.54	-	74,74,74,74	0
56	MG	1H	3260	1/1	0.95	0.42	-	88,88,88,88	0
56	MG	14	3232	1/1	0.55	0.33	-	127,127,127,127	0
56	MG	14	3289	1/1	0.63	0.29	-	91,91,91,91	0
56	MG	1H	3322	1/1	0.86	0.14	-	68,68,68,68	0
56	MG	1H	3223	1/1	0.92	0.44	-	88,88,88,88	0
56	MG	14	3131	1/1	0.97	0.46	-	76,76,76,76	0
56	MG	1H	3229	1/1	0.97	0.12	-	45,45,45,45	0

Continued on next page...

Continued from previous page...

Mol	Type	Chain	Res	Atoms	RSCC	RSR	LLDF	B-factors(\AA^2)	Q<0.9
56	MG	14	3170	1/1	0.86	0.82	-	81,81,81,81	0
56	MG	1H	3336	1/1	0.99	0.07	-	49,49,49,49	0
56	MG	13	1710	1/1	0.95	0.09	-	72,72,72,72	0
56	MG	1H	3156	1/1	0.93	0.36	-	77,77,77,77	0
56	MG	13	1685	1/1	0.89	0.49	-	95,95,95,95	0
56	MG	1H	3277	1/1	0.75	0.30	-	100,100,100,100	0
56	MG	13	1627	1/1	0.81	0.45	-	81,81,81,81	0
56	MG	13	1623	1/1	0.77	0.33	-	105,105,105,105	0
56	MG	16	209	1/1	0.97	0.14	-	64,64,64,64	0
56	MG	1G	1661	1/1	0.88	0.23	-	150,150,150,150	0
56	MG	14	3279	1/1	0.84	0.25	-	73,73,73,73	0
56	MG	14	3194	1/1	0.96	0.51	-	86,86,86,86	0
56	MG	1H	3008	1/1	0.93	0.32	-	74,74,74,74	0
56	MG	1H	3039	1/1	0.77	0.56	-	80,80,80,80	0
56	MG	4K	101	1/1	0.86	0.22	-	156,156,156,156	0
56	MG	1G	1680	1/1	0.94	0.06	-	120,120,120,120	0
56	MG	1H	3316	1/1	0.79	0.47	-	87,87,87,87	0
56	MG	13	1718	1/1	0.99	0.05	-	67,67,67,67	0
56	MG	14	3062	1/1	0.82	0.11	-	81,81,81,81	0
56	MG	14	3040	1/1	0.93	0.48	-	84,84,84,84	0
56	MG	1H	3330	1/1	0.98	0.10	-	60,60,60,60	0
56	MG	13	1642	1/1	0.64	0.19	-	73,73,73,73	0
56	MG	14	3201	1/1	0.94	0.28	-	60,60,60,60	0
56	MG	14	3192	1/1	0.68	0.23	-	80,80,80,80	0
56	MG	2L	103	1/1	0.85	0.39	-	79,79,79,79	0
56	MG	1H	3300	1/1	0.87	0.30	-	77,77,77,77	0
56	MG	39	301	1/1	0.84	0.12	-	80,80,80,80	0
56	MG	1H	3245	1/1	0.99	0.29	-	74,74,74,74	0
56	MG	1H	3381	1/1	0.99	0.12	-	59,59,59,59	0
56	MG	14	3163	1/1	0.84	0.89	-	76,76,76,76	0
56	MG	1J	201	1/1	0.92	0.30	-	90,90,90,90	0
56	MG	1H	3301	1/1	0.72	0.29	-	128,128,128,128	0
56	MG	1J	203	1/1	0.66	0.75	-	113,113,113,113	0
56	MG	1H	3303	1/1	0.88	0.25	-	73,73,73,73	0
56	MG	1H	3030	1/1	0.97	0.33	-	69,69,69,69	0
56	MG	1H	3296	1/1	0.84	0.53	-	92,92,92,92	0
56	MG	1G	1645	1/1	0.85	0.62	-	88,88,88,88	0
56	MG	14	3130	1/1	0.81	0.68	-	78,78,78,78	0
56	MG	14	3087	1/1	0.91	0.34	-	79,79,79,79	0
56	MG	14	3218	1/1	0.93	0.35	-	60,60,60,60	0
56	MG	14	3177	1/1	0.78	0.45	-	87,87,87,87	0
56	MG	14	3176	1/1	0.88	0.43	-	88,88,88,88	0

Continued on next page...

Continued from previous page...

Mol	Type	Chain	Res	Atoms	RSCC	RSR	LLDF	B-factors(\AA^2)	Q<0.9
56	MG	1H	3152	1/1	0.88	0.56	-	99,99,99,99	0
56	MG	L8	101	1/1	0.87	0.66	-	88,88,88,88	0
56	MG	13	1643	1/1	0.92	0.30	-	79,79,79,79	0
56	MG	2K	101	1/1	0.79	0.55	-	86,86,86,86	0
56	MG	14	3273	1/1	0.75	0.33	-	94,94,94,94	0
56	MG	1H	3193	1/1	0.72	0.40	-	72,72,72,72	0
56	MG	1H	3397	1/1	0.97	0.07	-	71,71,71,71	0
56	MG	14	3344	1/1	0.93	0.04	-	95,95,95,95	0
56	MG	1H	3135	1/1	0.84	0.29	-	81,81,81,81	0
56	MG	1H	3269	1/1	0.78	0.35	-	97,97,97,97	0
56	MG	14	3240	1/1	0.83	0.38	-	87,87,87,87	0
56	MG	1H	3165	1/1	0.96	0.42	-	79,79,79,79	0
56	MG	14	3041	1/1	0.90	0.21	-	49,49,49,49	0
56	MG	1H	3174	1/1	0.98	0.35	-	85,85,85,85	0
56	MG	1H	3319	1/1	0.61	0.26	-	102,102,102,102	0
56	MG	1H	3385	1/1	0.99	0.12	-	78,78,78,78	0
56	MG	14	3346	1/1	0.99	0.10	-	64,64,64,64	0
56	MG	14	3225	1/1	0.95	0.14	-	71,71,71,71	0
56	MG	14	3287	1/1	0.95	0.63	-	105,105,105,105	0
56	MG	1H	3139	1/1	0.99	0.32	-	64,64,64,64	0
56	MG	1H	3317	1/1	0.28	0.63	-	105,105,105,105	0
56	MG	1H	3231	1/1	0.91	0.31	-	56,56,56,56	0
56	MG	1H	3293	1/1	0.92	0.43	-	98,98,98,98	0
56	MG	1H	3248	1/1	0.65	0.32	-	83,83,83,83	0
56	MG	14	3166	1/1	0.84	0.32	-	85,85,85,85	0
56	MG	1H	3427	1/1	0.98	0.10	-	84,84,84,84	0
56	MG	13	1647	1/1	0.63	0.34	-	95,95,95,95	0
56	MG	1H	3097	1/1	0.97	0.16	-	103,103,103,103	0
56	MG	1G	1664	1/1	0.89	0.39	-	119,119,119,119	0
56	MG	14	3267	1/1	0.96	0.21	-	66,66,66,66	0
56	MG	1H	3104	1/1	0.97	0.30	-	71,71,71,71	0
56	MG	14	3304	1/1	0.68	0.50	-	90,90,90,90	0
56	MG	1G	1627	1/1	0.85	0.27	-	85,85,85,85	0
56	MG	14	3075	1/1	0.85	1.26	-	90,90,90,90	0
56	MG	1H	3080	1/1	0.96	0.18	-	86,86,86,86	0
56	MG	1H	3208	1/1	0.96	0.36	-	63,63,63,63	0
56	MG	14	3054	1/1	0.96	0.17	-	83,83,83,83	0
56	MG	14	3269	1/1	0.83	0.38	-	75,75,75,75	0
56	MG	14	3003	1/1	0.81	0.28	-	69,69,69,69	0
56	MG	1H	3389	1/1	0.95	0.15	-	64,64,64,64	0
56	MG	13	1610	1/1	0.97	0.19	-	72,72,72,72	0
56	MG	1H	3072	1/1	0.98	0.47	-	72,72,72,72	0

Continued on next page...

Continued from previous page...

Mol	Type	Chain	Res	Atoms	RSCC	RSR	LLDF	B-factors(\AA^2)	Q<0.9
56	MG	14	3219	1/1	0.93	0.55	-	78,78,78,78	0
56	MG	14	3223	1/1	0.97	0.20	-	83,83,83,83	0
56	MG	1H	3063	1/1	0.98	0.24	-	55,55,55,55	0
56	MG	1G	1624	1/1	0.98	0.43	-	76,76,76,76	0
56	MG	14	3059	1/1	0.95	0.32	-	55,55,55,55	0
56	MG	1H	3103	1/1	0.97	0.24	-	51,51,51,51	0
56	MG	13	1646	1/1	0.58	0.48	-	95,95,95,95	0
56	MG	1G	1622	1/1	0.80	0.68	-	99,99,99,99	0
56	MG	14	3380	1/1	0.92	0.07	-	83,83,83,83	0
56	MG	1H	3032	1/1	0.75	0.21	-	80,80,80,80	0
56	MG	14	3265	1/1	0.87	0.45	-	89,89,89,89	0
56	MG	14	3337	1/1	0.98	0.13	-	79,79,79,79	0
56	MG	13	1687	1/1	0.95	0.33	-	76,76,76,76	0
56	MG	14	3154	1/1	0.89	0.28	-	90,90,90,90	0
56	MG	1G	1611	1/1	0.91	0.45	-	108,108,108,108	0
56	MG	1H	3376	1/1	0.94	0.07	-	60,60,60,60	0
56	MG	14	3124	1/1	0.94	0.27	-	70,70,70,70	0
56	MG	14	3045	1/1	0.99	0.30	-	64,64,64,64	0
56	MG	14	3136	1/1	0.96	0.26	-	62,62,62,62	0
56	MG	1H	3016	1/1	0.94	0.41	-	48,48,48,48	0
56	MG	14	3175	1/1	0.92	0.46	-	96,96,96,96	0
56	MG	1H	3183	1/1	0.91	0.41	-	90,90,90,90	0
56	MG	1H	3423	1/1	0.70	0.06	-	147,147,147,147	0
56	MG	13	1679	1/1	0.97	0.24	-	107,107,107,107	0
56	MG	1H	3369	1/1	0.94	0.17	-	69,69,69,69	0
56	MG	1H	3236	1/1	0.81	0.32	-	91,91,91,91	0
56	MG	1H	3167	1/1	0.95	0.28	-	81,81,81,81	0
56	MG	14	3129	1/1	0.98	0.39	-	58,58,58,58	0
56	MG	1H	3145	1/1	0.95	0.30	-	77,77,77,77	0
56	MG	2K	102	1/1	0.28	0.72	-	126,126,126,126	0
56	MG	14	3086	1/1	0.96	0.64	-	82,82,82,82	0
56	MG	1H	3224	1/1	0.62	0.53	-	88,88,88,88	0
56	MG	1H	3201	1/1	0.82	0.43	-	70,70,70,70	0
56	MG	13	1713	1/1	0.95	0.09	-	88,88,88,88	0
56	MG	13	1725	1/1	0.97	0.10	-	102,102,102,102	0
56	MG	1H	3348	1/1	0.86	0.10	-	100,100,100,100	0
56	MG	C5	201	1/1	0.90	0.27	-	109,109,109,109	0
56	MG	1H	3191	1/1	0.94	0.29	-	90,90,90,90	0
56	MG	1H	3215	1/1	0.95	0.26	-	81,81,81,81	0
56	MG	13	1692	1/1	0.85	0.36	-	100,100,100,100	0
56	MG	1H	3006	1/1	0.97	0.18	-	61,61,61,61	0
56	MG	1G	1631	1/1	0.96	0.36	-	91,91,91,91	0

Continued on next page...

Continued from previous page...

Mol	Type	Chain	Res	Atoms	RSCC	RSR	LLDF	B-factors(\AA^2)	Q<0.9
56	MG	14	3126	1/1	0.72	1.11	-	83,83,83,83	0
56	MG	1H	3195	1/1	0.94	0.58	-	78,78,78,78	0
56	MG	14	3376	1/1	0.96	0.13	-	90,90,90,90	0
56	MG	1H	3344	1/1	0.98	0.13	-	75,75,75,75	0
56	MG	14	3235	1/1	0.87	0.43	-	104,104,104,104	0
56	MG	13	1729	1/1	0.97	0.11	-	103,103,103,103	0
56	MG	14	3322	1/1	0.98	0.03	-	72,72,72,72	0
56	MG	1H	3294	1/1	0.96	0.51	-	71,71,71,71	0
56	MG	14	3234	1/1	0.89	0.49	-	89,89,89,89	0
56	MG	13	1626	1/1	0.98	0.35	-	87,87,87,87	0
56	MG	1H	3019	1/1	0.81	0.38	-	89,89,89,89	0
56	MG	1H	3338	1/1	0.98	0.11	-	59,59,59,59	0
56	MG	13	1603	1/1	0.85	0.56	-	92,92,92,92	0
56	MG	13	1715	1/1	0.98	0.07	-	100,100,100,100	0
56	MG	14	3070	1/1	0.85	0.39	-	71,71,71,71	0
56	MG	1G	1614	1/1	0.92	0.28	-	93,93,93,93	0
56	MG	1H	3308	1/1	0.64	0.57	-	99,99,99,99	0
56	MG	1H	3392	1/1	0.98	0.14	-	71,71,71,71	0
56	MG	1H	3061	1/1	0.86	0.29	-	62,62,62,62	0
56	MG	1H	3222	1/1	0.92	0.50	-	79,79,79,79	0
56	MG	1H	3325	1/1	0.91	0.30	-	76,76,76,76	0
56	MG	13	1690	1/1	0.78	0.44	-	81,81,81,81	0
56	MG	1H	3407	1/1	0.98	0.11	-	86,86,86,86	0
56	MG	13	1683	1/1	0.93	0.28	-	91,91,91,91	0
56	MG	1G	1662	1/1	0.92	0.24	-	133,133,133,133	0
56	MG	1H	3047	1/1	0.87	0.38	-	92,92,92,92	0
56	MG	14	3366	1/1	0.97	0.11	-	92,92,92,92	0
56	MG	14	3341	1/1	0.94	0.10	-	94,94,94,94	0
56	MG	14	3091	1/1	0.72	0.92	-	87,87,87,87	0
56	MG	1H	3049	1/1	0.90	0.17	-	65,65,65,65	0
56	MG	13	1665	1/1	0.96	0.30	-	64,64,64,64	0
56	MG	1H	3055	1/1	0.93	0.41	-	88,88,88,88	0
56	MG	1G	1665	1/1	0.91	0.28	-	93,93,93,93	0
56	MG	14	3305	1/1	0.88	0.32	-	86,86,86,86	0
56	MG	1H	3318	1/1	0.30	0.34	-	96,96,96,96	0
56	MG	1G	1610	1/1	0.96	0.28	-	102,102,102,102	0
56	MG	14	3379	1/1	0.94	0.07	-	107,107,107,107	0
56	MG	1H	3108	1/1	0.99	0.27	-	62,62,62,62	0
56	MG	14	3118	1/1	0.96	0.10	-	66,66,66,66	0
56	MG	1H	3295	1/1	0.60	0.41	-	85,85,85,85	0
56	MG	1H	3137	1/1	0.90	0.15	-	73,73,73,73	0
56	MG	14	3290	1/1	0.69	0.36	-	90,90,90,90	0

Continued on next page...

Continued from previous page...

Mol	Type	Chain	Res	Atoms	RSCC	RSR	LLDF	B-factors(\AA^2)	Q<0.9
56	MG	14	3020	1/1	0.93	0.48	-	76,76,76,76	0
56	MG	14	3200	1/1	0.97	0.26	-	67,67,67,67	0
56	MG	1H	3273	1/1	0.77	0.64	-	84,84,84,84	0
56	MG	14	3053	1/1	0.98	0.36	-	61,61,61,61	0
56	MG	1H	3083	1/1	0.83	0.17	-	75,75,75,75	0
56	MG	1H	3373	1/1	0.92	0.04	-	82,82,82,82	0
56	MG	13	1702	1/1	0.84	0.60	-	103,103,103,103	0
56	MG	14	3146	1/1	0.78	0.37	-	61,61,61,61	0
56	MG	1H	3034	1/1	0.79	0.35	-	78,78,78,78	0
56	MG	16	210	1/1	0.99	0.17	-	81,81,81,81	0
56	MG	14	3198	1/1	0.76	0.30	-	80,80,80,80	0
56	MG	14	3162	1/1	0.67	0.51	-	83,83,83,83	0
56	MG	1H	3263	1/1	0.89	0.47	-	94,94,94,94	0
56	MG	14	3296	1/1	0.73	0.26	-	91,91,91,91	0
56	MG	14	3133	1/1	0.86	0.38	-	97,97,97,97	0
56	MG	14	3184	1/1	0.94	0.46	-	86,86,86,86	0
56	MG	1H	3354	1/1	0.98	0.17	-	65,65,65,65	0
56	MG	1H	3286	1/1	0.90	0.13	-	64,64,64,64	0
56	MG	1G	1672	1/1	0.92	0.11	-	121,121,121,121	0
56	MG	1H	3096	1/1	0.82	0.34	-	78,78,78,78	0
56	MG	1H	3013	1/1	0.83	0.39	-	89,89,89,89	0
56	MG	1H	3128	1/1	0.86	0.27	-	83,83,83,83	0
56	MG	14	3152	1/1	0.96	0.15	-	91,91,91,91	0
56	MG	1H	3179	1/1	0.94	0.23	-	93,93,93,93	0
56	MG	1H	3242	1/1	0.88	0.33	-	64,64,64,64	0
56	MG	1H	3281	1/1	0.43	0.36	-	81,81,81,81	0
56	MG	2L	102	1/1	0.42	0.57	-	98,98,98,98	0
56	MG	13	1723	1/1	0.96	0.10	-	73,73,73,73	0
56	MG	1H	3132	1/1	0.89	0.52	-	78,78,78,78	0
56	MG	14	3260	1/1	0.75	0.27	-	90,90,90,90	0
56	MG	16	211	1/1	0.91	0.11	-	85,85,85,85	0
56	MG	1H	3105	1/1	0.99	0.26	-	64,64,64,64	0
56	MG	1H	3018	1/1	0.64	0.59	-	78,78,78,78	0
56	MG	1H	3283	1/1	0.90	0.24	-	85,85,85,85	0
56	MG	I8	103	1/1	0.90	0.46	-	86,86,86,86	0
56	MG	14	3151	1/1	0.88	0.72	-	81,81,81,81	0
56	MG	14	3253	1/1	0.89	0.39	-	76,76,76,76	0
56	MG	14	3298	1/1	0.58	0.28	-	94,94,94,94	0
56	MG	1H	3361	1/1	0.96	0.14	-	82,82,82,82	0
56	MG	14	3142	1/1	0.94	0.12	-	111,111,111,111	0
56	MG	1H	3044	1/1	0.82	0.49	-	89,89,89,89	0
56	MG	1H	3144	1/1	0.96	0.18	-	54,54,54,54	0

Continued on next page...

Continued from previous page...

Mol	Type	Chain	Res	Atoms	RSCC	RSR	LLDF	B-factors(\AA^2)	Q<0.9
56	MG	14	3013	1/1	0.92	0.20	-	83,83,83,83	0
56	MG	13	1636	1/1	0.84	0.55	-	85,85,85,85	0
56	MG	1H	3297	1/1	0.81	0.11	-	101,101,101,101	0
56	MG	14	3258	1/1	0.87	0.62	-	99,99,99,99	0
56	MG	1H	3027	1/1	0.92	0.35	-	48,48,48,48	0
56	MG	14	3082	1/1	0.97	0.44	-	63,63,63,63	0
56	MG	14	3002	1/1	0.95	0.38	-	62,62,62,62	0
56	MG	1H	3414	1/1	0.94	0.11	-	83,83,83,83	0
56	MG	1H	3033	1/1	0.96	0.18	-	68,68,68,68	0
56	MG	1H	3404	1/1	0.98	0.07	-	64,64,64,64	0
56	MG	14	3105	1/1	0.97	0.24	-	52,52,52,52	0
56	MG	13	1731	1/1	0.94	0.12	-	94,94,94,94	0
56	MG	14	3092	1/1	0.91	0.17	-	75,75,75,75	0
56	MG	1H	3048	1/1	0.97	0.43	-	92,92,92,92	0
56	MG	1H	3252	1/1	0.88	0.29	-	72,72,72,72	0
56	MG	14	3025	1/1	0.89	0.26	-	69,69,69,69	0
56	MG	1G	1646	1/1	0.63	0.32	-	86,86,86,86	0
56	MG	14	3220	1/1	0.72	0.37	-	107,107,107,107	0
56	MG	1G	1638	1/1	0.76	0.54	-	81,81,81,81	0
56	MG	1H	3388	1/1	0.98	0.11	-	63,63,63,63	0
56	MG	14	3270	1/1	0.88	0.24	-	84,84,84,84	0
56	MG	14	3031	1/1	0.82	0.43	-	76,76,76,76	0
56	MG	14	3227	1/1	0.80	0.28	-	81,81,81,81	0
56	MG	14	3276	1/1	0.93	0.11	-	102,102,102,102	0
56	MG	14	3280	1/1	0.87	0.23	-	99,99,99,99	0
56	MG	13	1707	1/1	0.98	0.11	-	85,85,85,85	0
56	MG	1H	3003	1/1	0.97	0.22	-	54,54,54,54	0
56	MG	1H	3059	1/1	0.96	0.29	-	48,48,48,48	0
56	MG	1G	1608	1/1	0.99	0.11	-	101,101,101,101	0
56	MG	1H	3114	1/1	0.97	0.26	-	67,67,67,67	0
56	MG	14	3037	1/1	0.88	0.33	-	70,70,70,70	0
56	MG	14	3055	1/1	0.72	0.50	-	112,112,112,112	0
56	MG	P8	101	1/1	0.91	0.08	-	78,78,78,78	0
56	MG	14	3301	1/1	0.72	0.39	-	99,99,99,99	0
56	MG	14	3335	1/1	0.98	0.07	-	63,63,63,63	0
56	MG	1G	1675	1/1	0.88	0.10	-	116,116,116,116	0
56	MG	13	1728	1/1	0.90	0.09	-	127,127,127,127	0
56	MG	1G	1668	1/1	0.68	0.48	-	106,106,106,106	0
56	MG	1G	1677	1/1	0.92	0.12	-	119,119,119,119	0
56	MG	14	3038	1/1	0.95	0.23	-	86,86,86,86	0
56	MG	14	3185	1/1	0.94	0.20	-	74,74,74,74	0
56	MG	45	203	1/1	0.94	0.35	-	73,73,73,73	0

Continued on next page...

Continued from previous page...

Mol	Type	Chain	Res	Atoms	RSCC	RSR	LLDF	B-factors(\AA^2)	Q<0.9
56	MG	1H	3112	1/1	0.84	0.24	-	66,66,66,66	0
56	MG	1H	3382	1/1	0.98	0.10	-	60,60,60,60	0
56	MG	1H	3040	1/1	0.84	0.66	-	72,72,72,72	0
56	MG	1H	3304	1/1	0.85	0.40	-	73,73,73,73	0
56	MG	1H	3066	1/1	1.00	0.16	-	48,48,48,48	0
56	MG	13	1648	1/1	0.37	0.42	-	82,82,82,82	0
56	MG	14	3228	1/1	0.91	0.33	-	93,93,93,93	0
56	MG	14	3345	1/1	0.97	0.11	-	118,118,118,118	0
56	MG	1G	1621	1/1	0.98	0.55	-	61,61,61,61	0
56	MG	13	1614	1/1	0.95	0.04	-	81,81,81,81	0
56	MG	14	3256	1/1	0.91	0.60	-	76,76,76,76	0
56	MG	14	3283	1/1	0.72	0.29	-	80,80,80,80	0
56	MG	13	1701	1/1	0.61	0.23	-	121,121,121,121	0
56	MG	1G	1666	1/1	0.78	0.51	-	85,85,85,85	0
56	MG	14	3188	1/1	0.85	0.44	-	92,92,92,92	0
56	MG	1H	3289	1/1	0.80	0.32	-	82,82,82,82	0
56	MG	14	3229	1/1	0.30	0.52	-	86,86,86,86	0
56	MG	13	1654	1/1	0.86	0.34	-	88,88,88,88	0
56	MG	13	1625	1/1	0.91	0.55	-	82,82,82,82	0
56	MG	1H	3090	1/1	0.99	0.41	-	72,72,72,72	0
56	MG	14	3214	1/1	0.80	0.51	-	87,87,87,87	0
56	MG	1H	3367	1/1	0.98	0.07	-	71,71,71,71	0
56	MG	1H	3181	1/1	0.97	0.10	-	74,74,74,74	0
56	MG	14	3065	1/1	0.98	0.13	-	68,68,68,68	0
56	MG	14	3028	1/1	0.95	0.64	-	79,79,79,79	0
56	MG	1H	3213	1/1	0.67	0.61	-	84,84,84,84	0
56	MG	1H	3041	1/1	0.76	0.32	-	77,77,77,77	0
56	MG	1H	3377	1/1	0.99	0.11	-	77,77,77,77	0
56	MG	1G	1678	1/1	0.95	0.09	-	92,92,92,92	0
56	MG	1H	3189	1/1	0.67	0.42	-	84,84,84,84	0
56	MG	1H	3280	1/1	0.81	0.22	-	88,88,88,88	0
56	MG	1H	3197	1/1	0.94	0.27	-	80,80,80,80	0
56	MG	14	3173	1/1	0.93	0.19	-	82,82,82,82	0
56	MG	1H	3218	1/1	0.89	0.22	-	76,76,76,76	0
56	MG	1H	3364	1/1	0.99	0.15	-	56,56,56,56	0
56	MG	14	3164	1/1	0.93	0.44	-	83,83,83,83	0
56	MG	1H	3170	1/1	0.82	0.32	-	81,81,81,81	0
56	MG	I8	101	1/1	0.97	0.05	-	59,59,59,59	0
56	MG	1H	3015	1/1	0.74	0.41	-	77,77,77,77	0
56	MG	1H	3029	1/1	0.83	0.36	-	69,69,69,69	0
56	MG	1H	3196	1/1	0.95	0.52	-	80,80,80,80	0
56	MG	1H	3160	1/1	0.74	0.40	-	69,69,69,69	0

Continued on next page...

Continued from previous page...

Mol	Type	Chain	Res	Atoms	RSCC	RSR	LLDF	B-factors(\AA^2)	Q<0.9
56	MG	13	1611	1/1	0.96	0.34	-	61,61,61,61	0
56	MG	14	3112	1/1	0.99	0.20	-	61,61,61,61	0
56	MG	14	3094	1/1	0.99	0.32	-	82,82,82,82	0
56	MG	1H	3169	1/1	0.90	0.36	-	95,95,95,95	0
56	MG	1H	3291	1/1	0.78	0.45	-	99,99,99,99	0
56	MG	13	1697	1/1	0.92	0.45	-	96,96,96,96	0
56	MG	1G	1657	1/1	0.96	0.57	-	90,90,90,90	0
56	MG	1H	3125	1/1	0.76	0.23	-	87,87,87,87	0
56	MG	1G	1632	1/1	0.91	0.49	-	102,102,102,102	0
56	MG	1H	3425	1/1	0.94	0.12	-	92,92,92,92	0
56	MG	1G	1604	1/1	0.97	0.36	-	97,97,97,97	0
56	MG	1H	3220	1/1	0.81	0.37	-	87,87,87,87	0
56	MG	1H	3217	1/1	0.95	0.20	-	67,67,67,67	0
56	MG	13	1669	1/1	0.95	0.39	-	72,72,72,72	0
56	MG	14	3178	1/1	0.87	0.84	-	90,90,90,90	0
56	MG	1G	1602	1/1	0.51	0.59	-	105,105,105,105	0
56	MG	14	3190	1/1	0.96	0.28	-	95,95,95,95	0
56	MG	14	3285	1/1	0.92	0.56	-	72,72,72,72	0
56	MG	14	3206	1/1	0.97	0.39	-	82,82,82,82	0
56	MG	1H	3210	1/1	0.94	0.28	-	73,73,73,73	0
56	MG	1H	3307	1/1	0.87	0.20	-	82,82,82,82	0
56	MG	13	1658	1/1	0.88	0.09	-	82,82,82,82	0
56	MG	1H	3257	1/1	0.85	0.34	-	94,94,94,94	0
56	MG	1H	3413	1/1	0.97	0.05	-	107,107,107,107	0
56	MG	1H	3115	1/1	0.94	0.33	-	76,76,76,76	0
56	MG	1H	3227	1/1	0.92	0.17	-	50,50,50,50	0
56	MG	1G	1656	1/1	0.92	0.30	-	138,138,138,138	0
56	MG	1H	3422	1/1	0.97	0.09	-	100,100,100,100	0
56	MG	1G	1654	1/1	0.78	0.45	-	86,86,86,86	0
56	MG	13	1607	1/1	0.91	0.65	-	85,85,85,85	0
56	MG	14	3263	1/1	0.88	0.31	-	82,82,82,82	0
56	MG	14	3064	1/1	0.68	0.10	-	84,84,84,84	0
56	MG	14	3241	1/1	0.88	0.39	-	68,68,68,68	0
56	MG	78	201	1/1	0.82	0.21	-	75,75,75,75	0
56	MG	1H	3288	1/1	0.95	0.08	-	94,94,94,94	0
56	MG	14	3293	1/1	0.90	0.06	-	99,99,99,99	0
56	MG	1K	101	1/1	0.77	0.54	-	138,138,138,138	0
56	MG	1H	3339	1/1	0.99	0.05	-	70,70,70,70	0
56	MG	14	3261	1/1	0.71	0.59	-	83,83,83,83	0
56	MG	1H	3235	1/1	0.95	0.19	-	85,85,85,85	0
56	MG	29	301	1/1	0.98	0.27	-	63,63,63,63	0
56	MG	14	3015	1/1	0.86	0.42	-	63,63,63,63	0

Continued on next page...

Continued from previous page...

Mol	Type	Chain	Res	Atoms	RSCC	RSR	LLDF	B-factors(\AA^2)	Q<0.9
56	MG	13	1686	1/1	0.89	0.50	-	73,73,73,73	0
56	MG	1H	3333	1/1	0.99	0.09	-	63,63,63,63	0
56	MG	13	1632	1/1	0.90	0.50	-	73,73,73,73	0
56	MG	14	3024	1/1	0.81	0.37	-	74,74,74,74	0
56	MG	1H	3326	1/1	0.55	0.15	-	91,91,91,91	0
56	MG	14	3277	1/1	0.83	0.52	-	92,92,92,92	0
56	MG	1H	3057	1/1	0.93	0.26	-	52,52,52,52	0
56	MG	14	3182	1/1	0.97	0.40	-	73,73,73,73	0
56	MG	13	1671	1/1	0.93	0.44	-	102,102,102,102	0
56	MG	14	3132	1/1	0.94	0.40	-	91,91,91,91	0
56	MG	14	3057	1/1	0.91	0.36	-	63,63,63,63	0
56	MG	14	3338	1/1	0.92	0.12	-	111,111,111,111	0
56	MG	14	3255	1/1	0.76	0.25	-	87,87,87,87	0
56	MG	1H	3085	1/1	0.97	0.40	-	82,82,82,82	0
56	MG	1H	3282	1/1	0.85	0.15	-	78,78,78,78	0
56	MG	1H	3123	1/1	0.82	0.43	-	77,77,77,77	0
56	MG	13	1628	1/1	0.90	0.34	-	95,95,95,95	0
56	MG	14	3354	1/1	0.98	0.14	-	87,87,87,87	0
56	MG	14	3035	1/1	0.83	0.41	-	84,84,84,84	0
56	MG	1H	3172	1/1	0.95	0.27	-	82,82,82,82	0
56	MG	14	3372	1/1	0.98	0.09	-	87,87,87,87	0
56	MG	1H	3098	1/1	0.92	0.20	-	69,69,69,69	0
56	MG	14	3161	1/1	0.90	0.46	-	73,73,73,73	0
56	MG	14	3098	1/1	0.98	0.33	-	68,68,68,68	0
56	MG	1H	3262	1/1	0.93	0.39	-	77,77,77,77	0
56	MG	14	3138	1/1	0.97	0.31	-	55,55,55,55	0
56	MG	13	1649	1/1	0.87	0.15	-	75,75,75,75	0
56	MG	14	3100	1/1	0.98	0.24	-	91,91,91,91	0
56	MG	1H	3011	1/1	0.82	0.49	-	71,71,71,71	0
56	MG	1H	3118	1/1	0.96	0.14	-	61,61,61,61	0
56	MG	1H	3246	1/1	0.95	0.53	-	88,88,88,88	0
56	MG	1H	3060	1/1	0.98	0.34	-	52,52,52,52	0
56	MG	14	3060	1/1	0.84	0.25	-	92,92,92,92	0
56	MG	1G	1651	1/1	0.79	0.58	-	93,93,93,93	0
56	MG	1H	3069	1/1	0.96	0.20	-	60,60,60,60	0
56	MG	1H	3225	1/1	0.89	0.37	-	74,74,74,74	0
56	MG	1H	3133	1/1	0.95	0.32	-	69,69,69,69	0
56	MG	14	3306	1/1	0.97	0.20	-	110,110,110,110	0
56	MG	14	3367	1/1	0.95	0.09	-	94,94,94,94	0
56	MG	1H	3148	1/1	0.91	0.17	-	49,49,49,49	0
56	MG	1H	3171	1/1	0.92	0.24	-	74,74,74,74	0
56	MG	1H	3067	1/1	0.94	0.33	-	63,63,63,63	0

Continued on next page...

Continued from previous page...

Mol	Type	Chain	Res	Atoms	RSCC	RSR	LLDF	B-factors(\AA^2)	Q<0.9
56	MG	14	3274	1/1	0.88	0.27	-	99,99,99,99	0
56	MG	1H	3051	1/1	0.97	0.24	-	84,84,84,84	0
56	MG	1H	3082	1/1	0.95	0.27	-	65,65,65,65	0
56	MG	1H	3261	1/1	0.98	0.23	-	90,90,90,90	0
56	MG	1H	3359	1/1	0.99	0.22	-	66,66,66,66	0
56	MG	1H	3100	1/1	0.97	0.22	-	56,56,56,56	0
56	MG	13	1721	1/1	0.97	0.07	-	79,79,79,79	0
56	MG	14	3101	1/1	0.66	0.28	-	91,91,91,91	0
56	MG	14	3172	1/1	0.96	0.14	-	98,98,98,98	0
56	MG	1G	1637	1/1	0.79	0.46	-	97,97,97,97	0
56	MG	1H	3094	1/1	0.94	0.25	-	91,91,91,91	0
56	MG	1H	3415	1/1	0.92	0.11	-	94,94,94,94	0
56	MG	1H	3410	1/1	0.99	0.12	-	53,53,53,53	0
56	MG	1H	3038	1/1	0.79	0.35	-	81,81,81,81	0
56	MG	14	3149	1/1	0.86	0.53	-	92,92,92,92	0
56	MG	14	3088	1/1	0.87	0.39	-	73,73,73,73	0
56	MG	13	1709	1/1	0.97	0.10	-	94,94,94,94	0
56	MG	14	3259	1/1	0.83	0.23	-	84,84,84,84	0
56	MG	1H	3212	1/1	0.80	0.57	-	89,89,89,89	0
56	MG	1H	3412	1/1	0.94	0.11	-	68,68,68,68	0
56	MG	1G	1649	1/1	0.87	0.49	-	96,96,96,96	0
56	MG	1G	1639	1/1	0.91	0.74	-	80,80,80,80	0
56	MG	1H	3086	1/1	0.96	0.40	-	41,41,41,41	0
56	MG	1H	3254	1/1	0.89	0.45	-	95,95,95,95	0
56	MG	13	1653	1/1	0.97	0.17	-	89,89,89,89	0
56	MG	1H	3205	1/1	0.81	0.41	-	83,83,83,83	0
56	MG	1H	3146	1/1	0.96	0.27	-	59,59,59,59	0
56	MG	1G	1641	1/1	0.94	0.47	-	92,92,92,92	0
56	MG	14	3034	1/1	0.96	0.62	-	74,74,74,74	0
56	MG	1H	3314	1/1	0.86	0.66	-	92,92,92,92	0
56	MG	14	3160	1/1	0.99	0.44	-	57,57,57,57	0
56	MG	1G	1674	1/1	0.93	0.06	-	123,123,123,123	0
56	MG	14	3079	1/1	0.86	0.42	-	72,72,72,72	0
56	MG	14	3291	1/1	0.78	0.66	-	94,94,94,94	0
56	MG	1H	3238	1/1	0.91	0.12	-	82,82,82,82	0
56	MG	13	1700	1/1	0.83	0.12	-	111,111,111,111	0
56	MG	1H	3159	1/1	0.89	0.43	-	83,83,83,83	0
56	MG	1H	3026	1/1	0.96	0.59	-	50,50,50,50	0
56	MG	1H	3190	1/1	0.87	0.48	-	67,67,67,67	0
56	MG	1H	3202	1/1	0.83	0.32	-	75,75,75,75	0
56	MG	13	1662	1/1	0.94	0.33	-	82,82,82,82	0
56	MG	14	3288	1/1	0.87	0.34	-	109,109,109,109	0

Continued on next page...

Continued from previous page...

Mol	Type	Chain	Res	Atoms	RSCC	RSR	LLDF	B-factors(\AA^2)	Q<0.9
56	MG	14	3017	1/1	0.80	0.53	-	92,92,92,92	0
56	MG	1H	3327	1/1	0.89	0.24	-	95,95,95,95	0
56	MG	14	3141	1/1	0.95	0.22	-	90,90,90,90	0
56	MG	1G	1644	1/1	0.72	0.70	-	86,86,86,86	0
56	MG	1H	3284	1/1	0.74	0.18	-	88,88,88,88	0
56	MG	14	3297	1/1	0.70	0.30	-	124,124,124,124	0
56	MG	1J	202	1/1	0.81	0.25	-	104,104,104,104	0
56	MG	14	3004	1/1	0.91	0.18	-	83,83,83,83	0
56	MG	1H	3287	1/1	0.85	0.65	-	86,86,86,86	0
56	MG	1H	3017	1/1	0.94	0.36	-	77,77,77,77	0
56	MG	13	1635	1/1	0.96	0.18	-	54,54,54,54	0
56	MG	1H	3250	1/1	0.60	0.45	-	87,87,87,87	0
56	MG	13	1622	1/1	0.94	0.34	-	94,94,94,94	0
56	MG	1H	3150	1/1	0.94	0.14	-	70,70,70,70	0
56	MG	13	1624	1/1	0.95	0.14	-	71,71,71,71	0
56	MG	14	3083	1/1	0.92	0.37	-	87,87,87,87	0
56	MG	14	3093	1/1	0.97	0.43	-	85,85,85,85	0
56	MG	14	3018	1/1	0.86	0.41	-	73,73,73,73	0
56	MG	14	3299	1/1	0.78	0.19	-	96,96,96,96	0
56	MG	14	3231	1/1	0.88	0.24	-	84,84,84,84	0
56	MG	1H	3302	1/1	0.74	0.51	-	89,89,89,89	0
56	MG	1G	1625	1/1	0.91	0.60	-	76,76,76,76	0
56	MG	13	1617	1/1	0.95	0.33	-	77,77,77,77	0
56	MG	14	3374	1/1	0.92	0.08	-	129,129,129,129	0
56	MG	1H	3214	1/1	0.72	0.25	-	68,68,68,68	0
56	MG	1H	3031	1/1	0.99	0.29	-	65,65,65,65	0
56	MG	13	1630	1/1	0.94	0.56	-	71,71,71,71	0
56	MG	14	3021	1/1	0.95	0.36	-	78,78,78,78	0
56	MG	14	3357	1/1	0.99	0.06	-	77,77,77,77	0
56	MG	13	1716	1/1	0.99	0.09	-	88,88,88,88	0
56	MG	16	205	1/1	0.90	0.47	-	84,84,84,84	0
56	MG	14	3302	1/1	0.42	0.51	-	110,110,110,110	0
56	MG	1H	3157	1/1	0.59	0.34	-	83,83,83,83	0
56	MG	1H	3143	1/1	0.75	0.37	-	77,77,77,77	0
56	MG	14	3134	1/1	0.93	0.24	-	74,74,74,74	0
56	MG	1G	1655	1/1	0.94	0.07	-	94,94,94,94	0
56	MG	14	3377	1/1	0.94	0.05	-	60,60,60,60	0
56	MG	1H	3107	1/1	0.83	0.36	-	73,73,73,73	0
56	MG	14	3355	1/1	0.96	0.05	-	92,92,92,92	0
56	MG	13	1680	1/1	0.88	0.56	-	87,87,87,87	0
56	MG	1H	3028	1/1	0.61	0.60	-	72,72,72,72	0
56	MG	1H	3311	1/1	0.88	0.48	-	96,96,96,96	0

Continued on next page...

Continued from previous page...

Mol	Type	Chain	Res	Atoms	RSCC	RSR	LLDF	B-factors(\AA^2)	Q<0.9
56	MG	1H	3042	1/1	0.76	0.26	-	93,93,93,93	0
56	MG	14	3047	1/1	0.99	0.25	-	57,57,57,57	0
56	MG	13	1656	1/1	0.91	0.30	-	88,88,88,88	0
56	MG	14	3195	1/1	0.96	0.10	-	107,107,107,107	0
56	MG	13	1688	1/1	0.92	0.25	-	94,94,94,94	0
56	MG	1H	3285	1/1	0.96	0.33	-	72,72,72,72	0
56	MG	14	3169	1/1	0.69	0.10	-	104,104,104,104	0
56	MG	1G	1669	1/1	0.98	0.10	-	82,82,82,82	0
56	MG	14	3117	1/1	0.82	0.55	-	77,77,77,77	0
56	MG	14	3300	1/1	0.93	0.58	-	89,89,89,89	0
56	MG	1H	3117	1/1	0.96	0.17	-	82,82,82,82	0
56	MG	1G	1603	1/1	0.91	0.36	-	101,101,101,101	0
56	MG	14	3254	1/1	0.76	0.73	-	78,78,78,78	0
56	MG	14	3226	1/1	0.96	0.17	-	72,72,72,72	0
56	MG	1H	3249	1/1	0.81	0.79	-	86,86,86,86	0
56	MG	14	3307	1/1	0.96	0.30	-	108,108,108,108	0
56	MG	1H	3278	1/1	0.80	0.75	-	92,92,92,92	0
56	MG	13	1674	1/1	0.71	0.50	-	92,92,92,92	0
56	MG	1H	3390	1/1	0.97	0.05	-	88,88,88,88	0
56	MG	1H	3271	1/1	0.84	0.46	-	94,94,94,94	0
56	MG	14	3044	1/1	0.98	0.45	-	68,68,68,68	0
56	MG	1H	3350	1/1	0.97	0.17	-	72,72,72,72	0
56	MG	14	3329	1/1	0.99	0.08	-	55,55,55,55	0
56	MG	13	1696	1/1	0.83	0.43	-	111,111,111,111	0
56	MG	1H	3324	1/1	0.97	0.32	-	69,69,69,69	0
56	MG	1H	3420	1/1	0.97	0.09	-	76,76,76,76	0
56	MG	14	3005	1/1	0.95	0.33	-	44,44,44,44	0
56	MG	13	1726	1/1	0.99	0.04	-	82,82,82,82	0
56	MG	1H	3396	1/1	0.98	0.09	-	58,58,58,58	0
56	MG	14	3275	1/1	0.79	0.34	-	68,68,68,68	0
56	MG	1H	3071	1/1	0.98	0.16	-	56,56,56,56	0
56	MG	1G	1642	1/1	0.88	0.30	-	123,123,123,123	0
56	MG	14	3089	1/1	0.98	0.47	-	54,54,54,54	0
56	MG	1H	3113	1/1	0.94	0.20	-	67,67,67,67	0
56	MG	1G	1623	1/1	0.94	0.48	-	83,83,83,83	0
56	MG	14	3381	1/1	0.62	0.15	-	102,102,102,102	0
56	MG	1H	3234	1/1	0.96	0.22	-	99,99,99,99	0
56	MG	3E	301	1/1	0.58	0.48	-	94,94,94,94	0
56	MG	1H	3194	1/1	0.95	0.38	-	73,73,73,73	0
56	MG	14	3122	1/1	0.95	0.43	-	91,91,91,91	0
56	MG	14	3050	1/1	0.97	0.30	-	73,73,73,73	0
56	MG	14	3187	1/1	0.84	0.42	-	75,75,75,75	0

Continued on next page...

Continued from previous page...

Mol	Type	Chain	Res	Atoms	RSCC	RSR	LLDF	B-factors(\AA^2)	Q<0.9
56	MG	14	3167	1/1	0.94	0.40	-	99,99,99,99	0
56	MG	1H	3188	1/1	0.90	0.47	-	76,76,76,76	0
56	MG	1H	3400	1/1	0.98	0.07	-	52,52,52,52	0
56	MG	14	3119	1/1	0.90	0.26	-	86,86,86,86	0
56	MG	13	1641	1/1	0.88	0.46	-	75,75,75,75	0
56	MG	14	3148	1/1	0.87	0.20	-	72,72,72,72	0
56	MG	14	3026	1/1	0.84	0.51	-	68,68,68,68	0
56	MG	14	3179	1/1	0.88	0.85	-	84,84,84,84	0
56	MG	1H	3384	1/1	0.97	0.11	-	109,109,109,109	0
56	MG	13	1689	1/1	0.84	0.21	-	92,92,92,92	0
56	MG	13	1695	1/1	0.72	0.42	-	103,103,103,103	0
56	MG	1H	3211	1/1	0.84	0.36	-	71,71,71,71	0
56	MG	1H	3050	1/1	0.90	0.36	-	78,78,78,78	0
56	MG	14	3243	1/1	0.94	0.17	-	89,89,89,89	0
56	MG	13	1606	1/1	0.97	0.22	-	115,115,115,115	0
56	MG	1H	3247	1/1	0.88	0.23	-	73,73,73,73	0
56	MG	1H	3416	1/1	0.98	0.17	-	104,104,104,104	0
56	MG	1G	1618	1/1	0.90	0.13	-	101,101,101,101	0
56	MG	14	3071	1/1	0.91	0.16	-	84,84,84,84	0
56	MG	13	1637	1/1	0.84	0.50	-	68,68,68,68	0
56	MG	1H	3323	1/1	0.94	0.50	-	91,91,91,91	0
56	MG	14	3139	1/1	0.97	0.33	-	93,93,93,93	0
56	MG	1H	3164	1/1	0.87	0.23	-	73,73,73,73	0
56	MG	21	301	1/1	0.92	0.19	-	57,57,57,57	0
56	MG	1J	204	1/1	0.97	0.09	-	99,99,99,99	0
56	MG	13	1699	1/1	0.75	0.31	-	81,81,81,81	0
56	MG	1H	3358	1/1	0.99	0.17	-	68,68,68,68	0
56	MG	14	3107	1/1	0.93	0.45	-	87,87,87,87	0
56	MG	14	3150	1/1	0.70	0.35	-	91,91,91,91	0
56	MG	14	3033	1/1	0.86	0.16	-	84,84,84,84	0
56	MG	13	1668	1/1	0.95	0.19	-	80,80,80,80	0
56	MG	14	3294	1/1	0.94	0.38	-	74,74,74,74	0
56	MG	14	3356	1/1	0.96	0.04	-	98,98,98,98	0
56	MG	1H	3092	1/1	0.87	0.39	-	67,67,67,67	0
56	MG	14	3347	1/1	0.99	0.13	-	77,77,77,77	0
56	MG	14	3076	1/1	0.91	0.43	-	89,89,89,89	0
56	MG	1G	1630	1/1	0.82	0.72	-	108,108,108,108	0
56	MG	13	1684	1/1	0.90	0.27	-	114,114,114,114	0
56	MG	1H	3274	1/1	0.61	0.46	-	85,85,85,85	0
56	MG	14	3183	1/1	0.81	0.30	-	89,89,89,89	0
56	MG	1H	3264	1/1	0.63	0.18	-	84,84,84,84	0
56	MG	1H	3126	1/1	0.92	0.34	-	72,72,72,72	0

Continued on next page...

Continued from previous page...

Mol	Type	Chain	Res	Atoms	RSCC	RSR	LLDF	B-factors(\AA^2)	Q<0.9
56	MG	13	1616	1/1	0.88	0.43	-	77,77,77,77	0
56	MG	14	3051	1/1	0.95	0.31	-	90,90,90,90	0
56	MG	1H	3025	1/1	0.75	0.40	-	77,77,77,77	0
56	MG	16	207	1/1	0.74	0.42	-	76,76,76,76	0
56	MG	14	3120	1/1	0.78	0.34	-	71,71,71,71	0
56	MG	1H	3180	1/1	0.90	0.39	-	76,76,76,76	0
56	MG	1H	3343	1/1	0.97	0.07	-	65,65,65,65	0
56	MG	14	3032	1/1	0.70	0.52	-	88,88,88,88	0
56	MG	1H	3005	1/1	0.93	0.22	-	62,62,62,62	0
56	MG	14	3061	1/1	0.91	0.18	-	97,97,97,97	0
56	MG	14	3352	1/1	0.98	0.11	-	78,78,78,78	0
56	MG	1H	3206	1/1	0.61	0.51	-	94,94,94,94	0
56	MG	14	3068	1/1	0.88	0.34	-	89,89,89,89	0
56	MG	13	1629	1/1	0.80	0.41	-	90,90,90,90	0

6.5 Other polymers [i](#)

There are no such residues in this entry.