



Full wwPDB X-ray Structure Validation Report ⓘ

Feb 1, 2016 – 02:05 AM GMT

PDB ID : 2FJ7
Title : Crystal structure of Nucleosome Core Particle Containing a Poly (dA.dT) Sequence Element
Authors : Bao, Y.; White, C.L.; Luger, K.
Deposited on : 2005-12-31
Resolution : 3.20 Å(reported)

This is a Full wwPDB X-ray Structure Validation Report for a publicly released PDB entry.
We welcome your comments at validation@mail.wwpdb.org
A user guide is available at
<http://wwpdb.org/validation/2016/XrayValidationReportHelp>
with specific help available everywhere you see the ⓘ symbol.

The following versions of software and data (see [references ⓘ](#)) were used in the production of this report:

MolProbity : 4.02b-467
Mogul : 1.7 (RC4), CSD as536be (2015)
Xtriage (Phenix) : 1.9-1692
EDS : rb-20026688
Percentile statistics : 20151230.v01 (using entries in the PDB archive December 30th 2015)
Refmac : 5.8.0135
CCP4 : 6.5.0
Ideal geometry (proteins) : Engh & Huber (2001)
Ideal geometry (DNA, RNA) : Parkinson et al. (1996)
Validation Pipeline (wwPDB-VP) : trunk26865

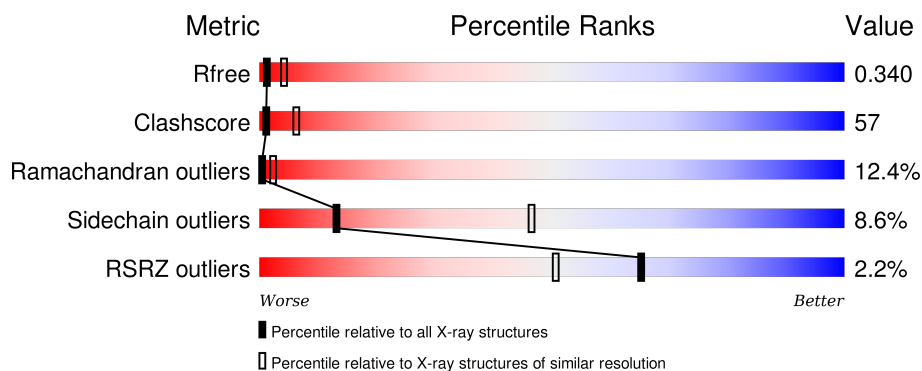
1 Overall quality at a glance

The following experimental techniques were used to determine the structure:

X-RAY DIFFRACTION

The reported resolution of this entry is 3.20 Å.

Percentile scores (ranging between 0-100) for global validation metrics of the entry are shown in the following graphic. The table shows the number of entries on which the scores are based.



Metric	Whole archive (#Entries)	Similar resolution (#Entries, resolution range(Å))
R_{free}	91344	1124 (3.24-3.16)
Clashscore	102246	1024 (3.22-3.18)
Ramachandran outliers	100387	1004 (3.22-3.18)
Sidechain outliers	100360	1003 (3.22-3.18)
RSRZ outliers	91569	1129 (3.24-3.16)

The table below summarises the geometric issues observed across the polymeric chains and their fit to the electron density. The red, orange, yellow and green segments on the lower bar indicate the fraction of residues that contain outliers for ≥ 3 , 2, 1 and 0 types of geometric quality criteria. A grey segment represents the fraction of residues that are not modelled. The numeric value for each fraction is indicated below the corresponding segment, with a dot representing fractions $\leq 5\%$. The upper red bar (where present) indicates the fraction of residues that have poor fit to the electron density. The numeric value is given above the bar.

Mol	Chain	Length	Quality of chain
1	I	147	<div> <div>5%</div> <div>9%</div> <div>91%</div> </div>
2	J	147	<div> <div>3%</div> <div>11%</div> <div>85%</div> <div>..</div> </div>
3	A	135	<div> <div>2%</div> <div>10%</div> <div>47%</div> <div>16%</div> <div>•</div> <div>27%</div> </div>
3	E	135	<div> <div>•</div> <div>13%</div> <div>47%</div> <div>12%</div> <div>•</div> <div>27%</div> </div>
4	B	102	<div> <div>21%</div> <div>47%</div> <div>10%</div> <div>23%</div> </div>

Continued on next page...

Continued from previous page...

Mol	Chain	Length	Quality of chain
4	F	102	<div><div></div><div>27%48%7%18%</div></div>
5	C	129	<div><div></div><div>24%45%13%17%</div></div>
5	G	129	<div><div>%</div><div></div><div>25%38%17%18%</div></div>
6	D	125	<div><div></div><div>19%45%10%26%</div></div>
6	H	125	<div><div>3%</div><div></div><div>18%48%6%26%</div></div>

2 Entry composition

There are 6 unique types of molecules in this entry. The entry contains 12038 atoms, of which 0 are hydrogens and 0 are deuteriums.

In the tables below, the ZeroOcc column contains the number of atoms modelled with zero occupancy, the AltConf column contains the number of residues with at least one atom in alternate conformation and the Trace column contains the number of residues modelled with at most 2 atoms.

- Molecule 1 is a DNA chain called 147 bp DNA containing 16 bp poly dA element.

Mol	Chain	Residues	Atoms					ZeroOcc	AltConf	Trace
1	I	147	Total	C	N	O	P	0	0	0
			3013	1443	555	869	146			

- Molecule 2 is a DNA chain called 147 bp DNA containing 16 bp poly dT element.

Mol	Chain	Residues	Atoms					ZeroOcc	AltConf	Trace
2	J	147	Total	C	N	O	P	0	0	0
			3008	1445	526	891	146			

- Molecule 3 is a protein called histone H3.

Mol	Chain	Residues	Atoms					ZeroOcc	AltConf	Trace
3	A	98	Total	C	N	O	S	0	0	0
			808	509	156	140	3			
3	E	98	Total	C	N	O	S	0	0	0
			808	509	156	140	3			

- Molecule 4 is a protein called Histone H4.

Mol	Chain	Residues	Atoms					ZeroOcc	AltConf	Trace
4	B	79	Total	C	N	O	S	0	0	0
			627	395	121	110	1			
4	F	84	Total	C	N	O	S	0	0	0
			673	424	133	115	1			

- Molecule 5 is a protein called histone H2A.

Mol	Chain	Residues	Atoms				ZeroOcc	AltConf	Trace
5	C	107	Total	C	N	O	0	0	0
			825	520	161	144			
5	G	106	Total	C	N	O	0	0	0
			818	516	160	142			

- Molecule 6 is a protein called Histone H2B.


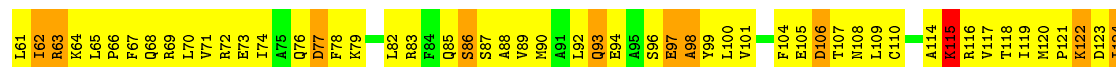
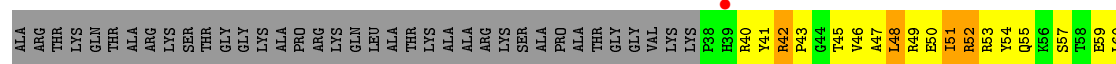
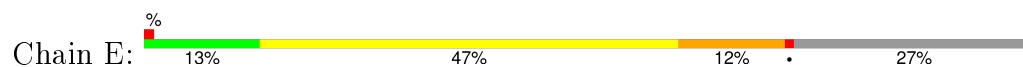
Mol	Chain	Residues	Atoms					ZeroOcc	AltConf	Trace
6	D	93	Total	C	N	O	S	0	0	0
			729	459	131	137	2			
6	H	93	Total	C	N	O	S	0	0	0
			729	459	131	137	2			

There are 2 discrepancies between the modelled and reference sequences:


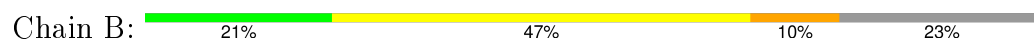
Chain	Residue	Modelled	Actual	Comment	Reference
D	29	THR	SER	CONFLICT	UNP P02281
H	29	THR	SER	CONFLICT	UNP P02281




• Molecule 3: histone H3




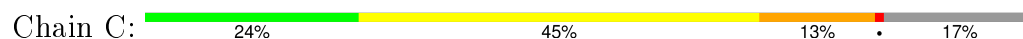
• Molecule 4: Histone H4



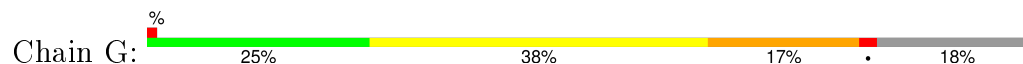
• Molecule 4: Histone H4



• Molecule 5: histone H2A

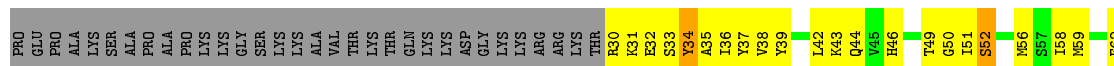
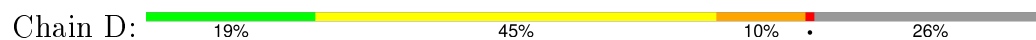


• Molecule 5: histone H2A

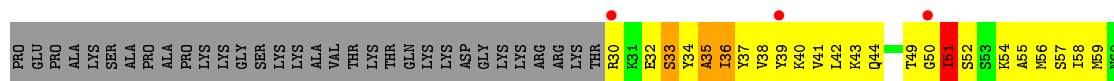
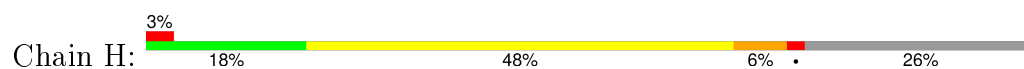




• Molecule 6: Histone H2B



• Molecule 6: Histone H2B



4 Data and refinement statistics

Property	Value	Source
Space group	P 21 21 21	Depositor
Cell constants a, b, c, α , β , γ	104.92Å 109.60Å 177.97Å 90.00° 90.00° 90.00°	Depositor
Resolution (Å)	50.00 – 3.20 37.89 – 2.69	Depositor EDS
% Data completeness (in resolution range)	95.2 (50.00-3.20) 78.9 (37.89-2.69)	Depositor EDS
R_{merge}	0.07	Depositor
R_{sym}	(Not available)	Depositor
$\langle I/\sigma(I) \rangle$ ¹	4.38 (at 2.69Å)	Xtriage
Refinement program	CNS	Depositor
R, R_{free}	0.280 , 0.350 0.278 , 0.340	Depositor DCC
R_{free} test set	1653 reflections (5.03%)	DCC
Wilson B-factor (Å ²)	71.7	Xtriage
Anisotropy	0.698	Xtriage
Bulk solvent k_{sol} (e/Å ³), B_{sol} (Å ²)	0.26 , 81.7	EDS
Estimated twinning fraction	0.035 for k,h,-l	Xtriage
L-test for twinning ²	$\langle L \rangle = 0.45$, $\langle L^2 \rangle = 0.27$	Xtriage
Outliers	0 of 51523 reflections	Xtriage
F_o, F_c correlation	0.92	EDS
Total number of atoms	12038	wwPDB-VP
Average B, all atoms (Å ²)	126.0	wwPDB-VP

Xtriage's analysis on translational NCS is as follows: *The largest off-origin peak in the Patterson function is 2.55% of the height of the origin peak. No significant pseudotranslation is detected.*

¹Intensities estimated from amplitudes.

²Theoretical values of $\langle |L| \rangle$, $\langle L^2 \rangle$ for acentric reflections are 0.5, 0.375 respectively for untwinned datasets, and 0.333, 0.2 for perfectly twinned datasets.

5 Model quality

5.1 Standard geometry

The Z score for a bond length (or angle) is the number of standard deviations the observed value is removed from the expected value. A bond length (or angle) with $|Z| > 5$ is considered an outlier worth inspection. RMSZ is the root-mean-square of all Z scores of the bond lengths (or angles).

Mol	Chain	Bond lengths		Bond angles	
		RMSZ	# $ Z > 5$	RMSZ	# $ Z > 5$
1	I	0.35	0/3384	0.73	0/5220
2	J	0.40	0/3370	0.93	10/5201 (0.2%)
3	A	0.44	0/820	0.81	1/1099 (0.1%)
3	E	0.57	0/820	0.84	1/1099 (0.1%)
4	B	0.49	0/634	0.76	0/848
4	F	0.58	0/680	0.87	0/908
5	C	0.53	0/835	0.83	2/1127 (0.2%)
5	G	0.39	0/828	1.02	5/1117 (0.4%)
6	D	0.56	0/740	0.78	0/994
6	H	0.44	0/740	0.66	0/994
All	All	0.44	0/12851	0.83	19/18607 (0.1%)

Chiral center outliers are detected by calculating the chiral volume of a chiral center and verifying if the center is modelled as a planar moiety or with the opposite hand. A planarity outlier is detected by checking planarity of atoms in a peptide group, atoms in a mainchain group or atoms of a sidechain that are expected to be planar.

Mol	Chain	#Chirality outliers	#Planarity outliers
2	J	0	2
5	G	0	2
All	All	0	4

There are no bond length outliers.

All (19) bond angle outliers are listed below:

Mol	Chain	Res	Type	Atoms	Z	Observed(°)	Ideal(°)
5	G	40	ALA	O-C-N	-20.12	90.50	122.70
2	J	173	DC	O5'-P-OP2	-19.42	87.39	110.70
2	J	172	DC	OP2-P-O3'	-17.76	66.12	105.20
2	J	172	DC	OP1-P-O3'	-17.68	66.30	105.20
2	J	173	DC	O5'-P-OP1	-15.76	91.51	105.70
3	A	66	PRO	CA-N-CD	-10.34	97.03	111.50

Continued on next page...

Continued from previous page...

Mol	Chain	Res	Type	Atoms	Z	Observed(°)	Ideal(°)
2	J	233	DG	O5'-P-OP1	-7.99	98.51	105.70
5	G	74	LYS	CA-C-N	-7.92	99.78	117.20
2	J	231	DT	C3'-C2'-C1'	-7.37	93.66	102.50
2	J	232	DA	C5'-C4'-C3'	7.21	127.09	114.10
3	E	77	ASP	CB-CG-OD1	7.20	124.78	118.30
2	J	232	DA	O5'-P-OP1	7.13	119.26	110.70
5	G	74	LYS	C-N-CA	6.84	138.80	121.70
5	G	74	LYS	O-C-N	6.26	132.72	122.70
5	C	83	LEU	CB-CG-CD1	-5.99	100.83	111.00
2	J	173	DC	OP1-P-OP2	5.72	128.19	119.60
5	C	93	LEU	CA-CB-CG	5.50	127.94	115.30
5	G	40	ALA	C-N-CA	5.23	134.78	121.70
2	J	270	DG	OP1-P-O3'	5.02	116.25	105.20

There are no chirality outliers.

All (4) planarity outliers are listed below:

Mol	Chain	Res	Type	Group
5	G	40	ALA	Mainchain,Peptide
2	J	231	DT	Sidechain
2	J	270	DG	Sidechain

5.2 Too-close contacts ⓘ

In the following table, the Non-H and H(model) columns list the number of non-hydrogen atoms and hydrogen atoms in the chain respectively. The H(added) column lists the number of hydrogen atoms added and optimized by MolProbity. The Clashes column lists the number of clashes within the asymmetric unit, whereas Symm-Clashes lists symmetry related clashes.

Mol	Chain	Non-H	H(model)	H(added)	Clashes	Symm-Clashes
1	I	3013	0	1661	243	0
2	J	3008	0	1672	248	0
3	A	808	0	846	179	0
3	E	808	0	846	139	0
4	B	627	0	663	109	0
4	F	673	0	722	113	0
5	C	825	0	884	134	0
5	G	818	0	877	132	0
6	D	729	0	753	119	0
6	H	729	0	753	96	0
All	All	12038	0	9677	1230	0

The all-atom clashscore is defined as the number of clashes found per 1000 atoms (including hydrogen atoms). The all-atom clashscore for this structure is 57.

All (1230) close contacts within the same asymmetric unit are listed below, sorted by their clash magnitude.

Atom-1	Atom-2	Interatomic distance (Å)	Clash overlap (Å)
4:B:45:ARG:O	4:B:46:ILE:HG13	1.25	1.28
2:J:281:DA:H2''	2:J:282:DG:H5'	1.25	1.15
3:E:61:LEU:HD12	4:F:37:LEU:HD23	1.28	1.15
3:A:117:VAL:HB	4:B:44:LYS:HG2	1.23	1.14
5:G:26:PRO:HB2	5:G:29:ARG:HD2	1.32	1.12
3:A:76:GLN:HE22	3:A:80:THR:HA	1.16	1.10
4:B:45:ARG:O	4:B:46:ILE:CG1	2.00	1.10
3:A:69:ARG:HD2	4:B:25:ASN:OD1	1.51	1.09
5:C:39:TYR:HB3	6:D:75:SER:HB2	1.35	1.08
4:B:46:ILE:CG2	4:B:47:SER:H	1.65	1.07
1:I:91:DT:H4'	3:A:63:ARG:HD3	1.33	1.06
4:B:44:LYS:HD3	5:G:115:LEU:HD22	1.37	1.05
4:F:75:HIS:HB2	6:H:93:THR:HG21	1.35	1.04
1:I:81:DT:H4'	4:B:45:ARG:HE	1.16	1.03
3:A:76:GLN:NE2	3:A:80:THR:HA	1.74	1.02
2:J:232:DA:H4'	2:J:233:DG:OP1	1.56	1.01
1:I:12:DC:H1'	1:I:13:DC:H5'	1.43	1.00
5:C:102:ILE:HG23	6:D:58:ILE:HD13	1.41	0.99
2:J:247:DT:H4'	2:J:248:DT:OP1	1.62	0.99
1:I:59:DA:H4'	1:I:60:DA:OP1	1.60	0.99
5:G:107:VAL:HG12	5:G:108:LEU:H	1.26	0.99
3:A:68:GLN:HG3	3:A:89:VAL:HG11	1.44	0.98
4:F:29:ILE:O	4:F:34:ILE:HD11	1.63	0.98
2:J:187:DG:H4'	2:J:188:DA:OP1	1.60	0.98
2:J:199:DT:H2''	2:J:200:DC:H5''	1.44	0.98
3:E:119:ILE:HD13	4:F:43:VAL:HG11	1.46	0.97
2:J:275:DA:H2''	2:J:276:DT:OP2	1.65	0.97
5:G:119:LYS:HE3	5:G:119:LYS:HA	1.46	0.97
1:I:81:DT:H4'	4:B:45:ARG:NE	1.79	0.96
2:J:255:DT:H4'	2:J:256:DT:OP1	1.65	0.96
6:D:91:ILE:O	6:D:95:VAL:HG23	1.63	0.96
1:I:75:DC:H2''	1:I:76:DT:H5'	1.45	0.95
2:J:239:DC:H2''	2:J:240:DA:C8	2.00	0.95
2:J:283:DG:H4'	2:J:284:DT:OP1	1.63	0.95
3:A:119:ILE:O	3:A:119:ILE:HG13	1.66	0.94
4:B:46:ILE:CG2	4:B:47:SER:N	2.26	0.94
6:D:34:TYR:O	6:D:38:VAL:HG23	1.67	0.94

Continued on next page...

Continued from previous page...

Atom-1	Atom-2	Interatomic distance (Å)	Clash overlap (Å)
1:I:84:DA:H2''	1:I:85:DC:OP2	1.66	0.94
1:I:5:DA:C4'	3:A:39:HIS:HB2	1.97	0.93
1:I:87:DT:H1'	1:I:88:DG:H5'	1.50	0.93
2:J:291:DT:H4'	2:J:292:DG:OP1	1.65	0.93
2:J:246:DT:H4'	2:J:247:DT:OP1	1.69	0.93
5:G:26:PRO:CB	5:G:29:ARG:HD2	1.99	0.92
4:B:46:ILE:HG22	4:B:47:SER:N	1.81	0.92
2:J:173:DC:H2''	2:J:174:DA:C8	2.04	0.92
4:B:47:SER:HB3	4:B:50:ILE:HG12	1.52	0.92
4:B:35:ARG:O	4:B:39:ARG:HG2	1.67	0.92
1:I:5:DA:H4'	3:A:39:HIS:HB2	1.48	0.92
5:C:58:LEU:O	5:C:62:ILE:HG22	1.71	0.90
5:G:26:PRO:HD3	6:H:37:TYR:CG	2.06	0.90
4:B:62:LEU:HD22	4:B:66:ILE:HD11	1.51	0.90
1:I:126:DG:H1'	1:I:127:DT:O5'	1.75	0.87
1:I:127:DT:P	1:I:127:DT:H3'	2.14	0.87
4:B:46:ILE:HG23	4:B:47:SER:H	1.39	0.86
1:I:12:DC:H1'	1:I:13:DC:C5'	2.04	0.86
2:J:274:DA:H1'	2:J:275:DA:O5'	1.74	0.86
4:F:26:ILE:O	4:F:55:ARG:HD3	1.77	0.84
5:G:77:ARG:HG2	5:G:78:ILE:H	1.41	0.84
5:G:78:ILE:HA	5:G:82:HIS:ND1	1.91	0.84
2:J:199:DT:C2'	2:J:200:DC:H5''	2.08	0.84
4:B:82:THR:HG23	4:B:85:ASP:OD2	1.78	0.83
2:J:225:DC:H1'	2:J:226:DC:H5'	1.59	0.82
4:B:52:GLU:OE1	4:B:55:ARG:HD2	1.79	0.82
5:G:51:LEU:HD21	6:H:67:PHE:CE1	2.15	0.82
4:B:46:ILE:HG22	4:B:47:SER:H	1.42	0.82
3:E:51:ILE:HG22	3:E:52:ARG:N	1.94	0.82
6:D:82:LYS:HD2	6:D:82:LYS:N	1.94	0.82
2:J:282:DG:H4'	2:J:283:DG:OP1	1.77	0.82
3:E:119:ILE:HD11	4:F:46:ILE:HG23	1.62	0.82
2:J:235:DT:H2''	2:J:236:DT:H71	1.59	0.81
2:J:205:DG:H1'	2:J:206:DG:C8	2.16	0.81
3:E:60:LEU:HD11	3:E:94:GLU:OE2	1.81	0.81
5:G:26:PRO:HB2	5:G:29:ARG:CD	2.10	0.81
2:J:204:DA:H1'	2:J:205:DG:O5'	1.82	0.80
3:A:61:LEU:HD13	4:B:36:ARG:HB3	1.61	0.80
3:A:44:GLY:O	3:A:48:LEU:HD13	1.80	0.80
3:E:61:LEU:HD12	4:F:37:LEU:HA	1.64	0.80
5:C:23:LEU:HD12	5:C:23:LEU:N	1.97	0.80

Continued on next page...

Continued from previous page...

Atom-1	Atom-2	Interatomic distance (Å)	Clash overlap (Å)
2:J:266:DT:H4'	2:J:267:DT:OP1	1.83	0.79
4:B:66:ILE:O	4:B:70:VAL:HG23	1.82	0.79
3:A:130:ILE:HG22	3:E:130:ILE:CG2	2.12	0.79
5:G:17:ARG:HG2	6:H:118:TYR:OH	1.83	0.79
4:F:59:LYS:O	4:F:63:GLU:HG3	1.82	0.79
2:J:246:DT:H2''	2:J:247:DT:H71	1.63	0.79
4:F:30:THR:O	4:F:34:ILE:HG13	1.83	0.78
5:C:107:VAL:HG23	5:C:108:LEU:N	1.98	0.78
2:J:172:DC:C4'	2:J:173:DC:OP2	2.30	0.78
3:E:70:LEU:HD13	4:F:26:ILE:HA	1.66	0.78
2:J:242:DG:H2''	2:J:243:DA:OP2	1.82	0.78
2:J:268:DT:H2''	2:J:269:DG:C8	2.19	0.78
2:J:167:DT:H2''	2:J:168:DA:H5''	1.64	0.78
4:F:39:ARG:O	4:F:42:GLY:N	2.17	0.78
6:H:36:ILE:H	6:H:36:ILE:HD13	1.48	0.77
1:I:12:DC:C6	1:I:12:DC:OP1	2.37	0.77
4:B:51:TYR:HB3	4:B:55:ARG:HH12	1.49	0.77
4:B:75:HIS:CD2	6:D:77:LEU:HD13	2.20	0.77
2:J:280:DC:H2''	2:J:281:DA:OP2	1.84	0.77
3:E:50:GLU:HG2	4:F:39:ARG:HG3	1.66	0.77
2:J:247:DT:H2''	2:J:248:DT:H72	1.66	0.77
3:E:104:PHE:O	3:E:107:THR:HB	1.84	0.77
1:I:95:DG:H2''	1:I:96:DA:OP2	1.83	0.77
2:J:199:DT:H2''	2:J:200:DC:C5'	2.15	0.77
1:I:121:DT:H2''	1:I:122:DG:C8	2.20	0.76
1:I:127:DT:H2''	1:I:128:DA:OP2	1.84	0.76
5:C:67:GLY:HA3	6:D:46:HIS:CD2	2.20	0.76
2:J:183:DT:H2''	2:J:184:DT:OP2	1.83	0.76
6:H:113:LYS:HB3	6:H:113:LYS:NZ	1.98	0.76
5:C:35:ARG:O	5:C:38:ASN:N	2.18	0.76
1:I:83:DA:H5''	3:A:43:PRO:HA	1.66	0.76
3:E:87:SER:O	3:E:89:VAL:N	2.18	0.76
1:I:15:DG:H1'	1:I:16:DC:H5'	1.66	0.76
5:G:50:TYR:OH	6:H:92:GLN:HG3	1.85	0.76
2:J:285:DG:H1'	2:J:286:DG:H5'	1.66	0.76
1:I:39:DA:H5''	5:G:42:ARG:NE	2.01	0.76
3:A:51:ILE:HG21	5:G:111:ILE:HD11	1.67	0.76
2:J:255:DT:H2''	2:J:256:DT:H72	1.68	0.76
1:I:119:DT:H2''	1:I:120:DT:H71	1.66	0.75
2:J:170:DT:H2''	2:J:171:DA:OP2	1.86	0.75
4:B:32:PRO:HA	4:B:35:ARG:HD3	1.67	0.75

Continued on next page...

Continued from previous page...

Atom-1	Atom-2	Interatomic distance (Å)	Clash overlap (Å)
1:I:95:DG:H1'	1:I:96:DA:C5'	2.16	0.75
5:C:83:LEU:O	5:C:87:VAL:HG23	1.86	0.75
5:G:87:VAL:HG11	5:G:97:LEU:HD12	1.67	0.75
2:J:281:DA:C2'	2:J:282:DG:H5'	2.11	0.75
1:I:121:DT:H2''	1:I:122:DG:N7	2.02	0.74
6:D:43:LYS:HE2	6:D:43:LYS:HA	1.67	0.74
5:C:50:TYR:O	5:C:53:ALA:HB3	1.87	0.74
1:I:129:DT:H1'	1:I:130:DC:H5'	1.69	0.74
5:G:67:GLY:HA2	5:G:78:ILE:HD11	1.69	0.74
2:J:207:DC:H2''	2:J:208:DA:OP2	1.86	0.74
1:I:137:DT:H2''	1:I:138:DG:OP2	1.86	0.74
1:I:123:DG:H4'	6:D:30:ARG:HB2	1.69	0.73
1:I:17:DA:H1'	1:I:18:DC:O4'	1.86	0.73
5:G:80:PRO:HG3	6:H:54:LYS:O	1.87	0.73
3:E:97:GLU:O	3:E:99:TYR:N	2.20	0.73
2:J:185:DT:H2''	2:J:186:DG:N7	2.03	0.73
3:E:69:ARG:HB3	4:F:25:ASN:OD1	1.88	0.73
2:J:222:DC:H4'	2:J:223:DA:OP1	1.89	0.73
3:A:130:ILE:HG22	3:E:130:ILE:HG22	1.69	0.73
5:G:111:ILE:O	5:G:113:SER:N	2.21	0.73
1:I:105:DT:H2''	1:I:106:DT:H71	1.71	0.73
1:I:119:DT:H4'	1:I:120:DT:OP1	1.86	0.72
1:I:82:DG:H1'	1:I:83:DA:H5'	1.70	0.72
2:J:154:DA:H4'	3:E:49:ARG:HH21	1.54	0.72
1:I:116:DA:H1'	1:I:117:DC:H5'	1.72	0.72
2:J:172:DC:H4'	2:J:173:DC:OP2	1.88	0.72
1:I:95:DG:H1'	1:I:96:DA:O5'	1.89	0.72
3:A:51:ILE:HG22	3:A:52:ARG:N	2.04	0.72
3:E:61:LEU:O	3:E:62:ILE:C	2.28	0.72
4:F:45:ARG:HG2	4:F:45:ARG:HH11	1.54	0.72
5:C:78:ILE:N	6:D:50:GLY:O	2.18	0.72
1:I:69:DG:H5'	3:E:43:PRO:HB2	1.72	0.72
5:C:113:SER:O	5:C:116:LEU:HB2	1.90	0.71
2:J:194:DC:H2''	2:J:195:DT:OP2	1.91	0.71
2:J:207:DC:H4'	3:A:63:ARG:HH21	1.55	0.71
2:J:239:DC:P	3:E:63:ARG:HE	2.13	0.71
2:J:192:DT:H1'	2:J:193:DG:C8	2.24	0.71
3:A:98:ALA:O	3:A:101:VAL:HB	1.90	0.71
5:C:30:VAL:HG21	5:C:52:ALA:HB2	1.71	0.71
5:G:25:PHE:HZ	5:G:59:THR:HG21	1.56	0.71
1:I:75:DC:H2''	1:I:76:DT:C5'	2.18	0.71

Continued on next page...

Continued from previous page...

Atom-1	Atom-2	Interatomic distance (Å)	Clash overlap (Å)
3:E:50:GLU:O	3:E:53:ARG:HB3	1.91	0.71
5:G:108:LEU:O	5:G:110:ASN:N	2.24	0.70
3:E:51:ILE:HA	4:F:39:ARG:HB3	1.71	0.70
6:H:81:ASN:HB3	6:H:83:ARG:NE	2.07	0.70
2:J:213:DC:H2"	2:J:214:DA:OP2	1.91	0.70
2:J:167:DT:H2"	2:J:168:DA:C5'	2.21	0.70
3:A:129:ARG:HG3	3:A:130:ILE:N	2.05	0.70
3:E:61:LEU:CD1	4:F:37:LEU:HD23	2.16	0.70
3:A:92:LEU:HD21	4:B:86:VAL:CG2	2.21	0.70
5:G:107:VAL:HG12	5:G:108:LEU:N	2.05	0.70
2:J:208:DA:H1'	2:J:209:DT:H5'	1.73	0.70
5:C:119:LYS:HA	5:C:119:LYS:HE3	1.74	0.70
5:G:54:VAL:HG21	6:H:95:VAL:HG21	1.74	0.70
3:A:116:ARG:HB3	3:A:116:ARG:HH11	1.56	0.69
4:B:62:LEU:O	4:B:63:GLU:C	2.30	0.69
1:I:95:DG:H1'	1:I:96:DA:H5'	1.72	0.69
2:J:256:DT:H2"	2:J:257:DT:OP2	1.91	0.69
1:I:7:DA:H5'	3:A:41:TYR:OH	1.92	0.69
1:I:86:DA:H4'	1:I:87:DT:OP2	1.93	0.69
2:J:171:DA:H2"	2:J:172:DC:O5'	1.91	0.69
5:G:42:ARG:O	6:H:85:THR:HG23	1.92	0.69
2:J:158:DA:H1'	2:J:159:DC:H5'	1.72	0.69
2:J:262:DC:H2"	2:J:263:DA:C8	2.28	0.69
4:F:31:LYS:HG2	4:F:51:TYR:CD2	2.27	0.69
5:C:26:PRO:HD3	6:D:37:TYR:CD2	2.28	0.69
1:I:86:DA:H61	2:J:209:DT:H3	1.40	0.69
2:J:231:DT:OP2	3:E:41:TYR:HB2	1.91	0.69
4:B:51:TYR:O	4:B:55:ARG:HG3	1.92	0.69
6:H:51:ILE:HD11	6:H:56:MET:N	2.08	0.69
5:G:25:PHE:O	5:G:27:VAL:HG23	1.91	0.69
6:D:31:LYS:HZ3	6:D:32:GLU:HG3	1.58	0.69
4:F:75:HIS:CD2	6:H:77:LEU:HD22	2.28	0.69
5:G:51:LEU:HD21	6:H:67:PHE:CD1	2.28	0.69
4:B:31:LYS:HE2	4:B:32:PRO:HD3	1.75	0.68
3:A:129:ARG:HE	3:A:130:ILE:HD12	1.58	0.68
6:H:104:ALA:O	6:H:108:VAL:HG23	1.93	0.68
3:E:61:LEU:O	3:E:62:ILE:O	2.11	0.68
2:J:288:DT:H1'	2:J:289:DA:O5'	1.92	0.68
4:F:47:SER:O	4:F:51:TYR:HE1	1.76	0.68
5:C:71:ARG:HB3	5:C:71:ARG:NH1	2.08	0.68
1:I:67:DT:H2"	1:I:68:DT:C7	2.23	0.68

Continued on next page...

Continued from previous page...

Atom-1	Atom-2	Interatomic distance (Å)	Clash overlap (Å)
2:J:253:DT:H2''	2:J:254:DT:H72	1.76	0.68
2:J:157:DC:H1'	2:J:158:DA:H5'	1.75	0.68
4:B:96:THR:HG22	4:B:97:LEU:N	2.09	0.68
4:B:45:ARG:O	4:B:46:ILE:CB	2.40	0.68
4:B:75:HIS:HB2	6:D:93:THR:HG21	1.76	0.68
3:A:104:PHE:O	3:A:107:THR:HB	1.94	0.68
4:F:31:LYS:HA	4:F:34:ILE:HD12	1.73	0.68
6:D:102:GLU:O	6:D:106:HIS:HD2	1.77	0.68
2:J:239:DC:H2''	2:J:240:DA:N7	2.08	0.67
3:A:49:ARG:HB2	3:A:49:ARG:NH1	2.10	0.67
1:I:132:DG:H2''	1:I:133:DC:C6	2.29	0.67
5:C:51:LEU:O	5:C:53:ALA:N	2.28	0.67
1:I:131:DT:H2''	1:I:132:DG:OP2	1.95	0.67
4:B:39:ARG:HH11	4:B:39:ARG:HA	1.59	0.67
5:C:38:ASN:ND2	5:G:38:ASN:HD22	1.93	0.67
1:I:69:DG:H2''	1:I:70:DG:N7	2.09	0.67
4:B:97:LEU:HD13	5:G:101:THR:HG22	1.75	0.67
4:F:62:LEU:O	4:F:66:ILE:HG12	1.95	0.67
2:J:238:DT:H4'	3:E:63:ARG:HD3	1.76	0.67
3:E:45:THR:O	3:E:45:THR:HG22	1.95	0.67
4:B:76:ALA:O	4:B:78:ARG:HG3	1.94	0.67
1:I:113:DT:H5''	5:C:42:ARG:HG2	1.76	0.66
3:A:74:ILE:HG21	4:B:66:ILE:HD12	1.78	0.66
1:I:101:DG:H4'	3:A:83:ARG:HH11	1.61	0.66
5:C:26:PRO:O	5:C:30:VAL:HG23	1.96	0.66
6:H:81:ASN:O	6:H:82:LYS:HB2	1.96	0.66
3:A:116:ARG:O	3:A:117:VAL:HG13	1.96	0.66
2:J:210:DG:H2''	2:J:211:DT:OP2	1.95	0.66
3:A:53:ARG:O	3:A:56:LYS:HB3	1.96	0.66
1:I:23:DT:H2''	1:I:24:DA:OP2	1.95	0.65
1:I:120:DT:H1'	1:I:121:DT:H5'	1.76	0.65
2:J:167:DT:C2'	2:J:168:DA:H5''	2.26	0.65
4:B:24:ASP:O	4:B:25:ASN:HB2	1.95	0.65
6:D:31:LYS:NZ	6:D:32:GLU:HG3	2.12	0.65
2:J:206:DG:H2''	2:J:207:DC:C5	2.31	0.65
3:A:83:ARG:HB2	4:B:80:THR:HG23	1.79	0.65
4:F:97:LEU:HD12	4:F:98:TYR:N	2.12	0.65
1:I:68:DT:H1'	3:E:43:PRO:HG2	1.77	0.65
5:G:63:LEU:O	5:G:67:GLY:N	2.30	0.65
5:C:50:TYR:HD2	6:D:91:ILE:HG22	1.61	0.65
6:H:81:ASN:HB2	6:H:83:ARG:HG2	1.79	0.65

Continued on next page...

Continued from previous page...

Atom-1	Atom-2	Interatomic distance (Å)	Clash overlap (Å)
1:I:10:DC:H1'	1:I:11:DA:O5'	1.97	0.65
5:C:43:VAL:O	5:C:44:GLY:O	2.15	0.65
1:I:55:DT:H2''	1:I:56:DG:C8	2.31	0.65
4:B:69:ALA:O	4:B:72:TYR:N	2.29	0.65
1:I:5:DA:O4'	3:A:39:HIS:HB2	1.96	0.64
1:I:78:DA:H2''	1:I:79:DG:N7	2.11	0.64
5:G:119:LYS:CE	5:G:119:LYS:HA	2.22	0.64
3:A:124:ILE:O	3:A:125:GLN:C	2.36	0.64
1:I:105:DT:C2'	1:I:106:DT:H71	2.28	0.64
2:J:230:DT:H3'	3:E:46:VAL:HG21	1.78	0.64
5:C:42:ARG:HB2	6:D:85:THR:HG23	1.80	0.64
1:I:123:DG:H2''	1:I:124:DT:H71	1.79	0.64
1:I:90:DC:H2''	1:I:91:DT:H71	1.79	0.64
1:I:132:DG:H2''	1:I:133:DC:C5	2.32	0.64
2:J:175:DA:H1'	2:J:176:DA:H5'	1.79	0.64
4:B:39:ARG:O	4:B:42:GLY:N	2.28	0.64
3:A:46:VAL:HG22	3:A:49:ARG:HH12	1.63	0.64
3:A:117:VAL:O	4:B:44:LYS:HB3	1.98	0.64
2:J:264:DC:C6	2:J:265:DT:H72	2.32	0.64
1:I:119:DT:H2''	1:I:120:DT:C7	2.27	0.64
6:H:92:GLN:C	6:H:94:ALA:H	2.00	0.64
5:C:72:ASP:C	5:C:74:LYS:H	2.01	0.64
5:C:26:PRO:HD3	6:D:37:TYR:CG	2.32	0.64
2:J:206:DG:H2''	2:J:207:DC:C6	2.32	0.63
3:E:70:LEU:O	3:E:74:ILE:HG13	1.99	0.63
2:J:215:DG:H4'	3:A:42:ARG:NH2	2.14	0.63
4:B:96:THR:HG22	4:B:97:LEU:H	1.62	0.63
3:E:92:LEU:HD11	4:F:66:ILE:HD12	1.81	0.63
1:I:21:DT:H1'	1:I:22:DC:H5'	1.79	0.63
3:E:119:ILE:CD1	4:F:43:VAL:HG11	2.24	0.63
5:G:38:ASN:C	5:G:40:ALA:H	2.01	0.63
3:A:76:GLN:C	3:A:78:PHE:H	2.02	0.63
2:J:220:DG:H2''	2:J:221:DT:O5'	1.98	0.63
1:I:61:DG:H2'	4:F:32:PRO:HG2	1.80	0.63
3:A:116:ARG:HH12	3:A:118:THR:HB	1.64	0.62
1:I:69:DG:H5'	3:E:43:PRO:CG	2.29	0.62
1:I:135:DG:H2''	1:I:136:DG:OP2	1.97	0.62
5:G:83:LEU:HD13	6:H:58:ILE:HG22	1.80	0.62
2:J:230:DT:H4'	2:J:231:DT:OP1	1.99	0.62
2:J:288:DT:H1'	2:J:289:DA:C5'	2.28	0.62
2:J:265:DT:H2''	2:J:266:DT:O5'	1.99	0.62

Continued on next page...

Continued from previous page...

Atom-1	Atom-2	Interatomic distance (Å)	Clash overlap (Å)
4:B:36:ARG:O	4:B:39:ARG:HB2	1.99	0.62
3:A:116:ARG:NH2	3:A:118:THR:O	2.30	0.62
4:F:29:ILE:HG22	4:F:34:ILE:HG12	1.80	0.62
1:I:61:DG:H1'	1:I:62:DC:H5'	1.81	0.62
5:C:102:ILE:CG2	6:D:58:ILE:HD13	2.23	0.62
3:E:114:ALA:O	3:E:116:ARG:N	2.33	0.62
4:F:97:LEU:HD12	4:F:98:TYR:H	1.65	0.62
5:C:67:GLY:O	5:C:70:ALA:N	2.33	0.62
4:F:36:ARG:HG3	4:F:36:ARG:HH11	1.64	0.62
1:I:40:DA:H2''	1:I:41:DA:OP2	1.99	0.62
5:C:90:ASP:OD2	5:C:93:LEU:HB2	2.00	0.62
3:A:45:THR:C	3:A:47:ALA:H	2.03	0.62
5:C:23:LEU:C	5:C:24:GLN:HG2	2.20	0.62
5:G:64:GLU:O	5:G:67:GLY:N	2.33	0.62
6:H:113:LYS:HZ3	6:H:113:LYS:HB3	1.64	0.62
5:G:103:ALA:O	5:G:104:GLN:HB2	2.00	0.62
6:H:36:ILE:N	6:H:36:ILE:HD13	2.13	0.62
6:D:81:ASN:O	6:D:83:ARG:HG2	2.00	0.62
4:F:84:MET:CE	4:F:102:GLY:HA2	2.30	0.61
3:A:54:TYR:HA	3:A:57:SER:OG	1.99	0.61
2:J:258:DT:H1'	2:J:259:DT:H5'	1.81	0.61
3:A:42:ARG:HG2	3:A:42:ARG:HH11	1.66	0.61
1:I:7:DA:C3'	3:A:49:ARG:HH21	2.13	0.61
5:C:29:ARG:HG3	5:C:32:ARG:HH21	1.64	0.61
1:I:59:DA:C4'	1:I:60:DA:OP1	2.43	0.61
4:B:33:ALA:HA	4:B:36:ARG:NH1	2.14	0.61
1:I:76:DT:H2''	1:I:77:DC:OP2	2.01	0.61
1:I:113:DT:C5'	5:C:42:ARG:HG2	2.31	0.61
6:D:101:GLY:O	6:D:103:LEU:N	2.34	0.61
3:E:61:LEU:CD1	4:F:37:LEU:HA	2.29	0.61
2:J:237:DA:H2''	2:J:238:DT:OP2	2.01	0.61
1:I:84:DA:H5'	3:A:40:ARG:NH1	2.15	0.60
3:E:121:PRO:O	3:E:125:GLN:HG3	2.01	0.60
3:A:107:THR:O	3:A:110:CYS:HB2	2.00	0.60
1:I:5:DA:H61	2:J:290:DT:H3	1.49	0.60
5:C:25:PHE:CE1	5:C:56:GLU:HA	2.35	0.60
1:I:117:DC:H2''	1:I:118:DT:OP2	2.01	0.60
1:I:50:DA:H2''	1:I:51:DA:C8	2.36	0.60
6:D:35:ALA:HA	6:D:56:MET:SD	2.40	0.60
3:A:130:ILE:HG22	3:E:130:ILE:HG21	1.82	0.60
1:I:6:DT:H2''	1:I:7:DA:OP2	2.01	0.60

Continued on next page...

Continued from previous page...

Atom-1	Atom-2	Interatomic distance (Å)	Clash overlap (Å)
2:J:267:DT:H2''	2:J:268:DT:OP2	2.01	0.60
5:C:38:ASN:HD21	5:G:38:ASN:HD22	1.50	0.60
6:D:69:ARG:HB3	6:D:98:LEU:HD21	1.84	0.60
2:J:284:DT:H2''	2:J:285:DG:OP2	2.01	0.60
3:E:108:ASN:O	3:E:110:CYS:N	2.35	0.60
4:F:54:THR:O	4:F:57:VAL:HG12	2.01	0.60
1:I:69:DG:H5'	3:E:43:PRO:CB	2.32	0.60
2:J:169:DC:H1'	2:J:170:DT:O5'	2.01	0.60
3:A:116:ARG:CZ	3:A:120:MET:HE3	2.32	0.60
2:J:291:DT:H1'	2:J:292:DG:C8	2.36	0.60
1:I:22:DC:H2''	1:I:23:DT:OP2	2.01	0.60
6:H:113:LYS:O	6:H:114:ALA:C	2.40	0.60
5:G:83:LEU:HD13	6:H:58:ILE:CG2	2.32	0.60
3:E:105:GLU:C	3:E:107:THR:H	2.05	0.59
2:J:201:DA:H2''	2:J:202:DA:OP2	2.02	0.59
6:D:102:GLU:O	6:D:106:HIS:CD2	2.55	0.59
3:E:96:SER:HA	4:F:61:PHE:CE2	2.38	0.59
5:G:58:LEU:O	5:G:62:ILE:HG12	2.02	0.59
2:J:247:DT:H2''	2:J:248:DT:C7	2.30	0.59
5:C:79:ILE:HG22	6:D:52:SER:HB3	1.83	0.59
6:D:116:THR:HG22	6:D:117:LYS:N	2.16	0.59
3:E:51:ILE:O	3:E:53:ARG:N	2.35	0.59
1:I:26:DC:H4'	1:I:27:DA:OP1	2.03	0.59
2:J:177:DA:H1'	2:J:178:DG:C8	2.38	0.59
4:B:51:TYR:HB3	4:B:55:ARG:NH1	2.17	0.59
2:J:216:DC:H2''	2:J:217:DT:C6	2.38	0.59
3:E:105:GLU:O	3:E:107:THR:N	2.35	0.59
5:G:24:GLN:OE1	6:H:40:LYS:HB3	2.03	0.59
2:J:292:DG:OP2	3:A:42:ARG:HB2	2.03	0.59
5:G:26:PRO:HD3	6:H:37:TYR:CD1	2.38	0.59
1:I:53:DC:H2''	1:I:54:DA:OP2	2.02	0.59
5:C:90:ASP:OD2	5:C:93:LEU:N	2.35	0.59
1:I:47:DA:H1'	1:I:48:DA:H5'	1.85	0.59
3:A:58:THR:C	4:B:40:ARG:HH22	2.05	0.59
3:E:67:PHE:CD2	3:E:93:GLN:HG3	2.38	0.59
3:E:60:LEU:HA	3:E:97:GLU:OE2	2.03	0.59
1:I:27:DA:H2''	1:I:28:DA:OP2	2.03	0.59
5:C:24:GLN:NE2	6:D:44:GLN:NE2	2.51	0.59
2:J:163:DC:H2''	2:J:164:DA:N7	2.18	0.59
1:I:33:DG:H1'	1:I:34:DT:H5'	1.84	0.59
2:J:231:DT:H5'	3:E:40:ARG:HG2	1.84	0.59

Continued on next page...

Continued from previous page...

Atom-1	Atom-2	Interatomic distance (Å)	Clash overlap (Å)
2:J:241:DT:H1'	2:J:242:DG:H5'	1.85	0.58
5:G:77:ARG:HG2	5:G:78:ILE:N	2.15	0.58
5:G:96:LEU:O	5:G:96:LEU:HD12	2.03	0.58
3:A:101:VAL:O	3:A:104:PHE:HB2	2.03	0.58
1:I:11:DA:H1'	1:I:12:DC:OP1	2.03	0.58
1:I:16:DC:H2''	1:I:17:DA:OP2	2.01	0.58
2:J:208:DA:H5'	3:A:63:ARG:NH2	2.19	0.58
3:A:87:SER:HB2	4:B:83:ALA:HB2	1.85	0.58
5:G:51:LEU:HD21	6:H:67:PHE:HE1	1.63	0.58
3:A:84:PHE:HB3	3:A:89:VAL:HG23	1.84	0.58
5:G:25:PHE:CE1	5:G:56:GLU:HA	2.38	0.58
4:F:37:LEU:O	4:F:39:ARG:N	2.37	0.58
6:D:36:ILE:HG13	6:D:37:TYR:N	2.17	0.58
5:G:78:ILE:HA	5:G:82:HIS:CE1	2.39	0.58
6:H:54:LYS:O	6:H:58:ILE:HD13	2.03	0.58
1:I:36:DA:H2''	1:I:37:DA:OP2	2.02	0.58
3:E:123:ASP:O	3:E:126:LEU:N	2.36	0.58
4:F:31:LYS:HB3	4:F:32:PRO:HD3	1.85	0.58
5:C:47:ALA:HB1	6:D:91:ILE:HD12	1.84	0.58
1:I:132:DG:H4'	5:C:77:ARG:NH2	2.19	0.58
4:F:45:ARG:HG2	4:F:45:ARG:NH1	2.16	0.58
4:B:33:ALA:HB1	4:B:36:ARG:NH2	2.18	0.58
2:J:277:DG:H2''	2:J:278:DT:OP2	2.03	0.58
1:I:30:DA:H2''	1:I:31:DG:OP2	2.03	0.58
5:G:26:PRO:HD3	6:H:37:TYR:CD2	2.39	0.58
5:G:26:PRO:HB3	6:H:37:TYR:CZ	2.39	0.58
2:J:260:DG:H3'	5:G:35:ARG:HH12	1.68	0.58
3:A:103:LEU:CD2	3:A:128:ARG:HD2	2.33	0.58
4:F:50:ILE:HG22	4:F:51:TYR:N	2.18	0.58
5:G:43:VAL:HG12	5:G:44:GLY:O	2.04	0.58
5:C:35:ARG:O	5:C:37:GLY:N	2.37	0.57
2:J:155:DT:H1'	2:J:156:DC:H5'	1.85	0.57
1:I:5:DA:H4'	3:A:39:HIS:CB	2.27	0.57
1:I:84:DA:C2'	1:I:85:DC:OP2	2.47	0.57
2:J:217:DT:H2''	2:J:218:DG:N7	2.19	0.57
3:A:73:GLU:OE1	4:B:25:ASN:HB3	2.05	0.57
3:A:116:ARG:HB3	3:A:116:ARG:NH1	2.18	0.57
3:A:85:GLN:HG3	4:B:82:THR:HA	1.85	0.57
5:C:92:GLU:HA	5:C:92:GLU:OE2	2.03	0.57
3:E:118:THR:OG1	4:F:45:ARG:HG2	2.05	0.57
4:F:47:SER:OG	4:F:48:GLY:N	2.37	0.57

Continued on next page...

Continued from previous page...

Atom-1	Atom-2	Interatomic distance (Å)	Clash overlap (Å)
5:C:23:LEU:HD23	5:C:53:ALA:HA	1.86	0.57
3:A:49:ARG:O	3:A:53:ARG:HB2	2.05	0.57
1:I:83:DA:H2''	1:I:84:DA:OP2	2.03	0.57
2:J:215:DG:H4'	3:A:42:ARG:CZ	2.35	0.57
3:E:119:ILE:O	4:F:47:SER:HB3	2.04	0.57
3:A:67:PHE:O	3:A:70:LEU:HB3	2.05	0.57
1:I:58:DT:O2	1:I:59:DA:C2	2.58	0.57
1:I:58:DT:O2	1:I:59:DA:N1	2.37	0.57
3:A:92:LEU:HD21	4:B:86:VAL:HG22	1.85	0.57
3:A:92:LEU:HD23	4:B:86:VAL:HG11	1.86	0.57
3:A:123:ASP:O	3:A:124:ILE:C	2.42	0.57
6:H:36:ILE:H	6:H:36:ILE:CD1	2.17	0.57
5:C:30:VAL:O	5:C:34:LEU:HD12	2.04	0.57
3:A:61:LEU:HD23	3:A:61:LEU:N	2.19	0.57
3:E:60:LEU:HG	3:E:97:GLU:OE2	2.05	0.57
5:C:26:PRO:HG3	5:C:29:ARG:HD2	1.85	0.57
5:C:50:TYR:HE1	6:D:112:THR:N	2.02	0.57
5:G:112:GLN:O	5:G:114:VAL:N	2.38	0.57
5:C:31:HIS:O	5:C:34:LEU:HB2	2.05	0.57
3:E:87:SER:O	3:E:90:MET:N	2.35	0.57
2:J:148:DA:H2''	2:J:149:DT:H72	1.86	0.56
6:D:69:ARG:HB3	6:D:98:LEU:CD2	2.35	0.56
3:E:99:TYR:HE1	3:E:131:ARG:HH12	1.52	0.56
3:E:108:ASN:OD1	4:F:43:VAL:HG22	2.05	0.56
2:J:247:DT:C2'	2:J:248:DT:H72	2.34	0.56
1:I:141:DT:H2''	1:I:142:DA:C8	2.40	0.56
4:B:44:LYS:CD	5:G:115:LEU:HD22	2.24	0.56
4:F:57:VAL:CG1	4:F:58:LEU:N	2.67	0.56
1:I:121:DT:O4	2:J:173:DC:N4	2.38	0.56
3:E:108:ASN:C	3:E:110:CYS:H	2.09	0.56
5:C:26:PRO:HD3	6:D:37:TYR:CE2	2.40	0.56
5:C:23:LEU:CD2	5:C:53:ALA:HA	2.35	0.56
4:F:75:HIS:CB	6:H:93:THR:HG21	2.24	0.56
6:D:51:ILE:HD13	6:D:56:MET:CE	2.36	0.56
3:E:119:ILE:HD13	4:F:43:VAL:CG1	2.30	0.56
1:I:137:DT:C2	1:I:138:DG:N7	2.74	0.56
3:E:120:MET:O	3:E:123:ASP:HB2	2.04	0.56
5:G:47:ALA:N	5:G:48:PRO:HD2	2.20	0.56
3:A:120:MET:C	4:B:50:ILE:HD11	2.26	0.56
3:E:120:MET:HG2	4:F:47:SER:HB2	1.88	0.56
1:I:25:DC:H2''	1:I:26:DC:OP2	2.05	0.56

Continued on next page...

Continued from previous page...

Atom-1	Atom-2	Interatomic distance (Å)	Clash overlap (Å)
1:I:90:DC:H2''	1:I:91:DT:C7	2.35	0.56
6:D:39:TYR:O	6:D:42:LEU:HB3	2.05	0.56
1:I:31:DG:H2''	1:I:32:DT:OP2	2.06	0.56
3:A:130:ILE:CG2	3:E:130:ILE:CG2	2.84	0.55
4:B:47:SER:HB3	4:B:50:ILE:CG1	2.33	0.55
2:J:288:DT:H1'	2:J:289:DA:H5'	1.88	0.55
5:C:51:LEU:C	5:C:53:ALA:N	2.59	0.55
1:I:23:DT:H3'	1:I:23:DT:OP1	2.06	0.55
5:C:39:TYR:O	6:D:75:SER:OG	2.21	0.55
2:J:203:DA:C6	2:J:204:DA:N6	2.74	0.55
2:J:205:DG:H1'	2:J:206:DG:N7	2.20	0.55
5:G:96:LEU:HG	5:G:97:LEU:HD23	1.88	0.55
5:G:52:ALA:O	5:G:55:LEU:HB2	2.06	0.55
2:J:164:DA:H2''	2:J:165:DG:C8	2.41	0.55
3:A:49:ARG:HB2	3:A:49:ARG:HH11	1.72	0.55
2:J:154:DA:H4'	3:E:49:ARG:NH2	2.21	0.55
2:J:204:DA:C1'	2:J:205:DG:O5'	2.54	0.55
5:G:50:TYR:O	5:G:50:TYR:HD2	1.89	0.55
4:F:82:THR:O	4:F:85:ASP:HB2	2.07	0.55
6:H:106:HIS:O	6:H:109:SER:HB3	2.07	0.55
2:J:229:DA:H2''	2:J:230:DT:O5'	2.04	0.55
1:I:57:DA:H2''	1:I:58:DT:OP2	2.06	0.55
2:J:275:DA:OP1	2:J:275:DA:H3'	2.06	0.55
6:H:51:ILE:HD13	6:H:52:SER:O	2.06	0.55
1:I:109:DC:C5	1:I:110:DA:C6	2.94	0.55
5:C:50:TYR:HD2	6:D:91:ILE:CG2	2.20	0.55
1:I:84:DA:H5''	3:A:40:ARG:HG2	1.88	0.55
2:J:215:DG:H1'	2:J:216:DC:H5'	1.87	0.55
4:B:38:ALA:O	4:B:43:VAL:HG23	2.07	0.55
3:A:42:ARG:HA	3:A:42:ARG:CZ	2.37	0.55
3:A:45:THR:HG22	3:A:49:ARG:NH1	2.22	0.55
1:I:4:DA:H2''	1:I:5:DA:OP2	2.06	0.55
2:J:229:DA:H2'	2:J:230:DT:H71	1.87	0.55
3:A:75:ALA:O	3:A:78:PHE:N	2.37	0.55
3:A:76:GLN:HA	3:A:79:LYS:O	2.06	0.55
5:C:67:GLY:HA3	6:D:46:HIS:HD2	1.69	0.55
6:D:39:TYR:HA	6:D:42:LEU:HB3	1.89	0.55
2:J:230:DT:P	3:E:46:VAL:HB	2.47	0.55
2:J:241:DT:H2''	2:J:242:DG:H5'	1.89	0.55
3:A:60:LEU:C	3:A:61:LEU:HD23	2.27	0.55
2:J:255:DT:H2''	2:J:256:DT:C7	2.36	0.55

Continued on next page...

Continued from previous page...

Atom-1	Atom-2	Interatomic distance (Å)	Clash overlap (Å)
1:I:126:DG:H2''	1:I:127:DT:OP2	2.07	0.55
5:C:107:VAL:CG2	5:C:108:LEU:N	2.70	0.55
4:B:97:LEU:CD1	5:G:101:THR:HG22	2.36	0.55
3:E:108:ASN:ND2	4:F:42:GLY:O	2.40	0.54
2:J:260:DG:H2''	2:J:261:DA:C8	2.41	0.54
6:H:71:ALA:O	6:H:75:SER:N	2.37	0.54
3:A:74:ILE:HG22	3:A:75:ALA:N	2.22	0.54
5:C:50:TYR:CD2	6:D:91:ILE:HG22	2.42	0.54
1:I:41:DA:H2''	1:I:42:DA:OP2	2.05	0.54
6:D:34:TYR:CE2	6:D:63:VAL:HG11	2.42	0.54
5:G:22:GLY:O	5:G:23:LEU:HD23	2.07	0.54
3:E:108:ASN:C	3:E:110:CYS:N	2.60	0.54
4:F:33:ALA:HA	4:F:36:ARG:NH1	2.22	0.54
1:I:69:DG:H2''	1:I:70:DG:C8	2.43	0.54
2:J:275:DA:C2'	2:J:276:DT:OP2	2.50	0.54
4:F:86:VAL:O	4:F:89:ALA:HB3	2.06	0.54
2:J:285:DG:H2''	2:J:286:DG:O5'	2.07	0.54
4:F:31:LYS:HG2	4:F:51:TYR:CE2	2.42	0.54
5:C:76:THR:O	6:D:50:GLY:N	2.39	0.54
3:A:45:THR:O	3:A:48:LEU:N	2.40	0.54
3:E:108:ASN:HD21	4:F:43:VAL:HA	1.71	0.54
5:C:94:ASN:O	5:C:98:GLY:N	2.40	0.54
1:I:20:DT:H2''	1:I:21:DT:OP2	2.08	0.54
4:B:38:ALA:HB1	4:B:43:VAL:HG21	1.89	0.54
1:I:86:DA:N6	2:J:209:DT:H3	2.05	0.54
1:I:41:DA:H1'	1:I:42:DA:H5'	1.90	0.54
3:A:116:ARG:NH1	3:A:118:THR:HB	2.21	0.54
3:E:65:LEU:HB3	3:E:66:PRO:HD3	1.90	0.54
3:E:104:PHE:CD1	4:F:38:ALA:HA	2.43	0.54
3:E:117:VAL:O	4:F:45:ARG:HB3	2.07	0.54
1:I:26:DC:H2''	1:I:27:DA:N7	2.22	0.54
5:C:35:ARG:C	5:C:37:GLY:H	2.10	0.54
1:I:91:DT:H4'	3:A:63:ARG:CD	2.23	0.54
1:I:95:DG:C1'	1:I:96:DA:H5'	2.37	0.54
2:J:253:DT:C2'	2:J:254:DT:H72	2.38	0.54
6:D:101:GLY:O	6:D:102:GLU:C	2.46	0.54
4:F:35:ARG:HG2	4:F:36:ARG:N	2.23	0.54
3:A:76:GLN:C	3:A:78:PHE:N	2.62	0.54
4:F:75:HIS:HA	6:H:89:ARG:HH12	1.73	0.54
5:C:80:PRO:HB3	6:D:58:ILE:CD1	2.38	0.54
5:G:97:LEU:O	5:G:99:ARG:N	2.41	0.54

Continued on next page...

Continued from previous page...

Atom-1	Atom-2	Interatomic distance (Å)	Clash overlap (Å)
4:B:29:ILE:N	4:B:29:ILE:HD12	2.23	0.54
5:C:110:ASN:O	3:E:55:GLN:OE1	2.26	0.54
1:I:71:DC:OP1	3:E:116:ARG:HB3	2.08	0.54
2:J:275:DA:H3'	2:J:275:DA:P	2.48	0.53
5:C:72:ASP:O	5:C:74:LYS:N	2.38	0.53
4:F:76:ALA:O	4:F:77:LYS:HB2	2.08	0.53
1:I:12:DC:H2''	1:I:13:DC:OP2	2.08	0.53
3:E:124:ILE:O	3:E:128:ARG:HG3	2.08	0.53
5:C:23:LEU:H	5:C:23:LEU:HD12	1.71	0.53
4:B:33:ALA:O	4:B:36:ARG:HB2	2.09	0.53
6:D:118:TYR:C	6:D:120:SER:H	2.11	0.53
5:G:30:VAL:O	5:G:34:LEU:HB2	2.08	0.53
6:D:34:TYR:N	6:D:34:TYR:CD1	2.77	0.53
5:G:116:LEU:HB3	5:G:117:PRO:HD2	1.89	0.53
2:J:268:DT:H2''	2:J:269:DG:N7	2.24	0.53
5:C:26:PRO:HD3	6:D:37:TYR:CD1	2.43	0.53
2:J:178:DG:H2'	2:J:179:DT:H72	1.91	0.53
1:I:82:DG:H5''	4:B:45:ARG:HG3	1.90	0.53
1:I:81:DT:H2''	1:I:82:DG:OP2	2.08	0.53
1:I:9:DC:H2''	1:I:10:DC:OP2	2.07	0.53
4:F:28:GLY:O	4:F:30:THR:HG23	2.08	0.53
5:C:35:ARG:C	5:C:37:GLY:N	2.62	0.53
1:I:121:DT:H2''	1:I:122:DG:C5	2.43	0.53
6:H:71:ALA:O	6:H:74:ALA:HB3	2.08	0.53
2:J:232:DA:H2''	2:J:233:DG:C8	2.44	0.53
1:I:23:DT:H1'	1:I:24:DA:O4'	2.08	0.53
5:C:24:GLN:HE22	6:D:44:GLN:NE2	2.06	0.53
5:C:116:LEU:HD23	5:C:117:PRO:HD2	1.90	0.53
5:G:23:LEU:HD12	5:G:27:VAL:HG21	1.91	0.53
3:E:76:GLN:OE1	4:F:22:LEU:HD12	2.09	0.53
5:G:39:TYR:O	5:G:40:ALA:HB2	2.08	0.53
6:H:95:VAL:HG12	6:H:96:ARG:N	2.23	0.53
6:H:99:LEU:O	6:H:104:ALA:HB2	2.09	0.53
6:D:51:ILE:HD13	6:D:56:MET:HE3	1.91	0.53
5:C:17:ARG:CD	6:D:118:TYR:OH	2.56	0.53
3:A:45:THR:HG22	3:A:49:ARG:HH11	1.74	0.53
1:I:81:DT:C4'	4:B:45:ARG:HE	2.05	0.53
1:I:15:DG:H1'	1:I:16:DC:C5'	2.38	0.53
2:J:289:DA:C2'	2:J:290:DT:H72	2.39	0.53
3:A:60:LEU:HD13	3:A:93:GLN:HG2	1.91	0.53
1:I:101:DG:H5''	3:A:83:ARG:HD2	1.90	0.53

Continued on next page...

Continued from previous page...

Atom-1	Atom-2	Interatomic distance (Å)	Clash overlap (Å)
4:B:98:TYR:CZ	5:G:100:VAL:HG21	2.44	0.53
2:J:279:DG:H4'	2:J:280:DC:OP1	2.09	0.52
4:F:65:VAL:O	4:F:66:ILE:C	2.46	0.52
1:I:141:DT:H2''	1:I:142:DA:H8	1.72	0.52
3:A:129:ARG:HE	3:A:130:ILE:CD1	2.21	0.52
3:E:118:THR:HA	4:F:45:ARG:HB3	1.91	0.52
3:A:60:LEU:HD21	3:A:94:GLU:OE1	2.10	0.52
5:C:116:LEU:CD2	5:C:117:PRO:HD2	2.40	0.52
6:H:75:SER:O	6:H:78:ALA:HB3	2.10	0.52
3:A:60:LEU:HD21	3:A:94:GLU:CD	2.30	0.52
3:E:51:ILE:O	3:E:52:ARG:C	2.48	0.52
5:C:79:ILE:O	5:C:81:ARG:N	2.42	0.52
3:A:120:MET:HB3	3:A:122:LYS:HG2	1.91	0.52
1:I:51:DA:OP1	3:E:72:ARG:NH1	2.42	0.52
2:J:207:DC:C4'	3:A:63:ARG:HH21	2.22	0.52
6:H:51:ILE:HD11	6:H:56:MET:CA	2.39	0.52
1:I:45:DA:H2''	1:I:46:DA:OP2	2.09	0.52
3:A:54:TYR:O	3:A:57:SER:N	2.41	0.52
3:E:120:MET:CA	4:F:50:ILE:HD11	2.40	0.52
6:H:36:ILE:HG12	6:H:37:TYR:CD1	2.45	0.52
1:I:28:DA:H2''	1:I:29:DA:OP2	2.09	0.52
1:I:113:DT:P	5:C:35:ARG:HH22	2.33	0.52
2:J:239:DC:OP1	3:E:63:ARG:NE	2.37	0.52
3:A:92:LEU:HD21	4:B:86:VAL:HG21	1.91	0.52
1:I:12:DC:H1'	1:I:13:DC:O5'	2.09	0.52
5:C:50:TYR:CE1	6:D:112:THR:N	2.78	0.52
5:C:39:TYR:CB	6:D:75:SER:HB2	2.23	0.52
6:H:92:GLN:C	6:H:94:ALA:N	2.61	0.52
6:D:115:VAL:O	6:D:116:THR:C	2.48	0.52
1:I:3:DC:H2''	1:I:4:DA:OP2	2.09	0.52
3:E:105:GLU:C	3:E:107:THR:N	2.62	0.52
3:E:119:ILE:CD1	4:F:46:ILE:HG23	2.36	0.52
5:C:50:TYR:HE2	6:D:92:GLN:HA	1.75	0.52
5:C:107:VAL:HG23	5:C:108:LEU:H	1.74	0.52
6:H:81:ASN:HB3	6:H:83:ARG:HE	1.72	0.52
5:C:112:GLN:HB2	5:C:115:LEU:CD1	2.40	0.52
1:I:145:DG:H2''	1:I:146:DA:OP2	2.10	0.52
3:E:97:GLU:O	3:E:98:ALA:C	2.48	0.52
3:E:66:PRO:HB3	4:F:28:GLY:HA3	1.91	0.52
3:A:117:VAL:HB	4:B:44:LYS:CG	2.16	0.51
6:D:36:ILE:HD11	6:D:37:TYR:CZ	2.45	0.51

Continued on next page...

Continued from previous page...

Atom-1	Atom-2	Interatomic distance (Å)	Clash overlap (Å)
1:I:87:DT:H2''	1:I:88:DG:O5'	2.09	0.51
2:J:232:DA:H1'	2:J:233:DG:C8	2.46	0.51
2:J:169:DC:H2''	2:J:170:DT:O5'	2.09	0.51
5:C:102:ILE:HG23	6:D:58:ILE:CD1	2.27	0.51
3:A:108:ASN:HD21	3:A:112:ILE:HD11	1.76	0.51
3:E:119:ILE:HG12	4:F:46:ILE:HA	1.92	0.51
3:E:51:ILE:HG22	3:E:52:ARG:H	1.75	0.51
2:J:255:DT:C2'	2:J:256:DT:H72	2.38	0.51
5:C:77:ARG:HA	6:D:50:GLY:O	2.11	0.51
1:I:84:DA:OP1	3:A:40:ARG:HA	2.11	0.51
2:J:215:DG:H2''	2:J:216:DC:OP2	2.10	0.51
2:J:291:DT:C4'	2:J:292:DG:OP1	2.50	0.51
3:E:41:TYR:O	3:E:42:ARG:O	2.28	0.51
6:H:36:ILE:HG12	6:H:37:TYR:N	2.25	0.51
5:C:31:HIS:CD2	5:C:48:PRO:HG3	2.45	0.51
3:A:119:ILE:O	3:A:119:ILE:CG1	2.49	0.51
3:E:107:THR:O	3:E:110:CYS:HB2	2.10	0.51
3:A:92:LEU:O	3:A:96:SER:N	2.40	0.51
4:B:78:ARG:NH1	4:B:82:THR:HG21	2.25	0.51
2:J:255:DT:H1'	2:J:256:DT:C6	2.46	0.51
1:I:82:DG:C5'	4:B:45:ARG:HG3	2.40	0.51
3:A:76:GLN:HE22	3:A:80:THR:CA	2.06	0.51
3:A:85:GLN:O	3:A:86:SER:C	2.48	0.51
3:E:64:LYS:HE2	3:E:90:MET:HE1	1.92	0.51
5:C:111:ILE:HG22	5:C:112:GLN:O	2.10	0.51
3:A:42:ARG:NH2	3:A:43:PRO:HD3	2.25	0.51
1:I:24:DA:H2''	1:I:25:DC:OP2	2.09	0.51
5:C:108:LEU:HD23	5:C:109:PRO:HD2	1.93	0.51
3:E:51:ILE:CG2	3:E:52:ARG:N	2.66	0.51
5:C:39:TYR:O	6:D:75:SER:CB	2.59	0.51
3:A:86:SER:O	3:A:90:MET:HG2	2.11	0.51
1:I:84:DA:OP1	3:A:40:ARG:CA	2.58	0.51
2:J:283:DG:H2''	2:J:284:DT:H71	1.93	0.51
1:I:91:DT:C4'	3:A:63:ARG:HD3	2.21	0.51
4:F:66:ILE:HD13	4:F:66:ILE:N	2.25	0.51
6:H:73:GLU:OE1	6:H:73:GLU:HA	2.11	0.51
1:I:69:DG:H5'	3:E:43:PRO:HG2	1.92	0.50
6:D:111:GLY:O	6:D:112:THR:C	2.48	0.50
6:H:94:ALA:O	6:H:98:LEU:HD13	2.12	0.50
2:J:196:DC:H2''	2:J:197:DC:C5	2.46	0.50
3:A:129:ARG:HG3	3:A:130:ILE:HD13	1.93	0.50

Continued on next page...

Continued from previous page...

Atom-1	Atom-2	Interatomic distance (Å)	Clash overlap (Å)
3:E:126:LEU:O	3:E:129:ARG:N	2.44	0.50
2:J:229:DA:C5	2:J:230:DT:C4	2.98	0.50
2:J:235:DT:H2''	2:J:236:DT:C7	2.35	0.50
6:H:59:MET:O	6:H:63:VAL:HG23	2.11	0.50
5:C:104:GLN:N	3:E:94:GLU:OE1	2.37	0.50
3:A:85:GLN:O	3:A:88:ALA:N	2.44	0.50
5:G:17:ARG:HG2	6:H:118:TYR:CZ	2.46	0.50
4:F:46:ILE:CG2	4:F:50:ILE:HG21	2.42	0.50
3:E:120:MET:HA	4:F:50:ILE:HD11	1.93	0.50
3:A:126:LEU:O	3:A:129:ARG:N	2.37	0.50
2:J:285:DG:H1'	2:J:286:DG:C5'	2.40	0.50
2:J:274:DA:H1'	2:J:275:DA:C5'	2.41	0.50
5:G:51:LEU:CD2	6:H:67:PHE:HE1	2.25	0.50
3:E:85:GLN:HG3	4:F:82:THR:HA	1.93	0.50
5:G:60:ALA:O	5:G:62:ILE:N	2.45	0.50
1:I:83:DA:C5'	3:A:43:PRO:HA	2.38	0.50
1:I:17:DA:H2''	1:I:18:DC:OP2	2.11	0.50
1:I:5:DA:N6	2:J:290:DT:H3	2.10	0.50
2:J:242:DG:H3'	2:J:242:DG:OP2	2.11	0.50
2:J:155:DT:H2''	2:J:156:DC:O5'	2.11	0.50
4:B:99:GLY:HA2	6:H:58:ILE:HD12	1.93	0.50
3:E:70:LEU:HD13	4:F:26:ILE:CA	2.41	0.50
4:F:39:ARG:NH1	4:F:44:LYS:HA	2.27	0.50
5:G:26:PRO:O	5:G:29:ARG:HG2	2.11	0.50
1:I:23:DT:H3'	1:I:23:DT:P	2.50	0.50
5:G:38:ASN:O	5:G:40:ALA:N	2.43	0.50
2:J:181:DT:H2''	2:J:182:DA:OP2	2.12	0.50
4:F:66:ILE:HG22	4:F:70:VAL:HG23	1.93	0.50
3:A:130:ILE:CG2	3:E:130:ILE:HG21	2.41	0.50
5:C:30:VAL:HG13	5:C:51:LEU:HD23	1.92	0.50
1:I:54:DA:H2''	1:I:55:DT:O5'	2.11	0.50
1:I:127:DT:OP2	1:I:127:DT:H3'	2.10	0.50
2:J:185:DT:O3'	2:J:186:DG:C8	2.65	0.50
4:B:58:LEU:O	4:B:58:LEU:HD12	2.11	0.50
6:D:67:PHE:C	6:D:67:PHE:CD2	2.85	0.50
3:A:103:LEU:HD21	3:A:128:ARG:HD2	1.92	0.49
1:I:7:DA:H2''	1:I:8:DT:OP2	2.12	0.49
4:F:66:ILE:HD13	4:F:66:ILE:H	1.77	0.49
3:E:61:LEU:HD12	4:F:37:LEU:CA	2.39	0.49
2:J:274:DA:C1'	2:J:275:DA:O5'	2.53	0.49
1:I:39:DA:H4'	5:G:42:ARG:HE	1.77	0.49

Continued on next page...

Continued from previous page...

Atom-1	Atom-2	Interatomic distance (Å)	Clash overlap (Å)
2:J:259:DT:H4'	5:G:42:ARG:NH2	2.27	0.49
2:J:261:DA:P	5:G:35:ARG:HH12	2.35	0.49
5:G:117:PRO:O	5:G:118:LYS:C	2.50	0.49
3:A:100:LEU:HD11	4:B:58:LEU:HB2	1.94	0.49
5:G:91:GLU:O	5:G:92:GLU:C	2.50	0.49
3:A:85:GLN:C	3:A:87:SER:N	2.65	0.49
4:F:86:VAL:O	4:F:89:ALA:N	2.45	0.49
1:I:99:DG:H1'	1:I:100:DA:C8	2.47	0.49
5:C:73:ASN:O	5:C:75:LYS:HD3	2.12	0.49
1:I:11:DA:H1'	1:I:12:DC:P	2.52	0.49
3:A:85:GLN:O	3:A:87:SER:N	2.46	0.49
4:B:86:VAL:O	4:B:87:VAL:C	2.50	0.49
5:G:78:ILE:HG23	5:G:82:HIS:HB2	1.93	0.49
5:G:25:PHE:O	5:G:27:VAL:N	2.40	0.49
6:D:104:ALA:O	6:D:107:ALA:N	2.45	0.49
3:E:123:ASP:O	3:E:124:ILE:C	2.51	0.49
2:J:269:DG:H5''	6:H:37:TYR:OH	2.13	0.49
3:A:122:LYS:HG3	3:A:123:ASP:N	2.27	0.49
6:H:87:THR:HG23	6:H:90:GLU:OE1	2.13	0.49
6:D:96:ARG:HH21	6:D:108:VAL:HG11	1.78	0.49
5:G:116:LEU:HB3	5:G:117:PRO:CD	2.43	0.49
2:J:168:DA:C2	2:J:169:DC:C4	3.00	0.49
5:G:80:PRO:HD3	6:H:55:ALA:HB2	1.95	0.49
5:G:81:ARG:HE	5:G:85:LEU:HD11	1.76	0.49
2:J:283:DG:H1'	2:J:284:DT:C6	2.48	0.48
2:J:174:DA:C2	2:J:175:DA:C2	3.01	0.48
5:C:79:ILE:HG12	5:C:82:HIS:CE1	2.47	0.48
2:J:192:DT:O3'	2:J:193:DG:H8	1.96	0.48
1:I:110:DA:H2''	1:I:111:DA:OP2	2.13	0.48
4:B:60:VAL:O	4:B:64:ASN:ND2	2.45	0.48
4:F:38:ALA:O	4:F:43:VAL:HB	2.13	0.48
3:A:64:LYS:HB3	3:A:64:LYS:NZ	2.27	0.48
4:F:26:ILE:O	4:F:26:ILE:HG13	2.13	0.48
3:A:67:PHE:O	3:A:70:LEU:N	2.46	0.48
5:C:47:ALA:HB3	5:C:48:PRO:CD	2.43	0.48
3:A:103:LEU:HD22	3:A:128:ARG:HD2	1.95	0.48
5:C:23:LEU:O	5:C:24:GLN:HG2	2.14	0.48
2:J:236:DT:H2''	2:J:237:DA:C8	2.48	0.48
3:A:85:GLN:HB3	3:A:87:SER:OG	2.12	0.48
1:I:92:DT:O4	2:J:202:DA:N6	2.45	0.48
5:C:78:ILE:HA	5:C:82:HIS:ND1	2.27	0.48

Continued on next page...

Continued from previous page...

Atom-1	Atom-2	Interatomic distance (Å)	Clash overlap (Å)
4:B:62:LEU:O	4:B:65:VAL:N	2.46	0.48
1:I:132:DG:H4'	5:C:77:ARG:HH21	1.77	0.48
5:C:17:ARG:HD2	6:D:118:TYR:OH	2.13	0.48
4:F:100:PHE:CD1	4:F:100:PHE:N	2.81	0.48
4:F:47:SER:HB3	4:F:50:ILE:HG12	1.95	0.48
4:B:84:MET:O	4:B:85:ASP:C	2.52	0.48
5:G:42:ARG:HG2	5:G:42:ARG:HH11	1.79	0.48
6:D:82:LYS:HD2	6:D:82:LYS:H	1.74	0.48
1:I:142:DA:H2''	1:I:143:DT:OP2	2.13	0.48
5:G:81:ARG:HG3	5:G:81:ARG:O	2.14	0.48
3:E:53:ARG:NH1	3:E:54:TYR:OH	2.47	0.48
5:C:23:LEU:CD1	5:C:23:LEU:N	2.67	0.48
4:B:52:GLU:O	4:B:55:ARG:N	2.47	0.48
6:D:115:VAL:O	6:D:118:TYR:N	2.46	0.48
2:J:190:DA:C4	2:J:191:DC:C5	3.02	0.48
1:I:81:DT:H2''	1:I:82:DG:C8	2.49	0.48
3:E:93:GLN:O	3:E:97:GLU:HG3	2.14	0.48
1:I:122:DG:N2	2:J:173:DC:N3	2.58	0.48
1:I:57:DA:C8	1:I:58:DT:H72	2.48	0.48
3:A:61:LEU:CD1	4:B:36:ARG:HB3	2.37	0.48
5:C:71:ARG:HB3	5:C:71:ARG:CZ	2.44	0.48
4:B:96:THR:CG2	4:B:97:LEU:N	2.77	0.48
6:H:32:GLU:O	6:H:33:SER:HB2	2.14	0.48
1:I:127:DT:C2'	1:I:128:DA:OP2	2.58	0.48
5:G:118:LYS:HG3	5:G:118:LYS:O	2.13	0.48
3:A:50:GLU:O	3:A:53:ARG:HB3	2.14	0.48
4:F:33:ALA:CA	4:F:36:ARG:NH1	2.77	0.48
2:J:225:DC:C1'	2:J:226:DC:H5'	2.39	0.48
3:A:65:LEU:O	3:A:66:PRO:C	2.48	0.48
3:A:91:ALA:O	3:A:94:GLU:N	2.46	0.48
2:J:258:DT:O2	2:J:259:DT:C2	2.67	0.48
6:D:107:ALA:O	6:D:108:VAL:C	2.52	0.48
1:I:47:DA:H2''	1:I:48:DA:OP2	2.14	0.48
2:J:162:DG:H2''	2:J:163:DC:C5	2.49	0.48
1:I:61:DG:H3'	4:F:30:THR:HB	1.95	0.47
2:J:231:DT:H4'	2:J:232:DA:OP1	2.14	0.47
5:C:51:LEU:O	5:C:54:VAL:N	2.46	0.47
2:J:169:DC:C2'	2:J:170:DT:O5'	2.62	0.47
3:E:47:ALA:HB1	4:F:39:ARG:NH1	2.29	0.47
3:A:76:GLN:O	3:A:78:PHE:N	2.48	0.47
5:C:51:LEU:O	5:C:52:ALA:C	2.51	0.47

Continued on next page...

Continued from previous page...

Atom-1	Atom-2	Interatomic distance (Å)	Clash overlap (Å)
5:G:94:ASN:O	5:G:98:GLY:N	2.46	0.47
1:I:97:DT:H1'	1:I:98:DG:H5'	1.96	0.47
3:A:116:ARG:CB	3:A:116:ARG:NH1	2.77	0.47
1:I:93:DT:O4	2:J:201:DA:N6	2.47	0.47
1:I:95:DG:H3'	1:I:95:DG:OP2	2.15	0.47
3:E:73:GLU:OE1	4:F:25:ASN:ND2	2.47	0.47
5:G:116:LEU:O	5:G:117:PRO:O	2.32	0.47
6:D:66:VAL:O	6:D:70:ILE:HG13	2.13	0.47
3:E:110:CYS:SG	3:E:126:LEU:CD2	3.03	0.47
1:I:56:DG:H2''	1:I:57:DA:O5'	2.13	0.47
3:A:91:ALA:O	3:A:92:LEU:C	2.52	0.47
3:E:97:GLU:O	3:E:100:LEU:N	2.46	0.47
3:A:65:LEU:C	3:A:67:PHE:N	2.65	0.47
5:G:53:ALA:HB2	6:H:114:ALA:CB	2.43	0.47
1:I:7:DA:N1	2:J:288:DT:O4	2.47	0.47
6:D:62:PHE:O	6:D:63:VAL:C	2.51	0.47
2:J:222:DC:H2''	2:J:223:DA:C8	2.49	0.47
6:H:109:SER:O	6:H:110:GLU:C	2.52	0.47
5:C:110:ASN:CG	5:C:111:ILE:N	2.68	0.47
2:J:292:DG:H5'	3:A:39:HIS:CE1	2.49	0.47
2:J:218:DG:H2''	2:J:219:DA:C8	2.49	0.47
2:J:292:DG:C2	2:J:293:DA:C6	3.02	0.47
5:G:29:ARG:NH2	6:H:32:GLU:OE1	2.46	0.47
4:B:75:HIS:CG	6:D:77:LEU:HD13	2.49	0.47
2:J:240:DA:H2''	2:J:241:DT:OP2	2.14	0.47
2:J:241:DT:C2'	2:J:242:DG:H5'	2.45	0.47
4:B:52:GLU:O	4:B:53:GLU:C	2.53	0.47
6:H:115:VAL:O	6:H:118:TYR:N	2.48	0.47
6:H:92:GLN:O	6:H:94:ALA:N	2.47	0.47
3:E:85:GLN:O	3:E:86:SER:C	2.52	0.47
6:D:67:PHE:HD2	6:D:68:GLU:N	2.11	0.47
6:H:43:LYS:HE2	6:H:43:LYS:HA	1.96	0.47
3:E:126:LEU:O	3:E:127:ALA:C	2.53	0.47
4:F:47:SER:O	4:F:51:TYR:CE1	2.62	0.47
5:G:17:ARG:HG2	6:H:118:TYR:CE1	2.50	0.47
5:C:17:ARG:HA	5:C:20:ARG:HB2	1.97	0.47
6:H:72:GLY:O	6:H:75:SER:N	2.48	0.47
3:A:45:THR:O	3:A:47:ALA:N	2.39	0.47
2:J:286:DG:C2	2:J:287:DA:C2	3.03	0.47
3:E:124:ILE:H	3:E:124:ILE:HG12	1.59	0.47
3:A:61:LEU:O	3:A:62:ILE:HD13	2.15	0.47

Continued on next page...

Continued from previous page...

Atom-1	Atom-2	Interatomic distance (Å)	Clash overlap (Å)
6:D:51:ILE:HD11	6:D:56:MET:HA	1.96	0.47
1:I:69:DG:C5'	3:E:43:PRO:HB2	2.43	0.47
5:C:26:PRO:HB2	5:C:29:ARG:HB2	1.97	0.47
6:H:51:ILE:C	6:H:51:ILE:HD13	2.36	0.47
6:D:103:LEU:O	6:D:106:HIS:HB2	2.14	0.47
5:C:17:ARG:HA	5:C:20:ARG:CB	2.45	0.47
4:B:44:LYS:HB2	5:G:115:LEU:HD22	1.96	0.46
1:I:14:DT:H4'	1:I:15:DG:OP1	2.15	0.46
3:A:72:ARG:HH11	3:A:72:ARG:HG2	1.79	0.46
3:A:130:ILE:CG2	3:E:130:ILE:HG22	2.43	0.46
2:J:279:DG:H2''	2:J:280:DC:C5	2.50	0.46
1:I:124:DT:H2''	1:I:125:DA:O5'	2.14	0.46
2:J:176:DA:C2	2:J:177:DA:N1	2.83	0.46
1:I:129:DT:H1'	1:I:130:DC:C5'	2.42	0.46
5:G:79:ILE:HB	5:G:80:PRO:HD2	1.97	0.46
5:G:103:ALA:O	5:G:104:GLN:CB	2.62	0.46
1:I:80:DC:H2''	1:I:81:DT:OP2	2.16	0.46
2:J:232:DA:H2''	2:J:233:DG:H8	1.80	0.46
2:J:244:DT:C2'	2:J:245:DT:H72	2.45	0.46
4:B:73:THR:OG1	4:B:81:VAL:HG22	2.15	0.46
4:B:44:LYS:HG3	4:B:45:ARG:N	2.29	0.46
2:J:224:DG:H2''	2:J:225:DC:OP2	2.15	0.46
3:E:61:LEU:HB2	4:F:37:LEU:HD21	1.97	0.46
1:I:27:DA:C2	2:J:269:DG:N2	2.83	0.46
1:I:56:DG:N2	2:J:240:DA:C2	2.83	0.46
4:F:84:MET:O	4:F:85:ASP:C	2.54	0.46
6:H:71:ALA:O	6:H:74:ALA:N	2.49	0.46
5:G:113:SER:OG	5:G:114:VAL:N	2.46	0.46
3:E:127:ALA:O	3:E:131:ARG:HB2	2.15	0.46
3:E:67:PHE:CE2	3:E:93:GLN:HG3	2.50	0.46
5:C:23:LEU:HD11	6:D:114:ALA:HB1	1.96	0.46
6:D:77:LEU:O	6:D:78:ALA:C	2.54	0.46
3:A:116:ARG:HH12	3:A:118:THR:CB	2.29	0.46
3:A:58:THR:CA	4:B:40:ARG:NH2	2.79	0.46
1:I:79:DG:H1	2:J:216:DC:H42	1.64	0.46
6:D:77:LEU:HD23	6:D:77:LEU:HA	1.81	0.46
2:J:244:DT:H2'	2:J:245:DT:H72	1.96	0.46
5:C:20:ARG:HG3	6:D:121:ALA:HB3	1.98	0.46
4:B:57:VAL:O	4:B:58:LEU:C	2.52	0.46
3:A:128:ARG:O	3:A:133:GLU:HB2	2.15	0.46
1:I:74:DA:H2''	1:I:75:DC:C5	2.51	0.46

Continued on next page...

Continued from previous page...

Atom-1	Atom-2	Interatomic distance (Å)	Clash overlap (Å)
5:C:43:VAL:HA	6:D:86:ILE:HG22	1.97	0.46
3:E:68:GLN:O	3:E:71:VAL:HB	2.16	0.46
3:A:44:GLY:O	3:A:47:ALA:HB3	2.16	0.46
1:I:136:DG:O6	2:J:159:DC:N4	2.46	0.46
3:E:73:GLU:O	3:E:76:GLN:HB3	2.15	0.46
3:E:114:ALA:O	3:E:116:ARG:HG3	2.16	0.46
3:A:103:LEU:O	3:A:107:THR:N	2.49	0.46
3:A:122:LYS:HA	3:A:125:GLN:OE1	2.16	0.46
1:I:82:DG:N2	2:J:214:DA:C2	2.84	0.46
3:E:65:LEU:HA	3:E:65:LEU:HD12	1.82	0.46
4:F:33:ALA:O	4:F:34:ILE:C	2.52	0.46
1:I:70:DG:H1	2:J:225:DC:H42	1.63	0.46
2:J:204:DA:H1'	2:J:205:DG:C5'	2.46	0.46
6:H:58:ILE:O	6:H:58:ILE:HG22	2.16	0.46
5:C:72:ASP:C	5:C:74:LYS:N	2.69	0.46
2:J:148:DA:H2''	2:J:149:DT:C7	2.46	0.46
1:I:15:DG:H2''	1:I:16:DC:O5'	2.15	0.45
2:J:245:DT:C4	2:J:246:DT:O4	2.70	0.45
1:I:34:DT:H2''	1:I:35:DC:OP2	2.15	0.45
1:I:143:DT:H2'	1:I:144:DT:H72	1.98	0.45
4:F:31:LYS:HE3	4:F:35:ARG:HH12	1.80	0.45
6:D:43:LYS:NZ	6:D:49:THR:O	2.34	0.45
5:G:38:ASN:C	5:G:40:ALA:N	2.69	0.45
1:I:112:DA:H4'	5:C:42:ARG:NH2	2.30	0.45
2:J:244:DT:H2''	2:J:245:DT:C6	2.51	0.45
1:I:59:DA:C5	1:I:60:DA:C6	3.05	0.45
2:J:260:DG:H2''	2:J:261:DA:H8	1.80	0.45
1:I:17:DA:H2''	1:I:18:DC:C6	2.50	0.45
1:I:94:DT:H2''	1:I:95:DG:H5'	1.99	0.45
1:I:42:DA:C6	1:I:43:DA:C6	3.05	0.45
2:J:148:DA:H2''	2:J:149:DT:OP2	2.17	0.45
5:G:74:LYS:HA	5:G:74:LYS:HD2	1.56	0.45
3:A:110:CYS:SG	3:A:127:ALA:HB2	2.56	0.45
3:A:56:LYS:HG3	3:A:56:LYS:O	2.15	0.45
2:J:288:DT:C1'	2:J:289:DA:O5'	2.64	0.45
1:I:116:DA:H2''	1:I:117:DC:O5'	2.17	0.45
6:D:34:TYR:H	6:D:34:TYR:HD1	1.63	0.45
3:E:68:GLN:CD	3:E:72:ARG:HH21	2.19	0.45
4:B:61:PHE:HE1	4:B:95:ARG:HD3	1.81	0.45
1:I:5:DA:C4'	3:A:39:HIS:CB	2.82	0.45
2:J:288:DT:H2''	2:J:289:DA:O5'	2.15	0.45

Continued on next page...

Continued from previous page...

Atom-1	Atom-2	Interatomic distance (Å)	Clash overlap (Å)
5:C:47:ALA:HB1	6:D:91:ILE:CD1	2.47	0.45
1:I:138:DG:H2''	1:I:139:DG:O4'	2.17	0.45
4:B:69:ALA:O	4:B:71:THR:N	2.49	0.45
5:C:49:VAL:HG11	6:D:115:VAL:HA	1.98	0.45
1:I:32:DT:H2''	1:I:33:DG:C8	2.52	0.45
3:A:99:TYR:CD2	4:B:61:PHE:CD1	3.05	0.45
3:A:57:SER:C	4:B:40:ARG:HH21	2.20	0.45
3:A:55:GLN:OE1	5:G:109:PRO:HA	2.16	0.45
2:J:231:DT:H5''	3:E:40:ARG:HA	1.98	0.45
1:I:113:DT:C6	1:I:114:DA:N7	2.85	0.45
5:G:63:LEU:HA	5:G:66:ALA:HB3	1.97	0.45
5:C:92:GLU:O	5:C:95:LYS:N	2.49	0.45
6:D:73:GLU:OE2	6:D:76:ARG:NH1	2.49	0.45
2:J:219:DA:C4	2:J:220:DG:N7	2.84	0.45
4:F:31:LYS:CA	4:F:34:ILE:HD12	2.46	0.45
4:F:35:ARG:CG	4:F:36:ARG:N	2.78	0.45
2:J:262:DC:C4	2:J:263:DA:N6	2.84	0.45
1:I:10:DC:H2''	1:I:11:DA:O5'	2.16	0.45
1:I:11:DA:C1'	1:I:12:DC:P	3.04	0.45
6:H:76:ARG:O	6:H:77:LEU:C	2.55	0.45
1:I:52:DT:H1'	1:I:53:DC:H5'	1.98	0.45
1:I:136:DG:O6	2:J:159:DC:N3	2.50	0.45
5:C:50:TYR:CE2	6:D:92:GLN:HB2	2.51	0.45
5:C:51:LEU:C	5:C:53:ALA:H	2.19	0.45
5:C:42:ARG:CB	6:D:85:THR:HG23	2.47	0.45
1:I:123:DG:OP1	5:C:29:ARG:NH2	2.38	0.45
4:B:96:THR:CG2	4:B:97:LEU:H	2.29	0.45
5:C:92:GLU:O	5:C:94:ASN:N	2.50	0.45
3:A:64:LYS:CB	3:A:64:LYS:NZ	2.80	0.45
3:A:120:MET:SD	3:A:122:LYS:HE2	2.57	0.45
4:F:50:ILE:O	4:F:52:GLU:N	2.49	0.45
1:I:67:DT:H2''	1:I:68:DT:H73	1.96	0.45
2:J:173:DC:P	2:J:173:DC:C6	3.10	0.45
3:A:60:LEU:HD13	3:A:93:GLN:CG	2.46	0.45
5:G:87:VAL:CG1	5:G:97:LEU:HD12	2.42	0.45
2:J:158:DA:H1'	2:J:159:DC:C5'	2.43	0.45
3:E:60:LEU:CD1	3:E:60:LEU:N	2.79	0.44
3:E:45:THR:O	3:E:45:THR:CG2	2.65	0.44
5:G:60:ALA:O	5:G:61:GLU:C	2.56	0.44
5:G:76:THR:O	6:H:49:THR:HG23	2.17	0.44
5:C:120:THR:O	5:C:120:THR:HG23	2.17	0.44

Continued on next page...

Continued from previous page...

Atom-1	Atom-2	Interatomic distance (Å)	Clash overlap (Å)
1:I:82:DG:N1	1:I:83:DA:C2	2.86	0.44
3:E:104:PHE:O	3:E:105:GLU:C	2.55	0.44
4:F:39:ARG:HH12	4:F:44:LYS:HA	1.81	0.44
6:D:109:SER:C	6:D:111:GLY:N	2.70	0.44
2:J:241:DT:C4	2:J:242:DG:N7	2.85	0.44
1:I:41:DA:H1'	1:I:42:DA:C5'	2.47	0.44
2:J:253:DT:H2''	2:J:254:DT:C7	2.46	0.44
5:G:25:PHE:CD1	5:G:56:GLU:HA	2.51	0.44
6:H:42:LEU:HD21	6:H:50:GLY:O	2.17	0.44
3:E:42:ARG:HG2	3:E:43:PRO:HD2	2.00	0.44
4:F:31:LYS:CE	4:F:35:ARG:HH12	2.30	0.44
2:J:229:DA:H5''	4:F:45:ARG:HD2	1.99	0.44
1:I:97:DT:H2''	1:I:98:DG:OP2	2.16	0.44
1:I:10:DC:C2'	1:I:11:DA:O5'	2.65	0.44
1:I:5:DA:H2''	1:I:6:DT:OP2	2.16	0.44
2:J:183:DT:C2'	2:J:184:DT:OP2	2.61	0.44
6:D:87:THR:C	6:D:89:ARG:N	2.69	0.44
3:A:103:LEU:HD11	3:A:128:ARG:HG3	1.99	0.44
5:G:113:SER:O	5:G:115:LEU:N	2.50	0.44
1:I:83:DA:H5''	3:A:43:PRO:CA	2.41	0.44
2:J:217:DT:H2''	2:J:218:DG:C8	2.53	0.44
2:J:288:DT:C2'	2:J:289:DA:O5'	2.65	0.44
4:F:26:ILE:O	4:F:55:ARG:CD	2.59	0.44
3:A:72:ARG:O	3:A:73:GLU:C	2.56	0.44
1:I:118:DT:C4	1:I:119:DT:C4	3.06	0.44
6:D:76:ARG:HE	6:D:76:ARG:HB2	1.63	0.44
6:H:34:TYR:O	6:H:38:VAL:HG23	2.17	0.44
1:I:12:DC:C1'	1:I:13:DC:H5'	2.30	0.44
5:C:51:LEU:HD13	6:D:91:ILE:CD1	2.48	0.44
5:G:39:TYR:O	5:G:40:ALA:CB	2.65	0.44
6:H:89:ARG:O	6:H:90:GLU:C	2.56	0.44
4:F:60:VAL:O	4:F:64:ASN:OD1	2.36	0.44
2:J:238:DT:H2''	2:J:239:DC:H6	1.82	0.44
5:C:17:ARG:HD3	6:D:118:TYR:OH	2.17	0.44
5:C:20:ARG:HG3	6:D:121:ALA:CB	2.47	0.44
6:D:74:ALA:O	6:D:75:SER:C	2.56	0.44
3:A:88:ALA:HB2	4:B:82:THR:O	2.17	0.44
4:B:33:ALA:O	4:B:36:ARG:N	2.41	0.44
1:I:93:DT:H1'	1:I:94:DT:C6	2.53	0.44
2:J:276:DT:H1'	2:J:277:DG:H5'	2.00	0.44
2:J:184:DT:H2''	2:J:185:DT:C6	2.53	0.44

Continued on next page...

Continued from previous page...

Atom-1	Atom-2	Interatomic distance (Å)	Clash overlap (Å)
4:F:84:MET:HE1	4:F:102:GLY:HA2	1.98	0.44
5:G:92:GLU:HB3	6:H:103:LEU:HB2	1.99	0.44
5:C:26:PRO:HD3	6:D:37:TYR:CZ	2.53	0.44
2:J:176:DA:OP1	5:C:32:ARG:NH1	2.51	0.44
6:D:38:VAL:HG11	6:D:59:MET:HG2	2.00	0.44
1:I:104:DG:H1'	1:I:105:DT:H5'	1.99	0.44
6:H:102:GLU:C	6:H:104:ALA:H	2.20	0.44
1:I:32:DT:C2	1:I:33:DG:C5	3.06	0.44
2:J:231:DT:C5'	3:E:40:ARG:HG2	2.46	0.43
4:F:33:ALA:C	4:F:35:ARG:N	2.69	0.43
4:B:36:ARG:HH11	4:B:36:ARG:HG3	1.82	0.43
2:J:192:DT:H1'	2:J:193:DG:N7	2.33	0.43
5:G:25:PHE:HE1	6:H:41:VAL:HG21	1.83	0.43
5:G:88:ARG:HD3	5:G:88:ARG:HA	1.90	0.43
1:I:63:DT:N3	1:I:64:DA:N6	2.66	0.43
5:G:119:LYS:CA	5:G:119:LYS:HE3	2.31	0.43
5:G:116:LEU:HA	5:G:116:LEU:HD23	1.87	0.43
3:A:90:MET:O	3:A:94:GLU:HG2	2.19	0.43
5:C:76:THR:O	5:C:76:THR:OG1	2.35	0.43
3:A:42:ARG:HG2	3:A:42:ARG:NH1	2.31	0.43
6:D:79:HIS:HE1	5:G:36:LYS:O	2.01	0.43
1:I:72:DT:H2''	1:I:73:DG:C8	2.53	0.43
5:G:60:ALA:C	5:G:62:ILE:N	2.72	0.43
4:B:38:ALA:O	4:B:43:VAL:CG2	2.66	0.43
4:B:98:TYR:CE2	6:H:62:PHE:HA	2.53	0.43
6:D:87:THR:C	6:D:89:ARG:H	2.22	0.43
3:E:115:LYS:HE3	3:E:115:LYS:N	2.33	0.43
2:J:217:DT:H1'	2:J:218:DG:C8	2.52	0.43
2:J:264:DC:N1	2:J:265:DT:H72	2.34	0.43
3:E:60:LEU:CG	3:E:97:GLU:OE2	2.66	0.43
5:C:23:LEU:H	5:C:23:LEU:CD1	2.31	0.43
5:C:63:LEU:HD12	6:D:42:LEU:HA	2.00	0.43
3:E:72:ARG:O	3:E:76:GLN:HB2	2.18	0.43
3:A:121:PRO:N	4:B:50:ILE:HD11	2.33	0.43
5:C:51:LEU:HB2	6:D:91:ILE:HD13	2.00	0.43
2:J:274:DA:C2'	2:J:275:DA:O5'	2.66	0.43
1:I:79:DG:H1	2:J:216:DC:N4	2.17	0.43
2:J:230:DT:OP1	3:E:46:VAL:HB	2.18	0.43
5:C:37:GLY:HA3	5:C:39:TYR:CE1	2.54	0.43
6:D:109:SER:O	6:D:111:GLY:N	2.52	0.43
6:D:78:ALA:O	6:D:79:HIS:C	2.57	0.43

Continued on next page...

Continued from previous page...

Atom-1	Atom-2	Interatomic distance (Å)	Clash overlap (Å)
4:B:87:VAL:O	4:B:89:ALA:N	2.52	0.43
1:I:126:DG:C1'	1:I:127:DT:O5'	2.57	0.43
6:D:67:PHE:CD2	6:D:68:GLU:N	2.87	0.43
5:C:55:LEU:HD21	6:D:66:VAL:HG12	2.01	0.43
3:A:109:LEU:O	3:A:113:HIS:N	2.42	0.43
3:E:104:PHE:O	3:E:107:THR:N	2.44	0.43
2:J:176:DA:C2	2:J:177:DA:C2	3.06	0.43
6:D:51:ILE:CD1	6:D:56:MET:HE2	2.49	0.43
5:C:34:LEU:HB3	5:C:43:VAL:HG21	2.00	0.43
6:D:46:HIS:HB3	6:D:49:THR:OG1	2.19	0.43
5:G:17:ARG:HA	6:H:118:TYR:HE1	1.84	0.43
5:C:107:VAL:HG11	3:E:101:VAL:HG11	1.99	0.43
5:G:96:LEU:HD12	6:H:69:ARG:HH12	1.82	0.43
1:I:137:DT:C2'	1:I:138:DG:OP2	2.62	0.43
6:H:81:ASN:O	6:H:82:LYS:CB	2.66	0.43
6:H:121:ALA:O	6:H:122:LYS:OXT	2.37	0.43
3:E:61:LEU:HB2	4:F:37:LEU:CD2	2.49	0.42
1:I:86:DA:H1'	1:I:87:DT:OP1	2.18	0.42
1:I:41:DA:H1'	1:I:42:DA:O4'	2.18	0.42
6:H:99:LEU:HA	6:H:100:PRO:HD3	1.74	0.42
6:H:102:GLU:C	6:H:104:ALA:N	2.70	0.42
4:F:30:THR:HB	4:F:32:PRO:HD2	2.01	0.42
5:G:36:LYS:C	5:G:38:ASN:H	2.21	0.42
3:A:92:LEU:HD23	4:B:86:VAL:CG1	2.48	0.42
1:I:43:DA:H2''	1:I:44:DA:C8	2.54	0.42
4:B:53:GLU:OE1	4:B:53:GLU:HA	2.18	0.42
2:J:157:DC:H2''	2:J:158:DA:O5'	2.19	0.42
3:A:123:ASP:O	3:A:126:LEU:N	2.52	0.42
2:J:246:DT:H1'	2:J:247:DT:C6	2.54	0.42
1:I:92:DT:H2''	1:I:93:DT:O5'	2.19	0.42
2:J:274:DA:H2''	2:J:275:DA:OP2	2.18	0.42
1:I:38:DA:H1'	1:I:39:DA:C8	2.55	0.42
1:I:41:DA:P	1:I:41:DA:H3'	2.59	0.42
1:I:32:DT:C4	1:I:33:DG:O6	2.72	0.42
5:C:88:ARG:HA	5:C:88:ARG:HD3	1.52	0.42
1:I:83:DA:C8	1:I:84:DA:N7	2.88	0.42
2:J:289:DA:H2'	2:J:290:DT:H72	2.01	0.42
5:G:67:GLY:C	5:G:69:ALA:N	2.72	0.42
6:D:122:LYS:HG2	6:D:122:LYS:OXT	2.19	0.42
3:A:108:ASN:HD22	3:A:108:ASN:C	2.22	0.42
4:B:93:GLN:HE21	4:B:93:GLN:HB3	1.46	0.42

Continued on next page...

Continued from previous page...

Atom-1	Atom-2	Interatomic distance (Å)	Clash overlap (Å)
4:B:44:LYS:HD3	5:G:115:LEU:CD2	2.28	0.42
1:I:10:DC:H1'	1:I:11:DA:C5'	2.49	0.42
1:I:83:DA:O3'	3:A:41:TYR:HB2	2.20	0.42
2:J:290:DT:H2''	2:J:291:DT:OP2	2.19	0.42
2:J:230:DT:OP2	3:E:46:VAL:HB	2.19	0.42
1:I:61:DG:H5''	4:F:30:THR:HG21	2.01	0.42
3:A:61:LEU:HB3	4:B:36:ARG:HB3	2.01	0.42
2:J:254:DT:H2''	2:J:255:DT:OP2	2.20	0.42
5:G:79:ILE:HG22	6:H:52:SER:HB2	2.02	0.42
3:A:116:ARG:NH1	3:A:118:THR:H	2.17	0.42
3:A:46:VAL:HG22	3:A:49:ARG:NH1	2.31	0.42
1:I:40:DA:H1'	1:I:41:DA:O5'	2.18	0.42
5:G:23:LEU:HB2	5:G:27:VAL:HG21	2.02	0.42
4:F:65:VAL:O	4:F:68:ASP:N	2.50	0.42
6:H:57:SER:C	6:H:59:MET:N	2.73	0.42
1:I:74:DA:H2''	1:I:75:DC:C6	2.55	0.42
3:E:128:ARG:NH2	3:E:133:GLU:OE1	2.50	0.42
3:E:50:GLU:O	3:E:51:ILE:C	2.58	0.42
4:F:30:THR:CB	4:F:32:PRO:HD2	2.50	0.42
4:F:33:ALA:HB2	4:F:36:ARG:HH12	1.84	0.42
6:D:43:LYS:O	6:D:44:GLN:C	2.58	0.42
6:D:38:VAL:O	6:D:42:LEU:N	2.47	0.42
1:I:128:DA:H2''	1:I:129:DT:OP2	2.19	0.42
4:B:52:GLU:OE1	4:B:52:GLU:HA	2.20	0.42
3:E:76:GLN:C	3:E:78:PHE:H	2.23	0.42
2:J:163:DC:H2''	2:J:164:DA:C8	2.54	0.42
3:A:45:THR:C	3:A:47:ALA:N	2.71	0.42
5:C:26:PRO:HD3	6:D:37:TYR:CE1	2.55	0.42
6:D:78:ALA:O	6:D:81:ASN:N	2.39	0.42
2:J:238:DT:H2''	2:J:239:DC:C6	2.54	0.42
4:B:33:ALA:HB1	4:B:36:ARG:HH22	1.84	0.42
5:G:50:TYR:HH	6:H:92:GLN:HG3	1.80	0.42
6:H:58:ILE:CG2	6:H:58:ILE:O	2.68	0.42
5:C:92:GLU:O	5:C:93:LEU:C	2.58	0.42
1:I:32:DT:N3	1:I:33:DG:C6	2.88	0.42
5:G:110:ASN:O	5:G:111:ILE:HD13	2.19	0.42
3:E:49:ARG:HG2	3:E:50:GLU:N	2.33	0.42
1:I:67:DT:H2''	1:I:68:DT:C5	2.54	0.42
2:J:229:DA:C5'	4:F:45:ARG:HD2	2.49	0.42
6:D:112:THR:O	6:D:113:LYS:C	2.58	0.42
5:G:52:ALA:O	5:G:56:GLU:N	2.45	0.42

Continued on next page...

Continued from previous page...

Atom-1	Atom-2	Interatomic distance (Å)	Clash overlap (Å)
5:G:101:THR:HG22	5:G:101:THR:O	2.20	0.42
6:D:65:ASP:HB3	4:F:98:TYR:OH	2.20	0.42
6:H:63:VAL:O	6:H:64:ASN:C	2.57	0.42
1:I:12:DC:C5	1:I:13:DC:C5	3.07	0.42
2:J:293:DA:H2''	2:J:294:DT:OP2	2.20	0.42
2:J:266:DT:H2''	2:J:267:DT:H71	2.02	0.42
2:J:177:DA:C4	2:J:178:DG:N7	2.88	0.42
5:G:42:ARG:C	6:H:85:THR:HG23	2.39	0.42
2:J:182:DA:H2''	2:J:183:DT:O5'	2.20	0.42
6:D:121:ALA:O	6:D:122:LYS:HB3	2.20	0.42
6:H:39:TYR:O	6:H:43:LYS:N	2.35	0.42
3:A:116:ARG:HH12	3:A:118:THR:H	1.66	0.41
3:A:70:LEU:HB2	4:B:25:ASN:O	2.20	0.41
6:D:74:ALA:C	6:D:86:ILE:HD11	2.39	0.41
1:I:123:DG:H2''	1:I:124:DT:OP2	2.20	0.41
2:J:171:DA:C2'	2:J:172:DC:O5'	2.65	0.41
2:J:174:DA:H2''	2:J:175:DA:C8	2.55	0.41
6:H:85:THR:HG22	6:H:86:ILE:O	2.19	0.41
1:I:39:DA:H2''	1:I:40:DA:OP2	2.19	0.41
5:G:21:ALA:HB2	6:H:118:TYR:HD1	1.85	0.41
5:G:96:LEU:HG	5:G:97:LEU:CD2	2.48	0.41
5:C:41:GLU:HA	5:C:41:GLU:OE1	2.20	0.41
3:A:106:ASP:O	3:A:110:CYS:SG	2.59	0.41
3:A:110:CYS:O	3:A:113:HIS:HB3	2.20	0.41
1:I:7:DA:H3'	3:A:49:ARG:HH21	1.82	0.41
3:A:55:GLN:HG2	5:G:107:VAL:HB	2.01	0.41
4:B:45:ARG:HB3	4:B:46:ILE:H	1.63	0.41
1:I:7:DA:N1	2:J:288:DT:C4	2.88	0.41
2:J:268:DT:H2''	2:J:269:DG:C5	2.55	0.41
2:J:238:DT:C6	2:J:239:DC:C5	3.08	0.41
5:G:51:LEU:HD12	5:G:51:LEU:O	2.20	0.41
3:A:108:ASN:O	3:A:111:ALA:N	2.52	0.41
1:I:18:DC:H2''	1:I:19:DA:C8	2.55	0.41
3:E:99:TYR:HE1	3:E:131:ARG:NH1	2.18	0.41
5:G:26:PRO:HB2	5:G:29:ARG:CG	2.50	0.41
3:A:79:LYS:HB3	3:A:82:LEU:HD21	2.03	0.41
2:J:203:DA:C4'	2:J:204:DA:OP1	2.69	0.41
5:G:66:ALA:O	5:G:69:ALA:HB3	2.20	0.41
3:E:64:LYS:HE2	3:E:90:MET:CE	2.50	0.41
4:F:65:VAL:HG11	4:F:90:LEU:HD21	2.01	0.41
6:D:118:TYR:C	6:D:120:SER:N	2.74	0.41

Continued on next page...

Continued from previous page...

Atom-1	Atom-2	Interatomic distance (Å)	Clash overlap (Å)
3:A:104:PHE:O	3:A:105:GLU:C	2.58	0.41
3:A:126:LEU:O	3:A:127:ALA:C	2.58	0.41
3:A:45:THR:HG22	3:A:46:VAL:N	2.36	0.41
4:F:36:ARG:HG3	4:F:36:ARG:NH1	2.34	0.41
4:F:54:THR:O	4:F:55:ARG:C	2.59	0.41
2:J:231:DT:OP1	3:E:40:ARG:HB3	2.20	0.41
6:D:36:ILE:CG1	6:D:37:TYR:N	2.83	0.41
1:I:127:DT:H6	1:I:127:DT:H2'	1.63	0.41
5:G:24:GLN:HB2	5:G:56:GLU:OE1	2.20	0.41
1:I:71:DC:H2''	1:I:72:DT:O5'	2.21	0.41
5:C:17:ARG:O	5:C:20:ARG:HB3	2.21	0.41
6:H:49:THR:HG22	6:H:50:GLY:N	2.36	0.41
3:A:130:ILE:HA	3:A:130:ILE:HD12	1.84	0.41
3:A:54:TYR:C	3:A:56:LYS:N	2.74	0.41
1:I:78:DA:C2	1:I:79:DG:C2	3.09	0.41
1:I:29:DA:H5'	6:H:30:ARG:NH2	2.36	0.41
3:A:65:LEU:HB3	3:A:66:PRO:CD	2.51	0.41
5:G:67:GLY:C	5:G:69:ALA:H	2.23	0.41
1:I:137:DT:C2	1:I:138:DG:C8	3.09	0.41
4:F:31:LYS:N	4:F:32:PRO:CD	2.84	0.41
1:I:123:DG:H4'	6:D:30:ARG:CB	2.46	0.41
3:A:84:PHE:O	3:A:85:GLN:C	2.58	0.41
3:A:92:LEU:O	3:A:93:GLN:C	2.59	0.41
6:D:34:TYR:CD2	6:D:63:VAL:HG11	2.56	0.41
3:E:87:SER:C	3:E:89:VAL:N	2.74	0.41
5:C:21:ALA:HB2	6:D:118:TYR:HD1	1.85	0.41
5:C:85:LEU:O	5:C:89:ASN:HB2	2.21	0.41
2:J:232:DA:C4'	2:J:233:DG:OP1	2.46	0.41
5:G:78:ILE:HG23	5:G:82:HIS:CB	2.51	0.41
5:C:78:ILE:N	5:C:78:ILE:HD12	2.35	0.41
1:I:101:DG:C4'	3:A:83:ARG:HH11	2.32	0.41
5:G:81:ARG:HG3	5:G:85:LEU:CD1	2.50	0.41
2:J:292:DG:OP2	3:A:42:ARG:HG3	2.21	0.41
1:I:10:DC:C1'	1:I:11:DA:O5'	2.67	0.41
1:I:77:DC:H42	2:J:218:DG:H1	1.67	0.41
1:I:83:DA:N6	2:J:211:DT:O4	2.54	0.41
2:J:287:DA:H2''	2:J:288:DT:OP2	2.20	0.41
2:J:233:DG:H2''	2:J:234:DC:OP2	2.20	0.41
2:J:175:DA:N1	2:J:176:DA:C2	2.89	0.41
6:H:51:ILE:HG23	6:H:51:ILE:O	2.20	0.41
4:F:25:ASN:HD22	4:F:25:ASN:N	2.18	0.41

Continued on next page...

Continued from previous page...

Atom-1	Atom-2	Interatomic distance (Å)	Clash overlap (Å)
5:G:25:PHE:CE1	6:H:41:VAL:HG21	2.55	0.41
4:F:52:GLU:O	4:F:54:THR:N	2.54	0.41
1:I:29:DA:H5'	6:H:30:ARG:HH21	1.86	0.41
4:B:62:LEU:HA	4:B:62:LEU:HD23	1.88	0.41
5:C:62:ILE:HD13	5:C:87:VAL:HG22	2.03	0.41
2:J:166:DA:H5''	5:C:77:ARG:HD3	2.03	0.41
2:J:194:DC:C2	2:J:195:DT:C4	3.09	0.41
5:G:27:VAL:HG22	5:G:52:ALA:CB	2.50	0.41
4:F:90:LEU:HB3	4:F:95:ARG:O	2.20	0.41
1:I:16:DC:H1'	1:I:17:DA:C8	2.56	0.41
3:E:47:ALA:O	3:E:48:LEU:C	2.58	0.41
2:J:228:DA:OP1	4:F:47:SER:HA	2.21	0.41
4:F:52:GLU:O	4:F:53:GLU:C	2.59	0.41
1:I:68:DT:C4	1:I:69:DG:C6	3.09	0.41
2:J:242:DG:H1'	2:J:243:DA:H5'	2.03	0.41
3:A:92:LEU:CD2	4:B:86:VAL:CG1	2.99	0.41
2:J:260:DG:OP1	5:G:43:VAL:N	2.45	0.41
3:E:79:LYS:HB3	3:E:82:LEU:HD11	2.02	0.41
5:C:25:PHE:HA	6:D:37:TYR:CD2	2.56	0.40
2:J:219:DA:P	3:A:120:MET:HE2	2.62	0.40
1:I:124:DT:H1'	1:I:125:DA:H5'	2.02	0.40
2:J:199:DT:C1'	2:J:200:DC:H5''	2.51	0.40
4:B:90:LEU:HB3	4:B:95:ARG:O	2.22	0.40
3:E:122:LYS:NZ	3:E:122:LYS:HB2	2.35	0.40
2:J:211:DT:H2''	2:J:212:DT:OP2	2.20	0.40
2:J:220:DG:C2	2:J:221:DT:C2	3.09	0.40
3:A:66:PRO:HB3	4:B:28:GLY:HA3	2.02	0.40
5:C:30:VAL:HG11	5:C:51:LEU:HB3	2.03	0.40
4:B:75:HIS:NE2	6:D:77:LEU:HD13	2.34	0.40
2:J:246:DT:C2'	2:J:247:DT:H71	2.44	0.40
2:J:242:DG:H1'	2:J:243:DA:C5'	2.51	0.40
1:I:40:DA:N6	1:I:41:DA:N6	2.68	0.40
6:H:35:ALA:O	6:H:38:VAL:HB	2.20	0.40
2:J:251:DT:H2'	2:J:251:DT:H6	1.75	0.40
3:E:70:LEU:HG	3:E:70:LEU:O	2.20	0.40
2:J:248:DT:H5''	3:E:83:ARG:HD2	2.03	0.40
5:G:51:LEU:HD12	5:G:51:LEU:C	2.42	0.40
1:I:140:DA:H2'	1:I:141:DT:H72	2.03	0.40
4:B:98:TYR:OH	6:H:65:ASP:OD2	2.38	0.40
3:E:57:SER:HB2	3:E:59:GLU:OE2	2.22	0.40
3:A:117:VAL:HG12	5:G:115:LEU:CD2	2.52	0.40

Continued on next page...

Continued from previous page...

Atom-1	Atom-2	Interatomic distance (Å)	Clash overlap (Å)
2:J:257:DT:C6	2:J:258:DT:H71	2.57	0.40
2:J:156:DC:C2	2:J:157:DC:N4	2.89	0.40
6:D:104:ALA:O	6:D:106:HIS:N	2.54	0.40
4:B:100:PHE:N	4:B:100:PHE:CD1	2.89	0.40

There are no symmetry-related clashes.

5.3 Torsion angles

5.3.1 Protein backbone

In the following table, the Percentiles column shows the percent Ramachandran outliers of the chain as a percentile score with respect to all X-ray entries followed by that with respect to entries of similar resolution.

The Analysed column shows the number of residues for which the backbone conformation was analysed, and the total number of residues.

Mol	Chain	Analysed	Favoured	Allowed	Outliers	Percentiles	
3	A	96/135 (71%)	55 (57%)	25 (26%)	16 (17%)	0	1
3	E	96/135 (71%)	61 (64%)	21 (22%)	14 (15%)	0	1
4	B	77/102 (76%)	45 (58%)	25 (32%)	7 (9%)	1	5
4	F	82/102 (80%)	57 (70%)	19 (23%)	6 (7%)	1	9
5	C	105/129 (81%)	73 (70%)	20 (19%)	12 (11%)	0	3
5	G	104/129 (81%)	64 (62%)	21 (20%)	19 (18%)	0	0
6	D	91/125 (73%)	59 (65%)	23 (25%)	9 (10%)	1	4
6	H	91/125 (73%)	56 (62%)	26 (29%)	9 (10%)	1	4
All	All	742/982 (76%)	470 (63%)	180 (24%)	92 (12%)	0	2

All (92) Ramachandran outliers are listed below:

Mol	Chain	Res	Type
3	A	45	THR
3	A	65	LEU
3	A	117	VAL
3	A	124	ILE
3	A	126	LEU
4	B	46	ILE

Continued on next page...

Continued from previous page...

Mol	Chain	Res	Type
5	C	80	PRO
5	C	92	GLU
6	D	101	GLY
6	D	102	GLU
3	E	51	ILE
3	E	62	ILE
3	E	88	ALA
3	E	97	GLU
3	E	98	ALA
3	E	115	LYS
3	E	134	ARG
4	F	38	ALA
4	F	47	SER
5	G	40	ALA
5	G	64	GLU
5	G	98	GLY
5	G	112	GLN
5	G	113	SER
5	G	114	VAL
5	G	117	PRO
5	G	118	LYS
3	A	46	VAL
3	A	64	LYS
4	B	44	LYS
4	B	62	LEU
5	C	36	LYS
5	C	44	GLY
5	C	52	ALA
5	C	73	ASN
5	C	74	LYS
5	C	93	LEU
6	D	82	LYS
3	E	52	ARG
3	E	106	ASP
3	E	109	LEU
3	E	124	ILE
4	F	51	TYR
5	G	91	GLU
5	G	92	GLU
5	G	109	PRO
6	H	101	GLY
6	H	109	SER

Continued on next page...

Continued from previous page...

Mol	Chain	Res	Type
6	H	121	ALA
3	A	53	ARG
4	B	63	GLU
4	B	87	VAL
4	B	88	TYR
3	E	42	ARG
5	G	61	GLU
5	G	74	LYS
6	H	51	ILE
6	H	93	THR
3	A	74	ILE
3	A	77	ASP
5	C	23	LEU
6	D	113	LYS
6	D	115	VAL
4	F	53	GLU
5	G	26	PRO
5	G	39	TYR
5	G	87	VAL
3	A	125	GLN
5	C	98	GLY
5	C	109	PRO
6	D	52	SER
6	D	109	SER
3	E	77	ASP
3	E	86	SER
6	H	33	SER
6	H	44	GLN
6	H	113	LYS
3	A	51	ILE
3	A	123	ASP
6	D	78	ALA
6	D	105	LYS
4	F	50	ILE
6	H	35	ALA
3	A	43	PRO
3	A	119	ILE
4	F	32	PRO
5	G	62	ILE
3	A	101	VAL
4	B	70	VAL
5	C	106	GLY

Continued on next page...

Continued from previous page...

Mol	Chain	Res	Type
5	G	80	PRO
5	G	107	VAL

5.3.2 Protein sidechains ⓘ

In the following table, the Percentiles column shows the percent sidechain outliers of the chain as a percentile score with respect to all X-ray entries followed by that with respect to entries of similar resolution.

The Analysed column shows the number of residues for which the sidechain conformation was analysed, and the total number of residues.

Mol	Chain	Analysed	Rotameric	Outliers	Percentiles	
3	A	85/110 (77%)	78 (92%)	7 (8%)	14	50
3	E	85/110 (77%)	77 (91%)	8 (9%)	11	41
4	B	64/78 (82%)	60 (94%)	4 (6%)	22	63
4	F	69/78 (88%)	66 (96%)	3 (4%)	35	75
5	C	85/101 (84%)	76 (89%)	9 (11%)	8	34
5	G	84/101 (83%)	76 (90%)	8 (10%)	11	40
6	D	79/105 (75%)	72 (91%)	7 (9%)	12	44
6	H	79/105 (75%)	71 (90%)	8 (10%)	9	36
All	All	630/788 (80%)	576 (91%)	54 (9%)	13	46

All (54) residues with a non-rotameric sidechain are listed below:

Mol	Chain	Res	Type
3	A	42	ARG
3	A	56	LYS
3	A	66	PRO
3	A	104	PHE
3	A	108	ASN
3	A	129	ARG
3	A	130	ILE
4	B	39	ARG
4	B	72	TYR
4	B	84	MET
4	B	93	GLN
5	C	29	ARG
5	C	62	ILE

Continued on next page...

Continued from previous page...

Mol	Chain	Res	Type
5	C	76	THR
5	C	85	LEU
5	C	90	ASP
5	C	91	GLU
5	C	107	VAL
5	C	118	LYS
5	C	119	LYS
6	D	33	SER
6	D	34	TYR
6	D	82	LYS
6	D	85	THR
6	D	89	ARG
6	D	93	THR
6	D	116	THR
3	E	48	LEU
3	E	63	ARG
3	E	93	GLN
3	E	106	ASP
3	E	115	LYS
3	E	122	LYS
3	E	126	LEU
3	E	134	ARG
4	F	35	ARG
4	F	79	LYS
4	F	92	ARG
5	G	34	LEU
5	G	50	TYR
5	G	51	LEU
5	G	74	LYS
5	G	80	PRO
5	G	100	VAL
5	G	101	THR
5	G	119	LYS
6	H	36	ILE
6	H	51	ILE
6	H	61	SER
6	H	87	THR
6	H	93	THR
6	H	95	VAL
6	H	113	LYS
6	H	116	THR

Some sidechains can be flipped to improve hydrogen bonding and reduce clashes. All (15) such

sidechains are listed below:

Mol	Chain	Res	Type
3	A	76	GLN
3	A	108	ASN
4	B	93	GLN
5	C	31	HIS
5	C	38	ASN
5	C	89	ASN
5	C	104	GLN
6	D	44	GLN
6	D	79	HIS
6	D	106	HIS
3	E	125	GLN
5	G	38	ASN
6	H	64	ASN
6	H	81	ASN
6	H	92	GLN

5.3.3 RNA [i](#)

There are no RNA molecules in this entry.

5.4 Non-standard residues in protein, DNA, RNA chains [i](#)

There are no non-standard protein/DNA/RNA residues in this entry.

5.5 Carbohydrates [i](#)

There are no carbohydrates in this entry.

5.6 Ligand geometry [i](#)

There are no ligands in this entry.

5.7 Other polymers [i](#)

There are no such residues in this entry.

5.8 Polymer linkage issues ⓘ

There are no chain breaks in this entry.

6 Fit of model and data ⓘ

6.1 Protein, DNA and RNA chains ⓘ

In the following table, the column labelled ‘#RSRZ> 2’ contains the number (and percentage) of RSRZ outliers, followed by percent RSRZ outliers for the chain as percentile scores relative to all X-ray entries and entries of similar resolution. The OWAB column contains the minimum, median, 95th percentile and maximum values of the occupancy-weighted average B-factor per residue. The column labelled ‘Q< 0.9’ lists the number of (and percentage) of residues with an average occupancy less than 0.9.

Mol	Chain	Analysed	<RSRZ>	#RSRZ>2			OWAB(Å ²)	Q<0.9
1	I	147/147 (100%)	-0.03	8 (5%)	29	17	77, 171, 203, 203	0
2	J	147/147 (100%)	-0.07	5 (3%)	49	34	82, 169, 203, 203	0
3	A	98/135 (72%)	-0.10	3 (3%)	52	38	41, 96, 171, 181	0
3	E	98/135 (72%)	-0.20	2 (2%)	68	54	21, 69, 145, 196	0
4	B	79/102 (77%)	-0.17	0	100	100	34, 87, 158, 192	0
4	F	84/102 (82%)	-0.35	0	100	100	24, 55, 103, 131	0
5	C	107/129 (82%)	-0.33	0	100	100	17, 62, 145, 184	0
5	G	106/129 (82%)	-0.19	1 (0%)	85	78	40, 95, 163, 201	0
6	D	93/125 (74%)	-0.27	0	100	100	25, 62, 118, 170	0
6	H	93/125 (74%)	-0.14	4 (4%)	39	25	25, 85, 164, 203	0
All	All	1052/1276 (82%)	-0.17	23 (2%)	65	50	17, 94, 200, 203	0

All (23) RSRZ outliers are listed below:

Mol	Chain	Res	Type	RSRZ
3	E	135	ALA	5.5
1	I	147	DT	5.1
3	E	39	HIS	4.5
6	H	39	TYR	4.1
1	I	12	DC	3.5
2	J	148	DA	3.4
1	I	76	DT	3.2
3	A	38	PRO	3.1
2	J	204	DA	2.8
2	J	160	DC	2.8
1	I	87	DT	2.7
1	I	13	DC	2.7
3	A	82	LEU	2.5

Continued on next page...

Continued from previous page...

Mol	Chain	Res	Type	RSRZ
2	J	253	DT	2.5
2	J	294	DT	2.5
1	I	146	DA	2.4
6	H	50	GLY	2.4
6	H	30	ARG	2.3
1	I	1	DA	2.2
6	H	122	LYS	2.2
5	G	74	LYS	2.1
1	I	3	DC	2.1
3	A	46	VAL	2.1

6.2 Non-standard residues in protein, DNA, RNA chains [i](#)

There are no non-standard protein/DNA/RNA residues in this entry.

6.3 Carbohydrates [i](#)

There are no carbohydrates in this entry.

6.4 Ligands [i](#)

There are no ligands in this entry.

6.5 Other polymers [i](#)

There are no such residues in this entry.