



Full wwPDB X-ray Structure Validation Report ⓘ

Feb 2, 2017 – 07:49 AM EST

PDB ID : 5GKD
Title : Structure of PL6 family alginate lyase AlyGC
Authors : Zhang, Y.Z.; Wang, P.; Xu, F.
Deposited on : 2016-07-04
Resolution : 2.19 Å(reported)

This is a Full wwPDB X-ray Structure Validation Report for a publicly released PDB entry.

We welcome your comments at validation@mail.wwpdb.org

A user guide is available at

<http://wwpdb.org/validation/2016/XrayValidationReportHelp>

with specific help available everywhere you see the ⓘ symbol.

The following versions of software and data (see [references ⓘ](#)) were used in the production of this report:

MolProbity : 4.02b-467
Mogul : 1.7.1 (RC1), CSD as537be (2016)
Xtriage (Phenix) : 1.9-1692
EDS : rb-20028442
Percentile statistics : 20151230.v01 (using entries in the PDB archive December 30th 2015)
Refmac : 5.8.0135
CCP4 : 6.5.0
Ideal geometry (proteins) : Engh & Huber (2001)
Ideal geometry (DNA, RNA) : Parkinson et al. (1996)
Validation Pipeline (wwPDB-VP) : rb-20028442

ria:

Mol	Type	Chain	Res	Chirality	Geometry	Clashes	Electron density
3	GOL	A	807	-	-	-	X
3	GOL	A	808	-	-	-	X
3	GOL	B	802	-	-	-	X
3	GOL	B	807	-	-	-	X
3	GOL	B	808	-	-	-	X
3	GOL	C	802	-	-	-	X
3	GOL	C	807	-	-	-	X
3	GOL	C	808	-	-	-	X
3	GOL	D	807	-	-	-	X
3	GOL	D	808	-	-	-	X
4	PO4	A	805	-	-	-	X
4	PO4	B	803	-	-	X	-
4	PO4	D	803	-	-	X	-
4	PO4	D	805	-	-	X	-
5	CO3	A	806	-	-	-	X
5	CO3	B	806	-	-	-	X

2 Entry composition

There are 6 unique types of molecules in this entry. The entry contains 25339 atoms, of which 0 are hydrogens and 0 are deuteriums.

In the tables below, the ZeroOcc column contains the number of atoms modelled with zero occupancy, the AltConf column contains the number of residues with at least one atom in alternate conformation and the Trace column contains the number of residues modelled with at most 2 atoms.

- Molecule 1 is a protein called AlyGC.

Mol	Chain	Residues	Atoms					ZeroOcc	AltConf	Trace
1	A	726	Total	C	N	O	S	0	0	0
			5667	3540	1012	1106	9			
1	B	726	Total	C	N	O	S	0	0	0
			5667	3540	1012	1106	9			
1	C	726	Total	C	N	O	S	0	0	0
			5667	3540	1012	1106	9			
1	D	726	Total	C	N	O	S	0	0	0
			5667	3540	1012	1106	9			

- Molecule 2 is CALCIUM ION (three-letter code: CA) (formula: Ca).

Mol	Chain	Residues	Atoms		ZeroOcc	AltConf
2	B	1	Total	Ca	0	0
			1	1		
2	A	1	Total	Ca	0	0
			1	1		
2	D	1	Total	Ca	0	0
			1	1		
2	C	1	Total	Ca	0	0
			1	1		

- Molecule 3 is GLYCEROL (three-letter code: GOL) (formula: C₃H₈O₃).



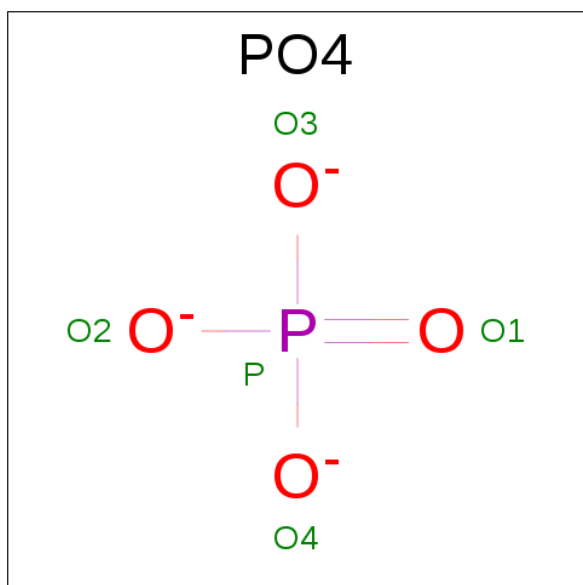
Mol	Chain	Residues	Atoms			ZeroOcc	AltConf
3	A	1	Total	C	O	0	0
			6	3	3		
3	A	1	Total	C	O	0	0
			6	3	3		
3	A	1	Total	C	O	0	0
			6	3	3		
3	A	1	Total	C	O	0	0
			6	3	3		
3	B	1	Total	C	O	0	0
			6	3	3		
3	B	1	Total	C	O	0	0
			6	3	3		
3	B	1	Total	C	O	0	0
			6	3	3		
3	B	1	Total	C	O	0	0
			6	3	3		
3	C	1	Total	C	O	0	0
			6	3	3		
3	C	1	Total	C	O	0	0
			6	3	3		
3	C	1	Total	C	O	0	0
			6	3	3		
3	C	1	Total	C	O	0	0
			6	3	3		
3	D	1	Total	C	O	0	0
			6	3	3		
3	D	1	Total	C	O	0	0
			6	3	3		

Continued on next page...

Continued from previous page...

Mol	Chain	Residues	Atoms			ZeroOcc	AltConf
3	D	1	Total	C	O	0	0
			6	3	3		
3	D	1	Total	C	O	0	0
			6	3	3		

- Molecule 4 is PHOSPHATE ION (three-letter code: PO4) (formula: O₄P).



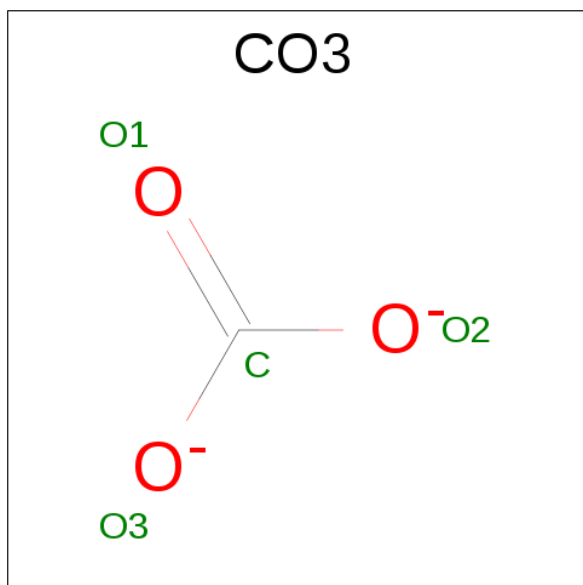
Mol	Chain	Residues	Atoms			ZeroOcc	AltConf
4	A	1	Total	O	P	0	0
			5	4	1		
4	A	1	Total	O	P	0	0
			5	4	1		
4	A	1	Total	O	P	0	0
			5	4	1		
4	B	1	Total	O	P	0	0
			5	4	1		
4	B	1	Total	O	P	0	0
			5	4	1		
4	B	1	Total	O	P	0	0
			5	4	1		
4	C	1	Total	O	P	0	0
			5	4	1		
4	C	1	Total	O	P	0	0
			5	4	1		
4	C	1	Total	O	P	0	0
			5	4	1		

Continued on next page...

Continued from previous page...

Mol	Chain	Residues	Atoms			ZeroOcc	AltConf
4	D	1	Total	O	P	0	0
			5	4	1		
4	D	1	Total	O	P	0	0
			5	4	1		
4	D	1	Total	O	P	0	0
			5	4	1		

- Molecule 5 is CARBONATE ION (three-letter code: CO3) (formula: CO₃).



Mol	Chain	Residues	Atoms			ZeroOcc	AltConf
5	A	1	Total	C	O	0	0
			4	1	3		
5	B	1	Total	C	O	0	0
			4	1	3		
5	C	1	Total	C	O	0	0
			4	1	3		
5	D	1	Total	C	O	0	0
			4	1	3		

- Molecule 6 is water.

Mol	Chain	Residues	Atoms		ZeroOcc	AltConf
6	A	646	Total	O	0	0
			646	646		
6	B	693	Total	O	0	0
			693	693		

Continued on next page...

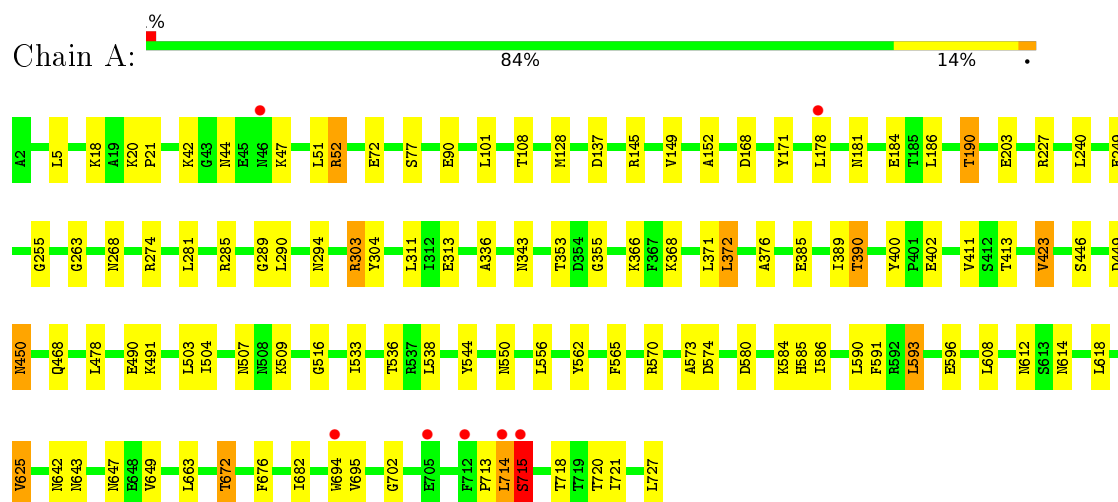
Continued from previous page...

Mol	Chain	Residues	Atoms		ZeroOcc	AltConf
6	C	560	Total 560	O 560	0	0
6	D	596	Total 596	O 596	0	0

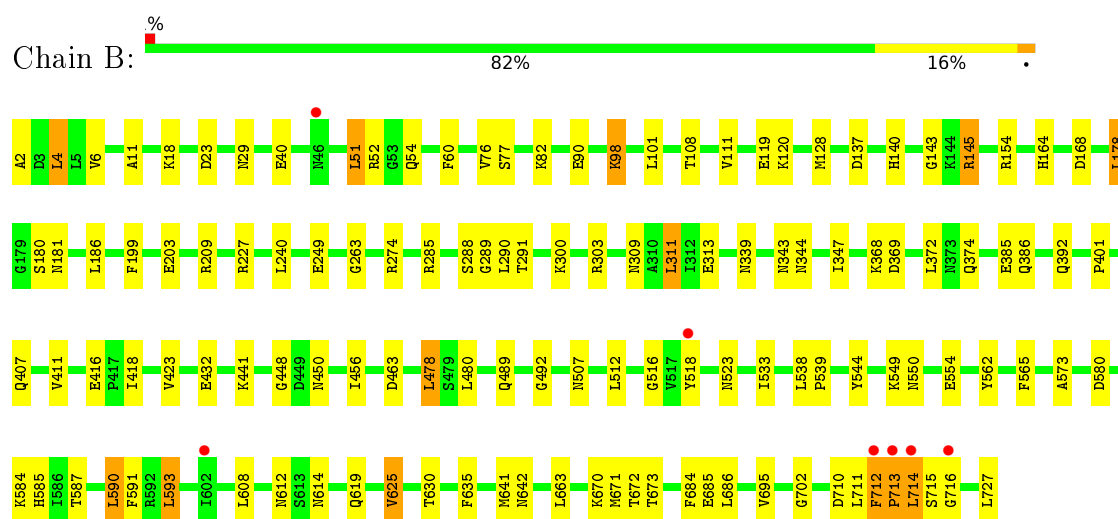
3 Residue-property plots

These plots are drawn for all protein, RNA and DNA chains in the entry. The first graphic for a chain summarises the proportions of errors displayed in the second graphic. The second graphic shows the sequence view annotated by issues in geometry and electron density. Residues are color-coded according to the number of geometric quality criteria for which they contain at least one outlier: green = 0, yellow = 1, orange = 2 and red = 3 or more. A red dot above a residue indicates a poor fit to the electron density ($RSRZ > 2$). Stretches of 2 or more consecutive residues without any outlier are shown as a green connector. Residues present in the sample, but not in the model, are shown in grey.

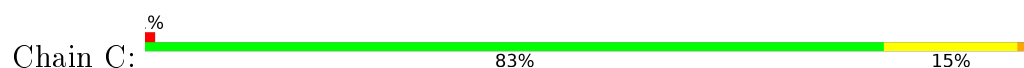
• Molecule 1: AlyGC




• Molecule 1: AlyGC

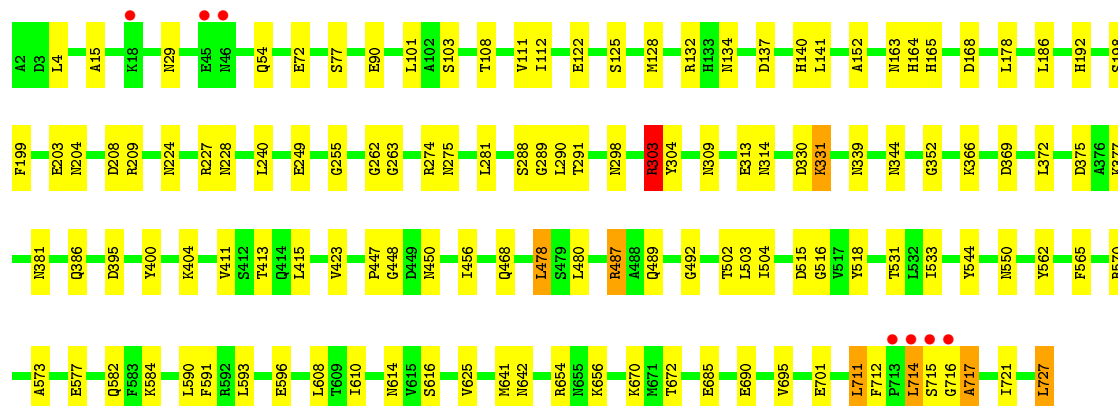
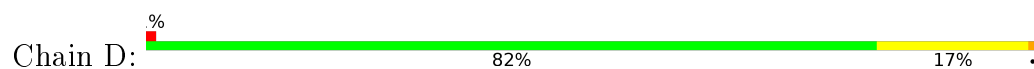


• Molecule 1: AlyGC





• Molecule 1: AlyGC



4 Data and refinement statistics

Property	Value	Source
Space group	P 1 21 1	Depositor
Cell constants a, b, c, α , β , γ	116.61Å 142.84Å 126.28Å 90.00° 111.09° 90.00°	Depositor
Resolution (Å)	34.45 – 2.19 49.91 – 2.19	Depositor EDS
% Data completeness (in resolution range)	98.4 (34.45-2.19) 98.4 (49.91-2.19)	Depositor EDS
R_{merge}	0.12	Depositor
R_{sym}	(Not available)	Depositor
$\langle I/\sigma(I) \rangle$ ¹	2.95 (at 2.20Å)	Xtriage
Refinement program	PHENIX (1.10.1 _2155: ???)	Depositor
R, R_{free}	0.165 , 0.197 0.163 , 0.197	Depositor DCC
R_{free} test set	9768 reflections (5.05%)	DCC
Wilson B-factor (Å ²)	28.7	Xtriage
Anisotropy	0.190	Xtriage
Bulk solvent k_{sol} (e/Å ³), B_{sol} (Å ²)	0.31 , 43.2	EDS
L-test for twinning ²	$\langle L \rangle = 0.49$, $\langle L^2 \rangle = 0.32$	Xtriage
Estimated twinning fraction	No twinning to report.	Xtriage
F_o, F_c correlation	0.96	EDS
Total number of atoms	25339	wwPDB-VP
Average B, all atoms (Å ²)	28.0	wwPDB-VP

Xtriage's analysis on translational NCS is as follows: *The largest off-origin peak in the Patterson function is 17.21% of the height of the origin peak. No significant pseudotranslation is detected.*

¹Intensities estimated from amplitudes.

²Theoretical values of $\langle |L| \rangle$, $\langle L^2 \rangle$ for acentric reflections are 0.5, 0.333 respectively for untwinned datasets, and 0.375, 0.2 for perfectly twinned datasets.

5 Model quality [i](#)

5.1 Standard geometry [i](#)

Bond lengths and bond angles in the following residue types are not validated in this section: GOL, CA, PO4, CO3

The Z score for a bond length (or angle) is the number of standard deviations the observed value is removed from the expected value. A bond length (or angle) with $|Z| > 5$ is considered an outlier worth inspection. RMSZ is the root-mean-square of all Z scores of the bond lengths (or angles).

Mol	Chain	Bond lengths		Bond angles	
		RMSZ	$\# Z > 5$	RMSZ	$\# Z > 5$
1	A	0.50	1/5776 (0.0%)	0.69	2/7830 (0.0%)
1	B	0.51	3/5776 (0.1%)	0.67	3/7830 (0.0%)
1	C	0.46	0/5776	0.64	0/7830
1	D	0.46	3/5776 (0.1%)	0.64	1/7830 (0.0%)
All	All	0.48	7/23104 (0.0%)	0.66	6/31320 (0.0%)

All (7) bond length outliers are listed below:

Mol	Chain	Res	Type	Atoms	Z	Observed(Å)	Ideal(Å)
1	B	98	LYS	CE-NZ	-12.60	1.17	1.49
1	D	685	GLU	CD-OE1	-6.50	1.18	1.25
1	A	423	VAL	CB-CG1	-6.45	1.39	1.52
1	B	685	GLU	CD-OE2	-6.29	1.18	1.25
1	D	685	GLU	CD-OE2	-6.16	1.18	1.25
1	B	685	GLU	CD-OE1	-5.60	1.19	1.25
1	D	487	ARG	CZ-NH2	-5.13	1.26	1.33

All (6) bond angle outliers are listed below:

Mol	Chain	Res	Type	Atoms	Z	Observed(°)	Ideal(°)
1	A	715	SER	CB-CA-C	-12.13	87.06	110.10
1	B	98	LYS	CD-CE-NZ	-11.91	84.31	111.70
1	A	715	SER	N-CA-C	10.94	140.54	111.00
1	B	686	LEU	CB-CA-C	6.59	122.72	110.20
1	D	303	ARG	N-CA-C	6.15	127.59	111.00
1	B	98	LYS	CB-CA-C	-5.56	99.28	110.40

There are no chirality outliers.

There are no planarity outliers.

5.2 Too-close contacts ⓘ

In the following table, the Non-H and H(model) columns list the number of non-hydrogen atoms and hydrogen atoms in the chain respectively. The H(added) column lists the number of hydrogen atoms added and optimized by MolProbity. The Clashes column lists the number of clashes within the asymmetric unit, whereas Symm-Clashes lists symmetry related clashes.

Mol	Chain	Non-H	H(model)	H(added)	Clashes	Symm-Clashes
1	A	5667	0	5529	64	0
1	B	5667	0	5529	99	0
1	C	5667	0	5529	90	0
1	D	5667	0	5529	93	0
2	A	1	0	0	0	0
2	B	1	0	0	0	0
2	C	1	0	0	0	0
2	D	1	0	0	0	0
3	A	24	0	32	4	0
3	B	24	0	32	1	0
3	C	24	0	32	3	0
3	D	24	0	32	0	0
4	A	15	0	0	1	0
4	B	15	0	0	2	0
4	C	15	0	0	0	0
4	D	15	0	0	5	0
5	A	4	0	0	0	0
5	B	4	0	0	0	0
5	C	4	0	0	0	0
5	D	4	0	0	0	0
6	A	646	0	0	20	2
6	B	693	0	0	20	5
6	C	560	0	0	20	2
6	D	596	0	0	24	1
All	All	25339	0	22244	358	5

The all-atom clashscore is defined as the number of clashes found per 1000 atoms (including hydrogen atoms). The all-atom clashscore for this structure is 8.

All (358) close contacts within the same asymmetric unit are listed below, sorted by their clash magnitude.

Atom-1	Atom-2	Interatomic distance (Å)	Clash overlap (Å)
1:A:715:SER:HB2	6:A:913:HOH:O	1.11	1.24
1:A:446:SER:OG	1:A:468:GLN:OE1	1.74	1.04
1:C:712:PHE:O	6:C:902:HOH:O	1.78	1.01

Continued on next page...

Continued from previous page...

Atom-1	Atom-2	Interatomic distance (Å)	Clash overlap (Å)
1:C:350:ASP:OD2	6:C:903:HOH:O	1.84	0.95
1:B:714:LEU:H	1:B:714:LEU:HD23	1.31	0.94
1:C:692:LYS:NZ	6:C:907:HOH:O	1.99	0.94
1:B:714:LEU:HG	1:B:715:SER:C	1.89	0.94
1:A:647:ASN:ND2	6:A:903:HOH:O	2.05	0.90
1:C:574:ASP:OD2	6:C:905:HOH:O	1.93	0.86
1:D:90:GLU:HG2	1:D:128:MET:HG3	1.55	0.86
1:B:372:LEU:HD11	1:B:386:GLN:HG2	1.56	0.86
1:A:47:LYS:NZ	6:A:904:HOH:O	2.06	0.85
1:C:711:LEU:HA	6:C:947:HOH:O	1.75	0.85
1:B:714:LEU:N	1:B:715:SER:HA	1.93	0.83
3:A:808:GOL:O1	6:A:901:HOH:O	1.89	0.83
1:D:654:ARG:NH1	6:D:908:HOH:O	2.11	0.82
1:B:416:GLU:OE1	6:B:901:HOH:O	1.96	0.82
1:D:298:ASN:O	6:D:901:HOH:O	1.96	0.81
4:D:805:PO4:O3	6:D:902:HOH:O	1.98	0.81
1:C:712:PHE:O	1:C:713:PRO:O	1.98	0.81
1:C:14:GLN:OE1	6:C:906:HOH:O	1.98	0.81
1:D:411:VAL:CG1	1:D:415:LEU:HD12	2.11	0.80
1:B:90:GLU:HG2	1:B:128:MET:HG3	1.62	0.80
1:D:468:GLN:OE1	6:D:904:HOH:O	2.01	0.78
1:B:98:LYS:HG2	6:B:954:HOH:O	1.85	0.77
1:A:715:SER:HB3	6:A:1337:HOH:O	1.85	0.76
1:C:614:ASN:ND2	6:C:904:HOH:O	1.90	0.76
1:D:656:LYS:NZ	6:D:909:HOH:O	2.12	0.76
1:D:577:GLU:OE1	6:D:905:HOH:O	2.04	0.76
1:A:491:LYS:HE2	1:A:550:ASN:HB3	1.66	0.75
4:D:803:PO4:O4	6:D:906:HOH:O	2.04	0.75
1:B:635:PHE:O	6:B:902:HOH:O	2.03	0.75
1:A:715:SER:O	6:A:902:HOH:O	2.05	0.74
1:C:15:ALA:HA	1:C:18:LYS:HD3	1.70	0.74
1:D:262:GLY:O	6:D:907:HOH:O	2.06	0.72
1:D:717:ALA:N	6:D:903:HOH:O	2.00	0.72
1:D:303:ARG:O	1:D:304:TYR:CG	2.42	0.72
1:B:154:ARG:HH21	4:B:803:PO4:P	2.13	0.72
1:D:670:LYS:NZ	6:D:916:HOH:O	2.22	0.72
1:D:134:ASN:H	1:D:165:HIS:HD2	1.36	0.71
1:B:713:PRO:HA	1:B:714:LEU:C	2.10	0.71
1:A:385:GLU:HG2	6:A:912:HOH:O	1.89	0.71
1:A:614:ASN:OD1	6:A:903:HOH:O	2.08	0.70
3:A:808:GOL:O3	6:A:905:HOH:O	2.10	0.69

Continued on next page...

Continued from previous page...

Atom-1	Atom-2	Interatomic distance (Å)	Clash overlap (Å)
1:B:712:PHE:O	1:B:715:SER:HB2	1.93	0.69
1:C:209:ARG:NH2	1:C:432:GLU:OE1	2.26	0.69
1:C:90:GLU:HG2	1:C:128:MET:HG3	1.76	0.68
1:D:642:ASN:OD1	1:D:672:THR:HG22	1.93	0.68
1:A:574:ASP:OD2	6:A:906:HOH:O	2.10	0.68
1:D:450:ASN:HA	6:D:1098:HOH:O	1.94	0.68
1:B:374:GLN:OE1	6:B:904:HOH:O	2.12	0.67
4:D:803:PO4:O1	6:D:906:HOH:O	2.13	0.67
1:D:411:VAL:HG11	1:D:415:LEU:HD12	1.76	0.67
1:D:714:LEU:HD12	1:D:714:LEU:N	2.10	0.67
4:D:803:PO4:P	6:D:906:HOH:O	2.53	0.67
1:C:134:ASN:H	1:C:165:HIS:HD2	1.44	0.66
1:C:203:GLU:OE2	1:C:227:ARG:NH2	2.28	0.65
1:D:714:LEU:HD12	1:D:714:LEU:H	1.60	0.65
1:C:48:PRO:O	6:C:909:HOH:O	2.14	0.65
1:A:44:ASN:HB3	1:A:47:LYS:H	1.61	0.65
4:D:805:PO4:O4	6:D:910:HOH:O	2.15	0.65
1:B:554:GLU:HG2	1:B:584:LYS:HB3	1.78	0.64
1:C:128:MET:CE	1:C:154:ARG:HG2	2.26	0.64
1:A:190:THR:HG21	6:A:1259:HOH:O	1.96	0.64
1:D:303:ARG:O	1:D:304:TYR:CD2	2.50	0.64
1:A:44:ASN:OD1	6:A:907:HOH:O	2.14	0.64
1:B:587:THR:HA	1:B:619:GLN:HG2	1.79	0.64
1:C:416:GLU:OE1	6:C:910:HOH:O	2.15	0.64
3:A:807:GOL:O1	6:A:908:HOH:O	2.15	0.64
1:D:714:LEU:HD13	1:D:714:LEU:O	1.98	0.63
1:B:614:ASN:ND2	6:B:903:HOH:O	2.07	0.62
1:D:716:GLY:CA	6:D:903:HOH:O	2.46	0.62
3:B:809:GOL:O3	6:B:908:HOH:O	2.16	0.62
1:C:274:ARG:NH2	6:C:908:HOH:O	2.12	0.61
1:C:687:THR:HG22	1:C:711:LEU:HD22	1.82	0.61
1:C:171:TYR:HB2	1:C:423:VAL:HG13	1.82	0.60
1:D:447:PRO:O	6:D:912:HOH:O	2.17	0.60
1:A:507:ASN:ND2	1:A:536:THR:HB	2.17	0.60
1:B:619:GLN:NE2	6:B:919:HOH:O	2.34	0.60
1:B:538:LEU:O	6:B:907:HOH:O	2.16	0.59
1:B:178:LEU:HD13	1:B:180:SER:HB3	1.85	0.59
1:D:395:ASP:OD2	6:D:911:HOH:O	2.16	0.59
1:C:149:VAL:HG23	1:C:184:GLU:HB2	1.84	0.59
1:B:263:GLY:HA2	1:B:289:GLY:O	2.03	0.59
1:B:670:LYS:NZ	6:B:914:HOH:O	2.24	0.59

Continued on next page...

Continued from previous page...

Atom-1	Atom-2	Interatomic distance (Å)	Clash overlap (Å)
1:B:285:ARG:HD3	6:B:1335:HOH:O	2.03	0.58
1:B:714:LEU:CD2	1:B:714:LEU:H	2.10	0.58
3:A:807:GOL:O3	6:A:909:HOH:O	2.17	0.58
1:D:366:LYS:HD3	6:D:942:HOH:O	2.04	0.58
1:D:411:VAL:HG13	1:D:415:LEU:HD12	1.86	0.58
1:C:247:ILE:HD11	1:C:274:ARG:NH1	2.19	0.58
1:C:128:MET:HE2	1:C:154:ARG:HG2	1.86	0.57
1:C:191:SER:OG	3:C:802:GOL:H2	2.04	0.57
1:D:330:ASP:HB2	1:D:331:LYS:NZ	2.19	0.57
1:C:4:LEU:HD11	1:C:23:ASP:HB3	1.86	0.57
1:C:503:LEU:HG	1:C:504:ILE:HG13	1.86	0.57
1:B:480:LEU:HD11	1:B:512:LEU:HD13	1.86	0.56
1:C:495:VAL:HG23	1:C:518:TYR:CD1	2.41	0.56
1:C:507:ASN:ND2	6:C:917:HOH:O	2.25	0.56
1:C:533:ILE:O	1:C:565:PHE:HA	2.06	0.56
1:B:401:PRO:O	1:B:407:GLN:NE2	2.39	0.55
1:D:227:ARG:HA	1:D:249:GLU:O	2.06	0.55
1:A:643:ASN:HB3	6:A:917:HOH:O	2.06	0.55
1:B:450:ASN:HA	6:B:1229:HOH:O	2.05	0.55
1:B:227:ARG:HA	1:B:249:GLU:O	2.06	0.55
1:C:6:VAL:HG11	1:C:12:TYR:N	2.21	0.55
1:D:309:ASN:HA	1:D:339:ASN:O	2.06	0.55
1:C:6:VAL:HG13	1:C:11:ALA:HB3	1.89	0.55
1:C:60:PHE:CD1	1:C:82:LYS:HE2	2.42	0.55
1:B:712:PHE:O	1:B:715:SER:N	2.41	0.54
1:B:2:ALA:N	1:B:23:ASP:OD1	2.40	0.54
1:D:132:ARG:HG2	1:D:163:ASN:HA	1.90	0.54
1:B:671:MET:HE1	1:B:695:VAL:HG22	1.89	0.54
1:C:128:MET:HE1	1:C:154:ARG:HG2	1.90	0.54
1:D:122:GLU:OE2	6:D:913:HOH:O	2.18	0.54
1:C:2:ALA:N	1:C:23:ASP:OD1	2.41	0.54
1:A:449:ASP:O	1:A:450:ASN:HB2	2.08	0.54
1:C:712:PHE:N	1:C:712:PHE:CD1	2.76	0.54
1:D:591:PHE:HB3	1:D:593:LEU:CD2	2.37	0.54
1:A:353:THR:HG23	1:A:355:GLY:H	1.73	0.53
1:C:132:ARG:HG2	1:C:163:ASN:HA	1.89	0.53
1:A:90:GLU:HG2	1:A:128:MET:HG3	1.88	0.53
1:C:556:LEU:HB2	1:C:586:ILE:HG12	1.90	0.53
1:B:702:GLY:H	1:B:727:LEU:HD21	1.73	0.53
1:D:714:LEU:CD1	1:D:714:LEU:N	2.72	0.53
1:B:90:GLU:OE1	6:B:909:HOH:O	2.18	0.53

Continued on next page...

Continued from previous page...

Atom-1	Atom-2	Interatomic distance (Å)	Clash overlap (Å)
1:D:249:GLU:HG3	1:D:274:ARG:HG3	1.90	0.53
1:A:227:ARG:HA	1:A:249:GLU:O	2.08	0.53
1:D:344:ASN:HA	1:D:369:ASP:O	2.08	0.52
1:B:119:GLU:HG2	1:B:539:PRO:HB2	1.91	0.52
1:A:203:GLU:HA	1:A:227:ARG:O	2.10	0.52
1:A:642:ASN:OD1	1:A:672:THR:HB	2.10	0.52
1:B:143:GLY:O	1:B:145:ARG:HD3	2.10	0.52
1:B:702:GLY:H	1:B:727:LEU:CD2	2.22	0.52
1:C:354:ASP:HB3	1:C:372:LEU:HD11	1.92	0.52
1:D:503:LEU:HG	1:D:504:ILE:HG13	1.91	0.52
4:A:803:PO4:O2	6:A:910:HOH:O	2.19	0.52
1:C:263:GLY:HA2	1:C:289:GLY:O	2.10	0.52
1:C:618:LEU:HD23	1:C:649:VAL:HG13	1.91	0.52
1:A:503:LEU:HG	1:A:504:ILE:HG13	1.92	0.51
1:A:584:LYS:HG2	1:A:585:HIS:CD2	2.45	0.51
1:D:584:LYS:HA	1:D:616:SER:O	2.11	0.51
1:A:591:PHE:HB3	1:A:593:LEU:HD22	1.91	0.51
1:D:727:LEU:N	1:D:727:LEU:HD12	2.24	0.51
1:B:549:LYS:HE3	6:B:1011:HOH:O	2.11	0.51
1:B:40:GLU:O	6:B:910:HOH:O	2.19	0.51
1:B:642:ASN:OD1	1:B:672:THR:OG1	2.25	0.51
1:B:209:ARG:NH2	1:B:432:GLU:OE1	2.44	0.51
1:D:128:MET:CE	1:D:152:ALA:HB3	2.41	0.50
1:D:288:SER:HB2	1:D:291:THR:OG1	2.12	0.50
1:A:263:GLY:HA2	1:A:289:GLY:O	2.12	0.50
1:C:90:GLU:OE2	6:C:911:HOH:O	2.18	0.50
1:D:168:ASP:HA	1:D:203:GLU:O	2.11	0.50
1:A:533:ILE:O	1:A:565:PHE:HA	2.11	0.50
1:C:450:ASN:ND2	1:C:476:LYS:HE3	2.26	0.50
1:C:22:GLY:O	6:C:912:HOH:O	2.19	0.50
1:B:591:PHE:HB3	1:B:593:LEU:HD22	1.94	0.49
1:B:671:MET:HE3	1:B:684:PHE:HZ	1.77	0.49
1:B:6:VAL:HG13	1:B:11:ALA:HB3	1.94	0.49
1:C:313:GLU:HA	1:C:343:ASN:O	2.11	0.49
1:B:300:LYS:HG3	6:B:1303:HOH:O	2.13	0.49
1:B:625:VAL:HG13	1:B:663:LEU:CD2	2.42	0.49
1:A:21:PRO:HB3	1:A:44:ASN:HB2	1.93	0.49
1:C:77:SER:HA	1:C:108:THR:O	2.12	0.49
1:B:714:LEU:HG	1:B:716:GLY:N	2.27	0.49
1:C:468:GLN:OE1	1:C:489:GLN:NE2	2.46	0.49
1:B:516:GLY:HA2	1:B:550:ASN:O	2.13	0.49

Continued on next page...

Continued from previous page...

Atom-1	Atom-2	Interatomic distance (Å)	Clash overlap (Å)
1:B:710:ASP:CG	1:B:714:LEU:O	2.51	0.49
1:D:487:ARG:NE	1:D:515:ASP:OD2	2.45	0.49
1:A:168:ASP:HA	1:A:203:GLU:O	2.13	0.48
1:C:456:ILE:HD12	1:C:478:LEU:HG	1.95	0.48
1:D:411:VAL:HG13	1:D:415:LEU:CD1	2.42	0.48
1:D:714:LEU:CD1	1:D:714:LEU:H	2.25	0.48
1:C:227:ARG:HA	1:C:249:GLU:O	2.13	0.48
1:D:203:GLU:HA	1:D:227:ARG:O	2.13	0.48
1:D:544:TYR:CZ	1:D:573:ALA:HB2	2.49	0.48
1:A:618:LEU:HD23	1:A:649:VAL:HG13	1.95	0.48
1:C:203:GLU:HA	1:C:227:ARG:O	2.13	0.48
1:D:90:GLU:HA	1:D:125:SER:O	2.14	0.48
1:D:134:ASN:H	1:D:165:HIS:CD2	2.25	0.48
1:B:584:LYS:HG2	1:B:585:HIS:CD2	2.48	0.48
1:D:331:LYS:HZ2	1:D:715:SER:HA	1.79	0.48
1:C:711:LEU:HB3	1:C:712:PHE:CE1	2.48	0.48
1:B:544:TYR:CZ	1:B:573:ALA:HB2	2.49	0.48
1:B:714:LEU:HD12	1:B:716:GLY:HA2	1.96	0.47
1:C:4:LEU:N	1:C:4:LEU:HD12	2.29	0.47
1:D:255:GLY:HA3	1:D:281:LEU:HD23	1.96	0.47
1:D:690:GLU:HG2	1:D:716:GLY:HA3	1.96	0.47
1:C:495:VAL:HG23	1:C:518:TYR:HD1	1.79	0.47
1:C:51:LEU:O	1:C:76:VAL:HA	2.15	0.47
1:A:390:THR:O	1:A:402:GLU:HG3	2.15	0.47
1:B:523:ASN:ND2	6:B:946:HOH:O	2.48	0.47
1:D:274:ARG:HA	1:D:313:GLU:O	2.14	0.47
1:D:330:ASP:HB2	1:D:331:LYS:HZ3	1.79	0.47
1:D:411:VAL:CG1	1:D:415:LEU:CD1	2.90	0.47
1:D:533:ILE:O	1:D:565:PHE:HA	2.15	0.47
1:A:149:VAL:HG23	1:A:184:GLU:HB2	1.95	0.47
1:A:509:LYS:HE3	6:A:1314:HOH:O	2.15	0.47
1:B:343:ASN:HA	1:B:368:LYS:O	2.15	0.47
1:D:112:ILE:HD12	1:D:141:LEU:HD22	1.97	0.47
1:D:54:GLN:O	6:D:914:HOH:O	2.20	0.47
1:A:544:TYR:CZ	1:A:573:ALA:HB2	2.49	0.47
1:C:544:TYR:CZ	1:C:573:ALA:HB2	2.49	0.47
1:C:614:ASN:ND2	6:C:942:HOH:O	2.48	0.47
1:B:714:LEU:HG	1:B:715:SER:CA	2.44	0.46
1:D:400:TYR:CZ	1:D:413:THR:HA	2.50	0.46
1:B:590:LEU:HD13	1:B:591:PHE:CE2	2.50	0.46
1:B:108:THR:HA	1:B:137:ASP:O	2.15	0.46

Continued on next page...

Continued from previous page...

Atom-1	Atom-2	Interatomic distance (Å)	Clash overlap (Å)
1:D:331:LYS:CE	1:D:331:LYS:H	2.28	0.46
1:C:86:THR:HG22	6:C:1149:HOH:O	2.16	0.46
1:A:372:LEU:HD22	1:A:376:ALA:HB3	1.98	0.46
1:C:149:VAL:HG11	1:C:152:ALA:HB2	1.98	0.46
1:A:676:PHE:CZ	1:A:682:ILE:HD11	2.50	0.45
1:D:77:SER:HA	1:D:108:THR:O	2.16	0.45
1:A:18:LYS:O	1:A:20:LYS:HD2	2.16	0.45
1:C:382:LYS:HB3	1:C:382:LYS:HE2	1.74	0.45
1:C:45:GLU:HG3	1:C:45:GLU:O	2.15	0.45
1:D:331:LYS:NZ	1:D:715:SER:CB	2.79	0.45
1:B:311:LEU:HD22	1:B:313:GLU:HG3	1.99	0.45
1:C:29:ASN:OD1	1:C:54:GLN:HB3	2.16	0.45
1:D:108:THR:HA	1:D:137:ASP:O	2.17	0.45
1:A:313:GLU:HA	1:A:343:ASN:O	2.17	0.45
1:B:492:GLY:HA2	1:B:518:TYR:CD1	2.52	0.45
1:D:456:ILE:HD12	1:D:478:LEU:HG	1.99	0.45
1:B:673:THR:HG22	1:B:673:THR:O	2.17	0.45
1:C:4:LEU:HD12	1:C:4:LEU:H	1.82	0.45
1:D:90:GLU:CG	1:D:128:MET:HG3	2.36	0.45
1:D:263:GLY:HA2	1:D:289:GLY:O	2.17	0.45
1:D:372:LEU:O	1:D:386:GLN:HA	2.16	0.45
1:D:487:ARG:NH2	1:D:515:ASP:OD2	2.50	0.45
1:D:582:GLN:OE1	1:D:614:ASN:HB3	2.17	0.45
1:A:108:THR:HA	1:A:137:ASP:O	2.17	0.45
1:B:274:ARG:HA	1:B:313:GLU:O	2.17	0.45
1:B:671:MET:HB2	1:B:671:MET:HE2	1.61	0.45
1:C:590:LEU:HD13	1:C:591:PHE:CE2	2.52	0.45
1:D:352:GLY:N	6:D:947:HOH:O	2.45	0.45
1:A:516:GLY:HA2	1:A:550:ASN:O	2.17	0.45
1:B:614:ASN:ND2	6:B:951:HOH:O	2.50	0.45
1:D:125:SER:CB	1:D:128:MET:HE3	2.47	0.44
1:A:507:ASN:HD22	1:A:536:THR:HB	1.82	0.44
1:A:556:LEU:HB2	1:A:586:ILE:HG12	1.98	0.44
1:B:533:ILE:O	1:B:565:PHE:HA	2.17	0.44
1:B:29:ASN:OD1	1:B:54:GLN:HB3	2.18	0.44
1:C:50:THR:HG22	1:C:52:ARG:HG2	1.99	0.44
1:A:171:TYR:HB2	1:A:423:VAL:HG12	1.99	0.44
1:B:309:ASN:HA	1:B:339:ASN:O	2.17	0.44
1:B:343:ASN:OD1	1:B:368:LYS:HB3	2.18	0.44
1:C:303:ARG:HA	1:C:303:ARG:HD2	1.52	0.44
1:C:659:ALA:HB2	1:C:683:ILE:HD12	1.98	0.44

Continued on next page...

Continued from previous page...

Atom-1	Atom-2	Interatomic distance (Å)	Clash overlap (Å)
1:A:149:VAL:HG11	1:A:152:ALA:HB2	2.00	0.44
1:B:168:ASP:HA	1:B:203:GLU:O	2.17	0.44
1:B:630:THR:HG22	1:B:712:PHE:CZ	2.53	0.44
1:A:285:ARG:HD3	6:A:1184:HOH:O	2.17	0.44
1:A:371:LEU:HG	1:A:389:ILE:HD11	2.00	0.44
1:D:198:SER:HB3	1:D:224:ASN:OD1	2.18	0.44
1:A:303:ARG:HD2	1:A:303:ARG:HA	1.57	0.44
1:B:4:LEU:CD1	1:B:4:LEU:N	2.81	0.44
1:D:72:GLU:HA	1:D:103:SER:O	2.18	0.44
1:B:441:LYS:NZ	1:B:463:ASP:OD2	2.49	0.44
1:C:274:ARG:HA	1:C:313:GLU:O	2.17	0.44
1:C:445:VAL:O	1:C:468:GLN:HG2	2.18	0.44
1:C:575:TYR:CD2	3:C:809:GOL:H2	2.52	0.44
1:A:52:ARG:NH2	6:A:943:HOH:O	2.50	0.43
1:A:580:ASP:HA	1:A:612:ASN:O	2.18	0.43
1:B:90:GLU:HG2	1:B:128:MET:CG	2.41	0.43
1:C:300:LYS:CD	1:C:300:LYS:H	2.31	0.43
1:A:570:ARG:HD3	1:A:596:GLU:OE1	2.18	0.43
1:B:203:GLU:HA	1:B:227:ARG:O	2.17	0.43
1:C:580:ASP:HA	1:C:612:ASN:O	2.19	0.43
1:B:344:ASN:HA	1:B:369:ASP:O	2.17	0.43
1:C:6:VAL:HG13	1:C:11:ALA:CB	2.48	0.43
1:D:192:HIS:O	6:D:915:HOH:O	2.21	0.43
1:A:343:ASN:HA	1:A:368:LYS:O	2.19	0.43
1:B:713:PRO:HA	1:B:714:LEU:O	2.17	0.43
1:A:695:VAL:HB	1:A:721:ILE:HG12	2.01	0.43
1:B:111:VAL:HG22	1:B:140:HIS:HB3	2.00	0.43
1:B:154:ARG:NH2	4:B:803:PO4:P	2.87	0.43
1:C:6:VAL:HG11	1:C:12:TYR:CA	2.48	0.43
1:B:288:SER:HB2	1:B:291:THR:OG1	2.19	0.43
1:C:309:ASN:HA	1:C:339:ASN:O	2.18	0.43
1:D:711:LEU:HB3	1:D:712:PHE:CD1	2.54	0.43
1:C:296:VAL:HB	1:C:299:SER:HB2	2.00	0.42
1:C:716:GLY:CA	6:C:1318:HOH:O	2.66	0.42
3:C:802:GOL:H31	6:C:940:HOH:O	2.18	0.42
1:D:570:ARG:HD3	1:D:596:GLU:OE1	2.19	0.42
1:A:303:ARG:HB3	1:A:304:TYR:H	1.70	0.42
1:A:294:ASN:OD1	1:A:336:ALA:HA	2.19	0.42
1:A:713:PRO:HA	1:A:714:LEU:HA	1.80	0.42
1:C:223:LYS:HA	1:C:245:GLY:O	2.18	0.42
1:A:274:ARG:HA	1:A:313:GLU:O	2.18	0.42

Continued on next page...

Continued from previous page...

Atom-1	Atom-2	Interatomic distance (Å)	Clash overlap (Å)
1:D:4:LEU:HD23	1:D:15:ALA:HB1	2.01	0.42
1:B:128:MET:HE2	1:B:128:MET:HB3	1.92	0.42
1:B:492:GLY:HA2	1:B:518:TYR:CE1	2.54	0.42
1:D:377:LYS:HA	1:D:377:LYS:HD3	1.79	0.42
1:D:381:ASN:HB3	6:D:1288:HOH:O	2.19	0.42
1:A:702:GLY:H	1:A:727:LEU:HD22	1.85	0.42
1:B:263:GLY:HA2	1:B:289:GLY:HA2	2.01	0.42
1:B:456:ILE:HD12	1:B:478:LEU:HG	2.01	0.42
1:A:694:TRP:CD1	1:A:720:THR:HB	2.54	0.42
1:B:671:MET:HE3	1:B:684:PHE:CZ	2.55	0.42
1:D:480:LEU:HA	1:D:480:LEU:HD12	1.89	0.42
1:A:42:LYS:HD3	1:A:72:GLU:HG2	2.02	0.42
1:B:274:ARG:NH2	6:B:925:HOH:O	2.45	0.42
1:D:610:ILE:O	1:D:641:MET:HA	2.20	0.42
1:A:52:ARG:HA	1:A:77:SER:O	2.18	0.42
1:D:128:MET:HE1	1:D:152:ALA:HB3	2.01	0.42
1:B:372:LEU:O	1:B:372:LEU:HD12	2.20	0.42
1:B:372:LEU:CD1	1:B:386:GLN:HG2	2.38	0.42
1:B:671:MET:CE	1:B:695:VAL:HG22	2.50	0.41
1:B:727:LEU:HA	1:B:727:LEU:HD22	1.85	0.41
1:D:516:GLY:HA2	1:D:550:ASN:O	2.20	0.41
1:B:51:LEU:O	1:B:76:VAL:HA	2.20	0.41
1:A:538:LEU:O	6:A:911:HOH:O	2.22	0.41
1:B:303:ARG:HA	1:B:303:ARG:HD2	1.87	0.41
1:B:347:ILE:O	1:B:372:LEU:HA	2.20	0.41
1:C:713:PRO:O	6:C:902:HOH:O	2.21	0.41
1:C:274:ARG:NE	6:C:908:HOH:O	2.47	0.41
1:D:204:ASN:HA	1:D:228:ASN:O	2.20	0.41
1:A:625:VAL:HG13	1:A:663:LEU:CD2	2.51	0.41
1:B:587:THR:HA	1:B:619:GLN:CG	2.48	0.41
1:B:710:ASP:OD1	1:B:714:LEU:O	2.39	0.41
1:C:181:ASN:ND2	1:C:182:GLY:H	2.19	0.41
1:C:152:ALA:HA	1:C:187:ARG:O	2.21	0.41
1:C:449:ASP:OD1	1:C:473:TRP:HB2	2.21	0.41
1:D:492:GLY:HA2	1:D:518:TYR:CE1	2.55	0.41
1:B:77:SER:HA	1:B:108:THR:O	2.20	0.41
1:C:249:GLU:HA	1:C:274:ARG:O	2.20	0.41
1:C:609:THR:HA	1:C:640:VAL:O	2.21	0.41
1:C:696:THR:HA	1:C:722:SER:O	2.20	0.41
1:B:385:GLU:HG3	6:B:920:HOH:O	2.20	0.41
1:C:372:LEU:HD22	1:C:376:ALA:HB3	2.02	0.41

Continued on next page...

Continued from previous page...

Atom-1	Atom-2	Interatomic distance (Å)	Clash overlap (Å)
1:D:111:VAL:HG22	1:D:140:HIS:HB3	2.02	0.41
1:D:208:ASP:OD1	1:D:209:ARG:HD2	2.21	0.41
1:D:591:PHE:HB3	1:D:593:LEU:HD21	2.02	0.41
1:B:641:MET:O	1:B:671:MET:HA	2.21	0.41
1:C:108:THR:HA	1:C:137:ASP:O	2.20	0.41
1:D:331:LYS:HZ2	1:D:715:SER:CB	2.33	0.41
1:B:60:PHE:CD1	1:B:82:LYS:HE2	2.56	0.41
1:D:502:THR:HA	1:D:531:THR:O	2.21	0.41
1:D:701:GLU:OE1	6:D:917:HOH:O	2.22	0.41
1:A:249:GLU:HA	1:A:274:ARG:O	2.21	0.40
1:B:164:HIS:HA	1:B:199:PHE:O	2.21	0.40
1:D:137:ASP:HA	1:D:168:ASP:O	2.20	0.40
1:D:164:HIS:HA	1:D:199:PHE:O	2.22	0.40
1:A:255:GLY:HA3	1:A:281:LEU:HD23	2.03	0.40
1:C:516:GLY:HA2	1:C:550:ASN:O	2.20	0.40
1:B:120:LYS:HE2	1:B:120:LYS:HB3	1.91	0.40
1:C:541:GLN:O	1:C:541:GLN:HG2	2.21	0.40
1:C:687:THR:HA	1:C:712:PHE:HE1	1.86	0.40
1:D:695:VAL:HB	1:D:721:ILE:HG12	2.04	0.40
1:A:400:TYR:CZ	1:A:413:THR:HA	2.57	0.40
1:B:23:ASP:OD1	6:B:912:HOH:O	2.22	0.40
1:B:711:LEU:O	1:B:712:PHE:CD1	2.74	0.40
1:D:29:ASN:OD1	1:D:54:GLN:HB3	2.21	0.40
1:D:275:ASN:HA	1:D:314:ASN:O	2.22	0.40
1:B:580:ASP:HA	1:B:612:ASN:O	2.21	0.40
1:C:128:MET:HB3	1:C:128:MET:HE2	1.81	0.40
1:C:716:GLY:HA2	6:C:1318:HOH:O	2.21	0.40

All (5) symmetry-related close contacts are listed below. The label for Atom-2 includes the symmetry operator and encoded unit-cell translations to be applied.

Atom-1	Atom-2	Interatomic distance (Å)	Clash overlap (Å)
6:B:1347:HOH:O	6:C:1189:HOH:O[2_647]	1.97	0.23
6:B:1235:HOH:O	6:D:1447:HOH:O[2_647]	2.01	0.19
6:A:1000:HOH:O	6:B:1561:HOH:O[2_556]	2.03	0.17
6:B:1434:HOH:O	6:C:1368:HOH:O[2_647]	2.17	0.03
6:A:1541:HOH:O	6:B:1590:HOH:O[2_556]	2.18	0.02

5.3 Torsion angles [i](#)

5.3.1 Protein backbone [i](#)

In the following table, the Percentiles column shows the percent Ramachandran outliers of the chain as a percentile score with respect to all X-ray entries followed by that with respect to entries of similar resolution.

The Analysed column shows the number of residues for which the backbone conformation was analysed, and the total number of residues.

Mol	Chain	Analysed	Favoured	Allowed	Outliers	Percentiles	
1	A	724/726 (100%)	702 (97%)	21 (3%)	1 (0%)	56	64
1	B	724/726 (100%)	707 (98%)	16 (2%)	1 (0%)	56	64
1	C	724/726 (100%)	698 (96%)	24 (3%)	2 (0%)	46	50
1	D	724/726 (100%)	707 (98%)	15 (2%)	2 (0%)	46	50
All	All	2896/2904 (100%)	2814 (97%)	76 (3%)	6 (0%)	52	59

All (6) Ramachandran outliers are listed below:

Mol	Chain	Res	Type
1	C	713	PRO
1	C	715	SER
1	A	715	SER
1	D	717	ALA
1	D	448	GLY
1	B	448	GLY

5.3.2 Protein sidechains [i](#)

In the following table, the Percentiles column shows the percent sidechain outliers of the chain as a percentile score with respect to all X-ray entries followed by that with respect to entries of similar resolution.

The Analysed column shows the number of residues for which the sidechain conformation was analysed, and the total number of residues.

Mol	Chain	Analysed	Rotameric	Outliers	Percentiles	
1	A	621/621 (100%)	591 (95%)	30 (5%)	31	37
1	B	621/621 (100%)	594 (96%)	27 (4%)	35	43
1	C	621/621 (100%)	593 (96%)	28 (4%)	34	41
1	D	621/621 (100%)	602 (97%)	19 (3%)	47	59

Continued on next page...

Continued from previous page...

Mol	Chain	Analysed	Rotameric	Outliers	Percentiles	
All	All	2484/2484 (100%)	2380 (96%)	104 (4%)	36	44

All (104) residues with a non-rotameric sidechain are listed below:

Mol	Chain	Res	Type
1	A	5	LEU
1	A	51	LEU
1	A	52	ARG
1	A	101	LEU
1	A	145	ARG
1	A	178	LEU
1	A	181	ASN
1	A	186	LEU
1	A	190	THR
1	A	240	LEU
1	A	268	ASN
1	A	290	LEU
1	A	303	ARG
1	A	311	LEU
1	A	366	LYS
1	A	372	LEU
1	A	390	THR
1	A	411	VAL
1	A	450	ASN
1	A	478	LEU
1	A	490	GLU
1	A	562	TYR
1	A	590	LEU
1	A	593	LEU
1	A	608	LEU
1	A	625	VAL
1	A	672	THR
1	A	714	LEU
1	A	715	SER
1	A	718	THR
1	B	4	LEU
1	B	18	LYS
1	B	51	LEU
1	B	52	ARG
1	B	101	LEU
1	B	145	ARG
1	B	178	LEU

Continued on next page...

Continued from previous page...

Mol	Chain	Res	Type
1	B	181	ASN
1	B	186	LEU
1	B	240	LEU
1	B	290	LEU
1	B	311	LEU
1	B	392	GLN
1	B	411	VAL
1	B	418	ILE
1	B	423	VAL
1	B	478	LEU
1	B	489	GLN
1	B	507	ASN
1	B	562	TYR
1	B	590	LEU
1	B	593	LEU
1	B	608	LEU
1	B	625	VAL
1	B	712	PHE
1	B	713	PRO
1	B	714	LEU
1	C	4	LEU
1	C	18	LYS
1	C	47	LYS
1	C	51	LEU
1	C	52	ARG
1	C	101	LEU
1	C	110	VAL
1	C	128	MET
1	C	154	ARG
1	C	178	LEU
1	C	186	LEU
1	C	240	LEU
1	C	290	LEU
1	C	303	ARG
1	C	372	LEU
1	C	379	SER
1	C	411	VAL
1	C	418	ILE
1	C	423	VAL
1	C	478	LEU
1	C	489	GLN
1	C	562	TYR

Continued on next page...

Continued from previous page...

Mol	Chain	Res	Type
1	C	590	LEU
1	C	593	LEU
1	C	608	LEU
1	C	625	VAL
1	C	672	THR
1	C	712	PHE
1	D	101	LEU
1	D	178	LEU
1	D	186	LEU
1	D	240	LEU
1	D	290	LEU
1	D	303	ARG
1	D	331	LYS
1	D	375	ASP
1	D	404	LYS
1	D	423	VAL
1	D	478	LEU
1	D	489	GLN
1	D	562	TYR
1	D	590	LEU
1	D	608	LEU
1	D	625	VAL
1	D	711	LEU
1	D	714	LEU
1	D	727	LEU

Some sidechains can be flipped to improve hydrogen bonding and reduce clashes. All (12) such sidechains are listed below:

Mol	Chain	Res	Type
1	A	44	ASN
1	A	507	ASN
1	B	14	GLN
1	C	73	HIS
1	C	165	HIS
1	C	351	GLN
1	C	468	GLN
1	C	489	GLN
1	C	614	ASN
1	D	165	HIS
1	D	351	GLN
1	D	407	GLN

5.3.3 RNA ⓘ

There are no RNA molecules in this entry.

5.4 Non-standard residues in protein, DNA, RNA chains ⓘ

There are no non-standard protein/DNA/RNA residues in this entry.

5.5 Carbohydrates ⓘ

There are no carbohydrates in this entry.

5.6 Ligand geometry ⓘ

Of 36 ligands modelled in this entry, 4 are monoatomic - leaving 32 for Mogul analysis.

In the following table, the Counts columns list the number of bonds (or angles) for which Mogul statistics could be retrieved, the number of bonds (or angles) that are observed in the model and the number of bonds (or angles) that are defined in the chemical component dictionary. The Link column lists molecule types, if any, to which the group is linked. The Z score for a bond length (or angle) is the number of standard deviations the observed value is removed from the expected value. A bond length (or angle) with $|Z| > 2$ is considered an outlier worth inspection. RMSZ is the root-mean-square of all Z scores of the bond lengths (or angles).

Mol	Type	Chain	Res	Link	Bond lengths			Bond angles		
					Counts	RMSZ	$\# Z > 2$	Counts	RMSZ	$\# Z > 2$
3	GOL	A	802	-	5,5,5	0.38	0	5,5,5	0.83	0
4	PO4	A	803	-	4,4,4	0.63	0	6,6,6	0.23	0
4	PO4	A	804	2	4,4,4	1.05	0	6,6,6	0.32	0
4	PO4	A	805	-	4,4,4	0.71	0	6,6,6	0.23	0
5	CO3	A	806	-	0,3,3	0.00	-	0,3,3	0.00	-
3	GOL	A	807	-	5,5,5	0.52	0	5,5,5	0.56	0
3	GOL	A	808	-	5,5,5	0.28	0	5,5,5	0.30	0
3	GOL	A	809	-	5,5,5	0.47	0	5,5,5	0.42	0
3	GOL	B	802	-	5,5,5	0.42	0	5,5,5	0.94	0
4	PO4	B	803	-	4,4,4	1.16	1 (25%)	6,6,6	0.50	0
4	PO4	B	804	2	4,4,4	0.99	0	6,6,6	0.25	0
4	PO4	B	805	-	4,4,4	0.75	0	6,6,6	0.25	0
5	CO3	B	806	-	0,3,3	0.00	-	0,3,3	0.00	-
3	GOL	B	807	-	5,5,5	0.37	0	5,5,5	0.43	0
3	GOL	B	808	-	5,5,5	0.41	0	5,5,5	0.24	0
3	GOL	B	809	-	5,5,5	0.32	0	5,5,5	0.38	0
3	GOL	C	802	-	5,5,5	0.34	0	5,5,5	0.59	0

Mol	Type	Chain	Res	Link	Bond lengths			Bond angles		
					Counts	RMSZ	# Z > 2	Counts	RMSZ	# Z > 2
4	PO4	C	803	-	4,4,4	0.70	0	6,6,6	0.25	0
4	PO4	C	804	2	4,4,4	0.94	0	6,6,6	0.31	0
4	PO4	C	805	-	4,4,4	0.66	0	6,6,6	0.24	0
5	CO3	C	806	-	0,3,3	0.00	-	0,3,3	0.00	-
3	GOL	C	807	-	5,5,5	0.38	0	5,5,5	0.19	0
3	GOL	C	808	-	5,5,5	0.37	0	5,5,5	0.57	0
3	GOL	C	809	-	5,5,5	0.40	0	5,5,5	0.40	0
3	GOL	D	802	-	5,5,5	0.43	0	5,5,5	0.83	0
4	PO4	D	803	-	4,4,4	0.50	0	6,6,6	0.24	0
4	PO4	D	804	2	4,4,4	0.90	0	6,6,6	0.34	0
4	PO4	D	805	-	4,4,4	0.70	0	6,6,6	0.23	0
5	CO3	D	806	-	0,3,3	0.00	-	0,3,3	0.00	-
3	GOL	D	807	-	5,5,5	0.36	0	5,5,5	0.18	0
3	GOL	D	808	-	5,5,5	0.33	0	5,5,5	0.17	0
3	GOL	D	809	-	5,5,5	0.41	0	5,5,5	0.37	0

In the following table, the Chirals column lists the number of chiral outliers, the number of chiral centers analysed, the number of these observed in the model and the number defined in the chemical component dictionary. Similar counts are reported in the Torsion and Rings columns. '-' means no outliers of that kind were identified.

Mol	Type	Chain	Res	Link	Chirals	Torsions	Rings
3	GOL	A	802	-	-	0/4/4/4	0/0/0/0
4	PO4	A	803	-	-	0/0/0/0	0/0/0/0
4	PO4	A	804	2	-	0/0/0/0	0/0/0/0
4	PO4	A	805	-	-	0/0/0/0	0/0/0/0
5	CO3	A	806	-	-	0/0/0/0	0/0/0/0
3	GOL	A	807	-	-	0/4/4/4	0/0/0/0
3	GOL	A	808	-	-	0/4/4/4	0/0/0/0
3	GOL	A	809	-	-	0/4/4/4	0/0/0/0
3	GOL	B	802	-	-	0/4/4/4	0/0/0/0
4	PO4	B	803	-	-	0/0/0/0	0/0/0/0
4	PO4	B	804	2	-	0/0/0/0	0/0/0/0
4	PO4	B	805	-	-	0/0/0/0	0/0/0/0
5	CO3	B	806	-	-	0/0/0/0	0/0/0/0
3	GOL	B	807	-	-	0/4/4/4	0/0/0/0
3	GOL	B	808	-	-	0/4/4/4	0/0/0/0
3	GOL	B	809	-	-	0/4/4/4	0/0/0/0
3	GOL	C	802	-	-	0/4/4/4	0/0/0/0
4	PO4	C	803	-	-	0/0/0/0	0/0/0/0
4	PO4	C	804	2	-	0/0/0/0	0/0/0/0
4	PO4	C	805	-	-	0/0/0/0	0/0/0/0
5	CO3	C	806	-	-	0/0/0/0	0/0/0/0

Continued on next page...

Continued from previous page...

Mol	Type	Chain	Res	Link	Chirals	Torsions	Rings
3	GOL	C	807	-	-	0/4/4/4	0/0/0/0
3	GOL	C	808	-	-	0/4/4/4	0/0/0/0
3	GOL	C	809	-	-	0/4/4/4	0/0/0/0
3	GOL	D	802	-	-	0/4/4/4	0/0/0/0
4	PO4	D	803	-	-	0/0/0/0	0/0/0/0
4	PO4	D	804	2	-	0/0/0/0	0/0/0/0
4	PO4	D	805	-	-	0/0/0/0	0/0/0/0
5	CO3	D	806	-	-	0/0/0/0	0/0/0/0
3	GOL	D	807	-	-	0/4/4/4	0/0/0/0
3	GOL	D	808	-	-	0/4/4/4	0/0/0/0
3	GOL	D	809	-	-	0/4/4/4	0/0/0/0

All (1) bond length outliers are listed below:

Mol	Chain	Res	Type	Atoms	Z	Observed(Å)	Ideal(Å)
4	B	803	PO4	P-O4	-2.10	1.47	1.53

There are no bond angle outliers.

There are no chirality outliers.

There are no torsion outliers.

There are no ring outliers.

9 monomers are involved in 16 short contacts:

Mol	Chain	Res	Type	Clashes	Symm-Clashes
4	A	803	PO4	1	0
3	A	807	GOL	2	0
3	A	808	GOL	2	0
4	B	803	PO4	2	0
3	B	809	GOL	1	0
3	C	802	GOL	2	0
3	C	809	GOL	1	0
4	D	803	PO4	3	0
4	D	805	PO4	2	0

5.7 Other polymers ⓘ

There are no such residues in this entry.

5.8 Polymer linkage issues ⓘ

There are no chain breaks in this entry.

6 Fit of model and data ⓘ

6.1 Protein, DNA and RNA chains ⓘ

In the following table, the column labelled ‘#RSRZ> 2’ contains the number (and percentage) of RSRZ outliers, followed by percent RSRZ outliers for the chain as percentile scores relative to all X-ray entries and entries of similar resolution. The OWAB column contains the minimum, median, 95th percentile and maximum values of the occupancy-weighted average B-factor per residue. The column labelled ‘Q< 0.9’ lists the number of (and percentage) of residues with an average occupancy less than 0.9.

Mol	Chain	Analysed	<RSRZ>	#RSRZ>2	OWAB(Å ²)	Q<0.9
1	A	726/726 (100%)	-0.33	7 (0%) 84 83	16, 24, 39, 89	0
1	B	726/726 (100%)	-0.33	7 (0%) 84 83	17, 24, 38, 74	0
1	C	726/726 (100%)	-0.21	6 (0%) 87 87	18, 28, 45, 84	0
1	D	726/726 (100%)	-0.22	7 (0%) 84 83	18, 28, 45, 90	0
All	All	2904/2904 (100%)	-0.27	27 (0%) 85 85	16, 26, 43, 90	0

All (27) RSRZ outliers are listed below:

Mol	Chain	Res	Type	RSRZ
1	C	714	LEU	11.3
1	A	714	LEU	6.6
1	B	714	LEU	6.3
1	D	715	SER	5.8
1	A	715	SER	4.9
1	C	715	SER	4.3
1	A	694	TRP	3.1
1	C	713	PRO	3.0
1	D	45	GLU	3.0
1	D	46	ASN	3.0
1	B	712	PHE	2.8
1	D	716	GLY	2.8
1	C	710	ASP	2.7
1	B	716	GLY	2.6
1	D	18	LYS	2.6
1	B	46	ASN	2.6
1	B	518	TYR	2.5
1	B	713	PRO	2.4
1	B	602	ILE	2.2
1	A	46	ASN	2.2
1	A	705	GLU	2.2

Continued on next page...

Continued from previous page...

Mol	Chain	Res	Type	RSRZ
1	C	727	LEU	2.2
1	A	712	PHE	2.2
1	A	178	LEU	2.0
1	C	602	ILE	2.0
1	D	713	PRO	2.0
1	D	714	LEU	2.0

6.2 Non-standard residues in protein, DNA, RNA chains [i](#)

There are no non-standard protein/DNA/RNA residues in this entry.

6.3 Carbohydrates [i](#)

There are no carbohydrates in this entry.

6.4 Ligands [i](#)

In the following table, the Atoms column lists the number of modelled atoms in the group and the number defined in the chemical component dictionary. LLDF column lists the quality of electron density of the group with respect to its neighbouring residues in protein, DNA or RNA chains. The B-factors column lists the minimum, median, 95th percentile and maximum values of B factors of atoms in the group. The column labelled 'Q< 0.9' lists the number of atoms with occupancy less than 0.9.

Mol	Type	Chain	Res	Atoms	RSCC	RSR	LLDF	B-factors(Å ²)	Q<0.9
3	GOL	C	802	6/6	0.86	0.23	11.77	29,43,51,57	0
3	GOL	A	807	6/6	0.93	0.16	5.64	23,29,34,36	0
3	GOL	A	808	6/6	0.91	0.20	4.16	30,34,36,48	0
3	GOL	B	808	6/6	0.91	0.23	3.90	38,41,48,49	0
3	GOL	D	808	6/6	0.79	0.24	3.61	37,41,48,56	0
3	GOL	B	807	6/6	0.86	0.19	3.24	30,35,41,51	0
3	GOL	C	808	6/6	0.81	0.23	2.92	33,37,42,50	0
4	PO4	A	805	5/5	0.98	0.23	2.69	35,44,50,50	0
5	CO3	B	806	4/4	0.85	0.20	2.64	22,22,23,37	0
3	GOL	B	802	6/6	0.88	0.17	2.46	23,34,37,40	0
5	CO3	A	806	4/4	0.77	0.22	2.44	22,23,25,38	0
3	GOL	D	807	6/6	0.82	0.21	2.19	34,38,38,48	0
3	GOL	C	807	6/6	0.79	0.18	2.05	38,46,51,59	0
3	GOL	A	802	6/6	0.93	0.13	1.50	20,30,35,36	0
5	CO3	C	806	4/4	0.83	0.18	1.46	24,25,28,38	0

Continued on next page...

Continued from previous page...

Mol	Type	Chain	Res	Atoms	RSCC	RSR	LLDF	B-factors(\AA^2)	Q<0.9
4	PO4	C	804	5/5	0.95	0.18	1.30	23,24,29,32	0
2	CA	A	801	1/1	1.00	0.18	0.58	22,22,22,22	0
5	CO3	D	806	4/4	0.88	0.13	0.52	25,26,27,37	0
4	PO4	A	804	5/5	0.97	0.15	0.21	17,20,23,27	0
3	GOL	D	802	6/6	0.95	0.13	0.11	31,34,38,39	0
4	PO4	D	804	5/5	0.98	0.12	-0.26	24,25,27,31	0
2	CA	B	801	1/1	1.00	0.14	-0.66	19,19,19,19	0
4	PO4	B	804	5/5	0.97	0.13	-0.77	20,20,24,31	0
4	PO4	A	803	5/5	0.97	0.09	-0.81	33,36,45,47	0
2	CA	C	801	1/1	0.97	0.16	-1.10	22,22,22,22	0
2	CA	D	801	1/1	0.99	0.12	-1.65	20,20,20,20	0
4	PO4	B	805	5/5	0.96	0.17	-	46,50,59,64	0
3	GOL	A	809	6/6	0.85	0.13	-	34,39,42,43	0
3	GOL	B	809	6/6	0.93	0.08	-	28,30,39,47	0
4	PO4	D	803	5/5	0.78	0.27	-	65,72,77,88	0
4	PO4	C	803	5/5	0.96	0.12	-	42,43,44,45	0
4	PO4	C	805	5/5	0.97	0.16	-	40,51,55,60	0
3	GOL	C	809	6/6	0.86	0.12	-	31,35,38,46	0
4	PO4	B	803	5/5	0.95	0.16	-	43,45,49,51	0
4	PO4	D	805	5/5	0.97	0.22	-	47,48,51,65	0
3	GOL	D	809	6/6	0.77	0.14	-	36,40,43,47	0

6.5 Other polymers [i](#)

There are no such residues in this entry.