



## wwPDB EM Map/Model Validation Report ⓘ

Apr 10, 2016 – 01:46 PM BST

PDB ID : 1GRU  
EMDB ID: : EMD-1046  
Title : SOLUTION STRUCTURE OF GROES-ADP7-GROEL-ATP7 COMPLEX  
BY CRYO-EM  
Authors : Ranson, N.A.; Farr, G.W.; Roseman, A.M.; Gowen, B.; Fenton, W.A.; Hor-  
wich, A.L.; Saibil, H.R.  
Deposited on : 2001-12-16  
Resolution : 12.50 Å(reported)

This is a wwPDB EM Map/Model Validation Report for a publicly released PDB/EMDB entry.  
For rigid body fitted models, validation errors reported here could  
stem from errors in the original structure(s) used in the fitting.

We welcome your comments at [validation@mail.wwpdb.org](mailto:validation@mail.wwpdb.org)

A user guide is available at

<http://wwpdb.org/validation/2016/EMValidationReportHelp>

---

MolProbity : 4.02b-467  
Mogul : unknown  
Percentile statistics : 20151230.v01 (using entries in the PDB archive December 30th 2015)  
Ideal geometry (proteins) : Engh & Huber (2001)  
Ideal geometry (DNA, RNA) : Parkinson et. al. (1996)  
Validation Pipeline (wwPDB-VP) : trunk27241



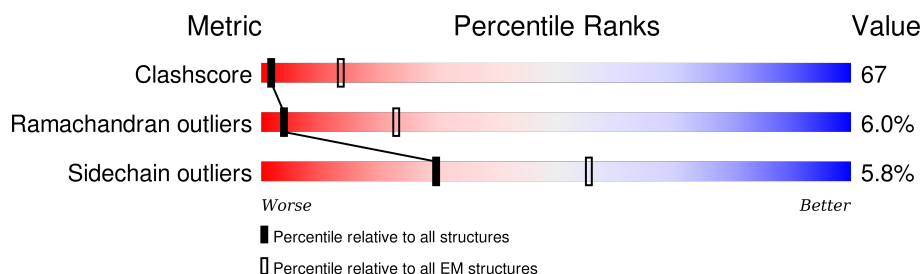
# 1 Overall quality at a glance

The following experimental techniques were used to determine the structure:

*ELECTRON MICROSCOPY*

The reported resolution of this entry is 12.50 Å.

Percentile scores (ranging between 0-100) for global validation metrics of the entry are shown in the following graphic. The table shows the number of entries on which the scores are based.



Metric	Whole archive (#Entries)	EM structures (#Entries)
Clashscore	114402	924
Ramachandran outliers	111179	726
Sidechain outliers	111093	686

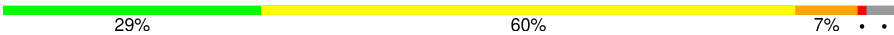
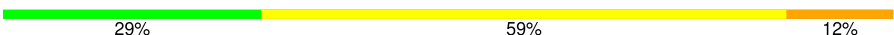
The table below summarises the geometric issues observed across the polymeric chains. The red, orange, yellow and green segments on the bar indicate the fraction of residues that contain outliers for  $\geq 3$ , 2, 1 and 0 types of geometric quality criteria. A grey segment represents the fraction of residues that are not modelled. The numeric value for each fraction is indicated below the corresponding segment, with a dot representing fractions  $\leq 5\%$

Mol	Chain	Length	Quality of chain
1	A	547	29% 58% 8% . .
1	B	547	29% 59% 8% . .
1	C	547	29% 58% 9% . .
1	D	547	30% 58% 8% . .
1	E	547	27% 59% 9% . .
1	F	547	28% 59% 8% . .
1	G	547	28% 59% 9% . .
1	H	547	29% 60% 6% . .
1	I	547	29% 60% 7% . .

*Continued on next page...*



*Continued from previous page...*

Mol	Chain	Length	Quality of chain
1	J	547	 30% 59% 7% .
1	K	547	 29% 60% 6% . .
1	L	547	 28% 61% 7% . .
1	M	547	 29% 60% 7% . .
1	N	547	 29% 60% 7% . .
2	O	97	 33% 58% 9%
2	P	97	 34% 57% 9%
2	Q	97	 30% 59% 11%
2	R	97	 27% 61% 12%
2	S	97	 32% 60% 8%
2	T	97	 31% 56% 13%
2	U	97	 29% 59% 12%



## 2 Entry composition [i](#)

There are 2 unique types of molecules in this entry. The entry contains 58688 atoms, of which 0 are hydrogens and 0 are deuteriums.

In the tables below, the AltConf column contains the number of residues with at least one atom in alternate conformation and the Trace column contains the number of residues modelled with at most 2 atoms.

- Molecule 1 is a protein called GROEL.

Mol	Chain	Residues	Atoms					AltConf	Trace
1	A	525	Total	C	N	O	S	0	1
			3809	2368	654	767	20		
1	B	525	Total	C	N	O	S	0	1
			3809	2368	654	767	20		
1	C	525	Total	C	N	O	S	0	1
			3809	2368	654	767	20		
1	D	525	Total	C	N	O	S	0	1
			3809	2368	654	767	20		
1	E	525	Total	C	N	O	S	0	1
			3809	2368	654	767	20		
1	F	525	Total	C	N	O	S	0	1
			3809	2368	654	767	20		
1	G	525	Total	C	N	O	S	0	1
			3809	2368	654	767	20		
1	H	525	Total	C	N	O	S	0	1
			3850	2394	663	773	20		
1	I	525	Total	C	N	O	S	0	1
			3850	2394	663	773	20		
1	J	525	Total	C	N	O	S	0	1
			3850	2394	663	773	20		
1	K	525	Total	C	N	O	S	0	1
			3850	2394	663	773	20		
1	L	525	Total	C	N	O	S	0	1
			3850	2394	663	773	20		
1	M	525	Total	C	N	O	S	0	1
			3850	2394	663	773	20		
1	N	525	Total	C	N	O	S	0	1
			3850	2394	663	773	20		

- Molecule 2 is a protein called GROES.

Mol	Chain	Residues	Atoms					AltConf	Trace
2	O	97	Total	C	N	O	S	0	0
			725	452	127	145	1		

*Continued on next page...*



*Continued from previous page...*

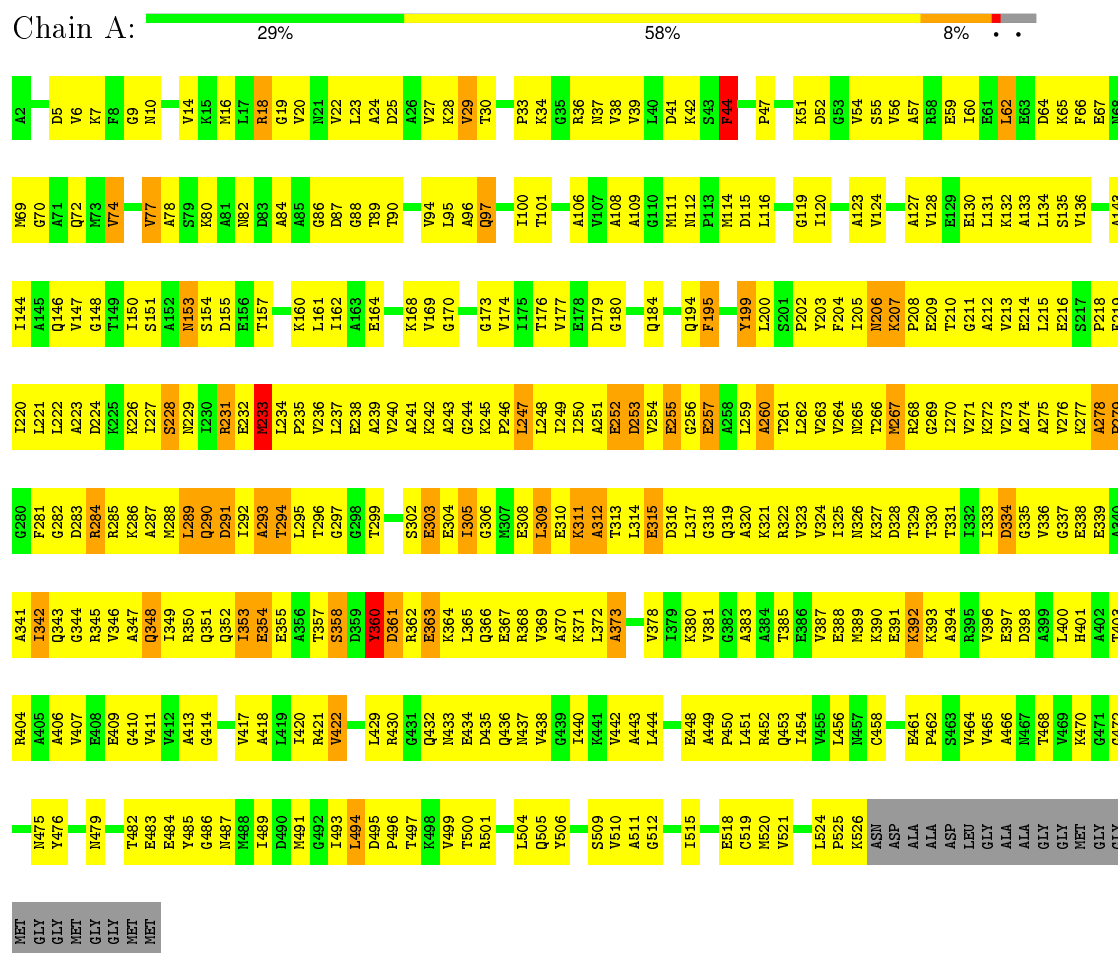
Mol	Chain	Residues	Atoms					AltConf	Trace
2	P	97	Total	C	N	O	S	0	0
			725	452	127	145	1		
2	Q	97	Total	C	N	O	S	0	0
			725	452	127	145	1		
2	R	97	Total	C	N	O	S	0	0
			725	452	127	145	1		
2	S	97	Total	C	N	O	S	0	0
			725	452	127	145	1		
2	T	97	Total	C	N	O	S	0	0
			725	452	127	145	1		
2	U	97	Total	C	N	O	S	0	0
			725	452	127	145	1		



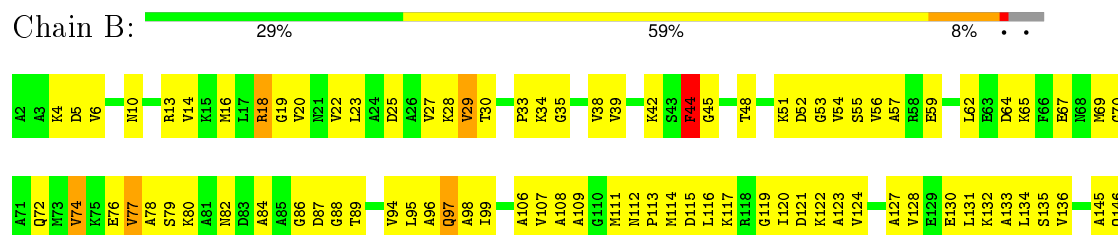
### 3 Residue-property plots

These plots are drawn for all protein, RNA and DNA chains in the entry. The first graphic for a chain summarises the proportions of errors displayed in the second graphic. The second graphic shows the sequence view annotated by issues in geometry. Residues are color-coded according to the number of geometric quality criteria for which they contain at least one outlier: green = 0, yellow = 1, orange = 2 and red = 3 or more. Stretches of 2 or more consecutive residues without any outlier are shown as a green connector. Residues present in the sample, but not in the model, are shown in grey.

#### • Molecule 1: GROEL



#### • Molecule 1: GROEL





GLY	T468	H401	E338	A278	S217	A145	Q72	A2	MET	T482	G414	V346	K286	K225	V147
GLY	A402	A402	E339	P279	P218	Q146	M73	A3		E403	V417	A347	A287	K226	G146
MET	T473	T403	A340	G280	F219	V147	V74	K4		E404	V417	Q348	M288	I227	T149
GLY	R404	F281	A341	F281	G148	G148	K75	D5		Y485	A418	I349	L289	S228	I150
MET	G474	G283	I342	G283	L221	T149	E76	V6		G466	L419	K350	Q290	N229	N153
GLY	N475	D282	Q343	D282	L222	I150	V77	K7		N467	L420	Q351	D291	I230	N153
GLY	Y476	R284	G344	R284	A233	N153	A78	F8		M488	R421	Q352	L292	R231	E156
GLY	E409	E285	R345	R285	D224	N154	N82	G9		I469	V422	I353	T293	E232	E156
MET	G410	K286	A347	K286	K226	V158	D83	M10		M491	K425	E354	T294	M233	K160
GLY	V411	M288	Q348	M288	I227	G159	A84	D11		G492		E355	L295	P235	L161
MET	G414	L289	I349	L289	N229	G159	G85	V14		I493	D428	T357	G297	V236	I162
MET	E483	Q290	Q351	Q290	I230	E164	D87	K15		L495	L429	S358	G298	L237	A163
	V417	D291	Q352	D291	R231		G88	M16		P496	R430	D399	T299	E238	E164
	A418	E232	I353	A293	E232	D167	T89	L17		Q432	G431	Y360	V300	A239	A165
	L419	L294	E354	L294	M233	K168	T90	G19		M433	M433	R362	S302	K241	M166
	G486	L234	E355	L234	L234	V169	V94	V20		M498	E434	K363	S303	A241	D167
	M487	T296	E356	T296	P235		L95	N21		T500	D435	K364	E304	K242	K168
	M488	G297	T357	G297	V236	G173	L96	V22		R501	Q436	L365	I305		V169
	L489	G298	S388	G298	L237	V174	A96	K23		L504	M437	Q366	G306	P246	G173
	K425	T299	D359	T299	E238	I175	Q97	D25		M505	V438	R367	E307	L247	V174
	D428	V300	Y360	V300	K245	T176	G103	A26		Y506	T440	R368	E308	L248	
	L429	I301	D361	I301	P246	V177	V107	V27			K441	A370	L309	I249	
	R430	S202	R362	S202	K242	E178	A108	K28		S509	V442	K371	E310	I250	
	D485	E303	E363	E303	G244	D179	V107	V29		V510		L372	K311	A251	
	G483	E304	K364	E304	G244	G180	A108	K28		A511		A373	A312	E252	
	Q432	T305	L365	T305	K245	T181	M111	T30		G512			L314	V254	
	N433	G306	Q366	G306	P246	G182	M112	L31				K380	E315	E255	
	E434	P307	E367	P307	L247	L183	P113	G32				V381	D316	G256	
	G436	E308	R368	E308	L247	Q184	P113	P33				G382	L317	E257	
	Q436	L309	V369	L309	L248	D185	M114	K34				A383	G318	A288	
	M487	E310	A370	E310	I249	E186	D115	G35					L319	L289	
	V438	K311	K371	K311	I250	L187	L116	K42				T385	A320	A260	
	G439	A312	L372	A312	E252	V189	K117	R44					K321	T261	
	K441	T313	A373	T313	D253	V190	R118	E43					R322	L262	
	V442	L314		L314	V254		I120	R44					V323	P263	
	A443	E315	V376	E315	E255	M193	D121	T48					V324	V264	
		D316	A377	D316	E255	Q194	K122	K48					I325	I265	
		L317	V378	L317	G256	F195	A123	K51					K326	T266	
		G318	I379	G318	E257		V124	D52					K327	M267	
		Q319	A258	Q319	A258		T125	G53					D328	R268	
		A320	V381	A320	L259	Y199	A126	V54					T329	G269	
		L261	Q382	L261	A260	L200	A127	S55					T330	I270	
		K322	Q382	K322	T261	S201	E128	A57					T331	V271	
		V323	A384	V323	L262	P202	V128	R58					I332	K272	
		I325	T263	I325	V263	Y203	E129	K58					L400	A278	
		N326	V264	N326	V264	F204	E130	E59					H401	A274	
		K327	T266	K327	T266	N206	L131	B59					A402	A275	
			M267		M267	K207	K132	L62					T403	V276	
						P208	A133	D62					G337	K277	
						E209	L134	E63					E338	A278	
						T210	S135	D64					P279	P218	
						G211	V136	K65					A406	F219	
						A212	D140	P67						F281	
						V213	S141	N68					G409	E280	
						E214	K142	N69					G410	G281	
						L215	A143	G70					V411	L220	
						E216	I144	A71					G344	L221	
													R284	L222	
													A413	A223	
													R345	D224	

• Molecule 1: GROEL

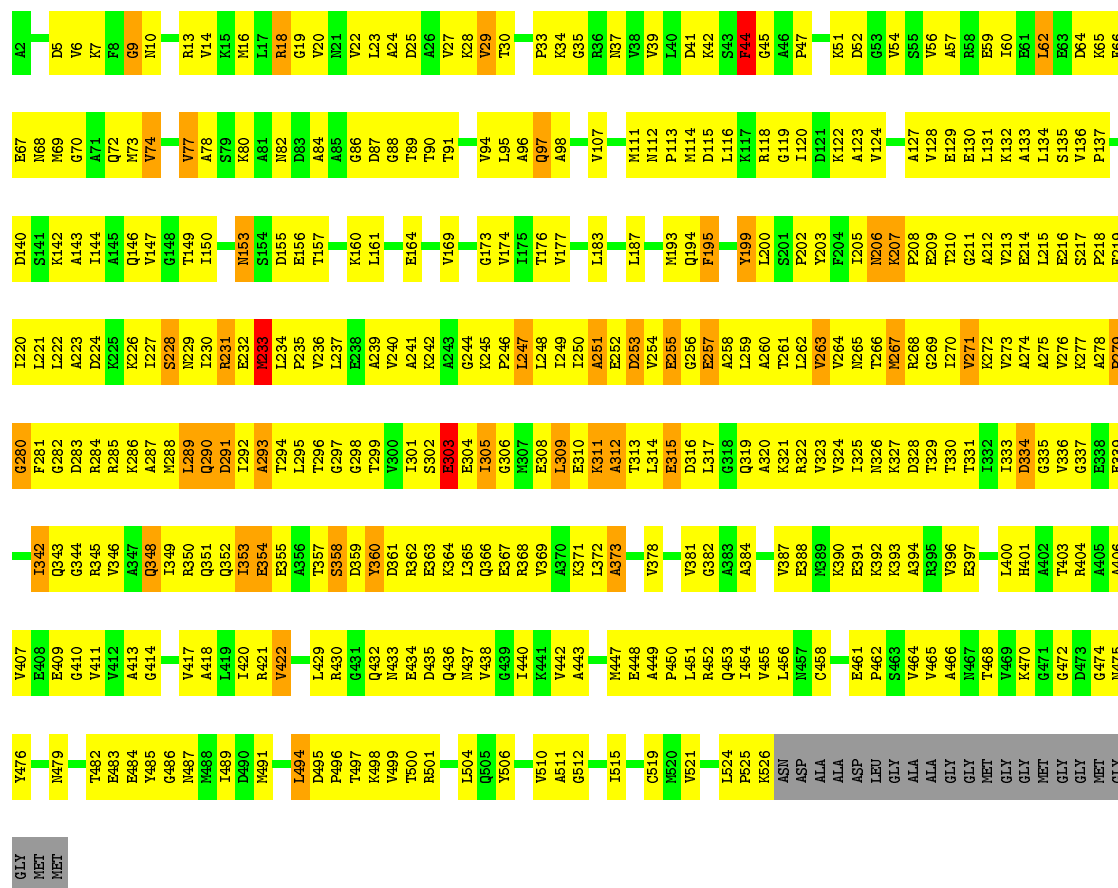
Chain C: 29% 58% 9%

GLY	T468	H401	E338	A278	S217	A145	Q72	A2
GLY	A402	A402	E339	P279	P218	Q146	M73	A3
MET	T403	T403	A340	G280	F219	V147	M74	K4
GLY	R404	R404	A341	F281	G281	G148	K75	D6
GLY	G474	G474	I342	G282	L220	T149	E76	V6
MET	N475	N475	Q343	D283	L222	I150	V77	K7
GLY	Y476	Y476	G344	R284	A223	N153	A78	F8
GLY	E409	E409	R345	R285	D224	S154	N82	G9
MET	G410	G410	V346	K286	K225	G154	D83	M10
GLY	N479	N479	A347	A287	K226	V158	A84	D11
GLY	A480	A480	Q348	N288	I227	G159	A85	V14
MET	E461	E461	I349	L289	S228	G159	A86	V14
MET	T462	T462	R350	Q290	N229	E164	G86	K15
	E483	E483	Q351	D291	I230	E164	D87	M16
	A484	A418	Q352	L292	R231	E164	G88	L17
	Y485	L419	I353	A293	E232	D167	T89	R18
	G486	I420	E354	T294	K233	K168	G19	G19
	N487	R421	E355	L295	L234	V169	T90	V20
	M488	V422	A356	T296	P235		V94	
	L489		S358	G298	V236	G173	L95	V22
	K490	K425	D359	G298	L237	V174	A96	A24
	M491		R359	T299	E238	I175	Q97	A24
	G492	D428	Y360	V300	A239	T176	G103	D25
	L493	L429	D861	I301	V240	V177		A26
	R494	A430	R362	S302	A241	E178		V27
	D495	Q432	E363	E303	K242	D179	V107	K28
	P496	P432	K364	E304	A243	G180	A108	V29
	T497	N433	L365	T305	G244	T181	T30	T30
	K498	E434	Q366	G306	K245	G182	M111	L31
	V499	D435	E367	P307	P246	L183	M112	G32
	T500	Q436	R368	E308	L247	Q184	P113	P33
	R501	N437	V369	L309	L248	D185	M114	K34
		V438	A370	E310	I249	E186	D115	G35
	L504	G439	K371	K311	I250	L187	L116	K117
	Q505	I440	L372	A312	A251	D188	K117	R42
	Y506	K441	A373	T313	E252	V189	R118	E43
		V442		L314	D253	V190	G119	R44
	V510	A443	V376	E315	V254		I120	T48
	A511		A377	D316	E255	M193	D121	K48
	G512	N447	V378	L317	G256	Q194	K122	K51
		E448	I379	G318	E257	F195	A123	D52
	I515	A449	K380	Q319	A258	Y199	V124	G53
	T516	P450	V381	A320	L259	L200	T125	V54
	T517	L451	G382	K321	A260	L200	A126	S55
	E518	R452	A383	R322	T261	S201	A127	V56
	G519	Q453	A384	V323	L262	P202	V128	A57
	M520	V454	T385	V324	V263	T203	E129	R58
		V455		T325	V264	P204	E130	E59
		V456	E388	K326	N265	I205	L131	
	L524	N457		T326	T266	M206	K132	L62
	R526	C458	E391	G328	M267	K207	A133	E63
ASP	ASN	G459	K392	T329		P208	L134	D64
ALA	ASP	E460	K393	T330	L270	E209	S135	K65
ALA	ALA	E461	A394	T331	V271	T210	V136	P66
ALA	P462	P462	R395	I332	K272	G211		E67
ASP	ASP	S463	V396	T333	V273	A212	D140	
LEU	LEU	V464	E397	D334	A274	V213	K142	N68
GLY	GLY	V465	D398	G335	A275	E214	K142	G70
ALA	ALA	A466	A399	V336	V276	L215	A143	
ALA	ALA	N469	L400	G237	V277	E216	T144	



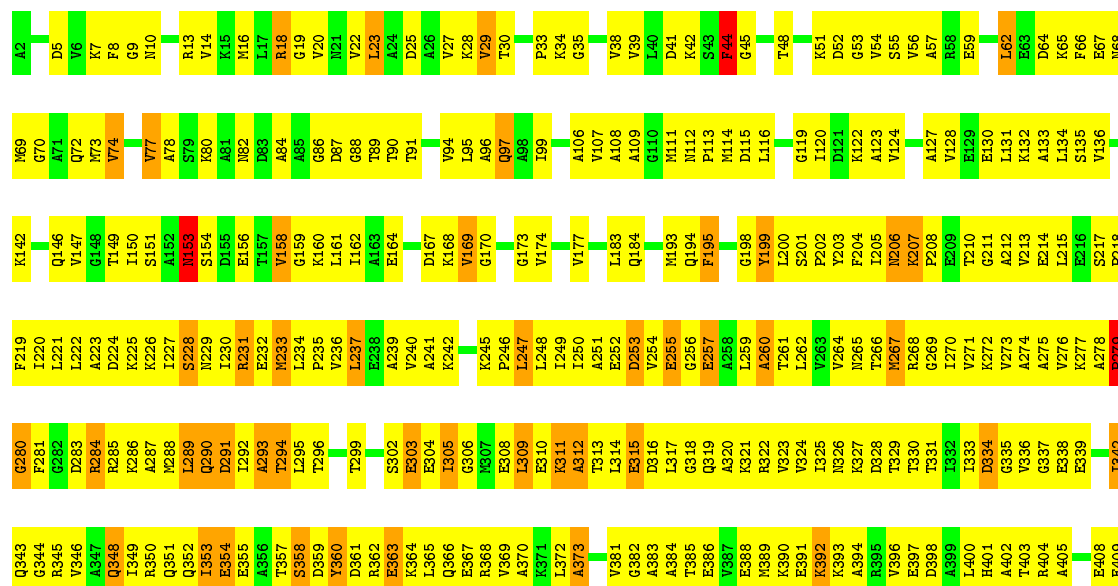
• Molecule 1: GROEL

Chain D:  30% 58% 8%



• Molecule 1: GROEL

Chain E:  27% 59% 9%





GLY	Y476	GLY	G477	MET	Y478	GLY	A479	GLY	A480	MET	A481	GLY	T482	GLY	E483	MET	E484	MET	Y485	GLY	G486	MET	N487	GLY	Y488	GLY	T489	GLY	D490	GLY	M491	GLY	G492	GLY	G493	GLY	L494	GLY	D495	GLY	P496	GLY	T497	GLY	K498	GLY	Y499	GLY	T500	GLY	R501	GLY	G439	GLY	L440	GLY	K441	GLY	V442	GLY	A443	GLY	N447	GLY	E448	GLY	A449	GLY	P450	GLY	L451	GLY	R452	GLY	Q453	GLY	T454	GLY	V455	GLY	L456	GLY	N457	GLY	C458	GLY	G459	GLY	E460	GLY	E461	GLY	P462	GLY	S463	GLY	V464	GLY	V465	GLY	A466	GLY	N467	GLY	T468	GLY	V469	GLY	K470	GLY	G471	GLY	G472	GLY	N473	GLY	M474	GLY	V475	GLY	N476	GLY	M477	GLY	V478	GLY	N479	GLY	M480	GLY	V481	GLY	N482	GLY	M483	GLY	V484	GLY	N485	GLY	M486	GLY	V487	GLY	N488	GLY	M489	GLY	V490	GLY	N491	GLY	M492	GLY	V493	GLY	N494	GLY	M495	GLY	V496	GLY	N497	GLY	M498	GLY	V499	GLY	N500	GLY	M501	GLY	V502	GLY	N503	GLY	M504	GLY	V505	GLY	N506	GLY	M507	GLY	V508	GLY	N509	GLY	M510	GLY	V511	GLY	N512	GLY	M513	GLY	V514	GLY	N515	GLY	M516	GLY	V517	GLY	N518	GLY	M519	GLY	V520	GLY	N521	GLY	M522	GLY	V523	GLY	N524	GLY	M525	GLY	V526	GLY	N527	GLY	M528	GLY	V529	GLY	N530	GLY	M531	GLY	V532	GLY	N533	GLY	M534	GLY	V535	GLY	N536	GLY	M537	GLY	V538	GLY	N539	GLY	M540	GLY	V541	GLY	N542	GLY	M543	GLY	V544	GLY	N545	GLY	M546	GLY	V547	GLY	N548	GLY	M549	GLY	V550	GLY	N551	GLY	M552	GLY	V553	GLY	N554	GLY	M555	GLY	V556	GLY	N557	GLY	M558	GLY	V559	GLY	N560	GLY	M561	GLY	V562	GLY	N563	GLY	M564	GLY	V565	GLY	N566	GLY	M567	GLY	V568	GLY	N569	GLY	M570	GLY	V571	GLY	N572	GLY	M573	GLY	V574	GLY	N575	GLY	M576	GLY	V577	GLY	N578	GLY	M579	GLY	V580	GLY	N581	GLY	M582	GLY	V583	GLY	N584	GLY	M585	GLY	V586	GLY	N587	GLY	M588	GLY	V589	GLY	N590	GLY	M591	GLY	V592	GLY	N593	GLY	M594	GLY	V595	GLY	N596	GLY	M597	GLY	V598	GLY	N599	GLY	M600	GLY	V601	GLY	N602	GLY	M603	GLY	V604	GLY	N605	GLY	M606	GLY	V607	GLY	N608	GLY	M609	GLY	V610	GLY	N611	GLY	M612	GLY	V613	GLY	N614	GLY	M615	GLY	V616	GLY	N617	GLY	M618	GLY	V619	GLY	N620	GLY	M621	GLY	V622	GLY	N623	GLY	M624	GLY	V625	GLY	N626	GLY	M627	GLY	V628	GLY	N629	GLY	M630	GLY	V631	GLY	N632	GLY	M633	GLY	V634	GLY	N635	GLY	M636	GLY	V637	GLY	N638	GLY	M639	GLY	V640	GLY	N641	GLY	M642	GLY	V643	GLY	N644	GLY	M645	GLY	V646	GLY	N647	GLY	M648	GLY	V649	GLY	N650	GLY	M651	GLY	V652	GLY	N653	GLY	M654	GLY	V655	GLY	N656	GLY	M657	GLY	V658	GLY	N659	GLY	M660	GLY	V661	GLY	N662	GLY	M663	GLY	V664	GLY	N665	GLY	M666	GLY	V667	GLY	N668	GLY	M669	GLY	V670	GLY	N671	GLY	M672	GLY	V673	GLY	N674	GLY	M675	GLY	V676	GLY	N677	GLY	M678	GLY	V679	GLY	N680	GLY	M681	GLY	V682	GLY	N683	GLY	M684	GLY	V685	GLY	N686	GLY	M687	GLY	V688	GLY	N689	GLY	M690	GLY	V691	GLY	N692	GLY	M693	GLY	V694	GLY	N695	GLY	M696	GLY	V697	GLY	N698	GLY	M699	GLY	V700	GLY	N701	GLY	M702	GLY	V703	GLY	N704	GLY	M705	GLY	V706	GLY	N707	GLY	M708	GLY	V709	GLY	N710	GLY	M711	GLY	V712	GLY	N713	GLY	M714	GLY	V715	GLY	N716	GLY	M717	GLY	V718	GLY	N719	GLY	M720	GLY	V721	GLY	N722	GLY	M723	GLY	V724	GLY	N725	GLY	M726	GLY	V727	GLY	N728	GLY	M729	GLY	V730	GLY	N731	GLY	M732	GLY	V733	GLY	N734	GLY	M735	GLY	V736	GLY	N737	GLY	M738	GLY	V739	GLY	N740	GLY	M741	GLY	V742	GLY	N743	GLY	M744	GLY	V745	GLY	N746	GLY	M747	GLY	V748	GLY	N749	GLY	M750	GLY	V751	GLY	N752	GLY	M753	GLY	V754	GLY	N755	GLY	M756	GLY	V757	GLY	N758	GLY	M759	GLY	V760	GLY	N761	GLY	M762	GLY	V763	GLY	N764	GLY	M765	GLY	V766	GLY	N767	GLY	M768	GLY	V769	GLY	N770	GLY	M771	GLY	V772	GLY	N773	GLY	M774	GLY	V775	GLY	N776	GLY	M777	GLY	V778	GLY	N779	GLY	M780	GLY	V781	GLY	N782	GLY	M783	GLY	V784	GLY	N785	GLY	M786	GLY	V787	GLY	N788	GLY	M789	GLY	V790	GLY	N791	GLY	M792	GLY	V793	GLY	N794	GLY	M795	GLY	V796	GLY	N797	GLY	M798	GLY	V799	GLY	N800	GLY	M801	GLY	V802	GLY	N803	GLY	M804	GLY	V805	GLY	N806	GLY	M807	GLY	V808	GLY	N809	GLY	M810	GLY	V811	GLY	N812	GLY	M813	GLY	V814	GLY	N815	GLY	M816	GLY	V817	GLY	N818	GLY	M819	GLY	V820	GLY	N821	GLY	M822	GLY	V823	GLY	N824	GLY	M825	GLY	V826	GLY	N827	GLY	M828	GLY	V829	GLY	N830	GLY	M831	GLY	V832	GLY	N833	GLY	M834	GLY	V835	GLY	N836	GLY	M837	GLY	V838	GLY	N839	GLY	M840	GLY	V841	GLY	N842	GLY	M843	GLY	V844	GLY	N845	GLY	M846	GLY	V847	GLY	N848	GLY	M849	GLY	V850	GLY	N851	GLY	M852	GLY	V853	GLY	N854	GLY	M855	GLY	V856	GLY	N857	GLY	M858	GLY	V859	GLY	N860	GLY	M861	GLY	V862	GLY	N863	GLY	M864	GLY	V865	GLY	N866	GLY	M867	GLY	V868	GLY	N869	GLY	M870	GLY	V871	GLY	N872	GLY	M873	GLY	V874	GLY	N875	GLY	M876	GLY	V877	GLY	N878	GLY	M879	GLY	V880	GLY	N881	GLY	M882	GLY	V883	GLY	N884	GLY	M885	GLY	V886	GLY	N887	GLY	M888	GLY	V889	GLY	N890	GLY	M891	GLY	V892	GLY	N893	GLY	M894	GLY	V895	GLY	N896	GLY	M897	GLY	V898	GLY	N899	GLY	M900	GLY	V901	GLY	N902	GLY	M903	GLY	V904	GLY	N905	GLY	M906	GLY	V907	GLY	N908	GLY	M909	GLY	V910	GLY	N911	GLY	M912	GLY	V913	GLY	N914	GLY	M915	GLY	V916	GLY	N917	GLY	M918	GLY	V919	GLY	N920	GLY	M921	GLY	V922	GLY	N923	GLY	M924	GLY	V925	GLY	N926	GLY	M927	GLY	V928	GLY	N929	GLY	M930	GLY	V931	GLY	N932	GLY	M933	GLY	V934	GLY	N935	GLY	M936	GLY	V937	GLY	N938	GLY	M939	GLY	V940	GLY	N941	GLY	M942	GLY	V943	GLY	N944	GLY	M945	GLY	V946	GLY	N947	GLY	M948	GLY	V949	GLY	N950	GLY	M951	GLY	V952	GLY	N953	GLY	M954	GLY	V955	GLY	N956	GLY	M957	GLY	V958	GLY	N959	GLY	M960	GLY	V961	GLY	N962	GLY	M963	GLY	V964	GLY	N965	GLY	M966	GLY	V967	GLY	N968	GLY	M969	GLY	V970	GLY	N971	GLY	M972	GLY	V973	GLY	N974	GLY	M975	GLY	V976	GLY	N977	GLY	M978	GLY	V979	GLY	N980	GLY	M981	GLY	V982	GLY	N983	GLY	M984	GLY	V985	GLY	N986	GLY	M987	GLY	V988	GLY	N989	GLY	M990	GLY	V991	GLY	N992	GLY	M993	GLY	V994	GLY	N995	GLY	M996	GLY	V997	GLY	N998	GLY	M999	GLY	V1000	GLY	N1001	GLY	M1002	GLY	V1003	GLY	N1004	GLY	M1005	GLY	V1006	GLY	N1007	GLY	M1008	GLY	V1009	GLY	N1010	GLY	M1011	GLY	V1012	GLY	N1013	GLY	M1014	GLY	V1015	GLY	N1016	GLY	M1017	GLY	V1018	GLY	N1019	GLY	M1020	GLY	V1021	GLY	N1022	GLY	M1023	GLY	V1024	GLY	N1025	GLY	M1026	GLY	V1027	GLY	N1028	GLY	M1029	GLY	V1030	GLY	N1031	GLY	M1032	GLY	V1033	GLY	N1034	GLY	M1035	GLY	V1036	GLY	N1037	GLY	M1038	GLY	V1039	GLY	N1040	GLY	M1041	GLY	V1042	GLY	N1043	GLY	M1044	GLY	V1045	GLY	N1046	GLY	M1047	GLY	V1048	GLY	N1049	GLY	M1050	GLY	V1051	GLY	N1052	GLY	M1053	GLY	V1054	GLY	N1055	GLY	M1056	GLY	V1057	GLY	N1058	GLY	M1059	GLY	V1060	GLY	N1061	GLY	M1062	GLY	V1063	GLY	N1064	GLY	M1065	GLY	V1066	GLY	N1067	GLY	M1068	GLY	V1069	GLY	N1070	GLY	M1071	GLY	V1072	GLY	N1073	GLY	M1074	GLY	V1075	GLY	N1076	GLY	M1077	GLY	V1078	GLY	N1079	GLY	M1080	GLY	V1081	GLY	N1082	GLY	M1083	GLY	V1084	GLY	N1085	GLY	M1086	GLY	V1087	GLY	N1088	GLY	M1089	GLY	V1090	GLY	N1091	GLY	M1092	GLY	V1093	GLY	N1094	GLY	M1095	GLY	V1096	GLY	N1097	
-----	------	-----	------	-----	------	-----	------	-----	------	-----	------	-----	------	-----	------	-----	------	-----	------	-----	------	-----	------	-----	------	-----	------	-----	------	-----	------	-----	------	-----	------	-----	------	-----	------	-----	------	-----	------	-----	------	-----	------	-----	------	-----	------	-----	------	-----	------	-----	------	-----	------	-----	------	-----	------	-----	------	-----	------	-----	------	-----	------	-----	------	-----	------	-----	------	-----	------	-----	------	-----	------	-----	------	-----	------	-----	------	-----	------	-----	------	-----	------	-----	------	-----	------	-----	------	-----	------	-----	------	-----	------	-----	------	-----	------	-----	------	-----	------	-----	------	-----	------	-----	------	-----	------	-----	------	-----	------	-----	------	-----	------	-----	------	-----	------	-----	------	-----	------	-----	------	-----	------	-----	------	-----	------	-----	------	-----	------	-----	------	-----	------	-----	------	-----	------	-----	------	-----	------	-----	------	-----	------	-----	------	-----	------	-----	------	-----	------	-----	------	-----	------	-----	------	-----	------	-----	------	-----	------	-----	------	-----	------	-----	------	-----	------	-----	------	-----	------	-----	------	-----	------	-----	------	-----	------	-----	------	-----	------	-----	------	-----	------	-----	------	-----	------	-----	------	-----	------	-----	------	-----	------	-----	------	-----	------	-----	------	-----	------	-----	------	-----	------	-----	------	-----	------	-----	------	-----	------	-----	------	-----	------	-----	------	-----	------	-----	------	-----	------	-----	------	-----	------	-----	------	-----	------	-----	------	-----	------	-----	------	-----	------	-----	------	-----	------	-----	------	-----	------	-----	------	-----	------	-----	------	-----	------	-----	------	-----	------	-----	------	-----	------	-----	------	-----	------	-----	------	-----	------	-----	------	-----	------	-----	------	-----	------	-----	------	-----	------	-----	------	-----	------	-----	------	-----	------	-----	------	-----	------	-----	------	-----	------	-----	------	-----	------	-----	------	-----	------	-----	------	-----	------	-----	------	-----	------	-----	------	-----	------	-----	------	-----	------	-----	------	-----	------	-----	------	-----	------	-----	------	-----	------	-----	------	-----	------	-----	------	-----	------	-----	------	-----	------	-----	------	-----	------	-----	------	-----	------	-----	------	-----	------	-----	------	-----	------	-----	------	-----	------	-----	------	-----	------	-----	------	-----	------	-----	------	-----	------	-----	------	-----	------	-----	------	-----	------	-----	------	-----	------	-----	------	-----	------	-----	------	-----	------	-----	------	-----	------	-----	------	-----	------	-----	------	-----	------	-----	------	-----	------	-----	------	-----	------	-----	------	-----	------	-----	------	-----	------	-----	------	-----	------	-----	------	-----	------	-----	------	-----	------	-----	------	-----	------	-----	------	-----	------	-----	------	-----	------	-----	------	-----	------	-----	------	-----	------	-----	------	-----	------	-----	------	-----	------	-----	------	-----	------	-----	------	-----	------	-----	------	-----	------	-----	------	-----	------	-----	------	-----	------	-----	------	-----	------	-----	------	-----	------	-----	------	-----	------	-----	------	-----	------	-----	------	-----	------	-----	------	-----	------	-----	------	-----	------	-----	------	-----	------	-----	------	-----	------	-----	------	-----	------	-----	------	-----	------	-----	------	-----	------	-----	------	-----	------	-----	------	-----	------	-----	------	-----	------	-----	------	-----	------	-----	------	-----	------	-----	------	-----	------	-----	------	-----	------	-----	------	-----	------	-----	------	-----	------	-----	------	-----	------	-----	------	-----	------	-----	------	-----	------	-----	------	-----	------	-----	------	-----	------	-----	------	-----	------	-----	------	-----	------	-----	------	-----	------	-----	------	-----	------	-----	------	-----	------	-----	------	-----	------	-----	------	-----	------	-----	------	-----	------	-----	------	-----	------	-----	------	-----	------	-----	------	-----	------	-----	------	-----	------	-----	------	-----	------	-----	------	-----	------	-----	------	-----	------	-----	------	-----	------	-----	------	-----	------	-----	------	-----	------	-----	------	-----	------	-----	------	-----	------	-----	------	-----	------	-----	------	-----	------	-----	------	-----	------	-----	------	-----	------	-----	------	-----	------	-----	------	-----	------	-----	------	-----	------	-----	------	-----	------	-----	------	-----	------	-----	------	-----	------	-----	------	-----	------	-----	------	-----	------	-----	------	-----	------	-----	------	-----	------	-----	------	-----	------	-----	------	-----	------	-----	------	-----	------	-----	------	-----	------	-----	------	-----	------	-----	------	-----	------	-----	------	-----	------	-----	------	-----	------	-----	------	-----	------	-----	------	-----	------	-----	------	-----	------	-----	------	-----	------	-----	------	-----	------	-----	------	-----	------	-----	------	-----	------	-----	------	-----	------	-----	------	-----	------	-----	------	-----	------	-----	------	-----	------	-----	------	-----	------	-----	------	-----	------	-----	------	-----	------	-----	------	-----	------	-----	------	-----	------	-----	------	-----	------	-----	------	-----	------	-----	------	-----	------	-----	------	-----	------	-----	------	-----	------	-----	------	-----	------	-----	------	-----	------	-----	------	-----	------	-----	------	-----	------	-----	------	-----	------	-----	------	-----	------	-----	------	-----	------	-----	------	-----	------	-----	------	-----	------	-----	------	-----	------	-----	------	-----	------	-----	------	-----	------	-----	------	-----	------	-----	------	-----	------	-----	------	-----	------	-----	------	-----	------	-----	------	-----	------	-----	------	-----	------	-----	------	-----	------	-----	------	-----	------	-----	------	-----	------	-----	------	-----	------	-----	------	-----	------	-----	------	-----	------	-----	------	-----	------	-----	------	-----	------	-----	------	-----	------	-----	------	-----	------	-----	------	-----	------	-----	------	-----	------	-----	------	-----	------	-----	------	-----	------	-----	------	-----	------	-----	------	-----	------	-----	------	-----	------	-----	------	-----	------	-----	------	-----	------	-----	------	-----	------	-----	------	-----	------	-----	------	-----	------	-----	------	-----	------	-----	------	-----	------	-----	------	-----	------	-----	------	-----	------	-----	------	-----	------	-----	------	-----	------	-----	------	-----	------	-----	------	-----	------	-----	------	-----	------	-----	------	-----	------	-----	------	-----	------	-----	------	-----	------	-----	------	-----	------	-----	------	-----	------	-----	------	-----	------	-----	------	-----	------	-----	------	-----	------	-----	------	-----	------	-----	------	-----	------	-----	------	-----	------	-----	------	-----	------	-----	------	-----	------	-----	------	-----	------	-----	------	-----	------	-----	------	-----	------	-----	------	-----	------	-----	------	-----	------	-----	------	-----	------	-----	------	-----	------	-----	------	-----	------	-----	------	-----	------	-----	------	-----	------	-----	-------	-----	-------	-----	-------	-----	-------	-----	-------	-----	-------	-----	-------	-----	-------	-----	-------	-----	-------	-----	-------	-----	-------	-----	-------	-----	-------	-----	-------	-----	-------	-----	-------	-----	-------	-----	-------	-----	-------	-----	-------	-----	-------	-----	-------	-----	-------	-----	-------	-----	-------	-----	-------	-----	-------	-----	-------	-----	-------	-----	-------	-----	-------	-----	-------	-----	-------	-----	-------	-----	-------	-----	-------	-----	-------	-----	-------	-----	-------	-----	-------	-----	-------	-----	-------	-----	-------	-----	-------	-----	-------	-----	-------	-----	-------	-----	-------	-----	-------	-----	-------	-----	-------	-----	-------	-----	-------	-----	-------	-----	-------	-----	-------	-----	-------	-----	-------	-----	-------	-----	-------	-----	-------	-----	-------	-----	-------	-----	-------	-----	-------	-----	-------	-----	-------	-----	-------	-----	-------	-----	-------	-----	-------	-----	-------	-----	-------	-----	-------	-----	-------	-----	-------	-----	-------	-----	-------	-----	-------	-----	-------	-----	-------	-----	-------	-----	-------	-----	-------	-----	-------	-----	-------	-----	-------	-----	-------	-----	-------	-----	-------	-----	-------	-----	-------	-----	-------	-----	-------	-----	-------	-----	-------	-----	-------	--

• Molecule 1: GROEL

Chain F: 28% 59% 8% . .

GLY	E409	A341	P279	P218	Q146	A2
GLY	G410	I342	G280	F219	V147	A3
MET	V411	Q343	G281	G219	G148	K4
GLY	V412	G344	G282	L221	T149	D5
GLY	M479	A413	D283	L222	I150	V6
MET	G414	V346	R284	A223	S151	K7
MET						
	V417	Q348	R285	D224	A152	F8
	A418	I349	K286	K225	N153	G9
	E484	R350	A287	K226	S154	G9
	Y485	Q351	L289	I227	D155	N10
	G486	Q352	Q290	S228	K30	
	M487	I353	D291	K229	A81	V14
	M488	E354	L292	I230	N82	K15
		E355	A293	R231	D83	L17
		T356	T294	E232	A84	R18
	D428	A356	K233	K234	A85	G19
	L429	R357	L295	L234	A86	G19
	R430	S358	L296	P235	D87	V20
	G431	D359		V236	G88	N21
	Q432	T360	V300	L237	T89	V22
	M433	D361	I301	E238	V94	A24
	E434	R362	S302	A239	K168	D25
	Q436	E363	E303	V240	L95	A26
	V437	K364	E304	A241	A96	V27
	V438	L365	I305	K242	Q97	K28
		G439	G306	A243	G173	V29
	L504	T440	P307	G244	I175	T30
	Q505	K441	E308	K245	T176	
	Y506	V442	L309	P246	V177	P33
		A443	E310	L247	E178	K34
	V510	L444	K311	L248	D179	G35
			A312	T249	G180	
			T313	T250	G110	V39
			L314	A251	M111	L40
			E315	E252	Q184	D41
			D316	D253	P113	K42
			L317	V254	M114	S43
			G318	E255	D115	F44
			Q319	G256	Q194	
			A320	E257	L116	
			K321	A258	T120	T48
			R322	L259	D121	
			V323	A260	K122	K51
			V324	T261	A123	D52
			L325	L262	P202	G53
			N326	V263	Y203	V54
			K327	V264	F204	S55
			D328	I265	I205	V56
			T329	T266	E129	A57
			T330	M267	E130	R58
			T331		L131	E59
			L332		K132	I60
			I333		A133	E61
			D334		L134	L62
			G335		S135	E63
			V336		V136	D64
			G337			K65
			E338			F66
			V407			E67
			E408			M68
			A340			N69
			L400			
			H401			
			A402			
			T403			
			R404			
			A405			
			A406			
			V407			
			E408			
			L400			
			H401			
			A402			
			T403			
			R404			
			A405			
			A406			
			V407			
			E408			
			L400			
			H401			
			A402			
			T403			
			R404			
			A405			
			A406			
			V407			
			E408			
			L400			
			H401			
			A402			
			T403			
			R404			
			A405			
			A406			
			V407			
			E408			
			L400			
			H401			
			A402			
			T403			
			R404			
			A405			
			A406			
			V407			
			E408			
			L400			
			H401			
			A402			
			T403			
			R404			
			A405			
			A406			
			V407			
			E408			
			L400			
			H401			
			A402			
			T403			
			R404			
			A405			
			A406			
			V407			
			E408			
			L400			
			H401			
			A402			
			T403			
			R404			
			A405			
			A406			
			V407			
			E408			
			L400			
			H401			
			A402			
			T403			
			R404			
			A405			
			A406			
			V407			
			E408			
			L400			
			H401			
			A402			
			T403			
			R404			
			A405			
			A406			
			V407			
			E408			
			L400			
			H401			
			A402			
			T403			
			R404			
			A405			
			A406			
			V407			
			E408			
			L400			
			H401			
			A402			
			T403			
			R404			
			A405			
			A406			
			V407			
			E408			
			L400			
			H401			
			A402			
			T403			
			R404			
			A405			
			A406			
			V407			
			E408			
			L400			
			H401			
			A402			
			T403			
			R404			
			A405			
			A406			
			V407			
			E408			
			L400			
			H401			
			A402			
			T403			
			R404			
			A405			
			A406			
			V407			
			E408			
			L400			
			H401			
			A402			
			T403			
			R404			
			A405			
			A406			
			V407			
			E408			
			L400			
			H401			
			A402			
			T403			
			R404			
			A405			
			A406			
			V407			
			E408			
			L400			
			H401			
			A402			
			T403			
			R404			
			A405			
			A406			
			V407			
			E408			
			L400			
			H401			
			A402			
			T403			
			R404			
			A405			
			A406			
			V407			
			E408			
			L400			
			H401			
			A402			
			T403			
			R404			
			A405			
			A406			
			V407			
			E408			
			L400			
			H401			
			A402			
			T403			
			R404			
			A405			
			A406			
			V407			
			E408			
			L400			
			H401			
			A402			
			T403			
			R404			
			A405			
			A406			
			V407			
			E408			
			L400			
			H401			
			A402			
			T403			
			R404			
			A405			
			A406			
			V407			
			E408			
			L400			
			H401			
			A402			
			T403			
			R404			
			A405			
			A406			
			V407			
			E408			
			L400			
			H401			
			A402			
			T403			
			R404			
			A405			
			A406			
			V407			
			E408			
			L400			
			H401			
			A402			
			T403			
			R404			
			A405			
			A406			
			V407			
			E408			
			L400			
			H401			
			A402			
			T403			
			R404			
			A405			
			A406			
			V407			
			E408			
			L400			
			H401			
			A402			
			T403			
			R404			
			A405			
			A406			
			V407			
			E408			
			L400			
			H401			
			A402			
			T403			
			R404			
			A405			
			A406			

• Molecule 1: GROEL

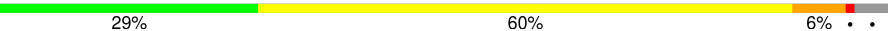
Chain G: 28% 59% 9% . .

L134	F66	A2
S135	E67	A3
V136	M68	K4
	M69	D5
D140	G70	V6
S141	A71	K7
K142	Q72	F8
	M73	G9
A145	V74	M10
Q146	K75	
V147	E76	R13
	V77	V14
I150	A78	K15
S151	S79	M16
A152	K80	L17
M153	A81	R18
	N82	G19
V158	D83	V20
G159	A84	M21
K160	A85	V22
L161	G86	L23
I162	D87	A24
A163	G88	D25
E164	T89	A26
	T90	V27
D167		K28
K168	V94	V29
V169	L95	T30
G170	A96	L31
	Q97	G32
G173	A98	P33
V174	I99	K34
I175	I100	G35
V176	T101	R36
V177		N37
E178	A108	V38
D179		V39
G180	M111	L40
L183	M112	D41
Q184	P113	K42
D185	M114	S43
	D115	F44
	L116	G45
M193	K117	
Q194	R118	T48
F195	G119	
	I120	K51
Y199	D121	D52
L200	K122	G53
S201	A123	V54
P202	V124	S55
Y203	T125	V56
F204	A126	A57
I205	A127	R58
N206	L128	E59
K207	E129	
P208	E130	L62
E209	L131	E63
T210	K132	D64
G211	A133	V65



LEU	D398	A466	V273	A212
GLY	A399	P467	A274	V213
ALA	L400	T468	A275	E214
ALA	L401	V469	V276	L215
GLY	A402	G470	K277	E216
GLY	T403	G471	A278	S217
MET	R404	G472	P279	P218
GLY	A405	D473	G280	F219
GLY	A406	G474	F281	L220
MET	E409	M475	G282	L221
GLY	G410	G477	D283	L222
MET	V411	G478	R284	A223
GLY	V412	M479	R285	D224
GLY	A413	A480	K286	K225
MET	G414	A481	A287	K226
		L482	M288	L227
		V483	L289	
		A484	Q290	N229
		Y485	D291	L230
		G486	L292	R231
		M487	A293	E232
		V488	T294	K233
		L489	L295	L234
		A490	T296	T235
		M491	G297	V236
			C298	L237
			T299	E238
			V300	A239
			R361	V240
			G362	A241
			G431	S302
			Q432	K242
			N433	E303
			A434	E304
			D435	I305
			Q436	G244
			N437	K307
			V369	E308
			A370	L248
			Q371	L309
			I440	E310
			A443	K311
				A312
				A251
				T313
				D253
				E252
				V254
				E255
				G256
				E257
				A258
				A320
				L259
				Q319
				A383
				A384
				V387
				E388
				K389
				K390
				E391
				N326
				K327
				T266
				N267
				D268
				T329
				T330
				T331
				V271
				K272

## • Molecule 1: GROEL

Chain H:  29% 60% 6% . .

LEU	A2	K80	A452	S217	F281	R350	V412	E483	MET
GLY	D6	A61	K153	F219	G282	Q351	A413	E484	MET
ALA	V6	R82	T468	L220	D283	Q352	G414	Y485	
ALA	K7	D83	D455	L221	E156	E354	G416	G486	
GLY	F8	A84	E157	L222	R265	E355	V417	N487	
GLY	G9	A85	T157	A223	K286	A356	A418	N488	
MET	N10	G88	V158	D224	R287	T357	A419	L489	
GLY	D11	T89	K160	K225	Y288	S358	I420	D490	
GLY	K15	T90	L161	K226	A238	R421	V422	M491	
GLY	M16	T93	E164	S228	D291	D611	V423	L494	
GLY	L17	N94	A165	N229	T392	G362	K425	D495	
GLY	V20	L95	M166	T230	A293	E363	L426	P496	
GLY		A96	D167	R231	G297	L365	A427	T497	
GLY		A97	K168	E232			D428	K498	
GLY		A98	V169	R233			L429	V500	
GLY		A99	G170	R235				T501	
GLY		A100	K171	P236				S502	
GLY		A101	E172	V237				A503	
GLY		A102	G173	L237				L504	
GLY		A103	V174	E238				Q505	
GLY		A104	L104	A239				Y506	
GLY		A105	K105	V240					
GLY		A106	E178						
GLY		A107	D179						
GLY		A108	G180						
GLY		A109	A108						
GLY		A110	Q184						
GLY		A111	M111						
GLY		A112	N112						
GLY		A113	L187						
GLY		A114	D188						
GLY		A115	V189						
GLY		A116	V190						
GLY		A117	E191						
GLY		A118	A122						
GLY		A119	K122						
GLY		A120	L124						
GLY		A121	T125						
GLY		A122	F195						
GLY		A123	D196						
GLY		A124	R197						
GLY		A125	G198						
GLY		A126	E129						
GLY		A127	V199						
GLY		A128	L200						
GLY		A129	E130						
GLY		A130	L131						
GLY		A131	K132						
GLY		A132	P202						
GLY		A133	F204						
GLY		A134	N205						
GLY		A135	K206						
GLY		A136	N207						
GLY		A137	K208						
GLY		A138	E209						
GLY		A139	T210						
GLY		A140	G211						
GLY		A141	Q146						
GLY		A142	V147						
GLY		A143	G148						
GLY		A144	T149						
GLY		A145	L150						
GLY		A146	S151						

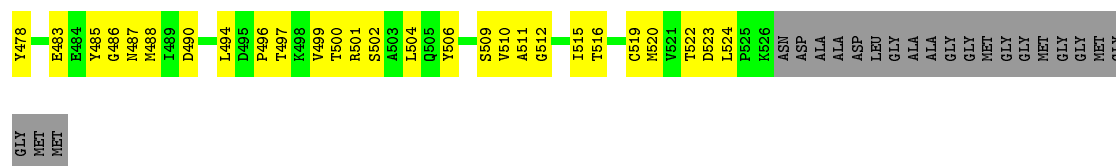
## • Molecule 1: GROEL

Chain I:  29% 60% 7% . .



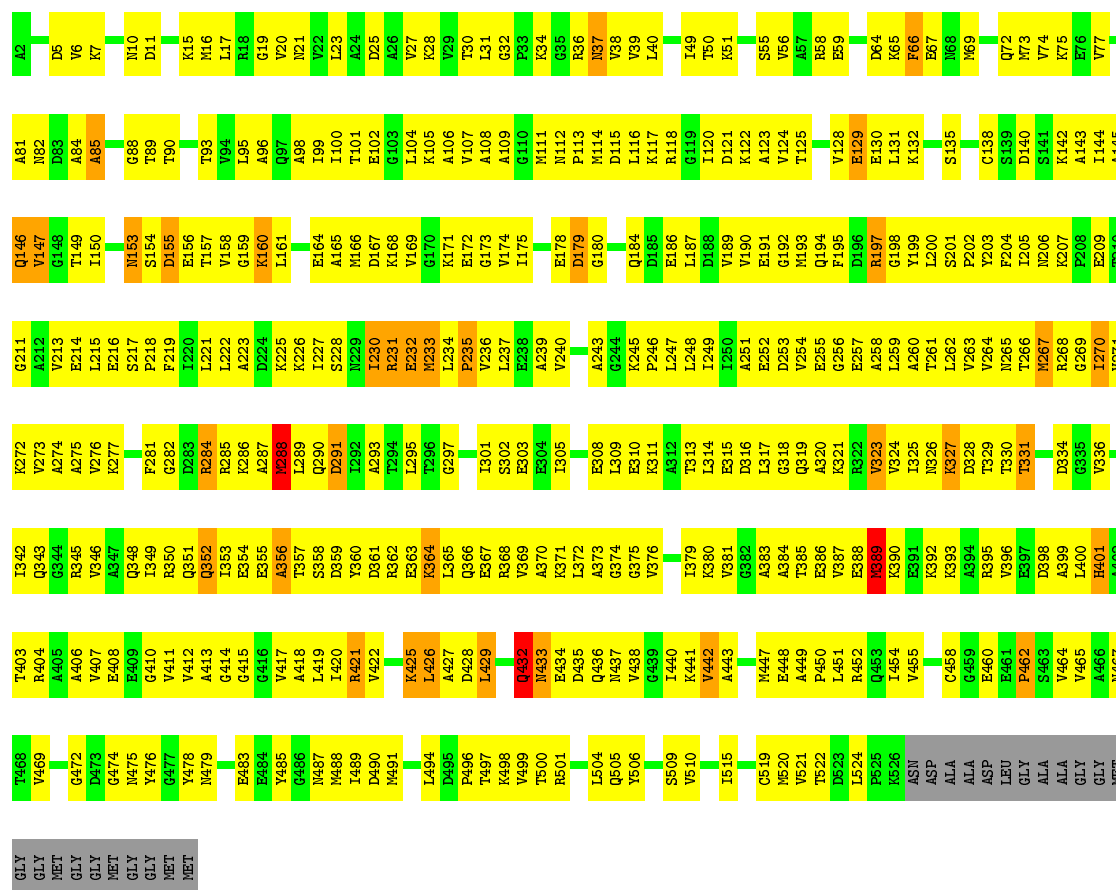






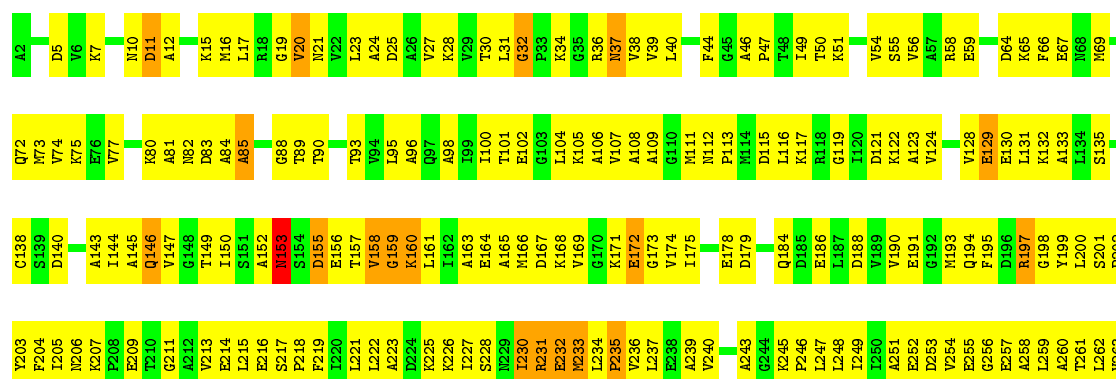
### • Molecule 1: GROEL

Chain K: 29% 60% 6% . .

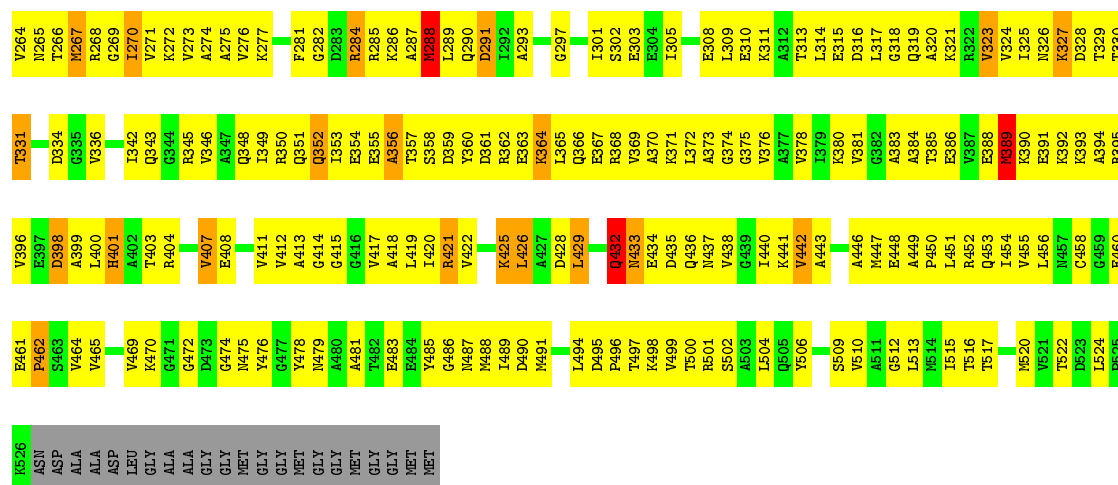


### • Molecule 1: GROEL

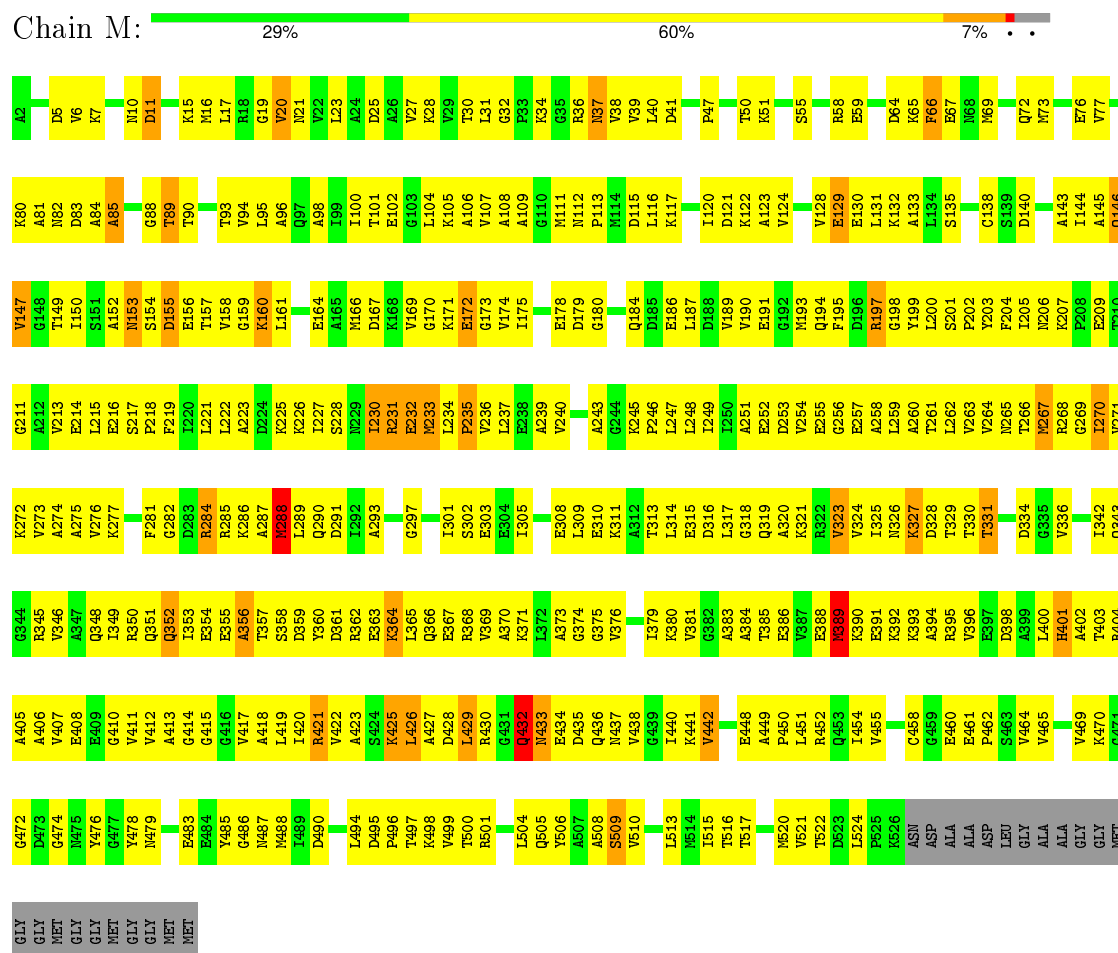
Chain L: 28% 61% 7% . .



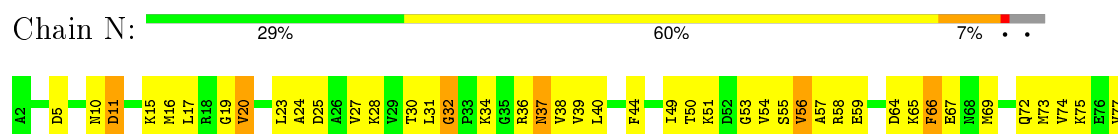




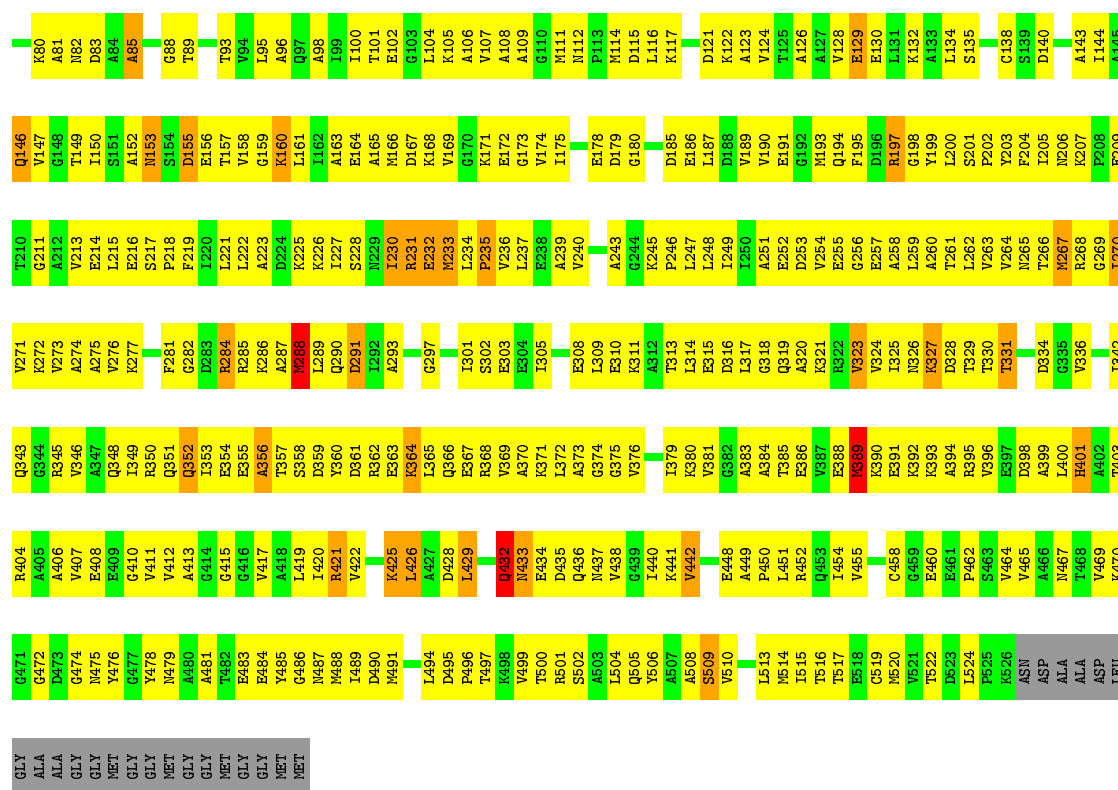
### • Molecule 1: GROEL



### • Molecule 1: GROEL

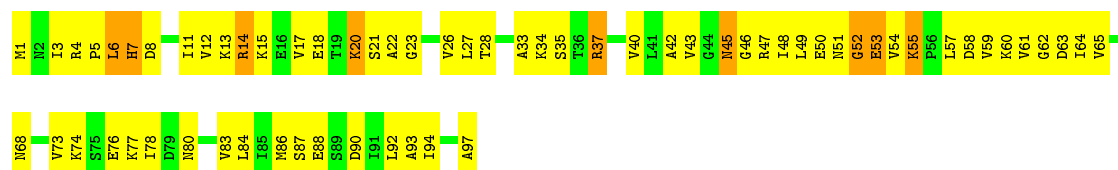






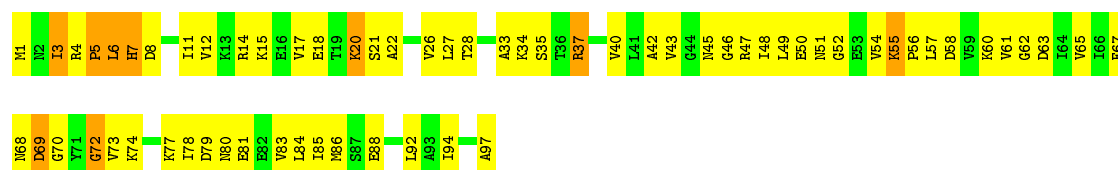
## • Molecule 2: GROES

Chain O: 33% 58% 9%



## • Molecule 2: GROES

Chain P: 34% 57% 9%

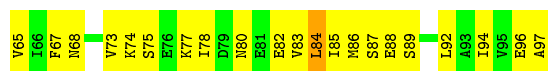






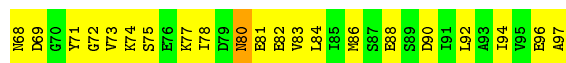

- Molecule 2: GROES

Chain R: 27% 61% 12%



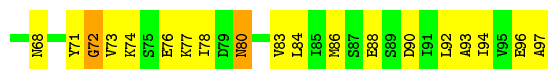
- Molecule 2: GROES

Chain S: 32% 60% 8%



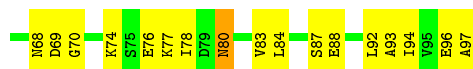
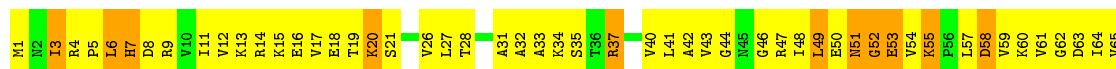
- Molecule 2: GROES

Chain T: 31% 56% 13%



- Molecule 2: GROES

Chain U: 29% 59% 12%





## 4 Experimental information

Property	Value	Source
Reconstruction method	SINGLE PARTICLE	Depositor
Imposed symmetry	POINT, Not provided	Depositor
Number of images	Not provided	Depositor
Resolution determination method	Not provided	Depositor
CTF correction method	CLASS AVERAGES	Depositor
Microscope	FEI TECNAI F20	Depositor
Voltage (kV)	200	Depositor
Electron dose ( $e^-/\text{\AA}^2$ )	Not provided	Depositor
Minimum defocus (nm)	Not provided	Depositor
Maximum defocus (nm)	Not provided	Depositor
Magnification	50000	Depositor
Image detector	KODAK SO-163 FILM	Depositor



## 5 Model quality [i](#)

### 5.1 Standard geometry [i](#)

The Z score for a bond length (or angle) is the number of standard deviations the observed value is removed from the expected value. A bond length (or angle) with  $|Z| > 5$  is considered an outlier worth inspection. RMSZ is the root-mean-square of all Z scores of the bond lengths (or angles).

Mol	Chain	Bond lengths		Bond angles	
		RMSZ	# Z  >2	RMSZ	# Z  >2
1	A	0.52	0/3836	0.76	0/5188
1	B	0.52	0/3836	0.75	0/5188
1	C	0.52	0/3836	0.74	0/5188
1	D	0.53	0/3836	0.74	0/5188
1	E	0.52	0/3836	0.76	0/5188
1	F	0.53	0/3836	0.75	0/5188
1	G	0.53	0/3836	0.75	0/5188
1	H	0.48	0/3876	0.73	0/5232
1	I	0.49	0/3876	0.72	0/5232
1	J	0.48	0/3876	0.72	0/5232
1	K	0.48	0/3876	0.72	0/5232
1	L	0.47	0/3876	0.72	0/5232
1	M	0.48	0/3876	0.72	0/5232
1	N	0.48	0/3876	0.72	0/5232
2	O	0.39	0/729	0.68	0/980
2	P	0.36	0/729	0.68	0/980
2	Q	0.37	0/729	0.69	0/980
2	R	0.39	0/729	0.69	0/980
2	S	0.37	0/729	0.69	0/980
2	T	0.39	0/729	0.69	0/980
2	U	0.36	0/729	0.68	0/980
All	All	0.49	0/59087	0.73	0/79800

There are no bond length outliers.

There are no bond angle outliers.

There are no chirality outliers.

There are no planarity outliers.

### 5.2 Too-close contacts [i](#)

In the following table, the Non-H and H(model) columns list the number of non-hydrogen atoms and hydrogen atoms in the chain respectively. The H(added) column lists the number of hydrogen



atoms added and optimized by MolProbity. The Clashes column lists the number of clashes within the asymmetric unit, whereas Symm-Clashes lists symmetry related clashes.

Mol	Chain	Non-H	H(model)	H(added)	Clashes	Symm-Clashes
1	A	3809	0	3890	559	0
1	B	3809	0	3890	514	0
1	C	3809	0	3890	524	0
1	D	3809	0	3890	530	0
1	E	3809	0	3890	542	0
1	F	3809	0	3890	542	0
1	G	3809	0	3890	528	0
1	H	3850	0	3959	527	0
1	I	3850	0	3959	528	0
1	J	3850	0	3958	512	0
1	K	3850	0	3960	531	0
1	L	3850	0	3961	564	0
1	M	3850	0	3960	538	0
1	N	3850	0	3960	518	0
2	O	725	0	755	119	0
2	P	725	0	755	98	0
2	Q	725	0	755	103	0
2	R	725	0	755	107	0
2	S	725	0	755	100	0
2	T	725	0	755	109	0
2	U	725	0	755	102	0
All	All	58688	0	60232	7994	0

The all-atom clashscore is defined as the number of clashes found per 1000 atoms (including hydrogen atoms). The all-atom clashscore for this structure is 67.

All (7994) close contacts within the same asymmetric unit are listed below, sorted by their clash magnitude.

Atom-1	Atom-2	Interatomic distance (Å)	Clash overlap (Å)
1:L:191:GLU:CB	1:L:342:ILE:HG21	1.14	1.61
1:I:191:GLU:CG	1:I:342:ILE:HG22	1.26	1.59
1:I:191:GLU:CB	1:I:342:ILE:CG2	1.77	1.58
1:J:174:VAL:HG21	1:J:371:LYS:CD	1.38	1.53
1:H:373:ALA:N	1:H:375:GLY:HA2	1.25	1.50
1:L:373:ALA:C	1:L:375:GLY:HA3	1.20	1.49
1:I:191:GLU:HB2	1:I:342:ILE:CG2	1.36	1.43
1:L:191:GLU:HB3	1:L:342:ILE:CG2	1.49	1.42
1:K:372:LEU:C	1:K:375:GLY:HA2	1.36	1.42
1:M:191:GLU:CA	1:M:373:ALA:HA	1.50	1.41

*Continued on next page...*



*Continued from previous page...*

Atom-1	Atom-2	Interatomic distance (Å)	Clash overlap (Å)
1:L:191:GLU:CG	1:L:342:ILE:CG2	1.96	1.41
1:L:384:ALA:O	1:M:281:PHE:CE2	1.74	1.41
1:L:373:ALA:C	1:L:375:GLY:CA	1.90	1.40
1:J:174:VAL:CG2	1:J:371:LYS:HD3	1.50	1.39
1:M:191:GLU:HA	1:M:373:ALA:CA	1.52	1.37
1:L:371:LYS:O	1:L:376:VAL:HG23	1.21	1.35
1:J:191:GLU:OE2	1:J:346:VAL:CG2	1.71	1.35
1:N:373:ALA:N	1:N:375:GLY:HA2	1.02	1.34
1:N:373:ALA:N	1:N:375:GLY:CA	1.90	1.33
1:M:371:LYS:O	1:M:376:VAL:HG23	1.20	1.31
1:N:190:VAL:N	1:N:373:ALA:O	1.65	1.29
1:M:371:LYS:O	1:M:376:VAL:CG2	1.77	1.29
1:L:373:ALA:N	1:L:375:GLY:HA2	1.47	1.29
1:K:373:ALA:N	1:K:375:GLY:CA	1.94	1.28
1:K:371:LYS:O	1:K:376:VAL:CG2	1.79	1.28
1:H:373:ALA:N	1:H:375:GLY:CA	1.97	1.27
1:L:191:GLU:HG2	1:L:343:GLN:NE2	1.44	1.27
1:L:191:GLU:CG	1:L:342:ILE:HG22	1.58	1.26
1:J:191:GLU:CD	1:J:346:VAL:CG2	2.04	1.25
1:M:191:GLU:HG2	1:M:343:GLN:NE2	1.52	1.24
1:M:373:ALA:C	1:M:375:GLY:CA	2.06	1.23
1:J:191:GLU:OE2	1:J:346:VAL:HG21	1.09	1.23
1:M:373:ALA:N	1:M:375:GLY:HA2	1.54	1.22
1:L:191:GLU:HG3	1:L:342:ILE:CG2	1.63	1.22
1:L:191:GLU:CB	1:L:342:ILE:CG2	1.98	1.21
1:M:191:GLU:CB	1:M:342:ILE:CG2	2.19	1.21
1:M:384:ALA:O	1:N:281:PHE:CE2	1.94	1.21
1:L:370:ALA:O	1:L:375:GLY:N	1.74	1.21
1:M:373:ALA:CA	1:M:375:GLY:HA2	1.72	1.20
1:I:373:ALA:N	1:I:375:GLY:HA2	1.55	1.19
1:J:191:GLU:C	1:J:372:LEU:O	1.80	1.19
1:K:370:ALA:CA	1:K:374:GLY:O	1.84	1.19
1:I:191:GLU:N	1:I:373:ALA:HA	1.58	1.18
1:F:322:ARG:HB3	1:F:333:ILE:HD12	1.24	1.18
1:H:190:VAL:O	1:H:373:ALA:C	1.83	1.17
1:G:233:MET:HA	1:G:310:GLU:HG3	1.20	1.17
1:K:384:ALA:O	1:L:281:PHE:CD2	1.97	1.17
1:K:373:ALA:N	1:K:375:GLY:HA2	1.53	1.16
1:M:191:GLU:HB3	1:M:342:ILE:CG2	1.72	1.16
1:H:190:VAL:N	1:H:373:ALA:O	1.78	1.15
1:L:191:GLU:CD	1:L:342:ILE:HG22	1.67	1.14

*Continued on next page...*



*Continued from previous page...*

Atom-1	Atom-2	Interatomic distance (Å)	Clash overlap (Å)
1:B:228:SER:HA	1:B:255:GLU:HB2	1.27	1.13
1:L:373:ALA:N	1:L:375:GLY:CA	2.11	1.12
1:D:214:GLU:HB3	1:D:322:ARG:HD3	1.30	1.12
1:K:193:MET:HA	1:K:376:VAL:HG21	1.23	1.11
1:K:174:VAL:CG2	1:K:371:LYS:HD3	1.78	1.11
1:I:230:ILE:HG13	1:I:258:ALA:HA	1.32	1.11
1:K:230:ILE:HG13	1:K:258:ALA:HA	1.32	1.11
1:H:230:ILE:HG13	1:H:258:ALA:HA	1.32	1.11
1:I:191:GLU:CA	1:I:373:ALA:HA	1.81	1.11
2:O:55:LYS:H	2:O:55:LYS:HE2	1.15	1.11
1:M:191:GLU:HB2	1:M:342:ILE:HG21	1.33	1.10
1:K:384:ALA:O	1:L:281:PHE:CE2	2.05	1.10
1:F:233:MET:HA	1:F:310:GLU:HG3	1.33	1.10
1:N:174:VAL:HG21	1:N:371:LYS:HD3	1.11	1.10
1:G:214:GLU:HB3	1:G:322:ARG:HD3	1.34	1.10
1:A:233:MET:HA	1:A:310:GLU:HG3	1.31	1.10
1:H:174:VAL:HG21	1:H:371:LYS:HD3	1.11	1.10
1:K:174:VAL:HG21	1:K:371:LYS:CD	1.80	1.10
2:Q:55:LYS:HE2	2:Q:55:LYS:H	1.14	1.10
1:J:230:ILE:HG13	1:J:258:ALA:HA	1.32	1.10
1:L:230:ILE:HG13	1:L:258:ALA:HA	1.32	1.10
1:N:230:ILE:HG13	1:N:258:ALA:HA	1.32	1.10
1:C:233:MET:HA	1:C:310:GLU:HG3	1.29	1.10
1:A:228:SER:HA	1:A:255:GLU:HB2	1.29	1.09
1:N:190:VAL:O	1:N:373:ALA:C	1.90	1.09
1:I:191:GLU:HA	1:I:373:ALA:CA	1.83	1.09
1:I:191:GLU:HG3	1:I:342:ILE:CG2	1.80	1.09
1:G:18:ARG:HB3	1:G:18:ARG:HH11	1.15	1.09
1:M:230:ILE:HG13	1:M:258:ALA:HA	1.32	1.09
1:D:305:ILE:HG22	1:D:306:GLY:H	1.10	1.09
1:H:308:GLU:HB3	1:H:311:LYS:HD3	1.35	1.08
1:M:191:GLU:CB	1:M:342:ILE:HG21	1.80	1.08
1:B:18:ARG:HB3	1:B:18:ARG:HH11	1.14	1.08
1:K:308:GLU:HB3	1:K:311:LYS:HD3	1.35	1.08
1:C:18:ARG:HB3	1:C:18:ARG:HH11	1.02	1.08
1:K:371:LYS:O	1:K:376:VAL:HG23	0.91	1.08
1:N:373:ALA:H	1:N:375:GLY:CA	1.55	1.07
2:U:55:LYS:H	2:U:55:LYS:HE2	1.11	1.07
1:C:322:ARG:HB3	1:C:333:ILE:HD12	1.37	1.07
1:I:174:VAL:HG21	1:I:371:LYS:HD3	1.17	1.07
1:I:191:GLU:HA	1:I:373:ALA:N	1.60	1.07

*Continued on next page...*



*Continued from previous page...*

Atom-1	Atom-2	Interatomic distance (Å)	Clash overlap (Å)
1:M:373:ALA:C	1:M:375:GLY:HA2	1.70	1.07
1:K:372:LEU:CA	1:K:375:GLY:HA2	1.85	1.07
1:I:190:VAL:N	1:I:373:ALA:O	1.88	1.06
1:F:228:SER:HA	1:F:255:GLU:HB2	1.32	1.06
1:B:214:GLU:HB3	1:B:322:ARG:HD3	1.32	1.06
1:I:191:GLU:CB	1:I:342:ILE:HG22	1.54	1.06
1:L:191:GLU:OE1	1:L:342:ILE:HG22	1.55	1.06
1:I:308:GLU:HB3	1:I:311:LYS:HD3	1.35	1.06
1:L:308:GLU:HB3	1:L:311:LYS:HD3	1.35	1.06
1:E:18:ARG:HH11	1:E:18:ARG:HB3	1.16	1.06
1:L:372:LEU:C	1:L:375:GLY:HA2	1.75	1.06
1:N:308:GLU:HB3	1:N:311:LYS:HD3	1.35	1.06
1:B:233:MET:HA	1:B:310:GLU:HG3	1.30	1.05
1:L:191:GLU:CG	1:L:342:ILE:HG21	1.69	1.05
1:K:191:GLU:HB2	1:K:342:ILE:HD13	1.36	1.05
1:M:191:GLU:CB	1:M:342:ILE:HG22	1.86	1.05
1:F:296:THR:HG22	1:F:335:GLY:HA3	1.39	1.05
1:J:232:GLU:HB3	1:J:309:LEU:HB2	1.38	1.05
1:H:232:GLU:HB3	1:H:309:LEU:HB2	1.38	1.05
1:I:232:GLU:HB3	1:I:309:LEU:HB2	1.38	1.05
1:E:296:THR:HG22	1:E:335:GLY:HA3	1.35	1.05
1:E:228:SER:HA	1:E:255:GLU:HB2	1.33	1.04
1:H:230:ILE:HD12	1:H:230:ILE:H	1.21	1.04
1:N:232:GLU:HB3	1:N:309:LEU:HB2	1.38	1.04
1:J:308:GLU:HB3	1:J:311:LYS:HD3	1.35	1.04
1:M:308:GLU:HB3	1:M:311:LYS:HD3	1.35	1.04
1:L:373:ALA:CA	1:L:375:GLY:CA	2.35	1.03
1:N:373:ALA:HB3	1:N:375:GLY:HA3	1.40	1.03
1:G:322:ARG:HB3	1:G:333:ILE:HD12	1.37	1.03
1:A:18:ARG:HH11	1:A:18:ARG:HB3	1.18	1.03
1:K:230:ILE:H	1:K:230:ILE:HD12	1.21	1.03
1:K:232:GLU:HB3	1:K:309:LEU:HB2	1.38	1.03
1:I:191:GLU:HB3	1:I:342:ILE:CG2	1.84	1.03
1:N:191:GLU:N	1:N:373:ALA:HA	1.73	1.03
1:N:230:ILE:H	1:N:230:ILE:HD12	1.21	1.03
1:E:322:ARG:HB3	1:E:333:ILE:HD12	1.39	1.03
1:D:18:ARG:HH11	1:D:18:ARG:HB3	1.14	1.03
1:I:230:ILE:H	1:I:230:ILE:HD12	1.21	1.02
2:U:47:ARG:HD3	2:U:49:LEU:HD12	1.40	1.02
1:F:18:ARG:HB3	1:F:18:ARG:HH11	1.19	1.02
1:L:191:GLU:C	1:L:372:LEU:O	1.98	1.02

*Continued on next page...*



*Continued from previous page...*

Atom-1	Atom-2	Interatomic distance (Å)	Clash overlap (Å)
1:M:370:ALA:HA	1:M:374:GLY:C	1.80	1.02
1:D:322:ARG:HB3	1:D:333:ILE:HD12	1.40	1.02
1:N:373:ALA:CA	1:N:375:GLY:CA	2.37	1.02
1:L:230:ILE:HD12	1:L:230:ILE:H	1.21	1.02
1:D:233:MET:HA	1:D:310:GLU:HG3	1.42	1.02
1:C:228:SER:HA	1:C:255:GLU:HB2	1.41	1.02
1:N:190:VAL:C	1:N:373:ALA:HA	1.81	1.01
1:M:232:GLU:HB3	1:M:309:LEU:HB2	1.38	1.01
1:J:191:GLU:OE1	1:J:346:VAL:CG2	2.07	1.01
1:B:322:ARG:HB3	1:B:333:ILE:HD12	1.40	1.01
1:N:174:VAL:HG21	1:N:371:LYS:CD	1.89	1.01
1:J:230:ILE:HD12	1:J:230:ILE:H	1.21	1.01
1:L:232:GLU:HB3	1:L:309:LEU:HB2	1.38	1.01
1:G:305:ILE:HG22	1:G:306:GLY:H	1.26	1.01
2:Q:47:ARG:HD3	2:Q:49:LEU:HD12	1.42	1.01
1:A:265:ASN:HA	1:A:270:ILE:HD12	1.40	1.01
1:G:239:ALA:HB1	1:G:314:LEU:HD23	1.43	1.00
1:N:223:ALA:HB3	1:N:251:ALA:HB2	1.43	1.00
1:H:372:LEU:C	1:H:375:GLY:HA2	1.81	1.00
1:M:230:ILE:H	1:M:230:ILE:HD12	1.21	1.00
1:K:223:ALA:HB3	1:K:251:ALA:HB2	1.43	1.00
1:H:223:ALA:HB3	1:H:251:ALA:HB2	1.43	1.00
1:L:16:MET:O	1:L:20:VAL:HG12	1.60	1.00
1:H:373:ALA:H	1:H:375:GLY:CA	1.66	1.00
1:M:191:GLU:HG2	1:M:343:GLN:HE22	1.27	1.00
1:E:214:GLU:HB3	1:E:322:ARG:HD3	1.44	1.00
1:A:322:ARG:HB3	1:A:333:ILE:HD12	1.43	1.00
1:L:223:ALA:HB3	1:L:251:ALA:HB2	1.43	1.00
1:M:223:ALA:HB3	1:M:251:ALA:HB2	1.43	0.99
1:J:191:GLU:CD	1:J:346:VAL:HG23	1.82	0.99
1:K:372:LEU:C	1:K:375:GLY:CA	2.26	0.99
1:M:191:GLU:CG	1:M:342:ILE:HG22	1.92	0.99
1:G:33:PRO:HA	1:G:153:ASN:HD21	1.27	0.99
1:L:314:LEU:HD12	1:L:314:LEU:H	1.28	0.99
1:N:65:LYS:O	1:N:66:PHE:HB2	1.61	0.99
1:B:322:ARG:HG2	1:B:323:VAL:H	1.27	0.98
2:U:55:LYS:H	2:U:55:LYS:CE	1.75	0.98
1:M:314:LEU:H	1:M:314:LEU:HD12	1.28	0.98
1:L:191:GLU:CG	1:L:343:GLN:NE2	2.26	0.98
1:K:373:ALA:N	1:K:375:GLY:HA3	1.76	0.98
1:G:228:SER:HA	1:G:255:GLU:HB2	1.45	0.98

*Continued on next page...*



*Continued from previous page...*

Atom-1	Atom-2	Interatomic distance (Å)	Clash overlap (Å)
1:H:314:LEU:HD12	1:H:314:LEU:H	1.28	0.98
1:J:223:ALA:HB3	1:J:251:ALA:HB2	1.43	0.98
1:D:207:LYS:HB3	1:D:208:PRO:HD3	1.42	0.98
1:I:191:GLU:CB	1:I:342:ILE:HG23	1.90	0.98
1:J:191:GLU:CA	1:J:372:LEU:O	2.11	0.98
1:J:314:LEU:H	1:J:314:LEU:HD12	1.28	0.98
1:N:426:LEU:H	1:N:426:LEU:HD23	1.28	0.98
1:M:373:ALA:C	1:M:375:GLY:HA3	1.81	0.97
1:L:149:THR:HG23	1:L:159:GLY:HA3	1.46	0.97
1:A:346:VAL:HG12	1:A:350:ARG:HH22	1.29	0.97
1:N:314:LEU:H	1:N:314:LEU:HD12	1.28	0.97
1:K:166:MET:HE2	1:K:171:LYS:HA	1.46	0.97
1:I:223:ALA:HB3	1:I:251:ALA:HB2	1.43	0.97
2:R:17:VAL:HG21	2:R:34:LYS:HD2	1.46	0.97
1:L:371:LYS:O	1:L:376:VAL:CG2	2.11	0.97
1:N:373:ALA:CB	1:N:375:GLY:HA3	1.95	0.97
1:M:426:LEU:H	1:M:426:LEU:HD23	1.30	0.96
1:F:33:PRO:HA	1:F:153:ASN:HD21	1.30	0.96
1:B:33:PRO:HA	1:B:153:ASN:HD21	1.28	0.96
1:B:199:TYR:HA	1:B:276:VAL:HG12	1.46	0.96
1:N:190:VAL:O	1:N:372:LEU:O	1.82	0.96
1:C:18:ARG:HB3	1:C:18:ARG:NH1	1.79	0.96
1:J:426:LEU:HD23	1:J:426:LEU:H	1.30	0.96
1:N:373:ALA:CA	1:N:375:GLY:HA3	1.94	0.96
1:K:314:LEU:H	1:K:314:LEU:HD12	1.28	0.96
1:F:214:GLU:HB3	1:F:322:ARG:HD3	1.42	0.96
1:A:207:LYS:HB3	1:A:208:PRO:HD3	1.47	0.96
1:D:277:LYS:HD3	1:D:285:ARG:HH22	1.31	0.96
1:M:191:GLU:CG	1:M:343:GLN:NE2	2.28	0.96
1:H:174:VAL:HG21	1:H:371:LYS:CD	1.95	0.96
1:I:191:GLU:CG	1:I:342:ILE:CG2	2.16	0.95
1:H:381:VAL:HG21	1:H:393:LYS:HA	1.48	0.95
1:I:314:LEU:H	1:I:314:LEU:HD12	1.28	0.95
1:B:452:ARG:HB2	1:B:462:PRO:HB3	1.49	0.95
1:J:169:VAL:CG2	1:J:370:ALA:HB1	1.95	0.95
2:R:55:LYS:HE2	2:R:55:LYS:H	1.30	0.95
2:Q:55:LYS:H	2:Q:55:LYS:CE	1.78	0.95
2:O:17:VAL:HG21	2:O:34:LYS:HD2	1.48	0.95
1:K:174:VAL:HG21	1:K:371:LYS:HD3	0.97	0.95
1:E:207:LYS:HB3	1:E:208:PRO:HD3	1.43	0.95
1:F:322:ARG:HG2	1:F:323:VAL:H	1.29	0.94

*Continued on next page...*



*Continued from previous page...*

Atom-1	Atom-2	Interatomic distance (Å)	Clash overlap (Å)
1:I:174:VAL:HG21	1:I:371:LYS:CD	1.97	0.94
1:H:384:ALA:O	1:I:281:PHE:CE2	2.20	0.94
1:I:65:LYS:O	1:I:66:PHE:HB2	1.65	0.94
1:K:58:ARG:HD3	1:K:209:GLU:OE1	1.66	0.94
1:G:322:ARG:HG2	1:G:323:VAL:H	1.31	0.94
1:J:191:GLU:OE1	1:J:346:VAL:HG22	1.67	0.94
1:E:273:VAL:HG12	1:E:274:ALA:H	1.29	0.94
1:F:207:LYS:HB3	1:F:208:PRO:HD3	1.50	0.94
1:L:191:GLU:HB2	1:L:342:ILE:HG21	1.43	0.94
1:I:191:GLU:HB3	1:I:372:LEU:HG	1.47	0.94
1:M:449:ALA:HB3	1:M:450:PRO:HD3	1.49	0.94
1:G:291:ASP:HB3	1:G:345:ARG:HH21	1.30	0.94
1:C:207:LYS:HB3	1:C:208:PRO:HD3	1.46	0.94
1:K:426:LEU:H	1:K:426:LEU:HD23	1.30	0.94
1:J:69:MET:HE1	1:J:522:THR:HB	1.50	0.94
1:I:190:VAL:O	1:I:373:ALA:C	2.06	0.93
2:S:78:ILE:HD13	2:S:83:VAL:HG21	1.51	0.93
1:M:166:MET:HE2	1:M:171:LYS:HA	1.47	0.93
1:H:433:ASN:HB3	1:H:436:GLN:HG3	1.50	0.93
1:A:237:LEU:HD22	2:O:26:VAL:HG22	1.50	0.93
1:J:69:MET:CE	1:J:522:THR:HB	1.99	0.93
1:N:373:ALA:CA	1:N:375:GLY:HA2	1.98	0.93
1:M:65:LYS:O	1:M:66:PHE:HB2	1.67	0.93
1:D:411:VAL:HG12	1:D:496:PRO:HA	1.51	0.93
1:C:245:LYS:HE2	1:C:245:LYS:HA	1.49	0.93
1:J:65:LYS:O	1:J:66:PHE:HB2	1.68	0.93
1:D:452:ARG:HB2	1:D:462:PRO:HB3	1.51	0.93
2:P:65:VAL:HG12	2:P:94:ILE:HG12	1.50	0.92
1:K:370:ALA:HA	1:K:374:GLY:O	1.12	0.92
1:D:228:SER:HA	1:D:255:GLU:HB2	1.50	0.92
1:F:360:TYR:O	1:F:364:LYS:HE2	1.69	0.92
1:K:373:ALA:C	1:K:375:GLY:HA3	1.89	0.92
1:C:305:ILE:HG22	1:C:306:GLY:H	1.34	0.92
1:L:373:ALA:CA	1:L:375:GLY:HA2	1.98	0.92
1:E:346:VAL:HG12	1:E:350:ARG:HH22	1.31	0.92
1:I:449:ALA:HB3	1:I:450:PRO:HD3	1.49	0.92
1:K:191:GLU:CA	1:K:372:LEU:O	2.18	0.92
1:J:190:VAL:N	1:J:373:ALA:O	2.01	0.92
1:H:191:GLU:N	1:H:373:ALA:HA	1.83	0.92
1:N:191:GLU:CA	1:N:373:ALA:HA	1.99	0.92
2:O:55:LYS:H	2:O:55:LYS:CE	1.83	0.92

*Continued on next page...*



*Continued from previous page...*

Atom-1	Atom-2	Interatomic distance (Å)	Clash overlap (Å)
1:C:452:ARG:HB2	1:C:462:PRO:HB3	1.51	0.92
1:B:245:LYS:HA	1:B:245:LYS:HE2	1.47	0.92
1:F:452:ARG:HB2	1:F:462:PRO:HB3	1.49	0.92
1:I:16:MET:O	1:I:20:VAL:HG12	1.70	0.92
1:A:305:ILE:HG22	1:A:306:GLY:H	1.35	0.92
2:O:47:ARG:HD3	2:O:49:LEU:HD12	1.51	0.92
1:G:199:TYR:HA	1:G:276:VAL:HG12	1.50	0.92
2:T:55:LYS:H	2:T:55:LYS:CE	1.82	0.92
1:B:305:ILE:HG22	1:B:306:GLY:H	1.36	0.91
1:A:245:LYS:HE2	1:A:245:LYS:HA	1.50	0.91
1:J:58:ARG:HD3	1:J:209:GLU:OE1	1.71	0.91
1:N:191:GLU:HG3	1:N:343:GLN:N	1.86	0.91
1:A:223:ALA:HB3	1:A:251:ALA:HB2	1.53	0.91
1:L:426:LEU:H	1:L:426:LEU:HD23	1.33	0.91
1:K:143:ALA:O	1:K:146:GLN:HB3	1.71	0.91
1:D:74:VAL:O	1:D:77:VAL:HG13	1.71	0.91
1:N:373:ALA:C	1:N:376:VAL:H	1.73	0.90
1:D:350:ARG:HD3	1:D:353:ILE:HD12	1.53	0.90
1:I:373:ALA:N	1:I:375:GLY:CA	2.33	0.90
1:H:373:ALA:H	1:H:375:GLY:HA2	1.12	0.90
1:H:436:GLN:O	1:H:440:ILE:HG13	1.72	0.90
1:L:191:GLU:HG2	1:L:343:GLN:HE22	1.25	0.90
1:F:314:LEU:HD12	1:F:315:GLU:N	1.86	0.90
2:R:14:ARG:HD3	2:R:35:SER:HB3	1.53	0.90
1:K:191:GLU:C	1:K:372:LEU:O	2.08	0.90
1:D:215:LEU:HB3	1:D:246:PRO:HB2	1.54	0.90
2:U:65:VAL:HG12	2:U:94:ILE:HG12	1.51	0.90
1:I:69:MET:CE	1:I:522:THR:HB	2.01	0.90
1:M:373:ALA:CA	1:M:375:GLY:CA	2.47	0.90
1:N:381:VAL:HG21	1:N:393:LYS:HA	1.53	0.90
1:G:487:ASN:O	1:G:491:MET:HG3	1.69	0.90
1:I:373:ALA:H	1:I:375:GLY:HA2	1.29	0.90
1:G:349:ILE:HA	1:G:352:GLN:NE2	1.87	0.90
1:J:449:ALA:HB3	1:J:450:PRO:HD3	1.54	0.90
1:H:190:VAL:O	1:H:372:LEU:O	1.89	0.89
1:K:65:LYS:O	1:K:66:PHE:HB2	1.71	0.89
1:H:65:LYS:O	1:H:66:PHE:HB2	1.70	0.89
1:M:190:VAL:C	1:M:373:ALA:O	2.10	0.89
1:M:191:GLU:HG3	1:M:342:ILE:HG22	1.51	0.89
1:L:69:MET:CE	1:L:522:THR:HB	2.03	0.89
1:G:207:LYS:HB3	1:G:208:PRO:HD3	1.52	0.89

*Continued on next page...*



*Continued from previous page...*

Atom-1	Atom-2	Interatomic distance (Å)	Clash overlap (Å)
1:I:190:VAL:O	1:I:372:LEU:O	1.89	0.89
1:D:245:LYS:HA	1:D:245:LYS:HE2	1.53	0.89
1:L:157:THR:O	1:L:160:LYS:HB3	1.70	0.89
1:J:191:GLU:HG3	1:J:342:ILE:C	1.82	0.89
1:I:308:GLU:HG2	1:I:309:LEU:H	1.37	0.89
1:C:265:ASN:HA	1:C:270:ILE:HD12	1.53	0.89
1:I:190:VAL:C	1:I:373:ALA:C	2.31	0.89
1:I:191:GLU:HA	1:I:373:ALA:HA	1.45	0.89
1:E:322:ARG:HG2	1:E:323:VAL:H	1.34	0.89
1:G:256:GLY:HA2	1:G:259:LEU:HB2	1.54	0.89
2:T:55:LYS:HE2	2:T:55:LYS:H	1.36	0.89
1:N:370:ALA:HA	1:N:374:GLY:O	1.70	0.89
1:I:426:LEU:H	1:I:426:LEU:HD23	1.35	0.89
1:N:308:GLU:HG2	1:N:309:LEU:H	1.37	0.89
1:H:449:ALA:HB3	1:H:450:PRO:HD3	1.53	0.89
1:L:191:GLU:HG3	1:L:342:ILE:CB	2.03	0.89
1:M:190:VAL:O	1:M:373:ALA:C	2.11	0.89
1:N:191:GLU:HG3	1:N:342:ILE:C	1.92	0.89
1:B:18:ARG:NH1	1:B:18:ARG:HB3	1.86	0.89
1:H:308:GLU:HG2	1:H:309:LEU:H	1.37	0.88
1:C:487:ASN:O	1:C:491:MET:HG3	1.73	0.88
1:M:143:ALA:O	1:M:146:GLN:HB3	1.72	0.88
1:I:191:GLU:HB3	1:I:342:ILE:HG23	1.47	0.88
1:J:239:ALA:HB1	1:J:314:LEU:HD11	1.56	0.88
1:M:381:VAL:HG21	1:M:393:LYS:HA	1.53	0.88
1:L:370:ALA:C	1:L:375:GLY:N	2.26	0.88
1:E:349:ILE:HA	1:E:352:GLN:NE2	1.88	0.88
1:L:85:ALA:HB1	1:L:499:VAL:HG12	1.56	0.88
1:G:414:GLY:O	1:G:417:VAL:HG12	1.72	0.88
1:C:273:VAL:HG12	1:C:274:ALA:H	1.37	0.88
1:A:411:VAL:HG12	1:A:496:PRO:HA	1.56	0.88
1:K:239:ALA:HB1	1:K:314:LEU:HD11	1.56	0.88
2:P:47:ARG:HD3	2:P:49:LEU:HD12	1.55	0.88
1:H:190:VAL:C	1:H:373:ALA:HA	1.93	0.88
1:B:207:LYS:HB3	1:B:208:PRO:HD3	1.51	0.88
1:C:64:ASP:HB3	1:C:67:GLU:HB2	1.55	0.88
1:L:373:ALA:CA	1:L:375:GLY:HA3	1.99	0.87
1:M:149:THR:HG23	1:M:159:GLY:HA3	1.53	0.87
1:L:381:VAL:HG21	1:L:393:LYS:HA	1.53	0.87
1:M:191:GLU:HB3	1:M:342:ILE:HG22	1.48	0.87
1:M:308:GLU:HG2	1:M:309:LEU:H	1.37	0.87

*Continued on next page...*



*Continued from previous page...*

Atom-1	Atom-2	Interatomic distance (Å)	Clash overlap (Å)
1:G:411:VAL:HG12	1:G:496:PRO:HA	1.56	0.87
1:E:215:LEU:O	1:E:218:PRO:HD3	1.73	0.87
1:M:16:MET:O	1:M:20:VAL:HG12	1.74	0.87
2:U:78:ILE:HD13	2:U:83:VAL:HG21	1.56	0.87
1:H:143:ALA:O	1:H:146:GLN:HB3	1.73	0.87
1:K:371:LYS:C	1:K:375:GLY:C	2.33	0.87
1:D:305:ILE:HG22	1:D:306:GLY:N	1.89	0.87
1:I:239:ALA:HB1	1:I:314:LEU:HD11	1.56	0.87
1:F:245:LYS:HA	1:F:245:LYS:HE2	1.54	0.87
1:B:34:LYS:HD2	1:B:458:CYS:SG	2.14	0.87
1:K:308:GLU:HG2	1:K:309:LEU:H	1.37	0.87
1:N:239:ALA:HB1	1:N:314:LEU:HD11	1.56	0.87
1:H:191:GLU:CA	1:H:373:ALA:HA	2.04	0.87
1:L:284:ARG:HH11	1:L:284:ARG:HB2	1.40	0.87
1:H:284:ARG:HH11	1:H:284:ARG:HB2	1.40	0.87
1:D:18:ARG:HB3	1:D:18:ARG:NH1	1.90	0.87
1:K:433:ASN:HB3	1:K:436:GLN:HG3	1.56	0.87
1:L:239:ALA:HB1	1:L:314:LEU:HD11	1.56	0.87
1:M:239:ALA:HB1	1:M:314:LEU:HD11	1.56	0.87
2:R:55:LYS:CE	2:R:55:LYS:H	1.87	0.87
1:I:284:ARG:HB2	1:I:284:ARG:HH11	1.40	0.87
1:J:284:ARG:HB2	1:J:284:ARG:HH11	1.40	0.87
2:O:78:ILE:HD13	2:O:83:VAL:HG21	1.57	0.87
1:J:433:ASN:HB3	1:J:436:GLN:HG3	1.54	0.87
1:N:190:VAL:O	1:N:373:ALA:CA	2.23	0.86
1:A:219:PHE:HD1	1:A:319:GLN:HE21	1.22	0.86
1:J:16:MET:O	1:J:20:VAL:HG12	1.75	0.86
1:B:296:THR:HG22	1:B:335:GLY:HA3	1.56	0.86
1:H:166:MET:HE2	1:H:171:LYS:HA	1.56	0.86
1:N:174:VAL:CG2	1:N:371:LYS:HD3	2.02	0.86
1:E:18:ARG:NH1	1:E:18:ARG:HB3	1.89	0.86
2:S:17:VAL:HG21	2:S:34:LYS:HD2	1.57	0.86
1:D:199:TYR:HA	1:D:276:VAL:HG12	1.57	0.86
1:L:169:VAL:HG13	1:L:173:GLY:HA3	1.57	0.86
1:L:166:MET:HE2	1:L:171:LYS:HA	1.55	0.86
1:L:308:GLU:HG2	1:L:309:LEU:H	1.37	0.86
1:J:143:ALA:O	1:J:147:VAL:HG12	1.75	0.86
1:F:199:TYR:HA	1:F:276:VAL:HG12	1.57	0.86
1:N:190:VAL:CA	1:N:373:ALA:O	2.23	0.86
1:H:239:ALA:HB1	1:H:314:LEU:HD11	1.56	0.86
1:D:360:TYR:HA	1:D:363:GLU:OE1	1.76	0.86

*Continued on next page...*



*Continued from previous page...*

Atom-1	Atom-2	Interatomic distance (Å)	Clash overlap (Å)
1:N:284:ARG:HH11	1:N:284:ARG:HB2	1.40	0.86
1:J:169:VAL:CG2	1:J:370:ALA:CB	2.54	0.86
1:G:245:LYS:HA	1:G:245:LYS:HE2	1.56	0.86
1:C:234:LEU:H	1:C:234:LEU:HD12	1.41	0.86
1:F:82:ASN:ND2	1:F:86:GLY:HA2	1.90	0.86
1:C:256:GLY:HA2	1:C:259:LEU:HB2	1.56	0.85
1:A:360:TYR:HA	1:A:363:GLU:OE1	1.75	0.85
1:D:226:LYS:C	1:D:227:ILE:HD12	1.96	0.85
1:E:131:LEU:CD2	1:E:422:VAL:HG11	2.06	0.85
1:D:273:VAL:HG12	1:D:274:ALA:H	1.41	0.85
1:M:434:GLU:HA	1:M:437:ASN:ND2	1.91	0.85
1:B:265:ASN:HA	1:B:270:ILE:HD12	1.58	0.85
1:J:308:GLU:HG2	1:J:309:LEU:H	1.37	0.85
1:M:284:ARG:HB2	1:M:284:ARG:HH11	1.40	0.85
1:D:349:ILE:HA	1:D:352:GLN:NE2	1.90	0.85
1:B:411:VAL:HG12	1:B:496:PRO:HA	1.58	0.85
1:M:169:VAL:HG13	1:M:173:GLY:HA3	1.58	0.85
1:K:149:THR:HG23	1:K:159:GLY:HA3	1.55	0.85
1:E:417:VAL:O	1:E:420:ILE:HG22	1.77	0.85
1:E:215:LEU:HB3	1:E:246:PRO:HB2	1.57	0.85
1:B:74:VAL:O	1:B:77:VAL:HG13	1.76	0.85
1:K:449:ALA:HB3	1:K:450:PRO:HD3	1.58	0.85
1:I:190:VAL:CA	1:I:373:ALA:O	2.25	0.85
1:G:64:ASP:HB3	1:G:67:GLU:HB2	1.59	0.85
1:C:322:ARG:HG2	1:C:323:VAL:H	1.41	0.85
2:P:55:LYS:CE	2:P:55:LYS:H	1.89	0.85
1:N:434:GLU:HA	1:N:437:ASN:ND2	1.92	0.85
1:F:18:ARG:NH1	1:F:18:ARG:HB3	1.92	0.85
1:C:34:LYS:HD2	1:C:458:CYS:SG	2.16	0.85
1:E:33:PRO:HA	1:E:153:ASN:HD21	1.42	0.85
1:I:381:VAL:HG21	1:I:393:LYS:HA	1.56	0.84
1:L:249:ILE:HB	1:L:275:ALA:CB	2.07	0.84
2:S:14:ARG:HG2	2:S:15:LYS:H	1.40	0.84
1:L:191:GLU:HB3	1:L:342:ILE:HG21	0.86	0.84
1:B:417:VAL:O	1:B:420:ILE:HG22	1.77	0.84
1:C:33:PRO:HA	1:C:153:ASN:HD21	1.42	0.84
1:D:265:ASN:HA	1:D:270:ILE:HD12	1.57	0.84
1:E:452:ARG:HB2	1:E:462:PRO:HB3	1.59	0.84
1:G:452:ARG:HB2	1:G:462:PRO:HB3	1.59	0.84
1:H:191:GLU:HA	1:H:373:ALA:HA	1.59	0.84
1:N:190:VAL:C	1:N:373:ALA:CA	2.45	0.84

*Continued on next page...*



*Continued from previous page...*

Atom-1	Atom-2	Interatomic distance (Å)	Clash overlap (Å)
1:N:314:LEU:HA	1:N:317:LEU:HD13	1.59	0.84
1:H:314:LEU:HA	1:H:317:LEU:HD13	1.59	0.84
1:I:249:ILE:HB	1:I:275:ALA:CB	2.07	0.84
2:T:47:ARG:HD3	2:T:49:LEU:HD12	1.60	0.84
1:J:381:VAL:HG21	1:J:393:LYS:HA	1.60	0.84
1:I:254:VAL:HG12	1:I:259:LEU:HB2	1.59	0.84
1:G:18:ARG:HB3	1:G:18:ARG:NH1	1.92	0.84
1:C:249:ILE:HB	1:C:275:ALA:CB	2.07	0.84
1:I:169:VAL:HG13	1:I:173:GLY:HA3	1.58	0.84
1:D:234:LEU:HD12	1:D:234:LEU:H	1.40	0.84
1:D:233:MET:C	1:D:235:PRO:HD2	1.97	0.84
1:N:249:ILE:HB	1:N:275:ALA:CB	2.07	0.84
1:N:449:ALA:HB3	1:N:450:PRO:HD3	1.58	0.84
1:G:273:VAL:HG12	1:G:274:ALA:H	1.40	0.84
1:J:254:VAL:HG12	1:J:259:LEU:HB2	1.59	0.84
1:H:249:ILE:HB	1:H:275:ALA:CB	2.07	0.84
1:A:215:LEU:HB3	1:A:246:PRO:HB2	1.58	0.84
1:M:249:ILE:HB	1:M:275:ALA:CB	2.07	0.84
1:F:34:LYS:HD2	1:F:458:CYS:SG	2.18	0.84
1:A:487:ASN:O	1:A:491:MET:HG3	1.78	0.84
1:L:191:GLU:CA	1:L:372:LEU:O	2.25	0.84
1:H:373:ALA:CA	1:H:375:GLY:HA3	2.06	0.84
1:N:373:ALA:C	1:N:376:VAL:N	2.31	0.84
1:K:284:ARG:HB2	1:K:284:ARG:HH11	1.40	0.84
1:E:305:ILE:HG22	1:E:306:GLY:H	1.43	0.84
1:L:373:ALA:C	1:L:375:GLY:HA2	1.91	0.84
1:K:190:VAL:O	1:K:372:LEU:O	1.96	0.84
1:K:373:ALA:CA	1:K:375:GLY:HA3	2.07	0.84
1:N:403:THR:O	1:N:407:VAL:HG23	1.76	0.84
1:I:191:GLU:HG3	1:I:342:ILE:HG22	0.86	0.83
1:M:190:VAL:O	1:M:373:ALA:O	1.95	0.83
1:E:295:LEU:O	1:E:337:GLY:HA3	1.78	0.83
1:L:65:LYS:O	1:L:66:PHE:HB2	1.75	0.83
2:S:14:ARG:HD3	2:S:35:SER:HB3	1.58	0.83
1:A:82:ASN:HD22	1:A:86:GLY:HA2	1.42	0.83
1:F:74:VAL:O	1:F:77:VAL:HG13	1.77	0.83
1:H:190:VAL:O	1:H:373:ALA:CA	2.25	0.83
1:A:266:THR:HG22	1:A:271:VAL:O	1.78	0.83
1:E:273:VAL:HG12	1:E:274:ALA:N	1.93	0.83
1:J:249:ILE:HB	1:J:275:ALA:CB	2.07	0.83
1:C:360:TYR:O	1:C:364:LYS:HE2	1.78	0.83

*Continued on next page...*



*Continued from previous page...*

Atom-1	Atom-2	Interatomic distance (Å)	Clash overlap (Å)
2:Q:11:ILE:HB	2:Q:42:ALA:HB3	1.60	0.83
1:E:314:LEU:HD12	1:E:315:GLU:N	1.92	0.83
1:D:296:THR:HG22	1:D:335:GLY:HA3	1.60	0.83
1:H:69:MET:CE	1:H:522:THR:HB	2.09	0.83
1:B:277:LYS:HD3	1:B:285:ARG:HH22	1.43	0.83
1:M:370:ALA:CA	1:M:375:GLY:N	2.42	0.83
1:M:254:VAL:HG12	1:M:259:LEU:HB2	1.59	0.83
1:F:349:ILE:O	1:F:353:ILE:HG13	1.79	0.83
1:L:359:ASP:HA	1:L:362:ARG:HH12	1.44	0.83
1:K:249:ILE:HB	1:K:275:ALA:CB	2.07	0.83
1:N:359:ASP:HA	1:N:362:ARG:HH12	1.44	0.83
2:Q:68:ASN:HD22	2:R:74:LYS:HE3	1.43	0.83
1:G:174:VAL:HG21	1:G:367:GLU:HA	1.61	0.83
1:L:254:VAL:HG12	1:L:259:LEU:HB2	1.59	0.83
1:N:254:VAL:HG12	1:N:259:LEU:HB2	1.59	0.83
1:B:360:TYR:HA	1:B:363:GLU:OE1	1.78	0.83
1:J:359:ASP:HA	1:J:362:ARG:HH12	1.44	0.83
1:E:360:TYR:HA	1:E:363:GLU:OE1	1.79	0.83
1:A:452:ARG:HB2	1:A:462:PRO:HB3	1.58	0.83
1:F:280:GLY:HA3	1:F:284:ARG:HH11	1.43	0.82
1:J:100:ILE:O	1:J:104:LEU:HB2	1.79	0.82
1:D:417:VAL:O	1:D:420:ILE:HG22	1.79	0.82
1:A:64:ASP:HB3	1:A:67:GLU:HB2	1.61	0.82
1:A:174:VAL:HG21	1:A:367:GLU:HA	1.60	0.82
2:P:55:LYS:HE2	2:P:55:LYS:H	1.44	0.82
1:E:224:ASP:HB2	1:E:303:GLU:HB3	1.59	0.82
1:H:359:ASP:HA	1:H:362:ARG:HH12	1.44	0.82
1:A:214:GLU:HB3	1:A:322:ARG:HD3	1.61	0.82
1:J:314:LEU:HA	1:J:317:LEU:HD13	1.59	0.82
1:I:314:LEU:HA	1:I:317:LEU:HD13	1.59	0.82
1:M:69:MET:CE	1:M:522:THR:HB	2.08	0.82
1:H:100:ILE:O	1:H:104:LEU:HB2	1.79	0.82
1:I:359:ASP:HA	1:I:362:ARG:HH12	1.44	0.82
1:N:372:LEU:C	1:N:375:GLY:HA2	1.98	0.82
1:H:254:VAL:HG12	1:H:259:LEU:HB2	1.59	0.82
1:F:223:ALA:HB3	1:F:251:ALA:HB2	1.61	0.82
1:A:314:LEU:HD12	1:A:315:GLU:N	1.94	0.82
1:F:33:PRO:HA	1:F:153:ASN:ND2	1.94	0.82
2:O:14:ARG:HG2	2:O:15:LYS:H	1.45	0.82
1:N:433:ASN:HB3	1:N:436:GLN:HG3	1.62	0.82
1:F:414:GLY:O	1:F:417:VAL:HG12	1.78	0.82

*Continued on next page...*



*Continued from previous page...*

Atom-1	Atom-2	Interatomic distance (Å)	Clash overlap (Å)
1:B:233:MET:C	1:B:235:PRO:HD2	1.98	0.82
1:M:314:LEU:HA	1:M:317:LEU:HD13	1.59	0.82
1:I:69:MET:HE2	1:I:522:THR:HB	1.59	0.82
1:I:433:ASN:HB3	1:I:436:GLN:HG3	1.60	0.82
1:L:384:ALA:O	1:M:281:PHE:CD2	2.31	0.82
1:K:359:ASP:HA	1:K:362:ARG:HH12	1.44	0.82
1:K:314:LEU:HA	1:K:317:LEU:HD13	1.59	0.82
1:B:33:PRO:HA	1:B:153:ASN:ND2	1.94	0.82
1:H:190:VAL:C	1:H:373:ALA:C	2.38	0.82
1:N:69:MET:CE	1:N:522:THR:HB	2.09	0.82
1:J:436:GLN:O	1:J:440:ILE:HG13	1.80	0.82
1:K:381:VAL:HG21	1:K:393:LYS:HA	1.60	0.82
1:H:149:THR:HG23	1:H:159:GLY:HA3	1.61	0.82
1:K:372:LEU:N	1:K:375:GLY:CA	2.43	0.82
1:B:349:ILE:HA	1:B:352:GLN:NE2	1.95	0.82
1:A:277:LYS:HD3	1:A:285:ARG:HH22	1.44	0.82
1:G:461:GLU:HB2	1:G:464:VAL:HB	1.60	0.82
1:M:359:ASP:HA	1:M:362:ARG:HH12	1.44	0.82
1:A:18:ARG:NH1	1:A:18:ARG:HB3	1.94	0.82
1:C:249:ILE:HB	1:C:275:ALA:HB2	1.60	0.82
1:C:199:TYR:HA	1:C:276:VAL:HG12	1.62	0.82
1:A:33:PRO:HA	1:A:153:ASN:HD21	1.45	0.82
1:K:254:VAL:HG12	1:K:259:LEU:HB2	1.59	0.81
1:K:143:ALA:O	1:K:147:VAL:HG12	1.80	0.81
1:F:82:ASN:HD22	1:F:86:GLY:HA2	1.45	0.81
1:J:174:VAL:HG21	1:J:371:LYS:CE	2.08	0.81
1:G:273:VAL:HG12	1:G:274:ALA:N	1.95	0.81
1:C:411:VAL:HG12	1:C:496:PRO:HA	1.62	0.81
2:T:65:VAL:HG12	2:T:94:ILE:HG12	1.61	0.81
2:T:17:VAL:HG21	2:T:34:LYS:HD2	1.62	0.81
1:F:411:VAL:HG12	1:F:496:PRO:HA	1.60	0.81
1:D:322:ARG:HB3	1:D:333:ILE:CD1	2.10	0.81
2:U:55:LYS:N	2:U:55:LYS:HE2	1.94	0.81
1:L:69:MET:HE1	1:L:522:THR:HB	1.61	0.81
1:L:314:LEU:HA	1:L:317:LEU:HD13	1.59	0.81
1:I:85:ALA:HB1	1:I:499:VAL:HG12	1.60	0.81
2:Q:14:ARG:HG2	2:Q:15:LYS:H	1.45	0.81
1:E:199:TYR:HA	1:E:276:VAL:HG12	1.61	0.81
1:H:143:ALA:O	1:H:147:VAL:HG12	1.81	0.81
1:E:414:GLY:O	1:E:417:VAL:HG12	1.80	0.81
1:A:74:VAL:O	1:A:77:VAL:HG13	1.80	0.81

*Continued on next page...*



*Continued from previous page...*

Atom-1	Atom-2	Interatomic distance (Å)	Clash overlap (Å)
1:F:368:ARG:HG2	1:F:372:LEU:HG	1.62	0.81
1:B:487:ASN:O	1:B:491:MET:HG3	1.80	0.81
1:G:265:ASN:HA	1:G:270:ILE:HD12	1.61	0.81
1:C:349:ILE:HA	1:C:352:GLN:NE2	1.95	0.81
1:B:107:VAL:HG13	1:B:113:PRO:HG3	1.63	0.81
1:I:191:GLU:HB2	1:I:342:ILE:HG21	0.82	0.81
1:K:69:MET:CE	1:K:522:THR:HB	2.10	0.81
1:I:436:GLN:O	1:I:440:ILE:HG13	1.80	0.81
1:I:415:GLY:H	1:I:417:VAL:HG23	1.43	0.81
1:B:215:LEU:O	1:B:218:PRO:HD3	1.79	0.81
1:C:461:GLU:HB2	1:C:464:VAL:HB	1.62	0.81
1:F:44:PHE:CD1	1:F:44:PHE:N	2.46	0.81
1:J:494:LEU:HD23	1:J:494:LEU:N	1.95	0.81
1:A:233:MET:C	1:A:235:PRO:HD2	2.02	0.81
1:N:16:MET:O	1:N:20:VAL:HG12	1.80	0.81
1:M:143:ALA:O	1:M:147:VAL:HG12	1.79	0.81
1:L:384:ALA:O	1:M:281:PHE:CZ	2.33	0.81
1:B:273:VAL:HG12	1:B:274:ALA:H	1.45	0.81
1:H:233:MET:HA	1:H:233:MET:HE2	1.61	0.81
1:E:349:ILE:O	1:E:353:ILE:HG13	1.81	0.81
2:Q:78:ILE:HD13	2:Q:83:VAL:HG21	1.63	0.81
1:C:414:GLY:O	1:C:417:VAL:HG12	1.81	0.81
1:L:191:GLU:HA	1:L:372:LEU:O	1.81	0.81
1:C:273:VAL:HG12	1:C:274:ALA:N	1.96	0.81
1:M:436:GLN:O	1:M:440:ILE:HG13	1.81	0.81
1:I:191:GLU:CB	1:I:342:ILE:HG21	1.70	0.80
1:B:278:ALA:HB1	1:B:279:PRO:CD	2.12	0.80
1:L:286:LYS:HE2	1:L:286:LYS:HA	1.64	0.80
1:L:34:LYS:HB2	1:L:458:CYS:SG	2.21	0.80
1:G:74:VAL:O	1:G:77:VAL:HG13	1.80	0.80
1:C:226:LYS:C	1:C:227:ILE:HD12	2.01	0.80
1:C:302:SER:HB2	1:C:305:ILE:HD13	1.62	0.80
1:F:346:VAL:HG12	1:F:350:ARG:HH22	1.44	0.80
1:C:111:MET:CE	1:J:434:GLU:OE2	2.29	0.80
2:Q:17:VAL:HG21	2:Q:34:LYS:HD2	1.64	0.80
1:K:286:LYS:HE2	1:K:286:LYS:HA	1.64	0.80
1:N:190:VAL:C	1:N:373:ALA:C	2.39	0.80
1:H:426:LEU:HD23	1:H:426:LEU:H	1.45	0.80
1:I:143:ALA:O	1:I:146:GLN:HB3	1.81	0.80
1:F:215:LEU:HB3	1:F:246:PRO:HB2	1.62	0.80
1:D:64:ASP:HB3	1:D:67:GLU:HB2	1.63	0.80

*Continued on next page...*



*Continued from previous page...*

Atom-1	Atom-2	Interatomic distance (Å)	Clash overlap (Å)
1:M:286:LYS:HA	1:M:286:LYS:HE2	1.64	0.80
1:A:322:ARG:HG2	1:A:323:VAL:H	1.46	0.80
1:K:436:GLN:O	1:K:440:ILE:HG13	1.81	0.80
1:C:449:ALA:HB3	1:C:450:PRO:HD3	1.64	0.80
1:E:233:MET:C	1:E:235:PRO:HD2	2.00	0.80
1:A:310:GLU:CD	1:A:310:GLU:H	1.85	0.80
1:C:278:ALA:HB1	1:C:279:PRO:CD	2.11	0.80
1:G:33:PRO:HA	1:G:153:ASN:ND2	1.95	0.80
1:H:69:MET:HE1	1:H:522:THR:HB	1.63	0.80
1:A:131:LEU:CD2	1:A:422:VAL:HG11	2.12	0.80
1:B:224:ASP:HB2	1:B:303:GLU:HB3	1.64	0.80
1:L:194:GLN:HG3	1:L:331:THR:HB	1.62	0.80
1:D:249:ILE:HB	1:D:275:ALA:HB2	1.61	0.80
1:D:273:VAL:HG12	1:D:274:ALA:N	1.95	0.80
1:J:286:LYS:HA	1:J:286:LYS:HE2	1.64	0.80
1:L:5:ASP:HB2	1:L:524:LEU:HD23	1.62	0.80
1:E:34:LYS:HD2	1:E:458:CYS:SG	2.22	0.80
2:O:65:VAL:HG12	2:O:94:ILE:HG12	1.62	0.80
1:F:64:ASP:HB3	1:F:67:GLU:HB2	1.64	0.80
1:J:85:ALA:HB1	1:J:499:VAL:HG12	1.63	0.80
1:A:82:ASN:ND2	1:A:86:GLY:HA2	1.97	0.80
1:M:194:GLN:HG3	1:M:331:THR:HB	1.62	0.80
1:A:234:LEU:HD12	1:A:234:LEU:H	1.47	0.80
1:N:266:THR:HG22	1:N:272:LYS:HA	1.63	0.80
1:D:291:ASP:OD1	1:D:292:ILE:HG13	1.81	0.80
1:M:433:ASN:HB3	1:M:436:GLN:HG3	1.62	0.80
1:D:249:ILE:HB	1:D:275:ALA:CB	2.12	0.80
1:B:314:LEU:HD12	1:B:315:GLU:N	1.97	0.80
2:S:14:ARG:HG2	2:S:15:LYS:N	1.97	0.80
1:M:284:ARG:NH1	1:M:284:ARG:HB2	1.97	0.80
1:N:286:LYS:HA	1:N:286:LYS:HE2	1.63	0.80
1:C:233:MET:C	1:C:235:PRO:HD2	2.02	0.79
1:C:281:PHE:O	1:C:285:ARG:HG2	1.83	0.79
1:N:284:ARG:NH1	1:N:284:ARG:HB2	1.97	0.79
1:N:100:ILE:O	1:N:104:LEU:HB2	1.82	0.79
1:M:385:THR:HG23	1:M:388:GLU:H	1.46	0.79
1:G:360:TYR:O	1:G:364:LYS:HE2	1.82	0.79
1:D:235:PRO:HG3	1:D:310:GLU:HB3	1.62	0.79
1:H:266:THR:HG22	1:H:272:LYS:HA	1.63	0.79
1:G:417:VAL:O	1:G:420:ILE:HG22	1.81	0.79
1:H:284:ARG:NH1	1:H:284:ARG:HB2	1.97	0.79

*Continued on next page...*



*Continued from previous page...*

Atom-1	Atom-2	Interatomic distance (Å)	Clash overlap (Å)
2:S:18:GLU:CD	2:S:33:ALA:HB3	2.02	0.79
1:H:194:GLN:HG3	1:H:331:THR:HB	1.62	0.79
1:J:169:VAL:HG13	1:J:173:GLY:HA3	1.63	0.79
1:N:85:ALA:HB1	1:N:499:VAL:HG12	1.65	0.79
1:N:194:GLN:HG3	1:N:331:THR:HB	1.62	0.79
1:K:371:LYS:O	1:K:376:VAL:N	2.15	0.79
1:M:370:ALA:CA	1:M:374:GLY:C	2.49	0.79
1:G:234:LEU:HD12	1:G:234:LEU:H	1.46	0.79
1:D:305:ILE:HD12	1:D:305:ILE:N	1.98	0.79
1:L:415:GLY:H	1:L:417:VAL:HG23	1.46	0.79
1:J:403:THR:O	1:J:407:VAL:HG23	1.81	0.79
1:H:190:VAL:CA	1:H:373:ALA:O	2.29	0.79
1:F:277:LYS:HD3	1:F:285:ARG:HH22	1.48	0.79
1:G:349:ILE:O	1:G:353:ILE:HG13	1.82	0.79
1:L:284:ARG:HB2	1:L:284:ARG:NH1	1.97	0.79
1:E:33:PRO:HA	1:E:153:ASN:ND2	1.97	0.79
1:H:286:LYS:HE2	1:H:286:LYS:HA	1.64	0.79
1:I:194:GLN:HG3	1:I:331:THR:HB	1.62	0.79
1:H:85:ALA:HB1	1:H:499:VAL:HG12	1.64	0.79
1:F:234:LEU:HD12	1:F:234:LEU:H	1.46	0.79
2:R:47:ARG:HD3	2:R:49:LEU:HD12	1.64	0.79
2:T:34:LYS:HG3	2:T:35:SER:H	1.47	0.79
1:A:417:VAL:O	1:A:420:ILE:HG22	1.82	0.79
1:E:123:ALA:HB2	1:E:440:ILE:HG23	1.65	0.79
1:B:461:GLU:HB2	1:B:464:VAL:HB	1.65	0.79
1:H:191:GLU:HA	1:H:373:ALA:N	1.97	0.79
1:K:194:GLN:HG3	1:K:331:THR:HB	1.62	0.79
1:M:371:LYS:O	1:M:376:VAL:HG21	1.79	0.79
1:A:273:VAL:HG12	1:A:274:ALA:N	1.98	0.79
1:C:18:ARG:CB	1:C:18:ARG:HH11	1.90	0.79
1:E:368:ARG:HG2	1:E:372:LEU:HG	1.63	0.79
1:E:108:ALA:HB1	1:L:109:ALA:O	1.82	0.79
1:I:284:ARG:NH1	1:I:284:ARG:HB2	1.97	0.79
1:I:286:LYS:HE2	1:I:286:LYS:HA	1.64	0.79
1:J:169:VAL:HG21	1:J:370:ALA:HB1	1.64	0.79
1:H:191:GLU:HG3	1:H:342:ILE:C	2.04	0.79
1:H:373:ALA:N	1:H:375:GLY:HA3	1.97	0.79
1:K:373:ALA:H	1:K:375:GLY:CA	1.94	0.79
1:N:191:GLU:HA	1:N:373:ALA:HA	1.65	0.79
1:C:325:ILE:HG13	1:C:330:THR:HG23	1.64	0.79
1:J:415:GLY:H	1:J:417:VAL:HG23	1.47	0.79

*Continued on next page...*



*Continued from previous page...*

Atom-1	Atom-2	Interatomic distance (Å)	Clash overlap (Å)
1:G:233:MET:C	1:G:235:PRO:HD2	2.01	0.79
1:D:215:LEU:O	1:D:218:PRO:HD3	1.82	0.79
1:A:206:ASN:CB	1:A:214:GLU:H	1.96	0.79
1:A:199:TYR:HA	1:A:276:VAL:HG12	1.65	0.79
1:L:433:ASN:HB3	1:L:436:GLN:HG3	1.64	0.79
1:A:414:GLY:O	1:A:417:VAL:HG12	1.82	0.79
1:K:96:ALA:O	1:K:100:ILE:HG13	1.82	0.79
1:J:266:THR:HG22	1:J:272:LYS:HA	1.63	0.79
1:N:143:ALA:O	1:N:146:GLN:HB3	1.83	0.79
1:K:5:ASP:HB2	1:K:524:LEU:HD23	1.63	0.79
1:E:487:ASN:O	1:E:491:MET:HG3	1.83	0.79
1:K:266:THR:HG22	1:K:272:LYS:HA	1.63	0.78
1:M:266:THR:HG22	1:M:272:LYS:HA	1.63	0.78
1:N:436:GLN:O	1:N:440:ILE:HG13	1.84	0.78
2:T:14:ARG:HD3	2:T:35:SER:HB3	1.63	0.78
1:N:166:MET:HE2	1:N:171:LYS:HA	1.64	0.78
1:J:194:GLN:HG3	1:J:331:THR:HB	1.62	0.78
1:L:230:ILE:N	1:L:230:ILE:HD12	1.99	0.78
1:M:230:ILE:N	1:M:230:ILE:HD12	1.98	0.78
1:B:414:GLY:HA2	1:B:495:ASP:OD2	1.83	0.78
1:I:190:VAL:C	1:I:373:ALA:HA	2.02	0.78
1:B:64:ASP:HB3	1:B:67:GLU:HB2	1.65	0.78
1:J:235:PRO:HG3	1:J:310:GLU:HA	1.66	0.78
2:R:14:ARG:HG2	2:R:15:LYS:H	1.48	0.78
1:J:284:ARG:HB2	1:J:284:ARG:NH1	1.97	0.78
1:K:284:ARG:HB2	1:K:284:ARG:NH1	1.97	0.78
1:B:295:LEU:O	1:B:337:GLY:HA3	1.83	0.78
1:A:20:VAL:HG13	1:A:74:VAL:HG11	1.63	0.78
1:H:190:VAL:C	1:H:373:ALA:CA	2.52	0.78
1:H:191:GLU:HA	1:H:373:ALA:CA	2.12	0.78
1:N:124:VAL:HG13	1:N:504:LEU:CD1	2.13	0.78
1:B:273:VAL:HG12	1:B:274:ALA:N	1.99	0.78
1:B:219:PHE:HD1	1:B:319:GLN:HE21	1.29	0.78
1:N:230:ILE:N	1:N:230:ILE:HD12	1.99	0.78
1:L:161:LEU:HD12	1:L:161:LEU:H	1.47	0.78
2:T:78:ILE:HD13	2:T:83:VAL:HG21	1.66	0.78
1:L:217:SER:HA	1:L:320:ALA:O	1.84	0.78
1:H:217:SER:HA	1:H:320:ALA:O	1.84	0.78
1:B:351:GLN:HG2	1:C:210:THR:OG1	1.82	0.78
2:U:14:ARG:HG2	2:U:15:LYS:H	1.48	0.78
1:K:359:ASP:HA	1:K:362:ARG:NH1	1.99	0.78

*Continued on next page...*



*Continued from previous page...*

Atom-1	Atom-2	Interatomic distance (Å)	Clash overlap (Å)
1:N:217:SER:HA	1:N:320:ALA:O	1.84	0.78
2:O:97:ALA:O	2:P:1:MET:HA	1.83	0.78
2:S:55:LYS:H	2:S:55:LYS:HE2	1.47	0.78
1:L:235:PRO:HG3	1:L:310:GLU:HA	1.66	0.78
1:A:215:LEU:O	1:A:218:PRO:HD3	1.84	0.78
1:K:371:LYS:O	1:K:375:GLY:C	2.23	0.78
1:K:230:ILE:N	1:K:230:ILE:HD12	1.99	0.78
1:F:273:VAL:HG12	1:F:274:ALA:H	1.49	0.78
1:F:222:LEU:HD22	1:F:300:VAL:HG22	1.66	0.78
1:G:295:LEU:O	1:G:337:GLY:HA3	1.84	0.78
1:K:235:PRO:HG3	1:K:310:GLU:HA	1.66	0.78
1:C:215:LEU:O	1:C:218:PRO:HD3	1.84	0.78
1:G:305:ILE:N	1:G:305:ILE:HD12	1.99	0.78
1:I:266:THR:HG22	1:I:272:LYS:HA	1.63	0.78
1:B:414:GLY:O	1:B:417:VAL:HG12	1.83	0.78
1:L:356:ALA:HB1	1:L:362:ARG:HE	1.49	0.78
1:G:350:ARG:HD3	1:G:353:ILE:HD12	1.64	0.78
1:F:360:TYR:HA	1:F:363:GLU:OE1	1.83	0.78
1:B:355:GLU:HG3	1:B:357:THR:H	1.48	0.78
1:E:233:MET:HA	1:E:310:GLU:HG3	1.64	0.78
1:M:217:SER:HA	1:M:320:ALA:O	1.84	0.78
1:G:34:LYS:HD2	1:G:458:CYS:SG	2.23	0.78
1:K:191:GLU:HA	1:K:372:LEU:O	1.82	0.78
1:M:359:ASP:HA	1:M:362:ARG:NH1	1.99	0.78
1:I:235:PRO:HG3	1:I:310:GLU:HA	1.66	0.78
1:G:305:ILE:HG22	1:G:306:GLY:N	1.98	0.78
1:N:359:ASP:HA	1:N:362:ARG:NH1	1.99	0.78
1:J:356:ALA:HB1	1:J:362:ARG:HE	1.49	0.77
1:C:305:ILE:HD12	1:C:305:ILE:N	1.98	0.77
2:S:20:LYS:H	2:S:20:LYS:HD2	1.49	0.77
1:B:44:PHE:N	1:B:44:PHE:CD1	2.50	0.77
1:G:237:LEU:HD22	2:U:26:VAL:HG22	1.66	0.77
1:M:235:PRO:HG3	1:M:310:GLU:HA	1.66	0.77
1:G:314:LEU:HD12	1:G:315:GLU:N	1.99	0.77
1:L:266:THR:HG22	1:L:272:LYS:HA	1.63	0.77
1:E:234:LEU:H	1:E:234:LEU:HD12	1.48	0.77
1:J:384:ALA:O	1:K:281:PHE:CD2	2.36	0.77
1:J:189:VAL:C	1:J:373:ALA:O	2.22	0.77
1:G:322:ARG:HG2	1:G:323:VAL:N	1.98	0.77
1:A:44:PHE:N	1:A:44:PHE:CD1	2.47	0.77
2:S:65:VAL:HG12	2:S:94:ILE:HG12	1.66	0.77

*Continued on next page...*



*Continued from previous page...*

Atom-1	Atom-2	Interatomic distance (Å)	Clash overlap (Å)
1:I:217:SER:HA	1:I:320:ALA:O	1.84	0.77
1:H:230:ILE:HD12	1:H:230:ILE:N	1.99	0.77
1:E:322:ARG:HB3	1:E:333:ILE:CD1	2.14	0.77
1:A:291:ASP:OD1	1:A:292:ILE:HG13	1.84	0.77
1:K:217:SER:HA	1:K:320:ALA:O	1.84	0.77
1:I:166:MET:HE2	1:I:171:LYS:HA	1.65	0.77
1:M:124:VAL:O	1:M:128:VAL:HG23	1.84	0.77
1:E:245:LYS:HA	1:E:245:LYS:HE2	1.67	0.77
1:K:16:MET:O	1:K:20:VAL:HG12	1.83	0.77
1:M:356:ALA:HB1	1:M:362:ARG:HE	1.49	0.77
1:G:215:LEU:O	1:G:218:PRO:HD3	1.85	0.77
1:D:252:GLU:HA	1:D:285:ARG:NH1	2.00	0.77
1:A:131:LEU:HD21	1:A:422:VAL:HG11	1.67	0.77
1:J:5:ASP:HB2	1:J:524:LEU:HD23	1.66	0.77
1:N:143:ALA:O	1:N:147:VAL:HG12	1.84	0.77
1:I:5:ASP:HB2	1:I:524:LEU:HD23	1.64	0.77
2:S:7:HIS:O	2:S:8:ASP:HB3	1.84	0.77
1:I:356:ALA:HB1	1:I:362:ARG:HE	1.49	0.77
1:H:359:ASP:HA	1:H:362:ARG:NH1	1.99	0.77
1:N:373:ALA:HB3	1:N:375:GLY:CA	2.14	0.77
1:K:100:ILE:O	1:K:104:LEU:HB2	1.83	0.77
1:N:415:GLY:H	1:N:417:VAL:HG23	1.47	0.77
1:M:206:ASN:OD1	1:M:213:VAL:HA	1.85	0.77
1:H:356:ALA:HB1	1:H:362:ARG:HE	1.49	0.77
2:O:48:ILE:HG23	2:O:54:VAL:HG22	1.67	0.77
1:K:85:ALA:HB1	1:K:499:VAL:HG12	1.66	0.77
2:O:7:HIS:O	2:O:8:ASP:HB3	1.85	0.77
1:L:359:ASP:HA	1:L:362:ARG:NH1	1.99	0.77
1:K:372:LEU:N	1:K:375:GLY:HA2	1.99	0.77
1:F:322:ARG:HB3	1:F:333:ILE:CD1	2.11	0.77
1:C:214:GLU:HB3	1:C:322:ARG:HD3	1.65	0.77
1:A:322:ARG:HB3	1:A:333:ILE:CD1	2.14	0.77
1:A:339:GLU:HB3	1:A:343:GLN:OE1	1.85	0.77
1:N:356:ALA:HB1	1:N:362:ARG:HE	1.49	0.77
1:N:206:ASN:OD1	1:N:213:VAL:HA	1.85	0.77
1:J:206:ASN:OD1	1:J:213:VAL:HA	1.85	0.77
1:A:449:ALA:HB3	1:A:450:PRO:HD3	1.65	0.77
1:M:370:ALA:HA	1:M:375:GLY:N	1.99	0.76
1:M:111:MET:HG2	1:M:435:ASP:OD1	1.85	0.76
1:I:34:LYS:HB2	1:I:458:CYS:SG	2.25	0.76
1:N:235:PRO:HG3	1:N:310:GLU:HA	1.66	0.76

*Continued on next page...*



*Continued from previous page...*

Atom-1	Atom-2	Interatomic distance (Å)	Clash overlap (Å)
2:R:92:LEU:O	2:S:6:LEU:HB2	1.85	0.76
1:E:44:PHE:CD1	1:E:44:PHE:N	2.50	0.76
1:L:174:VAL:HG21	1:L:371:LYS:HD3	1.66	0.76
1:J:230:ILE:HD12	1:J:230:ILE:N	1.99	0.76
1:C:296:THR:HG22	1:C:335:GLY:HA3	1.66	0.76
1:M:85:ALA:HB1	1:M:499:VAL:HG12	1.65	0.76
1:E:305:ILE:N	1:E:305:ILE:HD12	1.99	0.76
1:B:281:PHE:O	1:B:285:ARG:HG2	1.84	0.76
1:H:122:LYS:HE2	1:H:429:LEU:HD11	1.67	0.76
2:P:78:ILE:HD13	2:P:83:VAL:HG21	1.68	0.76
1:J:217:SER:HA	1:J:320:ALA:O	1.84	0.76
1:H:235:PRO:HG3	1:H:310:GLU:HA	1.66	0.76
1:K:233:MET:HA	1:K:233:MET:HE2	1.66	0.76
1:H:16:MET:O	1:H:20:VAL:HG12	1.84	0.76
1:A:411:VAL:HA	1:A:497:THR:H	1.50	0.76
1:L:206:ASN:OD1	1:L:213:VAL:HA	1.85	0.76
1:H:169:VAL:HG13	1:H:173:GLY:HA3	1.65	0.76
1:B:266:THR:HG22	1:B:271:VAL:O	1.85	0.76
1:A:350:ARG:HD3	1:A:353:ILE:HD12	1.66	0.76
2:O:14:ARG:HG2	2:O:15:LYS:N	1.99	0.76
1:F:131:LEU:CD2	1:F:422:VAL:HG11	2.15	0.76
1:I:206:ASN:OD1	1:I:213:VAL:HA	1.85	0.76
2:T:11:ILE:HB	2:T:42:ALA:HB3	1.68	0.76
1:J:359:ASP:HA	1:J:362:ARG:NH1	1.99	0.76
1:N:191:GLU:HG2	1:N:343:GLN:NE2	2.00	0.76
1:D:247:LEU:HD12	1:D:249:ILE:HD11	1.67	0.76
1:A:273:VAL:HG12	1:A:274:ALA:H	1.50	0.76
1:A:219:PHE:HB3	1:A:317:LEU:HD13	1.66	0.76
1:M:230:ILE:H	1:M:230:ILE:CD1	1.97	0.76
1:E:127:ALA:O	1:E:130:GLU:HB2	1.86	0.76
1:D:33:PRO:HA	1:D:153:ASN:HD21	1.50	0.76
1:E:411:VAL:HG12	1:E:496:PRO:HA	1.65	0.76
1:J:191:GLU:HA	1:J:372:LEU:C	2.05	0.76
1:I:230:ILE:N	1:I:230:ILE:HD12	1.98	0.76
1:G:360:TYR:HA	1:G:363:GLU:OE1	1.85	0.76
1:A:346:VAL:HG12	1:A:350:ARG:NH2	2.00	0.76
2:S:47:ARG:HD3	2:S:49:LEU:HD12	1.67	0.76
1:M:122:LYS:HE2	1:M:429:LEU:HD11	1.66	0.76
1:I:191:GLU:N	1:I:373:ALA:CA	2.46	0.76
1:I:359:ASP:HA	1:I:362:ARG:NH1	1.99	0.76
1:G:215:LEU:HB3	1:G:246:PRO:HB2	1.68	0.76

*Continued on next page...*



*Continued from previous page...*

Atom-1	Atom-2	Interatomic distance (Å)	Clash overlap (Å)
1:A:346:VAL:CG1	1:A:350:ARG:HH22	1.98	0.76
1:F:20:VAL:HG13	1:F:74:VAL:HG11	1.66	0.76
1:B:342:ILE:O	1:B:346:VAL:HG23	1.85	0.76
1:H:206:ASN:OD1	1:H:213:VAL:HA	1.85	0.76
1:G:226:LYS:C	1:G:227:ILE:HD12	2.06	0.76
1:I:233:MET:HA	1:I:233:MET:HE3	1.67	0.76
1:N:69:MET:HE1	1:N:522:THR:HB	1.66	0.76
1:B:305:ILE:HG22	1:B:306:GLY:N	2.00	0.76
1:B:360:TYR:O	1:B:364:LYS:HE2	1.86	0.76
2:Q:48:ILE:HG12	2:Q:54:VAL:HG13	1.68	0.76
1:K:206:ASN:OD1	1:K:213:VAL:HA	1.85	0.76
1:K:371:LYS:C	1:K:376:VAL:HG23	2.01	0.76
1:K:256:GLY:HA2	1:K:259:LEU:HB3	1.68	0.76
1:N:230:ILE:H	1:N:230:ILE:CD1	1.98	0.76
1:C:208:PRO:HB2	1:C:212:ALA:CB	2.17	0.76
1:C:111:MET:HE3	1:J:434:GLU:OE2	1.86	0.76
1:G:233:MET:CA	1:G:310:GLU:HG3	2.11	0.75
1:D:214:GLU:HA	1:D:323:VAL:O	1.86	0.75
1:B:322:ARG:HG2	1:B:323:VAL:N	2.01	0.75
1:D:414:GLY:O	1:D:417:VAL:HG12	1.84	0.75
1:E:74:VAL:O	1:E:77:VAL:HG13	1.84	0.75
1:E:461:GLU:HB2	1:E:464:VAL:HB	1.68	0.75
1:F:449:ALA:HB3	1:F:450:PRO:HD3	1.68	0.75
1:M:100:ILE:O	1:M:104:LEU:HB2	1.86	0.75
1:I:190:VAL:C	1:I:373:ALA:CA	2.54	0.75
1:F:247:LEU:HD12	1:F:249:ILE:HD11	1.67	0.75
1:F:273:VAL:HG12	1:F:274:ALA:N	1.99	0.75
1:G:220:ILE:HG23	1:G:248:LEU:HD12	1.68	0.75
1:L:256:GLY:HA2	1:L:259:LEU:HB3	1.68	0.75
1:B:392:LYS:O	1:B:396:VAL:HG23	1.86	0.75
1:L:230:ILE:H	1:L:230:ILE:CD1	1.97	0.75
1:B:237:LEU:HD22	2:P:26:VAL:HG22	1.69	0.75
1:A:289:LEU:HA	1:A:292:ILE:HD12	1.67	0.75
1:F:417:VAL:O	1:F:420:ILE:HG22	1.84	0.75
1:N:111:MET:HG2	1:N:435:ASP:OD1	1.85	0.75
1:E:82:ASN:ND2	1:E:86:GLY:HA2	2.01	0.75
1:N:373:ALA:C	1:N:375:GLY:HA3	2.05	0.75
1:K:356:ALA:HB1	1:K:362:ARG:HE	1.49	0.75
1:F:281:PHE:O	1:F:285:ARG:HG2	1.87	0.75
1:D:314:LEU:HD12	1:D:315:GLU:N	2.01	0.75
1:A:147:VAL:O	1:A:150:ILE:HG22	1.86	0.75

*Continued on next page...*



*Continued from previous page...*

Atom-1	Atom-2	Interatomic distance (Å)	Clash overlap (Å)
1:L:32:GLY:HA2	1:L:454:ILE:HD12	1.68	0.75
2:R:48:ILE:HG23	2:R:54:VAL:HG22	1.69	0.75
1:J:434:GLU:HA	1:J:437:ASN:ND2	2.01	0.75
1:F:461:GLU:HB2	1:F:464:VAL:HB	1.67	0.75
1:D:321:LYS:HD2	1:D:333:ILE:HG22	1.69	0.75
1:A:247:LEU:HD12	1:A:249:ILE:HD11	1.67	0.75
1:M:256:GLY:HA2	1:M:259:LEU:HB3	1.68	0.75
1:B:235:PRO:HG3	1:B:310:GLU:HB3	1.69	0.75
1:G:302:SER:HB2	1:G:305:ILE:HD13	1.68	0.75
1:E:234:LEU:N	1:E:235:PRO:HD2	2.02	0.75
1:H:198:GLY:HA3	1:H:328:ASP:HA	1.69	0.75
1:E:226:LYS:C	1:E:227:ILE:HD12	2.07	0.75
1:K:191:GLU:O	1:K:295:LEU:HD13	1.87	0.75
1:A:229:ASN:HA	1:A:257:GLU:OE2	1.87	0.75
1:E:321:LYS:HD2	1:E:333:ILE:HG22	1.67	0.75
1:H:5:ASP:HB2	1:H:524:LEU:HD23	1.69	0.75
1:H:373:ALA:CA	1:H:375:GLY:CA	2.65	0.75
1:K:169:VAL:HG13	1:K:173:GLY:HA3	1.67	0.75
2:O:18:GLU:CD	2:O:33:ALA:HB3	2.06	0.75
1:L:434:GLU:HA	1:L:437:ASN:ND2	2.00	0.75
1:E:305:ILE:HG22	1:E:306:GLY:N	2.02	0.75
1:K:215:LEU:HB3	1:K:218:PRO:HG2	1.68	0.75
1:A:234:LEU:N	1:A:235:PRO:HD2	2.02	0.75
1:J:256:GLY:HA2	1:J:259:LEU:HB3	1.68	0.75
1:G:239:ALA:O	1:G:242:LYS:HB3	1.87	0.75
1:E:82:ASN:HD22	1:E:86:GLY:HA2	1.52	0.75
1:B:223:ALA:HB3	1:B:251:ALA:HB2	1.69	0.75
1:N:198:GLY:HA3	1:N:328:ASP:HA	1.69	0.75
2:O:5:PRO:HD3	2:O:42:ALA:HB1	1.69	0.75
1:I:82:ASN:HB2	1:I:89:THR:OG1	1.87	0.75
1:I:198:GLY:HA3	1:I:328:ASP:HA	1.69	0.75
1:C:237:LEU:HD22	2:Q:26:VAL:HG22	1.68	0.75
1:J:149:THR:HG23	1:J:159:GLY:HA3	1.67	0.75
1:D:199:TYR:HE1	1:D:327:LYS:HG3	1.50	0.74
1:H:230:ILE:CD1	1:H:230:ILE:H	1.97	0.74
1:B:202:PRO:O	1:B:205:ILE:HG13	1.87	0.74
1:C:252:GLU:HA	1:C:285:ARG:NH1	2.02	0.74
2:Q:14:ARG:HD3	2:Q:35:SER:HB3	1.68	0.74
1:H:215:LEU:HB3	1:H:218:PRO:HG2	1.68	0.74
1:J:198:GLY:HA3	1:J:328:ASP:HA	1.69	0.74
2:P:77:LYS:HG3	2:P:80:ASN:HA	1.69	0.74

*Continued on next page...*



*Continued from previous page...*

Atom-1	Atom-2	Interatomic distance (Å)	Clash overlap (Å)
1:I:100:ILE:O	1:I:104:LEU:HB2	1.87	0.74
1:F:308:GLU:HB2	1:F:311:LYS:HB2	1.68	0.74
1:N:256:GLY:HA2	1:N:259:LEU:HB3	1.68	0.74
1:E:360:TYR:O	1:E:364:LYS:HE2	1.87	0.74
1:K:157:THR:O	1:K:160:LYS:HB3	1.86	0.74
1:G:291:ASP:HB3	1:G:345:ARG:NH2	2.03	0.74
1:C:235:PRO:HG3	1:C:310:GLU:HB3	1.68	0.74
1:B:18:ARG:HH11	1:B:18:ARG:CB	1.98	0.74
1:E:291:ASP:HB3	1:E:345:ARG:HH21	1.52	0.74
1:C:342:ILE:O	1:C:346:VAL:HG23	1.86	0.74
1:N:169:VAL:HG13	1:N:173:GLY:HA3	1.69	0.74
1:L:215:LEU:HB3	1:L:218:PRO:HG2	1.68	0.74
1:M:215:LEU:HB3	1:M:218:PRO:HG2	1.68	0.74
1:D:461:GLU:HB2	1:D:464:VAL:HB	1.69	0.74
1:C:314:LEU:HD12	1:C:315:GLU:N	2.01	0.74
1:G:44:PHE:CD1	1:G:44:PHE:N	2.48	0.74
1:B:215:LEU:HB3	1:B:246:PRO:HB2	1.67	0.74
1:M:233:MET:HA	1:M:233:MET:HE2	1.69	0.74
2:O:14:ARG:HD3	2:O:35:SER:HB3	1.68	0.74
1:J:494:LEU:HD23	1:J:494:LEU:H	1.52	0.74
1:I:215:LEU:HB3	1:I:218:PRO:HG2	1.68	0.74
1:F:305:ILE:HG22	1:F:306:GLY:H	1.51	0.74
1:I:370:ALA:C	1:I:375:GLY:N	2.14	0.74
1:M:191:GLU:HG2	1:M:343:GLN:CD	2.08	0.74
1:A:308:GLU:HB2	1:A:311:LYS:HB2	1.70	0.74
1:N:66:PHE:H	1:N:69:MET:HG3	1.51	0.74
2:O:6:LEU:HB2	2:U:92:LEU:O	1.88	0.74
1:J:215:LEU:HB3	1:J:218:PRO:HG2	1.68	0.74
1:E:449:ALA:HB3	1:E:450:PRO:HD3	1.70	0.74
2:Q:20:LYS:H	2:Q:20:LYS:HD2	1.52	0.74
1:J:66:PHE:H	1:J:69:MET:HG3	1.51	0.74
1:I:434:GLU:HA	1:I:437:ASN:ND2	2.03	0.74
1:N:215:LEU:HB3	1:N:218:PRO:HG2	1.68	0.74
1:D:44:PHE:CD1	1:D:44:PHE:N	2.50	0.74
1:I:149:THR:CG2	1:I:156:GLU:HA	2.18	0.74
1:K:230:ILE:H	1:K:230:ILE:CD1	1.97	0.74
1:D:302:SER:HB2	1:D:305:ILE:HB	1.70	0.74
1:C:360:TYR:HA	1:C:363:GLU:OE1	1.87	0.74
1:G:414:GLY:HA2	1:G:495:ASP:OD2	1.88	0.74
2:Q:14:ARG:HG2	2:Q:15:LYS:N	2.03	0.74
1:C:74:VAL:O	1:C:77:VAL:HG13	1.88	0.74

*Continued on next page...*



*Continued from previous page...*

Atom-1	Atom-2	Interatomic distance (Å)	Clash overlap (Å)
1:M:198:GLY:HA3	1:M:328:ASP:HA	1.69	0.74
1:L:124:VAL:O	1:L:128:VAL:HG23	1.87	0.74
1:K:198:GLY:HA3	1:K:328:ASP:HA	1.69	0.74
1:L:124:VAL:HG13	1:L:504:LEU:CD1	2.18	0.74
1:I:157:THR:O	1:I:160:LYS:HB3	1.86	0.74
1:B:302:SER:HB2	1:B:305:ILE:HB	1.69	0.74
1:I:415:GLY:N	1:I:417:VAL:HG23	2.02	0.74
1:J:166:MET:HE2	1:J:171:LYS:HA	1.70	0.74
1:K:124:VAL:HG13	1:K:504:LEU:CD1	2.18	0.74
2:S:5:PRO:HD3	2:S:42:ALA:HB1	1.70	0.74
1:L:191:GLU:HA	1:L:373:ALA:HA	1.70	0.73
1:L:191:GLU:HG3	1:L:342:ILE:HB	1.70	0.73
1:G:281:PHE:O	1:G:285:ARG:HG2	1.87	0.73
1:A:235:PRO:HG3	1:A:310:GLU:HB3	1.70	0.73
1:E:277:LYS:HD3	1:E:285:ARG:HH22	1.53	0.73
1:I:249:ILE:HB	1:I:275:ALA:HB2	1.69	0.73
1:B:111:MET:CE	1:I:434:GLU:OE2	2.36	0.73
1:E:237:LEU:HD22	2:S:26:VAL:HG22	1.68	0.73
2:U:40:VAL:HB	2:U:62:GLY:H	1.51	0.73
1:I:256:GLY:HA2	1:I:259:LEU:HB3	1.68	0.73
1:J:249:ILE:HB	1:J:275:ALA:HB2	1.69	0.73
1:L:100:ILE:O	1:L:104:LEU:HB2	1.87	0.73
1:E:135:SER:HB2	1:E:497:THR:HG21	1.69	0.73
1:M:157:THR:O	1:M:160:LYS:HB3	1.88	0.73
1:I:191:GLU:CA	1:I:373:ALA:CA	2.48	0.73
1:G:256:GLY:O	1:G:260:ALA:N	2.21	0.73
2:Q:55:LYS:HE2	2:Q:55:LYS:N	1.98	0.73
1:K:249:ILE:HB	1:K:275:ALA:HB2	1.69	0.73
1:N:149:THR:HG23	1:N:159:GLY:HA3	1.68	0.73
1:D:324:VAL:C	1:D:325:ILE:HD12	2.09	0.73
1:I:230:ILE:H	1:I:230:ILE:CD1	1.97	0.73
1:H:256:GLY:HA2	1:H:259:LEU:HB3	1.68	0.73
1:E:252:GLU:HA	1:E:285:ARG:NH1	2.02	0.73
1:H:249:ILE:HB	1:H:275:ALA:HB2	1.69	0.73
2:O:17:VAL:CG2	2:O:34:LYS:HD2	2.18	0.73
1:C:325:ILE:HD12	1:C:325:ILE:N	2.03	0.73
1:L:107:VAL:HG23	1:L:108:ALA:N	2.04	0.73
1:N:149:THR:CG2	1:N:156:GLU:HA	2.18	0.73
1:D:266:THR:HG22	1:D:271:VAL:O	1.89	0.73
1:L:233:MET:HE2	1:L:233:MET:HA	1.70	0.73
1:H:149:THR:CG2	1:H:156:GLU:HA	2.17	0.73

*Continued on next page...*



*Continued from previous page...*

Atom-1	Atom-2	Interatomic distance (Å)	Clash overlap (Å)
1:B:449:ALA:HB3	1:B:450:PRO:HD3	1.70	0.73
1:L:494:LEU:HD23	1:L:494:LEU:N	2.04	0.73
1:A:70:GLY:O	1:A:74:VAL:HG22	1.88	0.73
1:J:174:VAL:CG2	1:J:371:LYS:CD	2.32	0.73
1:M:175:ILE:N	1:M:175:ILE:HD12	2.04	0.73
1:B:234:LEU:N	1:B:235:PRO:HD2	2.03	0.73
1:A:349:ILE:O	1:A:353:ILE:HG13	1.88	0.73
1:E:131:LEU:HD23	1:E:422:VAL:HG11	1.71	0.73
1:L:370:ALA:O	1:L:374:GLY:C	2.27	0.73
1:J:230:ILE:CD1	1:J:230:ILE:H	1.97	0.73
1:E:265:ASN:HA	1:E:270:ILE:HD12	1.69	0.73
1:N:249:ILE:HB	1:N:275:ALA:HB2	1.69	0.73
1:L:249:ILE:HB	1:L:275:ALA:HB2	1.69	0.73
1:M:247:LEU:HD22	1:M:248:LEU:H	1.54	0.73
1:A:295:LEU:O	1:A:337:GLY:HA3	1.89	0.73
1:I:32:GLY:HA2	1:I:454:ILE:HD12	1.71	0.73
1:J:385:THR:HG23	1:J:388:GLU:H	1.52	0.73
1:A:226:LYS:C	1:A:227:ILE:HD12	2.09	0.73
1:C:228:SER:O	1:C:257:GLU:HB3	1.89	0.73
1:D:277:LYS:HD3	1:D:285:ARG:NH2	2.04	0.73
1:N:494:LEU:HD23	1:N:494:LEU:N	2.04	0.73
1:E:20:VAL:HG13	1:E:74:VAL:HG11	1.71	0.73
2:Q:7:HIS:O	2:Q:8:ASP:HB3	1.88	0.73
1:B:229:ASN:HA	1:B:257:GLU:OE2	1.88	0.73
1:C:305:ILE:HG22	1:C:306:GLY:N	2.03	0.73
1:D:229:ASN:HA	1:D:257:GLU:OE2	1.89	0.73
1:F:233:MET:C	1:F:235:PRO:HD2	2.08	0.73
1:G:296:THR:HG22	1:G:335:GLY:HA3	1.71	0.73
1:A:220:ILE:N	1:A:220:ILE:HD12	2.03	0.73
1:C:291:ASP:HB3	1:C:345:ARG:HH21	1.52	0.73
1:L:247:LEU:HD22	1:L:248:LEU:H	1.54	0.73
1:I:247:LEU:HD22	1:I:248:LEU:H	1.54	0.73
2:R:14:ARG:HG2	2:R:15:LYS:N	2.04	0.73
1:D:34:LYS:HD2	1:D:458:CYS:SG	2.29	0.73
1:C:33:PRO:HA	1:C:153:ASN:ND2	2.02	0.73
1:B:291:ASP:HB3	1:B:345:ARG:HH21	1.54	0.73
1:D:131:LEU:CD2	1:D:422:VAL:HG11	2.19	0.73
1:K:124:VAL:O	1:K:128:VAL:HG23	1.88	0.73
1:J:193:MET:HG2	1:J:194:GLN:N	2.04	0.72
1:N:373:ALA:C	1:N:375:GLY:CA	2.58	0.72
1:M:308:GLU:HG2	1:M:309:LEU:N	2.04	0.72

*Continued on next page...*



*Continued from previous page...*

Atom-1	Atom-2	Interatomic distance (Å)	Clash overlap (Å)
1:M:249:ILE:HB	1:M:275:ALA:HB2	1.69	0.72
1:H:384:ALA:O	1:I:281:PHE:CD2	2.41	0.72
1:D:248:LEU:C	1:D:249:ILE:HD12	2.09	0.72
1:F:247:LEU:HD12	1:F:249:ILE:CD1	2.19	0.72
1:N:233:MET:HA	1:N:233:MET:HE2	1.71	0.72
1:C:202:PRO:O	1:C:205:ILE:HG13	1.88	0.72
1:C:82:ASN:ND2	1:C:86:GLY:HA2	2.04	0.72
1:L:191:GLU:OE1	1:L:342:ILE:CG2	2.36	0.72
1:L:370:ALA:C	1:L:374:GLY:C	2.39	0.72
1:I:190:VAL:C	1:I:373:ALA:O	2.26	0.72
1:L:193:MET:HG2	1:L:194:GLN:N	2.04	0.72
1:D:305:ILE:CG2	1:D:306:GLY:H	1.93	0.72
1:E:229:ASN:HA	1:E:257:GLU:OE2	1.89	0.72
1:F:305:ILE:N	1:F:305:ILE:HD12	2.04	0.72
1:L:198:GLY:HA3	1:L:328:ASP:HA	1.69	0.72
1:F:322:ARG:HG2	1:F:323:VAL:N	2.04	0.72
1:G:249:ILE:HB	1:G:275:ALA:HB2	1.72	0.72
1:N:308:GLU:HG2	1:N:309:LEU:N	2.04	0.72
1:K:247:LEU:HD22	1:K:248:LEU:H	1.54	0.72
1:F:342:ILE:O	1:F:346:VAL:HG23	1.89	0.72
1:A:510:VAL:HG23	1:A:511:ALA:N	2.03	0.72
1:D:351:GLN:HG2	1:E:210:THR:OG1	1.88	0.72
1:F:310:GLU:H	1:F:310:GLU:CD	1.92	0.72
1:I:308:GLU:HG2	1:I:309:LEU:N	2.04	0.72
1:C:339:GLU:HB3	1:C:343:GLN:OE1	1.90	0.72
1:D:510:VAL:HG23	1:D:511:ALA:N	2.04	0.72
1:K:32:GLY:HA2	1:K:454:ILE:HD12	1.69	0.72
1:F:169:VAL:HB	1:F:173:GLY:HA3	1.72	0.72
1:L:191:GLU:HB3	1:L:342:ILE:HG23	1.66	0.72
1:D:202:PRO:O	1:D:205:ILE:HG13	1.89	0.72
1:G:228:SER:HA	1:G:255:GLU:CB	2.19	0.72
1:H:308:GLU:HG2	1:H:309:LEU:N	2.04	0.72
1:J:308:GLU:HG2	1:J:309:LEU:N	2.04	0.72
1:D:291:ASP:HB3	1:D:345:ARG:HH21	1.55	0.72
1:B:131:LEU:CD2	1:B:422:VAL:HG11	2.18	0.72
1:B:291:ASP:OD1	1:B:292:ILE:HG13	1.90	0.72
2:U:40:VAL:HG21	2:U:63:ASP:HB2	1.71	0.72
1:J:175:ILE:HD12	1:J:175:ILE:N	2.04	0.72
1:D:219:PHE:HB3	1:D:317:LEU:HD13	1.70	0.72
1:L:308:GLU:HG2	1:L:309:LEU:N	2.04	0.72
1:C:249:ILE:HD12	1:C:249:ILE:N	2.04	0.72

*Continued on next page...*



*Continued from previous page...*

Atom-1	Atom-2	Interatomic distance (Å)	Clash overlap (Å)
1:C:266:THR:HG22	1:C:271:VAL:O	1.89	0.72
1:N:247:LEU:HD22	1:N:248:LEU:H	1.54	0.72
1:F:134:LEU:O	1:F:136:VAL:HG13	1.90	0.72
1:J:124:VAL:HG13	1:J:504:LEU:CD1	2.19	0.72
1:N:191:GLU:HA	1:N:373:ALA:CA	2.19	0.72
1:E:206:ASN:CB	1:E:214:GLU:H	2.03	0.72
1:E:219:PHE:HB3	1:E:317:LEU:HD13	1.69	0.72
1:N:193:MET:HG2	1:N:194:GLN:N	2.04	0.72
1:K:205:ILE:HD13	1:K:211:GLY:HA2	1.72	0.72
1:I:149:THR:HG23	1:I:159:GLY:HA3	1.69	0.72
1:L:143:ALA:O	1:L:146:GLN:HB3	1.89	0.72
2:P:43:VAL:HG23	2:P:61:VAL:HG22	1.71	0.72
1:C:351:GLN:HG2	1:D:210:THR:OG1	1.90	0.72
1:C:392:LYS:O	1:C:396:VAL:HG23	1.89	0.72
1:F:124:VAL:HG13	1:F:504:LEU:CD1	2.19	0.72
1:M:371:LYS:C	1:M:376:VAL:HG23	2.07	0.72
1:B:219:PHE:O	1:B:247:LEU:HD22	1.89	0.72
2:R:47:ARG:HD2	2:R:55:LYS:HD2	1.72	0.72
1:L:205:ILE:HD13	1:L:211:GLY:HA2	1.72	0.72
2:Q:48:ILE:HG23	2:Q:54:VAL:HG22	1.70	0.72
1:L:143:ALA:O	1:L:147:VAL:HG12	1.90	0.72
1:M:411:VAL:HG21	1:M:494:LEU:HD12	1.72	0.72
1:B:234:LEU:HD12	1:B:234:LEU:H	1.54	0.72
1:C:346:VAL:HG12	1:C:350:ARG:HH22	1.53	0.72
1:A:349:ILE:HA	1:A:352:GLN:NE2	2.05	0.72
1:D:285:ARG:HG3	1:D:286:LYS:H	1.54	0.72
1:H:193:MET:HG2	1:H:194:GLN:N	2.04	0.72
1:N:124:VAL:O	1:N:128:VAL:HG23	1.89	0.72
1:D:487:ASN:O	1:D:491:MET:HG3	1.89	0.72
1:A:299:THR:HB	1:A:316:ASP:HB3	1.72	0.71
1:A:233:MET:CA	1:A:310:GLU:HG3	2.17	0.71
1:C:234:LEU:N	1:C:235:PRO:HD2	2.05	0.71
1:H:247:LEU:HD22	1:H:248:LEU:H	1.54	0.71
1:C:195:PHE:O	1:C:329:THR:HG23	1.89	0.71
1:J:191:GLU:OE1	1:J:346:VAL:HG23	1.80	0.71
1:H:373:ALA:C	1:H:375:GLY:HA3	2.11	0.71
1:K:193:MET:HG2	1:K:194:GLN:N	2.04	0.71
1:A:252:GLU:HA	1:A:285:ARG:NH1	2.05	0.71
2:S:34:LYS:HG3	2:S:35:SER:H	1.55	0.71
1:K:25:ASP:HA	1:K:28:LYS:HE2	1.72	0.71
1:L:373:ALA:N	1:L:375:GLY:N	2.37	0.71

*Continued on next page...*



*Continued from previous page...*

Atom-1	Atom-2	Interatomic distance (Å)	Clash overlap (Å)
1:G:322:ARG:HB3	1:G:333:ILE:CD1	2.17	0.71
1:B:310:GLU:H	1:B:310:GLU:CD	1.94	0.71
1:A:305:ILE:HD12	1:A:305:ILE:N	2.05	0.71
1:H:32:GLY:HA2	1:H:454:ILE:HD12	1.72	0.71
1:D:147:VAL:O	1:D:150:ILE:HG22	1.90	0.71
1:F:237:LEU:HD22	2:T:26:VAL:HG22	1.72	0.71
1:F:365:LEU:HD22	1:F:366:GLN:HE22	1.55	0.71
1:J:149:THR:CG2	1:J:156:GLU:HA	2.19	0.71
1:H:116:LEU:HD23	1:H:435:ASP:O	1.89	0.71
1:K:308:GLU:HG2	1:K:309:LEU:N	2.04	0.71
1:J:233:MET:HE2	1:J:233:MET:HA	1.72	0.71
1:L:175:ILE:HD12	1:L:175:ILE:N	2.05	0.71
1:B:368:ARG:HG2	1:B:372:LEU:HG	1.71	0.71
1:H:494:LEU:HD23	1:H:494:LEU:N	2.05	0.71
1:M:494:LEU:HD23	1:M:494:LEU:N	2.06	0.71
1:J:392:LYS:O	1:J:396:VAL:HG23	1.91	0.71
1:B:195:PHE:O	1:B:329:THR:HG23	1.91	0.71
1:E:64:ASP:HB3	1:E:67:GLU:HB2	1.73	0.71
1:C:253:ASP:CG	1:C:254:VAL:H	1.93	0.71
1:C:350:ARG:HD3	1:C:353:ILE:HD12	1.71	0.71
1:K:69:MET:HE1	1:K:522:THR:HB	1.70	0.71
1:J:205:ILE:HD13	1:J:211:GLY:HA2	1.72	0.71
1:L:487:ASN:HB3	1:L:490:ASP:HB2	1.73	0.71
1:A:5:ASP:HB2	1:A:524:LEU:HD23	1.72	0.71
1:I:373:ALA:H	1:I:375:GLY:CA	1.98	0.71
1:E:280:GLY:HA3	1:E:284:ARG:HH11	1.53	0.71
1:J:247:LEU:HD22	1:J:248:LEU:H	1.54	0.71
1:A:305:ILE:HG22	1:A:306:GLY:N	2.05	0.71
1:J:191:GLU:CD	1:J:346:VAL:HG22	2.02	0.71
2:O:55:LYS:N	2:O:55:LYS:HE2	2.00	0.71
1:G:279:PRO:HB3	1:G:288:MET:HE3	1.72	0.71
1:E:266:THR:HG22	1:E:271:VAL:O	1.91	0.71
1:L:436:GLN:O	1:L:440:ILE:HG13	1.90	0.71
1:H:205:ILE:HD13	1:H:211:GLY:HA2	1.72	0.71
1:A:264:VAL:HA	1:A:267:MET:HB2	1.72	0.71
1:H:301:ILE:N	1:H:301:ILE:HD12	2.06	0.71
1:A:202:PRO:O	1:A:205:ILE:HG13	1.90	0.71
2:R:17:VAL:CG2	2:R:34:LYS:HD2	2.18	0.71
1:N:32:GLY:HA2	1:N:454:ILE:HD12	1.71	0.71
1:M:193:MET:HG2	1:M:194:GLN:N	2.04	0.71
2:T:68:ASN:HD22	2:U:74:LYS:HE3	1.56	0.71

*Continued on next page...*



*Continued from previous page...*

Atom-1	Atom-2	Interatomic distance (Å)	Clash overlap (Å)
1:G:234:LEU:N	1:G:235:PRO:HD2	2.06	0.71
1:G:252:GLU:O	1:G:253:ASP:HB2	1.91	0.71
1:N:301:ILE:HD12	1:N:301:ILE:N	2.06	0.71
1:E:339:GLU:HB3	1:E:343:GLN:OE1	1.90	0.71
1:K:123:ALA:HB2	1:K:440:ILE:HG23	1.73	0.71
1:F:77:VAL:HG12	1:F:510:VAL:HG21	1.71	0.71
2:S:5:PRO:CD	2:S:42:ALA:HB1	2.21	0.71
1:K:191:GLU:OE2	1:K:346:VAL:CG2	2.39	0.70
1:E:349:ILE:HG21	1:E:369:VAL:HG22	1.73	0.70
1:F:350:ARG:HA	1:F:353:ILE:HD12	1.73	0.70
1:N:116:LEU:HD23	1:N:435:ASP:O	1.91	0.70
1:H:415:GLY:H	1:H:417:VAL:HG23	1.56	0.70
1:G:18:ARG:HB2	1:G:67:GLU:HG2	1.73	0.70
1:E:348:GLN:NE2	1:E:352:GLN:NE2	2.40	0.70
1:F:346:VAL:HG12	1:F:350:ARG:NH2	2.07	0.70
1:N:385:THR:HG23	1:N:388:GLU:H	1.54	0.70
1:H:96:ALA:O	1:H:100:ILE:HG13	1.92	0.70
1:J:417:VAL:HG21	1:J:488:MET:HG3	1.73	0.70
1:L:265:ASN:O	1:L:269:GLY:HA3	1.91	0.70
1:M:265:ASN:O	1:M:269:GLY:HA3	1.91	0.70
1:H:281:PHE:CD2	1:N:384:ALA:O	2.44	0.70
1:J:174:VAL:CG2	1:J:371:LYS:CE	2.67	0.70
1:F:206:ASN:CB	1:F:214:GLU:H	2.04	0.70
1:D:194:GLN:HG2	1:D:195:PHE:N	2.07	0.70
1:D:213:VAL:O	1:D:324:VAL:HA	1.92	0.70
1:F:248:LEU:C	1:F:249:ILE:HD12	2.11	0.70
1:C:235:PRO:HG2	1:C:236:VAL:H	1.57	0.70
1:L:17:LEU:O	1:L:20:VAL:HG13	1.91	0.70
1:A:252:GLU:O	1:A:253:ASP:HB2	1.89	0.70
1:A:278:ALA:HB1	1:A:279:PRO:CD	2.21	0.70
2:Q:5:PRO:HD3	2:Q:42:ALA:HB1	1.71	0.70
1:M:205:ILE:HD13	1:M:211:GLY:HA2	1.72	0.70
1:I:205:ILE:HD13	1:I:211:GLY:HA2	1.72	0.70
1:K:161:LEU:H	1:K:161:LEU:HD12	1.55	0.70
1:F:226:LYS:C	1:F:227:ILE:HD12	2.12	0.70
1:C:44:PHE:N	1:C:44:PHE:CD1	2.46	0.70
1:I:58:ARG:HD3	1:I:209:GLU:OE1	1.91	0.70
1:H:265:ASN:O	1:H:269:GLY:HA3	1.91	0.70
1:M:5:ASP:HB2	1:M:524:LEU:HD23	1.72	0.70
1:D:346:VAL:HG12	1:D:350:ARG:HH22	1.55	0.70
1:I:193:MET:HG2	1:I:194:GLN:N	2.04	0.70

*Continued on next page...*



*Continued from previous page...*

Atom-1	Atom-2	Interatomic distance (Å)	Clash overlap (Å)
1:G:392:LYS:O	1:G:396:VAL:HG23	1.90	0.70
1:F:233:MET:CA	1:F:310:GLU:HG3	2.18	0.70
1:H:221:LEU:HD13	1:H:222:LEU:N	2.07	0.70
1:M:69:MET:HE1	1:M:522:THR:HB	1.73	0.70
1:F:365:LEU:HD22	1:F:366:GLN:NE2	2.05	0.70
1:N:205:ILE:HD13	1:N:211:GLY:HA2	1.72	0.70
1:G:247:LEU:HD12	1:G:249:ILE:HD11	1.73	0.70
1:E:346:VAL:CG1	1:E:350:ARG:HH22	2.03	0.70
1:N:221:LEU:HD13	1:N:222:LEU:N	2.07	0.70
1:J:221:LEU:HD13	1:J:222:LEU:N	2.07	0.70
1:C:510:VAL:HG23	1:C:511:ALA:N	2.06	0.70
1:L:122:LYS:HE2	1:L:429:LEU:HD11	1.73	0.70
1:J:404:ARG:O	1:J:408:GLU:HG3	1.91	0.70
1:D:411:VAL:HA	1:D:497:THR:H	1.55	0.70
1:B:305:ILE:HD12	1:B:305:ILE:N	2.07	0.70
1:G:131:LEU:CD2	1:G:422:VAL:HG11	2.20	0.70
1:E:235:PRO:HG2	1:E:236:VAL:H	1.55	0.70
1:M:107:VAL:HG23	1:M:108:ALA:N	2.07	0.70
1:D:449:ALA:HB3	1:D:450:PRO:HD3	1.72	0.70
1:E:392:LYS:O	1:E:396:VAL:HG23	1.91	0.70
2:U:18:GLU:CD	2:U:33:ALA:HB3	2.10	0.70
1:F:259:LEU:O	1:F:263:VAL:HG23	1.92	0.70
2:U:47:ARG:HD3	2:U:49:LEU:CD1	2.20	0.70
1:E:266:THR:HG22	1:E:273:VAL:H	1.55	0.70
1:A:218:PRO:HA	1:A:246:PRO:HG2	1.74	0.70
1:M:221:LEU:HD13	1:M:222:LEU:N	2.07	0.70
1:F:325:ILE:HG13	1:F:330:THR:HG23	1.73	0.70
1:C:194:GLN:HG3	1:C:330:THR:O	1.92	0.70
2:S:17:VAL:HG13	2:S:34:LYS:HA	1.74	0.70
1:K:155:ASP:OD1	1:K:158:VAL:HG23	1.91	0.70
1:A:16:MET:O	1:A:20:VAL:HG23	1.92	0.70
1:J:40:LEU:N	1:J:40:LEU:HD22	2.05	0.70
1:F:486:GLY:HA3	1:F:491:MET:CE	2.22	0.70
1:I:265:ASN:O	1:I:269:GLY:HA3	1.91	0.70
1:M:301:ILE:HD12	1:M:301:ILE:N	2.06	0.70
1:D:237:LEU:HD22	2:R:26:VAL:HG22	1.73	0.70
1:K:221:LEU:HD13	1:K:222:LEU:N	2.07	0.70
1:F:44:PHE:H	1:F:44:PHE:HD1	1.35	0.70
2:O:92:LEU:O	2:P:6:LEU:HB2	1.91	0.70
1:G:162:ILE:HG21	1:G:403:THR:HG21	1.74	0.70
1:K:386:GLU:HG2	1:K:390:LYS:HE2	1.73	0.70

*Continued on next page...*



*Continued from previous page...*

Atom-1	Atom-2	Interatomic distance (Å)	Clash overlap (Å)
1:N:190:VAL:C	1:N:373:ALA:O	2.31	0.70
1:B:248:LEU:HD13	1:B:249:ILE:N	2.07	0.70
1:G:249:ILE:N	1:G:249:ILE:HD12	2.07	0.70
1:I:301:ILE:N	1:I:301:ILE:HD12	2.06	0.70
1:N:93:THR:O	1:N:96:ALA:HB3	1.90	0.70
1:G:449:ALA:HB3	1:G:450:PRO:HD3	1.72	0.70
2:S:40:VAL:HB	2:S:62:GLY:H	1.56	0.70
1:D:219:PHE:HD1	1:D:319:GLN:HE21	1.38	0.69
1:J:301:ILE:HD12	1:J:301:ILE:N	2.06	0.69
1:C:365:LEU:HD22	1:C:366:GLN:NE2	2.07	0.69
1:L:221:LEU:HD13	1:L:222:LEU:N	2.07	0.69
1:I:161:LEU:H	1:I:161:LEU:HD12	1.55	0.69
1:I:111:MET:HG2	1:I:435:ASP:OD1	1.91	0.69
1:N:265:ASN:O	1:N:269:GLY:HA3	1.91	0.69
1:K:191:GLU:OE2	1:K:346:VAL:HG21	1.90	0.69
1:F:291:ASP:HB3	1:F:345:ARG:HH21	1.58	0.69
1:D:234:LEU:CD1	1:D:234:LEU:H	2.05	0.69
1:I:69:MET:HE1	1:I:522:THR:HB	1.74	0.69
1:G:510:VAL:HG23	1:G:511:ALA:N	2.04	0.69
2:P:7:HIS:HB3	2:P:45:ASN:HD22	1.55	0.69
1:J:265:ASN:O	1:J:269:GLY:HA3	1.91	0.69
1:D:264:VAL:HA	1:D:267:MET:HB2	1.74	0.69
1:K:371:LYS:C	1:K:375:GLY:CA	2.61	0.69
1:A:235:PRO:HG2	1:A:236:VAL:H	1.57	0.69
1:B:134:LEU:HD12	1:B:134:LEU:N	2.06	0.69
1:N:205:ILE:HA	1:N:213:VAL:HG22	1.75	0.69
1:L:205:ILE:HA	1:L:213:VAL:HG22	1.74	0.69
1:J:116:LEU:HD23	1:J:435:ASP:O	1.91	0.69
1:F:392:LYS:O	1:F:396:VAL:HG23	1.92	0.69
1:F:249:ILE:N	1:F:249:ILE:HD12	2.08	0.69
1:G:277:LYS:HD3	1:G:285:ARG:HH22	1.56	0.69
1:I:221:LEU:HD13	1:I:222:LEU:N	2.07	0.69
1:M:205:ILE:HA	1:M:213:VAL:HG22	1.74	0.69
1:K:265:ASN:O	1:K:269:GLY:HA3	1.91	0.69
1:K:116:LEU:HD23	1:K:435:ASP:O	1.90	0.69
1:H:190:VAL:C	1:H:373:ALA:O	2.30	0.69
2:O:20:LYS:HB3	2:O:27:LEU:HG	1.73	0.69
1:E:199:TYR:CZ	1:E:202:PRO:HA	2.27	0.69
2:S:20:LYS:HD2	2:S:20:LYS:N	2.07	0.69
1:C:349:ILE:O	1:C:353:ILE:HG13	1.91	0.69
1:D:135:SER:HB2	1:D:497:THR:HG21	1.74	0.69

*Continued on next page...*



*Continued from previous page...*

Atom-1	Atom-2	Interatomic distance (Å)	Clash overlap (Å)
1:L:115:ASP:HB3	1:L:436:GLN:HG2	1.75	0.69
1:N:34:LYS:HB2	1:N:458:CYS:SG	2.33	0.69
1:F:266:THR:HG22	1:F:271:VAL:O	1.92	0.69
1:E:346:VAL:HG12	1:E:350:ARG:NH2	2.07	0.69
1:D:310:GLU:CD	1:D:310:GLU:H	1.95	0.69
1:H:205:ILE:HA	1:H:213:VAL:HG22	1.74	0.69
1:B:146:GLN:NE2	1:B:494:LEU:HD11	2.08	0.69
1:E:169:VAL:HB	1:E:173:GLY:HA3	1.74	0.69
1:C:169:VAL:HB	1:C:173:GLY:HA3	1.75	0.69
1:I:345:ARG:HA	1:I:348:GLN:HE21	1.58	0.69
1:K:191:GLU:HG2	1:K:343:GLN:NE2	2.08	0.69
1:F:222:LEU:N	1:F:222:LEU:HD12	2.08	0.69
1:K:301:ILE:HD12	1:K:301:ILE:N	2.06	0.69
1:B:325:ILE:HD12	1:B:325:ILE:N	2.07	0.69
1:F:324:VAL:C	1:F:325:ILE:HD12	2.12	0.69
1:N:96:ALA:O	1:N:100:ILE:HG13	1.93	0.69
1:L:82:ASN:HB2	1:L:89:THR:OG1	1.92	0.69
1:B:219:PHE:HB2	1:B:247:LEU:CD2	2.22	0.69
1:B:249:ILE:HD12	1:B:249:ILE:N	2.07	0.69
2:Q:47:ARG:HD3	2:Q:49:LEU:CD1	2.17	0.69
1:A:296:THR:HG22	1:A:335:GLY:HA3	1.74	0.69
1:J:422:VAL:O	1:J:425:LYS:HB2	1.93	0.69
1:I:17:LEU:O	1:I:20:VAL:HG13	1.92	0.69
1:K:417:VAL:HG21	1:K:488:MET:HG3	1.75	0.69
1:F:350:ARG:O	1:F:354:GLU:HG2	1.93	0.69
1:L:403:THR:O	1:L:407:VAL:HG23	1.93	0.69
1:B:123:ALA:HB2	1:B:440:ILE:HG23	1.74	0.69
1:E:486:GLY:HA3	1:E:491:MET:CE	2.22	0.69
2:Q:65:VAL:HG12	2:Q:94:ILE:HG12	1.73	0.69
1:A:177:VAL:HG11	1:A:397:GLU:HG2	1.75	0.69
1:H:398:ASP:O	1:H:401:HIS:HB2	1.92	0.69
1:D:5:ASP:HB2	1:D:524:LEU:HD23	1.75	0.69
1:K:193:MET:CA	1:K:376:VAL:HG21	2.12	0.69
1:F:234:LEU:N	1:F:235:PRO:HD2	2.07	0.69
1:E:342:ILE:O	1:E:346:VAL:HG23	1.92	0.69
1:N:345:ARG:HA	1:N:348:GLN:HE21	1.58	0.69
1:C:242:LYS:C	1:C:242:LYS:HD3	2.13	0.69
1:D:123:ALA:HB2	1:D:440:ILE:HG23	1.74	0.69
1:M:345:ARG:HA	1:M:348:GLN:HE21	1.58	0.69
1:D:325:ILE:N	1:D:325:ILE:HD12	2.08	0.69
1:A:239:ALA:O	1:A:242:LYS:HB3	1.93	0.69

*Continued on next page...*



*Continued from previous page...*

Atom-1	Atom-2	Interatomic distance (Å)	Clash overlap (Å)
1:A:248:LEU:C	1:A:249:ILE:HD12	2.13	0.69
2:R:34:LYS:HG3	2:R:35:SER:H	1.56	0.69
1:I:115:ASP:HB3	1:I:436:GLN:HG2	1.73	0.69
1:G:20:VAL:HG13	1:G:74:VAL:HG11	1.74	0.69
1:M:267:MET:O	1:M:267:MET:HG3	1.93	0.69
1:F:487:ASN:O	1:F:491:MET:HG3	1.92	0.69
1:H:267:MET:HG3	1:H:267:MET:O	1.93	0.69
1:G:247:LEU:HD12	1:G:249:ILE:CD1	2.23	0.68
1:G:288:MET:HA	1:G:291:ASP:OD2	1.92	0.68
1:A:248:LEU:HD13	1:A:249:ILE:N	2.09	0.68
1:A:256:GLY:HA2	1:A:259:LEU:HB2	1.75	0.68
1:G:273:VAL:CG1	1:G:274:ALA:H	2.06	0.68
1:G:325:ILE:HD12	1:G:325:ILE:N	2.08	0.68
1:L:301:ILE:HD12	1:L:301:ILE:N	2.06	0.68
1:C:285:ARG:HG3	1:C:286:LYS:H	1.56	0.68
1:A:325:ILE:HD12	1:A:325:ILE:N	2.09	0.68
1:D:278:ALA:HB1	1:D:279:PRO:CD	2.22	0.68
1:I:66:PHE:H	1:I:69:MET:HG3	1.57	0.68
1:I:32:GLY:HA3	1:I:454:ILE:HG23	1.75	0.68
1:C:324:VAL:C	1:C:325:ILE:HD12	2.13	0.68
1:L:111:MET:HG2	1:L:435:ASP:OD1	1.93	0.68
1:J:32:GLY:HA2	1:J:454:ILE:HD12	1.75	0.68
1:H:66:PHE:H	1:H:69:MET:HG3	1.58	0.68
1:K:205:ILE:HA	1:K:213:VAL:HG22	1.74	0.68
1:H:82:ASN:HB2	1:H:89:THR:OG1	1.92	0.68
1:K:191:GLU:HB2	1:K:342:ILE:CD1	2.18	0.68
1:A:218:PRO:CA	1:A:246:PRO:HG2	2.23	0.68
1:K:434:GLU:HA	1:K:437:ASN:ND2	2.08	0.68
1:B:134:LEU:O	1:B:136:VAL:HG13	1.93	0.68
1:J:455:VAL:HG13	1:J:460:GLU:HB2	1.75	0.68
1:B:124:VAL:HG13	1:B:504:LEU:CD1	2.23	0.68
2:R:7:HIS:O	2:R:8:ASP:HB3	1.93	0.68
1:F:5:ASP:HB2	1:F:524:LEU:HD23	1.75	0.68
1:H:175:ILE:HD12	1:H:175:ILE:N	2.08	0.68
1:B:264:VAL:HA	1:B:267:MET:HB2	1.75	0.68
1:H:465:VAL:O	1:H:469:VAL:HG23	1.93	0.68
1:D:256:GLY:HA2	1:D:259:LEU:HB2	1.76	0.68
1:G:290:GLN:N	1:G:290:GLN:OE1	2.26	0.68
1:C:234:LEU:H	1:C:234:LEU:CD1	2.06	0.68
1:A:247:LEU:HD12	1:A:249:ILE:CD1	2.23	0.68
1:D:18:ARG:HH11	1:D:18:ARG:CB	2.00	0.68

*Continued on next page...*



*Continued from previous page...*

Atom-1	Atom-2	Interatomic distance (Å)	Clash overlap (Å)
1:D:234:LEU:N	1:D:235:PRO:HD2	2.07	0.68
1:M:149:THR:CG2	1:M:156:GLU:HA	2.22	0.68
1:H:157:THR:O	1:H:160:LYS:HB3	1.93	0.68
1:C:417:VAL:O	1:C:420:ILE:HG22	1.94	0.68
1:C:82:ASN:HD22	1:C:86:GLY:HA2	1.58	0.68
1:G:404:ARG:HG3	1:G:404:ARG:HH11	1.58	0.68
1:M:373:ALA:C	1:M:376:VAL:H	1.97	0.68
1:A:219:PHE:HB2	1:A:247:LEU:HD22	1.74	0.68
1:E:214:GLU:CB	1:E:322:ARG:HD3	2.23	0.68
1:H:219:PHE:HE1	1:H:245:LYS:HB2	1.58	0.68
1:I:205:ILE:HA	1:I:213:VAL:HG22	1.74	0.68
1:A:404:ARG:HG3	1:A:404:ARG:HH11	1.58	0.68
1:F:339:GLU:HB3	1:F:343:GLN:OE1	1.93	0.68
1:K:82:ASN:HB2	1:K:89:THR:OG1	1.93	0.68
1:B:228:SER:O	1:B:257:GLU:HB3	1.93	0.68
1:D:199:TYR:CE1	1:D:327:LYS:HG3	2.28	0.68
1:M:314:LEU:H	1:M:314:LEU:CD1	2.06	0.68
1:A:456:LEU:HD13	1:A:462:PRO:CG	2.24	0.68
1:F:305:ILE:HG22	1:F:306:GLY:N	2.08	0.68
1:G:475:ASN:HD22	1:G:475:ASN:N	1.91	0.68
1:J:157:THR:O	1:J:160:LYS:HB3	1.94	0.68
1:D:220:ILE:HD12	1:D:220:ILE:N	2.08	0.68
1:D:257:GLU:O	1:D:261:THR:HG22	1.94	0.68
1:K:219:PHE:HE1	1:K:245:LYS:HB2	1.58	0.68
1:H:381:VAL:HB	1:H:389:MET:HE3	1.76	0.68
1:B:349:ILE:O	1:B:353:ILE:HG13	1.94	0.68
2:P:7:HIS:O	2:P:8:ASP:HB3	1.93	0.68
2:T:20:LYS:HD2	2:T:20:LYS:N	2.08	0.68
1:M:384:ALA:O	1:N:281:PHE:CD2	2.47	0.68
1:F:291:ASP:OD1	1:F:292:ILE:HG13	1.93	0.68
1:A:259:LEU:O	1:A:262:LEU:HB3	1.94	0.68
1:D:310:GLU:O	1:D:312:ALA:N	2.27	0.68
1:C:219:PHE:HB3	1:C:317:LEU:HD13	1.75	0.68
1:L:219:PHE:HE1	1:L:245:LYS:HB2	1.58	0.68
1:F:325:ILE:HD12	1:F:325:ILE:N	2.09	0.68
1:I:398:ASP:O	1:I:401:HIS:HB2	1.93	0.68
2:U:77:LYS:C	2:U:78:ILE:HD12	2.14	0.68
1:L:404:ARG:O	1:L:408:GLU:HG3	1.92	0.68
1:B:365:LEU:HD22	1:B:366:GLN:NE2	2.08	0.68
1:H:413:ALA:HB1	1:H:417:VAL:HB	1.76	0.68
1:J:267:MET:O	1:J:267:MET:HG3	1.93	0.68

*Continued on next page...*



*Continued from previous page...*

Atom-1	Atom-2	Interatomic distance (Å)	Clash overlap (Å)
1:J:345:ARG:HA	1:J:348:GLN:HE21	1.58	0.68
1:G:219:PHE:HD1	1:G:319:GLN:HE21	1.42	0.68
1:F:208:PRO:HB2	1:F:212:ALA:HB3	1.76	0.68
1:I:417:VAL:HG21	1:I:488:MET:HG3	1.76	0.68
2:U:17:VAL:HG13	2:U:34:LYS:HA	1.76	0.68
2:U:34:LYS:HG3	2:U:35:SER:H	1.58	0.68
1:J:205:ILE:HA	1:J:213:VAL:HG22	1.74	0.68
1:D:432:GLN:NE2	1:D:436:GLN:HE22	1.92	0.68
1:N:455:VAL:HG13	1:N:460:GLU:HB2	1.76	0.68
1:H:345:ARG:HA	1:H:348:GLN:HE21	1.58	0.68
1:M:373:ALA:N	1:M:375:GLY:CA	2.47	0.68
2:O:47:ARG:O	2:O:55:LYS:HE3	1.94	0.68
1:E:325:ILE:N	1:E:325:ILE:HD12	2.09	0.68
1:H:281:PHE:CE2	1:N:384:ALA:O	2.47	0.68
1:K:267:MET:HG3	1:K:267:MET:O	1.93	0.68
1:K:111:MET:HG2	1:K:435:ASP:OD1	1.94	0.68
1:N:5:ASP:HB2	1:N:524:LEU:HD23	1.76	0.68
1:E:27:VAL:HG12	1:E:90:THR:HG23	1.76	0.68
1:D:82:ASN:ND2	1:D:86:GLY:HA2	2.09	0.68
1:G:278:ALA:HB1	1:G:279:PRO:CD	2.23	0.67
1:N:247:LEU:HD22	1:N:248:LEU:N	2.10	0.67
1:H:314:LEU:H	1:H:314:LEU:CD1	2.06	0.67
1:F:486:GLY:HA3	1:F:491:MET:HE2	1.76	0.67
1:H:404:ARG:O	1:H:408:GLU:HG3	1.94	0.67
1:C:224:ASP:HB2	1:C:303:GLU:HB3	1.75	0.67
1:F:241:ALA:HA	1:F:271:VAL:HG12	1.74	0.67
1:E:249:ILE:HB	1:E:275:ALA:CB	2.24	0.67
1:C:247:LEU:O	1:C:273:VAL:HG13	1.94	0.67
1:F:349:ILE:HA	1:F:352:GLN:NE2	2.08	0.67
1:G:411:VAL:HA	1:G:497:THR:H	1.59	0.67
1:K:107:VAL:HG23	1:K:108:ALA:N	2.09	0.67
1:A:224:ASP:HB2	1:A:303:GLU:HB3	1.76	0.67
2:R:65:VAL:HG12	2:R:94:ILE:HG12	1.76	0.67
1:M:82:ASN:HB2	1:M:89:THR:OG1	1.95	0.67
2:P:14:ARG:HG2	2:P:15:LYS:N	2.09	0.67
1:L:191:GLU:HG2	1:L:343:GLN:HE21	1.54	0.67
1:G:249:ILE:HB	1:G:275:ALA:CB	2.24	0.67
1:J:247:LEU:HD22	1:J:248:LEU:N	2.10	0.67
1:L:149:THR:CG2	1:L:156:GLU:HA	2.24	0.67
1:K:66:PHE:H	1:K:69:MET:HG3	1.60	0.67
1:G:456:LEU:HD13	1:G:462:PRO:CG	2.24	0.67

*Continued on next page...*



*Continued from previous page...*

Atom-1	Atom-2	Interatomic distance (Å)	Clash overlap (Å)
1:I:175:ILE:HD12	1:I:175:ILE:N	2.10	0.67
1:D:404:ARG:HG3	1:D:404:ARG:HH11	1.59	0.67
1:M:455:VAL:HG13	1:M:460:GLU:HB2	1.76	0.67
1:B:169:VAL:HB	1:B:173:GLY:HA3	1.75	0.67
1:L:345:ARG:HA	1:L:348:GLN:HE21	1.58	0.67
1:I:366:GLN:O	1:I:374:GLY:HA3	1.93	0.67
1:F:321:LYS:HD2	1:F:333:ILE:HG22	1.76	0.67
1:E:247:LEU:HD12	1:E:249:ILE:CD1	2.25	0.67
1:E:288:MET:HA	1:E:291:ASP:OD2	1.94	0.67
1:E:322:ARG:HG2	1:E:323:VAL:N	2.09	0.67
1:E:339:GLU:HA	1:E:342:ILE:HB	1.76	0.67
1:M:219:PHE:HE1	1:M:245:LYS:HB2	1.58	0.67
1:M:247:LEU:HD22	1:M:248:LEU:N	2.10	0.67
1:J:219:PHE:HE1	1:J:245:LYS:HB2	1.58	0.67
2:O:17:VAL:HG13	2:O:34:LYS:HA	1.76	0.67
1:J:143:ALA:O	1:J:146:GLN:HB3	1.94	0.67
2:T:14:ARG:HG2	2:T:15:LYS:N	2.10	0.67
2:U:14:ARG:HG2	2:U:15:LYS:N	2.10	0.67
1:C:239:ALA:HB1	1:C:314:LEU:HD23	1.76	0.67
1:I:124:VAL:O	1:I:128:VAL:HG23	1.94	0.67
1:N:155:ASP:OD1	1:N:158:VAL:HG23	1.95	0.67
1:L:370:ALA:HA	1:L:374:GLY:O	1.67	0.67
1:C:215:LEU:HB3	1:C:246:PRO:HB2	1.76	0.67
1:E:259:LEU:O	1:E:262:LEU:HB3	1.93	0.67
1:C:194:GLN:HG2	1:C:195:PHE:N	2.09	0.67
1:E:239:ALA:O	1:E:242:LYS:HB3	1.94	0.67
2:U:37:ARG:HG2	2:U:37:ARG:HH11	1.59	0.67
1:F:123:ALA:HB2	1:F:440:ILE:HG23	1.76	0.67
1:N:175:ILE:HD12	1:N:175:ILE:N	2.09	0.67
1:I:267:MET:O	1:I:267:MET:HG3	1.93	0.67
1:B:228:SER:HA	1:B:255:GLU:CB	2.17	0.67
1:G:246:PRO:HA	1:G:272:LYS:O	1.95	0.67
1:E:195:PHE:O	1:E:329:THR:HG23	1.95	0.67
1:E:291:ASP:HB2	1:E:372:LEU:HD21	1.76	0.67
1:I:247:LEU:HD22	1:I:248:LEU:N	2.10	0.67
1:I:494:LEU:HD23	1:I:494:LEU:N	2.10	0.67
1:K:386:GLU:OE1	1:L:277:LYS:HD2	1.93	0.67
1:J:193:MET:HA	1:J:376:VAL:HG21	1.77	0.67
2:O:49:LEU:O	2:O:55:LYS:NZ	2.27	0.67
1:E:350:ARG:O	1:E:354:GLU:HG2	1.95	0.67
1:M:434:GLU:HA	1:M:437:ASN:HD22	1.57	0.67

*Continued on next page...*



*Continued from previous page...*

Atom-1	Atom-2	Interatomic distance (Å)	Clash overlap (Å)
1:I:385:THR:HG23	1:I:388:GLU:H	1.58	0.67
1:F:124:VAL:HG13	1:F:504:LEU:HD12	1.77	0.67
2:Q:92:LEU:O	2:R:6:LEU:HB2	1.94	0.67
1:E:273:VAL:CG1	1:E:274:ALA:H	2.04	0.67
1:J:314:LEU:H	1:J:314:LEU:CD1	2.06	0.67
1:D:414:GLY:HA2	1:D:495:ASP:OD2	1.95	0.67
1:C:44:PHE:H	1:C:44:PHE:HD1	1.35	0.67
1:N:267:MET:O	1:N:267:MET:HG3	1.93	0.67
2:Q:37:ARG:HH11	2:Q:37:ARG:HG2	1.59	0.67
1:K:487:ASN:HB3	1:K:490:ASP:HB2	1.77	0.67
1:H:34:LYS:HB2	1:H:458:CYS:SG	2.35	0.67
1:D:322:ARG:HG2	1:D:323:VAL:N	2.10	0.67
1:F:248:LEU:HD13	1:F:249:ILE:N	2.10	0.67
1:G:214:GLU:CB	1:G:322:ARG:HD3	2.20	0.67
1:G:194:GLN:HG3	1:G:330:THR:O	1.94	0.67
1:E:202:PRO:O	1:E:205:ILE:HG13	1.94	0.67
1:E:325:ILE:HG13	1:E:330:THR:HG23	1.76	0.67
1:M:226:LYS:HA	1:M:252:GLU:HB2	1.76	0.67
1:J:226:LYS:HA	1:J:252:GLU:HB2	1.76	0.67
1:F:499:VAL:HG23	1:F:500:THR:N	2.10	0.67
1:J:415:GLY:N	1:J:417:VAL:HG23	2.09	0.67
1:N:417:VAL:HG21	1:N:488:MET:HG3	1.76	0.67
2:O:40:VAL:HB	2:O:62:GLY:N	2.10	0.67
1:F:302:SER:HB2	1:F:305:ILE:HD13	1.76	0.67
1:L:267:MET:O	1:L:267:MET:HG3	1.93	0.67
1:E:472:GLY:HA3	1:E:476:TYR:CD2	2.29	0.67
1:B:247:LEU:HD13	1:B:248:LEU:N	2.10	0.67
1:G:247:LEU:O	1:G:273:VAL:HG13	1.95	0.67
1:E:220:ILE:N	1:E:220:ILE:HD12	2.10	0.67
1:N:219:PHE:HE1	1:N:245:LYS:HB2	1.58	0.67
1:K:247:LEU:HD22	1:K:248:LEU:N	2.09	0.67
1:L:96:ALA:O	1:L:100:ILE:HG13	1.94	0.67
2:Q:68:ASN:ND2	2:R:74:LYS:HE3	2.09	0.67
1:L:415:GLY:N	1:L:417:VAL:HG23	2.09	0.67
1:E:510:VAL:HG23	1:E:511:ALA:N	2.10	0.67
1:I:226:LYS:HA	1:I:252:GLU:HB2	1.76	0.67
2:P:20:LYS:HG2	2:P:27:LEU:HD23	1.77	0.66
2:P:20:LYS:HG3	2:P:28:THR:O	1.95	0.66
1:D:233:MET:CE	1:D:237:LEU:HB2	2.25	0.66
1:H:226:LYS:HA	1:H:252:GLU:HB2	1.76	0.66
1:H:247:LEU:HD22	1:H:248:LEU:N	2.10	0.66

*Continued on next page...*



*Continued from previous page...*

Atom-1	Atom-2	Interatomic distance (Å)	Clash overlap (Å)
1:L:226:LYS:HA	1:L:252:GLU:HB2	1.76	0.66
1:J:422:VAL:O	1:J:426:LEU:HD23	1.95	0.66
1:B:288:MET:HA	1:B:291:ASP:OD2	1.94	0.66
1:B:355:GLU:O	1:B:362:ARG:NH2	2.28	0.66
1:F:302:SER:HB2	1:F:305:ILE:HB	1.77	0.66
1:C:20:VAL:HG13	1:C:74:VAL:HG11	1.78	0.66
1:C:70:GLY:O	1:C:74:VAL:HG22	1.95	0.66
1:F:227:ILE:N	1:F:227:ILE:HD12	2.10	0.66
1:M:465:VAL:O	1:M:469:VAL:HG23	1.94	0.66
1:F:219:PHE:HB2	1:F:247:LEU:HD22	1.76	0.66
1:G:205:ILE:CD1	1:G:211:GLY:HA2	2.25	0.66
1:C:234:LEU:HD12	1:C:234:LEU:N	2.09	0.66
1:L:247:LEU:HD22	1:L:248:LEU:N	2.10	0.66
1:A:362:ARG:HA	1:A:365:LEU:HD13	1.77	0.66
1:D:281:PHE:O	1:D:285:ARG:HG2	1.94	0.66
1:F:349:ILE:HG21	1:F:369:VAL:HG22	1.77	0.66
2:Q:17:VAL:CG2	2:Q:34:LYS:HD2	2.25	0.66
1:E:309:LEU:HD12	1:E:309:LEU:H	1.58	0.66
2:U:17:VAL:HG21	2:U:34:LYS:HD2	1.77	0.66
1:J:199:TYR:HA	1:J:276:VAL:HG12	1.77	0.66
1:K:372:LEU:N	1:K:375:GLY:N	2.43	0.66
1:K:345:ARG:HA	1:K:348:GLN:HE21	1.58	0.66
1:G:234:LEU:CD1	1:G:234:LEU:H	2.09	0.66
1:E:247:LEU:HD12	1:E:249:ILE:HD11	1.76	0.66
1:N:434:GLU:HA	1:N:437:ASN:HD22	1.58	0.66
1:F:381:VAL:HG21	1:F:393:LYS:HA	1.77	0.66
1:I:107:VAL:HG23	1:I:108:ALA:N	2.10	0.66
1:A:461:GLU:HB2	1:A:464:VAL:HB	1.78	0.66
1:L:72:GLN:NE2	1:L:72:GLN:HA	2.10	0.66
2:O:20:LYS:HG2	2:O:27:LEU:CD2	2.26	0.66
1:M:249:ILE:HB	1:M:275:ALA:HB1	1.78	0.66
1:N:494:LEU:HD23	1:N:494:LEU:H	1.60	0.66
1:B:326:ASN:ND2	1:B:328:ASP:H	1.92	0.66
1:I:199:TYR:HA	1:I:276:VAL:HG12	1.77	0.66
1:K:169:VAL:CG2	1:K:370:ALA:HB1	2.25	0.66
1:B:214:GLU:HA	1:B:323:VAL:O	1.95	0.66
1:E:253:ASP:CG	1:E:254:VAL:H	1.99	0.66
1:C:273:VAL:CG1	1:C:274:ALA:H	2.07	0.66
1:N:249:ILE:HB	1:N:275:ALA:HB1	1.78	0.66
1:N:226:LYS:HA	1:N:252:GLU:HB2	1.76	0.66
1:K:249:ILE:HB	1:K:275:ALA:HB1	1.78	0.66

*Continued on next page...*



*Continued from previous page...*

Atom-1	Atom-2	Interatomic distance (Å)	Clash overlap (Å)
1:I:219:PHE:HE1	1:I:245:LYS:HB2	1.58	0.66
1:F:131:LEU:HD21	1:F:422:VAL:HG11	1.76	0.66
1:B:227:ILE:HD12	1:B:227:ILE:N	2.10	0.66
1:J:122:LYS:HE2	1:J:429:LEU:HD11	1.77	0.66
1:E:146:GLN:NE2	1:E:494:LEU:HD11	2.10	0.66
1:A:220:ILE:HG23	1:A:248:LEU:HD12	1.77	0.66
1:A:194:GLN:HG2	1:A:195:PHE:N	2.09	0.66
1:A:302:SER:HB2	1:A:305:ILE:HD13	1.76	0.66
1:N:115:ASP:HB3	1:N:436:GLN:HG2	1.77	0.66
1:M:161:LEU:HD12	1:M:161:LEU:H	1.60	0.66
1:B:472:GLY:HA3	1:B:476:TYR:CD2	2.31	0.66
2:R:84:LEU:N	2:R:84:LEU:HD12	2.11	0.66
1:F:239:ALA:O	1:F:242:LYS:HB3	1.96	0.66
1:F:284:ARG:HG2	1:F:288:MET:CE	2.25	0.66
1:G:206:ASN:CB	1:G:214:GLU:H	2.09	0.66
1:C:321:LYS:HD2	1:C:333:ILE:HG22	1.78	0.66
1:E:219:PHE:HB2	1:E:247:LEU:CD2	2.25	0.66
1:H:249:ILE:HB	1:H:275:ALA:HB1	1.78	0.66
1:M:123:ALA:HB2	1:M:440:ILE:HG23	1.78	0.66
1:A:146:GLN:NE2	1:A:494:LEU:HD11	2.10	0.66
1:A:228:SER:O	1:A:257:GLU:HB3	1.94	0.66
1:B:206:ASN:CB	1:B:214:GLU:H	2.09	0.66
1:C:350:ARG:O	1:C:354:GLU:HG2	1.94	0.66
1:F:456:LEU:HD13	1:F:462:PRO:CG	2.24	0.66
1:M:65:LYS:O	1:M:66:PHE:CB	2.43	0.66
1:H:107:VAL:HG23	1:H:108:ALA:N	2.10	0.66
1:L:499:VAL:HG23	1:L:500:THR:N	2.10	0.66
1:G:124:VAL:HG13	1:G:504:LEU:CD1	2.26	0.66
1:G:169:VAL:HB	1:G:173:GLY:HA3	1.78	0.66
1:N:160:LYS:HG2	1:N:164:GLU:OE2	1.95	0.66
1:D:223:ALA:HB3	1:D:251:ALA:HB2	1.78	0.66
1:D:214:GLU:CB	1:D:322:ARG:HD3	2.17	0.66
1:F:253:ASP:CG	1:F:254:VAL:H	1.99	0.66
1:G:220:ILE:HD12	1:G:220:ILE:N	2.09	0.66
1:N:277:LYS:NZ	1:N:277:LYS:HB2	2.11	0.66
1:C:219:PHE:HB2	1:C:247:LEU:HD22	1.76	0.66
1:K:226:LYS:HA	1:K:252:GLU:HB2	1.76	0.66
1:I:249:ILE:HB	1:I:275:ALA:HB1	1.78	0.66
1:F:355:GLU:O	1:F:362:ARG:NH2	2.24	0.66
1:D:70:GLY:O	1:D:74:VAL:HG22	1.96	0.66
1:E:302:SER:HB2	1:E:305:ILE:HB	1.78	0.66

*Continued on next page...*



*Continued from previous page...*

Atom-1	Atom-2	Interatomic distance (Å)	Clash overlap (Å)
2:Q:84:LEU:N	2:Q:84:LEU:HD12	2.10	0.66
1:L:413:ALA:CB	1:L:417:VAL:HB	2.26	0.66
1:L:449:ALA:HB3	1:L:450:PRO:HD3	1.78	0.66
1:D:124:VAL:HG22	1:D:504:LEU:HD11	1.77	0.66
2:T:48:ILE:HG23	2:T:54:VAL:HG22	1.78	0.66
1:F:214:GLU:HA	1:F:323:VAL:O	1.96	0.66
2:P:20:LYS:HG2	2:P:27:LEU:CD2	2.26	0.66
1:D:256:GLY:O	1:D:260:ALA:N	2.26	0.66
1:F:242:LYS:C	1:F:242:LYS:HD3	2.16	0.66
1:F:222:LEU:HD22	1:F:293:ALA:HB2	1.76	0.66
1:G:219:PHE:HB2	1:G:247:LEU:HD22	1.76	0.66
1:A:108:ALA:HB1	1:H:109:ALA:HB1	1.78	0.66
1:G:82:ASN:ND2	1:G:86:GLY:HA2	2.11	0.66
1:A:27:VAL:HG12	1:A:90:THR:HG23	1.78	0.66
1:E:219:PHE:HB2	1:E:247:LEU:HD22	1.77	0.65
1:E:350:ARG:HA	1:E:353:ILE:HD12	1.78	0.65
1:C:290:GLN:OE1	1:C:290:GLN:N	2.29	0.65
1:L:161:LEU:CD1	1:L:161:LEU:H	2.08	0.65
2:R:14:ARG:CD	2:R:35:SER:HB3	2.25	0.65
1:N:499:VAL:HG23	1:N:500:THR:N	2.10	0.65
2:O:40:VAL:HB	2:O:62:GLY:H	1.61	0.65
2:T:37:ARG:HH11	2:T:37:ARG:HG2	1.61	0.65
1:K:199:TYR:HA	1:K:276:VAL:HG12	1.77	0.65
1:H:199:TYR:HA	1:H:276:VAL:HG12	1.77	0.65
1:I:191:GLU:OE2	1:I:373:ALA:HB2	1.95	0.65
1:C:322:ARG:HB3	1:C:333:ILE:CD1	2.22	0.65
1:C:248:LEU:C	1:C:249:ILE:HD12	2.15	0.65
1:A:349:ILE:HG21	1:A:369:VAL:HG22	1.77	0.65
1:K:385:THR:HG23	1:K:388:GLU:H	1.62	0.65
1:M:403:THR:O	1:M:407:VAL:HG23	1.96	0.65
1:I:191:GLU:CB	1:I:372:LEU:HG	2.25	0.65
1:I:372:LEU:C	1:I:375:GLY:HA2	2.15	0.65
1:D:273:VAL:CG1	1:D:274:ALA:H	2.09	0.65
1:E:249:ILE:N	1:E:249:ILE:HD12	2.10	0.65
1:L:314:LEU:H	1:L:314:LEU:CD1	2.06	0.65
1:A:348:GLN:NE2	1:A:352:GLN:NE2	2.45	0.65
1:L:417:VAL:HG21	1:L:488:MET:HG3	1.79	0.65
1:L:277:LYS:HB2	1:L:277:LYS:NZ	2.11	0.65
1:M:34:LYS:HB2	1:M:458:CYS:SG	2.37	0.65
1:F:218:PRO:CA	1:F:246:PRO:HG2	2.26	0.65
1:G:235:PRO:HG2	1:G:236:VAL:H	1.60	0.65

*Continued on next page...*



*Continued from previous page...*

Atom-1	Atom-2	Interatomic distance (Å)	Clash overlap (Å)
1:B:257:GLU:O	1:B:261:THR:HG22	1.97	0.65
1:F:247:LEU:HB3	1:F:273:VAL:HG13	1.76	0.65
1:G:248:LEU:C	1:G:249:ILE:HD12	2.17	0.65
1:N:256:GLY:HA2	1:N:260:ALA:H	1.61	0.65
1:A:348:GLN:HE22	1:A:352:GLN:NE2	1.95	0.65
1:F:510:VAL:HG23	1:F:511:ALA:N	2.12	0.65
1:D:131:LEU:HD23	1:D:422:VAL:HG11	1.78	0.65
1:I:175:ILE:HD13	1:I:404:ARG:NH2	2.12	0.65
1:M:417:VAL:HG21	1:M:488:MET:HG3	1.78	0.65
1:L:30:THR:HB	1:L:51:LYS:O	1.97	0.65
1:A:123:ALA:HB2	1:A:440:ILE:HG23	1.77	0.65
1:F:29:VAL:HG23	1:F:30:THR:HG23	1.78	0.65
1:L:191:GLU:HG3	1:L:342:ILE:HG22	1.40	0.65
1:G:219:PHE:HB2	1:G:247:LEU:CD2	2.26	0.65
1:G:10:ASN:O	1:G:14:VAL:HG23	1.96	0.65
1:M:256:GLY:HA2	1:M:260:ALA:H	1.61	0.65
1:C:247:LEU:HD12	1:C:249:ILE:HD11	1.77	0.65
1:D:360:TYR:O	1:D:364:LYS:HE2	1.96	0.65
1:B:456:LEU:HD13	1:B:462:PRO:CG	2.27	0.65
2:T:47:ARG:HD2	2:T:55:LYS:HD2	1.77	0.65
1:A:499:VAL:HG23	1:A:500:THR:N	2.11	0.65
1:L:494:LEU:H	1:L:494:LEU:HD23	1.61	0.65
1:K:494:LEU:HD23	1:K:494:LEU:N	2.11	0.65
2:O:47:ARG:HD3	2:O:49:LEU:CD1	2.26	0.65
1:B:321:LYS:HD2	1:B:333:ILE:HG22	1.78	0.65
1:J:249:ILE:HB	1:J:275:ALA:HB1	1.78	0.65
1:A:135:SER:HB2	1:A:497:THR:HG21	1.79	0.65
1:J:115:ASP:HB3	1:J:436:GLN:HG2	1.77	0.65
1:F:213:VAL:O	1:F:324:VAL:HA	1.97	0.65
1:K:115:ASP:HB3	1:K:436:GLN:HG2	1.79	0.65
1:H:155:ASP:OD1	1:H:158:VAL:HG23	1.97	0.65
1:E:310:GLU:O	1:E:312:ALA:N	2.30	0.65
1:D:368:ARG:CD	1:D:372:LEU:HD11	2.27	0.65
1:B:82:ASN:ND2	1:B:86:GLY:HA2	2.12	0.65
1:M:199:TYR:HA	1:M:276:VAL:HG12	1.77	0.65
1:M:277:LYS:HB2	1:M:277:LYS:NZ	2.11	0.65
1:B:313:THR:HB	1:B:315:GLU:OE2	1.96	0.65
1:C:281:PHE:H	1:C:284:ARG:HD2	1.61	0.65
1:L:66:PHE:H	1:L:69:MET:HG3	1.62	0.65
1:F:193:MET:O	1:F:331:THR:HG23	1.97	0.65
1:C:123:ALA:HB2	1:C:440:ILE:HG23	1.78	0.65

*Continued on next page...*



*Continued from previous page...*

Atom-1	Atom-2	Interatomic distance (Å)	Clash overlap (Å)
1:E:499:VAL:HG23	1:E:500:THR:N	2.10	0.65
1:D:368:ARG:HG2	1:D:372:LEU:HG	1.79	0.65
1:F:52:ASP:OD1	1:F:54:VAL:HG12	1.96	0.65
1:J:25:ASP:HA	1:J:28:LYS:HE2	1.78	0.65
1:J:191:GLU:CA	1:J:372:LEU:C	2.63	0.65
1:D:320:ALA:HA	1:D:335:GLY:HA2	1.78	0.65
1:F:229:ASN:C	1:F:231:ARG:H	1.96	0.65
1:G:313:THR:CG2	1:G:315:GLU:HG3	2.27	0.65
2:S:55:LYS:H	2:S:55:LYS:CE	2.09	0.65
1:B:44:PHE:H	1:B:44:PHE:HD1	1.40	0.65
1:F:228:SER:HA	1:F:255:GLU:CB	2.18	0.65
1:G:279:PRO:HB2	1:G:285:ARG:HA	1.78	0.65
1:L:226:LYS:HG3	1:L:252:GLU:HB3	1.79	0.65
1:L:155:ASP:OD1	1:L:158:VAL:HG23	1.97	0.65
1:D:346:VAL:CG1	1:D:350:ARG:HH22	2.10	0.65
1:F:326:ASN:ND2	1:F:328:ASP:H	1.94	0.65
1:M:69:MET:HE2	1:M:522:THR:HB	1.78	0.65
1:L:116:LEU:HD23	1:L:435:ASP:O	1.97	0.65
2:O:12:VAL:HG23	2:O:84:LEU:HB2	1.79	0.65
1:I:384:ALA:O	1:J:281:PHE:CE2	2.50	0.65
1:J:371:LYS:C	1:J:375:GLY:C	2.55	0.64
1:H:370:ALA:C	1:H:375:GLY:N	2.42	0.64
1:B:248:LEU:C	1:B:249:ILE:HD12	2.18	0.64
1:H:256:GLY:HA2	1:H:260:ALA:H	1.61	0.64
1:A:249:ILE:HD12	1:A:249:ILE:N	2.12	0.64
1:M:226:LYS:HG3	1:M:252:GLU:HB3	1.78	0.64
2:O:78:ILE:HD13	2:O:83:VAL:CG2	2.26	0.64
1:B:349:ILE:HG21	1:B:369:VAL:HG22	1.79	0.64
1:E:499:VAL:CG2	1:E:500:THR:N	2.59	0.64
2:R:78:ILE:HD13	2:R:83:VAL:HG21	1.78	0.64
1:M:326:ASN:OD1	1:M:329:THR:HB	1.97	0.64
1:L:326:ASN:OD1	1:L:329:THR:HB	1.97	0.64
1:A:338:GLU:O	1:A:341:ALA:HB3	1.97	0.64
2:O:68:ASN:HD22	2:P:74:LYS:HE3	1.62	0.64
1:L:199:TYR:HA	1:L:276:VAL:HG12	1.77	0.64
1:L:400:LEU:HD23	1:L:400:LEU:C	2.18	0.64
1:N:199:TYR:HA	1:N:276:VAL:HG12	1.77	0.64
1:D:249:ILE:N	1:D:249:ILE:HD12	2.11	0.64
1:K:277:LYS:NZ	1:K:277:LYS:HB2	2.11	0.64
1:C:280:GLY:HA3	1:C:284:ARG:HH11	1.62	0.64
1:B:291:ASP:HB3	1:B:345:ARG:NH2	2.12	0.64

*Continued on next page...*



*Continued from previous page...*

Atom-1	Atom-2	Interatomic distance (Å)	Clash overlap (Å)
1:A:44:PHE:H	1:A:44:PHE:HD1	1.40	0.64
2:R:96:GLU:OE1	2:S:4:ARG:HB2	1.96	0.64
2:T:20:LYS:HD2	2:T:20:LYS:H	1.62	0.64
1:M:415:GLY:H	1:M:417:VAL:HG23	1.62	0.64
1:F:35:GLY:HA3	1:F:51:LYS:HE2	1.78	0.64
1:N:122:LYS:HE2	1:N:429:LEU:HD11	1.79	0.64
1:I:135:SER:HA	1:I:412:VAL:HG12	1.79	0.64
1:A:29:VAL:HG23	1:A:30:THR:HG23	1.78	0.64
1:N:191:GLU:HA	1:N:373:ALA:N	2.10	0.64
1:D:206:ASN:CB	1:D:214:GLU:H	2.11	0.64
1:F:249:ILE:HB	1:F:275:ALA:CB	2.28	0.64
1:F:249:ILE:HB	1:F:275:ALA:HB2	1.79	0.64
1:G:348:GLN:NE2	1:G:352:GLN:NE2	2.45	0.64
1:J:256:GLY:HA2	1:J:260:ALA:H	1.61	0.64
1:J:277:LYS:HB2	1:J:277:LYS:NZ	2.11	0.64
1:A:265:ASN:HB3	1:A:271:VAL:HG22	1.78	0.64
1:D:233:MET:HE2	1:D:237:LEU:HB2	1.79	0.64
1:C:247:LEU:HD12	1:C:249:ILE:CD1	2.27	0.64
2:S:84:LEU:N	2:S:84:LEU:HD12	2.12	0.64
1:F:348:GLN:HE22	1:F:352:GLN:NE2	1.96	0.64
1:A:302:SER:HB2	1:A:305:ILE:HB	1.77	0.64
2:S:17:VAL:CG1	2:S:34:LYS:HA	2.28	0.64
1:B:353:ILE:HG12	1:B:366:GLN:NE2	2.12	0.64
1:B:366:GLN:HA	1:B:369:VAL:CG2	2.27	0.64
1:A:33:PRO:HA	1:A:153:ASN:ND2	2.11	0.64
1:I:143:ALA:O	1:I:147:VAL:HG12	1.96	0.64
1:B:472:GLY:HA3	1:B:476:TYR:HD2	1.63	0.64
2:O:68:ASN:ND2	2:P:74:LYS:HE3	2.12	0.64
1:I:403:THR:O	1:I:407:VAL:HG23	1.97	0.64
1:K:398:ASP:O	1:K:401:HIS:HB2	1.96	0.64
1:H:277:LYS:NZ	1:H:277:LYS:HB2	2.11	0.64
1:K:191:GLU:CB	1:K:342:ILE:HD13	2.19	0.64
1:D:219:PHE:HB2	1:D:247:LEU:HD22	1.80	0.64
1:D:248:LEU:HD13	1:D:249:ILE:N	2.13	0.64
2:R:20:LYS:HG3	2:R:28:THR:O	1.97	0.64
1:K:256:GLY:HA2	1:K:260:ALA:H	1.61	0.64
1:E:353:ILE:HG12	1:E:366:GLN:HE22	1.62	0.64
1:D:18:ARG:HB2	1:D:67:GLU:HG2	1.80	0.64
1:C:262:LEU:HD11	1:C:273:VAL:HB	1.80	0.64
1:L:249:ILE:HB	1:L:275:ALA:HB1	1.78	0.64
1:A:277:LYS:HD3	1:A:285:ARG:NH2	2.13	0.64

*Continued on next page...*



*Continued from previous page...*

Atom-1	Atom-2	Interatomic distance (Å)	Clash overlap (Å)
1:D:350:ARG:O	1:D:354:GLU:HG2	1.97	0.64
1:D:20:VAL:HG13	1:D:74:VAL:HG11	1.78	0.64
1:B:207:LYS:HB2	1:B:207:LYS:NZ	2.13	0.64
1:K:149:THR:CG2	1:K:156:GLU:HA	2.27	0.64
1:G:123:ALA:HB2	1:G:440:ILE:HG23	1.80	0.64
2:P:20:LYS:HD2	2:P:20:LYS:H	1.63	0.64
1:F:278:ALA:HB1	1:F:279:PRO:CD	2.27	0.64
1:L:256:GLY:HA2	1:L:260:ALA:H	1.61	0.64
1:C:368:ARG:HG2	1:C:372:LEU:HG	1.80	0.64
2:Q:20:LYS:HD2	2:Q:20:LYS:N	2.12	0.64
1:F:360:TYR:H	1:F:363:GLU:CD	2.00	0.64
2:T:84:LEU:N	2:T:84:LEU:HD12	2.13	0.64
1:H:417:VAL:HG21	1:H:488:MET:HG3	1.79	0.64
1:I:277:LYS:HB2	1:I:277:LYS:NZ	2.11	0.64
1:J:190:VAL:C	1:J:373:ALA:HA	2.17	0.64
1:G:213:VAL:O	1:G:324:VAL:HA	1.98	0.64
1:E:324:VAL:C	1:E:325:ILE:HD12	2.18	0.64
1:F:346:VAL:CG1	1:F:350:ARG:HH22	2.09	0.64
1:H:32:GLY:HA3	1:H:454:ILE:HG23	1.80	0.64
1:F:414:GLY:HA2	1:F:495:ASP:OD2	1.98	0.64
1:C:131:LEU:CD2	1:C:422:VAL:HG11	2.27	0.64
1:I:226:LYS:HG3	1:I:252:GLU:HB3	1.78	0.64
1:B:82:ASN:HD22	1:B:86:GLY:HA2	1.63	0.64
1:D:222:LEU:N	1:D:222:LEU:HD12	2.12	0.64
1:N:23:LEU:O	1:N:27:VAL:HG12	1.96	0.64
1:D:27:VAL:HG12	1:D:90:THR:HG23	1.78	0.64
1:H:191:GLU:HG3	1:H:343:GLN:N	2.13	0.64
2:P:20:LYS:HD2	2:P:20:LYS:N	2.12	0.64
1:G:229:ASN:HA	1:G:257:GLU:OE2	1.98	0.64
1:J:223:ALA:HB3	1:J:251:ALA:CB	2.25	0.64
1:D:350:ARG:HA	1:D:353:ILE:HD12	1.78	0.64
1:F:208:PRO:HB2	1:F:212:ALA:CB	2.28	0.64
1:K:415:GLY:H	1:K:417:VAL:HG23	1.62	0.64
2:S:12:VAL:HG23	2:S:84:LEU:HB2	1.78	0.64
1:M:115:ASP:HB3	1:M:436:GLN:HG2	1.80	0.64
1:H:325:ILE:N	1:H:325:ILE:HD12	2.13	0.64
1:H:413:ALA:CB	1:H:417:VAL:HB	2.28	0.64
1:J:191:GLU:HG3	1:J:343:GLN:N	2.12	0.64
1:D:247:LEU:HD12	1:D:249:ILE:CD1	2.28	0.64
1:G:18:ARG:CB	1:G:18:ARG:HH11	2.02	0.64
1:F:352:GLN:C	1:F:365:LEU:HD11	2.18	0.64

*Continued on next page...*



*Continued from previous page...*

Atom-1	Atom-2	Interatomic distance (Å)	Clash overlap (Å)
1:I:499:VAL:HG23	1:I:500:THR:N	2.12	0.64
1:B:411:VAL:HA	1:B:497:THR:H	1.61	0.64
1:N:123:ALA:HB2	1:N:440:ILE:HG23	1.80	0.64
1:F:135:SER:HB2	1:F:497:THR:HG21	1.79	0.64
1:K:325:ILE:N	1:K:325:ILE:HD12	2.13	0.64
1:A:5:ASP:HB2	1:A:524:LEU:CD2	2.28	0.64
1:N:161:LEU:HD12	1:N:161:LEU:H	1.63	0.64
1:B:29:VAL:HG23	1:B:30:THR:HG23	1.80	0.64
1:K:326:ASN:OD1	1:K:329:THR:HB	1.97	0.64
1:K:373:ALA:H	1:K:375:GLY:N	1.96	0.64
1:D:219:PHE:HB2	1:D:247:LEU:CD2	2.28	0.64
1:C:310:GLU:O	1:C:312:ALA:N	2.31	0.64
1:D:233:MET:CA	1:D:310:GLU:HG3	2.24	0.64
1:K:226:LYS:HG3	1:K:252:GLU:HB3	1.79	0.64
1:A:195:PHE:O	1:A:329:THR:HG23	1.98	0.64
1:D:345:ARG:O	1:D:349:ILE:HG13	1.98	0.64
1:F:195:PHE:O	1:F:329:THR:HG23	1.98	0.64
1:L:422:VAL:O	1:L:425:LYS:HB2	1.97	0.64
1:K:385:THR:O	1:K:389:MET:HB2	1.98	0.64
1:A:417:VAL:HA	1:A:420:ILE:HG22	1.80	0.64
2:U:14:ARG:HD3	2:U:35:SER:HB3	1.79	0.64
1:N:415:GLY:N	1:N:417:VAL:HG23	2.12	0.64
1:I:160:LYS:HG2	1:I:164:GLU:OE2	1.97	0.64
1:N:157:THR:O	1:N:160:LYS:HB3	1.97	0.64
1:F:30:THR:HB	1:F:51:LYS:HG3	1.79	0.64
1:H:326:ASN:OD1	1:H:329:THR:HB	1.97	0.64
1:B:160:LYS:HE3	1:B:164:GLU:OE2	1.97	0.64
1:K:175:ILE:N	1:K:175:ILE:HD12	2.12	0.64
1:B:220:ILE:HD12	1:B:220:ILE:N	2.13	0.64
1:C:322:ARG:HG2	1:C:323:VAL:N	2.13	0.64
1:E:228:SER:O	1:E:257:GLU:HB3	1.97	0.64
1:H:226:LYS:HG3	1:H:252:GLU:HB3	1.78	0.64
2:S:78:ILE:HD13	2:S:83:VAL:CG2	2.26	0.64
1:H:171:LYS:HD3	1:H:407:VAL:HG11	1.79	0.64
1:E:130:GLU:O	1:E:134:LEU:HD13	1.97	0.64
1:B:20:VAL:HG13	1:B:74:VAL:HG11	1.80	0.64
1:M:385:THR:O	1:M:389:MET:HB2	1.98	0.64
1:J:325:ILE:N	1:J:325:ILE:HD12	2.13	0.64
1:L:325:ILE:HD12	1:L:325:ILE:N	2.13	0.64
1:E:512:GLY:O	1:E:515:ILE:HG12	1.98	0.64
1:A:54:VAL:HB	1:A:89:THR:HG21	1.79	0.64

*Continued on next page...*



*Continued from previous page...*

Atom-1	Atom-2	Interatomic distance (Å)	Clash overlap (Å)
1:B:219:PHE:HB3	1:B:317:LEU:HD13	1.80	0.63
1:I:256:GLY:HA2	1:I:260:ALA:H	1.61	0.63
2:S:49:LEU:O	2:S:55:LYS:NZ	2.32	0.63
1:K:478:TYR:HB2	1:K:485:TYR:CD2	2.33	0.63
1:M:25:ASP:HA	1:M:28:LYS:HE2	1.79	0.63
1:I:25:ASP:HA	1:I:28:LYS:HE2	1.78	0.63
1:E:147:VAL:O	1:E:150:ILE:HG22	1.97	0.63
1:D:160:LYS:HE3	1:D:164:GLU:OE2	1.98	0.63
1:K:372:LEU:N	1:K:375:GLY:H	1.96	0.63
1:G:235:PRO:HG3	1:G:310:GLU:HB3	1.80	0.63
1:D:228:SER:HA	1:D:255:GLU:CB	2.28	0.63
1:D:10:ASN:O	1:D:14:VAL:HG23	1.97	0.63
1:I:66:PHE:HA	1:I:520:MET:HE1	1.79	0.63
1:F:207:LYS:CB	1:F:208:PRO:HD3	2.27	0.63
1:N:325:ILE:HD12	1:N:325:ILE:N	2.13	0.63
1:J:111:MET:HG2	1:J:435:ASP:OD1	1.98	0.63
1:F:264:VAL:HA	1:F:267:MET:HB2	1.79	0.63
1:J:326:ASN:OD1	1:J:329:THR:HB	1.97	0.63
1:M:365:LEU:O	1:M:369:VAL:HG23	1.99	0.63
1:J:226:LYS:HG3	1:J:252:GLU:HB3	1.78	0.63
1:G:130:GLU:O	1:G:133:ALA:HB3	1.98	0.63
1:B:279:PRO:HG2	1:B:288:MET:HE3	1.80	0.63
1:H:157:THR:O	1:H:161:LEU:HD13	1.98	0.63
1:B:177:VAL:HG11	1:B:397:GLU:HG2	1.80	0.63
2:P:37:ARG:HG2	2:P:37:ARG:HH11	1.63	0.63
1:N:326:ASN:OD1	1:N:329:THR:HB	1.97	0.63
1:L:365:LEU:O	1:L:369:VAL:HG23	1.99	0.63
1:I:365:LEU:O	1:I:369:VAL:HG23	1.99	0.63
1:J:191:GLU:O	1:J:295:LEU:HD13	1.98	0.63
1:B:222:LEU:N	1:B:222:LEU:HD12	2.14	0.63
1:B:247:LEU:HD12	1:B:249:ILE:HD11	1.79	0.63
1:D:259:LEU:O	1:D:263:VAL:HG23	1.98	0.63
1:F:291:ASP:HB3	1:F:345:ARG:NH2	2.12	0.63
1:G:325:ILE:HG13	1:G:330:THR:HG23	1.80	0.63
1:G:326:ASN:ND2	1:G:328:ASP:H	1.95	0.63
1:A:247:LEU:O	1:A:273:VAL:HG13	1.97	0.63
1:E:252:GLU:O	1:E:253:ASP:HB2	1.99	0.63
1:C:288:MET:HA	1:C:291:ASP:OD2	1.99	0.63
1:D:349:ILE:O	1:D:353:ILE:HG13	1.99	0.63
1:C:499:VAL:HG23	1:C:500:THR:N	2.14	0.63
1:H:422:VAL:O	1:H:426:LEU:HD23	1.98	0.63

*Continued on next page...*



*Continued from previous page...*

Atom-1	Atom-2	Interatomic distance (Å)	Clash overlap (Å)
1:H:365:LEU:O	1:H:369:VAL:HG23	1.99	0.63
1:F:280:GLY:HA3	1:F:284:ARG:NH1	2.13	0.63
1:E:247:LEU:HB3	1:E:273:VAL:HG13	1.79	0.63
1:E:291:ASP:OD1	1:E:292:ILE:HG13	1.98	0.63
1:D:234:LEU:HD12	1:D:234:LEU:N	2.11	0.63
1:C:365:LEU:HD22	1:C:366:GLN:HE22	1.63	0.63
1:A:199:TYR:HE1	1:A:327:LYS:HG3	1.64	0.63
1:A:199:TYR:HE2	1:A:205:ILE:HG12	1.63	0.63
1:D:456:LEU:HD13	1:D:462:PRO:CG	2.28	0.63
1:A:223:ALA:HB3	1:A:251:ALA:CB	2.28	0.63
2:P:47:ARG:HG2	2:P:49:LEU:H	1.63	0.63
1:L:385:THR:HG23	1:L:388:GLU:H	1.63	0.63
1:N:31:LEU:HG	1:N:454:ILE:HD11	1.81	0.63
2:S:43:VAL:HG23	2:S:61:VAL:HG22	1.80	0.63
1:J:365:LEU:O	1:J:369:VAL:HG23	1.99	0.63
1:M:370:ALA:C	1:M:375:GLY:N	2.52	0.63
1:K:365:LEU:O	1:K:369:VAL:HG23	1.99	0.63
1:G:228:SER:O	1:G:257:GLU:HB3	1.98	0.63
1:G:365:LEU:O	1:G:369:VAL:HG23	1.99	0.63
1:B:324:VAL:C	1:B:325:ILE:HD12	2.18	0.63
1:N:226:LYS:HG3	1:N:252:GLU:HB3	1.79	0.63
1:K:314:LEU:H	1:K:314:LEU:CD1	2.06	0.63
2:T:49:LEU:O	2:T:55:LYS:NZ	2.32	0.63
1:N:169:VAL:HG21	1:N:370:ALA:HB1	1.80	0.63
1:E:310:GLU:H	1:E:310:GLU:CD	2.02	0.63
1:L:37:ASN:H	1:L:37:ASN:ND2	1.96	0.63
1:I:180:GLY:HA2	1:I:380:LYS:HB3	1.80	0.63
1:E:391:GLU:O	1:E:394:ALA:HB3	1.98	0.63
1:J:169:VAL:HG22	1:J:370:ALA:HB1	1.78	0.63
1:H:345:ARG:HA	1:H:348:GLN:NE2	2.14	0.63
1:F:215:LEU:O	1:F:218:PRO:HD3	1.98	0.63
1:D:322:ARG:HG2	1:D:323:VAL:H	1.62	0.63
1:E:353:ILE:HG12	1:E:366:GLN:NE2	2.14	0.63
1:D:309:LEU:HD12	1:D:309:LEU:H	1.64	0.63
1:J:499:VAL:HG23	1:J:500:THR:N	2.13	0.63
1:D:339:GLU:HB3	1:D:343:GLN:OE1	1.99	0.63
1:M:450:PRO:O	1:M:454:ILE:HG12	1.99	0.63
1:H:434:GLU:HA	1:H:437:ASN:ND2	2.14	0.63
2:T:55:LYS:N	2:T:55:LYS:HE2	2.11	0.63
1:D:510:VAL:HG23	1:D:511:ALA:H	1.62	0.63
2:U:78:ILE:HD13	2:U:83:VAL:CG2	2.27	0.63

*Continued on next page...*



*Continued from previous page...*

Atom-1	Atom-2	Interatomic distance (Å)	Clash overlap (Å)
1:E:131:LEU:HD21	1:E:422:VAL:HG11	1.78	0.63
2:T:17:VAL:CG2	2:T:34:LYS:HD2	2.29	0.63
2:Q:34:LYS:HG3	2:Q:35:SER:H	1.63	0.63
1:H:200:LEU:CD1	1:H:276:VAL:HA	2.29	0.63
1:N:82:ASN:HB2	1:N:89:THR:OG1	1.97	0.63
1:C:404:ARG:HG3	1:C:404:ARG:HH11	1.63	0.63
1:J:82:ASN:HB2	1:J:89:THR:OG1	1.99	0.63
1:A:368:ARG:HG2	1:A:372:LEU:HG	1.81	0.63
1:J:138:CYS:SG	1:J:144:ILE:HD13	2.39	0.63
2:T:97:ALA:O	2:U:1:MET:HA	1.99	0.63
1:I:345:ARG:HA	1:I:348:GLN:NE2	2.14	0.63
1:L:247:LEU:H	1:L:273:VAL:HG12	1.64	0.63
1:A:342:ILE:O	1:A:346:VAL:HG23	1.98	0.63
1:N:345:ARG:HA	1:N:348:GLN:NE2	2.14	0.63
1:I:422:VAL:O	1:I:425:LYS:HB2	1.99	0.63
2:Q:5:PRO:CD	2:Q:42:ALA:HB1	2.28	0.63
2:Q:77:LYS:HG3	2:Q:80:ASN:HA	1.81	0.63
1:M:325:ILE:N	1:M:325:ILE:HD12	2.13	0.63
2:R:77:LYS:HG3	2:R:80:ASN:HA	1.80	0.63
1:I:326:ASN:OD1	1:I:329:THR:HB	1.97	0.63
1:G:108:ALA:HB1	1:N:109:ALA:HB1	1.80	0.63
2:Q:50:GLU:OE1	2:R:50:GLU:HA	1.98	0.63
1:N:373:ALA:CB	1:N:375:GLY:CA	2.65	0.63
1:D:266:THR:HA	1:D:271:VAL:O	1.99	0.63
1:E:218:PRO:CA	1:E:246:PRO:HG2	2.29	0.63
1:C:223:ALA:HB3	1:C:251:ALA:HB2	1.80	0.63
1:C:256:GLY:O	1:C:260:ALA:N	2.31	0.63
1:D:283:ASP:O	1:D:287:ALA:HB2	1.98	0.63
1:K:426:LEU:H	1:K:426:LEU:CD2	2.09	0.63
1:G:207:LYS:HB2	1:G:207:LYS:NZ	2.12	0.63
1:I:325:ILE:HD12	1:I:325:ILE:N	2.13	0.63
2:P:17:VAL:HG13	2:P:34:LYS:HA	1.80	0.63
1:J:200:LEU:CD1	1:J:276:VAL:HA	2.29	0.63
1:I:200:LEU:CD1	1:I:276:VAL:HA	2.29	0.63
1:L:472:GLY:HA3	1:L:476:TYR:HD2	1.63	0.63
1:F:224:ASP:HB2	1:F:303:GLU:HB3	1.80	0.63
1:J:10:ASN:O	1:J:11:ASP:C	2.38	0.63
1:F:229:ASN:HA	1:F:257:GLU:OE2	1.99	0.62
1:C:368:ARG:O	1:C:372:LEU:HG	1.97	0.62
1:G:242:LYS:HD3	1:G:242:LYS:C	2.20	0.62
1:L:223:ALA:HB3	1:L:251:ALA:CB	2.25	0.62

*Continued on next page...*



*Continued from previous page...*

Atom-1	Atom-2	Interatomic distance (Å)	Clash overlap (Å)
1:J:247:LEU:H	1:J:273:VAL:HG12	1.64	0.62
1:K:422:VAL:O	1:K:425:LYS:HB2	1.99	0.62
1:K:147:VAL:HA	1:K:150:ILE:HD12	1.81	0.62
1:F:313:THR:HB	1:F:315:GLU:OE2	1.99	0.62
1:I:411:VAL:HG21	1:I:494:LEU:HD12	1.79	0.62
1:F:127:ALA:O	1:F:130:GLU:HB2	1.99	0.62
2:O:6:LEU:O	2:O:7:HIS:O	2.16	0.62
1:B:226:LYS:C	1:B:227:ILE:HD12	2.19	0.62
1:K:200:LEU:CD1	1:K:276:VAL:HA	2.29	0.62
1:A:210:THR:OG1	1:G:351:GLN:HG2	1.97	0.62
1:L:58:ARG:HD3	1:L:209:GLU:OE1	1.99	0.62
1:F:18:ARG:HB2	1:F:67:GLU:HG2	1.80	0.62
1:N:426:LEU:H	1:N:426:LEU:CD2	2.09	0.62
1:B:135:SER:HB2	1:B:497:THR:HG21	1.81	0.62
1:J:107:VAL:HG23	1:J:108:ALA:N	2.13	0.62
1:E:70:GLY:O	1:E:74:VAL:HG22	1.99	0.62
1:L:200:LEU:CD1	1:L:276:VAL:HA	2.29	0.62
1:H:302:SER:HB2	1:H:305:ILE:HD12	1.82	0.62
1:J:478:TYR:HB2	1:J:485:TYR:CD2	2.35	0.62
1:J:371:LYS:O	1:J:376:VAL:N	2.23	0.62
1:M:345:ARG:HA	1:M:348:GLN:NE2	2.14	0.62
1:B:273:VAL:CG1	1:B:274:ALA:H	2.12	0.62
1:F:310:GLU:O	1:F:312:ALA:N	2.32	0.62
1:C:220:ILE:N	1:C:220:ILE:HD12	2.14	0.62
1:H:247:LEU:H	1:H:273:VAL:HG12	1.64	0.62
1:A:291:ASP:HB3	1:A:345:ARG:NH2	2.13	0.62
1:M:32:GLY:HA2	1:M:454:ILE:HD12	1.81	0.62
1:H:16:MET:HG3	1:H:520:MET:SD	2.38	0.62
1:M:116:LEU:HD23	1:M:435:ASP:O	1.98	0.62
1:I:385:THR:O	1:I:389:MET:HB2	1.99	0.62
1:I:124:VAL:HG13	1:I:504:LEU:CD1	2.28	0.62
1:M:200:LEU:CD1	1:M:276:VAL:HA	2.29	0.62
1:K:72:GLN:HA	1:K:72:GLN:NE2	2.14	0.62
1:J:345:ARG:HA	1:J:348:GLN:NE2	2.14	0.62
1:G:234:LEU:HD12	1:G:234:LEU:N	2.12	0.62
1:D:239:ALA:HB1	1:D:314:LEU:HD23	1.79	0.62
1:N:247:LEU:H	1:N:273:VAL:HG12	1.64	0.62
1:H:223:ALA:HB3	1:H:251:ALA:CB	2.25	0.62
1:M:247:LEU:H	1:M:273:VAL:HG12	1.64	0.62
1:A:207:LYS:CB	1:A:208:PRO:HD3	2.25	0.62
1:H:31:LEU:HG	1:H:454:ILE:HD11	1.81	0.62

*Continued on next page...*



*Continued from previous page...*

Atom-1	Atom-2	Interatomic distance (Å)	Clash overlap (Å)
1:N:200:LEU:CD1	1:N:276:VAL:HA	2.29	0.62
1:N:302:SER:HB2	1:N:305:ILE:HD12	1.82	0.62
1:F:219:PHE:HB2	1:F:247:LEU:CD2	2.28	0.62
1:B:218:PRO:CA	1:B:246:PRO:HG2	2.30	0.62
1:F:18:ARG:CB	1:F:18:ARG:HH11	2.05	0.62
1:G:313:THR:N	1:G:316:ASP:OD2	2.33	0.62
1:M:66:PHE:H	1:M:69:MET:HG3	1.65	0.62
1:H:145:ALA:HA	1:H:159:GLY:O	1.99	0.62
1:C:411:VAL:HA	1:C:497:THR:H	1.64	0.62
2:P:14:ARG:HD3	2:P:35:SER:HB3	1.81	0.62
1:A:372:LEU:O	1:A:373:ALA:HB2	2.00	0.62
2:Q:50:GLU:O	2:Q:52:GLY:N	2.32	0.62
1:G:72:GLN:NE2	1:G:72:GLN:HA	2.15	0.62
1:C:25:ASP:HA	1:C:28:LYS:HE2	1.79	0.62
1:B:247:LEU:HD12	1:B:249:ILE:CD1	2.30	0.62
1:F:257:GLU:O	1:F:261:THR:HG22	2.00	0.62
1:G:241:ALA:HA	1:G:271:VAL:HG12	1.79	0.62
1:B:218:PRO:HA	1:B:246:PRO:HG2	1.81	0.62
1:E:18:ARG:HH11	1:E:18:ARG:CB	2.01	0.62
1:C:219:PHE:HD1	1:C:319:GLN:HE21	1.48	0.62
1:D:496:PRO:HG2	1:D:499:VAL:HG13	1.81	0.62
1:L:385:THR:O	1:L:389:MET:HB2	2.00	0.62
1:H:155:ASP:CG	1:H:158:VAL:HG23	2.20	0.62
1:I:157:THR:O	1:I:161:LEU:HD13	1.99	0.62
1:M:164:GLU:O	1:M:167:ASP:HB3	1.99	0.62
1:N:386:GLU:HG2	1:N:390:LYS:HE2	1.81	0.62
1:B:52:ASP:OD1	1:B:54:VAL:HG12	2.00	0.62
1:C:475:ASN:N	1:C:475:ASN:HD22	1.97	0.62
1:D:266:THR:CG2	1:D:273:VAL:H	2.12	0.62
1:K:247:LEU:H	1:K:273:VAL:HG12	1.64	0.62
1:F:134:LEU:HD12	1:F:134:LEU:N	2.15	0.62
1:A:44:PHE:N	1:A:44:PHE:HD1	1.94	0.62
1:G:399:ALA:O	1:G:403:THR:HG23	2.00	0.62
1:G:433:ASN:HD21	1:G:435:ASP:HB2	1.65	0.62
1:G:224:ASP:HB2	1:G:303:GLU:HB3	1.81	0.62
1:I:302:SER:HB2	1:I:305:ILE:HD12	1.82	0.62
1:K:403:THR:O	1:K:407:VAL:HG23	1.99	0.62
1:D:218:PRO:CA	1:D:246:PRO:HG2	2.30	0.62
1:F:259:LEU:O	1:F:262:LEU:HB3	1.99	0.62
1:B:235:PRO:HG2	1:B:236:VAL:H	1.63	0.62
1:E:280:GLY:HA3	1:E:284:ARG:NH1	2.13	0.62

*Continued on next page...*



*Continued from previous page...*

Atom-1	Atom-2	Interatomic distance (Å)	Clash overlap (Å)
1:E:291:ASP:HB3	1:E:345:ARG:NH2	2.14	0.62
1:D:295:LEU:O	1:D:337:GLY:HA3	2.00	0.62
1:G:417:VAL:HA	1:G:420:ILE:HG22	1.82	0.62
1:B:350:ARG:HD3	1:B:353:ILE:HD12	1.82	0.62
1:C:499:VAL:CG2	1:C:500:THR:N	2.62	0.62
2:O:7:HIS:HB3	2:O:45:ASN:HD22	1.64	0.62
1:E:94:VAL:HG12	1:E:449:ALA:HB1	1.82	0.62
1:I:404:ARG:O	1:I:408:GLU:HG3	1.99	0.62
1:F:472:GLY:HA3	1:F:476:TYR:CD2	2.35	0.62
1:I:122:LYS:HE2	1:I:429:LEU:HD11	1.81	0.62
1:E:278:ALA:HB1	1:E:279:PRO:CD	2.30	0.62
1:F:18:ARG:O	1:F:22:VAL:HG23	2.00	0.62
1:C:281:PHE:H	1:C:284:ARG:CD	2.13	0.62
2:R:18:GLU:CD	2:R:33:ALA:HB3	2.19	0.62
1:K:413:ALA:CB	1:K:417:VAL:HB	2.30	0.62
1:L:123:ALA:HB2	1:L:440:ILE:HG23	1.82	0.62
1:N:365:LEU:O	1:N:369:VAL:HG23	1.99	0.62
1:M:149:THR:CG2	1:M:159:GLY:HA3	2.30	0.62
1:B:35:GLY:HA3	1:B:51:LYS:HE2	1.81	0.62
1:G:339:GLU:HB3	1:G:343:GLN:OE1	1.99	0.62
1:M:373:ALA:C	1:M:376:VAL:N	2.53	0.62
1:D:247:LEU:O	1:D:273:VAL:HG13	1.99	0.62
1:F:219:PHE:HB3	1:F:317:LEU:HD13	1.80	0.62
1:F:221:LEU:HD13	1:F:317:LEU:CD2	2.29	0.62
2:O:22:ALA:O	2:O:26:VAL:HB	1.99	0.62
1:N:314:LEU:CD1	1:N:314:LEU:H	2.06	0.62
1:M:223:ALA:HB3	1:M:251:ALA:CB	2.25	0.62
1:L:413:ALA:HB1	1:L:417:VAL:HB	1.81	0.62
1:N:217:SER:HB3	1:N:321:LYS:HA	1.82	0.62
1:E:472:GLY:HA3	1:E:476:TYR:HD2	1.64	0.62
1:F:25:ASP:HA	1:F:28:LYS:HE2	1.82	0.62
1:D:116:LEU:O	1:D:120:ILE:HG13	1.99	0.62
1:A:200:LEU:N	1:A:200:LEU:HD12	2.15	0.61
1:A:360:TYR:O	1:A:364:LYS:HE2	1.99	0.61
1:H:32:GLY:CA	1:H:454:ILE:HG23	2.30	0.61
1:F:202:PRO:O	1:F:205:ILE:HG13	2.00	0.61
1:M:217:SER:HB3	1:M:321:LYS:HA	1.82	0.61
1:G:227:ILE:N	1:G:227:ILE:HD12	2.15	0.61
1:I:178:GLU:O	1:I:380:LYS:HA	2.00	0.61
1:B:475:ASN:N	1:B:475:ASN:HD22	1.97	0.61
1:C:472:GLY:HA3	1:C:476:TYR:CD2	2.35	0.61

*Continued on next page...*



*Continued from previous page...*

Atom-1	Atom-2	Interatomic distance (Å)	Clash overlap (Å)
1:D:169:VAL:HB	1:D:173:GLY:HA3	1.81	0.61
1:M:191:GLU:N	1:M:373:ALA:HA	2.14	0.61
1:B:249:ILE:HB	1:B:275:ALA:CB	2.30	0.61
1:F:233:MET:HE3	1:F:236:VAL:HB	1.81	0.61
1:E:222:LEU:HD12	1:E:222:LEU:N	2.15	0.61
1:C:291:ASP:OD1	1:C:292:ILE:HG13	2.00	0.61
1:E:414:GLY:HA2	1:E:495:ASP:OD2	2.00	0.61
1:E:313:THR:N	1:E:316:ASP:OD2	2.33	0.61
2:Q:76:GLU:O	2:Q:83:VAL:HG22	2.00	0.61
1:A:134:LEU:N	1:A:134:LEU:HD12	2.15	0.61
1:B:381:VAL:HG21	1:B:393:LYS:HA	1.82	0.61
2:P:7:HIS:HB3	2:P:45:ASN:ND2	2.14	0.61
1:G:450:PRO:O	1:G:454:ILE:HG13	1.99	0.61
1:D:433:ASN:HD21	1:D:435:ASP:HB2	1.65	0.61
1:K:122:LYS:HE2	1:K:429:LEU:HD11	1.81	0.61
2:O:37:ARG:HG2	2:O:37:ARG:HH11	1.64	0.61
2:T:43:VAL:HG23	2:T:61:VAL:HG22	1.82	0.61
1:A:41:ASP:HB2	1:G:69:MET:SD	2.40	0.61
1:H:191:GLU:HG2	1:H:343:GLN:NE2	2.16	0.61
1:B:310:GLU:O	1:B:312:ALA:N	2.32	0.61
1:D:346:VAL:HG12	1:D:350:ARG:NH2	2.15	0.61
1:C:207:LYS:CB	1:C:208:PRO:HD3	2.27	0.61
1:L:25:ASP:HA	1:L:28:LYS:HE2	1.81	0.61
2:O:40:VAL:CG1	2:O:61:VAL:HA	2.30	0.61
1:B:5:ASP:HB2	1:B:524:LEU:HD23	1.82	0.61
1:A:259:LEU:O	1:A:263:VAL:HG23	2.00	0.61
1:E:295:LEU:HD23	1:E:295:LEU:C	2.21	0.61
1:G:299:THR:HB	1:G:316:ASP:HB3	1.82	0.61
1:F:448:GLU:O	1:F:452:ARG:HG2	2.00	0.61
1:E:207:LYS:CB	1:E:208:PRO:HD3	2.24	0.61
1:C:194:GLN:HB2	1:C:331:THR:HG23	1.83	0.61
2:S:17:VAL:CG2	2:S:34:LYS:HD2	2.28	0.61
1:E:234:LEU:N	1:E:234:LEU:HD12	2.14	0.61
2:T:68:ASN:ND2	2:U:74:LYS:HE3	2.16	0.61
1:D:450:PRO:O	1:D:454:ILE:HG13	2.00	0.61
1:B:504:LEU:C	1:B:504:LEU:HD13	2.21	0.61
1:I:455:VAL:HG13	1:I:460:GLU:HB2	1.82	0.61
1:C:76:GLU:OE1	1:D:387:VAL:HG13	2.00	0.61
1:K:345:ARG:HA	1:K:348:GLN:NE2	2.14	0.61
1:B:201:SER:HB3	1:B:259:LEU:HD22	1.82	0.61
1:B:266:THR:CG2	1:B:273:VAL:H	2.12	0.61

*Continued on next page...*



*Continued from previous page...*

Atom-1	Atom-2	Interatomic distance (Å)	Clash overlap (Å)
1:I:257:GLU:O	1:I:261:THR:HG23	2.01	0.61
1:H:257:GLU:O	1:H:261:THR:HG23	2.01	0.61
1:F:289:LEU:HD23	1:F:292:ILE:HD12	1.82	0.61
1:B:325:ILE:HG13	1:B:330:THR:HG23	1.82	0.61
1:C:228:SER:HA	1:C:255:GLU:CB	2.25	0.61
1:K:135:SER:HA	1:K:412:VAL:HG12	1.82	0.61
1:C:433:ASN:HD21	1:C:435:ASP:HB2	1.63	0.61
2:T:77:LYS:HG3	2:T:80:ASN:HA	1.82	0.61
1:L:217:SER:HB3	1:L:321:LYS:HA	1.82	0.61
1:M:124:VAL:HG13	1:M:504:LEU:HD13	1.82	0.61
1:D:33:PRO:HA	1:D:153:ASN:ND2	2.15	0.61
1:G:5:ASP:HB2	1:G:524:LEU:HD23	1.83	0.61
1:D:65:LYS:O	1:D:69:MET:HG3	2.00	0.61
1:F:234:LEU:HD12	1:F:234:LEU:N	2.15	0.61
1:G:194:GLN:HB2	1:G:331:THR:HG23	1.82	0.61
1:A:228:SER:HA	1:A:255:GLU:CB	2.19	0.61
1:I:247:LEU:H	1:I:273:VAL:HG12	1.64	0.61
1:E:413:ALA:HB1	1:E:417:VAL:HG11	1.83	0.61
1:E:234:LEU:H	1:E:234:LEU:CD1	2.12	0.61
1:N:186:GLU:HB2	1:N:380:LYS:HB2	1.83	0.61
1:L:345:ARG:HA	1:L:348:GLN:NE2	2.14	0.61
1:L:373:ALA:H	1:L:375:GLY:N	1.97	0.61
1:B:247:LEU:O	1:B:273:VAL:HG13	2.01	0.61
1:L:257:GLU:O	1:L:261:THR:HG23	2.01	0.61
1:N:257:GLU:O	1:N:261:THR:HG23	2.01	0.61
1:N:223:ALA:HB3	1:N:251:ALA:CB	2.25	0.61
1:H:219:PHE:HB2	1:H:247:LEU:HD23	1.83	0.61
1:C:193:MET:SD	1:C:371:LYS:HB3	2.40	0.61
1:J:450:PRO:O	1:J:454:ILE:HG12	2.01	0.61
1:K:383:ALA:CB	1:K:389:MET:HA	2.31	0.61
2:Q:77:LYS:C	2:Q:78:ILE:HD12	2.21	0.61
1:N:179:ASP:OD2	1:N:390:LYS:HG2	2.01	0.61
1:M:400:LEU:HD23	1:M:400:LEU:C	2.21	0.61
1:E:264:VAL:HA	1:E:267:MET:HB2	1.82	0.61
1:K:372:LEU:CA	1:K:375:GLY:CA	2.71	0.61
1:N:189:VAL:C	1:N:373:ALA:O	2.37	0.61
1:F:218:PRO:HA	1:F:246:PRO:HG2	1.82	0.61
1:K:257:GLU:O	1:K:261:THR:HG23	2.01	0.61
1:J:257:GLU:O	1:J:261:THR:HG23	2.01	0.61
1:C:368:ARG:CD	1:C:372:LEU:HD11	2.31	0.61
1:N:221:LEU:C	1:N:221:LEU:HD13	2.21	0.61

*Continued on next page...*



*Continued from previous page...*

Atom-1	Atom-2	Interatomic distance (Å)	Clash overlap (Å)
1:K:223:ALA:HB3	1:K:251:ALA:CB	2.25	0.61
1:H:219:PHE:HB3	1:H:317:LEU:HD23	1.82	0.61
1:D:339:GLU:H	1:D:339:GLU:CD	2.04	0.61
2:O:34:LYS:HG3	2:O:35:SER:H	1.66	0.61
1:G:448:GLU:O	1:G:452:ARG:HG2	2.00	0.61
1:H:217:SER:HB3	1:H:321:LYS:HA	1.83	0.61
1:K:217:SER:HB3	1:K:321:LYS:HA	1.83	0.61
1:M:124:VAL:HG13	1:M:504:LEU:CD1	2.31	0.61
1:F:247:LEU:O	1:F:273:VAL:HG13	2.01	0.61
1:C:308:GLU:HB2	1:C:311:LYS:HB2	1.81	0.61
1:E:285:ARG:HG3	1:E:286:LYS:H	1.64	0.61
1:K:221:LEU:C	1:K:221:LEU:HD13	2.21	0.61
1:H:221:LEU:HD13	1:H:221:LEU:C	2.21	0.61
1:F:194:GLN:HB2	1:F:331:THR:HG23	1.83	0.61
1:M:411:VAL:HG21	1:M:494:LEU:CD1	2.31	0.61
1:N:155:ASP:CG	1:N:158:VAL:HG23	2.21	0.61
1:M:135:SER:HA	1:M:412:VAL:HG12	1.82	0.61
1:A:124:VAL:HG22	1:A:504:LEU:HD11	1.83	0.61
1:E:69:MET:SD	1:F:41:ASP:HB2	2.41	0.61
1:K:302:SER:HB2	1:K:305:ILE:HD12	1.82	0.61
1:B:193:MET:O	1:B:331:THR:HG23	2.01	0.61
1:E:326:ASN:ND2	1:E:328:ASP:H	1.99	0.61
1:L:221:LEU:HD13	1:L:221:LEU:C	2.21	0.61
1:D:77:VAL:HG12	1:D:510:VAL:HG21	1.82	0.61
1:B:70:GLY:O	1:B:74:VAL:HG22	2.00	0.61
1:B:131:LEU:HD21	1:B:422:VAL:HG11	1.83	0.61
1:I:217:SER:HB3	1:I:321:LYS:HA	1.82	0.61
2:P:77:LYS:C	2:P:78:ILE:HD12	2.20	0.61
1:J:217:SER:HB3	1:J:321:LYS:HA	1.82	0.61
2:R:68:ASN:HD22	2:S:74:LYS:HE3	1.66	0.61
1:D:325:ILE:HG13	1:D:330:THR:HG23	1.82	0.60
1:F:223:ALA:HB3	1:F:251:ALA:CB	2.31	0.60
1:F:265:ASN:HA	1:F:270:ILE:HD12	1.81	0.60
1:A:222:LEU:N	1:A:222:LEU:HD12	2.15	0.60
1:A:360:TYR:HA	1:A:363:GLU:CD	2.19	0.60
1:I:219:PHE:HB2	1:I:247:LEU:HD23	1.82	0.60
1:B:510:VAL:HG23	1:B:511:ALA:N	2.16	0.60
1:K:264:VAL:HA	1:K:267:MET:HG2	1.83	0.60
1:E:146:GLN:HE21	1:E:494:LEU:HD11	1.66	0.60
1:A:372:LEU:O	1:A:373:ALA:CB	2.49	0.60
1:M:302:SER:HB2	1:M:305:ILE:HD12	1.82	0.60

*Continued on next page...*



*Continued from previous page...*

Atom-1	Atom-2	Interatomic distance (Å)	Clash overlap (Å)
2:S:37:ARG:HH11	2:S:37:ARG:HG2	1.66	0.60
2:P:97:ALA:O	2:Q:1:MET:HA	2.01	0.60
1:N:10:ASN:O	1:N:11:ASP:C	2.40	0.60
1:D:299:THR:HB	1:D:316:ASP:HB3	1.81	0.60
1:N:448:GLU:HB3	1:N:452:ARG:HD2	1.82	0.60
1:F:146:GLN:NE2	1:F:494:LEU:HD11	2.15	0.60
1:A:313:THR:HB	1:A:315:GLU:OE2	2.00	0.60
1:A:10:ASN:O	1:A:14:VAL:HG23	2.02	0.60
1:C:248:LEU:HD13	1:C:249:ILE:N	2.16	0.60
1:K:219:PHE:HB3	1:K:317:LEU:HD23	1.82	0.60
1:L:161:LEU:HD12	1:L:161:LEU:N	2.16	0.60
1:I:223:ALA:HB3	1:I:251:ALA:CB	2.25	0.60
1:M:499:VAL:HG23	1:M:500:THR:N	2.15	0.60
1:D:339:GLU:N	1:D:339:GLU:CD	2.55	0.60
2:O:17:VAL:CG1	2:O:34:LYS:HA	2.32	0.60
1:E:108:ALA:CB	1:L:109:ALA:O	2.49	0.60
1:B:348:GLN:NE2	1:B:352:GLN:NE2	2.49	0.60
1:M:264:VAL:HA	1:M:267:MET:HG2	1.83	0.60
2:Q:18:GLU:CD	2:Q:33:ALA:HB3	2.21	0.60
1:D:270:ILE:HD13	2:R:27:LEU:HB2	1.83	0.60
1:G:253:ASP:CG	1:G:254:VAL:H	2.05	0.60
1:G:291:ASP:OD1	1:G:292:ILE:HG13	2.01	0.60
1:M:257:GLU:O	1:M:261:THR:HG23	2.01	0.60
1:K:219:PHE:HB2	1:K:247:LEU:HD23	1.83	0.60
1:L:219:PHE:HB3	1:L:317:LEU:HD23	1.82	0.60
1:J:221:LEU:C	1:J:221:LEU:HD13	2.21	0.60
2:P:48:ILE:HG12	2:P:54:VAL:HG13	1.82	0.60
2:U:17:VAL:CG2	2:U:34:LYS:HD2	2.32	0.60
1:A:227:ILE:HD12	1:A:227:ILE:N	2.16	0.60
2:R:6:LEU:O	2:R:7:HIS:O	2.19	0.60
1:J:264:VAL:HA	1:J:267:MET:HG2	1.84	0.60
1:D:30:THR:HB	1:D:51:LYS:HG3	1.82	0.60
1:A:160:LYS:HE3	1:A:164:GLU:OE2	2.01	0.60
1:D:142:LYS:HE2	1:D:146:GLN:OE1	2.00	0.60
1:G:472:GLY:HA3	1:G:476:TYR:CD2	2.36	0.60
1:D:271:VAL:O	1:D:271:VAL:HG23	2.02	0.60
1:G:285:ARG:HG3	1:G:286:LYS:H	1.67	0.60
1:C:320:ALA:HA	1:C:334:ASP:O	2.02	0.60
1:N:219:PHE:HB3	1:N:317:LEU:HD23	1.82	0.60
1:I:219:PHE:HB3	1:I:317:LEU:HD23	1.82	0.60
2:R:49:LEU:O	2:R:55:LYS:NZ	2.35	0.60

*Continued on next page...*



*Continued from previous page...*

Atom-1	Atom-2	Interatomic distance (Å)	Clash overlap (Å)
1:C:213:VAL:HB	1:C:325:ILE:HD13	1.84	0.60
1:K:66:PHE:HA	1:K:520:MET:HE1	1.84	0.60
1:F:200:LEU:N	1:F:200:LEU:HD12	2.15	0.60
1:B:346:VAL:HG12	1:B:350:ARG:HH22	1.66	0.60
1:B:44:PHE:N	1:B:44:PHE:HD1	1.95	0.60
1:G:44:PHE:N	1:G:44:PHE:HD1	1.94	0.60
1:L:147:VAL:HA	1:L:150:ILE:HD12	1.84	0.60
1:N:264:VAL:HA	1:N:267:MET:HG2	1.83	0.60
1:F:381:VAL:CG1	1:F:392:LYS:CG	2.79	0.60
1:B:124:VAL:HG13	1:B:504:LEU:HD12	1.83	0.60
1:K:392:LYS:O	1:K:396:VAL:HG23	2.02	0.60
1:M:180:GLY:HA2	1:M:380:LYS:HB3	1.83	0.60
1:I:191:GLU:HG3	1:I:342:ILE:C	2.21	0.60
1:J:69:MET:HE2	1:J:522:THR:HB	1.84	0.60
1:H:115:ASP:HB3	1:H:436:GLN:HG2	1.83	0.60
1:G:499:VAL:CG2	1:G:500:THR:N	2.65	0.60
1:B:413:ALA:HB1	1:B:417:VAL:HG11	1.83	0.60
1:J:383:ALA:CB	1:J:389:MET:HA	2.31	0.60
1:A:146:GLN:HE21	1:A:494:LEU:HD11	1.65	0.60
1:K:284:ARG:CB	1:K:284:ARG:HH11	2.14	0.60
1:E:239:ALA:HB1	1:E:314:LEU:HD23	1.83	0.60
1:L:264:VAL:HA	1:L:267:MET:HG2	1.83	0.60
2:T:20:LYS:HG2	2:T:27:LEU:CD2	2.32	0.60
1:H:400:LEU:C	1:H:400:LEU:HD23	2.22	0.60
1:E:84:ALA:HB2	1:E:506:TYR:HE2	1.66	0.60
1:L:302:SER:HB2	1:L:305:ILE:HD12	1.82	0.60
1:H:372:LEU:CA	1:H:375:GLY:HA2	2.31	0.60
1:G:272:LYS:NZ	1:G:272:LYS:HB2	2.16	0.60
2:O:20:LYS:N	2:O:20:LYS:HD2	2.16	0.60
1:B:10:ASN:O	1:B:14:VAL:HG23	2.01	0.60
1:B:18:ARG:O	1:B:22:VAL:HG23	2.01	0.60
1:E:18:ARG:HB2	1:E:67:GLU:HG2	1.83	0.60
1:B:233:MET:CA	1:B:310:GLU:HG3	2.18	0.60
1:C:249:ILE:HB	1:C:275:ALA:HB1	1.84	0.60
1:C:259:LEU:O	1:C:262:LEU:HB3	2.01	0.60
1:D:281:PHE:O	1:D:284:ARG:HB3	2.01	0.60
1:C:199:TYR:CZ	1:C:202:PRO:HA	2.36	0.60
1:L:107:VAL:HG23	1:L:108:ALA:H	1.67	0.60
2:U:84:LEU:HD12	2:U:84:LEU:N	2.16	0.60
1:J:200:LEU:HD13	1:J:276:VAL:HA	1.84	0.60
1:N:200:LEU:HD13	1:N:276:VAL:HA	1.84	0.60

*Continued on next page...*



*Continued from previous page...*

Atom-1	Atom-2	Interatomic distance (Å)	Clash overlap (Å)
1:K:395:ARG:O	1:K:398:ASP:HB2	2.02	0.60
1:B:25:ASP:HA	1:B:28:LYS:HE2	1.82	0.60
1:C:28:LYS:O	1:C:30:THR:N	2.35	0.60
1:B:512:GLY:O	1:B:515:ILE:HG12	2.00	0.60
2:T:7:HIS:O	2:T:8:ASP:HB3	2.02	0.60
1:K:359:ASP:O	1:K:363:GLU:HB2	2.02	0.60
1:B:229:ASN:C	1:B:231:ARG:H	2.03	0.60
1:D:195:PHE:O	1:D:329:THR:HG23	2.02	0.60
1:G:349:ILE:HG21	1:G:369:VAL:HG22	1.82	0.60
1:C:310:GLU:H	1:C:310:GLU:CD	2.04	0.60
1:L:219:PHE:HB2	1:L:247:LEU:HD23	1.82	0.60
1:J:219:PHE:HB3	1:J:317:LEU:HD23	1.82	0.60
1:A:291:ASP:HB3	1:A:345:ARG:HH21	1.65	0.60
1:J:426:LEU:CD2	1:J:426:LEU:H	2.09	0.60
1:G:131:LEU:HD23	1:G:422:VAL:HG11	1.83	0.60
1:J:23:LEU:O	1:J:27:VAL:HG12	2.02	0.60
2:O:40:VAL:HG12	2:O:61:VAL:HA	1.84	0.60
1:I:161:LEU:N	1:I:161:LEU:HD12	2.17	0.60
1:K:124:VAL:HG13	1:K:504:LEU:HD11	1.83	0.60
1:C:44:PHE:N	1:C:44:PHE:HD1	1.93	0.60
1:I:264:VAL:HA	1:I:267:MET:HG2	1.83	0.60
1:K:200:LEU:HD13	1:K:276:VAL:HA	1.84	0.60
1:A:34:LYS:HD2	1:A:458:CYS:SG	2.41	0.60
1:M:55:SER:HA	1:M:58:ARG:NH1	2.17	0.60
1:J:359:ASP:O	1:J:363:GLU:HB2	2.02	0.60
1:A:237:LEU:CD2	2:O:26:VAL:HG22	2.29	0.60
1:A:270:ILE:HD13	2:O:27:LEU:HB2	1.84	0.60
2:O:27:LEU:HD23	2:O:27:LEU:O	2.01	0.60
1:C:241:ALA:HA	1:C:271:VAL:HG12	1.83	0.60
1:J:219:PHE:HB2	1:J:247:LEU:HD23	1.83	0.60
1:D:207:LYS:CB	1:D:208:PRO:HD3	2.24	0.60
1:H:31:LEU:HG	1:H:454:ILE:CD1	2.31	0.60
1:F:499:VAL:CG2	1:F:500:THR:N	2.65	0.60
1:H:200:LEU:HD13	1:H:276:VAL:HA	1.84	0.60
1:A:169:VAL:HB	1:A:173:GLY:HA3	1.84	0.60
1:J:302:SER:HB2	1:J:305:ILE:HD12	1.82	0.60
1:G:368:ARG:HG2	1:G:372:LEU:HG	1.83	0.60
1:F:122:LYS:HE2	1:F:429:LEU:HD11	1.83	0.60
1:I:366:GLN:O	1:I:374:GLY:CA	2.50	0.60
1:A:234:LEU:H	1:A:234:LEU:CD1	2.14	0.60
1:J:233:MET:HE1	1:J:309:LEU:HD13	1.84	0.60

*Continued on next page...*



*Continued from previous page...*

Atom-1	Atom-2	Interatomic distance (Å)	Clash overlap (Å)
1:E:247:LEU:O	1:E:273:VAL:HG13	2.02	0.60
1:M:221:LEU:C	1:M:221:LEU:HD13	2.21	0.60
1:A:353:ILE:HG12	1:A:366:GLN:HE22	1.67	0.60
1:H:385:THR:HG23	1:H:388:GLU:HB3	1.83	0.60
1:F:313:THR:N	1:F:316:ASP:OD2	2.32	0.60
1:E:235:PRO:HG3	1:E:310:GLU:HB3	1.83	0.60
1:N:107:VAL:HG23	1:N:108:ALA:N	2.15	0.60
1:N:398:ASP:O	1:N:401:HIS:HB2	2.02	0.60
1:L:37:ASN:H	1:L:37:ASN:HD22	1.50	0.60
1:M:200:LEU:HD13	1:M:276:VAL:HA	1.84	0.60
1:N:25:ASP:HA	1:N:28:LYS:HE2	1.84	0.60
1:H:169:VAL:HG22	1:H:169:VAL:O	2.01	0.60
1:H:216:GLU:CD	1:I:228:SER:HB2	2.22	0.60
1:C:233:MET:HE3	1:C:236:VAL:HB	1.84	0.60
1:A:219:PHE:HB2	1:A:247:LEU:CD2	2.32	0.60
1:M:219:PHE:HB3	1:M:317:LEU:HD23	1.82	0.60
2:R:17:VAL:HG22	2:R:35:SER:N	2.16	0.60
1:J:17:LEU:O	1:J:20:VAL:HG13	2.01	0.60
2:P:92:LEU:O	2:Q:6:LEU:HB2	2.02	0.60
1:I:55:SER:O	1:I:58:ARG:HB3	2.02	0.60
1:H:264:VAL:HA	1:H:267:MET:HG2	1.83	0.60
1:I:200:LEU:HD13	1:I:276:VAL:HA	1.84	0.60
1:G:184:GLN:OE1	1:G:184:GLN:N	2.32	0.60
1:L:359:ASP:O	1:L:363:GLU:HB2	2.02	0.59
1:D:218:PRO:HA	1:D:246:PRO:HG2	1.83	0.59
2:R:20:LYS:HD2	2:R:20:LYS:N	2.17	0.59
1:K:216:GLU:CD	1:L:228:SER:HB2	2.22	0.59
2:O:20:LYS:HG3	2:O:28:THR:O	2.02	0.59
1:C:219:PHE:CE2	1:C:245:LYS:HB2	2.37	0.59
1:N:219:PHE:HB2	1:N:247:LEU:HD23	1.83	0.59
1:I:221:LEU:C	1:I:221:LEU:HD13	2.21	0.59
2:R:14:ARG:NH1	2:R:14:ARG:HB2	2.17	0.59
2:R:48:ILE:HG12	2:R:54:VAL:HG13	1.82	0.59
2:S:77:LYS:HG3	2:S:80:ASN:HA	1.83	0.59
1:F:350:ARG:HD3	1:F:353:ILE:HD12	1.84	0.59
1:L:112:ASN:O	1:L:116:LEU:HG	2.02	0.59
1:K:69:MET:HE2	1:K:522:THR:HB	1.83	0.59
2:O:43:VAL:HG23	2:O:61:VAL:HG22	1.84	0.59
1:B:94:VAL:HG12	1:B:449:ALA:HB1	1.84	0.59
1:H:111:MET:HG2	1:H:435:ASP:OD1	2.02	0.59
1:I:384:ALA:O	1:J:281:PHE:CD2	2.54	0.59

*Continued on next page...*



*Continued from previous page...*

Atom-1	Atom-2	Interatomic distance (Å)	Clash overlap (Å)
1:L:200:LEU:HD13	1:L:276:VAL:HA	1.84	0.59
1:B:28:LYS:O	1:B:30:THR:N	2.34	0.59
1:G:140:ASP:OD1	1:G:142:LYS:HB3	2.02	0.59
1:I:359:ASP:O	1:I:363:GLU:HB2	2.02	0.59
1:K:282:GLY:O	1:K:285:ARG:HG2	2.02	0.59
1:F:232:GLU:O	1:F:233:MET:HB3	2.02	0.59
1:F:273:VAL:CG1	1:F:274:ALA:H	2.15	0.59
1:B:242:LYS:HD3	1:B:242:LYS:C	2.23	0.59
1:E:292:ILE:O	1:E:295:LEU:HB3	2.02	0.59
2:S:20:LYS:HG2	2:S:27:LEU:CD2	2.33	0.59
1:C:252:GLU:N	1:C:252:GLU:OE1	2.35	0.59
1:C:266:THR:CG2	1:C:273:VAL:H	2.14	0.59
1:A:339:GLU:CD	1:A:339:GLU:N	2.54	0.59
1:M:284:ARG:HH11	1:M:284:ARG:CB	2.14	0.59
1:K:155:ASP:CG	1:K:158:VAL:HG23	2.22	0.59
1:H:422:VAL:O	1:H:425:LYS:HB2	2.02	0.59
1:I:124:VAL:HG13	1:I:504:LEU:HD13	1.84	0.59
1:N:395:ARG:O	1:N:398:ASP:HB2	2.01	0.59
1:D:25:ASP:HA	1:D:28:LYS:HE2	1.84	0.59
1:E:29:VAL:HG23	1:E:30:THR:HG23	1.84	0.59
1:C:52:ASP:OD1	1:C:54:VAL:HG12	2.01	0.59
1:D:84:ALA:HB2	1:D:506:TYR:HE2	1.66	0.59
1:L:369:VAL:HG12	1:L:374:GLY:CA	2.31	0.59
1:J:282:GLY:O	1:J:285:ARG:HG2	2.03	0.59
1:K:169:VAL:HG22	1:K:169:VAL:O	2.02	0.59
1:H:228:SER:HB2	1:N:216:GLU:CD	2.23	0.59
1:I:216:GLU:CD	1:J:228:SER:HB2	2.23	0.59
1:E:219:PHE:HD1	1:E:319:GLN:HE21	1.50	0.59
1:C:295:LEU:O	1:C:337:GLY:HA3	2.02	0.59
1:K:266:THR:HB	1:K:272:LYS:HG3	1.84	0.59
1:D:499:VAL:HG23	1:D:500:THR:N	2.17	0.59
1:L:135:SER:HA	1:L:412:VAL:HG12	1.83	0.59
1:H:415:GLY:N	1:H:417:VAL:HG23	2.17	0.59
1:M:270:ILE:HG22	1:M:271:VAL:N	2.18	0.59
2:S:50:GLU:OE1	2:T:50:GLU:HA	2.02	0.59
1:H:124:VAL:O	1:H:128:VAL:HG23	2.02	0.59
1:D:392:LYS:O	1:D:396:VAL:HG23	2.02	0.59
1:I:169:VAL:HG21	1:I:370:ALA:HB1	1.84	0.59
1:J:175:ILE:HD13	1:J:404:ARG:NH2	2.18	0.59
1:D:232:GLU:O	1:D:233:MET:HB3	2.03	0.59
1:L:266:THR:CG2	1:L:273:VAL:H	2.16	0.59

*Continued on next page...*



*Continued from previous page...*

Atom-1	Atom-2	Interatomic distance (Å)	Clash overlap (Å)
1:G:207:LYS:CB	1:G:208:PRO:HD3	2.30	0.59
1:F:44:PHE:HD1	1:F:44:PHE:N	1.92	0.59
1:I:504:LEU:O	1:I:504:LEU:HD22	2.02	0.59
1:K:101:THR:O	1:K:105:LYS:HG3	2.01	0.59
1:D:512:GLY:O	1:D:515:ILE:HG12	2.03	0.59
1:L:369:VAL:HG12	1:L:374:GLY:HA2	1.84	0.59
1:D:193:MET:O	1:D:331:THR:HG23	2.02	0.59
1:G:229:ASN:C	1:G:231:ARG:H	2.06	0.59
1:G:214:GLU:HA	1:G:323:VAL:O	2.03	0.59
1:G:19:GLY:HA3	1:G:67:GLU:O	2.02	0.59
1:E:228:SER:HA	1:E:255:GLU:CB	2.22	0.59
1:M:232:GLU:HA	1:M:310:GLU:CG	2.33	0.59
1:A:333:ILE:O	1:A:334:ASP:HB2	2.02	0.59
1:M:219:PHE:HB2	1:M:247:LEU:HD23	1.83	0.59
1:J:266:THR:HB	1:J:272:LYS:HG3	1.84	0.59
1:A:355:GLU:HG3	1:A:357:THR:H	1.67	0.59
1:B:346:VAL:CG1	1:B:350:ARG:HH22	2.16	0.59
1:H:411:VAL:HG21	1:H:494:LEU:HD12	1.83	0.59
1:C:177:VAL:HG11	1:C:397:GLU:HG2	1.84	0.59
1:M:36:ARG:HB3	1:N:516:THR:O	2.02	0.59
1:I:189:VAL:C	1:I:373:ALA:O	2.41	0.59
1:G:247:LEU:HD13	1:G:248:LEU:N	2.16	0.59
1:A:245:LYS:CE	1:A:245:LYS:HA	2.30	0.59
1:D:305:ILE:N	1:D:305:ILE:CD1	2.66	0.59
1:K:232:GLU:HA	1:K:310:GLU:CG	2.33	0.59
1:B:327:LYS:HD3	1:B:327:LYS:H	1.67	0.59
1:L:232:GLU:HA	1:L:310:GLU:CG	2.33	0.59
1:E:285:ARG:HG3	1:E:286:LYS:N	2.18	0.59
1:C:349:ILE:HG21	1:C:369:VAL:HG22	1.84	0.59
1:H:385:THR:O	1:H:389:MET:HB2	2.02	0.59
1:F:348:GLN:NE2	1:F:352:GLN:NE2	2.49	0.59
1:C:205:ILE:CD1	1:C:211:GLY:HA2	2.32	0.59
1:K:146:GLN:O	1:K:150:ILE:HG13	2.02	0.59
1:H:499:VAL:HG23	1:H:500:THR:N	2.17	0.59
1:E:381:VAL:HG21	1:E:393:LYS:HA	1.85	0.59
1:A:177:VAL:HG11	1:A:397:GLU:CG	2.31	0.59
1:A:160:LYS:O	1:A:164:GLU:HG3	2.03	0.59
1:E:124:VAL:HG13	1:E:504:LEU:CD1	2.33	0.59
1:F:234:LEU:CD1	1:F:234:LEU:H	2.12	0.59
1:A:219:PHE:CE2	1:A:245:LYS:HB2	2.38	0.59
1:A:350:ARG:HA	1:A:353:ILE:HD12	1.84	0.59

*Continued on next page...*



*Continued from previous page...*

Atom-1	Atom-2	Interatomic distance (Å)	Clash overlap (Å)
2:R:17:VAL:HG13	2:R:34:LYS:HA	1.84	0.59
1:D:252:GLU:O	1:D:253:ASP:HB2	2.01	0.59
2:U:64:ILE:O	2:U:94:ILE:HG23	2.03	0.59
1:C:487:ASN:OD1	1:C:489:ILE:N	2.35	0.59
1:L:499:VAL:CG2	1:L:500:THR:N	2.65	0.59
1:G:499:VAL:HG23	1:G:500:THR:N	2.17	0.59
2:U:7:HIS:O	2:U:8:ASP:HB3	2.02	0.59
1:G:54:VAL:HB	1:G:89:THR:HG21	1.83	0.59
1:L:31:LEU:HG	1:L:454:ILE:HD11	1.84	0.59
1:G:44:PHE:H	1:G:44:PHE:HD1	1.39	0.59
1:M:478:TYR:CE1	1:M:483:GLU:HA	2.37	0.59
1:D:80:LYS:HD2	1:D:506:TYR:CZ	2.38	0.59
1:I:282:GLY:O	1:I:285:ARG:HG2	2.03	0.59
1:H:282:GLY:O	1:H:285:ARG:HG2	2.03	0.59
1:F:206:ASN:HB3	1:F:214:GLU:H	1.65	0.59
1:H:232:GLU:HA	1:H:310:GLU:CG	2.33	0.59
1:A:339:GLU:H	1:A:339:GLU:CD	2.06	0.59
1:I:266:THR:CG2	1:I:273:VAL:H	2.16	0.59
1:I:465:VAL:O	1:I:469:VAL:HG23	2.02	0.59
1:D:227:ILE:HD12	1:D:227:ILE:N	2.18	0.59
1:B:278:ALA:HB1	1:B:279:PRO:HD3	1.84	0.59
1:L:5:ASP:HB2	1:L:524:LEU:CD2	2.31	0.59
1:I:161:LEU:H	1:I:161:LEU:CD1	2.16	0.59
1:I:116:LEU:HD23	1:I:435:ASP:O	2.03	0.59
1:L:10:ASN:O	1:L:11:ASP:C	2.41	0.59
1:D:266:THR:HG22	1:D:273:VAL:H	1.68	0.59
1:J:232:GLU:HA	1:J:310:GLU:CG	2.33	0.59
1:L:266:THR:HB	1:L:272:LYS:HG3	1.84	0.59
1:I:32:GLY:CA	1:I:454:ILE:HG23	2.32	0.59
2:P:50:GLU:O	2:P:52:GLY:N	2.35	0.59
2:O:73:VAL:HG22	2:O:86:MET:HB3	1.84	0.59
1:J:101:THR:O	1:J:105:LYS:HG3	2.01	0.59
1:D:240:VAL:O	1:D:244:GLY:N	2.35	0.59
1:K:368:ARG:O	1:K:374:GLY:N	2.35	0.59
1:D:215:LEU:C	1:D:322:ARG:HG3	2.23	0.59
1:D:321:LYS:HB2	1:D:333:ILE:HB	1.84	0.59
1:J:216:GLU:CD	1:K:228:SER:HB2	2.22	0.59
1:M:216:GLU:CD	1:N:228:SER:HB2	2.23	0.59
1:D:304:GLU:HB2	1:D:305:ILE:HD12	1.84	0.59
1:E:352:GLN:C	1:E:365:LEU:HD11	2.22	0.59
1:C:221:LEU:HD13	1:C:317:LEU:CD2	2.33	0.59

*Continued on next page...*



*Continued from previous page...*

Atom-1	Atom-2	Interatomic distance (Å)	Clash overlap (Å)
1:C:253:ASP:CG	1:C:254:VAL:N	2.53	0.59
1:K:415:GLY:N	1:K:417:VAL:HG23	2.16	0.59
2:O:84:LEU:N	2:O:84:LEU:HD12	2.18	0.59
1:J:166:MET:CE	1:J:171:LYS:HA	2.33	0.59
1:J:160:LYS:HG2	1:J:164:GLU:OE2	2.03	0.59
1:A:28:LYS:O	1:A:30:THR:N	2.36	0.59
1:G:84:ALA:HB2	1:G:506:TYR:HE2	1.68	0.59
1:L:191:GLU:OE1	1:L:346:VAL:CG2	2.51	0.58
1:I:169:VAL:CG2	1:I:370:ALA:HB1	2.33	0.58
1:H:373:ALA:HB3	1:H:375:GLY:HA3	1.85	0.58
1:M:282:GLY:O	1:M:285:ARG:HG2	2.02	0.58
1:K:384:ALA:C	1:L:281:PHE:CE2	2.76	0.58
1:F:284:ARG:HG2	1:F:288:MET:HE2	1.85	0.58
1:B:234:LEU:HD12	1:B:234:LEU:N	2.17	0.58
1:E:366:GLN:O	1:E:369:VAL:HB	2.03	0.58
1:N:266:THR:HB	1:N:272:LYS:HG3	1.84	0.58
1:H:385:THR:HG23	1:H:388:GLU:H	1.68	0.58
1:K:422:VAL:O	1:K:426:LEU:HD23	2.02	0.58
1:H:17:LEU:O	1:H:20:VAL:HG13	2.03	0.58
1:N:282:GLY:O	1:N:285:ARG:HG2	2.03	0.58
1:B:499:VAL:HG23	1:B:500:THR:N	2.16	0.58
2:S:47:ARG:HG2	2:S:49:LEU:H	1.68	0.58
1:I:157:THR:O	1:I:161:LEU:CD1	2.51	0.58
2:S:11:ILE:HB	2:S:42:ALA:HB3	1.85	0.58
1:N:270:ILE:HG22	1:N:271:VAL:N	2.18	0.58
1:H:124:VAL:HG13	1:H:504:LEU:CD1	2.33	0.58
1:F:403:THR:O	1:F:407:VAL:HG23	2.03	0.58
1:L:282:GLY:O	1:L:285:ARG:HG2	2.03	0.58
1:M:359:ASP:O	1:M:363:GLU:HB2	2.02	0.58
1:F:308:GLU:H	1:F:311:LYS:HB3	1.68	0.58
1:A:310:GLU:O	1:A:312:ALA:N	2.35	0.58
1:L:228:SER:O	1:L:257:GLU:HB3	2.04	0.58
1:E:339:GLU:N	1:E:339:GLU:CD	2.57	0.58
1:C:266:THR:HG22	1:C:273:VAL:H	1.67	0.58
1:C:273:VAL:CG1	1:C:274:ALA:N	2.65	0.58
1:H:266:THR:HB	1:H:272:LYS:HG3	1.84	0.58
1:L:69:MET:HE2	1:L:522:THR:HB	1.84	0.58
1:A:206:ASN:HB3	1:A:214:GLU:H	1.69	0.58
1:M:266:THR:CG2	1:M:273:VAL:H	2.16	0.58
1:N:359:ASP:O	1:N:363:GLU:HB2	2.02	0.58
2:O:77:LYS:HG3	2:O:80:ASN:HA	1.85	0.58

*Continued on next page...*



*Continued from previous page...*

Atom-1	Atom-2	Interatomic distance (Å)	Clash overlap (Å)
1:K:31:LEU:HG	1:K:454:ILE:HD11	1.85	0.58
1:E:302:SER:HB2	1:E:305:ILE:HD13	1.85	0.58
1:F:16:MET:O	1:F:20:VAL:HG23	2.03	0.58
2:Q:17:VAL:HG13	2:Q:34:LYS:HA	1.84	0.58
1:C:299:THR:HB	1:C:316:ASP:HB3	1.85	0.58
1:D:44:PHE:HD1	1:D:44:PHE:N	1.97	0.58
1:J:270:ILE:HG22	1:J:271:VAL:N	2.18	0.58
1:D:242:LYS:HD3	1:D:242:LYS:C	2.24	0.58
1:H:58:ARG:HD3	1:H:209:GLU:OE1	2.03	0.58
1:C:84:ALA:HB2	1:C:506:TYR:HE2	1.68	0.58
1:J:370:ALA:C	1:J:375:GLY:N	2.48	0.58
1:B:266:THR:HG22	1:B:273:VAL:H	1.68	0.58
1:K:228:SER:O	1:K:257:GLU:HB3	2.04	0.58
1:F:247:LEU:HD13	1:F:248:LEU:N	2.18	0.58
1:A:313:THR:N	1:A:316:ASP:OD2	2.35	0.58
1:M:228:SER:O	1:M:257:GLU:HB3	2.04	0.58
1:E:247:LEU:HD13	1:E:248:LEU:N	2.17	0.58
1:E:355:GLU:O	1:E:362:ARG:NH2	2.35	0.58
1:A:327:LYS:HD3	1:A:327:LYS:H	1.69	0.58
1:G:487:ASN:OD1	1:G:489:ILE:N	2.36	0.58
1:B:208:PRO:HB2	1:B:212:ALA:CB	2.33	0.58
1:K:149:THR:CG2	1:K:159:GLY:HA3	2.30	0.58
1:B:77:VAL:HG12	1:B:510:VAL:HG21	1.84	0.58
1:B:130:GLU:O	1:B:133:ALA:HB3	2.03	0.58
1:B:434:GLU:OE2	1:B:438:VAL:HG23	2.03	0.58
1:C:418:ALA:O	1:C:422:VAL:HG13	2.04	0.58
1:H:270:ILE:HG22	1:H:271:VAL:N	2.17	0.58
1:F:472:GLY:HA3	1:F:476:TYR:HD2	1.68	0.58
1:N:101:THR:O	1:N:105:LYS:HG3	2.02	0.58
1:B:482:THR:OG1	1:B:484:GLU:HG2	2.02	0.58
2:R:97:ALA:O	2:S:1:MET:HA	2.03	0.58
1:A:273:VAL:CG1	1:A:274:ALA:N	2.67	0.58
1:L:216:GLU:CD	1:M:228:SER:HB2	2.23	0.58
1:C:131:LEU:HD21	1:C:422:VAL:HG11	1.84	0.58
1:M:386:GLU:O	1:M:389:MET:HB3	2.04	0.58
2:T:20:LYS:HG2	2:T:27:LEU:HD23	1.86	0.58
2:T:50:GLU:O	2:T:52:GLY:N	2.36	0.58
1:E:35:GLY:HA3	1:E:51:LYS:HE2	1.84	0.58
1:E:434:GLU:OE2	1:E:438:VAL:HG23	2.03	0.58
1:H:359:ASP:O	1:H:363:GLU:HB2	2.02	0.58
1:I:228:SER:O	1:I:257:GLU:HB3	2.04	0.58

*Continued on next page...*



*Continued from previous page...*

Atom-1	Atom-2	Interatomic distance (Å)	Clash overlap (Å)
1:F:285:ARG:HG3	1:F:286:LYS:H	1.68	0.58
1:A:242:LYS:C	1:A:242:LYS:HD3	2.23	0.58
1:N:228:SER:O	1:N:257:GLU:HB3	2.04	0.58
1:G:18:ARG:O	1:G:22:VAL:HG23	2.04	0.58
1:N:266:THR:CG2	1:N:273:VAL:H	2.16	0.58
1:H:266:THR:CG2	1:H:273:VAL:H	2.16	0.58
1:I:266:THR:HB	1:I:272:LYS:HG3	1.84	0.58
1:A:499:VAL:CG2	1:A:500:THR:N	2.66	0.58
1:J:123:ALA:HB2	1:J:440:ILE:HG23	1.86	0.58
1:B:16:MET:O	1:B:20:VAL:HG23	2.04	0.58
2:U:6:LEU:O	2:U:7:HIS:O	2.20	0.58
2:Q:6:LEU:O	2:Q:7:HIS:O	2.21	0.58
1:C:177:VAL:HG11	1:C:397:GLU:CG	2.33	0.58
1:I:270:ILE:HG22	1:I:271:VAL:N	2.18	0.58
1:D:82:ASN:HD22	1:D:86:GLY:HA2	1.68	0.58
1:D:124:VAL:HG13	1:D:504:LEU:CD1	2.33	0.58
1:M:415:GLY:N	1:M:417:VAL:HG23	2.18	0.58
1:A:84:ALA:HB2	1:A:506:TYR:HE2	1.68	0.58
1:H:487:ASN:HB3	1:H:490:ASP:HB2	1.85	0.58
1:A:387:VAL:HG13	1:G:76:GLU:OE1	2.03	0.58
1:E:218:PRO:HA	1:E:246:PRO:HG2	1.85	0.58
1:D:237:LEU:C	1:D:237:LEU:HD23	2.24	0.58
1:C:259:LEU:O	1:C:263:VAL:HG23	2.02	0.58
1:G:293:ALA:HB1	1:G:298:GLY:O	2.04	0.58
1:A:215:LEU:O	1:A:322:ARG:HG3	2.03	0.58
1:A:253:ASP:CG	1:A:254:VAL:H	2.07	0.58
1:H:123:ALA:HB2	1:H:440:ILE:HG23	1.85	0.58
1:H:284:ARG:CB	1:H:284:ARG:HH11	2.14	0.58
2:S:14:ARG:CG	2:S:15:LYS:H	2.15	0.58
1:B:360:TYR:HA	1:B:363:GLU:CD	2.23	0.58
2:U:57:LEU:HD22	2:U:88:GLU:HB2	1.85	0.58
1:A:510:VAL:HG23	1:A:511:ALA:H	1.68	0.58
2:U:40:VAL:CG2	2:U:63:ASP:HB2	2.33	0.58
1:K:270:ILE:HG22	1:K:271:VAL:N	2.17	0.58
1:M:478:TYR:HB2	1:M:485:TYR:CE2	2.39	0.58
1:G:472:GLY:HA3	1:G:476:TYR:HD2	1.68	0.58
1:E:72:GLN:NE2	1:E:72:GLN:HA	2.18	0.58
1:J:39:VAL:HG22	1:J:49:ILE:HG12	1.85	0.58
1:I:392:LYS:O	1:I:396:VAL:HG23	2.04	0.58
1:C:124:VAL:HG13	1:C:504:LEU:CD1	2.33	0.58
1:G:266:THR:HG22	1:G:271:VAL:O	2.03	0.58

*Continued on next page...*



*Continued from previous page...*

Atom-1	Atom-2	Interatomic distance (Å)	Clash overlap (Å)
1:J:228:SER:O	1:J:257:GLU:HB3	2.04	0.58
1:K:266:THR:CG2	1:K:273:VAL:H	2.16	0.58
1:A:324:VAL:C	1:A:325:ILE:HD12	2.24	0.58
1:L:219:PHE:CE1	1:L:245:LYS:HB2	2.38	0.58
1:D:279:PRO:HD2	1:D:285:ARG:HA	1.85	0.58
1:B:418:ALA:O	1:B:422:VAL:HG13	2.04	0.58
1:N:31:LEU:HG	1:N:454:ILE:CD1	2.32	0.58
1:F:372:LEU:O	1:F:373:ALA:HB2	2.03	0.58
1:E:411:VAL:HA	1:E:497:THR:H	1.68	0.58
1:A:80:LYS:HD2	1:A:506:TYR:CZ	2.39	0.58
1:F:84:ALA:HB2	1:F:506:TYR:HE2	1.67	0.58
1:L:191:GLU:OE2	1:L:346:VAL:HG21	2.04	0.58
1:I:367:GLU:O	1:I:370:ALA:HB3	2.04	0.58
1:M:191:GLU:CA	1:M:373:ALA:CA	2.39	0.58
1:K:367:GLU:O	1:K:370:ALA:HB3	2.04	0.58
1:G:237:LEU:HD22	2:U:26:VAL:CG2	2.33	0.58
1:G:310:GLU:H	1:G:310:GLU:CD	2.07	0.58
1:D:199:TYR:HE2	1:D:205:ILE:HG12	1.67	0.58
1:G:266:THR:CG2	1:G:273:VAL:H	2.17	0.58
1:G:280:GLY:HA3	1:G:284:ARG:HH11	1.69	0.58
1:A:234:LEU:HD12	1:A:234:LEU:N	2.17	0.58
1:N:233:MET:HE1	1:N:309:LEU:HD13	1.86	0.58
1:K:219:PHE:CE1	1:K:245:LYS:HB2	2.38	0.58
1:M:219:PHE:CE1	1:M:245:LYS:HB2	2.38	0.58
1:M:266:THR:HB	1:M:272:LYS:HG3	1.84	0.58
1:J:219:PHE:CE1	1:J:245:LYS:HB2	2.38	0.58
1:B:350:ARG:O	1:B:354:GLU:HG2	2.02	0.58
1:N:413:ALA:CB	1:N:417:VAL:HB	2.34	0.58
1:I:302:SER:HB2	1:I:305:ILE:CD1	2.34	0.58
1:G:264:VAL:HA	1:G:267:MET:HB2	1.85	0.58
1:G:180:GLY:CA	1:G:380:LYS:HB3	2.33	0.58
1:E:162:ILE:HG21	1:E:403:THR:HG21	1.86	0.58
1:L:367:GLU:O	1:L:370:ALA:HB3	2.04	0.58
1:H:373:ALA:CB	1:H:375:GLY:HA3	2.34	0.58
1:M:191:GLU:HA	1:M:373:ALA:N	2.12	0.58
1:B:249:ILE:HB	1:B:275:ALA:HB2	1.85	0.58
1:D:228:SER:O	1:D:257:GLU:HB3	2.04	0.58
1:G:199:TYR:CA	1:G:276:VAL:HG12	2.29	0.58
1:C:232:GLU:O	1:C:233:MET:HB3	2.03	0.58
1:A:273:VAL:CG1	1:A:274:ALA:H	2.15	0.58
1:I:232:GLU:HA	1:I:310:GLU:CG	2.33	0.58

*Continued on next page...*



*Continued from previous page...*

Atom-1	Atom-2	Interatomic distance (Å)	Clash overlap (Å)
1:I:314:LEU:CD1	1:I:314:LEU:H	2.06	0.58
1:M:17:LEU:O	1:M:20:VAL:HG13	2.04	0.58
1:N:367:GLU:O	1:N:370:ALA:HB3	2.04	0.58
1:J:494:LEU:CD2	1:J:494:LEU:N	2.66	0.58
1:F:147:VAL:O	1:F:150:ILE:HG22	2.04	0.58
1:A:475:ASN:HD22	1:A:475:ASN:N	2.01	0.58
1:E:174:VAL:HG21	1:E:367:GLU:HA	1.86	0.58
1:D:107:VAL:HG13	1:D:113:PRO:HG3	1.85	0.58
1:M:367:GLU:O	1:M:370:ALA:HB3	2.04	0.58
1:G:222:LEU:N	1:G:222:LEU:HD12	2.19	0.58
1:G:326:ASN:ND2	1:G:328:ASP:N	2.52	0.58
1:B:199:TYR:CZ	1:B:202:PRO:HA	2.39	0.58
1:N:219:PHE:CE1	1:N:245:LYS:HB2	2.38	0.58
1:A:281:PHE:O	1:A:285:ARG:HG2	2.03	0.58
1:I:219:PHE:CE1	1:I:245:LYS:HB2	2.38	0.58
1:J:64:ASP:OD1	1:J:65:LYS:O	2.21	0.58
1:I:31:LEU:HG	1:I:454:ILE:CD1	2.34	0.58
1:C:213:VAL:O	1:C:324:VAL:HA	2.04	0.58
1:J:385:THR:O	1:J:389:MET:HB2	2.04	0.58
1:B:290:GLN:N	1:B:290:GLN:OE1	2.37	0.58
1:C:414:GLY:HA2	1:C:495:ASP:OD2	2.04	0.58
1:H:302:SER:HB2	1:H:305:ILE:CD1	2.34	0.58
1:E:5:ASP:HB2	1:E:524:LEU:HD23	1.86	0.58
1:C:147:VAL:O	1:C:150:ILE:HG22	2.04	0.58
1:L:256:GLY:O	1:L:260:ALA:N	2.37	0.57
1:C:346:VAL:CG1	1:C:350:ARG:HH22	2.16	0.57
1:J:248:LEU:HD22	1:J:249:ILE:H	1.69	0.57
1:A:288:MET:HA	1:A:291:ASP:OD2	2.04	0.57
1:F:455:VAL:HG12	1:F:460:GLU:O	2.03	0.57
1:K:413:ALA:HB1	1:K:417:VAL:HB	1.85	0.57
1:J:66:PHE:HA	1:J:520:MET:HE1	1.86	0.57
1:G:134:LEU:O	1:G:136:VAL:HG13	2.04	0.57
1:E:448:GLU:O	1:E:452:ARG:HG2	2.03	0.57
1:I:146:GLN:HE21	1:I:150:ILE:HD11	1.69	0.57
1:J:124:VAL:HG13	1:J:504:LEU:HD13	1.83	0.57
1:E:381:VAL:CG1	1:E:392:LYS:CG	2.81	0.57
1:F:177:VAL:HG11	1:F:397:GLU:CG	2.34	0.57
2:O:50:GLU:HA	2:U:50:GLU:OE1	2.03	0.57
1:J:302:SER:HB2	1:J:305:ILE:CD1	2.34	0.57
1:G:310:GLU:O	1:G:312:ALA:N	2.36	0.57
1:D:273:VAL:CG1	1:D:274:ALA:N	2.65	0.57

*Continued on next page...*



*Continued from previous page...*

Atom-1	Atom-2	Interatomic distance (Å)	Clash overlap (Å)
1:G:342:ILE:O	1:G:346:VAL:HG23	2.04	0.57
1:G:348:GLN:HE22	1:G:352:GLN:NE2	2.01	0.57
1:J:256:GLY:O	1:J:260:ALA:N	2.37	0.57
1:C:18:ARG:HB2	1:C:67:GLU:HG2	1.86	0.57
1:N:232:GLU:HA	1:N:310:GLU:CG	2.33	0.57
1:B:299:THR:HB	1:B:316:ASP:HB3	1.86	0.57
1:E:249:ILE:HB	1:E:275:ALA:HB2	1.86	0.57
1:K:248:LEU:HD22	1:K:249:ILE:H	1.69	0.57
1:N:422:VAL:O	1:N:425:LYS:HB2	2.04	0.57
1:B:296:THR:HG22	1:B:335:GLY:CA	2.32	0.57
2:S:17:VAL:HG13	2:S:34:LYS:CA	2.34	0.57
1:F:130:GLU:O	1:F:134:LEU:HD13	2.05	0.57
1:H:161:LEU:H	1:H:161:LEU:HD12	1.70	0.57
1:A:130:GLU:O	1:A:134:LEU:HD13	2.04	0.57
2:S:5:PRO:HD3	2:S:42:ALA:CB	2.34	0.57
1:J:161:LEU:H	1:J:161:LEU:HD12	1.68	0.57
1:L:472:GLY:HA3	1:L:476:TYR:CD2	2.40	0.57
1:K:303:GLU:C	1:K:305:ILE:H	2.07	0.57
2:P:18:GLU:CD	2:P:33:ALA:HB3	2.24	0.57
1:F:230:ILE:O	1:F:232:GLU:N	2.37	0.57
1:F:288:MET:HA	1:F:291:ASP:OD2	2.03	0.57
1:H:219:PHE:CE1	1:H:245:LYS:HB2	2.38	0.57
1:A:325:ILE:HG13	1:A:330:THR:HG23	1.86	0.57
1:A:290:GLN:OE1	1:A:290:GLN:N	2.37	0.57
1:K:499:VAL:HG23	1:K:500:THR:N	2.18	0.57
1:F:199:TYR:CZ	1:F:202:PRO:HA	2.39	0.57
1:B:291:ASP:HB2	1:B:372:LEU:HD21	1.85	0.57
1:E:232:GLU:O	1:E:233:MET:HB3	2.05	0.57
1:B:146:GLN:HE21	1:B:494:LEU:HD11	1.68	0.57
1:L:72:GLN:HE21	1:L:72:GLN:HA	1.68	0.57
1:K:411:VAL:HG21	1:K:494:LEU:HD12	1.86	0.57
1:F:96:ALA:O	1:F:97:GLN:C	2.43	0.57
1:J:367:GLU:O	1:J:370:ALA:HB3	2.04	0.57
1:G:281:PHE:O	1:G:284:ARG:HB3	2.05	0.57
2:U:20:LYS:HG2	2:U:27:LEU:CD2	2.34	0.57
1:A:219:PHE:O	1:A:247:LEU:HD22	2.05	0.57
1:A:266:THR:CG2	1:A:273:VAL:H	2.17	0.57
1:E:246:PRO:HA	1:E:272:LYS:O	2.04	0.57
1:C:219:PHE:HB2	1:C:247:LEU:CD2	2.33	0.57
1:A:322:ARG:CB	1:A:333:ILE:HD12	2.28	0.57
1:D:278:ALA:HB1	1:D:279:PRO:HD2	1.86	0.57

*Continued on next page...*



*Continued from previous page...*

Atom-1	Atom-2	Interatomic distance (Å)	Clash overlap (Å)
1:D:499:VAL:CG2	1:D:500:THR:N	2.66	0.57
1:G:417:VAL:HG13	1:G:418:ALA:N	2.20	0.57
2:Q:78:ILE:HD13	2:Q:83:VAL:CG2	2.34	0.57
1:L:32:GLY:HA3	1:L:454:ILE:HG23	1.87	0.57
1:I:96:ALA:O	1:I:100:ILE:HG13	2.05	0.57
1:A:227:ILE:HG22	1:A:227:ILE:O	2.03	0.57
1:L:270:ILE:HG22	1:L:271:VAL:N	2.18	0.57
1:J:478:TYR:CE1	1:J:483:GLU:HA	2.40	0.57
1:L:303:GLU:C	1:L:305:ILE:H	2.07	0.57
1:E:434:GLU:O	1:E:435:ASP:C	2.42	0.57
1:L:475:ASN:ND2	1:L:489:ILE:HD12	2.18	0.57
1:B:259:LEU:O	1:B:263:VAL:HG23	2.04	0.57
1:H:228:SER:O	1:H:257:GLU:HB3	2.04	0.57
1:F:309:LEU:H	1:F:309:LEU:HD12	1.70	0.57
1:C:18:ARG:O	1:C:22:VAL:HG23	2.04	0.57
1:E:248:LEU:HD13	1:E:249:ILE:N	2.18	0.57
1:C:288:MET:O	1:C:289:LEU:HG	2.04	0.57
1:J:266:THR:CG2	1:J:273:VAL:H	2.16	0.57
1:I:248:LEU:HD22	1:I:249:ILE:H	1.69	0.57
1:F:365:LEU:O	1:F:369:VAL:HG23	2.04	0.57
1:K:64:ASP:OD1	1:K:65:LYS:O	2.22	0.57
1:A:510:VAL:CG2	1:A:511:ALA:N	2.68	0.57
1:N:124:VAL:HG13	1:N:504:LEU:HD11	1.84	0.57
1:E:44:PHE:HD1	1:E:44:PHE:N	1.99	0.57
1:J:149:THR:HG22	1:J:156:GLU:HA	1.85	0.57
1:L:146:GLN:O	1:L:150:ILE:HG13	2.04	0.57
1:N:302:SER:HB2	1:N:305:ILE:CD1	2.34	0.57
1:L:506:TYR:O	1:L:509:SER:HB3	2.05	0.57
1:B:96:ALA:O	1:B:97:GLN:C	2.42	0.57
1:J:359:ASP:CA	1:J:362:ARG:HH12	2.15	0.57
1:N:373:ALA:H	1:N:375:GLY:HA2	0.74	0.57
1:K:351:GLN:O	1:K:354:GLU:N	2.34	0.57
1:D:259:LEU:O	1:D:262:LEU:HB3	2.05	0.57
1:I:256:GLY:O	1:I:260:ALA:N	2.37	0.57
1:G:357:THR:HB	1:G:361:ASP:CB	2.34	0.57
1:A:249:ILE:HB	1:A:275:ALA:HB2	1.86	0.57
1:E:279:PRO:HG2	1:E:288:MET:HE3	1.85	0.57
1:N:65:LYS:O	1:N:66:PHE:CB	2.38	0.57
1:A:285:ARG:HG3	1:A:286:LYS:H	1.69	0.57
1:H:27:VAL:HG11	1:H:93:THR:HG21	1.87	0.57
1:K:433:ASN:HD22	1:K:434:GLU:N	2.01	0.57

*Continued on next page...*



*Continued from previous page...*

Atom-1	Atom-2	Interatomic distance (Å)	Clash overlap (Å)
1:J:146:GLN:O	1:J:150:ILE:HG13	2.03	0.57
1:B:287:ALA:O	1:B:290:GLN:NE2	2.36	0.57
1:C:417:VAL:HA	1:C:420:ILE:HG22	1.86	0.57
1:E:351:GLN:HG2	1:F:210:THR:OG1	2.04	0.57
1:M:10:ASN:O	1:M:11:ASP:C	2.42	0.57
1:I:406:ALA:O	1:I:410:GLY:N	2.36	0.57
1:B:253:ASP:CG	1:B:254:VAL:H	2.07	0.57
1:D:224:ASP:HB2	1:D:303:GLU:HB3	1.87	0.57
1:E:409:GLU:CD	1:E:501:ARG:HH21	2.08	0.57
1:J:190:VAL:O	1:J:373:ALA:C	2.43	0.57
1:B:273:VAL:CG1	1:B:274:ALA:N	2.67	0.57
1:D:229:ASN:C	1:D:231:ARG:H	2.07	0.57
1:F:266:THR:CG2	1:F:273:VAL:H	2.18	0.57
1:C:215:LEU:C	1:C:322:ARG:HG3	2.24	0.57
1:B:333:ILE:O	1:B:334:ASP:HB2	2.05	0.57
1:E:248:LEU:C	1:E:249:ILE:HD12	2.25	0.57
1:E:265:ASN:HB3	1:E:271:VAL:HG22	1.87	0.57
1:A:215:LEU:C	1:A:322:ARG:HG3	2.24	0.57
1:D:286:LYS:HA	1:D:289:LEU:HD12	1.87	0.57
1:E:456:LEU:HD13	1:E:462:PRO:CG	2.34	0.57
1:E:314:LEU:HD12	1:E:314:LEU:C	2.25	0.57
1:I:147:VAL:HA	1:I:150:ILE:HD12	1.87	0.57
1:H:494:LEU:HD23	1:H:494:LEU:H	1.67	0.57
1:L:215:LEU:CB	1:L:218:PRO:HG2	2.35	0.57
1:M:215:LEU:CB	1:M:218:PRO:HG2	2.35	0.57
1:K:161:LEU:CD1	1:K:161:LEU:H	2.17	0.57
1:M:160:LYS:HG2	1:M:164:GLU:OE2	2.04	0.57
1:E:177:VAL:HG11	1:E:397:GLU:HG2	1.86	0.57
1:L:55:SER:HA	1:L:58:ARG:NH1	2.20	0.57
1:H:303:GLU:C	1:H:305:ILE:H	2.07	0.57
1:G:23:LEU:HD13	1:G:23:LEU:C	2.25	0.57
1:H:256:GLY:O	1:H:260:ALA:N	2.37	0.57
1:E:266:THR:CG2	1:E:273:VAL:H	2.17	0.57
1:E:278:ALA:HB1	1:E:279:PRO:HD2	1.86	0.57
1:C:278:ALA:HB1	1:C:279:PRO:HD3	1.85	0.57
1:N:317:LEU:N	1:N:317:LEU:HD12	2.20	0.57
1:K:317:LEU:HD12	1:K:317:LEU:N	2.20	0.57
1:H:248:LEU:HD22	1:H:249:ILE:H	1.69	0.57
1:A:206:ASN:H	1:A:213:VAL:HA	1.68	0.57
1:I:317:LEU:HD12	1:I:317:LEU:N	2.20	0.57
1:M:31:LEU:HG	1:M:454:ILE:HD11	1.86	0.57

*Continued on next page...*



*Continued from previous page...*

Atom-1	Atom-2	Interatomic distance (Å)	Clash overlap (Å)
1:J:284:ARG:CB	1:J:284:ARG:HH11	2.14	0.57
1:H:171:LYS:HD3	1:H:407:VAL:CG1	2.35	0.57
1:I:215:LEU:CB	1:I:218:PRO:HG2	2.35	0.57
2:Q:86:MET:HB2	2:Q:90:ASP:OD2	2.04	0.57
1:F:227:ILE:HG22	1:F:227:ILE:O	2.05	0.57
1:K:302:SER:HB2	1:K:305:ILE:CD1	2.34	0.57
1:D:29:VAL:HG23	1:D:30:THR:HG23	1.87	0.57
1:I:432:GLN:OE1	1:I:432:GLN:N	2.38	0.57
1:K:34:LYS:HB2	1:K:458:CYS:SG	2.44	0.57
1:H:392:LYS:O	1:H:396:VAL:HG23	2.04	0.57
1:I:359:ASP:CA	1:I:362:ARG:HH12	2.15	0.57
1:K:256:GLY:O	1:K:260:ALA:N	2.37	0.57
1:G:219:PHE:CE2	1:G:245:LYS:HB2	2.39	0.57
1:G:266:THR:HA	1:G:271:VAL:O	2.05	0.57
1:L:216:GLU:OE1	1:L:216:GLU:HA	2.05	0.57
1:L:233:MET:HE1	1:L:309:LEU:HD13	1.87	0.57
1:E:327:LYS:HD3	1:E:327:LYS:H	1.68	0.57
1:C:247:LEU:HD13	1:C:248:LEU:N	2.19	0.57
1:H:317:LEU:HD12	1:H:317:LEU:N	2.20	0.57
1:M:226:LYS:HD2	1:M:252:GLU:HG3	1.86	0.57
1:A:350:ARG:O	1:A:354:GLU:HG2	2.04	0.57
1:A:357:THR:HB	1:A:361:ASP:CB	2.35	0.57
1:D:350:ARG:O	1:D:353:ILE:HB	2.05	0.57
1:M:31:LEU:HG	1:M:454:ILE:CD1	2.35	0.57
1:L:385:THR:HG23	1:L:388:GLU:HB3	1.85	0.57
1:K:434:GLU:HA	1:K:437:ASN:HD22	1.67	0.57
1:C:227:ILE:HD12	1:C:227:ILE:N	2.18	0.57
1:E:308:GLU:H	1:E:311:LYS:HB3	1.70	0.57
2:S:6:LEU:O	2:S:7:HIS:O	2.21	0.57
1:E:227:ILE:HD12	1:E:227:ILE:N	2.20	0.57
1:G:82:ASN:HD22	1:G:86:GLY:HA2	1.67	0.57
1:D:368:ARG:O	1:D:372:LEU:HG	2.04	0.57
1:J:303:GLU:C	1:J:305:ILE:H	2.07	0.57
1:J:34:LYS:HB2	1:J:458:CYS:SG	2.44	0.57
1:G:247:LEU:HB3	1:G:273:VAL:HG13	1.87	0.57
1:E:200:LEU:N	1:E:200:LEU:HD12	2.20	0.57
1:C:365:LEU:O	1:C:369:VAL:HG23	2.04	0.57
1:N:226:LYS:HD2	1:N:252:GLU:HG3	1.86	0.57
1:N:248:LEU:HD22	1:N:249:ILE:H	1.69	0.57
1:A:206:ASN:HB2	1:A:214:GLU:H	1.70	0.57
1:M:317:LEU:HD12	1:M:317:LEU:N	2.20	0.57

*Continued on next page...*



*Continued from previous page...*

Atom-1	Atom-2	Interatomic distance (Å)	Clash overlap (Å)
1:N:383:ALA:CB	1:N:389:MET:HA	2.35	0.57
1:H:499:VAL:CG2	1:H:500:THR:N	2.68	0.57
1:H:215:LEU:CB	1:H:218:PRO:HG2	2.35	0.57
2:Q:59:VAL:O	2:Q:59:VAL:HG23	2.05	0.57
1:B:401:HIS:O	1:B:404:ARG:HB2	2.05	0.57
1:J:216:GLU:HA	1:J:216:GLU:OE1	2.05	0.56
1:N:256:GLY:O	1:N:260:ALA:N	2.37	0.56
1:B:236:VAL:O	1:B:239:ALA:HB3	2.05	0.56
1:C:279:PRO:HB3	1:C:288:MET:HE1	1.87	0.56
1:C:346:VAL:HG12	1:C:350:ARG:NH2	2.18	0.56
1:L:248:LEU:HD22	1:L:249:ILE:H	1.69	0.56
1:L:317:LEU:N	1:L:317:LEU:HD12	2.20	0.56
1:N:69:MET:HE2	1:N:522:THR:HB	1.84	0.56
2:R:47:ARG:HG2	2:R:49:LEU:H	1.69	0.56
2:R:47:ARG:HB3	2:R:55:LYS:HG2	1.87	0.56
2:U:77:LYS:HG3	2:U:80:ASN:HA	1.87	0.56
1:N:284:ARG:CB	1:N:284:ARG:HH11	2.14	0.56
1:I:217:SER:N	1:I:218:PRO:HD3	2.21	0.56
1:K:217:SER:N	1:K:218:PRO:HD3	2.20	0.56
1:N:161:LEU:CD1	1:N:161:LEU:H	2.18	0.56
1:C:29:VAL:HG23	1:C:30:THR:HG23	1.86	0.56
1:M:303:GLU:C	1:M:305:ILE:H	2.07	0.56
1:L:302:SER:HB2	1:L:305:ILE:CD1	2.34	0.56
1:C:144:ILE:O	1:C:147:VAL:HG22	2.05	0.56
1:N:400:LEU:HD23	1:N:400:LEU:C	2.24	0.56
1:J:386:GLU:HG2	1:J:390:LYS:HE2	1.86	0.56
2:T:86:MET:HB2	2:T:90:ASP:OD2	2.05	0.56
1:K:359:ASP:CA	1:K:362:ARG:HH12	2.15	0.56
1:D:247:LEU:HD13	1:D:248:LEU:N	2.20	0.56
1:K:254:VAL:O	1:K:259:LEU:HD12	2.05	0.56
1:A:229:ASN:C	1:A:231:ARG:H	2.06	0.56
1:L:248:LEU:HD13	1:L:249:ILE:N	2.21	0.56
1:C:207:LYS:HB2	1:C:207:LYS:NZ	2.20	0.56
1:E:308:GLU:HB2	1:E:311:LYS:HB2	1.87	0.56
1:E:123:ALA:CB	1:E:440:ILE:HG23	2.34	0.56
1:H:217:SER:N	1:H:218:PRO:HD3	2.20	0.56
1:M:217:SER:N	1:M:218:PRO:HD3	2.20	0.56
1:K:215:LEU:CB	1:K:218:PRO:HG2	2.35	0.56
1:J:217:SER:N	1:J:218:PRO:HD3	2.20	0.56
1:A:351:GLN:HG2	1:B:210:THR:OG1	2.04	0.56
1:A:433:ASN:OD1	1:A:436:GLN:HB2	2.05	0.56

*Continued on next page...*



*Continued from previous page...*

Atom-1	Atom-2	Interatomic distance (Å)	Clash overlap (Å)
2:Q:12:VAL:HG12	2:Q:40:VAL:HA	1.86	0.56
1:L:359:ASP:CA	1:L:362:ARG:HH12	2.15	0.56
1:J:351:GLN:O	1:J:354:GLU:N	2.34	0.56
1:H:191:GLU:HB3	1:H:372:LEU:HG	1.87	0.56
1:H:367:GLU:O	1:H:370:ALA:HB3	2.04	0.56
1:C:304:GLU:HB2	1:C:305:ILE:HD12	1.86	0.56
2:R:20:LYS:HG2	2:R:27:LEU:CD2	2.35	0.56
1:I:254:VAL:O	1:I:259:LEU:HD12	2.05	0.56
1:H:254:VAL:O	1:H:259:LEU:HD12	2.05	0.56
1:G:322:ARG:CG	1:G:323:VAL:H	2.10	0.56
1:G:324:VAL:C	1:G:325:ILE:HD12	2.26	0.56
1:A:232:GLU:O	1:A:233:MET:HB3	2.05	0.56
1:M:254:VAL:O	1:M:259:LEU:HD12	2.05	0.56
1:M:256:GLY:O	1:M:260:ALA:N	2.38	0.56
1:B:199:TYR:CA	1:B:276:VAL:HG12	2.27	0.56
1:B:327:LYS:N	1:B:327:LYS:HD3	2.21	0.56
1:E:19:GLY:HA3	1:E:67:GLU:O	2.05	0.56
1:E:366:GLN:HA	1:E:369:VAL:CG2	2.36	0.56
1:E:348:GLN:HE22	1:E:352:GLN:NE2	2.03	0.56
1:E:350:ARG:HD3	1:E:353:ILE:HD12	1.86	0.56
2:Q:20:LYS:HG2	2:Q:27:LEU:CD2	2.35	0.56
1:K:248:LEU:HD13	1:K:249:ILE:N	2.21	0.56
1:M:248:LEU:HD22	1:M:249:ILE:H	1.69	0.56
1:M:314:LEU:HD12	1:M:314:LEU:N	2.11	0.56
1:J:317:LEU:N	1:J:317:LEU:HD12	2.20	0.56
1:J:226:LYS:HD2	1:J:252:GLU:HG3	1.86	0.56
1:A:289:LEU:O	1:A:292:ILE:HB	2.05	0.56
1:M:66:PHE:HA	1:M:520:MET:HE1	1.87	0.56
2:P:65:VAL:CG1	2:P:94:ILE:HG12	2.30	0.56
1:G:456:LEU:HD13	1:G:462:PRO:HG2	1.87	0.56
1:E:311:LYS:O	1:E:312:ALA:HB2	2.05	0.56
1:L:217:SER:N	1:L:218:PRO:HD3	2.20	0.56
1:N:217:SER:N	1:N:218:PRO:HD3	2.20	0.56
1:M:324:VAL:C	1:M:325:ILE:HD12	2.26	0.56
1:M:428:ASP:O	1:M:429:LEU:C	2.44	0.56
1:E:52:ASP:OD1	1:E:54:VAL:HG12	2.04	0.56
2:O:5:PRO:CD	2:O:42:ALA:HB1	2.33	0.56
2:U:40:VAL:HG23	2:U:63:ASP:O	2.05	0.56
1:B:450:PRO:O	1:B:454:ILE:HG13	2.05	0.56
2:P:14:ARG:HG2	2:P:15:LYS:H	1.69	0.56
1:L:55:SER:O	1:L:58:ARG:HB3	2.05	0.56

*Continued on next page...*



*Continued from previous page...*

Atom-1	Atom-2	Interatomic distance (Å)	Clash overlap (Å)
1:N:303:GLU:C	1:N:305:ILE:H	2.07	0.56
2:R:68:ASN:ND2	2:S:74:LYS:HE3	2.20	0.56
1:E:404:ARG:HG3	1:E:404:ARG:HH11	1.70	0.56
1:N:138:CYS:SG	1:N:144:ILE:HD13	2.45	0.56
1:H:138:CYS:SG	1:H:144:ILE:HD13	2.45	0.56
1:C:517:THR:HG23	1:D:39:VAL:HG23	1.87	0.56
1:G:223:ALA:HB3	1:G:251:ALA:HB2	1.85	0.56
1:B:241:ALA:HA	1:B:271:VAL:HG12	1.88	0.56
1:B:214:GLU:CB	1:B:322:ARG:HD3	2.21	0.56
1:E:358:SER:HA	1:E:362:ARG:CD	2.36	0.56
1:C:240:VAL:HG21	1:C:247:LEU:HD23	1.88	0.56
1:C:248:LEU:C	1:C:248:LEU:HD13	2.26	0.56
1:C:368:ARG:HD2	1:C:372:LEU:HD11	1.86	0.56
1:K:226:LYS:HD2	1:K:252:GLU:HG3	1.86	0.56
1:H:248:LEU:HD13	1:H:249:ILE:N	2.21	0.56
1:L:226:LYS:HD2	1:L:252:GLU:HG3	1.86	0.56
1:M:248:LEU:HD13	1:M:249:ILE:N	2.21	0.56
1:L:149:THR:HG23	1:L:159:GLY:CA	2.29	0.56
1:D:279:PRO:HD2	1:D:285:ARG:CB	2.35	0.56
1:L:27:VAL:HG11	1:L:93:THR:HG21	1.88	0.56
1:N:169:VAL:HG22	1:N:169:VAL:O	2.05	0.56
1:B:111:MET:HE2	1:I:434:GLU:OE2	2.06	0.56
1:J:324:VAL:C	1:J:325:ILE:HD12	2.26	0.56
1:H:428:ASP:O	1:H:429:LEU:C	2.43	0.56
1:F:381:VAL:CG1	1:F:392:LYS:HG3	2.36	0.56
2:U:37:ARG:HG2	2:U:37:ARG:NH1	2.20	0.56
1:H:124:VAL:HG13	1:H:504:LEU:HD11	1.86	0.56
1:N:55:SER:HA	1:N:58:ARG:NH1	2.20	0.56
1:H:359:ASP:CA	1:H:362:ARG:HH12	2.15	0.56
1:H:363:GLU:O	1:H:367:GLU:HG3	2.06	0.56
1:K:363:GLU:O	1:K:367:GLU:HG3	2.06	0.56
1:G:232:GLU:O	1:G:233:MET:HB3	2.06	0.56
1:D:194:GLN:HG3	1:D:331:THR:OG1	2.06	0.56
1:L:254:VAL:O	1:L:259:LEU:HD12	2.05	0.56
1:A:265:ASN:OD1	2:O:27:LEU:HB3	2.06	0.56
1:C:218:PRO:HA	1:C:246:PRO:HG2	1.87	0.56
2:S:20:LYS:HA	2:S:28:THR:HG23	1.88	0.56
1:H:226:LYS:HD2	1:H:252:GLU:HG3	1.86	0.56
1:J:499:VAL:CG2	1:J:500:THR:N	2.69	0.56
1:L:107:VAL:CG2	1:L:108:ALA:N	2.68	0.56
1:J:434:GLU:HA	1:J:437:ASN:HD22	1.69	0.56

*Continued on next page...*



*Continued from previous page...*

Atom-1	Atom-2	Interatomic distance (Å)	Clash overlap (Å)
1:D:227:ILE:HG22	1:D:227:ILE:O	2.04	0.56
1:I:415:GLY:H	1:I:417:VAL:CG2	2.17	0.56
1:L:428:ASP:O	1:L:429:LEU:C	2.44	0.56
1:L:54:VAL:HG22	1:L:89:THR:HG21	1.88	0.56
2:Q:97:ALA:O	2:R:1:MET:HA	2.04	0.56
1:A:30:THR:HG22	1:A:36:ARG:O	2.05	0.56
1:A:52:ASP:OD1	1:A:54:VAL:HG12	2.05	0.56
1:M:302:SER:HB2	1:M:305:ILE:CD1	2.34	0.56
1:E:25:ASP:HA	1:E:28:LYS:HE2	1.87	0.56
2:U:48:ILE:HG12	2:U:54:VAL:HG13	1.88	0.56
1:B:23:LEU:HD13	1:B:23:LEU:C	2.26	0.56
1:J:400:LEU:C	1:J:400:LEU:HD23	2.25	0.56
1:L:363:GLU:O	1:L:367:GLU:HG3	2.06	0.56
1:D:256:GLY:O	1:D:257:GLU:C	2.43	0.56
1:C:252:GLU:O	1:C:253:ASP:HB2	2.04	0.56
1:C:295:LEU:C	1:C:295:LEU:HD23	2.26	0.56
1:B:134:LEU:CD1	1:B:134:LEU:N	2.68	0.56
1:B:285:ARG:HG3	1:B:286:LYS:H	1.69	0.56
1:G:510:VAL:HG23	1:G:511:ALA:H	1.69	0.56
2:O:57:LEU:HD22	2:O:88:GLU:HB2	1.88	0.56
2:P:6:LEU:O	2:P:7:HIS:O	2.23	0.56
1:A:381:VAL:HG21	1:A:393:LYS:HA	1.87	0.56
1:C:184:GLN:OE1	1:C:184:GLN:N	2.38	0.56
1:K:180:GLY:HA2	1:K:380:LYS:HB3	1.87	0.56
1:B:406:ALA:O	1:B:410:GLY:N	2.38	0.56
1:G:41:ASP:O	1:G:42:LYS:HG3	2.06	0.56
1:K:506:TYR:O	1:K:509:SER:HB3	2.05	0.56
1:H:351:GLN:HG2	1:H:354:GLU:OE2	2.06	0.56
1:M:345:ARG:HH22	1:M:368:ARG:HH22	1.53	0.56
1:F:237:LEU:HD23	1:F:237:LEU:C	2.25	0.56
1:K:216:GLU:HA	1:K:216:GLU:OE1	2.05	0.56
1:E:219:PHE:O	1:E:247:LEU:HD22	2.06	0.56
2:S:20:LYS:HG3	2:S:28:THR:O	2.06	0.56
1:C:285:ARG:HG3	1:C:286:LYS:N	2.21	0.56
2:Q:20:LYS:HG3	2:Q:28:THR:O	2.05	0.56
1:N:248:LEU:HD13	1:N:249:ILE:N	2.21	0.56
2:T:55:LYS:H	2:T:55:LYS:HE3	1.70	0.56
1:N:363:GLU:O	1:N:367:GLU:HG3	2.06	0.56
2:P:48:ILE:HG22	2:P:48:ILE:O	2.06	0.56
1:D:418:ALA:O	1:D:422:VAL:HG13	2.06	0.56
1:E:455:VAL:HG12	1:E:460:GLU:O	2.05	0.56

*Continued on next page...*



*Continued from previous page...*

Atom-1	Atom-2	Interatomic distance (Å)	Clash overlap (Å)
1:I:213:VAL:O	1:I:324:VAL:HA	2.06	0.56
1:H:324:VAL:C	1:H:325:ILE:HD12	2.26	0.56
1:A:177:VAL:CG1	1:A:397:GLU:HG2	2.35	0.56
1:D:368:ARG:HG2	1:D:372:LEU:CG	2.36	0.56
1:F:404:ARG:HH11	1:F:404:ARG:HG3	1.71	0.56
1:N:421:ARG:HD2	1:N:474:GLY:O	2.05	0.56
1:I:169:VAL:CG1	1:I:173:GLY:HA3	2.34	0.56
1:J:363:GLU:O	1:J:367:GLU:HG3	2.06	0.56
1:M:363:GLU:O	1:M:367:GLU:HG3	2.06	0.56
1:B:219:PHE:HD1	1:B:319:GLN:NE2	2.02	0.56
1:B:245:LYS:HA	1:B:245:LYS:CE	2.28	0.56
1:D:272:LYS:HB2	1:D:272:LYS:NZ	2.20	0.56
1:G:205:ILE:HG12	1:G:211:GLY:HA2	1.86	0.56
1:G:266:THR:HG22	1:G:273:VAL:H	1.69	0.56
1:A:237:LEU:C	1:A:237:LEU:HD23	2.26	0.56
1:J:254:VAL:O	1:J:259:LEU:HD12	2.05	0.56
1:K:232:GLU:N	1:K:232:GLU:OE1	2.32	0.56
1:M:313:THR:HG22	1:M:314:LEU:N	2.21	0.56
1:I:248:LEU:HD13	1:I:249:ILE:N	2.21	0.56
1:D:346:VAL:HA	1:D:349:ILE:HD12	1.88	0.56
1:I:421:ARG:NH2	1:I:469:VAL:O	2.39	0.56
1:L:284:ARG:CB	1:L:284:ARG:HH11	2.14	0.56
1:E:242:LYS:HD3	1:E:242:LYS:C	2.26	0.56
1:N:499:VAL:CG2	1:N:500:THR:N	2.67	0.56
2:S:47:ARG:HD2	2:S:55:LYS:HD2	1.88	0.56
1:L:324:VAL:C	1:L:325:ILE:HD12	2.26	0.56
1:H:213:VAL:O	1:H:324:VAL:HA	2.06	0.56
1:C:472:GLY:HA3	1:C:476:TYR:HD2	1.70	0.56
1:F:475:ASN:HD22	1:F:475:ASN:N	2.02	0.56
1:B:145:ALA:HB2	1:B:163:ALA:HB2	1.87	0.56
1:C:127:ALA:O	1:C:130:GLU:HB2	2.05	0.56
1:N:478:TYR:HB2	1:N:485:TYR:CD2	2.40	0.56
1:J:372:LEU:N	1:J:375:GLY:CA	2.68	0.56
1:B:262:LEU:HD11	1:B:273:VAL:HB	1.88	0.56
1:D:202:PRO:HG2	1:D:203:TYR:CD1	2.41	0.56
1:H:216:GLU:HA	1:H:216:GLU:OE1	2.05	0.56
1:A:249:ILE:HB	1:A:275:ALA:CB	2.36	0.56
1:D:302:SER:CB	1:D:305:ILE:HB	2.36	0.56
1:D:233:MET:C	1:D:235:PRO:CD	2.73	0.56
1:N:313:THR:HG22	1:N:314:LEU:N	2.21	0.56
1:H:247:LEU:C	1:H:247:LEU:HD13	2.26	0.56

*Continued on next page...*



*Continued from previous page...*

Atom-1	Atom-2	Interatomic distance (Å)	Clash overlap (Å)
1:J:248:LEU:HD13	1:J:249:ILE:N	2.21	0.56
1:J:313:THR:HG22	1:J:314:LEU:N	2.21	0.56
1:I:247:LEU:C	1:I:247:LEU:HD13	2.26	0.56
1:B:134:LEU:HD11	1:B:425:LYS:NZ	2.21	0.56
2:T:14:ARG:CD	2:T:35:SER:HB3	2.33	0.56
1:E:237:LEU:C	1:E:237:LEU:HD23	2.26	0.56
1:M:385:THR:HG23	1:M:388:GLU:N	2.17	0.56
1:F:486:GLY:CA	1:F:491:MET:CE	2.84	0.56
2:P:40:VAL:HB	2:P:62:GLY:H	1.71	0.56
1:I:226:LYS:HD2	1:I:252:GLU:HG3	1.86	0.56
1:A:25:ASP:HA	1:A:28:LYS:HE2	1.87	0.56
1:I:303:GLU:C	1:I:305:ILE:H	2.07	0.56
1:F:164:GLU:O	1:F:167:ASP:HB3	2.06	0.56
2:R:40:VAL:HG21	2:R:63:ASP:HB2	1.87	0.56
1:M:6:VAL:HG22	1:M:521:VAL:HG22	1.86	0.56
1:G:35:GLY:HA3	1:G:51:LYS:HE2	1.86	0.56
1:N:134:LEU:HD11	1:N:475:ASN:OD1	2.06	0.56
1:I:169:VAL:HG22	1:I:169:VAL:O	2.06	0.56
1:M:174:VAL:HG21	1:M:371:LYS:HD3	1.88	0.56
1:M:351:GLN:HG2	1:M:354:GLU:OE2	2.06	0.56
1:D:194:GLN:NE2	1:D:329:THR:HG21	2.20	0.56
1:A:266:THR:HG22	1:A:273:VAL:H	1.71	0.56
1:N:247:LEU:HD13	1:N:247:LEU:C	2.26	0.56
1:N:314:LEU:HD12	1:N:314:LEU:N	2.11	0.56
1:J:247:LEU:HD13	1:J:247:LEU:C	2.26	0.56
1:C:208:PRO:HB2	1:C:212:ALA:HB3	1.85	0.56
1:E:417:VAL:HA	1:E:420:ILE:HG22	1.87	0.56
1:B:339:GLU:HB3	1:B:343:GLN:OE1	2.05	0.56
1:F:368:ARG:HG2	1:F:372:LEU:CG	2.35	0.56
1:H:419:LEU:HD21	1:H:500:THR:HG23	1.87	0.56
1:N:129:GLU:O	1:N:132:LYS:N	2.39	0.56
1:E:496:PRO:HG2	1:E:499:VAL:HG13	1.87	0.56
2:P:43:VAL:HG13	2:P:57:LEU:HD12	1.87	0.56
2:P:84:LEU:N	2:P:84:LEU:HD12	2.20	0.56
1:D:28:LYS:O	1:D:30:THR:N	2.39	0.56
1:M:58:ARG:HD3	1:M:209:GLU:OE1	2.06	0.56
1:G:29:VAL:HG23	1:G:30:THR:HG23	1.88	0.56
1:M:373:ALA:HB3	1:M:375:GLY:CA	2.35	0.55
1:B:256:GLY:O	1:B:260:ALA:N	2.38	0.55
1:D:327:LYS:HD3	1:D:327:LYS:N	2.21	0.55
1:G:349:ILE:HA	1:G:352:GLN:CD	2.26	0.55

*Continued on next page...*



*Continued from previous page...*

Atom-1	Atom-2	Interatomic distance (Å)	Clash overlap (Å)
1:I:216:GLU:OE1	1:I:216:GLU:HA	2.05	0.55
1:A:261:THR:O	1:A:265:ASN:ND2	2.39	0.55
1:B:234:LEU:H	1:B:234:LEU:CD1	2.17	0.55
1:A:18:ARG:HH11	1:A:18:ARG:CB	2.04	0.55
1:C:229:ASN:HA	1:C:257:GLU:OE2	2.06	0.55
1:C:245:LYS:CE	1:C:245:LYS:HA	2.31	0.55
1:G:305:ILE:CG2	1:G:306:GLY:H	2.02	0.55
1:A:295:LEU:C	1:A:295:LEU:HD23	2.26	0.55
1:A:348:GLN:NE2	1:A:352:GLN:HE21	2.04	0.55
1:H:65:LYS:O	1:H:66:PHE:CB	2.46	0.55
1:N:351:GLN:O	1:N:354:GLU:N	2.34	0.55
1:F:450:PRO:O	1:F:454:ILE:HG13	2.05	0.55
1:I:55:SER:HA	1:I:58:ARG:NH1	2.21	0.55
1:D:489:ILE:HD12	1:D:494:LEU:HD22	1.86	0.55
1:E:504:LEU:HD13	1:E:504:LEU:C	2.26	0.55
1:C:4:LYS:HG3	1:D:59:GLU:O	2.05	0.55
1:J:421:ARG:HD2	1:J:474:GLY:O	2.06	0.55
1:F:290:GLN:N	1:F:290:GLN:OE1	2.39	0.55
1:B:18:ARG:HB2	1:B:67:GLU:HG2	1.88	0.55
1:B:194:GLN:HB2	1:B:331:THR:HG23	1.88	0.55
1:J:232:GLU:N	1:J:232:GLU:OE1	2.33	0.55
1:I:313:THR:HG22	1:I:314:LEU:N	2.21	0.55
2:R:14:ARG:HH11	2:R:14:ARG:CB	2.18	0.55
1:D:54:VAL:HB	1:D:89:THR:HG21	1.88	0.55
1:N:345:ARG:HH22	1:N:368:ARG:HH22	1.53	0.55
1:N:351:GLN:HG2	1:N:354:GLU:OE2	2.06	0.55
1:N:359:ASP:CA	1:N:362:ARG:HH12	2.15	0.55
1:I:499:VAL:CG2	1:I:500:THR:N	2.69	0.55
1:F:70:GLY:O	1:F:74:VAL:HG22	2.07	0.55
1:C:227:ILE:O	1:C:227:ILE:HG22	2.06	0.55
2:S:48:ILE:O	2:S:48:ILE:HG22	2.05	0.55
1:M:214:GLU:HA	1:M:324:VAL:HG12	1.88	0.55
1:F:94:VAL:HG12	1:F:449:ALA:HB1	1.88	0.55
2:S:50:GLU:O	2:S:52:GLY:N	2.39	0.55
1:G:80:LYS:HD2	1:G:506:TYR:CZ	2.41	0.55
1:D:112:ASN:HD21	1:D:114:MET:HB3	1.71	0.55
1:D:475:ASN:HD22	1:D:475:ASN:N	2.03	0.55
1:L:140:ASP:O	1:L:144:ILE:HG12	2.06	0.55
1:H:319:GLN:O	1:H:336:VAL:HG23	2.07	0.55
1:K:15:LYS:HD2	1:K:67:GLU:HG3	1.87	0.55
1:L:345:ARG:HH22	1:L:368:ARG:HH22	1.53	0.55

*Continued on next page...*



*Continued from previous page...*

Atom-1	Atom-2	Interatomic distance (Å)	Clash overlap (Å)
1:I:345:ARG:HH22	1:I:368:ARG:HH22	1.53	0.55
1:I:369:VAL:HG12	1:I:374:GLY:C	2.26	0.55
1:M:191:GLU:HG3	1:M:342:ILE:CG2	2.30	0.55
1:M:175:ILE:HD13	1:M:404:ARG:NH2	2.21	0.55
1:G:311:LYS:O	1:G:312:ALA:HB2	2.07	0.55
2:O:46:GLY:HA3	2:O:55:LYS:O	2.06	0.55
1:F:236:VAL:O	1:F:239:ALA:HB3	2.06	0.55
1:F:285:ARG:HG3	1:F:286:LYS:N	2.21	0.55
1:G:193:MET:O	1:G:331:THR:HG23	2.07	0.55
2:U:20:LYS:HB3	2:U:27:LEU:HG	1.89	0.55
1:A:309:LEU:H	1:A:309:LEU:HD12	1.70	0.55
1:B:203:TYR:H	1:B:203:TYR:HD1	1.54	0.55
1:E:281:PHE:O	1:E:284:ARG:HB3	2.06	0.55
1:D:233:MET:CE	1:D:233:MET:O	2.54	0.55
1:C:319:GLN:O	1:C:335:GLY:HA2	2.06	0.55
1:C:357:THR:CG2	1:C:361:ASP:HB2	2.36	0.55
1:K:313:THR:HG22	1:K:314:LEU:N	2.21	0.55
1:H:313:THR:HG22	1:H:314:LEU:N	2.21	0.55
1:L:17:LEU:HA	1:L:20:VAL:CG1	2.36	0.55
1:L:247:LEU:HD13	1:L:247:LEU:C	2.26	0.55
1:L:313:THR:HG22	1:L:314:LEU:N	2.21	0.55
1:M:247:LEU:C	1:M:247:LEU:HD13	2.26	0.55
1:D:342:ILE:O	1:D:346:VAL:HG23	2.05	0.55
1:G:207:LYS:HB2	1:G:207:LYS:HZ2	1.71	0.55
1:G:496:PRO:HG2	1:G:499:VAL:HG13	1.88	0.55
1:I:284:ARG:HH11	1:I:284:ARG:CB	2.14	0.55
1:E:134:LEU:N	1:E:134:LEU:HD12	2.21	0.55
1:M:112:ASN:O	1:M:116:LEU:HG	2.06	0.55
1:A:130:GLU:O	1:A:133:ALA:HB3	2.06	0.55
1:E:486:GLY:CA	1:E:491:MET:CE	2.85	0.55
1:M:213:VAL:O	1:M:324:VAL:HA	2.06	0.55
1:I:324:VAL:C	1:I:325:ILE:HD12	2.26	0.55
1:M:161:LEU:H	1:M:161:LEU:CD1	2.20	0.55
1:E:65:LYS:O	1:E:69:MET:HG3	2.07	0.55
1:J:406:ALA:O	1:J:410:GLY:N	2.36	0.55
1:I:319:GLN:O	1:I:336:VAL:HG23	2.07	0.55
1:I:351:GLN:HG2	1:I:354:GLU:OE2	2.06	0.55
1:M:191:GLU:HA	1:M:373:ALA:HA	0.66	0.55
1:K:370:ALA:C	1:K:374:GLY:C	2.04	0.55
1:F:272:LYS:HB2	1:F:272:LYS:NZ	2.20	0.55
1:D:326:ASN:ND2	1:D:328:ASP:H	2.03	0.55

*Continued on next page...*



*Continued from previous page...*

Atom-1	Atom-2	Interatomic distance (Å)	Clash overlap (Å)
1:B:322:ARG:CG	1:B:323:VAL:H	2.11	0.55
1:C:222:LEU:N	1:C:222:LEU:HD12	2.21	0.55
1:C:353:ILE:HG12	1:C:366:GLN:NE2	2.22	0.55
1:K:247:LEU:HD13	1:K:247:LEU:C	2.26	0.55
1:N:66:PHE:N	1:N:69:MET:HG3	2.20	0.55
1:H:7:LYS:HG3	1:H:66:PHE:CE2	2.41	0.55
1:D:417:VAL:HA	1:D:420:ILE:HG22	1.88	0.55
1:B:432:GLN:NE2	1:B:436:GLN:HE22	2.04	0.55
1:E:119:GLY:O	1:E:440:ILE:HG12	2.06	0.55
1:L:214:GLU:HA	1:L:324:VAL:HG12	1.88	0.55
1:I:214:GLU:HA	1:I:324:VAL:HG12	1.88	0.55
1:C:16:MET:O	1:C:20:VAL:HG23	2.07	0.55
2:O:86:MET:HB2	2:O:90:ASP:OD2	2.06	0.55
1:I:406:ALA:O	1:I:410:GLY:CA	2.54	0.55
1:F:351:GLN:HG2	1:G:210:THR:OG1	2.06	0.55
1:I:30:THR:HB	1:I:51:LYS:O	2.05	0.55
1:M:359:ASP:CA	1:M:362:ARG:HH12	2.15	0.55
1:M:373:ALA:CB	1:M:375:GLY:CA	2.84	0.55
1:K:351:GLN:HG2	1:K:354:GLU:OE2	2.06	0.55
1:D:258:ALA:O	1:D:261:THR:HG23	2.07	0.55
1:N:216:GLU:OE1	1:N:216:GLU:HA	2.05	0.55
1:F:266:THR:HG22	1:F:273:VAL:H	1.70	0.55
1:G:200:LEU:O	1:G:202:PRO:HD2	2.07	0.55
1:G:289:LEU:HD23	1:G:292:ILE:HD12	1.89	0.55
1:L:149:THR:CG2	1:L:159:GLY:HA3	2.30	0.55
2:R:34:LYS:HG3	2:R:35:SER:N	2.21	0.55
1:F:347:ALA:O	1:F:350:ARG:HG2	2.06	0.55
1:I:449:ALA:HB3	1:I:450:PRO:CD	2.31	0.55
1:K:149:THR:HG22	1:K:156:GLU:HA	1.89	0.55
1:N:215:LEU:CB	1:N:218:PRO:HG2	2.35	0.55
1:N:324:VAL:C	1:N:325:ILE:HD12	2.26	0.55
1:J:213:VAL:O	1:J:324:VAL:HA	2.06	0.55
1:L:213:VAL:O	1:L:324:VAL:HA	2.06	0.55
1:I:155:ASP:OD1	1:I:158:VAL:HG23	2.05	0.55
1:F:7:LYS:HD2	1:F:66:PHE:CE2	2.42	0.55
1:K:428:ASP:O	1:K:429:LEU:C	2.45	0.55
1:G:160:LYS:O	1:G:164:GLU:HG3	2.06	0.55
1:L:465:VAL:O	1:L:469:VAL:HG23	2.07	0.55
1:A:65:LYS:O	1:A:69:MET:HG3	2.06	0.55
1:I:363:GLU:O	1:I:367:GLU:HG3	2.06	0.55
1:H:169:VAL:CG2	1:H:370:ALA:HB1	2.36	0.55

*Continued on next page...*



*Continued from previous page...*

Atom-1	Atom-2	Interatomic distance (Å)	Clash overlap (Å)
1:F:248:LEU:HD13	1:F:248:LEU:C	2.27	0.55
1:N:254:VAL:O	1:N:259:LEU:HD12	2.05	0.55
1:E:365:LEU:O	1:E:369:VAL:HG23	2.06	0.55
2:S:20:LYS:H	2:S:20:LYS:CD	2.18	0.55
1:C:291:ASP:HB3	1:C:345:ARG:NH2	2.19	0.55
1:L:221:LEU:HD22	1:L:222:LEU:H	1.72	0.55
1:C:448:GLU:O	1:C:452:ARG:HG2	2.06	0.55
1:N:169:VAL:CG2	1:N:370:ALA:CB	2.85	0.55
2:U:43:VAL:CG1	2:U:57:LEU:HD12	2.36	0.55
1:N:214:GLU:HA	1:N:324:VAL:HG12	1.88	0.55
1:N:149:THR:HG22	1:N:156:GLU:HA	1.87	0.55
1:K:478:TYR:HB2	1:K:485:TYR:CE2	2.42	0.55
1:G:339:GLU:CD	1:G:339:GLU:N	2.60	0.55
1:H:184:GLN:HA	1:H:184:GLN:OE1	2.07	0.55
1:L:448:GLU:HB3	1:L:452:ARG:HD2	1.89	0.55
2:T:3:ILE:HD12	2:T:3:ILE:H	1.72	0.55
1:K:39:VAL:HG22	1:K:49:ILE:HG12	1.87	0.55
1:B:338:GLU:O	1:B:341:ALA:HB3	2.06	0.55
1:J:319:GLN:O	1:J:336:VAL:HG23	2.07	0.55
1:A:106:ALA:O	1:A:109:ALA:HB3	2.07	0.55
1:L:351:GLN:HG2	1:L:354:GLU:OE2	2.06	0.55
1:J:345:ARG:HH22	1:J:368:ARG:HH22	1.53	0.55
1:K:357:THR:O	1:K:357:THR:HG22	2.07	0.55
1:D:247:LEU:HB3	1:D:273:VAL:HG13	1.88	0.55
1:M:216:GLU:OE1	1:M:216:GLU:HA	2.05	0.55
2:O:20:LYS:HD2	2:O:20:LYS:H	1.71	0.55
1:C:215:LEU:O	1:C:322:ARG:HG3	2.07	0.55
1:E:220:ILE:HG23	1:E:248:LEU:HD12	1.89	0.55
1:E:349:ILE:HA	1:E:352:GLN:CD	2.27	0.55
1:M:233:MET:HE1	1:M:309:LEU:HD13	1.89	0.55
1:N:221:LEU:HD22	1:N:222:LEU:H	1.72	0.55
1:I:31:LEU:HG	1:I:454:ILE:HD11	1.89	0.55
1:H:66:PHE:N	1:H:69:MET:HG3	2.21	0.55
2:P:47:ARG:O	2:P:54:VAL:HG13	2.07	0.55
1:B:134:LEU:H	1:B:134:LEU:CD1	2.19	0.55
1:N:32:GLY:HA3	1:N:454:ILE:HG23	1.89	0.55
2:U:41:LEU:O	2:U:61:VAL:HG13	2.07	0.55
1:G:510:VAL:CG2	1:G:511:ALA:N	2.69	0.55
1:K:324:VAL:C	1:K:325:ILE:HD12	2.26	0.55
1:C:381:VAL:HG21	1:C:393:LYS:HA	1.88	0.55
1:D:451:LEU:C	1:D:451:LEU:HD23	2.27	0.55

*Continued on next page...*



*Continued from previous page...*

Atom-1	Atom-2	Interatomic distance (Å)	Clash overlap (Å)
1:B:404:ARG:HH11	1:B:404:ARG:HG3	1.71	0.55
1:L:36:ARG:HB3	1:M:516:THR:O	2.06	0.55
1:A:512:GLY:O	1:A:515:ILE:HG12	2.06	0.55
1:A:472:GLY:HA3	1:A:476:TYR:CD2	2.42	0.55
1:A:59:GLU:O	1:G:4:LYS:HG3	2.07	0.55
1:L:319:GLN:O	1:L:336:VAL:HG23	2.07	0.55
1:I:351:GLN:O	1:I:354:GLU:N	2.34	0.55
1:H:357:THR:O	1:H:357:THR:HG22	2.07	0.55
1:G:259:LEU:O	1:G:263:VAL:HG23	2.07	0.55
1:G:353:ILE:HG22	1:G:354:GLU:N	2.22	0.55
1:A:256:GLY:O	1:A:260:ALA:N	2.30	0.55
1:H:235:PRO:HG2	1:H:236:VAL:H	1.72	0.55
1:E:18:ARG:O	1:E:22:VAL:HG23	2.05	0.55
1:L:314:LEU:HD12	1:L:314:LEU:N	2.10	0.55
1:L:157:THR:O	1:L:161:LEU:HD13	2.06	0.55
1:A:283:ASP:O	1:A:287:ALA:HB2	2.06	0.55
1:E:208:PRO:O	1:E:212:ALA:HB3	2.06	0.55
1:F:194:GLN:NE2	1:F:329:THR:HG21	2.22	0.55
1:F:199:TYR:CA	1:F:276:VAL:HG12	2.32	0.55
1:J:214:GLU:HA	1:J:324:VAL:HG12	1.88	0.55
2:P:43:VAL:CG1	2:P:57:LEU:HD12	2.37	0.55
1:G:177:VAL:HG11	1:G:397:GLU:CG	2.37	0.55
1:D:5:ASP:HB2	1:D:524:LEU:CD2	2.36	0.55
2:S:50:GLU:O	2:S:50:GLU:HG2	2.06	0.55
1:N:186:GLU:O	1:N:379:ILE:HA	2.07	0.55
1:G:25:ASP:HA	1:G:28:LYS:HE2	1.88	0.55
1:N:37:ASN:H	1:N:37:ASN:ND2	2.05	0.55
1:N:319:GLN:O	1:N:336:VAL:HG23	2.07	0.55
1:J:398:ASP:O	1:J:401:HIS:HB2	2.06	0.55
1:F:409:GLU:CD	1:F:501:ARG:HH21	2.11	0.55
1:M:351:GLN:O	1:M:354:GLU:N	2.34	0.55
1:D:203:TYR:H	1:D:203:TYR:HD1	1.55	0.55
1:D:327:LYS:H	1:D:327:LYS:HD3	1.72	0.55
1:L:226:LYS:CA	1:L:252:GLU:HB2	2.36	0.55
1:M:266:THR:HG22	1:M:273:VAL:H	1.72	0.55
1:K:433:ASN:HD22	1:K:434:GLU:H	1.54	0.55
1:B:417:VAL:HA	1:B:420:ILE:HG22	1.89	0.55
1:N:413:ALA:HB1	1:N:417:VAL:HB	1.87	0.55
1:K:213:VAL:O	1:K:324:VAL:HA	2.06	0.55
1:A:368:ARG:CD	1:A:372:LEU:HD11	2.37	0.55
1:M:319:GLN:O	1:M:336:VAL:HG23	2.07	0.55

*Continued on next page...*



*Continued from previous page...*

Atom-1	Atom-2	Interatomic distance (Å)	Clash overlap (Å)
1:I:287:ALA:HB1	1:I:368:ARG:NH2	2.22	0.55
1:J:351:GLN:HG2	1:J:354:GLU:OE2	2.06	0.55
1:J:287:ALA:HB1	1:J:368:ARG:NH2	2.22	0.55
1:G:195:PHE:O	1:G:329:THR:HG23	2.07	0.55
1:A:237:LEU:HD22	2:O:26:VAL:CG2	2.29	0.55
1:B:205:ILE:CD1	1:B:211:GLY:HA2	2.37	0.55
1:B:232:GLU:O	1:B:233:MET:HB3	2.07	0.55
2:S:20:LYS:HG2	2:S:27:LEU:HD23	1.89	0.55
1:F:19:GLY:HA3	1:F:67:GLU:O	2.07	0.55
1:A:285:ARG:HG3	1:A:286:LYS:N	2.21	0.55
1:F:349:ILE:HD13	1:F:369:VAL:HG22	1.89	0.55
1:G:486:GLY:HA3	1:G:491:MET:CE	2.36	0.55
1:N:357:THR:O	1:N:357:THR:HG22	2.07	0.55
1:E:130:GLU:HA	1:E:130:GLU:OE1	2.07	0.55
1:B:417:VAL:HG13	1:B:418:ALA:N	2.22	0.55
1:N:213:VAL:O	1:N:324:VAL:HA	2.06	0.55
1:J:215:LEU:CB	1:J:218:PRO:HG2	2.35	0.55
1:H:112:ASN:O	1:H:116:LEU:HG	2.06	0.55
1:K:179:ASP:OD2	1:K:390:LYS:HG2	2.06	0.55
1:E:42:LYS:HE2	1:E:48:THR:HB	1.88	0.55
1:B:84:ALA:HB2	1:B:506:TYR:HE2	1.72	0.55
1:L:455:VAL:HG13	1:L:460:GLU:HB2	1.89	0.55
1:M:40:LEU:N	1:M:40:LEU:HD22	2.22	0.55
1:H:287:ALA:HB1	1:H:368:ARG:NH2	2.22	0.54
1:M:357:THR:HG22	1:M:357:THR:O	2.07	0.54
2:O:48:ILE:HG22	2:O:48:ILE:O	2.07	0.54
1:F:295:LEU:O	1:F:337:GLY:HA3	2.08	0.54
1:G:257:GLU:O	1:G:261:THR:HG22	2.07	0.54
1:G:326:ASN:OD1	1:G:329:THR:N	2.39	0.54
1:A:308:GLU:H	1:A:311:LYS:HB3	1.72	0.54
1:L:230:ILE:CG1	1:L:258:ALA:HA	2.23	0.54
1:D:302:SER:HB2	1:D:305:ILE:HD13	1.87	0.54
1:M:226:LYS:CA	1:M:252:GLU:HB2	2.36	0.54
1:J:226:LYS:CA	1:J:252:GLU:HB2	2.36	0.54
1:A:357:THR:CG2	1:A:361:ASP:HB2	2.37	0.54
1:E:130:GLU:O	1:E:133:ALA:HB3	2.06	0.54
1:F:368:ARG:O	1:F:372:LEU:HG	2.07	0.54
1:H:214:GLU:HA	1:H:324:VAL:HG12	1.88	0.54
2:O:11:ILE:HB	2:O:42:ALA:HB3	1.89	0.54
1:B:108:ALA:HB1	1:I:109:ALA:HB1	1.89	0.54
1:F:177:VAL:HG11	1:F:397:GLU:HG2	1.89	0.54

*Continued on next page...*



*Continued from previous page...*

Atom-1	Atom-2	Interatomic distance (Å)	Clash overlap (Å)
1:I:226:LYS:CA	1:I:252:GLU:HB2	2.36	0.54
1:F:161:LEU:O	1:F:164:GLU:HB2	2.08	0.54
1:J:191:GLU:C	1:J:372:LEU:C	2.61	0.54
1:H:345:ARG:HH22	1:H:368:ARG:HH22	1.53	0.54
1:K:345:ARG:HH22	1:K:368:ARG:HH22	1.53	0.54
1:G:352:GLN:C	1:G:365:LEU:HD11	2.28	0.54
1:K:235:PRO:HG2	1:K:236:VAL:H	1.72	0.54
1:K:226:LYS:CA	1:K:252:GLU:HB2	2.36	0.54
2:R:17:VAL:CG1	2:R:34:LYS:HA	2.38	0.54
1:D:362:ARG:O	1:D:366:GLN:OE1	2.26	0.54
1:C:135:SER:HB2	1:C:497:THR:HG21	1.89	0.54
2:T:48:ILE:HG12	2:T:54:VAL:HG13	1.89	0.54
2:R:50:GLU:OE1	2:S:50:GLU:HA	2.07	0.54
1:C:134:LEU:O	1:C:136:VAL:HG13	2.06	0.54
1:K:400:LEU:C	1:K:400:LEU:HD23	2.27	0.54
1:I:357:THR:O	1:I:357:THR:HG22	2.07	0.54
1:K:193:MET:CG	1:K:194:GLN:N	2.71	0.54
1:K:371:LYS:CA	1:K:375:GLY:O	2.53	0.54
1:G:357:THR:CG2	1:G:361:ASP:HB2	2.37	0.54
1:A:220:ILE:N	1:A:220:ILE:CD1	2.70	0.54
1:E:221:LEU:C	1:E:222:LEU:HD12	2.26	0.54
1:C:220:ILE:HG23	1:C:248:LEU:HD12	1.90	0.54
1:C:277:LYS:HD3	1:C:285:ARG:HH22	1.72	0.54
1:L:266:THR:HG22	1:L:273:VAL:H	1.72	0.54
1:A:289:LEU:N	1:A:290:GLN:OE1	2.33	0.54
1:F:207:LYS:NZ	1:F:207:LYS:HB2	2.22	0.54
1:N:287:ALA:HB1	1:N:368:ARG:NH2	2.22	0.54
1:B:372:LEU:O	1:B:373:ALA:HB2	2.07	0.54
2:Q:14:ARG:CG	2:Q:15:LYS:H	2.17	0.54
1:I:166:MET:CE	1:I:171:LYS:HA	2.35	0.54
2:P:78:ILE:N	2:P:78:ILE:HD12	2.22	0.54
1:K:214:GLU:HA	1:K:324:VAL:HG12	1.88	0.54
1:J:40:LEU:HD23	1:J:50:THR:HG22	1.88	0.54
1:J:428:ASP:O	1:J:429:LEU:C	2.45	0.54
1:K:240:VAL:HA	1:K:243:ALA:HB3	1.90	0.54
1:D:130:GLU:O	1:D:134:LEU:HD13	2.07	0.54
1:K:10:ASN:O	1:K:11:ASP:C	2.45	0.54
1:K:287:ALA:HB1	1:K:368:ARG:NH2	2.22	0.54
1:N:227:ILE:O	1:N:254:VAL:HA	2.08	0.54
1:D:305:ILE:HD11	1:E:203:TYR:OH	2.06	0.54
1:C:206:ASN:CB	1:C:214:GLU:H	2.20	0.54

*Continued on next page...*



*Continued from previous page...*

Atom-1	Atom-2	Interatomic distance (Å)	Clash overlap (Å)
1:L:235:PRO:HG2	1:L:236:VAL:H	1.72	0.54
1:M:419:LEU:O	1:M:422:VAL:HG22	2.08	0.54
2:R:55:LYS:HE2	2:R:55:LYS:N	2.12	0.54
1:K:198:GLY:CA	1:K:328:ASP:HA	2.38	0.54
1:L:198:GLY:CA	1:L:328:ASP:HA	2.38	0.54
1:M:411:VAL:HA	1:M:497:THR:H	1.71	0.54
1:D:436:GLN:O	1:D:440:ILE:HG13	2.06	0.54
1:F:339:GLU:N	1:F:339:GLU:CD	2.61	0.54
1:K:478:TYR:HA	1:K:485:TYR:HA	1.89	0.54
2:O:1:MET:HA	2:U:97:ALA:O	2.07	0.54
1:C:494:LEU:HD23	1:C:494:LEU:N	2.21	0.54
1:L:398:ASP:O	1:L:401:HIS:HB2	2.07	0.54
1:J:193:MET:CG	1:J:194:GLN:N	2.71	0.54
2:R:20:LYS:HB3	2:R:27:LEU:HG	1.89	0.54
1:F:235:PRO:HG3	1:F:310:GLU:HB3	1.87	0.54
1:A:233:MET:C	1:A:235:PRO:CD	2.75	0.54
1:B:205:ILE:HD13	1:B:211:GLY:HA2	1.90	0.54
1:B:246:PRO:HA	1:B:272:LYS:O	2.07	0.54
1:N:232:GLU:HA	1:N:310:GLU:HG3	1.90	0.54
1:N:235:PRO:HG2	1:N:236:VAL:H	1.72	0.54
1:M:235:PRO:HG2	1:M:236:VAL:H	1.72	0.54
1:C:368:ARG:HG2	1:C:372:LEU:CG	2.37	0.54
1:K:222:LEU:CD1	1:K:293:ALA:HA	2.38	0.54
1:H:221:LEU:HD22	1:H:222:LEU:H	1.72	0.54
1:A:288:MET:O	1:A:289:LEU:HG	2.08	0.54
1:D:174:VAL:HG21	1:D:367:GLU:HA	1.89	0.54
1:K:417:VAL:O	1:K:418:ALA:C	2.44	0.54
1:K:69:MET:O	1:K:73:MET:HG3	2.08	0.54
1:I:433:ASN:HD22	1:I:434:GLU:N	2.06	0.54
1:A:417:VAL:HA	1:A:420:ILE:CG2	2.37	0.54
1:M:107:VAL:CG2	1:M:108:ALA:N	2.71	0.54
1:K:478:TYR:CE1	1:K:483:GLU:HA	2.42	0.54
1:D:489:ILE:CD1	1:D:494:LEU:HD22	2.37	0.54
1:A:434:GLU:O	1:A:435:ASP:C	2.44	0.54
1:L:240:VAL:HA	1:L:243:ALA:HB3	1.90	0.54
1:F:6:VAL:HG12	1:F:521:VAL:HG22	1.89	0.54
1:F:311:LYS:O	1:F:312:ALA:HB2	2.07	0.54
1:A:204:PHE:CB	1:A:274:ALA:HB2	2.37	0.54
1:L:16:MET:HG3	1:L:520:MET:SD	2.47	0.54
1:M:222:LEU:CD1	1:M:293:ALA:HA	2.38	0.54
1:D:208:PRO:HB2	1:D:212:ALA:CB	2.38	0.54

*Continued on next page...*



*Continued from previous page...*

Atom-1	Atom-2	Interatomic distance (Å)	Clash overlap (Å)
1:D:252:GLU:O	1:D:277:LYS:HE2	2.08	0.54
1:D:285:ARG:HG3	1:D:286:LYS:N	2.20	0.54
1:D:349:ILE:HG21	1:D:369:VAL:HG22	1.90	0.54
1:G:208:PRO:HB2	1:G:212:ALA:CB	2.37	0.54
1:E:134:LEU:O	1:E:136:VAL:HG13	2.07	0.54
1:M:434:GLU:O	1:M:438:VAL:HG23	2.08	0.54
1:L:392:LYS:O	1:L:396:VAL:HG23	2.06	0.54
1:K:319:GLN:O	1:K:336:VAL:HG23	2.07	0.54
1:K:406:ALA:O	1:K:410:GLY:N	2.34	0.54
1:B:219:PHE:HB2	1:B:247:LEU:HD22	1.88	0.54
1:D:220:ILE:HG23	1:D:248:LEU:HD12	1.88	0.54
1:H:227:ILE:O	1:H:254:VAL:HA	2.08	0.54
1:J:227:ILE:O	1:J:254:VAL:HA	2.08	0.54
1:H:232:GLU:HA	1:H:310:GLU:HG3	1.90	0.54
1:C:278:ALA:HB1	1:C:279:PRO:HD2	1.89	0.54
1:H:266:THR:HG22	1:H:273:VAL:H	1.72	0.54
1:M:221:LEU:HD22	1:M:222:LEU:H	1.72	0.54
1:J:222:LEU:CD1	1:J:293:ALA:HA	2.38	0.54
1:L:155:ASP:CG	1:L:158:VAL:HG23	2.28	0.54
2:R:14:ARG:CG	2:R:15:LYS:H	2.21	0.54
1:D:357:THR:HB	1:D:361:ASP:CB	2.37	0.54
2:T:47:ARG:HG2	2:T:49:LEU:H	1.73	0.54
1:N:385:THR:O	1:N:389:MET:HB2	2.07	0.54
1:I:395:ARG:O	1:I:398:ASP:HB2	2.07	0.54
2:S:14:ARG:CG	2:S:15:LYS:N	2.70	0.54
1:F:205:ILE:CD1	1:F:211:GLY:HA2	2.38	0.54
1:G:77:VAL:HG12	1:G:510:VAL:HG21	1.89	0.54
2:O:40:VAL:HG21	2:O:63:ASP:HB2	1.90	0.54
1:C:510:VAL:CG2	1:C:511:ALA:N	2.70	0.54
1:M:198:GLY:CA	1:M:328:ASP:HA	2.38	0.54
1:A:381:VAL:CG1	1:A:392:LYS:CG	2.85	0.54
1:F:524:LEU:O	1:F:526:LYS:N	2.40	0.54
1:I:428:ASP:O	1:I:429:LEU:C	2.45	0.54
2:S:92:LEU:O	2:T:6:LEU:HB2	2.08	0.54
1:G:372:LEU:O	1:G:373:ALA:HB2	2.08	0.54
2:T:40:VAL:HB	2:T:62:GLY:H	1.72	0.54
1:C:23:LEU:HD13	1:C:23:LEU:C	2.27	0.54
1:D:384:ALA:N	1:D:388:GLU:OE1	2.40	0.54
1:M:506:TYR:O	1:M:509:SER:HB3	2.08	0.54
1:C:409:GLU:CD	1:C:501:ARG:HH21	2.11	0.54
1:I:10:ASN:O	1:I:11:ASP:C	2.46	0.54

*Continued on next page...*



*Continued from previous page...*

Atom-1	Atom-2	Interatomic distance (Å)	Clash overlap (Å)
1:J:420:ILE:HG13	1:J:451:LEU:HD22	1.90	0.54
1:J:240:VAL:HA	1:J:243:ALA:HB3	1.90	0.54
1:I:453:GLN:NE2	1:I:457:ASN:OD1	2.40	0.54
1:F:245:LYS:CE	1:F:245:LYS:HA	2.34	0.54
1:J:235:PRO:HG2	1:J:236:VAL:H	1.72	0.54
1:M:232:GLU:HA	1:M:310:GLU:HG3	1.90	0.54
1:N:226:LYS:CA	1:N:252:GLU:HB2	2.36	0.54
1:H:226:LYS:CA	1:H:252:GLU:HB2	2.36	0.54
1:I:222:LEU:CD1	1:I:293:ALA:HA	2.38	0.54
1:D:339:GLU:HA	1:D:342:ILE:HB	1.89	0.54
1:L:107:VAL:CG2	1:L:108:ALA:H	2.21	0.54
1:I:433:ASN:HD22	1:I:434:GLU:H	1.56	0.54
1:K:161:LEU:N	1:K:161:LEU:HD12	2.23	0.54
1:C:313:THR:HG22	1:C:314:LEU:N	2.22	0.54
1:C:177:VAL:HG22	1:C:393:LYS:HG3	1.89	0.54
1:J:263:VAL:O	1:J:267:MET:HG2	2.08	0.54
1:N:164:GLU:O	1:N:167:ASP:HB3	2.07	0.54
1:N:478:TYR:CE1	1:N:483:GLU:HA	2.42	0.54
2:R:37:ARG:HH11	2:R:37:ARG:HG2	1.71	0.54
1:C:391:GLU:O	1:C:394:ALA:HB3	2.08	0.54
1:J:102:GLU:HB2	1:J:442:VAL:HG13	1.89	0.54
1:L:287:ALA:HB1	1:L:368:ARG:NH2	2.22	0.54
1:C:302:SER:HB2	1:C:305:ILE:HB	1.90	0.54
1:I:227:ILE:O	1:I:254:VAL:HA	2.08	0.54
1:G:204:PHE:CB	1:G:274:ALA:HB2	2.37	0.54
2:Q:47:ARG:HG2	2:Q:49:LEU:H	1.71	0.54
1:C:271:VAL:O	1:C:271:VAL:HG23	2.08	0.54
1:A:326:ASN:ND2	1:A:328:ASP:H	2.05	0.54
1:L:164:GLU:O	1:L:167:ASP:HB3	2.07	0.54
1:M:499:VAL:CG2	1:M:500:THR:N	2.71	0.54
1:L:129:GLU:O	1:L:132:LYS:N	2.41	0.54
1:I:421:ARG:HD2	1:I:474:GLY:O	2.08	0.54
1:I:383:ALA:CB	1:I:389:MET:HA	2.38	0.54
1:D:94:VAL:HG12	1:D:449:ALA:HB1	1.89	0.54
1:K:263:VAL:O	1:K:267:MET:HG2	2.08	0.54
1:D:143:ALA:HA	1:D:146:GLN:NE2	2.23	0.54
1:N:55:SER:O	1:N:58:ARG:HB3	2.07	0.54
1:C:130:GLU:O	1:C:133:ALA:HB3	2.08	0.54
1:F:327:LYS:HD3	1:F:327:LYS:H	1.73	0.54
1:E:468:THR:OG1	1:E:485:TYR:CE2	2.61	0.54
1:B:180:GLY:CA	1:B:380:LYS:HB3	2.38	0.54

*Continued on next page...*



*Continued from previous page...*

Atom-1	Atom-2	Interatomic distance (Å)	Clash overlap (Å)
1:D:245:LYS:HA	1:D:245:LYS:CE	2.32	0.54
1:F:252:GLU:HA	1:F:285:ARG:NH1	2.23	0.54
1:F:221:LEU:HD13	1:F:317:LEU:HD21	1.89	0.54
1:M:227:ILE:O	1:M:254:VAL:HA	2.08	0.54
1:B:322:ARG:HB3	1:B:333:ILE:CD1	2.26	0.54
1:E:215:LEU:HB3	1:E:246:PRO:CB	2.35	0.54
1:E:249:ILE:HG22	1:E:250:ILE:N	2.23	0.54
1:N:222:LEU:CD1	1:N:293:ALA:HA	2.38	0.54
1:K:221:LEU:HD11	1:K:223:ALA:HB2	1.90	0.54
1:H:222:LEU:CD1	1:H:293:ALA:HA	2.38	0.54
1:J:266:THR:HG22	1:J:273:VAL:H	1.72	0.54
1:I:266:THR:HG22	1:I:273:VAL:H	1.72	0.54
1:M:422:VAL:O	1:M:426:LEU:HD23	2.08	0.54
1:D:510:VAL:CG2	1:D:511:ALA:N	2.70	0.54
1:E:313:THR:HG22	1:E:314:LEU:N	2.24	0.54
1:N:193:MET:CG	1:N:194:GLN:N	2.71	0.54
1:E:115:ASP:HB3	1:E:436:GLN:HG3	1.90	0.54
2:P:78:ILE:HD13	2:P:83:VAL:CG2	2.38	0.54
1:L:32:GLY:CA	1:L:454:ILE:HG23	2.38	0.54
1:M:263:VAL:O	1:M:267:MET:HG2	2.08	0.54
1:I:112:ASN:O	1:I:116:LEU:HG	2.08	0.54
1:B:124:VAL:HG22	1:B:504:LEU:HD11	1.90	0.54
1:H:175:ILE:HD13	1:H:404:ARG:NH2	2.22	0.54
2:P:34:LYS:HG3	2:P:35:SER:H	1.73	0.54
1:I:263:VAL:O	1:I:267:MET:HG2	2.08	0.54
1:I:478:TYR:CE1	1:I:483:GLU:HA	2.43	0.54
1:B:147:VAL:HA	1:B:150:ILE:HG22	1.90	0.54
1:E:107:VAL:HG13	1:E:113:PRO:HG3	1.89	0.54
1:J:357:THR:HG22	1:J:357:THR:O	2.07	0.53
1:H:169:VAL:HG21	1:H:370:ALA:HB1	1.89	0.53
1:K:227:ILE:O	1:K:254:VAL:HA	2.08	0.53
1:G:271:VAL:HG23	1:G:271:VAL:O	2.07	0.53
1:E:206:ASN:HB3	1:E:214:GLU:H	1.73	0.53
1:K:221:LEU:HD22	1:K:222:LEU:H	1.72	0.53
1:F:349:ILE:HG22	1:F:353:ILE:HG13	1.89	0.53
1:A:305:ILE:CG2	1:A:306:GLY:H	2.10	0.53
1:D:510:VAL:CG2	1:D:511:ALA:H	2.20	0.53
2:O:77:LYS:C	2:O:78:ILE:HD12	2.28	0.53
1:B:499:VAL:CG2	1:B:500:THR:N	2.70	0.53
1:B:280:GLY:HA3	1:B:284:ARG:HH11	1.73	0.53
1:H:198:GLY:CA	1:H:328:ASP:HA	2.38	0.53

*Continued on next page...*



*Continued from previous page...*

Atom-1	Atom-2	Interatomic distance (Å)	Clash overlap (Å)
2:S:73:VAL:O	2:S:74:LYS:HD3	2.07	0.53
1:J:38:VAL:HG13	1:K:519:CYS:HB3	1.89	0.53
1:J:395:ARG:O	1:J:398:ASP:HB2	2.09	0.53
1:C:305:ILE:N	1:C:305:ILE:CD1	2.68	0.53
1:D:261:THR:O	1:D:265:ASN:ND2	2.41	0.53
1:G:278:ALA:HB1	1:G:279:PRO:HD2	1.89	0.53
1:B:233:MET:C	1:B:235:PRO:CD	2.76	0.53
1:E:368:ARG:HG2	1:E:372:LEU:CG	2.36	0.53
1:K:266:THR:HG22	1:K:273:VAL:H	1.72	0.53
1:H:222:LEU:HD11	1:H:293:ALA:HA	1.90	0.53
1:J:221:LEU:HD22	1:J:222:LEU:H	1.72	0.53
1:I:221:LEU:HD22	1:I:222:LEU:H	1.72	0.53
1:I:222:LEU:HD11	1:I:293:ALA:HA	1.90	0.53
1:K:499:VAL:CG2	1:K:500:THR:N	2.71	0.53
2:S:77:LYS:C	2:S:78:ILE:HD12	2.28	0.53
1:D:448:GLU:O	1:D:452:ARG:HG2	2.08	0.53
1:L:434:GLU:HA	1:L:437:ASN:HD22	1.73	0.53
1:B:289:LEU:N	1:B:290:GLN:OE1	2.37	0.53
1:H:193:MET:CG	1:H:194:GLN:N	2.71	0.53
1:E:486:GLY:HA3	1:E:491:MET:HE2	1.90	0.53
1:E:381:VAL:CG1	1:E:392:LYS:HG3	2.37	0.53
1:F:381:VAL:HG13	1:F:392:LYS:HG3	1.89	0.53
1:D:368:ARG:HD2	1:D:372:LEU:HD11	1.91	0.53
1:D:35:GLY:HA3	1:D:51:LYS:HE2	1.90	0.53
1:C:124:VAL:HG13	1:C:504:LEU:HD12	1.90	0.53
1:A:112:ASN:HD21	1:A:114:MET:HB3	1.73	0.53
2:P:3:ILE:H	2:P:3:ILE:HD12	1.73	0.53
1:F:338:GLU:O	1:F:341:ALA:HB3	2.08	0.53
1:E:161:LEU:O	1:E:164:GLU:HB2	2.08	0.53
2:R:27:LEU:O	2:R:27:LEU:HD23	2.07	0.53
1:I:232:GLU:HA	1:I:310:GLU:HG3	1.90	0.53
1:B:237:LEU:C	1:B:237:LEU:HD23	2.27	0.53
1:D:311:LYS:O	1:D:312:ALA:HB2	2.09	0.53
1:C:240:VAL:O	1:C:244:GLY:N	2.42	0.53
1:J:222:LEU:HD11	1:J:293:ALA:HA	1.90	0.53
1:A:207:LYS:HB3	1:A:208:PRO:CD	2.32	0.53
1:F:362:ARG:O	1:F:366:GLN:OE1	2.27	0.53
1:K:143:ALA:C	1:K:146:GLN:HB3	2.29	0.53
1:C:436:GLN:O	1:C:440:ILE:HG13	2.09	0.53
2:P:77:LYS:HA	2:P:81:GLU:O	2.08	0.53
1:K:160:LYS:HG2	1:K:164:GLU:OE2	2.08	0.53

*Continued on next page...*



*Continued from previous page...*

Atom-1	Atom-2	Interatomic distance (Å)	Clash overlap (Å)
1:J:112:ASN:O	1:J:116:LEU:HG	2.07	0.53
2:O:74:LYS:HE3	2:U:68:ASN:HD22	1.74	0.53
1:F:149:THR:HG23	1:F:155:ASP:C	2.28	0.53
1:L:40:LEU:N	1:L:40:LEU:HD22	2.23	0.53
1:F:391:GLU:O	1:F:394:ALA:HB3	2.08	0.53
1:M:392:LYS:O	1:M:396:VAL:HG23	2.08	0.53
1:L:357:THR:O	1:L:357:THR:HG22	2.07	0.53
1:D:319:GLN:O	1:D:335:GLY:HA2	2.08	0.53
1:D:333:ILE:O	1:D:334:ASP:HB2	2.09	0.53
1:A:266:THR:HA	1:A:271:VAL:O	2.07	0.53
1:A:270:ILE:HD11	2:O:27:LEU:CD1	2.38	0.53
1:A:271:VAL:O	1:A:271:VAL:HG23	2.08	0.53
1:L:232:GLU:OE1	1:L:232:GLU:N	2.33	0.53
1:B:313:THR:N	1:B:316:ASP:OD2	2.42	0.53
1:C:264:VAL:HA	1:C:267:MET:HB2	1.91	0.53
1:M:41:ASP:HB2	1:N:69:MET:HE2	1.90	0.53
1:M:422:VAL:O	1:M:425:LYS:HB2	2.07	0.53
1:D:295:LEU:HD23	1:D:295:LEU:C	2.29	0.53
1:F:346:VAL:O	1:F:349:ILE:HB	2.09	0.53
1:F:357:THR:O	1:F:359:ASP:N	2.41	0.53
1:H:69:MET:HE2	1:H:522:THR:HB	1.88	0.53
1:G:131:LEU:HD21	1:G:422:VAL:HG11	1.88	0.53
1:L:385:THR:CG2	1:L:388:GLU:HB3	2.39	0.53
1:B:283:ASP:O	1:B:287:ALA:HB2	2.09	0.53
2:T:92:LEU:O	2:U:6:LEU:HB2	2.08	0.53
1:N:411:VAL:HA	1:N:497:THR:H	1.73	0.53
1:C:381:VAL:CG1	1:C:392:LYS:HG2	2.38	0.53
1:N:263:VAL:O	1:N:267:MET:HG2	2.08	0.53
1:H:406:ALA:O	1:H:410:GLY:N	2.39	0.53
1:F:28:LYS:O	1:F:30:THR:N	2.41	0.53
1:N:101:THR:HG22	1:N:105:LYS:HE3	1.89	0.53
1:E:475:ASN:N	1:E:475:ASN:HD22	2.05	0.53
1:M:287:ALA:HB1	1:M:368:ARG:NH2	2.22	0.53
1:L:193:MET:CG	1:L:194:GLN:N	2.71	0.53
1:G:200:LEU:O	1:G:202:PRO:CD	2.56	0.53
1:G:278:ALA:O	1:G:279:PRO:O	2.27	0.53
1:A:313:THR:HG22	1:A:314:LEU:N	2.24	0.53
2:Q:49:LEU:O	2:Q:55:LYS:NZ	2.41	0.53
1:L:227:ILE:O	1:L:254:VAL:HA	2.08	0.53
1:B:329:THR:CG2	1:B:330:THR:N	2.72	0.53
1:N:221:LEU:HD11	1:N:223:ALA:HB2	1.90	0.53

*Continued on next page...*



*Continued from previous page...*

Atom-1	Atom-2	Interatomic distance (Å)	Clash overlap (Å)
1:J:221:LEU:HD11	1:J:223:ALA:HB2	1.90	0.53
1:L:24:ALA:HA	1:L:27:VAL:HG12	1.89	0.53
1:N:385:THR:CG2	1:N:388:GLU:HB3	2.38	0.53
1:K:17:LEU:O	1:K:20:VAL:HG13	2.08	0.53
1:K:31:LEU:HG	1:K:454:ILE:CD1	2.38	0.53
1:J:96:ALA:O	1:J:100:ILE:HG13	2.09	0.53
1:M:193:MET:CG	1:M:194:GLN:N	2.71	0.53
1:I:198:GLY:CA	1:I:328:ASP:HA	2.38	0.53
2:U:12:VAL:HG12	2:U:40:VAL:HA	1.91	0.53
1:L:263:VAL:O	1:L:267:MET:HG2	2.08	0.53
2:R:8:ASP:O	2:R:87:SER:HA	2.09	0.53
2:Q:40:VAL:HB	2:Q:62:GLY:H	1.73	0.53
1:J:30:THR:HB	1:J:51:LYS:O	2.07	0.53
1:I:84:ALA:O	1:I:498:LYS:HE2	2.09	0.53
1:I:235:PRO:HG2	1:I:236:VAL:H	1.72	0.53
1:H:314:LEU:N	1:H:314:LEU:HD12	2.11	0.53
1:A:200:LEU:CD1	1:A:276:VAL:HA	2.39	0.53
1:L:158:VAL:O	1:L:160:LYS:N	2.42	0.53
1:D:289:LEU:O	1:D:292:ILE:HB	2.09	0.53
2:O:14:ARG:CG	2:O:15:LYS:H	2.20	0.53
1:J:66:PHE:N	1:J:69:MET:HG3	2.21	0.53
1:M:494:LEU:H	1:M:494:LEU:HD23	1.72	0.53
1:E:177:VAL:HG22	1:E:393:LYS:HG3	1.90	0.53
1:E:177:VAL:HG11	1:E:397:GLU:CG	2.39	0.53
1:H:263:VAL:O	1:H:267:MET:HG2	2.08	0.53
1:L:37:ASN:N	1:L:37:ASN:ND2	2.56	0.53
1:N:428:ASP:O	1:N:429:LEU:C	2.46	0.53
1:N:420:ILE:CD1	1:N:448:GLU:HA	2.38	0.53
1:N:406:ALA:O	1:N:410:GLY:N	2.36	0.53
1:K:465:VAL:O	1:K:469:VAL:HG23	2.08	0.53
1:C:96:ALA:O	1:C:97:GLN:C	2.46	0.53
1:K:84:ALA:O	1:K:498:LYS:HE2	2.08	0.53
1:J:191:GLU:N	1:J:373:ALA:HA	2.24	0.53
2:U:20:LYS:HD2	2:U:20:LYS:N	2.23	0.53
1:C:230:ILE:O	1:C:232:GLU:N	2.42	0.53
1:D:14:VAL:O	1:D:18:ARG:HG3	2.09	0.53
1:D:235:PRO:HG2	1:D:236:VAL:H	1.73	0.53
1:L:222:LEU:CD1	1:L:293:ALA:HA	2.38	0.53
1:L:145:ALA:HA	1:L:159:GLY:O	2.09	0.53
1:L:90:THR:O	1:L:93:THR:HB	2.09	0.53
1:I:131:LEU:CD1	1:I:422:VAL:HG11	2.39	0.53

*Continued on next page...*



*Continued from previous page...*

Atom-1	Atom-2	Interatomic distance (Å)	Clash overlap (Å)
1:I:426:LEU:H	1:I:426:LEU:CD2	2.14	0.53
1:I:494:LEU:HD23	1:I:494:LEU:H	1.71	0.53
1:B:278:ALA:CB	1:B:279:PRO:CD	2.85	0.53
1:N:95:LEU:O	1:N:98:ALA:HB3	2.09	0.53
1:B:381:VAL:CG1	1:B:392:LYS:CG	2.86	0.53
1:M:494:LEU:O	1:M:495:ASP:OD1	2.27	0.53
1:L:264:VAL:HA	1:L:267:MET:CG	2.39	0.53
1:M:264:VAL:HA	1:M:267:MET:CG	2.39	0.53
1:A:381:VAL:CG1	1:A:392:LYS:HG2	2.38	0.53
1:G:95:LEU:O	1:G:98:ALA:HB3	2.08	0.53
1:E:433:ASN:HD21	1:E:435:ASP:HB2	1.74	0.53
1:E:183:LEU:O	1:E:382:GLY:HA3	2.08	0.53
1:M:240:VAL:HA	1:M:243:ALA:HB3	1.90	0.53
1:I:240:VAL:HA	1:I:243:ALA:HB3	1.90	0.53
1:I:285:ARG:O	1:I:288:MET:HB2	2.09	0.53
1:D:215:LEU:O	1:D:322:ARG:HG3	2.09	0.53
1:K:232:GLU:HA	1:K:310:GLU:HG3	1.90	0.53
1:E:10:ASN:O	1:E:14:VAL:HG23	2.08	0.53
1:B:232:GLU:O	1:B:233:MET:CB	2.57	0.53
1:N:222:LEU:HD11	1:N:293:ALA:HA	1.90	0.53
1:K:222:LEU:HD11	1:K:293:ALA:HA	1.90	0.53
1:H:221:LEU:HD11	1:H:223:ALA:HB2	1.90	0.53
1:L:221:LEU:HD11	1:L:223:ALA:HB2	1.90	0.53
1:C:200:LEU:HD12	1:C:200:LEU:N	2.24	0.53
1:I:422:VAL:O	1:I:426:LEU:HD23	2.08	0.53
1:B:285:ARG:HG3	1:B:286:LYS:N	2.23	0.53
1:H:145:ALA:O	1:H:149:THR:HG23	2.08	0.53
1:E:432:GLN:NE2	1:E:436:GLN:HE22	2.05	0.53
1:L:31:LEU:HG	1:L:454:ILE:CD1	2.39	0.53
1:N:198:GLY:CA	1:N:328:ASP:HA	2.38	0.53
1:H:395:ARG:O	1:H:398:ASP:HB2	2.09	0.53
1:J:264:VAL:HA	1:J:267:MET:CG	2.39	0.53
1:F:107:VAL:HG13	1:F:113:PRO:HG3	1.90	0.53
1:N:157:THR:O	1:N:161:LEU:HD13	2.08	0.53
1:K:404:ARG:O	1:K:408:GLU:HG3	2.09	0.53
1:D:381:VAL:CG1	1:D:392:LYS:HG2	2.39	0.53
1:D:127:ALA:O	1:D:130:GLU:HB2	2.08	0.53
2:Q:43:VAL:CG1	2:Q:57:LEU:HD12	2.39	0.53
1:M:398:ASP:O	1:M:401:HIS:HB2	2.08	0.53
1:L:285:ARG:O	1:L:288:MET:HB2	2.09	0.53
1:L:193:MET:HG2	1:L:194:GLN:H	1.74	0.53

*Continued on next page...*



*Continued from previous page...*

Atom-1	Atom-2	Interatomic distance (Å)	Clash overlap (Å)
1:E:368:ARG:CD	1:E:372:LEU:HD11	2.39	0.53
1:C:281:PHE:H	1:C:284:ARG:NE	2.07	0.53
1:N:266:THR:HG22	1:N:273:VAL:H	1.72	0.53
1:M:426:LEU:H	1:M:426:LEU:CD2	2.10	0.53
2:P:55:LYS:HE3	2:P:55:LYS:H	1.72	0.53
1:A:403:THR:O	1:A:407:VAL:HG23	2.09	0.53
1:E:299:THR:HB	1:E:316:ASP:HB3	1.90	0.53
2:P:68:ASN:HD22	2:Q:74:LYS:HE3	1.73	0.53
1:G:381:VAL:CG1	1:G:392:LYS:CG	2.87	0.53
1:C:475:ASN:N	1:C:475:ASN:ND2	2.56	0.53
1:C:7:LYS:HD2	1:C:66:PHE:CE2	2.44	0.53
1:J:465:VAL:O	1:J:469:VAL:HG23	2.08	0.53
1:L:345:ARG:HH22	1:L:368:ARG:NH2	2.08	0.53
1:J:193:MET:HG2	1:J:194:GLN:H	1.74	0.53
1:H:285:ARG:O	1:H:288:MET:HB2	2.09	0.53
1:B:222:LEU:HD22	1:B:293:ALA:HB2	1.91	0.53
1:F:220:ILE:HD12	1:F:220:ILE:N	2.24	0.53
1:F:253:ASP:CG	1:F:254:VAL:N	2.63	0.53
1:G:219:PHE:O	1:G:247:LEU:HD22	2.09	0.53
1:G:346:VAL:HA	1:G:349:ILE:HD12	1.90	0.53
1:C:366:GLN:HA	1:C:369:VAL:CG2	2.39	0.53
1:H:219:PHE:CB	1:H:317:LEU:HD23	2.39	0.53
1:M:221:LEU:HD11	1:M:223:ALA:HB2	1.90	0.53
1:C:208:PRO:C	1:C:212:ALA:HB3	2.29	0.53
1:N:285:ARG:O	1:N:288:MET:HB2	2.09	0.53
1:B:127:ALA:O	1:B:130:GLU:HB2	2.08	0.53
1:N:450:PRO:O	1:N:454:ILE:HG12	2.09	0.53
1:F:510:VAL:O	1:F:511:ALA:C	2.48	0.53
1:F:417:VAL:HA	1:F:420:ILE:HG22	1.90	0.53
1:M:383:ALA:CB	1:M:389:MET:HA	2.39	0.53
1:I:193:MET:CG	1:I:194:GLN:N	2.71	0.53
1:E:54:VAL:HB	1:E:89:THR:HG21	1.90	0.53
1:J:198:GLY:CA	1:J:328:ASP:HA	2.38	0.53
1:F:177:VAL:CG1	1:F:397:GLU:HG2	2.39	0.53
2:P:14:ARG:CG	2:P:15:LYS:N	2.72	0.53
1:C:403:THR:O	1:C:407:VAL:HG23	2.09	0.53
1:G:96:ALA:O	1:G:97:GLN:C	2.47	0.53
1:D:56:VAL:O	1:D:57:ALA:C	2.48	0.53
1:K:455:VAL:HG11	1:K:462:PRO:HA	1.91	0.53
1:I:77:VAL:HG22	1:I:506:TYR:HB3	1.91	0.53
1:L:190:VAL:HG22	1:L:191:GLU:N	2.23	0.52

*Continued on next page...*



*Continued from previous page...*

Atom-1	Atom-2	Interatomic distance (Å)	Clash overlap (Å)
1:I:287:ALA:HB1	1:I:368:ARG:CZ	2.40	0.52
1:M:345:ARG:HH22	1:M:368:ARG:NH2	2.07	0.52
1:G:222:LEU:HD21	1:G:292:ILE:HB	1.90	0.52
1:I:233:MET:HE2	1:I:309:LEU:HD13	1.91	0.52
1:B:311:LYS:O	1:B:312:ALA:HB2	2.09	0.52
1:D:19:GLY:HA3	1:D:67:GLU:O	2.09	0.52
1:C:348:GLN:HE22	1:C:352:GLN:NE2	2.07	0.52
1:N:219:PHE:CB	1:N:317:LEU:HD23	2.39	0.52
1:K:219:PHE:CE1	1:K:245:LYS:HD2	2.44	0.52
1:A:199:TYR:CE2	1:A:205:ILE:HG12	2.41	0.52
1:L:219:PHE:CE1	1:L:245:LYS:HD2	2.44	0.52
1:D:366:GLN:O	1:D:369:VAL:HB	2.09	0.52
1:C:202:PRO:HG2	1:C:203:TYR:CD1	2.44	0.52
1:N:287:ALA:HB1	1:N:368:ARG:CZ	2.39	0.52
1:C:486:GLY:HA3	1:C:491:MET:CE	2.39	0.52
1:G:418:ALA:O	1:G:422:VAL:HG13	2.09	0.52
1:F:418:ALA:O	1:F:422:VAL:HG13	2.09	0.52
1:H:161:LEU:CD1	1:H:161:LEU:H	2.23	0.52
1:B:122:LYS:HE2	1:B:429:LEU:HD11	1.90	0.52
2:O:4:ARG:HD2	2:O:5:PRO:HD2	1.90	0.52
1:I:149:THR:HG22	1:I:156:GLU:HA	1.90	0.52
1:G:381:VAL:HG21	1:G:393:LYS:HA	1.90	0.52
1:H:421:ARG:HD2	1:H:474:GLY:O	2.08	0.52
2:T:43:VAL:HG13	2:T:57:LEU:HD12	1.90	0.52
1:B:524:LEU:O	1:B:526:LYS:N	2.42	0.52
1:I:406:ALA:O	1:I:410:GLY:HA2	2.09	0.52
1:L:420:ILE:CD1	1:L:448:GLU:HA	2.40	0.52
1:B:65:LYS:O	1:B:69:MET:HG3	2.09	0.52
1:C:451:LEU:HD23	1:C:451:LEU:C	2.30	0.52
1:D:472:GLY:HA3	1:D:476:TYR:CD2	2.44	0.52
1:N:240:VAL:HA	1:N:243:ALA:HB3	1.90	0.52
1:E:509:SER:CB	1:F:385:THR:HG23	2.40	0.52
1:K:285:ARG:O	1:K:288:MET:HB2	2.09	0.52
1:N:256:GLY:CA	1:N:259:LEU:HB3	2.39	0.52
1:L:232:GLU:HA	1:L:310:GLU:HG3	1.90	0.52
1:J:232:GLU:HA	1:J:310:GLU:HG3	1.90	0.52
1:J:219:PHE:CE1	1:J:245:LYS:HD2	2.44	0.52
1:F:361:ASP:C	1:F:363:GLU:H	2.13	0.52
1:H:104:LEU:O	1:H:107:VAL:HG22	2.09	0.52
1:E:417:VAL:HG13	1:E:418:ALA:N	2.23	0.52
2:T:14:ARG:HG2	2:T:15:LYS:H	1.74	0.52

*Continued on next page...*



*Continued from previous page...*

Atom-1	Atom-2	Interatomic distance (Å)	Clash overlap (Å)
1:E:510:VAL:HG23	1:E:511:ALA:H	1.72	0.52
1:F:124:VAL:HG22	1:F:504:LEU:HD11	1.91	0.52
1:N:404:ARG:O	1:N:408:GLU:HG3	2.10	0.52
2:R:77:LYS:C	2:R:78:ILE:HD12	2.30	0.52
1:F:54:VAL:HB	1:F:89:THR:HG21	1.91	0.52
1:L:455:VAL:HG11	1:L:462:PRO:HA	1.91	0.52
1:I:400:LEU:C	1:I:400:LEU:HD23	2.29	0.52
1:J:285:ARG:O	1:J:288:MET:HB2	2.09	0.52
1:G:237:LEU:C	1:G:237:LEU:HD23	2.29	0.52
1:D:249:ILE:HG22	1:D:250:ILE:N	2.24	0.52
1:D:266:THR:HG22	1:D:273:VAL:N	2.24	0.52
1:D:322:ARG:O	1:D:333:ILE:HG13	2.08	0.52
1:G:202:PRO:HG2	1:G:203:TYR:CD1	2.44	0.52
1:M:256:GLY:CA	1:M:259:LEU:HB3	2.39	0.52
1:E:14:VAL:O	1:E:18:ARG:HG3	2.09	0.52
1:C:257:GLU:O	1:C:261:THR:HG22	2.09	0.52
2:Q:27:LEU:HD23	2:Q:27:LEU:O	2.09	0.52
1:L:64:ASP:OD1	1:L:65:LYS:O	2.27	0.52
1:A:360:TYR:H	1:A:363:GLU:HG3	1.74	0.52
1:D:346:VAL:O	1:D:349:ILE:HB	2.08	0.52
1:E:207:LYS:HB3	1:E:208:PRO:CD	2.30	0.52
2:S:78:ILE:N	2:S:78:ILE:HD12	2.24	0.52
1:J:385:THR:HG23	1:J:388:GLU:HB3	1.92	0.52
1:F:77:VAL:CG1	1:F:510:VAL:HG21	2.39	0.52
1:N:193:MET:HG2	1:N:194:GLN:H	1.74	0.52
1:N:320:ALA:HA	1:N:334:ASP:O	2.10	0.52
1:K:320:ALA:HA	1:K:334:ASP:O	2.10	0.52
1:M:104:LEU:O	1:M:107:VAL:HG22	2.09	0.52
1:L:450:PRO:O	1:L:454:ILE:HG12	2.09	0.52
1:M:161:LEU:N	1:M:161:LEU:HD12	2.24	0.52
1:K:264:VAL:HA	1:K:267:MET:CG	2.39	0.52
2:T:20:LYS:HG3	2:T:28:THR:O	2.10	0.52
1:G:41:ASP:O	1:G:42:LYS:CG	2.57	0.52
1:K:455:VAL:HG13	1:K:460:GLU:HB2	1.90	0.52
1:J:180:GLY:HA2	1:J:380:LYS:HB3	1.89	0.52
1:H:240:VAL:HA	1:H:243:ALA:HB3	1.90	0.52
1:H:152:ALA:O	1:H:153:ASN:HB3	2.08	0.52
1:L:117:LYS:HG2	1:L:121:ASP:OD2	2.09	0.52
1:G:482:THR:OG1	1:G:484:GLU:HG2	2.09	0.52
1:G:235:PRO:HG2	1:G:236:VAL:HG23	1.92	0.52
1:C:218:PRO:HD2	1:C:320:ALA:O	2.09	0.52

*Continued on next page...*



*Continued from previous page...*

Atom-1	Atom-2	Interatomic distance (Å)	Clash overlap (Å)
1:I:232:GLU:N	1:I:232:GLU:OE1	2.33	0.52
1:B:313:THR:HG22	1:B:314:LEU:N	2.25	0.52
1:L:219:PHE:CB	1:L:317:LEU:HD23	2.39	0.52
1:J:219:PHE:CB	1:J:317:LEU:HD23	2.39	0.52
1:D:357:THR:O	1:D:359:ASP:N	2.42	0.52
1:C:329:THR:CG2	1:C:330:THR:N	2.71	0.52
1:H:25:ASP:HA	1:H:28:LYS:HE2	1.91	0.52
1:G:127:ALA:O	1:G:130:GLU:HB2	2.10	0.52
1:K:145:ALA:O	1:K:149:THR:HG23	2.10	0.52
1:B:134:LEU:H	1:B:134:LEU:HD12	1.75	0.52
1:F:417:VAL:HG13	1:F:418:ALA:N	2.24	0.52
1:A:417:VAL:CA	1:A:420:ILE:HG22	2.39	0.52
1:H:411:VAL:HA	1:H:497:THR:H	1.74	0.52
1:K:23:LEU:O	1:K:27:VAL:HG12	2.09	0.52
1:J:320:ALA:HA	1:J:334:ASP:O	2.10	0.52
1:D:434:GLU:O	1:D:435:ASP:C	2.45	0.52
1:F:433:ASN:OD1	1:F:436:GLN:HB2	2.08	0.52
2:R:83:VAL:C	2:R:84:LEU:HD12	2.30	0.52
1:N:420:ILE:HD13	1:N:448:GLU:HA	1.92	0.52
1:E:509:SER:OG	1:F:385:THR:HG23	2.10	0.52
1:N:487:ASN:HB3	1:N:490:ASP:HB2	1.90	0.52
1:N:72:GLN:HA	1:N:72:GLN:NE2	2.24	0.52
1:L:15:LYS:HD2	1:L:67:GLU:HG3	1.90	0.52
1:J:169:VAL:HG22	1:J:370:ALA:CB	2.36	0.52
1:K:345:ARG:HH22	1:K:368:ARG:NH2	2.07	0.52
1:G:261:THR:O	1:G:265:ASN:ND2	2.43	0.52
1:I:301:ILE:N	1:I:301:ILE:CD1	2.73	0.52
1:C:352:GLN:C	1:C:365:LEU:HD11	2.30	0.52
2:Q:20:LYS:HG2	2:Q:27:LEU:HD23	1.91	0.52
1:K:219:PHE:CB	1:K:317:LEU:HD23	2.39	0.52
1:A:289:LEU:HD23	1:A:292:ILE:HD12	1.92	0.52
1:I:219:PHE:CB	1:I:317:LEU:HD23	2.39	0.52
2:O:17:VAL:HG11	2:O:33:ALA:O	2.08	0.52
2:O:17:VAL:HG13	2:O:34:LYS:CA	2.39	0.52
1:B:304:GLU:HB2	1:B:305:ILE:HD12	1.91	0.52
1:N:350:ARG:HE	1:N:369:VAL:HG11	1.75	0.52
1:I:381:VAL:HB	1:I:389:MET:HE3	1.91	0.52
1:B:420:ILE:HD11	1:B:470:LYS:CG	2.39	0.52
1:E:305:ILE:N	1:E:305:ILE:CD1	2.69	0.52
1:G:510:VAL:CG2	1:G:511:ALA:H	2.23	0.52
1:D:124:VAL:HG13	1:D:504:LEU:HD12	1.92	0.52

*Continued on next page...*



*Continued from previous page...*

Atom-1	Atom-2	Interatomic distance (Å)	Clash overlap (Å)
1:A:124:VAL:HG13	1:A:504:LEU:CD1	2.39	0.52
1:H:504:LEU:C	1:H:504:LEU:HD13	2.29	0.52
1:F:477:GLY:HA3	1:F:488:MET:SD	2.48	0.52
1:G:468:THR:OG1	1:G:485:TYR:CE2	2.61	0.52
2:O:47:ARG:O	2:O:54:VAL:HG13	2.09	0.52
1:G:218:PRO:HA	1:G:246:PRO:HG2	1.91	0.52
1:G:346:VAL:HG12	1:G:350:ARG:HH22	1.73	0.52
1:E:7:LYS:HD2	1:E:66:PHE:CE2	2.45	0.52
1:L:222:LEU:HD11	1:L:293:ALA:HA	1.90	0.52
1:M:222:LEU:HD11	1:M:293:ALA:HA	1.90	0.52
1:H:107:VAL:CG2	1:H:108:ALA:N	2.72	0.52
1:H:147:VAL:HA	1:H:150:ILE:HD12	1.91	0.52
1:L:320:ALA:HA	1:L:334:ASP:O	2.10	0.52
1:H:320:ALA:HA	1:H:334:ASP:O	2.10	0.52
1:M:320:ALA:HA	1:M:334:ASP:O	2.10	0.52
1:I:218:PRO:HB3	1:I:246:PRO:HB2	1.92	0.52
1:K:129:GLU:O	1:K:132:LYS:N	2.41	0.52
1:H:77:VAL:HG22	1:H:506:TYR:HB3	1.91	0.52
1:I:277:LYS:HZ2	1:I:277:LYS:HB2	1.74	0.52
2:O:50:GLU:O	2:O:52:GLY:N	2.43	0.52
1:C:54:VAL:HB	1:C:89:THR:HG21	1.91	0.52
1:E:124:VAL:HG13	1:E:504:LEU:HD12	1.91	0.52
1:F:512:GLY:O	1:F:515:ILE:HG12	2.10	0.52
1:C:468:THR:OG1	1:C:485:TYR:CE2	2.62	0.52
1:C:164:GLU:O	1:C:167:ASP:HB3	2.09	0.52
1:L:343:GLN:O	1:L:346:VAL:HB	2.10	0.52
1:M:343:GLN:O	1:M:346:VAL:HB	2.10	0.52
1:K:287:ALA:HB1	1:K:368:ARG:CZ	2.39	0.52
1:H:256:GLY:CA	1:H:259:LEU:HB3	2.39	0.52
1:A:313:THR:CG2	1:A:315:GLU:HG3	2.40	0.52
1:L:256:GLY:CA	1:L:259:LEU:HB3	2.39	0.52
1:B:194:GLN:HG3	1:B:330:THR:O	2.10	0.52
1:M:219:PHE:CE1	1:M:245:LYS:HD2	2.44	0.52
1:I:221:LEU:HD11	1:I:223:ALA:HB2	1.90	0.52
1:C:455:VAL:O	1:C:458:CYS:HB2	2.09	0.52
1:D:111:MET:CE	1:K:434:GLU:OE2	2.57	0.52
1:J:385:THR:CG2	1:J:388:GLU:HB3	2.40	0.52
1:F:420:ILE:HD11	1:F:470:LYS:CG	2.40	0.52
1:C:381:VAL:CG1	1:C:392:LYS:CG	2.88	0.52
1:N:264:VAL:HA	1:N:267:MET:CG	2.39	0.52
2:T:20:LYS:HB3	2:T:27:LEU:HG	1.91	0.52

*Continued on next page...*



*Continued from previous page...*

Atom-1	Atom-2	Interatomic distance (Å)	Clash overlap (Å)
1:A:78:ALA:O	1:A:89:THR:HG22	2.10	0.52
1:H:129:GLU:O	1:H:132:LYS:N	2.42	0.52
1:N:40:LEU:N	1:N:40:LEU:HD22	2.25	0.52
1:G:7:LYS:HD2	1:G:66:PHE:CE2	2.45	0.52
1:L:287:ALA:HB1	1:L:368:ARG:CZ	2.39	0.52
1:J:175:ILE:CD1	1:J:175:ILE:N	2.73	0.52
1:M:285:ARG:O	1:M:288:MET:HB2	2.09	0.52
1:M:301:ILE:CD1	1:M:301:ILE:N	2.73	0.52
1:C:290:GLN:O	1:C:294:THR:N	2.40	0.52
1:K:314:LEU:N	1:K:314:LEU:HD12	2.11	0.52
1:A:199:TYR:CE1	1:A:327:LYS:HG3	2.43	0.52
1:M:219:PHE:CB	1:M:317:LEU:HD23	2.39	0.52
1:I:219:PHE:CE1	1:I:245:LYS:HD2	2.44	0.52
1:K:7:LYS:HG3	1:K:66:PHE:CE2	2.45	0.52
1:A:496:PRO:HG2	1:A:499:VAL:HG13	1.91	0.52
1:I:386:GLU:O	1:I:389:MET:HB3	2.10	0.52
1:H:149:THR:HG22	1:H:156:GLU:HA	1.90	0.52
1:F:411:VAL:HA	1:F:497:THR:H	1.73	0.52
1:F:368:ARG:CD	1:F:372:LEU:HD11	2.39	0.52
1:F:436:GLN:O	1:F:440:ILE:HG13	2.10	0.52
1:I:264:VAL:HA	1:I:267:MET:CG	2.39	0.52
1:K:487:ASN:O	1:K:491:MET:HG3	2.09	0.52
1:K:494:LEU:HD23	1:K:494:LEU:H	1.73	0.52
1:F:402:ALA:O	1:F:405:ALA:HB3	2.09	0.52
1:E:59:GLU:OE1	1:E:59:GLU:HA	2.10	0.52
1:D:400:LEU:HD13	1:D:400:LEU:O	2.09	0.52
1:M:155:ASP:CG	1:M:158:VAL:HG23	2.30	0.52
1:H:386:GLU:HG2	1:H:390:LYS:HE2	1.90	0.52
1:F:479:ASN:HB3	1:F:482:THR:OG1	2.09	0.52
1:D:443:ALA:O	1:D:447:MET:HG3	2.10	0.52
1:A:23:LEU:HD13	1:A:23:LEU:C	2.31	0.52
1:I:345:ARG:HH22	1:I:368:ARG:NH2	2.07	0.52
1:I:360:TYR:O	1:I:364:LYS:HB2	2.10	0.52
1:N:343:GLN:O	1:N:346:VAL:HB	2.10	0.52
1:K:370:ALA:C	1:K:374:GLY:O	2.35	0.52
1:C:233:MET:CA	1:C:310:GLU:HG3	2.21	0.52
1:A:262:LEU:HD11	1:A:273:VAL:HB	1.92	0.52
1:B:200:LEU:HD12	1:B:200:LEU:N	2.24	0.52
1:E:253:ASP:CG	1:E:254:VAL:N	2.62	0.52
1:E:281:PHE:O	1:E:285:ARG:HG2	2.10	0.52
1:E:296:THR:HG22	1:E:335:GLY:CA	2.24	0.52

*Continued on next page...*



*Continued from previous page...*

Atom-1	Atom-2	Interatomic distance (Å)	Clash overlap (Å)
1:C:229:ASN:C	1:C:231:ARG:H	2.13	0.52
1:C:265:ASN:HB3	1:C:271:VAL:HG22	1.92	0.52
1:C:292:ILE:O	1:C:295:LEU:HB3	2.10	0.52
1:L:157:THR:O	1:L:161:LEU:CD1	2.58	0.52
1:H:385:THR:CG2	1:H:388:GLU:HB3	2.39	0.52
1:N:169:VAL:CG2	1:N:370:ALA:HB1	2.40	0.52
1:H:103:GLY:O	1:H:107:VAL:HG13	2.09	0.52
2:O:78:ILE:HD12	2:O:78:ILE:N	2.24	0.52
1:I:320:ALA:HA	1:I:334:ASP:O	2.10	0.52
1:E:16:MET:O	1:E:20:VAL:HG23	2.10	0.52
1:E:77:VAL:HG12	1:E:510:VAL:HG21	1.92	0.52
1:G:475:ASN:ND2	1:G:475:ASN:N	2.56	0.52
1:B:475:ASN:ND2	1:B:475:ASN:N	2.57	0.52
1:L:395:ARG:O	1:L:398:ASP:HB2	2.10	0.52
1:L:478:TYR:HB2	1:L:485:TYR:CD2	2.45	0.52
1:J:169:VAL:O	1:J:169:VAL:HG22	2.10	0.52
1:J:343:GLN:O	1:J:346:VAL:HB	2.10	0.52
1:J:287:ALA:HB1	1:J:368:ARG:CZ	2.39	0.52
1:H:287:ALA:HB1	1:H:368:ARG:CZ	2.39	0.52
1:H:350:ARG:HE	1:H:369:VAL:HG11	1.75	0.52
1:K:350:ARG:HE	1:K:369:VAL:HG11	1.75	0.52
1:D:199:TYR:CE2	1:D:205:ILE:HG12	2.44	0.52
2:O:47:ARG:HD2	2:O:55:LYS:HD2	1.90	0.52
1:A:308:GLU:HB2	1:A:311:LYS:CB	2.39	0.52
1:M:230:ILE:CG1	1:M:258:ALA:HA	2.23	0.52
1:I:174:VAL:HG21	1:I:371:LYS:CE	2.40	0.52
1:L:301:ILE:CD1	1:L:301:ILE:N	2.73	0.52
1:E:256:GLY:O	1:E:260:ALA:N	2.38	0.52
1:M:419:LEU:HD21	1:M:500:THR:HG23	1.92	0.52
1:D:253:ASP:CG	1:D:254:VAL:H	2.13	0.52
1:D:289:LEU:HA	1:D:292:ILE:HD12	1.91	0.52
1:N:345:ARG:HH22	1:N:368:ARG:NH2	2.07	0.52
1:N:360:TYR:O	1:N:364:LYS:HB2	2.10	0.52
1:C:432:GLN:NE2	1:C:436:GLN:HE22	2.08	0.52
1:B:131:LEU:HD23	1:B:422:VAL:HG11	1.90	0.52
1:B:278:ALA:HB1	1:B:279:PRO:HD2	1.89	0.52
1:A:510:VAL:CG2	1:A:511:ALA:H	2.23	0.52
1:B:486:GLY:HA3	1:B:491:MET:CE	2.39	0.52
1:H:218:PRO:HB3	1:H:246:PRO:HB2	1.92	0.52
1:E:87:ASP:OD1	1:E:88:GLY:N	2.42	0.52
1:D:147:VAL:HA	1:D:150:ILE:HG22	1.90	0.52

*Continued on next page...*



*Continued from previous page...*

Atom-1	Atom-2	Interatomic distance (Å)	Clash overlap (Å)
1:F:177:VAL:HG22	1:F:393:LYS:HG3	1.91	0.52
1:A:161:LEU:O	1:A:164:GLU:HB2	2.10	0.52
1:M:55:SER:O	1:M:58:ARG:HB3	2.10	0.52
1:B:174:VAL:HG21	1:B:367:GLU:HA	1.91	0.52
1:I:190:VAL:O	1:I:373:ALA:CA	2.57	0.51
1:J:350:ARG:HE	1:J:369:VAL:HG11	1.75	0.51
1:I:259:LEU:HD23	1:I:259:LEU:C	2.31	0.51
1:F:261:THR:HB	2:T:29:GLY:HA3	1.92	0.51
1:C:272:LYS:NZ	1:C:272:LYS:HB2	2.24	0.51
1:N:301:ILE:CD1	1:N:301:ILE:N	2.73	0.51
1:G:305:ILE:N	1:G:305:ILE:CD1	2.69	0.51
1:L:64:ASP:C	1:L:65:LYS:O	2.43	0.51
1:L:149:THR:HG22	1:L:156:GLU:O	2.10	0.51
1:A:366:GLN:HA	1:A:369:VAL:CG2	2.41	0.51
2:R:14:ARG:CG	2:R:35:SER:HB3	2.39	0.51
1:G:417:VAL:CA	1:G:420:ILE:HG22	2.40	0.51
1:H:403:THR:O	1:H:407:VAL:HG23	2.10	0.51
1:B:284:ARG:O	1:B:287:ALA:HB3	2.10	0.51
1:B:284:ARG:HG2	1:B:288:MET:HE2	1.92	0.51
2:U:14:ARG:CG	2:U:15:LYS:H	2.22	0.51
1:H:109:ALA:HB3	1:H:111:MET:CE	2.39	0.51
1:H:264:VAL:HA	1:H:267:MET:CG	2.39	0.51
1:A:47:PRO:HD3	1:G:72:GLN:HB3	1.92	0.51
1:K:30:THR:HB	1:K:51:LYS:O	2.10	0.51
1:N:152:ALA:O	1:N:153:ASN:HB3	2.09	0.51
1:D:403:THR:O	1:D:407:VAL:HG23	2.10	0.51
1:K:231:ARG:O	1:K:234:LEU:HG	2.11	0.51
1:L:350:ARG:HE	1:L:369:VAL:HG11	1.75	0.51
1:J:169:VAL:CG1	1:J:173:GLY:HA3	2.39	0.51
1:H:345:ARG:HH22	1:H:368:ARG:NH2	2.07	0.51
1:K:190:VAL:HG22	1:K:191:GLU:N	2.25	0.51
1:M:360:TYR:O	1:M:364:LYS:HB2	2.10	0.51
1:M:350:ARG:HE	1:M:369:VAL:HG11	1.75	0.51
1:F:320:ALA:HA	1:F:335:GLY:HA2	1.91	0.51
1:K:256:GLY:CA	1:K:259:LEU:HB3	2.39	0.51
1:G:253:ASP:CG	1:G:254:VAL:N	2.63	0.51
1:J:230:ILE:HD11	1:J:257:GLU:O	2.11	0.51
1:I:231:ARG:O	1:I:234:LEU:HG	2.11	0.51
1:B:308:GLU:HB2	1:B:311:LYS:HB2	1.92	0.51
1:J:231:ARG:O	1:J:234:LEU:HG	2.11	0.51
1:E:338:GLU:O	1:E:342:ILE:HG13	2.10	0.51

*Continued on next page...*



*Continued from previous page...*

Atom-1	Atom-2	Interatomic distance (Å)	Clash overlap (Å)
1:E:265:ASN:OD1	2:S:27:LEU:HB3	2.10	0.51
1:H:219:PHE:CE1	1:H:245:LYS:HD2	2.44	0.51
1:H:266:THR:HG21	1:H:273:VAL:O	2.10	0.51
1:A:326:ASN:OD1	1:A:329:THR:N	2.43	0.51
1:N:17:LEU:O	1:N:20:VAL:HG13	2.09	0.51
1:J:65:LYS:O	1:J:66:PHE:CB	2.44	0.51
1:D:510:VAL:O	1:D:511:ALA:C	2.47	0.51
1:M:101:THR:HG22	1:M:105:LYS:HE3	1.90	0.51
1:A:131:LEU:HD23	1:A:422:VAL:HG11	1.91	0.51
1:J:218:PRO:HB3	1:J:246:PRO:HB2	1.92	0.51
1:M:496:PRO:O	1:M:497:THR:C	2.48	0.51
1:F:5:ASP:HB2	1:F:524:LEU:CD2	2.39	0.51
1:J:161:LEU:H	1:J:161:LEU:CD1	2.24	0.51
1:G:180:GLY:HA3	1:G:380:LYS:HB3	1.92	0.51
1:B:309:LEU:HD12	1:B:309:LEU:H	1.75	0.51
1:D:72:GLN:HA	1:D:72:GLN:NE2	2.25	0.51
1:D:430:ARG:HG2	1:D:430:ARG:HH11	1.76	0.51
1:I:37:ASN:ND2	1:I:37:ASN:H	2.08	0.51
1:E:95:LEU:O	1:E:99:ILE:HG13	2.10	0.51
1:J:360:TYR:O	1:J:364:LYS:HB2	2.10	0.51
1:H:351:GLN:O	1:H:354:GLU:N	2.34	0.51
1:H:259:LEU:HD23	1:H:259:LEU:C	2.31	0.51
1:G:206:ASN:HB3	1:G:214:GLU:H	1.73	0.51
2:U:20:LYS:HG3	2:U:28:THR:O	2.10	0.51
1:A:257:GLU:O	1:A:261:THR:HG22	2.10	0.51
1:H:301:ILE:CD1	1:H:301:ILE:N	2.73	0.51
1:M:232:GLU:OE1	1:M:232:GLU:N	2.33	0.51
1:C:252:GLU:O	1:C:277:LYS:HE2	2.11	0.51
1:C:366:GLN:O	1:C:369:VAL:HB	2.10	0.51
1:A:321:LYS:HD2	1:A:333:ILE:HG22	1.92	0.51
1:I:266:THR:HG21	1:I:273:VAL:O	2.10	0.51
1:D:16:MET:O	1:D:20:VAL:HG23	2.10	0.51
1:J:27:VAL:HG11	1:J:93:THR:HG21	1.93	0.51
1:E:234:LEU:HD23	2:S:23:GLY:HA3	1.91	0.51
2:P:5:PRO:CD	2:P:42:ALA:HB1	2.39	0.51
2:Q:9:ARG:NH1	2:Q:86:MET:HA	2.26	0.51
1:K:479:ASN:O	1:K:483:GLU:N	2.41	0.51
1:M:72:GLN:HA	1:M:72:GLN:NE2	2.24	0.51
1:D:176:THR:OG1	1:D:378:VAL:HG22	2.10	0.51
1:H:73:MET:HE3	1:N:49:ILE:HD11	1.92	0.51
1:I:343:GLN:O	1:I:346:VAL:HB	2.10	0.51

*Continued on next page...*



*Continued from previous page...*

Atom-1	Atom-2	Interatomic distance (Å)	Clash overlap (Å)
1:H:190:VAL:O	1:H:373:ALA:O	2.23	0.51
1:G:232:GLU:O	1:G:310:GLU:OE2	2.28	0.51
1:F:262:LEU:HD11	1:F:273:VAL:HB	1.92	0.51
1:J:259:LEU:C	1:J:259:LEU:HD23	2.31	0.51
1:N:230:ILE:HD11	1:N:257:GLU:O	2.11	0.51
1:C:233:MET:C	1:C:235:PRO:CD	2.76	0.51
1:C:235:PRO:HG2	1:C:236:VAL:HG23	1.92	0.51
1:B:195:PHE:CE1	1:B:330:THR:HB	2.45	0.51
1:L:231:ARG:O	1:L:234:LEU:HG	2.11	0.51
1:E:249:ILE:HB	1:E:275:ALA:HB1	1.93	0.51
1:C:270:ILE:HD13	2:Q:27:LEU:HB2	1.92	0.51
1:G:240:VAL:O	1:G:244:GLY:N	2.37	0.51
2:R:48:ILE:HG22	2:R:48:ILE:O	2.08	0.51
1:F:357:THR:CG2	1:F:361:ASP:HB2	2.40	0.51
2:T:78:ILE:N	2:T:78:ILE:HD12	2.25	0.51
1:G:401:HIS:O	1:G:404:ARG:HB2	2.11	0.51
1:E:27:VAL:HG13	1:E:53:GLY:HA2	1.93	0.51
1:F:434:GLU:O	1:F:435:ASP:C	2.49	0.51
1:G:5:ASP:HB2	1:G:524:LEU:CD2	2.40	0.51
1:F:143:ALA:O	1:F:146:GLN:HB2	2.10	0.51
1:L:478:TYR:CE1	1:L:483:GLU:HA	2.46	0.51
1:I:72:GLN:HA	1:I:72:GLN:NE2	2.26	0.51
1:H:231:ARG:O	1:H:234:LEU:HG	2.11	0.51
1:B:249:ILE:HG22	1:B:250:ILE:N	2.26	0.51
1:F:229:ASN:C	1:F:231:ARG:N	2.64	0.51
1:G:256:GLY:O	1:G:257:GLU:C	2.49	0.51
1:J:233:MET:CE	1:J:233:MET:HA	2.40	0.51
1:E:213:VAL:O	1:E:324:VAL:HA	2.10	0.51
2:Q:20:LYS:HB3	2:Q:27:LEU:HG	1.92	0.51
1:A:327:LYS:HD3	1:A:327:LYS:N	2.25	0.51
1:A:290:GLN:O	1:A:294:THR:N	2.43	0.51
1:A:292:ILE:O	1:A:295:LEU:HB3	2.11	0.51
1:B:305:ILE:CG2	1:B:306:GLY:H	2.09	0.51
1:G:134:LEU:N	1:G:134:LEU:HD12	2.26	0.51
1:F:406:ALA:O	1:F:410:GLY:N	2.43	0.51
1:A:134:LEU:O	1:A:136:VAL:HG13	2.09	0.51
1:H:193:MET:HG2	1:H:194:GLN:H	1.74	0.51
1:K:157:THR:O	1:K:161:LEU:HD13	2.10	0.51
1:F:111:MET:CE	1:F:438:VAL:HG21	2.41	0.51
1:B:87:ASP:OD1	1:B:88:GLY:N	2.42	0.51
1:H:277:LYS:HZ2	1:H:277:LYS:HB2	1.74	0.51

*Continued on next page...*



*Continued from previous page...*

Atom-1	Atom-2	Interatomic distance (Å)	Clash overlap (Å)
1:G:434:GLU:OE2	1:G:438:VAL:HG23	2.10	0.51
1:D:160:LYS:O	1:D:164:GLU:HG3	2.10	0.51
1:F:501:ARG:O	1:F:505:GLN:HG3	2.10	0.51
1:M:40:LEU:HD23	1:M:50:THR:HG22	1.93	0.51
1:E:160:LYS:HE3	1:E:164:GLU:OE2	2.10	0.51
1:G:309:LEU:H	1:G:309:LEU:HD12	1.75	0.51
1:C:327:LYS:H	1:C:327:LYS:HD3	1.75	0.51
1:I:350:ARG:HE	1:I:369:VAL:HG11	1.75	0.51
1:H:343:GLN:O	1:H:346:VAL:HB	2.10	0.51
1:H:360:TYR:O	1:H:364:LYS:HB2	2.10	0.51
1:M:287:ALA:HB1	1:M:368:ARG:CZ	2.39	0.51
1:G:279:PRO:CB	1:G:288:MET:HE3	2.38	0.51
1:K:233:MET:HE1	1:K:309:LEU:HD13	1.93	0.51
1:E:296:THR:CG2	1:E:335:GLY:HA3	2.24	0.51
1:A:213:VAL:O	1:A:324:VAL:HA	2.10	0.51
1:A:357:THR:HB	1:A:361:ASP:HB2	1.92	0.51
1:M:422:VAL:HG23	1:M:423:ALA:N	2.26	0.51
1:D:357:THR:CG2	1:D:361:ASP:HB2	2.40	0.51
1:F:357:THR:HB	1:F:361:ASP:CB	2.41	0.51
1:C:211:GLY:O	1:C:325:ILE:O	2.28	0.51
1:M:149:THR:HG22	1:M:156:GLU:O	2.11	0.51
1:B:225:LYS:C	1:B:252:GLU:HB2	2.31	0.51
2:T:14:ARG:HB2	2:T:14:ARG:NH1	2.26	0.51
2:T:18:GLU:CD	2:T:33:ALA:HB3	2.31	0.51
1:E:496:PRO:HG2	1:E:499:VAL:CG1	2.40	0.51
1:C:510:VAL:HG23	1:C:511:ALA:H	1.75	0.51
2:P:7:HIS:HA	2:P:45:ASN:N	2.24	0.51
1:M:478:TYR:HB2	1:M:485:TYR:CD2	2.46	0.51
2:R:78:ILE:N	2:R:78:ILE:HD12	2.25	0.51
1:J:478:TYR:HB2	1:J:485:TYR:CE2	2.46	0.51
1:I:479:ASN:O	1:I:483:GLU:N	2.42	0.51
1:I:40:LEU:N	1:I:40:LEU:HD22	2.25	0.51
1:B:501:ARG:O	1:B:505:GLN:HG3	2.11	0.51
1:J:476:TYR:HA	1:J:486:GLY:O	2.11	0.51
1:K:95:LEU:O	1:K:98:ALA:HB3	2.11	0.51
1:H:191:GLU:CA	1:H:373:ALA:CA	2.78	0.51
1:K:193:MET:HG2	1:K:194:GLN:H	1.74	0.51
1:M:353:ILE:HG12	1:M:365:LEU:CB	2.41	0.51
1:K:353:ILE:HG12	1:K:365:LEU:CB	2.41	0.51
1:F:265:ASN:HB3	1:F:271:VAL:HG22	1.92	0.51
1:G:325:ILE:HA	1:G:329:THR:O	2.10	0.51

*Continued on next page...*



*Continued from previous page...*

Atom-1	Atom-2	Interatomic distance (Å)	Clash overlap (Å)
1:G:325:ILE:HG22	1:G:326:ASN:O	2.11	0.51
1:G:350:ARG:HA	1:G:353:ILE:HD12	1.93	0.51
1:A:311:LYS:O	1:A:312:ALA:HB2	2.11	0.51
1:L:259:LEU:HD23	1:L:259:LEU:C	2.31	0.51
1:N:259:LEU:HD23	1:N:259:LEU:C	2.31	0.51
1:A:256:GLY:HA2	1:A:259:LEU:HD12	1.91	0.51
2:O:20:LYS:HG2	2:O:27:LEU:HD23	1.91	0.51
1:N:231:ARG:O	1:N:234:LEU:HG	2.11	0.51
1:E:200:LEU:CD1	1:E:276:VAL:HA	2.40	0.51
1:N:219:PHE:CE1	1:N:245:LYS:HD2	2.44	0.51
1:J:266:THR:HG21	1:J:273:VAL:O	2.10	0.51
1:I:247:LEU:O	1:I:273:VAL:HB	2.11	0.51
1:F:329:THR:CG2	1:F:330:THR:N	2.74	0.51
2:T:47:ARG:HB3	2:T:55:LYS:HG2	1.92	0.51
1:D:78:ALA:O	1:D:89:THR:HG22	2.11	0.51
1:M:147:VAL:HA	1:M:150:ILE:HD12	1.91	0.51
1:N:494:LEU:CD2	1:N:494:LEU:N	2.73	0.51
1:K:27:VAL:HG11	1:K:93:THR:HG21	1.93	0.51
1:M:93:THR:O	1:M:96:ALA:HB3	2.10	0.51
2:R:7:HIS:C	2:R:9:ARG:H	2.14	0.51
1:C:69:MET:CE	1:D:39:VAL:HG12	2.40	0.51
1:H:180:GLY:HA2	1:H:380:LYS:HB3	1.93	0.51
1:L:288:MET:HA	1:L:288:MET:CE	2.41	0.51
1:L:193:MET:HA	1:L:376:VAL:HG21	1.93	0.51
1:K:230:ILE:HD11	1:K:257:GLU:O	2.11	0.51
1:F:247:LEU:HB3	1:F:273:VAL:CG1	2.40	0.51
1:C:309:LEU:HD12	1:C:309:LEU:H	1.76	0.51
1:A:249:ILE:HG22	1:A:250:ILE:N	2.26	0.51
1:B:199:TYR:HE2	1:B:205:ILE:HG12	1.75	0.51
1:B:194:GLN:NE2	1:B:329:THR:HG21	2.26	0.51
1:A:194:GLN:O	1:A:371:LYS:NZ	2.40	0.51
1:J:247:LEU:O	1:J:273:VAL:HB	2.11	0.51
2:S:14:ARG:HB2	2:S:14:ARG:NH1	2.26	0.51
1:B:252:GLU:HA	1:B:285:ARG:NH1	2.26	0.51
1:F:134:LEU:CD1	1:F:134:LEU:H	2.24	0.51
1:N:218:PRO:HB3	1:N:246:PRO:HB2	1.92	0.51
2:Q:37:ARG:HG2	2:Q:37:ARG:NH1	2.25	0.51
2:T:48:ILE:HG22	2:T:48:ILE:O	2.11	0.51
1:D:381:VAL:CG1	1:D:392:LYS:CG	2.89	0.51
1:L:479:ASN:OD1	1:L:481:ALA:HB3	2.11	0.51
1:F:184:GLN:N	1:F:184:GLN:OE1	2.39	0.51

*Continued on next page...*



*Continued from previous page...*

Atom-1	Atom-2	Interatomic distance (Å)	Clash overlap (Å)
1:D:122:LYS:HE2	1:D:429:LEU:HD11	1.92	0.51
1:N:465:VAL:O	1:N:469:VAL:HG23	2.11	0.51
1:H:373:ALA:C	1:H:375:GLY:CA	2.78	0.51
1:K:191:GLU:HA	1:K:372:LEU:C	2.30	0.51
1:N:191:GLU:CA	1:N:373:ALA:CA	2.77	0.51
1:I:230:ILE:HD11	1:I:257:GLU:O	2.11	0.51
1:A:234:LEU:N	1:A:235:PRO:CD	2.73	0.51
1:E:372:LEU:O	1:E:373:ALA:HB2	2.11	0.51
1:N:266:THR:HG21	1:N:273:VAL:O	2.10	0.51
1:L:152:ALA:HB2	1:L:158:VAL:HG11	1.93	0.51
1:F:33:PRO:HG2	1:F:34:LYS:H	1.76	0.51
1:D:291:ASP:O	1:D:295:LEU:HB2	2.10	0.51
1:A:302:SER:CB	1:A:305:ILE:HB	2.41	0.51
1:K:16:MET:HG3	1:K:520:MET:SD	2.50	0.51
1:K:450:PRO:O	1:K:454:ILE:HG12	2.11	0.51
1:B:346:VAL:HG12	1:B:350:ARG:NH2	2.26	0.51
1:L:218:PRO:HB3	1:L:246:PRO:HB2	1.92	0.51
1:E:412:VAL:HG13	1:E:497:THR:OG1	2.10	0.51
1:L:494:LEU:CD2	1:L:494:LEU:N	2.72	0.51
1:D:486:GLY:HA3	1:D:491:MET:HE2	1.93	0.51
1:M:413:ALA:CB	1:M:417:VAL:HB	2.41	0.51
1:M:178:GLU:O	1:M:380:LYS:HA	2.11	0.51
1:F:80:LYS:HD2	1:F:506:TYR:CZ	2.46	0.51
1:B:147:VAL:O	1:B:150:ILE:HG22	2.11	0.51
1:D:482:THR:OG1	1:D:484:GLU:HG2	2.11	0.51
1:H:10:ASN:O	1:H:11:ASP:C	2.49	0.51
1:D:200:LEU:CD1	1:D:276:VAL:HA	2.41	0.51
1:H:230:ILE:HD11	1:H:257:GLU:O	2.11	0.51
1:G:221:LEU:C	1:G:222:LEU:HD12	2.32	0.51
1:A:239:ALA:HB1	1:A:314:LEU:HD23	1.92	0.51
1:H:236:VAL:HG23	1:H:237:LEU:N	2.26	0.51
1:J:236:VAL:HG23	1:J:237:LEU:N	2.26	0.51
1:E:357:THR:HB	1:E:361:ASP:CB	2.41	0.51
1:L:247:LEU:O	1:L:273:VAL:HB	2.11	0.51
1:J:422:VAL:O	1:J:426:LEU:CD2	2.59	0.51
1:D:366:GLN:HA	1:D:369:VAL:CG2	2.41	0.51
1:C:486:GLY:HA3	1:C:491:MET:HE2	1.92	0.51
2:Q:14:ARG:NH2	2:Q:69:ASP:OD2	2.44	0.51
1:N:149:THR:HG22	1:N:156:GLU:O	2.11	0.51
1:G:177:VAL:HG11	1:G:397:GLU:HG2	1.92	0.51
1:E:142:LYS:HE2	1:E:146:GLN:OE1	2.11	0.51

*Continued on next page...*



*Continued from previous page...*

Atom-1	Atom-2	Interatomic distance (Å)	Clash overlap (Å)
1:C:35:GLY:HA3	1:C:51:LYS:HE2	1.93	0.51
1:J:101:THR:HG22	1:J:105:LYS:HE3	1.92	0.51
1:A:72:GLN:NE2	1:A:72:GLN:HA	2.26	0.51
1:N:464:VAL:O	1:N:467:ASN:HB3	2.12	0.51
1:L:353:ILE:HG12	1:L:365:LEU:CB	2.41	0.50
1:K:343:GLN:O	1:K:346:VAL:HB	2.10	0.50
1:G:283:ASP:O	1:G:287:ALA:HB2	2.11	0.50
1:G:325:ILE:CG1	1:G:330:THR:HG23	2.40	0.50
1:L:256:GLY:O	1:L:257:GLU:C	2.50	0.50
1:H:232:GLU:OE1	1:H:232:GLU:N	2.33	0.50
1:K:236:VAL:HG23	1:K:237:LEU:N	2.26	0.50
1:B:202:PRO:HG2	1:B:203:TYR:CD1	2.47	0.50
1:B:234:LEU:N	1:B:235:PRO:CD	2.73	0.50
1:M:231:ARG:O	1:M:234:LEU:HG	2.11	0.50
1:F:10:ASN:O	1:F:14:VAL:HG23	2.11	0.50
2:R:14:ARG:NH1	2:R:14:ARG:CB	2.73	0.50
1:F:349:ILE:HG21	1:F:369:VAL:CG2	2.40	0.50
1:K:65:LYS:O	1:K:66:PHE:CB	2.46	0.50
1:L:169:VAL:HG22	1:L:169:VAL:O	2.11	0.50
1:K:381:VAL:HB	1:K:389:MET:HE3	1.93	0.50
2:T:14:ARG:CG	2:T:15:LYS:N	2.74	0.50
2:T:78:ILE:HD13	2:T:83:VAL:CG2	2.39	0.50
1:K:218:PRO:HB3	1:K:246:PRO:HB2	1.92	0.50
1:F:305:ILE:CG2	1:F:306:GLY:H	2.19	0.50
1:D:404:ARG:HG3	1:D:404:ARG:NH1	2.26	0.50
1:D:381:VAL:HG21	1:D:393:LYS:HA	1.92	0.50
1:L:138:CYS:SG	1:L:144:ILE:HD13	2.51	0.50
1:D:134:LEU:O	1:D:136:VAL:HG13	2.11	0.50
1:H:30:THR:HB	1:H:51:LYS:O	2.10	0.50
1:B:468:THR:OG1	1:B:485:TYR:CE2	2.64	0.50
1:B:42:LYS:HE2	1:B:48:THR:HB	1.92	0.50
1:I:420:ILE:HG13	1:I:451:LEU:HD22	1.92	0.50
1:J:345:ARG:HH22	1:J:368:ARG:NH2	2.07	0.50
1:H:362:ARG:O	1:H:366:GLN:HB2	2.12	0.50
1:D:200:LEU:HD12	1:D:200:LEU:N	2.25	0.50
1:K:256:GLY:O	1:K:257:GLU:C	2.50	0.50
1:L:230:ILE:HD11	1:L:257:GLU:O	2.11	0.50
1:C:308:GLU:H	1:C:311:LYS:HB3	1.76	0.50
1:B:211:GLY:O	1:B:325:ILE:O	2.30	0.50
1:N:233:MET:HA	1:N:233:MET:CE	2.40	0.50
1:G:242:LYS:HD3	1:G:243:ALA:N	2.26	0.50

*Continued on next page...*



*Continued from previous page...*

Atom-1	Atom-2	Interatomic distance (Å)	Clash overlap (Å)
1:M:247:LEU:O	1:M:273:VAL:HB	2.11	0.50
1:M:266:THR:HG21	1:M:273:VAL:O	2.10	0.50
1:A:352:GLN:O	1:A:355:GLU:HB2	2.11	0.50
1:K:425:LYS:O	1:K:427:ALA:N	2.44	0.50
1:H:434:GLU:O	1:H:438:VAL:HG23	2.11	0.50
1:J:55:SER:HA	1:J:58:ARG:NH1	2.26	0.50
1:L:419:LEU:HD12	1:L:447:MET:HB3	1.93	0.50
1:B:510:VAL:O	1:B:511:ALA:C	2.49	0.50
1:N:32:GLY:CA	1:N:454:ILE:HG23	2.41	0.50
2:P:68:ASN:ND2	2:Q:74:LYS:HE3	2.26	0.50
1:E:309:LEU:HD12	1:E:309:LEU:N	2.25	0.50
1:A:130:GLU:OE1	1:A:130:GLU:HA	2.11	0.50
1:M:218:PRO:HB3	1:M:246:PRO:HB2	1.92	0.50
1:M:23:LEU:O	1:M:27:VAL:HG12	2.10	0.50
1:E:227:ILE:HG22	1:E:227:ILE:O	2.11	0.50
1:L:124:VAL:HG13	1:L:504:LEU:HD13	1.90	0.50
1:M:479:ASN:O	1:M:483:GLU:N	2.42	0.50
1:J:478:TYR:HA	1:J:485:TYR:HA	1.92	0.50
2:T:6:LEU:O	2:T:7:HIS:O	2.29	0.50
1:F:287:ALA:O	1:F:290:GLN:NE2	2.39	0.50
1:C:56:VAL:O	1:C:57:ALA:C	2.49	0.50
1:L:360:TYR:O	1:L:364:LYS:HB2	2.10	0.50
1:M:362:ARG:O	1:M:366:GLN:HB2	2.12	0.50
1:K:288:MET:CE	1:K:288:MET:HA	2.41	0.50
1:K:360:TYR:O	1:K:364:LYS:HB2	2.10	0.50
1:G:248:LEU:HD13	1:G:249:ILE:N	2.25	0.50
1:G:252:GLU:O	1:G:277:LYS:HE2	2.11	0.50
1:J:256:GLY:CA	1:J:259:LEU:HB3	2.39	0.50
1:C:19:GLY:HA3	1:C:67:GLU:O	2.12	0.50
1:I:236:VAL:HG23	1:I:237:LEU:N	2.26	0.50
1:N:236:VAL:HG23	1:N:237:LEU:N	2.26	0.50
1:E:279:PRO:HB2	1:E:285:ARG:HA	1.93	0.50
1:E:320:ALA:HA	1:E:335:GLY:HA2	1.91	0.50
1:E:357:THR:CG2	1:E:361:ASP:HB2	2.41	0.50
1:I:314:LEU:N	1:I:314:LEU:HD12	2.11	0.50
1:K:55:SER:HA	1:K:58:ARG:NH1	2.26	0.50
1:N:362:ARG:O	1:N:366:GLN:HB2	2.12	0.50
1:C:434:GLU:OE2	1:C:438:VAL:HG23	2.11	0.50
1:J:413:ALA:CB	1:J:417:VAL:HB	2.41	0.50
1:M:129:GLU:O	1:M:132:LYS:N	2.44	0.50
1:D:267:MET:O	1:D:269:GLY:N	2.44	0.50

*Continued on next page...*



*Continued from previous page...*

Atom-1	Atom-2	Interatomic distance (Å)	Clash overlap (Å)
1:M:421:ARG:HA	1:M:421:ARG:HE	1.76	0.50
1:N:161:LEU:HD12	1:N:161:LEU:N	2.24	0.50
1:A:434:GLU:OE2	1:A:438:VAL:HG23	2.11	0.50
1:I:362:ARG:O	1:I:366:GLN:HB2	2.12	0.50
1:H:189:VAL:C	1:H:373:ALA:O	2.45	0.50
1:G:353:ILE:O	1:G:355:GLU:N	2.44	0.50
1:M:230:ILE:HD11	1:M:257:GLU:O	2.11	0.50
1:H:232:GLU:HA	1:H:310:GLU:HG2	1.94	0.50
1:E:277:LYS:HD3	1:E:285:ARG:NH2	2.23	0.50
1:M:236:VAL:HG23	1:M:237:LEU:N	2.26	0.50
1:C:355:GLU:C	1:C:357:THR:H	2.15	0.50
1:N:64:ASP:OD1	1:N:65:LYS:O	2.30	0.50
1:A:281:PHE:O	1:A:284:ARG:HB3	2.12	0.50
1:A:346:VAL:O	1:A:349:ILE:HB	2.11	0.50
1:D:277:LYS:HG2	1:D:278:ALA:N	2.27	0.50
1:D:290:GLN:N	1:D:290:GLN:OE1	2.40	0.50
1:I:65:LYS:O	1:I:66:PHE:CB	2.42	0.50
1:L:109:ALA:HB3	1:L:111:MET:CE	2.42	0.50
1:I:179:ASP:OD2	1:I:390:LYS:HG2	2.12	0.50
1:B:130:GLU:O	1:B:134:LEU:HD13	2.11	0.50
1:K:383:ALA:HB3	1:K:389:MET:HA	1.93	0.50
1:B:429:LEU:O	1:B:430:ARG:NH1	2.40	0.50
1:C:450:PRO:O	1:C:454:ILE:HG13	2.11	0.50
1:E:234:LEU:N	1:E:235:PRO:CD	2.72	0.50
1:A:418:ALA:O	1:A:422:VAL:HG13	2.11	0.50
1:J:384:ALA:O	1:K:281:PHE:CE2	2.65	0.50
1:H:109:ALA:HB3	1:H:111:MET:HE3	1.92	0.50
1:N:262:LEU:HA	1:N:265:ASN:HB3	1.93	0.50
1:B:180:GLY:HA2	1:B:380:LYS:HB3	1.92	0.50
1:F:59:GLU:OE1	1:F:59:GLU:HA	2.11	0.50
1:H:74:VAL:O	1:H:75:LYS:C	2.50	0.50
1:E:443:ALA:O	1:E:447:MET:HG3	2.12	0.50
1:H:190:VAL:HG22	1:H:191:GLU:N	2.26	0.50
1:H:288:MET:CE	1:H:288:MET:HA	2.41	0.50
1:K:349:ILE:HA	1:K:352:GLN:NE2	2.27	0.50
1:K:370:ALA:O	1:K:374:GLY:O	2.28	0.50
1:G:233:MET:C	1:G:235:PRO:CD	2.77	0.50
1:D:205:ILE:CD1	1:D:211:GLY:HA2	2.41	0.50
1:K:259:LEU:HD23	1:K:259:LEU:C	2.31	0.50
1:F:230:ILE:C	1:F:232:GLU:N	2.64	0.50
1:F:292:ILE:O	1:F:295:LEU:HB3	2.11	0.50

*Continued on next page...*



*Continued from previous page...*

Atom-1	Atom-2	Interatomic distance (Å)	Clash overlap (Å)
1:C:246:PRO:HA	1:C:272:LYS:O	2.12	0.50
1:C:333:ILE:O	1:C:334:ASP:HB2	2.11	0.50
1:J:232:GLU:HA	1:J:310:GLU:HG2	1.94	0.50
1:H:247:LEU:O	1:H:273:VAL:HB	2.11	0.50
1:A:279:PRO:HD2	1:A:285:ARG:HA	1.94	0.50
1:J:7:LYS:HG3	1:J:66:PHE:CE2	2.47	0.50
1:G:134:LEU:HD11	1:G:425:LYS:NZ	2.27	0.50
1:L:169:VAL:CG1	1:L:173:GLY:HA3	2.37	0.50
1:B:361:ASP:O	1:B:365:LEU:HB2	2.11	0.50
1:F:130:GLU:O	1:F:133:ALA:HB3	2.12	0.50
2:T:14:ARG:CG	2:T:35:SER:HB3	2.42	0.50
1:H:419:LEU:HD21	1:H:500:THR:CG2	2.41	0.50
1:E:411:VAL:HG12	1:E:496:PRO:CA	2.40	0.50
1:E:160:LYS:O	1:E:164:GLU:HG3	2.12	0.50
1:N:135:SER:HA	1:N:412:VAL:HG12	1.94	0.50
1:G:147:VAL:O	1:G:150:ILE:HG22	2.12	0.50
1:K:40:LEU:N	1:K:40:LEU:HD22	2.25	0.50
1:J:349:ILE:HA	1:J:352:GLN:NE2	2.27	0.50
1:M:288:MET:CE	1:M:288:MET:HA	2.41	0.50
1:G:247:LEU:HB3	1:G:273:VAL:CG1	2.42	0.50
2:O:20:LYS:CB	2:O:27:LEU:HG	2.40	0.50
1:M:259:LEU:C	1:M:259:LEU:HD23	2.31	0.50
1:B:199:TYR:O	1:B:199:TYR:HD1	1.95	0.50
1:N:232:GLU:HA	1:N:310:GLU:HG2	1.94	0.50
1:K:247:LEU:O	1:K:273:VAL:HB	2.11	0.50
1:K:266:THR:HG21	1:K:273:VAL:O	2.10	0.50
1:D:279:PRO:HD2	1:D:285:ARG:CA	2.41	0.50
1:F:358:SER:HA	1:F:362:ARG:CD	2.42	0.50
1:G:135:SER:HB2	1:G:497:THR:HG21	1.93	0.50
2:S:17:VAL:HG22	2:S:35:SER:N	2.26	0.50
1:J:385:THR:HG23	1:J:388:GLU:N	2.24	0.50
1:F:510:VAL:HG23	1:F:511:ALA:H	1.75	0.50
1:J:107:VAL:CG2	1:J:108:ALA:N	2.75	0.50
1:E:309:LEU:H	1:E:309:LEU:CD1	2.24	0.50
1:C:237:LEU:C	1:C:237:LEU:HD23	2.31	0.50
1:H:262:LEU:HA	1:H:265:ASN:HB3	1.93	0.50
1:F:339:GLU:H	1:F:339:GLU:CD	2.15	0.50
1:C:401:HIS:O	1:C:404:ARG:HB2	2.10	0.50
1:A:96:ALA:O	1:A:97:GLN:C	2.49	0.50
1:M:420:ILE:HG23	1:M:470:LYS:HD3	1.92	0.50
1:F:145:ALA:O	1:F:159:GLY:HA3	2.11	0.50

*Continued on next page...*



*Continued from previous page...*

Atom-1	Atom-2	Interatomic distance (Å)	Clash overlap (Å)
1:H:169:VAL:CG2	1:H:370:ALA:CB	2.90	0.50
1:L:236:VAL:HG23	1:L:237:LEU:N	2.26	0.50
1:E:200:LEU:O	1:E:202:PRO:HD2	2.12	0.50
1:D:352:GLN:O	1:D:355:GLU:HB2	2.12	0.50
1:D:361:ASP:O	1:D:365:LEU:HB2	2.12	0.50
1:M:16:MET:HG3	1:M:520:MET:SD	2.51	0.50
1:N:385:THR:HG23	1:N:388:GLU:N	2.25	0.50
1:N:353:ILE:HG12	1:N:365:LEU:CB	2.41	0.50
1:B:434:GLU:O	1:B:437:ASN:N	2.45	0.50
1:A:385:THR:OG1	1:A:388:GLU:HB2	2.12	0.50
1:E:233:MET:C	1:E:235:PRO:CD	2.76	0.50
1:M:193:MET:HG2	1:M:194:GLN:H	1.74	0.50
2:S:7:HIS:HB2	2:S:46:GLY:O	2.11	0.50
1:J:145:ALA:O	1:J:149:THR:HG23	2.12	0.50
1:J:149:THR:CG2	1:J:159:GLY:HA3	2.41	0.50
1:L:411:VAL:HA	1:L:497:THR:H	1.76	0.50
1:K:112:ASN:O	1:K:116:LEU:HG	2.12	0.50
1:J:157:THR:O	1:J:161:LEU:HD13	2.12	0.50
2:R:40:VAL:HB	2:R:62:GLY:H	1.77	0.50
1:E:112:ASN:HD21	1:E:114:MET:HB3	1.76	0.50
1:M:47:PRO:HG3	1:N:73:MET:HG3	1.93	0.50
1:F:23:LEU:C	1:F:23:LEU:HD13	2.32	0.50
1:I:15:LYS:HD2	1:I:67:GLU:HG3	1.93	0.50
2:R:58:ASP:N	2:R:88:GLU:OE2	2.40	0.50
1:I:353:ILE:HG12	1:I:365:LEU:CB	2.41	0.50
1:K:353:ILE:HG12	1:K:365:LEU:HB3	1.94	0.50
1:G:218:PRO:CA	1:G:246:PRO:HG2	2.42	0.50
1:A:232:GLU:O	1:A:233:MET:CB	2.60	0.50
1:A:234:LEU:HA	1:A:237:LEU:HB3	1.93	0.50
1:N:225:LYS:HG3	1:N:227:ILE:HD13	1.94	0.50
1:A:270:ILE:HD11	2:O:27:LEU:HD13	1.94	0.50
1:C:345:ARG:O	1:C:349:ILE:HG13	2.11	0.50
1:A:279:PRO:HB3	1:A:288:MET:HE3	1.94	0.50
1:A:362:ARG:HA	1:A:365:LEU:CD1	2.40	0.50
1:F:456:LEU:HD13	1:F:462:PRO:HG2	1.93	0.50
1:C:200:LEU:CD1	1:C:276:VAL:HA	2.42	0.50
1:J:32:GLY:HA3	1:J:454:ILE:HG23	1.94	0.50
1:G:417:VAL:HA	1:G:420:ILE:CG2	2.41	0.50
1:L:383:ALA:CB	1:L:389:MET:HA	2.41	0.50
1:L:389:MET:HE1	1:L:393:LYS:HB2	1.94	0.50
2:U:17:VAL:HG13	2:U:34:LYS:CA	2.41	0.50

*Continued on next page...*



*Continued from previous page...*

Atom-1	Atom-2	Interatomic distance (Å)	Clash overlap (Å)
1:F:302:SER:CB	1:F:305:ILE:HB	2.42	0.50
1:J:124:VAL:O	1:J:128:VAL:HG23	2.11	0.50
1:A:177:VAL:HG22	1:A:393:LYS:HG3	1.93	0.50
1:I:107:VAL:CG2	1:I:108:ALA:N	2.75	0.50
1:G:351:GLN:O	1:G:351:GLN:NE2	2.45	0.50
1:N:140:ASP:O	1:N:144:ILE:HG12	2.11	0.50
1:A:409:GLU:CD	1:A:501:ARG:HH21	2.14	0.50
1:A:6:VAL:HG12	1:A:521:VAL:HG13	1.94	0.50
1:I:140:ASP:O	1:I:144:ILE:HG12	2.11	0.50
1:G:391:GLU:O	1:G:394:ALA:HB3	2.11	0.50
1:I:169:VAL:CG2	1:I:370:ALA:CB	2.89	0.50
1:I:349:ILE:HA	1:I:352:GLN:NE2	2.27	0.50
1:J:353:ILE:HG12	1:J:365:LEU:HB3	1.94	0.50
1:J:353:ILE:HG12	1:J:365:LEU:CB	2.41	0.50
1:H:353:ILE:HG12	1:H:365:LEU:HB3	1.94	0.50
1:C:311:LYS:O	1:C:312:ALA:HB2	2.12	0.50
1:M:225:LYS:HG3	1:M:227:ILE:HD13	1.94	0.50
1:D:302:SER:C	1:D:304:GLU:N	2.66	0.50
1:E:247:LEU:HD13	1:E:248:LEU:O	2.12	0.50
1:E:241:ALA:HA	1:E:271:VAL:HG12	1.93	0.50
1:C:266:THR:HG22	1:C:273:VAL:N	2.27	0.50
1:A:194:GLN:NE2	1:A:329:THR:HG21	2.26	0.50
1:A:322:ARG:HG2	1:A:323:VAL:N	2.19	0.50
1:L:266:THR:HG21	1:L:273:VAL:O	2.10	0.50
1:J:314:LEU:HD12	1:J:314:LEU:N	2.11	0.50
1:L:158:VAL:C	1:L:160:LYS:N	2.64	0.50
1:I:64:ASP:OD1	1:I:65:LYS:O	2.29	0.50
1:M:69:MET:O	1:M:73:MET:HG3	2.12	0.50
1:H:64:ASP:OD1	1:H:65:LYS:O	2.30	0.50
1:N:353:ILE:HG12	1:N:365:LEU:HB3	1.94	0.50
1:H:93:THR:O	1:H:96:ALA:HB3	2.11	0.50
1:G:417:VAL:O	1:G:420:ILE:CG2	2.56	0.50
2:Q:14:ARG:CD	2:Q:35:SER:HB3	2.39	0.50
1:A:127:ALA:O	1:A:130:GLU:HB2	2.12	0.50
1:D:267:MET:N	1:D:267:MET:HE3	2.27	0.50
1:A:392:LYS:O	1:A:396:VAL:HG23	2.11	0.50
1:M:186:GLU:HB2	1:M:380:LYS:HB2	1.94	0.50
1:F:451:LEU:C	1:F:451:LEU:HD23	2.32	0.50
1:M:441:LYS:O	1:M:442:VAL:C	2.50	0.50
1:G:56:VAL:O	1:G:57:ALA:C	2.50	0.50
1:M:487:ASN:HB3	1:M:490:ASP:HB2	1.94	0.50

*Continued on next page...*



*Continued from previous page...*

Atom-1	Atom-2	Interatomic distance (Å)	Clash overlap (Å)
1:L:349:ILE:HA	1:L:352:GLN:NE2	2.27	0.49
1:I:189:VAL:O	1:I:189:VAL:HG23	2.10	0.49
1:I:288:MET:CE	1:I:288:MET:HA	2.41	0.49
1:J:362:ARG:O	1:J:366:GLN:HB2	2.12	0.49
1:F:228:SER:O	1:F:257:GLU:HB3	2.12	0.49
1:G:262:LEU:HD11	1:G:273:VAL:HB	1.92	0.49
1:G:352:GLN:O	1:G:355:GLU:HB2	2.12	0.49
1:M:256:GLY:O	1:M:257:GLU:C	2.50	0.49
1:B:215:LEU:C	1:B:322:ARG:HG3	2.31	0.49
1:F:14:VAL:O	1:F:18:ARG:HG3	2.11	0.49
1:H:314:LEU:C	1:H:316:ASP:H	2.16	0.49
1:A:206:ASN:HB3	1:A:214:GLU:N	2.26	0.49
1:L:221:LEU:O	1:L:222:LEU:HD23	2.12	0.49
1:M:221:LEU:O	1:M:222:LEU:HD23	2.12	0.49
1:D:207:LYS:HB3	1:D:208:PRO:CD	2.29	0.49
1:A:361:ASP:O	1:A:365:LEU:HB2	2.12	0.49
1:E:208:PRO:HB2	1:E:212:ALA:CB	2.42	0.49
1:F:315:GLU:OE1	1:F:316:ASP:N	2.45	0.49
1:N:288:MET:HA	1:N:288:MET:CE	2.41	0.49
1:N:433:ASN:HD22	1:N:434:GLU:N	2.10	0.49
1:B:349:ILE:HA	1:B:352:GLN:CD	2.32	0.49
1:I:434:GLU:HA	1:I:437:ASN:HD22	1.75	0.49
1:H:425:LYS:O	1:H:427:ALA:N	2.43	0.49
1:M:262:LEU:HA	1:M:265:ASN:HB3	1.94	0.49
1:E:168:LYS:O	1:E:170:GLY:N	2.45	0.49
1:M:421:ARG:NH2	1:M:469:VAL:O	2.42	0.49
1:A:501:ARG:O	1:A:505:GLN:HG3	2.12	0.49
1:N:117:LYS:HG2	1:N:121:ASP:OD2	2.11	0.49
1:J:288:MET:HA	1:J:288:MET:CE	2.41	0.49
1:M:191:GLU:CG	1:M:343:GLN:CD	2.75	0.49
1:M:349:ILE:HA	1:M:352:GLN:NE2	2.27	0.49
1:J:256:GLY:O	1:J:257:GLU:C	2.50	0.49
1:B:19:GLY:HA3	1:B:67:GLU:O	2.12	0.49
1:K:232:GLU:HA	1:K:310:GLU:HG2	1.94	0.49
1:E:291:ASP:O	1:E:295:LEU:HB2	2.12	0.49
1:B:353:ILE:O	1:B:355:GLU:N	2.45	0.49
1:K:385:THR:HG23	1:K:388:GLU:N	2.27	0.49
2:T:83:VAL:C	2:T:84:LEU:HD12	2.32	0.49
1:M:215:LEU:HB3	1:M:218:PRO:CG	2.41	0.49
1:E:511:ALA:O	1:E:515:ILE:HG23	2.12	0.49
1:M:107:VAL:HG23	1:M:108:ALA:H	1.77	0.49

*Continued on next page...*



*Continued from previous page...*

Atom-1	Atom-2	Interatomic distance (Å)	Clash overlap (Å)
1:D:267:MET:C	1:D:269:GLY:H	2.15	0.49
2:T:37:ARG:HG2	2:T:37:ARG:NH1	2.28	0.49
1:E:28:LYS:O	1:E:30:THR:N	2.45	0.49
2:R:12:VAL:HA	2:R:41:LEU:HG	1.93	0.49
1:M:420:ILE:HG13	1:M:451:LEU:HD22	1.95	0.49
1:K:441:LYS:O	1:K:442:VAL:C	2.49	0.49
1:N:15:LYS:HD2	1:N:67:GLU:HG3	1.94	0.49
2:R:75:SER:OG	2:R:82:GLU:OE1	2.29	0.49
1:L:362:ARG:O	1:L:366:GLN:HB2	2.12	0.49
1:H:349:ILE:HA	1:H:352:GLN:NE2	2.27	0.49
1:H:353:ILE:HG12	1:H:365:LEU:CB	2.41	0.49
1:K:169:VAL:HG22	1:K:370:ALA:HB1	1.93	0.49
1:B:247:LEU:HB3	1:B:273:VAL:HG13	1.93	0.49
1:D:211:GLY:O	1:D:325:ILE:O	2.31	0.49
1:D:249:ILE:C	1:D:250:ILE:HG13	2.32	0.49
1:A:240:VAL:O	1:A:244:GLY:N	2.41	0.49
1:J:301:ILE:N	1:J:301:ILE:CD1	2.73	0.49
1:E:261:THR:O	1:E:265:ASN:ND2	2.46	0.49
1:F:194:GLN:HG3	1:F:330:THR:O	2.11	0.49
1:C:208:PRO:O	1:C:212:ALA:HB3	2.13	0.49
1:A:302:SER:HB2	1:A:305:ILE:CD1	2.41	0.49
1:L:23:LEU:O	1:L:27:VAL:HG12	2.11	0.49
1:L:95:LEU:O	1:L:98:ALA:HB3	2.12	0.49
1:N:349:ILE:HA	1:N:352:GLN:NE2	2.27	0.49
1:B:77:VAL:HG22	1:B:78:ALA:N	2.27	0.49
1:F:134:LEU:CD1	1:F:134:LEU:N	2.74	0.49
1:A:417:VAL:C	1:A:420:ILE:HG22	2.31	0.49
1:N:112:ASN:O	1:N:116:LEU:HG	2.11	0.49
1:J:129:GLU:O	1:J:132:LYS:N	2.46	0.49
2:P:14:ARG:HB2	2:P:14:ARG:NH1	2.26	0.49
1:G:432:GLN:NE2	1:G:436:GLN:HE22	2.10	0.49
1:M:186:GLU:O	1:M:379:ILE:HA	2.11	0.49
2:Q:57:LEU:HD22	2:Q:88:GLU:HB2	1.95	0.49
1:N:484:GLU:O	1:N:491:MET:HE1	2.12	0.49
1:G:451:LEU:HD23	1:G:451:LEU:C	2.32	0.49
1:N:392:LYS:O	1:N:396:VAL:HG23	2.11	0.49
1:J:409:GLU:O	1:J:497:THR:HB	2.12	0.49
1:L:353:ILE:HG12	1:L:365:LEU:HB3	1.94	0.49
1:H:225:LYS:HG3	1:H:227:ILE:HD13	1.94	0.49
1:G:326:ASN:HD21	1:G:328:ASP:HB2	1.77	0.49
1:A:242:LYS:HD3	1:A:243:ALA:N	2.28	0.49

*Continued on next page...*



*Continued from previous page...*

Atom-1	Atom-2	Interatomic distance (Å)	Clash overlap (Å)
1:J:277:LYS:HB2	1:J:277:LYS:HZ2	1.77	0.49
1:N:221:LEU:O	1:N:222:LEU:HD23	2.13	0.49
1:N:247:LEU:O	1:N:273:VAL:HB	2.11	0.49
1:L:152:ALA:O	1:L:153:ASN:HB3	2.11	0.49
1:A:339:GLU:HA	1:A:342:ILE:HB	1.93	0.49
1:D:353:ILE:O	1:D:355:GLU:N	2.44	0.49
1:F:329:THR:HG22	1:F:330:THR:N	2.27	0.49
2:U:83:VAL:C	2:U:84:LEU:HD12	2.33	0.49
1:E:413:ALA:HB1	1:E:417:VAL:CG1	2.42	0.49
1:K:145:ALA:HA	1:K:159:GLY:O	2.11	0.49
1:C:153:ASN:O	1:C:154:SER:HB2	2.13	0.49
2:Q:48:ILE:HG22	2:Q:48:ILE:O	2.12	0.49
2:O:60:LYS:HG2	2:O:63:ASP:OD2	2.12	0.49
1:C:77:VAL:HG12	1:C:510:VAL:HG21	1.93	0.49
1:L:496:PRO:O	1:L:497:THR:C	2.51	0.49
1:A:524:LEU:O	1:A:526:LYS:N	2.45	0.49
1:L:262:LEU:HA	1:L:265:ASN:HB3	1.94	0.49
1:D:267:MET:C	1:D:269:GLY:N	2.64	0.49
1:A:37:ASN:OD1	1:A:51:LYS:HB2	2.13	0.49
1:D:221:LEU:C	1:D:222:LEU:HD12	2.32	0.49
1:H:399:ALA:O	1:H:400:LEU:C	2.51	0.49
1:E:409:GLU:OE1	1:E:501:ARG:NH2	2.46	0.49
1:K:19:GLY:HA3	1:K:67:GLU:O	2.12	0.49
1:G:164:GLU:O	1:G:167:ASP:HB3	2.12	0.49
2:Q:43:VAL:HG12	2:Q:57:LEU:HD12	1.94	0.49
1:B:183:LEU:O	1:B:382:GLY:HA3	2.12	0.49
1:F:443:ALA:O	1:F:447:MET:HG3	2.12	0.49
1:D:406:ALA:O	1:D:410:GLY:N	2.44	0.49
1:I:353:ILE:HG12	1:I:365:LEU:HB3	1.94	0.49
1:M:353:ILE:HG12	1:M:365:LEU:HB3	1.94	0.49
1:D:199:TYR:OH	1:D:211:GLY:HA3	2.13	0.49
1:E:357:THR:HB	1:E:361:ASP:HB2	1.94	0.49
1:M:232:GLU:HA	1:M:310:GLU:HG2	1.94	0.49
1:K:221:LEU:O	1:K:222:LEU:HD23	2.12	0.49
1:M:221:LEU:HD13	1:M:223:ALA:N	2.28	0.49
1:M:41:ASP:HB2	1:N:69:MET:CE	2.41	0.49
1:N:422:VAL:O	1:N:426:LEU:HD23	2.13	0.49
1:A:353:ILE:O	1:A:355:GLU:N	2.46	0.49
1:K:166:MET:HE2	1:K:171:LYS:CA	2.30	0.49
1:D:291:ASP:HB3	1:D:345:ARG:NH2	2.25	0.49
1:F:325:ILE:HG22	1:F:326:ASN:N	2.26	0.49

*Continued on next page...*



*Continued from previous page...*

Atom-1	Atom-2	Interatomic distance (Å)	Clash overlap (Å)
1:F:314:LEU:C	1:F:314:LEU:HD12	2.33	0.49
1:G:496:PRO:HG2	1:G:499:VAL:CG1	2.43	0.49
1:A:77:VAL:HG12	1:A:510:VAL:HG21	1.94	0.49
1:B:177:VAL:CG1	1:B:397:GLU:HG2	2.43	0.49
1:D:486:GLY:HA3	1:D:491:MET:CE	2.42	0.49
1:K:262:LEU:HA	1:K:265:ASN:HB3	1.93	0.49
1:K:107:VAL:CG2	1:K:108:ALA:N	2.74	0.49
1:D:434:GLU:OE2	1:D:438:VAL:HG23	2.12	0.49
1:I:506:TYR:O	1:I:509:SER:HB3	2.13	0.49
1:E:509:SER:HB3	1:F:385:THR:HG23	1.94	0.49
1:H:179:ASP:OD2	1:H:390:LYS:HG2	2.13	0.49
1:L:184:GLN:OE1	1:L:184:GLN:HA	2.12	0.49
1:B:301:ILE:HG12	1:B:307:MET:HE2	1.94	0.49
1:H:101:THR:O	1:H:105:LYS:HG3	2.12	0.49
1:H:36:ARG:HB3	1:I:516:THR:O	2.12	0.49
1:J:191:GLU:HG2	1:J:343:GLN:NE2	2.27	0.49
1:N:190:VAL:O	1:N:372:LEU:C	2.50	0.49
1:G:272:LYS:CB	1:G:272:LYS:NZ	2.75	0.49
1:G:358:SER:HA	1:G:362:ARG:HD2	1.94	0.49
1:L:225:LYS:HG3	1:L:227:ILE:HD13	1.94	0.49
1:H:233:MET:HE2	1:H:233:MET:CA	2.38	0.49
1:K:233:MET:HB3	1:K:237:LEU:HB2	1.94	0.49
1:C:221:LEU:HD13	1:C:317:LEU:HD21	1.94	0.49
1:N:314:LEU:C	1:N:316:ASP:H	2.16	0.49
1:A:329:THR:CG2	1:A:330:THR:N	2.76	0.49
1:A:293:ALA:O	1:A:294:THR:C	2.51	0.49
1:J:31:LEU:HG	1:J:454:ILE:HD11	1.94	0.49
1:L:386:GLU:O	1:L:389:MET:HB3	2.13	0.49
1:I:207:LYS:HG3	1:I:214:GLU:OE2	2.13	0.49
1:I:262:LEU:HA	1:I:265:ASN:HB3	1.93	0.49
1:G:404:ARG:HG3	1:G:404:ARG:NH1	2.26	0.49
2:R:5:PRO:HB2	2:R:9:ARG:O	2.12	0.49
2:P:14:ARG:NH2	2:P:84:LEU:HD21	2.28	0.49
1:F:112:ASN:HD22	1:F:115:ASP:CG	2.15	0.49
1:B:54:VAL:HB	1:B:89:THR:HG21	1.93	0.49
1:A:433:ASN:HD21	1:A:435:ASP:HB2	1.78	0.49
1:A:400:LEU:HD13	1:A:400:LEU:O	2.12	0.49
1:H:448:GLU:HB3	1:H:452:ARG:HD2	1.93	0.49
1:K:6:VAL:HG22	1:K:521:VAL:HG22	1.93	0.49
1:G:27:VAL:HG12	1:G:90:THR:HG23	1.93	0.49
1:L:80:LYS:O	1:L:83:ASP:HB2	2.13	0.49

*Continued on next page...*



*Continued from previous page...*

Atom-1	Atom-2	Interatomic distance (Å)	Clash overlap (Å)
1:G:199:TYR:CZ	1:G:202:PRO:HA	2.47	0.49
1:G:325:ILE:HG13	1:G:330:THR:HA	1.95	0.49
1:M:258:ALA:O	1:M:261:THR:OG1	2.30	0.49
1:B:272:LYS:NZ	1:B:272:LYS:HB2	2.28	0.49
1:G:313:THR:HB	1:G:315:GLU:OE2	2.11	0.49
1:N:221:LEU:HD13	1:N:223:ALA:N	2.28	0.49
1:L:66:PHE:N	1:L:69:MET:HG3	2.27	0.49
1:L:221:LEU:HD13	1:L:223:ALA:N	2.28	0.49
1:L:314:LEU:C	1:L:316:ASP:H	2.16	0.49
1:N:389:MET:HE1	1:N:393:LYS:HB2	1.94	0.49
1:I:419:LEU:HD21	1:I:500:THR:HG23	1.95	0.49
1:K:434:GLU:O	1:K:438:VAL:HG23	2.12	0.49
1:B:496:PRO:O	1:B:499:VAL:HG22	2.13	0.49
1:F:510:VAL:CG2	1:F:511:ALA:N	2.75	0.49
1:E:360:TYR:H	1:E:363:GLU:HG3	1.77	0.49
1:A:456:LEU:HD13	1:A:462:PRO:HG3	1.93	0.49
1:B:429:LEU:HG	1:B:440:ILE:HD13	1.95	0.49
1:I:413:ALA:CB	1:I:417:VAL:HB	2.42	0.49
1:L:413:ALA:HB3	1:L:417:VAL:HB	1.95	0.49
2:Q:48:ILE:HG12	2:Q:54:VAL:CG1	2.38	0.49
1:I:164:GLU:O	1:I:167:ASP:HB3	2.13	0.49
1:J:262:LEU:HA	1:J:265:ASN:HB3	1.94	0.49
1:D:524:LEU:O	1:D:526:LYS:N	2.46	0.49
1:I:72:GLN:NE2	1:I:75:LYS:HD3	2.28	0.49
2:O:59:VAL:HG23	2:O:59:VAL:O	2.13	0.49
1:I:187:LEU:HD23	1:I:187:LEU:C	2.33	0.49
1:H:285:ARG:HA	1:H:288:MET:HB2	1.95	0.49
1:M:174:VAL:C	1:M:175:ILE:HD12	2.32	0.49
1:M:353:ILE:O	1:M:353:ILE:HG22	2.13	0.49
1:F:232:GLU:O	1:F:233:MET:CB	2.60	0.49
1:G:319:GLN:O	1:G:335:GLY:HA2	2.13	0.49
1:J:225:LYS:HG3	1:J:227:ILE:HD13	1.94	0.49
1:N:258:ALA:O	1:N:261:THR:OG1	2.30	0.49
1:L:232:GLU:HA	1:L:310:GLU:HG2	1.94	0.49
1:K:314:LEU:C	1:K:316:ASP:H	2.16	0.49
1:A:346:VAL:HA	1:A:349:ILE:HD12	1.94	0.49
1:I:247:LEU:N	1:I:273:VAL:HG12	2.28	0.49
1:L:119:GLY:O	1:L:440:ILE:HG12	2.13	0.49
1:M:146:GLN:HE21	1:M:150:ILE:HD11	1.77	0.49
2:P:47:ARG:HB3	2:P:55:LYS:HG2	1.94	0.49
1:B:208:PRO:HB2	1:B:212:ALA:HB3	1.94	0.49

*Continued on next page...*



*Continued from previous page...*

Atom-1	Atom-2	Interatomic distance (Å)	Clash overlap (Å)
1:C:496:PRO:HG2	1:C:499:VAL:HG13	1.93	0.49
1:B:434:GLU:O	1:B:435:ASP:C	2.51	0.49
1:N:215:LEU:HB3	1:N:218:PRO:CG	2.41	0.49
1:H:122:LYS:O	1:H:125:THR:HB	2.13	0.49
1:E:78:ALA:O	1:E:89:THR:HG22	2.12	0.49
1:M:95:LEU:O	1:M:98:ALA:HB3	2.12	0.49
1:D:87:ASP:OD1	1:D:88:GLY:N	2.46	0.49
1:A:115:ASP:HB3	1:A:436:GLN:HG3	1.93	0.49
1:N:37:ASN:HB3	1:N:51:LYS:CG	2.43	0.49
1:H:472:GLY:HA3	1:H:476:TYR:CD2	2.47	0.49
1:I:476:TYR:HA	1:I:486:GLY:O	2.12	0.49
1:G:512:GLY:O	1:G:515:ILE:HG12	2.13	0.49
1:J:487:ASN:HB3	1:J:490:ASP:HB2	1.95	0.49
1:B:149:THR:OG1	1:B:156:GLU:HA	2.11	0.49
1:L:353:ILE:O	1:L:353:ILE:HG22	2.13	0.49
1:I:190:VAL:C	1:I:372:LEU:O	2.40	0.49
1:N:190:VAL:HG22	1:N:191:GLU:N	2.28	0.49
1:F:217:SER:N	1:F:218:PRO:CD	2.76	0.49
1:D:220:ILE:CD1	1:D:220:ILE:N	2.74	0.49
1:F:220:ILE:HG23	1:F:248:LEU:HD12	1.93	0.49
1:G:281:PHE:H	1:G:284:ARG:HD2	1.78	0.49
1:G:327:LYS:H	1:G:327:LYS:HD3	1.78	0.49
1:G:199:TYR:HE1	1:G:327:LYS:HG3	1.76	0.49
1:L:233:MET:HB3	1:L:237:LEU:HB2	1.94	0.49
1:J:233:MET:HB3	1:J:237:LEU:HB2	1.94	0.49
1:D:233:MET:HE2	1:D:233:MET:O	2.13	0.49
1:C:252:GLU:HG3	1:C:285:ARG:HH11	1.78	0.49
1:C:253:ASP:HB2	1:C:277:LYS:HE2	1.95	0.49
1:C:285:ARG:O	1:C:288:MET:N	2.43	0.49
1:A:360:TYR:N	1:A:363:GLU:HG3	2.28	0.49
1:I:314:LEU:C	1:I:316:ASP:H	2.16	0.49
1:F:195:PHE:CE1	1:F:330:THR:HB	2.48	0.49
1:D:411:VAL:HG12	1:D:496:PRO:CA	2.35	0.49
1:F:357:THR:HB	1:F:361:ASP:HB2	1.95	0.49
2:Q:84:LEU:N	2:Q:84:LEU:CD1	2.76	0.49
1:E:237:LEU:HD22	2:S:26:VAL:CG2	2.42	0.49
2:U:17:VAL:CG1	2:U:34:LYS:HA	2.43	0.49
1:I:215:LEU:HB3	1:I:218:PRO:CG	2.41	0.49
1:M:96:ALA:O	1:M:100:ILE:HG13	2.12	0.49
1:M:413:ALA:HB1	1:M:417:VAL:HB	1.93	0.49
2:T:43:VAL:CG1	2:T:57:LEU:HD12	2.42	0.49

*Continued on next page...*



*Continued from previous page...*

Atom-1	Atom-2	Interatomic distance (Å)	Clash overlap (Å)
1:L:515:ILE:O	1:L:515:ILE:HG22	2.13	0.49
1:C:107:VAL:HG13	1:C:113:PRO:HG3	1.95	0.49
1:H:391:GLU:O	1:H:394:ALA:HB3	2.12	0.49
1:I:152:ALA:O	1:I:153:ASN:HB3	2.13	0.49
1:H:102:GLU:HB2	1:H:442:VAL:HG13	1.94	0.49
1:H:455:VAL:HG11	1:H:461:GLU:O	2.13	0.49
1:H:455:VAL:HG13	1:H:460:GLU:HB2	1.94	0.49
1:A:466:ALA:O	1:A:470:LYS:HG3	2.13	0.49
1:K:194:GLN:HG2	1:K:195:PHE:N	2.28	0.49
1:L:194:GLN:HG2	1:L:195:PHE:N	2.28	0.49
1:K:353:ILE:HD11	1:K:369:VAL:HG21	1.95	0.49
1:B:248:LEU:HD13	1:B:248:LEU:C	2.33	0.49
1:I:256:GLY:CA	1:I:259:LEU:HB3	2.39	0.49
1:F:279:PRO:HG2	1:F:288:MET:HE3	1.95	0.49
1:M:233:MET:CE	1:M:233:MET:HA	2.40	0.49
1:A:19:GLY:HA3	1:A:67:GLU:O	2.13	0.49
1:D:288:MET:HA	1:D:291:ASP:OD2	2.12	0.49
2:S:83:VAL:C	2:S:84:LEU:HD12	2.33	0.49
1:L:93:THR:O	1:L:96:ALA:HB3	2.13	0.49
1:N:285:ARG:HA	1:N:288:MET:HB2	1.95	0.49
1:H:143:ALA:C	1:H:146:GLN:HB3	2.31	0.49
1:B:277:LYS:HD3	1:B:285:ARG:NH2	2.20	0.49
1:A:448:GLU:O	1:A:452:ARG:HG2	2.13	0.49
1:J:93:THR:O	1:J:96:ALA:HB3	2.12	0.49
1:M:194:GLN:HG2	1:M:195:PHE:N	2.28	0.49
1:J:215:LEU:HB3	1:J:218:PRO:CG	2.41	0.49
1:F:305:ILE:N	1:F:305:ILE:CD1	2.74	0.49
1:F:381:VAL:HG13	1:F:392:LYS:CG	2.43	0.49
1:B:504:LEU:O	1:B:504:LEU:HD13	2.13	0.49
2:R:50:GLU:O	2:R:52:GLY:N	2.46	0.49
1:N:58:ARG:HD3	1:N:209:GLU:OE1	2.13	0.49
2:T:12:VAL:HG12	2:T:40:VAL:HA	1.93	0.49
1:K:472:GLY:HA3	1:K:476:TYR:HD2	1.78	0.49
1:J:194:GLN:HG2	1:J:195:PHE:N	2.28	0.48
1:M:191:GLU:HB2	1:M:342:ILE:CG2	2.06	0.48
1:K:362:ARG:O	1:K:366:GLN:HB2	2.12	0.48
1:G:232:GLU:O	1:G:233:MET:CB	2.61	0.48
1:B:256:GLY:HA2	1:B:259:LEU:HB2	1.94	0.48
1:D:194:GLN:O	1:D:371:LYS:NZ	2.44	0.48
1:D:265:ASN:HB3	1:D:271:VAL:HG22	1.95	0.48
1:D:322:ARG:CB	1:D:333:ILE:HD12	2.29	0.48

*Continued on next page...*



*Continued from previous page...*

Atom-1	Atom-2	Interatomic distance (Å)	Clash overlap (Å)
1:D:270:ILE:CD1	2:R:27:LEU:HB2	2.42	0.48
1:G:273:VAL:CG1	1:G:274:ALA:N	2.64	0.48
1:G:321:LYS:HD2	1:G:333:ILE:HG22	1.95	0.48
1:N:232:GLU:OE1	1:N:232:GLU:N	2.33	0.48
1:E:290:GLN:N	1:E:290:GLN:OE1	2.42	0.48
1:D:74:VAL:O	1:D:77:VAL:CG1	2.54	0.48
1:G:417:VAL:C	1:G:420:ILE:HG22	2.31	0.48
1:J:381:VAL:HB	1:J:389:MET:HE3	1.95	0.48
1:H:130:GLU:HG3	1:H:426:LEU:HD22	1.94	0.48
1:N:496:PRO:O	1:N:497:THR:C	2.51	0.48
1:H:286:LYS:CE	1:H:286:LYS:HA	2.40	0.48
1:I:193:MET:HG2	1:I:194:GLN:H	1.74	0.48
1:H:215:LEU:HB3	1:H:218:PRO:CG	2.41	0.48
1:H:207:LYS:HG3	1:H:214:GLU:OE2	2.13	0.48
1:C:397:GLU:O	1:C:400:LEU:HB3	2.13	0.48
1:K:107:VAL:HG23	1:K:108:ALA:H	1.78	0.48
1:J:510:VAL:HG13	1:J:511:ALA:N	2.28	0.48
1:D:9:GLY:HA2	1:D:13:ARG:NH1	2.27	0.48
1:I:285:ARG:HA	1:I:288:MET:HB2	1.95	0.48
1:M:358:SER:HB3	1:M:361:ASP:OD1	2.14	0.48
1:F:320:ALA:HA	1:F:334:ASP:O	2.13	0.48
1:C:302:SER:HB2	1:C:305:ILE:CD1	2.36	0.48
1:H:256:GLY:O	1:H:257:GLU:C	2.50	0.48
1:F:256:GLY:HA2	1:F:259:LEU:HB2	1.94	0.48
1:F:222:LEU:CD2	1:F:300:VAL:HG22	2.40	0.48
1:G:279:PRO:HB2	1:G:285:ARG:CA	2.42	0.48
1:G:320:ALA:HA	1:G:334:ASP:O	2.13	0.48
1:G:346:VAL:O	1:G:349:ILE:HB	2.12	0.48
1:K:216:GLU:OE2	1:L:228:SER:HB2	2.14	0.48
1:C:234:LEU:N	1:C:235:PRO:CD	2.75	0.48
2:U:49:LEU:O	2:U:55:LYS:NZ	2.45	0.48
1:B:272:LYS:HZ2	1:B:272:LYS:HB2	1.78	0.48
1:E:249:ILE:HD13	1:E:274:ALA:O	2.13	0.48
1:H:221:LEU:O	1:H:222:LEU:HD23	2.12	0.48
1:H:221:LEU:HD13	1:H:223:ALA:N	2.28	0.48
1:D:208:PRO:HB2	1:D:212:ALA:HB3	1.96	0.48
1:H:381:VAL:HB	1:H:389:MET:CE	2.41	0.48
1:B:448:GLU:O	1:B:452:ARG:HG2	2.13	0.48
1:N:353:ILE:O	1:N:353:ILE:HG22	2.13	0.48
1:G:465:VAL:O	1:G:466:ALA:C	2.52	0.48
1:C:115:ASP:HB3	1:C:436:GLN:HG3	1.95	0.48

*Continued on next page...*



*Continued from previous page...*

Atom-1	Atom-2	Interatomic distance (Å)	Clash overlap (Å)
2:S:14:ARG:CB	2:S:14:ARG:HH11	2.26	0.48
1:D:131:LEU:HD21	1:D:422:VAL:HG11	1.92	0.48
1:G:510:VAL:O	1:G:511:ALA:C	2.51	0.48
1:G:77:VAL:HG22	1:G:78:ALA:N	2.28	0.48
1:I:286:LYS:HA	1:I:286:LYS:CE	2.40	0.48
1:J:413:ALA:HB1	1:J:417:VAL:HB	1.95	0.48
2:S:47:ARG:HD3	2:S:49:LEU:CD1	2.37	0.48
1:L:411:VAL:HG21	1:L:494:LEU:HD12	1.95	0.48
1:J:132:LYS:O	1:J:135:SER:HB3	2.13	0.48
1:F:504:LEU:HD13	1:F:504:LEU:C	2.33	0.48
1:E:381:VAL:HG13	1:E:392:LYS:HG3	1.95	0.48
1:M:421:ARG:HD2	1:M:474:GLY:O	2.12	0.48
1:F:147:VAL:HA	1:F:150:ILE:HG22	1.95	0.48
1:C:124:VAL:HG22	1:C:504:LEU:HD11	1.95	0.48
1:A:112:ASN:N	1:A:435:ASP:OD2	2.40	0.48
1:M:81:ALA:HA	1:M:506:TYR:CD2	2.48	0.48
1:J:448:GLU:HB3	1:J:452:ARG:HD2	1.95	0.48
1:J:186:GLU:HB2	1:J:380:LYS:HB2	1.95	0.48
1:H:472:GLY:HA3	1:H:476:TYR:HD2	1.77	0.48
1:I:513:LEU:HD12	1:I:513:LEU:HA	1.70	0.48
1:H:501:ARG:O	1:H:502:SER:C	2.52	0.48
1:D:390:LYS:O	1:D:391:GLU:C	2.52	0.48
1:I:129:GLU:O	1:I:132:LYS:N	2.47	0.48
1:G:383:ALA:HB3	1:G:389:MET:CE	2.43	0.48
1:A:391:GLU:O	1:A:394:ALA:HB3	2.12	0.48
1:L:358:SER:HB3	1:L:361:ASP:OD1	2.14	0.48
1:I:353:ILE:HD11	1:I:369:VAL:HG21	1.95	0.48
1:J:353:ILE:HD11	1:J:369:VAL:HG21	1.95	0.48
1:K:353:ILE:HG22	1:K:353:ILE:O	2.13	0.48
1:J:216:GLU:OE2	1:K:228:SER:HB2	2.14	0.48
1:K:225:LYS:HG3	1:K:227:ILE:HD13	1.94	0.48
2:O:48:ILE:HG12	2:O:54:VAL:HG13	1.95	0.48
1:G:220:ILE:CD1	1:G:220:ILE:N	2.76	0.48
1:G:194:GLN:NE2	1:G:329:THR:HG21	2.27	0.48
1:G:174:VAL:HG23	1:G:370:ALA:HB2	1.95	0.48
1:A:233:MET:HE3	1:A:236:VAL:HB	1.95	0.48
1:M:216:GLU:OE2	1:N:228:SER:HB2	2.14	0.48
1:L:216:GLU:OE2	1:M:228:SER:HB2	2.14	0.48
1:B:200:LEU:CD1	1:B:276:VAL:HA	2.44	0.48
1:I:232:GLU:HA	1:I:310:GLU:HG2	1.94	0.48
1:E:271:VAL:O	1:E:271:VAL:HG23	2.13	0.48

*Continued on next page...*



*Continued from previous page...*

Atom-1	Atom-2	Interatomic distance (Å)	Clash overlap (Å)
1:E:247:LEU:HB3	1:E:273:VAL:CG1	2.42	0.48
1:C:368:ARG:O	1:C:372:LEU:N	2.46	0.48
1:K:293:ALA:O	1:K:297:GLY:N	2.47	0.48
1:J:247:LEU:N	1:J:273:VAL:HG12	2.28	0.48
1:J:314:LEU:C	1:J:316:ASP:H	2.16	0.48
1:A:278:ALA:HB1	1:A:279:PRO:HD2	1.93	0.48
1:E:208:PRO:C	1:E:212:ALA:HB3	2.33	0.48
1:I:449:ALA:CB	1:I:450:PRO:HD3	2.31	0.48
1:B:305:ILE:N	1:B:305:ILE:CD1	2.76	0.48
1:J:207:LYS:HG3	1:J:214:GLU:OE2	2.13	0.48
2:R:6:LEU:H	2:R:9:ARG:HB2	1.78	0.48
1:B:160:LYS:O	1:B:164:GLU:HG3	2.13	0.48
1:F:210:THR:O	1:F:210:THR:HG22	2.12	0.48
1:D:400:LEU:HD13	1:D:400:LEU:C	2.34	0.48
1:B:301:ILE:HG12	1:B:307:MET:CE	2.43	0.48
1:I:36:ARG:HB3	1:J:516:THR:O	2.13	0.48
1:E:383:ALA:HB3	1:E:389:MET:CE	2.43	0.48
1:B:465:VAL:O	1:B:466:ALA:C	2.51	0.48
1:L:353:ILE:HD11	1:L:369:VAL:HG21	1.95	0.48
1:J:190:VAL:O	1:J:373:ALA:CA	2.61	0.48
1:J:353:ILE:O	1:J:353:ILE:HG22	2.13	0.48
1:M:404:ARG:O	1:M:408:GLU:HG3	2.13	0.48
2:P:20:LYS:CG	2:P:27:LEU:HD23	2.44	0.48
1:F:249:ILE:N	1:F:249:ILE:CD1	2.77	0.48
1:F:252:GLU:N	1:F:252:GLU:OE1	2.47	0.48
1:G:203:TYR:HD1	1:G:203:TYR:H	1.59	0.48
1:A:308:GLU:O	1:A:309:LEU:O	2.31	0.48
1:D:309:LEU:HD12	1:D:309:LEU:N	2.27	0.48
1:C:339:GLU:N	1:C:339:GLU:CD	2.67	0.48
1:C:353:ILE:HG12	1:C:366:GLN:HE22	1.77	0.48
1:N:247:LEU:N	1:N:273:VAL:HG12	2.28	0.48
1:K:221:LEU:HD13	1:K:223:ALA:N	2.28	0.48
1:J:293:ALA:O	1:J:297:GLY:N	2.47	0.48
2:O:17:VAL:HG22	2:O:35:SER:N	2.27	0.48
2:U:11:ILE:HB	2:U:42:ALA:HB3	1.95	0.48
1:C:417:VAL:O	1:C:421:ARG:HB2	2.13	0.48
1:B:223:ALA:HB3	1:B:251:ALA:CB	2.42	0.48
1:M:494:LEU:N	1:M:494:LEU:CD2	2.76	0.48
1:A:41:ASP:O	1:A:42:LYS:HG3	2.13	0.48
1:C:23:LEU:CD1	1:C:23:LEU:C	2.82	0.48
1:K:432:GLN:OE1	1:K:432:GLN:N	2.47	0.48

*Continued on next page...*



*Continued from previous page...*

Atom-1	Atom-2	Interatomic distance (Å)	Clash overlap (Å)
1:C:87:ASP:OD1	1:C:88:GLY:N	2.46	0.48
1:C:27:VAL:HG12	1:C:90:THR:HG23	1.94	0.48
1:M:19:GLY:HA3	1:M:67:GLU:O	2.14	0.48
1:I:353:ILE:HG22	1:I:353:ILE:O	2.13	0.48
1:I:225:LYS:HG3	1:I:227:ILE:HD13	1.94	0.48
1:H:216:GLU:OE2	1:I:228:SER:HB2	2.14	0.48
1:F:256:GLY:O	1:F:260:ALA:N	2.40	0.48
1:G:252:GLU:HA	1:G:285:ARG:NH1	2.29	0.48
1:H:233:MET:HB3	1:H:237:LEU:HB2	1.94	0.48
1:E:295:LEU:HD23	1:E:335:GLY:O	2.13	0.48
1:D:234:LEU:HA	1:D:237:LEU:HB3	1.94	0.48
1:C:247:LEU:HB3	1:C:273:VAL:HG13	1.94	0.48
1:C:249:ILE:CD1	1:C:249:ILE:N	2.74	0.48
1:J:221:LEU:O	1:J:222:LEU:HD23	2.12	0.48
1:L:422:VAL:O	1:L:426:LEU:HD23	2.12	0.48
1:K:66:PHE:HA	1:K:520:MET:CE	2.43	0.48
1:N:358:SER:HB3	1:N:361:ASP:OD1	2.14	0.48
1:I:131:LEU:HD12	1:I:422:VAL:HG11	1.95	0.48
1:F:200:LEU:CD1	1:F:276:VAL:HA	2.43	0.48
1:E:417:VAL:O	1:E:420:ILE:CG2	2.57	0.48
1:E:417:VAL:C	1:E:420:ILE:HG22	2.34	0.48
1:A:147:VAL:HG23	1:A:148:GLY:N	2.29	0.48
1:F:411:VAL:HG12	1:F:496:PRO:CA	2.39	0.48
1:F:496:PRO:O	1:F:499:VAL:HG22	2.14	0.48
1:J:417:VAL:O	1:J:418:ALA:C	2.51	0.48
1:K:93:THR:O	1:K:96:ALA:HB3	2.14	0.48
1:N:166:MET:CE	1:N:171:LYS:HA	2.36	0.48
1:J:215:LEU:HB2	1:J:323:VAL:HG13	1.96	0.48
1:J:145:ALA:HA	1:J:159:GLY:O	2.13	0.48
1:G:381:VAL:CG1	1:G:392:LYS:HG2	2.43	0.48
2:S:40:VAL:HB	2:S:62:GLY:N	2.26	0.48
1:F:381:VAL:CG1	1:F:392:LYS:HG2	2.42	0.48
1:E:147:VAL:HA	1:E:150:ILE:HG22	1.94	0.48
1:K:72:GLN:HE21	1:K:72:GLN:HA	1.78	0.48
1:G:161:LEU:O	1:G:164:GLU:HB2	2.14	0.48
1:I:448:GLU:HB3	1:I:452:ARG:HD2	1.95	0.48
1:H:72:GLN:NE2	1:H:72:GLN:HA	2.29	0.48
1:C:180:GLY:CA	1:C:380:LYS:HB3	2.43	0.48
1:F:174:VAL:C	1:F:175:ILE:HG13	2.34	0.48
1:J:391:GLU:O	1:J:394:ALA:HB3	2.13	0.48
1:A:7:LYS:HD2	1:A:66:PHE:CE2	2.49	0.48

*Continued on next page...*



*Continued from previous page...*

Atom-1	Atom-2	Interatomic distance (Å)	Clash overlap (Å)
1:B:247:LEU:HD13	1:B:248:LEU:O	2.13	0.48
1:F:277:LYS:HD3	1:F:285:ARG:NH2	2.22	0.48
1:K:301:ILE:CD1	1:K:301:ILE:N	2.73	0.48
1:B:235:PRO:HG2	1:B:236:VAL:HG23	1.94	0.48
1:B:234:LEU:HA	1:B:237:LEU:HB3	1.96	0.48
1:E:283:ASP:O	1:E:287:ALA:HB2	2.14	0.48
1:E:358:SER:HA	1:E:362:ARG:HD2	1.94	0.48
1:C:289:LEU:N	1:C:290:GLN:OE1	2.46	0.48
1:N:66:PHE:HD1	1:N:520:MET:HE2	1.76	0.48
1:C:203:TYR:HD1	1:C:203:TYR:H	1.61	0.48
1:E:420:ILE:HD11	1:E:470:LYS:CG	2.44	0.48
1:B:285:ARG:HG3	1:B:286:LYS:HG3	1.96	0.48
1:J:90:THR:O	1:J:93:THR:HB	2.14	0.48
1:B:119:GLY:O	1:B:440:ILE:HG12	2.14	0.48
1:C:417:VAL:HG13	1:C:418:ALA:N	2.28	0.48
1:C:94:VAL:HG12	1:C:449:ALA:HB1	1.96	0.48
1:J:205:ILE:HD13	1:J:211:GLY:CA	2.42	0.48
1:C:237:LEU:HD22	2:Q:26:VAL:CG2	2.42	0.48
2:Q:7:HIS:O	2:Q:7:HIS:ND1	2.46	0.48
1:E:177:VAL:CG2	1:E:393:LYS:HG3	2.44	0.48
2:R:87:SER:OG	2:R:89:SER:HB2	2.13	0.48
1:J:204:PHE:CD2	1:J:274:ALA:HB1	2.49	0.48
1:D:146:GLN:NE2	1:D:494:LEU:HD11	2.28	0.48
1:L:77:VAL:HG11	1:L:510:VAL:HB	1.94	0.48
1:C:409:GLU:OE1	1:C:501:ARG:NH2	2.47	0.48
1:B:106:ALA:O	1:B:109:ALA:HB3	2.13	0.48
1:J:189:VAL:HG23	1:J:189:VAL:O	2.12	0.48
1:J:191:GLU:HA	1:J:372:LEU:HG	1.94	0.48
1:K:191:GLU:CD	1:K:342:ILE:C	2.73	0.48
1:D:219:PHE:HB3	1:D:317:LEU:CD1	2.42	0.48
1:I:256:GLY:O	1:I:257:GLU:C	2.50	0.48
1:H:228:SER:HB2	1:N:216:GLU:OE2	2.14	0.48
1:F:308:GLU:HB2	1:F:311:LYS:CB	2.43	0.48
1:G:205:ILE:CG1	1:G:211:GLY:HA2	2.43	0.48
1:G:279:PRO:HD2	1:G:285:ARG:HB2	1.95	0.48
1:C:272:LYS:CB	1:C:272:LYS:NZ	2.76	0.48
1:N:233:MET:HB3	1:N:237:LEU:HB2	1.94	0.48
1:E:199:TYR:HE1	1:E:327:LYS:HG3	1.78	0.48
1:E:219:PHE:CE2	1:E:245:LYS:HB2	2.48	0.48
1:E:355:GLU:HG3	1:E:357:THR:H	1.78	0.48
1:H:7:LYS:HG3	1:H:66:PHE:CZ	2.49	0.48

*Continued on next page...*



*Continued from previous page...*

Atom-1	Atom-2	Interatomic distance (Å)	Clash overlap (Å)
1:H:90:THR:O	1:H:93:THR:HB	2.12	0.48
1:M:149:THR:HG22	1:M:156:GLU:HA	1.95	0.48
1:M:109:ALA:HB3	1:M:111:MET:CE	2.44	0.48
1:B:413:ALA:HB1	1:B:417:VAL:CG1	2.42	0.48
1:B:362:ARG:O	1:B:366:GLN:OE1	2.31	0.48
1:E:232:GLU:O	1:E:233:MET:CB	2.60	0.48
1:I:215:LEU:HB2	1:I:323:VAL:HG13	1.96	0.48
1:N:207:LYS:HG3	1:N:214:GLU:OE2	2.13	0.48
1:M:27:VAL:HG11	1:M:93:THR:HG21	1.94	0.48
1:L:37:ASN:O	1:M:517:THR:HA	2.14	0.48
1:A:119:GLY:O	1:A:440:ILE:HG12	2.14	0.48
1:K:411:VAL:HA	1:K:497:THR:H	1.79	0.48
2:T:57:LEU:HD22	2:T:88:GLU:HB2	1.95	0.48
1:M:102:GLU:HB2	1:M:442:VAL:HG13	1.94	0.48
1:G:400:LEU:O	1:G:400:LEU:HD13	2.14	0.48
1:N:441:LYS:O	1:N:442:VAL:C	2.51	0.48
2:U:52:GLY:O	2:U:53:GLU:HB2	2.14	0.48
1:M:285:ARG:HA	1:M:288:MET:HB2	1.95	0.48
1:L:384:ALA:C	1:M:281:PHE:CE2	2.76	0.48
1:B:259:LEU:O	1:B:262:LEU:HB3	2.13	0.48
1:G:216:GLU:O	1:G:246:PRO:HG3	2.14	0.48
1:N:277:LYS:HZ2	1:N:277:LYS:HB2	1.76	0.48
1:A:220:ILE:HD12	1:A:220:ILE:H	1.78	0.48
1:K:233:MET:CE	1:K:233:MET:HA	2.40	0.48
1:B:200:LEU:O	1:B:202:PRO:HD2	2.13	0.48
1:E:254:VAL:HG12	1:E:259:LEU:HG	1.95	0.48
1:H:38:VAL:HG12	1:H:39:VAL:N	2.29	0.48
1:B:207:LYS:CB	1:B:207:LYS:NZ	2.77	0.48
1:B:295:LEU:C	1:B:295:LEU:HD23	2.34	0.48
1:H:160:LYS:HG2	1:H:164:GLU:OE2	2.14	0.48
1:H:494:LEU:CD2	1:H:494:LEU:N	2.74	0.48
1:K:215:LEU:HB2	1:K:323:VAL:HG13	1.96	0.48
1:M:207:LYS:HG3	1:M:214:GLU:OE2	2.13	0.48
1:I:205:ILE:HD13	1:I:211:GLY:CA	2.42	0.48
1:H:402:ALA:O	1:H:406:ALA:N	2.32	0.48
2:P:14:ARG:CG	2:P:15:LYS:H	2.26	0.48
1:C:134:LEU:HD12	1:C:134:LEU:N	2.28	0.48
1:N:479:ASN:OD1	1:N:481:ALA:HB3	2.14	0.48
1:C:143:ALA:O	1:C:146:GLN:HB2	2.12	0.48
1:D:23:LEU:C	1:D:23:LEU:HD13	2.34	0.48
1:L:351:GLN:O	1:L:354:GLU:N	2.34	0.48

*Continued on next page...*



*Continued from previous page...*

Atom-1	Atom-2	Interatomic distance (Å)	Clash overlap (Å)
1:J:285:ARG:HA	1:J:288:MET:HB2	1.95	0.48
1:D:215:LEU:O	1:D:322:ARG:HA	2.14	0.48
1:K:258:ALA:O	1:K:261:THR:OG1	2.30	0.48
1:G:248:LEU:C	1:G:248:LEU:HD13	2.34	0.48
1:G:249:ILE:N	1:G:249:ILE:CD1	2.77	0.48
1:G:357:THR:HB	1:G:361:ASP:HB2	1.94	0.48
2:Q:47:ARG:HD2	2:Q:55:LYS:HD2	1.95	0.48
1:I:233:MET:HA	1:I:233:MET:CE	2.41	0.48
1:I:233:MET:HB3	1:I:237:LEU:HB2	1.94	0.48
1:I:221:LEU:O	1:I:222:LEU:HD23	2.12	0.48
1:H:383:ALA:CB	1:H:389:MET:HA	2.43	0.48
2:P:48:ILE:HG23	2:P:54:VAL:HG22	1.94	0.48
1:B:134:LEU:HD11	1:B:425:LYS:HZ1	1.77	0.48
1:I:194:GLN:HG2	1:I:195:PHE:N	2.28	0.48
1:I:149:THR:HG21	1:I:156:GLU:HA	1.93	0.48
1:H:417:VAL:O	1:H:418:ALA:C	2.52	0.48
1:M:204:PHE:CD2	1:M:274:ALA:HB1	2.49	0.48
1:N:204:PHE:CD2	1:N:274:ALA:HB1	2.49	0.48
1:D:37:ASN:OD1	1:D:51:LYS:HB2	2.14	0.48
1:F:162:ILE:HG21	1:F:403:THR:HG21	1.96	0.48
2:R:11:ILE:HG12	2:R:85:ILE:HG12	1.96	0.48
1:K:40:LEU:HD23	1:K:50:THR:HG22	1.96	0.48
1:L:204:PHE:CD2	1:L:274:ALA:HB1	2.49	0.48
1:K:204:PHE:CD2	1:K:274:ALA:HB1	2.49	0.48
1:D:96:ALA:O	1:D:97:GLN:C	2.52	0.48
1:A:479:ASN:O	1:A:483:GLU:N	2.47	0.48
1:H:353:ILE:O	1:H:353:ILE:HG22	2.13	0.48
1:F:246:PRO:HA	1:F:272:LYS:O	2.14	0.48
1:B:222:LEU:HD22	1:B:300:VAL:HG22	1.96	0.48
1:N:256:GLY:O	1:N:257:GLU:C	2.50	0.48
1:A:263:VAL:HG12	1:A:267:MET:SD	2.54	0.48
1:L:221:LEU:HB3	1:L:249:ILE:HA	1.96	0.48
1:M:314:LEU:C	1:M:316:ASP:H	2.16	0.48
1:H:433:ASN:HD22	1:H:434:GLU:N	2.11	0.48
1:A:111:MET:CE	1:H:434:GLU:OE2	2.62	0.48
1:L:47:PRO:HG3	1:M:73:MET:HG3	1.95	0.48
1:L:49:ILE:HD11	1:M:73:MET:HE3	1.95	0.48
1:B:302:SER:O	1:B:305:ILE:N	2.44	0.48
1:H:104:LEU:HD12	1:H:104:LEU:HA	1.72	0.48
1:H:23:LEU:O	1:H:27:VAL:HG12	2.13	0.48
1:E:465:VAL:O	1:E:466:ALA:C	2.52	0.48

*Continued on next page...*



*Continued from previous page...*

Atom-1	Atom-2	Interatomic distance (Å)	Clash overlap (Å)
1:I:386:GLU:HG2	1:I:390:LYS:HE2	1.96	0.48
2:Q:5:PRO:HD3	2:Q:42:ALA:CB	2.39	0.48
1:H:149:THR:CG2	1:H:159:GLY:HA3	2.37	0.48
1:A:74:VAL:O	1:A:77:VAL:CG1	2.59	0.48
1:H:215:LEU:HB2	1:H:323:VAL:HG13	1.96	0.48
1:B:44:PHE:HB2	1:B:45:GLY:H	1.50	0.48
1:C:177:VAL:CG1	1:C:397:GLU:HG2	2.43	0.48
1:D:161:LEU:O	1:D:164:GLU:HB2	2.14	0.48
2:P:37:ARG:HG2	2:P:37:ARG:NH1	2.27	0.48
1:H:55:SER:HA	1:H:58:ARG:NH1	2.29	0.48
1:A:475:ASN:ND2	1:A:475:ASN:N	2.62	0.48
1:I:80:LYS:O	1:I:83:ASP:HB2	2.14	0.48
1:F:468:THR:OG1	1:F:485:TYR:CE2	2.65	0.48
1:K:358:SER:HB3	1:K:361:ASP:OD1	2.14	0.47
2:O:47:ARG:HG2	2:O:49:LEU:H	1.79	0.47
1:F:221:LEU:C	1:F:222:LEU:HD12	2.34	0.47
1:G:285:ARG:HG3	1:G:286:LYS:N	2.27	0.47
1:G:295:LEU:C	1:G:295:LEU:HD23	2.34	0.47
1:G:346:VAL:CG1	1:G:350:ARG:HH22	2.27	0.47
1:A:237:LEU:C	1:A:237:LEU:CD2	2.83	0.47
1:L:258:ALA:O	1:L:261:THR:OG1	2.30	0.47
1:A:18:ARG:O	1:A:22:VAL:HG23	2.14	0.47
1:K:247:LEU:N	1:K:273:VAL:HG12	2.28	0.47
1:K:221:LEU:HB3	1:K:249:ILE:HA	1.96	0.47
1:H:247:LEU:N	1:H:273:VAL:HG12	2.28	0.47
1:J:221:LEU:HD13	1:J:223:ALA:N	2.28	0.47
1:D:357:THR:HB	1:D:361:ASP:HB2	1.95	0.47
1:I:66:PHE:HA	1:I:520:MET:CE	2.44	0.47
1:F:207:LYS:HB2	1:F:207:LYS:HZ2	1.78	0.47
1:K:422:VAL:O	1:K:426:LEU:CD2	2.61	0.47
1:B:304:GLU:C	1:B:305:ILE:HD12	2.33	0.47
1:H:449:ALA:HB3	1:H:450:PRO:CD	2.34	0.47
2:P:48:ILE:HG12	2:P:54:VAL:CG1	2.42	0.47
2:U:78:ILE:HD12	2:U:78:ILE:N	2.29	0.47
1:J:97:GLN:O	1:J:98:ALA:C	2.52	0.47
1:A:417:VAL:HG13	1:A:418:ALA:N	2.28	0.47
1:N:194:GLN:HG2	1:N:195:PHE:N	2.28	0.47
1:L:215:LEU:HB2	1:L:323:VAL:HG13	1.96	0.47
1:K:205:ILE:HD13	1:K:211:GLY:CA	2.43	0.47
1:E:510:VAL:CG2	1:E:511:ALA:N	2.76	0.47
1:A:404:ARG:NH1	1:A:404:ARG:HG3	2.28	0.47

*Continued on next page...*



*Continued from previous page...*

Atom-1	Atom-2	Interatomic distance (Å)	Clash overlap (Å)
1:F:432:GLN:NE2	1:F:436:GLN:HE22	2.12	0.47
1:I:204:PHE:CD2	1:I:274:ALA:HB1	2.49	0.47
1:G:436:GLN:O	1:G:440:ILE:HG13	2.14	0.47
1:D:23:LEU:HD23	1:D:60:ILE:HB	1.96	0.47
1:H:84:ALA:O	1:H:498:LYS:HE2	2.14	0.47
1:D:149:THR:OG1	1:D:156:GLU:HA	2.14	0.47
1:I:353:ILE:HA	1:I:365:LEU:CD1	2.45	0.47
1:H:353:ILE:HD11	1:H:369:VAL:HG21	1.95	0.47
1:M:190:VAL:C	1:M:373:ALA:C	2.66	0.47
1:F:215:LEU:O	1:F:322:ARG:HG3	2.14	0.47
1:I:230:ILE:CG1	1:I:258:ALA:HA	2.23	0.47
1:F:235:PRO:HG2	1:F:236:VAL:H	1.79	0.47
1:G:199:TYR:CE1	1:G:327:LYS:HG3	2.48	0.47
1:G:289:LEU:N	1:G:290:GLN:OE1	2.36	0.47
1:J:197:ARG:HG2	1:J:277:LYS:O	2.14	0.47
1:I:371:LYS:HA	1:I:376:VAL:HG22	1.58	0.47
1:B:215:LEU:O	1:B:322:ARG:HG3	2.14	0.47
1:N:301:ILE:HG21	1:N:309:LEU:HD23	1.96	0.47
1:E:256:GLY:O	1:E:257:GLU:C	2.52	0.47
2:S:20:LYS:HA	2:S:28:THR:CG2	2.44	0.47
1:M:301:ILE:HG21	1:M:309:LEU:HD23	1.96	0.47
1:N:266:THR:O	1:N:268:ARG:N	2.47	0.47
1:A:366:GLN:HA	1:A:369:VAL:HB	1.95	0.47
1:K:131:LEU:CD1	1:K:422:VAL:HG11	2.43	0.47
2:P:46:GLY:HA3	2:P:55:LYS:O	2.14	0.47
1:K:385:THR:CG2	1:K:388:GLU:HB3	2.44	0.47
1:N:286:LYS:HA	1:N:286:LYS:CE	2.40	0.47
1:N:411:VAL:HG21	1:N:494:LEU:HD12	1.96	0.47
1:K:104:LEU:HA	1:K:104:LEU:HD12	1.77	0.47
1:L:207:LYS:HG3	1:L:214:GLU:OE2	2.13	0.47
1:H:205:ILE:HD13	1:H:211:GLY:CA	2.42	0.47
1:L:124:VAL:HG13	1:L:504:LEU:HD11	1.96	0.47
2:Q:7:HIS:HA	2:Q:45:ASN:N	2.29	0.47
1:M:88:GLY:O	1:M:89:THR:C	2.53	0.47
1:G:210:THR:HG22	1:G:210:THR:O	2.15	0.47
1:L:285:ARG:HA	1:L:288:MET:HB2	1.95	0.47
1:J:190:VAL:HG22	1:J:191:GLU:N	2.29	0.47
1:K:169:VAL:CG2	1:K:370:ALA:CB	2.93	0.47
1:K:277:LYS:HZ2	1:K:277:LYS:HB2	1.79	0.47
1:G:252:GLU:O	1:G:253:ASP:CB	2.61	0.47
1:M:233:MET:HB3	1:M:237:LEU:HB2	1.94	0.47

*Continued on next page...*



*Continued from previous page...*

Atom-1	Atom-2	Interatomic distance (Å)	Clash overlap (Å)
1:C:357:THR:HB	1:C:361:ASP:CB	2.45	0.47
1:H:266:THR:O	1:H:268:ARG:N	2.47	0.47
1:M:221:LEU:HB3	1:M:249:ILE:HA	1.96	0.47
1:M:293:ALA:O	1:M:297:GLY:N	2.47	0.47
1:J:221:LEU:HB3	1:J:249:ILE:HA	1.96	0.47
1:N:426:LEU:N	1:N:426:LEU:HD23	2.12	0.47
1:I:221:LEU:HD13	1:I:223:ALA:N	2.28	0.47
1:J:419:LEU:HA	1:J:422:VAL:HG22	1.96	0.47
1:D:452:ARG:HB2	1:D:462:PRO:CB	2.33	0.47
1:N:348:GLN:O	1:N:352:GLN:HG3	2.15	0.47
1:I:419:LEU:O	1:I:422:VAL:HG22	2.14	0.47
1:E:418:ALA:O	1:E:422:VAL:HG13	2.15	0.47
1:F:127:ALA:O	1:F:131:LEU:HG	2.14	0.47
1:A:153:ASN:O	1:A:154:SER:HB2	2.14	0.47
1:M:179:ASP:OD2	1:M:390:LYS:HG2	2.14	0.47
2:U:60:LYS:N	2:U:63:ASP:OD2	2.48	0.47
1:E:111:MET:CE	1:E:438:VAL:HG21	2.44	0.47
2:R:40:VAL:CG2	2:R:63:ASP:HB2	2.44	0.47
1:L:420:ILE:HD13	1:L:448:GLU:HA	1.97	0.47
1:G:147:VAL:HA	1:G:150:ILE:HG22	1.96	0.47
1:H:420:ILE:HG13	1:H:451:LEU:HD22	1.95	0.47
1:E:383:ALA:HB3	1:E:389:MET:HE2	1.94	0.47
1:J:187:LEU:HD23	1:J:187:LEU:C	2.34	0.47
1:K:372:LEU:H	1:K:375:GLY:H	1.60	0.47
1:K:288:MET:HA	1:K:288:MET:HE3	1.96	0.47
1:H:258:ALA:O	1:H:261:THR:OG1	2.30	0.47
1:F:225:LYS:C	1:F:252:GLU:HB2	2.35	0.47
1:I:216:GLU:OE2	1:J:228:SER:HB2	2.14	0.47
1:E:272:LYS:NZ	1:E:272:LYS:HB2	2.30	0.47
1:E:321:LYS:HD2	1:E:333:ILE:CG2	2.42	0.47
1:K:266:THR:O	1:K:268:ARG:N	2.47	0.47
1:H:293:ALA:O	1:H:297:GLY:N	2.47	0.47
1:A:326:ASN:HD21	1:A:328:ASP:HB2	1.80	0.47
1:L:247:LEU:N	1:L:273:VAL:HG12	2.28	0.47
1:L:293:ALA:O	1:L:297:GLY:N	2.47	0.47
1:J:496:PRO:O	1:J:499:VAL:HG22	2.13	0.47
1:M:7:LYS:HG3	1:M:66:PHE:CE2	2.49	0.47
1:H:17:LEU:HA	1:H:20:VAL:CG1	2.45	0.47
1:B:365:LEU:O	1:B:369:VAL:HG23	2.13	0.47
2:T:17:VAL:HG13	2:T:34:LYS:HA	1.95	0.47
1:B:115:ASP:HB3	1:B:436:GLN:HG3	1.95	0.47

*Continued on next page...*



*Continued from previous page...*

Atom-1	Atom-2	Interatomic distance (Å)	Clash overlap (Å)
1:A:413:ALA:HB1	1:A:417:VAL:HG11	1.96	0.47
1:N:419:LEU:HD21	1:N:500:THR:HG23	1.96	0.47
1:M:215:LEU:HB2	1:M:323:VAL:HG13	1.96	0.47
1:M:218:PRO:HB3	1:M:246:PRO:C	2.35	0.47
1:N:205:ILE:HD13	1:N:211:GLY:CA	2.42	0.47
1:D:438:VAL:O	1:D:442:VAL:HG23	2.15	0.47
1:F:54:VAL:HG13	1:F:55:SER:N	2.29	0.47
1:A:209:GLU:N	1:A:209:GLU:CD	2.68	0.47
1:G:72:GLN:NE2	1:G:72:GLN:CA	2.75	0.47
1:C:147:VAL:HA	1:C:150:ILE:HG22	1.95	0.47
1:F:160:LYS:O	1:F:164:GLU:HG3	2.14	0.47
2:R:43:VAL:HG23	2:R:61:VAL:HG22	1.96	0.47
1:L:40:LEU:HD23	1:L:50:THR:HG22	1.95	0.47
1:H:476:TYR:HA	1:H:486:GLY:O	2.14	0.47
1:D:23:LEU:HD22	1:D:60:ILE:HG13	1.95	0.47
1:K:420:ILE:CD1	1:K:448:GLU:HA	2.44	0.47
1:N:74:VAL:O	1:N:75:LYS:C	2.52	0.47
1:I:102:GLU:HB2	1:I:442:VAL:HG13	1.96	0.47
1:N:501:ARG:O	1:N:502:SER:C	2.52	0.47
1:M:353:ILE:HD11	1:M:369:VAL:HG21	1.95	0.47
1:F:277:LYS:HG2	1:F:278:ALA:N	2.30	0.47
1:G:259:LEU:O	1:G:262:LEU:HB3	2.15	0.47
1:H:233:MET:CE	1:H:309:LEU:HD13	2.44	0.47
1:J:233:MET:CE	1:J:309:LEU:HD13	2.44	0.47
1:D:233:MET:HE3	1:D:233:MET:O	2.14	0.47
1:D:309:LEU:H	1:D:309:LEU:CD1	2.26	0.47
1:C:295:LEU:O	1:C:295:LEU:HD23	2.14	0.47
1:N:293:ALA:O	1:N:297:GLY:N	2.47	0.47
1:K:317:LEU:CD1	1:K:317:LEU:N	2.78	0.47
1:A:207:LYS:HB2	1:A:207:LYS:NZ	2.29	0.47
1:D:360:TYR:HA	1:D:363:GLU:CD	2.33	0.47
2:S:17:VAL:HG11	2:S:33:ALA:O	2.14	0.47
2:S:14:ARG:CD	2:S:35:SER:HB3	2.36	0.47
1:H:161:LEU:N	1:H:161:LEU:HD12	2.28	0.47
1:J:286:LYS:HA	1:J:286:LYS:CE	2.40	0.47
1:N:107:VAL:CG2	1:N:108:ALA:N	2.77	0.47
1:E:487:ASN:HB3	1:E:490:ASP:OD2	2.15	0.47
1:N:215:LEU:HB2	1:N:323:VAL:HG13	1.96	0.47
1:K:218:PRO:HB3	1:K:246:PRO:C	2.35	0.47
1:C:510:VAL:CG2	1:C:511:ALA:H	2.28	0.47
2:Q:7:HIS:O	2:Q:8:ASP:CB	2.60	0.47

*Continued on next page...*



*Continued from previous page...*

Atom-1	Atom-2	Interatomic distance (Å)	Clash overlap (Å)
1:C:177:VAL:CG2	1:C:393:LYS:HG3	2.45	0.47
1:J:38:VAL:HG12	1:J:39:VAL:N	2.29	0.47
1:G:23:LEU:CD1	1:G:23:LEU:C	2.82	0.47
1:F:69:MET:SD	1:F:522:THR:HB	2.54	0.47
1:K:38:VAL:HG12	1:K:39:VAL:N	2.30	0.47
1:E:428:ASP:HA	1:E:430:ARG:HH12	1.80	0.47
1:H:366:GLN:O	1:H:374:GLY:HA3	2.13	0.47
1:M:191:GLU:CG	1:M:342:ILE:CG2	2.70	0.47
1:F:296:THR:HG22	1:F:335:GLY:CA	2.29	0.47
1:D:270:ILE:HD11	2:R:27:LEU:CD1	2.45	0.47
1:D:272:LYS:HB2	1:D:272:LYS:HZ2	1.77	0.47
1:F:237:LEU:CD2	1:F:237:LEU:C	2.83	0.47
1:F:278:ALA:HB1	1:F:279:PRO:HD2	1.96	0.47
1:G:199:TYR:HE2	1:G:205:ILE:HG12	1.79	0.47
1:G:333:ILE:O	1:G:334:ASP:HB2	2.14	0.47
1:G:353:ILE:HG12	1:G:366:GLN:HE22	1.79	0.47
2:Q:47:ARG:HB3	2:Q:55:LYS:HG2	1.97	0.47
1:D:302:SER:O	1:D:305:ILE:N	2.45	0.47
1:L:233:MET:CE	1:L:309:LEU:HD13	2.44	0.47
1:L:301:ILE:HG21	1:L:309:LEU:HD23	1.96	0.47
1:E:206:ASN:HB2	1:E:214:GLU:H	1.78	0.47
1:E:349:ILE:O	1:E:349:ILE:HG22	2.14	0.47
1:E:353:ILE:O	1:E:355:GLU:N	2.47	0.47
1:A:18:ARG:HB2	1:A:67:GLU:HG2	1.95	0.47
1:C:290:GLN:O	1:C:294:THR:HG23	2.15	0.47
1:L:317:LEU:N	1:L:317:LEU:CD1	2.78	0.47
1:M:266:THR:O	1:M:268:ARG:N	2.47	0.47
1:I:293:ALA:O	1:I:297:GLY:N	2.47	0.47
2:R:48:ILE:HG12	2:R:54:VAL:CG1	2.43	0.47
2:R:47:ARG:O	2:R:54:VAL:HG13	2.14	0.47
1:K:55:SER:O	1:K:58:ARG:HB3	2.14	0.47
1:C:207:LYS:HB3	1:C:208:PRO:CD	2.32	0.47
1:J:31:LEU:HG	1:J:454:ILE:CD1	2.44	0.47
1:A:411:VAL:HG12	1:A:496:PRO:CA	2.38	0.47
2:P:47:ARG:HD3	2:P:49:LEU:CD1	2.36	0.47
1:B:455:VAL:O	1:B:458:CYS:HB2	2.15	0.47
1:B:252:GLU:O	1:B:277:LYS:HE2	2.14	0.47
1:B:288:MET:O	1:B:289:LEU:HG	2.14	0.47
1:B:357:THR:O	1:B:359:ASP:N	2.47	0.47
1:D:417:VAL:HG13	1:D:418:ALA:N	2.29	0.47
1:L:205:ILE:HD13	1:L:211:GLY:CA	2.42	0.47

*Continued on next page...*



*Continued from previous page...*

Atom-1	Atom-2	Interatomic distance (Å)	Clash overlap (Å)
2:O:40:VAL:CG2	2:O:63:ASP:HB2	2.44	0.47
2:O:58:ASP:N	2:O:88:GLU:OE2	2.39	0.47
1:F:124:VAL:O	1:F:128:VAL:HG23	2.15	0.47
1:J:461:GLU:HB3	1:J:464:VAL:HB	1.95	0.47
1:A:30:THR:HB	1:A:51:LYS:HG3	1.96	0.47
1:I:197:ARG:HG2	1:I:277:LYS:O	2.14	0.47
1:C:5:ASP:HB2	1:C:524:LEU:HD23	1.96	0.47
1:I:441:LYS:O	1:I:442:VAL:C	2.51	0.47
1:E:430:ARG:HH11	1:E:430:ARG:HG2	1.80	0.47
1:L:432:GLN:OE1	1:L:432:GLN:N	2.47	0.47
2:R:59:VAL:HG23	2:R:59:VAL:O	2.15	0.47
1:F:56:VAL:O	1:F:57:ALA:C	2.53	0.47
1:C:430:ARG:HH11	1:C:430:ARG:HG2	1.80	0.47
1:L:373:ALA:H	1:L:375:GLY:H	1.62	0.47
1:I:373:ALA:CA	1:I:375:GLY:HA3	2.45	0.47
1:J:353:ILE:HA	1:J:365:LEU:CD1	2.45	0.47
1:H:358:SER:HB3	1:H:361:ASP:OD1	2.13	0.47
1:H:348:GLN:O	1:H:352:GLN:HG3	2.15	0.47
1:H:353:ILE:HA	1:H:365:LEU:CD1	2.45	0.47
1:K:285:ARG:HA	1:K:288:MET:HB2	1.95	0.47
1:B:260:ALA:O	1:B:263:VAL:HB	2.14	0.47
1:B:204:PHE:CB	1:B:274:ALA:HB2	2.45	0.47
1:D:219:PHE:O	1:D:247:LEU:HD22	2.15	0.47
1:F:281:PHE:H	1:F:284:ARG:CZ	2.28	0.47
1:G:327:LYS:N	1:G:327:LYS:HD3	2.30	0.47
1:J:258:ALA:O	1:J:261:THR:OG1	2.30	0.47
1:A:266:THR:HG22	1:A:273:VAL:N	2.28	0.47
1:B:203:TYR:N	1:B:203:TYR:CD1	2.82	0.47
1:N:233:MET:CE	1:N:309:LEU:HD13	2.44	0.47
1:B:239:ALA:O	1:B:242:LYS:HB3	2.15	0.47
1:M:233:MET:CE	1:M:309:LEU:HD13	2.44	0.47
1:D:7:LYS:HD2	1:D:66:PHE:CE2	2.50	0.47
1:C:256:GLY:O	1:C:257:GLU:C	2.53	0.47
1:L:266:THR:O	1:L:268:ARG:N	2.47	0.47
1:J:221:LEU:HD13	1:J:223:ALA:H	1.80	0.47
1:J:266:THR:O	1:J:268:ARG:N	2.47	0.47
1:A:293:ALA:O	1:A:297:GLY:N	2.47	0.47
1:I:266:THR:O	1:I:268:ARG:N	2.47	0.47
1:M:422:VAL:O	1:M:426:LEU:CD2	2.63	0.47
1:J:16:MET:HG3	1:J:520:MET:SD	2.54	0.47
1:D:496:PRO:HG2	1:D:499:VAL:CG1	2.44	0.47

*Continued on next page...*



*Continued from previous page...*

Atom-1	Atom-2	Interatomic distance (Å)	Clash overlap (Å)
1:D:455:VAL:O	1:D:458:CYS:HB2	2.13	0.47
1:C:195:PHE:HD1	1:C:195:PHE:C	2.17	0.47
1:C:205:ILE:HD13	1:C:211:GLY:HA2	1.97	0.47
1:C:194:GLN:NE2	1:C:329:THR:HG21	2.30	0.47
1:L:106:ALA:HA	1:L:111:MET:CE	2.45	0.47
1:N:381:VAL:HB	1:N:389:MET:HE3	1.96	0.47
1:H:15:LYS:HD2	1:H:67:GLU:HG3	1.97	0.47
1:N:353:ILE:HD11	1:N:369:VAL:HG21	1.95	0.47
1:H:90:THR:O	1:H:94:VAL:HG23	2.14	0.47
1:A:496:PRO:HG2	1:A:499:VAL:CG1	2.45	0.47
1:F:202:PRO:HG2	1:F:203:TYR:CD1	2.50	0.47
1:M:109:ALA:HB3	1:M:111:MET:HE3	1.96	0.47
1:M:169:VAL:HG22	1:M:169:VAL:O	2.14	0.47
1:B:510:VAL:CG2	1:B:511:ALA:N	2.78	0.47
1:I:385:THR:HG23	1:I:388:GLU:HB3	1.96	0.47
1:E:305:ILE:CG2	1:E:306:GLY:H	2.12	0.47
1:F:510:VAL:CG2	1:F:511:ALA:H	2.28	0.47
1:B:112:ASN:HD21	1:B:114:MET:HB3	1.79	0.47
1:I:417:VAL:O	1:I:418:ALA:C	2.53	0.47
1:E:308:GLU:O	1:E:309:LEU:O	2.33	0.47
1:A:414:GLY:HA2	1:A:495:ASP:OD2	2.14	0.47
1:H:414:GLY:N	1:H:494:LEU:HA	2.30	0.47
1:K:215:LEU:HB3	1:K:218:PRO:CG	2.41	0.47
1:M:205:ILE:HD13	1:M:211:GLY:CA	2.42	0.47
1:K:107:VAL:HG11	1:K:515:ILE:HG23	1.96	0.47
1:H:197:ARG:HG2	1:H:277:LYS:O	2.14	0.47
1:N:478:TYR:HB2	1:N:485:TYR:CE2	2.50	0.47
1:A:472:GLY:HA3	1:A:476:TYR:HD2	1.80	0.47
1:F:479:ASN:O	1:F:483:GLU:N	2.46	0.47
1:B:409:GLU:CD	1:B:501:ARG:HH21	2.18	0.47
1:M:84:ALA:O	1:M:498:LYS:HE2	2.14	0.47
1:K:153:ASN:O	1:K:154:SER:HB2	2.15	0.47
1:K:36:ARG:HB3	1:L:516:THR:O	2.13	0.47
1:D:519:CYS:HB3	1:E:38:VAL:HG13	1.97	0.47
1:C:465:VAL:O	1:C:466:ALA:C	2.52	0.47
1:E:478:TYR:CE2	1:E:480:ALA:HA	2.49	0.47
1:F:76:GLU:OE1	1:G:387:VAL:HG13	2.14	0.47
1:C:187:LEU:HD12	1:C:188:ASP:N	2.30	0.47
1:B:4:LYS:HG3	1:C:59:GLU:O	2.14	0.47
1:K:187:LEU:C	1:K:187:LEU:HD23	2.35	0.47
1:F:39:VAL:HA	1:F:48:THR:O	2.14	0.47

*Continued on next page...*



*Continued from previous page...*

Atom-1	Atom-2	Interatomic distance (Å)	Clash overlap (Å)
1:D:409:GLU:CD	1:D:501:ARG:HH21	2.18	0.47
2:R:44:GLY:O	2:R:45:ASN:C	2.51	0.47
2:Q:87:SER:C	2:Q:89:SER:N	2.67	0.47
1:J:371:LYS:HA	1:J:376:VAL:HG22	1.59	0.47
1:A:299:THR:N	1:A:316:ASP:O	2.48	0.47
1:J:230:ILE:CG1	1:J:258:ALA:HA	2.23	0.47
1:H:301:ILE:HG21	1:H:309:LEU:HD23	1.96	0.47
1:J:301:ILE:HG21	1:J:309:LEU:HD23	1.96	0.47
1:E:220:ILE:N	1:E:220:ILE:CD1	2.76	0.47
1:E:326:ASN:OD1	1:E:329:THR:N	2.48	0.47
1:M:247:LEU:N	1:M:273:VAL:HG12	2.28	0.47
1:M:317:LEU:CD1	1:M:317:LEU:N	2.78	0.47
1:A:346:VAL:O	1:A:350:ARG:NH1	2.47	0.47
1:M:449:ALA:CB	1:M:450:PRO:HD3	2.29	0.47
1:F:355:GLU:HG3	1:F:357:THR:H	1.78	0.47
1:C:486:GLY:CA	1:C:491:MET:CE	2.93	0.47
2:O:83:VAL:C	2:O:84:LEU:HD12	2.35	0.47
1:B:366:GLN:HA	1:B:369:VAL:HG21	1.97	0.47
1:F:413:ALA:HB1	1:F:417:VAL:HG11	1.96	0.47
2:U:4:ARG:HD2	2:U:5:PRO:HD2	1.96	0.47
1:E:381:VAL:CG1	1:E:392:LYS:HG2	2.45	0.47
2:T:20:LYS:CD	2:T:20:LYS:H	2.26	0.47
1:L:421:ARG:HD2	1:L:474:GLY:O	2.15	0.47
1:I:478:TYR:HB2	1:I:485:TYR:CE2	2.50	0.47
1:G:116:LEU:O	1:G:120:ILE:HG13	2.15	0.47
2:U:3:ILE:H	2:U:3:ILE:HD12	1.79	0.47
1:C:183:LEU:O	1:C:382:GLY:HA3	2.15	0.47
1:G:428:ASP:C	1:G:430:ARG:NH1	2.68	0.47
1:L:188:ASP:O	1:L:378:VAL:HG22	2.15	0.47
1:A:482:THR:OG1	1:A:484:GLU:HG2	2.15	0.47
1:M:348:GLN:O	1:M:352:GLN:HG3	2.15	0.47
1:K:353:ILE:HA	1:K:365:LEU:CD1	2.45	0.47
1:D:256:GLY:HA2	1:D:259:LEU:HD12	1.96	0.47
1:F:240:VAL:O	1:F:244:GLY:N	2.45	0.47
1:F:295:LEU:C	1:F:295:LEU:HD23	2.36	0.47
1:F:308:GLU:O	1:F:309:LEU:O	2.33	0.47
1:A:240:VAL:C	1:A:242:LYS:N	2.64	0.47
1:A:247:LEU:HD13	1:A:248:LEU:N	2.29	0.47
1:K:233:MET:CE	1:K:309:LEU:HD13	2.44	0.47
1:I:233:MET:CE	1:I:309:LEU:HD13	2.44	0.47
1:C:347:ALA:O	1:C:350:ARG:HG2	2.15	0.47

*Continued on next page...*



*Continued from previous page...*

Atom-1	Atom-2	Interatomic distance (Å)	Clash overlap (Å)
1:C:358:SER:HA	1:C:362:ARG:CD	2.45	0.47
1:N:317:LEU:CD1	1:N:317:LEU:N	2.78	0.47
1:L:7:LYS:HG3	1:L:66:PHE:CE2	2.50	0.47
1:J:317:LEU:N	1:J:317:LEU:CD1	2.78	0.47
1:M:131:LEU:CD1	1:M:422:VAL:HG11	2.45	0.47
1:I:450:PRO:O	1:I:454:ILE:HG12	2.15	0.47
1:C:195:PHE:CD1	1:C:195:PHE:C	2.88	0.47
1:L:130:GLU:OE2	1:L:425:LYS:HB3	2.15	0.47
1:B:411:VAL:HG12	1:B:496:PRO:CA	2.37	0.47
1:N:433:ASN:HD22	1:N:434:GLU:H	1.63	0.47
1:F:73:MET:O	1:F:74:VAL:C	2.53	0.47
1:B:365:LEU:HD22	1:B:366:GLN:HE22	1.78	0.47
2:Q:78:ILE:HD12	2:Q:78:ILE:N	2.30	0.47
1:N:218:PRO:HB3	1:N:246:PRO:C	2.35	0.47
1:C:510:VAL:O	1:C:511:ALA:C	2.53	0.47
2:P:50:GLU:OE1	2:Q:50:GLU:HA	2.15	0.47
1:C:30:THR:HB	1:C:51:LYS:HG3	1.95	0.47
2:T:58:ASP:N	2:T:88:GLU:OE2	2.36	0.47
1:J:186:GLU:OE1	1:J:380:LYS:HD2	2.14	0.47
1:G:117:LYS:HG2	1:G:121:ASP:OD2	2.14	0.47
1:G:519:CYS:SG	1:G:520:MET:N	2.88	0.47
1:F:100:ILE:O	1:F:101:THR:C	2.53	0.47
1:C:174:VAL:HG12	1:C:175:ILE:N	2.29	0.47
1:G:234:LEU:HA	1:G:237:LEU:HB3	1.96	0.47
1:B:262:LEU:O	1:B:266:THR:HG23	2.15	0.47
1:F:280:GLY:CA	1:F:284:ARG:HD2	2.45	0.47
2:Q:47:ARG:HD3	2:Q:49:LEU:CG	2.45	0.47
1:C:218:PRO:CA	1:C:246:PRO:HG2	2.45	0.47
1:B:234:LEU:O	1:B:238:GLU:N	2.47	0.47
1:E:339:GLU:CD	1:E:339:GLU:H	2.18	0.47
1:C:219:PHE:O	1:C:247:LEU:HD22	2.14	0.47
1:C:357:THR:O	1:C:359:ASP:N	2.48	0.47
1:G:302:SER:C	1:G:304:GLU:N	2.68	0.47
1:K:222:LEU:HD22	1:K:289:LEU:HD11	1.97	0.47
1:L:222:LEU:HD22	1:L:289:LEU:HD11	1.97	0.47
1:I:221:LEU:HB3	1:I:249:ILE:HA	1.96	0.47
1:I:69:MET:O	1:I:73:MET:HG3	2.14	0.47
1:H:440:ILE:O	1:H:443:ALA:HB3	2.14	0.47
1:A:305:ILE:CD1	1:A:305:ILE:N	2.75	0.47
1:C:329:THR:HG22	1:C:330:THR:N	2.30	0.47
1:F:313:THR:HG22	1:F:314:LEU:N	2.30	0.47

*Continued on next page...*



*Continued from previous page...*

Atom-1	Atom-2	Interatomic distance (Å)	Clash overlap (Å)
1:A:134:LEU:N	1:A:134:LEU:CD1	2.78	0.47
1:H:194:GLN:HG2	1:H:195:PHE:N	2.28	0.47
2:S:47:ARG:HG2	2:S:48:ILE:N	2.30	0.47
1:B:177:VAL:HG11	1:B:397:GLU:CG	2.44	0.47
1:J:40:LEU:N	1:J:40:LEU:CD2	2.74	0.47
1:J:161:LEU:HD12	1:J:161:LEU:N	2.30	0.47
1:N:420:ILE:CD1	1:N:448:GLU:HG2	2.46	0.47
1:I:74:VAL:O	1:I:75:LYS:C	2.54	0.47
1:H:37:ASN:ND2	1:H:37:ASN:H	2.13	0.47
1:K:443:ALA:O	1:K:447:MET:HG3	2.14	0.47
1:M:501:ARG:NH1	1:M:505:GLN:OE1	2.48	0.47
1:E:96:ALA:O	1:E:97:GLN:C	2.54	0.47
1:I:348:GLN:O	1:I:352:GLN:HG3	2.14	0.46
1:D:205:ILE:HD13	1:D:211:GLY:HA2	1.96	0.46
1:I:301:ILE:HG21	1:I:309:LEU:HD23	1.96	0.46
1:N:301:ILE:HD12	1:N:301:ILE:H	1.80	0.46
1:E:322:ARG:CG	1:E:323:VAL:H	2.14	0.46
1:E:368:ARG:O	1:E:372:LEU:N	2.46	0.46
1:N:314:LEU:C	1:N:316:ASP:N	2.69	0.46
1:K:314:LEU:C	1:K:316:ASP:N	2.68	0.46
1:L:66:PHE:HA	1:L:520:MET:HE1	1.97	0.46
1:F:212:ALA:HA	1:F:325:ILE:O	2.14	0.46
1:K:426:LEU:HD23	1:K:426:LEU:N	2.14	0.46
1:C:456:LEU:HD13	1:C:462:PRO:CG	2.45	0.46
1:L:175:ILE:HD13	1:L:404:ARG:NH2	2.30	0.46
2:U:43:VAL:HG12	2:U:57:LEU:HD12	1.95	0.46
1:H:496:PRO:O	1:H:497:THR:C	2.53	0.46
1:K:207:LYS:HG3	1:K:214:GLU:OE2	2.13	0.46
1:F:304:GLU:HB2	1:F:305:ILE:HD12	1.96	0.46
1:L:487:ASN:O	1:L:491:MET:HG3	2.14	0.46
2:R:84:LEU:N	2:R:84:LEU:CD1	2.77	0.46
1:A:368:ARG:O	1:A:372:LEU:HG	2.15	0.46
1:E:524:LEU:O	1:E:526:LYS:N	2.48	0.46
1:F:421:ARG:HA	1:F:421:ARG:HD3	1.75	0.46
1:F:400:LEU:HD13	1:F:400:LEU:O	2.15	0.46
1:L:353:ILE:HA	1:L:365:LEU:CD1	2.45	0.46
1:J:371:LYS:C	1:J:376:VAL:N	2.69	0.46
1:J:372:LEU:N	1:J:375:GLY:HA2	2.21	0.46
1:B:271:VAL:O	1:B:271:VAL:HG23	2.14	0.46
1:K:197:ARG:HG2	1:K:277:LYS:O	2.14	0.46
1:G:272:LYS:HZ2	1:G:272:LYS:HB2	1.80	0.46

*Continued on next page...*



*Continued from previous page...*

Atom-1	Atom-2	Interatomic distance (Å)	Clash overlap (Å)
1:B:195:PHE:CD1	1:B:195:PHE:C	2.88	0.46
1:B:195:PHE:HD1	1:B:195:PHE:C	2.18	0.46
1:B:199:TYR:O	1:B:199:TYR:CD1	2.68	0.46
2:R:22:ALA:O	2:R:26:VAL:HB	2.16	0.46
1:C:281:PHE:N	1:C:284:ARG:HD2	2.29	0.46
1:C:296:THR:HG22	1:C:335:GLY:CA	2.42	0.46
1:C:348:GLN:NE2	1:C:352:GLN:NE2	2.62	0.46
1:A:194:GLN:HG3	1:A:330:THR:O	2.14	0.46
1:J:222:LEU:HD22	1:J:289:LEU:HD11	1.97	0.46
1:I:66:PHE:N	1:I:69:MET:HG3	2.27	0.46
1:B:207:LYS:HB3	1:B:208:PRO:CD	2.36	0.46
1:M:145:ALA:HA	1:M:159:GLY:O	2.15	0.46
1:C:434:GLU:O	1:C:435:ASP:C	2.53	0.46
1:B:127:ALA:O	1:B:131:LEU:HG	2.15	0.46
1:A:486:GLY:HA3	1:A:491:MET:HE2	1.97	0.46
2:U:8:ASP:O	2:U:87:SER:HA	2.16	0.46
2:T:17:VAL:CG1	2:T:34:LYS:HA	2.46	0.46
1:G:16:MET:O	1:G:20:VAL:HG23	2.15	0.46
1:L:218:PRO:HB3	1:L:246:PRO:C	2.35	0.46
1:H:218:PRO:HB3	1:H:246:PRO:C	2.35	0.46
1:L:32:GLY:CA	1:L:454:ILE:HD12	2.42	0.46
1:C:77:VAL:HG22	1:C:78:ALA:N	2.29	0.46
1:M:157:THR:O	1:M:161:LEU:HD13	2.15	0.46
1:H:175:ILE:N	1:H:175:ILE:CD1	2.77	0.46
1:N:163:ALA:O	1:N:167:ASP:HB2	2.15	0.46
1:G:433:ASN:OD1	1:G:436:GLN:HB2	2.15	0.46
2:O:37:ARG:HG2	2:O:37:ARG:NH1	2.29	0.46
1:N:180:GLY:HA2	1:N:380:LYS:HB3	1.97	0.46
2:S:37:ARG:NH1	2:S:37:ARG:HG2	2.30	0.46
1:F:475:ASN:ND2	1:F:475:ASN:N	2.63	0.46
1:J:186:GLU:O	1:J:379:ILE:HA	2.14	0.46
1:H:72:GLN:NE2	1:H:75:LYS:HD3	2.31	0.46
1:N:102:GLU:HB2	1:N:442:VAL:HG13	1.96	0.46
1:A:421:ARG:HA	1:A:421:ARG:HD3	1.76	0.46
1:I:466:ALA:O	1:I:470:LYS:HG2	2.15	0.46
1:G:501:ARG:O	1:G:505:GLN:HG3	2.15	0.46
1:J:15:LYS:HD2	1:J:67:GLU:HG3	1.98	0.46
1:J:348:GLN:O	1:J:352:GLN:HG3	2.15	0.46
1:J:358:SER:HB3	1:J:361:ASP:OD1	2.13	0.46
1:B:221:LEU:C	1:B:222:LEU:HD12	2.36	0.46
1:D:241:ALA:HA	1:D:271:VAL:HG12	1.97	0.46

*Continued on next page...*



*Continued from previous page...*

Atom-1	Atom-2	Interatomic distance (Å)	Clash overlap (Å)
1:F:262:LEU:O	1:F:266:THR:HG23	2.15	0.46
1:G:200:LEU:HD21	1:G:253:ASP:OD1	2.16	0.46
1:G:256:GLY:HA2	1:G:259:LEU:HD12	1.96	0.46
1:G:287:ALA:O	1:G:290:GLN:NE2	2.44	0.46
1:E:248:LEU:C	1:E:248:LEU:HD13	2.36	0.46
1:D:237:LEU:C	1:D:237:LEU:CD2	2.83	0.46
1:C:352:GLN:HB3	1:C:365:LEU:HD11	1.97	0.46
1:A:355:GLU:HG2	1:A:361:ASP:OD2	2.15	0.46
1:I:317:LEU:CD1	1:I:317:LEU:N	2.78	0.46
1:M:425:LYS:O	1:M:427:ALA:N	2.48	0.46
1:F:452:ARG:HB2	1:F:462:PRO:CB	2.32	0.46
1:M:66:PHE:N	1:M:69:MET:HG3	2.28	0.46
1:I:411:VAL:HG21	1:I:494:LEU:CD1	2.44	0.46
1:M:433:ASN:HD22	1:M:434:GLU:H	1.63	0.46
1:N:434:GLU:O	1:N:438:VAL:HG23	2.16	0.46
2:R:73:VAL:O	2:R:74:LYS:HD3	2.16	0.46
2:U:5:PRO:CD	2:U:42:ALA:HB1	2.45	0.46
1:G:52:ASP:OD1	1:G:54:VAL:HG12	2.16	0.46
1:E:77:VAL:HG22	1:E:78:ALA:N	2.30	0.46
1:B:381:VAL:CG1	1:B:392:LYS:HG2	2.46	0.46
2:Q:86:MET:HG3	2:Q:90:ASP:HB2	1.97	0.46
1:J:28:LYS:HD2	1:J:453:GLN:OE1	2.15	0.46
2:O:50:GLU:OE1	2:P:50:GLU:HA	2.16	0.46
1:D:84:ALA:HB2	1:D:506:TYR:CE2	2.49	0.46
1:L:144:ILE:HG21	1:L:163:ALA:HA	1.97	0.46
1:L:478:TYR:HA	1:L:485:TYR:HA	1.98	0.46
1:K:420:ILE:HD13	1:K:448:GLU:HA	1.98	0.46
1:H:204:PHE:CD2	1:H:274:ALA:HB1	2.49	0.46
1:B:95:LEU:O	1:B:99:ILE:HG13	2.16	0.46
1:C:512:GLY:O	1:C:515:ILE:HG12	2.16	0.46
1:B:391:GLU:O	1:B:394:ALA:HB3	2.15	0.46
1:G:255:GLU:O	1:G:259:LEU:HG	2.15	0.46
2:Q:47:ARG:O	2:Q:55:LYS:HE3	2.15	0.46
1:N:197:ARG:HG2	1:N:277:LYS:O	2.14	0.46
1:K:301:ILE:HG21	1:K:309:LEU:HD23	1.96	0.46
1:E:277:LYS:HG2	1:E:278:ALA:N	2.30	0.46
1:C:221:LEU:C	1:C:222:LEU:HD12	2.35	0.46
1:A:329:THR:HG22	1:A:330:THR:N	2.31	0.46
1:A:284:ARG:HG2	1:A:288:MET:HE1	1.98	0.46
1:F:366:GLN:HA	1:F:369:VAL:HB	1.98	0.46
1:N:353:ILE:HA	1:N:365:LEU:CD1	2.45	0.46

*Continued on next page...*



*Continued from previous page...*

Atom-1	Atom-2	Interatomic distance (Å)	Clash overlap (Å)
1:M:385:THR:CG2	1:M:388:GLU:H	2.22	0.46
1:J:218:PRO:HB3	1:J:246:PRO:C	2.35	0.46
1:J:265:ASN:OD1	1:J:271:VAL:O	2.34	0.46
1:F:381:VAL:HG21	1:F:393:LYS:CA	2.45	0.46
1:G:124:VAL:HG13	1:G:504:LEU:HD12	1.95	0.46
1:L:399:ALA:O	1:L:400:LEU:C	2.54	0.46
1:L:476:TYR:HA	1:L:486:GLY:O	2.14	0.46
2:O:73:VAL:O	2:O:74:LYS:HD3	2.15	0.46
2:R:13:LYS:HG3	2:R:13:LYS:O	2.16	0.46
1:D:475:ASN:ND2	1:D:475:ASN:N	2.63	0.46
2:U:59:VAL:HG23	2:U:59:VAL:O	2.14	0.46
1:M:189:VAL:O	1:M:189:VAL:HG23	2.15	0.46
2:S:75:SER:OG	2:S:82:GLU:OE1	2.34	0.46
2:P:69:ASP:HA	2:P:73:VAL:HG21	1.98	0.46
1:L:391:GLU:O	1:L:394:ALA:HB3	2.14	0.46
1:C:10:ASN:O	1:C:14:VAL:HG23	2.15	0.46
1:K:138:CYS:SG	1:K:144:ILE:HD13	2.55	0.46
1:M:353:ILE:HA	1:M:365:LEU:CD1	2.45	0.46
1:F:260:ALA:O	1:F:263:VAL:HB	2.15	0.46
1:G:249:ILE:HG22	1:G:250:ILE:N	2.31	0.46
1:G:355:GLU:C	1:G:357:THR:H	2.18	0.46
1:A:265:ASN:HB3	1:A:271:VAL:CG2	2.45	0.46
1:B:199:TYR:CE2	1:B:205:ILE:HG12	2.50	0.46
1:B:313:THR:CG2	1:B:315:GLU:HG3	2.46	0.46
1:E:257:GLU:O	1:E:261:THR:HG22	2.15	0.46
1:E:365:LEU:HD22	1:E:366:GLN:NE2	2.30	0.46
1:D:237:LEU:HD22	2:R:26:VAL:CG2	2.45	0.46
1:M:314:LEU:C	1:M:316:ASP:N	2.68	0.46
1:M:419:LEU:HD21	1:M:500:THR:CG2	2.46	0.46
1:J:419:LEU:HD21	1:J:500:THR:CG2	2.45	0.46
1:D:358:SER:HA	1:D:362:ARG:CD	2.46	0.46
1:E:208:PRO:HD2	1:E:212:ALA:HB1	1.96	0.46
1:K:421:ARG:HD2	1:K:474:GLY:O	2.16	0.46
1:F:346:VAL:HA	1:F:349:ILE:HD12	1.97	0.46
1:L:433:ASN:HD22	1:L:434:GLU:H	1.64	0.46
1:G:207:LYS:NZ	1:G:207:LYS:CB	2.77	0.46
1:E:417:VAL:O	1:E:418:ALA:C	2.54	0.46
1:N:494:LEU:O	1:N:495:ASP:OD1	2.34	0.46
2:T:71:TYR:O	2:T:73:VAL:N	2.48	0.46
1:K:124:VAL:HG13	1:K:504:LEU:HD13	1.95	0.46
1:F:434:GLU:OE2	1:F:438:VAL:HG23	2.15	0.46

*Continued on next page...*



*Continued from previous page...*

Atom-1	Atom-2	Interatomic distance (Å)	Clash overlap (Å)
1:L:72:GLN:NE2	1:L:75:LYS:HD3	2.30	0.46
2:U:68:ASN:O	2:U:70:GLY:N	2.47	0.46
2:R:13:LYS:HB3	2:R:41:LEU:HD11	1.97	0.46
1:G:28:LYS:O	1:G:30:THR:N	2.49	0.46
1:D:472:GLY:HA3	1:D:476:TYR:HD2	1.80	0.46
1:C:72:GLN:HB3	1:D:47:PRO:HD3	1.96	0.46
1:L:353:ILE:HA	1:L:365:LEU:HD12	1.98	0.46
1:I:358:SER:HB3	1:I:361:ASP:OD1	2.13	0.46
1:J:174:VAL:HG21	1:J:371:LYS:HD3	0.55	0.46
1:J:190:VAL:C	1:J:373:ALA:CA	2.83	0.46
1:J:354:GLU:CG	1:J:355:GLU:N	2.79	0.46
1:J:362:ARG:NH1	1:J:362:ARG:HB3	2.31	0.46
1:K:353:ILE:HA	1:K:365:LEU:HD12	1.98	0.46
1:F:281:PHE:H	1:F:284:ARG:HD2	1.81	0.46
1:G:245:LYS:HE2	1:G:245:LYS:CA	2.38	0.46
1:G:219:PHE:HB3	1:G:317:LEU:HD13	1.96	0.46
1:A:315:GLU:OE1	1:A:316:ASP:N	2.49	0.46
1:A:249:ILE:C	1:A:250:ILE:HG13	2.35	0.46
1:E:353:ILE:HG22	1:E:354:GLU:N	2.30	0.46
1:N:221:LEU:HB3	1:N:249:ILE:HA	1.96	0.46
1:L:221:LEU:HD13	1:L:223:ALA:H	1.80	0.46
1:D:280:GLY:CA	1:D:284:ARG:HD2	2.46	0.46
1:J:17:LEU:HA	1:J:20:VAL:CG1	2.46	0.46
1:H:433:ASN:HD22	1:H:434:GLU:H	1.62	0.46
1:N:389:MET:HE1	1:N:389:MET:O	2.16	0.46
1:I:402:ALA:HA	1:I:496:PRO:HG2	1.96	0.46
1:J:433:ASN:HD22	1:J:434:GLU:H	1.63	0.46
1:B:279:PRO:CG	1:B:288:MET:HE3	2.45	0.46
1:B:368:ARG:O	1:B:372:LEU:N	2.47	0.46
1:F:134:LEU:HD12	1:F:134:LEU:H	1.81	0.46
1:I:265:ASN:OD1	1:I:271:VAL:O	2.34	0.46
1:L:197:ARG:HG2	1:L:277:LYS:O	2.14	0.46
2:R:11:ILE:HB	2:R:42:ALA:HB3	1.97	0.46
1:C:3:ALA:HB3	1:C:524:LEU:HD12	1.98	0.46
1:I:38:VAL:HG12	1:I:39:VAL:N	2.30	0.46
1:B:56:VAL:O	1:B:57:ALA:C	2.53	0.46
1:E:62:LEU:N	1:E:62:LEU:CD1	2.79	0.46
1:D:128:VAL:HG12	1:D:132:LYS:HE2	1.98	0.46
1:E:122:LYS:HE2	1:E:429:LEU:HD11	1.96	0.46
1:A:468:THR:OG1	1:A:485:TYR:CE2	2.68	0.46
1:L:354:GLU:CG	1:L:355:GLU:N	2.79	0.46

*Continued on next page...*



*Continued from previous page...*

Atom-1	Atom-2	Interatomic distance (Å)	Clash overlap (Å)
1:I:362:ARG:NH1	1:I:362:ARG:HB3	2.31	0.46
1:H:362:ARG:HB3	1:H:362:ARG:NH1	2.31	0.46
1:M:353:ILE:HA	1:M:365:LEU:HD12	1.98	0.46
1:G:194:GLN:HG3	1:G:331:THR:OG1	2.16	0.46
1:E:321:LYS:HB2	1:E:333:ILE:HB	1.96	0.46
1:D:309:LEU:O	1:D:310:GLU:C	2.53	0.46
1:D:313:THR:HG22	1:D:314:LEU:N	2.30	0.46
1:C:256:GLY:HA2	1:C:259:LEU:HD12	1.97	0.46
1:C:355:GLU:O	1:C:362:ARG:NH2	2.46	0.46
1:A:214:GLU:HA	1:A:323:VAL:O	2.16	0.46
1:M:222:LEU:HD22	1:M:289:LEU:HD11	1.97	0.46
1:J:314:LEU:C	1:J:316:ASP:N	2.68	0.46
1:A:253:ASP:CG	1:A:254:VAL:N	2.69	0.46
1:D:358:SER:HA	1:D:362:ARG:HD2	1.96	0.46
2:O:14:ARG:CB	2:O:14:ARG:HH11	2.29	0.46
1:L:109:ALA:HB3	1:L:111:MET:HE3	1.97	0.46
1:N:353:ILE:HA	1:N:365:LEU:HD12	1.98	0.46
1:E:417:VAL:CA	1:E:420:ILE:HG22	2.46	0.46
1:K:32:GLY:CA	1:K:454:ILE:HG23	2.46	0.46
1:E:304:GLU:HB2	1:E:305:ILE:HD12	1.96	0.46
1:F:77:VAL:HG22	1:F:78:ALA:N	2.31	0.46
1:F:131:LEU:HD23	1:F:422:VAL:HG11	1.94	0.46
1:A:510:VAL:O	1:A:511:ALA:C	2.53	0.46
2:Q:83:VAL:C	2:Q:84:LEU:HD12	2.36	0.46
1:L:215:LEU:HB3	1:L:218:PRO:CG	2.41	0.46
1:G:94:VAL:HG12	1:G:449:ALA:HB1	1.97	0.46
1:F:434:GLU:HA	1:F:437:ASN:HD22	1.80	0.46
1:B:227:ILE:HG22	1:B:227:ILE:O	2.14	0.46
1:M:197:ARG:HG2	1:M:277:LYS:O	2.14	0.46
1:D:69:MET:O	1:D:73:MET:HG3	2.16	0.46
1:H:55:SER:O	1:H:58:ARG:HB3	2.16	0.46
1:A:116:LEU:O	1:A:120:ILE:HG13	2.16	0.46
1:E:128:VAL:CG1	1:E:132:LYS:HE2	2.46	0.46
1:A:56:VAL:O	1:A:57:ALA:C	2.54	0.46
1:F:87:ASP:OD1	1:F:88:GLY:N	2.47	0.46
1:J:353:ILE:HA	1:J:365:LEU:HD12	1.98	0.46
1:M:373:ALA:C	1:M:375:GLY:C	2.71	0.46
1:I:258:ALA:O	1:I:261:THR:OG1	2.30	0.46
1:F:271:VAL:HG23	1:F:271:VAL:O	2.16	0.46
1:G:266:THR:HG22	1:G:273:VAL:N	2.30	0.46
1:G:345:ARG:O	1:G:349:ILE:HG13	2.16	0.46

*Continued on next page...*



*Continued from previous page...*

Atom-1	Atom-2	Interatomic distance (Å)	Clash overlap (Å)
1:G:366:GLN:O	1:G:369:VAL:HB	2.16	0.46
1:E:206:ASN:H	1:E:213:VAL:HA	1.80	0.46
1:E:295:LEU:CD2	1:E:295:LEU:C	2.84	0.46
2:S:27:LEU:HD23	2:S:27:LEU:O	2.16	0.46
1:G:302:SER:HB2	1:G:305:ILE:HB	1.98	0.46
1:N:221:LEU:HD13	1:N:223:ALA:H	1.80	0.46
1:H:317:LEU:CD1	1:H:317:LEU:N	2.78	0.46
1:A:211:GLY:O	1:A:325:ILE:O	2.34	0.46
1:N:16:MET:HG3	1:N:520:MET:SD	2.56	0.46
1:A:208:PRO:HB2	1:A:212:ALA:CB	2.45	0.46
1:H:39:VAL:HG22	1:H:49:ILE:HG12	1.97	0.46
1:K:413:ALA:HB3	1:K:417:VAL:HB	1.98	0.46
1:G:130:GLU:O	1:G:134:LEU:HD13	2.15	0.46
2:T:94:ILE:N	2:U:4:ARG:O	2.45	0.46
2:U:5:PRO:HD3	2:U:42:ALA:HB1	1.96	0.46
1:I:218:PRO:HB3	1:I:246:PRO:C	2.35	0.46
1:A:449:ALA:O	1:A:450:PRO:C	2.54	0.46
1:B:177:VAL:HG22	1:B:393:LYS:HG3	1.97	0.46
2:T:68:ASN:HD22	2:U:74:LYS:CE	2.27	0.46
1:H:265:ASN:OD1	1:H:271:VAL:O	2.34	0.46
1:N:265:ASN:OD1	1:N:271:VAL:O	2.34	0.46
1:C:301:ILE:O	1:C:303:GLU:N	2.47	0.46
1:K:122:LYS:O	1:K:125:THR:HB	2.15	0.46
1:L:305:ILE:O	1:L:305:ILE:HG22	2.16	0.46
1:E:72:GLN:NE2	1:E:72:GLN:CA	2.79	0.46
1:N:478:TYR:HA	1:N:485:TYR:HA	1.98	0.46
1:L:421:ARG:NH2	1:L:469:VAL:O	2.48	0.46
1:K:472:GLY:HA3	1:K:476:TYR:CD2	2.51	0.46
1:M:15:LYS:HD2	1:M:67:GLU:HG3	1.97	0.46
1:G:428:ASP:HA	1:G:430:ARG:HH12	1.81	0.46
1:A:179:ASP:OD1	1:A:389:MET:HG3	2.15	0.46
1:M:354:GLU:CG	1:M:355:GLU:N	2.79	0.46
1:K:362:ARG:NH1	1:K:362:ARG:HB3	2.31	0.46
1:D:199:TYR:OH	1:D:211:GLY:CA	2.64	0.46
1:D:320:ALA:HA	1:D:334:ASP:O	2.16	0.46
2:R:20:LYS:HA	2:R:28:THR:CG2	2.46	0.46
2:O:48:ILE:HG23	2:O:54:VAL:CG2	2.42	0.46
1:F:256:GLY:O	1:F:257:GLU:C	2.53	0.46
1:A:219:PHE:HD1	1:A:319:GLN:NE2	2.03	0.46
1:H:233:MET:HA	1:H:233:MET:CE	2.40	0.46
1:H:301:ILE:HD12	1:H:301:ILE:H	1.80	0.46

*Continued on next page...*



*Continued from previous page...*

Atom-1	Atom-2	Interatomic distance (Å)	Clash overlap (Å)
1:E:229:ASN:C	1:E:231:ARG:H	2.19	0.46
1:M:301:ILE:HD12	1:M:301:ILE:H	1.80	0.46
2:Q:20:LYS:H	2:Q:20:LYS:CD	2.25	0.46
1:K:221:LEU:HD13	1:K:223:ALA:H	1.80	0.46
1:I:222:LEU:HD22	1:I:289:LEU:HD11	1.97	0.46
1:C:200:LEU:O	1:C:202:PRO:CD	2.63	0.46
2:U:65:VAL:CG1	2:U:94:ILE:HG12	2.35	0.46
1:N:354:GLU:CG	1:N:355:GLU:N	2.79	0.46
1:E:413:ALA:CB	1:E:417:VAL:CG1	2.94	0.46
2:Q:71:TYR:O	2:Q:73:VAL:N	2.48	0.46
1:A:385:THR:OG1	1:A:388:GLU:CB	2.64	0.46
1:K:286:LYS:HA	1:K:286:LYS:CE	2.40	0.46
2:P:5:PRO:HD3	2:P:42:ALA:HB1	1.97	0.46
1:N:217:SER:N	1:N:321:LYS:O	2.48	0.46
1:M:411:VAL:CG2	1:M:494:LEU:HD12	2.42	0.46
1:M:265:ASN:OD1	1:M:271:VAL:O	2.34	0.46
1:K:265:ASN:OD1	1:K:271:VAL:O	2.34	0.46
1:D:140:ASP:OD1	1:D:142:LYS:HB3	2.15	0.46
1:H:487:ASN:O	1:H:491:MET:HG3	2.15	0.46
1:H:487:ASN:OD1	1:H:489:ILE:HB	2.16	0.46
1:J:399:ALA:O	1:J:400:LEU:C	2.54	0.46
1:N:37:ASN:HB3	1:N:51:LYS:HG3	1.97	0.46
1:D:183:LEU:O	1:D:382:GLY:HA3	2.16	0.46
1:E:116:LEU:O	1:E:120:ILE:HG13	2.16	0.46
1:B:309:LEU:N	1:B:309:LEU:HD12	2.31	0.46
1:C:183:LEU:HD22	1:C:384:ALA:HA	1.98	0.46
2:Q:53:GLU:N	2:Q:53:GLU:OE1	2.49	0.46
2:S:96:GLU:OE1	2:T:4:ARG:HB2	2.16	0.46
1:D:468:THR:OG1	1:D:485:TYR:CE2	2.68	0.46
1:J:512:GLY:HA2	1:J:515:ILE:HD12	1.98	0.46
1:H:354:GLU:CG	1:H:355:GLU:N	2.79	0.46
1:M:288:MET:HE3	1:M:288:MET:HA	1.98	0.46
1:B:256:GLY:O	1:B:257:GLU:C	2.55	0.46
1:D:200:LEU:O	1:D:202:PRO:HD2	2.16	0.46
1:F:222:LEU:CD1	1:F:222:LEU:N	2.78	0.46
1:G:350:ARG:O	1:G:354:GLU:HG2	2.16	0.46
1:A:219:PHE:CB	1:A:317:LEU:HD13	2.42	0.46
1:C:281:PHE:HB2	1:C:284:ARG:NH2	2.31	0.46
1:K:272:LYS:HE3	1:K:272:LYS:HB2	1.82	0.46
1:H:221:LEU:HD13	1:H:223:ALA:H	1.80	0.46
2:R:17:VAL:CG1	2:R:33:ALA:O	2.64	0.46

*Continued on next page...*



*Continued from previous page...*

Atom-1	Atom-2	Interatomic distance (Å)	Clash overlap (Å)
1:L:104:LEU:O	1:L:107:VAL:HG22	2.16	0.46
2:P:49:LEU:O	2:P:55:LYS:NZ	2.48	0.46
1:B:348:GLN:HE22	1:B:352:GLN:NE2	2.14	0.46
1:H:149:THR:HG22	1:H:156:GLU:O	2.16	0.46
1:B:433:ASN:HD21	1:B:435:ASP:HB2	1.81	0.46
1:A:385:THR:HG23	1:G:509:SER:OG	2.16	0.46
1:H:131:LEU:HD12	1:H:422:VAL:HG11	1.99	0.46
2:P:78:ILE:N	2:P:78:ILE:CD1	2.79	0.46
1:D:209:GLU:O	1:D:210:THR:HB	2.16	0.46
2:P:17:VAL:CG2	2:P:34:LYS:HD2	2.46	0.46
1:F:433:ASN:HD21	1:F:435:ASP:HB2	1.81	0.46
1:F:29:VAL:HG23	1:F:30:THR:CG2	2.45	0.46
1:K:305:ILE:O	1:K:305:ILE:HG22	2.16	0.46
1:F:144:ILE:O	1:F:147:VAL:HG22	2.16	0.46
1:F:428:ASP:C	1:F:430:ARG:NH1	2.70	0.46
1:B:209:GLU:N	1:B:209:GLU:CD	2.69	0.46
1:B:23:LEU:CD1	1:B:23:LEU:C	2.84	0.46
1:G:209:GLU:O	1:G:210:THR:HB	2.16	0.46
1:M:391:GLU:O	1:M:394:ALA:HB3	2.16	0.46
1:G:409:GLU:CD	1:G:501:ARG:HH21	2.18	0.46
1:E:421:ARG:HA	1:E:421:ARG:HD3	1.76	0.46
1:I:353:ILE:HA	1:I:365:LEU:HD12	1.98	0.45
1:K:348:GLN:O	1:K:352:GLN:HG3	2.15	0.45
1:D:302:SER:O	1:D:304:GLU:N	2.49	0.45
1:E:206:ASN:HB3	1:E:214:GLU:N	2.30	0.45
1:G:313:THR:HG22	1:G:314:LEU:N	2.31	0.45
1:H:314:LEU:C	1:H:316:ASP:N	2.68	0.45
1:M:221:LEU:HD13	1:M:223:ALA:H	1.80	0.45
1:A:279:PRO:HD2	1:A:285:ARG:CB	2.46	0.45
2:R:17:VAL:HG11	2:R:33:ALA:O	2.16	0.45
1:M:426:LEU:HD23	1:M:426:LEU:N	2.14	0.45
1:I:41:ASP:HB2	1:J:69:MET:CE	2.45	0.45
1:J:64:ASP:C	1:J:65:LYS:O	2.51	0.45
1:C:438:VAL:O	1:C:442:VAL:HG23	2.16	0.45
1:E:134:LEU:N	1:E:134:LEU:CD1	2.79	0.45
1:M:112:ASN:HA	1:M:113:PRO:HD3	1.67	0.45
1:B:290:GLN:O	1:B:294:THR:N	2.49	0.45
1:B:352:GLN:C	1:B:365:LEU:HD11	2.37	0.45
1:I:434:GLU:O	1:I:438:VAL:HG23	2.15	0.45
1:A:417:VAL:O	1:A:420:ILE:CG2	2.59	0.45
1:A:450:PRO:O	1:A:454:ILE:HG13	2.16	0.45

*Continued on next page...*



*Continued from previous page...*

Atom-1	Atom-2	Interatomic distance (Å)	Clash overlap (Å)
1:M:414:GLY:N	1:M:494:LEU:HA	2.30	0.45
1:D:86:GLY:O	1:D:87:ASP:HB2	2.16	0.45
1:G:124:VAL:HG22	1:G:504:LEU:HD11	1.98	0.45
2:O:37:ARG:N	2:O:37:ARG:HD2	2.31	0.45
1:C:84:ALA:CB	1:C:506:TYR:HE2	2.29	0.45
1:L:81:ALA:HA	1:L:506:TYR:CD2	2.51	0.45
1:D:134:LEU:N	1:D:134:LEU:HD12	2.31	0.45
2:Q:41:LEU:O	2:Q:61:VAL:HG13	2.16	0.45
1:N:432:GLN:OE1	1:N:432:GLN:N	2.49	0.45
1:A:128:VAL:HG12	1:A:132:LYS:HE2	1.98	0.45
1:E:56:VAL:O	1:E:57:ALA:C	2.55	0.45
1:J:506:TYR:O	1:J:509:SER:HB3	2.16	0.45
1:L:356:ALA:HB1	1:L:362:ARG:NE	2.26	0.45
1:H:190:VAL:O	1:H:372:LEU:C	2.53	0.45
1:H:190:VAL:C	1:H:372:LEU:O	2.48	0.45
1:B:270:ILE:HD13	2:P:27:LEU:HB2	1.99	0.45
1:F:235:PRO:O	1:F:239:ALA:HB2	2.17	0.45
1:E:194:GLN:HG2	1:E:195:PHE:N	2.30	0.45
1:E:366:GLN:HA	1:E:369:VAL:HG21	1.98	0.45
1:C:284:ARG:O	1:C:287:ALA:HB3	2.16	0.45
1:L:69:MET:O	1:L:73:MET:HG3	2.17	0.45
2:S:12:VAL:CG2	2:S:84:LEU:HB2	2.45	0.45
1:L:131:LEU:HD12	1:L:422:VAL:HG11	1.97	0.45
1:L:130:GLU:O	1:L:133:ALA:HB3	2.16	0.45
1:L:422:VAL:O	1:L:426:LEU:CD2	2.65	0.45
1:D:52:ASP:OD1	1:D:54:VAL:HG12	2.16	0.45
1:N:169:VAL:HG21	1:N:370:ALA:CB	2.44	0.45
1:N:362:ARG:NH1	1:N:362:ARG:HB3	2.31	0.45
1:I:385:THR:CG2	1:I:388:GLU:HB3	2.47	0.45
1:B:339:GLU:HA	1:B:342:ILE:HB	1.97	0.45
1:I:123:ALA:HB2	1:I:440:ILE:HG23	1.99	0.45
2:P:11:ILE:HB	2:P:42:ALA:HB3	1.97	0.45
1:H:194:GLN:CG	1:H:331:THR:HB	2.41	0.45
1:N:128:VAL:O	1:N:132:LYS:HG3	2.16	0.45
1:C:210:THR:O	1:C:210:THR:HG22	2.17	0.45
2:O:5:PRO:HD3	2:O:42:ALA:CB	2.42	0.45
1:E:449:ALA:O	1:E:450:PRO:C	2.53	0.45
1:L:88:GLY:O	1:L:89:THR:C	2.55	0.45
2:P:14:ARG:CB	2:P:14:ARG:NH1	2.80	0.45
1:F:434:GLU:O	1:F:437:ASN:N	2.50	0.45
1:A:209:GLU:O	1:A:210:THR:HB	2.16	0.45

*Continued on next page...*



*Continued from previous page...*

Atom-1	Atom-2	Interatomic distance (Å)	Clash overlap (Å)
1:F:160:LYS:HE3	1:F:164:GLU:OE2	2.16	0.45
1:G:113:PRO:O	1:G:116:LEU:HB2	2.17	0.45
1:G:421:ARG:HA	1:G:421:ARG:HD3	1.78	0.45
1:B:161:LEU:HD12	1:B:161:LEU:HA	1.74	0.45
1:L:102:GLU:HB2	1:L:442:VAL:HG13	1.97	0.45
1:H:353:ILE:HA	1:H:365:LEU:HD12	1.98	0.45
1:C:302:SER:O	1:C:305:ILE:N	2.47	0.45
2:O:48:ILE:HG12	2:O:54:VAL:CG1	2.45	0.45
1:F:219:PHE:CE2	1:F:245:LYS:HB2	2.51	0.45
1:F:266:THR:HG22	1:F:273:VAL:N	2.31	0.45
1:G:357:THR:HG21	1:G:361:ASP:HB2	1.98	0.45
1:H:308:GLU:OE2	1:H:310:GLU:HG3	2.17	0.45
1:E:348:GLN:NE2	1:E:352:GLN:HE22	2.12	0.45
1:D:233:MET:HE1	1:D:237:LEU:HB2	1.98	0.45
1:D:239:ALA:HB1	1:D:314:LEU:HB3	1.99	0.45
1:C:249:ILE:HD13	1:C:274:ALA:O	2.16	0.45
1:H:314:LEU:O	1:H:316:ASP:N	2.50	0.45
1:A:215:LEU:HB3	1:A:246:PRO:CB	2.40	0.45
1:J:314:LEU:O	1:J:316:ASP:N	2.50	0.45
1:I:314:LEU:O	1:I:316:ASP:N	2.50	0.45
1:I:494:LEU:CD2	1:I:494:LEU:N	2.78	0.45
1:E:417:VAL:HA	1:E:420:ILE:CG2	2.47	0.45
1:B:417:VAL:C	1:B:420:ILE:HG22	2.35	0.45
1:A:144:ILE:O	1:A:147:VAL:HG22	2.16	0.45
1:D:417:VAL:C	1:D:420:ILE:HG22	2.36	0.45
2:U:58:ASP:N	2:U:88:GLU:OE2	2.44	0.45
1:F:406:ALA:HB2	1:F:496:PRO:HB3	1.99	0.45
1:N:95:LEU:O	1:N:96:ALA:C	2.54	0.45
1:J:415:GLY:H	1:J:417:VAL:CG2	2.26	0.45
1:H:217:SER:N	1:H:321:LYS:O	2.48	0.45
1:F:449:ALA:O	1:F:450:PRO:C	2.51	0.45
1:D:451:LEU:O	1:D:454:ILE:HB	2.17	0.45
1:F:5:ASP:O	1:F:66:PHE:HZ	1.99	0.45
1:K:88:GLY:O	1:K:89:THR:C	2.55	0.45
1:D:95:LEU:O	1:D:98:ALA:HB3	2.16	0.45
1:F:147:VAL:HG12	1:F:494:LEU:HB2	1.98	0.45
1:F:428:ASP:HA	1:F:430:ARG:HH12	1.80	0.45
1:A:112:ASN:ND2	1:A:115:ASP:H	2.15	0.45
1:J:441:LYS:O	1:J:442:VAL:C	2.53	0.45
1:E:128:VAL:HG12	1:E:132:LYS:HE2	1.97	0.45
1:B:72:GLN:HA	1:B:72:GLN:NE2	2.31	0.45

*Continued on next page...*



*Continued from previous page...*

Atom-1	Atom-2	Interatomic distance (Å)	Clash overlap (Å)
1:K:475:ASN:ND2	1:K:489:ILE:HD12	2.31	0.45
2:P:58:ASP:N	2:P:88:GLU:OE2	2.45	0.45
1:F:183:LEU:O	1:F:382:GLY:HA3	2.17	0.45
1:L:84:ALA:O	1:L:498:LYS:HE2	2.16	0.45
1:L:348:GLN:O	1:L:352:GLN:HG3	2.15	0.45
1:K:354:GLU:CG	1:K:355:GLU:N	2.79	0.45
1:F:321:LYS:HG3	1:F:334:ASP:HB3	1.98	0.45
1:H:230:ILE:CG1	1:H:258:ALA:HA	2.23	0.45
1:N:308:GLU:OE2	1:N:310:GLU:HG3	2.17	0.45
1:E:325:ILE:HG22	1:E:326:ASN:N	2.31	0.45
1:H:221:LEU:HB3	1:H:249:ILE:HA	1.96	0.45
1:A:218:PRO:HA	1:A:246:PRO:O	2.15	0.45
1:A:279:PRO:CB	1:A:288:MET:HE3	2.47	0.45
2:R:47:ARG:HD3	2:R:49:LEU:CD1	2.43	0.45
2:O:14:ARG:CB	2:O:14:ARG:NH1	2.80	0.45
1:I:16:MET:HG3	1:I:520:MET:SD	2.57	0.45
1:F:325:ILE:CG1	1:F:330:THR:HG23	2.44	0.45
1:C:193:MET:O	1:C:331:THR:HG23	2.17	0.45
1:J:58:ARG:CD	1:J:209:GLU:OE1	2.56	0.45
1:J:55:SER:O	1:J:58:ARG:HB3	2.16	0.45
1:L:131:LEU:CD1	1:L:422:VAL:HG11	2.46	0.45
1:D:77:VAL:HG22	1:D:78:ALA:N	2.30	0.45
1:A:496:PRO:O	1:A:497:THR:C	2.53	0.45
1:B:207:LYS:CB	1:B:208:PRO:HD3	2.32	0.45
2:U:76:GLU:O	2:U:83:VAL:HG22	2.16	0.45
1:L:286:LYS:CE	1:L:286:LYS:HA	2.40	0.45
2:P:78:ILE:HG22	2:P:79:ASP:OD2	2.17	0.45
1:G:44:PHE:HB2	1:G:45:GLY:H	1.56	0.45
1:E:494:LEU:HD23	1:E:494:LEU:N	2.31	0.45
2:S:57:LEU:HD22	2:S:88:GLU:HB2	1.98	0.45
1:A:210:THR:HG22	1:A:210:THR:O	2.15	0.45
1:N:305:ILE:O	1:N:305:ILE:HG22	2.16	0.45
1:E:267:MET:HA	1:E:267:MET:CE	2.46	0.45
1:E:72:GLN:CA	1:E:72:GLN:HE21	2.28	0.45
1:F:485:TYR:N	1:F:485:TYR:CD1	2.85	0.45
1:B:509:SER:CB	1:C:385:THR:HG23	2.47	0.45
1:M:30:THR:HB	1:M:51:LYS:O	2.16	0.45
1:E:482:THR:OG1	1:E:484:GLU:HG2	2.16	0.45
1:H:356:ALA:HB1	1:H:362:ARG:NE	2.26	0.45
1:F:216:GLU:O	1:F:246:PRO:HG3	2.17	0.45
1:D:259:LEU:O	1:D:263:VAL:N	2.48	0.45

*Continued on next page...*



*Continued from previous page...*

Atom-1	Atom-2	Interatomic distance (Å)	Clash overlap (Å)
1:F:281:PHE:O	1:F:284:ARG:HB3	2.16	0.45
1:E:66:PHE:O	1:E:67:GLU:C	2.55	0.45
1:E:221:LEU:HD13	1:E:317:LEU:CD2	2.46	0.45
1:G:315:GLU:OE1	1:G:316:ASP:N	2.49	0.45
1:N:222:LEU:HD22	1:N:289:LEU:HD11	1.97	0.45
1:I:272:LYS:HB2	1:I:272:LYS:HE3	1.82	0.45
1:B:153:ASN:C	1:B:153:ASN:HD22	2.20	0.45
1:J:449:ALA:HB3	1:J:450:PRO:CD	2.37	0.45
1:I:422:VAL:HG23	1:I:423:ALA:N	2.32	0.45
1:G:420:ILE:HD11	1:G:470:LYS:CG	2.47	0.45
1:B:413:ALA:CB	1:B:417:VAL:CG1	2.94	0.45
1:B:112:ASN:ND2	1:B:115:ASP:H	2.14	0.45
1:H:131:LEU:CD1	1:H:422:VAL:HG11	2.45	0.45
2:P:11:ILE:HG12	2:P:85:ILE:HG12	1.99	0.45
2:S:7:HIS:HA	2:S:45:ASN:N	2.30	0.45
1:J:217:SER:N	1:J:321:LYS:O	2.48	0.45
2:O:43:VAL:CG1	2:O:57:LEU:HD12	2.46	0.45
1:F:128:VAL:HG12	1:F:132:LYS:HE2	1.98	0.45
1:J:164:GLU:O	1:J:167:ASP:HB3	2.16	0.45
1:L:37:ASN:HB3	1:L:51:LYS:CG	2.47	0.45
2:T:50:GLU:OE2	2:U:51:ASN:HB3	2.16	0.45
1:A:465:VAL:O	1:A:466:ALA:C	2.55	0.45
1:B:117:LYS:HG2	1:B:121:ASP:OD2	2.17	0.45
1:N:80:LYS:O	1:N:83:ASP:HB2	2.17	0.45
1:N:77:VAL:HG11	1:N:510:VAL:HB	1.99	0.45
1:G:183:LEU:HD22	1:G:384:ALA:HA	1.99	0.45
1:M:362:ARG:HB3	1:M:362:ARG:NH1	2.31	0.45
1:B:219:PHE:CE2	1:B:245:LYS:HB2	2.52	0.45
1:D:219:PHE:CE2	1:D:245:LYS:HB2	2.52	0.45
1:K:233:MET:SD	1:K:233:MET:N	2.90	0.45
1:E:333:ILE:O	1:E:334:ASP:HB2	2.17	0.45
1:H:222:LEU:HD22	1:H:289:LEU:HD11	1.97	0.45
1:L:314:LEU:O	1:L:316:ASP:N	2.50	0.45
1:A:352:GLN:C	1:A:365:LEU:HD11	2.37	0.45
1:N:389:MET:C	1:N:389:MET:CE	2.85	0.45
1:H:24:ALA:HA	1:H:27:VAL:HG12	1.97	0.45
1:A:162:ILE:HG21	1:A:403:THR:HG21	1.97	0.45
1:B:487:ASN:OD1	1:B:489:ILE:N	2.48	0.45
1:M:286:LYS:CE	1:M:286:LYS:HA	2.40	0.45
1:A:127:ALA:O	1:A:131:LEU:HG	2.17	0.45
1:M:385:THR:CG2	1:M:388:GLU:HB3	2.47	0.45

*Continued on next page...*



*Continued from previous page...*

Atom-1	Atom-2	Interatomic distance (Å)	Clash overlap (Å)
1:M:217:SER:N	1:M:321:LYS:O	2.48	0.45
1:A:94:VAL:HG12	1:A:449:ALA:HB1	1.98	0.45
1:D:434:GLU:O	1:D:437:ASN:N	2.49	0.45
2:R:7:HIS:ND1	2:R:7:HIS:O	2.50	0.45
1:G:115:ASP:HB3	1:G:436:GLN:HG3	1.96	0.45
1:G:434:GLU:O	1:G:435:ASP:C	2.54	0.45
1:D:161:LEU:HA	1:D:161:LEU:HD12	1.85	0.45
1:F:146:GLN:HE21	1:F:494:LEU:HD11	1.80	0.45
1:K:448:GLU:HB3	1:K:452:ARG:HD2	1.99	0.45
1:B:95:LEU:O	1:B:98:ALA:HB3	2.17	0.45
1:E:385:THR:OG1	1:E:388:GLU:HB2	2.16	0.45
1:K:117:LYS:HG2	1:K:121:ASP:OD2	2.16	0.45
1:M:384:ALA:O	1:N:281:PHE:CZ	2.61	0.45
1:A:232:GLU:O	1:A:310:GLU:OE2	2.35	0.45
1:D:305:ILE:CG2	1:D:306:GLY:N	2.61	0.45
1:B:206:ASN:HB2	1:B:214:GLU:H	1.80	0.45
1:D:308:GLU:O	1:D:309:LEU:O	2.35	0.45
1:C:262:LEU:O	1:C:266:THR:HG23	2.16	0.45
1:K:314:LEU:O	1:K:316:ASP:N	2.50	0.45
1:A:347:ALA:O	1:A:350:ARG:HG2	2.16	0.45
1:I:221:LEU:HD13	1:I:223:ALA:H	1.80	0.45
1:H:443:ALA:O	1:H:447:MET:HG3	2.17	0.45
1:C:199:TYR:CA	1:C:276:VAL:HG12	2.39	0.45
1:G:486:GLY:CA	1:G:491:MET:CE	2.94	0.45
1:H:64:ASP:C	1:H:65:LYS:O	2.50	0.45
1:E:130:GLU:HB3	1:E:422:VAL:HB	1.98	0.45
1:B:381:VAL:CG1	1:B:392:LYS:HG3	2.46	0.45
1:L:265:ASN:OD1	1:L:271:VAL:O	2.34	0.45
1:I:175:ILE:CD1	1:I:175:ILE:N	2.78	0.45
1:B:165:ALA:O	1:B:169:VAL:HG22	2.17	0.45
1:K:199:TYR:HD1	1:K:201:SER:H	1.65	0.45
1:M:277:LYS:HB2	1:M:277:LYS:HZ3	1.81	0.45
1:L:199:TYR:HD1	1:L:201:SER:H	1.65	0.45
1:H:305:ILE:HG22	1:H:305:ILE:O	2.16	0.45
1:M:305:ILE:O	1:M:305:ILE:HG22	2.16	0.45
1:A:438:VAL:O	1:A:442:VAL:HG23	2.17	0.45
1:L:441:LYS:O	1:L:442:VAL:C	2.54	0.45
1:G:183:LEU:O	1:G:382:GLY:HA3	2.17	0.45
1:K:184:GLN:HA	1:K:184:GLN:OE1	2.15	0.45
1:K:189:VAL:HG23	1:K:189:VAL:O	2.15	0.45
1:N:187:LEU:HD23	1:N:187:LEU:C	2.37	0.45

*Continued on next page...*



*Continued from previous page...*

Atom-1	Atom-2	Interatomic distance (Å)	Clash overlap (Å)
2:P:60:LYS:N	2:P:63:ASP:OD2	2.50	0.45
1:E:479:ASN:O	1:E:483:GLU:N	2.50	0.45
1:L:101:THR:O	1:L:105:LYS:HG3	2.17	0.45
1:H:516:THR:O	1:N:36:ARG:HB3	2.17	0.45
1:L:362:ARG:HB3	1:L:362:ARG:NH1	2.31	0.45
2:P:20:LYS:HA	2:P:28:THR:HG23	1.99	0.45
1:F:281:PHE:H	1:F:284:ARG:NE	2.14	0.45
1:G:202:PRO:O	1:G:205:ILE:HG13	2.17	0.45
1:G:346:VAL:HG12	1:G:350:ARG:NH2	2.31	0.45
1:C:216:GLU:O	1:C:246:PRO:HG3	2.16	0.45
1:I:308:GLU:OE2	1:I:310:GLU:HG3	2.17	0.45
1:J:233:MET:SD	1:J:233:MET:N	2.90	0.45
1:E:198:GLY:HA3	1:E:327:LYS:C	2.37	0.45
1:N:226:LYS:HG3	1:N:252:GLU:CB	2.47	0.45
1:A:365:LEU:O	1:A:369:VAL:HG23	2.16	0.45
1:M:17:LEU:HA	1:M:20:VAL:CG1	2.47	0.45
1:L:443:ALA:O	1:L:447:MET:HG3	2.16	0.45
1:D:77:VAL:CG1	1:D:510:VAL:HG21	2.47	0.45
1:J:433:ASN:HD22	1:J:434:GLU:N	2.14	0.45
1:B:417:VAL:O	1:B:420:ILE:CG2	2.58	0.45
1:B:284:ARG:HG2	1:B:288:MET:CE	2.46	0.45
1:B:353:ILE:HG22	1:B:354:GLU:N	2.32	0.45
1:D:413:ALA:HB1	1:D:417:VAL:HG11	1.98	0.45
1:H:157:THR:O	1:H:161:LEU:CD1	2.64	0.45
1:H:126:ALA:HB1	1:H:426:LEU:HD13	1.97	0.45
1:N:193:MET:CG	1:N:194:GLN:H	2.29	0.45
1:M:107:VAL:CG2	1:M:108:ALA:H	2.29	0.45
1:D:451:LEU:O	1:D:451:LEU:HD23	2.17	0.45
1:L:277:LYS:HZ3	1:L:277:LYS:HB2	1.81	0.45
1:K:494:LEU:CD2	1:K:494:LEU:N	2.78	0.45
1:M:199:TYR:HD1	1:M:201:SER:H	1.65	0.45
1:I:305:ILE:HG22	1:I:305:ILE:O	2.16	0.45
1:N:56:VAL:O	1:N:57:ALA:C	2.55	0.45
1:M:420:ILE:CD1	1:M:448:GLU:HG2	2.47	0.45
1:G:383:ALA:N	1:G:389:MET:HE1	2.32	0.45
1:L:101:THR:HG22	1:L:105:LYS:HE3	1.98	0.45
1:E:9:GLY:HA2	1:E:13:ARG:NH1	2.32	0.45
1:G:178:GLU:CD	1:G:378:VAL:HG11	2.36	0.45
1:F:465:VAL:O	1:F:466:ALA:C	2.55	0.45
1:I:354:GLU:CG	1:I:355:GLU:N	2.79	0.45
1:B:293:ALA:HB1	1:B:298:GLY:O	2.17	0.45

*Continued on next page...*



*Continued from previous page...*

Atom-1	Atom-2	Interatomic distance (Å)	Clash overlap (Å)
1:F:233:MET:C	1:F:235:PRO:CD	2.81	0.45
1:F:281:PHE:H	1:F:284:ARG:CD	2.29	0.45
1:F:284:ARG:HG2	1:F:288:MET:HE1	1.96	0.45
1:G:215:LEU:C	1:G:322:ARG:HG3	2.37	0.45
1:G:348:GLN:NE2	1:G:352:GLN:HE21	2.15	0.45
1:E:368:ARG:HD3	1:E:372:LEU:HD11	1.98	0.45
1:M:233:MET:N	1:M:233:MET:SD	2.90	0.45
1:M:308:GLU:OE2	1:M:310:GLU:HG3	2.17	0.45
1:L:314:LEU:C	1:L:316:ASP:N	2.68	0.45
1:E:207:LYS:HB2	1:E:207:LYS:NZ	2.31	0.45
1:M:64:ASP:OD1	1:M:65:LYS:O	2.34	0.45
1:B:296:THR:CG2	1:B:335:GLY:HA3	2.39	0.45
1:L:175:ILE:N	1:L:175:ILE:CD1	2.75	0.45
1:M:169:VAL:CG1	1:M:173:GLY:HA3	2.37	0.45
1:B:417:VAL:CA	1:B:420:ILE:HG22	2.47	0.45
1:B:285:ARG:O	1:B:289:LEU:HG	2.17	0.45
1:B:353:ILE:HG12	1:B:366:GLN:HE22	1.78	0.45
2:T:14:ARG:HH11	2:T:14:ARG:CB	2.30	0.45
2:T:14:ARG:CG	2:T:15:LYS:H	2.29	0.45
1:B:433:ASN:OD1	1:B:436:GLN:HB2	2.15	0.45
1:I:5:ASP:HB2	1:I:524:LEU:CD2	2.41	0.45
1:J:321:LYS:HD2	1:J:334:ASP:OD2	2.17	0.45
1:M:95:LEU:O	1:M:96:ALA:C	2.54	0.45
1:K:112:ASN:HA	1:K:113:PRO:HD3	1.74	0.45
2:Q:96:GLU:O	2:Q:97:ALA:C	2.55	0.45
2:P:12:VAL:HG23	2:P:84:LEU:HB2	1.98	0.45
1:H:326:ASN:O	1:H:327:LYS:C	2.55	0.45
1:A:54:VAL:HG13	1:A:55:SER:N	2.32	0.45
1:I:326:ASN:O	1:I:327:LYS:C	2.55	0.45
1:N:420:ILE:HG23	1:N:470:LYS:HD3	1.99	0.45
1:F:84:ALA:HB2	1:F:506:TYR:CE2	2.51	0.45
1:F:65:LYS:O	1:F:69:MET:HG3	2.17	0.45
1:H:178:GLU:O	1:H:380:LYS:HA	2.17	0.45
1:N:77:VAL:HG22	1:N:506:TYR:HB3	1.98	0.45
1:H:95:LEU:O	1:H:98:ALA:HB3	2.17	0.45
1:C:148:GLY:HA2	1:C:399:ALA:HB1	1.99	0.45
1:C:443:ALA:O	1:C:447:MET:HG3	2.17	0.45
1:I:373:ALA:HB3	1:I:375:GLY:HA3	1.99	0.45
1:J:287:ALA:O	1:J:288:MET:C	2.56	0.45
1:C:304:GLU:C	1:C:305:ILE:HD12	2.36	0.45
1:D:249:ILE:CG2	1:D:250:ILE:N	2.80	0.45

*Continued on next page...*



*Continued from previous page...*

Atom-1	Atom-2	Interatomic distance (Å)	Clash overlap (Å)
2:O:47:ARG:HB3	2:O:55:LYS:HG2	1.99	0.45
1:G:220:ILE:H	1:G:220:ILE:HD12	1.79	0.45
1:G:221:LEU:HD13	1:G:317:LEU:CD2	2.47	0.45
1:A:219:PHE:HE2	1:A:245:LYS:HB2	1.80	0.45
1:A:263:VAL:O	1:A:267:MET:SD	2.75	0.45
1:E:329:THR:CG2	1:E:330:THR:N	2.80	0.45
1:D:232:GLU:O	1:D:310:GLU:OE2	2.35	0.45
1:C:349:ILE:O	1:C:349:ILE:HG22	2.16	0.45
1:N:314:LEU:O	1:N:316:ASP:N	2.50	0.45
1:A:206:ASN:CB	1:A:213:VAL:HA	2.46	0.45
1:N:64:ASP:C	1:N:65:LYS:O	2.51	0.45
1:A:285:ARG:HG3	1:A:286:LYS:HG3	1.99	0.45
1:D:360:TYR:CE1	1:D:364:LYS:HD3	2.52	0.45
1:B:510:VAL:HG23	1:B:511:ALA:H	1.82	0.45
1:A:143:ALA:O	1:A:146:GLN:HB2	2.17	0.45
1:B:112:ASN:HA	1:B:113:PRO:HD3	1.76	0.45
1:B:438:VAL:O	1:B:442:VAL:HG23	2.17	0.45
1:I:217:SER:N	1:I:321:LYS:O	2.48	0.45
1:I:321:LYS:HD2	1:I:334:ASP:OD2	2.17	0.45
1:D:368:ARG:O	1:D:372:LEU:N	2.50	0.45
1:J:326:ASN:O	1:J:327:LYS:C	2.55	0.45
1:G:72:GLN:HE21	1:G:72:GLN:CA	2.30	0.45
1:C:474:GLY:C	1:C:475:ASN:HD22	2.20	0.45
1:B:5:ASP:HB2	1:B:524:LEU:CD2	2.46	0.45
1:C:54:VAL:HG13	1:C:55:SER:N	2.31	0.45
1:C:147:VAL:CG2	1:C:403:THR:HG22	2.47	0.45
1:B:210:THR:O	1:B:210:THR:HG22	2.16	0.45
2:R:40:VAL:HG12	2:R:61:VAL:HA	1.99	0.45
1:G:30:THR:HB	1:G:51:LYS:HG3	1.98	0.45
1:D:474:GLY:C	1:D:475:ASN:HD22	2.19	0.45
1:A:59:GLU:OE1	1:A:59:GLU:HA	2.17	0.45
1:D:430:ARG:NH1	1:D:430:ARG:HG2	2.32	0.45
2:U:53:GLU:OE1	2:U:53:GLU:N	2.50	0.45
1:M:513:LEU:HD12	1:M:513:LEU:HA	1.72	0.45
1:B:421:ARG:HA	1:B:421:ARG:HD3	1.78	0.45
1:G:478:TYR:CE2	1:G:480:ALA:HA	2.52	0.45
1:A:233:MET:HE2	1:A:233:MET:O	2.17	0.44
1:N:233:MET:SD	1:N:233:MET:N	2.90	0.44
1:C:219:PHE:HE2	1:C:245:LYS:HB2	1.81	0.44
1:G:304:GLU:HB2	1:G:305:ILE:HD12	1.99	0.44
1:J:226:LYS:HG3	1:J:252:GLU:CB	2.47	0.44

*Continued on next page...*



*Continued from previous page...*

Atom-1	Atom-2	Interatomic distance (Å)	Clash overlap (Å)
1:J:422:VAL:HG23	1:J:423:ALA:N	2.32	0.44
2:O:17:VAL:CG1	2:O:33:ALA:O	2.65	0.44
1:F:326:ASN:ND2	1:F:328:ASP:N	2.65	0.44
1:C:326:ASN:OD1	1:C:329:THR:N	2.49	0.44
1:I:130:GLU:OE2	1:I:425:LYS:HB3	2.16	0.44
1:F:109:ALA:HA	1:M:111:MET:HE2	1.98	0.44
1:A:153:ASN:C	1:A:153:ASN:HD22	2.20	0.44
2:P:68:ASN:O	2:P:70:GLY:N	2.50	0.44
1:G:70:GLY:O	1:G:74:VAL:HG22	2.18	0.44
1:G:78:ALA:O	1:G:89:THR:HG22	2.18	0.44
1:E:70:GLY:HA2	1:E:73:MET:HE2	1.99	0.44
1:I:155:ASP:CG	1:I:158:VAL:HG23	2.38	0.44
1:J:128:VAL:O	1:J:132:LYS:HG3	2.17	0.44
1:D:209:GLU:O	1:D:210:THR:CB	2.65	0.44
1:K:106:ALA:HA	1:K:111:MET:HE3	1.99	0.44
1:M:326:ASN:O	1:M:327:LYS:C	2.55	0.44
1:C:404:ARG:HG3	1:C:404:ARG:NH1	2.30	0.44
1:J:305:ILE:O	1:J:305:ILE:HG22	2.16	0.44
1:K:186:GLU:OE1	1:K:380:LYS:HD2	2.17	0.44
1:J:37:ASN:HB3	1:J:51:LYS:HG2	2.00	0.44
1:I:19:GLY:HA3	1:I:67:GLU:O	2.17	0.44
1:H:479:ASN:O	1:H:483:GLU:N	2.49	0.44
2:P:67:PHE:C	2:P:67:PHE:CD1	2.90	0.44
1:I:101:THR:HG22	1:I:105:LYS:HE3	1.98	0.44
1:I:47:PRO:HG3	1:J:73:MET:HG3	1.99	0.44
1:E:106:ALA:O	1:E:109:ALA:HB3	2.17	0.44
1:L:186:GLU:HB2	1:L:380:LYS:HB2	1.99	0.44
1:H:40:LEU:HD22	1:H:40:LEU:N	2.32	0.44
1:J:174:VAL:C	1:J:175:ILE:HD12	2.37	0.44
1:K:287:ALA:O	1:K:288:MET:C	2.56	0.44
1:F:215:LEU:C	1:F:322:ARG:HG3	2.37	0.44
2:P:20:LYS:H	2:P:20:LYS:CD	2.28	0.44
1:F:258:ALA:O	1:F:261:THR:HG23	2.16	0.44
1:G:216:GLU:OE1	1:G:216:GLU:HA	2.17	0.44
1:G:362:ARG:O	1:G:366:GLN:OE1	2.34	0.44
1:G:364:LYS:O	1:G:367:GLU:HB3	2.16	0.44
1:A:267:MET:O	1:A:269:GLY:N	2.50	0.44
1:I:233:MET:N	1:I:233:MET:SD	2.90	0.44
1:L:233:MET:CE	1:L:233:MET:HA	2.40	0.44
1:C:270:ILE:HD11	2:Q:27:LEU:HD13	1.98	0.44
1:C:280:GLY:CA	1:C:284:ARG:HD2	2.47	0.44

*Continued on next page...*



*Continued from previous page...*

Atom-1	Atom-2	Interatomic distance (Å)	Clash overlap (Å)
1:G:313:THR:HG22	1:G:315:GLU:HG3	1.99	0.44
1:M:314:LEU:O	1:M:316:ASP:N	2.50	0.44
1:L:158:VAL:O	1:L:159:GLY:C	2.56	0.44
1:A:486:GLY:HA3	1:A:491:MET:CE	2.46	0.44
1:F:417:VAL:O	1:F:420:ILE:CG2	2.60	0.44
2:T:14:ARG:CB	2:T:14:ARG:NH1	2.80	0.44
1:F:406:ALA:HB1	1:F:411:VAL:HG13	1.99	0.44
1:E:455:VAL:O	1:E:458:CYS:HB2	2.16	0.44
1:H:193:MET:CG	1:H:194:GLN:H	2.29	0.44
1:H:496:PRO:HB2	1:H:499:VAL:HG13	1.99	0.44
1:K:90:THR:O	1:K:93:THR:HB	2.18	0.44
1:E:510:VAL:CG2	1:E:511:ALA:H	2.30	0.44
1:J:122:LYS:O	1:J:125:THR:HB	2.17	0.44
1:N:199:TYR:HD1	1:N:201:SER:H	1.65	0.44
1:K:175:ILE:HD13	1:K:404:ARG:NH2	2.31	0.44
1:N:178:GLU:O	1:N:380:LYS:HA	2.17	0.44
1:L:202:PRO:C	1:L:204:PHE:H	2.21	0.44
1:D:41:ASP:O	1:D:42:LYS:HG3	2.16	0.44
1:C:116:LEU:O	1:C:120:ILE:HG13	2.17	0.44
1:J:117:LYS:HG2	1:J:121:ASP:OD2	2.17	0.44
1:F:478:TYR:CE2	1:F:480:ALA:HA	2.52	0.44
1:A:180:GLY:HA2	1:A:380:LYS:HB3	1.98	0.44
1:M:349:ILE:O	1:M:352:GLN:HB2	2.17	0.44
1:B:221:LEU:HD13	1:B:317:LEU:CD2	2.47	0.44
1:H:230:ILE:CD1	1:H:257:GLU:HG2	2.48	0.44
1:G:285:ARG:O	1:G:288:MET:N	2.48	0.44
1:G:290:GLN:O	1:G:294:THR:HG23	2.17	0.44
1:G:174:VAL:HG23	1:G:370:ALA:CB	2.48	0.44
1:M:230:ILE:CD1	1:M:257:GLU:HG2	2.48	0.44
1:C:272:LYS:HB2	1:C:272:LYS:HZ2	1.83	0.44
1:L:308:GLU:OE2	1:L:310:GLU:HG3	2.17	0.44
1:J:308:GLU:OE2	1:J:310:GLU:HG3	2.17	0.44
1:A:199:TYR:OH	1:A:211:GLY:HA2	2.17	0.44
2:O:14:ARG:HB3	2:O:14:ARG:HH11	1.82	0.44
2:S:84:LEU:CD1	2:S:84:LEU:N	2.81	0.44
1:F:353:ILE:HG22	1:F:354:GLU:N	2.31	0.44
1:L:426:LEU:H	1:L:426:LEU:CD2	2.12	0.44
1:N:356:ALA:C	1:N:358:SER:H	2.21	0.44
1:I:496:PRO:O	1:I:497:THR:C	2.54	0.44
1:M:149:THR:HG21	1:M:156:GLU:HA	1.99	0.44
1:A:150:ILE:CG2	1:A:151:SER:N	2.80	0.44

*Continued on next page...*



*Continued from previous page...*

Atom-1	Atom-2	Interatomic distance (Å)	Clash overlap (Å)
1:D:420:ILE:HD11	1:D:470:LYS:CG	2.47	0.44
1:F:417:VAL:C	1:F:420:ILE:HG22	2.37	0.44
1:C:421:ARG:HA	1:C:421:ARG:HD3	1.76	0.44
1:A:417:VAL:O	1:A:418:ALA:C	2.56	0.44
2:O:64:ILE:O	2:O:94:ILE:HG23	2.17	0.44
1:N:496:PRO:O	1:N:499:VAL:HG22	2.17	0.44
1:F:30:THR:HB	1:F:51:LYS:CG	2.46	0.44
1:E:150:ILE:HD13	1:E:493:ILE:HA	2.00	0.44
1:F:69:MET:SD	1:G:41:ASP:HB2	2.57	0.44
1:C:493:ILE:C	1:C:494:LEU:HD23	2.37	0.44
1:N:40:LEU:HD23	1:N:50:THR:HG22	1.99	0.44
1:K:102:GLU:HB2	1:K:442:VAL:HG13	1.98	0.44
1:F:444:LEU:HD23	1:F:447:MET:HE3	1.99	0.44
1:H:441:LYS:O	1:H:442:VAL:C	2.55	0.44
1:E:9:GLY:HA2	1:E:13:ARG:HH12	1.82	0.44
1:C:338:GLU:O	1:C:341:ALA:HB3	2.17	0.44
1:H:187:LEU:HD23	1:H:187:LEU:C	2.37	0.44
1:L:349:ILE:O	1:L:352:GLN:HB2	2.17	0.44
1:D:325:ILE:HG22	1:D:326:ASN:O	2.17	0.44
1:F:262:LEU:HA	1:F:265:ASN:HD22	1.82	0.44
1:H:233:MET:SD	1:H:233:MET:N	2.90	0.44
1:K:308:GLU:OE2	1:K:310:GLU:HG3	2.17	0.44
1:C:215:LEU:O	1:C:322:ARG:HA	2.17	0.44
1:E:265:ASN:HB3	1:E:271:VAL:CG2	2.47	0.44
1:C:365:LEU:C	1:C:367:GLU:N	2.71	0.44
1:A:321:LYS:HB2	1:A:333:ILE:HB	1.99	0.44
1:L:160:LYS:HG2	1:L:164:GLU:OE2	2.17	0.44
1:H:66:PHE:HD1	1:H:520:MET:HE2	1.81	0.44
1:M:106:ALA:HA	1:M:111:MET:CE	2.48	0.44
1:A:150:ILE:HG23	1:A:151:SER:N	2.32	0.44
2:U:5:PRO:HB2	2:U:9:ARG:O	2.17	0.44
1:H:126:ALA:CB	1:H:426:LEU:HD13	2.47	0.44
2:U:14:ARG:CG	2:U:15:LYS:N	2.79	0.44
1:F:95:LEU:HD23	1:F:450:PRO:HD3	1.98	0.44
1:F:302:SER:HB2	1:F:305:ILE:CD1	2.44	0.44
1:F:302:SER:O	1:F:304:GLU:N	2.50	0.44
2:Q:86:MET:N	2:Q:86:MET:SD	2.91	0.44
1:J:199:TYR:HD1	1:J:201:SER:H	1.64	0.44
1:B:401:HIS:O	1:B:402:ALA:C	2.56	0.44
1:N:479:ASN:O	1:N:483:GLU:N	2.51	0.44
2:R:11:ILE:HG22	2:R:41:LEU:HB2	1.98	0.44

*Continued on next page...*



*Continued from previous page...*

Atom-1	Atom-2	Interatomic distance (Å)	Clash overlap (Å)
1:I:336:VAL:HG12	1:I:336:VAL:O	2.18	0.44
1:J:336:VAL:O	1:J:336:VAL:HG12	2.18	0.44
1:F:409:GLU:OE1	1:F:501:ARG:NH2	2.50	0.44
2:Q:43:VAL:HG23	2:Q:61:VAL:HG22	2.00	0.44
1:M:155:ASP:OD1	1:M:158:VAL:HG23	2.17	0.44
1:K:202:PRO:C	1:K:204:PHE:H	2.21	0.44
1:E:400:LEU:O	1:E:400:LEU:HD13	2.16	0.44
1:D:6:VAL:HG12	1:D:521:VAL:HG22	2.00	0.44
1:A:519:CYS:SG	1:A:520:MET:N	2.91	0.44
1:M:38:VAL:HG22	1:N:519:CYS:HB3	2.00	0.44
1:K:74:VAL:O	1:K:75:LYS:C	2.54	0.44
1:J:165:ALA:O	1:J:168:LYS:HB2	2.16	0.44
1:I:287:ALA:O	1:I:288:MET:C	2.56	0.44
1:J:169:VAL:HG23	1:J:370:ALA:CB	2.43	0.44
1:M:356:ALA:C	1:M:358:SER:H	2.21	0.44
1:G:234:LEU:N	1:G:235:PRO:CD	2.76	0.44
1:G:194:GLN:HG2	1:G:195:PHE:N	2.31	0.44
1:A:238:GLU:CB	2:O:23:GLY:O	2.65	0.44
1:E:325:ILE:N	1:E:325:ILE:CD1	2.79	0.44
1:C:278:ALA:CB	1:C:279:PRO:CD	2.87	0.44
1:J:272:LYS:HE3	1:J:272:LYS:HB2	1.82	0.44
1:A:289:LEU:O	1:A:290:GLN:C	2.55	0.44
1:I:314:LEU:C	1:I:316:ASP:N	2.68	0.44
2:R:47:ARG:HB3	2:R:55:LYS:CG	2.46	0.44
1:D:496:PRO:CG	1:D:499:VAL:HG13	2.47	0.44
1:H:450:PRO:O	1:H:454:ILE:HG12	2.17	0.44
1:E:466:ALA:O	1:E:470:LYS:HG3	2.18	0.44
1:A:456:LEU:HD13	1:A:462:PRO:HG2	1.98	0.44
2:Q:69:ASP:HA	2:Q:73:VAL:HG21	1.99	0.44
1:I:193:MET:CG	1:I:194:GLN:H	2.29	0.44
1:B:451:LEU:O	1:B:454:ILE:HB	2.18	0.44
1:C:397:GLU:O	1:C:398:ASP:C	2.54	0.44
1:M:5:ASP:HB2	1:M:524:LEU:CD2	2.46	0.44
1:G:403:THR:O	1:G:404:ARG:C	2.54	0.44
1:H:199:TYR:HD1	1:H:201:SER:H	1.65	0.44
1:K:326:ASN:O	1:K:327:LYS:C	2.55	0.44
1:N:88:GLY:O	1:N:89:THR:C	2.56	0.44
1:G:368:ARG:CD	1:G:372:LEU:HD11	2.48	0.44
1:H:475:ASN:ND2	1:H:489:ILE:HD12	2.32	0.44
1:M:336:VAL:O	1:M:336:VAL:HG12	2.18	0.44
1:N:73:MET:HE1	1:N:514:MET:HG2	1.98	0.44

*Continued on next page...*



*Continued from previous page...*

Atom-1	Atom-2	Interatomic distance (Å)	Clash overlap (Å)
1:F:23:LEU:C	1:F:23:LEU:CD1	2.86	0.44
1:A:62:LEU:CD1	1:A:62:LEU:N	2.81	0.44
1:N:391:GLU:O	1:N:394:ALA:HB3	2.18	0.44
1:M:117:LYS:HG2	1:M:121:ASP:OD2	2.17	0.44
1:L:356:ALA:C	1:L:358:SER:H	2.21	0.44
1:H:287:ALA:O	1:H:288:MET:C	2.56	0.44
1:F:250:ILE:O	1:F:251:ALA:HB2	2.17	0.44
1:A:235:PRO:HG2	1:A:236:VAL:HG23	1.99	0.44
1:A:313:THR:HG22	1:A:315:GLU:HG3	2.00	0.44
2:Q:55:LYS:CE	2:Q:55:LYS:N	2.63	0.44
1:B:194:GLN:HG2	1:B:195:PHE:N	2.32	0.44
1:L:233:MET:N	1:L:233:MET:SD	2.90	0.44
1:E:225:LYS:C	1:E:252:GLU:HB2	2.38	0.44
1:B:305:ILE:HD11	1:C:203:TYR:OH	2.17	0.44
1:C:199:TYR:CE1	1:C:202:PRO:HA	2.53	0.44
1:M:381:VAL:HG21	1:M:393:LYS:CA	2.38	0.44
2:S:34:LYS:HG3	2:S:35:SER:N	2.29	0.44
1:A:147:VAL:CG2	1:A:403:THR:HG22	2.48	0.44
1:B:339:GLU:HG3	1:B:342:ILE:HD12	1.99	0.44
1:L:417:VAL:O	1:L:418:ALA:C	2.55	0.44
2:T:76:GLU:O	2:T:83:VAL:HG22	2.17	0.44
2:T:84:LEU:CD1	2:T:84:LEU:N	2.79	0.44
1:N:321:LYS:HD2	1:N:334:ASP:OD2	2.17	0.44
1:I:166:MET:O	1:I:170:GLY:CA	2.65	0.44
1:M:504:LEU:HD22	1:M:504:LEU:O	2.18	0.44
2:O:4:ARG:O	2:U:93:ALA:HB1	2.17	0.44
1:K:157:THR:O	1:K:161:LEU:CD1	2.65	0.44
1:F:302:SER:O	1:F:305:ILE:N	2.50	0.44
1:C:108:ALA:HB1	1:J:109:ALA:HB1	2.00	0.44
1:I:199:TYR:HD1	1:I:201:SER:H	1.65	0.44
1:L:326:ASN:O	1:L:327:LYS:C	2.55	0.44
1:N:326:ASN:O	1:N:327:LYS:C	2.55	0.44
1:B:474:GLY:C	1:B:475:ASN:HD22	2.20	0.44
1:F:150:ILE:HG23	1:F:151:SER:N	2.32	0.44
1:D:381:VAL:HG13	1:D:392:LYS:CG	2.48	0.44
1:G:185:ASP:HA	1:G:380:LYS:O	2.17	0.44
1:E:5:ASP:HB2	1:E:524:LEU:CD2	2.47	0.44
2:R:60:LYS:N	2:R:63:ASP:OD2	2.50	0.44
1:F:155:ASP:HB3	1:F:158:VAL:CG2	2.47	0.44
1:I:77:VAL:HG11	1:I:510:VAL:HB	1.99	0.44
1:I:399:ALA:O	1:I:400:LEU:C	2.53	0.44

*Continued on next page...*



*Continued from previous page...*

Atom-1	Atom-2	Interatomic distance (Å)	Clash overlap (Å)
1:C:327:LYS:HD3	1:C:327:LYS:N	2.32	0.44
1:L:512:GLY:HA2	1:L:515:ILE:HD12	2.00	0.44
1:A:430:ARG:HG2	1:A:430:ARG:HH11	1.82	0.44
1:J:356:ALA:HB1	1:J:362:ARG:NE	2.26	0.44
1:G:237:LEU:CD2	1:G:237:LEU:C	2.86	0.44
1:F:234:LEU:N	1:F:235:PRO:CD	2.78	0.44
1:C:308:GLU:O	1:C:309:LEU:O	2.36	0.44
1:A:248:LEU:HD13	1:A:248:LEU:C	2.38	0.44
2:U:55:LYS:N	2:U:55:LYS:CE	2.60	0.44
1:E:201:SER:HB3	1:E:259:LEU:HD22	2.00	0.44
1:E:326:ASN:ND2	1:E:328:ASP:N	2.63	0.44
1:C:280:GLY:HA3	1:C:284:ARG:NH1	2.30	0.44
1:A:200:LEU:O	1:A:202:PRO:HD2	2.18	0.44
1:A:194:GLN:HG3	1:A:331:THR:OG1	2.18	0.44
1:M:449:ALA:HB3	1:M:450:PRO:CD	2.33	0.44
2:T:47:ARG:HB3	2:T:55:LYS:CG	2.48	0.44
1:L:106:ALA:HA	1:L:111:MET:HE3	2.00	0.44
1:H:64:ASP:HB3	1:H:67:GLU:HB2	2.00	0.44
1:H:24:ALA:O	1:H:28:LYS:HG2	2.17	0.44
2:S:14:ARG:NH2	2:S:69:ASP:OD2	2.50	0.44
1:E:134:LEU:HD11	1:E:425:LYS:NZ	2.33	0.44
1:B:357:THR:HB	1:B:361:ASP:HB2	1.98	0.44
1:B:436:GLN:O	1:B:440:ILE:HG13	2.18	0.44
2:S:47:ARG:CD	2:S:49:LEU:HB2	2.48	0.44
1:M:321:LYS:HD2	1:M:334:ASP:OD2	2.17	0.44
1:M:128:VAL:O	1:M:132:LYS:HG3	2.17	0.44
1:D:44:PHE:HD1	1:D:44:PHE:H	1.43	0.44
1:N:149:THR:CG2	1:N:159:GLY:HA3	2.45	0.44
1:N:37:ASN:ND2	1:N:37:ASN:N	2.64	0.44
1:C:488:MET:HE3	1:C:493:ILE:HB	2.00	0.44
1:I:478:TYR:HA	1:I:485:TYR:HA	1.99	0.44
1:B:309:LEU:CD1	1:B:309:LEU:H	2.30	0.44
1:D:176:THR:O	1:D:378:VAL:HA	2.18	0.44
1:B:183:LEU:HD22	1:B:384:ALA:HA	2.00	0.44
1:H:455:VAL:HG11	1:H:462:PRO:HA	1.99	0.44
1:F:400:LEU:C	1:F:400:LEU:HD13	2.38	0.44
1:C:72:GLN:HA	1:C:72:GLN:NE2	2.31	0.44
1:A:383:ALA:N	1:A:389:MET:HE1	2.32	0.44
1:G:384:ALA:N	1:G:388:GLU:OE1	2.50	0.44
1:G:176:THR:O	1:G:378:VAL:HA	2.18	0.44
1:C:8:PHE:N	1:C:8:PHE:CD1	2.85	0.44

*Continued on next page...*



*Continued from previous page...*

Atom-1	Atom-2	Interatomic distance (Å)	Clash overlap (Å)
2:O:13:LYS:O	2:O:13:LYS:HG3	2.17	0.44
1:F:179:ASP:OD1	1:F:389:MET:HG3	2.18	0.44
1:M:80:LYS:O	1:M:83:ASP:HB2	2.18	0.44
1:J:169:VAL:HG23	1:J:370:ALA:HA	1.99	0.44
1:J:349:ILE:O	1:J:352:GLN:HB2	2.17	0.44
1:D:200:LEU:O	1:D:202:PRO:CD	2.66	0.44
1:I:230:ILE:CD1	1:I:257:GLU:HG2	2.47	0.44
1:F:219:PHE:O	1:F:247:LEU:HD22	2.17	0.44
1:A:314:LEU:HD12	1:A:315:GLU:H	1.75	0.44
1:C:321:LYS:HD2	1:C:333:ILE:CG2	2.47	0.44
1:E:293:ALA:O	1:E:294:THR:C	2.56	0.44
1:M:247:LEU:HB3	1:M:273:VAL:HG11	2.00	0.44
1:L:433:ASN:OD1	1:L:435:ASP:HB2	2.18	0.44
1:K:66:PHE:N	1:K:69:MET:HG3	2.29	0.44
1:N:349:ILE:O	1:N:352:GLN:HB2	2.17	0.44
2:O:76:GLU:O	2:O:83:VAL:HG22	2.18	0.44
1:E:456:LEU:HD22	1:E:462:PRO:HG2	1.99	0.44
1:F:130:GLU:OE1	1:F:130:GLU:HA	2.18	0.44
1:L:217:SER:CB	1:L:321:LYS:HA	2.47	0.44
1:M:217:SER:CB	1:M:321:LYS:HA	2.47	0.44
1:I:158:VAL:O	1:I:162:ILE:HG13	2.17	0.44
1:D:451:LEU:CD2	1:D:451:LEU:C	2.86	0.44
1:G:309:LEU:N	1:G:309:LEU:HD12	2.33	0.44
1:N:15:LYS:HA	1:N:15:LYS:HD3	1.85	0.44
1:M:21:ASN:HD22	1:M:21:ASN:HA	1.63	0.44
1:M:140:ASP:O	1:M:144:ILE:HG12	2.18	0.44
1:H:478:TYR:HB2	1:H:485:TYR:CD2	2.53	0.44
1:N:165:ALA:O	1:N:168:LYS:N	2.35	0.44
1:C:158:VAL:O	1:C:159:GLY:C	2.55	0.44
1:J:152:ALA:O	1:J:153:ASN:HB3	2.18	0.44
1:M:175:ILE:N	1:M:175:ILE:CD1	2.73	0.44
1:B:229:ASN:C	1:B:231:ARG:N	2.70	0.44
1:C:302:SER:CB	1:C:305:ILE:HB	2.48	0.44
1:F:309:LEU:O	1:F:310:GLU:C	2.56	0.44
1:G:200:LEU:HD12	1:G:200:LEU:N	2.32	0.44
1:G:228:SER:HA	1:G:255:GLU:CG	2.48	0.44
1:G:284:ARG:O	1:G:287:ALA:HB3	2.18	0.44
1:G:325:ILE:HG22	1:G:326:ASN:N	2.33	0.44
1:N:230:ILE:CD1	1:N:257:GLU:HG2	2.47	0.44
1:A:219:PHE:HA	1:A:318:GLY:O	2.18	0.44
1:B:199:TYR:HE1	1:B:327:LYS:HG3	1.82	0.44

*Continued on next page...*



*Continued from previous page...*

Atom-1	Atom-2	Interatomic distance (Å)	Clash overlap (Å)
1:I:301:ILE:HD12	1:I:301:ILE:H	1.80	0.44
1:B:235:PRO:HG2	1:B:236:VAL:N	2.32	0.44
1:E:204:PHE:O	1:E:213:VAL:HG22	2.18	0.44
1:E:262:LEU:HD11	1:E:273:VAL:HB	2.00	0.44
1:H:226:LYS:HG3	1:H:252:GLU:CB	2.47	0.44
1:L:149:THR:HG21	1:L:156:GLU:HA	2.00	0.44
1:A:279:PRO:HB2	1:A:285:ARG:HA	1.99	0.44
1:A:344:GLY:C	1:A:346:VAL:N	2.71	0.44
1:D:289:LEU:HD23	1:D:292:ILE:HD12	1.99	0.44
1:N:287:ALA:O	1:N:288:MET:C	2.56	0.44
1:I:414:GLY:N	1:I:494:LEU:HA	2.33	0.44
1:E:302:SER:C	1:E:304:GLU:N	2.71	0.44
1:B:428:ASP:C	1:B:430:ARG:NH1	2.71	0.44
1:C:417:VAL:CA	1:C:420:ILE:HG22	2.47	0.44
1:H:422:VAL:O	1:H:426:LEU:CD2	2.64	0.44
2:S:47:ARG:HD3	2:S:49:LEU:CG	2.48	0.44
1:I:97:GLN:O	1:I:98:ALA:C	2.57	0.44
1:I:202:PRO:C	1:I:204:PHE:H	2.21	0.44
1:I:186:GLU:O	1:I:379:ILE:HA	2.18	0.44
2:T:50:GLU:OE1	2:U:50:GLU:HA	2.18	0.44
2:T:7:HIS:HB3	2:T:45:ASN:HD22	1.82	0.44
1:G:84:ALA:HB2	1:G:506:TYR:CE2	2.51	0.44
2:Q:58:ASP:N	2:Q:88:GLU:OE2	2.47	0.44
1:D:9:GLY:HA2	1:D:13:ARG:HH12	1.82	0.44
1:C:384:ALA:N	1:C:388:GLU:OE1	2.47	0.44
1:G:430:ARG:HH11	1:G:430:ARG:HG2	1.82	0.44
1:G:87:ASP:OD1	1:G:88:GLY:N	2.50	0.44
1:C:140:ASP:OD1	1:C:142:LYS:HB3	2.18	0.44
1:I:349:ILE:O	1:I:352:GLN:HB2	2.17	0.43
1:I:356:ALA:C	1:I:358:SER:H	2.21	0.43
1:I:356:ALA:HB1	1:I:362:ARG:NE	2.26	0.43
1:J:191:GLU:CA	1:J:372:LEU:HG	2.48	0.43
1:M:364:LYS:O	1:M:365:LEU:C	2.57	0.43
1:M:371:LYS:C	1:M:376:VAL:CG2	2.72	0.43
1:K:349:ILE:O	1:K:352:GLN:HB2	2.17	0.43
1:F:233:MET:HE2	1:F:237:LEU:HB2	1.99	0.43
1:F:265:ASN:HB3	1:F:271:VAL:CG2	2.48	0.43
1:J:230:ILE:CD1	1:J:257:GLU:HG2	2.48	0.43
1:A:267:MET:C	1:A:269:GLY:N	2.71	0.43
1:E:211:GLY:O	1:E:325:ILE:O	2.36	0.43
1:E:344:GLY:C	1:E:346:VAL:N	2.71	0.43

*Continued on next page...*



*Continued from previous page...*

Atom-1	Atom-2	Interatomic distance (Å)	Clash overlap (Å)
1:E:346:VAL:O	1:E:350:ARG:NH1	2.51	0.43
1:N:247:LEU:HB3	1:N:273:VAL:HG11	2.00	0.43
1:L:226:LYS:HG3	1:L:252:GLU:CB	2.47	0.43
1:L:247:LEU:HB3	1:L:273:VAL:HG11	2.00	0.43
1:F:456:LEU:HA	1:F:456:LEU:HD12	1.86	0.43
1:A:208:PRO:C	1:A:212:ALA:HB3	2.38	0.43
1:D:287:ALA:O	1:D:290:GLN:NE2	2.50	0.43
1:C:194:GLN:NE2	1:C:331:THR:OG1	2.51	0.43
1:J:32:GLY:CA	1:J:454:ILE:HG23	2.48	0.43
1:N:449:ALA:HB3	1:N:450:PRO:CD	2.39	0.43
1:E:436:GLN:O	1:E:440:ILE:HG13	2.17	0.43
1:L:321:LYS:HD2	1:L:334:ASP:OD2	2.17	0.43
2:S:7:HIS:O	2:S:8:ASP:CB	2.57	0.43
2:P:79:ASP:HB2	2:P:81:GLU:OE1	2.18	0.43
1:M:104:LEU:HD12	1:M:104:LEU:HA	1.70	0.43
1:C:315:GLU:OE1	1:C:316:ASP:N	2.51	0.43
1:F:302:SER:C	1:F:304:GLU:N	2.69	0.43
1:F:227:ILE:CD1	1:F:227:ILE:N	2.78	0.43
1:J:109:ALA:HB3	1:J:111:MET:CE	2.48	0.43
1:G:37:ASN:OD1	1:G:51:LYS:HB2	2.17	0.43
1:H:336:VAL:HG12	1:H:336:VAL:O	2.18	0.43
1:N:336:VAL:HG12	1:N:336:VAL:O	2.18	0.43
1:D:183:LEU:HD22	1:D:384:ALA:HA	2.00	0.43
1:A:6:VAL:HG23	1:A:6:VAL:O	2.18	0.43
1:C:103:GLY:O	1:C:107:VAL:HG23	2.18	0.43
1:A:509:SER:CB	1:B:385:THR:HG23	2.47	0.43
1:F:27:VAL:HG13	1:F:53:GLY:HA2	2.00	0.43
1:L:191:GLU:CG	1:L:343:GLN:HE21	2.20	0.43
1:L:287:ALA:O	1:L:288:MET:C	2.56	0.43
1:L:364:LYS:O	1:L:365:LEU:C	2.57	0.43
1:K:192:GLY:O	1:K:376:VAL:HB	2.18	0.43
1:M:287:ALA:O	1:M:288:MET:C	2.56	0.43
1:D:325:ILE:HG22	1:D:326:ASN:N	2.32	0.43
1:F:273:VAL:CG1	1:F:274:ALA:N	2.68	0.43
1:F:309:LEU:N	1:F:309:LEU:HD12	2.34	0.43
1:G:281:PHE:CG	1:G:282:GLY:N	2.86	0.43
1:L:301:ILE:H	1:L:301:ILE:HD12	1.80	0.43
1:E:266:THR:HA	1:E:271:VAL:O	2.19	0.43
1:E:289:LEU:N	1:E:290:GLN:OE1	2.43	0.43
1:C:222:LEU:HD22	1:C:300:VAL:HG22	1.99	0.43
1:A:213:VAL:HB	1:A:325:ILE:HD13	1.99	0.43

*Continued on next page...*



*Continued from previous page...*

Atom-1	Atom-2	Interatomic distance (Å)	Clash overlap (Å)
1:L:152:ALA:CB	1:L:158:VAL:HG11	2.48	0.43
1:I:247:LEU:HB3	1:I:273:VAL:HG11	2.00	0.43
1:D:350:ARG:HD3	1:D:350:ARG:HA	1.82	0.43
1:F:207:LYS:CB	1:F:208:PRO:CD	2.96	0.43
2:P:47:ARG:HG2	2:P:48:ILE:N	2.33	0.43
2:S:67:PHE:HE1	2:S:69:ASP:HB2	1.84	0.43
1:A:147:VAL:CG2	1:A:148:GLY:N	2.80	0.43
1:B:360:TYR:H	1:B:363:GLU:HG3	1.83	0.43
1:K:381:VAL:HB	1:K:389:MET:CE	2.47	0.43
1:I:413:ALA:HB1	1:I:417:VAL:HB	1.99	0.43
1:H:321:LYS:HD2	1:H:334:ASP:OD2	2.17	0.43
1:C:73:MET:O	1:C:74:VAL:C	2.57	0.43
2:Q:97:ALA:HB3	2:R:2:ASN:H	1.83	0.43
1:M:421:ARG:HA	1:M:421:ARG:NE	2.32	0.43
1:M:202:PRO:C	1:M:204:PHE:H	2.21	0.43
1:A:39:VAL:HG12	1:G:69:MET:CE	2.48	0.43
1:E:267:MET:O	1:E:269:GLY:N	2.50	0.43
1:N:420:ILE:HG13	1:N:451:LEU:HD22	2.01	0.43
1:F:409:GLU:OE2	1:F:498:LYS:HA	2.17	0.43
1:K:336:VAL:O	1:K:336:VAL:HG12	2.18	0.43
1:H:521:VAL:HB	1:N:40:LEU:HD13	2.00	0.43
1:K:120:ILE:O	1:K:121:ASP:C	2.57	0.43
1:I:487:ASN:O	1:I:491:MET:HG3	2.19	0.43
1:F:180:GLY:CA	1:F:380:LYS:HB3	2.47	0.43
1:M:461:GLU:HB3	1:M:464:VAL:HB	2.00	0.43
1:D:325:ILE:CG1	1:D:330:THR:HG23	2.48	0.43
1:K:230:ILE:CG1	1:K:258:ALA:HA	2.23	0.43
1:F:219:PHE:HD1	1:F:319:GLN:HE21	1.66	0.43
1:G:217:SER:N	1:G:218:PRO:CD	2.82	0.43
1:L:230:ILE:CD1	1:L:257:GLU:HG2	2.48	0.43
1:B:217:SER:N	1:B:218:PRO:CD	2.80	0.43
1:B:325:ILE:N	1:B:325:ILE:CD1	2.77	0.43
1:B:237:LEU:C	1:B:237:LEU:CD2	2.87	0.43
1:B:232:GLU:C	1:B:310:GLU:OE2	2.56	0.43
1:E:291:ASP:HB2	1:E:372:LEU:CD2	2.46	0.43
1:E:358:SER:HA	1:E:362:ARG:HG3	2.00	0.43
1:C:346:VAL:HA	1:C:349:ILE:HD12	1.99	0.43
1:A:325:ILE:CD1	1:A:325:ILE:N	2.79	0.43
1:J:69:MET:O	1:J:70:GLY:C	2.57	0.43
1:L:433:ASN:HD22	1:L:434:GLU:N	2.15	0.43
1:N:385:THR:HG23	1:N:388:GLU:HB3	1.99	0.43

*Continued on next page...*



*Continued from previous page...*

Atom-1	Atom-2	Interatomic distance (Å)	Clash overlap (Å)
1:N:366:GLN:O	1:N:374:GLY:HA3	2.19	0.43
1:L:385:THR:HG23	1:L:388:GLU:N	2.31	0.43
1:G:406:ALA:O	1:G:410:GLY:N	2.51	0.43
1:F:368:ARG:O	1:F:372:LEU:N	2.46	0.43
1:L:217:SER:N	1:L:321:LYS:O	2.48	0.43
1:N:217:SER:CB	1:N:321:LYS:HA	2.47	0.43
1:K:321:LYS:HD2	1:K:334:ASP:OD2	2.17	0.43
1:B:397:GLU:O	1:B:398:ASP:C	2.55	0.43
1:N:175:ILE:HD13	1:N:404:ARG:NH2	2.33	0.43
1:G:111:MET:CE	1:G:438:VAL:HG21	2.48	0.43
1:A:434:GLU:O	1:A:437:ASN:N	2.50	0.43
1:L:398:ASP:O	1:L:401:HIS:N	2.51	0.43
1:C:451:LEU:CD2	1:C:451:LEU:C	2.86	0.43
1:C:178:GLU:O	1:C:380:LYS:HA	2.18	0.43
1:H:202:PRO:C	1:H:204:PHE:H	2.21	0.43
1:I:38:VAL:HG22	1:J:519:CYS:HB3	1.99	0.43
1:J:77:VAL:HG22	1:J:506:TYR:HB3	1.99	0.43
2:T:59:VAL:HG23	2:T:59:VAL:O	2.18	0.43
1:J:193:MET:CG	1:J:194:GLN:H	2.29	0.43
1:J:356:ALA:C	1:J:358:SER:H	2.21	0.43
1:H:349:ILE:O	1:H:352:GLN:HB2	2.17	0.43
1:D:272:LYS:CB	1:D:272:LYS:NZ	2.81	0.43
2:R:20:LYS:HD2	2:R:20:LYS:H	1.83	0.43
1:K:253:ASP:OD2	1:K:277:LYS:HD3	2.19	0.43
1:G:206:ASN:HB3	1:G:214:GLU:N	2.33	0.43
1:G:361:ASP:C	1:G:363:GLU:H	2.22	0.43
1:N:253:ASP:OD1	1:N:254:VAL:N	2.41	0.43
1:C:293:ALA:O	1:C:294:THR:C	2.56	0.43
1:C:362:ARG:O	1:C:366:GLN:OE1	2.36	0.43
1:D:289:LEU:N	1:D:290:GLN:OE1	2.44	0.43
1:D:348:GLN:NE2	1:D:352:GLN:NE2	2.66	0.43
1:F:207:LYS:NZ	1:F:207:LYS:CB	2.81	0.43
1:K:496:PRO:O	1:K:499:VAL:HG22	2.18	0.43
1:D:456:LEU:HD13	1:D:462:PRO:HG2	1.96	0.43
1:C:111:MET:HE2	1:J:434:GLU:OE2	2.16	0.43
2:U:44:GLY:O	2:U:57:LEU:HD12	2.19	0.43
1:F:499:VAL:CG2	1:F:500:THR:H	2.31	0.43
1:M:193:MET:CG	1:M:194:GLN:H	2.29	0.43
1:M:90:THR:O	1:M:94:VAL:HG23	2.18	0.43
1:E:86:GLY:O	1:E:87:ASP:HB2	2.17	0.43
1:D:486:GLY:CA	1:D:491:MET:CE	2.96	0.43

*Continued on next page...*



*Continued from previous page...*

Atom-1	Atom-2	Interatomic distance (Å)	Clash overlap (Å)
1:A:397:GLU:O	1:A:398:ASP:C	2.55	0.43
1:C:303:GLU:C	1:C:303:GLU:OE1	2.57	0.43
1:F:112:ASN:HA	1:F:113:PRO:HD3	1.73	0.43
1:G:124:VAL:O	1:G:125:THR:C	2.57	0.43
1:A:24:ALA:O	1:A:28:LYS:HG3	2.18	0.43
1:K:175:ILE:CD1	1:K:175:ILE:N	2.81	0.43
1:A:39:VAL:HG23	1:G:517:THR:HG23	1.99	0.43
2:T:86:MET:HG3	2:T:90:ASP:HB2	1.99	0.43
1:H:153:ASN:O	1:H:154:SER:HB2	2.18	0.43
1:G:7:LYS:HD2	1:G:66:PHE:CD2	2.53	0.43
1:N:81:ALA:HA	1:N:506:TYR:CD2	2.54	0.43
1:G:183:LEU:CD2	1:G:384:ALA:HA	2.49	0.43
1:M:120:ILE:HG22	1:M:121:ASP:N	2.33	0.43
1:A:184:GLN:N	1:A:184:GLN:OE1	2.49	0.43
2:R:67:PHE:CD1	2:R:67:PHE:C	2.91	0.43
2:S:3:ILE:HD12	2:S:3:ILE:H	1.83	0.43
1:B:116:LEU:O	1:B:120:ILE:HG13	2.19	0.43
1:B:76:GLU:HA	1:B:79:SER:HB3	2.01	0.43
1:G:145:ALA:O	1:G:159:GLY:HA3	2.17	0.43
1:L:38:VAL:HG12	1:L:39:VAL:N	2.33	0.43
1:K:356:ALA:C	1:K:358:SER:H	2.21	0.43
1:B:249:ILE:HB	1:B:275:ALA:HB1	1.99	0.43
1:D:203:TYR:CD1	1:D:203:TYR:N	2.80	0.43
1:D:249:ILE:HB	1:D:275:ALA:HB1	1.96	0.43
2:R:20:LYS:HG2	2:R:27:LEU:HD23	1.98	0.43
1:F:233:MET:CE	1:F:237:LEU:HB2	2.49	0.43
1:F:279:PRO:HD2	1:F:285:ARG:CB	2.48	0.43
1:G:280:GLY:CA	1:G:284:ARG:HD2	2.49	0.43
1:A:233:MET:HE2	1:A:237:LEU:HB2	1.99	0.43
1:B:308:GLU:H	1:B:311:LYS:HB3	1.83	0.43
1:E:199:TYR:CE2	1:E:202:PRO:HA	2.52	0.43
1:C:288:MET:HG2	1:C:368:ARG:HE	1.83	0.43
1:C:350:ARG:HA	1:C:353:ILE:HD12	2.00	0.43
1:G:313:THR:HG22	1:G:315:GLU:H	1.83	0.43
1:A:353:ILE:HG22	1:A:354:GLU:N	2.34	0.43
1:B:456:LEU:HD13	1:B:462:PRO:HG3	1.99	0.43
1:J:522:THR:OG1	1:J:523:ASP:N	2.51	0.43
1:H:434:GLU:HA	1:H:437:ASN:HD22	1.81	0.43
1:C:456:LEU:HD22	1:C:462:PRO:HG2	2.00	0.43
1:L:440:ILE:O	1:L:443:ALA:HB3	2.18	0.43
1:L:95:LEU:O	1:L:96:ALA:C	2.56	0.43

*Continued on next page...*



*Continued from previous page...*

Atom-1	Atom-2	Interatomic distance (Å)	Clash overlap (Å)
1:K:449:ALA:HB3	1:K:450:PRO:CD	2.39	0.43
1:E:235:PRO:CG	1:E:236:VAL:H	2.28	0.43
1:E:237:LEU:C	1:E:237:LEU:CD2	2.87	0.43
1:J:217:SER:CB	1:J:321:LYS:HA	2.47	0.43
1:G:177:VAL:HG22	1:G:393:LYS:HG3	2.01	0.43
2:Q:93:ALA:HB1	2:R:4:ARG:O	2.17	0.43
1:A:401:HIS:O	1:A:404:ARG:HB2	2.18	0.43
2:R:78:ILE:CD1	2:R:78:ILE:N	2.82	0.43
1:G:180:GLY:HA2	1:G:380:LYS:HB3	2.00	0.43
1:C:65:LYS:O	1:C:69:MET:HG3	2.18	0.43
2:T:3:ILE:N	2:T:3:ILE:HD12	2.34	0.43
1:D:136:VAL:HA	1:D:137:PRO:HD3	1.79	0.43
1:F:518:GLU:OE1	1:F:518:GLU:HA	2.18	0.43
1:M:153:ASN:O	1:M:154:SER:HB2	2.17	0.43
1:D:177:VAL:HG11	1:D:397:GLU:CG	2.49	0.43
1:H:362:ARG:HB3	1:H:362:ARG:HH11	1.84	0.43
1:K:193:MET:CG	1:K:194:GLN:H	2.29	0.43
1:L:193:MET:CG	1:L:194:GLN:H	2.29	0.43
1:K:364:LYS:O	1:K:365:LEU:C	2.57	0.43
1:F:218:PRO:HA	1:F:246:PRO:O	2.18	0.43
1:D:246:PRO:HA	1:D:272:LYS:O	2.19	0.43
1:K:253:ASP:OD1	1:K:254:VAL:N	2.41	0.43
1:B:206:ASN:HB3	1:B:214:GLU:H	1.83	0.43
1:C:270:ILE:HD11	2:Q:27:LEU:CD1	2.49	0.43
1:C:346:VAL:O	1:C:349:ILE:HB	2.18	0.43
1:L:66:PHE:HA	1:L:520:MET:CE	2.49	0.43
1:A:345:ARG:O	1:A:349:ILE:HG13	2.18	0.43
2:R:14:ARG:HH11	2:R:14:ARG:HB3	1.82	0.43
1:D:349:ILE:HA	1:D:352:GLN:HE21	1.76	0.43
1:F:325:ILE:HG22	1:F:326:ASN:O	2.18	0.43
1:L:47:PRO:HG3	1:M:73:MET:CG	2.48	0.43
1:M:64:ASP:C	1:M:65:LYS:O	2.52	0.43
1:D:496:PRO:O	1:D:497:THR:C	2.56	0.43
1:F:358:SER:HA	1:F:362:ARG:HG3	2.00	0.43
2:T:47:ARG:HD3	2:T:49:LEU:HB2	2.01	0.43
1:N:364:LYS:O	1:N:365:LEU:C	2.57	0.43
1:B:292:ILE:O	1:B:295:LEU:HB3	2.19	0.43
1:B:350:ARG:HA	1:B:353:ILE:HD12	2.00	0.43
1:D:417:VAL:CA	1:D:420:ILE:HG22	2.47	0.43
1:J:414:GLY:N	1:J:494:LEU:HA	2.33	0.43
1:E:487:ASN:OD1	1:E:489:ILE:N	2.52	0.43

*Continued on next page...*



*Continued from previous page...*

Atom-1	Atom-2	Interatomic distance (Å)	Clash overlap (Å)
1:K:217:SER:CB	1:K:321:LYS:HA	2.47	0.43
1:F:128:VAL:CG1	1:F:132:LYS:HE2	2.49	0.43
1:G:177:VAL:CG1	1:G:397:GLU:HG2	2.48	0.43
1:H:81:ALA:HA	1:H:506:TYR:CD2	2.54	0.43
1:M:253:ASP:OD2	1:M:277:LYS:HD3	2.19	0.43
1:D:299:THR:N	1:D:316:ASP:O	2.52	0.43
1:L:336:VAL:O	1:L:336:VAL:HG12	2.18	0.43
1:I:478:TYR:HB2	1:I:485:TYR:CD2	2.52	0.43
1:E:164:GLU:O	1:E:167:ASP:HB3	2.18	0.43
1:C:185:ASP:HA	1:C:380:LYS:O	2.19	0.43
1:F:183:LEU:HD22	1:F:384:ALA:HA	2.01	0.43
1:J:120:ILE:O	1:J:121:ASP:C	2.56	0.43
1:D:293:ALA:O	1:D:297:GLY:N	2.52	0.43
1:H:165:ALA:O	1:H:168:LYS:HB2	2.18	0.43
2:S:97:ALA:O	2:T:1:MET:HA	2.18	0.43
1:J:362:ARG:HB3	1:J:362:ARG:HH11	1.84	0.43
1:F:206:ASN:HB3	1:F:214:GLU:N	2.33	0.43
1:K:230:ILE:CD1	1:K:257:GLU:HG2	2.48	0.43
1:F:230:ILE:C	1:F:232:GLU:H	2.22	0.43
1:G:295:LEU:HD23	1:G:335:GLY:O	2.18	0.43
1:J:253:ASP:OD1	1:J:254:VAL:N	2.41	0.43
1:A:220:ILE:N	1:A:318:GLY:O	2.48	0.43
1:E:322:ARG:CB	1:E:333:ILE:HD12	2.29	0.43
1:C:283:ASP:O	1:C:287:ALA:HB2	2.18	0.43
1:J:247:LEU:HB3	1:J:273:VAL:HG11	2.00	0.43
1:N:130:GLU:OE2	1:N:425:LYS:HB3	2.18	0.43
1:A:350:ARG:HD3	1:A:350:ARG:HA	1.83	0.43
1:J:131:LEU:HD12	1:J:422:VAL:HG11	2.00	0.43
1:D:349:ILE:HG12	1:D:352:GLN:HE22	1.83	0.43
1:K:135:SER:HA	1:K:412:VAL:CG1	2.48	0.43
1:F:362:ARG:HA	1:F:365:LEU:HD13	2.01	0.43
1:G:127:ALA:O	1:G:131:LEU:HG	2.18	0.43
1:F:417:VAL:CA	1:F:420:ILE:HG22	2.48	0.43
1:H:149:THR:H	1:H:159:GLY:HA3	1.83	0.43
1:C:449:ALA:HB3	1:C:450:PRO:CD	2.41	0.43
2:P:4:ARG:O	2:P:5:PRO:O	2.37	0.43
1:N:194:GLN:CG	1:N:331:THR:HB	2.41	0.43
1:E:73:MET:O	1:E:74:VAL:C	2.56	0.43
2:T:68:ASN:ND2	2:U:74:LYS:CE	2.79	0.43
1:A:38:VAL:HG12	1:A:39:VAL:N	2.34	0.43
1:E:438:VAL:O	1:E:442:VAL:HG23	2.19	0.43

*Continued on next page...*



*Continued from previous page...*

Atom-1	Atom-2	Interatomic distance (Å)	Clash overlap (Å)
1:L:420:ILE:HG23	1:L:470:LYS:HD3	2.01	0.43
1:J:420:ILE:CD1	1:J:448:GLU:HA	2.48	0.43
1:M:448:GLU:HB3	1:M:452:ARG:HD2	1.99	0.43
1:A:400:LEU:HD13	1:A:400:LEU:C	2.39	0.43
1:H:420:ILE:CD1	1:H:448:GLU:HA	2.48	0.43
1:D:391:GLU:O	1:D:394:ALA:HB3	2.18	0.43
1:L:21:ASN:HD22	1:L:21:ASN:HA	1.58	0.43
1:I:391:GLU:O	1:I:394:ALA:HB3	2.19	0.43
1:C:519:CYS:SG	1:C:520:MET:N	2.92	0.43
1:K:165:ALA:O	1:K:168:LYS:HB2	2.17	0.43
1:M:472:GLY:HA3	1:M:476:TYR:CD2	2.54	0.43
1:J:191:GLU:OE2	1:J:346:VAL:HG22	1.93	0.43
1:B:266:THR:HG22	1:B:273:VAL:N	2.31	0.43
1:B:194:GLN:O	1:B:371:LYS:NZ	2.41	0.43
1:B:239:ALA:HB1	1:B:314:LEU:HB3	2.00	0.43
1:E:290:GLN:O	1:E:294:THR:N	2.50	0.43
1:C:222:LEU:HD22	1:C:293:ALA:HB2	2.01	0.43
1:A:284:ARG:HG2	1:A:288:MET:CE	2.48	0.43
1:A:208:PRO:O	1:A:212:ALA:HB3	2.18	0.43
1:D:352:GLN:C	1:D:365:LEU:HD11	2.39	0.43
1:E:207:LYS:CB	1:E:208:PRO:CD	2.93	0.43
1:F:353:ILE:O	1:F:355:GLU:N	2.52	0.43
1:C:122:LYS:HE2	1:C:429:LEU:HD11	1.99	0.43
1:F:203:TYR:H	1:F:203:TYR:HD1	1.65	0.43
1:D:465:VAL:O	1:D:466:ALA:C	2.57	0.43
2:S:7:HIS:ND1	2:S:7:HIS:O	2.52	0.43
1:M:90:THR:O	1:M:93:THR:HB	2.19	0.43
1:N:112:ASN:C	1:N:112:ASN:OD1	2.57	0.43
1:I:95:LEU:O	1:I:96:ALA:C	2.57	0.43
1:E:450:PRO:O	1:E:454:ILE:HG13	2.18	0.43
2:P:14:ARG:CD	2:P:35:SER:HB3	2.49	0.43
1:N:401:HIS:O	1:N:404:ARG:N	2.52	0.43
1:J:202:PRO:C	1:J:204:PHE:H	2.21	0.43
1:B:326:ASN:HD21	1:B:328:ASP:HB2	1.82	0.43
1:N:200:LEU:HD12	1:N:200:LEU:N	2.34	0.43
1:N:202:PRO:C	1:N:204:PHE:H	2.21	0.43
2:S:41:LEU:O	2:S:61:VAL:HG13	2.19	0.43
1:M:400:LEU:O	1:M:400:LEU:HD23	2.19	0.43
1:A:95:LEU:HD13	1:A:504:LEU:HD23	2.01	0.43
1:C:84:ALA:HB2	1:C:506:TYR:CE2	2.49	0.43
1:K:186:GLU:HB2	1:K:380:LYS:HB2	2.00	0.43

*Continued on next page...*



*Continued from previous page...*

Atom-1	Atom-2	Interatomic distance (Å)	Clash overlap (Å)
1:K:420:ILE:HG13	1:K:451:LEU:HD22	2.01	0.43
1:D:519:CYS:HB3	1:E:38:VAL:HG22	1.99	0.43
1:C:190:VAL:HB	1:C:376:VAL:HB	1.99	0.43
1:L:362:ARG:HB3	1:L:362:ARG:HH11	1.84	0.43
1:J:361:ASP:O	1:J:365:LEU:HG	2.19	0.43
1:H:288:MET:HE3	1:H:288:MET:HA	2.01	0.43
1:F:240:VAL:O	1:F:241:ALA:C	2.57	0.43
1:G:279:PRO:HD2	1:G:285:ARG:CB	2.49	0.43
1:G:284:ARG:HG2	1:G:288:MET:HE1	2.01	0.43
2:Q:46:GLY:HA3	2:Q:55:LYS:O	2.19	0.43
1:C:309:LEU:O	1:C:311:LYS:N	2.51	0.43
1:B:213:VAL:O	1:B:324:VAL:HA	2.18	0.43
1:E:288:MET:O	1:E:289:LEU:HG	2.19	0.43
1:C:254:VAL:HG12	1:C:259:LEU:HG	2.01	0.43
1:L:7:LYS:HG3	1:L:66:PHE:CZ	2.54	0.43
1:L:249:ILE:HD12	1:L:275:ALA:HB2	2.00	0.43
1:M:249:ILE:HD12	1:M:275:ALA:HB2	2.00	0.43
1:J:7:LYS:HG3	1:J:66:PHE:CZ	2.54	0.43
1:G:208:PRO:HB2	1:G:212:ALA:HB3	2.01	0.43
1:L:171:LYS:HD3	1:L:407:VAL:HG11	2.01	0.43
1:G:456:LEU:HD12	1:G:456:LEU:HA	1.84	0.43
1:C:496:PRO:HG2	1:C:499:VAL:CG1	2.48	0.43
2:U:43:VAL:HG13	2:U:57:LEU:HD12	2.01	0.43
1:L:415:GLY:H	1:L:417:VAL:CG2	2.23	0.43
1:M:122:LYS:NZ	1:M:430:ARG:O	2.39	0.43
1:F:177:VAL:CG1	1:F:397:GLU:CG	2.97	0.43
2:T:37:ARG:N	2:T:37:ARG:HD2	2.34	0.43
1:A:161:LEU:HA	1:A:161:LEU:HD12	1.86	0.43
2:R:12:VAL:HG12	2:R:40:VAL:HA	2.01	0.43
1:N:37:ASN:H	1:N:37:ASN:HD22	1.65	0.43
1:E:41:ASP:O	1:E:42:LYS:CG	2.67	0.43
1:C:327:LYS:HB2	1:C:327:LYS:HE2	1.92	0.43
1:D:128:VAL:CG1	1:D:132:LYS:HE2	2.48	0.43
1:J:21:ASN:HA	1:J:21:ASN:HD22	1.60	0.43
1:E:451:LEU:C	1:E:451:LEU:HD23	2.39	0.43
1:J:72:GLN:NE2	1:J:72:GLN:HA	2.34	0.43
1:I:373:ALA:C	1:I:375:GLY:HA3	2.39	0.43
1:I:373:ALA:CA	1:I:375:GLY:CA	2.96	0.43
1:G:215:LEU:O	1:G:322:ARG:HA	2.19	0.43
1:A:235:PRO:CG	1:A:236:VAL:H	2.29	0.43
1:A:220:ILE:H	1:A:220:ILE:CD1	2.31	0.43

*Continued on next page...*



*Continued from previous page...*

Atom-1	Atom-2	Interatomic distance (Å)	Clash overlap (Å)
1:G:14:VAL:O	1:G:15:LYS:C	2.57	0.43
1:E:249:ILE:N	1:E:249:ILE:CD1	2.79	0.43
1:E:326:ASN:HD21	1:E:328:ASP:HB2	1.83	0.43
1:D:310:GLU:CD	1:D:310:GLU:N	2.69	0.43
1:C:263:VAL:HG12	1:C:267:MET:SD	2.59	0.43
1:C:266:THR:HA	1:C:271:VAL:O	2.19	0.43
1:H:247:LEU:HB3	1:H:273:VAL:HG11	2.00	0.43
2:O:14:ARG:CD	2:O:35:SER:HB3	2.42	0.43
1:D:456:LEU:C	1:D:458:CYS:H	2.23	0.43
1:H:69:MET:O	1:H:70:GLY:C	2.56	0.43
1:I:401:HIS:O	1:I:402:ALA:C	2.57	0.43
1:G:134:LEU:H	1:G:134:LEU:CD1	2.32	0.43
1:D:111:MET:HE3	1:K:434:GLU:OE2	2.18	0.43
1:L:171:LYS:HD3	1:L:407:VAL:CG1	2.49	0.43
1:A:385:THR:HG21	1:G:510:VAL:HG13	2.01	0.43
2:T:73:VAL:O	2:T:74:LYS:HD3	2.19	0.43
2:S:68:ASN:HD22	2:T:74:LYS:HE3	1.83	0.43
1:I:109:ALA:HB3	1:I:111:MET:CE	2.49	0.43
1:H:200:LEU:N	1:H:200:LEU:HD12	2.34	0.43
1:L:37:ASN:HB3	1:L:51:LYS:HG3	2.00	0.43
1:B:29:VAL:HG23	1:B:30:THR:CG2	2.47	0.43
1:G:479:ASN:HB3	1:G:482:THR:OG1	2.19	0.43
1:I:472:GLY:HA3	1:I:476:TYR:HD2	1.84	0.43
1:B:59:GLU:OE1	1:B:59:GLU:HA	2.19	0.43
1:A:272:LYS:NZ	1:A:272:LYS:HB2	2.34	0.43
1:N:476:TYR:HA	1:N:486:GLY:O	2.19	0.43
1:M:362:ARG:HH11	1:M:362:ARG:HB3	1.84	0.42
2:O:55:LYS:N	2:O:55:LYS:CE	2.67	0.42
1:A:234:LEU:O	1:A:238:GLU:N	2.38	0.42
1:C:230:ILE:C	1:C:232:GLU:N	2.71	0.42
2:O:20:LYS:HG2	2:O:27:LEU:HD21	1.99	0.42
1:B:239:ALA:HB1	1:B:314:LEU:HD23	2.01	0.42
1:E:345:ARG:O	1:E:349:ILE:HG13	2.19	0.42
1:C:279:PRO:HD2	1:C:285:ARG:CB	2.49	0.42
1:G:240:VAL:C	1:G:242:LYS:N	2.68	0.42
1:K:247:LEU:HB3	1:K:273:VAL:HG11	2.00	0.42
1:A:214:GLU:O	1:A:322:ARG:HD3	2.19	0.42
1:D:207:LYS:HB2	1:D:207:LYS:NZ	2.34	0.42
1:D:291:ASP:OD1	1:D:292:ILE:N	2.52	0.42
1:D:355:GLU:O	1:D:362:ARG:NH2	2.52	0.42
2:O:14:ARG:HB2	2:O:14:ARG:NH1	2.33	0.42

*Continued on next page...*



*Continued from previous page...*

Atom-1	Atom-2	Interatomic distance (Å)	Clash overlap (Å)
1:L:115:ASP:O	1:L:116:LEU:C	2.58	0.42
1:N:385:THR:HG22	1:N:388:GLU:HB3	2.01	0.42
1:N:349:ILE:O	1:N:350:ARG:C	2.58	0.42
1:I:130:GLU:HG3	1:I:426:LEU:HD22	2.01	0.42
1:M:101:THR:O	1:M:105:LYS:HG3	2.18	0.42
1:I:385:THR:HG23	1:I:388:GLU:N	2.30	0.42
1:B:362:ARG:HA	1:B:365:LEU:HD13	2.01	0.42
2:U:7:HIS:HB2	2:U:46:GLY:O	2.18	0.42
1:J:411:VAL:HG21	1:J:494:LEU:HD12	2.00	0.42
1:E:309:LEU:O	1:E:310:GLU:C	2.57	0.42
2:S:47:ARG:HD3	2:S:49:LEU:HB2	2.01	0.42
1:K:164:GLU:O	1:K:167:ASP:HB3	2.18	0.42
1:L:74:VAL:O	1:L:75:LYS:C	2.57	0.42
1:D:95:LEU:HD13	1:D:504:LEU:HD23	2.01	0.42
1:K:200:LEU:N	1:K:200:LEU:HD12	2.34	0.42
1:J:88:GLY:O	1:J:89:THR:C	2.56	0.42
1:G:339:GLU:O	1:G:343:GLN:OE1	2.36	0.42
1:K:77:VAL:HG11	1:K:510:VAL:HB	2.00	0.42
1:D:130:GLU:O	1:D:133:ALA:HB3	2.19	0.42
2:T:40:VAL:HG21	2:T:63:ASP:HB2	2.00	0.42
1:M:402:ALA:O	1:M:406:ALA:N	2.40	0.42
1:I:472:GLY:HA3	1:I:476:TYR:CD2	2.54	0.42
1:N:501:ARG:NH1	1:N:505:GLN:OE1	2.51	0.42
1:B:509:SER:HB3	1:C:385:THR:HG23	2.01	0.42
1:M:37:ASN:HB3	1:M:51:LYS:CG	2.49	0.42
1:N:165:ALA:O	1:N:168:LYS:HB2	2.18	0.42
1:F:72:GLN:NE2	1:F:72:GLN:HA	2.34	0.42
1:A:155:ASP:OD1	1:A:157:THR:HB	2.19	0.42
1:I:27:VAL:HG11	1:I:93:THR:HG21	2.01	0.42
1:I:191:GLU:HB3	1:I:372:LEU:CG	2.35	0.42
1:H:169:VAL:CG1	1:H:173:GLY:HA3	2.42	0.42
1:H:356:ALA:C	1:H:358:SER:H	2.21	0.42
1:H:361:ASP:O	1:H:365:LEU:HG	2.19	0.42
1:N:373:ALA:C	1:N:375:GLY:C	2.78	0.42
1:C:302:SER:C	1:C:304:GLU:N	2.72	0.42
1:G:211:GLY:O	1:G:325:ILE:O	2.37	0.42
2:U:20:LYS:HG2	2:U:27:LEU:HD23	2.00	0.42
1:C:232:GLU:O	1:C:310:GLU:OE2	2.37	0.42
2:O:20:LYS:CG	2:O:27:LEU:HD23	2.49	0.42
1:E:252:GLU:HA	1:E:285:ARG:HH12	1.81	0.42
1:E:256:GLY:HA2	1:E:259:LEU:HB2	2.01	0.42

*Continued on next page...*



*Continued from previous page...*

Atom-1	Atom-2	Interatomic distance (Å)	Clash overlap (Å)
1:E:289:LEU:HD23	1:E:292:ILE:HD12	2.01	0.42
1:E:325:ILE:CG1	1:E:330:THR:HG23	2.45	0.42
1:C:249:ILE:HG22	1:C:250:ILE:N	2.34	0.42
1:N:130:GLU:HB3	1:N:422:VAL:HG12	2.01	0.42
1:F:455:VAL:HG11	1:F:462:PRO:HA	2.02	0.42
1:A:207:LYS:CB	1:A:208:PRO:CD	2.95	0.42
1:I:17:LEU:HA	1:I:20:VAL:CG1	2.49	0.42
1:F:350:ARG:HD3	1:F:350:ARG:HA	1.83	0.42
1:C:200:LEU:HD12	1:C:200:LEU:H	1.84	0.42
1:L:130:GLU:HG3	1:L:426:LEU:HD22	2.01	0.42
1:K:17:LEU:HA	1:K:20:VAL:CG1	2.49	0.42
2:P:55:LYS:HE2	2:P:55:LYS:N	2.23	0.42
1:J:104:LEU:HA	1:J:104:LEU:HD12	1.75	0.42
1:N:104:LEU:O	1:N:107:VAL:HG22	2.19	0.42
1:I:217:SER:CB	1:I:321:LYS:HA	2.47	0.42
1:A:451:LEU:C	1:A:451:LEU:HD23	2.39	0.42
1:M:107:VAL:HG11	1:M:515:ILE:HG23	2.00	0.42
1:E:88:GLY:O	1:E:91:THR:HB	2.19	0.42
1:J:124:VAL:HG13	1:J:504:LEU:HD11	1.99	0.42
1:A:368:ARG:O	1:A:372:LEU:N	2.53	0.42
2:O:74:LYS:HE3	2:U:68:ASN:ND2	2.33	0.42
1:E:72:GLN:HE21	1:E:72:GLN:HA	1.84	0.42
1:K:15:LYS:HD3	1:K:15:LYS:HA	1.88	0.42
2:T:40:VAL:CG2	2:T:63:ASP:HB2	2.49	0.42
1:E:112:ASN:HA	1:E:113:PRO:HD3	1.76	0.42
1:G:479:ASN:O	1:G:483:GLU:N	2.51	0.42
1:L:19:GLY:HA3	1:L:67:GLU:O	2.19	0.42
1:F:482:THR:OG1	1:F:484:GLU:HG2	2.19	0.42
1:I:187:LEU:HD23	1:I:188:ASP:N	2.34	0.42
1:E:517:THR:HG23	1:F:39:VAL:HG23	2.01	0.42
1:L:172:GLU:N	1:L:172:GLU:OE1	2.52	0.42
1:M:184:GLN:HA	1:M:184:GLN:OE1	2.18	0.42
1:N:508:ALA:O	1:N:509:SER:C	2.56	0.42
1:C:117:LYS:HG2	1:C:121:ASP:OD2	2.19	0.42
1:I:364:LYS:O	1:I:365:LEU:C	2.57	0.42
1:J:349:ILE:O	1:J:350:ARG:C	2.58	0.42
1:H:349:ILE:O	1:H:350:ARG:C	2.58	0.42
1:H:373:ALA:C	1:H:376:VAL:H	2.23	0.42
1:K:362:ARG:HB3	1:K:362:ARG:HH11	1.84	0.42
1:D:321:LYS:HD2	1:D:333:ILE:CG2	2.43	0.42
1:G:215:LEU:O	1:G:322:ARG:HG3	2.18	0.42

*Continued on next page...*



*Continued from previous page...*

Atom-1	Atom-2	Interatomic distance (Å)	Clash overlap (Å)
1:A:262:LEU:O	1:A:266:THR:HG23	2.19	0.42
2:U:47:ARG:HB3	2:U:55:LYS:HG2	1.99	0.42
1:L:149:THR:H	1:L:159:GLY:HA3	1.83	0.42
1:A:278:ALA:O	1:A:279:PRO:O	2.37	0.42
1:H:49:ILE:HD11	1:I:73:MET:HE3	2.02	0.42
1:K:130:GLU:HG3	1:K:426:LEU:HD22	2.01	0.42
1:J:383:ALA:HB3	1:J:389:MET:HA	1.99	0.42
1:E:305:ILE:HD12	1:E:305:ILE:H	1.82	0.42
1:B:428:ASP:HA	1:B:430:ARG:HH12	1.84	0.42
1:A:451:LEU:O	1:A:454:ILE:HB	2.19	0.42
1:E:44:PHE:HB2	1:E:45:GLY:H	1.54	0.42
1:N:106:ALA:HA	1:N:111:MET:HE3	2.01	0.42
2:O:5:PRO:HG3	2:O:43:VAL:C	2.39	0.42
1:L:412:VAL:O	1:L:494:LEU:HB2	2.20	0.42
1:K:107:VAL:CG2	1:K:108:ALA:H	2.32	0.42
1:K:112:ASN:OD1	1:K:114:MET:N	2.52	0.42
1:B:494:LEU:N	1:B:494:LEU:HD23	2.34	0.42
1:D:434:GLU:HA	1:D:437:ASN:HD22	1.84	0.42
1:N:201:SER:HA	1:N:202:PRO:HD3	1.93	0.42
2:T:96:GLU:O	2:T:97:ALA:C	2.57	0.42
1:G:368:ARG:HG2	1:G:372:LEU:CG	2.49	0.42
1:K:178:GLU:O	1:K:380:LYS:HA	2.18	0.42
1:K:399:ALA:O	1:K:400:LEU:C	2.58	0.42
1:M:391:GLU:OE1	1:M:395:ARG:HD3	2.18	0.42
1:H:37:ASN:O	1:I:517:THR:HA	2.19	0.42
1:M:432:GLN:N	1:M:432:GLN:OE1	2.52	0.42
1:H:432:GLN:N	1:H:432:GLN:OE1	2.53	0.42
2:U:13:LYS:O	2:U:13:LYS:HG3	2.19	0.42
1:G:168:LYS:O	1:G:170:GLY:N	2.52	0.42
1:J:155:ASP:CG	1:J:158:VAL:HG23	2.39	0.42
1:K:349:ILE:O	1:K:350:ARG:C	2.58	0.42
1:B:266:THR:HA	1:B:271:VAL:O	2.19	0.42
1:F:241:ALA:HB3	2:T:25:ILE:HD12	2.01	0.42
2:U:27:LEU:O	2:U:27:LEU:HD23	2.19	0.42
1:A:241:ALA:HA	1:A:271:VAL:HG12	2.01	0.42
1:E:220:ILE:N	1:E:318:GLY:O	2.37	0.42
1:D:232:GLU:O	1:D:233:MET:CB	2.67	0.42
1:C:289:LEU:O	1:C:290:GLN:C	2.57	0.42
1:A:287:ALA:O	1:A:290:GLN:NE2	2.51	0.42
1:A:360:TYR:H	1:A:363:GLU:CG	2.32	0.42
1:I:221:LEU:CD1	1:I:223:ALA:H	2.33	0.42

*Continued on next page...*



*Continued from previous page...*

Atom-1	Atom-2	Interatomic distance (Å)	Clash overlap (Å)
1:C:456:LEU:C	1:C:458:CYS:H	2.21	0.42
1:C:200:LEU:O	1:C:202:PRO:HD2	2.18	0.42
1:G:413:ALA:HB1	1:G:417:VAL:HG11	2.00	0.42
1:G:452:ARG:HB2	1:G:462:PRO:CB	2.41	0.42
1:J:104:LEU:O	1:J:107:VAL:HG22	2.19	0.42
1:D:417:VAL:O	1:D:420:ILE:CG2	2.59	0.42
1:H:149:THR:N	1:H:159:GLY:HA3	2.35	0.42
2:U:43:VAL:HG23	2:U:61:VAL:HG22	2.02	0.42
2:U:7:HIS:ND1	2:U:7:HIS:O	2.53	0.42
1:C:417:VAL:HA	1:C:420:ILE:CG2	2.49	0.42
1:C:131:LEU:HD23	1:C:422:VAL:HG11	2.00	0.42
1:M:194:GLN:CG	1:M:331:THR:HB	2.41	0.42
1:L:413:ALA:HB1	1:L:417:VAL:CB	2.48	0.42
1:E:54:VAL:HG13	1:E:55:SER:N	2.35	0.42
1:I:158:VAL:O	1:I:159:GLY:C	2.56	0.42
1:D:401:HIS:O	1:D:404:ARG:N	2.52	0.42
1:M:200:LEU:N	1:M:200:LEU:HD12	2.34	0.42
1:F:150:ILE:HG21	1:F:494:LEU:O	2.18	0.42
1:L:77:VAL:HG22	1:L:506:TYR:HB3	2.01	0.42
2:T:9:ARG:NH1	2:T:86:MET:HA	2.35	0.42
1:J:420:ILE:CD1	1:J:448:GLU:HG2	2.50	0.42
1:N:72:GLN:HE21	1:N:72:GLN:HA	1.84	0.42
1:A:23:LEU:HD23	1:A:60:ILE:HB	2.01	0.42
1:E:38:VAL:HG12	1:E:39:VAL:N	2.34	0.42
1:G:31:LEU:HD23	1:G:453:GLN:HB3	2.00	0.42
1:L:361:ASP:O	1:L:365:LEU:HG	2.19	0.42
1:B:220:ILE:HG23	1:B:248:LEU:HD12	2.01	0.42
1:M:228:SER:HA	1:M:255:GLU:HB2	2.02	0.42
1:G:299:THR:N	1:G:316:ASP:O	2.52	0.42
1:K:251:ALA:O	1:K:252:GLU:C	2.58	0.42
1:L:221:LEU:CD1	1:L:223:ALA:H	2.33	0.42
2:R:17:VAL:HG13	2:R:34:LYS:CA	2.49	0.42
1:F:325:ILE:N	1:F:325:ILE:CD1	2.78	0.42
1:F:349:ILE:HG23	1:F:365:LEU:HD21	2.00	0.42
1:L:24:ALA:O	1:L:28:LYS:HG2	2.20	0.42
1:L:419:LEU:O	1:L:422:VAL:HG22	2.20	0.42
1:I:130:GLU:O	1:I:133:ALA:HB3	2.19	0.42
1:J:434:GLU:O	1:J:438:VAL:HG23	2.19	0.42
1:M:433:ASN:HD22	1:M:434:GLU:N	2.15	0.42
1:L:414:GLY:HA2	1:L:495:ASP:OD2	2.19	0.42
1:F:165:ALA:O	1:F:169:VAL:HG22	2.19	0.42

*Continued on next page...*



*Continued from previous page...*

Atom-1	Atom-2	Interatomic distance (Å)	Clash overlap (Å)
1:L:253:ASP:OD2	1:L:277:LYS:HD3	2.19	0.42
1:I:112:ASN:OD1	1:I:114:MET:N	2.52	0.42
1:M:465:VAL:HG11	1:M:478:TYR:CD2	2.54	0.42
1:I:253:ASP:OD2	1:I:277:LYS:HD3	2.19	0.42
1:M:402:ALA:O	1:M:405:ALA:HB3	2.19	0.42
1:B:385:THR:OG1	1:B:388:GLU:HB2	2.18	0.42
1:G:40:LEU:HD13	1:G:59:GLU:HG3	2.01	0.42
1:B:488:MET:CE	1:B:493:ILE:HG21	2.49	0.42
1:F:229:ASN:O	1:F:231:ARG:N	2.51	0.42
1:G:278:ALA:CB	1:G:279:PRO:CD	2.96	0.42
1:N:253:ASP:OD2	1:N:277:LYS:HD3	2.19	0.42
1:A:221:LEU:HD13	1:A:317:LEU:CD2	2.49	0.42
1:A:259:LEU:O	1:A:263:VAL:N	2.49	0.42
1:E:349:ILE:CG2	1:E:365:LEU:HD21	2.49	0.42
1:A:14:VAL:O	1:A:18:ARG:HG3	2.20	0.42
2:Q:20:LYS:HA	2:Q:28:THR:CG2	2.50	0.42
1:N:221:LEU:CD1	1:N:223:ALA:H	2.33	0.42
1:K:221:LEU:CD1	1:K:223:ALA:H	2.33	0.42
1:H:313:THR:CG2	1:H:314:LEU:N	2.83	0.42
1:L:314:LEU:CA	1:L:317:LEU:HD13	2.41	0.42
1:J:313:THR:CG2	1:J:314:LEU:N	2.83	0.42
1:N:126:ALA:HB1	1:N:426:LEU:HD13	2.00	0.42
1:A:252:GLU:O	1:A:277:LYS:HE2	2.20	0.42
1:I:314:LEU:CA	1:I:317:LEU:HD13	2.41	0.42
1:F:456:LEU:HD13	1:F:462:PRO:HG3	2.02	0.42
1:D:288:MET:O	1:D:289:LEU:HG	2.20	0.42
1:K:131:LEU:O	1:K:135:SER:N	2.46	0.42
1:K:418:ALA:O	1:K:421:ARG:HB3	2.19	0.42
1:C:195:PHE:CE1	1:C:330:THR:HB	2.55	0.42
1:C:205:ILE:HG12	1:C:211:GLY:HA2	2.01	0.42
1:N:362:ARG:HB3	1:N:362:ARG:HH11	1.84	0.42
2:O:12:VAL:CG2	2:O:84:LEU:HB2	2.48	0.42
1:E:153:ASN:O	1:E:154:SER:HB2	2.20	0.42
1:H:149:THR:HG21	1:H:156:GLU:HA	1.99	0.42
1:E:235:PRO:HG2	1:E:236:VAL:HG23	2.01	0.42
1:H:217:SER:CB	1:H:321:LYS:HA	2.47	0.42
2:T:5:PRO:HD3	2:T:42:ALA:HB1	2.01	0.42
1:N:112:ASN:OD1	1:N:114:MET:N	2.52	0.42
1:L:414:GLY:N	1:L:494:LEU:HA	2.35	0.42
1:B:267:MET:C	1:B:269:GLY:H	2.21	0.42
1:I:200:LEU:N	1:I:200:LEU:HD12	2.34	0.42

*Continued on next page...*



*Continued from previous page...*

Atom-1	Atom-2	Interatomic distance (Å)	Clash overlap (Å)
2:S:58:ASP:N	2:S:88:GLU:OE2	2.44	0.42
2:R:37:ARG:HG2	2:R:37:ARG:NH1	2.32	0.42
1:E:113:PRO:O	1:E:116:LEU:HB2	2.20	0.42
1:K:37:ASN:HB3	1:K:51:LYS:CG	2.50	0.42
1:A:7:LYS:HD2	1:A:66:PHE:CD2	2.55	0.42
1:H:40:LEU:HD23	1:H:50:THR:HG22	2.00	0.42
1:G:59:GLU:OE1	1:G:59:GLU:HA	2.19	0.42
1:E:193:MET:O	1:E:331:THR:HG23	2.19	0.42
1:I:44:PHE:CD1	1:I:44:PHE:N	2.88	0.42
1:M:130:GLU:O	1:M:133:ALA:HB3	2.19	0.42
2:T:13:LYS:O	2:T:13:LYS:HG3	2.19	0.42
1:A:176:THR:OG1	1:A:378:VAL:HG22	2.18	0.42
1:L:352:GLN:O	1:L:355:GLU:OE1	2.38	0.42
1:I:290:GLN:O	1:I:291:ASP:C	2.58	0.42
1:J:352:GLN:O	1:J:355:GLU:OE1	2.38	0.42
1:J:364:LYS:O	1:J:365:LEU:C	2.57	0.42
1:K:192:GLY:O	1:K:376:VAL:CG2	2.67	0.42
1:K:352:GLN:O	1:K:355:GLU:OE1	2.38	0.42
1:B:259:LEU:O	1:B:260:ALA:C	2.57	0.42
1:F:233:MET:CE	1:F:233:MET:O	2.68	0.42
1:F:291:ASP:O	1:F:295:LEU:HB2	2.19	0.42
1:G:270:ILE:HD11	2:U:27:LEU:HD13	2.00	0.42
1:C:232:GLU:O	1:C:233:MET:CB	2.66	0.42
1:A:247:LEU:HD13	1:A:248:LEU:O	2.19	0.42
1:C:359:ASP:C	1:C:361:ASP:H	2.22	0.42
1:N:249:ILE:HD12	1:N:275:ALA:HB2	2.00	0.42
1:K:314:LEU:CA	1:K:317:LEU:HD13	2.41	0.42
1:A:200:LEU:N	1:A:200:LEU:CD1	2.82	0.42
1:A:216:GLU:O	1:A:246:PRO:HG3	2.19	0.42
1:K:419:LEU:HA	1:K:422:VAL:HG22	2.01	0.42
2:U:84:LEU:N	2:U:84:LEU:CD1	2.81	0.42
1:E:456:LEU:HD13	1:E:462:PRO:HG3	2.02	0.42
1:A:147:VAL:HA	1:A:150:ILE:HG22	2.01	0.42
1:E:302:SER:CB	1:E:305:ILE:HB	2.47	0.42
2:P:5:PRO:HD3	2:P:42:ALA:CB	2.48	0.42
1:D:44:PHE:HB2	1:D:45:GLY:H	1.49	0.42
1:N:262:LEU:O	1:N:265:ASN:HB3	2.20	0.42
1:D:433:ASN:ND2	1:D:435:ASP:HB2	2.32	0.42
1:H:81:ALA:HA	1:H:506:TYR:CE2	2.55	0.42
1:D:401:HIS:O	1:D:404:ARG:HB2	2.19	0.42
1:J:200:LEU:N	1:J:200:LEU:HD12	2.34	0.42

*Continued on next page...*



*Continued from previous page...*

Atom-1	Atom-2	Interatomic distance (Å)	Clash overlap (Å)
1:B:164:GLU:O	1:B:167:ASP:HB3	2.19	0.42
1:A:41:ASP:O	1:A:42:LYS:CG	2.67	0.42
1:E:183:LEU:HD22	1:E:384:ALA:HA	2.02	0.42
1:C:451:LEU:O	1:C:451:LEU:HD23	2.19	0.42
1:F:477:GLY:HA3	1:F:488:MET:CG	2.50	0.42
1:E:430:ARG:NH1	1:E:430:ARG:HG2	2.35	0.42
1:E:386:GLU:C	1:E:388:GLU:H	2.23	0.42
1:M:172:GLU:N	1:M:172:GLU:OE1	2.53	0.42
1:N:44:PHE:N	1:N:44:PHE:CD1	2.87	0.42
2:R:31:ALA:O	2:R:32:ALA:HB3	2.18	0.42
2:U:16:GLU:CB	2:U:19:THR:OG1	2.68	0.42
1:I:362:ARG:HB3	1:I:362:ARG:HH11	1.84	0.42
1:K:361:ASP:O	1:K:365:LEU:HG	2.19	0.42
1:D:206:ASN:CB	1:D:213:VAL:HA	2.50	0.42
1:K:228:SER:HA	1:K:255:GLU:HB2	2.02	0.42
1:G:203:TYR:CD1	1:G:203:TYR:N	2.87	0.42
1:H:233:MET:HE1	1:H:309:LEU:HD13	2.02	0.42
1:B:206:ASN:CB	1:B:213:VAL:HA	2.49	0.42
1:B:314:LEU:C	1:B:314:LEU:HD12	2.39	0.42
1:E:199:TYR:HE2	1:E:205:ILE:HG12	1.85	0.42
1:E:266:THR:HG22	1:E:273:VAL:N	2.29	0.42
1:E:325:ILE:HG22	1:E:326:ASN:O	2.20	0.42
1:K:249:ILE:HD12	1:K:275:ALA:HB2	2.00	0.42
1:I:249:ILE:HD12	1:I:275:ALA:HB2	2.00	0.42
1:D:281:PHE:H	1:D:284:ARG:HD2	1.85	0.42
1:K:419:LEU:HD21	1:K:500:THR:HG23	2.01	0.42
1:N:361:ASP:O	1:N:365:LEU:HG	2.19	0.42
1:B:207:LYS:HB2	1:B:207:LYS:HZ2	1.84	0.42
1:B:295:LEU:O	1:B:337:GLY:CA	2.62	0.42
1:B:357:THR:HB	1:B:361:ASP:CB	2.49	0.42
1:I:194:GLN:CG	1:I:331:THR:HB	2.41	0.42
1:I:95:LEU:O	1:I:98:ALA:HB3	2.20	0.42
2:Q:7:HIS:HB3	2:Q:45:ASN:HD22	1.85	0.42
1:H:81:ALA:O	1:H:82:ASN:C	2.57	0.42
2:P:14:ARG:CB	2:P:14:ARG:HH11	2.33	0.42
1:E:80:LYS:HD2	1:E:506:TYR:CZ	2.54	0.42
1:A:432:GLN:NE2	1:A:436:GLN:HE22	2.18	0.42
1:E:161:LEU:HD12	1:E:161:LEU:HA	1.73	0.42
1:C:7:LYS:HD2	1:C:66:PHE:CD2	2.55	0.42
1:L:478:TYR:HB2	1:L:485:TYR:CE2	2.55	0.42
1:K:37:ASN:O	1:L:517:THR:HA	2.19	0.42

*Continued on next page...*



*Continued from previous page...*

Atom-1	Atom-2	Interatomic distance (Å)	Clash overlap (Å)
1:F:174:VAL:HG12	1:F:175:ILE:N	2.34	0.42
1:F:185:ASP:HA	1:F:380:LYS:O	2.20	0.42
1:G:114:MET:O	1:G:118:ARG:HG3	2.19	0.42
1:H:56:VAL:O	1:H:57:ALA:C	2.58	0.42
1:N:513:LEU:HA	1:N:513:LEU:HD12	1.73	0.42
1:I:172:GLU:N	1:I:172:GLU:OE1	2.53	0.42
1:I:184:GLN:HA	1:I:184:GLN:OE1	2.19	0.42
1:J:172:GLU:OE1	1:J:172:GLU:N	2.53	0.42
1:D:479:ASN:O	1:D:483:GLU:N	2.51	0.42
1:B:479:ASN:O	1:B:483:GLU:N	2.53	0.42
1:C:42:LYS:HE2	1:C:48:THR:HB	2.00	0.42
1:B:27:VAL:HG13	1:B:53:GLY:HA2	2.00	0.42
1:I:361:ASP:O	1:I:365:LEU:HG	2.19	0.42
1:H:290:GLN:O	1:H:291:ASP:C	2.58	0.42
1:H:364:LYS:O	1:H:365:LEU:C	2.57	0.42
1:B:220:ILE:CD1	1:B:220:ILE:N	2.81	0.42
1:C:305:ILE:CG2	1:C:306:GLY:H	2.07	0.42
1:G:357:THR:CB	1:G:361:ASP:HB2	2.50	0.42
1:H:174:VAL:HG21	1:H:371:LYS:CE	2.46	0.42
1:J:228:SER:HA	1:J:255:GLU:HB2	2.02	0.42
1:N:228:SER:HA	1:N:255:GLU:HB2	2.02	0.42
1:C:206:ASN:HB2	1:C:214:GLU:H	1.84	0.42
1:C:216:GLU:HA	1:C:216:GLU:OE1	2.20	0.42
1:J:301:ILE:HD12	1:J:301:ILE:H	1.80	0.42
1:E:252:GLU:O	1:E:277:LYS:HE2	2.20	0.42
1:C:220:ILE:N	1:C:220:ILE:CD1	2.82	0.42
1:C:261:THR:O	1:C:265:ASN:ND2	2.52	0.42
1:C:281:PHE:O	1:C:284:ARG:HB3	2.19	0.42
1:G:298:GLY:HA2	1:G:316:ASP:O	2.19	0.42
1:H:249:ILE:HD12	1:H:275:ALA:HB2	2.00	0.42
1:A:206:ASN:CB	1:A:214:GLU:N	2.74	0.42
1:J:314:LEU:CA	1:J:317:LEU:HD13	2.41	0.42
1:L:149:THR:HG22	1:L:156:GLU:HA	1.99	0.42
1:F:348:GLN:NE2	1:F:352:GLN:HE21	2.17	0.42
1:L:179:ASP:OD2	1:L:390:LYS:HG2	2.20	0.42
1:H:158:VAL:C	1:H:160:LYS:N	2.71	0.42
1:G:54:VAL:O	1:G:58:ARG:HG3	2.19	0.42
1:K:99:ILE:O	1:K:100:ILE:C	2.58	0.42
2:T:5:PRO:CD	2:T:42:ALA:HB1	2.50	0.42
1:I:104:LEU:HD12	1:I:104:LEU:HA	1.80	0.42
1:D:147:VAL:CA	1:D:150:ILE:HG22	2.50	0.42

*Continued on next page...*



*Continued from previous page...*

Atom-1	Atom-2	Interatomic distance (Å)	Clash overlap (Å)
1:M:262:LEU:O	1:M:265:ASN:HB3	2.20	0.42
1:J:262:LEU:O	1:J:265:ASN:HB3	2.20	0.42
1:K:109:ALA:HB3	1:K:111:MET:CE	2.50	0.42
1:K:109:ALA:HB3	1:K:111:MET:HE3	2.02	0.42
1:H:421:ARG:NH2	1:H:469:VAL:O	2.51	0.42
1:F:115:ASP:HB3	1:F:436:GLN:HG3	2.02	0.42
1:J:453:GLN:NE2	1:J:457:ASN:OD1	2.51	0.42
1:H:253:ASP:OD2	1:H:277:LYS:HD3	2.19	0.42
1:E:267:MET:C	1:E:269:GLY:H	2.23	0.42
1:N:420:ILE:CG2	1:N:470:LYS:HD3	2.50	0.42
1:E:434:GLU:HA	1:E:437:ASN:HD22	1.85	0.42
1:N:30:THR:HB	1:N:51:LYS:O	2.19	0.42
1:B:39:VAL:HA	1:B:48:THR:O	2.18	0.42
1:I:420:ILE:CD1	1:I:448:GLU:HG2	2.50	0.42
1:F:23:LEU:HD23	1:F:60:ILE:HB	2.02	0.42
1:G:451:LEU:CD2	1:G:451:LEU:C	2.89	0.42
1:D:409:GLU:O	1:D:409:GLU:HG2	2.18	0.42
1:I:49:ILE:HD11	1:J:73:MET:HE3	2.02	0.42
1:L:178:GLU:O	1:L:380:LYS:HA	2.19	0.42
1:D:293:ALA:HB1	1:D:298:GLY:O	2.19	0.42
1:H:80:LYS:O	1:H:83:ASP:HB2	2.19	0.42
1:I:352:GLN:O	1:I:355:GLU:OE1	2.38	0.42
1:H:366:GLN:O	1:H:369:VAL:HB	2.20	0.42
1:M:349:ILE:O	1:M:350:ARG:C	2.58	0.42
1:M:352:GLN:O	1:M:355:GLU:OE1	2.38	0.42
1:D:195:PHE:C	1:D:195:PHE:CD1	2.93	0.42
1:G:284:ARG:HG2	1:G:288:MET:CE	2.50	0.42
1:G:354:GLU:HG3	1:G:354:GLU:O	2.20	0.42
1:K:301:ILE:HD12	1:K:301:ILE:H	1.80	0.42
1:E:199:TYR:CE1	1:E:202:PRO:HA	2.54	0.42
1:M:226:LYS:HG3	1:M:252:GLU:CB	2.47	0.42
1:M:251:ALA:O	1:M:252:GLU:C	2.58	0.42
1:J:221:LEU:CD1	1:J:223:ALA:H	2.33	0.42
1:J:251:ALA:O	1:J:252:GLU:C	2.58	0.42
1:H:389:MET:CE	1:H:389:MET:C	2.87	0.42
1:I:520:MET:HB3	1:I:520:MET:HE2	1.89	0.42
2:S:78:ILE:N	2:S:78:ILE:CD1	2.83	0.42
1:M:66:PHE:HA	1:M:520:MET:CE	2.49	0.42
1:C:433:ASN:ND2	1:C:435:ASP:HB2	2.31	0.42
1:H:166:MET:HE2	1:H:171:LYS:CA	2.40	0.42
1:H:130:GLU:HB3	1:H:422:VAL:HG12	2.02	0.42

*Continued on next page...*



*Continued from previous page...*

Atom-1	Atom-2	Interatomic distance (Å)	Clash overlap (Å)
1:E:234:LEU:HA	1:E:237:LEU:HB3	2.01	0.42
1:B:451:LEU:HD23	1:B:451:LEU:C	2.40	0.42
1:D:147:VAL:C	1:D:150:ILE:HG22	2.41	0.42
1:M:262:LEU:O	1:M:263:VAL:C	2.58	0.42
1:H:262:LEU:O	1:H:265:ASN:HB3	2.20	0.42
1:J:455:VAL:HG11	1:J:461:GLU:O	2.20	0.42
1:B:128:VAL:HG12	1:B:132:LYS:HE2	2.02	0.42
1:J:140:ASP:O	1:J:144:ILE:HG12	2.19	0.42
1:D:30:THR:HB	1:D:51:LYS:CG	2.47	0.42
2:T:44:GLY:O	2:T:45:ASN:C	2.58	0.42
1:H:128:VAL:O	1:H:132:LYS:HG3	2.19	0.42
1:L:506:TYR:HD1	1:L:506:TYR:HA	1.79	0.42
1:N:38:VAL:HG12	1:N:39:VAL:N	2.34	0.42
1:M:37:ASN:ND2	1:M:37:ASN:H	2.18	0.42
1:M:37:ASN:O	1:N:517:THR:HA	2.20	0.42
1:A:509:SER:HB3	1:B:385:THR:HG23	2.02	0.42
1:J:8:PHE:O	1:J:9:GLY:C	2.57	0.42
1:G:301:ILE:HG12	1:G:307:MET:CE	2.50	0.42
1:E:405:ALA:HA	1:E:408:GLU:HG2	2.01	0.42
1:L:366:GLN:O	1:L:369:VAL:HB	2.20	0.41
1:I:342:ILE:O	1:I:346:VAL:HG23	2.20	0.41
1:J:342:ILE:O	1:J:346:VAL:HG23	2.20	0.41
1:H:342:ILE:O	1:H:346:VAL:HG23	2.20	0.41
1:H:352:GLN:O	1:H:355:GLU:OE1	2.38	0.41
1:M:287:ALA:O	1:M:290:GLN:HB3	2.20	0.41
1:L:194:GLN:CG	1:L:331:THR:HB	2.41	0.41
1:C:305:ILE:HG21	1:D:263:VAL:HG11	2.01	0.41
1:D:296:THR:HA	1:D:335:GLY:HA3	2.02	0.41
1:E:195:PHE:CD1	1:E:195:PHE:C	2.93	0.41
1:E:200:LEU:HD22	1:E:254:VAL:HB	2.02	0.41
2:S:20:LYS:CG	2:S:27:LEU:HD23	2.50	0.41
1:G:304:GLU:C	1:G:305:ILE:HD12	2.40	0.41
1:J:249:ILE:HD12	1:J:275:ALA:HB2	2.00	0.41
1:N:126:ALA:CB	1:N:426:LEU:HD13	2.50	0.41
1:L:152:ALA:HB1	1:L:158:VAL:HG21	2.02	0.41
1:A:278:ALA:CB	1:A:279:PRO:CD	2.94	0.41
1:A:291:ASP:O	1:A:295:LEU:HB2	2.20	0.41
1:A:293:ALA:O	1:A:296:THR:N	2.53	0.41
1:J:419:LEU:O	1:J:422:VAL:HG22	2.20	0.41
1:H:389:MET:HE1	1:H:393:LYS:HB2	2.01	0.41
1:F:194:GLN:HG3	1:F:331:THR:OG1	2.20	0.41

*Continued on next page...*



*Continued from previous page...*

Atom-1	Atom-2	Interatomic distance (Å)	Clash overlap (Å)
1:C:325:ILE:CG1	1:C:330:THR:HG23	2.40	0.41
1:L:112:ASN:HA	1:L:113:PRO:HD3	1.73	0.41
1:N:383:ALA:HB3	1:N:389:MET:HA	2.02	0.41
1:N:287:ALA:O	1:N:290:GLN:HB3	2.20	0.41
1:I:411:VAL:HA	1:I:497:THR:H	1.83	0.41
1:A:496:PRO:O	1:A:499:VAL:HG22	2.20	0.41
1:L:381:VAL:HB	1:L:389:MET:HE3	2.01	0.41
1:K:32:GLY:HA2	1:K:454:ILE:HG23	2.02	0.41
2:T:93:ALA:HB1	2:U:4:ARG:O	2.20	0.41
1:M:386:GLU:HG2	1:M:390:LYS:HE2	2.01	0.41
1:D:433:ASN:OD1	1:D:436:GLN:HB2	2.20	0.41
1:M:417:VAL:O	1:M:418:ALA:C	2.59	0.41
1:D:24:ALA:O	1:D:28:LYS:HG3	2.20	0.41
1:E:111:MET:HE2	1:E:438:VAL:HG21	2.02	0.41
1:N:475:ASN:ND2	1:N:489:ILE:HD12	2.35	0.41
1:C:5:ASP:O	1:C:66:PHE:HZ	2.02	0.41
1:K:37:ASN:HB3	1:K:51:LYS:HG2	2.02	0.41
1:H:37:ASN:HB3	1:H:51:LYS:CG	2.50	0.41
1:C:430:ARG:NH1	1:C:430:ARG:HG2	2.35	0.41
1:D:6:VAL:HG12	1:D:521:VAL:HG13	2.02	0.41
1:F:4:LYS:HG3	1:G:59:GLU:O	2.20	0.41
1:C:209:GLU:N	1:C:209:GLU:CD	2.73	0.41
1:J:43:SER:HB2	1:J:44:PHE:CD1	2.55	0.41
1:E:519:CYS:SG	1:E:520:MET:N	2.92	0.41
1:L:288:MET:HE3	1:L:288:MET:HA	2.01	0.41
1:M:342:ILE:O	1:M:346:VAL:HG23	2.20	0.41
1:K:366:GLN:O	1:K:369:VAL:HB	2.20	0.41
1:B:222:LEU:N	1:B:222:LEU:CD1	2.83	0.41
1:D:202:PRO:HG2	1:D:203:TYR:CE1	2.54	0.41
1:D:247:LEU:HB3	1:D:273:VAL:CG1	2.50	0.41
1:D:262:LEU:HD11	1:D:273:VAL:HB	2.01	0.41
1:H:228:SER:HA	1:H:255:GLU:HB2	2.02	0.41
1:H:257:GLU:HB2	1:N:216:GLU:HG2	1.69	0.41
1:F:281:PHE:CG	1:F:282:GLY:N	2.89	0.41
1:F:222:LEU:CD2	1:F:293:ALA:HB2	2.47	0.41
1:G:256:GLY:HA2	1:G:259:LEU:CB	2.39	0.41
1:A:313:THR:HB	1:A:315:GLU:CD	2.40	0.41
1:J:253:ASP:OD2	1:J:277:LYS:HD3	2.19	0.41
1:N:230:ILE:CG1	1:N:258:ALA:HA	2.23	0.41
1:L:233:MET:CA	1:L:233:MET:CE	2.98	0.41
1:E:7:LYS:HD2	1:E:66:PHE:CD2	2.55	0.41

*Continued on next page...*



*Continued from previous page...*

Atom-1	Atom-2	Interatomic distance (Å)	Clash overlap (Å)
1:E:218:PRO:HA	1:E:246:PRO:O	2.20	0.41
1:E:349:ILE:HG21	1:E:369:VAL:CG2	2.47	0.41
1:G:293:ALA:O	1:G:297:GLY:N	2.52	0.41
1:N:251:ALA:O	1:N:252:GLU:C	2.58	0.41
1:A:320:ALA:HA	1:A:334:ASP:O	2.20	0.41
1:M:313:THR:CG2	1:M:314:LEU:N	2.83	0.41
1:N:17:LEU:HA	1:N:20:VAL:CG1	2.50	0.41
1:D:279:PRO:HB2	1:D:285:ARG:HA	2.02	0.41
1:H:385:THR:HG23	1:H:388:GLU:CB	2.50	0.41
1:L:106:ALA:O	1:L:107:VAL:C	2.59	0.41
1:N:352:GLN:O	1:N:355:GLU:OE1	2.38	0.41
1:L:499:VAL:CG2	1:L:500:THR:H	2.33	0.41
1:G:134:LEU:N	1:G:134:LEU:CD1	2.83	0.41
1:K:433:ASN:ND2	1:K:434:GLU:N	2.67	0.41
2:O:78:ILE:CD1	2:O:78:ILE:N	2.83	0.41
2:S:14:ARG:CB	2:S:14:ARG:NH1	2.82	0.41
1:F:200:LEU:O	1:F:202:PRO:HD2	2.21	0.41
1:E:413:ALA:HB3	1:E:417:VAL:HG13	2.02	0.41
1:A:489:ILE:CD1	1:A:494:LEU:HD22	2.50	0.41
1:K:389:MET:HE1	1:K:393:LYS:HB2	2.01	0.41
1:H:130:GLU:HG3	1:H:426:LEU:CD2	2.49	0.41
2:T:77:LYS:C	2:T:78:ILE:HD12	2.41	0.41
2:O:4:ARG:HB2	2:U:96:GLU:OE1	2.20	0.41
1:D:144:ILE:O	1:D:147:VAL:HG22	2.19	0.41
2:T:27:LEU:O	2:T:27:LEU:HD23	2.20	0.41
1:N:185:ASP:HA	1:N:380:LYS:O	2.20	0.41
1:D:28:LYS:C	1:D:30:THR:N	2.74	0.41
1:B:80:LYS:HD2	1:B:506:TYR:CZ	2.55	0.41
1:H:513:LEU:HD12	1:H:513:LEU:HA	1.66	0.41
1:G:128:VAL:HG12	1:G:132:LYS:HE2	2.02	0.41
1:M:77:VAL:HG11	1:M:510:VAL:HB	2.02	0.41
1:K:464:VAL:O	1:K:467:ASN:HB3	2.20	0.41
1:H:510:VAL:HG13	1:H:511:ALA:N	2.35	0.41
1:L:191:GLU:HB2	1:L:342:ILE:HD13	2.03	0.41
1:I:349:ILE:O	1:I:350:ARG:C	2.58	0.41
1:J:290:GLN:O	1:J:291:ASP:C	2.58	0.41
1:F:216:GLU:HA	1:F:216:GLU:OE1	2.19	0.41
1:B:249:ILE:CD1	1:B:249:ILE:N	2.76	0.41
1:F:249:ILE:HG22	1:F:250:ILE:N	2.36	0.41
1:M:233:MET:CE	1:M:233:MET:CA	2.98	0.41
1:D:234:LEU:N	1:D:235:PRO:CD	2.78	0.41

*Continued on next page...*



*Continued from previous page...*

Atom-1	Atom-2	Interatomic distance (Å)	Clash overlap (Å)
1:K:248:LEU:HD13	1:K:248:LEU:C	2.41	0.41
1:L:248:LEU:HD13	1:L:248:LEU:C	2.41	0.41
1:M:221:LEU:CD1	1:M:223:ALA:H	2.33	0.41
1:A:222:LEU:HD22	1:A:293:ALA:HB2	2.02	0.41
1:I:41:ASP:HB2	1:J:69:MET:HE2	2.01	0.41
1:F:349:ILE:HG22	1:F:349:ILE:O	2.20	0.41
1:G:486:GLY:HA3	1:G:491:MET:HE2	2.02	0.41
1:C:153:ASN:O	1:C:154:SER:CB	2.67	0.41
1:A:487:ASN:OD1	1:A:489:ILE:N	2.53	0.41
1:B:361:ASP:C	1:B:363:GLU:H	2.24	0.41
1:J:95:LEU:O	1:J:96:ALA:C	2.58	0.41
2:Q:7:HIS:C	2:Q:9:ARG:H	2.23	0.41
1:D:487:ASN:C	1:D:487:ASN:OD1	2.59	0.41
1:K:262:LEU:O	1:K:263:VAL:C	2.58	0.41
1:C:301:ILE:HG12	1:C:307:MET:CE	2.50	0.41
1:A:124:VAL:HG13	1:A:504:LEU:HD12	2.02	0.41
1:D:143:ALA:O	1:D:146:GLN:HB2	2.21	0.41
2:T:86:MET:N	2:T:86:MET:SD	2.94	0.41
1:N:81:ALA:HA	1:N:506:TYR:CE2	2.55	0.41
1:A:509:SER:OG	1:B:385:THR:HG23	2.20	0.41
1:H:8:PHE:O	1:H:9:GLY:C	2.59	0.41
1:C:128:VAL:O	1:C:129:GLU:C	2.57	0.41
1:C:128:VAL:CG1	1:C:132:LYS:HE2	2.51	0.41
1:G:443:ALA:O	1:G:447:MET:HG3	2.20	0.41
1:E:401:HIS:O	1:E:402:ALA:C	2.58	0.41
1:L:287:ALA:O	1:L:290:GLN:HB3	2.20	0.41
1:M:361:ASP:O	1:M:365:LEU:HG	2.19	0.41
1:L:330:THR:HG22	1:L:331:THR:N	2.35	0.41
1:N:342:ILE:O	1:N:346:VAL:HG23	2.20	0.41
1:G:229:ASN:C	1:G:231:ARG:N	2.73	0.41
1:G:252:GLU:OE1	1:G:252:GLU:N	2.54	0.41
1:A:236:VAL:O	1:A:239:ALA:HB3	2.20	0.41
1:N:233:MET:CA	1:N:233:MET:CE	2.98	0.41
1:C:293:ALA:O	1:C:296:THR:N	2.53	0.41
1:C:348:GLN:O	1:C:348:GLN:NE2	2.54	0.41
1:N:221:LEU:CD1	1:N:223:ALA:N	2.84	0.41
1:N:248:LEU:HD13	1:N:248:LEU:C	2.41	0.41
1:K:226:LYS:HG3	1:K:252:GLU:CB	2.47	0.41
1:L:251:ALA:O	1:L:252:GLU:C	2.58	0.41
1:M:221:LEU:CD1	1:M:223:ALA:N	2.83	0.41
1:M:248:LEU:C	1:M:248:LEU:HD13	2.41	0.41

*Continued on next page...*



*Continued from previous page...*

Atom-1	Atom-2	Interatomic distance (Å)	Clash overlap (Å)
1:I:221:LEU:N	1:I:248:LEU:O	2.53	0.41
1:I:313:THR:CG2	1:I:314:LEU:N	2.83	0.41
1:F:455:VAL:O	1:F:458:CYS:HB2	2.20	0.41
1:J:69:MET:CE	1:J:522:THR:CB	2.87	0.41
1:N:290:GLN:O	1:N:291:ASP:C	2.58	0.41
1:A:499:VAL:CG2	1:A:500:THR:H	2.33	0.41
1:G:496:PRO:O	1:G:497:THR:C	2.58	0.41
1:A:494:LEU:HD23	1:A:494:LEU:N	2.35	0.41
1:I:120:ILE:O	1:I:123:ALA:N	2.53	0.41
2:T:17:VAL:HG13	2:T:34:LYS:CA	2.50	0.41
1:L:524:LEU:HD23	1:L:524:LEU:HA	1.90	0.41
1:L:146:GLN:HE21	1:L:150:ILE:HD11	1.85	0.41
1:L:262:LEU:O	1:L:265:ASN:HB3	2.20	0.41
1:I:201:SER:HA	1:I:202:PRO:HD3	1.93	0.41
1:L:200:LEU:HD12	1:L:200:LEU:N	2.34	0.41
1:E:84:ALA:HB2	1:E:506:TYR:CE2	2.50	0.41
1:L:81:ALA:HA	1:L:506:TYR:CE2	2.54	0.41
1:C:134:LEU:HD11	1:C:425:LYS:NZ	2.35	0.41
1:B:178:GLU:O	1:B:380:LYS:HA	2.21	0.41
1:E:475:ASN:ND2	1:E:475:ASN:N	2.67	0.41
1:L:479:ASN:O	1:L:483:GLU:N	2.48	0.41
1:M:420:ILE:HD13	1:M:448:GLU:HG2	2.03	0.41
1:M:138:CYS:SG	1:M:144:ILE:HD13	2.59	0.41
1:N:472:GLY:HA3	1:N:476:TYR:CD2	2.55	0.41
1:I:23:LEU:O	1:I:27:VAL:HG12	2.21	0.41
1:E:158:VAL:O	1:E:159:GLY:C	2.59	0.41
1:C:118:ARG:O	1:C:119:GLY:C	2.57	0.41
1:B:6:VAL:HG12	1:B:521:VAL:HG13	2.01	0.41
2:Q:79:ASP:HB2	2:Q:81:GLU:OE1	2.20	0.41
1:E:223:ALA:HB3	1:E:251:ALA:HB2	2.02	0.41
1:L:349:ILE:O	1:L:350:ARG:C	2.58	0.41
1:K:191:GLU:O	1:K:295:LEU:CD1	2.64	0.41
1:K:342:ILE:O	1:K:346:VAL:HG23	2.20	0.41
1:B:258:ALA:O	1:B:261:THR:HG23	2.20	0.41
1:D:206:ASN:HB3	1:D:214:GLU:H	1.85	0.41
1:F:309:LEU:H	1:F:309:LEU:CD1	2.31	0.41
1:G:349:ILE:HG22	1:G:349:ILE:O	2.19	0.41
1:B:272:LYS:NZ	1:B:272:LYS:CB	2.83	0.41
1:I:233:MET:CA	1:I:233:MET:CE	2.98	0.41
1:E:215:LEU:O	1:E:322:ARG:HA	2.20	0.41
1:E:348:GLN:HE21	1:E:348:GLN:HB2	1.66	0.41

*Continued on next page...*



*Continued from previous page...*

Atom-1	Atom-2	Interatomic distance (Å)	Clash overlap (Å)
1:C:250:ILE:O	1:C:251:ALA:HB2	2.19	0.41
1:G:314:LEU:C	1:G:314:LEU:HD12	2.41	0.41
1:K:219:PHE:O	1:K:247:LEU:HD22	2.21	0.41
1:H:221:LEU:CD1	1:H:223:ALA:H	2.33	0.41
1:H:221:LEU:CD1	1:H:223:ALA:N	2.84	0.41
1:A:323:VAL:HA	1:A:331:THR:O	2.21	0.41
1:L:219:PHE:O	1:L:247:LEU:HD22	2.21	0.41
1:A:290:GLN:O	1:A:294:THR:HG23	2.19	0.41
1:J:131:LEU:CD1	1:J:422:VAL:HG11	2.50	0.41
1:D:361:ASP:C	1:D:363:GLU:H	2.22	0.41
1:I:64:ASP:C	1:I:65:LYS:O	2.54	0.41
1:F:194:GLN:HG2	1:F:195:PHE:N	2.34	0.41
1:I:496:PRO:O	1:I:499:VAL:HG22	2.20	0.41
2:P:55:LYS:HA	2:P:56:PRO:HD2	1.87	0.41
1:K:115:ASP:O	1:K:118:ARG:HB3	2.21	0.41
1:M:105:LYS:O	1:M:109:ALA:N	2.53	0.41
2:U:11:ILE:HG22	2:U:41:LEU:HD12	2.02	0.41
2:U:8:ASP:OD2	2:U:87:SER:HB2	2.20	0.41
1:G:13:ARG:O	1:G:16:MET:HB3	2.21	0.41
2:O:94:ILE:N	2:P:4:ARG:O	2.51	0.41
1:C:237:LEU:CD2	1:C:237:LEU:C	2.89	0.41
2:U:40:VAL:HB	2:U:62:GLY:N	2.29	0.41
1:N:262:LEU:O	1:N:263:VAL:C	2.58	0.41
2:Q:96:GLU:OE1	2:R:4:ARG:HB2	2.21	0.41
1:F:7:LYS:HD2	1:F:66:PHE:CD2	2.55	0.41
2:T:20:LYS:HA	2:T:28:THR:HG23	2.01	0.41
1:I:226:LYS:HG3	1:I:252:GLU:CB	2.47	0.41
1:I:186:GLU:HB2	1:I:380:LYS:HB2	2.01	0.41
1:A:39:VAL:HG12	1:G:69:MET:HE3	2.03	0.41
1:N:399:ALA:O	1:N:400:LEU:C	2.59	0.41
1:K:81:ALA:HA	1:K:506:TYR:CD2	2.55	0.41
1:M:406:ALA:O	1:M:410:GLY:N	2.52	0.41
1:N:19:GLY:HA3	1:N:67:GLU:O	2.20	0.41
1:E:428:ASP:C	1:E:430:ARG:NH1	2.74	0.41
1:A:430:ARG:HG2	1:A:430:ARG:NH1	2.35	0.41
1:J:155:ASP:OD1	1:J:158:VAL:HG23	2.20	0.41
1:D:118:ARG:O	1:D:119:GLY:C	2.59	0.41
1:A:168:LYS:O	1:A:170:GLY:N	2.53	0.41
1:A:100:ILE:O	1:A:101:THR:C	2.59	0.41
1:F:116:LEU:O	1:F:120:ILE:HG13	2.19	0.41
1:K:140:ASP:C	1:K:142:LYS:N	2.74	0.41

*Continued on next page...*



*Continued from previous page...*

Atom-1	Atom-2	Interatomic distance (Å)	Clash overlap (Å)
1:J:366:GLN:O	1:J:369:VAL:HB	2.21	0.41
1:H:287:ALA:O	1:H:290:GLN:HB3	2.20	0.41
1:M:366:GLN:O	1:M:369:VAL:HB	2.20	0.41
1:B:265:ASN:HB3	1:B:271:VAL:HG22	2.03	0.41
1:G:218:PRO:HD2	1:G:320:ALA:O	2.21	0.41
1:N:230:ILE:HG13	1:N:258:ALA:CA	2.24	0.41
1:N:257:GLU:O	1:N:261:THR:CG2	2.69	0.41
1:D:302:SER:C	1:D:304:GLU:H	2.23	0.41
1:J:233:MET:CE	1:J:233:MET:CA	2.98	0.41
1:D:66:PHE:O	1:D:67:GLU:C	2.59	0.41
1:C:364:LYS:HE3	1:C:364:LYS:HB2	1.90	0.41
1:N:313:THR:CG2	1:N:314:LEU:N	2.83	0.41
1:L:221:LEU:CD1	1:L:223:ALA:N	2.84	0.41
1:D:252:GLU:HA	1:D:285:ARG:HH12	1.82	0.41
1:H:385:THR:HG23	1:H:388:GLU:N	2.35	0.41
1:N:356:ALA:HB1	1:N:362:ARG:NE	2.26	0.41
1:H:32:GLY:HA2	1:H:454:ILE:HG23	2.01	0.41
1:H:107:VAL:HG11	1:H:515:ILE:HG23	2.02	0.41
1:F:200:LEU:H	1:F:200:LEU:HD12	1.86	0.41
1:I:166:MET:HA	1:I:170:GLY:O	2.21	0.41
1:D:153:ASN:HD22	1:D:153:ASN:C	2.24	0.41
2:P:7:HIS:O	2:P:8:ASP:CB	2.64	0.41
1:B:28:LYS:C	1:B:30:THR:N	2.74	0.41
1:I:455:VAL:HG12	1:I:460:GLU:O	2.20	0.41
1:I:455:VAL:HG11	1:I:462:PRO:HA	2.03	0.41
1:E:267:MET:N	1:E:267:MET:HE3	2.35	0.41
1:E:69:MET:SD	1:E:522:THR:HB	2.61	0.41
1:K:77:VAL:HG22	1:K:506:TYR:HB3	2.02	0.41
1:K:506:TYR:HD1	1:K:506:TYR:HA	1.79	0.41
1:L:318:GLY:O	1:L:319:GLN:HG3	2.21	0.41
1:D:187:LEU:HD12	1:D:378:VAL:O	2.21	0.41
1:D:409:GLU:HB3	1:D:498:LYS:HB2	2.03	0.41
1:G:430:ARG:HG2	1:G:430:ARG:NH1	2.35	0.41
2:T:13:LYS:HB3	2:T:41:LEU:HD11	2.02	0.41
1:L:44:PHE:CD1	1:L:44:PHE:N	2.88	0.41
1:F:519:CYS:O	1:G:38:VAL:HA	2.21	0.41
1:J:194:GLN:CG	1:J:331:THR:HB	2.41	0.41
1:K:330:THR:HG22	1:K:331:THR:N	2.35	0.41
1:M:190:VAL:O	1:M:191:GLU:C	2.59	0.41
1:N:191:GLU:HG2	1:N:343:GLN:CD	2.40	0.41
1:D:213:VAL:HB	1:D:325:ILE:HD13	2.01	0.41

*Continued on next page...*



*Continued from previous page...*

Atom-1	Atom-2	Interatomic distance (Å)	Clash overlap (Å)
1:I:228:SER:HA	1:I:255:GLU:HB2	2.02	0.41
1:G:359:ASP:O	1:G:360:TYR:CB	2.69	0.41
1:A:249:ILE:CD1	1:A:249:ILE:N	2.82	0.41
1:M:257:GLU:O	1:M:261:THR:CG2	2.69	0.41
1:I:301:ILE:CD1	1:I:301:ILE:H	2.34	0.41
1:C:293:ALA:O	1:C:297:GLY:N	2.53	0.41
1:M:419:LEU:N	1:M:419:LEU:HD22	2.35	0.41
1:B:452:ARG:HB2	1:B:462:PRO:CB	2.33	0.41
1:M:166:MET:O	1:M:170:GLY:CA	2.68	0.41
1:L:434:GLU:O	1:L:438:VAL:HG23	2.20	0.41
2:P:47:ARG:HD2	2:P:55:LYS:HD2	2.01	0.41
1:C:429:LEU:HG	1:C:440:ILE:HD13	2.02	0.41
1:F:199:TYR:CE1	1:F:202:PRO:HA	2.55	0.41
1:M:115:ASP:O	1:M:116:LEU:C	2.58	0.41
1:B:348:GLN:HE21	1:B:348:GLN:HB2	1.66	0.41
1:B:368:ARG:HG2	1:B:372:LEU:CG	2.46	0.41
1:J:95:LEU:O	1:J:98:ALA:HB3	2.21	0.41
1:B:123:ALA:CB	1:B:440:ILE:HG23	2.44	0.41
2:Q:74:LYS:O	2:Q:84:LEU:HA	2.21	0.41
2:T:78:ILE:CD1	2:T:78:ILE:N	2.84	0.41
2:U:14:ARG:CD	2:U:35:SER:HB3	2.49	0.41
2:O:6:LEU:HB2	2:U:92:LEU:C	2.40	0.41
1:L:325:ILE:N	1:L:325:ILE:CD1	2.83	0.41
1:E:210:THR:O	1:E:210:THR:HG22	2.20	0.41
1:L:262:LEU:O	1:L:263:VAL:C	2.58	0.41
1:J:112:ASN:HA	1:J:113:PRO:HD3	1.70	0.41
1:J:112:ASN:OD1	1:J:114:MET:N	2.54	0.41
1:F:438:VAL:O	1:F:442:VAL:HG23	2.20	0.41
1:K:414:GLY:N	1:K:494:LEU:HA	2.35	0.41
1:B:54:VAL:HG13	1:B:55:SER:N	2.36	0.41
1:C:124:VAL:O	1:C:125:THR:C	2.58	0.41
1:B:400:LEU:O	1:B:404:ARG:HG2	2.21	0.41
1:C:146:GLN:HE21	1:C:494:LEU:HD11	1.85	0.41
1:K:318:GLY:O	1:K:319:GLN:HG3	2.21	0.41
1:I:510:VAL:HG13	1:I:511:ALA:N	2.36	0.41
1:C:428:ASP:HA	1:C:430:ARG:HH12	1.86	0.41
1:C:10:ASN:O	1:C:11:ASP:C	2.58	0.41
1:A:429:LEU:O	1:A:430:ARG:NH1	2.50	0.41
1:E:184:GLN:N	1:E:184:GLN:OE1	2.46	0.41
1:L:501:ARG:O	1:L:502:SER:C	2.59	0.41
1:I:165:ALA:O	1:I:168:LYS:HB2	2.20	0.41

*Continued on next page...*



*Continued from previous page...*

Atom-1	Atom-2	Interatomic distance (Å)	Clash overlap (Å)
1:G:473:ASP:O	1:G:474:GLY:C	2.58	0.41
1:L:348:GLN:C	1:L:352:GLN:HE21	2.24	0.41
1:K:194:GLN:CG	1:K:331:THR:HB	2.41	0.41
1:K:287:ALA:O	1:K:290:GLN:HB3	2.20	0.41
1:K:348:GLN:C	1:K:352:GLN:HE21	2.24	0.41
1:F:252:GLU:O	1:F:253:ASP:HB2	2.21	0.41
1:G:249:ILE:HB	1:G:275:ALA:HB1	2.01	0.41
1:L:228:SER:HA	1:L:255:GLU:HB2	2.02	0.41
1:K:301:ILE:CD1	1:K:301:ILE:H	2.34	0.41
1:E:195:PHE:HD1	1:E:195:PHE:C	2.24	0.41
1:E:200:LEU:HD12	1:E:200:LEU:H	1.85	0.41
1:E:357:THR:O	1:E:359:ASP:N	2.53	0.41
1:C:240:VAL:HG12	1:C:245:LYS:O	2.20	0.41
1:K:313:THR:CG2	1:K:314:LEU:N	2.83	0.41
1:H:314:LEU:CA	1:H:317:LEU:HD13	2.41	0.41
1:A:205:ILE:HA	1:A:213:VAL:HG22	2.02	0.41
1:A:216:GLU:OE1	1:A:216:GLU:HA	2.21	0.41
1:A:284:ARG:O	1:A:287:ALA:N	2.54	0.41
1:A:295:LEU:C	1:A:295:LEU:CD2	2.88	0.41
1:D:355:GLU:HG2	1:D:361:ASP:OD2	2.20	0.41
1:I:69:MET:CE	1:I:522:THR:CB	2.88	0.41
1:A:302:SER:HB2	1:A:305:ILE:CB	2.48	0.41
1:L:104:LEU:HA	1:L:104:LEU:HD12	1.80	0.41
1:B:345:ARG:O	1:B:349:ILE:HG13	2.21	0.41
2:T:72:GLY:O	2:T:74:LYS:HE2	2.21	0.41
1:B:381:VAL:HG13	1:B:392:LYS:HG3	2.03	0.41
1:D:91:THR:O	1:D:94:VAL:HB	2.21	0.41
1:K:262:LEU:O	1:K:265:ASN:HB3	2.20	0.41
1:A:177:VAL:CG2	1:A:393:LYS:HG3	2.51	0.41
1:H:401:HIS:O	1:H:402:ALA:C	2.59	0.41
1:H:88:GLY:O	1:H:89:THR:C	2.59	0.41
1:B:267:MET:O	1:B:269:GLY:N	2.54	0.41
1:J:201:SER:HA	1:J:202:PRO:HD3	1.93	0.41
2:P:50:GLU:O	2:P:50:GLU:HG2	2.21	0.41
1:E:30:THR:HB	1:E:51:LYS:HG3	2.02	0.41
1:E:404:ARG:NH1	1:E:404:ARG:HG3	2.34	0.41
1:M:318:GLY:O	1:M:319:GLN:HG3	2.21	0.41
1:E:41:ASP:O	1:E:42:LYS:HG3	2.20	0.41
1:I:507:ALA:O	1:I:510:VAL:HG12	2.21	0.41
1:F:385:THR:OG1	1:F:388:GLU:HB2	2.21	0.41
1:H:187:LEU:HD23	1:H:188:ASP:N	2.36	0.41

*Continued on next page...*



*Continued from previous page...*

Atom-1	Atom-2	Interatomic distance (Å)	Clash overlap (Å)
2:S:59:VAL:O	2:S:59:VAL:HG23	2.21	0.41
1:J:56:VAL:O	1:J:57:ALA:C	2.59	0.41
1:L:453:GLN:O	1:L:456:LEU:HB3	2.20	0.41
1:D:62:LEU:HB2	1:D:68:ASN:HA	2.02	0.41
1:L:290:GLN:O	1:L:291:ASP:C	2.58	0.41
1:L:345:ARG:O	1:L:348:GLN:HB2	2.21	0.41
1:I:287:ALA:O	1:I:290:GLN:HB3	2.20	0.41
1:I:355:GLU:O	1:I:357:THR:N	2.54	0.41
1:J:345:ARG:O	1:J:348:GLN:HB2	2.21	0.41
1:J:348:GLN:C	1:J:352:GLN:HE21	2.24	0.41
1:M:348:GLN:C	1:M:352:GLN:HE21	2.24	0.41
1:F:215:LEU:O	1:F:322:ARG:HA	2.21	0.41
1:D:199:TYR:O	1:D:199:TYR:HD1	2.04	0.41
1:D:325:ILE:HG23	1:D:329:THR:O	2.20	0.41
1:F:270:ILE:HG23	2:T:25:ILE:HG22	2.03	0.41
1:G:358:SER:HA	1:G:362:ARG:CD	2.51	0.41
1:G:273:VAL:O	1:G:274:ALA:HB2	2.20	0.41
1:G:14:VAL:O	1:G:18:ARG:HG3	2.20	0.41
1:H:233:MET:CE	1:H:233:MET:CA	2.98	0.41
1:B:206:ASN:H	1:B:213:VAL:HA	1.86	0.41
1:B:329:THR:HG22	1:B:330:THR:N	2.36	0.41
1:L:301:ILE:H	1:L:301:ILE:CD1	2.34	0.41
1:L:233:MET:O	1:L:234:LEU:C	2.59	0.41
1:B:235:PRO:O	1:B:239:ALA:HB2	2.20	0.41
1:E:281:PHE:HE2	1:E:283:ASP:OD2	2.04	0.41
1:E:293:ALA:O	1:E:295:LEU:N	2.54	0.41
1:E:288:MET:HG2	1:E:368:ARG:HE	1.85	0.41
1:M:233:MET:O	1:M:234:LEU:C	2.59	0.41
1:C:258:ALA:O	1:C:261:THR:HG23	2.20	0.41
1:C:357:THR:HB	1:C:361:ASP:HB2	2.03	0.41
2:Q:20:LYS:HA	2:Q:28:THR:HG23	2.01	0.41
1:C:252:GLU:HG3	1:C:285:ARG:NH1	2.35	0.41
1:C:372:LEU:O	1:C:373:ALA:HB2	2.20	0.41
1:A:321:LYS:HG3	1:A:334:ASP:HB3	2.03	0.41
1:L:313:THR:CG2	1:L:314:LEU:N	2.83	0.41
1:A:252:GLU:O	1:A:253:ASP:CB	2.62	0.41
1:A:174:VAL:HG23	1:A:370:ALA:CB	2.51	0.41
1:F:326:ASN:OD1	1:F:329:THR:N	2.50	0.41
1:C:207:LYS:CB	1:C:207:LYS:NZ	2.83	0.41
2:S:77:LYS:HA	2:S:81:GLU:O	2.21	0.41
1:C:455:VAL:HG12	1:C:460:GLU:O	2.21	0.41

*Continued on next page...*



*Continued from previous page...*

Atom-1	Atom-2	Interatomic distance (Å)	Clash overlap (Å)
1:A:302:SER:C	1:A:304:GLU:N	2.74	0.41
1:K:146:GLN:HE21	1:K:150:ILE:HD11	1.86	0.41
1:F:314:LEU:HD12	1:F:315:GLU:CA	2.50	0.41
1:N:345:ARG:O	1:N:348:GLN:HB2	2.21	0.41
1:G:466:ALA:O	1:G:470:LYS:HG3	2.21	0.41
2:O:84:LEU:N	2:O:84:LEU:CD1	2.84	0.41
1:F:205:ILE:HG12	1:F:211:GLY:HA2	2.02	0.41
1:E:134:LEU:H	1:E:134:LEU:CD1	2.34	0.41
1:K:158:VAL:O	1:K:159:GLY:C	2.60	0.41
1:B:510:VAL:CG2	1:B:511:ALA:H	2.34	0.41
1:G:455:VAL:HG11	1:G:462:PRO:HA	2.03	0.41
1:B:284:ARG:O	1:B:287:ALA:N	2.54	0.41
1:A:456:LEU:HA	1:A:456:LEU:HD12	1.86	0.41
1:J:24:ALA:HA	1:J:27:VAL:HG12	2.02	0.41
1:N:107:VAL:HG11	1:N:515:ILE:HG23	2.02	0.41
1:H:330:THR:HG22	1:H:331:THR:N	2.35	0.41
1:N:330:THR:HG22	1:N:331:THR:N	2.35	0.41
2:T:74:LYS:O	2:T:84:LEU:HA	2.20	0.41
1:K:217:SER:N	1:K:321:LYS:O	2.48	0.41
2:O:8:ASP:OD1	2:O:87:SER:HB2	2.21	0.41
1:K:325:ILE:N	1:K:325:ILE:CD1	2.83	0.41
1:N:149:THR:HG21	1:N:156:GLU:HA	1.99	0.41
1:E:177:VAL:CG1	1:E:397:GLU:HG2	2.50	0.41
1:E:397:GLU:O	1:E:398:ASP:C	2.58	0.41
1:I:262:LEU:O	1:I:265:ASN:HB3	2.20	0.41
1:G:403:THR:OG1	1:G:404:ARG:N	2.54	0.41
1:K:106:ALA:O	1:K:107:VAL:C	2.59	0.41
1:K:515:ILE:O	1:K:515:ILE:HG22	2.21	0.41
1:B:124:VAL:O	1:B:128:VAL:HG23	2.21	0.41
2:R:4:ARG:HA	2:R:5:PRO:HD2	1.88	0.41
1:C:301:ILE:HG12	1:C:307:MET:HE2	2.03	0.41
1:G:95:LEU:HD13	1:G:504:LEU:HD23	2.03	0.41
1:N:27:VAL:HG23	1:N:53:GLY:HA2	2.01	0.41
1:E:147:VAL:C	1:E:150:ILE:HG22	2.41	0.41
2:S:43:VAL:CG1	2:S:57:LEU:HD12	2.51	0.41
1:L:10:ASN:O	1:L:12:ALA:N	2.54	0.41
1:D:112:ASN:HA	1:D:113:PRO:HD3	1.81	0.41
1:E:174:VAL:HG23	1:E:370:ALA:CB	2.51	0.41
1:D:301:ILE:HG22	1:D:301:ILE:O	2.20	0.41
1:N:57:ALA:O	1:N:58:ARG:C	2.58	0.41
1:C:130:GLU:O	1:C:134:LEU:HD13	2.21	0.41

*Continued on next page...*



*Continued from previous page...*

Atom-1	Atom-2	Interatomic distance (Å)	Clash overlap (Å)
1:G:30:THR:HB	1:G:51:LYS:CG	2.51	0.41
1:L:420:ILE:CD1	1:L:448:GLU:HG2	2.51	0.41
1:N:318:GLY:O	1:N:319:GLN:HG3	2.21	0.41
1:F:155:ASP:HB3	1:F:158:VAL:HG21	2.03	0.41
1:E:183:LEU:CD2	1:E:384:ALA:HA	2.51	0.41
1:K:37:ASN:ND2	1:K:37:ASN:H	2.18	0.41
1:I:40:LEU:HD23	1:I:50:THR:HG22	2.03	0.41
1:B:409:GLU:OE2	1:B:498:LYS:HA	2.21	0.41
1:B:42:LYS:HE2	1:B:48:THR:CB	2.51	0.41
1:G:150:ILE:CG2	1:G:151:SER:N	2.83	0.41
1:A:409:GLU:OE1	1:A:501:ARG:NH2	2.52	0.41
1:E:62:LEU:HB2	1:E:68:ASN:HA	2.03	0.41
1:D:128:VAL:O	1:D:129:GLU:C	2.59	0.41
1:M:38:VAL:HG12	1:M:39:VAL:N	2.36	0.41
1:M:152:ALA:O	1:M:153:ASN:HB3	2.20	0.41
1:E:23:LEU:HD13	1:E:23:LEU:C	2.42	0.41
1:D:155:ASP:OD1	1:D:157:THR:HB	2.21	0.41
2:U:31:ALA:O	2:U:32:ALA:HB3	2.20	0.41
1:A:518:GLU:OE1	1:A:518:GLU:HA	2.21	0.41
2:P:86:MET:SD	2:P:86:MET:N	2.94	0.41
1:M:187:LEU:HD23	1:M:187:LEU:C	2.41	0.41
1:C:478:TYR:CE2	1:C:480:ALA:HA	2.56	0.41
1:C:479:ASN:O	1:C:483:GLU:N	2.54	0.41
1:E:8:PHE:HE2	1:F:26:ALA:HA	1.85	0.41
1:I:345:ARG:O	1:I:348:GLN:HB2	2.21	0.41
1:J:191:GLU:HA	1:J:373:ALA:N	2.33	0.41
1:J:287:ALA:O	1:J:290:GLN:HB3	2.20	0.41
1:K:230:ILE:HD12	1:K:257:GLU:HG2	2.03	0.41
1:F:249:ILE:HB	1:F:275:ALA:HB1	2.00	0.41
1:J:230:ILE:HG13	1:J:258:ALA:CA	2.24	0.41
1:J:230:ILE:HD12	1:J:257:GLU:HG2	2.03	0.41
1:A:219:PHE:HB3	1:A:317:LEU:CD1	2.44	0.41
1:K:233:MET:CE	1:K:233:MET:CA	2.98	0.41
1:N:233:MET:O	1:N:234:LEU:C	2.59	0.41
2:P:22:ALA:O	2:P:26:VAL:HB	2.20	0.41
1:E:329:THR:HG22	1:E:330:THR:N	2.36	0.41
1:E:320:ALA:HA	1:E:334:ASP:O	2.21	0.41
1:N:266:THR:HG21	1:N:273:VAL:H	1.86	0.41
1:H:266:THR:HG21	1:H:273:VAL:H	1.86	0.41
1:M:219:PHE:O	1:M:247:LEU:HD22	2.21	0.41
1:A:366:GLN:O	1:A:370:ALA:N	2.51	0.41

*Continued on next page...*



*Continued from previous page...*

Atom-1	Atom-2	Interatomic distance (Å)	Clash overlap (Å)
2:R:47:ARG:HD3	2:R:49:LEU:HB2	2.03	0.41
1:M:449:ALA:CB	1:M:450:PRO:CD	2.96	0.41
1:K:131:LEU:HD12	1:K:422:VAL:HG11	2.02	0.41
1:M:520:MET:HB3	1:M:520:MET:HE2	1.95	0.41
1:J:449:ALA:CB	1:J:450:PRO:HD3	2.35	0.41
1:B:207:LYS:CB	1:B:207:LYS:HZ3	2.34	0.41
1:G:406:ALA:HB2	1:G:496:PRO:HB3	2.03	0.41
1:D:111:MET:HE2	1:K:434:GLU:OE2	2.20	0.41
1:L:404:ARG:O	1:L:407:VAL:HB	2.21	0.41
1:I:389:MET:CE	1:I:389:MET:C	2.90	0.41
1:E:314:LEU:C	1:E:314:LEU:CD1	2.89	0.41
2:U:7:HIS:C	2:U:9:ARG:H	2.25	0.41
1:F:43:SER:O	1:F:44:PHE:O	2.39	0.41
1:C:417:VAL:C	1:C:420:ILE:HG22	2.42	0.41
1:H:130:GLU:O	1:H:133:ALA:HB3	2.19	0.41
1:E:74:VAL:O	1:E:77:VAL:CG1	2.62	0.41
1:D:115:ASP:HB3	1:D:436:GLN:HG3	2.02	0.41
1:I:107:VAL:HG23	1:I:108:ALA:H	1.81	0.41
1:E:150:ILE:CG2	1:E:151:SER:N	2.84	0.41
1:E:124:VAL:HG22	1:E:504:LEU:HD11	2.02	0.41
1:J:401:HIS:O	1:J:402:ALA:C	2.58	0.41
1:A:23:LEU:CD1	1:A:23:LEU:C	2.89	0.41
2:U:3:ILE:CD1	2:U:3:ILE:H	2.33	0.41
1:G:158:VAL:O	1:G:159:GLY:C	2.58	0.41
1:N:472:GLY:HA3	1:N:476:TYR:HD2	1.86	0.41
1:A:168:LYS:C	1:A:170:GLY:N	2.74	0.41
1:L:165:ALA:O	1:L:168:LYS:HB2	2.21	0.41
1:L:461:GLU:HB3	1:L:464:VAL:HB	2.02	0.41
1:G:100:ILE:O	1:G:101:THR:C	2.59	0.41
1:I:191:GLU:HG3	1:I:343:GLN:N	2.35	0.40
1:J:355:GLU:O	1:J:357:THR:N	2.54	0.40
1:J:191:GLU:C	1:J:372:LEU:HD12	2.41	0.40
1:H:354:GLU:HG2	1:H:355:GLU:H	1.87	0.40
1:H:355:GLU:O	1:H:357:THR:N	2.54	0.40
1:M:355:GLU:O	1:M:357:THR:N	2.54	0.40
1:F:240:VAL:C	1:F:242:LYS:N	2.69	0.40
1:G:270:ILE:O	1:G:271:VAL:HG13	2.20	0.40
2:Q:55:LYS:HA	2:Q:56:PRO:HD2	1.88	0.40
1:G:302:SER:O	1:G:304:GLU:N	2.55	0.40
1:K:221:LEU:CD1	1:K:223:ALA:N	2.84	0.40
1:D:353:ILE:HG22	1:D:354:GLU:N	2.35	0.40

*Continued on next page...*



*Continued from previous page...*

Atom-1	Atom-2	Interatomic distance (Å)	Clash overlap (Å)
1:D:364:LYS:O	1:D:367:GLU:HB3	2.21	0.40
1:N:348:GLN:C	1:N:352:GLN:HE21	2.24	0.40
1:H:31:LEU:HD22	1:H:94:VAL:HG21	2.03	0.40
1:L:389:MET:CE	1:L:389:MET:C	2.90	0.40
1:C:433:ASN:OD1	1:C:436:GLN:HB2	2.20	0.40
1:B:13:ARG:O	1:B:16:MET:HB3	2.21	0.40
1:B:289:LEU:HD23	1:B:292:ILE:HD12	2.03	0.40
2:Q:14:ARG:CG	2:Q:35:SER:HB3	2.51	0.40
2:S:22:ALA:O	2:S:26:VAL:HB	2.21	0.40
2:S:4:ARG:HA	2:S:5:PRO:HD2	1.90	0.40
1:B:449:ALA:O	1:B:450:PRO:C	2.57	0.40
1:H:415:GLY:C	1:H:417:VAL:H	2.24	0.40
2:T:20:LYS:CB	2:T:27:LEU:HG	2.50	0.40
2:P:72:GLY:O	2:P:74:LYS:HE2	2.22	0.40
2:O:74:LYS:CE	2:U:68:ASN:HD22	2.34	0.40
1:D:224:ASP:OD1	1:D:301:ILE:O	2.39	0.40
1:B:209:GLU:O	1:B:210:THR:HB	2.21	0.40
2:T:3:ILE:CD1	2:T:3:ILE:H	2.27	0.40
1:J:37:ASN:HB3	1:J:51:LYS:CG	2.51	0.40
1:I:81:ALA:HA	1:I:506:TYR:CD2	2.56	0.40
1:H:455:VAL:HG11	1:H:461:GLU:C	2.41	0.40
1:H:478:TYR:HB2	1:H:485:TYR:CE2	2.56	0.40
1:F:520:MET:HB3	1:F:520:MET:HE2	1.94	0.40
1:C:176:THR:O	1:C:378:VAL:HA	2.21	0.40
1:K:501:ARG:O	1:K:505:GLN:HG3	2.20	0.40
1:C:31:LEU:HD23	1:C:453:GLN:HB3	2.02	0.40
1:L:342:ILE:O	1:L:346:VAL:HG23	2.20	0.40
1:I:366:GLN:O	1:I:369:VAL:HB	2.20	0.40
1:M:373:ALA:HB3	1:M:375:GLY:HA3	2.02	0.40
1:K:354:GLU:HG2	1:K:355:GLU:H	1.87	0.40
1:K:355:GLU:O	1:K:357:THR:N	2.54	0.40
1:D:255:GLU:O	1:D:259:LEU:HG	2.20	0.40
1:D:329:THR:HG22	1:D:330:THR:N	2.36	0.40
1:H:257:GLU:O	1:H:261:THR:CG2	2.69	0.40
1:G:288:MET:O	1:G:289:LEU:HD23	2.22	0.40
1:A:308:GLU:O	1:A:311:LYS:HB3	2.21	0.40
1:L:230:ILE:HD12	1:L:257:GLU:HG2	2.03	0.40
1:L:256:GLY:CA	1:L:260:ALA:H	2.32	0.40
1:B:14:VAL:O	1:B:18:ARG:HG3	2.21	0.40
1:B:215:LEU:O	1:B:322:ARG:HA	2.20	0.40
1:I:233:MET:O	1:I:234:LEU:C	2.59	0.40

*Continued on next page...*



*Continued from previous page...*

Atom-1	Atom-2	Interatomic distance (Å)	Clash overlap (Å)
1:N:301:ILE:CD1	1:N:301:ILE:H	2.34	0.40
1:B:230:ILE:O	1:B:232:GLU:N	2.53	0.40
1:D:18:ARG:O	1:D:22:VAL:HG23	2.21	0.40
1:C:339:GLU:HA	1:C:342:ILE:HB	2.04	0.40
1:K:221:LEU:N	1:K:248:LEU:O	2.53	0.40
1:H:248:LEU:HD13	1:H:248:LEU:C	2.41	0.40
1:J:221:LEU:N	1:J:248:LEU:O	2.53	0.40
1:A:361:ASP:C	1:A:363:GLU:N	2.75	0.40
1:A:357:THR:CB	1:A:361:ASP:HB2	2.51	0.40
1:J:419:LEU:HD21	1:J:500:THR:HG23	2.02	0.40
1:F:326:ASN:CG	1:F:329:THR:H	2.24	0.40
1:K:421:ARG:O	1:K:422:VAL:C	2.59	0.40
1:J:520:MET:HE2	1:J:520:MET:HB3	1.88	0.40
1:M:7:LYS:HG3	1:M:66:PHE:CZ	2.57	0.40
1:C:194:GLN:HG3	1:C:331:THR:OG1	2.21	0.40
1:L:443:ALA:O	1:L:446:ALA:HB3	2.21	0.40
1:N:354:GLU:HG2	1:N:355:GLU:H	1.87	0.40
1:A:150:ILE:HD11	1:A:493:ILE:HG23	2.03	0.40
2:Q:3:ILE:HD13	2:Q:11:ILE:CD1	2.51	0.40
1:D:466:ALA:O	1:D:470:LYS:HG3	2.21	0.40
1:B:486:GLY:CA	1:B:491:MET:CE	2.98	0.40
1:H:426:LEU:H	1:H:426:LEU:CD2	2.22	0.40
2:O:93:ALA:HB1	2:P:4:ARG:O	2.21	0.40
1:N:150:ILE:HG21	1:N:494:LEU:HD21	2.03	0.40
1:N:499:VAL:CG2	1:N:500:THR:H	2.33	0.40
1:K:5:ASP:HB2	1:K:524:LEU:CD2	2.42	0.40
1:J:478:TYR:CZ	1:J:483:GLU:HA	2.55	0.40
1:G:84:ALA:CB	1:G:506:TYR:HE2	2.33	0.40
1:E:434:GLU:O	1:E:437:ASN:N	2.53	0.40
1:M:395:ARG:O	1:M:398:ASP:HB2	2.21	0.40
1:C:524:LEU:HD23	1:C:524:LEU:HA	1.92	0.40
1:C:59:GLU:OE1	1:C:59:GLU:HA	2.21	0.40
2:U:3:ILE:N	2:U:3:ILE:HD12	2.36	0.40
1:F:178:GLU:O	1:F:380:LYS:HA	2.22	0.40
1:I:2:ALA:O	1:I:4:LYS:NZ	2.46	0.40
1:A:443:ALA:O	1:A:444:LEU:C	2.60	0.40
1:L:190:VAL:CG2	1:L:191:GLU:N	2.84	0.40
1:M:345:ARG:O	1:M:348:GLN:HB2	2.21	0.40
1:M:373:ALA:CB	1:M:375:GLY:HA3	2.50	0.40
1:K:290:GLN:O	1:K:291:ASP:C	2.58	0.40
1:D:217:SER:N	1:D:218:PRO:CD	2.83	0.40

*Continued on next page...*



*Continued from previous page...*

Atom-1	Atom-2	Interatomic distance (Å)	Clash overlap (Å)
1:G:199:TYR:O	1:G:199:TYR:CD1	2.73	0.40
1:G:254:VAL:HG12	1:G:259:LEU:HG	2.04	0.40
1:K:216:GLU:CA	1:K:216:GLU:OE1	2.70	0.40
1:M:216:GLU:OE1	1:M:216:GLU:CA	2.70	0.40
1:C:235:PRO:CG	1:C:236:VAL:H	2.30	0.40
1:G:21:ASN:O	1:G:22:VAL:C	2.58	0.40
1:C:321:LYS:HG3	1:C:334:ASP:HB3	2.03	0.40
1:B:246:PRO:HB3	1:B:272:LYS:HZ2	1.85	0.40
1:E:217:SER:N	1:E:218:PRO:CD	2.84	0.40
1:E:218:PRO:HD2	1:E:320:ALA:O	2.21	0.40
1:C:361:ASP:C	1:C:363:GLU:H	2.25	0.40
1:H:272:LYS:HB2	1:H:272:LYS:HE3	1.82	0.40
1:A:326:ASN:ND2	1:A:328:ASP:N	2.69	0.40
1:J:219:PHE:O	1:J:247:LEU:HD22	2.21	0.40
1:A:290:GLN:O	1:A:291:ASP:C	2.60	0.40
1:D:348:GLN:HE22	1:D:352:GLN:NE2	2.19	0.40
1:C:199:TYR:CE2	1:C:205:ILE:HG12	2.56	0.40
1:L:129:GLU:O	1:L:130:GLU:C	2.59	0.40
1:H:142:LYS:O	1:H:146:GLN:HB2	2.21	0.40
1:M:106:ALA:HA	1:M:111:MET:HE3	2.04	0.40
1:B:77:VAL:O	1:B:78:ALA:C	2.59	0.40
1:E:240:VAL:C	1:E:242:LYS:N	2.73	0.40
1:I:120:ILE:O	1:I:121:ASP:C	2.58	0.40
1:I:433:ASN:ND2	1:I:434:GLU:N	2.68	0.40
1:C:499:VAL:CG2	1:C:500:THR:H	2.33	0.40
2:T:17:VAL:HG11	2:T:33:ALA:O	2.21	0.40
1:E:311:LYS:O	1:E:312:ALA:CB	2.70	0.40
1:N:166:MET:HE2	1:N:171:LYS:HG2	2.03	0.40
2:O:7:HIS:HB3	2:O:45:ASN:ND2	2.34	0.40
1:I:112:ASN:HA	1:I:113:PRO:HD3	1.73	0.40
1:J:106:ALA:HA	1:J:111:MET:CE	2.51	0.40
1:D:372:LEU:O	1:D:373:ALA:HB2	2.21	0.40
1:M:201:SER:HA	1:M:202:PRO:HD3	1.93	0.40
1:N:24:ALA:HA	1:N:27:VAL:HG12	2.02	0.40
1:C:473:ASP:O	1:C:474:GLY:C	2.59	0.40
1:G:42:LYS:HE2	1:G:48:THR:HB	2.03	0.40
1:F:290:GLN:O	1:F:294:THR:N	2.54	0.40
1:G:160:LYS:HE3	1:G:164:GLU:OE2	2.21	0.40
1:N:39:VAL:HG22	1:N:49:ILE:HG12	2.02	0.40
1:B:38:VAL:HG12	1:B:39:VAL:N	2.36	0.40
1:I:188:ASP:O	1:I:378:VAL:HG22	2.21	0.40

*Continued on next page...*



*Continued from previous page...*

Atom-1	Atom-2	Interatomic distance (Å)	Clash overlap (Å)
1:H:501:ARG:O	1:H:505:GLN:HG3	2.22	0.40
1:D:177:VAL:HG11	1:D:397:GLU:HG2	2.02	0.40
1:M:476:TYR:HA	1:M:486:GLY:O	2.20	0.40
1:M:472:GLY:HA3	1:M:476:TYR:HD2	1.87	0.40
1:A:406:ALA:O	1:A:410:GLY:N	2.54	0.40
1:L:46:ALA:CB	1:M:76:GLU:OE1	2.69	0.40
1:B:478:TYR:CE2	1:B:480:ALA:HA	2.57	0.40
1:I:443:ALA:O	1:I:446:ALA:HB3	2.21	0.40
1:L:355:GLU:O	1:L:357:THR:N	2.54	0.40
1:J:330:THR:HG22	1:J:331:THR:N	2.36	0.40
1:D:229:ASN:C	1:D:231:ARG:N	2.74	0.40
1:F:261:THR:O	1:F:265:ASN:ND2	2.55	0.40
1:N:174:VAL:HG21	1:N:371:LYS:CE	2.50	0.40
1:A:309:LEU:H	1:A:309:LEU:CD1	2.34	0.40
1:L:257:GLU:O	1:L:261:THR:CG2	2.69	0.40
1:C:233:MET:O	1:C:233:MET:HE2	2.22	0.40
1:B:237:LEU:CD2	1:B:238:GLU:N	2.84	0.40
1:J:233:MET:O	1:J:234:LEU:C	2.59	0.40
1:E:339:GLU:HA	1:E:342:ILE:CB	2.48	0.40
1:E:350:ARG:O	1:E:353:ILE:HB	2.20	0.40
1:E:362:ARG:O	1:E:366:GLN:OE1	2.39	0.40
1:C:240:VAL:CG1	1:C:245:LYS:O	2.68	0.40
1:H:221:LEU:N	1:H:248:LEU:O	2.53	0.40
1:A:290:GLN:NE2	1:A:345:ARG:HH12	2.18	0.40
1:A:358:SER:HA	1:A:362:ARG:CD	2.52	0.40
1:D:344:GLY:C	1:D:346:VAL:N	2.74	0.40
2:T:47:ARG:CD	2:T:49:LEU:HB2	2.51	0.40
1:L:130:GLU:HG3	1:L:426:LEU:CD2	2.51	0.40
1:N:355:GLU:O	1:N:357:THR:N	2.54	0.40
1:D:111:MET:HE3	1:K:434:GLU:OE1	2.21	0.40
1:E:299:THR:N	1:E:316:ASP:O	2.53	0.40
1:B:360:TYR:N	1:B:363:GLU:HG3	2.37	0.40
1:H:158:VAL:O	1:H:159:GLY:C	2.60	0.40
1:C:95:LEU:HD23	1:C:450:PRO:HD3	2.02	0.40
1:M:330:THR:HG22	1:M:331:THR:N	2.36	0.40
1:K:128:VAL:O	1:K:132:LYS:HG3	2.22	0.40
1:E:168:LYS:HB3	1:E:169:VAL:H	1.73	0.40
1:J:199:TYR:CD1	1:J:199:TYR:O	2.75	0.40
1:A:123:ALA:CB	1:A:440:ILE:HG23	2.50	0.40
1:B:86:GLY:O	1:B:87:ASP:HB2	2.22	0.40
1:M:199:TYR:O	1:M:199:TYR:CD1	2.75	0.40

*Continued on next page...*



*Continued from previous page...*

Atom-1	Atom-2	Interatomic distance (Å)	Clash overlap (Å)
2:O:52:GLY:O	2:O:53:GLU:HB2	2.22	0.40
1:D:240:VAL:C	1:D:242:LYS:N	2.74	0.40
1:F:283:ASP:O	1:F:287:ALA:HB2	2.22	0.40
1:I:318:GLY:O	1:I:319:GLN:HG3	2.21	0.40
1:L:420:ILE:HG13	1:L:451:LEU:HD22	2.04	0.40
1:M:508:ALA:O	1:M:509:SER:C	2.58	0.40
1:G:309:LEU:H	1:G:309:LEU:CD1	2.33	0.40
1:G:128:VAL:CG1	1:G:132:LYS:HE2	2.51	0.40
1:E:149:THR:OG1	1:E:156:GLU:HA	2.21	0.40
1:K:21:ASN:HD22	1:K:21:ASN:HA	1.57	0.40
1:A:87:ASP:OD1	1:A:88:GLY:N	2.51	0.40
1:B:519:CYS:SG	1:B:520:MET:N	2.95	0.40
1:J:501:ARG:O	1:J:502:SER:C	2.60	0.40
1:I:348:GLN:C	1:I:352:GLN:HE21	2.24	0.40
1:H:345:ARG:O	1:H:348:GLN:HB2	2.21	0.40
1:H:348:GLN:C	1:H:352:GLN:HE21	2.24	0.40
1:M:354:GLU:HG2	1:M:355:GLU:H	1.87	0.40
1:K:356:ALA:HB1	1:K:362:ARG:NE	2.26	0.40
1:D:206:ASN:HB2	1:D:214:GLU:H	1.85	0.40
1:F:254:VAL:HG12	1:F:259:LEU:HG	2.03	0.40
1:G:320:ALA:HA	1:G:335:GLY:HA2	2.03	0.40
1:A:266:THR:CG2	1:A:271:VAL:O	2.60	0.40
1:M:259:LEU:O	1:M:260:ALA:C	2.60	0.40
1:H:301:ILE:CD1	1:H:301:ILE:H	2.34	0.40
1:E:255:GLU:OE1	1:E:255:GLU:N	2.54	0.40
1:D:236:VAL:O	1:D:239:ALA:HB3	2.21	0.40
1:H:219:PHE:O	1:H:247:LEU:HD22	2.21	0.40
1:H:251:ALA:O	1:H:252:GLU:C	2.58	0.40
1:I:221:LEU:CD1	1:I:223:ALA:N	2.84	0.40
2:R:14:ARG:CG	2:R:15:LYS:N	2.76	0.40
1:A:207:LYS:HB2	1:A:207:LYS:HZ2	1.85	0.40
1:D:360:TYR:H	1:D:363:GLU:CD	2.24	0.40
1:I:522:THR:OG1	1:I:523:ASP:N	2.55	0.40
1:M:66:PHE:HD1	1:M:520:MET:HE2	1.86	0.40
1:N:366:GLN:O	1:N:369:VAL:HB	2.20	0.40
1:I:421:ARG:O	1:I:422:VAL:C	2.59	0.40
1:L:386:GLU:HG2	1:L:390:LYS:HE2	2.03	0.40
1:C:111:MET:CE	1:C:438:VAL:HG21	2.51	0.40
1:A:150:ILE:HG21	1:A:494:LEU:O	2.21	0.40
1:B:289:LEU:O	1:B:292:ILE:N	2.55	0.40
1:B:368:ARG:CD	1:B:372:LEU:HD11	2.51	0.40

*Continued on next page...*



*Continued from previous page...*

Atom-1	Atom-2	Interatomic distance (Å)	Clash overlap (Å)
2:T:14:ARG:HD2	2:T:34:LYS:HE2	2.04	0.40
1:E:230:ILE:O	1:E:232:GLU:N	2.55	0.40
1:I:166:MET:HE2	1:I:171:LYS:HG2	2.04	0.40
2:O:7:HIS:HA	2:O:45:ASN:N	2.36	0.40
1:E:499:VAL:CG2	1:E:500:THR:H	2.30	0.40
1:F:302:SER:C	1:F:304:GLU:H	2.25	0.40
1:J:109:ALA:HB3	1:J:111:MET:HE3	2.04	0.40
2:P:14:ARG:CG	2:P:35:SER:HB3	2.50	0.40
2:P:12:VAL:HG12	2:P:40:VAL:HA	2.03	0.40
1:B:227:ILE:CD1	1:B:227:ILE:N	2.79	0.40
1:N:54:VAL:HG22	1:N:89:THR:HG21	2.03	0.40
2:S:71:TYR:O	2:S:73:VAL:N	2.54	0.40
1:M:303:GLU:C	1:M:305:ILE:N	2.75	0.40
1:F:429:LEU:O	1:F:430:ARG:NH1	2.53	0.40
1:A:112:ASN:HD22	1:A:115:ASP:CG	2.25	0.40
1:K:186:GLU:O	1:K:379:ILE:HA	2.21	0.40
1:G:209:GLU:CD	1:G:209:GLU:N	2.75	0.40
1:M:401:HIS:O	1:M:402:ALA:C	2.59	0.40
1:G:485:TYR:N	1:G:485:TYR:CD1	2.89	0.40
1:I:37:ASN:ND2	1:I:37:ASN:N	2.65	0.40
1:I:140:ASP:C	1:I:142:LYS:N	2.75	0.40
1:C:479:ASN:HB3	1:C:482:THR:OG1	2.22	0.40
1:L:513:LEU:HD12	1:L:513:LEU:HA	1.71	0.40
1:E:441:LYS:HA	1:E:441:LYS:HD2	1.80	0.40
1:D:216:GLU:HA	1:D:216:GLU:OE1	2.22	0.40
1:H:172:GLU:OE1	1:H:172:GLU:N	2.54	0.40
1:B:441:LYS:HA	1:B:441:LYS:HD2	1.87	0.40
1:A:203:TYR:H	1:A:203:TYR:HD1	1.68	0.40
2:S:86:MET:HG3	2:S:90:ASP:HB2	2.04	0.40
1:I:90:THR:O	1:I:94:VAL:HG23	2.21	0.40

There are no symmetry-related clashes.

## 5.3 Torsion angles [i](#)

### 5.3.1 Protein backbone [i](#)

In the following table, the Percentiles column shows the percent Ramachandran outliers of the chain as a percentile score with respect to all PDB entries followed by that with respect to all EM entries.



The Analysed column shows the number of residues for which the backbone conformation was analysed, and the total number of residues.

Mol	Chain	Analysed	Favoured	Allowed	Outliers	Percentiles	
1	A	523/547 (96%)	396 (76%)	92 (18%)	35 (7%)	1	24
1	B	523/547 (96%)	398 (76%)	95 (18%)	30 (6%)	2	28
1	C	523/547 (96%)	397 (76%)	88 (17%)	38 (7%)	1	21
1	D	523/547 (96%)	397 (76%)	93 (18%)	33 (6%)	2	25
1	E	523/547 (96%)	390 (75%)	98 (19%)	35 (7%)	1	24
1	F	523/547 (96%)	399 (76%)	93 (18%)	31 (6%)	2	27
1	G	523/547 (96%)	390 (75%)	99 (19%)	34 (6%)	1	25
1	H	519/547 (95%)	374 (72%)	116 (22%)	29 (6%)	2	28
1	I	519/547 (95%)	377 (73%)	115 (22%)	27 (5%)	2	30
1	J	519/547 (95%)	376 (72%)	117 (22%)	26 (5%)	3	31
1	K	519/547 (95%)	372 (72%)	120 (23%)	27 (5%)	2	30
1	L	519/547 (95%)	372 (72%)	116 (22%)	31 (6%)	2	26
1	M	519/547 (95%)	375 (72%)	117 (22%)	27 (5%)	2	30
1	N	519/547 (95%)	377 (73%)	114 (22%)	28 (5%)	2	29
2	O	95/97 (98%)	69 (73%)	20 (21%)	6 (6%)	2	25
2	P	95/97 (98%)	65 (68%)	24 (25%)	6 (6%)	2	25
2	Q	95/97 (98%)	67 (70%)	21 (22%)	7 (7%)	1	21
2	R	95/97 (98%)	68 (72%)	18 (19%)	9 (10%)	1	15
2	S	95/97 (98%)	73 (77%)	16 (17%)	6 (6%)	2	25
2	T	95/97 (98%)	67 (70%)	20 (21%)	8 (8%)	1	18
2	U	95/97 (98%)	64 (67%)	24 (25%)	7 (7%)	1	21
All	All	7959/8337 (96%)	5863 (74%)	1616 (20%)	480 (6%)	4	26

All (480) Ramachandran outliers are listed below:

Mol	Chain	Res	Type
1	A	29	VAL
1	A	44	PHE
1	A	233	MET
1	A	279	PRO
1	A	309	LEU
1	A	311	LYS
1	A	353	ILE

*Continued on next page...*



*Continued from previous page...*

Mol	Chain	Res	Type
1	A	358	SER
1	B	29	VAL
1	B	44	PHE
1	B	206	ASN
1	B	233	MET
1	B	279	PRO
1	B	309	LEU
1	B	311	LYS
1	B	353	ILE
1	B	354	GLU
1	B	358	SER
1	B	373	ALA
1	C	29	VAL
1	C	44	PHE
1	C	206	ASN
1	C	233	MET
1	C	279	PRO
1	C	309	LEU
1	C	311	LYS
1	C	353	ILE
1	C	358	SER
1	D	44	PHE
1	D	206	ASN
1	D	233	MET
1	D	309	LEU
1	D	311	LYS
1	D	342	ILE
1	D	353	ILE
1	D	354	GLU
1	D	358	SER
1	E	44	PHE
1	E	233	MET
1	E	279	PRO
1	E	309	LEU
1	E	311	LYS
1	E	312	ALA
1	E	353	ILE
1	E	354	GLU
1	F	29	VAL
1	F	44	PHE
1	F	233	MET
1	F	279	PRO

*Continued on next page...*



*Continued from previous page...*

Mol	Chain	Res	Type
1	F	309	LEU
1	F	311	LYS
1	F	353	ILE
1	F	358	SER
1	G	44	PHE
1	G	233	MET
1	G	279	PRO
1	G	309	LEU
1	G	311	LYS
1	G	336	VAL
1	G	353	ILE
1	H	146	GLN
1	H	270	ILE
1	H	401	HIS
1	H	425	LYS
1	I	146	GLN
1	I	270	ILE
1	I	401	HIS
1	J	270	ILE
1	K	270	ILE
1	K	425	LYS
1	L	146	GLN
1	L	270	ILE
1	L	425	LYS
1	M	146	GLN
1	M	270	ILE
1	M	425	LYS
1	N	270	ILE
2	O	7	HIS
2	P	7	HIS
2	P	51	ASN
2	Q	7	HIS
2	Q	49	LEU
2	Q	51	ASN
2	R	7	HIS
2	S	7	HIS
2	S	51	ASN
2	T	7	HIS
2	U	7	HIS
2	U	49	LEU
1	A	206	ASN
1	A	253	ASP

*Continued on next page...*



*Continued from previous page...*

Mol	Chain	Res	Type
1	A	293	ALA
1	A	336	VAL
1	A	342	ILE
1	A	354	GLU
1	A	373	ALA
1	B	284	ARG
1	B	312	ALA
1	B	334	ASP
1	B	342	ILE
1	C	228	SER
1	C	231	ARG
1	C	284	ARG
1	C	354	GLU
1	C	373	ALA
1	D	29	VAL
1	D	279	PRO
1	D	312	ALA
1	D	373	ALA
1	E	29	VAL
1	E	169	VAL
1	E	206	ASN
1	E	231	ARG
1	E	293	ALA
1	E	305	ILE
1	E	336	VAL
1	E	342	ILE
1	E	373	ALA
1	F	206	ASN
1	F	228	SER
1	F	231	ARG
1	F	305	ILE
1	F	312	ALA
1	F	354	GLU
1	F	373	ALA
1	G	9	GLY
1	G	29	VAL
1	G	253	ASP
1	G	293	ALA
1	G	312	ALA
1	G	338	GLU
1	G	342	ILE
1	G	354	GLU

*Continued on next page...*



*Continued from previous page...*

Mol	Chain	Res	Type
1	G	358	SER
1	G	373	ALA
1	H	389	MET
1	H	429	LEU
1	H	432	GLN
1	I	85	ALA
1	I	389	MET
1	I	425	LYS
1	I	429	LEU
1	J	85	ALA
1	J	146	GLN
1	J	389	MET
1	J	425	LYS
1	J	429	LEU
1	J	432	GLN
1	K	85	ALA
1	K	146	GLN
1	K	160	LYS
1	K	389	MET
1	K	401	HIS
1	K	429	LEU
1	K	432	GLN
1	L	85	ALA
1	L	389	MET
1	L	398	ASP
1	L	429	LEU
1	L	432	GLN
1	M	389	MET
1	M	401	HIS
1	M	429	LEU
1	M	432	GLN
1	N	85	ALA
1	N	146	GLN
1	N	155	ASP
1	N	401	HIS
1	N	425	LYS
1	N	429	LEU
1	N	432	GLN
2	O	51	ASN
2	P	5	PRO
2	P	21	SER
2	Q	80	ASN

*Continued on next page...*



*Continued from previous page...*

Mol	Chain	Res	Type
2	R	14	ARG
2	R	51	ASN
2	S	14	ARG
2	T	21	SER
2	T	51	ASN
2	T	72	GLY
2	U	21	SER
2	U	52	GLY
1	A	228	SER
1	A	268	ARG
1	A	282	GLY
1	A	284	ARG
1	A	289	LEU
1	A	312	ALA
1	A	334	ASP
1	A	363	GLU
1	A	390	LYS
1	B	231	ARG
1	B	237	LEU
1	B	263	VAL
1	B	293	ALA
1	C	9	GLY
1	C	153	ASN
1	C	293	ALA
1	C	312	ALA
1	C	336	VAL
1	C	338	GLU
1	C	342	ILE
1	D	231	ARG
1	D	268	ARG
1	D	334	ASP
1	E	153	ASN
1	E	228	SER
1	E	268	ARG
1	E	280	GLY
1	E	358	SER
1	F	251	ALA
1	F	284	ARG
1	F	362	ARG
1	G	206	ASN
1	G	360	TYR
1	G	362	ARG

*Continued on next page...*



*Continued from previous page...*

Mol	Chain	Res	Type
1	H	85	ALA
1	H	155	ASP
1	H	232	GLU
1	H	267	MET
1	H	327	LYS
1	H	352	GLN
1	H	356	ALA
1	H	421	ARG
1	H	462	PRO
1	I	232	GLU
1	I	267	MET
1	I	327	LYS
1	I	352	GLN
1	I	356	ALA
1	I	432	GLN
1	J	232	GLU
1	J	267	MET
1	J	327	LYS
1	J	352	GLN
1	J	356	ALA
1	J	401	HIS
1	J	462	PRO
1	K	232	GLU
1	K	267	MET
1	K	327	LYS
1	K	352	GLN
1	K	356	ALA
1	L	160	LYS
1	L	232	GLU
1	L	267	MET
1	L	327	LYS
1	L	352	GLN
1	L	356	ALA
1	L	401	HIS
1	L	421	ARG
1	M	85	ALA
1	M	232	GLU
1	M	267	MET
1	M	327	LYS
1	M	352	GLN
1	M	356	ALA
1	M	421	ARG

*Continued on next page...*



*Continued from previous page...*

Mol	Chain	Res	Type
1	M	462	PRO
1	M	509	SER
1	N	66	PHE
1	N	232	GLU
1	N	267	MET
1	N	327	LYS
1	N	352	GLN
1	N	356	ALA
1	N	389	MET
1	N	421	ARG
1	N	509	SER
2	O	14	ARG
2	O	21	SER
2	O	45	ASN
2	Q	21	SER
2	R	21	SER
2	S	21	SER
2	T	49	LEU
2	T	80	ASN
2	U	51	ASN
1	A	207	LYS
1	A	231	ARG
1	A	360	TYR
1	A	361	ASP
1	B	153	ASN
1	B	230	ILE
1	B	268	ARG
1	B	278	ALA
1	B	289	LEU
1	B	305	ILE
1	C	253	ASP
1	C	260	ALA
1	C	280	GLY
1	C	289	LEU
1	C	362	ARG
1	D	228	SER
1	D	251	ALA
1	D	253	ASP
1	D	293	ALA
1	D	303	GLU
1	D	305	ILE
1	E	253	ASP

*Continued on next page...*



*Continued from previous page...*

Mol	Chain	Res	Type
1	E	284	ARG
1	E	294	THR
1	E	390	LYS
1	F	207	LYS
1	F	293	ALA
1	F	303	GLU
1	G	207	LYS
1	G	228	SER
1	G	230	ILE
1	H	203	TYR
1	H	231	ARG
1	I	66	PHE
1	I	155	ASP
1	I	160	LYS
1	I	165	ALA
1	I	203	TYR
1	I	421	ARG
1	J	165	ALA
1	J	203	TYR
1	J	231	ARG
1	J	421	ARG
1	K	66	PHE
1	K	155	ASP
1	K	203	TYR
1	K	231	ARG
1	K	421	ARG
1	K	462	PRO
1	L	203	TYR
1	L	231	ARG
1	L	462	PRO
1	M	89	THR
1	M	155	ASP
1	M	160	LYS
1	M	203	TYR
1	M	231	ARG
1	N	203	TYR
1	N	231	ARG
1	N	442	VAL
1	N	462	PRO
2	R	30	SER
2	T	5	PRO
2	T	53	GLU

*Continued on next page...*



*Continued from previous page...*

Mol	Chain	Res	Type
1	A	260	ALA
1	A	294	THR
1	A	305	ILE
1	A	392	LYS
1	C	57	ALA
1	C	182	GLY
1	C	305	ILE
1	D	230	ILE
1	D	263	VAL
1	D	289	LEU
1	D	294	THR
1	E	158	VAL
1	E	207	LYS
1	E	260	ALA
1	E	289	LEU
1	E	334	ASP
1	E	363	GLU
1	E	392	LYS
1	E	525	PRO
1	F	230	ILE
1	F	392	LYS
1	F	525	PRO
1	G	169	VAL
1	G	294	THR
1	G	305	ILE
1	G	392	LYS
1	H	153	ASN
1	H	160	LYS
1	H	288	MET
1	H	315	GLU
1	H	398	ASP
1	H	509	SER
1	I	231	ARG
1	I	288	MET
1	I	315	GLU
1	I	442	VAL
1	I	462	PRO
1	J	160	LYS
1	J	288	MET
1	J	315	GLU
1	J	398	ASP
1	K	288	MET

*Continued on next page...*



*Continued from previous page...*

Mol	Chain	Res	Type
1	K	315	GLU
1	L	158	VAL
1	L	288	MET
1	L	315	GLU
1	L	407	VAL
1	L	442	VAL
1	M	66	PHE
1	M	288	MET
1	M	315	GLU
1	M	442	VAL
1	N	160	LYS
1	N	288	MET
1	N	315	GLU
2	O	52	GLY
2	P	69	ASP
2	Q	72	GLY
2	R	5	PRO
2	S	80	ASN
2	U	69	ASP
1	A	525	PRO
1	B	169	VAL
1	B	207	LYS
1	B	525	PRO
1	C	207	LYS
1	C	251	ALA
1	C	278	ALA
1	C	310	GLU
1	C	361	ASP
1	D	207	LYS
1	D	336	VAL
1	E	237	LEU
1	F	158	VAL
1	F	342	ILE
1	G	231	ARG
1	G	466	ALA
1	H	165	ALA
1	K	442	VAL
1	L	153	ASN
1	L	155	ASP
1	L	159	GLY
2	Q	52	GLY
2	R	31	ALA

*Continued on next page...*



*Continued from previous page...*

Mol	Chain	Res	Type
2	R	49	LEU
2	U	80	ASN
1	A	278	ALA
1	D	525	PRO
1	F	474	GLY
1	H	323	VAL
1	I	323	VAL
1	I	472	GLY
1	J	137	PRO
1	J	323	VAL
1	K	323	VAL
1	L	323	VAL
1	M	323	VAL
1	N	323	VAL
2	P	72	GLY
2	S	72	GLY
1	A	9	GLY
1	B	336	VAL
1	D	9	GLY
1	D	280	GLY
1	G	201	SER
1	G	282	GLY
1	L	56	VAL
1	N	32	GLY
1	C	169	VAL
1	C	525	PRO
1	F	9	GLY
1	F	280	GLY
1	F	336	VAL
1	G	158	VAL
1	H	442	VAL
1	J	442	VAL
2	R	52	GLY
1	C	271	VAL
1	C	465	VAL
1	D	271	VAL
1	D	282	GLY
1	G	271	VAL
1	G	465	VAL
1	H	235	PRO
1	I	235	PRO
1	J	235	PRO

*Continued on next page...*



*Continued from previous page...*

Mol	Chain	Res	Type
1	K	56	VAL
1	K	235	PRO
1	K	387	VAL
1	L	32	GLY
1	L	235	PRO
1	M	235	PRO
1	N	235	PRO
1	B	271	VAL
1	F	271	VAL
1	H	387	VAL
1	N	56	VAL

### 5.3.2 Protein sidechains ⓘ

In the following table, the Percentiles column shows the percent sidechain outliers of the chain as a percentile score with respect to all PDB entries followed by that with respect to all EM entries.

The Analysed column shows the number of residues for which the sidechain conformation was analysed, and the total number of residues.

Mol	Chain	Analysed	Rotameric	Outliers	Percentiles	
1	A	393/414 (95%)	369 (94%)	24 (6%)	23	60
1	B	393/414 (95%)	368 (94%)	25 (6%)	22	58
1	C	393/414 (95%)	369 (94%)	24 (6%)	23	60
1	D	393/414 (95%)	369 (94%)	24 (6%)	23	60
1	E	393/414 (95%)	368 (94%)	25 (6%)	22	58
1	F	393/414 (95%)	368 (94%)	25 (6%)	22	58
1	G	393/414 (95%)	367 (93%)	26 (7%)	21	57
1	H	403/414 (97%)	385 (96%)	18 (4%)	34	69
1	I	403/414 (97%)	382 (95%)	21 (5%)	29	65
1	J	403/414 (97%)	383 (95%)	20 (5%)	30	66
1	K	403/414 (97%)	384 (95%)	19 (5%)	32	68
1	L	403/414 (97%)	384 (95%)	19 (5%)	32	68
1	M	403/414 (97%)	383 (95%)	20 (5%)	30	66
1	N	403/414 (97%)	384 (95%)	19 (5%)	32	68
2	O	79/80 (99%)	73 (92%)	6 (8%)	16	53

*Continued on next page...*



*Continued from previous page...*

Mol	Chain	Analysed	Rotameric	Outliers	Percentiles	
2	P	79/80 (99%)	74 (94%)	5 (6%)	22	59
2	Q	79/80 (99%)	72 (91%)	7 (9%)	12	44
2	R	79/80 (99%)	70 (89%)	9 (11%)	7	33
2	S	79/80 (99%)	73 (92%)	6 (8%)	16	53
2	T	79/80 (99%)	71 (90%)	8 (10%)	9	38
2	U	79/80 (99%)	72 (91%)	7 (9%)	12	44
All	All	6125/6356 (96%)	5768 (94%)	357 (6%)	29	61

All (357) residues with a non-rotameric sidechain are listed below:

Mol	Chain	Res	Type
1	A	18	ARG
1	A	44	PHE
1	A	62	LEU
1	A	74	VAL
1	A	77	VAL
1	A	97	GLN
1	A	153	ASN
1	A	195	PHE
1	A	199	TYR
1	A	233	MET
1	A	247	LEU
1	A	252	GLU
1	A	255	GLU
1	A	257	GLU
1	A	267	MET
1	A	290	GLN
1	A	291	ASP
1	A	303	GLU
1	A	315	GLU
1	A	348	GLN
1	A	360	TYR
1	A	422	VAL
1	A	453	GLN
1	A	494	LEU
1	B	18	ARG
1	B	44	PHE
1	B	62	LEU
1	B	74	VAL
1	B	77	VAL

*Continued on next page...*



*Continued from previous page...*

Mol	Chain	Res	Type
1	B	97	GLN
1	B	153	ASN
1	B	195	PHE
1	B	199	TYR
1	B	203	TYR
1	B	222	LEU
1	B	233	MET
1	B	247	LEU
1	B	255	GLU
1	B	257	GLU
1	B	267	MET
1	B	290	GLN
1	B	291	ASP
1	B	303	GLU
1	B	315	GLU
1	B	348	GLN
1	B	360	TYR
1	B	422	VAL
1	B	453	GLN
1	B	494	LEU
1	C	18	ARG
1	C	23	LEU
1	C	44	PHE
1	C	62	LEU
1	C	74	VAL
1	C	77	VAL
1	C	97	GLN
1	C	153	ASN
1	C	195	PHE
1	C	199	TYR
1	C	233	MET
1	C	247	LEU
1	C	255	GLU
1	C	257	GLU
1	C	267	MET
1	C	290	GLN
1	C	291	ASP
1	C	303	GLU
1	C	305	ILE
1	C	315	GLU
1	C	348	GLN
1	C	360	TYR

*Continued on next page...*



*Continued from previous page...*

Mol	Chain	Res	Type
1	C	453	GLN
1	C	494	LEU
1	D	18	ARG
1	D	44	PHE
1	D	62	LEU
1	D	74	VAL
1	D	77	VAL
1	D	97	GLN
1	D	153	ASN
1	D	195	PHE
1	D	199	TYR
1	D	233	MET
1	D	247	LEU
1	D	255	GLU
1	D	257	GLU
1	D	267	MET
1	D	290	GLN
1	D	291	ASP
1	D	303	GLU
1	D	315	GLU
1	D	348	GLN
1	D	360	TYR
1	D	421	ARG
1	D	422	VAL
1	D	453	GLN
1	D	494	LEU
1	E	18	ARG
1	E	23	LEU
1	E	44	PHE
1	E	62	LEU
1	E	74	VAL
1	E	77	VAL
1	E	97	GLN
1	E	153	ASN
1	E	195	PHE
1	E	199	TYR
1	E	247	LEU
1	E	255	GLU
1	E	257	GLU
1	E	267	MET
1	E	279	PRO
1	E	290	GLN

*Continued on next page...*



*Continued from previous page...*

Mol	Chain	Res	Type
1	E	291	ASP
1	E	303	GLU
1	E	315	GLU
1	E	348	GLN
1	E	360	TYR
1	E	422	VAL
1	E	453	GLN
1	E	461	GLU
1	E	494	LEU
1	F	18	ARG
1	F	23	LEU
1	F	44	PHE
1	F	62	LEU
1	F	74	VAL
1	F	97	GLN
1	F	153	ASN
1	F	195	PHE
1	F	199	TYR
1	F	233	MET
1	F	247	LEU
1	F	252	GLU
1	F	255	GLU
1	F	257	GLU
1	F	267	MET
1	F	290	GLN
1	F	291	ASP
1	F	303	GLU
1	F	315	GLU
1	F	348	GLN
1	F	360	TYR
1	F	421	ARG
1	F	422	VAL
1	F	453	GLN
1	F	494	LEU
1	G	18	ARG
1	G	23	LEU
1	G	44	PHE
1	G	62	LEU
1	G	74	VAL
1	G	77	VAL
1	G	97	GLN
1	G	153	ASN

*Continued on next page...*



*Continued from previous page...*

Mol	Chain	Res	Type
1	G	195	PHE
1	G	199	TYR
1	G	203	TYR
1	G	233	MET
1	G	247	LEU
1	G	255	GLU
1	G	257	GLU
1	G	267	MET
1	G	290	GLN
1	G	291	ASP
1	G	303	GLU
1	G	315	GLU
1	G	348	GLN
1	G	360	TYR
1	G	422	VAL
1	G	453	GLN
1	G	475	ASN
1	G	494	LEU
1	H	20	VAL
1	H	37	ASN
1	H	59	GLU
1	H	129	GLU
1	H	153	ASN
1	H	172	GLU
1	H	197	ARG
1	H	230	ILE
1	H	233	MET
1	H	284	ARG
1	H	288	MET
1	H	291	ASP
1	H	331	THR
1	H	364	LYS
1	H	389	MET
1	H	426	LEU
1	H	432	GLN
1	H	433	ASN
1	I	11	ASP
1	I	20	VAL
1	I	37	ASN
1	I	59	GLU
1	I	129	GLU
1	I	147	VAL

*Continued on next page...*



*Continued from previous page...*

Mol	Chain	Res	Type
1	I	153	ASN
1	I	172	GLU
1	I	197	ARG
1	I	230	ILE
1	I	233	MET
1	I	284	ARG
1	I	288	MET
1	I	291	ASP
1	I	331	THR
1	I	364	LYS
1	I	389	MET
1	I	426	LEU
1	I	432	GLN
1	I	433	ASN
1	I	504	LEU
1	J	11	ASP
1	J	20	VAL
1	J	37	ASN
1	J	59	GLU
1	J	129	GLU
1	J	147	VAL
1	J	153	ASN
1	J	172	GLU
1	J	197	ARG
1	J	230	ILE
1	J	233	MET
1	J	284	ARG
1	J	288	MET
1	J	291	ASP
1	J	331	THR
1	J	364	LYS
1	J	389	MET
1	J	426	LEU
1	J	432	GLN
1	J	433	ASN
1	K	37	ASN
1	K	59	GLU
1	K	129	GLU
1	K	147	VAL
1	K	153	ASN
1	K	172	GLU
1	K	179	ASP

*Continued on next page...*



*Continued from previous page...*

Mol	Chain	Res	Type
1	K	197	ARG
1	K	230	ILE
1	K	233	MET
1	K	284	ARG
1	K	288	MET
1	K	291	ASP
1	K	331	THR
1	K	364	LYS
1	K	389	MET
1	K	426	LEU
1	K	432	GLN
1	K	433	ASN
1	L	11	ASP
1	L	20	VAL
1	L	37	ASN
1	L	59	GLU
1	L	129	GLU
1	L	153	ASN
1	L	172	GLU
1	L	197	ARG
1	L	230	ILE
1	L	233	MET
1	L	284	ARG
1	L	288	MET
1	L	291	ASP
1	L	331	THR
1	L	364	LYS
1	L	389	MET
1	L	426	LEU
1	L	432	GLN
1	L	433	ASN
1	M	11	ASP
1	M	20	VAL
1	M	37	ASN
1	M	59	GLU
1	M	129	GLU
1	M	147	VAL
1	M	153	ASN
1	M	172	GLU
1	M	197	ARG
1	M	230	ILE
1	M	233	MET

*Continued on next page...*



*Continued from previous page...*

Mol	Chain	Res	Type
1	M	284	ARG
1	M	288	MET
1	M	291	ASP
1	M	331	THR
1	M	364	LYS
1	M	389	MET
1	M	426	LEU
1	M	432	GLN
1	M	433	ASN
1	N	11	ASP
1	N	20	VAL
1	N	37	ASN
1	N	59	GLU
1	N	129	GLU
1	N	153	ASN
1	N	172	GLU
1	N	197	ARG
1	N	230	ILE
1	N	233	MET
1	N	284	ARG
1	N	288	MET
1	N	291	ASP
1	N	331	THR
1	N	364	LYS
1	N	389	MET
1	N	426	LEU
1	N	432	GLN
1	N	433	ASN
2	O	3	ILE
2	O	6	LEU
2	O	20	LYS
2	O	37	ARG
2	O	53	GLU
2	O	55	LYS
2	P	3	ILE
2	P	6	LEU
2	P	20	LYS
2	P	37	ARG
2	P	55	LYS
2	Q	3	ILE
2	Q	6	LEU
2	Q	20	LYS

*Continued on next page...*



*Continued from previous page...*

Mol	Chain	Res	Type
2	Q	37	ARG
2	Q	53	GLU
2	Q	55	LYS
2	Q	58	ASP
2	R	3	ILE
2	R	6	LEU
2	R	20	LYS
2	R	37	ARG
2	R	53	GLU
2	R	55	LYS
2	R	58	ASP
2	R	84	LEU
2	R	86	MET
2	S	3	ILE
2	S	6	LEU
2	S	20	LYS
2	S	37	ARG
2	S	53	GLU
2	S	55	LYS
2	T	3	ILE
2	T	6	LEU
2	T	20	LYS
2	T	28	THR
2	T	37	ARG
2	T	53	GLU
2	T	55	LYS
2	T	58	ASP
2	U	3	ILE
2	U	6	LEU
2	U	20	LYS
2	U	37	ARG
2	U	53	GLU
2	U	55	LYS
2	U	58	ASP

Some sidechains can be flipped to improve hydrogen bonding and reduce clashes. All (195) such sidechains are listed below:

Mol	Chain	Res	Type
1	A	21	ASN
1	A	82	ASN
1	A	112	ASN
1	A	146	GLN

*Continued on next page...*



*Continued from previous page...*

Mol	Chain	Res	Type
1	A	153	ASN
1	A	194	GLN
1	A	319	GLN
1	A	348	GLN
1	A	352	GLN
1	A	366	GLN
1	A	432	GLN
1	A	457	ASN
1	A	475	ASN
1	B	21	ASN
1	B	82	ASN
1	B	112	ASN
1	B	146	GLN
1	B	153	ASN
1	B	194	GLN
1	B	319	GLN
1	B	348	GLN
1	B	351	GLN
1	B	352	GLN
1	B	366	GLN
1	B	432	GLN
1	B	475	ASN
1	C	21	ASN
1	C	82	ASN
1	C	112	ASN
1	C	146	GLN
1	C	153	ASN
1	C	194	GLN
1	C	319	GLN
1	C	348	GLN
1	C	351	GLN
1	C	352	GLN
1	C	366	GLN
1	C	432	GLN
1	C	457	ASN
1	C	475	ASN
1	D	21	ASN
1	D	82	ASN
1	D	112	ASN
1	D	146	GLN
1	D	153	ASN
1	D	194	GLN

*Continued on next page...*



*Continued from previous page...*

Mol	Chain	Res	Type
1	D	319	GLN
1	D	348	GLN
1	D	351	GLN
1	D	352	GLN
1	D	366	GLN
1	D	432	GLN
1	D	457	ASN
1	D	475	ASN
1	E	21	ASN
1	E	82	ASN
1	E	112	ASN
1	E	146	GLN
1	E	153	ASN
1	E	194	GLN
1	E	319	GLN
1	E	348	GLN
1	E	351	GLN
1	E	352	GLN
1	E	366	GLN
1	E	432	GLN
1	E	457	ASN
1	F	21	ASN
1	F	82	ASN
1	F	112	ASN
1	F	146	GLN
1	F	153	ASN
1	F	194	GLN
1	F	265	ASN
1	F	348	GLN
1	F	351	GLN
1	F	352	GLN
1	F	366	GLN
1	F	432	GLN
1	F	457	ASN
1	G	21	ASN
1	G	72	GLN
1	G	82	ASN
1	G	112	ASN
1	G	146	GLN
1	G	153	ASN
1	G	194	GLN
1	G	319	GLN

*Continued on next page...*



*Continued from previous page...*

Mol	Chain	Res	Type
1	G	348	GLN
1	G	351	GLN
1	G	352	GLN
1	G	366	GLN
1	G	432	GLN
1	G	457	ASN
1	H	21	ASN
1	H	37	ASN
1	H	72	GLN
1	H	97	GLN
1	H	153	ASN
1	H	319	GLN
1	H	343	GLN
1	H	348	GLN
1	H	352	GLN
1	H	433	ASN
1	H	436	GLN
1	I	21	ASN
1	I	37	ASN
1	I	72	GLN
1	I	97	GLN
1	I	146	GLN
1	I	153	ASN
1	I	319	GLN
1	I	343	GLN
1	I	348	GLN
1	I	352	GLN
1	I	433	ASN
1	I	436	GLN
1	J	21	ASN
1	J	37	ASN
1	J	72	GLN
1	J	97	GLN
1	J	153	ASN
1	J	319	GLN
1	J	343	GLN
1	J	348	GLN
1	J	352	GLN
1	J	433	ASN
1	J	436	GLN
1	K	21	ASN
1	K	37	ASN

*Continued on next page...*



*Continued from previous page...*

Mol	Chain	Res	Type
1	K	72	GLN
1	K	97	GLN
1	K	146	GLN
1	K	153	ASN
1	K	319	GLN
1	K	343	GLN
1	K	348	GLN
1	K	352	GLN
1	K	433	ASN
1	K	436	GLN
1	L	21	ASN
1	L	37	ASN
1	L	72	GLN
1	L	97	GLN
1	L	153	ASN
1	L	319	GLN
1	L	343	GLN
1	L	348	GLN
1	L	352	GLN
1	L	433	ASN
1	L	436	GLN
1	M	21	ASN
1	M	72	GLN
1	M	97	GLN
1	M	146	GLN
1	M	153	ASN
1	M	319	GLN
1	M	343	GLN
1	M	348	GLN
1	M	352	GLN
1	M	433	ASN
1	M	436	GLN
1	N	21	ASN
1	N	37	ASN
1	N	72	GLN
1	N	97	GLN
1	N	146	GLN
1	N	153	ASN
1	N	319	GLN
1	N	343	GLN
1	N	348	GLN
1	N	352	GLN

*Continued on next page...*



*Continued from previous page...*

Mol	Chain	Res	Type
1	N	433	ASN
1	N	436	GLN
2	O	45	ASN
2	O	68	ASN
2	O	80	ASN
2	P	45	ASN
2	P	68	ASN
2	P	80	ASN
2	Q	45	ASN
2	Q	68	ASN
2	Q	80	ASN
2	R	45	ASN
2	R	68	ASN
2	R	80	ASN
2	S	45	ASN
2	S	68	ASN
2	S	80	ASN
2	T	45	ASN
2	T	68	ASN
2	T	80	ASN
2	U	45	ASN
2	U	68	ASN
2	U	80	ASN

### 5.3.3 RNA ⓘ

There are no RNA molecules in this entry.

### 5.4 Non-standard residues in protein, DNA, RNA chains ⓘ

There are no non-standard protein/DNA/RNA residues in this entry.

### 5.5 Carbohydrates ⓘ

There are no carbohydrates in this entry.

### 5.6 Ligand geometry ⓘ

There are no ligands in this entry.



## 5.7 Other polymers [i](#)

There are no such residues in this entry.

## 5.8 Polymer linkage issues [i](#)

There are no chain breaks in this entry.