



Full wwPDB X-ray Structure Validation Report ⓘ

Feb 1, 2016 – 02:26 AM GMT

PDB ID : 2GTT
Title : Crystal structure of the rabies virus nucleoprotein-RNA complex
Authors : Albertini, A.A.V.; Wernimont, A.K.; Muziol, T.; Ravelli, R.B.G.; Weis-
senhorn, W.; Ruigrok, R.W.H.
Deposited on : 2006-04-28
Resolution : 3.49 Å(reported)

This is a Full wwPDB X-ray Structure Validation Report for a publicly released PDB entry.
We welcome your comments at validation@mail.wwpdb.org
A user guide is available at
<http://wwpdb.org/validation/2016/XrayValidationReportHelp>
with specific help available everywhere you see the ⓘ symbol.

The following versions of software and data (see [references ⓘ](#)) were used in the production of this report:

MolProbity : 4.02b-467
Mogul : 1.7 (RC4), CSD as536be (2015)
Xtriage (Phenix) : 1.9-1692
EDS : rb-20026688
Percentile statistics : 20151230.v01 (using entries in the PDB archive December 30th 2015)
Refmac : 5.8.0135
CCP4 : 6.5.0
Ideal geometry (proteins) : Engh & Huber (2001)
Ideal geometry (DNA, RNA) : Parkinson et al. (1996)
Validation Pipeline (wwPDB-VP) : trunk26865

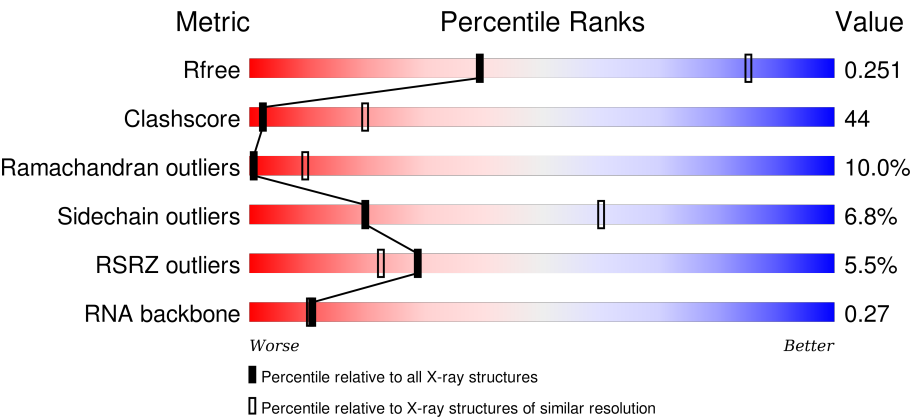
1 Overall quality at a glance i

The following experimental techniques were used to determine the structure:

X-RAY DIFFRACTION

The reported resolution of this entry is 3.49 Å.

Percentile scores (ranging between 0-100) for global validation metrics of the entry are shown in the following graphic. The table shows the number of entries on which the scores are based.



Metric	Whole archive (#Entries)	Similar resolution (#Entries, resolution range(Å))
R_{free}	91344	1051 (3.60-3.40)
Clashscore	102246	1157 (3.60-3.40)
Ramachandran outliers	100387	1120 (3.60-3.40)
Sidechain outliers	100360	1121 (3.60-3.40)
RSRZ outliers	91569	1058 (3.60-3.40)
RNA backbone	2183	1050 (4.20-2.80)

The table below summarises the geometric issues observed across the polymeric chains and their fit to the electron density. The red, orange, yellow and green segments on the lower bar indicate the fraction of residues that contain outliers for ≥ 3 , 2, 1 and 0 types of geometric quality criteria. A grey segment represents the fraction of residues that are not modelled. The numeric value for each fraction is indicated below the corresponding segment, with a dot representing fractions $\leq 5\%$. The upper red bar (where present) indicates the fraction of residues that have poor fit to the electron density. The numeric value is given above the bar.

Mol	Chain	Length	Quality of chain
1	W	99	<div><div>3%</div><div>17%30%30%22%</div></div>
2	X	99	<div><div>4%</div><div>14%33%34%18%</div></div>
3	A	450	<div><div>5%</div><div>41%38%9%•11%</div></div>
3	B	450	<div><div>5%</div><div>36%43%9%•11%</div></div>

Continued on next page...

Continued from previous page...

Mol	Chain	Length	Quality of chain
3	C	450	
3	D	450	
3	E	450	
3	F	450	
3	G	450	
3	H	450	
3	I	450	
3	J	450	
3	K	450	
3	L	450	
3	M	450	
3	N	450	
3	O	450	
3	P	450	
3	Q	450	
3	R	450	
3	S	450	
3	T	450	
3	U	450	
3	V	450	

2 Entry composition [i](#)

There are 3 unique types of molecules in this entry. The entry contains 74551 atoms, of which 0 are hydrogens and 0 are deuteriums.

In the tables below, the ZeroOcc column contains the number of atoms modelled with zero occupancy, the AltConf column contains the number of residues with at least one atom in alternate conformation and the Trace column contains the number of residues modelled with at most 2 atoms.

- Molecule 1 is a RNA chain called RNA (99-MER).

Mol	Chain	Residues	Atoms					ZeroOcc	AltConf	Trace
1	W	99	Total	C	N	O	P	0	0	0
			2059	932	379	650	98			

- Molecule 2 is a RNA chain called RNA (99-MER).

Mol	Chain	Residues	Atoms					ZeroOcc	AltConf	Trace
2	X	99	Total	C	N	O	P	0	0	0
			2045	925	365	657	98			

- Molecule 3 is a protein called Nucleoprotein.

Mol	Chain	Residues	Atoms					ZeroOcc	AltConf	Trace
3	A	401	Total	C	N	O	S	0	0	0
			3192	2042	549	584	17			
3	B	401	Total	C	N	O	S	0	0	0
			3196	2045	550	584	17			
3	C	404	Total	C	N	O	S	0	0	0
			3217	2058	553	589	17			
3	D	400	Total	C	N	O	S	0	0	0
			3187	2039	548	583	17			
3	E	400	Total	C	N	O	S	0	0	0
			3187	2039	548	583	17			
3	F	405	Total	C	N	O	S	0	0	0
			3223	2062	553	591	17			
3	G	400	Total	C	N	O	S	0	0	0
			3183	2037	548	581	17			
3	H	400	Total	C	N	O	S	0	0	0
			3191	2042	549	583	17			
3	I	403	Total	C	N	O	S	0	0	0
			3209	2053	551	588	17			
3	J	405	Total	C	N	O	S	0	0	0
			3225	2063	554	591	17			

Continued on next page...

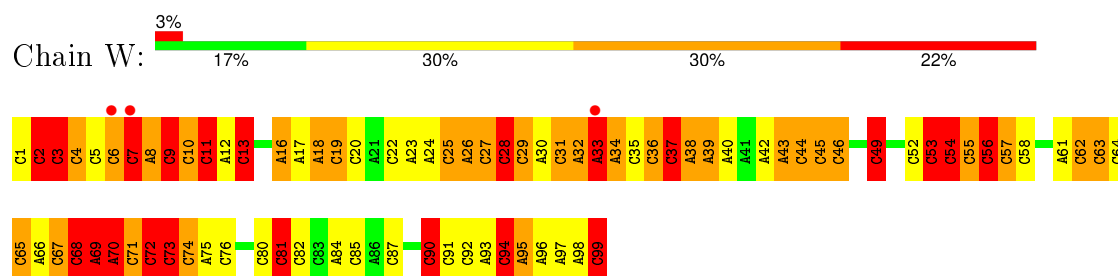
Continued from previous page...

Mol	Chain	Residues	Atoms					ZeroOcc	AltConf	Trace
3	K	401	Total	C	N	O	S	0	0	0
			3192	2043	550	582	17			
3	L	406	Total	C	N	O	S	0	0	0
			3234	2068	555	594	17			
3	M	404	Total	C	N	O	S	0	0	0
			3217	2058	553	589	17			
3	N	405	Total	C	N	O	S	0	0	0
			3223	2062	553	591	17			
3	O	400	Total	C	N	O	S	0	0	0
			3183	2037	548	581	17			
3	P	399	Total	C	N	O	S	0	0	0
			3182	2037	548	580	17			
3	Q	402	Total	C	N	O	S	0	0	0
			3200	2048	550	585	17			
3	R	401	Total	C	N	O	S	0	0	0
			3192	2043	550	582	17			
3	S	401	Total	C	N	O	S	0	0	0
			3192	2043	550	582	17			
3	T	400	Total	C	N	O	S	0	0	0
			3187	2040	549	581	17			
3	U	403	Total	C	N	O	S	0	0	0
			3209	2054	552	586	17			
3	V	405	Total	C	N	O	S	0	0	0
			3226	2063	554	592	17			

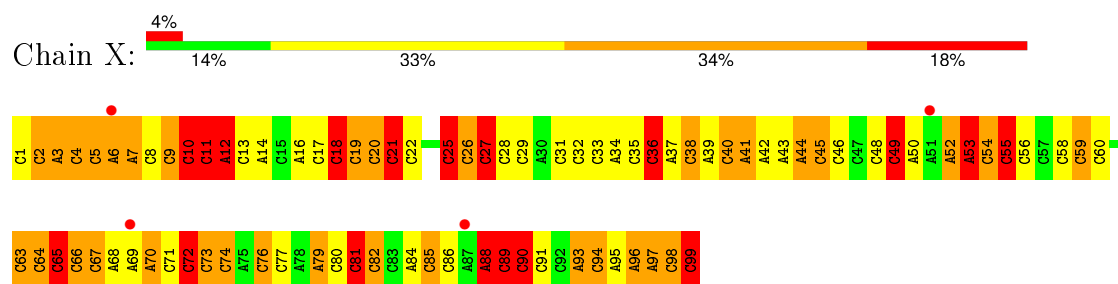
3 Residue-property plots [i](#)

These plots are drawn for all protein, RNA and DNA chains in the entry. The first graphic for a chain summarises the proportions of errors displayed in the second graphic. The second graphic shows the sequence view annotated by issues in geometry and electron density. Residues are color-coded according to the number of geometric quality criteria for which they contain at least one outlier: green = 0, yellow = 1, orange = 2 and red = 3 or more. A red dot above a residue indicates a poor fit to the electron density ($RSRZ > 2$). Stretches of 2 or more consecutive residues without any outlier are shown as a green connector. Residues present in the sample, but not in the model, are shown in grey.

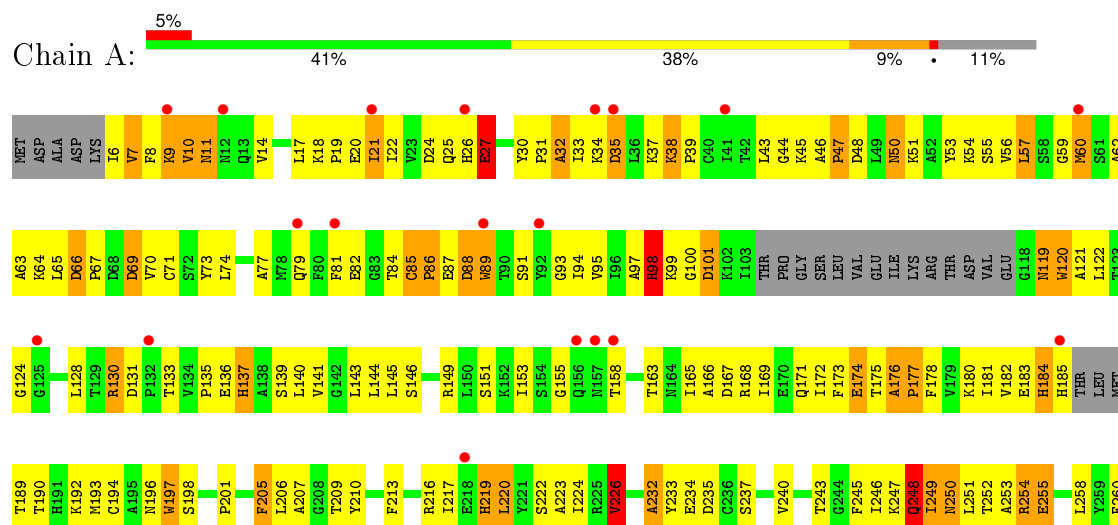
• Molecule 1: RNA (99-MER)

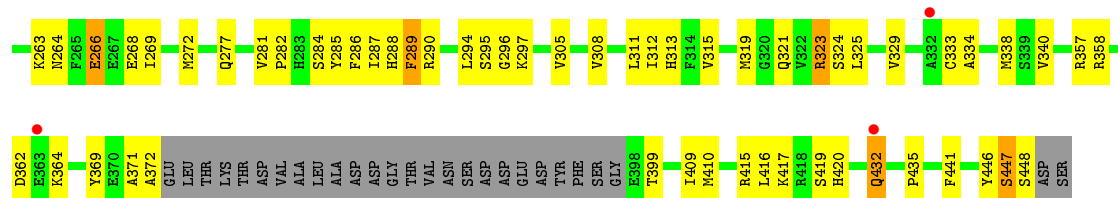


• Molecule 2: RNA (99-MER)

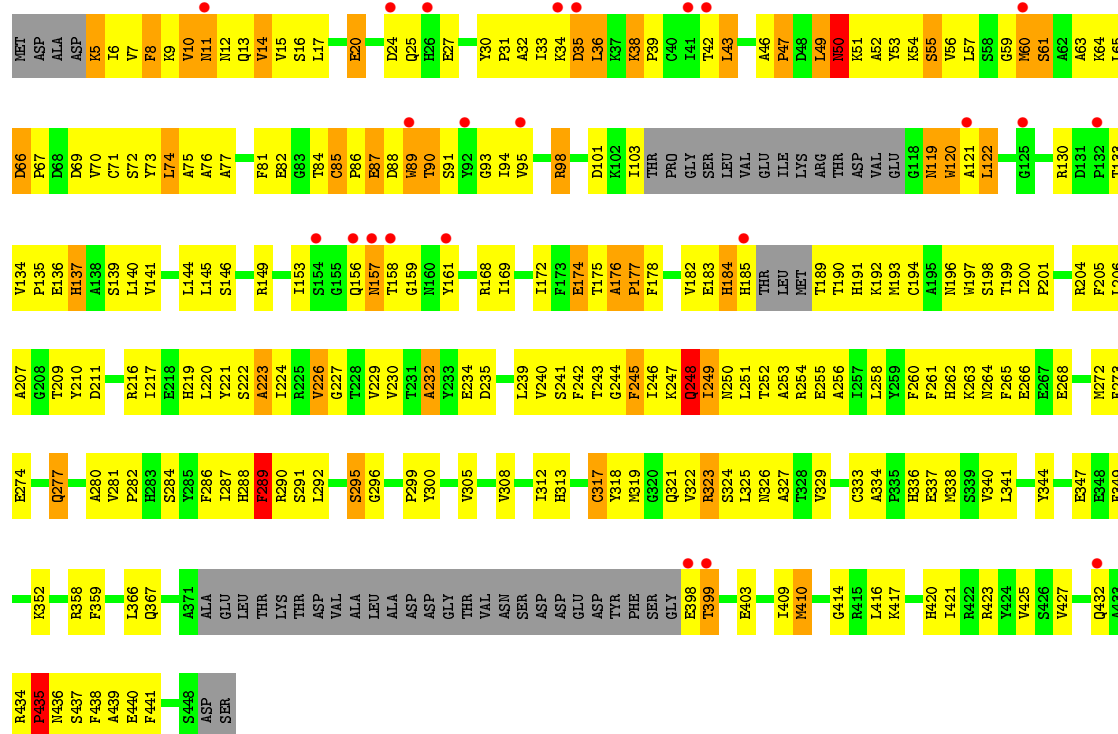


• Molecule 3: Nucleoprotein

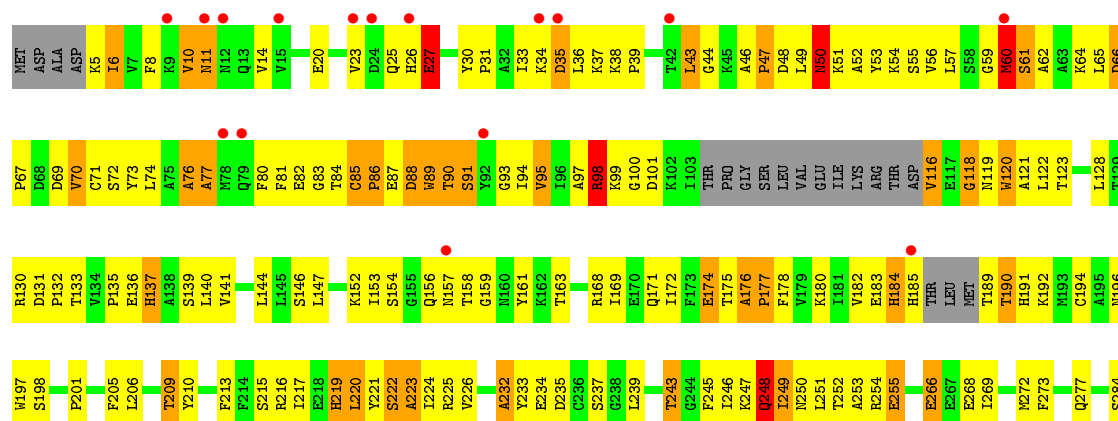
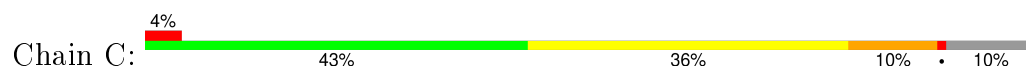


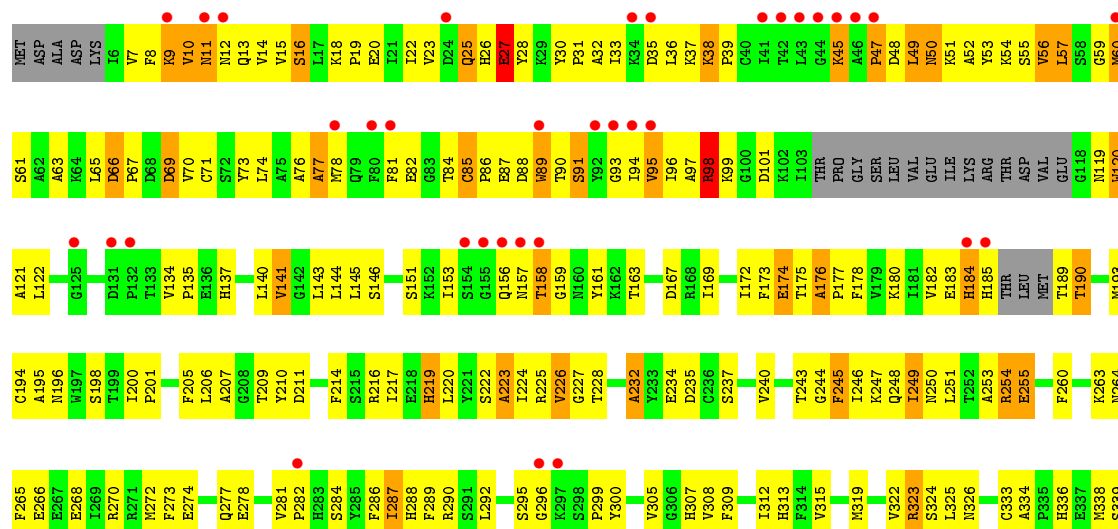


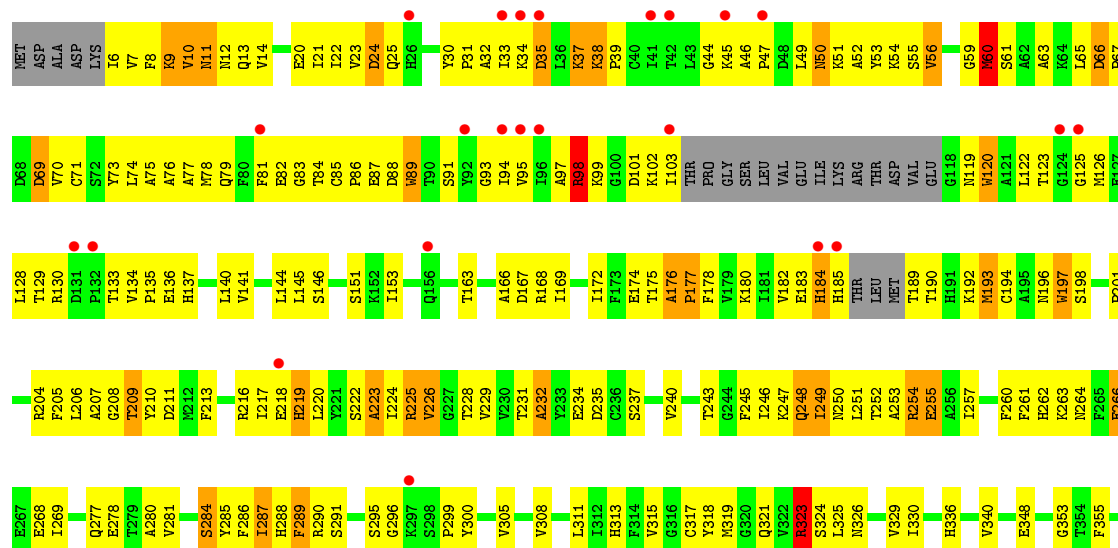
• Molecule 3: Nucleoprotein




• Molecule 3: Nucleoprotein

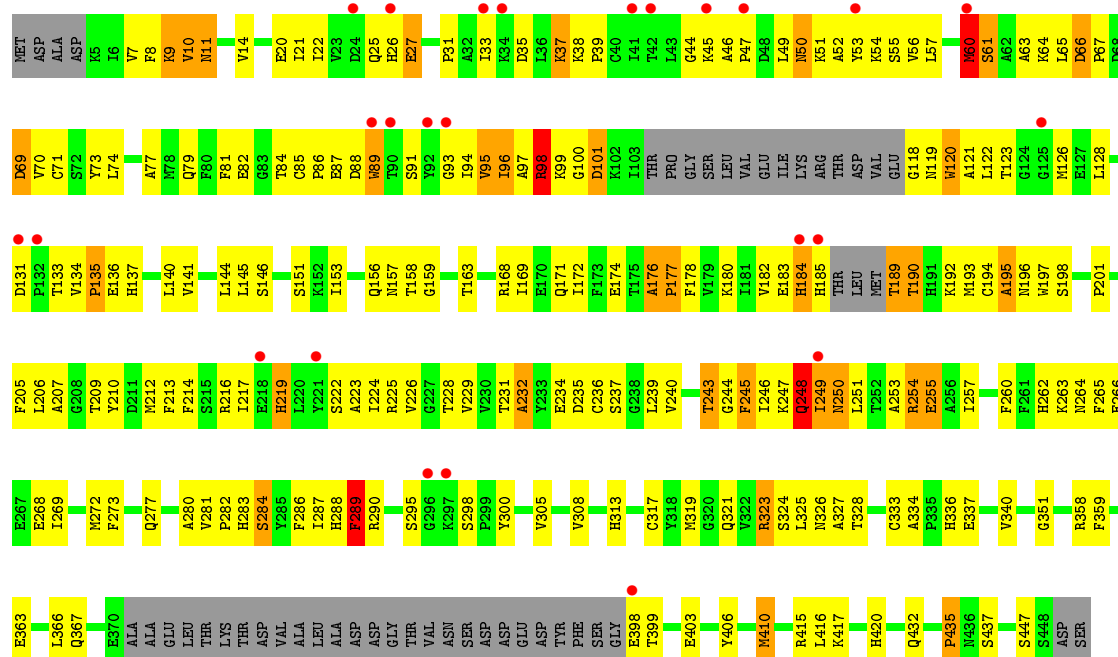




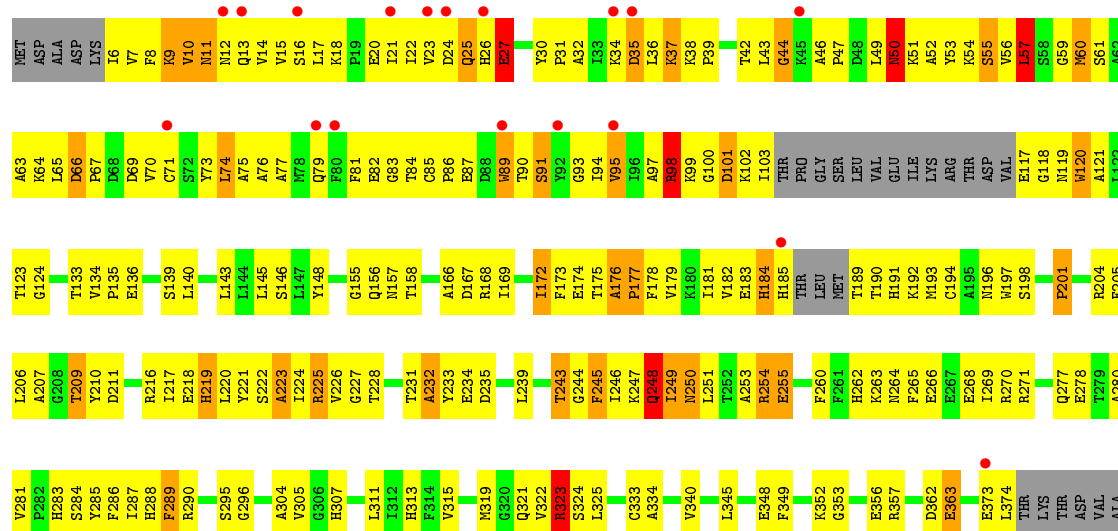


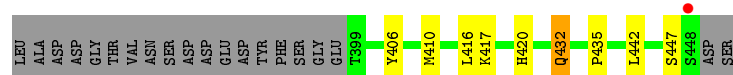


- Molecule 3: Nucleoprotein

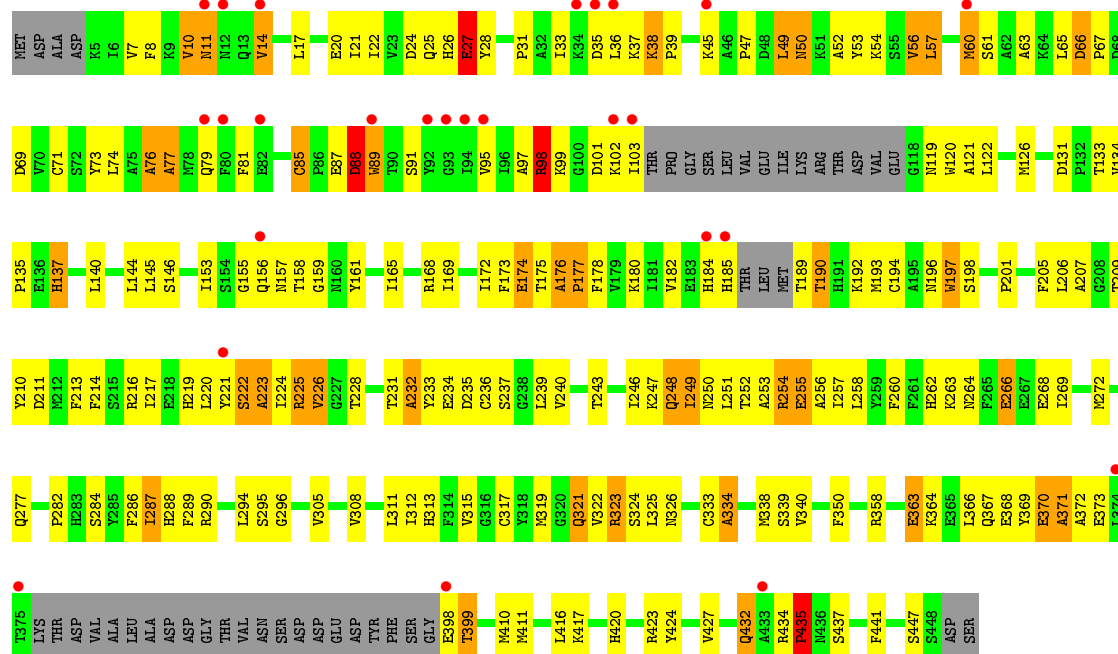
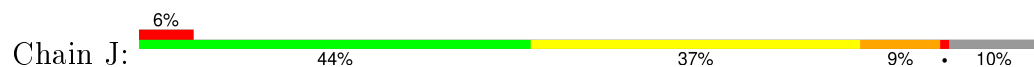


- Molecule 3: Nucleoprotein

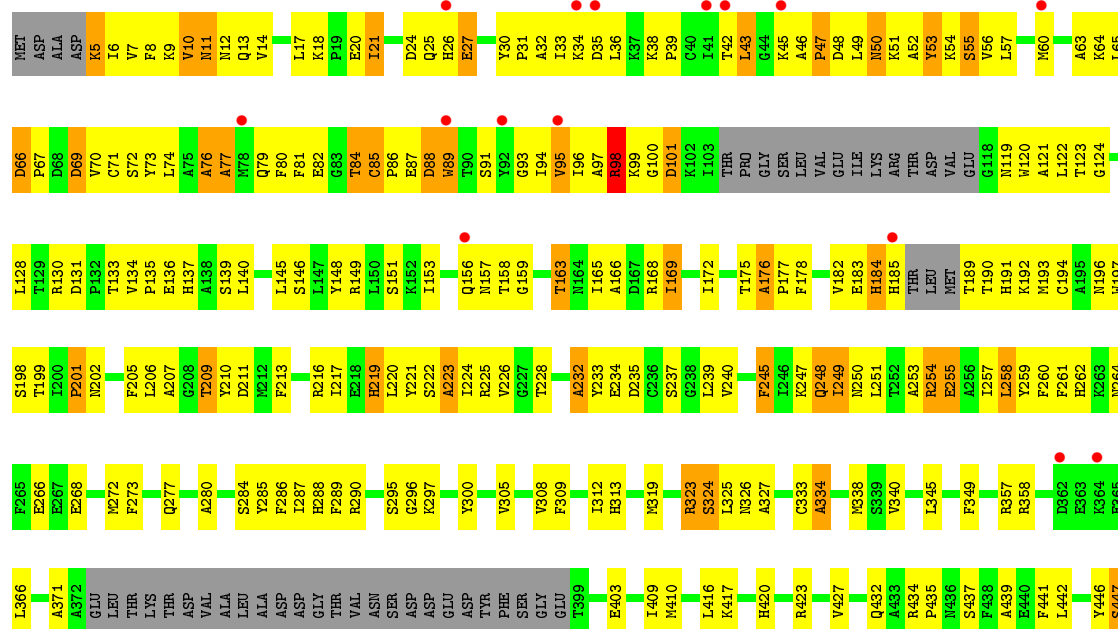





● Molecule 3: Nucleoprotein

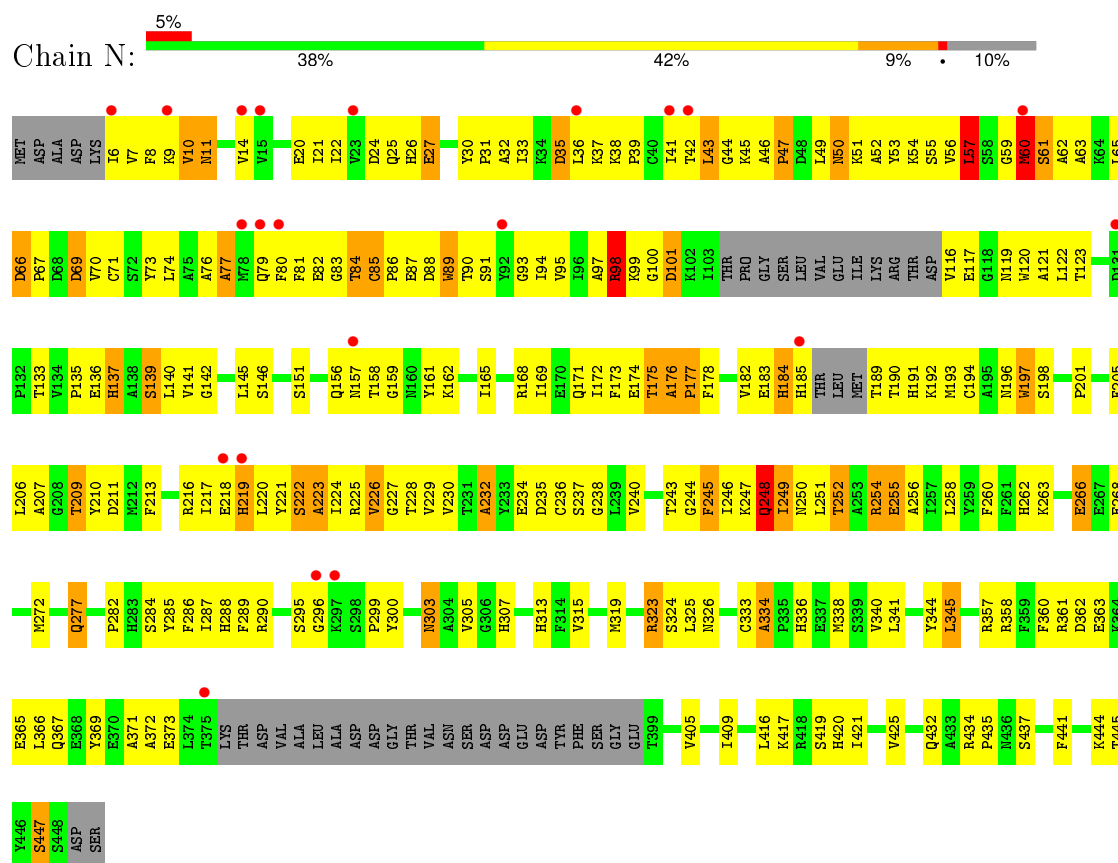


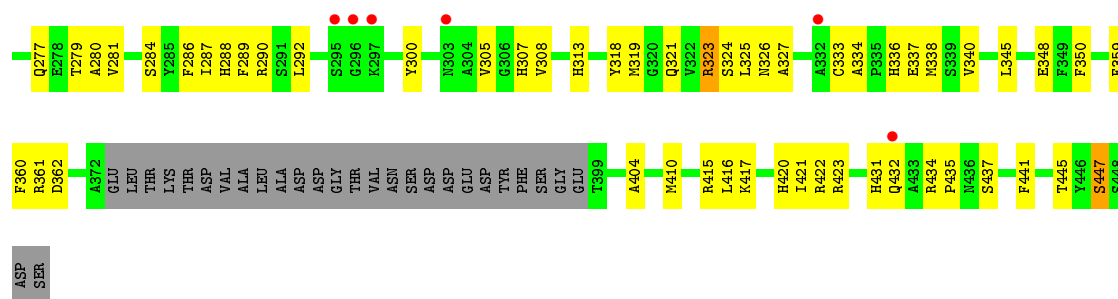
● Molecule 3: Nucleoprotein



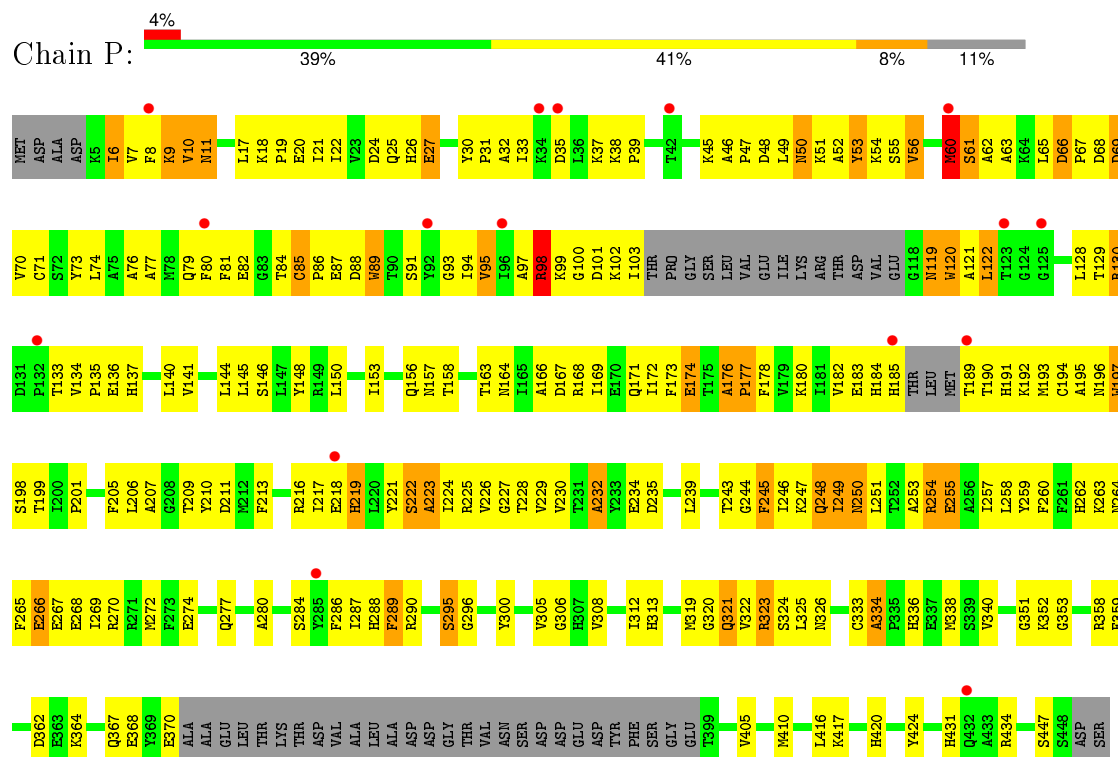


• Molecule 3: Nucleoprotein

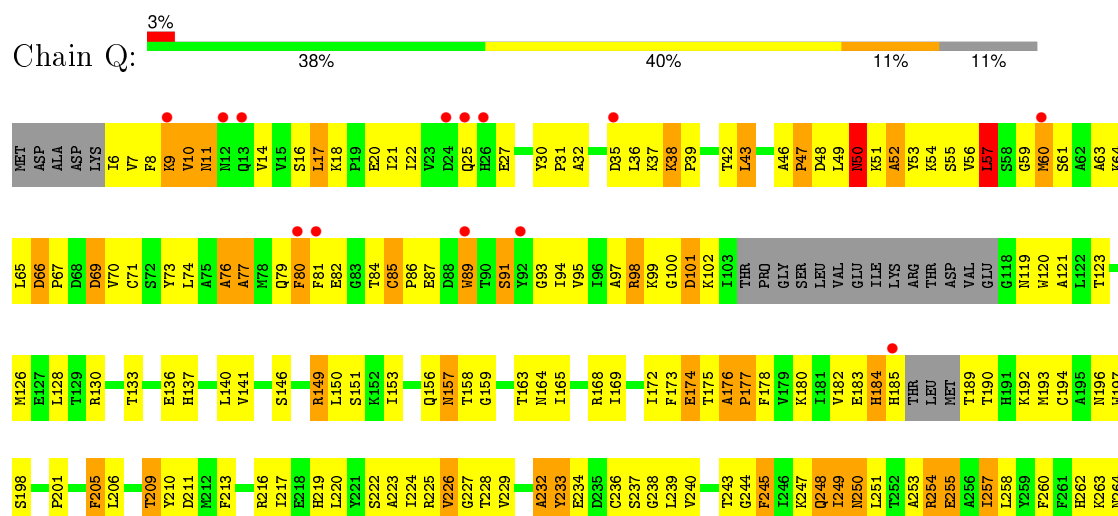


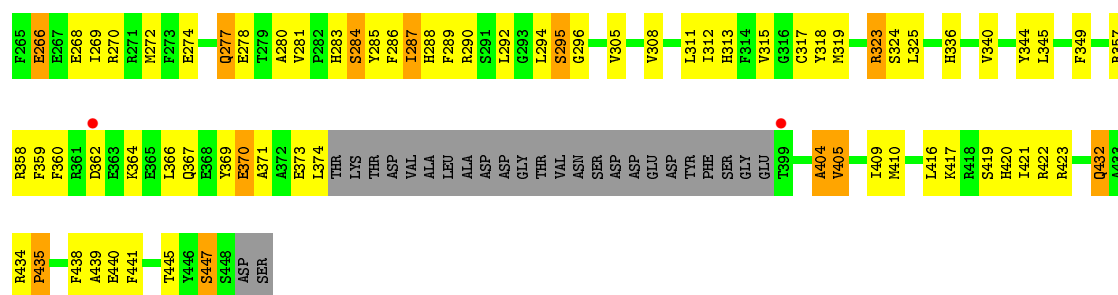


• Molecule 3: Nucleoprotein

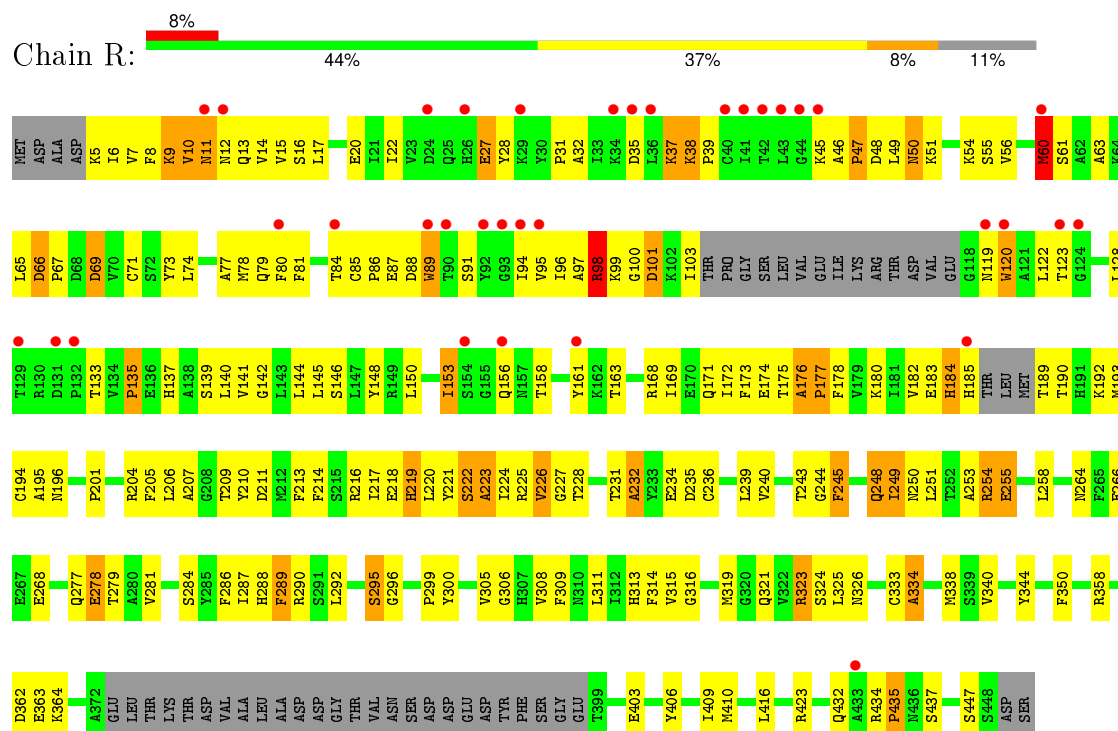


• Molecule 3: Nucleoprotein

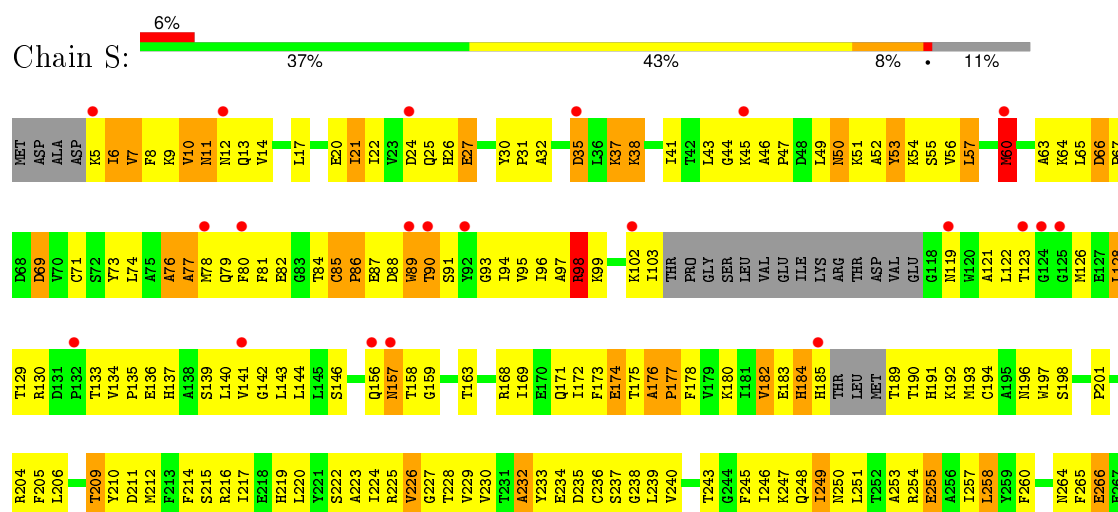


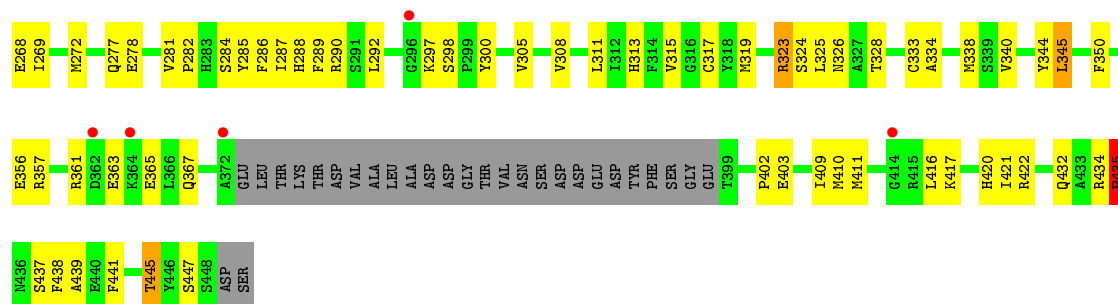


• Molecule 3: Nucleoprotein

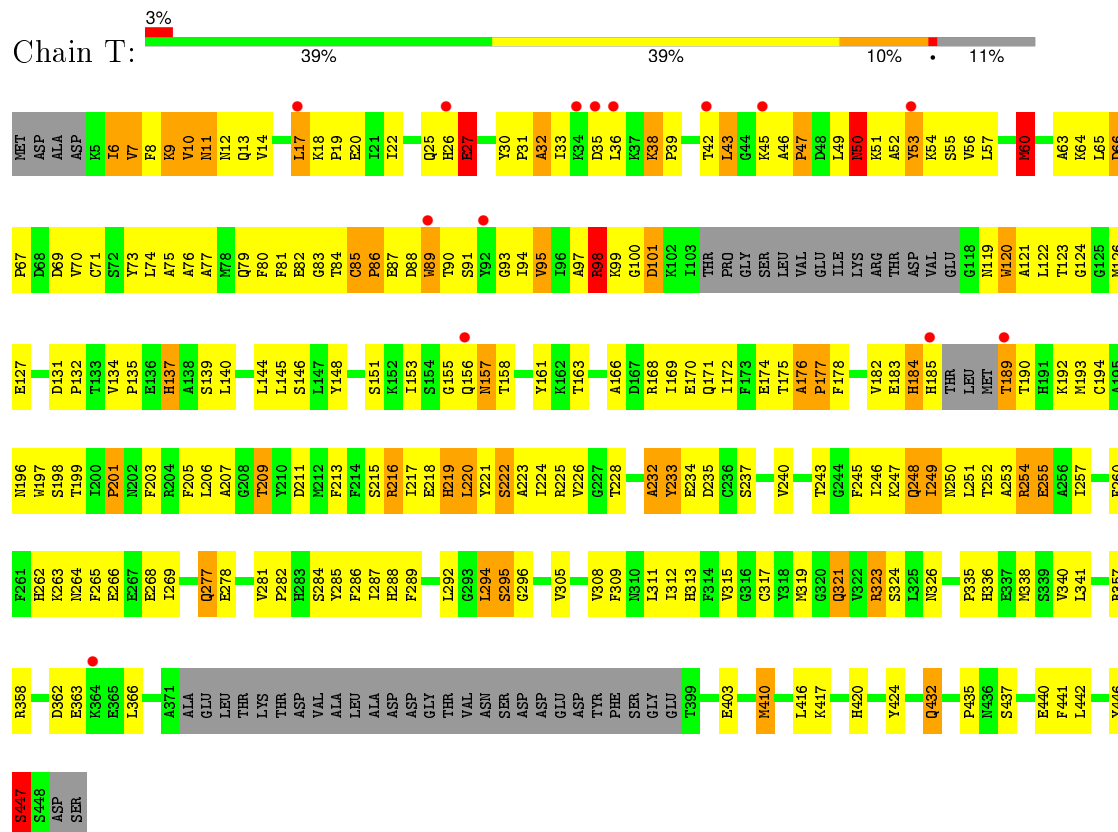


• Molecule 3: Nucleoprotein

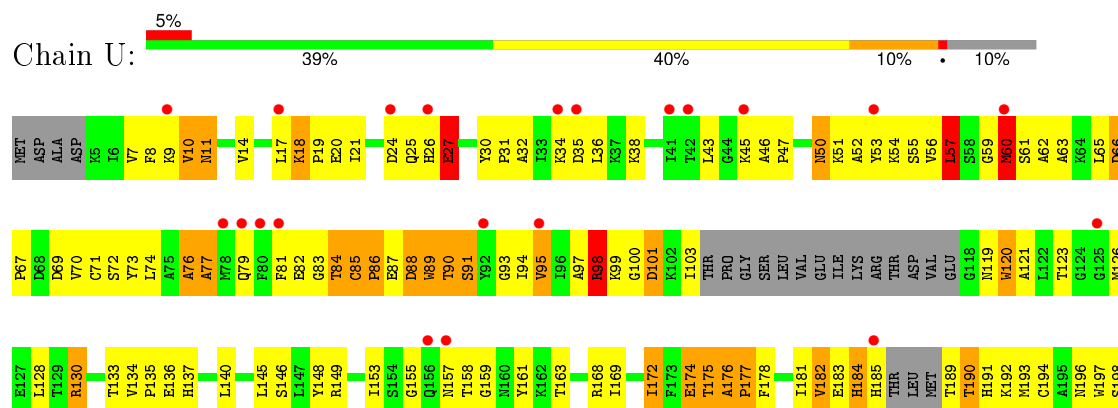


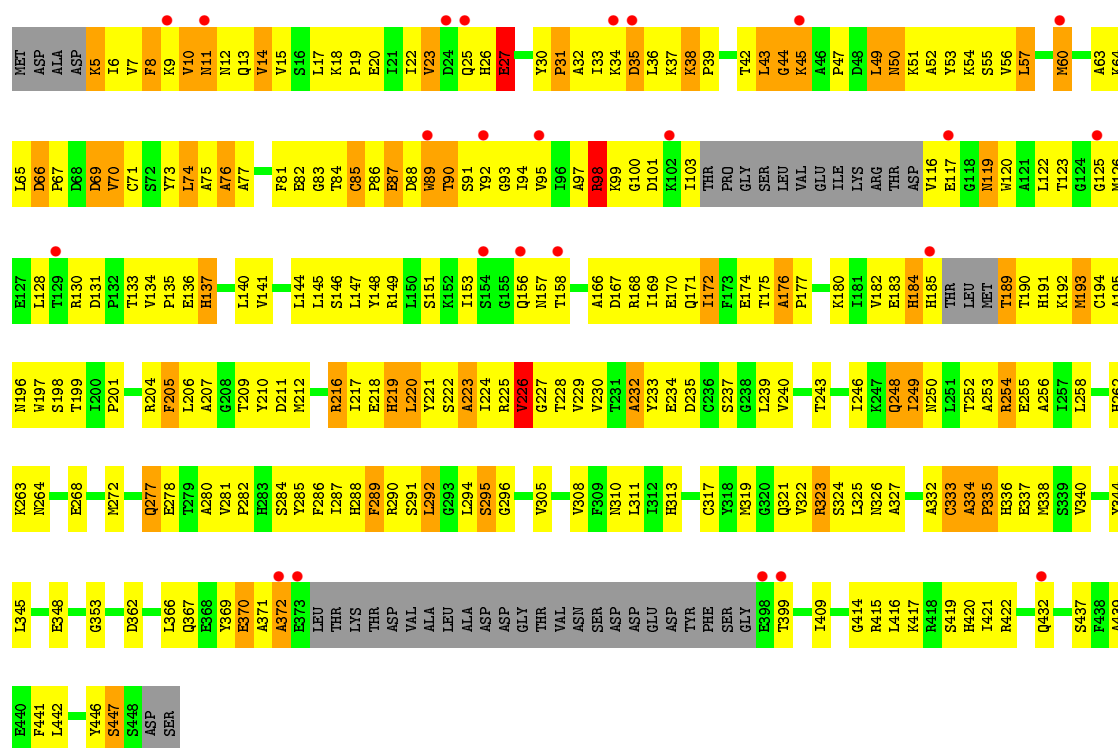


• Molecule 3: Nucleoprotein



• Molecule 3: Nucleoprotein





4 Data and refinement statistics

Property	Value	Source
Space group	P 21 21 2	Depositor
Cell constants a, b, c, α , β , γ	270.43Å 281.00Å 236.90Å 90.00° 90.00° 90.00°	Depositor
Resolution (Å)	25.00 – 3.49 24.95 – 3.49	Depositor EDS
% Data completeness (in resolution range)	99.4 (25.00-3.49) 99.3 (24.95-3.49)	Depositor EDS
R_{merge}	(Not available)	Depositor
R_{sym}	0.10	Depositor
$\langle I/\sigma(I) \rangle$ ¹	1.54 (at 3.46Å)	Xtriage
Refinement program	REFMAC 5.2.0019	Depositor
R, R_{free}	0.269 , 0.313 0.253 , 0.251	Depositor DCC
R_{free} test set	11041 reflections (5.14%)	DCC
Wilson B-factor (Å ²)	105.9	Xtriage
Anisotropy	0.072	Xtriage
Bulk solvent k_{sol} (e/Å ³), B_{sol} (Å ²)	0.28 , 101.9	EDS
Estimated twinning fraction	0.057 for k,h,-l	Xtriage
L-test for twinning ²	$\langle L \rangle = 0.42$, $\langle L^2 \rangle = 0.24$	Xtriage
Outliers	0 of 226047 reflections	Xtriage
F_o, F_c correlation	0.90	EDS
Total number of atoms	74551	wwPDB-VP
Average B, all atoms (Å ²)	82.0	wwPDB-VP

Xtriage's analysis on translational NCS is as follows: *The largest off-origin peak in the Patterson function is 3.27% of the height of the origin peak. No significant pseudotranslation is detected.*

¹Intensities estimated from amplitudes.

²Theoretical values of $\langle |L| \rangle$, $\langle L^2 \rangle$ for acentric reflections are 0.5, 0.375 respectively for untwinned datasets, and 0.333, 0.2 for perfectly twinned datasets.

5 Model quality ⓘ

5.1 Standard geometry ⓘ

The Z score for a bond length (or angle) is the number of standard deviations the observed value is removed from the expected value. A bond length (or angle) with $|Z| > 5$ is considered an outlier worth inspection. RMSZ is the root-mean-square of all Z scores of the bond lengths (or angles).

Mol	Chain	Bond lengths		Bond angles	
		RMSZ	# $ Z > 5$	RMSZ	# $ Z > 5$
1	W	1.36	11/2297 (0.5%)	1.82	66/3563 (1.9%)
2	X	1.43	15/2276 (0.7%)	1.92	89/3528 (2.5%)
3	A	0.91	2/3269 (0.1%)	0.77	1/4413 (0.0%)
3	B	0.90	2/3273 (0.1%)	0.78	1/4417 (0.0%)
3	C	0.94	3/3294 (0.1%)	0.78	1/4446 (0.0%)
3	D	0.85	1/3264 (0.0%)	0.74	2/4406 (0.0%)
3	E	0.77	1/3264 (0.0%)	0.69	0/4406
3	F	0.85	1/3300 (0.0%)	0.75	1/4456 (0.0%)
3	G	0.78	0/3260	0.70	0/4401
3	H	0.83	0/3268	0.73	0/4410
3	I	0.94	3/3286 (0.1%)	0.78	1/4436 (0.0%)
3	J	0.84	2/3302 (0.1%)	0.72	0/4457
3	K	0.91	1/3269 (0.0%)	0.77	0/4412
3	L	1.06	5/3311 (0.2%)	0.83	0/4469
3	M	0.95	0/3294	0.77	0/4446
3	N	0.92	2/3300 (0.1%)	0.77	0/4456
3	O	0.80	0/3260	0.72	1/4401 (0.0%)
3	P	0.80	0/3259	0.72	0/4398
3	Q	0.89	1/3277 (0.0%)	0.78	1/4424 (0.0%)
3	R	0.79	0/3269	0.69	0/4412
3	S	0.83	1/3269 (0.0%)	0.75	0/4412
3	T	1.02	4/3264 (0.1%)	0.86	1/4405 (0.0%)
3	U	0.99	3/3286 (0.1%)	0.81	0/4435
3	V	0.96	3/3303 (0.1%)	0.79	0/4458
All	All	0.93	61/76714 (0.1%)	0.88	165/104467 (0.2%)

Chiral center outliers are detected by calculating the chiral volume of a chiral center and verifying if the center is modelled as a planar moiety or with the opposite hand. A planarity outlier is detected by checking planarity of atoms in a peptide group, atoms in a mainchain group or atoms of a sidechain that are expected to be planar.

Mol	Chain	#Chirality outliers	#Planarity outliers
3	L	0	1

All (61) bond length outliers are listed below:

Mol	Chain	Res	Type	Atoms	Z	Observed(Å)	Ideal(Å)
2	X	11	C	C1'-N1	9.74	1.63	1.48
2	X	90	C	P-O5'	7.30	1.67	1.59
1	W	6	C	C1'-N1	7.24	1.59	1.48
3	L	57	LEU	C-N	6.88	1.49	1.34
3	T	57	LEU	C-N	6.55	1.49	1.34
2	X	60	C	C1'-N1	6.38	1.58	1.48
3	T	57	LEU	C-O	-6.26	1.11	1.23
2	X	6	A	C3'-O3'	6.18	1.50	1.42
3	I	27	GLU	CG-CD	6.14	1.61	1.51
3	L	27	GLU	CG-CD	6.14	1.61	1.51
1	W	53	C	C1'-N1	6.07	1.57	1.48
3	T	317	CYS	CB-SG	-6.00	1.72	1.82
3	T	27	GLU	CG-CD	5.98	1.60	1.51
3	C	57	LEU	C-N	5.97	1.47	1.34
2	X	5	C	C3'-O3'	5.97	1.50	1.42
3	Q	57	LEU	C-N	5.88	1.47	1.34
3	A	27	GLU	CG-CD	5.85	1.60	1.51
2	X	89	C	C3'-O3'	5.84	1.50	1.42
3	F	57	LEU	C-N	5.82	1.47	1.34
1	W	32	A	C3'-O3'	5.80	1.50	1.42
3	U	27	GLU	CG-CD	5.74	1.60	1.51
3	N	57	LEU	C-N	5.73	1.47	1.34
3	C	57	LEU	C-O	-5.72	1.12	1.23
2	X	25	C	C1'-N1	5.67	1.57	1.48
3	L	27	GLU	CB-CG	5.66	1.62	1.52
3	L	73	TYR	CB-CG	5.64	1.60	1.51
3	K	57	LEU	C-N	5.60	1.47	1.34
1	W	32	A	N9-C4	5.59	1.41	1.37
3	V	57	LEU	C-N	5.58	1.46	1.34
1	W	7	C	C1'-N1	5.55	1.57	1.48
3	N	57	LEU	C-O	-5.52	1.12	1.23
1	W	26	A	N9-C4	-5.49	1.34	1.37
3	S	57	LEU	C-N	5.46	1.46	1.34
3	B	87	GLU	CG-CD	5.45	1.60	1.51
3	U	57	LEU	C-N	5.44	1.46	1.34
1	W	2	C	C1'-N1	5.44	1.56	1.48
3	J	57	LEU	C-N	5.41	1.46	1.34
1	W	73	C	C1'-N1	5.38	1.56	1.48
3	I	57	LEU	C-N	5.36	1.46	1.34
2	X	20	C	C1'-N1	5.33	1.56	1.48
3	B	317	CYS	CB-SG	-5.31	1.73	1.81
3	A	57	LEU	C-N	5.28	1.46	1.34

Continued on next page...

Continued from previous page...

Mol	Chain	Res	Type	Atoms	Z	Observed(Å)	Ideal(Å)
2	X	11	C	N1-C2	5.26	1.45	1.40
3	L	424	TYR	CE2-CZ	-5.25	1.31	1.38
3	V	226	VAL	CB-CG2	-5.24	1.41	1.52
1	W	5	C	P-O5'	5.21	1.65	1.59
2	X	59	C	C1'-N1	5.20	1.56	1.48
2	X	72	C	C1'-N1	5.19	1.56	1.48
2	X	89	C	O3'-P	5.18	1.67	1.61
2	X	12	A	N9-C8	5.17	1.41	1.37
2	X	6	A	C5-C4	5.17	1.42	1.38
3	I	27	GLU	CB-CG	5.15	1.61	1.52
3	J	27	GLU	CG-CD	5.14	1.59	1.51
3	U	249	ILE	CA-CB	5.14	1.66	1.54
1	W	10	C	C1'-N1	5.13	1.56	1.48
3	V	87	GLU	CG-CD	5.12	1.59	1.51
2	X	26	C	N3-C4	-5.11	1.30	1.33
3	C	27	GLU	CB-CG	5.10	1.61	1.52
3	E	57	LEU	C-N	5.06	1.45	1.34
1	W	74	C	C1'-N1	5.04	1.56	1.48
3	D	226	VAL	CB-CG2	-5.00	1.42	1.52

All (165) bond angle outliers are listed below:

Mol	Chain	Res	Type	Atoms	Z	Observed(°)	Ideal(°)
1	W	2	C	O4'-C1'-N1	14.51	119.81	108.20
2	X	11	C	O4'-C1'-N1	13.06	118.65	108.20
1	W	2	C	C1'-O4'-C4'	-12.35	100.02	109.90
2	X	7	A	O4'-C1'-N9	12.30	118.04	108.20
1	W	53	C	C4'-C3'-C2'	-12.27	90.33	102.60
2	X	11	C	C1'-O4'-C4'	-11.73	100.52	109.90
2	X	89	C	C3'-C2'-C1'	-11.01	92.70	101.50
2	X	81	C	O4'-C1'-N1	10.89	116.91	108.20
1	W	35	C	O4'-C1'-N1	10.74	116.79	108.20
1	W	2	C	O4'-C4'-C3'	-10.24	93.76	104.00
1	W	62	C	O4'-C1'-N1	9.94	116.16	108.20
1	W	18	A	O4'-C1'-N9	-9.40	100.68	108.20
1	W	53	C	O4'-C1'-N1	8.90	115.32	108.20
2	X	99	C	C3'-C2'-C1'	8.89	108.62	101.50
1	W	2	C	C4'-C3'-C2'	-8.67	93.93	102.60
1	W	68	C	P-O3'-C3'	8.41	129.79	119.70
2	X	81	C	C1'-O4'-C4'	-8.37	103.21	109.90
1	W	70	A	O4'-C4'-C3'	-8.33	95.67	104.00
1	W	2	C	C5'-C4'-O4'	8.26	119.02	109.10

Continued on next page...

Continued from previous page...

Mol	Chain	Res	Type	Atoms	Z	Observed(°)	Ideal(°)
2	X	99	C	C6-N1-C2	-8.18	117.03	120.30
1	W	74	C	O4'-C1'-N1	8.16	114.73	108.20
2	X	90	C	N1-C2-O2	8.16	123.79	118.90
2	X	36	C	O4'-C1'-N1	8.14	114.72	108.20
2	X	18	C	C1'-O4'-C4'	-8.12	103.40	109.90
2	X	6	A	C8-N9-C4	-7.89	102.64	105.80
1	W	46	C	O4'-C1'-N1	7.75	114.40	108.20
2	X	65	C	O4'-C1'-N1	7.71	114.37	108.20
1	W	39	A	O4'-C1'-N9	7.56	114.25	108.20
2	X	44	A	C1'-O4'-C4'	-7.56	103.85	109.90
2	X	11	C	C6-N1-C2	-7.50	117.30	120.30
1	W	6	C	O4'-C1'-N1	7.26	114.01	108.20
2	X	53	A	C1'-O4'-C4'	-7.25	104.10	109.90
2	X	7	A	C1'-O4'-C4'	-7.18	104.16	109.90
1	W	69	A	N9-C1'-C2'	7.15	123.29	114.00
2	X	90	C	O4'-C1'-N1	7.14	113.92	108.20
1	W	81	C	O4'-C1'-N1	7.08	113.86	108.20
2	X	90	C	N3-C2-O2	-7.08	116.95	121.90
2	X	6	A	O4'-C1'-C2'	-7.03	98.77	105.80
1	W	90	C	O4'-C1'-N1	6.99	113.79	108.20
2	X	26	C	O4'-C1'-N1	6.97	113.77	108.20
2	X	65	C	O4'-C4'-C3'	-6.96	97.04	104.00
2	X	71	C	O4'-C1'-N1	6.93	113.75	108.20
2	X	90	C	C2-N1-C1'	6.91	126.40	118.80
2	X	11	C	O4'-C4'-C3'	-6.75	97.25	104.00
1	W	56	C	O4'-C1'-N1	6.73	113.59	108.20
2	X	18	C	C4'-C3'-C2'	-6.64	95.96	102.60
2	X	12	A	C5-N7-C8	-6.64	100.58	103.90
2	X	60	C	N3-C2-O2	-6.60	117.28	121.90
1	W	44	C	O4'-C1'-N1	6.60	113.48	108.20
1	W	53	C	C3'-C2'-C1'	-6.53	96.28	101.50
1	W	18	A	N1-C6-N6	6.53	122.52	118.60
2	X	53	A	O4'-C1'-N9	6.51	113.41	108.20
1	W	17	A	N9-C1'-C2'	-6.49	104.86	112.00
2	X	72	C	O4'-C1'-N1	6.45	113.36	108.20
1	W	54	C	N1-C2-O2	6.43	122.76	118.90
2	X	25	C	N1-C2-O2	6.43	122.76	118.90
1	W	35	C	C2-N1-C1'	6.38	125.82	118.80
1	W	28	C	O4'-C1'-N1	6.28	113.22	108.20
2	X	12	A	C4-C5-N7	6.28	113.84	110.70
2	X	6	A	N7-C8-N9	6.26	116.93	113.80
2	X	81	C	C2-N1-C1'	6.24	125.67	118.80

Continued on next page...

Continued from previous page...

Mol	Chain	Res	Type	Atoms	Z	Observed(°)	Ideal(°)
3	C	50	ASN	N-CA-C	-6.23	94.19	111.00
1	W	99	C	O4'-C1'-N1	6.22	113.17	108.20
2	X	25	C	O4'-C1'-N1	6.22	113.17	108.20
2	X	25	C	N3-C2-O2	-6.20	117.56	121.90
1	W	55	C	N1-C2-O2	6.20	122.62	118.90
2	X	25	C	C2-N1-C1'	6.17	125.59	118.80
2	X	40	C	O4'-C1'-N1	6.16	113.13	108.20
1	W	37	C	N1-C2-O2	6.15	122.59	118.90
2	X	11	C	C5-C6-N1	6.11	124.06	121.00
3	B	50	ASN	N-CA-C	-6.08	94.59	111.00
2	X	20	C	O4'-C1'-N1	6.07	113.06	108.20
3	T	50	ASN	N-CA-C	-6.07	94.61	111.00
1	W	29	C	O4'-C4'-C3'	-6.05	97.95	104.00
1	W	35	C	N1-C2-O2	6.02	122.51	118.90
1	W	69	A	N1-C6-N6	6.02	122.21	118.60
2	X	88	A	N7-C8-N9	5.98	116.79	113.80
1	W	53	C	C6-N1-C2	-5.97	117.91	120.30
2	X	72	C	P-O3'-C3'	5.95	126.84	119.70
2	X	2	C	O4'-C4'-C3'	-5.94	98.06	104.00
1	W	17	A	O4'-C1'-N9	5.93	112.94	108.20
2	X	81	C	O5'-P-OP1	-5.92	100.37	105.70
2	X	60	C	O4'-C1'-N1	5.90	112.92	108.20
2	X	49	C	O4'-C1'-N1	5.89	112.92	108.20
2	X	79	A	O4'-C4'-C3'	-5.89	98.11	104.00
2	X	79	A	O4'-C1'-N9	5.88	112.91	108.20
1	W	72	C	O4'-C1'-N1	5.87	112.90	108.20
2	X	3	A	N1-C6-N6	5.87	122.12	118.60
1	W	38	A	O4'-C4'-C3'	-5.82	98.18	104.00
1	W	13	C	C4'-C3'-C2'	5.80	108.40	102.60
2	X	98	C	O4'-C1'-N1	5.77	112.81	108.20
2	X	55	C	N1-C2-O2	5.76	122.36	118.90
2	X	74	C	O4'-C1'-N1	5.75	112.80	108.20
2	X	60	C	C2-N1-C1'	5.74	125.11	118.80
1	W	68	C	O4'-C1'-N1	5.71	112.76	108.20
3	I	50	ASN	N-CA-C	-5.69	95.64	111.00
1	W	49	C	N1-C2-O2	5.68	122.31	118.90
1	W	56	C	C5'-C4'-O4'	-5.68	102.29	109.10
2	X	93	A	C1'-O4'-C4'	-5.67	105.36	109.90
2	X	12	A	N1-C6-N6	5.67	122.00	118.60
2	X	53	A	N9-C1'-C2'	-5.64	105.79	112.00
2	X	85	C	O4'-C1'-N1	5.61	112.69	108.20
2	X	10	C	N1-C2-O2	5.56	122.23	118.90

Continued on next page...

Continued from previous page...

Mol	Chain	Res	Type	Atoms	Z	Observed(°)	Ideal(°)
3	Q	50	ASN	N-CA-C	-5.54	96.04	111.00
1	W	6	C	N3-C2-O2	-5.54	118.03	121.90
1	W	10	C	N1-C2-O2	5.52	122.21	118.90
2	X	90	C	C6-N1-C1'	-5.52	114.18	120.80
2	X	88	A	N1-C6-N6	5.51	121.91	118.60
2	X	88	A	C8-N9-C4	-5.50	103.60	105.80
2	X	77	C	O4'-C4'-C3'	-5.49	98.51	104.00
2	X	60	C	C6-N1-C2	-5.48	118.11	120.30
2	X	40	C	N1-C2-O2	5.46	122.18	118.90
1	W	71	C	O4'-C1'-N1	5.46	112.57	108.20
2	X	99	C	N1-C2-N3	5.45	123.02	119.20
2	X	89	C	C4'-C3'-C2'	-5.44	97.16	102.60
1	W	54	C	N3-C4-C5	5.44	124.07	121.90
2	X	11	C	N1-C1'-C2'	5.43	121.06	114.00
1	W	73	C	C6-N1-C2	-5.41	118.14	120.30
1	W	20	C	O4'-C4'-C3'	-5.40	98.60	104.00
2	X	29	C	N3-C2-O2	-5.40	118.12	121.90
2	X	82	C	N1-C2-O2	5.38	122.13	118.90
2	X	88	A	C3'-C2'-C1'	-5.38	97.19	101.50
1	W	9	C	O4'-C1'-N1	5.35	112.48	108.20
1	W	9	C	C1'-O4'-C4'	-5.35	105.62	109.90
1	W	57	C	C5'-C4'-O4'	5.34	115.51	109.10
3	A	226	VAL	CB-CA-C	-5.34	101.25	111.40
1	W	39	A	C1'-O4'-C4'	-5.33	105.63	109.90
2	X	88	A	O4'-C4'-C3'	-5.32	98.68	104.00
1	W	25	C	O4'-C1'-N1	5.32	112.45	108.20
1	W	91	C	C6-N1-C2	-5.29	118.18	120.30
1	W	87	C	N1-C2-O2	5.28	122.07	118.90
1	W	6	C	C6-N1-C2	-5.28	118.19	120.30
3	F	50	ASN	N-CA-C	-5.28	96.76	111.00
2	X	76	C	N1-C2-O2	5.26	122.06	118.90
3	D	50	ASN	N-CA-C	-5.26	96.81	111.00
2	X	79	A	C1'-O4'-C4'	-5.25	105.70	109.90
2	X	25	C	O4'-C4'-C3'	-5.23	98.77	104.00
1	W	3	C	O4'-C1'-N1	5.22	112.38	108.20
2	X	6	A	C4'-C3'-C2'	-5.21	97.39	102.60
1	W	6	C	C2-N1-C1'	5.21	124.53	118.80
1	W	35	C	C6-N1-C1'	-5.20	114.57	120.80
2	X	81	C	C6-N1-C1'	-5.19	114.57	120.80
1	W	33	A	C4'-C3'-C2'	-5.18	97.42	102.60
2	X	55	C	N3-C2-O2	-5.18	118.27	121.90
2	X	96	A	N1-C6-N6	5.18	121.71	118.60

Continued on next page...

Continued from previous page...

Mol	Chain	Res	Type	Atoms	Z	Observed(°)	Ideal(°)
2	X	7	A	C4'-C3'-C2'	-5.15	97.45	102.60
2	X	59	C	C6-N1-C2	-5.15	118.24	120.30
1	W	72	C	N3-C2-O2	-5.14	118.30	121.90
1	W	11	C	O4'-C1'-N1	5.12	112.30	108.20
1	W	9	C	N1-C2-O2	5.12	121.97	118.90
2	X	11	C	N1-C2-O2	5.11	121.97	118.90
2	X	27	C	N1-C2-O2	5.11	121.97	118.90
1	W	94	C	P-O3'-C3'	5.11	125.83	119.70
2	X	77	C	C6-N1-C2	-5.10	118.26	120.30
2	X	21	C	C6-N1-C2	-5.08	118.27	120.30
3	D	13	GLN	N-CA-C	-5.08	97.28	111.00
2	X	34	A	C1'-O4'-C4'	-5.06	105.85	109.90
1	W	25	C	O4'-C4'-C3'	-5.06	98.94	104.00
2	X	5	C	O4'-C1'-N1	5.06	112.25	108.20
2	X	29	C	N1-C2-O2	5.05	121.93	118.90
1	W	53	C	O4'-C1'-C2'	-5.05	100.75	105.80
2	X	76	C	N3-C2-O2	-5.05	118.37	121.90
3	O	226	VAL	CB-CA-C	-5.04	101.83	111.40
2	X	80	C	O4'-C1'-N1	5.03	112.23	108.20
1	W	19	C	P-O3'-C3'	5.00	125.70	119.70

There are no chirality outliers.

All (1) planarity outliers are listed below:

Mol	Chain	Res	Type	Group
3	L	57	LEU	Mainchain

5.2 Too-close contacts [\(i\)](#)

In the following table, the Non-H and H(model) columns list the number of non-hydrogen atoms and hydrogen atoms in the chain respectively. The H(added) column lists the number of hydrogen atoms added and optimized by MolProbity. The Clashes column lists the number of clashes within the asymmetric unit, whereas Symm-Clashes lists symmetry related clashes.

Mol	Chain	Non-H	H(model)	H(added)	Clashes	Symm-Clashes
1	W	2059	0	1091	114	0
2	X	2045	0	1091	121	0
3	A	3192	0	3137	284	0
3	B	3196	0	3145	325	0
3	C	3217	0	3165	311	0
3	D	3187	0	3132	286	0

Continued on next page...

Continued from previous page...

Mol	Chain	Non-H	H(model)	H(added)	Clashes	Symm-Clashes
3	E	3187	0	3132	285	0
3	F	3223	0	3170	296	0
3	G	3183	0	3131	280	0
3	H	3191	0	3140	278	0
3	I	3209	0	3154	331	0
3	J	3225	0	3174	286	0
3	K	3192	0	3144	312	0
3	L	3234	0	3180	379	0
3	M	3217	0	3165	342	0
3	N	3223	0	3170	310	0
3	O	3183	0	3131	283	0
3	P	3182	0	3134	316	0
3	Q	3200	0	3148	336	0
3	R	3192	0	3144	254	0
3	S	3192	0	3144	284	0
3	T	3187	0	3139	328	0
3	U	3209	0	3161	321	0
3	V	3226	0	3171	327	0
All	All	74551	0	71493	6394	0

The all-atom clashscore is defined as the number of clashes found per 1000 atoms (including hydrogen atoms). The all-atom clashscore for this structure is 44.

All (6394) close contacts within the same asymmetric unit are listed below, sorted by their clash magnitude.

Atom-1	Atom-2	Interatomic distance (Å)	Clash overlap (Å)
3:P:189:THR:CG2	3:P:192:LYS:HB3	1.35	1.56
3:A:255:GLU:HA	3:K:8:PHE:CZ	1.39	1.54
3:L:255:GLU:HA	3:V:8:PHE:CZ	1.35	1.54
3:E:8:PHE:CZ	3:F:255:GLU:HA	1.37	1.53
3:H:8:PHE:CZ	3:I:255:GLU:HA	1.45	1.50
3:G:189:THR:CG2	3:G:192:LYS:HB3	1.40	1.50
3:M:189:THR:CG2	3:M:192:LYS:HB3	1.41	1.50
3:L:255:GLU:HA	3:V:8:PHE:CE2	1.45	1.48
3:B:8:PHE:CE2	3:C:255:GLU:HA	1.47	1.48
3:T:8:PHE:CZ	3:U:255:GLU:HA	1.52	1.45
3:H:8:PHE:CE2	3:I:255:GLU:HA	1.52	1.42
3:I:8:PHE:CZ	3:J:255:GLU:HA	1.55	1.41
3:T:8:PHE:CE2	3:U:255:GLU:HA	1.59	1.38
3:D:8:PHE:CE2	3:E:255:GLU:HA	1.64	1.33
3:Q:264:ASN:HD21	3:R:251:LEU:CD2	1.42	1.31

Continued on next page...

Continued from previous page...

Atom-1	Atom-2	Interatomic distance (Å)	Clash overlap (Å)
3:Q:8:PHE:CZ	3:R:255:GLU:HA	1.64	1.31
3:R:8:PHE:CZ	3:S:255:GLU:HA	1.67	1.30
3:D:189:THR:CG2	3:D:192:LYS:HB3	1.62	1.29
3:D:264:ASN:HD21	3:E:251:LEU:CD2	1.46	1.28
3:O:264:ASN:HD21	3:P:251:LEU:CD2	1.47	1.25
3:A:255:GLU:HA	3:K:8:PHE:CE2	1.70	1.24
3:L:264:ASN:HD21	3:M:251:LEU:CD2	1.49	1.24
3:G:8:PHE:CE2	3:H:255:GLU:HA	1.73	1.23
3:P:189:THR:HG22	3:P:192:LYS:CB	1.69	1.23
3:U:8:PHE:CE2	3:V:255:GLU:HA	1.72	1.23
3:M:8:PHE:CZ	3:N:255:GLU:HA	1.74	1.23
3:B:189:THR:CG2	3:B:192:LYS:HB3	1.70	1.20
3:G:8:PHE:CZ	3:H:255:GLU:HA	1.75	1.20
3:M:77:ALA:HB3	3:M:98:ARG:NH2	1.57	1.19
3:D:146:SER:HB2	3:D:169:ILE:HD12	1.20	1.19
3:M:176:ALA:HB1	3:M:177:PRO:HD2	1.22	1.19
3:C:77:ALA:HB3	3:C:98:ARG:HH22	1.08	1.19
3:L:255:GLU:CA	3:V:8:PHE:CZ	2.25	1.18
3:H:8:PHE:CZ	3:I:255:GLU:CA	2.26	1.18
3:P:249:ILE:HG21	3:P:319:MET:HE1	1.27	1.17
3:O:8:PHE:CE2	3:P:255:GLU:HA	1.79	1.17
3:M:189:THR:HG23	3:M:192:LYS:CB	1.75	1.16
3:B:38:LYS:HE2	3:B:39:PRO:HD2	1.22	1.16
3:O:8:PHE:CZ	3:P:255:GLU:HA	1.81	1.15
3:P:8:PHE:CZ	3:Q:255:GLU:HA	1.78	1.15
3:B:189:THR:HG22	3:B:192:LYS:HB3	1.24	1.15
3:C:87:GLU:HG2	3:C:284:SER:HA	1.15	1.15
3:G:189:THR:HG23	3:G:192:LYS:HB3	1.28	1.15
3:H:176:ALA:HB1	3:H:177:PRO:HD2	1.17	1.15
3:I:176:ALA:HB1	3:I:177:PRO:HD2	1.20	1.15
3:P:189:THR:CG2	3:P:192:LYS:CB	2.19	1.15
3:C:172:ILE:CD1	3:C:226:VAL:HG21	1.76	1.15
3:J:8:PHE:CZ	3:K:255:GLU:HA	1.82	1.14
3:V:87:GLU:HG2	3:V:284:SER:HA	1.22	1.14
3:Q:264:ASN:ND2	3:R:251:LEU:CD2	2.08	1.14
3:D:176:ALA:HB1	3:D:177:PRO:HD2	1.19	1.14
3:A:255:GLU:CA	3:K:8:PHE:CZ	2.30	1.14
3:I:264:ASN:HD21	3:J:251:LEU:CD2	1.59	1.14
3:I:264:ASN:HD21	3:J:251:LEU:HD22	1.08	1.13
3:J:172:ILE:HD11	3:J:226:VAL:HG21	1.20	1.13
3:L:264:ASN:HD21	3:M:251:LEU:HD22	1.01	1.13

Continued on next page...

Continued from previous page...

Atom-1	Atom-2	Interatomic distance (Å)	Clash overlap (Å)
3:T:77:ALA:HB3	3:T:98:ARG:HH22	1.02	1.13
3:G:189:THR:CG2	3:G:192:LYS:CB	2.25	1.13
3:G:189:THR:HG22	3:G:192:LYS:CB	1.79	1.12
3:R:172:ILE:HD11	3:R:226:VAL:HG21	1.24	1.12
3:E:8:PHE:HZ	3:F:255:GLU:CA	1.62	1.12
3:L:251:LEU:CD2	3:V:264:ASN:HD21	1.60	1.12
3:P:146:SER:HB2	3:P:169:ILE:HD12	1.29	1.12
3:V:30:TYR:HB3	3:V:277:GLN:NE2	1.64	1.12
3:B:7:VAL:C	3:B:8:PHE:HD1	1.53	1.11
3:P:176:ALA:HB1	3:P:177:PRO:HD2	1.29	1.11
3:Q:264:ASN:HD21	3:R:251:LEU:HD22	1.10	1.11
3:O:264:ASN:HD21	3:P:251:LEU:HD22	1.08	1.11
3:U:176:ALA:HB1	3:U:177:PRO:HD2	1.29	1.11
3:O:176:ALA:HB1	3:O:177:PRO:HD2	1.15	1.11
3:C:248:GLN:HG2	3:C:249:ILE:H	1.14	1.11
3:M:248:GLN:HG2	3:M:249:ILE:H	1.03	1.11
3:L:255:GLU:CA	3:V:8:PHE:CE2	2.31	1.10
3:D:189:THR:HG22	3:D:192:LYS:HB3	1.21	1.10
3:D:264:ASN:HD21	3:E:251:LEU:HD22	1.07	1.10
3:M:189:THR:CG2	3:M:192:LYS:CB	2.28	1.10
3:R:172:ILE:CD1	3:R:226:VAL:HG21	1.80	1.10
3:T:8:PHE:CZ	3:U:255:GLU:CA	2.34	1.10
3:P:248:GLN:HG2	3:P:249:ILE:H	1.06	1.10
3:T:77:ALA:HB3	3:T:98:ARG:NH2	1.67	1.10
3:I:77:ALA:HB3	3:I:98:ARG:NH2	1.65	1.10
3:N:248:GLN:HG2	3:N:249:ILE:H	1.06	1.10
3:M:77:ALA:HB3	3:M:98:ARG:HH22	0.98	1.09
3:A:77:ALA:HB3	3:A:98:ARG:HH22	1.13	1.09
3:R:176:ALA:HB1	3:R:177:PRO:HD2	1.35	1.09
3:I:264:ASN:ND2	3:J:251:LEU:HD22	1.68	1.09
3:D:248:GLN:HG2	3:D:249:ILE:H	0.97	1.09
3:D:8:PHE:CZ	3:E:255:GLU:HA	1.86	1.09
3:M:57:LEU:HD21	3:M:194:CYS:SG	1.92	1.09
3:L:205:PHE:O	3:L:209:THR:HG22	1.51	1.09
3:E:8:PHE:CZ	3:F:255:GLU:CA	2.33	1.08
3:J:8:PHE:CE2	3:K:255:GLU:HA	1.88	1.08
3:R:249:ILE:HG22	3:R:250:ASN:H	1.06	1.08
3:K:189:THR:HG22	3:K:192:LYS:HB3	1.32	1.08
3:T:176:ALA:HB1	3:T:177:PRO:HD2	1.11	1.08
3:I:77:ALA:HB3	3:I:98:ARG:HH22	0.93	1.08
3:I:248:GLN:HG2	3:I:249:ILE:H	0.98	1.08

Continued on next page...

Continued from previous page...

Atom-1	Atom-2	Interatomic distance (Å)	Clash overlap (Å)
3:B:249:ILE:HG22	3:B:250:ASN:H	1.13	1.08
3:T:146:SER:HB2	3:T:169:ILE:HD12	1.32	1.08
3:R:38:LYS:HE2	3:R:39:PRO:HD2	1.32	1.08
3:L:248:GLN:HG2	3:L:249:ILE:H	1.13	1.08
3:I:185:HIS:C	3:I:189:THR:N	2.07	1.08
3:I:8:PHE:HZ	3:J:255:GLU:CA	1.66	1.08
3:L:8:PHE:HZ	3:M:255:GLU:HB2	1.16	1.08
3:M:65:LEU:HD21	3:M:119:ASN:HB3	1.33	1.07
3:V:189:THR:HG22	3:V:192:LYS:HB3	1.26	1.07
3:Q:77:ALA:HB3	3:Q:98:ARG:HH22	0.95	1.07
3:O:146:SER:HB2	3:O:169:ILE:HD12	1.31	1.07
3:K:54:LYS:HE3	3:K:140:LEU:HD23	1.33	1.06
3:B:176:ALA:HB1	3:B:177:PRO:HD2	1.32	1.06
3:P:340:VAL:HG22	3:P:416:LEU:HD11	1.38	1.06
3:A:249:ILE:HD11	3:A:321:GLN:HG3	1.37	1.06
3:I:189:THR:CG2	3:I:192:LYS:HB3	1.86	1.06
3:J:340:VAL:HG22	3:J:416:LEU:HD11	1.35	1.06
3:I:205:PHE:O	3:I:209:THR:HG22	1.53	1.06
3:P:264:ASN:HD21	3:Q:251:LEU:CD2	1.67	1.06
3:L:65:LEU:HD21	3:L:119:ASN:HB3	1.36	1.06
2:X:1:C:C4	3:L:157:ASN:HB2	1.90	1.06
3:J:81:PHE:HZ	3:J:85:CYS:HB2	1.16	1.06
3:G:172:ILE:HD11	3:G:226:VAL:HG21	1.32	1.06
3:U:54:LYS:HE3	3:U:140:LEU:HD23	1.37	1.06
3:B:172:ILE:HD11	3:B:226:VAL:HG21	1.37	1.05
3:A:176:ALA:HB1	3:A:177:PRO:HD2	1.33	1.05
3:Q:264:ASN:ND2	3:R:251:LEU:HD22	1.66	1.05
3:F:77:ALA:HB3	3:F:98:ARG:HH22	1.17	1.05
3:Q:77:ALA:HB3	3:Q:98:ARG:NH2	1.70	1.05
3:U:8:PHE:CZ	3:V:255:GLU:HA	1.90	1.05
3:M:8:PHE:HZ	3:N:255:GLU:HA	0.93	1.05
3:V:172:ILE:HD11	3:V:226:VAL:HG21	1.38	1.05
3:K:249:ILE:HG22	3:K:250:ASN:H	1.19	1.05
3:J:264:ASN:HD21	3:K:251:LEU:CD2	1.70	1.05
3:E:87:GLU:HG2	3:E:284:SER:HA	1.39	1.05
3:N:10:VAL:HG12	3:N:11:ASN:H	1.18	1.05
3:L:5:LYS:HE3	3:L:8:PHE:CE2	1.91	1.05
3:L:133:THR:HG22	3:L:136:GLU:OE2	1.56	1.05
3:I:249:ILE:HG21	3:I:319:MET:CE	1.87	1.04
3:S:189:THR:HG22	3:S:192:LYS:HB3	1.37	1.04
3:B:20:GLU:H	3:B:20:GLU:CD	1.61	1.04

Continued on next page...

Continued from previous page...

Atom-1	Atom-2	Interatomic distance (Å)	Clash overlap (Å)
3:T:54:LYS:HE3	3:T:140:LEU:HD23	1.36	1.04
3:U:63:ALA:HB3	3:U:65:LEU:HD13	1.38	1.04
3:G:176:ALA:HB1	3:G:177:PRO:HD2	1.06	1.04
3:B:8:PHE:CZ	3:C:255:GLU:HA	1.92	1.03
3:H:122:LEU:HD22	3:O:122:LEU:CD2	1.89	1.03
1:W:66:A:C2'	1:W:67:C:H5'	1.88	1.03
3:D:248:GLN:HG2	3:D:249:ILE:N	1.70	1.03
3:N:54:LYS:HE3	3:N:140:LEU:HD23	1.06	1.03
3:V:38:LYS:HE2	3:V:39:PRO:HD2	1.40	1.03
3:G:189:THR:HG22	3:G:192:LYS:HB3	1.03	1.03
3:C:77:ALA:CB	3:C:98:ARG:HH22	1.71	1.02
3:E:65:LEU:HD21	3:E:119:ASN:HB3	1.40	1.02
3:P:189:THR:HG23	3:P:192:LYS:HB3	1.38	1.02
3:J:264:ASN:HD21	3:K:251:LEU:HD22	1.20	1.02
3:C:189:THR:CG2	3:C:192:LYS:HB3	1.88	1.02
3:P:54:LYS:HE3	3:P:140:LEU:HD23	1.39	1.02
3:Q:249:ILE:HG22	3:Q:250:ASN:H	1.24	1.02
3:A:248:GLN:HG2	3:A:249:ILE:H	1.20	1.02
3:H:248:GLN:HG2	3:H:249:ILE:H	1.23	1.02
3:M:87:GLU:HG2	3:M:284:SER:HA	1.40	1.02
3:N:49:LEU:HD22	3:N:52:ALA:HB2	1.41	1.01
3:T:85:CYS:HB3	3:T:91:SER:HB2	1.42	1.01
3:E:38:LYS:HE2	3:E:39:PRO:HD2	1.39	1.01
3:B:54:LYS:HE3	3:B:140:LEU:HD23	1.43	1.01
3:N:63:ALA:HB3	3:N:65:LEU:HD13	1.38	1.01
3:V:249:ILE:HG22	3:V:250:ASN:H	1.22	1.01
2:X:89:C:N4	3:M:323:ARG:HE	1.58	1.01
3:C:189:THR:HG22	3:C:192:LYS:HB3	1.37	1.01
3:F:248:GLN:HG2	3:F:249:ILE:H	1.24	1.01
3:I:249:ILE:CG2	3:I:319:MET:CE	2.38	1.01
3:I:249:ILE:HG21	3:I:319:MET:HE1	1.36	1.01
3:N:77:ALA:HB3	3:N:98:ARG:HH22	1.22	1.01
3:M:264:ASN:HD21	3:N:251:LEU:CD2	1.74	1.00
3:Q:176:ALA:HB1	3:Q:177:PRO:HD2	1.40	1.00
3:B:8:PHE:CE2	3:C:255:GLU:CA	2.44	1.00
3:Q:8:PHE:HZ	3:R:255:GLU:CA	1.75	1.00
3:R:185:HIS:C	3:R:189:THR:N	2.14	1.00
3:N:77:ALA:CB	3:N:98:ARG:HH22	1.73	1.00
3:Q:172:ILE:HD12	3:Q:226:VAL:HG21	1.42	1.00
3:S:8:PHE:CZ	3:T:255:GLU:HA	1.96	1.00
3:Q:205:PHE:O	3:Q:209:THR:HG22	1.59	1.00

Continued on next page...

Continued from previous page...

Atom-1	Atom-2	Interatomic distance (Å)	Clash overlap (Å)
3:U:248:GLN:HG2	3:U:249:ILE:H	1.23	1.00
3:M:189:THR:HG22	3:M:192:LYS:HB3	1.40	1.00
3:C:176:ALA:HB1	3:C:177:PRO:HD2	1.43	1.00
3:N:249:ILE:HG22	3:N:250:ASN:H	1.24	1.00
3:T:176:ALA:CB	3:T:177:PRO:HD2	1.91	1.00
3:T:248:GLN:HG2	3:T:249:ILE:H	1.24	1.00
3:L:251:LEU:HD21	3:V:264:ASN:HD21	1.27	1.00
3:R:8:PHE:HZ	3:S:255:GLU:HA	1.24	0.99
3:V:65:LEU:HD21	3:V:119:ASN:HB3	1.44	0.99
3:F:176:ALA:HB1	3:F:177:PRO:HD2	1.44	0.99
3:J:248:GLN:HG2	3:J:249:ILE:H	1.23	0.99
3:A:77:ALA:CB	3:A:98:ARG:HH22	1.76	0.99
3:K:38:LYS:HE2	3:K:39:PRO:HD2	1.44	0.99
3:M:249:ILE:HG22	3:M:250:ASN:H	1.24	0.99
3:K:122:LEU:HD23	3:L:122:LEU:HD11	1.44	0.99
3:L:87:GLU:HG2	3:L:284:SER:HA	1.45	0.99
3:A:77:ALA:HB3	3:A:98:ARG:NH2	1.76	0.99
3:T:54:LYS:HE3	3:T:140:LEU:CD2	1.91	0.99
3:F:417:LYS:H	3:F:420:HIS:CD2	1.81	0.99
3:M:248:GLN:HG2	3:M:249:ILE:N	1.68	0.99
3:T:417:LYS:H	3:T:420:HIS:HD2	1.05	0.99
3:M:176:ALA:CB	3:M:177:PRO:HD2	1.93	0.99
3:C:205:PHE:O	3:C:209:THR:HG22	1.61	0.99
3:I:189:THR:HG22	3:I:192:LYS:HB3	1.44	0.99
3:M:205:PHE:O	3:M:209:THR:HG22	1.63	0.99
3:U:57:LEU:CD2	3:U:194:CYS:SG	2.51	0.99
3:M:77:ALA:CB	3:M:98:ARG:HH22	1.76	0.98
3:U:205:PHE:O	3:U:209:THR:HG22	1.62	0.98
3:V:77:ALA:HB3	3:V:98:ARG:HH22	1.28	0.98
3:D:189:THR:HG23	3:D:192:LYS:HB3	1.45	0.98
3:L:176:ALA:HB1	3:L:177:PRO:HD2	1.45	0.98
3:Q:77:ALA:CB	3:Q:98:ARG:HH22	1.76	0.98
3:K:49:LEU:HD22	3:K:52:ALA:HB2	1.45	0.98
3:Q:30:TYR:HB3	3:Q:277:GLN:HE21	1.28	0.98
3:F:87:GLU:HG2	3:F:284:SER:HA	1.45	0.98
3:K:176:ALA:HB1	3:K:177:PRO:HD2	1.41	0.98
3:F:77:ALA:HB3	3:F:98:ARG:NH2	1.78	0.98
3:T:51:LYS:HA	3:T:54:LYS:HE2	1.44	0.98
3:G:340:VAL:HG13	3:G:416:LEU:HD12	1.43	0.98
3:L:313:HIS:ND1	3:L:324:SER:HB3	1.78	0.98
3:S:189:THR:CG2	3:S:192:LYS:HB3	1.95	0.97

Continued on next page...

Continued from previous page...

Atom-1	Atom-2	Interatomic distance (Å)	Clash overlap (Å)
3:G:176:ALA:HB1	3:G:177:PRO:CD	1.94	0.97
3:Q:30:TYR:HB3	3:Q:277:GLN:NE2	1.79	0.97
3:N:176:ALA:HB1	3:N:177:PRO:HD2	1.46	0.97
1:W:66:A:H2'	1:W:67:C:H5'	1.41	0.97
3:J:33:ILE:HB	3:J:88:ASP:HB3	1.42	0.97
3:D:249:ILE:HG22	3:D:250:ASN:H	1.29	0.97
3:L:8:PHE:CZ	3:M:255:GLU:HB2	1.99	0.97
3:N:54:LYS:CE	3:N:140:LEU:HD23	1.93	0.97
3:I:87:GLU:HG2	3:I:284:SER:HA	1.46	0.97
3:H:197:TRP:HD1	3:H:198:SER:H	1.10	0.97
3:I:51:LYS:HA	3:I:54:LYS:HE2	1.45	0.97
3:G:176:ALA:CB	3:G:177:PRO:HD2	1.93	0.97
3:O:182:VAL:HB	3:O:190:THR:HG21	1.46	0.97
3:Q:54:LYS:HE3	3:Q:140:LEU:HD23	1.45	0.97
3:H:8:PHE:HZ	3:I:255:GLU:CA	1.72	0.97
3:K:205:PHE:O	3:K:209:THR:HG22	1.63	0.97
3:J:81:PHE:CZ	3:J:85:CYS:HB2	1.99	0.96
3:S:441:PHE:O	3:S:445:THR:HG23	1.63	0.96
3:E:248:GLN:HG2	3:E:249:ILE:H	1.28	0.96
3:N:248:GLN:HG2	3:N:249:ILE:N	1.80	0.96
3:Q:87:GLU:HG2	3:Q:284:SER:HA	1.44	0.96
3:J:10:VAL:HG12	3:J:11:ASN:H	1.31	0.96
3:C:77:ALA:HB3	3:C:98:ARG:NH2	1.80	0.96
3:K:172:ILE:CD1	3:K:226:VAL:HG21	1.94	0.96
3:O:87:GLU:HG2	3:O:284:SER:HA	1.47	0.96
3:I:262:HIS:HE1	3:J:251:LEU:HD23	1.31	0.96
3:Q:264:ASN:ND2	3:R:251:LEU:HD21	1.77	0.96
3:U:146:SER:HB2	3:U:169:ILE:HD12	1.48	0.96
3:K:51:LYS:HA	3:K:54:LYS:HE2	1.44	0.96
3:V:183:GLU:O	3:V:190:THR:HG22	1.66	0.96
3:H:8:PHE:CE2	3:I:255:GLU:CA	2.47	0.96
3:N:54:LYS:HE3	3:N:140:LEU:CD2	1.96	0.96
3:O:189:THR:HG22	3:O:192:LYS:HB3	1.48	0.96
3:K:268:GLU:HB3	3:K:305:VAL:HG23	1.47	0.96
3:A:122:LEU:HD21	3:V:122:LEU:HD22	1.48	0.96
3:I:264:ASN:ND2	3:J:251:LEU:CD2	2.27	0.95
3:H:340:VAL:HG13	3:H:416:LEU:HD12	1.48	0.95
3:R:8:PHE:CE2	3:S:255:GLU:HA	2.01	0.95
3:P:8:PHE:HZ	3:Q:255:GLU:HA	1.25	0.95
3:Q:8:PHE:HZ	3:R:255:GLU:HA	0.82	0.95
3:I:32:ALA:HB2	3:I:277:GLN:HE22	1.29	0.95

Continued on next page...

Continued from previous page...

Atom-1	Atom-2	Interatomic distance (Å)	Clash overlap (Å)
3:D:189:THR:O	3:D:193:MET:HG2	1.64	0.95
3:I:248:GLN:HG2	3:I:249:ILE:N	1.76	0.95
3:I:249:ILE:HG22	3:I:250:ASN:H	1.29	0.95
3:R:77:ALA:HB3	3:R:98:ARG:HH12	1.31	0.95
3:L:255:GLU:HA	3:V:8:PHE:HZ	1.16	0.95
3:Q:248:GLN:HG2	3:Q:249:ILE:H	1.31	0.95
3:K:87:GLU:HG2	3:K:284:SER:HA	1.48	0.95
3:L:146:SER:HB2	3:L:169:ILE:HD12	1.48	0.95
3:G:63:ALA:HB3	3:G:65:LEU:HD13	1.47	0.95
3:D:264:ASN:ND2	3:E:251:LEU:CD2	2.29	0.95
3:J:38:LYS:HA	3:J:38:LYS:HE2	1.47	0.95
3:V:417:LYS:H	3:V:420:HIS:CD2	1.85	0.95
3:N:182:VAL:HB	3:N:190:THR:HG21	1.49	0.95
3:M:172:ILE:HD11	3:M:226:VAL:HG21	1.48	0.95
3:L:282:PRO:HG3	3:V:25:GLN:HG2	1.48	0.95
3:I:54:LYS:HE3	3:I:140:LEU:HD23	1.49	0.95
3:M:264:ASN:ND2	3:N:251:LEU:CD2	2.30	0.94
3:M:264:ASN:ND2	3:N:251:LEU:HD21	1.80	0.94
3:Q:146:SER:HB2	3:Q:169:ILE:HD12	1.48	0.94
3:O:189:THR:CG2	3:O:192:LYS:HB3	1.97	0.94
3:G:38:LYS:HE2	3:G:38:LYS:HA	1.46	0.94
3:Q:172:ILE:CD1	3:Q:226:VAL:HG21	1.95	0.94
3:K:189:THR:CG2	3:K:192:LYS:HB3	1.97	0.94
3:L:50:ASN:HD22	3:L:50:ASN:N	1.64	0.94
3:D:340:VAL:HG22	3:D:416:LEU:HD11	1.50	0.94
3:M:10:VAL:CG2	3:M:18:LYS:NZ	2.30	0.94
3:L:31:PRO:HD2	3:L:277:GLN:HG3	1.50	0.94
3:C:323:ARG:HD3	3:C:323:ARG:C	1.88	0.94
3:J:20:GLU:OE1	3:J:20:GLU:N	2.00	0.94
3:J:172:ILE:CD1	3:J:226:VAL:HG21	1.96	0.94
3:T:176:ALA:HB1	3:T:177:PRO:CD	1.97	0.94
3:M:340:VAL:HA	3:M:416:LEU:HD11	1.46	0.94
3:T:10:VAL:HG12	3:T:11:ASN:H	1.32	0.94
3:I:417:LYS:H	3:I:420:HIS:HD2	1.10	0.94
3:B:35:ASP:CG	3:B:89:TRP:HE1	1.70	0.94
3:M:344:TYR:CD2	3:M:409:ILE:HG12	2.03	0.94
3:S:248:GLN:HG2	3:S:249:ILE:H	1.33	0.93
3:H:38:LYS:HE2	3:H:39:PRO:HD2	1.50	0.93
3:B:183:GLU:O	3:B:190:THR:HG22	1.68	0.93
3:L:54:LYS:HE3	3:L:140:LEU:HD23	1.49	0.93
3:L:51:LYS:HA	3:L:54:LYS:HE2	1.50	0.93

Continued on next page...

Continued from previous page...

Atom-1	Atom-2	Interatomic distance (Å)	Clash overlap (Å)
3:B:264:ASN:HD21	3:C:251:LEU:HD22	1.32	0.93
3:M:57:LEU:CD2	3:M:194:CYS:SG	2.55	0.93
3:H:54:LYS:HE3	3:H:140:LEU:HD23	1.48	0.93
3:S:20:GLU:N	3:S:20:GLU:CD	2.22	0.93
3:O:264:ASN:ND2	3:P:251:LEU:CD2	2.31	0.93
3:Q:185:HIS:C	3:Q:189:THR:N	2.22	0.93
3:S:172:ILE:HD12	3:S:226:VAL:HG21	1.51	0.93
3:U:323:ARG:HD3	3:U:324:SER:N	1.84	0.93
3:E:308:VAL:HG12	3:E:312:ILE:HD11	1.51	0.93
3:L:264:ASN:ND2	3:M:251:LEU:CD2	2.29	0.93
2:X:40:C:H2'	2:X:41:A:C8	2.04	0.93
3:G:268:GLU:HB3	3:G:305:VAL:HG23	1.47	0.93
3:J:77:ALA:HB3	3:J:98:ARG:HH22	1.32	0.93
3:B:8:PHE:HE2	3:C:255:GLU:CA	1.79	0.92
3:G:146:SER:HB2	3:G:169:ILE:HD12	1.50	0.92
3:G:172:ILE:CD1	3:G:226:VAL:HG21	1.98	0.92
3:G:73:TYR:HD2	3:G:210:TYR:HH	0.93	0.92
3:I:146:SER:HB2	3:I:169:ILE:HD12	1.50	0.92
3:K:77:ALA:HB3	3:K:98:ARG:HH22	1.33	0.92
3:P:417:LYS:H	3:P:420:HIS:HD2	1.15	0.92
3:O:176:ALA:HB1	3:O:177:PRO:CD	2.00	0.92
3:V:189:THR:CG2	3:V:192:LYS:HB3	1.97	0.92
3:A:197:TRP:HD1	3:A:198:SER:H	1.13	0.92
3:B:7:VAL:O	3:B:8:PHE:CD1	2.21	0.92
3:C:248:GLN:HG2	3:C:249:ILE:N	1.83	0.92
3:Q:31:PRO:HD2	3:Q:277:GLN:HG3	1.51	0.92
3:M:73:TYR:HD2	3:M:210:TYR:HH	1.03	0.92
3:A:163:THR:HG22	3:A:192:LYS:NZ	1.84	0.92
3:O:183:GLU:H	3:O:190:THR:HG21	1.31	0.92
3:R:340:VAL:HG22	3:R:416:LEU:HD11	1.50	0.92
3:A:255:GLU:CA	3:K:8:PHE:HZ	1.72	0.92
3:N:172:ILE:CD1	3:N:226:VAL:HG21	1.99	0.92
3:S:257:ILE:HD13	3:S:269:ILE:HD12	1.49	0.92
3:H:176:ALA:CB	3:H:177:PRO:HD2	1.99	0.92
3:J:176:ALA:HB1	3:J:177:PRO:HD2	1.52	0.92
3:N:87:GLU:HG2	3:N:284:SER:HA	1.50	0.92
3:R:305:VAL:HG22	3:R:308:VAL:HB	1.49	0.92
3:L:46:ALA:HB1	3:L:50:ASN:OD1	1.70	0.92
3:Q:128:LEU:HD11	3:Q:130:ARG:HE	1.33	0.92
3:M:54:LYS:HD3	3:M:69:ASP:OD2	1.70	0.92
3:H:122:LEU:HD22	3:O:122:LEU:HD22	1.48	0.92

Continued on next page...

Continued from previous page...

Atom-1	Atom-2	Interatomic distance (Å)	Clash overlap (Å)
3:B:189:THR:HG22	3:B:192:LYS:CB	1.99	0.92
3:M:185:HIS:C	3:M:189:THR:N	2.23	0.91
3:E:340:VAL:HG22	3:E:416:LEU:HD11	1.52	0.91
1:W:67:C:O2	1:W:67:C:H2'	1.69	0.91
3:R:87:GLU:HG2	3:R:284:SER:HA	1.52	0.91
3:B:87:GLU:HG2	3:B:284:SER:HA	1.52	0.91
1:W:1:C:N4	3:F:157:ASN:HB2	1.86	0.91
3:P:249:ILE:HG21	3:P:319:MET:CE	1.99	0.91
3:G:197:TRP:HD1	3:G:198:SER:H	1.19	0.91
3:H:51:LYS:O	3:H:55:SER:HB2	1.69	0.91
3:B:189:THR:CG2	3:B:192:LYS:CB	2.48	0.91
3:A:87:GLU:HG2	3:A:284:SER:HA	1.52	0.91
3:H:248:GLN:HG2	3:H:249:ILE:N	1.85	0.91
3:I:46:ALA:HB1	3:I:50:ASN:OD1	1.70	0.91
3:E:8:PHE:CE2	3:F:255:GLU:HA	2.06	0.91
3:O:38:LYS:HE2	3:O:38:LYS:HA	1.53	0.91
3:M:30:TYR:HB3	3:M:277:GLN:NE2	1.85	0.91
3:L:255:GLU:HA	3:V:8:PHE:HE2	1.34	0.90
3:M:176:ALA:HB1	3:M:177:PRO:CD	2.00	0.90
3:B:248:GLN:HG2	3:B:249:ILE:H	1.36	0.90
3:P:264:ASN:HD21	3:Q:251:LEU:HD22	1.36	0.90
3:I:8:PHE:HZ	3:J:255:GLU:HA	0.75	0.90
3:L:264:ASN:ND2	3:M:251:LEU:HD22	1.84	0.90
3:I:77:ALA:CB	3:I:98:ARG:HH22	1.82	0.90
3:E:246:ILE:HG13	3:E:247:LYS:N	1.84	0.90
3:U:189:THR:HG22	3:U:192:LYS:HB3	1.54	0.90
3:V:194:CYS:C	3:V:196:ASN:H	1.74	0.90
3:U:74:LEU:HD22	3:U:98:ARG:HB2	1.52	0.90
3:H:313:HIS:ND1	3:H:324:SER:HB3	1.85	0.90
3:I:9:LYS:HD2	3:I:9:LYS:N	1.86	0.90
3:O:77:ALA:O	3:O:98:ARG:CZ	2.20	0.90
3:L:21:ILE:HB	3:M:280:ALA:HB2	1.51	0.90
3:L:93:GLY:O	3:L:94:ILE:HG23	1.72	0.90
3:D:87:GLU:HG2	3:D:284:SER:HA	1.52	0.90
3:M:189:THR:HG23	3:M:192:LYS:HB3	0.92	0.90
3:F:249:ILE:HG22	3:F:250:ASN:OD1	1.72	0.90
3:F:33:ILE:HD12	3:F:88:ASP:HB2	1.50	0.90
3:O:253:ALA:O	3:O:254:ARG:HG2	1.70	0.90
3:M:248:GLN:CD	3:M:249:ILE:HG13	1.92	0.90
3:A:8:PHE:CE1	3:B:254:ARG:O	2.25	0.90
3:P:248:GLN:HG2	3:P:249:ILE:N	1.83	0.90

Continued on next page...

Continued from previous page...

Atom-1	Atom-2	Interatomic distance (Å)	Clash overlap (Å)
3:K:63:ALA:HB3	3:K:65:LEU:HD13	1.53	0.90
3:M:10:VAL:HG23	3:M:18:LYS:HZ1	1.36	0.90
3:D:264:ASN:HD21	3:E:251:LEU:HD21	1.33	0.90
3:B:77:ALA:HB3	3:B:98:ARG:HH22	1.37	0.90
3:P:185:HIS:C	3:P:189:THR:N	2.25	0.89
3:I:262:HIS:HE1	3:J:251:LEU:CD2	1.86	0.89
3:J:189:THR:CG2	3:J:192:LYS:HB3	2.02	0.89
3:O:176:ALA:CB	3:O:177:PRO:HD2	2.01	0.89
3:R:249:ILE:HG22	3:R:250:ASN:N	1.85	0.89
3:V:417:LYS:H	3:V:420:HIS:HD2	0.94	0.89
3:U:268:GLU:HB3	3:U:305:VAL:HG23	1.53	0.89
3:U:133:THR:HG22	3:U:136:GLU:OE2	1.72	0.89
3:L:77:ALA:HB3	3:L:98:ARG:HH22	1.35	0.89
3:T:63:ALA:HB3	3:T:65:LEU:HD13	1.55	0.89
3:T:38:LYS:HE2	3:T:39:PRO:HD2	1.53	0.89
3:B:189:THR:HG23	3:B:192:LYS:HB3	1.55	0.89
3:Q:410:MET:HA	3:Q:410:MET:HE2	1.54	0.89
3:B:7:VAL:O	3:B:8:PHE:HD1	1.55	0.89
3:C:441:PHE:O	3:C:445:THR:HG23	1.71	0.89
3:V:176:ALA:CB	3:V:177:PRO:HD2	2.03	0.89
3:T:185:HIS:C	3:T:189:THR:N	2.26	0.89
3:L:248:GLN:HG2	3:L:249:ILE:N	1.88	0.89
3:P:38:LYS:HA	3:P:38:LYS:HE2	1.55	0.89
3:L:189:THR:HG22	3:L:192:LYS:HB3	1.53	0.89
3:L:77:ALA:HB3	3:L:98:ARG:NH2	1.87	0.89
3:Q:417:LYS:H	3:Q:420:HIS:HD2	1.19	0.89
2:X:65:C:H2'	2:X:66:C:H5'	1.52	0.89
3:G:189:THR:HG23	3:G:192:LYS:CB	1.97	0.89
3:I:262:HIS:CE1	3:J:251:LEU:CD2	2.56	0.89
3:F:73:TYR:HD2	3:F:210:TYR:HH	0.96	0.89
3:T:249:ILE:HG22	3:T:250:ASN:H	1.37	0.89
3:J:340:VAL:HG13	3:J:416:LEU:HD12	1.56	0.88
3:K:313:HIS:ND1	3:K:324:SER:HB3	1.89	0.88
3:M:8:PHE:HZ	3:N:255:GLU:CA	1.85	0.88
3:H:176:ALA:HB1	3:H:177:PRO:CD	2.01	0.88
3:T:87:GLU:HG2	3:T:284:SER:HA	1.51	0.88
3:U:57:LEU:HD22	3:U:194:CYS:SG	2.11	0.88
3:S:87:GLU:HG2	3:S:284:SER:HA	1.55	0.88
3:B:7:VAL:C	3:B:8:PHE:CD1	2.44	0.88
3:M:10:VAL:HG23	3:M:18:LYS:NZ	1.88	0.88
3:C:122:LEU:HD11	3:T:122:LEU:HD23	1.55	0.88

Continued on next page...

Continued from previous page...

Atom-1	Atom-2	Interatomic distance (Å)	Clash overlap (Å)
3:C:268:GLU:HB3	3:C:305:VAL:HG23	1.55	0.88
3:T:8:PHE:HZ	3:U:255:GLU:CA	1.86	0.88
3:A:54:LYS:HD3	3:A:69:ASP:OD2	1.73	0.88
3:N:57:LEU:CD2	3:N:194:CYS:SG	2.62	0.88
3:V:54:LYS:HD3	3:V:69:ASP:OD2	1.74	0.88
3:D:268:GLU:HB3	3:D:305:VAL:HG23	1.55	0.88
3:I:323:ARG:C	3:I:323:ARG:HD3	1.93	0.88
3:M:10:VAL:CG2	3:M:18:LYS:HZ1	1.85	0.88
3:P:189:THR:HG22	3:P:192:LYS:HB3	0.88	0.88
3:B:249:ILE:HG22	3:B:250:ASN:N	1.89	0.88
3:O:264:ASN:HD21	3:P:251:LEU:HD21	1.34	0.88
3:B:38:LYS:CE	3:B:39:PRO:HD2	2.04	0.88
3:P:264:ASN:HD21	3:Q:251:LEU:HD21	1.36	0.88
3:F:49:LEU:HD22	3:F:52:ALA:HB2	1.55	0.88
3:J:264:ASN:ND2	3:K:251:LEU:HD22	1.88	0.88
3:D:189:THR:CG2	3:D:192:LYS:CB	2.51	0.88
3:C:223:ALA:O	3:C:226:VAL:HG23	1.72	0.88
3:A:20:GLU:N	3:A:20:GLU:OE1	2.07	0.88
3:L:251:LEU:CD2	3:V:264:ASN:ND2	2.37	0.88
3:U:65:LEU:HD21	3:U:119:ASN:HB3	1.53	0.88
2:X:20:C:H2'	2:X:21:C:H5"	1.56	0.88
3:E:85:CYS:HB3	3:E:91:SER:HB2	1.53	0.88
3:T:8:PHE:CE2	3:U:255:GLU:CA	2.54	0.87
3:O:264:ASN:ND2	3:P:251:LEU:HD22	1.89	0.87
3:M:264:ASN:CG	3:N:251:LEU:HD21	1.94	0.87
3:S:77:ALA:HB3	3:S:98:ARG:HH12	1.38	0.87
3:L:239:LEU:O	3:L:243:THR:HG22	1.74	0.87
3:R:194:CYS:C	3:R:196:ASN:H	1.73	0.87
3:M:46:ALA:HB1	3:M:50:ASN:OD1	1.74	0.87
3:B:77:ALA:O	3:B:98:ARG:CZ	2.21	0.87
3:Q:223:ALA:O	3:Q:226:VAL:HG23	1.73	0.87
3:P:197:TRP:HD1	3:P:198:SER:H	1.20	0.87
3:E:176:ALA:HB1	3:E:177:PRO:HD2	1.56	0.87
3:V:323:ARG:C	3:V:323:ARG:HD3	1.93	0.87
3:C:77:ALA:O	3:C:98:ARG:CZ	2.23	0.87
3:F:417:LYS:N	3:F:420:HIS:HD2	1.72	0.87
1:W:1:C:C4	3:F:157:ASN:HB2	2.10	0.87
3:L:216:ARG:HG3	3:L:217:ILE:HD12	1.55	0.87
3:L:196:ASN:O	3:L:197:TRP:HB2	1.73	0.87
3:Q:249:ILE:HG22	3:Q:250:ASN:OD1	1.75	0.87
3:R:268:GLU:HB3	3:R:305:VAL:HG23	1.56	0.87

Continued on next page...

Continued from previous page...

Atom-1	Atom-2	Interatomic distance (Å)	Clash overlap (Å)
3:C:87:GLU:HG2	3:C:284:SER:CA	2.04	0.87
3:L:73:TYR:HD2	3:L:210:TYR:HH	0.91	0.87
3:E:38:LYS:HE2	3:E:39:PRO:CD	2.03	0.87
3:I:50:ASN:N	3:I:50:ASN:HD22	1.69	0.87
3:Q:323:ARG:C	3:Q:323:ARG:HD3	1.95	0.87
3:O:340:VAL:HG13	3:O:416:LEU:CD1	2.05	0.87
3:V:77:ALA:O	3:V:98:ARG:CZ	2.22	0.87
3:O:417:LYS:H	3:O:420:HIS:HD2	1.17	0.87
3:S:133:THR:HG22	3:S:136:GLU:OE2	1.73	0.87
3:T:8:PHE:HZ	3:U:255:GLU:HA	1.38	0.87
3:M:182:VAL:HB	3:M:190:THR:HG21	1.56	0.87
3:V:248:GLN:HG2	3:V:249:ILE:H	1.40	0.87
3:K:77:ALA:CB	3:K:98:ARG:HH22	1.88	0.87
3:S:205:PHE:O	3:S:209:THR:HG22	1.75	0.86
3:V:268:GLU:HB3	3:V:305:VAL:HG23	1.55	0.86
3:G:8:PHE:CZ	3:H:255:GLU:CA	2.57	0.86
3:A:77:ALA:O	3:A:98:ARG:CZ	2.23	0.86
3:L:266:GLU:OE2	3:M:358:ARG:HD2	1.76	0.86
3:V:20:GLU:OE1	3:V:20:GLU:N	2.08	0.86
3:U:417:LYS:H	3:U:420:HIS:HD2	1.22	0.86
3:D:264:ASN:ND2	3:E:251:LEU:HD22	1.89	0.86
3:B:20:GLU:N	3:B:20:GLU:CD	2.25	0.86
3:Q:232:ALA:O	3:Q:234:GLU:N	2.08	0.86
3:P:87:GLU:HG2	3:P:284:SER:HA	1.55	0.86
3:B:31:PRO:HD2	3:B:277:GLN:HG3	1.56	0.86
3:P:63:ALA:HB3	3:P:65:LEU:HD13	1.58	0.86
3:J:248:GLN:HG2	3:J:249:ILE:N	1.89	0.86
3:C:323:ARG:HD3	3:C:324:SER:N	1.90	0.86
3:U:77:ALA:CB	3:U:98:ARG:HH22	1.88	0.86
3:T:74:LEU:HD22	3:T:98:ARG:HB2	1.54	0.86
3:P:169:ILE:HG22	3:P:226:VAL:CG1	2.06	0.86
3:R:249:ILE:CG2	3:R:250:ASN:H	1.88	0.86
3:N:10:VAL:HG12	3:N:11:ASN:N	1.91	0.86
3:N:54:LYS:HD3	3:N:69:ASP:OD2	1.75	0.86
3:N:74:LEU:HD22	3:N:98:ARG:HB2	1.58	0.86
3:U:248:GLN:HG2	3:U:249:ILE:N	1.88	0.86
3:J:249:ILE:HG22	3:J:250:ASN:H	1.40	0.86
3:J:367:GLN:HA	3:J:370:GLU:HG3	1.58	0.86
3:D:189:THR:HG22	3:D:192:LYS:CB	2.06	0.85
3:C:98:ARG:H	3:C:98:ARG:HD2	1.39	0.85
2:X:18:C:H5'	3:U:327:ALA:HA	1.58	0.85

Continued on next page...

Continued from previous page...

Atom-1	Atom-2	Interatomic distance (Å)	Clash overlap (Å)
3:D:183:GLU:O	3:D:190:THR:HG22	1.76	0.85
3:D:185:HIS:C	3:D:189:THR:N	2.30	0.85
3:A:8:PHE:CZ	3:B:255:GLU:HA	2.12	0.85
3:A:53:TYR:HD1	3:A:121:ALA:O	1.59	0.85
3:P:65:LEU:HD21	3:P:119:ASN:HB3	1.57	0.85
3:J:268:GLU:HB3	3:J:305:VAL:HG23	1.57	0.85
2:X:36:C:H2'	2:X:38:C:H5''	1.57	0.85
3:T:65:LEU:HB3	3:T:120:TRP:CZ3	2.11	0.85
3:N:53:TYR:O	3:N:56:VAL:HG23	1.77	0.85
3:H:38:LYS:HE2	3:H:39:PRO:CD	2.06	0.85
3:E:74:LEU:HD22	3:E:98:ARG:HB2	1.58	0.85
3:B:38:LYS:HE2	3:B:39:PRO:CD	2.06	0.85
3:V:38:LYS:CE	3:V:39:PRO:HD2	2.06	0.85
3:U:77:ALA:HB3	3:U:98:ARG:HH22	1.41	0.85
3:Q:410:MET:CE	3:Q:410:MET:HA	2.06	0.85
3:I:8:PHE:CZ	3:J:255:GLU:CA	2.51	0.85
3:D:8:PHE:HE2	3:E:255:GLU:HA	1.36	0.85
3:U:222:SER:O	3:U:224:ILE:N	2.10	0.85
3:I:313:HIS:ND1	3:I:324:SER:HB3	1.91	0.85
3:C:172:ILE:HD11	3:C:226:VAL:HG21	1.57	0.85
3:N:20:GLU:HB2	3:O:254:ARG:HD2	1.58	0.85
3:C:172:ILE:HD12	3:C:226:VAL:HG21	1.57	0.85
3:I:249:ILE:CG2	3:I:319:MET:HE3	2.07	0.85
3:F:216:ARG:HG3	3:F:217:ILE:HD12	1.59	0.85
3:C:31:PRO:HD2	3:C:277:GLN:HG3	1.58	0.85
3:F:57:LEU:HD23	3:F:57:LEU:C	1.97	0.85
3:G:248:GLN:HG2	3:G:249:ILE:H	1.41	0.85
3:V:189:THR:HG22	3:V:192:LYS:CB	2.06	0.85
3:J:50:ASN:HD22	3:J:50:ASN:H	1.22	0.85
3:M:313:HIS:ND1	3:M:324:SER:HB3	1.91	0.85
3:I:14:VAL:HG23	3:I:15:VAL:H	1.42	0.85
3:V:7:VAL:C	3:V:8:PHE:HD1	1.79	0.85
3:G:340:VAL:HG13	3:G:416:LEU:CD1	2.06	0.85
3:F:205:PHE:O	3:F:209:THR:HG22	1.76	0.85
3:M:189:THR:HG22	3:M:193:MET:N	1.92	0.84
3:I:176:ALA:HB1	3:I:177:PRO:CD	2.06	0.84
3:L:185:HIS:C	3:L:189:THR:N	2.31	0.84
3:O:340:VAL:HG13	3:O:416:LEU:HD12	1.59	0.84
3:A:146:SER:HB2	3:A:169:ILE:HD12	1.58	0.84
3:J:87:GLU:HG2	3:J:284:SER:HA	1.59	0.84
3:S:248:GLN:HG2	3:S:249:ILE:N	1.91	0.84

Continued on next page...

Continued from previous page...

Atom-1	Atom-2	Interatomic distance (Å)	Clash overlap (Å)
3:R:323:ARG:C	3:R:323:ARG:HD3	1.98	0.84
3:S:54:LYS:HE3	3:S:140:LEU:HD23	1.58	0.84
3:G:122:LEU:CD2	3:P:122:LEU:HD22	2.07	0.84
3:B:313:HIS:ND1	3:B:324:SER:HB3	1.91	0.84
3:I:262:HIS:CE1	3:J:251:LEU:HD23	2.11	0.84
3:C:43:LEU:HD23	3:C:116:VAL:HG11	1.59	0.84
3:A:255:GLU:HA	3:K:8:PHE:HZ	1.02	0.84
3:P:8:PHE:CE2	3:Q:255:GLU:HA	2.12	0.84
2:X:1:C:N4	3:L:157:ASN:HD22	1.75	0.84
3:P:323:ARG:C	3:P:323:ARG:HD3	1.98	0.84
3:M:77:ALA:CB	3:M:98:ARG:NH2	2.35	0.84
3:E:38:LYS:HG3	3:E:292:LEU:HB3	1.59	0.84
3:D:197:TRP:HD1	3:D:198:SER:H	1.22	0.84
3:Q:367:GLN:HA	3:Q:370:GLU:OE2	1.77	0.84
3:V:87:GLU:CG	3:V:284:SER:HA	2.07	0.84
3:P:169:ILE:HG22	3:P:226:VAL:HG11	1.57	0.84
3:I:31:PRO:HD2	3:I:277:GLN:HG3	1.56	0.84
3:V:176:ALA:HB1	3:V:177:PRO:CD	2.08	0.84
3:U:20:GLU:CD	3:U:20:GLU:N	2.28	0.84
3:H:77:ALA:HB3	3:H:98:ARG:HH12	1.41	0.84
3:R:176:ALA:HB1	3:R:177:PRO:CD	2.08	0.83
3:N:77:ALA:HB3	3:N:98:ARG:NH2	1.93	0.83
3:N:441:PHE:O	3:N:445:THR:HG23	1.78	0.83
3:B:8:PHE:HZ	3:C:255:GLU:HB2	1.40	0.83
3:M:204:ARG:HE	3:M:291:SER:HA	1.40	0.83
3:Q:248:GLN:HG2	3:Q:249:ILE:N	1.94	0.83
3:B:42:THR:O	3:B:43:LEU:O	1.96	0.83
3:C:51:LYS:HA	3:C:54:LYS:HE2	1.58	0.83
3:D:176:ALA:HB1	3:D:177:PRO:CD	2.05	0.83
3:C:182:VAL:HB	3:C:190:THR:HG21	1.59	0.83
3:G:248:GLN:HG2	3:G:249:ILE:N	1.93	0.83
3:E:194:CYS:C	3:E:196:ASN:H	1.76	0.83
3:G:21:ILE:HB	3:H:280:ALA:HB2	1.60	0.83
3:V:340:VAL:HG13	3:V:416:LEU:HD12	1.60	0.83
3:A:255:GLU:CA	3:K:8:PHE:CE2	2.58	0.83
3:M:189:THR:O	3:M:193:MET:HB2	1.78	0.83
3:K:185:HIS:C	3:K:189:THR:N	2.31	0.83
3:B:249:ILE:HD11	3:B:321:GLN:HG3	1.60	0.83
3:A:249:ILE:HG22	3:A:250:ASN:H	1.40	0.83
3:V:340:VAL:HG13	3:V:416:LEU:CD1	2.07	0.83
3:H:194:CYS:C	3:H:196:ASN:H	1.77	0.83

Continued on next page...

Continued from previous page...

Atom-1	Atom-2	Interatomic distance (Å)	Clash overlap (Å)
3:B:340:VAL:HG13	3:B:416:LEU:HD12	1.61	0.83
3:V:38:LYS:HE2	3:V:39:PRO:CD	2.07	0.83
3:S:172:ILE:CD1	3:S:226:VAL:HG21	2.09	0.83
3:V:176:ALA:CB	3:V:177:PRO:CD	2.56	0.83
3:O:340:VAL:HA	3:O:416:LEU:HD11	1.61	0.83
3:J:73:TYR:HD2	3:J:210:TYR:OH	1.61	0.83
3:G:189:THR:HB	3:G:193:MET:HG2	1.60	0.83
3:Q:264:ASN:HD21	3:R:251:LEU:HD21	1.29	0.83
3:M:216:ARG:O	3:M:216:ARG:HD3	1.77	0.83
3:D:176:ALA:CB	3:D:177:PRO:HD2	2.05	0.83
3:A:54:LYS:HE3	3:A:140:LEU:HD23	1.59	0.83
3:A:323:ARG:C	3:A:323:ARG:HD3	1.99	0.83
3:D:313:HIS:ND1	3:D:324:SER:HB3	1.92	0.83
3:H:8:PHE:HE2	3:I:255:GLU:HA	1.39	0.83
3:P:98:ARG:HD2	3:P:98:ARG:H	1.44	0.83
3:K:74:LEU:HD22	3:K:98:ARG:HB2	1.60	0.83
3:G:87:GLU:HG2	3:G:284:SER:HA	1.59	0.83
3:J:189:THR:HG22	3:J:192:LYS:HB3	1.61	0.83
3:C:239:LEU:O	3:C:243:THR:HG22	1.79	0.83
3:E:172:ILE:CD1	3:E:226:VAL:HG21	2.09	0.83
3:T:49:LEU:HD22	3:T:52:ALA:HB2	1.60	0.83
3:T:223:ALA:O	3:T:226:VAL:HG23	1.77	0.83
3:Q:50:ASN:HD22	3:Q:50:ASN:N	1.77	0.83
3:K:249:ILE:HG22	3:K:250:ASN:N	1.94	0.83
3:G:249:ILE:HD11	3:G:321:GLN:HG3	1.61	0.83
3:Q:240:VAL:O	3:Q:243:THR:HG22	1.79	0.83
3:E:189:THR:HB	3:E:193:MET:HG2	1.59	0.83
3:J:172:ILE:HD11	3:J:226:VAL:CG2	2.07	0.82
3:F:8:PHE:CZ	3:G:255:GLU:HA	2.13	0.82
3:O:10:VAL:O	3:O:11:ASN:HB3	1.79	0.82
3:L:251:LEU:HD21	3:V:264:ASN:ND2	1.91	0.82
3:I:248:GLN:CG	3:I:249:ILE:H	1.87	0.82
3:V:146:SER:HB2	3:V:169:ILE:HD12	1.60	0.82
3:F:8:PHE:CE2	3:G:255:GLU:HA	2.13	0.82
3:E:74:LEU:HD22	3:E:98:ARG:CB	2.10	0.82
3:S:176:ALA:O	3:S:178:PHE:N	2.12	0.82
3:Q:77:ALA:O	3:Q:98:ARG:CZ	2.27	0.82
3:G:77:ALA:O	3:G:98:ARG:CZ	2.27	0.82
3:P:74:LEU:HD22	3:P:98:ARG:HB2	1.61	0.82
3:J:185:HIS:CB	3:J:189:THR:N	2.42	0.82
3:K:176:ALA:HB1	3:K:177:PRO:CD	2.09	0.82

Continued on next page...

Continued from previous page...

Atom-1	Atom-2	Interatomic distance (Å)	Clash overlap (Å)
3:G:54:LYS:HE3	3:G:140:LEU:HD23	1.61	0.82
3:Q:264:ASN:CG	3:R:251:LEU:HD21	2.00	0.82
3:D:249:ILE:HG22	3:D:250:ASN:N	1.94	0.82
3:A:51:LYS:O	3:A:55:SER:HB2	1.79	0.82
3:J:432:GLN:HA	3:J:432:GLN:HE21	1.44	0.82
3:T:219:HIS:HA	3:T:222:SER:HB3	1.62	0.82
3:J:8:PHE:CZ	3:K:255:GLU:CA	2.63	0.82
2:X:89:C:H41	3:M:323:ARG:HE	1.26	0.82
3:N:205:PHE:O	3:N:209:THR:HG22	1.79	0.82
3:B:77:ALA:HB1	3:B:220:LEU:HD21	1.62	0.82
3:N:65:LEU:HD21	3:N:119:ASN:HB3	1.60	0.82
3:N:98:ARG:HD2	3:N:98:ARG:H	1.44	0.82
3:L:323:ARG:HD3	3:L:323:ARG:C	2.00	0.82
3:V:20:GLU:CD	3:V:20:GLU:N	2.32	0.82
3:B:417:LYS:H	3:B:420:HIS:HD2	1.28	0.82
3:C:54:LYS:HE3	3:C:140:LEU:HD23	1.61	0.82
3:V:206:LEU:HA	3:V:209:THR:HG22	1.62	0.82
3:V:249:ILE:HG22	3:V:250:ASN:N	1.94	0.82
3:F:38:LYS:HE2	3:F:39:PRO:HD2	1.62	0.82
3:E:122:LEU:HD22	3:R:122:LEU:HD22	1.60	0.82
3:F:417:LYS:H	3:F:420:HIS:HD2	0.88	0.82
3:J:363:GLU:O	3:J:367:GLN:HG2	1.80	0.82
3:C:8:PHE:CE2	3:D:255:GLU:HA	2.15	0.82
3:Q:63:ALA:HB3	3:Q:65:LEU:HD13	1.60	0.82
3:B:248:GLN:HG2	3:B:249:ILE:N	1.94	0.81
1:W:7:C:H5'	3:E:235:ASP:OD2	1.80	0.81
3:U:77:ALA:HB3	3:U:98:ARG:HH12	1.44	0.81
3:S:73:TYR:HD2	3:S:210:TYR:HH	0.84	0.81
3:A:122:LEU:CD2	3:V:122:LEU:HD22	2.10	0.81
3:I:32:ALA:HB2	3:I:277:GLN:NE2	1.94	0.81
3:F:323:ARG:HD3	3:F:323:ARG:C	2.01	0.81
3:S:176:ALA:C	3:S:178:PHE:H	1.84	0.81
3:A:38:LYS:HE2	3:A:38:LYS:HA	1.63	0.81
3:H:323:ARG:HD3	3:H:323:ARG:C	2.00	0.81
3:P:38:LYS:HE2	3:P:39:PRO:CD	2.10	0.81
3:F:65:LEU:HD21	3:F:119:ASN:HB3	1.61	0.81
3:L:128:LEU:HD11	3:L:130:ARG:HE	1.43	0.81
3:L:340:VAL:HG13	3:L:416:LEU:HD12	1.61	0.81
3:L:255:GLU:CA	3:V:8:PHE:HZ	1.77	0.81
3:M:249:ILE:CG2	3:M:319:MET:HE1	2.10	0.81
3:K:56:VAL:HG11	3:K:123:THR:OG1	1.80	0.81

Continued on next page...

Continued from previous page...

Atom-1	Atom-2	Interatomic distance (Å)	Clash overlap (Å)
3:B:340:VAL:HG13	3:B:416:LEU:CD1	2.09	0.81
3:K:417:LYS:H	3:K:420:HIS:HD2	1.28	0.81
3:R:46:ALA:HB1	3:R:50:ASN:OD1	1.81	0.81
3:J:308:VAL:HG12	3:J:312:ILE:HD11	1.62	0.81
3:P:189:THR:CG2	3:P:192:LYS:CG	2.58	0.81
3:Q:38:LYS:HE2	3:Q:39:PRO:HD2	1.62	0.81
3:P:287:ILE:HG13	3:P:288:HIS:CD2	2.15	0.81
3:L:54:LYS:HE3	3:L:140:LEU:CD2	2.11	0.81
3:K:53:TYR:HD1	3:K:121:ALA:O	1.61	0.81
3:B:176:ALA:CB	3:B:177:PRO:HD2	2.11	0.81
3:J:249:ILE:HD11	3:J:321:GLN:HG3	1.60	0.81
3:J:77:ALA:HB1	3:J:220:LEU:HD21	1.62	0.81
3:S:323:ARG:C	3:S:323:ARG:HD3	2.00	0.81
3:J:54:LYS:HE3	3:J:140:LEU:HD23	1.62	0.81
3:Q:57:LEU:HD22	3:Q:194:CYS:SG	2.21	0.81
3:H:122:LEU:HD22	3:O:122:LEU:HD21	1.61	0.81
3:G:417:LYS:H	3:G:420:HIS:HD2	1.24	0.81
3:D:20:GLU:OE1	3:D:20:GLU:N	2.13	0.81
3:Q:216:ARG:HG3	3:Q:217:ILE:HD12	1.61	0.81
3:N:169:ILE:HG22	3:N:226:VAL:CG1	2.10	0.81
3:H:49:LEU:HD22	3:H:52:ALA:HB2	1.63	0.81
3:K:54:LYS:HE3	3:K:140:LEU:CD2	2.09	0.81
3:V:57:LEU:HD23	3:V:57:LEU:C	2.01	0.81
3:O:54:LYS:HE3	3:O:140:LEU:HD23	1.62	0.81
3:E:51:LYS:O	3:E:55:SER:HB2	1.81	0.81
3:M:249:ILE:HG23	3:M:319:MET:CE	2.10	0.80
3:I:216:ARG:HG3	3:I:217:ILE:HD12	1.63	0.80
3:B:33:ILE:HD12	3:B:88:ASP:HB2	1.60	0.80
3:K:54:LYS:HG3	3:K:140:LEU:HD21	1.63	0.80
3:H:340:VAL:HG13	3:H:416:LEU:CD1	2.10	0.80
3:P:182:VAL:HB	3:P:190:THR:HG21	1.62	0.80
3:D:8:PHE:CZ	3:E:255:GLU:CA	2.63	0.80
3:M:264:ASN:OD1	3:N:251:LEU:HD21	1.81	0.80
3:O:266:GLU:OE2	3:P:358:ARG:HD2	1.81	0.80
3:D:38:LYS:HE2	3:D:39:PRO:HD2	1.63	0.80
3:N:249:ILE:HG22	3:N:250:ASN:N	1.96	0.80
3:A:77:ALA:CB	3:A:98:ARG:NH2	2.42	0.80
3:K:248:GLN:HG2	3:K:249:ILE:H	1.47	0.80
3:B:264:ASN:HD21	3:C:251:LEU:CD2	1.93	0.80
3:E:176:ALA:HB1	3:E:177:PRO:CD	2.12	0.80
3:K:5:LYS:HZ3	3:K:5:LYS:N	1.79	0.80

Continued on next page...

Continued from previous page...

Atom-1	Atom-2	Interatomic distance (Å)	Clash overlap (Å)
3:L:20:GLU:OE1	3:L:20:GLU:N	2.15	0.80
3:V:189:THR:HB	3:V:193:MET:HG2	1.63	0.80
3:A:248:GLN:HG2	3:A:249:ILE:N	1.94	0.80
3:B:6:ILE:HD12	3:B:6:ILE:O	1.80	0.80
3:U:340:VAL:HG13	3:U:416:LEU:CD1	2.11	0.80
3:M:189:THR:HG22	3:M:192:LYS:CB	2.06	0.80
3:B:172:ILE:CD1	3:B:226:VAL:HG21	2.10	0.80
3:Q:277:GLN:N	3:Q:277:GLN:OE1	2.15	0.80
3:O:417:LYS:H	3:O:420:HIS:CD2	1.99	0.80
3:G:122:LEU:HD21	3:P:122:LEU:HD22	1.63	0.80
3:U:77:ALA:O	3:U:98:ARG:CZ	2.27	0.80
3:U:93:GLY:O	3:U:94:ILE:HG23	1.81	0.80
3:T:205:PHE:O	3:T:209:THR:HG22	1.82	0.80
3:S:163:THR:HG22	3:S:192:LYS:NZ	1.96	0.80
3:L:189:THR:CG2	3:L:192:LYS:HB3	2.12	0.80
3:O:32:ALA:HB2	3:O:277:GLN:HE22	1.47	0.80
3:T:410:MET:CE	3:T:410:MET:HA	2.11	0.80
3:T:197:TRP:CD1	3:T:198:SER:N	2.50	0.80
3:I:189:THR:HG23	3:I:192:LYS:HB3	1.61	0.80
3:J:340:VAL:HG22	3:J:416:LEU:CD1	2.12	0.80
3:L:182:VAL:HB	3:L:190:THR:HG21	1.64	0.80
3:N:146:SER:HB2	3:N:169:ILE:HD12	1.62	0.80
3:D:194:CYS:C	3:D:196:ASN:H	1.83	0.80
3:T:183:GLU:O	3:T:184:HIS:O	2.01	0.79
3:Q:49:LEU:HD22	3:Q:52:ALA:HB2	1.62	0.79
3:G:185:HIS:C	3:G:189:THR:N	2.34	0.79
3:D:264:ASN:ND2	3:E:251:LEU:HD21	1.94	0.79
3:L:31:PRO:HD2	3:L:277:GLN:CG	2.12	0.79
3:I:417:LYS:H	3:I:420:HIS:CD2	1.98	0.79
3:A:20:GLU:N	3:A:20:GLU:CD	2.35	0.79
3:S:73:TYR:HD2	3:S:210:TYR:OH	1.65	0.79
3:H:87:GLU:HG2	3:H:284:SER:HA	1.63	0.79
3:N:21:ILE:HB	3:O:280:ALA:HB2	1.62	0.79
3:P:340:VAL:HG13	3:P:416:LEU:CD1	2.13	0.79
3:Q:164:ASN:O	3:Q:168:ARG:HG3	1.83	0.79
3:N:185:HIS:C	3:N:189:THR:N	2.36	0.79
3:A:197:TRP:HD1	3:A:198:SER:N	1.80	0.79
3:E:264:ASN:HD21	3:F:251:LEU:HD22	1.47	0.79
3:U:31:PRO:HD2	3:U:277:GLN:CG	2.12	0.79
3:U:31:PRO:HD2	3:U:277:GLN:HG3	1.64	0.79
3:O:248:GLN:HG2	3:O:249:ILE:N	1.97	0.79

Continued on next page...

Continued from previous page...

Atom-1	Atom-2	Interatomic distance (Å)	Clash overlap (Å)
3:I:249:ILE:HG22	3:I:250:ASN:N	1.96	0.79
3:L:5:LYS:HB2	3:L:5:LYS:NZ	1.96	0.79
3:M:262:HIS:CE1	3:N:251:LEU:HD23	2.17	0.79
3:D:65:LEU:HD21	3:D:119:ASN:HB3	1.63	0.79
3:T:6:ILE:HD12	3:T:7:VAL:H	1.48	0.79
3:L:264:ASN:HD21	3:M:251:LEU:HD21	1.45	0.79
3:K:189:THR:HG22	3:K:192:LYS:CB	2.11	0.79
3:U:249:ILE:HG23	3:U:319:MET:CE	2.12	0.79
3:F:172:ILE:HD12	3:F:226:VAL:HG21	1.63	0.79
3:J:74:LEU:HD22	3:J:98:ARG:HB2	1.62	0.79
3:A:340:VAL:HA	3:A:416:LEU:HD11	1.63	0.79
3:D:74:LEU:HD22	3:D:98:ARG:HB2	1.63	0.79
3:C:77:ALA:CB	3:C:98:ARG:NH2	2.42	0.79
3:V:248:GLN:HG2	3:V:249:ILE:N	1.97	0.79
3:S:182:VAL:HB	3:S:190:THR:HG21	1.64	0.79
3:M:206:LEU:HA	3:M:209:THR:CG2	2.13	0.79
3:F:74:LEU:HA	3:F:98:ARG:HD3	1.64	0.79
3:P:77:ALA:HB3	3:P:98:ARG:HH12	1.44	0.79
3:S:8:PHE:CZ	3:T:255:GLU:CA	2.65	0.79
3:K:323:ARG:HD3	3:K:323:ARG:C	2.03	0.79
3:O:249:ILE:HG22	3:O:250:ASN:H	1.47	0.79
3:B:63:ALA:O	3:B:197:TRP:HH2	1.64	0.79
3:M:77:ALA:HB3	3:M:98:ARG:CZ	2.12	0.79
3:U:176:ALA:CB	3:U:177:PRO:HD2	2.09	0.79
3:H:71:CYS:O	3:H:74:LEU:HG	1.82	0.79
3:G:56:VAL:HG11	3:G:123:THR:OG1	1.82	0.79
3:D:57:LEU:HD21	3:D:144:LEU:HD21	1.65	0.79
3:U:46:ALA:HB1	3:U:50:ASN:OD1	1.82	0.79
3:I:197:TRP:CD1	3:I:198:SER:N	2.51	0.79
3:V:183:GLU:O	3:V:190:THR:CG2	2.31	0.79
3:E:77:ALA:HB3	3:E:98:ARG:HH22	1.48	0.79
3:T:248:GLN:HG2	3:T:249:ILE:N	1.97	0.79
3:G:56:VAL:CG1	3:G:123:THR:OG1	2.31	0.79
3:U:219:HIS:HA	3:U:222:SER:HB3	1.63	0.78
3:H:197:TRP:CD1	3:H:198:SER:N	2.51	0.78
3:E:323:ARG:C	3:E:323:ARG:HD3	2.04	0.78
3:E:26:HIS:O	3:E:27:GLU:HB3	1.82	0.78
3:A:176:ALA:CB	3:A:177:PRO:HD2	2.12	0.78
3:H:77:ALA:HB3	3:H:98:ARG:HH22	1.46	0.78
3:I:10:VAL:O	3:I:11:ASN:HB2	1.83	0.78
3:D:252:THR:HG22	3:D:253:ALA:H	1.48	0.78

Continued on next page...

Continued from previous page...

Atom-1	Atom-2	Interatomic distance (Å)	Clash overlap (Å)
3:A:268:GLU:HB3	3:A:305:VAL:HG23	1.62	0.78
3:O:21:ILE:HB	3:P:280:ALA:HB2	1.63	0.78
3:U:128:LEU:HD11	3:U:130:ARG:HE	1.48	0.78
3:P:146:SER:CB	3:P:169:ILE:HD12	2.10	0.78
3:R:38:LYS:CE	3:R:39:PRO:HD2	2.11	0.78
3:B:176:ALA:HB1	3:B:177:PRO:CD	2.12	0.78
3:F:77:ALA:CB	3:F:98:ARG:HH22	1.94	0.78
3:H:197:TRP:HD1	3:H:198:SER:N	1.80	0.78
3:S:249:ILE:CG2	3:S:319:MET:SD	2.71	0.78
3:R:32:ALA:HB2	3:R:277:GLN:NE2	1.97	0.78
3:F:277:GLN:OE1	3:F:277:GLN:N	2.15	0.78
3:O:264:ASN:ND2	3:P:251:LEU:HD21	1.96	0.78
3:Q:66:ASP:HB2	3:Q:67:PRO:HD3	1.65	0.78
3:V:74:LEU:HD22	3:V:98:ARG:HB2	1.66	0.78
3:T:38:LYS:HE2	3:T:39:PRO:CD	2.12	0.78
2:X:65:C:C2'	2:X:66:C:H5'	2.12	0.78
3:F:57:LEU:HD23	3:F:57:LEU:O	1.83	0.78
3:C:37:LYS:O	3:C:39:PRO:HD3	1.83	0.78
3:Q:42:THR:O	3:Q:43:LEU:O	2.01	0.78
3:I:124:GLY:HA2	3:N:122:LEU:HD22	1.63	0.78
3:J:323:ARG:HD3	3:J:324:SER:N	1.98	0.78
3:M:56:VAL:HG12	3:M:59:GLY:HA3	1.65	0.78
3:V:205:PHE:O	3:V:209:THR:HG22	1.83	0.78
3:F:248:GLN:HG2	3:F:249:ILE:N	1.99	0.78
3:V:54:LYS:HE3	3:V:140:LEU:CD2	2.13	0.78
3:I:20:GLU:HB2	3:J:254:ARG:HD2	1.64	0.78
3:C:53:TYR:O	3:C:56:VAL:HG23	1.83	0.78
3:O:8:PHE:CZ	3:P:255:GLU:CA	2.66	0.78
3:U:249:ILE:HG21	3:U:319:MET:HE1	1.65	0.78
3:T:417:LYS:H	3:T:420:HIS:CD2	1.97	0.78
3:K:176:ALA:CB	3:K:177:PRO:HD2	2.13	0.78
3:N:169:ILE:HG22	3:N:226:VAL:HG11	1.65	0.78
3:R:323:ARG:HD3	3:R:324:SER:N	1.99	0.78
3:G:415:ARG:HG3	3:H:351:GLY:O	1.83	0.78
3:F:264:ASN:HD21	3:G:251:LEU:HD22	1.48	0.78
3:U:176:ALA:HB1	3:U:177:PRO:CD	2.12	0.78
3:L:249:ILE:HD11	3:L:321:GLN:HG3	1.66	0.78
3:N:77:ALA:CB	3:N:98:ARG:NH2	2.47	0.78
2:X:1:C:C4	3:L:157:ASN:CB	2.66	0.78
3:T:10:VAL:HG12	3:T:11:ASN:N	1.97	0.78
3:C:74:LEU:HD22	3:C:98:ARG:HB2	1.66	0.78

Continued on next page...

Continued from previous page...

Atom-1	Atom-2	Interatomic distance (Å)	Clash overlap (Å)
3:M:278:GLU:HB3	3:M:281:VAL:HB	1.66	0.78
3:K:172:ILE:HD12	3:K:226:VAL:HG21	1.65	0.78
3:J:77:ALA:O	3:J:98:ARG:CZ	2.31	0.78
3:Q:153:ILE:HD12	3:Q:153:ILE:H	1.49	0.78
3:P:51:LYS:O	3:P:55:SER:HB2	1.84	0.78
3:P:268:GLU:HB3	3:P:305:VAL:HG23	1.65	0.78
3:R:54:LYS:HE3	3:R:140:LEU:HD23	1.66	0.78
3:C:66:ASP:HB2	3:C:67:PRO:HD3	1.66	0.78
1:W:66:A:O2'	1:W:67:C:H5'	1.84	0.78
3:L:63:ALA:HB3	3:L:65:LEU:HD13	1.65	0.78
3:S:194:CYS:C	3:S:196:ASN:H	1.87	0.78
3:Q:8:PHE:CZ	3:R:255:GLU:CA	2.58	0.77
3:R:74:LEU:HD22	3:R:98:ARG:HB2	1.65	0.77
3:E:38:LYS:CE	3:E:39:PRO:HD2	2.14	0.77
3:U:182:VAL:HB	3:U:190:THR:HG21	1.65	0.77
3:Q:417:LYS:H	3:Q:420:HIS:CD2	2.01	0.77
3:D:417:LYS:H	3:D:420:HIS:HD2	1.31	0.77
3:V:87:GLU:HG2	3:V:284:SER:CA	2.12	0.77
3:I:249:ILE:HG23	3:I:319:MET:CE	2.14	0.77
3:N:31:PRO:HD2	3:N:277:GLN:HG3	1.65	0.77
3:C:176:ALA:CB	3:C:177:PRO:HD2	2.15	0.77
3:C:176:ALA:HB1	3:C:177:PRO:CD	2.14	0.77
3:A:185:HIS:C	3:A:189:THR:N	2.37	0.77
3:N:8:PHE:CZ	3:O:255:GLU:HA	2.19	0.77
3:V:54:LYS:HE3	3:V:140:LEU:HD23	1.65	0.77
3:E:81:PHE:HZ	3:E:85:CYS:HB2	1.49	0.77
3:N:246:ILE:HG13	3:N:247:LYS:N	1.98	0.77
3:O:163:THR:HG22	3:O:192:LYS:NZ	1.98	0.77
3:P:197:TRP:CD1	3:P:198:SER:N	2.52	0.77
3:B:32:ALA:HB2	3:B:277:GLN:HE22	1.48	0.77
3:R:434:ARG:HB3	3:R:435:PRO:HD2	1.65	0.77
3:U:97:ALA:O	3:U:99:LYS:N	2.16	0.77
3:Q:189:THR:CG2	3:Q:192:LYS:HB3	2.15	0.77
3:J:71:CYS:O	3:J:74:LEU:HG	1.83	0.77
3:L:268:GLU:HB3	3:L:305:VAL:HG23	1.66	0.77
3:C:65:LEU:HD21	3:C:119:ASN:HB3	1.65	0.77
3:B:240:VAL:O	3:B:243:THR:HG22	1.85	0.77
3:N:66:ASP:HB2	3:N:67:PRO:HD3	1.64	0.77
3:V:38:LYS:HG3	3:V:292:LEU:HB3	1.66	0.77
3:T:253:ALA:O	3:T:254:ARG:HG2	1.83	0.77
3:F:10:VAL:HG12	3:F:11:ASN:H	1.48	0.77

Continued on next page...

Continued from previous page...

Atom-1	Atom-2	Interatomic distance (Å)	Clash overlap (Å)
3:V:176:ALA:HB3	3:V:177:PRO:HD2	1.67	0.77
3:N:57:LEU:HD23	3:N:194:CYS:SG	2.25	0.77
3:P:8:PHE:HZ	3:Q:255:GLU:CA	1.98	0.77
3:F:74:LEU:HD22	3:F:98:ARG:HB2	1.65	0.77
3:P:194:CYS:C	3:P:196:ASN:H	1.88	0.77
3:P:287:ILE:HG13	3:P:288:HIS:HD2	1.50	0.77
3:E:151:SER:OG	3:E:198:SER:HA	1.84	0.77
3:U:8:PHE:CZ	3:V:255:GLU:CA	2.65	0.77
3:T:216:ARG:HG2	3:T:216:ARG:HH11	1.50	0.77
3:L:410:MET:CE	3:L:410:MET:HA	2.15	0.77
3:V:219:HIS:HA	3:V:222:SER:HB3	1.66	0.77
3:E:253:ALA:C	3:E:255:GLU:H	1.88	0.77
3:U:54:LYS:HE3	3:U:140:LEU:CD2	2.14	0.77
3:V:206:LEU:HA	3:V:209:THR:CG2	2.14	0.77
3:B:35:ASP:O	3:B:36:LEU:HG	1.84	0.77
3:F:313:HIS:ND1	3:F:324:SER:HB3	2.00	0.77
3:F:128:LEU:HD11	3:F:130:ARG:HE	1.50	0.77
3:J:63:ALA:HB3	3:J:65:LEU:HD13	1.65	0.77
3:G:74:LEU:HA	3:G:98:ARG:HD3	1.68	0.76
3:V:169:ILE:HG22	3:V:226:VAL:HG11	1.65	0.76
3:T:249:ILE:HG22	3:T:250:ASN:N	2.00	0.76
3:I:54:LYS:HE3	3:I:140:LEU:CD2	2.15	0.76
3:O:313:HIS:ND1	3:O:324:SER:HB3	2.00	0.76
3:O:26:HIS:O	3:O:27:GLU:HB3	1.85	0.76
3:P:163:THR:HG22	3:P:192:LYS:NZ	1.99	0.76
3:J:169:ILE:HG22	3:J:226:VAL:CG1	2.15	0.76
3:A:163:THR:HG22	3:A:192:LYS:HZ2	1.50	0.76
3:P:38:LYS:HE2	3:P:39:PRO:HD2	1.68	0.76
3:M:25:GLN:HG2	3:N:282:PRO:HG3	1.66	0.76
3:M:249:ILE:HG22	3:M:250:ASN:N	2.01	0.76
3:G:169:ILE:HG22	3:G:226:VAL:CG1	2.16	0.76
3:M:264:ASN:HD21	3:N:251:LEU:HD21	1.45	0.76
3:S:249:ILE:HG23	3:S:319:MET:SD	2.25	0.76
3:M:417:LYS:H	3:M:420:HIS:HD2	1.33	0.76
3:K:50:ASN:N	3:K:50:ASN:HD22	1.83	0.76
3:P:249:ILE:HD11	3:P:321:GLN:HG3	1.67	0.76
3:L:205:PHE:O	3:L:209:THR:CG2	2.30	0.76
3:D:416:LEU:HD12	3:D:416:LEU:H	1.51	0.76
3:Q:189:THR:HG22	3:Q:192:LYS:HB3	1.65	0.76
3:J:185:HIS:HB2	3:J:189:THR:N	2.00	0.76
3:G:403:GLU:N	3:G:403:GLU:OE1	2.18	0.76

Continued on next page...

Continued from previous page...

Atom-1	Atom-2	Interatomic distance (Å)	Clash overlap (Å)
3:S:268:GLU:HB3	3:S:305:VAL:HG23	1.67	0.76
3:T:20:GLU:N	3:T:20:GLU:CD	2.39	0.76
3:R:176:ALA:CB	3:R:177:PRO:HD2	2.14	0.76
3:R:66:ASP:HB2	3:R:67:PRO:HD3	1.66	0.76
3:M:264:ASN:HD21	3:N:251:LEU:CD1	1.98	0.76
3:L:50:ASN:HD22	3:L:50:ASN:H	1.34	0.76
3:S:146:SER:HB2	3:S:169:ILE:HD12	1.67	0.76
3:I:57:LEU:CD2	3:I:194:CYS:SG	2.74	0.76
3:F:10:VAL:HG12	3:F:11:ASN:N	2.00	0.76
3:S:264:ASN:HD21	3:T:251:LEU:HD22	1.50	0.76
3:J:146:SER:HB2	3:J:169:ILE:HD12	1.67	0.76
3:F:77:ALA:HB1	3:F:220:LEU:HD21	1.68	0.76
3:U:249:ILE:CG2	3:U:319:MET:HE1	2.14	0.76
3:K:77:ALA:HB3	3:K:98:ARG:NH2	2.00	0.76
3:I:323:ARG:HD3	3:I:324:SER:N	2.01	0.76
3:P:20:GLU:N	3:P:20:GLU:CD	2.35	0.76
3:T:77:ALA:HB1	3:T:220:LEU:HD21	1.68	0.76
3:J:264:ASN:ND2	3:K:251:LEU:CD2	2.45	0.76
3:F:33:ILE:HB	3:F:88:ASP:HB3	1.68	0.76
3:H:77:ALA:CB	3:H:98:ARG:HH22	1.99	0.76
3:B:53:TYR:HD1	3:B:121:ALA:O	1.68	0.76
3:B:5:LYS:NZ	3:B:5:LYS:HB2	1.99	0.76
3:F:182:VAL:HB	3:F:190:THR:HG21	1.66	0.76
3:Q:264:ASN:OD1	3:R:251:LEU:HD21	1.85	0.76
3:P:77:ALA:HB3	3:P:98:ARG:HH22	1.49	0.76
3:I:249:ILE:HG23	3:I:319:MET:SD	2.25	0.76
3:I:189:THR:HG22	3:I:192:LYS:CB	2.16	0.76
3:A:46:ALA:HB1	3:A:50:ASN:OD1	1.85	0.76
3:Q:8:PHE:CE2	3:R:258:LEU:HD13	2.20	0.75
3:S:253:ALA:C	3:S:255:GLU:H	1.89	0.75
3:L:8:PHE:CZ	3:M:255:GLU:CB	2.69	0.75
3:N:176:ALA:HB1	3:N:177:PRO:CD	2.16	0.75
3:S:246:ILE:HG13	3:S:247:LYS:N	2.01	0.75
3:D:222:SER:C	3:D:224:ILE:H	1.89	0.75
3:C:51:LYS:O	3:C:55:SER:HB2	1.87	0.75
3:R:77:ALA:HB3	3:R:98:ARG:NH1	2.00	0.75
3:E:287:ILE:HG13	3:E:288:HIS:CD2	2.20	0.75
3:U:340:VAL:HG13	3:U:416:LEU:HD12	1.68	0.75
3:D:50:ASN:N	3:D:50:ASN:HD22	1.84	0.75
3:P:176:ALA:HB1	3:P:177:PRO:CD	2.15	0.75
3:B:74:LEU:HA	3:B:98:ARG:HD3	1.68	0.75

Continued on next page...

Continued from previous page...

Atom-1	Atom-2	Interatomic distance (Å)	Clash overlap (Å)
3:J:249:ILE:HG22	3:J:250:ASN:N	2.01	0.75
1:W:1:C:O2	1:W:1:C:H2'	1.85	0.75
3:E:81:PHE:CZ	3:E:85:CYS:HB2	2.20	0.75
3:V:211:ASP:HB2	3:V:228:THR:HB	1.68	0.75
3:L:38:LYS:HE2	3:L:39:PRO:HD2	1.68	0.75
3:H:340:VAL:HA	3:H:416:LEU:HD11	1.69	0.75
3:L:20:GLU:CD	3:L:20:GLU:N	2.36	0.75
3:P:246:ILE:HG13	3:P:247:LYS:N	2.01	0.75
3:P:249:ILE:CG2	3:P:319:MET:HE1	2.14	0.75
3:V:30:TYR:HB3	3:V:277:GLN:HE21	1.49	0.75
3:I:249:ILE:CG2	3:I:319:MET:HE1	2.10	0.75
3:O:146:SER:CB	3:O:169:ILE:HD12	2.13	0.75
2:X:40:C:H2'	2:X:41:A:H8	1.49	0.75
3:Q:85:CYS:HB3	3:Q:91:SER:HB2	1.68	0.75
3:A:206:LEU:HA	3:A:209:THR:HG22	1.66	0.75
3:P:33:ILE:HD12	3:P:88:ASP:HB2	1.67	0.75
3:A:98:ARG:H	3:A:98:ARG:HD2	1.51	0.75
3:K:248:GLN:HG2	3:K:249:ILE:N	2.01	0.75
3:O:205:PHE:O	3:O:209:THR:HG22	1.86	0.75
3:L:340:VAL:HA	3:L:416:LEU:HD11	1.68	0.75
3:K:417:LYS:H	3:K:420:HIS:CD2	2.04	0.75
3:S:340:VAL:HG22	3:S:416:LEU:HD11	1.67	0.75
3:E:33:ILE:HD12	3:E:88:ASP:HB2	1.66	0.75
3:M:248:GLN:CG	3:M:249:ILE:H	1.95	0.75
2:X:9:C:N3	2:X:11:C:H6	1.84	0.75
3:T:77:ALA:CB	3:T:98:ARG:HH22	1.93	0.74
3:H:77:ALA:HB3	3:H:98:ARG:NH1	2.02	0.74
3:U:323:ARG:C	3:U:323:ARG:HD3	2.08	0.74
3:O:248:GLN:HG2	3:O:249:ILE:H	1.51	0.74
3:P:50:ASN:HD22	3:P:50:ASN:H	1.34	0.74
3:G:434:ARG:HB3	3:G:435:PRO:HD2	1.69	0.74
3:I:249:ILE:CG1	3:I:319:MET:HE3	2.17	0.74
3:R:74:LEU:HD22	3:R:98:ARG:CB	2.16	0.74
3:N:77:ALA:O	3:N:98:ARG:CZ	2.35	0.74
3:K:172:ILE:HD11	3:K:226:VAL:HG21	1.69	0.74
3:A:189:THR:CG2	3:A:192:LYS:HB3	2.16	0.74
3:I:7:VAL:HG12	3:I:9:LYS:HE2	1.68	0.74
3:J:185:HIS:C	3:J:189:THR:N	2.40	0.74
3:S:313:HIS:ND1	3:S:324:SER:HB3	2.01	0.74
3:P:81:PHE:CZ	3:P:85:CYS:HB2	2.22	0.74
3:M:9:LYS:NZ	3:O:362:ASP:HA	2.02	0.74

Continued on next page...

Continued from previous page...

Atom-1	Atom-2	Interatomic distance (Å)	Clash overlap (Å)
3:P:172:ILE:HD12	3:P:226:VAL:HG21	1.69	0.74
3:L:38:LYS:HG3	3:L:292:LEU:HB3	1.69	0.74
3:N:50:ASN:O	3:N:54:LYS:HG2	1.87	0.74
3:D:74:LEU:HD22	3:D:98:ARG:CB	2.17	0.74
3:C:410:MET:CE	3:C:410:MET:HA	2.18	0.74
3:E:206:LEU:HA	3:E:209:THR:HG22	1.68	0.74
3:U:197:TRP:CD1	3:U:198:SER:N	2.56	0.74
3:G:54:LYS:HE3	3:G:140:LEU:CD2	2.17	0.74
3:O:49:LEU:HD22	3:O:52:ALA:HB2	1.69	0.74
3:N:290:ARG:HD2	3:N:295:SER:HB2	1.68	0.74
3:R:32:ALA:HB2	3:R:277:GLN:HE22	1.52	0.74
3:H:305:VAL:HG22	3:H:308:VAL:HB	1.69	0.74
3:J:323:ARG:HD3	3:J:323:ARG:C	2.07	0.74
3:V:77:ALA:HB3	3:V:98:ARG:NH2	2.01	0.74
3:M:223:ALA:O	3:M:226:VAL:HG23	1.88	0.74
3:E:176:ALA:CB	3:E:177:PRO:HD2	2.16	0.74
3:B:9:LYS:HD3	3:D:362:ASP:HA	1.68	0.74
3:I:295:SER:OG	3:I:296:GLY:N	2.19	0.74
3:B:8:PHE:CZ	3:C:255:GLU:CA	2.67	0.74
3:D:163:THR:HG22	3:D:192:LYS:NZ	2.02	0.74
3:L:251:LEU:HD22	3:V:264:ASN:HD21	1.51	0.74
3:I:77:ALA:CB	3:I:98:ARG:NH2	2.47	0.74
3:M:145:LEU:HD22	3:M:207:ALA:HA	1.68	0.74
3:H:74:LEU:HD22	3:H:98:ARG:HB2	1.68	0.74
2:X:20:C:C2'	2:X:21:C:H5''	2.17	0.74
3:Q:53:TYR:HD1	3:Q:121:ALA:O	1.71	0.74
3:M:268:GLU:HB3	3:M:305:VAL:HG23	1.69	0.74
3:H:63:ALA:HB3	3:H:65:LEU:HD13	1.68	0.74
3:I:253:ALA:C	3:I:255:GLU:H	1.88	0.74
3:G:189:THR:CG2	3:G:192:LYS:CG	2.65	0.74
3:G:77:ALA:HB3	3:G:98:ARG:HH22	1.53	0.74
3:U:249:ILE:CG2	3:U:319:MET:CE	2.66	0.74
3:D:53:TYR:HD1	3:D:121:ALA:O	1.71	0.74
3:V:51:LYS:O	3:V:55:SER:HB2	1.86	0.74
3:A:417:LYS:H	3:A:420:HIS:CD2	2.05	0.74
3:T:249:ILE:HG21	3:T:319:MET:HE1	1.69	0.74
3:I:54:LYS:HG3	3:I:140:LEU:HD21	1.70	0.74
3:P:417:LYS:H	3:P:420:HIS:CD2	2.04	0.74
3:A:197:TRP:CD1	3:A:198:SER:N	2.53	0.74
3:N:194:CYS:C	3:N:196:ASN:H	1.90	0.74
3:B:325:LEU:O	3:B:439:ALA:HB2	1.87	0.74

Continued on next page...

Continued from previous page...

Atom-1	Atom-2	Interatomic distance (Å)	Clash overlap (Å)
3:O:323:ARG:HD3	3:O:324:SER:N	2.03	0.74
2:X:7:A:H5''	3:V:235:ASP:CG	2.08	0.74
3:B:206:LEU:HA	3:B:209:THR:HG22	1.68	0.74
3:J:340:VAL:HG13	3:J:416:LEU:CD1	2.18	0.74
3:O:249:ILE:HG22	3:O:250:ASN:N	2.03	0.74
3:I:49:LEU:HD22	3:I:52:ALA:HB2	1.70	0.74
3:E:25:GLN:HG2	3:F:282:PRO:HG3	1.68	0.74
3:H:33:ILE:HB	3:H:88:ASP:HB3	1.68	0.74
3:I:176:ALA:CB	3:I:177:PRO:HD2	2.07	0.73
3:L:249:ILE:HG22	3:L:250:ASN:N	2.03	0.73
3:E:77:ALA:O	3:E:98:ARG:CZ	2.36	0.73
3:K:340:VAL:HG22	3:K:416:LEU:HD11	1.69	0.73
3:D:81:PHE:CZ	3:D:85:CYS:HB2	2.23	0.73
3:G:253:ALA:O	3:G:254:ARG:HG2	1.88	0.73
3:F:63:ALA:HB3	3:F:65:LEU:HD13	1.70	0.73
3:D:216:ARG:HG3	3:D:217:ILE:HD12	1.69	0.73
3:B:189:THR:CG2	3:B:192:LYS:CG	2.66	0.73
3:S:77:ALA:O	3:S:98:ARG:CZ	2.36	0.73
3:C:49:LEU:HD22	3:C:52:ALA:HB2	1.70	0.73
3:L:8:PHE:CZ	3:M:255:GLU:HA	2.22	0.73
3:B:54:LYS:C	3:B:56:VAL:H	1.90	0.73
3:F:249:ILE:HG22	3:F:250:ASN:H	1.52	0.73
3:A:189:THR:HG22	3:A:192:LYS:HB3	1.70	0.73
2:X:5:C:H2'	2:X:6:A:O4'	1.89	0.73
3:Q:268:GLU:HB3	3:Q:305:VAL:HG23	1.71	0.73
3:S:197:TRP:CD1	3:S:198:SER:N	2.56	0.73
3:G:182:VAL:HB	3:G:190:THR:HG21	1.71	0.73
3:V:253:ALA:C	3:V:255:GLU:H	1.92	0.73
3:Q:54:LYS:HD3	3:Q:69:ASP:OD2	1.88	0.73
3:O:182:VAL:HB	3:O:190:THR:CG2	2.16	0.73
3:V:56:VAL:HG11	3:V:123:THR:OG1	1.89	0.73
3:O:85:CYS:O	3:O:91:SER:HB2	1.88	0.73
3:U:38:LYS:HA	3:U:38:LYS:HE2	1.71	0.73
3:T:8:PHE:HZ	3:U:255:GLU:CB	2.01	0.73
3:L:50:ASN:ND2	3:L:50:ASN:N	2.36	0.73
3:S:176:ALA:HB1	3:S:177:PRO:HD2	1.70	0.73
3:T:30:TYR:HB3	3:T:277:GLN:NE2	2.02	0.73
3:M:194:CYS:C	3:M:196:ASN:H	1.91	0.73
3:B:54:LYS:HE3	3:B:140:LEU:CD2	2.19	0.73
3:S:249:ILE:HG21	3:S:319:MET:CE	2.19	0.73
3:U:77:ALA:HB3	3:U:98:ARG:NH2	2.03	0.73

Continued on next page...

Continued from previous page...

Atom-1	Atom-2	Interatomic distance (Å)	Clash overlap (Å)
3:S:77:ALA:CB	3:S:98:ARG:HH22	2.01	0.73
3:A:409:ILE:HG22	3:A:410:MET:HE2	1.70	0.73
3:Q:262:HIS:HE1	3:R:251:LEU:HD23	1.54	0.73
3:J:8:PHE:HZ	3:K:255:GLU:HA	1.52	0.73
3:A:417:LYS:H	3:A:420:HIS:HD2	1.35	0.73
3:I:25:GLN:HG2	3:J:282:PRO:HB3	1.70	0.73
3:O:66:ASP:HB2	3:O:67:PRO:HD3	1.71	0.73
3:R:8:PHE:HZ	3:S:255:GLU:CA	2.01	0.73
3:G:222:SER:C	3:G:224:ILE:H	1.92	0.73
3:T:249:ILE:HD11	3:T:321:GLN:HG3	1.71	0.73
3:E:77:ALA:HB3	3:E:98:ARG:HH12	1.53	0.73
3:C:60:MET:N	3:C:60:MET:SD	2.58	0.73
3:S:32:ALA:HB2	3:S:277:GLN:HE22	1.52	0.73
3:S:287:ILE:HG13	3:S:288:HIS:CD2	2.23	0.73
3:K:7:VAL:HG12	3:K:8:PHE:N	2.03	0.72
3:P:8:PHE:CZ	3:Q:255:GLU:CA	2.67	0.72
3:T:172:ILE:HD11	3:T:226:VAL:HG21	1.70	0.72
3:U:77:ALA:HB3	3:U:98:ARG:NH1	2.04	0.72
3:F:205:PHE:CD2	3:F:205:PHE:C	2.62	0.72
3:K:98:ARG:HD2	3:K:98:ARG:H	1.53	0.72
3:D:323:ARG:HD3	3:D:324:SER:N	2.04	0.72
3:D:54:LYS:HE3	3:D:140:LEU:HD23	1.71	0.72
3:I:133:THR:HG22	3:I:136:GLU:HG3	1.72	0.72
3:P:249:ILE:CG2	3:P:319:MET:CE	2.67	0.72
3:N:50:ASN:HD22	3:N:50:ASN:N	1.87	0.72
3:J:10:VAL:HG12	3:J:11:ASN:N	2.04	0.72
3:L:73:TYR:HD2	3:L:210:TYR:OH	1.69	0.72
3:N:85:CYS:HB3	3:N:91:SER:HB2	1.70	0.72
3:A:249:ILE:HG22	3:A:250:ASN:OD1	1.89	0.72
3:A:176:ALA:HB1	3:A:177:PRO:CD	2.15	0.72
3:Q:174:GLU:HB2	3:Q:180:LYS:HB2	1.69	0.72
3:S:211:ASP:HB2	3:S:228:THR:HB	1.72	0.72
3:B:268:GLU:HB3	3:B:305:VAL:HG23	1.71	0.72
3:A:249:ILE:HG22	3:A:250:ASN:N	2.04	0.72
3:G:169:ILE:HG22	3:G:226:VAL:HG11	1.70	0.72
3:T:253:ALA:C	3:T:255:GLU:H	1.90	0.72
3:F:93:GLY:O	3:F:94:ILE:HG23	1.89	0.72
3:R:37:LYS:HG3	3:R:89:TRP:CZ3	2.24	0.72
3:G:66:ASP:HB2	3:G:67:PRO:HD3	1.72	0.72
3:T:66:ASP:OD1	3:T:66:ASP:N	2.22	0.72
3:H:246:ILE:HG13	3:H:247:LYS:N	2.04	0.72

Continued on next page...

Continued from previous page...

Atom-1	Atom-2	Interatomic distance (Å)	Clash overlap (Å)
3:K:66:ASP:O	3:K:70:VAL:N	2.22	0.72
3:A:183:GLU:O	3:A:190:THR:HG22	1.89	0.72
3:S:31:PRO:HD2	3:S:277:GLN:HG3	1.69	0.72
3:V:7:VAL:C	3:V:8:PHE:CD1	2.63	0.72
2:X:1:C:C5	3:L:157:ASN:HB2	2.24	0.72
3:E:122:LEU:HD22	3:R:122:LEU:CD2	2.18	0.72
3:T:197:TRP:HD1	3:T:198:SER:N	1.87	0.72
3:D:49:LEU:HD22	3:D:52:ALA:HB2	1.72	0.72
3:D:262:HIS:CE1	3:E:251:LEU:HD23	2.25	0.72
3:J:20:GLU:CD	3:J:20:GLU:N	2.41	0.72
3:L:87:GLU:C	3:L:89:TRP:H	1.91	0.72
3:L:169:ILE:HD11	3:L:191:HIS:HE1	1.54	0.72
3:U:185:HIS:HB2	3:U:189:THR:N	2.05	0.72
3:E:169:ILE:HG22	3:E:226:VAL:HG11	1.70	0.72
3:O:32:ALA:HB2	3:O:277:GLN:NE2	2.05	0.72
3:E:53:TYR:HD1	3:E:121:ALA:O	1.72	0.72
3:K:20:GLU:CD	3:K:20:GLU:N	2.42	0.72
3:D:262:HIS:HE1	3:E:251:LEU:HD23	1.55	0.72
3:C:50:ASN:HD22	3:C:50:ASN:N	1.87	0.72
3:T:189:THR:CG2	3:T:192:LYS:HB3	2.19	0.72
3:H:398:GLU:HG3	3:H:399:THR:H	1.53	0.72
3:C:87:GLU:CG	3:C:284:SER:HA	2.09	0.72
3:T:98:ARG:HA	3:T:213:PHE:CD1	2.24	0.72
3:Q:66:ASP:HB2	3:Q:67:PRO:CD	2.20	0.72
2:X:1:C:N4	3:L:157:ASN:HB2	2.04	0.72
3:G:52:ALA:HA	3:G:126:MET:SD	2.29	0.72
3:T:410:MET:HA	3:T:410:MET:HE2	1.71	0.72
3:E:240:VAL:HA	3:E:243:THR:HG22	1.70	0.72
3:D:263:LYS:HE2	3:E:358:ARG:NH2	2.04	0.72
3:L:326:ASN:HD22	3:L:431:HIS:CE1	2.08	0.72
2:X:22:C:OP1	3:U:168:ARG:NH2	2.23	0.72
3:M:163:THR:HG22	3:M:192:LYS:HZ2	1.55	0.71
3:T:74:LEU:CD2	3:T:98:ARG:HB2	2.20	0.71
3:G:78:MET:O	3:G:220:LEU:HD22	1.89	0.71
3:L:323:ARG:HD3	3:L:324:SER:N	2.05	0.71
3:P:284:SER:O	3:P:287:ILE:HG12	1.90	0.71
3:T:323:ARG:HD3	3:T:324:SER:N	2.05	0.71
3:D:38:LYS:HE2	3:D:39:PRO:CD	2.19	0.71
3:T:313:HIS:ND1	3:T:324:SER:HB3	2.05	0.71
3:H:417:LYS:H	3:H:420:HIS:CD2	2.08	0.71
3:V:253:ALA:O	3:V:254:ARG:HG2	1.91	0.71

Continued on next page...

Continued from previous page...

Atom-1	Atom-2	Interatomic distance (Å)	Clash overlap (Å)
3:S:77:ALA:HB3	3:S:98:ARG:NH1	2.05	0.71
2:X:6:A:C8	2:X:6:A:H3'	2.25	0.71
3:I:133:THR:CG2	3:I:136:GLU:HG3	2.21	0.71
3:J:206:LEU:HA	3:J:209:THR:HG22	1.72	0.71
3:K:222:SER:O	3:K:224:ILE:N	2.23	0.71
3:H:8:PHE:HZ	3:I:255:GLU:CB	2.02	0.71
3:I:74:LEU:HD22	3:I:98:ARG:HB2	1.71	0.71
3:V:249:ILE:HD11	3:V:321:GLN:HG3	1.72	0.71
3:B:287:ILE:HG13	3:B:288:HIS:CD2	2.26	0.71
3:V:20:GLU:CD	3:V:20:GLU:H	1.93	0.71
3:O:63:ALA:HB3	3:O:65:LEU:HD13	1.72	0.71
3:M:9:LYS:HZ1	3:O:362:ASP:HA	1.56	0.71
3:T:277:GLN:OE1	3:T:277:GLN:N	2.23	0.71
3:H:417:LYS:H	3:H:420:HIS:HD2	1.38	0.71
3:H:66:ASP:HB2	3:H:67:PRO:HD3	1.73	0.71
3:L:417:LYS:H	3:L:420:HIS:CD2	2.08	0.71
3:D:66:ASP:O	3:D:70:VAL:N	2.22	0.71
3:L:264:ASN:ND2	3:M:251:LEU:HD21	2.02	0.71
3:C:146:SER:HB2	3:C:169:ILE:HD12	1.73	0.71
3:M:10:VAL:HG21	3:M:18:LYS:NZ	2.05	0.71
3:S:305:VAL:HG22	3:S:308:VAL:HB	1.73	0.71
3:H:81:PHE:HB3	3:H:94:ILE:HA	1.72	0.71
3:J:33:ILE:HD12	3:J:88:ASP:HB2	1.72	0.71
3:E:248:GLN:HG2	3:E:249:ILE:N	2.05	0.71
3:E:249:ILE:HG23	3:E:319:MET:SD	2.30	0.71
3:I:417:LYS:N	3:I:420:HIS:HD2	1.87	0.71
3:D:77:ALA:HB3	3:D:98:ARG:HH22	1.55	0.71
1:W:66:A:O2'	1:W:67:C:C5'	2.39	0.71
3:H:77:ALA:HB3	3:H:98:ARG:NH2	2.06	0.71
3:E:172:ILE:HD12	3:E:226:VAL:HG21	1.72	0.71
3:I:57:LEU:HD23	3:I:194:CYS:SG	2.31	0.71
3:A:205:PHE:CD2	3:A:205:PHE:O	2.43	0.71
3:F:184:HIS:O	3:F:189:THR:N	2.23	0.71
3:U:257:ILE:HD13	3:U:269:ILE:HD12	1.73	0.71
3:B:184:HIS:O	3:B:189:THR:N	2.23	0.71
3:M:66:ASP:HB2	3:M:67:PRO:CD	2.21	0.71
3:R:249:ILE:HD11	3:R:321:GLN:HG3	1.73	0.71
3:B:146:SER:HB2	3:B:169:ILE:HD12	1.72	0.71
3:C:185:HIS:C	3:C:189:THR:N	2.44	0.71
3:L:30:TYR:HB3	3:L:277:GLN:NE2	2.06	0.71
3:I:51:LYS:O	3:I:55:SER:HB2	1.90	0.71

Continued on next page...

Continued from previous page...

Atom-1	Atom-2	Interatomic distance (Å)	Clash overlap (Å)
3:J:74:LEU:HA	3:J:98:ARG:HD3	1.72	0.71
3:U:189:THR:CG2	3:U:192:LYS:HB3	2.21	0.71
3:O:77:ALA:HB3	3:O:98:ARG:HH12	1.56	0.71
3:F:257:ILE:HD13	3:F:269:ILE:HD12	1.72	0.71
3:M:344:TYR:CD2	3:M:409:ILE:CG1	2.73	0.71
3:Q:57:LEU:CD2	3:Q:194:CYS:SG	2.78	0.71
3:U:50:ASN:HD22	3:U:50:ASN:N	1.87	0.71
3:T:31:PRO:HD2	3:T:277:GLN:HE21	1.56	0.71
1:W:40:A:OP1	3:B:168:ARG:NH2	2.23	0.71
3:K:216:ARG:HG3	3:K:217:ILE:HD12	1.73	0.71
3:M:74:LEU:HA	3:M:98:ARG:HD3	1.73	0.71
3:C:46:ALA:HB1	3:C:50:ASN:OD1	1.91	0.71
3:P:77:ALA:CB	3:P:98:ARG:HH22	2.02	0.71
3:U:87:GLU:OE2	3:U:285:TYR:N	2.23	0.71
3:Q:340:VAL:HG22	3:Q:416:LEU:HD11	1.72	0.71
3:D:169:ILE:HG22	3:D:226:VAL:HG11	1.73	0.70
3:C:249:ILE:HG22	3:C:250:ASN:H	1.55	0.70
3:F:249:ILE:HG22	3:F:250:ASN:N	2.06	0.70
3:V:417:LYS:N	3:V:420:HIS:HD2	1.80	0.70
3:J:77:ALA:HB3	3:J:98:ARG:NH2	2.04	0.70
3:A:151:SER:OG	3:A:198:SER:HA	1.91	0.70
3:C:305:VAL:HG22	3:C:308:VAL:HB	1.72	0.70
3:S:323:ARG:HD3	3:S:324:SER:N	2.05	0.70
3:F:81:PHE:HB3	3:F:95:VAL:H	1.55	0.70
3:C:93:GLY:O	3:C:94:ILE:HG23	1.90	0.70
3:A:216:ARG:HG3	3:A:217:ILE:HD12	1.72	0.70
3:L:255:GLU:CB	3:V:8:PHE:HZ	2.04	0.70
3:A:77:ALA:HB3	3:A:98:ARG:CZ	2.22	0.70
3:Q:176:ALA:HB1	3:Q:177:PRO:CD	2.21	0.70
3:I:223:ALA:O	3:I:226:VAL:HG23	1.90	0.70
3:J:189:THR:HG23	3:J:192:LYS:HB3	1.72	0.70
3:S:77:ALA:HB3	3:S:98:ARG:HH22	1.56	0.70
3:U:20:GLU:N	3:U:20:GLU:OE1	2.24	0.70
3:J:366:LEU:O	3:J:366:LEU:HD23	1.91	0.70
3:H:185:HIS:C	3:H:189:THR:N	2.44	0.70
3:D:169:ILE:HG22	3:D:226:VAL:CG1	2.21	0.70
1:W:67:C:N3	1:W:68:C:C4	2.60	0.70
3:G:219:HIS:O	3:G:219:HIS:ND1	2.25	0.70
3:H:74:LEU:HA	3:H:98:ARG:HD3	1.73	0.70
3:P:305:VAL:HG22	3:P:308:VAL:HB	1.71	0.70
3:L:410:MET:HE2	3:L:410:MET:HA	1.72	0.70

Continued on next page...

Continued from previous page...

Atom-1	Atom-2	Interatomic distance (Å)	Clash overlap (Å)
3:G:180:LYS:HE2	3:G:182:VAL:O	1.92	0.70
3:D:52:ALA:HA	3:D:126:MET:SD	2.31	0.70
3:G:325:LEU:HD23	3:G:431:HIS:CD2	2.26	0.70
3:M:189:THR:HG22	3:M:192:LYS:C	2.11	0.70
3:C:87:GLU:OE2	3:C:285:TYR:N	2.23	0.70
3:I:175:THR:HG23	3:I:176:ALA:H	1.55	0.70
3:B:73:TYR:OH	3:B:98:ARG:NH2	2.24	0.70
3:N:63:ALA:HB3	3:N:65:LEU:CD1	2.18	0.70
3:U:249:ILE:HG22	3:U:250:ASN:H	1.56	0.70
3:L:87:GLU:O	3:L:89:TRP:N	2.24	0.70
3:O:43:LEU:HG	3:O:44:GLY:H	1.56	0.70
3:I:373:GLU:O	3:I:374:LEU:HB2	1.89	0.70
3:G:8:PHE:HE2	3:H:255:GLU:HA	1.49	0.70
3:I:175:THR:HG23	3:I:176:ALA:N	2.07	0.70
3:J:313:HIS:ND1	3:J:324:SER:HB3	2.06	0.70
3:L:37:LYS:O	3:L:39:PRO:HD3	1.91	0.70
3:I:250:ASN:N	3:I:250:ASN:OD1	2.24	0.70
3:F:79:GLN:HB3	3:F:217:ILE:HG21	1.74	0.70
3:F:223:ALA:O	3:F:226:VAL:HG23	1.91	0.70
3:U:66:ASP:HB2	3:U:67:PRO:HD3	1.74	0.70
3:L:223:ALA:O	3:L:226:VAL:HG23	1.91	0.70
3:B:35:ASP:OD2	3:B:89:TRP:CD1	2.43	0.70
3:G:249:ILE:HG22	3:G:250:ASN:H	1.56	0.70
3:R:50:ASN:HD22	3:R:50:ASN:N	1.88	0.70
3:O:313:HIS:HB3	3:O:324:SER:HB2	1.74	0.70
3:Q:74:LEU:HD22	3:Q:98:ARG:HB2	1.73	0.70
3:N:172:ILE:HD12	3:N:226:VAL:HG21	1.72	0.70
3:V:50:ASN:N	3:V:50:ASN:HD22	1.90	0.70
3:P:338:MET:HE2	3:P:338:MET:HA	1.74	0.70
3:T:262:HIS:HE1	3:U:251:LEU:HD22	1.56	0.70
3:Q:10:VAL:HG12	3:Q:11:ASN:H	1.56	0.70
3:A:97:ALA:O	3:A:99:LYS:N	2.24	0.70
3:T:53:TYR:CD2	3:T:54:LYS:N	2.60	0.70
3:P:145:LEU:HD22	3:P:207:ALA:HA	1.73	0.70
3:U:74:LEU:HD22	3:U:98:ARG:CB	2.22	0.70
3:A:169:ILE:HG22	3:A:226:VAL:CG1	2.20	0.70
3:C:403:GLU:HG3	3:D:357:ARG:HH12	1.55	0.70
3:G:240:VAL:O	3:G:243:THR:HG22	1.92	0.70
3:B:249:ILE:CG2	3:B:319:MET:HE1	2.20	0.70
3:L:65:LEU:HD21	3:L:119:ASN:CB	2.20	0.70
3:F:177:PRO:HB2	3:F:221:TYR:CE2	2.27	0.70

Continued on next page...

Continued from previous page...

Atom-1	Atom-2	Interatomic distance (Å)	Clash overlap (Å)
3:K:87:GLU:OE2	3:K:285:TYR:N	2.25	0.70
3:P:97:ALA:O	3:P:99:LYS:N	2.19	0.70
3:R:63:ALA:HB3	3:R:65:LEU:HD13	1.72	0.70
3:O:268:GLU:HB3	3:O:305:VAL:HG23	1.73	0.70
3:M:249:ILE:HG21	3:M:319:MET:HE1	1.73	0.70
2:X:89:C:H41	3:M:323:ARG:NE	1.90	0.70
3:I:54:LYS:NZ	3:I:69:ASP:OD1	2.23	0.70
3:V:219:HIS:CD2	3:V:222:SER:OG	2.43	0.70
3:G:51:LYS:O	3:G:55:SER:HB2	1.89	0.70
3:U:63:ALA:HB3	3:U:65:LEU:CD1	2.21	0.70
3:P:206:LEU:HA	3:P:209:THR:HG22	1.73	0.70
3:B:73:TYR:CZ	3:B:98:ARG:NH2	2.60	0.70
3:B:77:ALA:HB3	3:B:98:ARG:NH2	2.06	0.70
3:F:410:MET:CE	3:F:410:MET:HA	2.22	0.70
3:M:163:THR:HG22	3:M:192:LYS:NZ	2.07	0.69
3:N:250:ASN:OD1	3:N:250:ASN:N	2.23	0.69
3:S:20:GLU:OE1	3:S:20:GLU:N	2.24	0.69
3:I:31:PRO:HD2	3:I:277:GLN:CG	2.21	0.69
3:H:38:LYS:HE2	3:H:38:LYS:HA	1.74	0.69
3:B:49:LEU:HD22	3:B:52:ALA:HB2	1.74	0.69
3:T:60:MET:SD	3:T:60:MET:N	2.63	0.69
3:T:7:VAL:CG1	3:T:8:PHE:N	2.54	0.69
3:C:221:TYR:O	3:C:223:ALA:N	2.26	0.69
3:J:87:GLU:C	3:J:89:TRP:H	1.96	0.69
3:O:211:ASP:HB2	3:O:228:THR:HB	1.74	0.69
3:P:74:LEU:HD22	3:P:98:ARG:CB	2.21	0.69
3:N:49:LEU:CD2	3:N:52:ALA:HB2	2.20	0.69
3:U:57:LEU:HD21	3:U:194:CYS:SG	2.30	0.69
3:J:33:ILE:HB	3:J:88:ASP:CB	2.18	0.69
3:I:66:ASP:OD1	3:I:66:ASP:N	2.21	0.69
3:A:57:LEU:HD12	3:A:57:LEU:N	2.07	0.69
3:B:340:VAL:HG22	3:B:416:LEU:HD11	1.74	0.69
3:U:87:GLU:HG2	3:U:284:SER:HA	1.72	0.69
3:L:255:GLU:CA	3:V:8:PHE:HE2	1.90	0.69
3:J:253:ALA:C	3:J:255:GLU:H	1.96	0.69
3:D:184:HIS:O	3:D:189:THR:N	2.24	0.69
3:D:249:ILE:HG23	3:D:319:MET:CE	2.22	0.69
1:W:76:C:OP1	3:I:168:ARG:NH2	2.24	0.69
3:I:169:ILE:HG22	3:I:226:VAL:CG1	2.23	0.69
3:J:73:TYR:HD2	3:J:210:TYR:HH	0.79	0.69
3:D:146:SER:CB	3:D:169:ILE:HD12	2.13	0.69

Continued on next page...

Continued from previous page...

Atom-1	Atom-2	Interatomic distance (Å)	Clash overlap (Å)
3:I:73:TYR:CZ	3:I:98:ARG:NH2	2.61	0.69
3:L:54:LYS:C	3:L:56:VAL:H	1.94	0.69
3:G:222:SER:O	3:G:224:ILE:N	2.25	0.69
3:R:184:HIS:O	3:R:189:THR:N	2.25	0.69
3:V:176:ALA:HB1	3:V:177:PRO:HD2	1.71	0.69
3:F:183:GLU:O	3:F:190:THR:HG22	1.91	0.69
3:N:287:ILE:HG13	3:N:288:HIS:CD2	2.28	0.69
3:A:85:CYS:HB3	3:A:91:SER:HB2	1.74	0.69
3:M:295:SER:OG	3:M:296:GLY:N	2.21	0.69
3:J:239:LEU:O	3:J:243:THR:HG22	1.92	0.69
3:L:313:HIS:HB3	3:L:324:SER:HB2	1.74	0.69
3:C:6:ILE:HD12	3:D:254:ARG:HH22	1.57	0.69
3:T:97:ALA:O	3:T:99:LYS:N	2.24	0.69
3:T:7:VAL:HG13	3:T:18:LYS:O	1.93	0.69
3:C:176:ALA:C	3:C:178:PHE:H	1.94	0.69
3:N:249:ILE:CG2	3:N:250:ASN:H	2.04	0.69
3:V:185:HIS:C	3:V:189:THR:N	2.46	0.69
3:T:64:LYS:C	3:T:67:PRO:HD2	2.13	0.69
3:J:249:ILE:HG23	3:J:319:MET:SD	2.32	0.69
3:E:249:ILE:HG21	3:E:319:MET:HE1	1.74	0.69
3:B:211:ASP:OD2	3:B:288:HIS:HE1	1.75	0.69
3:I:85:CYS:HB3	3:I:91:SER:HB2	1.73	0.69
3:H:146:SER:HB2	3:H:169:ILE:HD12	1.74	0.69
3:I:77:ALA:HB1	3:I:220:LEU:HD21	1.75	0.69
3:M:65:LEU:HD21	3:M:119:ASN:CB	2.19	0.69
3:L:53:TYR:HD1	3:L:121:ALA:O	1.75	0.69
3:P:340:VAL:HG13	3:P:416:LEU:HD12	1.74	0.69
3:N:176:ALA:C	3:N:178:PHE:H	1.94	0.69
3:K:66:ASP:OD1	3:K:66:ASP:N	2.18	0.69
3:T:189:THR:HG22	3:T:192:LYS:HB3	1.75	0.69
3:E:78:MET:O	3:E:220:LEU:HD22	1.93	0.69
3:S:54:LYS:HD3	3:S:69:ASP:OD2	1.91	0.69
3:K:219:HIS:HA	3:K:222:SER:HB3	1.73	0.69
3:J:417:LYS:H	3:J:420:HIS:CD2	2.11	0.69
3:M:74:LEU:HD22	3:M:98:ARG:HB2	1.75	0.69
3:P:20:GLU:N	3:P:20:GLU:OE1	2.25	0.69
3:Q:54:LYS:HE3	3:Q:140:LEU:CD2	2.22	0.69
3:N:177:PRO:HB2	3:N:221:TYR:CE2	2.27	0.69
3:A:57:LEU:HD11	3:A:140:LEU:HD11	1.75	0.69
3:B:323:ARG:HD3	3:B:323:ARG:C	2.13	0.69
3:E:172:ILE:HD11	3:E:226:VAL:HG21	1.74	0.69

Continued on next page...

Continued from previous page...

Atom-1	Atom-2	Interatomic distance (Å)	Clash overlap (Å)
3:S:57:LEU:HD23	3:S:57:LEU:C	2.13	0.69
3:P:46:ALA:HB1	3:P:50:ASN:OD1	1.93	0.69
3:H:268:GLU:HB3	3:H:305:VAL:HG23	1.75	0.69
3:B:194:CYS:C	3:B:196:ASN:H	1.94	0.69
3:Q:266:GLU:OE2	3:R:358:ARG:HD2	1.92	0.69
3:I:268:GLU:HB3	3:I:305:VAL:HG23	1.73	0.69
3:B:10:VAL:O	3:B:11:ASN:CB	2.41	0.69
3:O:51:LYS:O	3:O:55:SER:HB2	1.92	0.69
3:T:263:LYS:HE2	3:U:358:ARG:HH21	1.58	0.69
3:A:6:ILE:HG21	3:B:254:ARG:HH21	1.57	0.69
3:H:46:ALA:HB1	3:H:50:ASN:OD1	1.93	0.69
3:B:183:GLU:H	3:B:190:THR:HG21	1.57	0.69
3:L:249:ILE:HG22	3:L:250:ASN:H	1.56	0.69
3:P:66:ASP:HB2	3:P:67:PRO:HD3	1.74	0.69
3:P:417:LYS:N	3:P:420:HIS:HD2	1.90	0.69
3:J:50:ASN:N	3:J:50:ASN:HD22	1.90	0.69
1:W:34:A:H5'	3:B:235:ASP:OD2	1.93	0.69
3:I:239:LEU:O	3:I:243:THR:HG22	1.93	0.69
3:C:296:GLY:C	3:C:297:LYS:HD3	2.13	0.69
3:S:184:HIS:O	3:S:189:THR:N	2.26	0.68
3:Q:249:ILE:HG22	3:Q:250:ASN:N	2.04	0.68
3:S:8:PHE:HE1	3:T:254:ARG:HG3	1.57	0.68
3:V:26:HIS:O	3:V:27:GLU:HB3	1.91	0.68
3:G:85:CYS:O	3:G:91:SER:HB2	1.92	0.68
3:B:35:ASP:CG	3:B:89:TRP:NE1	2.46	0.68
3:S:35:ASP:HA	3:S:89:TRP:HE1	1.58	0.68
3:G:249:ILE:HG23	3:G:319:MET:SD	2.34	0.68
3:K:33:ILE:HB	3:K:88:ASP:HB2	1.74	0.68
3:K:253:ALA:C	3:K:255:GLU:H	1.97	0.68
3:C:248:GLN:CG	3:C:249:ILE:H	2.01	0.68
3:T:175:THR:HG23	3:T:176:ALA:N	2.09	0.68
3:K:63:ALA:HB3	3:K:65:LEU:CD1	2.21	0.68
3:V:194:CYS:C	3:V:196:ASN:N	2.44	0.68
3:D:197:TRP:CD1	3:D:198:SER:N	2.60	0.68
3:I:197:TRP:HD1	3:I:198:SER:N	1.91	0.68
3:E:50:ASN:N	3:E:50:ASN:HD22	1.91	0.68
3:L:60:MET:SD	3:L:60:MET:N	2.65	0.68
3:J:182:VAL:HB	3:J:190:THR:HG21	1.76	0.68
3:H:26:HIS:O	3:H:27:GLU:HB3	1.92	0.68
2:X:89:C:H41	3:M:323:ARG:HH21	1.42	0.68
3:Q:73:TYR:OH	3:Q:98:ARG:NH2	2.27	0.68

Continued on next page...

Continued from previous page...

Atom-1	Atom-2	Interatomic distance (Å)	Clash overlap (Å)
3:S:6:ILE:O	3:S:7:VAL:HB	1.93	0.68
3:S:8:PHE:CE2	3:T:255:GLU:HA	2.27	0.68
3:N:182:VAL:HB	3:N:190:THR:CG2	2.23	0.68
3:A:172:ILE:HD11	3:A:226:VAL:HG21	1.75	0.68
3:B:340:VAL:HA	3:B:416:LEU:HD11	1.76	0.68
3:R:163:THR:HG22	3:R:192:LYS:NZ	2.08	0.68
3:E:417:LYS:H	3:E:420:HIS:HD2	1.40	0.68
3:B:8:PHE:HE2	3:C:255:GLU:HA	0.92	0.68
3:R:206:LEU:HA	3:R:209:THR:HG22	1.73	0.68
3:B:57:LEU:HD21	3:B:144:LEU:HD21	1.75	0.68
3:S:249:ILE:HG21	3:S:319:MET:HE1	1.75	0.68
3:V:14:VAL:HG23	3:V:15:VAL:H	1.59	0.68
3:I:81:PHE:HB3	3:I:95:VAL:H	1.58	0.68
3:M:216:ARG:C	3:M:216:ARG:HD3	2.14	0.68
3:Q:73:TYR:HD2	3:Q:210:TYR:HH	1.42	0.68
3:V:248:GLN:CD	3:V:249:ILE:HG13	2.14	0.68
3:A:194:CYS:C	3:A:196:ASN:H	1.96	0.68
3:A:63:ALA:HB3	3:A:65:LEU:HD13	1.74	0.68
3:Q:323:ARG:HD3	3:Q:324:SER:N	2.07	0.68
3:B:417:LYS:N	3:B:420:HIS:HD2	1.91	0.68
3:F:409:ILE:HG22	3:F:410:MET:HE3	1.75	0.68
3:S:81:PHE:CG	3:S:82:GLU:N	2.61	0.68
3:T:206:LEU:HA	3:T:209:THR:CG2	2.23	0.68
3:H:189:THR:HG22	3:H:192:LYS:HB3	1.75	0.68
3:V:10:VAL:HG21	3:V:18:LYS:NZ	2.09	0.68
3:N:323:ARG:HD3	3:N:323:ARG:C	2.14	0.68
3:N:26:HIS:O	3:N:27:GLU:HB3	1.94	0.68
3:R:66:ASP:HB2	3:R:67:PRO:CD	2.24	0.68
3:I:51:LYS:HA	3:I:54:LYS:CE	2.23	0.68
3:H:98:ARG:HD2	3:H:98:ARG:H	1.59	0.68
3:R:194:CYS:C	3:R:196:ASN:N	2.46	0.68
3:Q:313:HIS:ND1	3:Q:324:SER:HB3	2.09	0.68
3:E:169:ILE:HG22	3:E:226:VAL:CG1	2.24	0.68
3:S:183:GLU:O	3:S:190:THR:HG22	1.92	0.68
3:D:171:GLN:O	3:D:174:GLU:HG2	1.92	0.68
3:U:232:ALA:C	3:U:234:GLU:H	1.96	0.68
3:Q:133:THR:HG22	3:Q:136:GLU:OE2	1.93	0.68
3:V:149:ARG:O	3:V:153:ILE:HD12	1.93	0.68
3:Q:66:ASP:O	3:Q:70:VAL:N	2.26	0.68
3:F:176:ALA:HB1	3:F:177:PRO:CD	2.22	0.68
3:L:87:GLU:C	3:L:89:TRP:N	2.41	0.68

Continued on next page...

Continued from previous page...

Atom-1	Atom-2	Interatomic distance (Å)	Clash overlap (Å)
3:L:184:HIS:O	3:L:189:THR:N	2.27	0.68
3:P:197:TRP:HD1	3:P:198:SER:N	1.89	0.68
3:G:249:ILE:HG22	3:G:250:ASN:N	2.09	0.68
3:F:20:GLU:HB2	3:G:254:ARG:HD2	1.74	0.68
3:A:263:LYS:HE2	3:B:358:ARG:NH2	2.09	0.68
3:G:194:CYS:C	3:G:196:ASN:H	1.95	0.68
3:G:50:ASN:HD22	3:G:50:ASN:N	1.92	0.68
3:I:189:THR:CG2	3:I:192:LYS:CB	2.67	0.68
3:R:340:VAL:HG22	3:R:416:LEU:CD1	2.24	0.68
3:J:308:VAL:HG12	3:J:312:ILE:CD1	2.23	0.68
3:N:366:LEU:O	3:N:366:LEU:HD23	1.94	0.68
3:K:26:HIS:O	3:K:27:GLU:HB3	1.93	0.68
3:V:66:ASP:O	3:V:70:VAL:N	2.25	0.68
3:S:12:ASN:HB3	3:S:13:GLN:OE1	1.94	0.68
3:H:171:GLN:O	3:H:174:GLU:HG2	1.93	0.68
3:C:10:VAL:O	3:C:11:ASN:HB2	1.94	0.68
3:Q:169:ILE:HG22	3:Q:226:VAL:HG11	1.75	0.67
3:G:340:VAL:HA	3:G:416:LEU:HD11	1.75	0.67
3:R:340:VAL:HG13	3:R:416:LEU:HD12	1.76	0.67
3:J:194:CYS:C	3:J:196:ASN:H	1.94	0.67
3:M:175:THR:HG23	3:M:176:ALA:N	2.09	0.67
3:U:54:LYS:HD3	3:U:69:ASP:OD2	1.95	0.67
3:E:38:LYS:HD3	3:E:205:PHE:HE1	1.58	0.67
3:F:172:ILE:CD1	3:F:226:VAL:HG21	2.23	0.67
3:L:176:ALA:HB1	3:L:177:PRO:CD	2.20	0.67
3:K:268:GLU:HB3	3:K:305:VAL:CG2	2.24	0.67
3:J:74:LEU:HD22	3:J:98:ARG:CB	2.22	0.67
3:H:53:TYR:HD1	3:H:121:ALA:O	1.76	0.67
3:N:216:ARG:HG3	3:N:217:ILE:HD12	1.74	0.67
1:W:85:C:OP1	3:H:168:ARG:NH2	2.27	0.67
3:O:8:PHE:HE2	3:P:255:GLU:HA	1.54	0.67
3:P:20:GLU:O	3:Q:254:ARG:NH1	2.28	0.67
3:C:249:ILE:HG21	3:C:319:MET:CE	2.25	0.67
3:I:74:LEU:HA	3:I:98:ARG:HD3	1.75	0.67
3:P:77:ALA:HB3	3:P:98:ARG:NH1	2.08	0.67
3:B:9:LYS:NZ	3:D:363:GLU:H	1.92	0.67
3:T:77:ALA:CB	3:T:98:ARG:NH2	2.54	0.67
3:K:184:HIS:O	3:K:189:THR:N	2.28	0.67
3:K:124:GLY:HA2	3:L:122:LEU:HD22	1.76	0.67
3:Q:31:PRO:HD2	3:Q:277:GLN:HE21	1.59	0.67
3:H:54:LYS:HD3	3:H:69:ASP:OD2	1.95	0.67

Continued on next page...

Continued from previous page...

Atom-1	Atom-2	Interatomic distance (Å)	Clash overlap (Å)
3:U:32:ALA:H	3:U:277:GLN:HE21	1.42	0.67
3:P:338:MET:CE	3:P:338:MET:HA	2.23	0.67
3:F:308:VAL:HG12	3:F:312:ILE:CD1	2.23	0.67
3:D:366:LEU:HD23	3:D:366:LEU:O	1.94	0.67
3:P:222:SER:C	3:P:224:ILE:H	1.98	0.67
3:C:336:HIS:O	3:C:340:VAL:HG23	1.94	0.67
3:B:169:ILE:HG22	3:B:226:VAL:HG11	1.76	0.67
3:O:184:HIS:O	3:O:189:THR:N	2.28	0.67
3:V:66:ASP:HB2	3:V:67:PRO:HD3	1.76	0.67
3:B:51:LYS:O	3:B:55:SER:HB2	1.94	0.67
3:G:189:THR:O	3:G:193:MET:N	2.16	0.67
3:C:249:ILE:HG22	3:C:250:ASN:N	2.10	0.67
3:Q:77:ALA:CB	3:Q:98:ARG:NH2	2.46	0.67
3:T:189:THR:O	3:T:193:MET:HG2	1.94	0.67
3:I:313:HIS:HB3	3:I:324:SER:HB2	1.76	0.67
3:E:264:ASN:HD21	3:F:251:LEU:CD2	2.08	0.67
3:C:64:LYS:O	3:C:64:LYS:HG3	1.95	0.67
3:M:77:ALA:HB1	3:M:220:LEU:HD21	1.74	0.67
3:K:163:THR:HG22	3:K:192:LYS:NZ	2.10	0.67
3:U:85:CYS:HB3	3:U:91:SER:HB2	1.77	0.67
3:A:205:PHE:CD2	3:A:205:PHE:C	2.67	0.67
3:N:60:MET:N	3:N:60:MET:SD	2.68	0.67
3:P:9:LYS:HD3	3:R:362:ASP:HA	1.76	0.67
3:M:135:PRO:O	3:M:139:SER:HB2	1.95	0.67
3:I:73:TYR:OH	3:I:98:ARG:NH2	2.28	0.67
3:T:146:SER:CB	3:T:169:ILE:HD12	2.18	0.67
3:I:87:GLU:OE2	3:I:285:TYR:N	2.28	0.67
3:E:249:ILE:HG22	3:E:250:ASN:N	2.10	0.67
3:M:10:VAL:CG2	3:M:18:LYS:HZ3	2.08	0.67
3:Q:232:ALA:C	3:Q:234:GLU:H	1.97	0.67
3:I:278:GLU:HB3	3:I:281:VAL:CG2	2.25	0.67
3:D:222:SER:O	3:D:224:ILE:N	2.27	0.67
3:Q:253:ALA:O	3:Q:254:ARG:HG2	1.95	0.67
3:C:249:ILE:HG21	3:C:319:MET:HE1	1.77	0.67
3:Q:73:TYR:CZ	3:Q:98:ARG:NH2	2.63	0.67
3:F:77:ALA:CB	3:F:98:ARG:NH2	2.54	0.67
3:A:184:HIS:O	3:A:189:THR:N	2.28	0.67
3:F:8:PHE:CE1	3:G:254:ARG:O	2.48	0.67
3:S:176:ALA:C	3:S:178:PHE:N	2.45	0.67
3:O:337:GLU:OE2	3:P:353:GLY:HA2	1.95	0.67
3:S:97:ALA:O	3:S:99:LYS:N	2.28	0.67

Continued on next page...

Continued from previous page...

Atom-1	Atom-2	Interatomic distance (Å)	Clash overlap (Å)
3:Q:182:VAL:HB	3:Q:190:THR:HG21	1.75	0.67
3:L:66:ASP:N	3:L:66:ASP:OD1	2.28	0.67
3:E:249:ILE:CG2	3:E:319:MET:SD	2.83	0.67
3:Q:163:THR:HG22	3:Q:192:LYS:HZ2	1.60	0.67
3:S:222:SER:O	3:S:224:ILE:N	2.28	0.67
3:A:8:PHE:CD2	3:B:258:LEU:HD11	2.30	0.67
3:F:38:LYS:HG3	3:F:292:LEU:HB3	1.76	0.67
3:K:93:GLY:O	3:K:94:ILE:HG23	1.95	0.67
3:A:232:ALA:C	3:A:234:GLU:H	1.99	0.67
3:F:54:LYS:NZ	3:F:69:ASP:OD2	2.26	0.67
3:M:249:ILE:CG2	3:M:319:MET:CE	2.71	0.66
3:B:249:ILE:HG22	3:B:250:ASN:OD1	1.95	0.66
3:S:185:HIS:C	3:S:189:THR:N	2.48	0.66
3:C:232:ALA:C	3:C:234:GLU:H	1.99	0.66
3:E:305:VAL:HG13	3:E:305:VAL:O	1.94	0.66
3:A:334:ALA:O	3:A:338:MET:HG2	1.94	0.66
3:C:255:GLU:C	3:C:255:GLU:OE1	2.33	0.66
3:Q:10:VAL:O	3:Q:11:ASN:HB2	1.95	0.66
3:G:8:PHE:HZ	3:H:255:GLU:HA	1.55	0.66
3:N:54:LYS:CD	3:N:69:ASP:OD2	2.43	0.66
3:Q:169:ILE:HG22	3:Q:226:VAL:CG1	2.26	0.66
3:K:77:ALA:O	3:K:98:ARG:CZ	2.43	0.66
3:D:313:HIS:ND1	3:D:324:SER:CB	2.58	0.66
3:P:50:ASN:N	3:P:50:ASN:HD22	1.93	0.66
3:G:434:ARG:HB3	3:G:435:PRO:CD	2.24	0.66
3:L:287:ILE:HG13	3:L:288:HIS:CD2	2.30	0.66
3:E:8:PHE:CE2	3:F:258:LEU:HD13	2.31	0.66
3:F:77:ALA:O	3:F:98:ARG:CZ	2.43	0.66
3:B:8:PHE:CZ	3:C:255:GLU:HB2	2.27	0.66
3:L:8:PHE:CE1	3:M:254:ARG:O	2.49	0.66
3:P:53:TYR:HD1	3:P:121:ALA:O	1.78	0.66
3:F:169:ILE:HG22	3:F:226:VAL:CG1	2.26	0.66
3:U:77:ALA:CB	3:U:98:ARG:NH2	2.56	0.66
3:D:183:GLU:O	3:D:190:THR:CG2	2.42	0.66
3:E:77:ALA:HB3	3:E:98:ARG:NH2	2.09	0.66
3:D:263:LYS:HE2	3:E:358:ARG:HH21	1.59	0.66
3:D:174:GLU:HG3	3:D:174:GLU:O	1.94	0.66
3:T:305:VAL:HG22	3:T:308:VAL:HB	1.77	0.66
3:D:33:ILE:HB	3:D:88:ASP:HB3	1.78	0.66
3:K:133:THR:HG22	3:K:136:GLU:HG3	1.78	0.66
3:R:253:ALA:C	3:R:255:GLU:H	1.98	0.66

Continued on next page...

Continued from previous page...

Atom-1	Atom-2	Interatomic distance (Å)	Clash overlap (Å)
3:K:56:VAL:CG1	3:K:123:THR:OG1	2.44	0.66
3:H:38:LYS:CE	3:H:39:PRO:HD2	2.25	0.66
3:A:30:TYR:HB3	3:A:277:GLN:NE2	2.11	0.66
3:C:8:PHE:CZ	3:D:255:GLU:HA	2.31	0.66
3:O:249:ILE:HG21	3:O:319:MET:HE1	1.76	0.66
3:D:77:ALA:HB1	3:D:220:LEU:HD21	1.77	0.66
3:S:32:ALA:HB2	3:S:277:GLN:NE2	2.11	0.66
3:G:263:LYS:HE2	3:H:358:ARG:NH2	2.09	0.66
3:M:37:LYS:O	3:M:39:PRO:HD3	1.96	0.66
3:R:8:PHE:CZ	3:S:255:GLU:CA	2.61	0.66
3:D:169:ILE:HD11	3:D:191:HIS:HE1	1.60	0.66
3:N:315:VAL:O	3:N:319:MET:HE2	1.96	0.66
3:P:340:VAL:CG2	3:P:416:LEU:HD11	2.21	0.66
1:W:54:C:H2'	1:W:56:C:H5''	1.77	0.66
3:S:57:LEU:HD21	3:S:194:CYS:SG	2.35	0.66
3:A:263:LYS:HE2	3:B:358:ARG:HH21	1.61	0.66
3:T:232:ALA:O	3:T:234:GLU:N	2.28	0.66
3:L:189:THR:O	3:L:193:MET:HG2	1.96	0.66
3:F:87:GLU:C	3:F:89:TRP:H	1.98	0.66
3:N:176:ALA:C	3:N:178:PHE:N	2.49	0.66
3:O:417:LYS:N	3:O:420:HIS:HD2	1.93	0.66
3:S:197:TRP:HD1	3:S:198:SER:H	1.40	0.66
3:R:20:GLU:N	3:R:20:GLU:OE1	2.29	0.66
3:B:38:LYS:HD3	3:B:205:PHE:HE1	1.59	0.66
3:D:248:GLN:CG	3:D:249:ILE:H	1.87	0.66
3:H:249:ILE:HG22	3:H:250:ASN:N	2.10	0.66
3:V:323:ARG:HD3	3:V:324:SER:N	2.10	0.66
3:R:264:ASN:HD21	3:S:251:LEU:HD22	1.60	0.66
3:E:8:PHE:CD2	3:F:258:LEU:HD13	2.30	0.66
3:U:176:ALA:C	3:U:178:PHE:H	1.99	0.66
3:L:66:ASP:HB2	3:L:67:PRO:HD3	1.77	0.66
3:K:65:LEU:HB3	3:K:120:TRP:CZ3	2.31	0.66
3:H:249:ILE:HG21	3:H:319:MET:HE1	1.76	0.66
3:Q:284:SER:O	3:Q:287:ILE:HG12	1.95	0.66
3:L:176:ALA:C	3:L:178:PHE:H	1.97	0.66
3:Q:313:HIS:HB3	3:Q:324:SER:HB2	1.75	0.66
3:E:146:SER:HB2	3:E:169:ILE:HD12	1.78	0.66
3:A:50:ASN:N	3:A:50:ASN:HD22	1.92	0.66
3:T:31:PRO:O	3:T:32:ALA:C	2.34	0.66
3:G:323:ARG:C	3:G:323:ARG:HD3	2.15	0.66
3:F:173:PHE:O	3:F:174:GLU:HB3	1.95	0.66

Continued on next page...

Continued from previous page...

Atom-1	Atom-2	Interatomic distance (Å)	Clash overlap (Å)
3:V:212:MET:HG3	3:V:288:HIS:CD2	2.30	0.66
3:A:74:LEU:HD22	3:A:98:ARG:HB2	1.76	0.66
3:A:169:ILE:HG22	3:A:226:VAL:HG11	1.78	0.66
3:E:434:ARG:HB3	3:E:435:PRO:HD2	1.78	0.66
3:C:66:ASP:O	3:C:70:VAL:N	2.29	0.65
2:X:88:A:H8	2:X:89:C:H4'	1.60	0.65
3:F:73:TYR:O	3:F:98:ARG:NH1	2.30	0.65
3:E:340:VAL:HG22	3:E:416:LEU:CD1	2.26	0.65
3:L:77:ALA:CB	3:L:98:ARG:HH22	2.07	0.65
3:L:77:ALA:CB	3:L:98:ARG:NH2	2.58	0.65
3:A:56:VAL:HG12	3:A:59:GLY:HA3	1.76	0.65
3:F:8:PHE:CZ	3:G:255:GLU:CA	2.78	0.65
3:H:145:LEU:HD22	3:H:207:ALA:HA	1.78	0.65
3:J:31:PRO:HD2	3:J:277:GLN:HG3	1.78	0.65
3:S:239:LEU:O	3:S:243:THR:HG22	1.95	0.65
3:B:8:PHE:HZ	3:C:255:GLU:CB	2.10	0.65
3:A:77:ALA:HB3	3:A:98:ARG:NH1	2.11	0.65
3:E:249:ILE:HG21	3:E:319:MET:CE	2.26	0.65
3:C:122:LEU:HD11	3:T:122:LEU:CD2	2.25	0.65
3:K:97:ALA:O	3:K:99:LYS:N	2.30	0.65
3:L:219:HIS:HA	3:L:222:SER:HB3	1.78	0.65
3:A:258:LEU:HD13	3:K:8:PHE:CD2	2.31	0.65
3:L:87:GLU:OE2	3:L:285:TYR:N	2.30	0.65
3:L:273:PHE:CD2	3:V:20:GLU:HB3	2.32	0.65
3:S:46:ALA:HB1	3:S:50:ASN:OD1	1.96	0.65
3:Q:236:CYS:O	3:Q:238:GLY:N	2.30	0.65
3:F:60:MET:SD	3:F:60:MET:N	2.69	0.65
3:C:417:LYS:H	3:C:420:HIS:HD2	1.43	0.65
3:J:156:GLN:C	3:J:158:THR:H	1.99	0.65
3:E:277:GLN:OE1	3:E:277:GLN:N	2.25	0.65
3:B:20:GLU:HB3	3:C:273:PHE:CD2	2.32	0.65
3:Q:225:ARG:O	3:Q:228:THR:N	2.29	0.65
3:I:10:VAL:HG12	3:I:11:ASN:H	1.61	0.65
3:C:6:ILE:HD12	3:D:254:ARG:NH2	2.11	0.65
3:E:323:ARG:HD3	3:E:324:SER:N	2.12	0.65
3:J:206:LEU:HA	3:J:209:THR:CG2	2.26	0.65
3:L:248:GLN:O	3:L:250:ASN:O	2.14	0.65
3:C:189:THR:HG23	3:C:192:LYS:HB3	1.75	0.65
3:B:74:LEU:HD23	3:B:210:TYR:CZ	2.31	0.65
3:Q:38:LYS:HG3	3:Q:292:LEU:HB3	1.77	0.65
3:D:197:TRP:HD1	3:D:198:SER:N	1.92	0.65

Continued on next page...

Continued from previous page...

Atom-1	Atom-2	Interatomic distance (Å)	Clash overlap (Å)
3:A:232:ALA:O	3:A:234:GLU:N	2.24	0.65
3:I:38:LYS:HA	3:I:38:LYS:HE2	1.79	0.65
3:M:7:VAL:HG22	3:M:19:PRO:HB3	1.77	0.65
3:A:77:ALA:HB3	3:A:98:ARG:HH12	1.61	0.65
3:H:249:ILE:HD11	3:H:321:GLN:HG3	1.77	0.65
3:N:211:ASP:HB2	3:N:228:THR:HB	1.79	0.65
3:I:65:LEU:HD21	3:I:119:ASN:HB3	1.77	0.65
3:O:222:SER:C	3:O:224:ILE:H	2.00	0.65
3:C:246:ILE:HG13	3:C:247:LYS:N	2.12	0.65
3:M:175:THR:HG23	3:M:176:ALA:H	1.62	0.65
3:C:50:ASN:O	3:C:54:LYS:HG2	1.97	0.65
3:P:77:ALA:HB3	3:P:98:ARG:NH2	2.12	0.65
3:O:323:ARG:HD3	3:O:323:ARG:C	2.16	0.65
2:X:72:C:OP1	3:O:323:ARG:NH2	2.29	0.65
3:M:305:VAL:HG13	3:M:305:VAL:O	1.96	0.65
3:B:216:ARG:HG3	3:B:217:ILE:HD12	1.79	0.65
3:P:189:THR:HG21	3:P:192:LYS:CG	2.26	0.65
3:L:252:THR:HG22	3:L:253:ALA:H	1.61	0.65
3:K:87:GLU:C	3:K:89:TRP:H	2.00	0.65
3:E:77:ALA:CB	3:E:98:ARG:HH22	2.10	0.65
3:F:206:LEU:HA	3:F:209:THR:CG2	2.26	0.65
3:P:323:ARG:HD3	3:P:324:SER:N	2.11	0.65
3:P:26:HIS:O	3:P:27:GLU:HB3	1.97	0.65
3:O:286:PHE:HE1	3:O:300:TYR:CE1	2.13	0.65
2:X:96:A:O5'	2:X:96:A:H8	1.80	0.65
3:P:172:ILE:CD1	3:P:226:VAL:HG21	2.26	0.65
3:M:183:GLU:O	3:M:190:THR:HG22	1.96	0.65
2:X:89:C:C6	2:X:89:C:H3'	2.32	0.65
3:N:10:VAL:CG1	3:N:11:ASN:H	1.94	0.65
3:Q:38:LYS:HE2	3:Q:39:PRO:CD	2.27	0.65
3:J:249:ILE:HG21	3:J:319:MET:HE1	1.78	0.65
3:A:287:ILE:HG13	3:A:288:HIS:CD2	2.31	0.65
3:D:10:VAL:O	3:D:11:ASN:CB	2.44	0.65
3:S:52:ALA:CB	3:S:126:MET:SD	2.85	0.65
3:M:38:LYS:HA	3:M:38:LYS:HE2	1.79	0.65
3:I:8:PHE:CE2	3:J:255:GLU:HA	2.28	0.65
3:Q:46:ALA:HB1	3:Q:50:ASN:OD1	1.97	0.65
3:U:249:ILE:HG22	3:U:250:ASN:N	2.11	0.65
2:X:54:C:OP1	3:Q:323:ARG:NH2	2.28	0.65
3:P:81:PHE:CD2	3:P:82:GLU:N	2.64	0.65
3:C:85:CYS:HB3	3:C:91:SER:HB2	1.78	0.65

Continued on next page...

Continued from previous page...

Atom-1	Atom-2	Interatomic distance (Å)	Clash overlap (Å)
3:B:64:LYS:C	3:B:67:PRO:HD2	2.18	0.65
3:B:410:MET:HA	3:B:410:MET:CE	2.27	0.65
3:I:93:GLY:O	3:I:94:ILE:HG23	1.97	0.65
3:F:253:ALA:C	3:F:255:GLU:H	1.99	0.64
3:B:189:THR:HG23	3:B:192:LYS:CB	2.21	0.64
3:E:30:TYR:HB3	3:E:277:GLN:NE2	2.11	0.64
3:M:264:ASN:ND2	3:N:251:LEU:HD22	2.10	0.64
3:L:176:ALA:CB	3:L:177:PRO:HD2	2.25	0.64
3:D:46:ALA:HB1	3:D:50:ASN:OD1	1.97	0.64
3:M:268:GLU:HB3	3:M:305:VAL:CG2	2.27	0.64
3:V:232:ALA:C	3:V:234:GLU:H	1.98	0.64
3:I:63:ALA:HB3	3:I:65:LEU:HD13	1.78	0.64
3:K:53:TYR:CD1	3:K:121:ALA:O	2.47	0.64
3:N:77:ALA:HB1	3:N:98:ARG:HH22	1.62	0.64
3:V:74:LEU:HD22	3:V:98:ARG:CB	2.25	0.64
3:O:284:SER:O	3:O:287:ILE:HG12	1.96	0.64
3:G:37:LYS:HG3	3:G:89:TRP:CE3	2.33	0.64
3:L:50:ASN:ND2	3:L:50:ASN:H	1.95	0.64
3:G:54:LYS:HD3	3:G:69:ASP:OD2	1.98	0.64
3:I:23:VAL:HG21	3:J:233:TYR:OH	1.96	0.64
3:K:237:SER:HA	3:K:240:VAL:HB	1.77	0.64
3:K:197:TRP:CD1	3:K:198:SER:N	2.65	0.64
3:M:184:HIS:O	3:M:189:THR:N	2.30	0.64
3:F:74:LEU:HD22	3:F:98:ARG:CB	2.27	0.64
3:K:73:TYR:HD2	3:K:210:TYR:OH	1.80	0.64
1:W:1:C:H2'	1:W:2:C:OP2	1.98	0.64
3:M:50:ASN:HD22	3:M:50:ASN:N	1.95	0.64
3:E:74:LEU:HA	3:E:98:ARG:HD3	1.77	0.64
3:Q:53:TYR:CD1	3:Q:121:ALA:O	2.51	0.64
3:L:26:HIS:O	3:L:27:GLU:HB3	1.97	0.64
3:P:264:ASN:ND2	3:Q:251:LEU:HD21	2.10	0.64
3:N:53:TYR:HD1	3:N:121:ALA:O	1.80	0.64
3:S:222:SER:C	3:S:224:ILE:H	2.00	0.64
3:U:268:GLU:HB3	3:U:305:VAL:CG2	2.27	0.64
2:X:12:A:N3	2:X:12:A:H2'	2.11	0.64
3:D:155:GLY:H	3:D:158:THR:HG21	1.62	0.64
3:L:358:ARG:HH21	3:V:263:LYS:HG3	1.62	0.64
3:P:156:GLN:C	3:P:158:THR:H	1.99	0.64
3:K:7:VAL:CG1	3:K:8:PHE:N	2.61	0.64
3:L:206:LEU:HA	3:L:209:THR:HG23	1.79	0.64
3:N:66:ASP:HB2	3:N:67:PRO:CD	2.27	0.64

Continued on next page...

Continued from previous page...

Atom-1	Atom-2	Interatomic distance (Å)	Clash overlap (Å)
3:Q:249:ILE:CG2	3:Q:250:ASN:H	2.04	0.64
3:F:87:GLU:O	3:F:89:TRP:N	2.30	0.64
3:Q:163:THR:HG22	3:Q:192:LYS:NZ	2.12	0.64
3:A:65:LEU:HB3	3:A:120:TRP:CZ3	2.33	0.64
3:A:66:ASP:HB2	3:A:67:PRO:HD3	1.79	0.64
3:O:43:LEU:HG	3:O:44:GLY:N	2.11	0.64
3:N:43:LEU:HD23	3:N:116:VAL:HG11	1.79	0.64
3:P:10:VAL:O	3:P:11:ASN:CB	2.45	0.64
3:T:338:MET:HA	3:T:338:MET:CE	2.26	0.64
3:O:240:VAL:HA	3:O:243:THR:HG22	1.78	0.64
3:B:398:GLU:O	3:B:399:THR:O	2.16	0.64
3:R:176:ALA:C	3:R:178:PHE:H	2.00	0.64
3:L:163:THR:HG22	3:L:192:LYS:NZ	2.13	0.64
3:R:326:ASN:HA	3:R:437:SER:HB2	1.79	0.64
3:V:81:PHE:HB3	3:V:94:ILE:HA	1.79	0.64
3:A:264:ASN:HD21	3:B:251:LEU:HD22	1.61	0.64
3:T:8:PHE:HE2	3:U:255:GLU:HA	1.47	0.64
3:O:8:PHE:HZ	3:P:255:GLU:HA	1.60	0.64
3:M:54:LYS:HE3	3:M:140:LEU:HD23	1.79	0.64
3:L:66:ASP:O	3:L:68:ASP:N	2.31	0.64
3:V:169:ILE:HG22	3:V:226:VAL:CG1	2.27	0.64
3:G:176:ALA:O	3:G:178:PHE:N	2.30	0.64
3:E:249:ILE:HG22	3:E:250:ASN:H	1.63	0.64
3:N:184:HIS:O	3:N:189:THR:N	2.30	0.64
3:B:35:ASP:OD2	3:B:89:TRP:NE1	2.31	0.64
3:O:253:ALA:C	3:O:254:ARG:HG2	2.17	0.64
3:U:295:SER:OG	3:U:296:GLY:N	2.31	0.64
3:E:180:LYS:HE2	3:E:182:VAL:O	1.98	0.64
3:Q:250:ASN:N	3:Q:250:ASN:OD1	2.30	0.64
3:N:189:THR:O	3:N:193:MET:HG2	1.98	0.64
3:G:278:GLU:HB3	3:G:281:VAL:HB	1.80	0.64
3:S:50:ASN:O	3:S:54:LYS:HG2	1.97	0.64
3:H:184:HIS:O	3:H:189:THR:N	2.31	0.64
1:W:42:A:H8	1:W:42:A:O5'	1.81	0.64
3:B:93:GLY:O	3:B:94:ILE:HG23	1.98	0.64
3:O:318:TYR:CE1	3:O:423:ARG:HG2	2.33	0.64
3:P:286:PHE:HE1	3:P:300:TYR:CE1	2.16	0.64
3:L:351:GLY:O	3:V:415:ARG:HG3	1.98	0.64
3:P:148:TYR:HE1	3:P:199:THR:HG23	1.62	0.64
3:L:251:LEU:HD22	3:V:264:ASN:ND2	2.10	0.64
3:A:87:GLU:C	3:A:89:TRP:N	2.51	0.64

Continued on next page...

Continued from previous page...

Atom-1	Atom-2	Interatomic distance (Å)	Clash overlap (Å)
3:L:308:VAL:HG12	3:L:312:ILE:HD12	1.79	0.64
3:P:176:ALA:O	3:P:178:PHE:N	2.31	0.64
3:Q:87:GLU:C	3:Q:89:TRP:H	2.00	0.64
3:I:50:ASN:ND2	3:I:50:ASN:N	2.40	0.64
3:O:53:TYR:HD1	3:O:121:ALA:O	1.81	0.64
3:D:266:GLU:OE2	3:E:358:ARG:HD2	1.98	0.64
3:K:423:ARG:O	3:K:427:VAL:HG23	1.98	0.64
3:D:42:THR:O	3:D:43:LEU:O	2.16	0.64
3:S:417:LYS:H	3:S:420:HIS:CD2	2.15	0.64
3:T:42:THR:O	3:T:43:LEU:O	2.16	0.64
3:Q:10:VAL:O	3:Q:11:ASN:CB	2.46	0.63
3:P:176:ALA:CB	3:P:177:PRO:HD2	2.15	0.63
3:V:73:TYR:O	3:V:76:ALA:N	2.31	0.63
3:B:284:SER:O	3:B:287:ILE:HG12	1.96	0.63
3:F:313:HIS:HB3	3:F:324:SER:HB2	1.80	0.63
3:U:77:ALA:HB1	3:U:220:LEU:HD21	1.79	0.63
3:S:53:TYR:CD2	3:S:54:LYS:N	2.66	0.63
3:E:194:CYS:C	3:E:196:ASN:N	2.48	0.63
3:E:313:HIS:ND1	3:E:324:SER:HB3	2.12	0.63
3:L:326:ASN:HD22	3:L:431:HIS:HE1	1.44	0.63
3:K:85:CYS:HB3	3:K:91:SER:HB2	1.80	0.63
3:S:52:ALA:HA	3:S:126:MET:SD	2.37	0.63
3:V:85:CYS:HB3	3:V:91:SER:HB2	1.81	0.63
3:Q:197:TRP:CD1	3:Q:198:SER:N	2.66	0.63
3:D:410:MET:CE	3:D:410:MET:HA	2.28	0.63
3:D:189:THR:O	3:D:193:MET:CG	2.42	0.63
3:C:87:GLU:OE2	3:C:284:SER:C	2.36	0.63
3:M:250:ASN:N	3:M:250:ASN:OD1	2.31	0.63
3:L:53:TYR:O	3:L:56:VAL:HG23	1.98	0.63
3:B:249:ILE:CG2	3:B:250:ASN:N	2.61	0.63
1:W:7:C:H2'	1:W:8:A:O4'	1.97	0.63
3:K:77:ALA:CB	3:K:98:ARG:NH2	2.58	0.63
3:A:54:LYS:O	3:A:57:LEU:HD12	1.98	0.63
3:O:219:HIS:HA	3:O:222:SER:HB3	1.79	0.63
3:T:100:GLY:C	3:T:101:ASP:OD2	2.36	0.63
3:C:54:LYS:HG3	3:C:140:LEU:HD21	1.79	0.63
3:J:340:VAL:CG2	3:J:416:LEU:HD11	2.20	0.63
3:F:216:ARG:C	3:F:216:ARG:HD3	2.19	0.63
3:F:146:SER:HB2	3:F:169:ILE:HD12	1.80	0.63
3:A:87:GLU:C	3:A:89:TRP:H	2.00	0.63
3:H:272:MET:SD	3:H:305:VAL:HG21	2.39	0.63

Continued on next page...

Continued from previous page...

Atom-1	Atom-2	Interatomic distance (Å)	Clash overlap (Å)
3:J:31:PRO:HD2	3:J:277:GLN:CG	2.27	0.63
3:H:10:VAL:HG12	3:H:11:ASN:H	1.63	0.63
3:D:37:LYS:HG3	3:D:89:TRP:CE3	2.33	0.63
1:W:67:C:OP1	3:J:168:ARG:NH2	2.32	0.63
3:M:248:GLN:O	3:M:249:ILE:C	2.34	0.63
3:K:163:THR:HG22	3:K:192:LYS:HZ1	1.63	0.63
3:I:249:ILE:HG22	3:I:250:ASN:OD1	1.98	0.63
3:C:183:GLU:O	3:C:190:THR:HG22	1.97	0.63
3:N:176:ALA:CB	3:N:177:PRO:HD2	2.25	0.63
3:H:323:ARG:HD3	3:H:324:SER:N	2.14	0.63
3:L:74:LEU:HD22	3:L:98:ARG:HB2	1.81	0.63
3:S:277:GLN:N	3:S:277:GLN:OE1	2.31	0.63
3:B:290:ARG:HD2	3:B:295:SER:HB2	1.81	0.63
3:L:12:ASN:C	3:L:13:GLN:CD	2.57	0.63
3:H:231:THR:HA	3:H:234:GLU:OE1	1.97	0.63
3:T:7:VAL:HG12	3:T:8:PHE:N	2.13	0.63
3:C:250:ASN:OD1	3:C:250:ASN:N	2.28	0.63
3:T:172:ILE:CD1	3:T:226:VAL:HG21	2.29	0.63
3:A:248:GLN:O	3:A:250:ASN:O	2.16	0.63
3:A:250:ASN:OD1	3:A:250:ASN:N	2.21	0.63
3:A:284:SER:O	3:A:287:ILE:HG12	1.99	0.63
3:E:176:ALA:CB	3:E:177:PRO:CD	2.75	0.63
3:P:65:LEU:HB3	3:P:120:TRP:CZ3	2.34	0.63
3:G:417:LYS:H	3:G:420:HIS:CD2	2.13	0.63
3:H:81:PHE:CZ	3:H:85:CYS:HB2	2.34	0.63
3:R:85:CYS:HB3	3:R:91:SER:HB2	1.80	0.63
3:T:26:HIS:O	3:T:27:GLU:HB3	1.99	0.63
3:K:253:ALA:O	3:K:255:GLU:N	2.32	0.63
3:L:5:LYS:HZ2	3:L:5:LYS:HB2	1.63	0.63
3:Q:31:PRO:HD2	3:Q:277:GLN:CG	2.26	0.63
3:U:308:VAL:HG12	3:U:312:ILE:HD12	1.80	0.63
3:R:284:SER:O	3:R:287:ILE:HG12	1.99	0.63
3:Q:175:THR:HG23	3:Q:176:ALA:N	2.14	0.63
3:L:176:ALA:C	3:L:178:PHE:N	2.52	0.63
3:Q:180:LYS:NZ	3:Q:184:HIS:HD2	1.97	0.63
3:N:8:PHE:HZ	3:O:255:GLU:HB2	1.64	0.63
3:L:73:TYR:OH	3:L:98:ARG:NH2	2.32	0.63
3:A:323:ARG:HD3	3:A:324:SER:N	2.13	0.63
3:O:10:VAL:O	3:O:11:ASN:CB	2.46	0.63
3:D:66:ASP:HB2	3:D:67:PRO:HD3	1.81	0.63
3:E:417:LYS:H	3:E:420:HIS:CD2	2.17	0.63

Continued on next page...

Continued from previous page...

Atom-1	Atom-2	Interatomic distance (Å)	Clash overlap (Å)
3:S:232:ALA:C	3:S:234:GLU:H	2.02	0.63
3:M:134:VAL:HB	3:M:135:PRO:HD3	1.80	0.63
1:W:67:C:H3'	1:W:68:C:C5'	2.29	0.63
3:Q:73:TYR:HD2	3:Q:210:TYR:OH	1.82	0.63
3:U:196:ASN:O	3:U:197:TRP:HB2	1.98	0.63
3:U:66:ASP:OD1	3:U:66:ASP:N	2.29	0.63
3:I:169:ILE:HG22	3:I:226:VAL:HG11	1.80	0.63
3:K:84:THR:O	3:K:86:PRO:HD3	1.98	0.63
3:V:148:TYR:CE1	3:V:199:THR:HG23	2.33	0.63
3:F:86:PRO:HA	3:F:90:THR:HA	1.81	0.63
3:J:252:THR:CG2	3:J:255:GLU:OE1	2.46	0.63
3:D:176:ALA:O	3:D:178:PHE:N	2.32	0.63
3:L:5:LYS:CE	3:L:8:PHE:CE2	2.78	0.63
3:Q:35:ASP:OD2	3:Q:89:TRP:NE1	2.27	0.63
3:U:183:GLU:O	3:U:190:THR:HG22	1.99	0.63
3:L:77:ALA:HB1	3:L:220:LEU:HD23	1.81	0.63
3:G:249:ILE:HG21	3:G:319:MET:HE1	1.80	0.63
3:U:284:SER:O	3:U:287:ILE:HG12	1.98	0.63
3:O:305:VAL:HG22	3:O:308:VAL:HB	1.81	0.63
3:F:305:VAL:HG13	3:F:305:VAL:O	1.99	0.63
3:G:20:GLU:N	3:G:20:GLU:OE1	2.31	0.63
3:A:222:SER:C	3:A:224:ILE:H	2.01	0.63
3:D:176:ALA:C	3:D:178:PHE:H	2.02	0.62
3:Q:50:ASN:ND2	3:Q:50:ASN:N	2.47	0.62
3:F:77:ALA:HB3	3:F:98:ARG:CZ	2.29	0.62
3:M:52:ALA:HA	3:M:126:MET:SD	2.38	0.62
2:X:43:A:H5''	2:X:43:A:H8	1.64	0.62
3:N:357:ARG:HB2	3:N:369:TYR:CE2	2.34	0.62
3:F:21:ILE:HB	3:G:280:ALA:HB2	1.79	0.62
3:D:146:SER:HB2	3:D:169:ILE:CD1	2.14	0.62
3:M:66:ASP:HB2	3:M:67:PRO:HD3	1.81	0.62
3:L:54:LYS:HG3	3:L:140:LEU:HD21	1.80	0.62
3:O:169:ILE:HG22	3:O:226:VAL:CG1	2.30	0.62
3:O:194:CYS:C	3:O:196:ASN:H	2.01	0.62
3:M:172:ILE:CD1	3:M:226:VAL:HG21	2.27	0.62
3:N:8:PHE:CE1	3:O:254:ARG:O	2.53	0.62
3:H:182:VAL:HB	3:H:190:THR:HG21	1.81	0.62
3:C:197:TRP:CD1	3:C:198:SER:N	2.67	0.62
3:I:175:THR:O	3:I:176:ALA:O	2.17	0.62
3:D:175:THR:HG23	3:D:176:ALA:H	1.63	0.62
3:I:264:ASN:OD1	3:J:251:LEU:HD21	1.99	0.62

Continued on next page...

Continued from previous page...

Atom-1	Atom-2	Interatomic distance (Å)	Clash overlap (Å)
3:I:189:THR:O	3:I:193:MET:N	2.32	0.62
3:L:8:PHE:CZ	3:M:255:GLU:CA	2.81	0.62
3:B:53:TYR:CD1	3:B:121:ALA:O	2.51	0.62
1:W:24:A:H5"	3:C:297:LYS:HD2	1.81	0.62
3:P:163:THR:HG22	3:P:192:LYS:HZ2	1.64	0.62
3:S:253:ALA:O	3:S:255:GLU:N	2.33	0.62
3:D:189:THR:HG23	3:D:192:LYS:CB	2.22	0.62
3:A:74:LEU:HA	3:A:98:ARG:HD3	1.80	0.62
3:D:248:GLN:O	3:D:250:ASN:O	2.17	0.62
3:B:175:THR:O	3:B:176:ALA:O	2.18	0.62
3:P:313:HIS:ND1	3:P:324:SER:HB3	2.13	0.62
3:H:52:ALA:HA	3:H:126:MET:SD	2.39	0.62
3:V:326:ASN:HA	3:V:437:SER:HB2	1.82	0.62
3:R:222:SER:O	3:R:224:ILE:N	2.32	0.62
3:Q:156:GLN:C	3:Q:158:THR:H	2.01	0.62
3:F:64:LYS:HG3	3:F:64:LYS:O	1.98	0.62
3:V:174:GLU:O	3:V:174:GLU:HG3	1.99	0.62
3:H:222:SER:C	3:H:224:ILE:H	2.02	0.62
3:V:97:ALA:C	3:V:99:LYS:H	2.03	0.62
3:C:51:LYS:O	3:C:55:SER:CB	2.47	0.62
3:I:264:ASN:ND2	3:J:251:LEU:HD21	2.15	0.62
3:O:189:THR:HG23	3:O:192:LYS:HB3	1.79	0.62
3:H:336:HIS:O	3:H:340:VAL:HG23	1.99	0.62
3:O:249:ILE:HG23	3:O:319:MET:SD	2.39	0.62
3:F:410:MET:HA	3:F:410:MET:HE2	1.81	0.62
3:H:134:VAL:HB	3:H:135:PRO:HD3	1.81	0.62
3:K:434:ARG:HB3	3:K:435:PRO:CD	2.29	0.62
3:N:362:ASP:OD1	3:N:365:GLU:HB2	2.00	0.62
3:F:253:ALA:O	3:F:255:GLU:N	2.31	0.62
3:M:67:PRO:HA	3:M:206:LEU:CD1	2.29	0.62
3:K:53:TYR:CD2	3:K:54:LYS:N	2.68	0.62
3:U:76:ALA:O	3:U:77:ALA:HB2	1.99	0.62
3:T:32:ALA:H	3:T:277:GLN:NE2	1.97	0.62
3:H:206:LEU:HA	3:H:209:THR:HG22	1.81	0.62
3:S:49:LEU:HD22	3:S:52:ALA:HB2	1.81	0.62
3:V:371:ALA:O	3:V:372:ALA:CB	2.47	0.62
3:P:133:THR:HG22	3:P:136:GLU:HG3	1.82	0.62
3:E:286:PHE:HA	3:E:289:PHE:HB3	1.80	0.62
3:L:169:ILE:HG22	3:L:226:VAL:CG1	2.30	0.62
3:K:223:ALA:O	3:K:226:VAL:HG23	2.00	0.62
3:J:98:ARG:H	3:J:98:ARG:HD2	1.65	0.62

Continued on next page...

Continued from previous page...

Atom-1	Atom-2	Interatomic distance (Å)	Clash overlap (Å)
3:N:38:LYS:HA	3:N:38:LYS:HE2	1.81	0.62
3:O:74:LEU:HD22	3:O:98:ARG:HB2	1.82	0.62
3:V:69:ASP:C	3:V:71:CYS:H	2.03	0.62
3:U:340:VAL:HG13	3:U:416:LEU:HD11	1.81	0.62
3:H:232:ALA:C	3:H:234:GLU:H	2.02	0.62
3:A:155:GLY:H	3:A:158:THR:HG21	1.63	0.62
3:K:79:GLN:HG3	3:K:80:PHE:H	1.64	0.62
3:L:255:GLU:OE1	3:L:255:GLU:C	2.37	0.62
3:A:176:ALA:C	3:A:178:PHE:H	2.03	0.62
3:L:31:PRO:O	3:L:32:ALA:C	2.38	0.62
3:F:87:GLU:C	3:F:89:TRP:N	2.52	0.62
3:O:38:LYS:HD3	3:O:205:PHE:HE1	1.65	0.62
3:U:190:THR:HG23	3:U:191:HIS:N	2.14	0.62
3:N:8:PHE:CZ	3:O:255:GLU:CA	2.83	0.62
3:A:6:ILE:CG2	3:B:254:ARG:HH21	2.11	0.62
3:S:74:LEU:HD22	3:S:98:ARG:HB2	1.80	0.62
3:B:340:VAL:HG22	3:B:416:LEU:CD1	2.30	0.62
3:R:47:PRO:HD2	3:R:50:ASN:HD21	1.63	0.62
3:D:54:LYS:HE3	3:D:140:LEU:CD2	2.30	0.62
3:E:50:ASN:HD22	3:E:50:ASN:H	1.47	0.62
3:G:323:ARG:HD3	3:G:324:SER:N	2.14	0.62
3:L:10:VAL:O	3:L:11:ASN:HB3	1.98	0.62
3:S:60:MET:SD	3:S:60:MET:N	2.66	0.62
3:U:409:ILE:HG22	3:U:410:MET:HE3	1.80	0.62
3:P:232:ALA:C	3:P:234:GLU:H	2.03	0.62
3:M:57:LEU:HD23	3:M:194:CYS:SG	2.38	0.62
3:V:38:LYS:HD3	3:V:205:PHE:HE1	1.63	0.62
3:H:249:ILE:HG22	3:H:250:ASN:H	1.62	0.62
3:D:194:CYS:C	3:D:196:ASN:N	2.53	0.62
3:T:262:HIS:CE1	3:U:251:LEU:HD22	2.34	0.62
3:R:81:PHE:HZ	3:R:85:CYS:HB2	1.64	0.62
3:R:222:SER:C	3:R:224:ILE:H	2.02	0.62
3:V:49:LEU:HD22	3:V:52:ALA:HB2	1.82	0.62
3:C:97:ALA:O	3:C:99:LYS:N	2.32	0.62
3:T:194:CYS:C	3:T:196:ASN:H	2.02	0.62
3:J:38:LYS:HE2	3:J:39:PRO:CD	2.29	0.62
3:S:20:GLU:HB2	3:T:254:ARG:HD2	1.82	0.62
3:F:38:LYS:HE2	3:F:39:PRO:CD	2.30	0.62
3:V:340:VAL:HA	3:V:416:LEU:HD11	1.81	0.62
3:I:38:LYS:CE	3:I:38:LYS:HA	2.30	0.62
3:L:9:LYS:HE2	3:L:17:LEU:CB	2.30	0.62

Continued on next page...

Continued from previous page...

Atom-1	Atom-2	Interatomic distance (Å)	Clash overlap (Å)
3:C:222:SER:O	3:C:224:ILE:N	2.32	0.62
3:S:403:GLU:HG3	3:T:357:ARG:HH12	1.65	0.62
3:P:153:ILE:HD12	3:P:153:ILE:H	1.65	0.62
3:M:189:THR:HG23	3:M:192:LYS:CG	2.29	0.61
3:V:30:TYR:CB	3:V:277:GLN:NE2	2.53	0.61
3:L:49:LEU:HD22	3:L:52:ALA:HB2	1.81	0.61
3:I:249:ILE:HG12	3:I:319:MET:HE3	1.81	0.61
3:G:336:HIS:O	3:G:340:VAL:HG23	1.98	0.61
2:X:11:C:H2'	2:X:12:A:O4'	2.01	0.61
1:W:24:A:H4'	3:C:290:ARG:HH21	1.64	0.61
3:L:290:ARG:HD2	3:L:295:SER:HB2	1.82	0.61
3:N:197:TRP:HD1	3:N:198:SER:O	1.82	0.61
3:T:295:SER:OG	3:T:296:GLY:N	2.32	0.61
3:E:54:LYS:HE3	3:E:140:LEU:HD23	1.82	0.61
3:K:146:SER:HB2	3:K:169:ILE:HD12	1.82	0.61
3:E:211:ASP:HB2	3:E:228:THR:HB	1.81	0.61
3:C:340:VAL:HG22	3:C:416:LEU:HD11	1.81	0.61
3:E:32:ALA:HB2	3:E:277:GLN:HE22	1.64	0.61
3:F:169:ILE:HG22	3:F:226:VAL:HG12	1.82	0.61
3:V:73:TYR:O	3:V:75:ALA:N	2.33	0.61
3:M:340:VAL:CA	3:M:416:LEU:HD11	2.28	0.61
3:H:74:LEU:HD22	3:H:98:ARG:CB	2.29	0.61
3:A:31:PRO:HD2	3:A:277:GLN:HG3	1.80	0.61
3:A:7:VAL:HG12	3:A:9:LYS:CE	2.30	0.61
3:E:74:LEU:CD2	3:E:98:ARG:HB2	2.30	0.61
3:B:326:ASN:HA	3:B:437:SER:HB2	1.82	0.61
3:B:403:GLU:HG3	3:C:357:ARG:HH12	1.65	0.61
3:R:133:THR:OG1	3:R:135:PRO:HD2	1.99	0.61
3:O:93:GLY:O	3:O:94:ILE:HG23	2.00	0.61
3:H:122:LEU:CD2	3:O:122:LEU:HD22	2.25	0.61
3:F:176:ALA:CB	3:F:177:PRO:HD2	2.26	0.61
3:A:87:GLU:O	3:A:89:TRP:N	2.33	0.61
3:F:57:LEU:CD2	3:F:57:LEU:C	2.68	0.61
3:H:194:CYS:C	3:H:196:ASN:N	2.49	0.61
3:C:234:GLU:O	3:C:235:ASP:HB2	2.00	0.61
3:K:33:ILE:HB	3:K:88:ASP:CB	2.30	0.61
3:P:286:PHE:HA	3:P:289:PHE:HB3	1.82	0.61
3:G:33:ILE:HB	3:G:88:ASP:HB3	1.82	0.61
3:H:240:VAL:HA	3:H:243:THR:CG2	2.30	0.61
3:H:264:ASN:HD21	3:I:251:LEU:HD22	1.65	0.61
3:L:362:ASP:HA	3:U:9:LYS:HD3	1.82	0.61

Continued on next page...

Continued from previous page...

Atom-1	Atom-2	Interatomic distance (Å)	Clash overlap (Å)
3:T:77:ALA:O	3:T:98:ARG:CZ	2.48	0.61
3:R:146:SER:HB2	3:R:169:ILE:HD12	1.83	0.61
3:L:251:LEU:CD2	3:V:262:HIS:CE1	2.84	0.61
3:G:122:LEU:HD22	3:P:122:LEU:HD22	1.81	0.61
3:N:74:LEU:HA	3:N:98:ARG:HD3	1.82	0.61
3:I:9:LYS:HD2	3:I:9:LYS:H	1.66	0.61
3:V:69:ASP:C	3:V:71:CYS:N	2.50	0.61
3:G:253:ALA:C	3:G:255:GLU:H	2.04	0.61
3:O:66:ASP:HB2	3:O:67:PRO:CD	2.30	0.61
3:A:358:ARG:HD2	3:K:266:GLU:OE2	2.00	0.61
3:H:410:MET:HA	3:H:410:MET:CE	2.30	0.61
3:P:128:LEU:HD11	3:P:130:ARG:HE	1.64	0.61
3:G:8:PHE:HZ	3:H:255:GLU:CA	2.08	0.61
3:J:284:SER:O	3:J:287:ILE:HG12	2.00	0.61
2:X:89:C:H41	3:M:323:ARG:NH2	1.98	0.61
3:Q:38:LYS:CE	3:Q:39:PRO:HD2	2.29	0.61
3:N:57:LEU:HD21	3:N:194:CYS:SG	2.39	0.61
3:L:84:THR:O	3:L:86:PRO:HD3	2.01	0.61
3:E:77:ALA:HB3	3:E:98:ARG:NH1	2.14	0.61
3:D:20:GLU:HB2	3:E:254:ARG:HD2	1.81	0.61
3:S:340:VAL:HG13	3:S:416:LEU:HD12	1.82	0.61
3:N:416:LEU:HD12	3:N:416:LEU:N	2.16	0.61
3:M:20:GLU:O	3:N:254:ARG:NH1	2.32	0.61
3:E:253:ALA:O	3:E:255:GLU:N	2.33	0.61
3:P:53:TYR:O	3:P:56:VAL:HG23	2.00	0.61
3:N:98:ARG:HG3	3:N:213:PHE:CD1	2.35	0.61
3:Q:206:LEU:HA	3:Q:209:THR:CG2	2.30	0.61
3:Q:38:LYS:HA	3:Q:38:LYS:HE2	1.81	0.61
3:T:184:HIS:O	3:T:189:THR:N	2.33	0.61
1:W:72:C:C6	3:I:323:ARG:HG2	2.35	0.61
3:D:77:ALA:O	3:D:98:ARG:CZ	2.47	0.61
3:N:313:HIS:ND1	3:N:324:SER:HB3	2.15	0.61
3:E:156:GLN:C	3:E:158:THR:H	2.04	0.61
2:X:89:C:C2	2:X:90:C:H5"	2.35	0.61
3:T:81:PHE:HB3	3:T:94:ILE:HA	1.83	0.61
3:U:216:ARG:HG3	3:U:217:ILE:HD12	1.82	0.61
3:C:268:GLU:OE2	3:C:307:HIS:HD2	1.84	0.61
3:F:8:PHE:HE1	3:G:254:ARG:HG3	1.64	0.61
3:J:417:LYS:H	3:J:420:HIS:HD2	1.47	0.61
3:N:366:LEU:HD23	3:N:366:LEU:C	2.20	0.61
3:L:231:THR:HA	3:L:234:GLU:OE1	2.01	0.61

Continued on next page...

Continued from previous page...

Atom-1	Atom-2	Interatomic distance (Å)	Clash overlap (Å)
3:I:53:TYR:CZ	3:I:65:LEU:HD22	2.35	0.61
3:F:214:PHE:CD2	3:F:222:SER:HA	2.35	0.61
3:R:10:VAL:O	3:R:11:ASN:CB	2.49	0.61
3:J:126:MET:O	3:M:122:LEU:O	2.19	0.61
3:J:8:PHE:HZ	3:K:255:GLU:CA	2.11	0.61
3:T:223:ALA:O	3:T:226:VAL:CG2	2.47	0.61
3:G:38:LYS:HE2	3:G:38:LYS:CA	2.28	0.61
3:A:189:THR:HB	3:A:193:MET:HG2	1.82	0.61
3:V:175:THR:HG23	3:V:176:ALA:H	1.65	0.61
3:K:46:ALA:HB1	3:K:50:ASN:OD1	2.00	0.61
3:D:257:ILE:O	3:D:260:PHE:HB2	2.01	0.61
3:E:222:SER:O	3:E:224:ILE:N	2.34	0.61
3:V:7:VAL:O	3:V:8:PHE:CD1	2.54	0.61
3:J:253:ALA:O	3:J:255:GLU:N	2.32	0.61
3:C:176:ALA:C	3:C:178:PHE:N	2.53	0.61
3:J:169:ILE:HG22	3:J:226:VAL:HG11	1.82	0.61
3:Q:98:ARG:H	3:Q:98:ARG:HD2	1.64	0.61
3:Q:172:ILE:HD11	3:Q:226:VAL:HG21	1.82	0.61
3:L:169:ILE:HG22	3:L:226:VAL:HG11	1.81	0.61
3:R:182:VAL:HB	3:R:190:THR:HG21	1.81	0.61
3:I:340:VAL:HG22	3:I:416:LEU:HD11	1.82	0.61
3:M:57:LEU:HD11	3:M:191:HIS:HD2	1.66	0.61
3:Q:248:GLN:O	3:Q:249:ILE:C	2.39	0.61
3:B:73:TYR:O	3:B:75:ALA:N	2.34	0.61
3:I:54:LYS:C	3:I:56:VAL:H	2.04	0.61
3:C:30:TYR:HB3	3:C:277:GLN:NE2	2.16	0.61
3:S:53:TYR:HD1	3:S:121:ALA:H	1.49	0.61
3:D:20:GLU:N	3:D:20:GLU:CD	2.53	0.61
3:D:77:ALA:HB3	3:D:98:ARG:HH12	1.66	0.61
3:F:287:ILE:HG13	3:F:288:HIS:CD2	2.35	0.61
3:Q:10:VAL:HG12	3:Q:11:ASN:N	2.16	0.60
3:A:74:LEU:HD22	3:A:98:ARG:CB	2.31	0.60
3:T:93:GLY:O	3:T:94:ILE:HG23	2.01	0.60
3:Q:175:THR:HG23	3:Q:176:ALA:H	1.66	0.60
3:V:63:ALA:O	3:V:197:TRP:HH2	1.82	0.60
3:L:277:GLN:H	3:L:277:GLN:CD	2.03	0.60
3:I:197:TRP:CD1	3:I:198:SER:O	2.55	0.60
3:H:85:CYS:HB3	3:H:91:SER:HB2	1.83	0.60
3:D:10:VAL:O	3:D:11:ASN:HB2	2.01	0.60
3:U:410:MET:HA	3:U:410:MET:CE	2.31	0.60
3:V:204:ARG:HE	3:V:291:SER:HA	1.65	0.60

Continued on next page...

Continued from previous page...

Atom-1	Atom-2	Interatomic distance (Å)	Clash overlap (Å)
3:P:163:THR:HG22	3:P:192:LYS:HZ1	1.66	0.60
3:P:189:THR:HG23	3:P:192:LYS:CB	2.13	0.60
1:W:67:C:H3'	1:W:68:C:H5''	1.83	0.60
3:U:169:ILE:HG22	3:U:226:VAL:CG1	2.30	0.60
3:M:252:THR:HG22	3:M:253:ALA:H	1.65	0.60
3:I:206:LEU:HA	3:I:209:THR:CG2	2.31	0.60
3:T:284:SER:O	3:T:287:ILE:HG12	2.01	0.60
3:M:262:HIS:HE1	3:N:251:LEU:HD23	1.66	0.60
3:L:77:ALA:HB3	3:L:98:ARG:CZ	2.29	0.60
3:S:98:ARG:H	3:S:98:ARG:HD2	1.65	0.60
3:S:313:HIS:ND1	3:S:324:SER:CB	2.64	0.60
3:F:53:TYR:HD1	3:F:121:ALA:O	1.85	0.60
3:G:313:HIS:ND1	3:G:324:SER:HB3	2.16	0.60
3:M:197:TRP:CD1	3:M:198:SER:N	2.69	0.60
3:D:248:GLN:CG	3:D:249:ILE:N	2.50	0.60
3:L:8:PHE:CE2	3:M:255:GLU:HA	2.37	0.60
3:Q:56:VAL:HG11	3:Q:123:THR:OG1	2.01	0.60
3:T:417:LYS:N	3:T:420:HIS:HD2	1.88	0.60
3:J:189:THR:HG22	3:J:192:LYS:CB	2.31	0.60
3:F:52:ALA:HA	3:F:126:MET:SD	2.42	0.60
3:D:85:CYS:HB3	3:D:91:SER:HB2	1.83	0.60
3:O:415:ARG:HG3	3:P:351:GLY:O	2.00	0.60
3:H:8:PHE:CZ	3:I:255:GLU:CB	2.81	0.60
3:I:253:ALA:O	3:I:255:GLU:N	2.34	0.60
3:M:323:ARG:HD3	3:M:323:ARG:C	2.22	0.60
3:P:66:ASP:HB2	3:P:67:PRO:CD	2.32	0.60
3:M:410:MET:CE	3:M:410:MET:HA	2.30	0.60
3:S:315:VAL:HG12	3:S:319:MET:CE	2.32	0.60
3:T:38:LYS:CE	3:T:39:PRO:HD2	2.28	0.60
3:A:53:TYR:CD1	3:A:121:ALA:O	2.48	0.60
3:F:206:LEU:O	3:F:207:ALA:C	2.40	0.60
3:U:35:ASP:OD2	3:U:89:TRP:NE1	2.32	0.60
3:H:118:GLY:HA3	3:H:120:TRP:NE1	2.16	0.60
3:V:366:LEU:O	3:V:366:LEU:HD23	2.01	0.60
3:L:366:LEU:C	3:L:366:LEU:HD23	2.21	0.60
3:F:232:ALA:C	3:F:234:GLU:H	2.04	0.60
3:U:10:VAL:O	3:U:11:ASN:CB	2.49	0.60
3:A:253:ALA:C	3:A:255:GLU:H	2.05	0.60
3:A:254:ARG:O	3:K:8:PHE:CZ	2.54	0.60
3:P:146:SER:HB2	3:P:169:ILE:CD1	2.19	0.60
3:I:183:GLU:O	3:I:190:THR:HG22	2.01	0.60

Continued on next page...

Continued from previous page...

Atom-1	Atom-2	Interatomic distance (Å)	Clash overlap (Å)
3:Q:54:LYS:HG3	3:Q:140:LEU:HD21	1.83	0.60
3:K:177:PRO:HB2	3:K:221:TYR:CE2	2.36	0.60
3:G:38:LYS:CE	3:G:38:LYS:HA	2.27	0.60
3:F:32:ALA:HB2	3:F:277:GLN:HE22	1.66	0.60
3:A:206:LEU:HA	3:A:209:THR:CG2	2.30	0.60
3:E:334:ALA:O	3:E:338:MET:HG2	2.02	0.60
3:Q:9:LYS:N	3:Q:9:LYS:HD2	2.15	0.60
3:M:85:CYS:HB3	3:M:91:SER:HB2	1.83	0.60
3:T:403:GLU:HG3	3:U:357:ARG:HH12	1.67	0.60
3:M:327:ALA:O	3:M:437:SER:HA	2.02	0.60
3:T:240:VAL:HA	3:T:243:THR:HG22	1.83	0.60
3:K:100:GLY:C	3:K:101:ASP:OD2	2.40	0.60
3:D:262:HIS:CE1	3:E:251:LEU:CD2	2.85	0.60
3:N:249:ILE:CG2	3:N:250:ASN:N	2.64	0.60
3:D:249:ILE:CG2	3:D:319:MET:HE1	2.32	0.60
3:R:249:ILE:CG2	3:R:250:ASN:N	2.54	0.60
3:G:77:ALA:HB1	3:G:220:LEU:HD21	1.83	0.60
2:X:20:C:C3'	2:X:21:C:H5''	2.32	0.60
3:C:277:GLN:OE1	3:C:277:GLN:N	2.34	0.60
3:I:10:VAL:O	3:I:11:ASN:CB	2.49	0.60
3:E:97:ALA:O	3:E:99:LYS:N	2.32	0.60
3:P:295:SER:OG	3:P:296:GLY:N	2.35	0.60
3:B:133:THR:HG22	3:B:136:GLU:HG3	1.83	0.60
3:F:35:ASP:O	3:F:36:LEU:HG	2.01	0.60
3:A:446:TYR:O	3:A:447:SER:OG	2.15	0.60
3:C:51:LYS:HA	3:C:54:LYS:CE	2.29	0.60
3:J:169:ILE:HG22	3:J:226:VAL:HG12	1.83	0.60
3:U:176:ALA:O	3:U:178:PHE:N	2.35	0.60
3:B:73:TYR:CD2	3:B:141:VAL:HG11	2.35	0.60
3:N:223:ALA:O	3:N:226:VAL:HG23	2.02	0.60
3:O:189:THR:HG22	3:O:192:LYS:CB	2.27	0.60
3:A:54:LYS:HD2	3:A:144:LEU:HD11	1.83	0.60
3:A:54:LYS:HE3	3:A:140:LEU:CD2	2.31	0.60
3:B:277:GLN:OE1	3:B:277:GLN:N	2.34	0.60
3:F:205:PHE:HD2	3:F:205:PHE:C	2.04	0.60
3:V:234:GLU:HG2	3:V:235:ASP:OD1	2.02	0.60
3:V:10:VAL:HG21	3:V:18:LYS:HZ3	1.66	0.60
3:V:12:ASN:HB3	3:V:13:GLN:OE1	2.02	0.60
3:G:246:ILE:HG13	3:G:247:LYS:N	2.16	0.60
2:X:19:C:C4	3:U:157:ASN:HB2	2.36	0.60
3:C:54:LYS:NZ	3:C:69:ASP:OD1	2.35	0.60

Continued on next page...

Continued from previous page...

Atom-1	Atom-2	Interatomic distance (Å)	Clash overlap (Å)
3:I:249:ILE:HG21	3:I:319:MET:HE3	1.74	0.60
3:P:53:TYR:CD1	3:P:121:ALA:O	2.54	0.60
3:M:262:HIS:CE1	3:N:251:LEU:CD2	2.84	0.60
1:W:58:C:OP1	3:K:168:ARG:NH2	2.34	0.60
3:F:38:LYS:HD3	3:F:205:PHE:HE1	1.65	0.60
3:D:64:LYS:O	3:D:64:LYS:HG3	2.00	0.60
3:F:66:ASP:HB2	3:F:67:PRO:HD3	1.82	0.60
3:B:133:THR:CG2	3:B:136:GLU:HG3	2.31	0.60
3:F:211:ASP:HB2	3:F:228:THR:HB	1.84	0.60
2:X:97:A:H2'	2:X:98:C:O4'	2.01	0.60
3:F:197:TRP:CD1	3:F:198:SER:N	2.70	0.60
3:B:8:PHE:CZ	3:C:255:GLU:CB	2.85	0.60
3:L:216:ARG:HH11	3:L:216:ARG:HG2	1.67	0.60
3:E:184:HIS:O	3:E:189:THR:N	2.34	0.60
3:H:33:ILE:HD12	3:H:88:ASP:HB2	1.84	0.60
3:K:81:PHE:CG	3:K:82:GLU:N	2.70	0.60
3:J:277:GLN:CD	3:J:277:GLN:H	2.05	0.60
3:A:31:PRO:O	3:A:32:ALA:C	2.40	0.60
3:A:7:VAL:CG1	3:A:9:LYS:HE2	2.32	0.60
3:I:10:VAL:HG12	3:I:11:ASN:N	2.17	0.60
3:U:81:PHE:HB3	3:U:94:ILE:HA	1.84	0.60
3:I:124:GLY:HA2	3:N:122:LEU:CD2	2.29	0.60
2:X:6:A:H3'	2:X:6:A:H8	1.67	0.60
3:E:12:ASN:HB3	3:E:13:GLN:OE1	2.02	0.60
3:A:251:LEU:CD2	3:K:264:ASN:HD21	2.14	0.60
3:F:263:LYS:HE2	3:G:358:ARG:HH21	1.67	0.60
3:L:264:ASN:OD1	3:M:251:LEU:HD21	2.02	0.59
3:C:53:TYR:HD1	3:C:121:ALA:O	1.85	0.59
3:I:77:ALA:HB1	3:I:220:LEU:CD2	2.32	0.59
3:T:176:ALA:C	3:T:178:PHE:H	2.05	0.59
3:L:248:GLN:CG	3:L:249:ILE:N	2.62	0.59
3:G:77:ALA:HB3	3:G:98:ARG:NH2	2.16	0.59
3:B:54:LYS:O	3:B:56:VAL:N	2.35	0.59
3:V:175:THR:HG23	3:V:176:ALA:N	2.16	0.59
3:L:239:LEU:O	3:L:243:THR:CG2	2.49	0.59
3:M:128:LEU:HD11	3:M:130:ARG:HE	1.67	0.59
3:A:253:ALA:C	3:A:255:GLU:N	2.55	0.59
3:M:249:ILE:HG23	3:M:319:MET:HE1	1.79	0.59
3:L:145:LEU:HD22	3:L:207:ALA:HA	1.84	0.59
3:R:38:LYS:HE2	3:R:39:PRO:CD	2.20	0.59
3:F:79:GLN:HB3	3:F:217:ILE:CG2	2.32	0.59

Continued on next page...

Continued from previous page...

Atom-1	Atom-2	Interatomic distance (Å)	Clash overlap (Å)
3:J:249:ILE:HG22	3:J:250:ASN:OD1	2.02	0.59
3:V:57:LEU:C	3:V:57:LEU:CD2	2.71	0.59
3:O:74:LEU:HD22	3:O:98:ARG:CB	2.32	0.59
3:S:77:ALA:HB3	3:S:98:ARG:NH2	2.17	0.59
3:E:264:ASN:ND2	3:F:251:LEU:HD22	2.17	0.59
3:U:287:ILE:HG13	3:U:288:HIS:CD2	2.38	0.59
3:S:211:ASP:OD2	3:S:288:HIS:HE1	1.84	0.59
3:E:183:GLU:H	3:E:190:THR:HG21	1.67	0.59
3:Q:151:SER:OG	3:Q:198:SER:HA	2.02	0.59
2:X:35:C:P	3:S:237:SER:HG	2.25	0.59
3:F:252:THR:HG22	3:F:253:ALA:H	1.66	0.59
3:I:183:GLU:O	3:I:184:HIS:O	2.20	0.59
3:I:190:THR:HG23	3:I:191:HIS:N	2.17	0.59
3:S:189:THR:HG22	3:S:192:LYS:CB	2.25	0.59
3:G:175:THR:HG23	3:G:176:ALA:N	2.17	0.59
3:V:57:LEU:HD11	3:V:191:HIS:HD2	1.67	0.59
3:H:57:LEU:HD11	3:H:140:LEU:CD1	2.32	0.59
3:G:252:THR:HG22	3:G:253:ALA:H	1.67	0.59
3:L:409:ILE:HG22	3:L:410:MET:HE3	1.84	0.59
3:C:194:CYS:C	3:C:196:ASN:H	2.04	0.59
3:E:57:LEU:HD21	3:E:144:LEU:CD2	2.32	0.59
3:D:222:SER:C	3:D:224:ILE:N	2.55	0.59
3:K:183:GLU:O	3:K:190:THR:HG22	2.02	0.59
3:Q:87:GLU:C	3:Q:89:TRP:N	2.54	0.59
3:O:163:THR:HG22	3:O:192:LYS:HZ1	1.66	0.59
3:A:34:LYS:O	3:A:35:ASP:HB2	2.02	0.59
3:O:54:LYS:O	3:O:56:VAL:N	2.36	0.59
3:S:57:LEU:O	3:S:57:LEU:HD23	2.01	0.59
3:T:20:GLU:N	3:T:20:GLU:OE1	2.36	0.59
3:T:323:ARG:C	3:T:323:ARG:HD3	2.23	0.59
3:K:81:PHE:CZ	3:K:85:CYS:HB2	2.37	0.59
3:K:133:THR:CG2	3:K:136:GLU:HG3	2.33	0.59
3:R:214:PHE:CD2	3:R:222:SER:HA	2.38	0.59
3:H:133:THR:OG1	3:H:135:PRO:HD2	2.03	0.59
3:I:340:VAL:HG13	3:I:416:LEU:HD12	1.84	0.59
3:F:162:LYS:O	3:F:165:ILE:HG12	2.02	0.59
3:I:97:ALA:O	3:I:99:LYS:N	2.31	0.59
3:B:15:VAL:HG12	3:B:16:SER:N	2.17	0.59
3:E:284:SER:O	3:E:287:ILE:HG12	2.01	0.59
3:P:74:LEU:CD2	3:P:98:ARG:HB2	2.33	0.59
3:B:74:LEU:HD22	3:B:98:ARG:HB2	1.83	0.59

Continued on next page...

Continued from previous page...

Atom-1	Atom-2	Interatomic distance (Å)	Clash overlap (Å)
3:L:273:PHE:CE2	3:V:20:GLU:HB3	2.38	0.59
3:D:73:TYR:HD2	3:D:210:TYR:OH	1.86	0.59
3:Q:81:PHE:HE2	3:Q:84:THR:HA	1.66	0.59
3:N:313:HIS:HB3	3:N:324:SER:HB2	1.85	0.59
3:J:156:GLN:O	3:J:158:THR:N	2.35	0.59
3:N:197:TRP:CD1	3:N:198:SER:O	2.56	0.59
3:S:38:LYS:HA	3:S:38:LYS:HE2	1.84	0.59
3:E:20:GLU:O	3:F:254:ARG:NH1	2.36	0.59
3:M:77:ALA:HB3	3:M:98:ARG:NH1	2.17	0.59
3:T:74:LEU:HA	3:T:98:ARG:HD3	1.84	0.59
3:E:65:LEU:HD21	3:E:119:ASN:CB	2.26	0.59
3:Q:32:ALA:HB2	3:Q:277:GLN:HE22	1.67	0.59
3:I:284:SER:O	3:I:287:ILE:HG12	2.02	0.59
3:D:416:LEU:N	3:D:416:LEU:HD12	2.17	0.59
3:S:250:ASN:OD1	3:S:250:ASN:N	2.29	0.59
3:O:54:LYS:HE3	3:O:140:LEU:CD2	2.32	0.59
3:H:65:LEU:HD21	3:H:119:ASN:HB3	1.84	0.59
3:M:211:ASP:HB2	3:M:228:THR:HB	1.85	0.59
3:B:222:SER:O	3:B:224:ILE:N	2.35	0.59
3:I:232:ALA:C	3:I:234:GLU:H	2.06	0.59
3:T:73:TYR:O	3:T:76:ALA:N	2.35	0.59
3:V:172:ILE:CD1	3:V:226:VAL:HG21	2.24	0.59
3:S:189:THR:HG23	3:S:192:LYS:HB3	1.83	0.59
1:W:27:C:C2	3:C:323:ARG:HG2	2.38	0.59
1:W:9:C:OP1	3:E:323:ARG:NH2	2.34	0.59
3:S:93:GLY:O	3:S:94:ILE:HG23	2.03	0.59
3:V:81:PHE:CG	3:V:82:GLU:N	2.70	0.59
3:V:371:ALA:O	3:V:372:ALA:HB2	2.02	0.59
3:R:174:GLU:HB2	3:R:180:LYS:HB2	1.84	0.59
3:F:151:SER:OG	3:F:198:SER:HA	2.02	0.59
3:I:77:ALA:O	3:I:98:ARG:CZ	2.51	0.59
2:X:88:A:OP1	3:M:235:ASP:HB3	2.03	0.59
3:E:65:LEU:CD2	3:E:119:ASN:HB3	2.25	0.59
3:P:54:LYS:HE3	3:P:140:LEU:CD2	2.23	0.59
3:V:249:ILE:CG2	3:V:250:ASN:H	2.04	0.59
3:K:87:GLU:C	3:K:89:TRP:N	2.54	0.59
3:P:81:PHE:HZ	3:P:85:CYS:HB2	1.65	0.59
3:P:222:SER:O	3:P:224:ILE:N	2.35	0.59
3:U:176:ALA:C	3:U:178:PHE:N	2.54	0.59
3:T:56:VAL:HG11	3:T:123:THR:OG1	2.03	0.59
3:K:175:THR:O	3:K:176:ALA:O	2.21	0.59

Continued on next page...

Continued from previous page...

Atom-1	Atom-2	Interatomic distance (Å)	Clash overlap (Å)
3:A:38:LYS:HE2	3:A:38:LYS:CA	2.32	0.59
3:K:340:VAL:HG22	3:K:416:LEU:CD1	2.33	0.59
3:J:145:LEU:HD22	3:J:207:ALA:HA	1.84	0.59
3:K:222:SER:C	3:K:224:ILE:H	2.06	0.59
3:K:216:ARG:HH11	3:K:216:ARG:HG2	1.68	0.59
3:H:50:ASN:N	3:H:50:ASN:HD22	2.01	0.59
3:P:257:ILE:HD13	3:P:269:ILE:HD12	1.85	0.59
3:N:417:LYS:H	3:N:420:HIS:HD2	1.51	0.59
3:O:232:ALA:C	3:O:234:GLU:H	2.06	0.59
3:F:51:LYS:O	3:F:55:SER:HB2	2.01	0.59
3:L:255:GLU:C	3:V:8:PHE:HE2	2.06	0.59
3:C:248:GLN:CD	3:C:249:ILE:HG13	2.23	0.59
3:K:35:ASP:O	3:K:36:LEU:HG	2.03	0.59
3:M:10:VAL:HB	3:M:16:SER:HB2	1.84	0.59
3:E:308:VAL:CG1	3:E:312:ILE:HD11	2.30	0.59
3:J:308:VAL:CG1	3:J:312:ILE:HD11	2.33	0.59
3:B:240:VAL:HA	3:B:243:THR:HG22	1.84	0.59
3:K:151:SER:OG	3:K:198:SER:HA	2.03	0.59
3:M:20:GLU:CD	3:M:20:GLU:N	2.56	0.59
3:R:338:MET:HA	3:R:338:MET:HE2	1.84	0.59
3:A:145:LEU:HD22	3:A:207:ALA:HA	1.85	0.59
3:P:248:GLN:CG	3:P:249:ILE:H	1.94	0.58
3:J:222:SER:C	3:J:224:ILE:H	2.06	0.58
3:T:73:TYR:O	3:T:74:LEU:C	2.40	0.58
3:O:172:ILE:HD11	3:O:226:VAL:HG11	1.84	0.58
3:G:145:LEU:HD22	3:G:207:ALA:HA	1.85	0.58
3:J:249:ILE:CG2	3:J:319:MET:CE	2.81	0.58
3:M:73:TYR:O	3:M:76:ALA:N	2.35	0.58
3:N:33:ILE:HB	3:N:88:ASP:HB3	1.83	0.58
3:C:122:LEU:CD1	3:T:122:LEU:HD23	2.31	0.58
3:A:53:TYR:O	3:A:56:VAL:HG23	2.02	0.58
3:D:366:LEU:HD23	3:D:366:LEU:C	2.24	0.58
3:E:183:GLU:O	3:E:190:THR:HG22	2.03	0.58
3:N:340:VAL:HG13	3:N:416:LEU:CD1	2.33	0.58
3:O:6:ILE:HG13	3:O:7:VAL:H	1.67	0.58
3:T:336:HIS:O	3:T:340:VAL:HG23	2.02	0.58
3:G:12:ASN:HB3	3:G:13:GLN:NE2	2.18	0.58
3:D:9:LYS:HD3	3:F:362:ASP:HA	1.83	0.58
3:C:133:THR:CG2	3:C:136:GLU:HG3	2.33	0.58
3:T:8:PHE:HZ	3:U:255:GLU:HB2	1.65	0.58
3:L:64:LYS:O	3:L:64:LYS:HG3	2.02	0.58

Continued on next page...

Continued from previous page...

Atom-1	Atom-2	Interatomic distance (Å)	Clash overlap (Å)
3:R:67:PRO:HA	3:R:206:LEU:CD1	2.33	0.58
3:G:284:SER:O	3:G:287:ILE:HG12	2.03	0.58
3:T:10:VAL:O	3:T:11:ASN:HB2	2.02	0.58
3:U:184:HIS:O	3:U:189:THR:N	2.37	0.58
1:W:81:C:C6	3:H:323:ARG:HG2	2.37	0.58
3:C:81:PHE:HE2	3:C:84:THR:HA	1.68	0.58
3:F:197:TRP:CD1	3:F:198:SER:O	2.56	0.58
3:F:215:SER:HB2	3:F:225:ARG:NH1	2.17	0.58
3:J:38:LYS:HA	3:J:38:LYS:CE	2.29	0.58
3:N:169:ILE:HD11	3:N:191:HIS:HE1	1.67	0.58
3:Q:126:MET:HG2	3:Q:128:LEU:H	1.69	0.58
3:D:77:ALA:HB3	3:D:98:ARG:NH2	2.19	0.58
3:D:79:GLN:HB3	3:D:217:ILE:HG23	1.85	0.58
3:L:12:ASN:CB	3:L:13:GLN:OE1	2.50	0.58
3:D:205:PHE:O	3:D:209:THR:HG22	2.03	0.58
3:L:56:VAL:HG11	3:L:123:THR:OG1	2.03	0.58
3:B:176:ALA:C	3:B:178:PHE:H	2.07	0.58
3:G:98:ARG:HD2	3:G:98:ARG:H	1.69	0.58
3:N:54:LYS:C	3:N:56:VAL:H	2.06	0.58
3:A:31:PRO:HG3	3:A:289:PHE:CD1	2.38	0.58
3:V:54:LYS:C	3:V:56:VAL:H	2.06	0.58
3:D:63:ALA:HB3	3:D:65:LEU:HD13	1.84	0.58
3:F:235:ASP:HB2	3:F:290:ARG:HG2	1.86	0.58
3:S:32:ALA:H	3:S:277:GLN:HE21	1.49	0.58
3:L:12:ASN:O	3:L:13:GLN:CG	2.50	0.58
3:R:344:TYR:CG	3:R:409:ILE:HG12	2.38	0.58
1:W:55:C:C2	3:K:157:ASN:HB2	2.38	0.58
3:A:10:VAL:O	3:A:11:ASN:CB	2.51	0.58
3:C:176:ALA:O	3:C:178:PHE:N	2.36	0.58
3:T:86:PRO:HA	3:T:90:THR:HA	1.85	0.58
3:L:35:ASP:O	3:L:36:LEU:HG	2.04	0.58
3:A:37:LYS:HG3	3:A:89:TRP:CE3	2.39	0.58
3:O:145:LEU:HD22	3:O:207:ALA:HA	1.85	0.58
3:I:15:VAL:CG1	3:I:16:SER:N	2.66	0.58
3:V:81:PHE:CD2	3:V:82:GLU:N	2.71	0.58
3:S:65:LEU:HD21	3:S:119:ASN:HB3	1.84	0.58
3:M:239:LEU:O	3:M:243:THR:HG22	2.03	0.58
3:F:239:LEU:O	3:F:243:THR:HG22	2.04	0.58
3:U:26:HIS:O	3:U:27:GLU:HB3	2.01	0.58
3:T:84:THR:O	3:T:86:PRO:HD3	2.03	0.58
3:N:37:LYS:O	3:N:39:PRO:HD3	2.03	0.58

Continued on next page...

Continued from previous page...

Atom-1	Atom-2	Interatomic distance (Å)	Clash overlap (Å)
3:I:20:GLU:O	3:J:254:ARG:NH1	2.36	0.58
3:T:20:GLU:O	3:T:22:ILE:HG12	2.04	0.58
3:S:126:MET:HE2	3:S:128:LEU:O	2.03	0.58
3:G:232:ALA:C	3:G:234:GLU:H	2.07	0.58
3:G:31:PRO:HD2	3:G:277:GLN:HG3	1.86	0.58
3:B:182:VAL:HB	3:B:190:THR:HG21	1.85	0.58
2:X:88:A:H8	2:X:89:C:C4'	2.17	0.58
3:U:53:TYR:HD1	3:U:121:ALA:H	1.50	0.58
3:F:216:ARG:NH2	3:F:283:HIS:CD2	2.71	0.58
3:Q:176:ALA:O	3:Q:178:PHE:N	2.37	0.58
3:L:197:TRP:CD1	3:L:198:SER:N	2.70	0.58
3:P:180:LYS:HE3	3:P:182:VAL:O	2.02	0.58
3:N:81:PHE:CG	3:N:82:GLU:N	2.71	0.58
3:A:338:MET:CE	3:A:338:MET:HA	2.34	0.58
3:C:417:LYS:H	3:C:420:HIS:CD2	2.21	0.58
3:B:410:MET:HE2	3:B:410:MET:HA	1.85	0.58
3:B:14:VAL:HG23	3:B:15:VAL:H	1.68	0.58
3:I:103:ILE:HD12	3:I:103:ILE:N	2.17	0.58
3:S:253:ALA:C	3:S:255:GLU:N	2.56	0.58
3:E:31:PRO:HB3	3:E:289:PHE:HB2	1.86	0.58
3:T:54:LYS:NZ	3:T:69:ASP:OD2	2.32	0.58
3:N:98:ARG:HG3	3:N:213:PHE:CG	2.39	0.58
3:U:197:TRP:HD1	3:U:198:SER:N	1.98	0.58
3:J:189:THR:CG2	3:J:192:LYS:CB	2.79	0.58
3:B:417:LYS:H	3:B:420:HIS:CD2	2.17	0.58
3:R:163:THR:HG22	3:R:192:LYS:HZ2	1.69	0.58
3:I:53:TYR:HD1	3:I:121:ALA:O	1.86	0.58
3:T:338:MET:HA	3:T:338:MET:HE2	1.86	0.58
3:A:222:SER:O	3:A:224:ILE:N	2.36	0.58
3:K:434:ARG:HB3	3:K:435:PRO:HD2	1.85	0.58
3:O:20:GLU:OE1	3:O:20:GLU:N	2.37	0.58
3:S:85:CYS:HB3	3:S:91:SER:HB2	1.86	0.58
3:Q:295:SER:OG	3:Q:296:GLY:N	2.34	0.58
3:I:222:SER:O	3:I:224:ILE:N	2.37	0.58
3:O:97:ALA:O	3:O:99:LYS:N	2.27	0.58
3:H:8:PHE:HZ	3:I:255:GLU:HB2	1.67	0.58
1:W:7:C:H5'	3:E:235:ASP:CG	2.22	0.58
3:L:190:THR:HG23	3:L:191:HIS:N	2.19	0.58
3:N:35:ASP:OD2	3:N:89:TRP:NE1	2.32	0.58
3:L:98:ARG:HD2	3:L:98:ARG:H	1.67	0.58
3:V:69:ASP:O	3:V:71:CYS:N	2.36	0.58

Continued on next page...

Continued from previous page...

Atom-1	Atom-2	Interatomic distance (Å)	Clash overlap (Å)
3:V:305:VAL:HG22	3:V:308:VAL:HB	1.84	0.58
3:G:56:VAL:HG12	3:G:123:THR:OG1	2.04	0.58
3:T:232:ALA:C	3:T:234:GLU:H	2.06	0.58
3:H:183:GLU:O	3:H:190:THR:HG22	2.04	0.58
3:I:222:SER:C	3:I:224:ILE:N	2.57	0.58
3:M:335:PRO:O	3:M:336:HIS:C	2.42	0.58
1:W:61:A:H2'	1:W:62:C:O4'	2.04	0.58
2:X:31:C:OP1	3:T:168:ARG:NH2	2.36	0.58
3:M:189:THR:HG22	3:M:192:LYS:CA	2.33	0.58
3:U:8:PHE:HE2	3:V:255:GLU:HA	1.52	0.58
3:C:249:ILE:HG23	3:C:319:MET:SD	2.44	0.58
3:R:249:ILE:HG21	3:R:319:MET:HE1	1.85	0.58
3:U:53:TYR:HD1	3:U:121:ALA:N	2.02	0.58
3:F:73:TYR:CZ	3:F:98:ARG:NH2	2.72	0.58
3:B:54:LYS:HD3	3:B:69:ASP:OD2	2.04	0.58
3:K:77:ALA:HB3	3:K:98:ARG:HH12	1.68	0.58
3:L:344:TYR:CD1	3:L:409:ILE:HG12	2.39	0.58
3:C:410:MET:HE3	3:C:410:MET:HA	1.85	0.58
1:W:90:C:OP1	3:G:323:ARG:NH2	2.33	0.58
3:N:340:VAL:HG13	3:N:416:LEU:HD12	1.86	0.58
3:R:180:LYS:HE3	3:R:182:VAL:O	2.04	0.58
3:T:340:VAL:HG13	3:T:416:LEU:HD12	1.86	0.58
3:H:415:ARG:HE	3:I:352:LYS:HB2	1.68	0.58
3:I:262:HIS:CE1	3:J:251:LEU:HD22	2.37	0.57
1:W:63:C:OP1	3:J:323:ARG:NH2	2.35	0.57
1:W:67:C:C2'	1:W:67:C:O2	2.39	0.57
3:B:249:ILE:HG21	3:B:319:MET:HE1	1.85	0.57
3:K:53:TYR:CZ	3:K:65:LEU:HD22	2.39	0.57
3:U:248:GLN:O	3:U:250:ASN:O	2.22	0.57
3:I:54:LYS:O	3:I:56:VAL:N	2.37	0.57
3:H:77:ALA:CB	3:H:98:ARG:NH2	2.66	0.57
3:T:206:LEU:HA	3:T:209:THR:HG22	1.86	0.57
3:C:410:MET:HE2	3:C:410:MET:HA	1.86	0.57
3:J:205:PHE:CD2	3:J:205:PHE:C	2.77	0.57
3:T:262:HIS:HE1	3:U:251:LEU:CD2	2.16	0.57
3:A:128:LEU:HD11	3:A:130:ARG:HE	1.69	0.57
3:T:156:GLN:C	3:T:158:THR:H	2.04	0.57
3:M:8:PHE:CZ	3:N:255:GLU:CA	2.68	0.57
3:C:76:ALA:O	3:C:77:ALA:HB2	2.03	0.57
3:B:175:THR:HG23	3:B:176:ALA:H	1.69	0.57
3:B:178:PHE:HE1	3:B:223:ALA:HB3	1.68	0.57

Continued on next page...

Continued from previous page...

Atom-1	Atom-2	Interatomic distance (Å)	Clash overlap (Å)
3:G:175:THR:HG23	3:G:176:ALA:H	1.69	0.57
3:D:235:ASP:HB2	3:D:290:ARG:HG2	1.85	0.57
3:D:308:VAL:HG12	3:D:312:ILE:HD12	1.86	0.57
3:B:63:ALA:HB3	3:B:65:LEU:HD13	1.86	0.57
3:A:205:PHE:O	3:A:209:THR:HG22	2.05	0.57
3:L:12:ASN:HB2	3:L:13:GLN:OE1	2.04	0.57
3:I:59:GLY:O	3:I:61:SER:N	2.38	0.57
3:K:128:LEU:HD11	3:K:130:ARG:HE	1.67	0.57
3:M:206:LEU:HA	3:M:209:THR:HG23	1.86	0.57
3:Q:69:ASP:C	3:Q:71:CYS:N	2.58	0.57
2:X:1:C:H42	3:L:157:ASN:HD22	1.51	0.57
3:G:205:PHE:O	3:G:209:THR:HG22	2.03	0.57
3:L:146:SER:CB	3:L:169:ILE:HD12	2.30	0.57
3:M:14:VAL:HG23	3:M:15:VAL:H	1.68	0.57
3:J:77:ALA:CB	3:J:98:ARG:HH22	2.11	0.57
3:C:122:LEU:HD22	3:T:124:GLY:HA2	1.87	0.57
3:E:66:ASP:HB2	3:E:67:PRO:HD3	1.86	0.57
3:U:60:MET:N	3:U:60:MET:SD	2.77	0.57
3:J:257:ILE:HD13	3:J:269:ILE:HD12	1.86	0.57
3:D:163:THR:HG22	3:D:192:LYS:HZ1	1.67	0.57
3:U:77:ALA:HB3	3:U:98:ARG:CZ	2.34	0.57
1:W:54:C:C2	3:K:323:ARG:HG2	2.39	0.57
3:V:54:LYS:C	3:V:56:VAL:N	2.58	0.57
3:S:204:ARG:HH21	3:S:234:GLU:CD	2.08	0.57
3:G:33:ILE:HB	3:G:88:ASP:CB	2.35	0.57
3:F:253:ALA:C	3:F:255:GLU:N	2.58	0.57
3:T:8:PHE:CD2	3:U:258:LEU:HD13	2.40	0.57
3:C:74:LEU:HA	3:C:98:ARG:HD3	1.86	0.57
3:C:176:ALA:CB	3:C:177:PRO:CD	2.79	0.57
3:B:246:ILE:HG13	3:B:247:LYS:N	2.18	0.57
3:G:222:SER:C	3:G:224:ILE:N	2.58	0.57
3:K:38:LYS:HE2	3:K:39:PRO:CD	2.26	0.57
3:N:169:ILE:HG22	3:N:226:VAL:HG12	1.85	0.57
3:O:287:ILE:HG13	3:O:288:HIS:CD2	2.40	0.57
3:H:57:LEU:HD11	3:H:140:LEU:HD11	1.86	0.57
3:F:323:ARG:HD3	3:F:324:SER:N	2.20	0.57
3:O:253:ALA:O	3:O:254:ARG:CG	2.50	0.57
3:S:35:ASP:HA	3:S:89:TRP:NE1	2.19	0.57
3:R:313:HIS:HB3	3:R:324:SER:HB2	1.86	0.57
3:D:253:ALA:C	3:D:255:GLU:H	2.07	0.57
3:D:38:LYS:HE2	3:D:38:LYS:HA	1.85	0.57

Continued on next page...

Continued from previous page...

Atom-1	Atom-2	Interatomic distance (Å)	Clash overlap (Å)
3:V:232:ALA:O	3:V:234:GLU:N	2.35	0.57
3:H:219:HIS:HA	3:H:222:SER:HB3	1.87	0.57
3:I:222:SER:C	3:I:224:ILE:H	2.08	0.57
3:G:10:VAL:HG12	3:G:11:ASN:N	2.19	0.57
3:M:74:LEU:HD22	3:M:98:ARG:CB	2.34	0.57
3:L:38:LYS:HD3	3:L:205:PHE:HE1	1.69	0.57
3:N:54:LYS:HD3	3:N:69:ASP:CG	2.24	0.57
2:X:58:C:OP1	3:Q:168:ARG:NH2	2.37	0.57
3:R:189:THR:O	3:R:193:MET:N	2.32	0.57
3:U:67:PRO:HA	3:U:206:LEU:HD11	1.87	0.57
3:E:308:VAL:O	3:E:312:ILE:HG13	2.03	0.57
3:F:37:LYS:O	3:F:39:PRO:HD3	2.03	0.57
3:L:128:LEU:CD1	3:L:130:ARG:HE	2.17	0.57
3:R:54:LYS:HD3	3:R:69:ASP:OD2	2.05	0.57
3:F:81:PHE:HB3	3:F:95:VAL:N	2.19	0.57
3:T:263:LYS:HE2	3:U:358:ARG:NH2	2.19	0.57
3:S:236:CYS:O	3:S:240:VAL:HG23	2.04	0.57
3:H:20:GLU:N	3:H:20:GLU:CD	2.58	0.57
3:J:216:ARG:HD3	3:J:216:ARG:O	2.05	0.57
1:W:73:C:N4	3:I:157:ASN:HD22	2.03	0.57
1:W:74:C:H2'	1:W:75:A:O4'	2.05	0.57
3:U:51:LYS:O	3:U:55:SER:HB2	2.04	0.57
3:L:255:GLU:O	3:L:255:GLU:OE1	2.22	0.57
3:C:73:TYR:OH	3:C:98:ARG:NH2	2.37	0.57
3:J:39:PRO:HA	3:J:102:LYS:O	2.05	0.57
3:E:37:LYS:O	3:E:39:PRO:HD3	2.04	0.57
3:Q:176:ALA:CB	3:Q:177:PRO:HD2	2.26	0.57
3:V:182:VAL:HB	3:V:190:THR:HG21	1.85	0.57
3:O:185:HIS:C	3:O:189:THR:N	2.58	0.57
1:W:1:C:C5'	1:W:99:C:O3'	2.53	0.57
3:U:98:ARG:HH21	3:U:220:LEU:HD23	1.68	0.57
3:C:441:PHE:CD2	3:C:441:PHE:C	2.78	0.57
3:C:20:GLU:N	3:C:20:GLU:CD	2.58	0.57
3:D:252:THR:HG22	3:D:253:ALA:N	2.18	0.57
3:B:5:LYS:HB2	3:B:5:LYS:HZ2	1.68	0.57
3:F:190:THR:HG23	3:F:191:HIS:N	2.19	0.57
3:I:133:THR:HG22	3:I:136:GLU:OE2	2.04	0.57
3:L:417:LYS:H	3:L:420:HIS:HD2	1.52	0.57
3:V:66:ASP:HB2	3:V:67:PRO:CD	2.35	0.57
3:P:185:HIS:CB	3:P:189:THR:N	2.68	0.57
3:V:30:TYR:C	3:V:32:ALA:H	2.08	0.57

Continued on next page...

Continued from previous page...

Atom-1	Atom-2	Interatomic distance (Å)	Clash overlap (Å)
3:B:249:ILE:HG23	3:B:319:MET:HE1	1.87	0.57
3:O:77:ALA:O	3:O:98:ARG:NH1	2.36	0.57
3:B:253:ALA:O	3:B:254:ARG:HG2	2.04	0.57
3:P:194:CYS:C	3:P:196:ASN:N	2.58	0.57
3:O:56:VAL:CG1	3:O:123:THR:OG1	2.53	0.57
3:E:237:SER:HA	3:E:240:VAL:HB	1.87	0.57
3:F:308:VAL:HG12	3:F:312:ILE:HD12	1.87	0.57
3:G:31:PRO:HD2	3:G:277:GLN:CG	2.34	0.57
3:L:244:GLY:O	3:L:245:PHE:C	2.43	0.57
3:E:348:GLU:OE1	3:E:352:LYS:HD3	2.04	0.57
3:S:171:GLN:O	3:S:175:THR:HG22	2.04	0.57
1:W:28:C:C4	3:C:157:ASN:HB2	2.40	0.57
3:D:240:VAL:HA	3:D:243:THR:HG22	1.86	0.57
3:D:163:THR:HG22	3:D:192:LYS:HZ2	1.68	0.57
3:R:37:LYS:HG3	3:R:89:TRP:HZ3	1.70	0.57
3:P:336:HIS:O	3:P:340:VAL:HG23	2.04	0.57
3:A:248:GLN:CG	3:A:249:ILE:N	2.66	0.57
3:S:249:ILE:HG21	3:S:319:MET:SD	2.44	0.57
3:H:73:TYR:HD2	3:H:210:TYR:OH	1.87	0.57
3:O:35:ASP:OD2	3:O:89:TRP:NE1	2.34	0.57
1:W:36:C:C2	3:B:323:ARG:HG2	2.40	0.57
3:P:183:GLU:O	3:P:190:THR:HG22	2.03	0.57
3:U:340:VAL:HA	3:U:416:LEU:HD11	1.86	0.57
3:S:197:TRP:HD1	3:S:198:SER:N	2.00	0.57
3:H:205:PHE:O	3:H:209:THR:HG22	2.05	0.57
3:U:338:MET:HA	3:U:338:MET:HE2	1.87	0.57
1:W:33:A:OP1	1:W:33:A:H4'	2.04	0.57
3:L:171:GLN:O	3:L:174:GLU:HG2	2.05	0.57
3:F:434:ARG:HB3	3:F:435:PRO:HD2	1.85	0.57
3:L:101:ASP:N	3:L:101:ASP:OD2	2.35	0.57
3:C:87:GLU:O	3:C:89:TRP:N	2.38	0.57
2:X:88:A:H2'	2:X:89:C:O5'	2.05	0.57
3:B:54:LYS:C	3:B:56:VAL:N	2.57	0.57
3:K:175:THR:HG23	3:K:176:ALA:N	2.20	0.57
3:H:77:ALA:O	3:H:98:ARG:CZ	2.53	0.57
3:L:98:ARG:HG3	3:L:213:PHE:CG	2.39	0.57
3:J:272:MET:SD	3:J:305:VAL:HG21	2.45	0.57
3:F:206:LEU:HA	3:F:209:THR:HG23	1.87	0.57
3:I:194:CYS:C	3:I:196:ASN:H	2.08	0.57
3:B:204:ARG:HE	3:B:291:SER:HA	1.70	0.57
3:T:174:GLU:O	3:T:174:GLU:HG3	2.05	0.57

Continued on next page...

Continued from previous page...

Atom-1	Atom-2	Interatomic distance (Å)	Clash overlap (Å)
3:R:176:ALA:CB	3:R:177:PRO:CD	2.79	0.56
3:Q:69:ASP:O	3:Q:71:CYS:N	2.39	0.56
3:N:66:ASP:O	3:N:67:PRO:C	2.42	0.56
3:T:287:ILE:HG13	3:T:288:HIS:CD2	2.39	0.56
3:K:66:ASP:O	3:K:67:PRO:C	2.43	0.56
3:O:163:THR:HG22	3:O:192:LYS:HZ2	1.68	0.56
3:N:20:GLU:O	3:N:22:ILE:HG12	2.04	0.56
3:D:74:LEU:HA	3:D:98:ARG:HD3	1.86	0.56
3:P:239:LEU:O	3:P:243:THR:HG22	2.04	0.56
3:O:222:SER:O	3:O:224:ILE:N	2.38	0.56
3:F:222:SER:O	3:F:224:ILE:N	2.37	0.56
3:R:183:GLU:O	3:R:190:THR:HG22	2.05	0.56
3:P:8:PHE:CZ	3:Q:254:ARG:O	2.57	0.56
1:W:31:C:OP1	3:C:168:ARG:NH2	2.38	0.56
3:K:190:THR:HG23	3:K:191:HIS:N	2.19	0.56
3:P:340:VAL:HG13	3:P:416:LEU:HD11	1.87	0.56
3:G:211:ASP:HB2	3:G:228:THR:HB	1.87	0.56
3:K:249:ILE:HG23	3:K:319:MET:SD	2.45	0.56
3:N:10:VAL:CG1	3:N:11:ASN:N	2.62	0.56
3:V:77:ALA:HB1	3:V:220:LEU:HD21	1.86	0.56
3:O:183:GLU:N	3:O:190:THR:HG21	2.13	0.56
3:T:182:VAL:HB	3:T:190:THR:HG21	1.87	0.56
3:M:324:SER:O	3:M:325:LEU:C	2.42	0.56
3:O:56:VAL:HG11	3:O:123:THR:OG1	2.06	0.56
3:P:246:ILE:HG13	3:P:247:LYS:H	1.68	0.56
3:B:9:LYS:HZ2	3:D:363:GLU:H	1.52	0.56
3:I:373:GLU:O	3:I:374:LEU:CB	2.53	0.56
3:E:54:LYS:HD2	3:E:144:LEU:HD11	1.87	0.56
3:I:173:PHE:CZ	3:I:224:ILE:HA	2.39	0.56
3:M:334:ALA:O	3:M:338:MET:HG2	2.05	0.56
3:E:10:VAL:O	3:E:11:ASN:CB	2.52	0.56
3:P:21:ILE:HB	3:Q:280:ALA:HB2	1.87	0.56
3:C:49:LEU:CD2	3:C:52:ALA:HB2	2.34	0.56
3:P:249:ILE:CG2	3:P:319:MET:SD	2.94	0.56
3:C:35:ASP:O	3:C:36:LEU:HG	2.05	0.56
3:J:176:ALA:O	3:J:178:PHE:N	2.39	0.56
3:N:248:GLN:O	3:N:250:ASN:O	2.22	0.56
3:L:54:LYS:NZ	3:L:69:ASP:OD2	2.36	0.56
3:T:176:ALA:CB	3:T:177:PRO:CD	2.64	0.56
3:M:344:TYR:CE2	3:M:409:ILE:HA	2.40	0.56
3:G:305:VAL:HG22	3:G:308:VAL:HB	1.87	0.56

Continued on next page...

Continued from previous page...

Atom-1	Atom-2	Interatomic distance (Å)	Clash overlap (Å)
3:J:66:ASP:HB2	3:J:67:PRO:HD3	1.87	0.56
3:A:31:PRO:HD2	3:A:277:GLN:CG	2.34	0.56
3:A:38:LYS:HE2	3:A:39:PRO:HD2	1.87	0.56
3:U:77:ALA:HB1	3:U:98:ARG:HH22	1.67	0.56
3:T:38:LYS:HE2	3:T:38:LYS:HA	1.87	0.56
3:P:38:LYS:CE	3:P:39:PRO:HD2	2.34	0.56
3:M:317:CYS:SG	3:M:325:LEU:HD12	2.46	0.56
3:D:323:ARG:HD3	3:D:323:ARG:C	2.25	0.56
3:G:49:LEU:HD22	3:G:52:ALA:HB2	1.88	0.56
3:U:416:LEU:HD12	3:U:416:LEU:H	1.70	0.56
3:O:248:GLN:HG2	3:O:249:ILE:HG13	1.87	0.56
3:S:194:CYS:C	3:S:196:ASN:N	2.57	0.56
3:V:14:VAL:HG23	3:V:15:VAL:N	2.20	0.56
3:S:17:LEU:HD12	3:S:17:LEU:O	2.05	0.56
3:U:134:VAL:HB	3:U:135:PRO:HD3	1.87	0.56
3:H:403:GLU:HG3	3:I:357:ARG:NH1	2.20	0.56
3:M:93:GLY:O	3:M:94:ILE:HG23	2.05	0.56
1:W:94:C:OP2	3:G:168:ARG:NH2	2.39	0.56
3:N:255:GLU:O	3:N:258:LEU:HB2	2.06	0.56
1:W:68:C:N3	3:J:223:ALA:HA	2.20	0.56
3:B:74:LEU:HD21	3:B:210:TYR:CE1	2.40	0.56
3:V:53:TYR:O	3:V:56:VAL:HG23	2.06	0.56
3:H:118:GLY:HA3	3:H:120:TRP:HE1	1.71	0.56
3:H:81:PHE:H	3:H:95:VAL:H	1.53	0.56
3:G:46:ALA:HB1	3:G:50:ASN:OD1	2.05	0.56
3:R:81:PHE:CZ	3:R:85:CYS:HB2	2.41	0.56
3:R:153:ILE:HG12	3:R:161:TYR:HE2	1.70	0.56
3:B:421:ILE:O	3:B:425:VAL:HG23	2.05	0.56
2:X:33:C:H5"	3:S:297:LYS:HD2	1.85	0.56
3:L:54:LYS:C	3:L:56:VAL:N	2.58	0.56
3:N:80:PHE:CD2	3:N:80:PHE:N	2.71	0.56
3:M:317:CYS:SG	3:M:325:LEU:HA	2.46	0.56
3:F:31:PRO:HG3	3:F:289:PHE:CD1	2.41	0.56
3:D:81:PHE:HZ	3:D:85:CYS:HB2	1.71	0.56
3:B:133:THR:OG1	3:B:135:PRO:HD2	2.05	0.56
3:M:270:ARG:HG3	3:M:270:ARG:HH11	1.70	0.56
3:O:264:ASN:OD1	3:P:251:LEU:HD21	2.06	0.56
3:C:77:ALA:HB3	3:C:98:ARG:CZ	2.36	0.56
3:M:248:GLN:CG	3:M:249:ILE:HG13	2.35	0.56
3:L:66:ASP:O	3:L:67:PRO:C	2.41	0.56
3:I:249:ILE:CG2	3:I:250:ASN:N	2.66	0.56

Continued on next page...

Continued from previous page...

Atom-1	Atom-2	Interatomic distance (Å)	Clash overlap (Å)
3:K:248:GLN:CD	3:K:249:ILE:HG13	2.26	0.56
3:F:248:GLN:CG	3:F:249:ILE:N	2.68	0.56
3:N:81:PHE:CE2	3:N:84:THR:HA	2.41	0.56
3:P:10:VAL:O	3:P:11:ASN:HB3	2.05	0.56
3:K:232:ALA:C	3:K:234:GLU:H	2.09	0.56
3:V:367:GLN:HA	3:V:367:GLN:OE1	2.05	0.56
3:P:17:LEU:HD12	3:P:17:LEU:O	2.06	0.56
3:N:222:SER:C	3:N:224:ILE:H	2.09	0.56
3:T:12:ASN:HB3	3:T:13:GLN:OE1	2.06	0.56
3:U:253:ALA:O	3:U:254:ARG:HG2	2.05	0.56
3:C:51:LYS:CA	3:C:54:LYS:HE2	2.32	0.56
3:J:224:ILE:O	3:J:226:VAL:N	2.39	0.56
3:L:53:TYR:CD1	3:L:121:ALA:O	2.59	0.56
3:K:54:LYS:C	3:K:56:VAL:H	2.08	0.56
3:N:54:LYS:NZ	3:N:69:ASP:OD1	2.38	0.56
3:P:77:ALA:O	3:P:98:ARG:CZ	2.54	0.56
3:S:5:LYS:O	3:S:7:VAL:N	2.39	0.56
3:V:57:LEU:O	3:V:57:LEU:HD23	2.05	0.56
3:A:189:THR:HG23	3:A:192:LYS:HB3	1.88	0.56
2:X:54:C:C2	3:Q:323:ARG:HG2	2.41	0.56
3:E:74:LEU:HD22	3:E:98:ARG:HB3	1.86	0.56
3:R:434:ARG:HB3	3:R:435:PRO:CD	2.36	0.56
3:K:50:ASN:N	3:K:50:ASN:ND2	2.51	0.56
3:E:145:LEU:HD22	3:E:207:ALA:HA	1.87	0.56
3:I:278:GLU:HB3	3:I:281:VAL:HG21	1.87	0.56
3:L:222:SER:O	3:L:224:ILE:N	2.38	0.56
3:I:65:LEU:HB3	3:I:120:TRP:CZ3	2.41	0.56
3:L:12:ASN:O	3:L:13:GLN:CD	2.43	0.56
3:S:212:MET:O	3:S:215:SER:HB3	2.05	0.56
3:D:250:ASN:N	3:D:250:ASN:OD1	2.37	0.56
3:M:57:LEU:HD22	3:M:190:THR:O	2.06	0.56
3:I:248:GLN:CG	3:I:249:ILE:N	2.53	0.56
3:N:50:ASN:ND2	3:N:50:ASN:N	2.54	0.56
3:K:35:ASP:OD2	3:K:89:TRP:NE1	2.30	0.56
3:H:77:ALA:HB3	3:H:98:ARG:CZ	2.35	0.56
3:S:169:ILE:HG22	3:S:226:VAL:CG1	2.35	0.56
3:J:97:ALA:O	3:J:99:LYS:N	2.29	0.56
3:F:81:PHE:CE1	3:F:85:CYS:HB2	2.39	0.56
3:F:362:ASP:OD1	3:F:365:GLU:HB2	2.06	0.56
3:V:167:ASP:O	3:V:171:GLN:HG3	2.06	0.56
3:Q:7:VAL:CG1	3:Q:8:PHE:N	2.68	0.56

Continued on next page...

Continued from previous page...

Atom-1	Atom-2	Interatomic distance (Å)	Clash overlap (Å)
3:C:69:ASP:O	3:C:72:SER:N	2.39	0.56
3:J:87:GLU:C	3:J:89:TRP:N	2.56	0.56
3:R:248:GLN:HG2	3:R:249:ILE:N	2.20	0.56
3:F:139:SER:HA	3:F:178:PHE:HD2	1.70	0.56
3:B:87:GLU:CG	3:B:284:SER:HA	2.32	0.56
3:N:194:CYS:C	3:N:196:ASN:N	2.59	0.56
3:D:305:VAL:HG22	3:D:308:VAL:HB	1.87	0.56
3:S:77:ALA:HB1	3:S:220:LEU:HD21	1.88	0.56
3:R:235:ASP:HB2	3:R:290:ARG:HG2	1.88	0.56
3:R:65:LEU:HB3	3:R:120:TRP:CZ3	2.41	0.56
3:V:10:VAL:O	3:V:11:ASN:CB	2.53	0.56
3:U:234:GLU:O	3:U:235:ASP:HB2	2.05	0.56
3:F:268:GLU:HB3	3:F:305:VAL:HG23	1.88	0.56
3:N:101:ASP:N	3:N:101:ASP:OD2	2.38	0.56
1:W:23:A:O5'	1:W:23:A:H8	1.88	0.56
3:R:15:VAL:HG12	3:R:16:SER:N	2.21	0.56
3:C:326:ASN:HD22	3:C:431:HIS:CE1	2.24	0.56
3:C:66:ASP:HB2	3:C:67:PRO:CD	2.36	0.56
3:J:8:PHE:HE2	3:K:255:GLU:HA	1.61	0.56
3:V:184:HIS:O	3:V:189:THR:N	2.39	0.56
3:P:98:ARG:HA	3:P:213:PHE:CD1	2.41	0.56
3:B:73:TYR:HD2	3:B:141:VAL:HG11	1.71	0.56
3:K:287:ILE:HG13	3:K:288:HIS:CD2	2.40	0.56
3:S:169:ILE:O	3:S:173:PHE:HD1	1.89	0.56
3:J:189:THR:O	3:J:193:MET:N	2.30	0.56
3:L:85:CYS:HB3	3:L:91:SER:HB2	1.88	0.56
3:S:176:ALA:HB1	3:S:177:PRO:CD	2.36	0.56
3:F:183:GLU:H	3:F:190:THR:HG21	1.71	0.56
3:N:81:PHE:HE2	3:N:84:THR:HA	1.71	0.56
3:F:66:ASP:OD1	3:F:66:ASP:N	2.34	0.56
3:V:93:GLY:O	3:V:94:ILE:HG23	2.06	0.56
3:L:366:LEU:O	3:L:366:LEU:HD23	2.06	0.56
3:S:350:PHE:CD2	3:S:350:PHE:C	2.79	0.56
3:S:66:ASP:OD1	3:S:66:ASP:N	2.39	0.56
3:S:333:CYS:O	3:S:334:ALA:C	2.44	0.56
3:N:421:ILE:O	3:N:425:VAL:HG23	2.05	0.56
1:W:92:C:H2'	1:W:93:A:C8	2.40	0.56
3:C:248:GLN:CG	3:C:249:ILE:N	2.61	0.55
3:G:219:HIS:HA	3:G:222:SER:HB3	1.88	0.55
3:U:53:TYR:CZ	3:U:65:LEU:HD22	2.41	0.55
3:U:98:ARG:HD2	3:U:98:ARG:H	1.71	0.55

Continued on next page...

Continued from previous page...

Atom-1	Atom-2	Interatomic distance (Å)	Clash overlap (Å)
3:J:65:LEU:HD21	3:J:119:ASN:HB3	1.87	0.55
3:H:10:VAL:HG12	3:H:11:ASN:N	2.20	0.55
3:C:326:ASN:HD22	3:C:431:HIS:HE1	1.54	0.55
3:R:239:LEU:O	3:R:243:THR:HG22	2.05	0.55
3:B:232:ALA:C	3:B:234:GLU:H	2.10	0.55
3:O:197:TRP:HD1	3:O:198:SER:H	1.50	0.55
3:N:268:GLU:HB3	3:N:305:VAL:HG23	1.88	0.55
3:D:333:CYS:O	3:D:334:ALA:C	2.44	0.55
3:D:264:ASN:OD1	3:E:251:LEU:HD21	2.07	0.55
3:Q:74:LEU:HA	3:Q:98:ARG:HD3	1.89	0.55
3:P:264:ASN:ND2	3:Q:251:LEU:HD22	2.15	0.55
3:B:74:LEU:HD22	3:B:98:ARG:CB	2.36	0.55
3:T:250:ASN:OD1	3:T:250:ASN:N	2.32	0.55
1:W:76:C:O2	3:I:223:ALA:HA	2.06	0.55
3:E:248:GLN:CG	3:E:249:ILE:H	2.11	0.55
3:Q:180:LYS:NZ	3:Q:184:HIS:CD2	2.73	0.55
3:R:340:VAL:HG13	3:R:416:LEU:CD1	2.35	0.55
3:N:21:ILE:HG13	3:O:279:THR:HB	1.87	0.55
3:F:85:CYS:O	3:F:91:SER:HB2	2.07	0.55
3:G:20:GLU:N	3:G:20:GLU:CD	2.59	0.55
3:N:340:VAL:HG22	3:N:416:LEU:HD11	1.87	0.55
3:D:264:ASN:CG	3:E:251:LEU:HD21	2.27	0.55
3:C:53:TYR:CD1	3:C:121:ALA:O	2.59	0.55
3:P:248:GLN:O	3:P:250:ASN:O	2.23	0.55
3:D:248:GLN:O	3:D:249:ILE:C	2.44	0.55
3:K:189:THR:O	3:K:193:MET:N	2.39	0.55
3:L:177:PRO:HB2	3:L:221:TYR:CE2	2.41	0.55
3:F:31:PRO:HD2	3:F:277:GLN:HG3	1.87	0.55
3:O:52:ALA:HA	3:O:126:MET:SD	2.46	0.55
3:N:234:GLU:HG2	3:N:235:ASP:OD1	2.07	0.55
3:K:222:SER:C	3:K:224:ILE:N	2.59	0.55
3:P:31:PRO:HG3	3:P:289:PHE:CD1	2.42	0.55
3:A:222:SER:C	3:A:224:ILE:N	2.60	0.55
3:L:9:LYS:HE2	3:L:17:LEU:HB3	1.88	0.55
3:L:174:GLU:HB2	3:L:180:LYS:HB2	1.89	0.55
3:M:348:GLU:O	3:M:348:GLU:HG3	2.06	0.55
3:T:77:ALA:HB3	3:T:98:ARG:CZ	2.33	0.55
3:I:248:GLN:O	3:I:249:ILE:C	2.43	0.55
3:N:66:ASP:O	3:N:70:VAL:N	2.38	0.55
3:M:223:ALA:O	3:M:226:VAL:CG2	2.54	0.55
3:O:74:LEU:CD2	3:O:98:ARG:HB2	2.37	0.55

Continued on next page...

Continued from previous page...

Atom-1	Atom-2	Interatomic distance (Å)	Clash overlap (Å)
3:L:79:GLN:HB3	3:L:217:ILE:CG2	2.37	0.55
3:A:340:VAL:HG13	3:A:416:LEU:HD12	1.89	0.55
3:U:257:ILE:O	3:U:257:ILE:HG22	2.07	0.55
3:L:12:ASN:O	3:L:13:GLN:HG3	2.06	0.55
3:L:10:VAL:O	3:L:11:ASN:CB	2.54	0.55
3:D:60:MET:O	3:D:61:SER:HB3	2.07	0.55
3:L:254:ARG:HH21	3:V:6:ILE:HD13	1.72	0.55
3:M:189:THR:O	3:M:193:MET:N	2.28	0.55
3:N:255:GLU:OE1	3:N:255:GLU:C	2.45	0.55
3:B:169:ILE:HG22	3:B:226:VAL:CG1	2.36	0.55
3:A:176:ALA:O	3:A:178:PHE:N	2.39	0.55
3:G:38:LYS:HE2	3:G:39:PRO:HD2	1.88	0.55
3:O:77:ALA:HB3	3:O:98:ARG:HH22	1.71	0.55
3:A:6:ILE:O	3:A:7:VAL:HB	2.05	0.55
3:C:31:PRO:HD2	3:C:277:GLN:HE21	1.71	0.55
3:G:180:LYS:CE	3:G:182:VAL:O	2.53	0.55
3:M:38:LYS:CE	3:M:38:LYS:HA	2.36	0.55
3:C:197:TRP:CD1	3:C:198:SER:O	2.60	0.55
3:R:406:TYR:CE2	3:R:410:MET:HG3	2.42	0.55
3:D:278:GLU:HB3	3:D:281:VAL:HB	1.89	0.55
3:H:225:ARG:O	3:H:229:VAL:N	2.37	0.55
3:V:134:VAL:HB	3:V:135:PRO:HD3	1.89	0.55
3:O:175:THR:HG23	3:O:176:ALA:N	2.22	0.55
3:L:66:ASP:C	3:L:68:ASP:N	2.60	0.55
3:T:175:THR:HG23	3:T:176:ALA:H	1.70	0.55
3:T:51:LYS:HA	3:T:54:LYS:CE	2.28	0.55
3:V:73:TYR:HD1	3:V:76:ALA:HB3	1.70	0.55
3:L:163:THR:HG22	3:L:192:LYS:HZ2	1.71	0.55
1:W:56:C:O2'	1:W:57:C:H5'	2.05	0.55
3:S:287:ILE:HG13	3:S:288:HIS:HD2	1.70	0.55
3:O:286:PHE:HA	3:O:289:PHE:HB3	1.88	0.55
3:N:197:TRP:CD1	3:N:198:SER:N	2.71	0.55
3:S:63:ALA:HB3	3:S:65:LEU:HD13	1.89	0.55
2:X:89:C:N4	3:M:323:ARG:NE	2.39	0.55
3:L:315:VAL:HG12	3:L:319:MET:HE1	1.88	0.55
3:O:169:ILE:HD11	3:O:191:HIS:HE1	1.70	0.55
3:F:74:LEU:O	3:F:97:ALA:HB1	2.07	0.55
3:K:250:ASN:N	3:K:250:ASN:OD1	2.39	0.55
3:E:32:ALA:HB2	3:E:277:GLN:NE2	2.22	0.55
3:Q:205:PHE:CD2	3:Q:205:PHE:C	2.80	0.55
3:E:308:VAL:HG12	3:E:312:ILE:CD1	2.31	0.55

Continued on next page...

Continued from previous page...

Atom-1	Atom-2	Interatomic distance (Å)	Clash overlap (Å)
3:A:140:LEU:HB2	3:A:181:ILE:HD11	1.88	0.55
3:C:133:THR:HG22	3:C:136:GLU:HG3	1.87	0.55
3:O:20:GLU:CD	3:O:20:GLU:N	2.60	0.55
3:M:6:ILE:HD11	3:O:361:ARG:HG2	1.89	0.55
3:R:211:ASP:HB2	3:R:228:THR:HB	1.88	0.55
3:L:280:ALA:HA	3:V:23:VAL:HA	1.89	0.55
3:T:134:VAL:HB	3:T:135:PRO:HD3	1.89	0.55
3:G:264:ASN:HD21	3:H:251:LEU:HD13	1.72	0.55
3:Q:10:VAL:HG21	3:Q:18:LYS:NZ	2.21	0.55
3:V:212:MET:HG3	3:V:288:HIS:HD2	1.70	0.55
3:I:264:ASN:CG	3:J:251:LEU:HD21	2.27	0.55
3:N:248:GLN:CG	3:N:249:ILE:N	2.55	0.55
3:L:5:LYS:HE2	3:N:361:ARG:HG2	1.89	0.55
3:T:53:TYR:HB2	3:T:121:ALA:O	2.07	0.55
3:N:66:ASP:OD1	3:N:66:ASP:N	2.40	0.55
3:Q:184:HIS:O	3:Q:189:THR:N	2.40	0.55
3:A:194:CYS:C	3:A:196:ASN:N	2.60	0.55
3:A:38:LYS:CE	3:A:38:LYS:HA	2.35	0.55
3:T:264:ASN:HD21	3:U:251:LEU:CD2	2.20	0.55
3:K:133:THR:HG22	3:K:136:GLU:OE2	2.07	0.55
3:K:101:ASP:N	3:K:101:ASP:OD2	2.40	0.55
3:G:204:ARG:HE	3:G:291:SER:HA	1.71	0.55
3:I:253:ALA:C	3:I:255:GLU:N	2.58	0.55
3:M:189:THR:CG2	3:M:192:LYS:CG	2.82	0.55
3:P:249:ILE:HG23	3:P:319:MET:SD	2.47	0.55
3:Q:253:ALA:C	3:Q:255:GLU:H	2.09	0.55
3:V:249:ILE:CG2	3:V:250:ASN:N	2.67	0.55
3:J:249:ILE:HG21	3:J:319:MET:CE	2.36	0.55
3:L:176:ALA:O	3:L:178:PHE:N	2.40	0.55
3:F:33:ILE:HB	3:F:88:ASP:CB	2.37	0.55
3:S:248:GLN:HG2	3:S:249:ILE:HG13	1.89	0.55
3:N:8:PHE:CZ	3:O:255:GLU:HB2	2.42	0.55
3:B:66:ASP:OD1	3:B:66:ASP:N	2.36	0.55
3:K:326:ASN:HA	3:K:437:SER:HB2	1.89	0.55
3:U:21:ILE:HB	3:V:280:ALA:HB2	1.89	0.55
3:T:278:GLU:HB3	3:T:281:VAL:CG2	2.37	0.55
3:G:189:THR:HG23	3:G:192:LYS:CG	2.35	0.55
3:P:6:ILE:HD12	3:Q:254:ARG:NH2	2.22	0.55
3:I:73:TYR:HD1	3:I:76:ALA:HB3	1.72	0.55
3:K:183:GLU:O	3:K:184:HIS:O	2.25	0.55
3:T:175:THR:O	3:T:176:ALA:O	2.25	0.55

Continued on next page...

Continued from previous page...

Atom-1	Atom-2	Interatomic distance (Å)	Clash overlap (Å)
3:B:73:TYR:CE1	3:B:77:ALA:HB3	2.42	0.55
3:U:248:GLN:O	3:U:249:ILE:C	2.44	0.55
3:K:206:LEU:HA	3:K:209:THR:HG23	1.89	0.55
3:A:8:PHE:CZ	3:B:255:GLU:CA	2.87	0.55
3:O:54:LYS:C	3:O:56:VAL:H	2.10	0.55
1:W:11:C:H2'	1:W:12:A:C8	2.42	0.55
3:D:49:LEU:HD23	3:D:51:LYS:HB3	1.87	0.55
3:C:403:GLU:HG3	3:D:357:ARG:NH1	2.22	0.55
3:Q:318:TYR:CZ	3:Q:423:ARG:HG2	2.42	0.55
3:E:15:VAL:CG1	3:E:16:SER:N	2.70	0.55
3:V:31:PRO:HG3	3:V:289:PHE:CD1	2.42	0.55
3:U:252:THR:HG22	3:U:253:ALA:H	1.71	0.54
3:H:253:ALA:C	3:H:255:GLU:H	2.10	0.54
3:T:50:ASN:HD22	3:T:50:ASN:N	2.04	0.54
3:M:278:GLU:OE2	3:M:284:SER:HB2	2.06	0.54
3:T:249:ILE:CG2	3:T:319:MET:HE1	2.36	0.54
3:E:250:ASN:OD1	3:E:250:ASN:N	2.40	0.54
3:N:232:ALA:C	3:N:234:GLU:H	2.10	0.54
3:T:305:VAL:O	3:T:305:VAL:HG22	2.07	0.54
3:A:155:GLY:N	3:A:158:THR:HG21	2.22	0.54
3:N:417:LYS:N	3:N:420:HIS:HD2	2.05	0.54
3:I:173:PHE:HZ	3:I:224:ILE:HA	1.71	0.54
3:J:79:GLN:HB3	3:J:217:ILE:CG2	2.37	0.54
3:H:172:ILE:HD11	3:H:226:VAL:HG11	1.88	0.54
3:E:232:ALA:C	3:E:234:GLU:H	2.09	0.54
3:N:93:GLY:O	3:N:94:ILE:HG23	2.07	0.54
1:W:3:C:C2'	1:W:4:C:H5'	2.38	0.54
3:E:23:VAL:HB	3:F:279:THR:O	2.07	0.54
3:P:8:PHE:CE1	3:Q:254:ARG:O	2.61	0.54
3:C:169:ILE:HG22	3:C:226:VAL:CG1	2.36	0.54
3:U:222:SER:C	3:U:224:ILE:H	2.10	0.54
3:Q:66:ASP:O	3:Q:67:PRO:C	2.45	0.54
3:G:176:ALA:C	3:G:178:PHE:H	2.10	0.54
3:O:252:THR:HG22	3:O:253:ALA:H	1.73	0.54
3:A:57:LEU:H	3:A:57:LEU:HD12	1.72	0.54
3:B:340:VAL:HG13	3:B:416:LEU:HD11	1.87	0.54
3:I:216:ARG:NH2	3:I:283:HIS:CD2	2.76	0.54
3:O:313:HIS:ND1	3:O:324:SER:CB	2.70	0.54
3:S:340:VAL:HG22	3:S:416:LEU:CD1	2.36	0.54
3:F:308:VAL:HG12	3:F:312:ILE:HD11	1.89	0.54
3:G:264:ASN:HD21	3:H:251:LEU:CD1	2.20	0.54

Continued on next page...

Continued from previous page...

Atom-1	Atom-2	Interatomic distance (Å)	Clash overlap (Å)
3:J:434:ARG:HB3	3:J:435:PRO:HD2	1.89	0.54
3:R:97:ALA:O	3:R:99:LYS:N	2.40	0.54
3:J:178:PHE:HE1	3:J:223:ALA:HB3	1.71	0.54
3:J:322:VAL:O	3:J:323:ARG:C	2.46	0.54
3:R:278:GLU:HB3	3:R:281:VAL:HB	1.88	0.54
3:F:97:ALA:O	3:F:99:LYS:N	2.37	0.54
3:T:65:LEU:HD21	3:T:119:ASN:HB3	1.88	0.54
3:I:50:ASN:O	3:I:54:LYS:HG2	2.07	0.54
3:N:30:TYR:HB3	3:N:31:PRO:CD	2.36	0.54
3:Q:81:PHE:CZ	3:Q:85:CYS:HB2	2.42	0.54
3:H:206:LEU:HA	3:H:209:THR:CG2	2.37	0.54
3:B:134:VAL:HB	3:B:135:PRO:HD3	1.89	0.54
3:U:338:MET:CE	3:U:338:MET:HA	2.36	0.54
3:J:423:ARG:O	3:J:427:VAL:HG23	2.07	0.54
3:G:60:MET:N	3:G:60:MET:SD	2.74	0.54
3:H:156:GLN:C	3:H:158:THR:H	2.10	0.54
3:R:253:ALA:O	3:R:255:GLU:N	2.41	0.54
3:C:215:SER:HB2	3:C:225:ARG:HH12	1.71	0.54
3:U:169:ILE:HG22	3:U:226:VAL:HG11	1.89	0.54
3:L:248:GLN:CG	3:L:249:ILE:H	2.00	0.54
3:F:78:MET:O	3:F:220:LEU:HD22	2.08	0.54
3:N:56:VAL:HG11	3:N:123:THR:OG1	2.07	0.54
3:K:38:LYS:HE2	3:K:38:LYS:HA	1.89	0.54
3:O:185:HIS:CB	3:O:189:THR:N	2.71	0.54
3:S:315:VAL:O	3:S:319:MET:HE2	2.08	0.54
3:A:286:PHE:HA	3:A:289:PHE:HB3	1.89	0.54
3:T:189:THR:HG23	3:T:192:LYS:HB3	1.89	0.54
3:S:74:LEU:HD22	3:S:98:ARG:CB	2.37	0.54
3:E:189:THR:CB	3:E:193:MET:HG2	2.33	0.54
3:D:54:LYS:HD3	3:D:69:ASP:OD2	2.06	0.54
3:C:81:PHE:CE2	3:C:84:THR:HA	2.41	0.54
3:R:15:VAL:HG12	3:R:16:SER:H	1.73	0.54
3:R:232:ALA:C	3:R:234:GLU:H	2.10	0.54
3:V:278:GLU:HB3	3:V:281:VAL:HB	1.90	0.54
3:R:299:PRO:HG2	3:R:300:TYR:CE1	2.43	0.54
3:J:176:ALA:C	3:J:178:PHE:H	2.11	0.54
3:P:416:LEU:HD12	3:P:416:LEU:H	1.73	0.54
3:P:66:ASP:O	3:P:70:VAL:N	2.37	0.54
3:B:98:ARG:HD2	3:B:98:ARG:H	1.72	0.54
3:I:87:GLU:HG2	3:I:284:SER:CA	2.27	0.54
3:U:313:HIS:HB3	3:U:324:SER:HB2	1.90	0.54

Continued on next page...

Continued from previous page...

Atom-1	Atom-2	Interatomic distance (Å)	Clash overlap (Å)
3:K:73:TYR:HD2	3:K:210:TYR:HH	1.50	0.54
3:P:38:LYS:HA	3:P:38:LYS:CE	2.33	0.54
3:B:9:LYS:HD3	3:D:362:ASP:CA	2.38	0.54
3:V:97:ALA:O	3:V:99:LYS:N	2.33	0.54
3:N:326:ASN:HB2	3:N:434:ARG:HD2	1.90	0.54
3:J:174:GLU:HB2	3:J:180:LYS:HB2	1.88	0.54
3:C:56:VAL:HG11	3:C:123:THR:OG1	2.08	0.54
3:B:206:LEU:O	3:B:207:ALA:C	2.45	0.54
3:C:169:ILE:HG22	3:C:226:VAL:HG11	1.90	0.54
3:D:176:ALA:C	3:D:178:PHE:N	2.59	0.54
3:R:249:ILE:HG23	3:R:319:MET:SD	2.47	0.54
3:I:189:THR:HG23	3:I:192:LYS:CB	2.35	0.54
3:T:33:ILE:HB	3:T:88:ASP:HB3	1.89	0.54
3:B:54:LYS:HD2	3:B:144:LEU:HD11	1.89	0.54
3:F:249:ILE:HD11	3:F:321:GLN:HG3	1.90	0.54
3:M:10:VAL:O	3:M:11:ASN:HB3	2.08	0.54
3:B:264:ASN:ND2	3:C:251:LEU:HD22	2.13	0.54
3:U:74:LEU:HA	3:U:98:ARG:HD3	1.89	0.54
3:N:8:PHE:HE1	3:O:254:ARG:HG3	1.72	0.54
3:T:216:ARG:HG2	3:T:216:ARG:NH1	2.20	0.54
3:D:50:ASN:ND2	3:D:50:ASN:N	2.53	0.54
3:F:85:CYS:HB3	3:F:91:SER:HB2	1.89	0.54
3:J:286:PHE:HA	3:J:289:PHE:HB3	1.90	0.54
3:S:78:MET:HB3	3:S:97:ALA:HB2	1.89	0.54
3:C:197:TRP:HD1	3:C:198:SER:O	1.91	0.54
3:L:17:LEU:O	3:L:18:LYS:HB3	2.07	0.54
3:E:222:SER:C	3:E:224:ILE:H	2.11	0.54
3:C:133:THR:OG1	3:C:135:PRO:HD2	2.08	0.54
3:R:156:GLN:C	3:R:158:THR:H	2.09	0.54
3:L:246:ILE:HG13	3:L:247:LYS:N	2.21	0.54
3:F:333:CYS:O	3:F:334:ALA:C	2.46	0.54
3:Q:10:VAL:HB	3:Q:16:SER:HB2	1.90	0.54
3:I:176:ALA:C	3:I:178:PHE:H	2.11	0.54
3:I:175:THR:CG2	3:I:176:ALA:H	2.20	0.54
3:O:172:ILE:HD11	3:O:226:VAL:HG21	1.88	0.54
3:T:66:ASP:O	3:T:70:VAL:N	2.41	0.54
3:J:249:ILE:CG2	3:J:250:ASN:N	2.70	0.54
3:K:206:LEU:HA	3:K:209:THR:CG2	2.38	0.54
3:A:163:THR:HG22	3:A:192:LYS:HZ1	1.70	0.54
3:B:87:GLU:HG2	3:B:284:SER:CA	2.33	0.54
3:U:185:HIS:C	3:U:189:THR:OG1	2.46	0.54

Continued on next page...

Continued from previous page...

Atom-1	Atom-2	Interatomic distance (Å)	Clash overlap (Å)
3:D:77:ALA:CB	3:D:98:ARG:HH22	2.20	0.54
3:A:272:MET:SD	3:A:305:VAL:HG21	2.48	0.54
3:K:196:ASN:O	3:K:197:TRP:HB2	2.07	0.54
3:K:410:MET:HA	3:K:410:MET:CE	2.38	0.54
3:F:340:VAL:HG22	3:F:416:LEU:HD11	1.90	0.54
3:H:31:PRO:HD2	3:H:277:GLN:CG	2.38	0.54
3:B:185:HIS:C	3:B:189:THR:N	2.61	0.54
3:R:77:ALA:HB3	3:R:98:ARG:HH22	1.72	0.54
3:F:247:LYS:C	3:F:248:GLN:O	2.45	0.54
3:F:139:SER:HA	3:F:178:PHE:CD2	2.42	0.54
3:O:183:GLU:O	3:O:190:THR:HG22	2.07	0.54
3:J:10:VAL:CG1	3:J:11:ASN:H	2.05	0.54
3:N:183:GLU:H	3:N:190:THR:HG21	1.73	0.54
3:Q:180:LYS:HZ1	3:Q:184:HIS:HD2	1.55	0.54
3:L:81:PHE:HZ	3:L:85:CYS:N	2.06	0.54
3:O:248:GLN:O	3:O:250:ASN:O	2.26	0.54
1:W:95:A:H5''	1:W:96:A:OP2	2.08	0.54
3:T:101:ASP:OD2	3:T:101:ASP:N	2.41	0.54
3:H:20:GLU:N	3:H:20:GLU:OE1	2.41	0.54
1:W:33:A:H61	3:B:199:THR:HG21	1.73	0.54
3:S:258:LEU:HB3	3:S:402:PRO:CG	2.37	0.54
3:N:333:CYS:O	3:N:334:ALA:C	2.47	0.54
3:U:59:GLY:O	3:U:61:SER:N	2.41	0.54
3:P:189:THR:O	3:P:193:MET:N	2.40	0.54
3:B:178:PHE:CE2	3:B:221:TYR:HD2	2.26	0.54
3:T:285:TYR:O	3:T:286:PHE:C	2.46	0.54
3:V:77:ALA:CB	3:V:98:ARG:HH22	2.12	0.54
3:H:54:LYS:HE3	3:H:140:LEU:CD2	2.31	0.54
3:K:74:LEU:HA	3:K:98:ARG:HD3	1.89	0.54
1:W:1:C:O2	1:W:1:C:C2'	2.56	0.54
3:A:9:LYS:HD3	3:C:362:ASP:HA	1.90	0.54
3:T:163:THR:HG22	3:T:192:LYS:NZ	2.22	0.54
3:C:272:MET:SD	3:C:305:VAL:HG21	2.47	0.54
3:L:85:CYS:O	3:L:91:SER:HB2	2.08	0.54
3:J:367:GLN:O	3:J:370:GLU:N	2.41	0.54
3:O:249:ILE:CG2	3:O:319:MET:CE	2.86	0.54
3:P:81:PHE:CG	3:P:82:GLU:N	2.76	0.54
3:E:57:LEU:HD21	3:E:144:LEU:HD21	1.90	0.54
3:U:10:VAL:O	3:U:11:ASN:HB2	2.07	0.54
3:I:26:HIS:O	3:I:27:GLU:HB3	2.08	0.54
3:C:216:ARG:HG3	3:C:217:ILE:HD12	1.90	0.54

Continued on next page...

Continued from previous page...

Atom-1	Atom-2	Interatomic distance (Å)	Clash overlap (Å)
3:P:79:GLN:HG3	3:P:80:PHE:N	2.22	0.54
3:T:440:GLU:O	3:T:441:PHE:C	2.46	0.54
3:D:211:ASP:HB2	3:D:228:THR:HB	1.89	0.54
3:D:133:THR:HG22	3:D:136:GLU:OE2	2.08	0.54
2:X:70:A:H5"	2:X:70:A:H8	1.73	0.54
3:A:297:LYS:HD3	3:A:297:LYS:N	2.23	0.54
3:E:253:ALA:C	3:E:255:GLU:N	2.60	0.54
3:C:223:ALA:O	3:C:226:VAL:CG2	2.50	0.54
3:R:145:LEU:HD22	3:R:207:ALA:HA	1.90	0.54
3:U:54:LYS:C	3:U:56:VAL:H	2.10	0.54
3:H:57:LEU:HD21	3:H:144:LEU:HD21	1.89	0.54
3:A:35:ASP:OD2	3:A:89:TRP:NE1	2.29	0.54
3:M:276:GLY:O	3:M:277:GLN:C	2.46	0.54
3:D:287:ILE:HG13	3:D:288:HIS:CD2	2.42	0.54
3:C:8:PHE:HE1	3:D:254:ARG:HG3	1.71	0.54
3:B:6:ILE:O	3:B:6:ILE:CD1	2.54	0.54
3:U:232:ALA:O	3:U:234:GLU:N	2.40	0.54
3:E:182:VAL:HB	3:E:190:THR:HG21	1.89	0.54
3:I:232:ALA:O	3:I:234:GLU:N	2.39	0.54
3:N:219:HIS:HA	3:N:222:SER:HB3	1.90	0.54
3:T:6:ILE:CD1	3:T:7:VAL:H	2.18	0.53
3:M:175:THR:CG2	3:M:176:ALA:H	2.21	0.53
3:T:50:ASN:O	3:T:54:LYS:HG2	2.08	0.53
3:T:248:GLN:O	3:T:249:ILE:C	2.46	0.53
3:O:73:TYR:CD2	3:O:141:VAL:HG11	2.43	0.53
3:J:185:HIS:CA	3:J:189:THR:N	2.71	0.53
2:X:63:C:C2	3:P:323:ARG:HG2	2.43	0.53
3:A:81:PHE:CG	3:A:82:GLU:N	2.76	0.53
3:B:12:ASN:HB3	3:B:13:GLN:OE1	2.08	0.53
3:O:334:ALA:O	3:O:338:MET:HG2	2.09	0.53
3:P:189:THR:CG2	3:P:192:LYS:HG2	2.39	0.53
3:L:264:ASN:CG	3:M:251:LEU:HD21	2.27	0.53
3:M:54:LYS:O	3:M:56:VAL:N	2.41	0.53
3:G:218:GLU:O	3:G:220:LEU:N	2.37	0.53
3:T:51:LYS:O	3:T:55:SER:HB2	2.09	0.53
3:T:66:ASP:O	3:T:67:PRO:C	2.45	0.53
3:G:340:VAL:HG22	3:G:416:LEU:HD11	1.90	0.53
3:Q:189:THR:HG23	3:Q:192:LYS:HB3	1.90	0.53
3:F:38:LYS:HD3	3:F:205:PHE:CE1	2.43	0.53
3:C:295:SER:OG	3:C:296:GLY:N	2.40	0.53
3:C:297:LYS:N	3:C:297:LYS:HD3	2.24	0.53

Continued on next page...

Continued from previous page...

Atom-1	Atom-2	Interatomic distance (Å)	Clash overlap (Å)
3:F:233:TYR:CE2	3:F:287:ILE:HG22	2.42	0.53
3:N:6:ILE:HG13	3:N:7:VAL:N	2.23	0.53
1:W:22:C:OP2	3:D:168:ARG:NH2	2.42	0.53
3:F:255:GLU:OE1	3:F:255:GLU:C	2.47	0.53
3:Q:6:ILE:HG22	3:Q:7:VAL:H	1.74	0.53
3:O:264:ASN:CG	3:P:251:LEU:HD21	2.28	0.53
3:M:218:GLU:O	3:M:220:LEU:N	2.39	0.53
3:L:315:VAL:HG12	3:L:319:MET:CE	2.39	0.53
3:G:73:TYR:CG	3:G:141:VAL:HG21	2.43	0.53
3:F:247:LYS:O	3:F:248:GLN:O	2.26	0.53
3:J:248:GLN:O	3:J:250:ASN:O	2.25	0.53
3:L:36:LEU:HA	3:L:89:TRP:CH2	2.43	0.53
3:L:185:HIS:C	3:L:189:THR:OG1	2.46	0.53
3:L:324:SER:O	3:L:325:LEU:C	2.46	0.53
3:K:233:TYR:CZ	3:K:287:ILE:HG22	2.43	0.53
3:K:98:ARG:HG3	3:K:213:PHE:CG	2.43	0.53
3:A:37:LYS:O	3:A:39:PRO:HD3	2.07	0.53
3:G:53:TYR:O	3:G:56:VAL:HG23	2.09	0.53
3:D:253:ALA:O	3:D:254:ARG:HG2	2.09	0.53
2:X:6:A:C8	2:X:6:A:C3'	2.92	0.53
3:T:31:PRO:O	3:T:32:ALA:O	2.26	0.53
3:D:206:LEU:HA	3:D:209:THR:HG22	1.91	0.53
3:P:164:ASN:O	3:P:168:ARG:HG3	2.08	0.53
3:R:350:PHE:C	3:R:350:PHE:CD2	2.81	0.53
3:E:134:VAL:HB	3:E:135:PRO:HD3	1.90	0.53
3:M:77:ALA:O	3:M:98:ARG:CZ	2.56	0.53
3:B:206:LEU:HA	3:B:209:THR:CG2	2.35	0.53
3:J:172:ILE:CD1	3:J:226:VAL:CG2	2.77	0.53
3:P:169:ILE:HG22	3:P:226:VAL:HG12	1.90	0.53
3:I:98:ARG:H	3:I:98:ARG:HD2	1.73	0.53
3:T:175:THR:CG2	3:T:176:ALA:N	2.71	0.53
3:Q:66:ASP:OD1	3:Q:66:ASP:N	2.30	0.53
3:A:249:ILE:CG2	3:A:250:ASN:N	2.72	0.53
3:F:176:ALA:C	3:F:178:PHE:N	2.61	0.53
3:K:175:THR:HG23	3:K:176:ALA:H	1.72	0.53
3:K:305:VAL:O	3:K:305:VAL:HG13	2.08	0.53
3:G:38:LYS:HE2	3:G:39:PRO:CD	2.38	0.53
2:X:18:C:OP1	3:U:323:ARG:NH2	2.37	0.53
3:O:77:ALA:HB3	3:O:98:ARG:NH1	2.22	0.53
3:S:264:ASN:HD21	3:T:251:LEU:CD2	2.22	0.53
3:E:53:TYR:CD1	3:E:121:ALA:O	2.57	0.53

Continued on next page...

Continued from previous page...

Atom-1	Atom-2	Interatomic distance (Å)	Clash overlap (Å)
3:H:81:PHE:HZ	3:H:85:CYS:HB2	1.73	0.53
3:A:85:CYS:O	3:A:91:SER:HB2	2.09	0.53
3:R:180:LYS:CE	3:R:182:VAL:O	2.56	0.53
3:B:232:ALA:O	3:B:234:GLU:N	2.34	0.53
3:B:366:LEU:HD23	3:B:366:LEU:C	2.27	0.53
3:A:153:ILE:HD12	3:A:153:ILE:H	1.73	0.53
3:B:153:ILE:HG22	3:B:158:THR:OG1	2.08	0.53
3:G:163:THR:HG22	3:G:192:LYS:NZ	2.23	0.53
3:J:176:ALA:C	3:J:178:PHE:N	2.61	0.53
3:J:222:SER:C	3:J:224:ILE:N	2.62	0.53
3:M:287:ILE:HG13	3:M:288:HIS:HD2	1.73	0.53
3:I:51:LYS:O	3:I:55:SER:CB	2.56	0.53
3:G:87:GLU:C	3:G:89:TRP:H	2.10	0.53
3:S:32:ALA:H	3:S:277:GLN:NE2	2.06	0.53
3:H:66:ASP:HB2	3:H:67:PRO:CD	2.38	0.53
3:L:295:SER:OG	3:L:296:GLY:N	2.41	0.53
3:R:333:CYS:O	3:R:334:ALA:C	2.47	0.53
3:L:225:ARG:O	3:L:228:THR:N	2.42	0.53
3:R:216:ARG:HG3	3:R:217:ILE:HD12	1.91	0.53
3:T:73:TYR:CD1	3:T:76:ALA:HB3	2.43	0.53
3:L:54:LYS:O	3:L:56:VAL:N	2.41	0.53
3:I:249:ILE:CD1	3:I:319:MET:HE3	2.39	0.53
3:L:8:PHE:HZ	3:M:255:GLU:CB	2.00	0.53
3:C:184:HIS:O	3:C:189:THR:N	2.41	0.53
3:T:81:PHE:CG	3:T:82:GLU:N	2.76	0.53
3:N:77:ALA:HB3	3:N:98:ARG:HH12	1.71	0.53
3:J:249:ILE:CG2	3:J:319:MET:HE1	2.37	0.53
3:V:73:TYR:CD2	3:V:141:VAL:HG11	2.43	0.53
3:V:313:HIS:ND1	3:V:324:SER:HB3	2.24	0.53
3:B:323:ARG:HD3	3:B:324:SER:N	2.24	0.53
3:S:174:GLU:HB2	3:S:180:LYS:HB2	1.90	0.53
3:B:266:GLU:OE2	3:C:358:ARG:HD2	2.08	0.53
3:O:97:ALA:C	3:O:99:LYS:H	2.12	0.53
3:P:248:GLN:O	3:P:249:ILE:C	2.46	0.53
3:T:63:ALA:HB3	3:T:65:LEU:CD1	2.35	0.53
3:P:77:ALA:O	3:P:98:ARG:NH1	2.42	0.53
3:N:73:TYR:O	3:N:74:LEU:C	2.47	0.53
3:T:249:ILE:CG2	3:T:319:MET:CE	2.86	0.53
3:L:31:PRO:O	3:L:32:ALA:O	2.27	0.53
3:K:176:ALA:C	3:K:178:PHE:H	2.12	0.53
3:N:176:ALA:O	3:N:178:PHE:N	2.42	0.53

Continued on next page...

Continued from previous page...

Atom-1	Atom-2	Interatomic distance (Å)	Clash overlap (Å)
3:O:336:HIS:O	3:O:340:VAL:HG23	2.08	0.53
3:U:416:LEU:HD12	3:U:416:LEU:N	2.24	0.53
3:O:249:ILE:CG2	3:O:319:MET:HE1	2.39	0.53
3:N:277:GLN:OE1	3:N:277:GLN:N	2.40	0.53
3:Q:81:PHE:HB3	3:Q:94:ILE:HA	1.90	0.53
3:P:81:PHE:HB3	3:P:94:ILE:HA	1.90	0.53
3:N:313:HIS:ND1	3:N:324:SER:CB	2.72	0.53
3:M:103:ILE:HD12	3:M:103:ILE:N	2.23	0.53
3:J:156:GLN:C	3:J:158:THR:N	2.62	0.53
3:K:194:CYS:C	3:K:196:ASN:H	2.12	0.53
3:N:338:MET:HA	3:N:338:MET:HE2	1.91	0.53
3:C:216:ARG:HD3	3:C:216:ARG:C	2.29	0.53
3:L:97:ALA:O	3:L:99:LYS:N	2.36	0.53
3:K:290:ARG:HD2	3:K:295:SER:HB2	1.91	0.53
3:F:237:SER:HA	3:F:240:VAL:HB	1.91	0.53
3:V:5:LYS:HB2	3:V:5:LYS:NZ	2.23	0.53
3:B:74:LEU:CD2	3:B:210:TYR:CZ	2.91	0.53
3:O:37:LYS:HG3	3:O:89:TRP:CE3	2.44	0.53
3:U:183:GLU:H	3:U:190:THR:HG21	1.73	0.53
3:U:184:HIS:O	3:U:189:THR:CA	2.57	0.53
3:O:53:TYR:O	3:O:56:VAL:HG23	2.09	0.53
3:Q:239:LEU:HA	3:Q:272:MET:HE3	1.91	0.53
3:S:225:ARG:O	3:S:228:THR:N	2.42	0.53
3:K:81:PHE:HB3	3:K:94:ILE:HA	1.91	0.53
3:N:59:GLY:O	3:N:61:SER:N	2.42	0.53
3:F:54:LYS:HE3	3:F:140:LEU:HD23	1.91	0.53
3:F:66:ASP:O	3:F:70:VAL:N	2.42	0.53
1:W:73:C:C4	3:I:157:ASN:HB2	2.43	0.53
3:K:20:GLU:OE1	3:K:20:GLU:N	2.41	0.53
3:V:253:ALA:C	3:V:255:GLU:N	2.61	0.53
3:N:248:GLN:O	3:N:249:ILE:C	2.47	0.53
3:I:249:ILE:HD13	3:I:319:MET:HE3	1.91	0.53
3:I:100:GLY:C	3:I:101:ASP:OD2	2.48	0.53
3:T:54:LYS:HG3	3:T:140:LEU:HD21	1.91	0.53
3:S:249:ILE:HG22	3:S:250:ASN:N	2.23	0.53
3:R:305:VAL:CG2	3:R:308:VAL:HB	2.31	0.53
3:U:268:GLU:CB	3:U:305:VAL:HG23	2.32	0.53
3:E:27:GLU:O	3:E:28:TYR:CD1	2.61	0.53
3:F:81:PHE:CE2	3:F:84:THR:HA	2.44	0.53
3:S:216:ARG:HG3	3:S:217:ILE:HD12	1.91	0.53
3:N:225:ARG:O	3:N:227:GLY:N	2.42	0.53

Continued on next page...

Continued from previous page...

Atom-1	Atom-2	Interatomic distance (Å)	Clash overlap (Å)
2:X:25:C:C4	2:X:26:C:C5	2.97	0.53
3:M:438:PHE:O	3:M:439:ALA:C	2.47	0.53
3:T:424:TYR:CD1	3:T:442:LEU:HD13	2.43	0.53
3:O:133:THR:HG23	3:O:135:PRO:HD2	1.91	0.53
3:F:100:GLY:C	3:F:101:ASP:OD2	2.46	0.53
3:T:8:PHE:HD2	3:U:258:LEU:HD13	1.72	0.53
1:W:69:A:H2	1:W:70:A:C4	2.26	0.53
3:D:249:ILE:HG21	3:D:319:MET:HE1	1.91	0.53
3:B:250:ASN:N	3:B:250:ASN:OD1	2.42	0.53
3:T:54:LYS:C	3:T:56:VAL:H	2.12	0.53
3:T:33:ILE:HB	3:T:88:ASP:CB	2.38	0.53
3:Q:278:GLU:OE2	3:Q:284:SER:HB2	2.09	0.53
3:U:81:PHE:CG	3:U:82:GLU:N	2.77	0.53
3:E:240:VAL:O	3:E:243:THR:HG22	2.09	0.53
3:Q:416:LEU:HD12	3:Q:416:LEU:H	1.74	0.53
3:N:272:MET:SD	3:N:305:VAL:HG21	2.48	0.53
3:D:60:MET:N	3:D:60:MET:SD	2.82	0.53
3:G:262:HIS:CE1	3:H:251:LEU:HD22	2.44	0.53
3:P:171:GLN:O	3:P:174:GLU:HG2	2.08	0.53
3:G:235:ASP:HB2	3:G:290:ARG:HG2	1.91	0.53
3:I:156:GLN:C	3:I:158:THR:H	2.11	0.53
3:V:335:PRO:O	3:V:336:HIS:C	2.46	0.53
3:I:8:PHE:CE2	3:J:258:LEU:HD13	2.44	0.52
3:G:176:ALA:C	3:G:178:PHE:N	2.63	0.52
3:T:81:PHE:CZ	3:T:85:CYS:HB2	2.44	0.52
3:T:248:GLN:CD	3:T:249:ILE:HG13	2.29	0.52
3:V:218:GLU:O	3:V:220:LEU:N	2.42	0.52
3:L:183:GLU:O	3:L:190:THR:HG22	2.08	0.52
3:G:37:LYS:O	3:G:39:PRO:HD3	2.08	0.52
3:A:32:ALA:H	3:A:277:GLN:HE21	1.55	0.52
3:A:87:GLU:OE2	3:A:285:TYR:N	2.42	0.52
3:D:284:SER:O	3:D:287:ILE:HG12	2.08	0.52
3:S:183:GLU:O	3:S:190:THR:CG2	2.57	0.52
3:H:189:THR:O	3:H:193:MET:N	2.42	0.52
3:I:268:GLU:OE2	3:I:307:HIS:HD2	1.91	0.52
3:H:174:GLU:O	3:H:174:GLU:HG3	2.08	0.52
3:O:134:VAL:HB	3:O:135:PRO:HD3	1.91	0.52
3:S:363:GLU:O	3:S:367:GLN:HG2	2.08	0.52
3:U:239:LEU:O	3:U:243:THR:HG22	2.08	0.52
3:B:183:GLU:O	3:B:190:THR:CG2	2.51	0.52
3:P:320:GLY:O	3:P:321:GLN:C	2.47	0.52

Continued on next page...

Continued from previous page...

Atom-1	Atom-2	Interatomic distance (Å)	Clash overlap (Å)
3:J:37:LYS:HG3	3:J:89:TRP:CE3	2.45	0.52
3:T:67:PRO:O	3:T:71:CYS:HB3	2.09	0.52
3:Q:249:ILE:CG2	3:Q:319:MET:HE1	2.40	0.52
3:I:143:LEU:O	3:I:146:SER:OG	2.25	0.52
3:S:315:VAL:HG12	3:S:319:MET:HE2	1.91	0.52
3:A:180:LYS:NZ	3:A:184:HIS:HD2	2.08	0.52
3:A:189:THR:O	3:A:193:MET:N	2.39	0.52
1:W:99:C:C6	3:F:323:ARG:HG2	2.43	0.52
3:U:184:HIS:O	3:U:189:THR:HA	2.09	0.52
3:A:7:VAL:CG1	3:A:9:LYS:CE	2.86	0.52
3:L:239:LEU:HA	3:L:272:MET:CE	2.39	0.52
3:B:30:TYR:HB3	3:B:277:GLN:NE2	2.24	0.52
3:P:183:GLU:O	3:P:190:THR:CG2	2.57	0.52
3:D:66:ASP:N	3:D:67:PRO:HD2	2.23	0.52
1:W:3:C:O2'	1:W:4:C:H5'	2.09	0.52
3:B:8:PHE:CD1	3:B:8:PHE:N	2.78	0.52
3:B:34:LYS:O	3:B:35:ASP:HB2	2.07	0.52
3:K:77:ALA:HB3	3:K:98:ARG:NH1	2.24	0.52
3:G:197:TRP:HD1	3:G:198:SER:N	1.97	0.52
3:A:313:HIS:ND1	3:A:324:SER:HB3	2.25	0.52
3:S:139:SER:HA	3:S:178:PHE:HD2	1.74	0.52
3:N:83:GLY:O	3:N:84:THR:HB	2.09	0.52
3:D:409:ILE:HG22	3:D:410:MET:HE3	1.92	0.52
3:P:232:ALA:C	3:P:234:GLU:N	2.62	0.52
3:U:84:THR:O	3:U:86:PRO:HD3	2.09	0.52
3:D:175:THR:HG23	3:D:176:ALA:N	2.24	0.52
2:X:88:A:C8	2:X:89:C:H4'	2.44	0.52
3:R:311:LEU:O	3:R:315:VAL:HG23	2.10	0.52
3:P:416:LEU:N	3:P:416:LEU:HD12	2.24	0.52
3:G:87:GLU:C	3:G:89:TRP:N	2.63	0.52
3:E:96:ILE:HD11	3:E:217:ILE:HD11	1.91	0.52
3:A:308:VAL:HG12	3:A:312:ILE:CD1	2.39	0.52
3:S:240:VAL:HA	3:S:243:THR:CG2	2.40	0.52
3:B:262:HIS:ND1	3:B:263:LYS:N	2.57	0.52
3:R:78:MET:HB3	3:R:97:ALA:HB2	1.90	0.52
3:M:174:GLU:O	3:M:174:GLU:HG3	2.09	0.52
3:J:338:MET:HA	3:J:338:MET:HE2	1.90	0.52
3:O:50:ASN:N	3:O:50:ASN:HD22	2.08	0.52
3:K:32:ALA:HB2	3:K:277:GLN:NE2	2.24	0.52
3:S:156:GLN:C	3:S:158:THR:H	2.11	0.52
3:S:10:VAL:O	3:S:11:ASN:CB	2.58	0.52

Continued on next page...

Continued from previous page...

Atom-1	Atom-2	Interatomic distance (Å)	Clash overlap (Å)
3:B:329:VAL:HG12	3:B:436:ASN:O	2.09	0.52
3:L:59:GLY:O	3:L:61:SER:N	2.43	0.52
3:K:7:VAL:HG13	3:K:18:LYS:O	2.09	0.52
3:I:8:PHE:CE2	3:J:257:ILE:HB	2.44	0.52
3:I:73:TYR:O	3:I:75:ALA:N	2.43	0.52
3:K:189:THR:CG2	3:K:192:LYS:CB	2.78	0.52
3:U:53:TYR:CD2	3:U:54:LYS:N	2.77	0.52
3:U:194:CYS:C	3:U:196:ASN:H	2.12	0.52
3:D:416:LEU:CD1	3:D:416:LEU:H	2.21	0.52
3:M:10:VAL:O	3:M:11:ASN:CB	2.57	0.52
3:M:30:TYR:HB3	3:M:277:GLN:HE21	1.70	0.52
3:S:74:LEU:HA	3:S:98:ARG:HD3	1.90	0.52
3:S:77:ALA:CB	3:S:98:ARG:NH2	2.71	0.52
3:D:123:THR:HG22	3:S:129:THR:HG22	1.92	0.52
3:R:31:PRO:HG2	3:R:286:PHE:HD1	1.75	0.52
3:F:30:TYR:HB3	3:F:277:GLN:NE2	2.25	0.52
3:M:417:LYS:H	3:M:420:HIS:CD2	2.20	0.52
3:B:50:ASN:N	3:B:50:ASN:HD22	2.07	0.52
3:M:9:LYS:N	3:M:9:LYS:HD2	2.25	0.52
3:K:85:CYS:O	3:K:91:SER:HB2	2.09	0.52
3:P:31:PRO:HB3	3:P:289:PHE:HB2	1.91	0.52
3:H:277:GLN:CD	3:H:277:GLN:N	2.62	0.52
3:D:12:ASN:HD21	3:E:270:ARG:CD	2.23	0.52
3:A:441:PHE:C	3:A:441:PHE:CD2	2.83	0.52
3:V:42:THR:O	3:V:43:LEU:C	2.47	0.52
3:U:255:GLU:OE1	3:U:255:GLU:O	2.28	0.52
3:B:249:ILE:HG23	3:B:319:MET:CE	2.39	0.52
3:C:313:HIS:ND1	3:C:324:SER:HB3	2.23	0.52
3:D:268:GLU:OE2	3:D:307:HIS:HD2	1.91	0.52
3:U:30:TYR:HB3	3:U:277:GLN:NE2	2.24	0.52
3:R:56:VAL:HG11	3:R:123:THR:OG1	2.10	0.52
3:H:189:THR:CG2	3:H:192:LYS:HB3	2.37	0.52
3:L:211:ASP:OD2	3:L:288:HIS:HE1	1.92	0.52
3:M:102:LYS:C	3:M:103:ILE:HD12	2.29	0.52
3:I:53:TYR:CE2	3:I:65:LEU:HB2	2.44	0.52
3:P:31:PRO:HD2	3:P:277:GLN:HG2	1.91	0.52
3:P:148:TYR:CE1	3:P:199:THR:HG23	2.43	0.52
3:S:417:LYS:H	3:S:420:HIS:HD2	1.56	0.52
3:F:287:ILE:HG13	3:F:288:HIS:HD2	1.75	0.52
3:G:262:HIS:HE1	3:H:251:LEU:HD22	1.74	0.52
3:H:153:ILE:HG22	3:H:158:THR:OG1	2.10	0.52

Continued on next page...

Continued from previous page...

Atom-1	Atom-2	Interatomic distance (Å)	Clash overlap (Å)
3:G:84:THR:O	3:G:86:PRO:HD3	2.09	0.52
3:A:21:ILE:HB	3:B:280:ALA:HB2	1.92	0.52
3:R:221:TYR:O	3:R:223:ALA:N	2.42	0.52
3:F:432:GLN:HE21	3:F:432:GLN:HA	1.75	0.52
3:O:350:PHE:CD2	3:O:350:PHE:C	2.82	0.52
3:G:130:ARG:NH2	3:G:136:GLU:OE2	2.42	0.52
3:T:148:TYR:HB2	3:T:203:PHE:CE2	2.45	0.52
3:E:20:GLU:N	3:E:20:GLU:CD	2.63	0.52
3:M:249:ILE:HG23	3:M:319:MET:HE3	1.91	0.52
3:V:249:ILE:HG23	3:V:319:MET:SD	2.49	0.52
3:E:98:ARG:HD2	3:E:98:ARG:H	1.74	0.52
3:H:65:LEU:HB3	3:H:120:TRP:CZ3	2.44	0.52
3:D:79:GLN:HB3	3:D:217:ILE:CG2	2.39	0.52
3:J:235:ASP:HB2	3:J:290:ARG:HG2	1.92	0.52
3:N:323:ARG:HD3	3:N:324:SER:N	2.25	0.52
3:U:232:ALA:C	3:U:234:GLU:N	2.63	0.52
3:E:434:ARG:HB3	3:E:435:PRO:CD	2.39	0.52
3:S:232:ALA:O	3:S:234:GLU:N	2.38	0.52
3:E:66:ASP:HB2	3:E:67:PRO:CD	2.40	0.52
3:N:100:GLY:C	3:N:101:ASP:OD2	2.48	0.52
3:R:217:ILE:CG2	3:R:218:GLU:N	2.72	0.52
3:F:363:GLU:O	3:F:367:GLN:HG2	2.10	0.52
3:B:318:TYR:HE2	3:B:347:GLU:HA	1.74	0.52
3:E:20:GLU:OE1	3:E:20:GLU:N	2.43	0.52
3:U:7:VAL:CG1	3:U:8:PHE:N	2.73	0.52
3:J:222:SER:O	3:J:224:ILE:N	2.42	0.52
3:M:204:ARG:NH2	3:M:290:ARG:HG3	2.24	0.52
3:M:287:ILE:HG13	3:M:288:HIS:CD2	2.44	0.52
3:I:66:ASP:O	3:I:70:VAL:N	2.43	0.52
3:J:97:ALA:C	3:J:99:LYS:H	2.13	0.52
3:D:232:ALA:C	3:D:234:GLU:H	2.12	0.52
2:X:9:C:H2'	2:X:11:C:H5''	1.91	0.52
3:U:81:PHE:HB3	3:U:95:VAL:H	1.75	0.52
1:W:9:C:H2'	1:W:11:C:H5''	1.92	0.52
2:X:7:A:H2'	2:X:8:C:O4'	2.10	0.52
3:F:268:GLU:HB3	3:F:305:VAL:CG2	2.40	0.52
3:O:48:ASP:OD1	3:O:48:ASP:C	2.47	0.52
3:L:155:GLY:H	3:L:158:THR:HG21	1.74	0.52
3:T:311:LEU:O	3:T:315:VAL:HG23	2.10	0.52
3:T:217:ILE:CG2	3:T:218:GLU:N	2.73	0.52
3:T:175:THR:CG2	3:T:176:ALA:H	2.23	0.52

Continued on next page...

Continued from previous page...

Atom-1	Atom-2	Interatomic distance (Å)	Clash overlap (Å)
3:N:73:TYR:HD2	3:N:210:TYR:OH	1.93	0.52
3:F:417:LYS:HB2	3:F:420:HIS:CD2	2.45	0.52
3:U:66:ASP:HB2	3:U:67:PRO:CD	2.40	0.52
3:L:172:ILE:HD12	3:L:226:VAL:HG21	1.91	0.52
3:K:76:ALA:O	3:K:77:ALA:HB2	2.10	0.52
3:Q:336:HIS:HE1	3:Q:445:THR:HG21	1.75	0.52
3:L:232:ALA:C	3:L:234:GLU:H	2.11	0.52
3:U:10:VAL:HG12	3:U:11:ASN:N	2.25	0.52
3:I:219:HIS:HA	3:I:222:SER:HB3	1.91	0.52
3:V:289:PHE:C	3:V:289:PHE:CD1	2.84	0.52
3:B:367:GLN:OE1	3:B:367:GLN:HA	2.09	0.52
3:A:26:HIS:O	3:A:27:GLU:HB3	2.09	0.52
3:J:133:THR:OG1	3:J:135:PRO:HD2	2.10	0.52
3:H:7:VAL:CG1	3:H:9:LYS:HE3	2.40	0.52
3:M:175:THR:CG2	3:M:176:ALA:N	2.73	0.52
3:C:53:TYR:HB2	3:C:121:ALA:O	2.10	0.52
3:T:98:ARG:HD2	3:T:98:ARG:H	1.75	0.52
3:T:73:TYR:CZ	3:T:98:ARG:NH2	2.78	0.52
3:N:183:GLU:N	3:N:190:THR:HG21	2.25	0.52
3:M:340:VAL:HG13	3:M:416:LEU:CD1	2.40	0.52
3:M:340:VAL:HG22	3:M:416:LEU:CD1	2.40	0.52
3:H:37:LYS:HG3	3:H:89:TRP:CE3	2.45	0.52
1:W:1:C:C2'	1:W:2:C:OP2	2.58	0.52
3:D:286:PHE:HA	3:D:289:PHE:HB3	1.92	0.52
3:L:73:TYR:CE2	3:L:98:ARG:NH1	2.78	0.52
3:L:81:PHE:HD1	3:L:217:ILE:HD11	1.74	0.52
3:E:146:SER:HA	3:E:227:GLY:HA3	1.92	0.52
3:Q:194:CYS:C	3:Q:196:ASN:H	2.11	0.52
3:O:119:ASN:O	3:O:121:ALA:N	2.43	0.52
3:R:277:GLN:C	3:R:279:THR:H	2.13	0.52
3:R:54:LYS:HE3	3:R:140:LEU:CD2	2.36	0.52
3:P:81:PHE:CE1	3:P:85:CYS:HB2	2.45	0.52
3:K:81:PHE:H	3:K:95:VAL:H	1.57	0.52
3:B:235:ASP:HB2	3:B:290:ARG:HG2	1.92	0.52
3:K:197:TRP:CD1	3:K:198:SER:O	2.63	0.52
3:E:173:PHE:CZ	3:E:224:ILE:HA	2.45	0.52
3:R:403:GLU:HG3	3:S:357:ARG:HH12	1.74	0.52
3:B:122:LEU:O	3:U:126:MET:HE1	2.10	0.52
3:F:12:ASN:HB3	3:F:13:GLN:OE1	2.09	0.52
3:N:97:ALA:O	3:N:99:LYS:N	2.38	0.52
3:J:398:GLU:OE2	3:J:399:THR:HG22	2.10	0.52

Continued on next page...

Continued from previous page...

Atom-1	Atom-2	Interatomic distance (Å)	Clash overlap (Å)
2:X:82:C:C4	3:N:157:ASN:HB2	2.44	0.52
3:A:269:ILE:HG13	3:B:359:PHE:CZ	2.45	0.52
3:D:326:ASN:HA	3:D:437:SER:HB2	1.92	0.52
3:P:189:THR:HG22	3:P:192:LYS:CA	2.38	0.51
3:C:74:LEU:HD22	3:C:98:ARG:CB	2.38	0.51
3:P:253:ALA:O	3:P:254:ARG:HG2	2.10	0.51
3:I:73:TYR:C	3:I:75:ALA:N	2.62	0.51
3:G:206:LEU:O	3:G:207:ALA:C	2.49	0.51
3:C:183:GLU:O	3:C:190:THR:CG2	2.57	0.51
3:E:37:LYS:HG3	3:E:89:TRP:CE3	2.45	0.51
3:U:249:ILE:HG23	3:U:319:MET:SD	2.50	0.51
3:I:69:ASP:C	3:I:71:CYS:N	2.59	0.51
3:G:278:GLU:HB2	3:G:284:SER:CB	2.40	0.51
3:B:258:LEU:HD21	3:C:361:ARG:HG3	1.92	0.51
3:O:54:LYS:HD3	3:O:69:ASP:OD2	2.10	0.51
3:V:222:SER:C	3:V:224:ILE:H	2.13	0.51
3:E:25:GLN:HG2	3:F:282:PRO:CG	2.38	0.51
3:K:81:PHE:HD1	3:K:217:ILE:HD11	1.75	0.51
3:H:22:ILE:HD12	3:I:243:THR:HB	1.91	0.51
3:S:81:PHE:HB3	3:S:94:ILE:HA	1.91	0.51
3:C:10:VAL:HG12	3:C:11:ASN:H	1.74	0.51
3:A:338:MET:HA	3:A:338:MET:HE2	1.92	0.51
3:T:234:GLU:HG2	3:T:235:ASP:OD1	2.09	0.51
3:B:222:SER:C	3:B:224:ILE:N	2.63	0.51
3:S:9:LYS:HE2	3:S:17:LEU:HB3	1.93	0.51
3:P:262:HIS:ND1	3:P:263:LYS:N	2.57	0.51
3:G:9:LYS:HD3	3:I:362:ASP:HA	1.92	0.51
3:A:252:THR:CG2	3:A:255:GLU:OE1	2.58	0.51
3:C:70:VAL:O	3:C:210:TYR:OH	2.21	0.51
3:I:175:THR:CG2	3:I:176:ALA:N	2.74	0.51
3:C:248:GLN:O	3:C:249:ILE:C	2.49	0.51
3:I:190:THR:CG2	3:I:191:HIS:N	2.73	0.51
3:F:77:ALA:HB3	3:F:98:ARG:NH1	2.25	0.51
3:B:57:LEU:HD21	3:B:144:LEU:CD2	2.39	0.51
3:Q:216:ARG:NH2	3:Q:283:HIS:CD2	2.78	0.51
3:T:249:ILE:HG22	3:T:250:ASN:OD1	2.10	0.51
3:V:98:ARG:H	3:V:98:ARG:HD2	1.74	0.51
3:L:77:ALA:HB3	3:L:98:ARG:NH1	2.25	0.51
3:O:11:ASN:OD1	3:O:11:ASN:C	2.48	0.51
3:O:249:ILE:CG2	3:O:250:ASN:N	2.73	0.51
3:B:81:PHE:CG	3:B:82:GLU:N	2.78	0.51

Continued on next page...

Continued from previous page...

Atom-1	Atom-2	Interatomic distance (Å)	Clash overlap (Å)
3:V:327:ALA:O	3:V:437:SER:HA	2.09	0.51
3:H:222:SER:O	3:H:224:ILE:N	2.43	0.51
3:E:49:LEU:O	3:E:52:ALA:HB3	2.10	0.51
3:B:133:THR:HG22	3:B:136:GLU:OE2	2.10	0.51
3:T:171:GLN:O	3:T:174:GLU:HG2	2.10	0.51
3:S:258:LEU:HB3	3:S:402:PRO:HG2	1.92	0.51
3:V:246:ILE:O	3:V:252:THR:O	2.29	0.51
3:B:200:ILE:O	3:B:200:ILE:HG13	2.08	0.51
3:T:35:ASP:O	3:T:36:LEU:HG	2.10	0.51
3:V:334:ALA:O	3:V:338:MET:HG2	2.10	0.51
3:Q:262:HIS:HE1	3:R:251:LEU:CD2	2.21	0.51
3:C:49:LEU:HB3	3:C:52:ALA:HB2	1.91	0.51
3:C:98:ARG:HG3	3:C:213:PHE:CG	2.45	0.51
3:D:249:ILE:CG2	3:D:319:MET:CE	2.85	0.51
3:G:78:MET:O	3:G:79:GLN:HB2	2.10	0.51
3:P:77:ALA:CB	3:P:98:ARG:NH2	2.70	0.51
3:B:57:LEU:HD11	3:B:140:LEU:CD1	2.40	0.51
3:L:77:ALA:HB1	3:L:220:LEU:CD2	2.40	0.51
3:L:81:PHE:CE2	3:L:84:THR:HA	2.46	0.51
3:J:50:ASN:N	3:J:50:ASN:ND2	2.55	0.51
1:W:96:A:H4'	3:F:290:ARG:HH21	1.74	0.51
3:S:272:MET:SD	3:S:305:VAL:HG21	2.50	0.51
3:H:53:TYR:CD1	3:H:121:ALA:O	2.61	0.51
3:L:9:LYS:HD3	3:N:362:ASP:HA	1.91	0.51
3:R:338:MET:HA	3:R:338:MET:CE	2.41	0.51
3:A:10:VAL:HG12	3:A:11:ASN:N	2.25	0.51
3:T:9:LYS:HD3	3:V:362:ASP:HA	1.91	0.51
3:K:156:GLN:C	3:K:158:THR:H	2.12	0.51
3:F:26:HIS:O	3:F:27:GLU:HB3	2.09	0.51
3:P:221:TYR:O	3:P:223:ALA:N	2.43	0.51
3:J:232:ALA:C	3:J:234:GLU:H	2.13	0.51
3:T:221:TYR:O	3:T:223:ALA:N	2.43	0.51
3:N:76:ALA:O	3:N:77:ALA:HB2	2.10	0.51
3:I:211:ASP:HB2	3:I:228:THR:HB	1.93	0.51
3:I:87:GLU:OE2	3:I:284:SER:C	2.48	0.51
3:Q:180:LYS:HZ2	3:Q:184:HIS:CD2	2.28	0.51
3:O:98:ARG:H	3:O:98:ARG:HD2	1.75	0.51
3:B:313:HIS:HB3	3:B:324:SER:HB2	1.92	0.51
3:H:281:VAL:HB	3:H:284:SER:HB3	1.92	0.51
3:N:21:ILE:HB	3:O:280:ALA:CB	2.38	0.51
3:U:50:ASN:N	3:U:50:ASN:ND2	2.56	0.51

Continued on next page...

Continued from previous page...

Atom-1	Atom-2	Interatomic distance (Å)	Clash overlap (Å)
3:R:286:PHE:O	3:R:289:PHE:HD2	1.93	0.51
3:B:289:PHE:CD1	3:B:290:ARG:N	2.78	0.51
3:M:39:PRO:HA	3:M:102:LYS:O	2.10	0.51
3:J:156:GLN:O	3:J:158:THR:HG22	2.11	0.51
3:K:32:ALA:HB2	3:K:277:GLN:HE22	1.76	0.51
3:A:253:ALA:O	3:A:254:ARG:HG2	2.10	0.51
3:P:253:ALA:C	3:P:255:GLU:H	2.14	0.51
3:L:65:LEU:CD2	3:L:120:TRP:H	2.24	0.51
3:H:249:ILE:HG22	3:H:250:ASN:OD1	2.10	0.51
3:U:250:ASN:OD1	3:U:250:ASN:N	2.35	0.51
3:V:63:ALA:HB3	3:V:65:LEU:HD13	1.92	0.51
3:P:38:LYS:HE2	3:P:39:PRO:HD3	1.92	0.51
3:A:205:PHE:C	3:A:205:PHE:HD2	2.13	0.51
3:D:338:MET:HA	3:D:338:MET:CE	2.40	0.51
3:D:338:MET:HA	3:D:338:MET:HE2	1.93	0.51
3:K:357:ARG:O	3:K:358:ARG:HG2	2.10	0.51
3:F:260:PHE:HB3	3:F:265:PHE:CD2	2.45	0.51
3:H:100:GLY:C	3:H:101:ASP:OD2	2.49	0.51
3:A:357:ARG:HH12	3:K:403:GLU:HG3	1.75	0.51
3:V:133:THR:HG22	3:V:136:GLU:OE2	2.10	0.51
3:A:253:ALA:O	3:A:255:GLU:N	2.44	0.51
3:B:183:GLU:N	3:B:190:THR:HG21	2.26	0.51
3:L:249:ILE:CG2	3:L:250:ASN:N	2.73	0.51
3:G:74:LEU:HD22	3:G:98:ARG:CB	2.40	0.51
3:L:136:GLU:O	3:L:137:HIS:C	2.49	0.51
3:F:250:ASN:OD1	3:F:250:ASN:N	2.31	0.51
3:S:6:ILE:HD11	3:U:361:ARG:HG2	1.93	0.51
3:E:248:GLN:CD	3:E:249:ILE:HG13	2.31	0.51
3:U:32:ALA:N	3:U:277:GLN:HE21	2.09	0.51
3:D:42:THR:O	3:D:43:LEU:C	2.48	0.51
3:L:257:ILE:HD13	3:L:269:ILE:HD12	1.93	0.51
3:F:341:LEU:HB2	3:G:355:PHE:CE2	2.46	0.51
3:V:35:ASP:O	3:V:36:LEU:HG	2.10	0.51
3:M:77:ALA:HB1	3:M:220:LEU:CD2	2.40	0.51
3:V:30:TYR:O	3:V:32:ALA:N	2.43	0.51
3:A:74:LEU:O	3:A:97:ALA:HB1	2.11	0.51
3:C:336:HIS:HE1	3:D:319:MET:O	1.94	0.51
3:L:66:ASP:HB2	3:L:67:PRO:CD	2.39	0.51
3:L:5:LYS:HB2	3:L:5:LYS:HZ3	1.74	0.51
3:Q:54:LYS:CD	3:Q:69:ASP:OD2	2.58	0.51
3:T:253:ALA:O	3:T:255:GLU:N	2.43	0.51

Continued on next page...

Continued from previous page...

Atom-1	Atom-2	Interatomic distance (Å)	Clash overlap (Å)
3:I:172:ILE:HD12	3:I:226:VAL:HG21	1.93	0.51
3:E:248:GLN:O	3:E:249:ILE:C	2.49	0.51
3:O:287:ILE:HG13	3:O:288:HIS:HD2	1.74	0.51
3:O:206:LEU:O	3:O:207:ALA:C	2.48	0.51
3:D:289:PHE:CG	3:D:290:ARG:N	2.78	0.51
3:J:189:THR:CG2	3:J:192:LYS:CG	2.88	0.51
3:B:340:VAL:CA	3:B:416:LEU:HD11	2.41	0.51
3:E:50:ASN:ND2	3:E:50:ASN:N	2.58	0.51
3:U:308:VAL:HG12	3:U:312:ILE:CD1	2.40	0.51
3:R:231:THR:O	3:R:232:ALA:O	2.29	0.51
3:T:8:PHE:CZ	3:U:255:GLU:CB	2.85	0.51
3:Q:8:PHE:CE2	3:R:255:GLU:HA	2.37	0.51
3:M:176:ALA:C	3:M:178:PHE:H	2.14	0.51
3:C:284:SER:O	3:C:287:ILE:HG12	2.11	0.51
1:W:31:C:P	3:C:168:ARG:HH22	2.33	0.51
3:J:20:GLU:O	3:K:254:ARG:NH1	2.44	0.51
3:J:87:GLU:O	3:J:89:TRP:N	2.44	0.51
3:I:74:LEU:HD22	3:I:98:ARG:CB	2.39	0.51
3:A:249:ILE:CD1	3:A:321:GLN:HG3	2.24	0.51
3:F:176:ALA:O	3:F:178:PHE:N	2.43	0.51
3:V:74:LEU:HA	3:V:98:ARG:HD3	1.93	0.51
3:M:146:SER:HB2	3:M:169:ILE:HD12	1.92	0.51
3:E:81:PHE:HB3	3:E:95:VAL:H	1.76	0.51
3:J:54:LYS:HE3	3:J:140:LEU:CD2	2.35	0.51
3:S:57:LEU:C	3:S:57:LEU:CD2	2.79	0.51
3:N:32:ALA:HB2	3:N:277:GLN:HE22	1.75	0.51
3:A:66:ASP:N	3:A:66:ASP:OD1	2.42	0.51
3:E:347:GLU:HB2	3:E:420:HIS:HE1	1.76	0.51
3:V:10:VAL:HG12	3:V:11:ASN:N	2.26	0.51
3:H:234:GLU:O	3:H:235:ASP:HB2	2.10	0.51
3:M:333:CYS:O	3:M:334:ALA:C	2.49	0.51
3:D:239:LEU:HA	3:D:272:MET:CE	2.40	0.51
3:V:286:PHE:HA	3:V:289:PHE:HB3	1.92	0.51
3:L:301:SER:OG	3:L:304:ALA:HB2	2.11	0.51
3:T:246:ILE:HG13	3:T:247:LYS:N	2.25	0.51
3:S:286:PHE:HA	3:S:289:PHE:HB3	1.92	0.51
3:A:371:ALA:O	3:A:372:ALA:HB2	2.10	0.51
3:O:14:VAL:HG23	3:O:15:VAL:H	1.76	0.51
3:M:216:ARG:HG3	3:M:217:ILE:HD12	1.92	0.51
3:I:183:GLU:O	3:I:190:THR:CG2	2.58	0.51
3:L:5:LYS:HE3	3:L:8:PHE:CZ	2.42	0.51

Continued on next page...

Continued from previous page...

Atom-1	Atom-2	Interatomic distance (Å)	Clash overlap (Å)
3:Q:77:ALA:HB3	3:Q:98:ARG:CZ	2.37	0.51
3:O:169:ILE:HG22	3:O:226:VAL:HG11	1.93	0.51
3:P:264:ASN:ND2	3:Q:251:LEU:CD2	2.52	0.51
3:U:65:LEU:HD23	3:U:120:TRP:H	1.76	0.51
3:M:15:VAL:CG1	3:M:16:SER:N	2.73	0.51
3:S:222:SER:C	3:S:224:ILE:N	2.65	0.51
3:J:54:LYS:C	3:J:56:VAL:N	2.64	0.51
3:T:340:VAL:HG22	3:T:416:LEU:HD11	1.92	0.51
1:W:22:C:P	3:D:168:ARG:NH2	2.84	0.51
3:R:218:GLU:HG2	3:R:219:HIS:H	1.76	0.51
3:I:270:ARG:HG3	3:I:270:ARG:HH11	1.75	0.51
3:H:337:GLU:OE2	3:I:353:GLY:HA2	2.11	0.51
3:P:253:ALA:O	3:P:255:GLU:N	2.44	0.51
3:B:176:ALA:C	3:B:178:PHE:N	2.63	0.51
3:B:176:ALA:CB	3:B:177:PRO:CD	2.80	0.51
3:G:98:ARG:HA	3:G:213:PHE:CD1	2.46	0.51
3:T:87:GLU:HG2	3:T:284:SER:CA	2.34	0.51
3:B:252:THR:HB	3:B:256:ALA:HB2	1.93	0.51
3:V:176:ALA:HB1	3:V:177:PRO:HD3	1.91	0.51
3:S:50:ASN:H	3:S:50:ASN:HD22	1.59	0.51
3:O:313:HIS:CB	3:O:324:SER:HB2	2.41	0.51
3:A:446:TYR:O	3:A:447:SER:CB	2.59	0.51
3:L:100:GLY:C	3:L:101:ASP:OD2	2.50	0.51
3:R:153:ILE:CG1	3:R:161:TYR:HE2	2.23	0.51
3:K:145:LEU:HD22	3:K:207:ALA:HA	1.92	0.51
3:T:245:PHE:HB2	3:T:312:ILE:HG23	1.93	0.51
2:X:89:C:H41	3:M:323:ARG:CZ	2.23	0.50
3:K:51:LYS:HA	3:K:54:LYS:CE	2.28	0.50
3:U:53:TYR:CE1	3:U:65:LEU:HD22	2.46	0.50
3:U:54:LYS:C	3:U:56:VAL:N	2.64	0.50
3:K:38:LYS:CE	3:K:39:PRO:HD2	2.28	0.50
3:F:87:GLU:HG2	3:F:284:SER:CA	2.31	0.50
3:E:309:PHE:HA	3:E:312:ILE:HD12	1.93	0.50
3:K:73:TYR:O	3:K:74:LEU:C	2.47	0.50
3:G:197:TRP:CD1	3:G:198:SER:N	2.68	0.50
3:I:6:ILE:O	3:I:7:VAL:HG23	2.11	0.50
3:U:272:MET:SD	3:U:305:VAL:HG21	2.51	0.50
3:R:286:PHE:HA	3:R:289:PHE:HB3	1.93	0.50
3:Q:272:MET:SD	3:Q:305:VAL:HG21	2.51	0.50
3:S:30:TYR:HB3	3:S:277:GLN:NE2	2.25	0.50
3:E:240:VAL:CA	3:E:243:THR:HG22	2.40	0.50

Continued on next page...

Continued from previous page...

Atom-1	Atom-2	Interatomic distance (Å)	Clash overlap (Å)
3:C:222:SER:C	3:C:224:ILE:H	2.13	0.50
3:P:49:LEU:O	3:P:52:ALA:HB3	2.11	0.50
3:R:253:ALA:C	3:R:255:GLU:N	2.63	0.50
3:C:50:ASN:ND2	3:C:50:ASN:N	2.57	0.50
3:O:8:PHE:HD2	3:P:258:LEU:CD1	2.23	0.50
3:M:248:GLN:CG	3:M:249:ILE:N	2.48	0.50
3:M:59:GLY:O	3:M:61:SER:N	2.44	0.50
3:U:66:ASP:O	3:U:70:VAL:N	2.44	0.50
3:N:189:THR:CG2	3:N:192:LYS:HB3	2.41	0.50
3:O:76:ALA:O	3:O:77:ALA:HB2	2.10	0.50
3:S:77:ALA:HB1	3:S:98:ARG:HH22	1.75	0.50
3:S:51:LYS:O	3:S:55:SER:HB2	2.11	0.50
3:L:126:MET:CE	3:L:128:LEU:O	2.60	0.50
3:N:216:ARG:HD3	3:N:216:ARG:C	2.32	0.50
3:Q:197:TRP:CD1	3:Q:198:SER:O	2.65	0.50
3:M:335:PRO:O	3:M:338:MET:N	2.42	0.50
3:N:222:SER:O	3:N:224:ILE:N	2.45	0.50
3:L:200:ILE:O	3:L:200:ILE:HG13	2.11	0.50
3:H:9:LYS:N	3:H:9:LYS:HD2	2.27	0.50
3:C:73:TYR:CZ	3:C:98:ARG:NH2	2.79	0.50
3:L:38:LYS:HD2	3:L:292:LEU:O	2.11	0.50
3:K:185:HIS:CB	3:K:189:THR:N	2.75	0.50
3:R:77:ALA:CB	3:R:98:ARG:HH22	2.24	0.50
3:R:77:ALA:CB	3:R:98:ARG:HH12	2.16	0.50
3:V:38:LYS:NZ	3:V:39:PRO:HD2	2.26	0.50
3:Q:248:GLN:O	3:Q:250:ASN:O	2.28	0.50
3:T:81:PHE:H	3:T:95:VAL:H	1.60	0.50
3:I:64:LYS:C	3:I:67:PRO:HD2	2.31	0.50
3:U:324:SER:O	3:U:326:ASN:N	2.45	0.50
3:J:54:LYS:C	3:J:56:VAL:H	2.13	0.50
3:U:87:GLU:C	3:U:89:TRP:N	2.62	0.50
3:P:50:ASN:ND2	3:P:50:ASN:N	2.56	0.50
3:O:173:PHE:CZ	3:O:224:ILE:HA	2.46	0.50
3:A:11:ASN:OD1	3:A:11:ASN:O	2.30	0.50
3:R:218:GLU:HG2	3:R:219:HIS:N	2.27	0.50
3:O:133:THR:HG22	3:O:136:GLU:OE2	2.11	0.50
3:N:133:THR:HG22	3:N:136:GLU:OE2	2.11	0.50
3:C:311:LEU:O	3:C:315:VAL:HG23	2.11	0.50
3:P:189:THR:HG21	3:P:192:LYS:HG2	1.92	0.50
3:M:189:THR:HB	3:M:193:MET:HG2	1.94	0.50
3:J:20:GLU:HB2	3:K:254:ARG:HD2	1.93	0.50

Continued on next page...

Continued from previous page...

Atom-1	Atom-2	Interatomic distance (Å)	Clash overlap (Å)
3:R:176:ALA:C	3:R:178:PHE:N	2.64	0.50
3:I:189:THR:CG2	3:I:192:LYS:CG	2.89	0.50
3:Q:50:ASN:O	3:Q:54:LYS:HG2	2.11	0.50
3:Q:56:VAL:CG1	3:Q:123:THR:OG1	2.58	0.50
3:N:67:PRO:HA	3:N:206:LEU:CD1	2.42	0.50
3:N:77:ALA:HB3	3:N:98:ARG:NH1	2.27	0.50
3:V:74:LEU:CD2	3:V:98:ARG:HB2	2.38	0.50
3:O:185:HIS:HB2	3:O:189:THR:N	2.26	0.50
3:U:79:GLN:HB3	3:U:217:ILE:CG2	2.41	0.50
3:D:182:VAL:HB	3:D:190:THR:HG21	1.92	0.50
3:J:53:TYR:HD1	3:J:121:ALA:O	1.95	0.50
3:V:219:HIS:HA	3:V:222:SER:CB	2.39	0.50
3:B:5:LYS:NZ	3:B:5:LYS:CB	2.71	0.50
3:T:268:GLU:HB3	3:T:305:VAL:HG23	1.92	0.50
3:K:295:SER:OG	3:K:296:GLY:N	2.42	0.50
3:O:153:ILE:H	3:O:153:ILE:HD12	1.76	0.50
3:R:169:ILE:HG22	3:R:226:VAL:CG1	2.41	0.50
3:C:249:ILE:CG2	3:C:319:MET:CE	2.90	0.50
3:I:184:HIS:O	3:I:189:THR:N	2.43	0.50
3:V:185:HIS:HB2	3:V:189:THR:N	2.27	0.50
3:G:146:SER:CB	3:G:169:ILE:HD12	2.32	0.50
3:P:141:VAL:HG12	3:P:145:LEU:HD12	1.93	0.50
3:L:30:TYR:CB	3:L:277:GLN:NE2	2.73	0.50
3:V:217:ILE:CG2	3:V:218:GLU:N	2.75	0.50
3:N:176:ALA:CB	3:N:177:PRO:CD	2.86	0.50
3:N:87:GLU:HG2	3:N:284:SER:CA	2.34	0.50
3:T:183:GLU:O	3:T:184:HIS:C	2.50	0.50
3:V:54:LYS:HE3	3:V:140:LEU:HD21	1.91	0.50
3:U:417:LYS:N	3:U:420:HIS:HD2	2.01	0.50
3:M:313:HIS:HB3	3:M:324:SER:HB2	1.93	0.50
3:G:54:LYS:C	3:G:56:VAL:N	2.65	0.50
3:L:128:LEU:HD11	3:L:130:ARG:NE	2.19	0.50
3:D:53:TYR:CD1	3:D:121:ALA:O	2.58	0.50
3:L:9:LYS:HE2	3:L:17:LEU:HB2	1.94	0.50
2:X:98:C:P	3:L:237:SER:HG	2.34	0.50
3:G:133:THR:HG22	3:G:136:GLU:OE2	2.11	0.50
3:R:84:THR:C	3:R:86:PRO:HD3	2.32	0.50
3:L:338:MET:HE2	3:L:338:MET:HA	1.93	0.50
3:G:410:MET:CE	3:G:410:MET:HA	2.42	0.50
3:S:434:ARG:HB3	3:S:435:PRO:HD2	1.92	0.50
3:G:443:ASN:O	3:G:447:SER:OG	2.29	0.50

Continued on next page...

Continued from previous page...

Atom-1	Atom-2	Interatomic distance (Å)	Clash overlap (Å)
3:D:177:PRO:HB2	3:D:221:TYR:CE2	2.46	0.50
3:E:31:PRO:HD2	3:E:277:GLN:HG3	1.93	0.50
3:Q:176:ALA:C	3:Q:178:PHE:N	2.64	0.50
3:U:197:TRP:CD1	3:U:198:SER:O	2.64	0.50
3:I:286:PHE:HA	3:I:289:PHE:HB3	1.94	0.50
3:A:183:GLU:O	3:A:190:THR:CG2	2.59	0.50
3:S:176:ALA:HB3	3:S:178:PHE:HD1	1.77	0.50
3:V:219:HIS:CG	3:V:222:SER:OG	2.64	0.50
3:V:64:LYS:C	3:V:67:PRO:HD2	2.32	0.50
3:A:232:ALA:C	3:A:234:GLU:N	2.64	0.50
3:C:246:ILE:CG1	3:C:247:LYS:N	2.74	0.50
3:S:128:LEU:HD11	3:S:130:ARG:HE	1.76	0.50
3:P:234:GLU:O	3:P:235:ASP:HB2	2.12	0.50
3:B:262:HIS:NE2	3:B:337:GLU:OE1	2.40	0.50
3:A:10:VAL:HG12	3:A:11:ASN:H	1.77	0.50
3:G:277:GLN:N	3:G:277:GLN:OE1	2.45	0.50
3:C:338:MET:CE	3:C:338:MET:HA	2.41	0.50
3:P:266:GLU:OE2	3:Q:358:ARG:HD2	2.11	0.50
3:B:260:PHE:HB3	3:B:265:PHE:CD2	2.47	0.50
3:Q:54:LYS:HD3	3:Q:69:ASP:CG	2.31	0.50
3:I:101:ASP:OD2	3:I:101:ASP:N	2.45	0.50
3:H:249:ILE:HG23	3:H:319:MET:SD	2.51	0.50
3:I:54:LYS:C	3:I:56:VAL:N	2.65	0.50
3:K:67:PRO:HA	3:K:206:LEU:CD1	2.41	0.50
3:U:73:TYR:CE1	3:U:77:ALA:HB3	2.47	0.50
3:L:73:TYR:CZ	3:L:98:ARG:NH2	2.80	0.50
3:S:35:ASP:OD2	3:S:89:TRP:NE1	2.45	0.50
3:F:30:TYR:HB3	3:F:277:GLN:HE21	1.77	0.50
3:D:126:MET:O	3:S:122:LEU:O	2.30	0.50
3:N:338:MET:HA	3:N:338:MET:CE	2.42	0.50
3:S:10:VAL:HG12	3:S:11:ASN:N	2.26	0.50
3:V:441:PHE:CD2	3:V:441:PHE:C	2.85	0.50
3:K:446:TYR:O	3:K:447:SER:CB	2.60	0.50
3:A:93:GLY:O	3:A:94:ILE:HG23	2.12	0.50
3:T:326:ASN:HA	3:T:437:SER:HB2	1.93	0.50
3:U:221:TYR:O	3:U:222:SER:C	2.50	0.50
3:K:249:ILE:HG21	3:K:319:MET:HE1	1.93	0.50
3:F:249:ILE:CG2	3:F:250:ASN:N	2.74	0.50
3:T:10:VAL:CG1	3:T:11:ASN:H	2.03	0.50
3:V:175:THR:O	3:V:176:ALA:O	2.30	0.50
3:P:38:LYS:HE2	3:P:38:LYS:CA	2.37	0.50

Continued on next page...

Continued from previous page...

Atom-1	Atom-2	Interatomic distance (Å)	Clash overlap (Å)
3:K:313:HIS:HB3	3:K:324:SER:HB2	1.93	0.50
3:A:20:GLU:HB3	3:B:273:PHE:CE2	2.46	0.50
3:B:32:ALA:HB2	3:B:277:GLN:NE2	2.21	0.50
3:S:51:LYS:O	3:S:55:SER:CB	2.60	0.50
3:U:31:PRO:HG3	3:U:289:PHE:CD1	2.46	0.50
3:H:64:LYS:O	3:H:64:LYS:HG3	2.12	0.50
3:F:81:PHE:CZ	3:F:84:THR:HA	2.47	0.50
3:E:66:ASP:N	3:E:67:PRO:HD2	2.27	0.50
3:H:153:ILE:H	3:H:153:ILE:HD12	1.76	0.50
3:O:333:CYS:O	3:O:334:ALA:C	2.50	0.50
3:V:295:SER:OG	3:V:296:GLY:N	2.44	0.50
3:S:326:ASN:HA	3:S:437:SER:HB2	1.93	0.50
3:U:253:ALA:C	3:U:255:GLU:N	2.64	0.50
3:T:73:TYR:HD1	3:T:76:ALA:HB3	1.77	0.50
3:M:54:LYS:C	3:M:56:VAL:H	2.13	0.50
3:R:315:VAL:HG12	3:R:319:MET:CE	2.41	0.50
2:X:1:C:O5'	2:X:99:C:O3'	2.25	0.50
3:V:54:LYS:CD	3:V:69:ASP:OD2	2.56	0.50
3:P:68:ASP:HB3	3:P:120:TRP:HH2	1.75	0.50
3:T:410:MET:HE3	3:T:410:MET:HA	1.92	0.50
3:K:95:VAL:O	3:K:96:ILE:HG23	2.12	0.50
3:B:66:ASP:O	3:B:70:VAL:N	2.37	0.50
3:S:234:GLU:HG2	3:S:235:ASP:OD1	2.12	0.50
3:Q:245:PHE:HB2	3:Q:312:ILE:HG23	1.94	0.50
3:C:50:ASN:C	3:C:52:ALA:N	2.58	0.49
3:C:98:ARG:CD	3:C:98:ARG:H	2.17	0.49
3:U:176:ALA:CB	3:U:177:PRO:CD	2.79	0.49
3:T:65:LEU:HD23	3:T:120:TRP:CE3	2.47	0.49
3:B:77:ALA:CB	3:B:98:ARG:HH22	2.19	0.49
3:M:10:VAL:HG21	3:M:18:LYS:HZ3	1.72	0.49
1:W:27:C:OP1	3:C:323:ARG:NH2	2.43	0.49
3:U:324:SER:O	3:U:325:LEU:C	2.48	0.49
3:N:33:ILE:HB	3:N:88:ASP:CB	2.42	0.49
3:L:74:LEU:HA	3:L:98:ARG:HD3	1.94	0.49
3:C:31:PRO:HD2	3:C:277:GLN:CG	2.38	0.49
3:D:417:LYS:H	3:D:420:HIS:CD2	2.20	0.49
3:J:277:GLN:CD	3:J:277:GLN:N	2.64	0.49
3:C:232:ALA:O	3:C:234:GLU:N	2.45	0.49
3:N:417:LYS:HB2	3:N:420:HIS:CD2	2.47	0.49
3:F:326:ASN:HB2	3:F:434:ARG:HD2	1.93	0.49
3:O:216:ARG:HD3	3:O:216:ARG:C	2.32	0.49

Continued on next page...

Continued from previous page...

Atom-1	Atom-2	Interatomic distance (Å)	Clash overlap (Å)
3:E:8:PHE:HZ	3:F:255:GLU:CB	2.22	0.49
3:D:176:ALA:CB	3:D:177:PRO:CD	2.77	0.49
2:X:89:C:H42	3:M:323:ARG:HE	1.49	0.49
3:I:249:ILE:HD11	3:I:321:GLN:HG3	1.94	0.49
3:Q:54:LYS:C	3:Q:56:VAL:H	2.15	0.49
3:V:146:SER:HA	3:V:227:GLY:HA3	1.93	0.49
3:T:79:GLN:HG3	3:T:80:PHE:H	1.77	0.49
3:B:73:TYR:C	3:B:75:ALA:N	2.64	0.49
3:U:67:PRO:HA	3:U:206:LEU:CD1	2.41	0.49
3:O:189:THR:HB	3:O:193:MET:HG2	1.94	0.49
3:K:87:GLU:O	3:K:89:TRP:N	2.45	0.49
3:A:62:ALA:HB3	3:A:197:TRP:HZ3	1.77	0.49
3:H:126:MET:HE2	3:H:128:LEU:O	2.12	0.49
3:U:336:HIS:O	3:U:340:VAL:HG23	2.12	0.49
3:U:87:GLU:OE2	3:U:284:SER:C	2.51	0.49
3:N:277:GLN:CD	3:N:277:GLN:N	2.65	0.49
3:B:239:LEU:HA	3:B:272:MET:HE3	1.94	0.49
3:D:66:ASP:N	3:D:67:PRO:CD	2.74	0.49
3:F:81:PHE:HE1	3:F:85:CYS:HB2	1.78	0.49
3:B:10:VAL:O	3:B:11:ASN:HB3	2.11	0.49
3:J:194:CYS:C	3:J:196:ASN:N	2.65	0.49
3:F:308:VAL:CG1	3:F:312:ILE:HD11	2.42	0.49
3:E:54:LYS:C	3:E:56:VAL:N	2.64	0.49
2:X:26:C:P	3:T:237:SER:HG	2.33	0.49
3:C:26:HIS:O	3:C:27:GLU:HB3	2.12	0.49
3:D:189:THR:HB	3:D:193:MET:HG2	1.92	0.49
3:T:74:LEU:HD22	3:T:98:ARG:CB	2.35	0.49
3:R:250:ASN:OD1	3:R:250:ASN:N	2.45	0.49
3:R:74:LEU:HA	3:R:98:ARG:HD3	1.93	0.49
3:H:248:GLN:O	3:H:250:ASN:O	2.30	0.49
3:N:35:ASP:HA	3:N:89:TRP:NE1	2.27	0.49
3:P:39:PRO:HA	3:P:102:LYS:O	2.11	0.49
3:P:62:ALA:HB3	3:P:197:TRP:HZ3	1.76	0.49
2:X:9:C:N3	2:X:11:C:C6	2.73	0.49
3:L:81:PHE:HE2	3:L:84:THR:HA	1.77	0.49
3:A:340:VAL:HG13	3:A:416:LEU:CD1	2.42	0.49
3:D:77:ALA:HB3	3:D:98:ARG:NH1	2.27	0.49
3:J:205:PHE:O	3:J:209:THR:HG22	2.12	0.49
3:L:235:ASP:HB2	3:L:290:ARG:HG2	1.95	0.49
3:O:173:PHE:HZ	3:O:224:ILE:HA	1.78	0.49
3:V:81:PHE:HE2	3:V:84:THR:HA	1.77	0.49

Continued on next page...

Continued from previous page...

Atom-1	Atom-2	Interatomic distance (Å)	Clash overlap (Å)
2:X:43:A:H2'	2:X:44:A:O4'	2.11	0.49
3:S:38:LYS:HG3	3:S:292:LEU:HB3	1.95	0.49
3:Q:64:LYS:O	3:Q:64:LYS:HG3	2.10	0.49
3:G:93:GLY:O	3:G:94:ILE:HG23	2.13	0.49
3:G:97:ALA:O	3:G:99:LYS:N	2.37	0.49
3:Q:100:GLY:C	3:Q:101:ASP:OD2	2.51	0.49
3:T:7:VAL:HG13	3:T:8:PHE:H	1.76	0.49
3:H:253:ALA:C	3:H:255:GLU:N	2.64	0.49
3:B:145:LEU:HD22	3:B:207:ALA:HA	1.94	0.49
3:C:287:ILE:HG13	3:C:288:HIS:CD2	2.46	0.49
3:M:194:CYS:C	3:M:196:ASN:N	2.61	0.49
3:G:67:PRO:HA	3:G:206:LEU:CD1	2.42	0.49
3:G:66:ASP:HB2	3:G:67:PRO:CD	2.41	0.49
3:M:264:ASN:HD21	3:N:251:LEU:HD11	1.73	0.49
3:Q:283:HIS:O	3:Q:284:SER:O	2.31	0.49
3:U:249:ILE:HG22	3:U:250:ASN:OD1	2.11	0.49
3:J:249:ILE:HG23	3:J:319:MET:CE	2.42	0.49
3:M:344:TYR:CE2	3:M:409:ILE:HG12	2.46	0.49
3:M:409:ILE:HG22	3:M:410:MET:HE3	1.93	0.49
3:S:169:ILE:HG22	3:S:226:VAL:HG12	1.94	0.49
3:T:189:THR:O	3:T:193:MET:N	2.45	0.49
3:Q:367:GLN:O	3:Q:370:GLU:HB2	2.12	0.49
3:E:194:CYS:O	3:E:196:ASN:N	2.42	0.49
3:B:10:VAL:O	3:B:11:ASN:HB2	2.11	0.49
3:F:245:PHE:HB2	3:F:312:ILE:HG23	1.93	0.49
3:F:53:TYR:O	3:F:56:VAL:HG23	2.12	0.49
3:R:10:VAL:O	3:R:11:ASN:HB3	2.12	0.49
3:E:222:SER:C	3:E:224:ILE:N	2.66	0.49
3:L:246:ILE:CG1	3:L:247:LYS:N	2.75	0.49
3:V:216:ARG:HG2	3:V:216:ARG:HH11	1.77	0.49
3:B:338:MET:CE	3:B:338:MET:HA	2.42	0.49
3:D:32:ALA:HB2	3:D:277:GLN:HE22	1.78	0.49
3:G:441:PHE:CD2	3:G:441:PHE:C	2.86	0.49
3:C:69:ASP:O	3:C:71:CYS:N	2.44	0.49
3:C:215:SER:HB2	3:C:225:ARG:NH1	2.27	0.49
3:R:168:ARG:O	3:R:172:ILE:HG23	2.12	0.49
3:A:74:LEU:CD2	3:A:98:ARG:HB2	2.41	0.49
3:I:248:GLN:OE1	3:I:249:ILE:HG13	2.12	0.49
3:M:253:ALA:O	3:M:254:ARG:HG2	2.12	0.49
3:N:65:LEU:N	3:N:65:LEU:HD12	2.27	0.49
3:J:76:ALA:O	3:J:77:ALA:HB2	2.13	0.49

Continued on next page...

Continued from previous page...

Atom-1	Atom-2	Interatomic distance (Å)	Clash overlap (Å)
3:L:98:ARG:HG3	3:L:213:PHE:CD1	2.48	0.49
3:A:54:LYS:C	3:A:56:VAL:N	2.66	0.49
3:K:417:LYS:N	3:K:420:HIS:HD2	2.05	0.49
3:P:93:GLY:O	3:P:94:ILE:HG23	2.12	0.49
3:E:8:PHE:HZ	3:F:255:GLU:HA	0.77	0.49
3:J:175:THR:HG23	3:J:176:ALA:N	2.27	0.49
3:M:183:GLU:O	3:M:190:THR:CG2	2.61	0.49
3:G:206:LEU:HA	3:G:209:THR:HG22	1.94	0.49
3:G:216:ARG:O	3:G:216:ARG:HD3	2.13	0.49
3:P:67:PRO:HA	3:P:206:LEU:CD1	2.43	0.49
3:T:87:GLU:CG	3:T:284:SER:HA	2.34	0.49
3:B:57:LEU:HD11	3:B:140:LEU:HD11	1.93	0.49
3:N:77:ALA:HB3	3:N:98:ARG:CZ	2.42	0.49
3:Q:87:GLU:OE1	3:Q:285:TYR:CZ	2.66	0.49
3:A:54:LYS:C	3:A:56:VAL:H	2.14	0.49
3:S:71:CYS:O	3:S:74:LEU:HG	2.13	0.49
3:S:54:LYS:HD2	3:S:144:LEU:HD11	1.94	0.49
3:E:322:VAL:O	3:E:323:ARG:C	2.50	0.49
3:G:174:GLU:HB2	3:G:180:LYS:HB2	1.94	0.49
3:H:11:ASN:OD1	3:H:11:ASN:C	2.49	0.49
3:R:211:ASP:OD2	3:R:288:HIS:HE1	1.96	0.49
3:F:338:MET:HA	3:F:338:MET:HE2	1.95	0.49
3:J:231:THR:O	3:J:232:ALA:O	2.30	0.49
3:E:174:GLU:HG3	3:E:174:GLU:O	2.10	0.49
3:O:166:ALA:O	3:O:167:ASP:C	2.50	0.49
3:Q:20:GLU:HB2	3:R:254:ARG:HD2	1.95	0.49
3:C:87:GLU:O	3:C:88:ASP:C	2.51	0.49
3:J:176:ALA:HB1	3:J:177:PRO:CD	2.33	0.49
3:B:242:PHE:O	3:B:246:ILE:HG23	2.12	0.49
3:K:54:LYS:C	3:K:56:VAL:N	2.66	0.49
3:F:221:TYR:O	3:F:223:ALA:N	2.46	0.49
3:T:10:VAL:O	3:T:11:ASN:CB	2.60	0.49
3:U:189:THR:HB	3:U:193:MET:HG2	1.95	0.49
3:S:57:LEU:CD2	3:S:194:CYS:SG	3.00	0.49
3:S:81:PHE:CD2	3:S:82:GLU:N	2.80	0.49
3:F:197:TRP:HD1	3:F:198:SER:O	1.95	0.49
3:G:10:VAL:O	3:G:11:ASN:CB	2.61	0.49
3:J:338:MET:HA	3:J:338:MET:CE	2.43	0.49
3:S:410:MET:CE	3:S:410:MET:HA	2.43	0.49
3:F:15:VAL:HG12	3:F:16:SER:N	2.27	0.49
3:L:49:LEU:O	3:L:52:ALA:HB3	2.12	0.49

Continued on next page...

Continued from previous page...

Atom-1	Atom-2	Interatomic distance (Å)	Clash overlap (Å)
3:R:98:ARG:H	3:R:98:ARG:HD2	1.78	0.49
3:T:54:LYS:NZ	3:T:69:ASP:CG	2.66	0.49
3:Q:278:GLU:HB3	3:Q:281:VAL:CG2	2.43	0.49
3:L:87:GLU:OE2	3:L:284:SER:C	2.51	0.49
3:N:176:ALA:HB3	3:N:178:PHE:HD1	1.78	0.49
3:S:315:VAL:HG12	3:S:319:MET:HE1	1.94	0.49
3:O:54:LYS:C	3:O:56:VAL:N	2.65	0.49
3:A:340:VAL:HG22	3:A:416:LEU:CD1	2.43	0.49
3:C:118:GLY:HA3	3:C:120:TRP:NE1	2.28	0.49
3:C:410:MET:CE	3:C:410:MET:CA	2.90	0.49
1:W:24:A:H4'	3:C:290:ARG:NH2	2.28	0.49
1:W:85:C:P	3:H:168:ARG:NH2	2.85	0.49
3:I:38:LYS:HE2	3:I:39:PRO:HD2	1.95	0.49
3:O:153:ILE:HG22	3:O:158:THR:OG1	2.12	0.49
3:V:370:GLU:HA	3:V:370:GLU:OE1	2.13	0.49
3:J:197:TRP:CD1	3:J:198:SER:N	2.78	0.49
3:C:54:LYS:HE3	3:C:140:LEU:CD2	2.38	0.49
3:M:53:TYR:O	3:M:56:VAL:HG23	2.12	0.49
3:R:77:ALA:HB1	3:R:220:LEU:HD21	1.95	0.49
3:R:38:LYS:HD3	3:R:205:PHE:HE1	1.78	0.49
3:Q:66:ASP:O	3:Q:69:ASP:N	2.45	0.49
3:G:225:ARG:O	3:G:229:VAL:N	2.41	0.49
3:A:176:ALA:C	3:A:178:PHE:N	2.66	0.49
3:N:53:TYR:CD1	3:N:121:ALA:O	2.63	0.49
2:X:66:C:O2'	2:X:67:C:H5'	2.12	0.49
3:D:78:MET:O	3:D:220:LEU:HD22	2.12	0.49
3:T:31:PRO:HG3	3:T:289:PHE:CD1	2.47	0.49
3:H:81:PHE:HD1	3:H:96:ILE:HD11	1.77	0.49
3:G:317:CYS:SG	3:G:325:LEU:HA	2.53	0.49
3:C:174:GLU:HB2	3:C:180:LYS:HB2	1.95	0.49
3:O:217:ILE:HD12	3:O:217:ILE:N	2.27	0.49
3:P:60:MET:O	3:P:61:SER:HB3	2.12	0.49
3:E:20:GLU:O	3:F:254:ARG:HD2	2.13	0.49
3:J:211:ASP:OD1	3:J:225:ARG:HG2	2.13	0.49
1:W:67:C:N3	1:W:68:C:N4	2.61	0.49
3:M:66:ASP:O	3:M:67:PRO:C	2.50	0.49
3:B:175:THR:HG23	3:B:176:ALA:N	2.27	0.49
3:C:189:THR:O	3:C:191:HIS:N	2.46	0.49
3:P:77:ALA:CB	3:P:98:ARG:HH12	2.19	0.49
3:S:214:PHE:CD2	3:S:222:SER:HA	2.48	0.49
3:E:185:HIS:HB2	3:E:189:THR:N	2.28	0.49

Continued on next page...

Continued from previous page...

Atom-1	Atom-2	Interatomic distance (Å)	Clash overlap (Å)
3:N:81:PHE:HZ	3:N:85:CYS:N	2.11	0.49
3:T:313:HIS:HB3	3:T:324:SER:HB2	1.94	0.49
3:O:337:GLU:OE2	3:P:353:GLY:CA	2.60	0.49
3:O:222:SER:C	3:O:224:ILE:N	2.64	0.49
3:D:206:LEU:HA	3:D:209:THR:CG2	2.42	0.49
3:G:30:TYR:C	3:G:32:ALA:H	2.16	0.49
3:Q:434:ARG:HB3	3:Q:435:PRO:HD2	1.95	0.49
3:S:266:GLU:OE2	3:T:358:ARG:HD2	2.13	0.49
3:G:23:VAL:O	3:G:24:ASP:HB3	2.12	0.49
3:J:333:CYS:O	3:J:334:ALA:C	2.51	0.49
3:M:176:ALA:C	3:M:178:PHE:N	2.67	0.48
3:I:264:ASN:HD21	3:J:251:LEU:CD1	2.26	0.48
3:M:289:PHE:CD1	3:M:289:PHE:C	2.86	0.48
3:Q:137:HIS:O	3:Q:140:LEU:N	2.45	0.48
3:O:169:ILE:HD11	3:O:191:HIS:CE1	2.47	0.48
3:F:169:ILE:HG22	3:F:226:VAL:HG11	1.95	0.48
3:I:225:ARG:HA	3:I:228:THR:OG1	2.13	0.48
3:C:313:HIS:ND1	3:C:324:SER:CB	2.75	0.48
3:F:205:PHE:O	3:F:205:PHE:CD2	2.65	0.48
3:A:172:ILE:CD1	3:A:226:VAL:HG21	2.42	0.48
3:D:65:LEU:HB3	3:D:120:TRP:CZ3	2.48	0.48
3:S:340:VAL:HA	3:S:416:LEU:HD11	1.95	0.48
3:J:236:CYS:SG	3:J:289:PHE:HE2	2.36	0.48
3:P:222:SER:C	3:P:224:ILE:N	2.65	0.48
3:B:403:GLU:HG3	3:C:357:ARG:NH1	2.27	0.48
3:M:326:ASN:HA	3:M:437:SER:HB2	1.95	0.48
3:N:222:SER:C	3:N:224:ILE:N	2.66	0.48
3:J:441:PHE:C	3:J:441:PHE:CD2	2.85	0.48
3:H:79:GLN:HB3	3:H:217:ILE:CG2	2.43	0.48
3:I:406:TYR:CE2	3:I:410:MET:HG3	2.48	0.48
3:M:222:SER:O	3:M:224:ILE:N	2.45	0.48
3:O:441:PHE:O	3:O:445:THR:HG23	2.13	0.48
3:T:73:TYR:OH	3:T:98:ARG:NH2	2.46	0.48
3:M:145:LEU:CD2	3:M:207:ALA:HA	2.40	0.48
3:R:245:PHE:O	3:R:248:GLN:O	2.31	0.48
3:T:54:LYS:NZ	3:T:69:ASP:OD1	2.44	0.48
3:E:205:PHE:C	3:E:205:PHE:CD2	2.85	0.48
3:Q:223:ALA:O	3:Q:226:VAL:CG2	2.55	0.48
3:T:249:ILE:HG21	3:T:319:MET:CE	2.42	0.48
3:Q:189:THR:O	3:Q:193:MET:HG2	2.13	0.48
3:K:77:ALA:HB1	3:K:98:ARG:HH22	1.76	0.48

Continued on next page...

Continued from previous page...

Atom-1	Atom-2	Interatomic distance (Å)	Clash overlap (Å)
3:U:74:LEU:HD23	3:U:210:TYR:CZ	2.48	0.48
3:L:73:TYR:CZ	3:L:98:ARG:NH1	2.81	0.48
3:V:322:VAL:O	3:V:323:ARG:C	2.51	0.48
3:L:82:GLU:OE1	3:L:82:GLU:HA	2.13	0.48
3:S:53:TYR:HD1	3:S:121:ALA:O	1.95	0.48
3:O:249:ILE:HG23	3:O:319:MET:CE	2.43	0.48
3:F:222:SER:C	3:F:224:ILE:N	2.65	0.48
3:F:222:SER:C	3:F:224:ILE:H	2.15	0.48
3:K:31:PRO:HD2	3:K:277:GLN:CG	2.43	0.48
3:I:333:CYS:O	3:I:334:ALA:C	2.51	0.48
3:J:368:GLU:O	3:J:372:ALA:CB	2.61	0.48
3:N:371:ALA:C	3:N:373:GLU:H	2.16	0.48
3:G:189:THR:CG2	3:G:192:LYS:HG2	2.42	0.48
3:B:205:PHE:C	3:B:205:PHE:CD2	2.86	0.48
3:N:53:TYR:CD2	3:N:54:LYS:N	2.81	0.48
3:J:33:ILE:CB	3:J:88:ASP:HB3	2.31	0.48
3:I:225:ARG:O	3:I:226:VAL:C	2.52	0.48
3:O:189:THR:CG2	3:O:192:LYS:CB	2.81	0.48
3:S:248:GLN:CG	3:S:249:ILE:H	2.16	0.48
3:A:54:LYS:O	3:A:56:VAL:N	2.46	0.48
3:Q:81:PHE:CE2	3:Q:84:THR:HA	2.46	0.48
3:H:66:ASP:O	3:H:70:VAL:N	2.44	0.48
3:I:53:TYR:CD1	3:I:121:ALA:N	2.81	0.48
3:K:165:ILE:O	3:K:166:ALA:C	2.51	0.48
3:J:49:LEU:O	3:J:52:ALA:HB3	2.12	0.48
3:F:286:PHE:O	3:F:288:HIS:N	2.45	0.48
3:E:153:ILE:CG1	3:E:161:TYR:HE2	2.27	0.48
3:M:81:PHE:HB3	3:M:95:VAL:N	2.29	0.48
3:P:134:VAL:HB	3:P:135:PRO:HD3	1.94	0.48
3:E:438:PHE:O	3:E:439:ALA:C	2.51	0.48
3:Q:79:GLN:HG3	3:Q:80:PHE:H	1.78	0.48
3:G:59:GLY:O	3:G:61:SER:N	2.46	0.48
3:N:248:GLN:CD	3:N:249:ILE:HG13	2.34	0.48
3:M:255:GLU:C	3:M:255:GLU:OE1	2.51	0.48
3:Q:71:CYS:O	3:Q:74:LEU:HG	2.12	0.48
3:O:169:ILE:HG22	3:O:226:VAL:HG12	1.95	0.48
3:G:206:LEU:HA	3:G:209:THR:CG2	2.43	0.48
2:X:58:C:O2	3:Q:223:ALA:HA	2.12	0.48
3:S:6:ILE:HD13	3:S:8:PHE:HE2	1.79	0.48
3:U:248:GLN:OE1	3:U:321:GLN:OE1	2.30	0.48
3:N:139:SER:HA	3:N:178:PHE:CD2	2.48	0.48

Continued on next page...

Continued from previous page...

Atom-1	Atom-2	Interatomic distance (Å)	Clash overlap (Å)
3:E:416:LEU:HD12	3:E:416:LEU:H	1.77	0.48
3:A:7:VAL:HG12	3:A:9:LYS:HE2	1.93	0.48
3:J:369:TYR:O	3:J:371:ALA:N	2.45	0.48
3:P:239:LEU:HA	3:P:272:MET:CE	2.43	0.48
3:V:222:SER:C	3:V:224:ILE:N	2.66	0.48
3:V:50:ASN:N	3:V:50:ASN:ND2	2.57	0.48
3:C:232:ALA:C	3:C:234:GLU:N	2.66	0.48
3:V:12:ASN:CB	3:V:13:GLN:OE1	2.60	0.48
3:B:149:ARG:O	3:B:153:ILE:CD1	2.61	0.48
3:D:12:ASN:HB2	3:D:13:GLN:OE1	2.14	0.48
3:M:214:PHE:CD2	3:M:222:SER:HA	2.47	0.48
3:P:225:ARG:HA	3:P:228:THR:OG1	2.13	0.48
1:W:80:C:H2'	3:H:328:THR:OG1	2.14	0.48
3:U:8:PHE:HD2	3:V:258:LEU:CD1	2.27	0.48
3:J:37:LYS:O	3:J:39:PRO:HD3	2.13	0.48
3:T:77:ALA:HB1	3:T:220:LEU:CD2	2.40	0.48
3:M:234:GLU:HG2	3:M:235:ASP:OD1	2.14	0.48
3:K:182:VAL:HB	3:K:190:THR:HG21	1.96	0.48
3:A:248:GLN:O	3:A:249:ILE:C	2.50	0.48
3:J:264:ASN:HD21	3:K:251:LEU:HD21	1.68	0.48
3:L:32:ALA:H	3:L:277:GLN:HE21	1.59	0.48
3:K:176:ALA:C	3:K:178:PHE:N	2.66	0.48
3:K:64:LYS:C	3:K:67:PRO:HD2	2.34	0.48
3:U:326:ASN:HA	3:U:437:SER:HB2	1.95	0.48
3:T:38:LYS:HA	3:T:38:LYS:CE	2.43	0.48
1:W:56:C:H2'	1:W:57:C:O2	2.14	0.48
3:C:305:VAL:HG13	3:C:305:VAL:O	2.13	0.48
2:X:36:C:C2	3:S:323:ARG:HG2	2.49	0.48
3:D:313:HIS:HB3	3:D:324:SER:HB2	1.95	0.48
1:W:9:C:C2	3:E:323:ARG:HG2	2.48	0.48
3:A:66:ASP:O	3:A:70:VAL:N	2.45	0.48
3:N:286:PHE:HA	3:N:289:PHE:HB3	1.96	0.48
3:B:286:PHE:HA	3:B:289:PHE:HB3	1.95	0.48
3:F:338:MET:HA	3:F:338:MET:CE	2.43	0.48
3:M:245:PHE:CD1	3:M:312:ILE:HG23	2.48	0.48
3:E:441:PHE:CD2	3:E:441:PHE:C	2.86	0.48
3:N:171:GLN:O	3:N:175:THR:HG22	2.11	0.48
1:W:63:C:H2'	1:W:65:C:H5''	1.95	0.48
3:U:175:THR:HG23	3:U:176:ALA:N	2.28	0.48
3:B:250:ASN:HB3	3:B:349:PHE:CD2	2.49	0.48
3:R:87:GLU:C	3:R:89:TRP:N	2.64	0.48

Continued on next page...

Continued from previous page...

Atom-1	Atom-2	Interatomic distance (Å)	Clash overlap (Å)
3:V:38:LYS:CD	3:V:205:PHE:HE1	2.24	0.48
3:M:276:GLY:O	3:M:277:GLN:O	2.31	0.48
3:U:77:ALA:O	3:U:98:ARG:NH1	2.47	0.48
3:D:234:GLU:HG2	3:D:235:ASP:OD1	2.14	0.48
3:I:322:VAL:O	3:I:323:ARG:C	2.50	0.48
3:S:77:ALA:O	3:S:98:ARG:NH1	2.46	0.48
3:Q:313:HIS:ND1	3:Q:324:SER:CB	2.77	0.48
3:P:211:ASP:HB3	3:P:288:HIS:CE1	2.49	0.48
3:D:20:GLU:HB3	3:E:273:PHE:CE2	2.48	0.48
3:L:20:GLU:HB3	3:M:273:PHE:CE2	2.48	0.48
3:D:81:PHE:CE1	3:D:85:CYS:HB2	2.47	0.48
3:H:398:GLU:HG3	3:H:399:THR:N	2.26	0.48
3:B:222:SER:C	3:B:224:ILE:H	2.17	0.48
3:T:424:TYR:HD1	3:T:442:LEU:HD13	1.79	0.48
3:U:83:GLY:O	3:U:84:THR:HB	2.12	0.48
3:K:333:CYS:O	3:K:334:ALA:C	2.52	0.48
3:I:432:GLN:HE21	3:I:432:GLN:HA	1.79	0.48
3:Q:59:GLY:O	3:Q:61:SER:N	2.40	0.48
3:A:255:GLU:O	3:K:8:PHE:HE2	1.97	0.48
3:M:175:THR:O	3:M:176:ALA:O	2.31	0.48
3:K:253:ALA:C	3:K:255:GLU:N	2.64	0.48
3:J:313:HIS:HB3	3:J:324:SER:HB2	1.96	0.48
3:L:251:LEU:CD2	3:V:262:HIS:HE1	2.27	0.48
3:L:251:LEU:CD1	3:V:264:ASN:HD21	2.27	0.48
3:I:185:HIS:CA	3:I:189:THR:N	2.76	0.48
3:O:211:ASP:OD1	3:O:225:ARG:HG2	2.13	0.48
3:P:73:TYR:HD2	3:P:210:TYR:OH	1.96	0.48
3:Q:87:GLU:O	3:Q:89:TRP:N	2.46	0.48
3:U:313:HIS:ND1	3:U:324:SER:CB	2.77	0.48
3:K:77:ALA:HB3	3:K:98:ARG:CZ	2.43	0.48
3:H:317:CYS:SG	3:H:325:LEU:HA	2.54	0.48
3:T:38:LYS:HD3	3:T:292:LEU:O	2.14	0.48
3:S:77:ALA:CB	3:S:98:ARG:HH12	2.19	0.48
3:E:77:ALA:HB3	3:E:98:ARG:CZ	2.43	0.48
3:G:248:GLN:CG	3:G:249:ILE:N	2.71	0.48
1:W:45:C:C2	3:A:323:ARG:HG2	2.49	0.48
3:C:8:PHE:CE1	3:D:254:ARG:HG3	2.49	0.48
3:N:232:ALA:O	3:N:234:GLU:N	2.42	0.48
3:U:235:ASP:HB2	3:U:290:ARG:HG2	1.96	0.48
3:B:81:PHE:HE2	3:B:84:THR:HA	1.79	0.48
3:L:308:VAL:HG12	3:L:312:ILE:CD1	2.42	0.48

Continued on next page...

Continued from previous page...

Atom-1	Atom-2	Interatomic distance (Å)	Clash overlap (Å)
3:F:219:HIS:HA	3:F:222:SER:HB3	1.95	0.48
3:U:440:GLU:O	3:U:441:PHE:C	2.52	0.48
3:C:77:ALA:HB3	3:C:98:ARG:HH12	1.78	0.48
3:C:77:ALA:HB3	3:C:98:ARG:NH1	2.29	0.48
3:C:87:GLU:C	3:C:89:TRP:N	2.66	0.48
1:W:67:C:N3	1:W:68:C:C5	2.81	0.48
3:M:247:LYS:C	3:M:248:GLN:O	2.47	0.48
2:X:89:C:C3'	2:X:89:C:C6	2.96	0.48
3:L:118:GLY:HA3	3:L:120:TRP:NE1	2.28	0.48
3:E:30:TYR:HB3	3:E:277:GLN:HE21	1.78	0.48
3:P:77:ALA:HB3	3:P:98:ARG:CZ	2.43	0.48
3:Q:87:GLU:HG2	3:Q:284:SER:CA	2.29	0.48
3:J:66:ASP:HB2	3:J:67:PRO:CD	2.43	0.48
3:I:79:GLN:HB3	3:I:217:ILE:CG2	2.43	0.48
3:Q:93:GLY:O	3:Q:94:ILE:HG23	2.14	0.48
3:B:9:LYS:CD	3:D:362:ASP:HA	2.41	0.48
3:V:232:ALA:C	3:V:234:GLU:N	2.65	0.48
3:H:193:MET:C	3:H:195:ALA:H	2.17	0.48
3:B:194:CYS:C	3:B:196:ASN:N	2.63	0.48
3:D:10:VAL:HG12	3:D:11:ASN:N	2.28	0.48
3:H:10:VAL:O	3:H:11:ASN:HB2	2.13	0.48
3:G:30:TYR:HB3	3:G:277:GLN:NE2	2.29	0.48
3:V:88:ASP:OD1	3:V:278:GLU:HG3	2.13	0.48
3:O:216:ARG:O	3:O:216:ARG:HD3	2.14	0.48
3:S:410:MET:HE2	3:S:410:MET:HA	1.96	0.48
3:L:441:PHE:CD2	3:L:441:PHE:C	2.87	0.48
3:A:133:THR:HG22	3:A:136:GLU:OE2	2.13	0.48
3:O:8:PHE:CD2	3:P:258:LEU:CD1	2.96	0.48
3:G:211:ASP:OD1	3:G:225:ARG:HG2	2.14	0.48
3:P:54:LYS:HD2	3:P:144:LEU:HD11	1.95	0.48
3:U:163:THR:HG22	3:U:192:LYS:HZ2	1.78	0.48
3:V:317:CYS:SG	3:V:325:LEU:HA	2.54	0.48
3:S:206:LEU:HA	3:S:209:THR:HG23	1.96	0.48
3:Q:81:PHE:HZ	3:Q:85:CYS:HB2	1.79	0.48
3:Q:416:LEU:HD12	3:Q:416:LEU:N	2.29	0.48
3:A:251:LEU:HD22	3:K:262:HIS:CE1	2.49	0.48
3:O:197:TRP:CD1	3:O:198:SER:N	2.78	0.48
3:L:156:GLN:C	3:L:158:THR:H	2.15	0.48
3:K:42:THR:O	3:K:43:LEU:O	2.31	0.48
3:P:253:ALA:C	3:P:255:GLU:N	2.67	0.48
3:J:38:LYS:HE2	3:J:39:PRO:HD3	1.96	0.48

Continued on next page...

Continued from previous page...

Atom-1	Atom-2	Interatomic distance (Å)	Clash overlap (Å)
3:T:176:ALA:C	3:T:178:PHE:N	2.67	0.48
3:N:74:LEU:HD22	3:N:98:ARG:CB	2.38	0.48
3:I:64:LYS:HG3	3:I:64:LYS:O	2.14	0.48
3:C:313:HIS:HB3	3:C:324:SER:HB2	1.95	0.48
3:A:285:TYR:O	3:A:286:PHE:C	2.52	0.48
3:D:268:GLU:OE2	3:D:307:HIS:CD2	2.67	0.48
3:G:248:GLN:O	3:G:249:ILE:C	2.52	0.48
3:R:324:SER:O	3:R:325:LEU:C	2.52	0.48
3:N:441:PHE:C	3:N:441:PHE:CD2	2.88	0.48
3:A:324:SER:O	3:A:325:LEU:C	2.50	0.48
3:Q:53:TYR:CZ	3:Q:65:LEU:HD22	2.49	0.48
3:G:313:HIS:HB3	3:G:324:SER:HB2	1.96	0.48
3:P:32:ALA:HB2	3:P:277:GLN:HE21	1.79	0.48
3:H:10:VAL:O	3:H:11:ASN:CB	2.61	0.48
3:G:10:VAL:HG12	3:G:11:ASN:H	1.79	0.48
3:M:222:SER:C	3:M:224:ILE:N	2.66	0.48
3:J:35:ASP:O	3:J:36:LEU:HG	2.14	0.48
3:E:200:ILE:HG13	3:E:200:ILE:O	2.14	0.48
3:H:21:ILE:HB	3:I:280:ALA:HB2	1.96	0.48
3:M:97:ALA:O	3:M:99:LYS:N	2.36	0.48
3:B:245:PHE:HB2	3:B:312:ILE:HG23	1.95	0.48
3:G:364:LYS:O	3:G:367:GLN:HB2	2.14	0.48
3:N:444:LYS:HZ2	3:O:431:HIS:HB2	1.79	0.48
3:V:237:SER:HA	3:V:240:VAL:HB	1.96	0.48
3:D:189:THR:O	3:D:193:MET:CB	2.62	0.47
3:O:8:PHE:HZ	3:P:255:GLU:CA	2.19	0.47
3:P:7:VAL:HG12	3:P:8:PHE:N	2.27	0.47
3:M:67:PRO:HA	3:M:206:LEU:HD11	1.95	0.47
3:B:248:GLN:O	3:B:249:ILE:C	2.51	0.47
3:C:163:THR:HG22	3:C:192:LYS:HZ2	1.78	0.47
3:B:73:TYR:O	3:B:76:ALA:N	2.47	0.47
3:V:63:ALA:O	3:V:197:TRP:CH2	2.65	0.47
3:N:79:GLN:HG3	3:N:80:PHE:H	1.78	0.47
3:I:225:ARG:O	3:I:228:THR:N	2.47	0.47
3:O:38:LYS:HE2	3:O:39:PRO:CD	2.43	0.47
3:M:31:PRO:HD2	3:M:277:GLN:HG3	1.95	0.47
3:N:8:PHE:CZ	3:O:255:GLU:CB	2.97	0.47
2:X:45:C:C2	3:R:323:ARG:HG2	2.49	0.47
3:L:340:VAL:HG13	3:L:416:LEU:CD1	2.38	0.47
3:D:56:VAL:CG1	3:D:123:THR:OG1	2.62	0.47
3:A:67:PRO:HA	3:A:206:LEU:CD1	2.44	0.47

Continued on next page...

Continued from previous page...

Atom-1	Atom-2	Interatomic distance (Å)	Clash overlap (Å)
3:B:305:VAL:HG22	3:B:308:VAL:HB	1.96	0.47
3:L:288:HIS:O	3:L:290:ARG:N	2.47	0.47
3:P:286:PHE:CE1	3:P:300:TYR:CE1	3.01	0.47
3:N:197:TRP:HD1	3:N:198:SER:N	2.11	0.47
3:F:233:TYR:CZ	3:F:287:ILE:HG22	2.49	0.47
3:R:306:GLY:O	3:R:309:PHE:HB3	2.14	0.47
3:D:237:SER:HA	3:D:240:VAL:HB	1.95	0.47
3:S:260:PHE:HB3	3:S:265:PHE:CD2	2.49	0.47
3:R:73:TYR:CG	3:R:141:VAL:HG21	2.49	0.47
3:G:189:THR:HG22	3:G:192:LYS:CA	2.42	0.47
3:O:262:HIS:CE1	3:P:251:LEU:HD23	2.49	0.47
3:Q:77:ALA:HB1	3:Q:220:LEU:HD21	1.94	0.47
2:X:1:C:N4	3:L:157:ASN:ND2	2.54	0.47
3:G:67:PRO:HA	3:G:206:LEU:HD11	1.95	0.47
3:K:249:ILE:CG2	3:K:250:ASN:N	2.67	0.47
3:V:206:LEU:O	3:V:207:ALA:C	2.52	0.47
3:E:45:LYS:O	3:E:120:TRP:HZ2	1.97	0.47
3:I:87:GLU:C	3:I:89:TRP:N	2.65	0.47
3:I:277:GLN:N	3:I:277:GLN:CD	2.68	0.47
3:E:77:ALA:CB	3:E:98:ARG:NH2	2.75	0.47
3:I:10:VAL:HB	3:I:16:SER:HB2	1.96	0.47
3:U:31:PRO:O	3:U:32:ALA:C	2.52	0.47
3:D:134:VAL:O	3:D:137:HIS:HB2	2.14	0.47
3:T:313:HIS:ND1	3:T:324:SER:CB	2.77	0.47
2:X:27:C:C2	3:T:323:ARG:HG2	2.49	0.47
3:V:153:ILE:HG22	3:V:158:THR:OG1	2.14	0.47
3:B:263:LYS:HG3	3:C:358:ARG:NH2	2.29	0.47
3:C:326:ASN:HA	3:C:437:SER:HB2	1.96	0.47
3:O:197:TRP:HD1	3:O:198:SER:O	1.97	0.47
3:M:97:ALA:C	3:M:99:LYS:H	2.17	0.47
3:C:299:PRO:HG2	3:C:300:TYR:CE1	2.49	0.47
3:V:100:GLY:O	3:V:101:ASP:OD2	2.32	0.47
3:U:155:GLY:H	3:U:158:THR:HG21	1.79	0.47
3:I:77:ALA:HB3	3:I:98:ARG:CZ	2.39	0.47
3:N:35:ASP:O	3:N:36:LEU:HG	2.15	0.47
3:U:76:ALA:O	3:U:77:ALA:CB	2.63	0.47
3:L:216:ARG:C	3:L:216:ARG:HD3	2.35	0.47
3:J:369:TYR:O	3:J:370:GLU:C	2.53	0.47
3:J:432:GLN:HA	3:J:432:GLN:NE2	2.22	0.47
3:H:93:GLY:O	3:H:94:ILE:HG23	2.14	0.47
3:K:27:GLU:OE2	3:K:297:LYS:HG2	2.14	0.47

Continued on next page...

Continued from previous page...

Atom-1	Atom-2	Interatomic distance (Å)	Clash overlap (Å)
3:H:174:GLU:HB2	3:H:180:LYS:HB2	1.97	0.47
3:H:214:PHE:CD2	3:H:222:SER:HA	2.49	0.47
3:E:140:LEU:O	3:E:141:VAL:C	2.52	0.47
3:P:269:ILE:HG13	3:Q:359:PHE:CZ	2.50	0.47
3:R:334:ALA:O	3:R:338:MET:HG2	2.13	0.47
3:I:155:GLY:N	3:I:158:THR:HG21	2.28	0.47
3:U:441:PHE:C	3:U:441:PHE:CD2	2.87	0.47
3:Q:421:ILE:O	3:Q:422:ARG:C	2.53	0.47
3:G:102:LYS:C	3:G:103:ILE:HD12	2.35	0.47
3:Q:438:PHE:O	3:Q:439:ALA:C	2.53	0.47
1:W:19:C:N3	3:D:157:ASN:HB2	2.29	0.47
3:C:128:LEU:HD11	3:C:130:ARG:HE	1.79	0.47
3:P:333:CYS:O	3:P:334:ALA:C	2.53	0.47
3:A:362:ASP:OD2	3:A:364:LYS:HB2	2.14	0.47
3:C:67:PRO:HA	3:C:206:LEU:CD1	2.43	0.47
3:C:249:ILE:CG2	3:C:319:MET:SD	3.02	0.47
3:O:225:ARG:O	3:O:226:VAL:C	2.53	0.47
3:J:416:LEU:H	3:J:416:LEU:HD12	1.79	0.47
3:H:249:ILE:CG2	3:H:319:MET:HE1	2.44	0.47
3:Q:35:ASP:O	3:Q:36:LEU:HG	2.14	0.47
3:L:172:ILE:CD1	3:L:226:VAL:HG21	2.44	0.47
3:U:323:ARG:HD3	3:U:324:SER:CA	2.44	0.47
3:U:325:LEU:O	3:U:439:ALA:HB2	2.13	0.47
3:A:277:GLN:N	3:A:277:GLN:OE1	2.47	0.47
3:D:57:LEU:HD21	3:D:144:LEU:CD2	2.41	0.47
3:R:54:LYS:HD2	3:R:144:LEU:HD11	1.95	0.47
3:D:122:LEU:HD22	3:S:122:LEU:HD11	1.96	0.47
3:O:272:MET:SD	3:O:305:VAL:HG21	2.54	0.47
3:N:366:LEU:CD2	3:N:366:LEU:C	2.82	0.47
3:S:96:ILE:HD11	3:S:217:ILE:HD11	1.95	0.47
3:N:236:CYS:O	3:N:238:GLY:N	2.47	0.47
3:N:240:VAL:HA	3:N:243:THR:HG22	1.96	0.47
3:D:310:ASN:O	3:D:314:PHE:CD1	2.67	0.47
3:K:211:ASP:OD1	3:K:225:ARG:NH1	2.47	0.47
3:J:211:ASP:OD2	3:J:288:HIS:HE1	1.97	0.47
3:J:317:CYS:SG	3:J:325:LEU:HD12	2.55	0.47
3:G:224:ILE:O	3:G:226:VAL:N	2.47	0.47
3:F:98:ARG:HG3	3:F:213:PHE:CD1	2.50	0.47
3:E:30:TYR:CE2	3:E:274:GLU:HB3	2.49	0.47
3:Q:248:GLN:CD	3:Q:249:ILE:HG13	2.34	0.47
3:S:169:ILE:O	3:S:173:PHE:CD1	2.67	0.47

Continued on next page...

Continued from previous page...

Atom-1	Atom-2	Interatomic distance (Å)	Clash overlap (Å)
3:V:194:CYS:O	3:V:196:ASN:N	2.41	0.47
3:T:163:THR:HG22	3:T:192:LYS:HZ2	1.79	0.47
3:G:54:LYS:HD2	3:G:144:LEU:HD11	1.96	0.47
3:O:65:LEU:HD21	3:O:119:ASN:HB3	1.95	0.47
3:F:185:HIS:C	3:F:189:THR:N	2.68	0.47
3:O:239:LEU:HA	3:O:272:MET:CE	2.44	0.47
3:C:235:ASP:HB2	3:C:290:ARG:HG2	1.96	0.47
3:D:410:MET:HE3	3:D:410:MET:HA	1.95	0.47
3:M:240:VAL:HA	3:M:243:THR:HG22	1.95	0.47
3:J:263:LYS:HE2	3:K:358:ARG:NH2	2.29	0.47
3:F:15:VAL:CG1	3:F:16:SER:N	2.77	0.47
3:A:246:ILE:HG13	3:A:247:LYS:N	2.28	0.47
3:O:171:GLN:HA	3:O:174:GLU:HG2	1.96	0.47
3:J:324:SER:O	3:J:325:LEU:C	2.52	0.47
3:M:249:ILE:HG22	3:M:250:ASN:OD1	2.15	0.47
3:O:172:ILE:CD1	3:O:226:VAL:HG21	2.45	0.47
3:B:20:GLU:HB3	3:C:273:PHE:CE2	2.50	0.47
3:H:248:GLN:CG	3:H:249:ILE:H	2.09	0.47
3:Q:178:PHE:HE1	3:Q:223:ALA:HB3	1.79	0.47
3:Q:225:ARG:O	3:Q:227:GLY:N	2.47	0.47
3:S:20:GLU:O	3:S:22:ILE:HG12	2.15	0.47
3:S:8:PHE:CE1	3:T:254:ARG:O	2.68	0.47
3:L:35:ASP:OD2	3:L:89:TRP:NE1	2.29	0.47
3:I:35:ASP:HA	3:I:89:TRP:HE1	1.78	0.47
3:P:87:GLU:C	3:P:89:TRP:H	2.17	0.47
3:E:77:ALA:HB1	3:E:220:LEU:HD21	1.97	0.47
3:T:410:MET:CA	3:T:410:MET:CE	2.90	0.47
2:X:6:A:H2'	2:X:7:A:H5'	1.96	0.47
3:H:81:PHE:CD1	3:H:96:ILE:HD11	2.50	0.47
3:B:318:TYR:CE2	3:B:347:GLU:HA	2.49	0.47
3:E:153:ILE:HG12	3:E:161:TYR:CE2	2.49	0.47
3:I:263:LYS:HE2	3:J:358:ARG:HH21	1.79	0.47
3:E:440:GLU:O	3:E:443:ASN:HB3	2.14	0.47
3:R:12:ASN:HB3	3:R:13:GLN:NE2	2.30	0.47
3:V:239:LEU:HD12	3:V:272:MET:HE3	1.97	0.47
2:X:76:C:OP1	3:O:168:ARG:NH2	2.47	0.47
3:C:49:LEU:C	3:C:50:ASN:HD22	2.18	0.47
3:V:87:GLU:HB3	3:V:285:TYR:HD1	1.80	0.47
1:W:68:C:H6	1:W:68:C:H3'	1.79	0.47
3:R:169:ILE:HG22	3:R:226:VAL:HG11	1.97	0.47
3:P:146:SER:HA	3:P:227:GLY:HA3	1.96	0.47

Continued on next page...

Continued from previous page...

Atom-1	Atom-2	Interatomic distance (Å)	Clash overlap (Å)
3:D:249:ILE:CG2	3:D:250:ASN:N	2.66	0.47
3:M:205:PHE:CD2	3:M:205:PHE:C	2.88	0.47
3:M:232:ALA:C	3:M:234:GLU:H	2.17	0.47
3:L:205:PHE:C	3:L:205:PHE:CD2	2.87	0.47
3:K:185:HIS:CA	3:K:189:THR:N	2.77	0.47
3:Q:69:ASP:C	3:Q:71:CYS:H	2.17	0.47
3:U:53:TYR:O	3:U:56:VAL:HG23	2.14	0.47
3:G:216:ARG:HG3	3:G:217:ILE:HD12	1.96	0.47
3:N:51:LYS:HA	3:N:54:LYS:HE2	1.95	0.47
3:Q:146:SER:CB	3:Q:169:ILE:HD12	2.33	0.47
3:T:248:GLN:HB3	3:T:248:GLN:HE21	1.41	0.47
3:T:319:MET:HB2	3:T:319:MET:HE2	1.63	0.47
3:K:308:VAL:HG12	3:K:312:ILE:CD1	2.45	0.47
3:M:169:ILE:HG22	3:M:226:VAL:HG11	1.96	0.47
3:U:313:HIS:ND1	3:U:324:SER:HB3	2.29	0.47
3:J:67:PRO:O	3:J:71:CYS:HB2	2.15	0.47
3:N:87:GLU:C	3:N:89:TRP:N	2.66	0.47
3:A:38:LYS:HE2	3:A:39:PRO:CD	2.44	0.47
3:U:190:THR:CG2	3:U:191:HIS:N	2.78	0.47
3:A:8:PHE:HE1	3:B:254:ARG:O	1.87	0.47
3:A:57:LEU:CD1	3:A:57:LEU:N	2.75	0.47
3:A:69:ASP:C	3:A:71:CYS:N	2.68	0.47
3:S:51:LYS:HA	3:S:54:LYS:HE2	1.96	0.47
3:B:324:SER:O	3:B:326:ASN:N	2.48	0.47
3:T:197:TRP:CD1	3:T:198:SER:O	2.67	0.47
3:S:183:GLU:H	3:S:190:THR:HG21	1.80	0.47
3:A:311:LEU:O	3:A:312:ILE:C	2.53	0.47
3:Q:153:ILE:H	3:Q:153:ILE:CD1	2.24	0.47
3:G:183:GLU:O	3:G:190:THR:HG22	2.15	0.47
3:E:240:VAL:HA	3:E:243:THR:CG2	2.40	0.47
3:C:81:PHE:CZ	3:C:85:CYS:HB2	2.50	0.47
3:G:240:VAL:HA	3:G:243:THR:HG22	1.96	0.47
3:J:236:CYS:O	3:J:240:VAL:HG23	2.14	0.47
3:P:173:PHE:CZ	3:P:224:ILE:HA	2.50	0.47
3:L:234:GLU:O	3:L:235:ASP:HB2	2.14	0.47
3:I:53:TYR:CD1	3:I:121:ALA:O	2.67	0.47
3:O:235:ASP:HB2	3:O:290:ARG:HG2	1.95	0.47
3:V:81:PHE:CZ	3:V:85:CYS:HB2	2.50	0.47
2:X:42:A:N6	2:X:43:A:C2	2.83	0.47
3:V:97:ALA:C	3:V:99:LYS:N	2.67	0.47
3:P:133:THR:CG2	3:P:136:GLU:HG3	2.43	0.47

Continued on next page...

Continued from previous page...

Atom-1	Atom-2	Interatomic distance (Å)	Clash overlap (Å)
3:U:410:MET:HA	3:U:410:MET:HE2	1.96	0.47
2:X:31:C:P	3:T:168:ARG:HH22	2.38	0.47
1:W:94:C:O2	3:G:223:ALA:HA	2.14	0.47
3:V:33:ILE:HD12	3:V:88:ASP:HB2	1.96	0.47
3:S:216:ARG:O	3:S:216:ARG:HD3	2.15	0.47
3:O:217:ILE:HD12	3:O:217:ILE:H	1.80	0.47
3:I:235:ASP:HB2	3:I:290:ARG:HG2	1.96	0.47
3:P:244:GLY:O	3:P:245:PHE:C	2.53	0.47
3:H:257:ILE:HD13	3:H:269:ILE:HD12	1.96	0.47
3:L:259:TYR:CE1	3:L:402:PRO:HG3	2.50	0.47
3:M:403:GLU:OE1	3:M:403:GLU:N	2.32	0.47
3:L:370:GLU:O	3:L:374:LEU:HG	2.14	0.47
3:J:7:VAL:HG12	3:J:8:PHE:N	2.30	0.47
3:V:211:ASP:OD2	3:V:288:HIS:HE1	1.97	0.47
3:L:49:LEU:CD2	3:L:52:ALA:HB2	2.45	0.47
3:K:65:LEU:CD2	3:K:120:TRP:H	2.28	0.47
3:U:69:ASP:O	3:U:72:SER:N	2.47	0.47
3:F:98:ARG:HD2	3:F:98:ARG:H	1.80	0.47
3:S:163:THR:HG22	3:S:192:LYS:HZ2	1.76	0.47
3:F:176:ALA:C	3:F:178:PHE:H	2.17	0.47
3:O:74:LEU:HA	3:O:98:ARG:HD3	1.96	0.47
3:S:77:ALA:HB3	3:S:98:ARG:CZ	2.44	0.47
3:P:62:ALA:HB3	3:P:197:TRP:CZ3	2.49	0.47
3:E:175:THR:HG23	3:E:176:ALA:N	2.30	0.47
3:L:81:PHE:CG	3:L:82:GLU:N	2.83	0.47
3:P:87:GLU:C	3:P:89:TRP:N	2.66	0.47
3:R:142:GLY:HA2	3:R:224:ILE:HG23	1.96	0.47
3:D:12:ASN:HD21	3:E:270:ARG:HD2	1.80	0.47
3:V:34:LYS:O	3:V:35:ASP:HB2	2.15	0.47
3:M:81:PHE:CZ	3:M:84:THR:HA	2.50	0.47
3:Q:270:ARG:HG3	3:Q:270:ARG:HH11	1.79	0.47
3:Q:290:ARG:HG3	3:Q:290:ARG:NH1	2.29	0.47
3:O:348:GLU:HG3	3:O:348:GLU:O	2.14	0.47
3:V:44:GLY:O	3:V:45:LYS:O	2.32	0.47
3:F:156:GLN:C	3:F:158:THR:H	2.18	0.47
3:O:246:ILE:HG13	3:O:247:LYS:N	2.30	0.47
3:E:7:VAL:HG12	3:E:8:PHE:N	2.29	0.47
3:G:189:THR:HG23	3:G:192:LYS:HG2	1.97	0.47
3:C:76:ALA:O	3:C:77:ALA:CB	2.63	0.47
3:I:139:SER:HA	3:I:178:PHE:HD2	1.80	0.47
3:M:54:LYS:HD3	3:M:69:ASP:CG	2.33	0.47

Continued on next page...

Continued from previous page...

Atom-1	Atom-2	Interatomic distance (Å)	Clash overlap (Å)
3:M:53:TYR:CZ	3:M:65:LEU:HD22	2.50	0.47
3:R:206:LEU:HA	3:R:209:THR:CG2	2.42	0.47
3:Q:249:ILE:CG2	3:Q:250:ASN:N	2.72	0.47
3:J:74:LEU:CD2	3:J:98:ARG:HB2	2.40	0.47
3:K:313:HIS:CG	3:K:324:SER:HB3	2.49	0.47
3:T:151:SER:OG	3:T:198:SER:HA	2.15	0.47
3:Q:153:ILE:HD12	3:Q:153:ILE:N	2.24	0.47
3:F:10:VAL:CG1	3:F:11:ASN:H	2.11	0.47
3:L:410:MET:CE	3:L:410:MET:CA	2.89	0.47
3:B:50:ASN:N	3:B:50:ASN:ND2	2.63	0.47
3:K:81:PHE:CE1	3:K:85:CYS:HB2	2.49	0.47
3:A:216:ARG:HD3	3:A:216:ARG:C	2.36	0.47
3:T:266:GLU:OE2	3:U:358:ARG:HD2	2.15	0.47
3:P:9:LYS:HD2	3:P:9:LYS:N	2.29	0.47
3:R:20:GLU:N	3:R:20:GLU:CD	2.68	0.47
3:S:334:ALA:O	3:S:338:MET:HG2	2.15	0.47
3:H:31:PRO:HD2	3:H:277:GLN:HG3	1.96	0.47
3:M:81:PHE:HB3	3:M:95:VAL:H	1.79	0.47
3:C:366:LEU:C	3:C:366:LEU:HD23	2.35	0.47
3:P:100:GLY:C	3:P:101:ASP:OD2	2.53	0.47
3:U:246:ILE:HG13	3:U:247:LYS:N	2.29	0.47
3:Q:20:GLU:N	3:Q:20:GLU:CD	2.68	0.47
3:N:258:LEU:HD12	3:N:258:LEU:HA	1.75	0.47
3:C:50:ASN:O	3:C:54:LYS:N	2.45	0.47
3:V:284:SER:O	3:V:287:ILE:HG12	2.15	0.47
3:C:416:LEU:N	3:C:416:LEU:HD12	2.30	0.47
3:L:6:ILE:HG22	3:M:254:ARG:HH21	1.80	0.47
3:F:74:LEU:HD21	3:F:210:TYR:CE1	2.50	0.47
3:T:79:GLN:HG3	3:T:80:PHE:N	2.30	0.47
3:Q:38:LYS:HD3	3:Q:205:PHE:HE1	1.80	0.47
3:A:174:GLU:HB2	3:A:180:LYS:HB2	1.96	0.47
3:V:56:VAL:CG1	3:V:123:THR:OG1	2.61	0.47
3:S:76:ALA:O	3:S:77:ALA:HB2	2.15	0.47
3:Q:324:SER:O	3:Q:325:LEU:C	2.51	0.47
3:S:67:PRO:HA	3:S:206:LEU:HD11	1.96	0.47
3:G:52:ALA:CB	3:G:126:MET:SD	3.03	0.47
3:U:285:TYR:O	3:U:289:PHE:N	2.48	0.47
3:D:266:GLU:O	3:D:267:GLU:C	2.53	0.47
3:C:222:SER:C	3:C:224:ILE:N	2.68	0.47
3:N:340:VAL:HA	3:N:416:LEU:HD11	1.97	0.47
3:F:263:LYS:HE2	3:G:358:ARG:NH2	2.29	0.47

Continued on next page...

Continued from previous page...

Atom-1	Atom-2	Interatomic distance (Å)	Clash overlap (Å)
3:D:17:LEU:O	3:D:17:LEU:HD12	2.15	0.47
3:Q:101:ASP:OD2	3:Q:101:ASP:N	2.48	0.47
3:M:81:PHE:HZ	3:M:84:THR:HA	1.80	0.47
3:U:101:ASP:N	3:U:101:ASP:OD2	2.47	0.47
3:S:229:VAL:HG13	3:S:230:VAL:N	2.30	0.47
3:S:317:CYS:SG	3:S:325:LEU:HD12	2.55	0.47
3:N:405:VAL:O	3:N:409:ILE:HG13	2.14	0.47
3:R:101:ASP:OD2	3:R:101:ASP:N	2.48	0.47
3:T:7:VAL:CG1	3:T:8:PHE:H	2.25	0.46
3:M:217:ILE:CG2	3:M:218:GLU:N	2.78	0.46
3:M:77:ALA:HB3	3:M:98:ARG:HH12	1.79	0.46
3:V:87:GLU:HB3	3:V:285:TYR:CD1	2.50	0.46
3:R:315:VAL:HG12	3:R:319:MET:HE2	1.97	0.46
3:Q:54:LYS:C	3:Q:56:VAL:N	2.68	0.46
3:Q:73:TYR:O	3:Q:74:LEU:C	2.52	0.46
3:K:54:LYS:O	3:K:56:VAL:N	2.48	0.46
3:F:79:GLN:OE1	3:F:220:LEU:HD13	2.15	0.46
3:L:135:PRO:O	3:L:139:SER:HB2	2.15	0.46
3:N:54:LYS:C	3:N:56:VAL:N	2.68	0.46
3:C:189:THR:HG22	3:C:192:LYS:CB	2.26	0.46
3:T:85:CYS:O	3:T:91:SER:N	2.41	0.46
3:V:73:TYR:CD2	3:V:210:TYR:OH	2.68	0.46
3:U:317:CYS:SG	3:U:325:LEU:HA	2.54	0.46
3:A:196:ASN:O	3:A:197:TRP:HB2	2.14	0.46
3:O:38:LYS:HD3	3:O:205:PHE:CE1	2.47	0.46
3:S:50:ASN:N	3:S:50:ASN:HD22	2.12	0.46
3:G:54:LYS:O	3:G:56:VAL:N	2.48	0.46
3:D:53:TYR:CZ	3:D:65:LEU:HD22	2.50	0.46
3:K:81:PHE:HE2	3:K:84:THR:HA	1.79	0.46
3:P:277:GLN:N	3:P:277:GLN:CD	2.68	0.46
3:B:59:GLY:O	3:B:61:SER:N	2.49	0.46
3:A:315:VAL:O	3:A:319:MET:HE2	2.14	0.46
3:R:51:LYS:O	3:R:55:SER:HB2	2.14	0.46
3:P:185:HIS:HB2	3:P:189:THR:N	2.29	0.46
3:I:176:ALA:C	3:I:178:PHE:N	2.67	0.46
3:J:214:PHE:CG	3:J:222:SER:HA	2.50	0.46
3:R:77:ALA:HB3	3:R:98:ARG:NH2	2.29	0.46
3:N:10:VAL:O	3:N:11:ASN:HB2	2.16	0.46
3:T:53:TYR:CZ	3:T:65:LEU:HD22	2.50	0.46
3:A:57:LEU:H	3:A:57:LEU:CD1	2.28	0.46
3:B:340:VAL:CG2	3:B:416:LEU:HD11	2.43	0.46

Continued on next page...

Continued from previous page...

Atom-1	Atom-2	Interatomic distance (Å)	Clash overlap (Å)
3:O:250:ASN:OD1	3:O:250:ASN:N	2.39	0.46
3:A:340:VAL:HG22	3:A:416:LEU:HD11	1.96	0.46
3:E:145:LEU:HD11	3:E:210:TYR:CD1	2.50	0.46
3:F:85:CYS:O	3:F:91:SER:CB	2.63	0.46
3:P:32:ALA:HB2	3:P:277:GLN:NE2	2.31	0.46
3:H:239:LEU:O	3:H:243:THR:HG22	2.15	0.46
3:H:410:MET:HE2	3:H:410:MET:HA	1.96	0.46
3:G:261:PHE:O	3:G:262:HIS:HB2	2.16	0.46
3:L:333:CYS:O	3:L:334:ALA:C	2.53	0.46
3:E:59:GLY:O	3:E:61:SER:N	2.48	0.46
3:U:253:ALA:C	3:U:255:GLU:H	2.17	0.46
3:P:255:GLU:OE1	3:P:255:GLU:C	2.53	0.46
3:T:218:GLU:O	3:T:220:LEU:N	2.49	0.46
3:S:189:THR:O	3:S:193:MET:HG2	2.15	0.46
3:Q:287:ILE:HG13	3:Q:288:HIS:CD2	2.50	0.46
3:K:176:ALA:CB	3:K:177:PRO:CD	2.76	0.46
3:N:79:GLN:HG3	3:N:80:PHE:N	2.30	0.46
3:E:77:ALA:O	3:E:98:ARG:NH1	2.47	0.46
3:T:31:PRO:HD2	3:T:277:GLN:HG3	1.95	0.46
3:Q:336:HIS:CE1	3:Q:445:THR:HG21	2.50	0.46
3:C:10:VAL:HG12	3:C:11:ASN:N	2.31	0.46
3:F:54:LYS:HD2	3:F:144:LEU:HD11	1.96	0.46
3:D:155:GLY:N	3:D:158:THR:HG21	2.30	0.46
3:E:52:ALA:O	3:E:56:VAL:HG23	2.16	0.46
3:T:240:VAL:HA	3:T:243:THR:CG2	2.43	0.46
3:J:21:ILE:HB	3:K:280:ALA:HB2	1.98	0.46
3:T:6:ILE:HG12	3:U:254:ARG:HH21	1.81	0.46
3:D:184:HIS:HB3	3:D:185:HIS:H	1.40	0.46
3:C:285:TYR:O	3:C:286:PHE:C	2.52	0.46
3:U:221:TYR:O	3:U:223:ALA:N	2.49	0.46
3:I:73:TYR:HD2	3:I:210:TYR:OH	1.97	0.46
3:D:315:VAL:O	3:D:319:MET:HE2	2.15	0.46
3:M:289:PHE:CD1	3:M:290:ARG:N	2.83	0.46
3:M:57:LEU:HD23	3:M:57:LEU:O	2.15	0.46
3:B:249:ILE:HG23	3:B:319:MET:SD	2.56	0.46
3:M:231:THR:O	3:M:288:HIS:ND1	2.48	0.46
3:Q:165:ILE:HA	3:Q:168:ARG:HD3	1.97	0.46
3:L:35:ASP:HA	3:L:89:TRP:NE1	2.30	0.46
3:N:172:ILE:HD11	3:N:226:VAL:HG21	1.89	0.46
3:I:69:ASP:O	3:I:71:CYS:N	2.49	0.46
3:U:73:TYR:O	3:U:74:LEU:C	2.54	0.46

Continued on next page...

Continued from previous page...

Atom-1	Atom-2	Interatomic distance (Å)	Clash overlap (Å)
3:I:81:PHE:CE2	3:I:84:THR:HA	2.50	0.46
3:N:416:LEU:CD1	3:N:416:LEU:N	2.79	0.46
3:F:286:PHE:C	3:F:288:HIS:H	2.19	0.46
3:O:6:ILE:CG1	3:O:7:VAL:H	2.28	0.46
3:N:326:ASN:HA	3:N:437:SER:HB2	1.96	0.46
3:B:149:ARG:O	3:B:153:ILE:HD12	2.16	0.46
3:J:368:GLU:O	3:J:372:ALA:HB3	2.16	0.46
3:C:266:GLU:OE2	3:D:358:ARG:HD2	2.15	0.46
3:I:148:TYR:CE1	3:I:204:ARG:HG3	2.51	0.46
3:M:357:ARG:HB2	3:M:369:TYR:CZ	2.50	0.46
3:A:254:ARG:O	3:K:8:PHE:CE1	2.68	0.46
3:G:184:HIS:O	3:G:189:THR:N	2.48	0.46
3:C:140:LEU:O	3:C:141:VAL:C	2.54	0.46
3:J:287:ILE:HG13	3:J:288:HIS:CD2	2.51	0.46
3:M:230:VAL:C	3:M:232:ALA:H	2.19	0.46
3:T:176:ALA:O	3:T:178:PHE:N	2.47	0.46
3:I:248:GLN:O	3:I:250:ASN:O	2.33	0.46
3:M:255:GLU:O	3:M:255:GLU:OE1	2.34	0.46
3:I:101:ASP:OD1	3:I:205:PHE:CE2	2.69	0.46
3:G:211:ASP:OD2	3:G:288:HIS:HE1	1.99	0.46
3:U:54:LYS:O	3:U:56:VAL:N	2.48	0.46
3:F:77:ALA:HB3	3:F:98:ARG:HH12	1.80	0.46
3:Q:311:LEU:HD11	3:Q:345:LEU:HD22	1.96	0.46
3:N:172:ILE:HG13	3:N:173:PHE:N	2.30	0.46
3:E:250:ASN:HB3	3:E:349:PHE:CD2	2.50	0.46
3:G:65:LEU:HB3	3:G:120:TRP:CZ3	2.50	0.46
3:N:183:GLU:O	3:N:184:HIS:O	2.33	0.46
3:D:286:PHE:C	3:D:288:HIS:H	2.18	0.46
3:P:65:LEU:HD21	3:P:119:ASN:HD22	1.80	0.46
3:B:327:ALA:O	3:B:437:SER:HA	2.16	0.46
3:T:205:PHE:C	3:T:205:PHE:CD2	2.88	0.46
2:X:72:C:H2'	2:X:74:C:O5'	2.15	0.46
3:D:56:VAL:HG11	3:D:123:THR:OG1	2.16	0.46
3:N:31:PRO:HD2	3:N:277:GLN:HE21	1.80	0.46
3:H:64:LYS:C	3:H:67:PRO:HD2	2.36	0.46
3:S:232:ALA:C	3:S:234:GLU:N	2.69	0.46
3:H:222:SER:C	3:H:224:ILE:N	2.69	0.46
3:E:66:ASP:OD1	3:E:66:ASP:N	2.47	0.46
3:E:156:GLN:O	3:E:158:THR:N	2.49	0.46
3:A:251:LEU:HD21	3:K:264:ASN:HD21	1.81	0.46
3:D:334:ALA:O	3:D:338:MET:HG2	2.14	0.46

Continued on next page...

Continued from previous page...

Atom-1	Atom-2	Interatomic distance (Å)	Clash overlap (Å)
3:B:318:TYR:CE2	3:B:347:GLU:N	2.84	0.46
3:I:179:VAL:O	3:I:181:ILE:HG23	2.15	0.46
1:W:64:C:O2'	3:J:161:TYR:HB2	2.15	0.46
3:J:153:ILE:HG12	3:J:165:ILE:HD11	1.98	0.46
3:A:415:ARG:NH2	3:B:352:LYS:HD2	2.31	0.46
3:U:145:LEU:HD22	3:U:207:ALA:HA	1.96	0.46
3:H:60:MET:O	3:H:61:SER:HB3	2.15	0.46
3:J:252:THR:HB	3:J:256:ALA:HB2	1.97	0.46
3:J:313:HIS:ND1	3:J:324:SER:CB	2.76	0.46
3:L:8:PHE:CD2	3:M:258:LEU:HD11	2.51	0.46
3:Q:74:LEU:HD23	3:Q:210:TYR:CZ	2.50	0.46
3:Q:51:LYS:O	3:Q:55:SER:HB2	2.16	0.46
3:J:264:ASN:ND2	3:K:251:LEU:HD21	2.25	0.46
3:T:249:ILE:HG23	3:T:319:MET:CE	2.46	0.46
3:S:142:GLY:HA2	3:S:224:ILE:HG23	1.97	0.46
3:L:126:MET:HE1	3:L:128:LEU:O	2.15	0.46
3:O:60:MET:N	3:O:60:MET:SD	2.89	0.46
3:U:81:PHE:CE1	3:U:85:CYS:HB2	2.50	0.46
3:G:431:HIS:O	3:G:433:ALA:N	2.49	0.46
3:G:263:LYS:HE2	3:H:358:ARG:HH21	1.78	0.46
3:B:81:PHE:HB3	3:B:94:ILE:HA	1.96	0.46
3:N:62:ALA:HB3	3:N:197:TRP:HZ3	1.80	0.46
3:T:403:GLU:HG3	3:U:357:ARG:NH1	2.30	0.46
3:M:240:VAL:HA	3:M:243:THR:CG2	2.45	0.46
3:H:277:GLN:H	3:H:277:GLN:CD	2.18	0.46
3:I:260:PHE:HB3	3:I:265:PHE:CD2	2.51	0.46
3:U:172:ILE:H	3:U:172:ILE:HG12	1.50	0.46
3:Q:257:ILE:O	3:Q:260:PHE:HB2	2.16	0.46
3:T:215:SER:HB2	3:T:225:ARG:HH12	1.81	0.46
3:M:318:TYR:CE1	3:M:423:ARG:HG2	2.50	0.46
3:A:240:VAL:HA	3:A:243:THR:HG22	1.98	0.46
3:G:257:ILE:HD13	3:G:269:ILE:HD12	1.96	0.46
3:U:259:TYR:HB3	3:U:345:LEU:HD11	1.97	0.46
3:A:281:VAL:HA	3:A:282:PRO:HD3	1.80	0.46
3:Q:8:PHE:CZ	3:R:254:ARG:O	2.68	0.46
3:H:176:ALA:O	3:H:178:PHE:N	2.48	0.46
1:W:67:C:C3'	1:W:68:C:H5''	2.45	0.46
3:T:53:TYR:HD2	3:T:54:LYS:N	2.11	0.46
3:R:189:THR:HB	3:R:193:MET:HG2	1.98	0.46
3:I:87:GLU:C	3:I:89:TRP:H	2.19	0.46
3:I:89:TRP:HB3	3:I:90:THR:H	1.65	0.46

Continued on next page...

Continued from previous page...

Atom-1	Atom-2	Interatomic distance (Å)	Clash overlap (Å)
3:I:66:ASP:HB2	3:I:67:PRO:HD3	1.98	0.46
3:S:311:LEU:HD11	3:S:345:LEU:HD22	1.98	0.46
3:K:74:LEU:HD22	3:K:98:ARG:CB	2.38	0.46
3:E:223:ALA:O	3:E:226:VAL:HG23	2.15	0.46
3:G:174:GLU:HG3	3:G:174:GLU:O	2.15	0.46
3:V:10:VAL:HG12	3:V:11:ASN:H	1.81	0.46
3:K:326:ASN:HB2	3:K:434:ARG:HD2	1.98	0.46
3:E:69:ASP:C	3:E:71:CYS:N	2.67	0.46
3:O:151:SER:OG	3:O:198:SER:HA	2.15	0.46
3:P:49:LEU:HD22	3:P:52:ALA:HB2	1.97	0.46
3:H:289:PHE:CG	3:H:290:ARG:N	2.83	0.46
3:B:299:PRO:HG2	3:B:300:TYR:CD1	2.51	0.46
3:U:333:CYS:O	3:U:334:ALA:C	2.53	0.46
3:Q:404:ALA:O	3:Q:405:VAL:C	2.54	0.46
3:T:217:ILE:HG23	3:T:218:GLU:N	2.31	0.46
3:U:177:PRO:HB2	3:U:221:TYR:CE2	2.51	0.46
3:M:206:LEU:O	3:M:209:THR:HG23	2.15	0.46
3:K:190:THR:CG2	3:K:191:HIS:N	2.78	0.46
3:R:77:ALA:HB3	3:R:98:ARG:CZ	2.46	0.46
3:Q:51:LYS:HA	3:Q:54:LYS:HE2	1.96	0.46
3:G:217:ILE:N	3:G:217:ILE:HD12	2.31	0.46
3:S:163:THR:HG22	3:S:192:LYS:HZ1	1.77	0.46
3:T:53:TYR:CE1	3:T:65:LEU:HD22	2.51	0.46
3:Q:315:VAL:O	3:Q:319:MET:HE2	2.15	0.46
3:V:248:GLN:HE21	3:V:248:GLN:HB3	1.53	0.46
3:Q:211:ASP:OD2	3:Q:288:HIS:HE1	1.99	0.46
3:I:51:LYS:CA	3:I:54:LYS:HE2	2.32	0.46
1:W:38:A:H2'	1:W:39:A:O4'	2.15	0.46
3:U:87:GLU:O	3:U:89:TRP:N	2.49	0.46
3:U:89:TRP:HB3	3:U:90:THR:H	1.60	0.46
3:O:321:GLN:O	3:O:325:LEU:HB2	2.16	0.46
3:O:318:TYR:CZ	3:O:423:ARG:HG2	2.51	0.46
3:M:326:ASN:HB2	3:M:434:ARG:HD2	1.97	0.46
3:P:245:PHE:HB2	3:P:312:ILE:HG23	1.97	0.46
3:C:100:GLY:C	3:C:101:ASP:OD2	2.54	0.46
3:S:84:THR:O	3:S:86:PRO:HD3	2.16	0.46
3:B:85:CYS:HB3	3:B:91:SER:HB2	1.98	0.46
3:Q:262:HIS:CE1	3:R:251:LEU:HD23	2.42	0.46
3:J:325:LEU:HA	3:J:325:LEU:HD12	1.55	0.46
3:L:248:GLN:O	3:L:249:ILE:C	2.53	0.46
3:U:53:TYR:CD1	3:U:121:ALA:N	2.81	0.46

Continued on next page...

Continued from previous page...

Atom-1	Atom-2	Interatomic distance (Å)	Clash overlap (Å)
3:N:135:PRO:O	3:N:139:SER:HB2	2.16	0.46
3:I:69:ASP:O	3:I:70:VAL:C	2.54	0.46
3:S:248:GLN:O	3:S:249:ILE:C	2.52	0.46
3:K:77:ALA:HB1	3:K:220:LEU:HD21	1.97	0.46
3:O:253:ALA:C	3:O:255:GLU:H	2.17	0.46
2:X:21:C:H5'	2:X:21:C:H6	1.81	0.46
3:S:50:ASN:N	3:S:50:ASN:ND2	2.64	0.46
3:R:48:ASP:C	3:R:50:ASN:H	2.20	0.46
3:D:73:TYR:O	3:D:74:LEU:C	2.54	0.46
3:F:10:VAL:O	3:F:11:ASN:CB	2.63	0.46
3:N:289:PHE:CG	3:N:290:ARG:N	2.84	0.46
3:N:295:SER:OG	3:N:296:GLY:N	2.49	0.46
3:K:135:PRO:O	3:K:139:SER:HB2	2.16	0.46
3:P:232:ALA:O	3:P:234:GLU:N	2.41	0.46
3:H:31:PRO:HD2	3:H:277:GLN:HG2	1.97	0.46
3:H:290:ARG:HD2	3:H:295:SER:HB2	1.98	0.46
2:X:32:C:O2	2:X:32:C:O4'	2.32	0.46
3:M:441:PHE:C	3:M:441:PHE:CD2	2.90	0.46
3:G:166:ALA:O	3:G:167:ASP:C	2.53	0.46
3:T:257:ILE:O	3:T:257:ILE:HG22	2.16	0.46
3:J:246:ILE:CG1	3:J:247:LYS:N	2.78	0.46
3:T:98:ARG:HG3	3:T:213:PHE:CG	2.51	0.46
3:V:223:ALA:O	3:V:226:VAL:HG23	2.15	0.46
3:L:30:TYR:HB3	3:L:31:PRO:CD	2.45	0.46
3:N:168:ARG:O	3:N:172:ILE:HG23	2.16	0.46
3:N:79:GLN:HB2	3:N:220:LEU:HD13	1.96	0.46
3:F:20:GLU:O	3:F:22:ILE:HG12	2.15	0.46
3:E:88:ASP:OD1	3:E:278:GLU:HG3	2.16	0.46
3:L:326:ASN:HA	3:L:437:SER:HB2	1.97	0.46
3:C:81:PHE:CG	3:C:82:GLU:N	2.84	0.46
3:N:217:ILE:CG2	3:N:218:GLU:N	2.78	0.46
3:L:222:SER:C	3:L:224:ILE:N	2.70	0.46
3:C:62:ALA:HB3	3:C:197:TRP:HZ3	1.81	0.46
3:J:52:ALA:CB	3:J:126:MET:SD	3.04	0.46
3:Q:318:TYR:CE1	3:Q:423:ARG:HG2	2.51	0.46
3:S:325:LEU:O	3:S:439:ALA:HB2	2.16	0.46
3:K:149:ARG:O	3:K:153:ILE:HD12	2.16	0.46
3:V:446:TYR:O	3:V:447:SER:OG	2.33	0.46
3:K:7:VAL:CG1	3:K:8:PHE:H	2.28	0.45
3:R:146:SER:HA	3:R:227:GLY:HA3	1.98	0.45
3:A:79:GLN:HB2	3:A:220:LEU:HD13	1.98	0.45

Continued on next page...

Continued from previous page...

Atom-1	Atom-2	Interatomic distance (Å)	Clash overlap (Å)
3:G:217:ILE:CG2	3:G:218:GLU:N	2.78	0.45
3:K:250:ASN:HB3	3:K:349:PHE:CD2	2.51	0.45
3:V:38:LYS:HD3	3:V:205:PHE:CE1	2.49	0.45
3:T:233:TYR:CZ	3:T:287:ILE:HG22	2.51	0.45
3:Q:31:PRO:HD2	3:Q:277:GLN:NE2	2.30	0.45
3:O:87:GLU:HG2	3:O:284:SER:CA	2.33	0.45
3:M:10:VAL:CG1	3:N:266:GLU:HG2	2.46	0.45
3:M:10:VAL:HG13	3:N:266:GLU:HG2	1.98	0.45
3:U:73:TYR:HD2	3:U:210:TYR:OH	1.99	0.45
1:W:81:C:OP1	3:H:323:ARG:NH2	2.44	0.45
3:E:175:THR:O	3:E:176:ALA:O	2.34	0.45
3:V:324:SER:O	3:V:325:LEU:C	2.53	0.45
3:G:253:ALA:C	3:G:255:GLU:N	2.69	0.45
3:P:182:VAL:HB	3:P:190:THR:CG2	2.41	0.45
3:D:71:CYS:O	3:D:74:LEU:HG	2.17	0.45
3:C:84:THR:O	3:C:86:PRO:HD3	2.16	0.45
3:G:194:CYS:C	3:G:196:ASN:N	2.66	0.45
3:S:52:ALA:CA	3:S:126:MET:SD	3.03	0.45
3:R:73:TYR:HD2	3:R:210:TYR:OH	2.00	0.45
3:K:148:TYR:CE1	3:K:199:THR:HG23	2.50	0.45
3:P:367:GLN:HA	3:P:367:GLN:OE1	2.16	0.45
3:U:252:THR:HG22	3:U:253:ALA:N	2.32	0.45
3:M:139:SER:HA	3:M:178:PHE:HD2	1.80	0.45
3:C:34:LYS:O	3:C:35:ASP:HB2	2.16	0.45
3:I:73:TYR:O	3:I:98:ARG:NH1	2.49	0.45
3:R:249:ILE:HG22	3:R:250:ASN:OD1	2.16	0.45
3:R:67:PRO:O	3:R:71:CYS:HB2	2.16	0.45
3:R:87:GLU:C	3:R:89:TRP:H	2.19	0.45
3:V:185:HIS:CB	3:V:189:THR:N	2.79	0.45
3:E:31:PRO:HB3	3:E:289:PHE:CB	2.46	0.45
3:T:69:ASP:C	3:T:71:CYS:N	2.66	0.45
3:Q:206:LEU:HA	3:Q:209:THR:HG23	1.97	0.45
3:L:87:GLU:O	3:L:88:ASP:C	2.53	0.45
3:K:239:LEU:HA	3:K:272:MET:CE	2.46	0.45
3:I:277:GLN:CD	3:I:277:GLN:H	2.19	0.45
3:H:77:ALA:O	3:H:98:ARG:NH1	2.49	0.45
3:E:245:PHE:CG	3:E:312:ILE:HG23	2.51	0.45
3:R:340:VAL:CG2	3:R:416:LEU:HD11	2.34	0.45
3:N:87:GLU:O	3:N:88:ASP:C	2.54	0.45
3:A:33:ILE:HB	3:A:88:ASP:HB2	1.97	0.45
3:D:287:ILE:HG13	3:D:288:HIS:HD2	1.80	0.45

Continued on next page...

Continued from previous page...

Atom-1	Atom-2	Interatomic distance (Å)	Clash overlap (Å)
3:V:54:LYS:O	3:V:56:VAL:N	2.49	0.45
3:E:81:PHE:HB3	3:E:95:VAL:N	2.31	0.45
3:E:176:ALA:C	3:E:178:PHE:H	2.20	0.45
3:B:65:LEU:HB3	3:B:120:TRP:CZ3	2.50	0.45
3:H:417:LYS:N	3:H:420:HIS:HD2	2.12	0.45
3:P:97:ALA:C	3:P:99:LYS:H	2.14	0.45
3:V:10:VAL:CG2	3:V:18:LYS:NZ	2.78	0.45
3:S:99:LYS:HA	3:S:99:LYS:HD3	1.71	0.45
3:R:183:GLU:O	3:R:190:THR:CG2	2.64	0.45
3:B:135:PRO:O	3:B:139:SER:HB2	2.16	0.45
3:H:225:ARG:O	3:H:228:THR:N	2.49	0.45
3:U:103:ILE:N	3:U:103:ILE:HD12	2.31	0.45
3:E:22:ILE:HA	3:E:22:ILE:HD13	1.80	0.45
3:G:153:ILE:N	3:G:153:ILE:HD12	2.31	0.45
3:J:410:MET:HA	3:J:410:MET:CE	2.47	0.45
3:N:360:PHE:N	3:N:360:PHE:CD1	2.85	0.45
3:K:259:TYR:O	3:K:261:PHE:N	2.50	0.45
3:G:299:PRO:HG2	3:G:300:TYR:CE1	2.52	0.45
3:M:242:PHE:O	3:M:246:ILE:HG23	2.16	0.45
3:V:89:TRP:HB3	3:V:90:THR:H	1.48	0.45
3:S:255:GLU:C	3:S:255:GLU:OE1	2.55	0.45
3:U:7:VAL:HG12	3:U:8:PHE:N	2.31	0.45
3:P:249:ILE:HG22	3:P:250:ASN:N	2.31	0.45
3:R:150:LEU:HD11	3:R:169:ILE:HD11	1.97	0.45
3:L:64:LYS:C	3:L:67:PRO:HD2	2.36	0.45
3:G:74:LEU:HD23	3:G:210:TYR:CZ	2.52	0.45
3:G:66:ASP:O	3:G:70:VAL:N	2.42	0.45
3:Q:176:ALA:C	3:Q:178:PHE:H	2.19	0.45
3:V:217:ILE:HG23	3:V:218:GLU:N	2.31	0.45
3:L:282:PRO:CG	3:V:25:GLN:HG2	2.32	0.45
3:U:325:LEU:HA	3:U:325:LEU:HD12	1.68	0.45
3:L:73:TYR:CE2	3:L:210:TYR:HE2	2.35	0.45
3:L:197:TRP:HD1	3:L:198:SER:N	2.11	0.45
3:G:54:LYS:C	3:G:56:VAL:H	2.19	0.45
3:R:47:PRO:HD2	3:R:50:ASN:ND2	2.30	0.45
3:S:190:THR:HG23	3:S:191:HIS:N	2.31	0.45
3:B:63:ALA:O	3:B:197:TRP:CH2	2.56	0.45
3:I:20:GLU:N	3:I:20:GLU:OE1	2.49	0.45
2:X:6:A:H2'	2:X:7:A:O4'	2.15	0.45
3:A:173:PHE:CZ	3:A:224:ILE:HA	2.51	0.45
3:C:197:TRP:HD1	3:C:198:SER:N	2.11	0.45

Continued on next page...

Continued from previous page...

Atom-1	Atom-2	Interatomic distance (Å)	Clash overlap (Å)
3:G:32:ALA:HB2	3:G:277:GLN:NE2	2.31	0.45
3:E:15:VAL:HG12	3:E:16:SER:N	2.31	0.45
3:G:99:LYS:HD3	3:G:99:LYS:HA	1.75	0.45
3:P:326:ASN:HB2	3:P:434:ARG:HD2	1.98	0.45
3:E:84:THR:C	3:E:86:PRO:HD3	2.37	0.45
3:E:255:GLU:OE1	3:E:255:GLU:C	2.55	0.45
3:I:248:GLN:CD	3:I:249:ILE:HG13	2.37	0.45
3:C:163:THR:HG22	3:C:192:LYS:NZ	2.31	0.45
3:P:54:LYS:HD3	3:P:69:ASP:OD2	2.17	0.45
3:B:54:LYS:NZ	3:B:69:ASP:OD2	2.44	0.45
3:B:73:TYR:HD1	3:B:76:ALA:HB3	1.81	0.45
3:Q:175:THR:CG2	3:Q:176:ALA:H	2.29	0.45
3:G:63:ALA:HB3	3:G:65:LEU:CD1	2.33	0.45
3:L:83:GLY:O	3:L:84:THR:HB	2.17	0.45
3:O:340:VAL:CA	3:O:416:LEU:HD11	2.40	0.45
3:Q:53:TYR:CE2	3:Q:65:LEU:HB2	2.50	0.45
3:O:263:LYS:HE2	3:P:358:ARG:HH21	1.81	0.45
3:E:66:ASP:O	3:E:70:VAL:N	2.38	0.45
3:U:11:ASN:OD1	3:U:11:ASN:C	2.55	0.45
3:F:340:VAL:HG22	3:F:416:LEU:CD1	2.47	0.45
3:N:260:PHE:CD1	3:N:260:PHE:N	2.84	0.45
3:D:26:HIS:O	3:D:27:GLU:HB3	2.15	0.45
3:C:156:GLN:C	3:C:158:THR:H	2.18	0.45
3:F:116:VAL:O	3:F:117:GLU:HB2	2.16	0.45
3:D:189:THR:CG2	3:D:192:LYS:CG	2.95	0.45
3:M:66:ASP:O	3:M:70:VAL:N	2.37	0.45
3:R:38:LYS:HE2	3:R:38:LYS:HA	1.99	0.45
3:B:178:PHE:CE1	3:B:223:ALA:HB3	2.49	0.45
3:G:286:PHE:O	3:G:288:HIS:N	2.49	0.45
3:P:206:LEU:O	3:P:207:ALA:C	2.54	0.45
3:E:89:TRP:HB3	3:E:90:THR:H	1.66	0.45
3:K:284:SER:O	3:K:287:ILE:HG12	2.17	0.45
3:J:77:ALA:O	3:J:98:ARG:NH2	2.49	0.45
3:L:73:TYR:O	3:L:74:LEU:C	2.55	0.45
3:L:73:TYR:C	3:L:75:ALA:N	2.69	0.45
3:G:52:ALA:CA	3:G:126:MET:SD	3.04	0.45
3:J:54:LYS:CE	3:J:140:LEU:HD23	2.42	0.45
3:U:32:ALA:HB2	3:U:277:GLN:HE22	1.82	0.45
3:U:35:ASP:O	3:U:36:LEU:HG	2.17	0.45
3:N:81:PHE:CZ	3:N:85:CYS:HB2	2.51	0.45
3:F:180:LYS:HZ1	3:F:184:HIS:HD2	1.63	0.45

Continued on next page...

Continued from previous page...

Atom-1	Atom-2	Interatomic distance (Å)	Clash overlap (Å)
3:F:56:VAL:HG11	3:F:123:THR:OG1	2.17	0.45
3:K:134:VAL:HB	3:K:135:PRO:HD3	1.98	0.45
3:I:38:LYS:CA	3:I:38:LYS:HE2	2.45	0.45
3:S:52:ALA:HB1	3:S:126:MET:SD	2.56	0.45
3:D:240:VAL:HA	3:D:243:THR:CG2	2.47	0.45
3:H:403:GLU:HG3	3:I:357:ARG:HH12	1.80	0.45
2:X:68:A:H2'	2:X:69:A:C8	2.51	0.45
3:D:326:ASN:HB2	3:D:434:ARG:HD2	1.97	0.45
3:M:116:VAL:O	3:M:117:GLU:HG3	2.17	0.45
3:E:336:HIS:O	3:E:339:SER:OG	2.27	0.45
3:S:361:ARG:N	3:S:365:GLU:OE1	2.48	0.45
3:N:162:LYS:O	3:N:165:ILE:HG12	2.17	0.45
3:K:10:VAL:HG12	3:K:11:ASN:H	1.81	0.45
3:D:93:GLY:O	3:D:94:ILE:HG23	2.16	0.45
3:H:7:VAL:HG12	3:H:9:LYS:HE3	1.99	0.45
3:K:253:ALA:O	3:K:254:ARG:HG2	2.17	0.45
3:U:169:ILE:HG22	3:U:226:VAL:HG12	1.97	0.45
3:I:250:ASN:HB3	3:I:349:PHE:CD2	2.51	0.45
3:O:225:ARG:HA	3:O:228:THR:OG1	2.17	0.45
3:N:54:LYS:O	3:N:56:VAL:N	2.49	0.45
3:V:250:ASN:N	3:V:250:ASN:OD1	2.49	0.45
3:F:248:GLN:O	3:F:250:ASN:O	2.35	0.45
3:S:20:GLU:O	3:S:21:ILE:C	2.55	0.45
3:Q:31:PRO:HB3	3:Q:289:PHE:HB2	1.98	0.45
3:N:220:LEU:HB3	3:N:221:TYR:H	1.63	0.45
3:O:87:GLU:OE2	3:O:284:SER:C	2.55	0.45
3:H:56:VAL:HG11	3:H:123:THR:OG1	2.17	0.45
3:H:98:ARG:HA	3:H:213:PHE:CD1	2.51	0.45
3:K:98:ARG:HA	3:K:213:PHE:CD1	2.51	0.45
3:M:73:TYR:CG	3:M:141:VAL:HG21	2.52	0.45
3:O:98:ARG:HA	3:O:213:PHE:CD1	2.50	0.45
3:T:189:THR:HG22	3:T:192:LYS:CB	2.46	0.45
3:L:79:GLN:HG2	3:L:218:GLU:HB3	1.97	0.45
3:S:51:LYS:HA	3:S:54:LYS:CE	2.46	0.45
3:Q:366:LEU:HD23	3:Q:370:GLU:OE1	2.16	0.45
3:R:50:ASN:N	3:R:50:ASN:ND2	2.59	0.45
3:D:54:LYS:HD2	3:D:144:LEU:HD11	1.99	0.45
3:A:64:LYS:C	3:A:67:PRO:HD2	2.37	0.45
3:C:81:PHE:HB3	3:C:94:ILE:HA	1.97	0.45
3:H:232:ALA:C	3:H:234:GLU:N	2.70	0.45
3:T:156:GLN:C	3:T:158:THR:N	2.70	0.45

Continued on next page...

Continued from previous page...

Atom-1	Atom-2	Interatomic distance (Å)	Clash overlap (Å)
3:R:211:ASP:HB3	3:R:288:HIS:CE1	2.52	0.45
3:J:350:PHE:CE1	3:J:423:ARG:NH2	2.84	0.45
1:W:22:C:P	3:D:168:ARG:HH22	2.39	0.45
3:L:99:LYS:HD3	3:L:99:LYS:HA	1.63	0.45
3:G:133:THR:OG1	3:G:135:PRO:HD2	2.17	0.45
2:X:84:A:OP2	3:N:161:TYR:OH	2.20	0.45
3:E:18:LYS:HA	3:E:19:PRO:HD3	1.81	0.45
3:K:260:PHE:N	3:K:260:PHE:CD1	2.85	0.45
3:Q:360:PHE:CD1	3:Q:360:PHE:N	2.84	0.45
3:D:145:LEU:HD22	3:D:207:ALA:HA	1.98	0.45
3:C:132:PRO:HG2	3:C:137:HIS:HE1	1.81	0.45
3:J:134:VAL:HA	3:J:137:HIS:HB2	1.99	0.45
3:O:434:ARG:HB3	3:O:435:PRO:HD2	1.97	0.45
3:M:51:LYS:O	3:M:55:SER:HB2	2.17	0.45
3:D:173:PHE:CZ	3:D:224:ILE:HA	2.51	0.45
3:N:249:ILE:HG22	3:N:250:ASN:OD1	2.17	0.45
3:C:340:VAL:HG13	3:C:416:LEU:HD12	1.98	0.45
3:Q:77:ALA:HB1	3:Q:220:LEU:CD2	2.47	0.45
3:F:216:ARG:CD	3:F:216:ARG:C	2.85	0.45
3:P:69:ASP:C	3:P:71:CYS:N	2.68	0.45
3:T:80:PHE:HA	3:T:95:VAL:HA	1.99	0.45
3:B:140:LEU:O	3:B:141:VAL:C	2.55	0.45
3:L:176:ALA:CB	3:L:177:PRO:CD	2.88	0.45
3:B:340:VAL:CB	3:B:416:LEU:HD11	2.47	0.45
3:E:33:ILE:HB	3:E:88:ASP:HB3	1.98	0.45
3:H:134:VAL:C	3:H:136:GLU:H	2.20	0.45
3:H:240:VAL:HA	3:H:243:THR:HG22	1.99	0.45
3:E:156:GLN:C	3:E:158:THR:N	2.69	0.45
3:F:197:TRP:HD1	3:F:198:SER:N	2.13	0.45
3:N:334:ALA:O	3:N:338:MET:HG2	2.17	0.45
3:M:311:LEU:O	3:M:312:ILE:C	2.54	0.45
3:S:260:PHE:CD1	3:S:260:PHE:N	2.85	0.45
3:Q:222:SER:C	3:Q:224:ILE:N	2.70	0.45
3:A:258:LEU:HD13	3:K:8:PHE:HD2	1.76	0.45
3:I:253:ALA:O	3:I:254:ARG:HG2	2.16	0.45
3:B:38:LYS:HG3	3:B:292:LEU:HB3	1.97	0.45
3:C:36:LEU:HA	3:C:89:TRP:CH2	2.51	0.45
3:K:189:THR:HG23	3:K:192:LYS:HB3	1.92	0.45
3:Q:74:LEU:HD22	3:Q:98:ARG:CB	2.44	0.45
3:Q:175:THR:CG2	3:Q:176:ALA:N	2.80	0.45
3:V:73:TYR:C	3:V:75:ALA:N	2.67	0.45

Continued on next page...

Continued from previous page...

Atom-1	Atom-2	Interatomic distance (Å)	Clash overlap (Å)
3:V:57:LEU:HD21	3:V:190:THR:O	2.16	0.45
3:G:34:LYS:O	3:G:35:ASP:HB2	2.17	0.45
3:N:20:GLU:CD	3:N:20:GLU:N	2.70	0.45
3:R:194:CYS:O	3:R:196:ASN:N	2.49	0.45
3:B:324:SER:O	3:B:325:LEU:C	2.55	0.45
3:T:222:SER:C	3:T:224:ILE:N	2.70	0.45
3:O:56:VAL:HG12	3:O:59:GLY:HA3	1.97	0.45
3:F:190:THR:CG2	3:F:191:HIS:N	2.80	0.45
3:Q:81:PHE:CG	3:Q:82:GLU:N	2.84	0.45
3:A:266:GLU:OE2	3:B:358:ARG:HD2	2.17	0.45
3:I:39:PRO:HA	3:I:102:LYS:O	2.17	0.45
3:R:81:PHE:HD1	3:R:96:ILE:HD11	1.82	0.45
3:C:219:HIS:HA	3:C:222:SER:HB3	1.99	0.45
2:X:19:C:O4'	2:X:19:C:O2	2.34	0.45
3:C:171:GLN:O	3:C:175:THR:HG22	2.16	0.45
3:P:267:GLU:O	3:P:270:ARG:HB3	2.17	0.45
2:X:13:C:H2'	2:X:14:A:O4'	2.17	0.45
2:X:52:A:H2'	2:X:53:A:O4'	2.17	0.45
3:R:295:SER:OG	3:R:296:GLY:N	2.50	0.45
3:C:253:ALA:C	3:C:255:GLU:N	2.70	0.45
3:C:69:ASP:C	3:C:71:CYS:N	2.70	0.45
1:W:63:C:C2	3:J:323:ARG:HG2	2.52	0.45
3:Q:73:TYR:O	3:Q:76:ALA:N	2.50	0.45
3:T:54:LYS:C	3:T:56:VAL:N	2.70	0.45
3:T:252:THR:HG22	3:T:253:ALA:N	2.32	0.45
3:S:248:GLN:O	3:S:250:ASN:O	2.35	0.45
3:A:30:TYR:CB	3:A:277:GLN:NE2	2.79	0.45
3:U:98:ARG:NH2	3:U:220:LEU:HD23	2.32	0.45
3:Q:53:TYR:HB2	3:Q:121:ALA:O	2.17	0.45
3:D:74:LEU:HD12	3:D:99:LYS:HE3	1.99	0.45
3:B:65:LEU:HD21	3:B:119:ASN:C	2.37	0.45
3:T:31:PRO:C	3:T:32:ALA:O	2.54	0.45
3:U:290:ARG:HD2	3:U:295:SER:HB2	1.98	0.45
3:F:53:TYR:CD1	3:F:121:ALA:O	2.67	0.45
3:F:66:ASP:HB2	3:F:67:PRO:CD	2.47	0.45
3:T:308:VAL:O	3:T:309:PHE:C	2.55	0.45
3:E:69:ASP:C	3:E:71:CYS:H	2.20	0.45
3:M:151:SER:OG	3:M:198:SER:HA	2.17	0.45
3:N:417:LYS:H	3:N:420:HIS:CD2	2.32	0.45
3:F:278:GLU:O	3:F:280:ALA:N	2.50	0.45
1:W:22:C:OP1	3:D:168:ARG:NH2	2.50	0.45

Continued on next page...

Continued from previous page...

Atom-1	Atom-2	Interatomic distance (Å)	Clash overlap (Å)
3:A:357:ARG:NH1	3:K:403:GLU:HG3	2.32	0.45
1:W:43:A:H2'	1:W:44:C:O4'	2.17	0.45
3:T:144:LEU:HA	3:T:144:LEU:HD23	1.77	0.45
3:T:126:MET:HG2	3:T:127:GLU:N	2.31	0.45
3:T:132:PRO:HG2	3:T:137:HIS:HE1	1.81	0.45
2:X:37:A:N6	3:S:157:ASN:HD22	2.15	0.45
3:T:260:PHE:HB3	3:T:265:PHE:CD2	2.51	0.45
3:S:102:LYS:C	3:S:103:ILE:HD12	2.36	0.45
3:P:8:PHE:HD1	3:P:20:GLU:OE2	2.00	0.45
3:P:172:ILE:HD11	3:P:226:VAL:HG11	1.99	0.45
3:U:225:ARG:O	3:U:228:THR:N	2.50	0.45
3:O:176:ALA:O	3:O:178:PHE:N	2.50	0.45
3:M:249:ILE:CG2	3:M:250:ASN:N	2.74	0.45
3:R:74:LEU:HD22	3:R:98:ARG:HB3	1.98	0.45
3:J:262:HIS:CE1	3:K:251:LEU:CD2	3.00	0.45
3:T:81:PHE:HE2	3:T:84:THR:HA	1.82	0.45
3:B:77:ALA:CB	3:B:98:ARG:NH2	2.80	0.45
3:V:73:TYR:O	3:V:74:LEU:C	2.55	0.45
3:I:54:LYS:NZ	3:I:69:ASP:CG	2.70	0.45
3:O:38:LYS:HE2	3:O:39:PRO:HD2	1.97	0.45
3:E:246:ILE:CG1	3:E:247:LYS:N	2.70	0.45
3:Q:410:MET:CA	3:Q:410:MET:CE	2.87	0.45
3:G:311:LEU:O	3:G:315:VAL:HG23	2.17	0.45
3:D:197:TRP:HD1	3:D:198:SER:O	1.99	0.45
3:E:189:THR:HB	3:E:193:MET:CG	2.39	0.45
3:L:268:GLU:CB	3:L:305:VAL:HG23	2.43	0.45
2:X:6:A:C8	2:X:7:A:O4'	2.70	0.45
3:H:206:LEU:O	3:H:207:ALA:C	2.54	0.45
3:D:33:ILE:HD12	3:D:88:ASP:HB2	1.97	0.45
3:Q:156:GLN:C	3:Q:158:THR:N	2.69	0.45
3:P:150:LEU:HA	3:P:153:ILE:HD13	1.98	0.45
3:D:239:LEU:HD12	3:D:239:LEU:O	2.16	0.45
3:T:278:GLU:HB3	3:T:281:VAL:HG21	1.98	0.45
3:Q:79:GLN:HG3	3:Q:80:PHE:N	2.32	0.45
3:U:363:GLU:O	3:U:367:GLN:HG2	2.17	0.45
3:C:80:PHE:N	3:C:80:PHE:CD2	2.85	0.45
2:X:16:A:H2'	2:X:17:C:O4'	2.17	0.45
3:R:9:LYS:NZ	3:T:363:GLU:H	2.14	0.45
3:L:255:GLU:HB2	3:V:8:PHE:HZ	1.78	0.44
3:M:189:THR:O	3:M:193:MET:CB	2.56	0.44
3:C:177:PRO:HB2	3:C:221:TYR:CE2	2.52	0.44

Continued on next page...

Continued from previous page...

Atom-1	Atom-2	Interatomic distance (Å)	Clash overlap (Å)
3:I:73:TYR:O	3:I:74:LEU:C	2.54	0.44
3:A:98:ARG:HG3	3:A:213:PHE:CG	2.52	0.44
3:F:249:ILE:CG2	3:F:250:ASN:OD1	2.56	0.44
3:Q:39:PRO:HA	3:Q:102:LYS:O	2.17	0.44
3:F:169:ILE:HA	3:F:172:ILE:HD11	1.99	0.44
3:L:30:TYR:HB3	3:L:277:GLN:HE21	1.79	0.44
3:U:98:ARG:HA	3:U:213:PHE:CD1	2.52	0.44
3:S:35:ASP:CA	3:S:89:TRP:HE1	2.27	0.44
3:S:134:VAL:HB	3:S:135:PRO:HD3	1.99	0.44
3:C:8:PHE:CZ	3:D:255:GLU:CA	2.97	0.44
3:O:60:MET:O	3:O:61:SER:HB3	2.17	0.44
3:O:249:ILE:HG21	3:O:319:MET:CE	2.44	0.44
3:L:327:ALA:O	3:L:437:SER:HA	2.17	0.44
3:J:206:LEU:CA	3:J:209:THR:HG22	2.44	0.44
3:H:67:PRO:HA	3:H:206:LEU:CD1	2.46	0.44
3:N:211:ASP:OD2	3:N:288:HIS:HE1	2.00	0.44
3:Q:236:CYS:C	3:Q:238:GLY:N	2.69	0.44
3:V:81:PHE:CE2	3:V:84:THR:HA	2.52	0.44
3:T:42:THR:O	3:T:43:LEU:C	2.54	0.44
3:A:173:PHE:CE2	3:A:224:ILE:HA	2.52	0.44
3:H:406:TYR:CE2	3:H:410:MET:HG3	2.52	0.44
3:V:12:ASN:HB3	3:V:13:GLN:NE2	2.32	0.44
3:U:153:ILE:HD12	3:U:153:ILE:H	1.81	0.44
3:B:299:PRO:HG2	3:B:300:TYR:CE1	2.52	0.44
3:S:84:THR:C	3:S:86:PRO:HD3	2.37	0.44
3:P:326:ASN:HD22	3:P:431:HIS:HE1	1.65	0.44
3:K:17:LEU:O	3:K:17:LEU:HD12	2.17	0.44
3:N:341:LEU:HG	3:N:345:LEU:HD22	1.98	0.44
3:J:311:LEU:O	3:J:315:VAL:HG23	2.17	0.44
3:I:8:PHE:CD2	3:J:257:ILE:HB	2.52	0.44
3:Q:253:ALA:C	3:Q:254:ARG:HG2	2.37	0.44
3:O:176:ALA:C	3:O:178:PHE:N	2.69	0.44
3:O:223:ALA:O	3:O:226:VAL:CG2	2.66	0.44
3:B:175:THR:C	3:B:176:ALA:O	2.55	0.44
3:S:184:HIS:CD2	3:S:184:HIS:H	2.33	0.44
3:N:206:LEU:HA	3:N:209:THR:CG2	2.47	0.44
3:Q:233:TYR:CZ	3:Q:287:ILE:HG22	2.52	0.44
3:T:249:ILE:CG2	3:T:250:ASN:N	2.71	0.44
3:I:225:ARG:O	3:I:227:GLY:N	2.50	0.44
3:U:185:HIS:CB	3:U:189:THR:N	2.77	0.44
3:J:364:LYS:O	3:J:367:GLN:HB2	2.17	0.44

Continued on next page...

Continued from previous page...

Atom-1	Atom-2	Interatomic distance (Å)	Clash overlap (Å)
3:G:54:LYS:CE	3:G:140:LEU:CD2	2.92	0.44
3:D:255:GLU:C	3:D:255:GLU:OE1	2.56	0.44
2:X:73:C:N3	3:O:157:ASN:HB2	2.33	0.44
3:E:206:LEU:O	3:E:207:ALA:C	2.55	0.44
3:B:9:LYS:HZ3	3:D:363:GLU:H	1.64	0.44
3:F:144:LEU:O	3:F:147:LEU:HB2	2.18	0.44
3:R:214:PHE:CG	3:R:222:SER:HA	2.51	0.44
3:V:12:ASN:HB3	3:V:13:GLN:CD	2.37	0.44
3:I:231:THR:O	3:I:232:ALA:O	2.36	0.44
3:P:269:ILE:HG13	3:Q:359:PHE:CE2	2.51	0.44
3:G:232:ALA:C	3:G:234:GLU:N	2.70	0.44
3:O:99:LYS:HD3	3:O:99:LYS:HA	1.82	0.44
3:R:217:ILE:HG22	3:R:218:GLU:N	2.33	0.44
3:F:441:PHE:C	3:F:441:PHE:CD2	2.91	0.44
3:A:119:ASN:O	3:A:119:ASN:ND2	2.50	0.44
3:D:403:GLU:HG3	3:E:357:ARG:HH12	1.82	0.44
3:H:236:CYS:O	3:H:237:SER:C	2.56	0.44
3:T:153:ILE:CG1	3:T:161:TYR:HE2	2.30	0.44
3:S:281:VAL:HA	3:S:282:PRO:HD3	1.79	0.44
3:F:59:GLY:O	3:F:61:SER:N	2.50	0.44
3:J:253:ALA:C	3:J:255:GLU:N	2.67	0.44
3:Q:11:ASN:C	3:Q:11:ASN:OD1	2.55	0.44
3:I:176:ALA:CB	3:I:177:PRO:CD	2.78	0.44
3:M:248:GLN:HG2	3:M:249:ILE:HG13	1.98	0.44
3:C:416:LEU:H	3:C:416:LEU:HD12	1.83	0.44
3:R:248:GLN:HG2	3:R:249:ILE:H	1.82	0.44
3:K:65:LEU:HD21	3:K:119:ASN:HB3	1.99	0.44
3:U:69:ASP:C	3:U:71:CYS:N	2.69	0.44
3:N:67:PRO:O	3:N:71:CYS:HB3	2.17	0.44
3:B:252:THR:HG22	3:B:253:ALA:H	1.81	0.44
3:M:50:ASN:N	3:M:50:ASN:ND2	2.60	0.44
3:L:216:ARG:HG2	3:L:216:ARG:NH1	2.31	0.44
3:E:76:ALA:O	3:E:77:ALA:HB2	2.17	0.44
3:D:137:HIS:O	3:D:140:LEU:N	2.50	0.44
3:D:53:TYR:CD2	3:D:54:LYS:N	2.86	0.44
3:A:50:ASN:ND2	3:A:50:ASN:N	2.61	0.44
3:C:410:MET:CA	3:C:410:MET:HE3	2.45	0.44
3:H:264:ASN:HD21	3:I:251:LEU:CD2	2.30	0.44
1:W:61:A:H8	1:W:61:A:H5"	1.82	0.44
1:W:73:C:C5	3:I:157:ASN:HB2	2.51	0.44
3:V:281:VAL:HA	3:V:282:PRO:HD3	1.81	0.44

Continued on next page...

Continued from previous page...

Atom-1	Atom-2	Interatomic distance (Å)	Clash overlap (Å)
3:M:81:PHE:CG	3:M:82:GLU:N	2.85	0.44
3:N:344:TYR:CD2	3:N:409:ILE:HG12	2.53	0.44
3:V:17:LEU:HD12	3:V:17:LEU:C	2.37	0.44
3:N:299:PRO:HG2	3:N:300:TYR:CE1	2.52	0.44
3:G:326:ASN:HA	3:G:437:SER:HB2	1.98	0.44
3:B:434:ARG:HB3	3:B:435:PRO:HD2	1.98	0.44
3:H:363:GLU:O	3:H:367:GLN:HG2	2.17	0.44
3:L:253:ALA:C	3:L:255:GLU:N	2.69	0.44
3:M:176:ALA:CB	3:M:177:PRO:CD	2.66	0.44
3:J:20:GLU:HB3	3:K:273:PHE:CE2	2.52	0.44
3:I:73:TYR:CD1	3:I:76:ALA:HB3	2.52	0.44
3:R:37:LYS:HG3	3:R:89:TRP:CE3	2.52	0.44
3:V:189:THR:CG2	3:V:192:LYS:CB	2.78	0.44
3:Q:54:LYS:O	3:Q:56:VAL:N	2.50	0.44
3:K:65:LEU:HD23	3:K:120:TRP:H	1.83	0.44
3:F:248:GLN:HE21	3:F:248:GLN:HB3	1.50	0.44
3:Q:286:PHE:HA	3:Q:289:PHE:HB3	1.99	0.44
3:K:168:ARG:O	3:K:172:ILE:HG23	2.18	0.44
3:S:169:ILE:HG22	3:S:226:VAL:HG11	2.00	0.44
3:E:245:PHE:HB2	3:E:312:ILE:CG2	2.48	0.44
3:M:73:TYR:CD2	3:M:141:VAL:HG21	2.52	0.44
3:G:319:MET:HB2	3:G:319:MET:HE3	1.82	0.44
3:S:54:LYS:HD3	3:S:69:ASP:CG	2.38	0.44
3:E:27:GLU:O	3:E:28:TYR:CG	2.71	0.44
3:B:50:ASN:C	3:B:52:ALA:N	2.70	0.44
3:Q:239:LEU:HA	3:Q:272:MET:CE	2.47	0.44
3:I:134:VAL:HB	3:I:135:PRO:HD3	1.99	0.44
3:F:410:MET:CE	3:F:410:MET:CA	2.94	0.44
3:E:225:ARG:O	3:E:228:THR:N	2.51	0.44
3:J:216:ARG:HG3	3:J:217:ILE:HD12	2.00	0.44
3:R:225:ARG:HA	3:R:228:THR:OG1	2.18	0.44
3:Q:247:LYS:HB2	3:Q:247:LYS:HE3	1.71	0.44
3:M:222:SER:C	3:M:224:ILE:H	2.21	0.44
3:D:310:ASN:O	3:D:314:PHE:HD1	2.00	0.44
3:N:46:ALA:HA	3:N:47:PRO:HD3	1.71	0.44
3:P:18:LYS:HA	3:P:19:PRO:HD3	1.84	0.44
3:T:366:LEU:HD23	3:T:366:LEU:O	2.18	0.44
3:I:44:GLY:HA2	3:I:117:GLU:N	2.32	0.44
3:N:363:GLU:O	3:N:367:GLN:HG2	2.17	0.44
3:A:255:GLU:HA	3:K:8:PHE:HE2	1.62	0.44
3:M:134:VAL:O	3:M:137:HIS:HB2	2.17	0.44

Continued on next page...

Continued from previous page...

Atom-1	Atom-2	Interatomic distance (Å)	Clash overlap (Å)
3:V:287:ILE:HG13	3:V:288:HIS:CD2	2.53	0.44
3:J:178:PHE:CE1	3:J:223:ALA:HB3	2.51	0.44
3:U:225:ARG:O	3:U:226:VAL:C	2.56	0.44
3:N:249:ILE:HG21	3:N:319:MET:HE1	1.99	0.44
3:M:57:LEU:CD2	3:M:57:LEU:C	2.85	0.44
3:L:56:VAL:CG1	3:L:123:THR:OG1	2.65	0.44
3:U:52:ALA:O	3:U:53:TYR:C	2.56	0.44
3:P:74:LEU:HD21	3:P:210:TYR:CE1	2.52	0.44
3:P:74:LEU:HA	3:P:98:ARG:HD3	2.00	0.44
3:L:289:PHE:CD1	3:L:289:PHE:C	2.91	0.44
3:U:148:TYR:CE1	3:U:199:THR:HG23	2.53	0.44
3:L:189:THR:O	3:L:190:THR:C	2.56	0.44
3:H:97:ALA:O	3:H:99:LYS:N	2.46	0.44
3:N:33:ILE:HD12	3:N:88:ASP:HB2	1.99	0.44
3:N:37:LYS:HG3	3:N:89:TRP:CE3	2.52	0.44
3:U:98:ARG:HG3	3:U:213:PHE:CG	2.52	0.44
3:D:253:ALA:C	3:D:255:GLU:N	2.71	0.44
3:L:336:HIS:O	3:L:340:VAL:HG23	2.18	0.44
3:U:416:LEU:CD1	3:U:416:LEU:H	2.29	0.44
3:U:286:PHE:HA	3:U:289:PHE:HB3	1.98	0.44
2:X:72:C:H4'	2:X:73:C:OP1	2.18	0.44
1:W:12:A:O2'	1:W:13:C:H5'	2.18	0.44
3:C:235:ASP:CB	3:C:290:ARG:HG2	2.47	0.44
3:B:15:VAL:CG1	3:B:16:SER:N	2.80	0.44
3:T:278:GLU:HB3	3:T:281:VAL:HB	1.99	0.44
3:K:156:GLN:C	3:K:158:THR:N	2.70	0.44
3:T:246:ILE:CG1	3:T:247:LYS:N	2.80	0.44
3:U:100:GLY:C	3:U:101:ASP:OD2	2.56	0.44
3:C:101:ASP:N	3:C:101:ASP:OD2	2.50	0.44
3:O:421:ILE:O	3:O:422:ARG:C	2.56	0.44
3:C:98:ARG:HG3	3:C:213:PHE:CD1	2.52	0.44
3:L:315:VAL:O	3:L:319:MET:HE2	2.18	0.44
3:L:134:VAL:HB	3:L:135:PRO:HD3	2.00	0.44
3:V:205:PHE:C	3:V:205:PHE:CD2	2.91	0.44
3:S:168:ARG:O	3:S:172:ILE:HG23	2.17	0.44
3:S:173:PHE:HE2	3:S:224:ILE:HG12	1.82	0.44
3:J:74:LEU:O	3:J:97:ALA:HB1	2.18	0.44
3:U:35:ASP:HA	3:U:89:TRP:NE1	2.33	0.44
3:F:180:LYS:NZ	3:F:184:HIS:HD2	2.15	0.44
3:H:189:THR:HG22	3:H:192:LYS:CB	2.45	0.44
3:V:66:ASP:O	3:V:67:PRO:C	2.55	0.44

Continued on next page...

Continued from previous page...

Atom-1	Atom-2	Interatomic distance (Å)	Clash overlap (Å)
3:N:62:ALA:HB3	3:N:197:TRP:CZ3	2.52	0.44
3:O:6:ILE:HG13	3:O:7:VAL:N	2.31	0.44
3:R:344:TYR:CD2	3:R:409:ILE:HG12	2.52	0.44
3:O:50:ASN:H	3:O:50:ASN:HD22	1.66	0.44
3:A:357:ARG:HB2	3:A:369:TYR:CE2	2.53	0.44
3:N:303:ASN:N	3:N:303:ASN:OD1	2.50	0.44
3:V:421:ILE:O	3:V:422:ARG:C	2.55	0.44
3:G:163:THR:HG22	3:G:192:LYS:HZ2	1.82	0.44
3:U:8:PHE:HE1	3:V:254:ARG:HG3	1.82	0.44
3:C:206:LEU:HA	3:C:209:THR:CG2	2.48	0.44
3:B:205:PHE:O	3:B:209:THR:HG22	2.18	0.44
1:W:66:A:O2'	1:W:67:C:H5''	2.17	0.44
3:C:248:GLN:HG2	3:C:249:ILE:HG13	1.99	0.44
3:M:322:VAL:O	3:M:323:ARG:C	2.56	0.44
3:R:71:CYS:O	3:R:74:LEU:HG	2.17	0.44
3:E:284:SER:OG	3:E:286:PHE:HB3	2.18	0.44
3:U:249:ILE:CG2	3:U:250:ASN:N	2.80	0.44
1:W:1:C:H5'	1:W:99:C:O3'	2.17	0.44
3:U:183:GLU:N	3:U:190:THR:HG21	2.32	0.44
3:Q:232:ALA:C	3:Q:234:GLU:N	2.64	0.44
3:A:340:VAL:CA	3:A:416:LEU:HD11	2.41	0.44
3:H:66:ASP:N	3:H:66:ASP:OD1	2.50	0.44
3:B:289:PHE:CG	3:B:290:ARG:N	2.86	0.44
3:V:27:GLU:OE1	3:V:27:GLU:O	2.36	0.44
1:W:85:C:P	3:H:168:ARG:HH22	2.40	0.44
3:M:80:PHE:HA	3:M:95:VAL:HG22	1.99	0.44
3:V:240:VAL:HA	3:V:243:THR:HG22	1.99	0.44
3:R:27:GLU:O	3:R:28:TYR:CD1	2.70	0.44
3:I:311:LEU:O	3:I:315:VAL:HG23	2.17	0.44
3:P:218:GLU:HG2	3:P:219:HIS:N	2.33	0.44
3:C:47:PRO:HB2	3:C:48:ASP:H	1.46	0.44
3:A:254:ARG:HD2	3:K:20:GLU:HB2	1.99	0.44
3:V:8:PHE:CD1	3:V:8:PHE:N	2.85	0.44
3:C:253:ALA:C	3:C:255:GLU:H	2.19	0.44
3:H:176:ALA:CB	3:H:177:PRO:CD	2.71	0.44
3:K:255:GLU:O	3:K:258:LEU:HB2	2.18	0.44
3:J:326:ASN:HA	3:J:437:SER:HB2	2.00	0.44
3:T:77:ALA:N	3:T:98:ARG:HH12	2.16	0.44
3:P:169:ILE:HA	3:P:172:ILE:HD11	1.99	0.44
3:L:5:LYS:O	3:L:5:LYS:HD3	2.18	0.44
3:G:217:ILE:HG22	3:G:218:GLU:N	2.32	0.44

Continued on next page...

Continued from previous page...

Atom-1	Atom-2	Interatomic distance (Å)	Clash overlap (Å)
3:K:308:VAL:O	3:K:309:PHE:C	2.56	0.44
3:V:54:LYS:HD2	3:V:144:LEU:HD11	2.00	0.44
3:R:313:HIS:O	3:R:314:PHE:C	2.56	0.44
3:U:32:ALA:H	3:U:277:GLN:NE2	2.11	0.44
3:F:235:ASP:CB	3:F:290:ARG:HG2	2.47	0.44
3:I:20:GLU:O	3:I:22:ILE:N	2.51	0.44
3:B:52:ALA:O	3:B:53:TYR:C	2.55	0.44
3:T:32:ALA:HB2	3:T:277:GLN:HE22	1.81	0.44
3:H:81:PHE:CG	3:H:82:GLU:N	2.86	0.44
3:F:69:ASP:C	3:F:71:CYS:N	2.71	0.44
3:H:262:HIS:ND1	3:H:263:LYS:N	2.65	0.44
3:N:416:LEU:H	3:N:416:LEU:CD1	2.31	0.44
3:D:32:ALA:HB2	3:D:277:GLN:NE2	2.33	0.44
3:J:22:ILE:HD13	3:J:22:ILE:HA	1.70	0.44
3:B:341:LEU:HD12	3:B:341:LEU:O	2.18	0.44
3:J:260:PHE:N	3:J:260:PHE:CD1	2.86	0.44
3:C:59:GLY:O	3:C:61:SER:N	2.51	0.44
3:Q:8:PHE:CD2	3:R:258:LEU:HD13	2.53	0.44
3:M:134:VAL:HB	3:M:135:PRO:CD	2.46	0.44
3:C:73:TYR:CE1	3:C:77:ALA:HB3	2.53	0.44
3:J:173:PHE:CZ	3:J:224:ILE:HA	2.53	0.44
3:U:222:SER:C	3:U:224:ILE:N	2.67	0.44
3:Q:97:ALA:O	3:Q:99:LYS:N	2.44	0.44
3:U:65:LEU:N	3:U:65:LEU:HD12	2.32	0.44
3:P:54:LYS:C	3:P:56:VAL:H	2.21	0.44
3:F:246:ILE:HG13	3:F:247:LYS:N	2.32	0.44
3:L:31:PRO:HB3	3:L:289:PHE:HB2	2.00	0.44
3:V:76:ALA:O	3:V:77:ALA:HB2	2.18	0.44
3:G:278:GLU:HB2	3:G:284:SER:HB2	2.00	0.44
3:A:171:GLN:O	3:A:174:GLU:HG3	2.18	0.44
3:L:73:TYR:CD2	3:L:141:VAL:HG11	2.53	0.44
3:S:64:LYS:C	3:S:67:PRO:HD2	2.38	0.44
3:D:417:LYS:N	3:D:420:HIS:HD2	2.06	0.44
3:F:128:LEU:CD1	3:F:130:ARG:HE	2.23	0.44
3:A:206:LEU:CA	3:A:209:THR:HG22	2.42	0.44
3:S:340:VAL:HG13	3:S:416:LEU:CD1	2.48	0.44
3:S:197:TRP:CD1	3:S:198:SER:O	2.71	0.44
3:E:347:GLU:HB2	3:E:420:HIS:CE1	2.52	0.44
3:F:67:PRO:O	3:F:71:CYS:HB2	2.18	0.44
3:L:222:SER:C	3:L:224:ILE:H	2.20	0.44
3:E:66:ASP:O	3:E:69:ASP:N	2.51	0.44

Continued on next page...

Continued from previous page...

Atom-1	Atom-2	Interatomic distance (Å)	Clash overlap (Å)
3:F:219:HIS:CD2	3:F:222:SER:OG	2.71	0.44
3:F:51:LYS:O	3:F:55:SER:CB	2.64	0.44
3:T:335:PRO:O	3:T:336:HIS:C	2.54	0.44
3:V:333:CYS:O	3:V:334:ALA:C	2.55	0.44
3:S:260:PHE:HD1	3:S:260:PHE:N	2.16	0.44
3:C:132:PRO:HG2	3:C:137:HIS:CE1	2.53	0.44
3:P:189:THR:HB	3:P:193:MET:HG2	1.99	0.43
3:L:254:ARG:O	3:V:8:PHE:CZ	2.71	0.43
3:T:6:ILE:HD12	3:T:7:VAL:HG23	2.00	0.43
3:B:190:THR:HG23	3:B:191:HIS:N	2.33	0.43
3:J:221:TYR:O	3:J:223:ALA:N	2.51	0.43
3:P:169:ILE:HA	3:P:172:ILE:CD1	2.49	0.43
3:P:176:ALA:C	3:P:178:PHE:N	2.71	0.43
3:M:206:LEU:HA	3:M:209:THR:HG22	1.97	0.43
3:A:248:GLN:HB3	3:A:248:GLN:HE21	1.50	0.43
3:G:75:ALA:O	3:G:77:ALA:N	2.51	0.43
3:S:189:THR:O	3:S:193:MET:N	2.51	0.43
3:T:69:ASP:O	3:T:70:VAL:C	2.56	0.43
3:N:54:LYS:HG3	3:N:140:LEU:HD21	2.00	0.43
3:N:73:TYR:CE2	3:N:210:TYR:HE2	2.36	0.43
3:V:74:LEU:HD23	3:V:210:TYR:CZ	2.53	0.43
3:L:178:PHE:HE1	3:L:223:ALA:HB3	1.82	0.43
3:I:35:ASP:O	3:I:36:LEU:HG	2.18	0.43
2:X:21:C:C5'	2:X:21:C:H6	2.30	0.43
3:Q:325:LEU:HD12	3:Q:325:LEU:HA	1.69	0.43
3:T:262:HIS:CE1	3:T:264:ASN:ND2	2.86	0.43
2:X:81:C:C6	3:N:323:ARG:HG2	2.52	0.43
3:O:214:PHE:HB3	3:O:222:SER:HB2	2.00	0.43
3:Q:197:TRP:HD1	3:Q:198:SER:N	2.16	0.43
3:H:225:ARG:O	3:H:226:VAL:C	2.55	0.43
3:F:334:ALA:O	3:F:338:MET:HG2	2.18	0.43
3:G:290:ARG:NH2	3:G:296:GLY:O	2.51	0.43
3:S:156:GLN:O	3:S:158:THR:N	2.51	0.43
3:T:9:LYS:NZ	3:T:17:LEU:HD23	2.33	0.43
3:P:225:ARG:O	3:P:228:THR:N	2.51	0.43
3:P:48:ASP:C	3:P:48:ASP:OD1	2.56	0.43
3:D:325:LEU:HD12	3:D:325:LEU:HA	1.72	0.43
3:C:38:LYS:HA	3:C:38:LYS:HE2	2.00	0.43
3:C:152:LYS:O	3:C:154:SER:N	2.51	0.43
3:D:95:VAL:O	3:D:96:ILE:HG23	2.18	0.43
3:O:257:ILE:O	3:O:260:PHE:HB2	2.17	0.43

Continued on next page...

Continued from previous page...

Atom-1	Atom-2	Interatomic distance (Å)	Clash overlap (Å)
3:C:35:ASP:OD2	3:C:89:TRP:NE1	2.36	0.43
3:M:140:LEU:HB2	3:M:181:ILE:CD1	2.48	0.43
3:L:67:PRO:HA	3:L:206:LEU:CD1	2.48	0.43
3:L:249:ILE:HG22	3:L:250:ASN:OD1	2.17	0.43
3:I:183:GLU:O	3:I:184:HIS:C	2.57	0.43
3:B:223:ALA:O	3:B:226:VAL:HG23	2.18	0.43
3:H:151:SER:OG	3:H:198:SER:HA	2.17	0.43
3:O:281:VAL:HB	3:O:284:SER:HB3	1.99	0.43
3:M:410:MET:HE3	3:M:410:MET:HA	2.00	0.43
3:H:54:LYS:C	3:H:56:VAL:N	2.71	0.43
3:S:87:GLU:OE2	3:S:285:TYR:N	2.51	0.43
3:V:340:VAL:HG22	3:V:416:LEU:HD11	2.00	0.43
3:E:264:ASN:HD21	3:F:251:LEU:HD13	1.83	0.43
3:B:197:TRP:CD1	3:B:198:SER:N	2.86	0.43
3:I:196:ASN:O	3:I:197:TRP:HB2	2.18	0.43
3:A:308:VAL:HG12	3:A:312:ILE:HD12	2.00	0.43
3:N:197:TRP:HD1	3:N:198:SER:H	1.53	0.43
3:R:11:ASN:C	3:R:11:ASN:OD1	2.57	0.43
3:T:281:VAL:HA	3:T:282:PRO:HD3	1.88	0.43
3:Q:80:PHE:CD2	3:Q:80:PHE:N	2.83	0.43
3:Q:432:GLN:HA	3:Q:432:GLN:HE21	1.83	0.43
3:A:73:TYR:HD2	3:A:210:TYR:OH	2.01	0.43
3:L:236:CYS:O	3:L:238:GLY:N	2.50	0.43
3:H:326:ASN:HA	3:H:437:SER:HB2	2.00	0.43
3:V:145:LEU:C	3:V:147:LEU:H	2.21	0.43
3:U:434:ARG:HB3	3:U:435:PRO:HD2	1.99	0.43
3:A:252:THR:HG22	3:A:253:ALA:H	1.83	0.43
3:Q:7:VAL:HG12	3:Q:8:PHE:N	2.33	0.43
3:M:134:VAL:O	3:M:137:HIS:N	2.51	0.43
3:C:73:TYR:CE2	3:C:210:TYR:HE2	2.35	0.43
3:J:38:LYS:HE2	3:J:39:PRO:HD2	1.97	0.43
3:O:169:ILE:CD1	3:O:191:HIS:HE1	2.31	0.43
3:K:248:GLN:HE21	3:K:248:GLN:HB3	1.48	0.43
3:V:248:GLN:O	3:V:249:ILE:C	2.54	0.43
3:S:6:ILE:HD13	3:S:8:PHE:CE2	2.53	0.43
3:G:340:VAL:HG22	3:G:416:LEU:CD1	2.48	0.43
3:M:410:MET:HE2	3:M:410:MET:HA	2.00	0.43
3:H:77:ALA:CB	3:H:98:ARG:HH12	2.20	0.43
3:J:98:ARG:HA	3:J:213:PHE:CD1	2.54	0.43
3:N:87:GLU:OE2	3:N:285:TYR:N	2.52	0.43
3:G:151:SER:OG	3:G:198:SER:HA	2.18	0.43

Continued on next page...

Continued from previous page...

Atom-1	Atom-2	Interatomic distance (Å)	Clash overlap (Å)
3:U:181:ILE:O	3:U:182:VAL:HG13	2.18	0.43
3:U:79:GLN:HB3	3:U:217:ILE:HG23	2.00	0.43
3:O:98:ARG:HG3	3:O:213:PHE:CG	2.54	0.43
3:D:31:PRO:HG3	3:D:289:PHE:CD1	2.53	0.43
3:K:323:ARG:CD	3:K:323:ARG:C	2.82	0.43
3:P:322:VAL:O	3:P:323:ARG:C	2.56	0.43
3:O:53:TYR:CD1	3:O:121:ALA:O	2.66	0.43
3:I:217:ILE:CG2	3:I:218:GLU:N	2.82	0.43
3:R:31:PRO:HG3	3:R:289:PHE:CD1	2.53	0.43
3:U:269:ILE:HG23	3:U:269:ILE:HD12	1.64	0.43
3:F:54:LYS:HD3	3:F:69:ASP:OD2	2.18	0.43
3:V:332:ALA:O	3:V:334:ALA:N	2.50	0.43
3:H:286:PHE:HA	3:H:289:PHE:HB3	2.00	0.43
3:J:247:LYS:HE3	3:J:247:LYS:HB2	1.79	0.43
3:O:200:ILE:HA	3:O:201:PRO:HD2	1.77	0.43
3:L:446:TYR:O	3:L:447:SER:CB	2.65	0.43
3:I:271:ARG:NH1	3:I:304:ALA:O	2.52	0.43
3:S:26:HIS:O	3:S:27:GLU:HB3	2.17	0.43
3:U:318:TYR:CZ	3:U:423:ARG:HG2	2.53	0.43
3:S:56:VAL:HG11	3:S:123:THR:OG1	2.19	0.43
3:B:183:GLU:O	3:B:184:HIS:O	2.36	0.43
3:R:169:ILE:O	3:R:173:PHE:HD1	2.01	0.43
3:U:223:ALA:O	3:U:226:VAL:HG23	2.18	0.43
2:X:90:C:C6	3:M:323:ARG:HG2	2.53	0.43
3:L:136:GLU:O	3:L:139:SER:N	2.51	0.43
3:P:73:TYR:O	3:P:74:LEU:C	2.56	0.43
3:L:181:ILE:O	3:L:182:VAL:HG13	2.18	0.43
3:I:169:ILE:HG22	3:I:226:VAL:HG12	1.98	0.43
3:S:311:LEU:O	3:S:315:VAL:HG23	2.19	0.43
3:H:54:LYS:CE	3:H:140:LEU:HD23	2.34	0.43
3:U:79:GLN:OE1	3:U:220:LEU:HD13	2.19	0.43
3:O:77:ALA:HB3	3:O:98:ARG:NH2	2.33	0.43
3:A:7:VAL:HG11	3:A:9:LYS:HE2	2.00	0.43
3:L:74:LEU:HD22	3:L:98:ARG:CB	2.47	0.43
3:G:315:VAL:O	3:G:319:MET:HE2	2.18	0.43
3:D:253:ALA:O	3:D:254:ARG:CG	2.65	0.43
3:F:289:PHE:CG	3:F:290:ARG:N	2.86	0.43
3:L:268:GLU:HB3	3:L:305:VAL:CG2	2.41	0.43
3:V:235:ASP:HB2	3:V:290:ARG:HG2	1.99	0.43
3:K:133:THR:OG1	3:K:135:PRO:HD2	2.18	0.43
3:D:9:LYS:HE2	3:D:17:LEU:HB3	2.01	0.43

Continued on next page...

Continued from previous page...

Atom-1	Atom-2	Interatomic distance (Å)	Clash overlap (Å)
3:B:232:ALA:C	3:B:234:GLU:N	2.72	0.43
3:O:47:PRO:HD2	3:O:50:ASN:HD21	1.84	0.43
3:J:266:GLU:OE2	3:K:358:ARG:HD2	2.17	0.43
3:Q:435:PRO:O	3:Q:440:GLU:CD	2.57	0.43
3:V:166:ALA:O	3:V:170:GLU:HB2	2.18	0.43
3:O:269:ILE:HG13	3:P:359:PHE:CZ	2.54	0.43
3:K:366:LEU:C	3:K:366:LEU:HD23	2.39	0.43
2:X:93:A:N3	2:X:93:A:O4'	2.51	0.43
3:N:229:VAL:HG13	3:N:230:VAL:N	2.31	0.43
3:C:225:ARG:O	3:C:226:VAL:C	2.56	0.43
3:V:30:TYR:C	3:V:32:ALA:N	2.72	0.43
3:L:38:LYS:HD2	3:L:292:LEU:C	2.38	0.43
3:V:189:THR:CG2	3:V:192:LYS:CG	2.97	0.43
3:E:235:ASP:HB2	3:E:290:ARG:HG2	2.00	0.43
3:P:141:VAL:HG12	3:P:145:LEU:CD1	2.49	0.43
3:V:73:TYR:HD2	3:V:210:TYR:OH	2.01	0.43
3:H:197:TRP:CD1	3:H:198:SER:O	2.72	0.43
3:O:74:LEU:CD2	3:O:98:ARG:CB	2.96	0.43
3:F:20:GLU:CD	3:F:20:GLU:N	2.71	0.43
3:S:139:SER:HA	3:S:178:PHE:CD2	2.53	0.43
3:C:20:GLU:HB2	3:D:254:ARG:HD2	1.99	0.43
3:O:56:VAL:HG13	3:O:125:GLY:HA3	2.01	0.43
3:U:31:PRO:HB3	3:U:289:PHE:HB2	2.00	0.43
3:E:322:VAL:O	3:E:325:LEU:N	2.52	0.43
3:B:240:VAL:O	3:B:241:SER:C	2.57	0.43
3:A:50:ASN:H	3:A:50:ASN:HD22	1.63	0.43
3:V:230:VAL:C	3:V:232:ALA:H	2.22	0.43
3:E:412:ASN:ND2	3:E:417:LYS:HG2	2.33	0.43
3:I:53:TYR:HD1	3:I:121:ALA:N	2.15	0.43
3:L:12:ASN:HB3	3:L:13:GLN:NE2	2.34	0.43
2:X:55:C:N3	3:Q:157:ASN:HB2	2.34	0.43
3:Q:274:GLU:OE1	3:Q:274:GLU:HA	2.18	0.43
3:A:260:PHE:N	3:A:260:PHE:CD1	2.87	0.43
3:Q:7:VAL:HG13	3:Q:18:LYS:H	1.84	0.43
3:C:77:ALA:O	3:C:98:ARG:NH2	2.49	0.43
3:M:206:LEU:O	3:M:207:ALA:C	2.55	0.43
3:Q:99:LYS:HD3	3:Q:99:LYS:HA	1.85	0.43
3:I:206:LEU:HA	3:I:209:THR:HG23	2.00	0.43
3:L:65:LEU:HD23	3:L:120:TRP:H	1.82	0.43
3:F:74:LEU:CD2	3:F:98:ARG:HB2	2.42	0.43
3:E:63:ALA:HB3	3:E:65:LEU:HD13	2.01	0.43

Continued on next page...

Continued from previous page...

Atom-1	Atom-2	Interatomic distance (Å)	Clash overlap (Å)
3:P:67:PRO:O	3:P:71:CYS:CB	2.66	0.43
3:Q:37:LYS:O	3:Q:39:PRO:HD3	2.18	0.43
3:I:287:ILE:HG13	3:I:288:HIS:CD2	2.54	0.43
3:K:305:VAL:HG22	3:K:308:VAL:HB	2.00	0.43
3:K:245:PHE:HB2	3:K:312:ILE:HG23	2.00	0.43
3:K:36:LEU:HA	3:K:89:TRP:CZ2	2.54	0.43
3:N:89:TRP:HB3	3:N:90:THR:H	1.65	0.43
3:D:289:PHE:CD1	3:D:290:ARG:N	2.86	0.43
3:J:54:LYS:O	3:J:56:VAL:N	2.51	0.43
3:D:74:LEU:HD22	3:D:98:ARG:HB3	1.97	0.43
3:J:206:LEU:O	3:J:207:ALA:C	2.57	0.43
3:V:153:ILE:HD12	3:V:153:ILE:H	1.83	0.43
3:E:268:GLU:HB3	3:E:305:VAL:HG23	2.01	0.43
3:R:81:PHE:HB3	3:R:94:ILE:HA	2.01	0.43
1:W:62:C:P	3:J:237:SER:HG	2.42	0.43
3:B:153:ILE:HG12	3:B:161:TYR:HE2	1.83	0.43
2:X:49:C:H2'	2:X:50:A:O4'	2.18	0.43
3:G:128:LEU:HD11	3:G:130:ARG:HE	1.82	0.43
3:Q:441:PHE:CD2	3:Q:441:PHE:C	2.91	0.43
3:G:348:GLU:O	3:G:348:GLU:HG3	2.19	0.43
3:B:174:GLU:HG3	3:B:174:GLU:O	2.18	0.43
3:F:357:ARG:HB2	3:F:369:TYR:CE2	2.54	0.43
3:A:258:LEU:HD13	3:K:8:PHE:CE2	2.53	0.43
3:V:8:PHE:HD1	3:V:8:PHE:N	2.17	0.43
3:H:7:VAL:HG12	3:H:8:PHE:N	2.33	0.43
1:W:31:C:O2	3:C:223:ALA:HA	2.17	0.43
3:G:206:LEU:O	3:G:208:GLY:N	2.52	0.43
3:Q:225:ARG:O	3:Q:226:VAL:C	2.56	0.43
3:N:221:TYR:O	3:N:223:ALA:N	2.52	0.43
3:I:169:ILE:HA	3:I:172:ILE:HD11	1.99	0.43
3:K:98:ARG:HG3	3:K:213:PHE:CD1	2.54	0.43
3:P:102:LYS:C	3:P:103:ILE:HD12	2.39	0.43
2:X:6:A:C5	2:X:7:A:C8	3.06	0.43
3:C:82:GLU:HA	3:C:82:GLU:OE1	2.19	0.43
3:R:362:ASP:OD2	3:R:364:LYS:HB2	2.19	0.43
3:F:174:GLU:HG3	3:F:174:GLU:O	2.19	0.43
3:H:262:HIS:CE1	3:I:251:LEU:HD22	2.53	0.43
3:E:23:VAL:HA	3:F:280:ALA:HA	2.00	0.43
3:L:155:GLY:N	3:L:158:THR:HG21	2.33	0.43
3:Q:357:ARG:O	3:Q:358:ARG:HG2	2.18	0.43
3:P:306:GLY:HA3	3:P:333:CYS:SG	2.58	0.43

Continued on next page...

Continued from previous page...

Atom-1	Atom-2	Interatomic distance (Å)	Clash overlap (Å)
3:K:148:TYR:HE1	3:K:199:THR:HG23	1.83	0.43
3:K:260:PHE:HD1	3:K:260:PHE:N	2.16	0.43
3:T:153:ILE:HG13	3:T:161:TYR:HE2	1.83	0.43
3:V:442:LEU:HA	3:V:442:LEU:HD23	1.87	0.43
3:P:362:ASP:OD2	3:P:364:LYS:HB2	2.18	0.43
3:R:253:ALA:O	3:R:254:ARG:HG2	2.19	0.43
3:C:67:PRO:HA	3:C:206:LEU:HD11	2.01	0.43
3:P:249:ILE:HD13	3:P:319:MET:CE	2.49	0.43
3:H:176:ALA:C	3:H:178:PHE:N	2.72	0.43
3:J:211:ASP:HB2	3:J:228:THR:HB	2.01	0.43
3:T:73:TYR:C	3:T:75:ALA:N	2.70	0.43
3:B:319:MET:HE2	3:B:319:MET:HB2	1.53	0.43
3:G:286:PHE:C	3:G:288:HIS:H	2.22	0.43
3:V:37:LYS:O	3:V:39:PRO:HD3	2.19	0.43
3:L:190:THR:CG2	3:L:191:HIS:N	2.81	0.43
3:J:66:ASP:O	3:J:69:ASP:N	2.52	0.43
3:O:73:TYR:O	3:O:76:ALA:N	2.52	0.43
3:E:175:THR:CG2	3:E:176:ALA:N	2.81	0.43
3:L:79:GLN:HB3	3:L:217:ILE:HG23	1.99	0.43
3:J:370:GLU:O	3:J:371:ALA:HB2	2.19	0.43
3:G:253:ALA:O	3:G:255:GLU:N	2.51	0.43
3:J:53:TYR:CD2	3:J:54:LYS:N	2.87	0.43
3:E:264:ASN:OD1	3:F:251:LEU:HD21	2.17	0.43
3:D:54:LYS:C	3:D:56:VAL:N	2.72	0.43
3:S:240:VAL:HA	3:S:243:THR:HG22	2.00	0.43
3:I:37:LYS:HB3	3:I:38:LYS:H	1.70	0.43
3:C:196:ASN:O	3:C:197:TRP:HB2	2.18	0.43
3:C:357:ARG:O	3:C:358:ARG:HG2	2.19	0.43
3:G:103:ILE:N	3:G:103:ILE:HD12	2.34	0.43
3:K:10:VAL:HG12	3:K:11:ASN:N	2.34	0.43
3:B:281:VAL:HA	3:B:282:PRO:HD3	1.89	0.43
3:T:341:LEU:HD12	3:T:341:LEU:HA	1.73	0.43
3:O:130:ARG:HB2	3:O:131:ASP:H	1.63	0.43
3:N:252:THR:HB	3:N:256:ALA:HB2	2.01	0.43
3:U:421:ILE:O	3:U:422:ARG:C	2.56	0.43
3:N:262:HIS:O	3:N:263:LYS:C	2.56	0.43
3:T:8:PHE:CZ	3:U:254:ARG:O	2.71	0.43
3:C:77:ALA:HB1	3:C:98:ARG:HH22	1.73	0.43
3:C:249:ILE:CG2	3:C:250:ASN:N	2.81	0.43
3:N:249:ILE:HG23	3:N:319:MET:SD	2.59	0.43
3:E:287:ILE:HG13	3:E:288:HIS:HD2	1.79	0.43

Continued on next page...

Continued from previous page...

Atom-1	Atom-2	Interatomic distance (Å)	Clash overlap (Å)
3:T:87:GLU:C	3:T:89:TRP:N	2.72	0.43
3:T:255:GLU:C	3:T:255:GLU:OE1	2.57	0.43
3:U:206:LEU:HA	3:U:209:THR:CG2	2.49	0.43
3:S:248:GLN:O	3:S:250:ASN:N	2.52	0.43
3:J:97:ALA:C	3:J:99:LYS:N	2.71	0.43
3:A:20:GLU:O	3:A:22:ILE:HG12	2.19	0.43
3:R:56:VAL:CG1	3:R:123:THR:OG1	2.66	0.43
3:M:9:LYS:O	3:O:359:PHE:HA	2.19	0.43
3:D:81:PHE:CG	3:D:82:GLU:N	2.87	0.43
3:C:81:PHE:HB3	3:C:95:VAL:H	1.84	0.43
3:Q:236:CYS:C	3:Q:238:GLY:H	2.21	0.43
3:K:327:ALA:O	3:K:437:SER:HA	2.18	0.43
3:H:406:TYR:HE1	3:I:356:GLU:HA	1.84	0.43
3:B:230:VAL:C	3:B:232:ALA:H	2.22	0.43
3:M:348:GLU:O	3:M:348:GLU:CG	2.66	0.43
3:M:369:TYR:C	3:M:371:ALA:H	2.22	0.43
3:Q:17:LEU:O	3:Q:17:LEU:HD12	2.19	0.43
3:M:33:ILE:HD12	3:M:88:ASP:HB2	2.00	0.43
3:D:224:ILE:O	3:D:226:VAL:N	2.51	0.43
3:P:7:VAL:CG1	3:P:8:PHE:N	2.82	0.43
3:K:53:TYR:O	3:K:56:VAL:HG23	2.18	0.43
3:C:189:THR:O	3:C:190:THR:C	2.57	0.43
3:H:249:ILE:CG2	3:H:250:ASN:N	2.80	0.43
3:K:69:ASP:HA	3:K:72:SER:OG	2.19	0.43
3:M:340:VAL:HG22	3:M:416:LEU:HD13	2.00	0.43
3:H:69:ASP:C	3:H:71:CYS:N	2.72	0.43
3:A:53:TYR:CZ	3:A:65:LEU:HD22	2.53	0.43
3:F:49:LEU:CD2	3:F:52:ALA:HB2	2.38	0.43
3:S:206:LEU:O	3:S:209:THR:HG23	2.19	0.43
3:O:324:SER:O	3:O:325:LEU:C	2.57	0.43
3:F:409:ILE:HG22	3:F:410:MET:CE	2.45	0.43
3:C:234:GLU:HG2	3:C:235:ASP:OD1	2.19	0.43
3:V:156:GLN:C	3:V:158:THR:H	2.22	0.43
3:O:219:HIS:HA	3:O:222:SER:CB	2.49	0.43
3:L:311:LEU:O	3:L:312:ILE:C	2.56	0.43
3:M:20:GLU:OE1	3:M:20:GLU:N	2.49	0.43
3:V:134:VAL:O	3:V:137:HIS:HB2	2.19	0.43
3:P:218:GLU:HG2	3:P:219:HIS:H	1.83	0.43
3:L:318:TYR:CZ	3:L:423:ARG:HG2	2.54	0.43
3:U:281:VAL:HA	3:U:282:PRO:HD3	1.85	0.43
2:X:48:C:O2	2:X:48:C:O4'	2.36	0.43

Continued on next page...

Continued from previous page...

Atom-1	Atom-2	Interatomic distance (Å)	Clash overlap (Å)
3:M:428:SER:OG	3:M:429:SER:N	2.52	0.43
3:L:353:GLY:HA3	3:V:337:GLU:HG3	2.01	0.43
3:N:156:GLN:C	3:N:158:THR:H	2.22	0.43
3:R:5:LYS:C	3:R:7:VAL:H	2.22	0.43
3:L:52:ALA:O	3:L:53:TYR:C	2.55	0.42
3:G:77:ALA:HB3	3:G:98:ARG:HH12	1.83	0.42
3:U:197:TRP:HD1	3:U:198:SER:O	2.02	0.42
3:N:146:SER:CB	3:N:169:ILE:HD12	2.42	0.42
3:H:74:LEU:HB2	3:H:99:LYS:HE3	2.01	0.42
3:C:239:LEU:HA	3:C:272:MET:CE	2.49	0.42
3:P:196:ASN:O	3:P:197:TRP:HB2	2.19	0.42
3:F:189:THR:O	3:F:193:MET:HG2	2.18	0.42
3:P:338:MET:CE	3:P:338:MET:CA	2.96	0.42
3:L:358:ARG:NH2	3:V:263:LYS:HG3	2.32	0.42
3:L:11:ASN:OD1	3:L:11:ASN:C	2.57	0.42
3:D:239:LEU:HA	3:D:272:MET:HE3	2.00	0.42
1:W:44:C:P	3:A:237:SER:HG	2.42	0.42
3:K:153:ILE:HD12	3:K:153:ILE:H	1.82	0.42
3:B:103:ILE:HD12	3:B:103:ILE:N	2.33	0.42
3:C:5:LYS:HB3	3:C:5:LYS:HE2	1.84	0.42
3:I:348:GLU:HG3	3:I:348:GLU:O	2.18	0.42
3:N:137:HIS:O	3:N:141:VAL:HG23	2.19	0.42
3:H:260:PHE:HB3	3:H:265:PHE:CD2	2.54	0.42
3:A:77:ALA:HB1	3:A:220:LEU:HD21	2.01	0.42
3:R:139:SER:HA	3:R:178:PHE:HD2	1.84	0.42
3:L:54:LYS:NZ	3:L:69:ASP:CG	2.73	0.42
3:B:249:ILE:HG12	3:B:319:MET:HE3	2.01	0.42
3:G:74:LEU:HD22	3:G:98:ARG:HB3	2.01	0.42
3:F:73:TYR:CD2	3:F:141:VAL:HG11	2.54	0.42
3:Q:30:TYR:CB	3:Q:277:GLN:NE2	2.68	0.42
3:I:50:ASN:H	3:I:50:ASN:HD22	1.60	0.42
3:N:189:THR:HG22	3:N:192:LYS:HB3	2.02	0.42
3:B:89:TRP:HB3	3:B:90:THR:H	1.72	0.42
3:Q:173:PHE:O	3:Q:174:GLU:HB3	2.18	0.42
3:Q:183:GLU:O	3:Q:184:HIS:O	2.37	0.42
3:K:73:TYR:OH	3:K:98:ARG:NH2	2.53	0.42
3:A:87:GLU:OE2	3:A:284:SER:C	2.58	0.42
3:O:253:ALA:C	3:O:255:GLU:N	2.73	0.42
3:I:324:SER:O	3:I:325:LEU:C	2.56	0.42
3:M:305:VAL:O	3:M:305:VAL:CG1	2.65	0.42
3:U:231:THR:O	3:U:232:ALA:O	2.38	0.42

Continued on next page...

Continued from previous page...

Atom-1	Atom-2	Interatomic distance (Å)	Clash overlap (Å)
3:N:42:THR:O	3:N:43:LEU:O	2.38	0.42
3:T:338:MET:CE	3:T:338:MET:CA	2.96	0.42
3:E:182:VAL:HB	3:E:190:THR:CG2	2.49	0.42
3:P:30:TYR:C	3:P:32:ALA:H	2.22	0.42
3:I:340:VAL:HG22	3:I:416:LEU:CD1	2.48	0.42
1:W:28:C:H4'	3:C:161:TYR:CD2	2.54	0.42
3:F:101:ASP:OD2	3:F:101:ASP:N	2.51	0.42
3:S:56:VAL:CG1	3:S:123:THR:OG1	2.66	0.42
3:E:163:THR:O	3:E:167:ASP:OD1	2.36	0.42
3:R:103:ILE:HD12	3:R:103:ILE:N	2.34	0.42
3:A:235:ASP:HB2	3:A:290:ARG:HG2	2.01	0.42
3:B:317:CYS:O	3:B:427:VAL:HG11	2.19	0.42
2:X:28:C:N3	3:T:157:ASN:HB2	2.34	0.42
3:E:295:SER:OG	3:E:296:GLY:N	2.52	0.42
3:T:166:ALA:O	3:T:170:GLU:HB2	2.19	0.42
3:M:362:ASP:HA	3:V:9:LYS:HD3	2.00	0.42
3:K:201:PRO:HB2	3:K:202:ASN:H	1.66	0.42
3:I:246:ILE:HG13	3:I:247:LYS:N	2.34	0.42
3:I:17:LEU:O	3:I:18:LYS:HB3	2.19	0.42
2:X:64:C:N3	3:P:157:ASN:HB2	2.34	0.42
3:L:253:ALA:O	3:L:255:GLU:N	2.52	0.42
3:C:77:ALA:HB1	3:C:220:LEU:HD21	2.01	0.42
3:C:69:ASP:O	3:C:70:VAL:C	2.57	0.42
3:P:248:GLN:CG	3:P:249:ILE:N	2.60	0.42
3:U:178:PHE:HE1	3:U:223:ALA:HB3	1.83	0.42
3:D:248:GLN:HB3	3:D:248:GLN:HE21	1.43	0.42
3:M:235:ASP:HB2	3:M:290:ARG:HG2	2.01	0.42
3:T:169:ILE:HG22	3:T:226:VAL:CG1	2.49	0.42
3:R:38:LYS:HG3	3:R:292:LEU:HB3	2.01	0.42
3:M:253:ALA:O	3:M:254:ARG:CG	2.67	0.42
3:Q:74:LEU:O	3:Q:97:ALA:HB1	2.19	0.42
3:P:67:PRO:O	3:P:71:CYS:HB3	2.19	0.42
3:F:87:GLU:O	3:F:88:ASP:C	2.58	0.42
3:I:172:ILE:HD11	3:I:226:VAL:HG11	2.00	0.42
3:I:211:ASP:OD2	3:I:288:HIS:HE1	2.02	0.42
3:H:140:LEU:O	3:H:141:VAL:C	2.58	0.42
3:Q:189:THR:O	3:Q:193:MET:N	2.52	0.42
3:A:9:LYS:HE2	3:A:17:LEU:HB2	2.01	0.42
3:R:325:LEU:HD12	3:R:325:LEU:HA	1.80	0.42
3:S:140:LEU:O	3:S:143:LEU:N	2.53	0.42
3:U:19:PRO:C	3:U:20:GLU:CD	2.78	0.42

Continued on next page...

Continued from previous page...

Atom-1	Atom-2	Interatomic distance (Å)	Clash overlap (Å)
3:I:197:TRP:HD1	3:I:198:SER:O	2.00	0.42
3:R:31:PRO:HD2	3:R:277:GLN:HG2	2.01	0.42
3:P:272:MET:SD	3:P:305:VAL:HG21	2.59	0.42
3:C:65:LEU:HB3	3:C:120:TRP:CZ3	2.55	0.42
3:N:235:ASP:HB2	3:N:290:ARG:HG2	2.00	0.42
3:F:180:LYS:NZ	3:F:184:HIS:CD2	2.87	0.42
3:K:84:THR:C	3:K:86:PRO:HD3	2.40	0.42
3:L:27:GLU:CD	3:L:27:GLU:O	2.58	0.42
3:P:30:TYR:CE2	3:P:274:GLU:HB3	2.53	0.42
3:K:234:GLU:O	3:K:235:ASP:HB2	2.19	0.42
3:A:149:ARG:O	3:A:153:ILE:HD12	2.19	0.42
3:H:327:ALA:O	3:H:437:SER:HA	2.19	0.42
3:E:93:GLY:O	3:E:94:ILE:HG23	2.19	0.42
3:K:442:LEU:HA	3:K:442:LEU:HD23	1.71	0.42
3:H:287:ILE:HG13	3:H:288:HIS:CD2	2.54	0.42
3:F:6:ILE:HB	3:F:7:VAL:H	1.51	0.42
3:I:12:ASN:HB3	3:I:13:GLN:OE1	2.18	0.42
3:H:7:VAL:CG1	3:H:8:PHE:N	2.82	0.42
3:U:8:PHE:CE1	3:V:254:ARG:HG3	2.54	0.42
3:M:8:PHE:HA	3:O:360:PHE:O	2.19	0.42
3:D:178:PHE:CE1	3:D:223:ALA:HB3	2.55	0.42
3:J:323:ARG:C	3:J:323:ARG:CD	2.84	0.42
3:B:336:HIS:CD2	3:C:249:ILE:HA	2.54	0.42
3:D:311:LEU:O	3:D:315:VAL:HG23	2.20	0.42
3:T:67:PRO:O	3:T:71:CYS:CB	2.67	0.42
3:I:223:ALA:O	3:I:226:VAL:CG2	2.65	0.42
3:A:122:LEU:C	3:A:124:GLY:H	2.22	0.42
3:M:410:MET:O	3:M:412:ASN:N	2.52	0.42
3:H:97:ALA:C	3:H:99:LYS:H	2.21	0.42
1:W:1:C:N4	3:F:157:ASN:CB	2.70	0.42
3:L:220:LEU:HD12	3:L:220:LEU:HA	1.91	0.42
3:A:140:LEU:O	3:A:141:VAL:C	2.55	0.42
3:S:140:LEU:O	3:S:141:VAL:C	2.56	0.42
1:W:36:C:H2'	1:W:38:A:O5'	2.20	0.42
3:O:53:TYR:CZ	3:O:65:LEU:HD22	2.54	0.42
3:A:305:VAL:HG22	3:A:308:VAL:HB	2.02	0.42
3:T:32:ALA:H	3:T:277:GLN:HE21	1.63	0.42
3:Q:336:HIS:O	3:Q:340:VAL:HG23	2.20	0.42
3:F:232:ALA:O	3:F:234:GLU:N	2.52	0.42
3:U:153:ILE:HG12	3:U:161:TYR:HE2	1.85	0.42
3:D:60:MET:O	3:D:61:SER:CB	2.67	0.42

Continued on next page...

Continued from previous page...

Atom-1	Atom-2	Interatomic distance (Å)	Clash overlap (Å)
3:K:32:ALA:N	3:K:277:GLN:HE21	2.17	0.42
3:R:9:LYS:CE	3:T:362:ASP:HA	2.49	0.42
3:S:278:GLU:HB3	3:S:281:VAL:HB	2.02	0.42
3:T:145:LEU:HD22	3:T:207:ALA:HA	2.01	0.42
3:V:310:ASN:O	3:V:311:LEU:C	2.56	0.42
3:Q:7:VAL:HG13	3:Q:8:PHE:H	1.83	0.42
3:B:189:THR:O	3:B:193:MET:HG2	2.20	0.42
3:C:178:PHE:HE1	3:C:223:ALA:HB3	1.84	0.42
1:W:65:C:H2'	1:W:66:A:C8	2.55	0.42
3:C:248:GLN:CG	3:C:249:ILE:HG13	2.50	0.42
3:L:66:ASP:O	3:L:70:VAL:N	2.52	0.42
3:G:169:ILE:HG22	3:G:226:VAL:HG12	1.97	0.42
3:V:38:LYS:HA	3:V:38:LYS:HE2	2.02	0.42
3:U:148:TYR:O	3:U:149:ARG:C	2.57	0.42
3:Q:31:PRO:CD	3:Q:277:GLN:HG3	2.36	0.42
3:E:248:GLN:CG	3:E:249:ILE:N	2.74	0.42
3:H:340:VAL:HG22	3:H:416:LEU:HD11	2.01	0.42
3:P:38:LYS:HA	3:P:39:PRO:HD3	1.88	0.42
3:V:54:LYS:CE	3:V:140:LEU:CD2	2.93	0.42
3:B:438:PHE:O	3:B:439:ALA:C	2.58	0.42
3:L:19:PRO:C	3:L:20:GLU:CD	2.77	0.42
3:U:211:ASP:OD2	3:U:288:HIS:HE1	2.03	0.42
3:S:180:LYS:HE3	3:S:182:VAL:O	2.19	0.42
3:P:81:PHE:H	3:P:95:VAL:H	1.68	0.42
3:J:289:PHE:CG	3:J:290:ARG:N	2.88	0.42
3:A:333:CYS:O	3:A:334:ALA:C	2.57	0.42
3:L:232:ALA:O	3:L:234:GLU:N	2.42	0.42
3:N:307:HIS:CD2	3:N:333:CYS:HB3	2.54	0.42
3:B:46:ALA:HA	3:B:47:PRO:HD3	1.80	0.42
3:K:286:PHE:HE1	3:K:300:TYR:CE1	2.38	0.42
3:H:333:CYS:O	3:H:334:ALA:C	2.58	0.42
3:G:189:THR:HG22	3:G:193:MET:N	2.34	0.42
3:M:65:LEU:HD23	3:M:120:TRP:H	1.83	0.42
3:I:249:ILE:HD13	3:I:319:MET:CE	2.49	0.42
3:G:219:HIS:O	3:G:220:LEU:C	2.58	0.42
3:E:289:PHE:CG	3:E:290:ARG:N	2.88	0.42
3:H:319:MET:HB2	3:H:319:MET:HE2	1.66	0.42
3:B:73:TYR:C	3:B:75:ALA:H	2.23	0.42
3:M:169:ILE:HG22	3:M:226:VAL:CG1	2.50	0.42
3:M:73:TYR:O	3:M:75:ALA:N	2.53	0.42
3:U:73:TYR:OH	3:U:98:ARG:NH2	2.52	0.42

Continued on next page...

Continued from previous page...

Atom-1	Atom-2	Interatomic distance (Å)	Clash overlap (Å)
3:V:340:VAL:HG22	3:V:416:LEU:CD1	2.49	0.42
3:D:57:LEU:O	3:D:58:SER:C	2.58	0.42
3:R:31:PRO:HD2	3:R:277:GLN:CG	2.50	0.42
3:K:416:LEU:HD12	3:K:416:LEU:H	1.85	0.42
3:H:50:ASN:N	3:H:50:ASN:ND2	2.66	0.42
3:N:60:MET:O	3:N:61:SER:HB3	2.20	0.42
3:B:66:ASP:HB2	3:B:67:PRO:HD3	2.00	0.42
3:B:66:ASP:O	3:B:67:PRO:C	2.56	0.42
3:E:214:PHE:CG	3:E:222:SER:HA	2.55	0.42
2:X:97:A:C6	2:X:98:C:C5	3.08	0.42
3:O:97:ALA:C	3:O:99:LYS:N	2.71	0.42
3:A:371:ALA:O	3:A:372:ALA:CB	2.67	0.42
3:G:71:CYS:SG	3:G:103:ILE:HG12	2.60	0.42
3:R:236:CYS:O	3:R:240:VAL:HG23	2.20	0.42
2:X:94:C:O4'	2:X:94:C:O2	2.37	0.42
3:F:337:GLU:HG3	3:G:353:GLY:HA3	2.00	0.42
3:U:8:PHE:HD2	3:V:258:LEU:HD11	1.84	0.42
3:Q:255:GLU:C	3:Q:255:GLU:OE1	2.58	0.42
2:X:89:C:N4	3:M:323:ARG:HH21	2.13	0.42
3:L:69:ASP:O	3:L:70:VAL:C	2.58	0.42
3:K:189:THR:CG2	3:K:192:LYS:CG	2.98	0.42
3:L:249:ILE:HG23	3:L:319:MET:SD	2.59	0.42
3:Q:76:ALA:O	3:Q:77:ALA:HB2	2.20	0.42
3:B:223:ALA:O	3:B:226:VAL:CG2	2.67	0.42
3:U:56:VAL:HG11	3:U:123:THR:OG1	2.20	0.42
3:S:189:THR:CG2	3:S:192:LYS:CB	2.83	0.42
3:Q:311:LEU:O	3:Q:315:VAL:HG23	2.20	0.42
3:K:69:ASP:C	3:K:71:CYS:N	2.72	0.42
3:N:189:THR:HG23	3:N:192:LYS:HB3	2.02	0.42
3:M:10:VAL:HG21	3:M:18:LYS:HZ1	1.68	0.42
3:F:309:PHE:CE2	3:F:313:HIS:HD2	2.38	0.42
3:G:197:TRP:HD1	3:G:198:SER:O	2.02	0.42
3:E:216:ARG:HG3	3:E:217:ILE:HD12	2.02	0.42
3:T:222:SER:C	3:T:224:ILE:H	2.22	0.42
3:D:77:ALA:O	3:D:98:ARG:NH1	2.52	0.42
3:B:9:LYS:NZ	3:D:363:GLU:N	2.65	0.42
3:S:211:ASP:OD1	3:S:225:ARG:HG2	2.20	0.42
3:I:268:GLU:OE2	3:I:307:HIS:CD2	2.72	0.42
3:J:155:GLY:N	3:J:158:THR:HG21	2.35	0.42
3:N:6:ILE:HG13	3:N:7:VAL:H	1.82	0.42
3:K:30:TYR:HA	3:K:31:PRO:HD3	1.87	0.42

Continued on next page...

Continued from previous page...

Atom-1	Atom-2	Interatomic distance (Å)	Clash overlap (Å)
3:G:134:VAL:HB	3:G:135:PRO:HD3	2.02	0.42
3:H:101:ASP:OD2	3:H:101:ASP:N	2.53	0.42
3:J:26:HIS:O	3:J:27:GLU:HB3	2.19	0.42
3:E:326:ASN:HA	3:E:437:SER:HB2	2.02	0.42
3:C:253:ALA:O	3:C:255:GLU:N	2.53	0.42
3:C:33:ILE:HB	3:C:88:ASP:HB3	2.01	0.42
3:K:255:GLU:C	3:K:255:GLU:OE1	2.58	0.42
3:J:223:ALA:O	3:J:226:VAL:CG2	2.68	0.42
1:W:70:A:C6	1:W:71:C:C4	3.08	0.42
3:M:248:GLN:O	3:M:249:ILE:O	2.37	0.42
3:M:204:ARG:O	3:M:205:PHE:C	2.58	0.42
3:R:98:ARG:HG3	3:R:213:PHE:CG	2.55	0.42
3:G:74:LEU:HB3	3:G:98:ARG:HB2	2.02	0.42
3:T:89:TRP:HB3	3:T:90:THR:H	1.66	0.42
3:N:98:ARG:HA	3:N:213:PHE:CD1	2.55	0.42
3:K:66:ASP:O	3:K:69:ASP:N	2.53	0.42
3:M:344:TYR:CD1	3:M:344:TYR:N	2.87	0.42
3:H:73:TYR:CG	3:H:141:VAL:HG21	2.55	0.42
3:F:323:ARG:CD	3:F:323:ARG:C	2.80	0.42
3:O:73:TYR:HD2	3:O:210:TYR:OH	2.02	0.42
3:B:42:THR:C	3:B:43:LEU:O	2.56	0.42
3:G:21:ILE:O	3:G:22:ILE:HD13	2.19	0.42
3:A:46:ALA:HA	3:A:47:PRO:HD3	1.84	0.42
3:A:48:ASP:C	3:A:50:ASN:H	2.23	0.42
3:O:240:VAL:O	3:O:243:THR:HG22	2.19	0.42
3:R:222:SER:C	3:R:224:ILE:N	2.65	0.42
3:H:410:MET:HA	3:H:410:MET:HE3	2.02	0.42
3:I:340:VAL:HG13	3:I:416:LEU:CD1	2.49	0.42
3:R:306:GLY:HA3	3:R:333:CYS:SG	2.60	0.42
3:B:366:LEU:O	3:B:366:LEU:HD23	2.19	0.42
3:A:290:ARG:NH1	3:A:290:ARG:HG3	2.34	0.42
3:K:21:ILE:H	3:K:21:ILE:HG12	1.54	0.42
3:V:151:SER:HB2	3:V:198:SER:HA	2.01	0.42
3:C:423:ARG:O	3:C:427:VAL:HG23	2.20	0.42
3:O:327:ALA:O	3:O:437:SER:HA	2.20	0.42
3:J:57:LEU:HD11	3:J:144:LEU:HD23	2.02	0.42
3:A:255:GLU:CB	3:K:8:PHE:HZ	2.31	0.42
3:U:225:ARG:O	3:U:227:GLY:N	2.53	0.42
3:G:77:ALA:HB1	3:G:220:LEU:CD2	2.48	0.42
3:E:286:PHE:O	3:E:288:HIS:N	2.53	0.42
3:H:247:LYS:C	3:H:248:GLN:O	2.56	0.42

Continued on next page...

Continued from previous page...

Atom-1	Atom-2	Interatomic distance (Å)	Clash overlap (Å)
3:B:69:ASP:C	3:B:71:CYS:N	2.70	0.42
3:G:35:ASP:OD2	3:G:89:TRP:NE1	2.46	0.42
3:M:344:TYR:HE2	3:M:409:ILE:HA	1.84	0.42
3:S:214:PHE:CG	3:S:222:SER:HA	2.55	0.42
3:K:73:TYR:CE1	3:K:77:ALA:HB3	2.55	0.42
3:A:7:VAL:HG12	3:A:9:LYS:HE3	2.02	0.42
1:W:53:C:H4'	1:W:54:C:OP1	2.20	0.42
3:C:20:GLU:HB2	3:D:254:ARG:CD	2.50	0.42
3:U:35:ASP:HA	3:U:89:TRP:HE1	1.84	0.42
3:R:277:GLN:CD	3:R:277:GLN:H	2.19	0.42
3:R:54:LYS:C	3:R:56:VAL:N	2.72	0.42
3:H:305:VAL:CG2	3:H:308:VAL:HB	2.42	0.42
3:J:240:VAL:HA	3:J:243:THR:CG2	2.49	0.42
3:F:54:LYS:HE3	3:F:140:LEU:CD2	2.50	0.42
3:P:153:ILE:HD12	3:P:153:ILE:N	2.33	0.42
3:E:54:LYS:HD3	3:E:69:ASP:OD2	2.20	0.42
2:X:69:A:C2	2:X:70:A:H1'	2.55	0.42
2:X:25:C:N4	2:X:26:C:C5	2.88	0.42
3:O:156:GLN:C	3:O:158:THR:H	2.22	0.42
2:X:13:C:OP1	3:V:168:ARG:NH2	2.53	0.42
3:G:438:PHE:O	3:G:439:ALA:C	2.58	0.42
2:X:94:C:H2'	2:X:95:A:C8	2.55	0.42
3:P:368:GLU:C	3:P:370:GLU:H	2.22	0.42
3:R:148:TYR:CE1	3:R:204:ARG:HG3	2.54	0.42
3:O:218:GLU:O	3:O:220:LEU:N	2.53	0.42
3:T:446:TYR:O	3:T:447:SER:CB	2.67	0.42
3:I:166:ALA:O	3:I:167:ASP:C	2.57	0.42
3:D:318:TYR:CZ	3:D:423:ARG:HG2	2.55	0.42
1:W:30:A:C2'	1:W:31:C:H5'	2.50	0.42
3:J:225:ARG:O	3:J:226:VAL:C	2.58	0.42
3:C:248:GLN:HE21	3:C:248:GLN:HB3	1.50	0.42
3:L:206:LEU:O	3:L:207:ALA:C	2.56	0.42
3:R:244:GLY:O	3:R:245:PHE:C	2.59	0.42
3:R:205:PHE:O	3:R:209:THR:HG22	2.20	0.42
3:E:65:LEU:HB3	3:E:120:TRP:CZ3	2.55	0.42
3:L:30:TYR:CE2	3:L:274:GLU:HB3	2.55	0.42
3:K:226:VAL:H	3:K:226:VAL:HG23	1.57	0.42
1:W:27:C:C4	1:W:29:C:C2	3.08	0.42
3:E:244:GLY:O	3:E:245:PHE:C	2.58	0.42
3:J:74:LEU:HB2	3:J:99:LYS:HE3	2.01	0.42
3:A:182:VAL:HB	3:A:190:THR:HG21	2.01	0.42

Continued on next page...

Continued from previous page...

Atom-1	Atom-2	Interatomic distance (Å)	Clash overlap (Å)
3:A:183:GLU:N	3:A:190:THR:HG21	2.35	0.42
3:A:33:ILE:HB	3:A:88:ASP:CB	2.50	0.42
3:L:77:ALA:HB3	3:L:98:ARG:HH12	1.85	0.42
3:C:268:GLU:O	3:C:269:ILE:C	2.58	0.42
3:O:59:GLY:O	3:O:61:SER:N	2.53	0.42
3:H:272:MET:HG3	3:H:273:PHE:CE1	2.54	0.42
3:B:272:MET:SD	3:B:305:VAL:HG21	2.60	0.42
3:H:66:ASP:N	3:H:67:PRO:HD2	2.35	0.42
3:R:65:LEU:HD21	3:R:119:ASN:HB3	2.02	0.42
3:N:313:HIS:CB	3:N:324:SER:HB2	2.49	0.42
3:S:235:ASP:HB2	3:S:290:ARG:HG2	2.01	0.42
3:L:17:LEU:HD12	3:L:17:LEU:O	2.20	0.42
3:S:9:LYS:HE2	3:S:17:LEU:CB	2.50	0.42
3:T:424:TYR:CD1	3:T:442:LEU:CD1	3.03	0.42
3:I:410:MET:HA	3:I:410:MET:CE	2.50	0.42
3:U:155:GLY:N	3:U:158:THR:HG21	2.35	0.42
3:O:410:MET:HA	3:O:410:MET:CE	2.50	0.42
3:J:17:LEU:O	3:J:17:LEU:HD12	2.20	0.42
3:I:363:GLU:H	3:I:363:GLU:HG2	1.54	0.42
3:P:217:ILE:HD12	3:P:217:ILE:N	2.35	0.42
3:J:176:ALA:HB3	3:J:178:PHE:HD1	1.85	0.41
3:L:251:LEU:HD22	3:V:262:HIS:CE1	2.55	0.41
3:C:336:HIS:CE1	3:D:319:MET:O	2.72	0.41
3:L:66:ASP:O	3:L:69:ASP:N	2.53	0.41
3:B:247:LYS:C	3:B:248:GLN:O	2.53	0.41
3:F:79:GLN:HG3	3:F:80:PHE:H	1.85	0.41
3:P:205:PHE:O	3:P:209:THR:HG22	2.20	0.41
3:T:87:GLU:HB3	3:T:88:ASP:H	1.64	0.41
3:Q:38:LYS:HD3	3:Q:205:PHE:CE1	2.55	0.41
3:Q:31:PRO:CD	3:Q:277:GLN:HE21	2.31	0.41
3:E:249:ILE:HG21	3:E:319:MET:SD	2.57	0.41
3:N:38:LYS:HA	3:N:39:PRO:HD3	1.91	0.41
3:B:322:VAL:O	3:B:323:ARG:C	2.59	0.41
3:D:38:LYS:HA	3:D:39:PRO:HD3	1.83	0.41
3:L:20:GLU:O	3:L:22:ILE:HG12	2.20	0.41
3:D:137:HIS:O	3:D:138:ALA:C	2.58	0.41
3:I:22:ILE:HA	3:I:22:ILE:HD13	1.84	0.41
3:U:99:LYS:HA	3:U:99:LYS:HD3	1.76	0.41
3:K:46:ALA:HA	3:K:47:PRO:HD3	1.91	0.41
3:H:81:PHE:CE1	3:H:85:CYS:HB2	2.55	0.41
1:W:25:C:H2'	1:W:26:A:O4'	2.20	0.41

Continued on next page...

Continued from previous page...

Atom-1	Atom-2	Interatomic distance (Å)	Clash overlap (Å)
3:V:10:VAL:O	3:V:11:ASN:HB2	2.19	0.41
3:E:225:ARG:HA	3:E:228:THR:OG1	2.19	0.41
3:R:174:GLU:O	3:R:174:GLU:HG3	2.19	0.41
3:B:134:VAL:O	3:B:137:HIS:HB2	2.20	0.41
3:A:10:VAL:O	3:A:11:ASN:HB3	2.19	0.41
3:Q:257:ILE:HD13	3:Q:269:ILE:HD12	2.01	0.41
3:Q:432:GLN:HE21	3:Q:432:GLN:CA	2.33	0.41
3:V:348:GLU:O	3:V:348:GLU:HG3	2.20	0.41
3:E:260:PHE:HB3	3:E:265:PHE:CD2	2.55	0.41
3:I:145:LEU:HD22	3:I:207:ALA:HA	2.01	0.41
3:V:128:LEU:HD11	3:V:130:ARG:HE	1.85	0.41
3:B:440:GLU:O	3:B:441:PHE:C	2.59	0.41
3:R:79:GLN:HG3	3:R:80:PHE:N	2.34	0.41
3:T:46:ALA:HA	3:T:47:PRO:HD3	1.74	0.41
3:D:8:PHE:HZ	3:E:255:GLU:CA	2.28	0.41
3:C:56:VAL:CG1	3:C:123:THR:OG1	2.68	0.41
3:J:8:PHE:CZ	3:K:254:ARG:O	2.73	0.41
1:W:68:C:C5	1:W:69:A:N7	2.89	0.41
3:M:56:VAL:HG11	3:M:123:THR:OG1	2.19	0.41
2:X:88:A:C2'	2:X:89:C:O5'	2.66	0.41
3:R:37:LYS:HB3	3:R:38:LYS:H	1.65	0.41
3:L:248:GLN:OE1	3:L:249:ILE:HG13	2.20	0.41
3:Q:205:PHE:HD2	3:Q:205:PHE:C	2.23	0.41
3:L:285:TYR:O	3:L:289:PHE:N	2.53	0.41
3:N:223:ALA:O	3:N:226:VAL:CG2	2.69	0.41
3:I:172:ILE:CD1	3:I:226:VAL:HG21	2.50	0.41
3:H:97:ALA:C	3:H:213:PHE:CE1	2.93	0.41
3:H:99:LYS:HA	3:H:99:LYS:HD3	1.84	0.41
3:N:35:ASP:HA	3:N:89:TRP:HE1	1.83	0.41
3:O:37:LYS:HG3	3:O:89:TRP:HE3	1.85	0.41
3:A:140:LEU:HA	3:A:143:LEU:HD12	2.02	0.41
3:A:57:LEU:HD21	3:A:140:LEU:CD1	2.51	0.41
3:F:30:TYR:CE2	3:F:274:GLU:HB3	2.55	0.41
3:R:54:LYS:C	3:R:56:VAL:H	2.24	0.41
3:T:19:PRO:C	3:T:20:GLU:CD	2.79	0.41
3:T:22:ILE:HA	3:T:22:ILE:HD13	1.84	0.41
3:I:133:THR:OG1	3:I:135:PRO:HD2	2.20	0.41
3:T:232:ALA:C	3:T:234:GLU:N	2.72	0.41
1:W:55:C:N3	3:K:157:ASN:HB2	2.34	0.41
3:G:232:ALA:O	3:G:234:GLU:N	2.47	0.41
3:Q:244:GLY:O	3:Q:245:PHE:C	2.58	0.41

Continued on next page...

Continued from previous page...

Atom-1	Atom-2	Interatomic distance (Å)	Clash overlap (Å)
3:B:244:GLY:O	3:B:245:PHE:C	2.59	0.41
3:B:59:GLY:O	3:B:60:MET:C	2.59	0.41
3:J:260:PHE:HD1	3:J:260:PHE:N	2.18	0.41
3:H:212:MET:HG3	3:H:288:HIS:HD2	1.86	0.41
3:R:60:MET:SD	3:R:60:MET:N	2.93	0.41
3:N:244:GLY:O	3:N:245:PHE:C	2.58	0.41
3:C:144:LEU:O	3:C:147:LEU:HB2	2.19	0.41
3:M:220:LEU:HB3	3:M:221:TYR:H	1.71	0.41
3:P:249:ILE:CD1	3:P:321:GLN:HG3	2.44	0.41
3:M:232:ALA:C	3:M:234:GLU:N	2.74	0.41
3:R:206:LEU:O	3:R:207:ALA:C	2.59	0.41
3:Q:66:ASP:CB	3:Q:67:PRO:CD	2.93	0.41
3:M:87:GLU:OE2	3:M:283:HIS:O	2.38	0.41
3:B:73:TYR:O	3:B:74:LEU:C	2.59	0.41
3:F:248:GLN:CD	3:F:249:ILE:HG13	2.40	0.41
3:U:248:GLN:HE21	3:U:248:GLN:HB3	1.43	0.41
3:T:248:GLN:O	3:T:250:ASN:O	2.38	0.41
3:L:36:LEU:N	3:L:89:TRP:CE2	2.88	0.41
3:U:62:ALA:HB3	3:U:197:TRP:HZ3	1.84	0.41
3:J:98:ARG:HG3	3:J:213:PHE:CD1	2.54	0.41
3:O:37:LYS:HB3	3:O:38:LYS:H	1.64	0.41
3:U:183:GLU:O	3:U:184:HIS:O	2.38	0.41
3:T:183:GLU:O	3:T:190:THR:HG22	2.21	0.41
2:X:9:C:C2	3:V:323:ARG:HG2	2.55	0.41
3:G:248:GLN:O	3:G:250:ASN:O	2.38	0.41
3:A:325:LEU:HA	3:A:325:LEU:HD12	1.80	0.41
3:Q:240:VAL:HA	3:Q:243:THR:HG22	2.03	0.41
3:E:33:ILE:HG21	3:E:36:LEU:O	2.20	0.41
3:H:163:THR:HG22	3:H:192:LYS:NZ	2.36	0.41
3:N:27:GLU:CD	3:N:27:GLU:O	2.59	0.41
3:J:155:GLY:H	3:J:158:THR:HG21	1.84	0.41
3:V:91:SER:C	3:V:92:TYR:CD1	2.94	0.41
3:G:32:ALA:HB2	3:G:277:GLN:HE22	1.85	0.41
3:I:59:GLY:O	3:I:60:MET:C	2.58	0.41
3:M:97:ALA:C	3:M:99:LYS:N	2.74	0.41
3:K:286:PHE:HA	3:K:289:PHE:HB3	2.02	0.41
3:P:216:ARG:HG3	3:P:217:ILE:HD12	2.01	0.41
3:U:337:GLU:HG3	3:V:353:GLY:HA3	2.02	0.41
3:K:257:ILE:HG22	3:K:257:ILE:O	2.20	0.41
3:C:345:LEU:HA	3:C:345:LEU:HD12	1.81	0.41
3:T:211:ASP:HB2	3:T:228:THR:HB	2.01	0.41

Continued on next page...

Continued from previous page...

Atom-1	Atom-2	Interatomic distance (Å)	Clash overlap (Å)
3:E:281:VAL:HA	3:E:282:PRO:HD3	1.76	0.41
3:M:26:HIS:O	3:M:27:GLU:HB3	2.19	0.41
3:V:225:ARG:O	3:V:229:VAL:N	2.50	0.41
3:K:12:ASN:HB3	3:K:13:GLN:OE1	2.20	0.41
3:I:176:ALA:O	3:I:178:PHE:N	2.54	0.41
3:D:248:GLN:CD	3:D:249:ILE:HG13	2.41	0.41
3:R:278:GLU:HB2	3:R:284:SER:OG	2.20	0.41
3:K:247:LYS:C	3:K:248:GLN:O	2.53	0.41
3:Q:250:ASN:HB3	3:Q:349:PHE:CD2	2.54	0.41
3:I:30:TYR:HA	3:I:31:PRO:HD3	1.85	0.41
3:U:73:TYR:CD2	3:U:210:TYR:OH	2.73	0.41
3:P:197:TRP:CD1	3:P:198:SER:O	2.74	0.41
3:L:81:PHE:CE1	3:L:85:CYS:HB2	2.54	0.41
3:G:248:GLN:HE21	3:G:248:GLN:HB3	1.42	0.41
3:P:30:TYR:HA	3:P:31:PRO:HD3	1.68	0.41
3:V:369:TYR:C	3:V:371:ALA:H	2.23	0.41
3:T:194:CYS:C	3:T:196:ASN:N	2.69	0.41
3:N:416:LEU:H	3:N:416:LEU:HD12	1.83	0.41
3:S:37:LYS:HB3	3:S:38:LYS:H	1.59	0.41
3:R:156:GLN:C	3:R:158:THR:N	2.74	0.41
3:K:409:ILE:HG22	3:K:410:MET:HE3	2.02	0.41
3:V:43:LEU:HD23	3:V:116:VAL:HG21	2.02	0.41
3:A:100:GLY:C	3:A:101:ASP:OD2	2.59	0.41
3:P:259:TYR:HE2	3:P:405:VAL:HG21	1.86	0.41
3:N:325:LEU:HA	3:N:325:LEU:HD12	1.74	0.41
3:H:84:THR:C	3:H:86:PRO:HD3	2.41	0.41
3:Q:47:PRO:HB2	3:Q:48:ASP:H	1.59	0.41
3:A:165:ILE:HG13	3:A:166:ALA:N	2.34	0.41
3:G:81:PHE:CG	3:G:82:GLU:N	2.88	0.41
3:M:8:PHE:CD1	3:M:8:PHE:N	2.88	0.41
3:P:169:ILE:HD11	3:P:191:HIS:HE1	1.85	0.41
3:C:249:ILE:HD11	3:C:321:GLN:HG3	2.02	0.41
3:M:57:LEU:C	3:M:59:GLY:N	2.74	0.41
3:R:249:ILE:CG2	3:R:319:MET:HE1	2.51	0.41
3:J:85:CYS:HB3	3:J:91:SER:HB2	2.02	0.41
3:T:53:TYR:OH	3:T:63:ALA:N	2.53	0.41
3:H:248:GLN:HE21	3:H:248:GLN:HB3	1.57	0.41
3:B:69:ASP:O	3:B:72:SER:N	2.53	0.41
3:U:198:SER:HB3	3:U:199:THR:H	1.73	0.41
3:V:77:ALA:CB	3:V:98:ARG:NH2	2.78	0.41
3:I:225:ARG:C	3:I:227:GLY:N	2.74	0.41

Continued on next page...

Continued from previous page...

Atom-1	Atom-2	Interatomic distance (Å)	Clash overlap (Å)
3:I:35:ASP:OD2	3:I:89:TRP:NE1	2.51	0.41
3:I:66:ASP:O	3:I:67:PRO:C	2.57	0.41
3:M:344:TYR:HD1	3:M:344:TYR:H	1.67	0.41
3:Q:344:TYR:CG	3:Q:409:ILE:HG12	2.55	0.41
3:S:87:GLU:C	3:S:89:TRP:N	2.72	0.41
3:K:5:LYS:N	3:K:5:LYS:NZ	2.61	0.41
3:U:87:GLU:C	3:U:89:TRP:H	2.24	0.41
3:B:240:VAL:CA	3:B:243:THR:HG22	2.49	0.41
3:H:305:VAL:O	3:H:305:VAL:HG22	2.21	0.41
3:J:31:PRO:HG3	3:J:289:PHE:CD1	2.55	0.41
1:W:24:A:H2'	1:W:25:C:O5'	2.19	0.41
3:U:204:ARG:HH21	3:U:234:GLU:CD	2.24	0.41
3:E:268:GLU:OE2	3:E:307:HIS:HD2	2.03	0.41
3:G:266:GLU:OE2	3:H:358:ARG:HD2	2.21	0.41
3:F:62:ALA:HB3	3:F:197:TRP:HZ3	1.85	0.41
3:D:239:LEU:O	3:D:243:THR:HG22	2.20	0.41
3:R:350:PHE:CE1	3:R:423:ARG:NH2	2.88	0.41
3:O:46:ALA:HB1	3:O:50:ASN:OD1	2.21	0.41
3:K:10:VAL:O	3:K:11:ASN:CB	2.68	0.41
3:Q:22:ILE:HD13	3:Q:22:ILE:HA	1.88	0.41
3:P:290:ARG:NH1	3:P:290:ARG:HG3	2.34	0.41
3:A:84:THR:O	3:A:86:PRO:HD3	2.20	0.41
2:X:10:C:C2	3:V:157:ASN:HB2	2.56	0.41
3:D:295:SER:OG	3:D:296:GLY:N	2.53	0.41
3:S:79:GLN:HG3	3:S:80:PHE:N	2.35	0.41
3:M:166:ALA:O	3:M:170:GLU:HB2	2.20	0.41
3:E:9:LYS:CE	3:G:362:ASP:HA	2.51	0.41
3:F:194:CYS:C	3:F:196:ASN:H	2.23	0.41
3:I:244:GLY:O	3:I:245:PHE:C	2.59	0.41
3:C:205:PHE:C	3:C:205:PHE:CD2	2.93	0.41
3:C:73:TYR:HD2	3:C:210:TYR:OH	2.04	0.41
3:M:257:ILE:O	3:M:260:PHE:HB2	2.20	0.41
3:Q:140:LEU:O	3:Q:141:VAL:C	2.58	0.41
3:L:118:GLY:HA3	3:L:120:TRP:HE1	1.84	0.41
3:G:286:PHE:HA	3:G:289:PHE:HB3	2.02	0.41
3:N:69:ASP:C	3:N:71:CYS:N	2.73	0.41
3:M:284:SER:O	3:M:287:ILE:HG12	2.18	0.41
2:X:58:C:H2'	2:X:59:C:O4'	2.21	0.41
3:F:176:ALA:O	3:F:177:PRO:C	2.56	0.41
3:K:239:LEU:HA	3:K:272:MET:HE3	2.02	0.41
3:H:77:ALA:HB1	3:H:98:ARG:HH22	1.81	0.41

Continued on next page...

Continued from previous page...

Atom-1	Atom-2	Interatomic distance (Å)	Clash overlap (Å)
3:U:98:ARG:HG3	3:U:213:PHE:CD1	2.56	0.41
3:O:73:TYR:CD2	3:O:141:VAL:HG21	2.55	0.41
1:W:16:A:H5'	3:D:235:ASP:CG	2.41	0.41
3:A:6:ILE:HG21	3:B:254:ARG:NH2	2.30	0.41
3:L:305:VAL:O	3:L:305:VAL:HG13	2.20	0.41
3:C:10:VAL:O	3:C:11:ASN:CB	2.67	0.41
3:F:54:LYS:C	3:F:56:VAL:H	2.23	0.41
3:F:69:ASP:O	3:F:71:CYS:N	2.53	0.41
3:V:99:LYS:HA	3:V:99:LYS:HD3	1.87	0.41
3:K:165:ILE:O	3:K:169:ILE:HG12	2.21	0.41
3:E:219:HIS:HA	3:E:222:SER:HB3	2.01	0.41
3:E:173:PHE:HZ	3:E:224:ILE:HA	1.82	0.41
3:G:231:THR:HA	3:G:234:GLU:OE1	2.20	0.41
3:J:79:GLN:HB3	3:J:217:ILE:HG23	2.02	0.41
3:D:341:LEU:HB2	3:E:355:PHE:CE2	2.55	0.41
3:P:260:PHE:CD1	3:P:260:PHE:N	2.88	0.41
3:H:298:SER:C	3:H:300:TYR:H	2.22	0.41
3:B:344:TYR:CD2	3:B:409:ILE:HG12	2.56	0.41
3:U:7:VAL:HG13	3:U:18:LYS:O	2.20	0.41
3:P:319:MET:HB2	3:P:319:MET:HE2	1.61	0.41
3:R:67:PRO:HA	3:R:206:LEU:HD11	2.00	0.41
3:G:225:ARG:O	3:G:226:VAL:C	2.59	0.41
3:T:69:ASP:O	3:T:71:CYS:N	2.53	0.41
3:N:50:ASN:HD22	3:N:50:ASN:H	1.66	0.41
3:F:248:GLN:O	3:F:249:ILE:C	2.59	0.41
3:J:248:GLN:O	3:J:249:ILE:C	2.58	0.41
2:X:4:C:O2	3:L:223:ALA:HA	2.21	0.41
3:O:192:LYS:C	3:O:194:CYS:H	2.22	0.41
3:H:37:LYS:HB3	3:H:38:LYS:H	1.70	0.41
3:J:98:ARG:HG3	3:J:213:PHE:CG	2.55	0.41
3:A:183:GLU:O	3:A:184:HIS:O	2.38	0.41
3:O:206:LEU:HA	3:O:209:THR:CG2	2.51	0.41
3:T:185:HIS:CA	3:T:189:THR:N	2.84	0.41
3:L:86:PRO:O	3:L:86:PRO:CD	2.69	0.41
3:L:197:TRP:CD1	3:L:198:SER:O	2.74	0.41
3:G:52:ALA:O	3:G:53:TYR:C	2.59	0.41
3:R:54:LYS:O	3:R:56:VAL:N	2.53	0.41
3:P:85:CYS:HB3	3:P:91:SER:HB2	2.02	0.41
3:E:73:TYR:HD2	3:E:210:TYR:OH	2.03	0.41
3:U:38:LYS:HZ3	3:U:293:GLY:HA3	1.85	0.41
3:I:133:THR:HG23	3:I:136:GLU:HG3	1.98	0.41

Continued on next page...

Continued from previous page...

Atom-1	Atom-2	Interatomic distance (Å)	Clash overlap (Å)
3:H:205:PHE:CD2	3:H:205:PHE:C	2.93	0.41
3:H:189:THR:HB	3:H:193:MET:HG2	2.02	0.41
3:F:54:LYS:C	3:F:56:VAL:N	2.74	0.41
3:E:268:GLU:OE2	3:E:307:HIS:CD2	2.74	0.41
3:N:151:SER:OG	3:N:198:SER:HA	2.21	0.41
3:O:415:ARG:HE	3:P:352:LYS:HB2	1.86	0.41
1:W:32:A:H2	1:W:33:A:C8	2.39	0.41
3:M:270:ARG:NH1	3:M:270:ARG:HG3	2.36	0.41
3:V:31:PRO:HB3	3:V:289:PHE:HB2	2.03	0.41
3:E:232:ALA:O	3:E:234:GLU:N	2.46	0.41
3:H:153:ILE:HD12	3:H:153:ILE:N	2.34	0.41
3:A:296:GLY:C	3:A:297:LYS:HD3	2.41	0.41
3:Q:244:GLY:O	3:Q:247:LYS:HB3	2.21	0.41
3:O:441:PHE:C	3:O:441:PHE:CD2	2.94	0.41
3:N:260:PHE:HD1	3:N:260:PHE:N	2.18	0.41
3:S:80:PHE:N	3:S:80:PHE:CD2	2.89	0.41
3:S:238:GLY:HA3	3:S:300:TYR:O	2.21	0.41
3:O:68:ASP:HB3	3:O:120:TRP:HH2	1.85	0.41
3:M:139:SER:HA	3:M:178:PHE:CD2	2.56	0.41
3:C:66:ASP:OD1	3:C:66:ASP:N	2.54	0.41
3:O:176:ALA:C	3:O:178:PHE:H	2.24	0.41
3:M:248:GLN:O	3:M:250:ASN:O	2.39	0.41
3:L:69:ASP:C	3:L:71:CYS:N	2.73	0.41
3:M:255:GLU:C	3:M:257:ILE:N	2.73	0.41
3:T:56:VAL:CG1	3:T:123:THR:OG1	2.67	0.41
3:K:308:VAL:HG12	3:K:312:ILE:HD11	2.03	0.41
3:N:38:LYS:HE2	3:N:39:PRO:CD	2.51	0.41
1:W:1:C:N4	3:F:157:ASN:HD22	2.19	0.41
3:M:31:PRO:HD2	3:M:277:GLN:CG	2.51	0.41
3:S:176:ALA:O	3:S:177:PRO:C	2.56	0.41
3:H:281:VAL:HG12	3:H:283:HIS:H	1.86	0.41
3:Q:263:LYS:HE2	3:R:358:ARG:NH2	2.36	0.41
1:W:26:A:P	3:C:237:SER:HG	2.43	0.41
3:U:308:VAL:O	3:U:309:PHE:C	2.59	0.41
2:X:69:A:H8	2:X:69:A:O5'	2.03	0.41
3:O:50:ASN:N	3:O:50:ASN:ND2	2.68	0.41
3:Q:308:VAL:HG12	3:Q:312:ILE:CD1	2.51	0.41
3:U:441:PHE:O	3:U:445:THR:HG23	2.20	0.41
3:B:60:MET:O	3:B:61:SER:HB3	2.20	0.41
2:X:17:C:P	3:U:237:SER:HG	2.43	0.41
3:F:7:VAL:HG13	3:F:18:LYS:O	2.21	0.41

Continued on next page...

Continued from previous page...

Atom-1	Atom-2	Interatomic distance (Å)	Clash overlap (Å)
2:X:95:A:H8	2:X:95:A:O5'	2.04	0.41
3:I:442:LEU:HA	3:I:442:LEU:HD23	1.89	0.41
3:P:229:VAL:HG13	3:P:230:VAL:N	2.35	0.41
3:V:5:LYS:HB2	3:V:6:ILE:H	1.79	0.41
3:D:146:SER:HA	3:D:227:GLY:HA3	2.02	0.41
3:C:67:PRO:O	3:C:71:CYS:HB3	2.20	0.41
3:C:87:GLU:OE2	3:C:285:TYR:CA	2.68	0.41
3:J:214:PHE:CD2	3:J:222:SER:HA	2.56	0.41
3:N:247:LYS:C	3:N:248:GLN:O	2.58	0.41
3:M:66:ASP:O	3:M:69:ASP:N	2.54	0.41
3:L:206:LEU:HA	3:L:209:THR:CG2	2.49	0.41
3:V:189:THR:O	3:V:193:MET:N	2.35	0.41
3:O:146:SER:HA	3:O:227:GLY:HA3	2.02	0.41
3:Q:77:ALA:O	3:Q:98:ARG:NH2	2.53	0.41
3:N:11:ASN:C	3:N:11:ASN:OD1	2.59	0.41
3:Q:249:ILE:CG2	3:Q:250:ASN:OD1	2.58	0.41
3:Q:249:ILE:HG23	3:Q:319:MET:HE1	2.02	0.41
3:U:248:GLN:O	3:U:250:ASN:N	2.54	0.41
3:T:248:GLN:CG	3:T:249:ILE:N	2.69	0.41
3:V:73:TYR:OH	3:V:98:ARG:NH2	2.54	0.41
3:V:77:ALA:N	3:V:98:ARG:HH12	2.19	0.41
3:V:180:LYS:HE2	3:V:182:VAL:O	2.21	0.41
3:H:74:LEU:CB	3:H:99:LYS:HE3	2.51	0.41
3:H:57:LEU:HD21	3:H:144:LEU:CD2	2.51	0.41
3:S:146:SER:HA	3:S:227:GLY:HA3	2.03	0.41
3:U:313:HIS:CB	3:U:324:SER:HB2	2.49	0.41
3:J:66:ASP:O	3:J:67:PRO:C	2.58	0.41
3:A:189:THR:O	3:A:193:MET:HG2	2.21	0.41
3:Q:128:LEU:HD11	3:Q:130:ARG:NE	2.16	0.41
3:A:87:GLU:O	3:A:88:ASP:C	2.60	0.41
3:U:98:ARG:NH2	3:U:220:LEU:CD2	2.84	0.41
3:S:89:TRP:HB3	3:S:90:THR:H	1.77	0.41
3:B:273:PHE:O	3:B:274:GLU:C	2.59	0.41
3:Q:313:HIS:CB	3:Q:324:SER:HB2	2.46	0.41
3:Q:317:CYS:SG	3:Q:325:LEU:HD12	2.61	0.41
3:L:273:PHE:HE2	3:V:22:ILE:HD11	1.84	0.41
3:G:252:THR:HG22	3:G:253:ALA:N	2.35	0.41
3:G:54:LYS:HE3	3:G:140:LEU:HD21	2.02	0.41
3:H:281:VAL:HA	3:H:282:PRO:HD3	1.75	0.41
3:U:277:GLN:H	3:U:277:GLN:CD	2.24	0.41
3:P:239:LEU:HA	3:P:272:MET:HE3	2.03	0.41

Continued on next page...

Continued from previous page...

Atom-1	Atom-2	Interatomic distance (Å)	Clash overlap (Å)
3:V:222:SER:O	3:V:224:ILE:N	2.54	0.41
3:S:246:ILE:HG13	3:S:247:LYS:H	1.81	0.41
3:V:50:ASN:O	3:V:51:LYS:C	2.58	0.41
2:X:27:C:OP1	3:T:323:ARG:NH2	2.40	0.41
3:D:66:ASP:HB2	3:D:67:PRO:CD	2.47	0.41
3:F:81:PHE:HZ	3:F:85:CYS:N	2.18	0.41
3:P:97:ALA:C	3:P:99:LYS:N	2.73	0.41
3:O:239:LEU:HD12	3:O:272:MET:CE	2.50	0.41
3:O:268:GLU:OE2	3:O:307:HIS:CD2	2.74	0.41
3:G:51:LYS:HD3	3:G:51:LYS:O	2.21	0.41
3:L:232:ALA:C	3:L:234:GLU:N	2.74	0.41
3:K:136:GLU:O	3:K:137:HIS:C	2.59	0.41
3:B:81:PHE:CE2	3:B:84:THR:HA	2.55	0.41
3:E:54:LYS:C	3:E:56:VAL:H	2.23	0.41
2:X:19:C:H4'	3:U:161:TYR:CD1	2.55	0.41
3:I:232:ALA:C	3:I:234:GLU:N	2.73	0.41
3:F:215:SER:HB2	3:F:225:ARG:HH12	1.86	0.41
3:S:297:LYS:O	3:S:298:SER:C	2.60	0.41
3:R:232:ALA:C	3:R:234:GLU:N	2.74	0.41
3:P:79:GLN:HG3	3:P:80:PHE:H	1.85	0.41
3:L:338:MET:CE	3:L:338:MET:HA	2.50	0.41
3:Q:308:VAL:HG12	3:Q:312:ILE:HD12	2.02	0.41
3:M:81:PHE:CD2	3:M:82:GLU:N	2.89	0.41
3:C:130:ARG:HB2	3:C:131:ASP:H	1.60	0.41
3:G:269:ILE:HG13	3:H:359:PHE:CZ	2.56	0.41
2:X:17:C:OP1	3:U:237:SER:OG	2.30	0.41
3:J:27:GLU:O	3:J:28:TYR:CD1	2.74	0.41
3:K:325:LEU:O	3:K:439:ALA:HB2	2.21	0.41
3:V:103:ILE:N	3:V:103:ILE:HD12	2.36	0.41
3:U:354:THR:O	3:U:354:THR:OG1	2.34	0.41
3:L:142:GLY:HA3	3:L:173:PHE:CE2	2.56	0.41
3:E:47:PRO:HB2	3:E:48:ASP:H	1.64	0.41
3:L:363:GLU:O	3:L:367:GLN:HG2	2.21	0.41
3:H:244:GLY:O	3:H:245:PHE:C	2.59	0.41
3:M:266:GLU:OE2	3:N:358:ARG:HD2	2.21	0.41
3:K:441:PHE:C	3:K:441:PHE:CD2	2.93	0.41
3:J:103:ILE:HD12	3:J:103:ILE:N	2.36	0.41
3:Q:371:ALA:C	3:Q:373:GLU:N	2.72	0.41
3:N:145:LEU:HD22	3:N:207:ALA:HA	2.03	0.41
3:Q:253:ALA:C	3:Q:255:GLU:N	2.74	0.41
3:I:264:ASN:HD21	3:J:251:LEU:CG	2.28	0.41

Continued on next page...

Continued from previous page...

Atom-1	Atom-2	Interatomic distance (Å)	Clash overlap (Å)
3:M:57:LEU:HD23	3:M:57:LEU:C	2.41	0.41
2:X:88:A:C8	2:X:89:C:C4'	3.00	0.41
3:N:65:LEU:N	3:N:65:LEU:CD1	2.84	0.41
3:Q:37:LYS:HG3	3:Q:89:TRP:CE3	2.56	0.41
3:V:73:TYR:CD1	3:V:76:ALA:HB3	2.55	0.41
1:W:58:C:O2	3:K:223:ALA:HA	2.21	0.41
3:C:323:ARG:CD	3:C:323:ARG:C	2.70	0.41
3:I:417:LYS:HB2	3:I:420:HIS:CD2	2.56	0.41
3:K:73:TYR:CZ	3:K:98:ARG:NH2	2.89	0.41
3:N:87:GLU:O	3:N:89:TRP:N	2.54	0.41
3:A:137:HIS:O	3:A:141:VAL:HG23	2.20	0.41
3:S:67:PRO:HA	3:S:206:LEU:CD1	2.51	0.41
3:G:249:ILE:HG21	3:G:319:MET:CE	2.47	0.41
3:B:325:LEU:HD12	3:B:325:LEU:HA	1.79	0.41
3:D:197:TRP:CD1	3:D:198:SER:O	2.74	0.41
3:R:289:PHE:CG	3:R:290:ARG:N	2.89	0.41
3:S:32:ALA:CB	3:S:277:GLN:HE22	2.28	0.41
1:W:90:C:C6	3:G:323:ARG:HG2	2.55	0.41
3:S:403:GLU:HG3	3:T:357:ARG:NH1	2.33	0.41
3:B:261:PHE:O	3:B:262:HIS:HB2	2.20	0.41
3:N:340:VAL:HG13	3:N:416:LEU:HD11	2.03	0.41
3:C:135:PRO:O	3:C:139:SER:HB2	2.21	0.41
3:I:42:THR:HG22	3:I:103:ILE:CG2	2.51	0.41
3:F:416:LEU:H	3:F:416:LEU:HD12	1.85	0.41
3:B:156:GLN:C	3:B:158:THR:H	2.24	0.41
3:L:225:ARG:O	3:L:229:VAL:N	2.48	0.41
3:H:216:ARG:HD3	3:H:216:ARG:O	2.20	0.41
3:A:237:SER:HA	3:A:240:VAL:HB	2.02	0.41
3:V:126:MET:HG2	3:V:128:LEU:H	1.86	0.41
3:L:286:PHE:HE1	3:L:300:TYR:CE1	2.39	0.41
3:R:22:ILE:HA	3:R:22:ILE:HD13	1.83	0.41
3:F:373:GLU:O	3:F:373:GLU:HG3	2.21	0.41
3:A:135:PRO:O	3:A:139:SER:HB2	2.21	0.41
3:U:311:LEU:O	3:U:315:VAL:HG23	2.21	0.41
3:A:18:LYS:HA	3:A:19:PRO:HD3	1.94	0.41
3:O:149:ARG:HG3	3:O:230:VAL:HG11	2.03	0.41
3:E:8:PHE:CZ	3:F:254:ARG:O	2.74	0.40
3:C:252:THR:HG22	3:C:253:ALA:H	1.86	0.40
3:G:8:PHE:CZ	3:H:254:ARG:O	2.74	0.40
3:N:248:GLN:HB3	3:N:248:GLN:HE21	1.43	0.40
3:T:175:THR:C	3:T:176:ALA:O	2.56	0.40

Continued on next page...

Continued from previous page...

Atom-1	Atom-2	Interatomic distance (Å)	Clash overlap (Å)
3:B:146:SER:HA	3:B:227:GLY:HA3	2.03	0.40
3:F:216:ARG:O	3:F:216:ARG:HD3	2.19	0.40
3:S:192:LYS:HA	3:S:192:LYS:HD2	1.90	0.40
3:P:73:TYR:CG	3:P:141:VAL:HG21	2.56	0.40
3:P:54:LYS:C	3:P:56:VAL:N	2.74	0.40
3:R:171:GLN:HG2	3:R:184:HIS:HE1	1.85	0.40
3:H:98:ARG:HG3	3:H:213:PHE:CG	2.55	0.40
3:U:77:ALA:HB1	3:U:98:ARG:NH2	2.33	0.40
3:H:324:SER:O	3:H:325:LEU:C	2.59	0.40
3:O:73:TYR:CG	3:O:141:VAL:HG21	2.56	0.40
3:O:252:THR:HG22	3:O:253:ALA:N	2.35	0.40
3:Q:409:ILE:HG22	3:Q:410:MET:HE3	2.03	0.40
3:P:103:ILE:N	3:P:103:ILE:HD12	2.36	0.40
2:X:36:C:C2'	2:X:38:C:H5''	2.39	0.40
3:G:249:ILE:CG2	3:G:250:ASN:N	2.79	0.40
3:H:52:ALA:CB	3:H:126:MET:SD	3.09	0.40
3:T:30:TYR:HA	3:T:31:PRO:HD3	1.84	0.40
3:N:85:CYS:HB3	3:N:91:SER:CB	2.46	0.40
3:D:64:LYS:C	3:D:67:PRO:HD2	2.41	0.40
3:K:81:PHE:CD2	3:K:82:GLU:N	2.89	0.40
3:R:264:ASN:ND2	3:S:251:LEU:HD22	2.31	0.40
3:A:251:LEU:HD22	3:K:262:HIS:HE1	1.86	0.40
3:T:148:TYR:CE1	3:T:199:THR:HG23	2.56	0.40
3:B:318:TYR:CE1	3:B:423:ARG:HG2	2.56	0.40
3:G:440:GLU:O	3:G:441:PHE:C	2.59	0.40
3:K:334:ALA:O	3:K:338:MET:HG2	2.22	0.40
3:T:257:ILE:HD13	3:T:269:ILE:HD12	2.03	0.40
3:Q:222:SER:O	3:Q:224:ILE:N	2.55	0.40
3:T:132:PRO:HG2	3:T:137:HIS:CE1	2.56	0.40
3:G:437:SER:OG	3:G:439:ALA:HB3	2.21	0.40
3:V:344:TYR:CG	3:V:409:ILE:HG12	2.56	0.40
3:P:166:ALA:O	3:P:167:ASP:C	2.60	0.40
3:F:317:CYS:SG	3:F:325:LEU:HA	2.61	0.40
3:P:22:ILE:HA	3:P:22:ILE:HD13	1.83	0.40
3:E:263:LYS:O	3:E:266:GLU:HG3	2.21	0.40
1:W:49:C:OP1	3:A:168:ARG:NH2	2.54	0.40
2:X:2:C:H2'	2:X:3:A:O4'	2.20	0.40
3:Q:73:TYR:CZ	3:Q:98:ARG:CZ	3.03	0.40
3:G:285:TYR:O	3:G:286:PHE:C	2.59	0.40
3:U:53:TYR:HD1	3:U:121:ALA:O	2.04	0.40
3:V:172:ILE:HG21	3:V:172:ILE:HD13	1.81	0.40

Continued on next page...

Continued from previous page...

Atom-1	Atom-2	Interatomic distance (Å)	Clash overlap (Å)
3:Q:249:ILE:HG23	3:Q:319:MET:SD	2.60	0.40
3:E:38:LYS:HD3	3:E:205:PHE:CE1	2.48	0.40
3:E:315:VAL:HG12	3:E:319:MET:CE	2.51	0.40
3:I:313:HIS:ND1	3:I:324:SER:CB	2.74	0.40
3:V:325:LEU:O	3:V:439:ALA:HB2	2.21	0.40
3:F:145:LEU:HD22	3:F:207:ALA:HA	2.03	0.40
3:R:313:HIS:O	3:R:316:GLY:N	2.55	0.40
3:B:324:SER:C	3:B:326:ASN:N	2.74	0.40
3:B:33:ILE:HB	3:B:88:ASP:HB2	2.03	0.40
3:U:87:GLU:O	3:U:88:ASP:C	2.59	0.40
3:F:31:PRO:HG3	3:F:289:PHE:CE1	2.55	0.40
2:X:6:A:C6	2:X:7:A:N7	2.90	0.40
3:E:412:ASN:HD22	3:E:417:LYS:HG2	1.86	0.40
3:D:366:LEU:CD2	3:D:366:LEU:C	2.88	0.40
3:K:197:TRP:HD1	3:K:198:SER:N	2.17	0.40
3:E:54:LYS:NZ	3:E:69:ASP:OD2	2.53	0.40
3:B:130:ARG:NH2	3:B:136:GLU:OE2	2.53	0.40
3:A:130:ARG:HB2	3:A:131:ASP:H	1.73	0.40
3:O:47:PRO:HB2	3:O:48:ASP:H	1.57	0.40
3:O:153:ILE:N	3:O:153:ILE:HD12	2.36	0.40
3:R:12:ASN:HB3	3:R:13:GLN:HE22	1.86	0.40
3:G:257:ILE:O	3:G:260:PHE:HB2	2.21	0.40
3:H:289:PHE:CD1	3:H:290:ARG:N	2.89	0.40
3:H:366:LEU:C	3:H:366:LEU:HD23	2.42	0.40
3:L:153:ILE:H	3:L:153:ILE:HD12	1.87	0.40
3:I:269:ILE:HD12	3:I:269:ILE:HG23	1.88	0.40
3:S:421:ILE:O	3:S:422:ARG:C	2.59	0.40
3:C:23:VAL:HG21	3:D:233:TYR:OH	2.21	0.40
3:M:192:LYS:HA	3:M:192:LYS:HD2	1.77	0.40
3:H:253:ALA:O	3:H:255:GLU:N	2.54	0.40
3:V:253:ALA:O	3:V:255:GLU:N	2.54	0.40
3:R:248:GLN:HB3	3:R:248:GLN:HE21	1.56	0.40
3:V:226:VAL:HG23	3:V:226:VAL:H	1.55	0.40
3:P:121:ALA:O	3:P:122:LEU:HG	2.21	0.40
3:H:248:GLN:O	3:H:249:ILE:C	2.60	0.40
3:S:8:PHE:CE1	3:T:254:ARG:HG3	2.47	0.40
3:I:286:PHE:C	3:I:288:HIS:H	2.25	0.40
3:I:34:LYS:O	3:I:35:ASP:HB2	2.21	0.40
3:H:197:TRP:HD1	3:H:198:SER:O	2.05	0.40
3:K:272:MET:SD	3:K:305:VAL:HG21	2.61	0.40
3:U:218:GLU:O	3:U:220:LEU:N	2.54	0.40

Continued on next page...

Continued from previous page...

Atom-1	Atom-2	Interatomic distance (Å)	Clash overlap (Å)
3:P:38:LYS:NZ	3:P:39:PRO:HD2	2.36	0.40
3:L:79:GLN:HB3	3:L:217:ILE:HG21	2.01	0.40
3:P:211:ASP:OD2	3:P:288:HIS:HE1	2.04	0.40
3:S:313:HIS:HB2	3:S:438:PHE:CZ	2.56	0.40
3:I:15:VAL:HG13	3:I:16:SER:N	2.35	0.40
3:N:336:HIS:HE1	3:O:319:MET:O	2.05	0.40
3:O:249:ILE:HD11	3:O:321:GLN:HG3	2.03	0.40
3:D:118:GLY:HA3	3:D:120:TRP:HE1	1.86	0.40
3:F:10:VAL:O	3:F:11:ASN:HB2	2.21	0.40
3:K:219:HIS:HD1	3:K:219:HIS:C	2.24	0.40
3:K:216:ARG:O	3:K:216:ARG:HD3	2.22	0.40
3:F:53:TYR:CD2	3:F:54:LYS:N	2.89	0.40
3:E:272:MET:SD	3:E:305:VAL:HG21	2.61	0.40
3:O:289:PHE:CG	3:O:290:ARG:N	2.89	0.40
3:Q:149:ARG:O	3:Q:151:SER:N	2.54	0.40
3:U:245:PHE:HB2	3:U:312:ILE:HG23	2.03	0.40
3:A:219:HIS:HA	3:A:222:SER:HB3	2.04	0.40
1:W:22:C:O2'	3:D:225:ARG:HB2	2.22	0.40
2:X:49:C:C6	3:R:223:ALA:HA	2.56	0.40
3:U:440:GLU:O	3:U:442:LEU:N	2.55	0.40
3:R:100:GLY:C	3:R:101:ASP:OD2	2.60	0.40
3:J:153:ILE:N	3:J:153:ILE:HD12	2.36	0.40
3:D:403:GLU:HG3	3:E:357:ARG:NH1	2.37	0.40
3:H:212:MET:HG3	3:H:288:HIS:CD2	2.56	0.40
3:B:414:GLY:O	3:C:352:LYS:HA	2.20	0.40
3:M:442:LEU:HA	3:M:442:LEU:HD23	1.95	0.40
3:Q:362:ASP:OD2	3:Q:364:LYS:HB2	2.20	0.40
3:G:329:VAL:CG2	3:G:330:ILE:N	2.84	0.40
3:D:6:ILE:HG22	3:D:7:VAL:N	2.37	0.40
3:S:344:TYR:CD2	3:S:409:ILE:HG12	2.57	0.40
1:W:37:C:N3	3:B:157:ASN:HB2	2.37	0.40
3:P:84:THR:C	3:P:86:PRO:HD3	2.42	0.40
3:E:299:PRO:HG2	3:E:300:TYR:CE1	2.57	0.40
3:C:255:GLU:OE1	3:C:255:GLU:O	2.40	0.40
3:T:8:PHE:CE1	3:U:254:ARG:O	2.74	0.40
3:C:54:LYS:C	3:C:56:VAL:H	2.25	0.40
3:J:324:SER:O	3:J:326:ASN:N	2.55	0.40
3:J:38:LYS:HA	3:J:39:PRO:HD3	1.93	0.40
3:L:53:TYR:O	3:L:56:VAL:CG2	2.66	0.40
3:L:54:LYS:NZ	3:L:69:ASP:OD1	2.52	0.40
3:I:182:VAL:HB	3:I:190:THR:HG21	2.04	0.40

Continued on next page...

Continued from previous page...

Atom-1	Atom-2	Interatomic distance (Å)	Clash overlap (Å)
3:G:70:VAL:O	3:G:210:TYR:OH	2.39	0.40
3:E:31:PRO:HD2	3:E:277:GLN:CG	2.52	0.40
3:T:65:LEU:HD12	3:T:65:LEU:N	2.36	0.40
3:T:87:GLU:OE1	3:T:285:TYR:CE1	2.75	0.40
3:M:340:VAL:HG22	3:M:416:LEU:HD11	2.01	0.40
3:J:369:TYR:C	3:J:371:ALA:N	2.74	0.40
3:O:324:SER:O	3:O:326:ASN:N	2.54	0.40
3:A:308:VAL:HG12	3:A:312:ILE:HD11	2.03	0.40
3:E:140:LEU:O	3:E:143:LEU:N	2.54	0.40
3:R:183:GLU:H	3:R:190:THR:HG21	1.86	0.40
3:M:211:ASP:OD1	3:M:225:ARG:HG2	2.21	0.40
3:M:338:MET:HA	3:M:338:MET:CE	2.52	0.40
3:T:155:GLY:N	3:T:158:THR:HG21	2.36	0.40
3:R:153:ILE:HD12	3:R:153:ILE:N	2.37	0.40
3:R:350:PHE:CE1	3:R:423:ARG:CZ	3.04	0.40
3:V:252:THR:HB	3:V:256:ALA:HB2	2.04	0.40
3:K:357:ARG:C	3:K:358:ARG:HG2	2.42	0.40
3:H:216:ARG:HG3	3:H:217:ILE:HD12	2.04	0.40
3:K:289:PHE:C	3:K:289:PHE:CD1	2.95	0.40
3:K:12:ASN:CB	3:K:13:GLN:OE1	2.69	0.40
3:L:415:ARG:HG3	3:M:351:GLY:O	2.22	0.40
3:C:73:TYR:O	3:C:74:LEU:C	2.60	0.40
3:I:220:LEU:HB3	3:I:221:TYR:H	1.61	0.40
3:N:246:ILE:HG13	3:N:247:LYS:H	1.83	0.40
3:K:163:THR:HG22	3:K:192:LYS:HZ2	1.87	0.40
3:L:250:ASN:OD1	3:L:250:ASN:N	2.43	0.40
3:L:8:PHE:HE2	3:M:255:GLU:HG2	1.87	0.40
3:Q:98:ARG:HG3	3:Q:213:PHE:CD2	2.57	0.40
3:K:51:LYS:O	3:K:55:SER:HB2	2.22	0.40
3:V:221:TYR:O	3:V:223:ALA:N	2.54	0.40
3:K:249:ILE:HG22	3:K:250:ASN:OD1	2.21	0.40
3:N:53:TYR:O	3:N:56:VAL:CG2	2.57	0.40
3:P:145:LEU:CD2	3:P:207:ALA:HA	2.45	0.40
3:Q:248:GLN:CG	3:Q:249:ILE:N	2.70	0.40
3:K:175:THR:CG2	3:K:176:ALA:H	2.34	0.40
3:N:142:GLY:HA3	3:N:173:PHE:CE2	2.56	0.40
3:K:67:PRO:HA	3:K:206:LEU:HD12	2.03	0.40
3:L:74:LEU:HD23	3:L:210:TYR:CZ	2.56	0.40
3:K:323:ARG:HD3	3:K:324:SER:N	2.36	0.40
3:I:313:HIS:CB	3:I:324:SER:HB2	2.48	0.40
3:E:81:PHE:HD1	3:E:96:ILE:HD11	1.85	0.40

Continued on next page...

Continued from previous page...

Atom-1	Atom-2	Interatomic distance (Å)	Clash overlap (Å)
3:S:133:THR:HG23	3:S:135:PRO:HD2	2.03	0.40
2:X:38:C:H2'	2:X:39:A:O4'	2.22	0.40
3:M:317:CYS:O	3:M:427:VAL:HG11	2.21	0.40
3:P:324:SER:O	3:P:325:LEU:C	2.60	0.40
3:H:194:CYS:O	3:H:196:ASN:N	2.52	0.40
3:S:305:VAL:HG22	3:S:305:VAL:O	2.22	0.40
3:H:66:ASP:N	3:H:67:PRO:CD	2.85	0.40
3:F:83:GLY:O	3:F:84:THR:HB	2.21	0.40
3:O:290:ARG:HG3	3:O:290:ARG:NH1	2.37	0.40
3:F:305:VAL:CG1	3:F:305:VAL:O	2.68	0.40
3:L:10:VAL:HG23	3:L:18:LYS:NZ	2.36	0.40
3:F:232:ALA:C	3:F:234:GLU:N	2.72	0.40
3:C:133:THR:HG23	3:C:136:GLU:HG3	2.01	0.40
3:L:225:ARG:O	3:L:227:GLY:N	2.54	0.40
3:D:30:TYR:C	3:D:32:ALA:H	2.25	0.40
3:K:225:ARG:O	3:K:228:THR:N	2.55	0.40
3:H:363:GLU:O	3:H:366:LEU:HB3	2.21	0.40
3:P:260:PHE:HB3	3:P:265:PHE:CD2	2.56	0.40
3:R:17:LEU:O	3:R:17:LEU:HD12	2.22	0.40
3:G:318:TYR:CZ	3:G:423:ARG:HG2	2.57	0.40
3:L:352:LYS:HA	3:V:414:GLY:O	2.22	0.40
3:C:435:PRO:O	3:C:440:GLU:OE1	2.40	0.40
3:U:446:TYR:O	3:U:447:SER:CB	2.69	0.40
3:G:6:ILE:HB	3:G:7:VAL:H	1.63	0.40

There are no symmetry-related clashes.

5.3 Torsion angles [i](#)

5.3.1 Protein backbone [i](#)

In the following table, the Percentiles column shows the percent Ramachandran outliers of the chain as a percentile score with respect to all X-ray entries followed by that with respect to entries of similar resolution.

The Analysed column shows the number of residues for which the backbone conformation was analysed, and the total number of residues.

Mol	Chain	Analysed	Favoured	Allowed	Outliers	Percentiles
3	A	393/450 (87%)	258 (66%)	93 (24%)	42 (11%)	0 8

Continued on next page...

Continued from previous page...

Mol	Chain	Analysed	Favoured	Allowed	Outliers	Percentiles	
3	B	393/450 (87%)	268 (68%)	87 (22%)	38 (10%)	1	10
3	C	396/450 (88%)	273 (69%)	79 (20%)	44 (11%)	0	7
3	D	392/450 (87%)	278 (71%)	80 (20%)	34 (9%)	1	12
3	E	392/450 (87%)	269 (69%)	86 (22%)	37 (9%)	1	10
3	F	397/450 (88%)	273 (69%)	84 (21%)	40 (10%)	1	9
3	G	392/450 (87%)	258 (66%)	93 (24%)	41 (10%)	1	8
3	H	392/450 (87%)	274 (70%)	86 (22%)	32 (8%)	1	13
3	I	395/450 (88%)	275 (70%)	81 (20%)	39 (10%)	1	10
3	J	397/450 (88%)	268 (68%)	84 (21%)	45 (11%)	0	7
3	K	393/450 (87%)	269 (68%)	95 (24%)	29 (7%)	1	16
3	L	398/450 (88%)	271 (68%)	85 (21%)	42 (11%)	0	8
3	M	396/450 (88%)	268 (68%)	92 (23%)	36 (9%)	1	11
3	N	397/450 (88%)	263 (66%)	94 (24%)	40 (10%)	1	9
3	O	392/450 (87%)	265 (68%)	89 (23%)	38 (10%)	1	10
3	P	391/450 (87%)	263 (67%)	90 (23%)	38 (10%)	1	10
3	Q	394/450 (88%)	268 (68%)	82 (21%)	44 (11%)	0	7
3	R	393/450 (87%)	273 (70%)	81 (21%)	39 (10%)	1	10
3	S	393/450 (87%)	273 (70%)	78 (20%)	42 (11%)	0	8
3	T	392/450 (87%)	276 (70%)	83 (21%)	33 (8%)	1	13
3	U	395/450 (88%)	263 (67%)	90 (23%)	42 (11%)	0	8
3	V	397/450 (88%)	251 (63%)	97 (24%)	49 (12%)	0	6
All	All	8670/9900 (88%)	5897 (68%)	1909 (22%)	864 (10%)	1	9

All (864) Ramachandran outliers are listed below:

Mol	Chain	Res	Type
3	A	10	VAL
3	A	11	ASN
3	A	35	ASP
3	A	43	LEU
3	A	45	LYS
3	A	98	ARG
3	A	176	ALA
3	A	184	HIS
3	A	201	PRO

Continued on next page...

Continued from previous page...

Mol	Chain	Res	Type
3	A	219	HIS
3	A	232	ALA
3	A	447	SER
3	B	10	VAL
3	B	11	ASN
3	B	43	LEU
3	B	60	MET
3	B	95	VAL
3	B	120	TRP
3	B	176	ALA
3	B	184	HIS
3	B	201	PRO
3	B	219	HIS
3	B	333	CYS
3	B	399	THR
3	C	10	VAL
3	C	11	ASN
3	C	60	MET
3	C	86	PRO
3	C	98	ARG
3	C	176	ALA
3	C	184	HIS
3	C	201	PRO
3	C	219	HIS
3	C	222	SER
3	C	232	ALA
3	C	248	GLN
3	D	10	VAL
3	D	11	ASN
3	D	43	LEU
3	D	60	MET
3	D	61	SER
3	D	176	ALA
3	D	184	HIS
3	D	219	HIS
3	D	223	ALA
3	D	232	ALA
3	D	435	PRO
3	E	11	ASN
3	E	45	LYS
3	E	47	PRO
3	E	60	MET

Continued on next page...

Continued from previous page...

Mol	Chain	Res	Type
3	E	120	TRP
3	E	174	GLU
3	E	176	ALA
3	E	184	HIS
3	E	201	PRO
3	E	219	HIS
3	E	223	ALA
3	E	232	ALA
3	E	254	ARG
3	F	10	VAL
3	F	11	ASN
3	F	45	LYS
3	F	60	MET
3	F	174	GLU
3	F	176	ALA
3	F	184	HIS
3	F	219	HIS
3	F	232	ALA
3	F	248	GLN
3	F	254	ARG
3	F	432	GLN
3	G	10	VAL
3	G	11	ASN
3	G	37	LYS
3	G	45	LYS
3	G	47	PRO
3	G	60	MET
3	G	176	ALA
3	G	184	HIS
3	G	201	PRO
3	G	219	HIS
3	G	223	ALA
3	G	232	ALA
3	H	10	VAL
3	H	11	ASN
3	H	45	LYS
3	H	47	PRO
3	H	120	TRP
3	H	176	ALA
3	H	184	HIS
3	H	201	PRO
3	H	223	ALA

Continued on next page...

Continued from previous page...

Mol	Chain	Res	Type
3	H	232	ALA
3	I	10	VAL
3	I	11	ASN
3	I	21	ILE
3	I	43	LEU
3	I	60	MET
3	I	120	TRP
3	I	174	GLU
3	I	176	ALA
3	I	184	HIS
3	I	201	PRO
3	I	219	HIS
3	I	232	ALA
3	I	254	ARG
3	I	435	PRO
3	J	11	ASN
3	J	60	MET
3	J	120	TRP
3	J	184	HIS
3	J	201	PRO
3	J	219	HIS
3	J	232	ALA
3	J	254	ARG
3	J	371	ALA
3	J	399	THR
3	K	10	VAL
3	K	11	ASN
3	K	43	LEU
3	K	98	ARG
3	K	176	ALA
3	K	184	HIS
3	K	201	PRO
3	K	219	HIS
3	K	223	ALA
3	K	232	ALA
3	K	254	ARG
3	K	447	SER
3	L	10	VAL
3	L	11	ASN
3	L	36	LEU
3	L	43	LEU
3	L	60	MET

Continued on next page...

Continued from previous page...

Mol	Chain	Res	Type
3	L	174	GLU
3	L	176	ALA
3	L	184	HIS
3	L	201	PRO
3	L	219	HIS
3	L	232	ALA
3	L	245	PHE
3	L	399	THR
3	L	447	SER
3	M	45	LYS
3	M	47	PRO
3	M	60	MET
3	M	176	ALA
3	M	184	HIS
3	M	219	HIS
3	M	232	ALA
3	M	277	GLN
3	M	435	PRO
3	N	10	VAL
3	N	43	LEU
3	N	60	MET
3	N	174	GLU
3	N	176	ALA
3	N	184	HIS
3	N	219	HIS
3	N	232	ALA
3	N	248	GLN
3	O	10	VAL
3	O	11	ASN
3	O	43	LEU
3	O	47	PRO
3	O	60	MET
3	O	120	TRP
3	O	176	ALA
3	O	184	HIS
3	O	219	HIS
3	O	232	ALA
3	O	447	SER
3	P	10	VAL
3	P	11	ASN
3	P	60	MET
3	P	98	ARG

Continued on next page...

Continued from previous page...

Mol	Chain	Res	Type
3	P	177	PRO
3	P	184	HIS
3	P	201	PRO
3	P	219	HIS
3	P	223	ALA
3	P	232	ALA
3	P	245	PHE
3	P	249	ILE
3	P	447	SER
3	Q	11	ASN
3	Q	43	LEU
3	Q	60	MET
3	Q	120	TRP
3	Q	174	GLU
3	Q	184	HIS
3	Q	201	PRO
3	Q	219	HIS
3	Q	232	ALA
3	Q	233	TYR
3	Q	284	SER
3	Q	369	TYR
3	Q	435	PRO
3	R	10	VAL
3	R	11	ASN
3	R	37	LYS
3	R	47	PRO
3	R	60	MET
3	R	120	TRP
3	R	176	ALA
3	R	184	HIS
3	R	219	HIS
3	R	223	ALA
3	R	232	ALA
3	R	254	ARG
3	R	432	GLN
3	R	447	SER
3	S	6	ILE
3	S	10	VAL
3	S	11	ASN
3	S	47	PRO
3	S	98	ARG
3	S	177	PRO

Continued on next page...

Continued from previous page...

Mol	Chain	Res	Type
3	S	184	HIS
3	S	201	PRO
3	S	219	HIS
3	S	223	ALA
3	S	232	ALA
3	S	254	ARG
3	S	435	PRO
3	S	447	SER
3	T	7	VAL
3	T	10	VAL
3	T	11	ASN
3	T	43	LEU
3	T	60	MET
3	T	98	ARG
3	T	176	ALA
3	T	184	HIS
3	T	201	PRO
3	T	219	HIS
3	T	232	ALA
3	T	254	ARG
3	T	447	SER
3	U	10	VAL
3	U	11	ASN
3	U	43	LEU
3	U	60	MET
3	U	98	ARG
3	U	176	ALA
3	U	184	HIS
3	U	201	PRO
3	U	219	HIS
3	U	223	ALA
3	U	232	ALA
3	U	373	GLU
3	U	447	SER
3	V	10	VAL
3	V	11	ASN
3	V	45	LYS
3	V	60	MET
3	V	74	LEU
3	V	176	ALA
3	V	184	HIS
3	V	201	PRO

Continued on next page...

Continued from previous page...

Mol	Chain	Res	Type
3	V	219	HIS
3	V	232	ALA
3	V	333	CYS
3	V	372	ALA
3	V	399	THR
3	A	7	VAL
3	A	24	ASP
3	A	47	PRO
3	A	60	MET
3	A	86	PRO
3	A	88	ASP
3	A	119	ASN
3	A	174	GLU
3	A	223	ALA
3	A	249	ILE
3	A	254	ARG
3	A	289	PHE
3	A	399	THR
3	B	47	PRO
3	B	55	SER
3	B	61	SER
3	B	74	LEU
3	B	223	ALA
3	B	248	GLN
3	C	35	ASP
3	C	43	LEU
3	C	47	PRO
3	C	77	ALA
3	C	88	ASP
3	C	120	TRP
3	C	153	ILE
3	C	174	GLU
3	C	223	ALA
3	C	245	PHE
3	C	249	ILE
3	C	254	ARG
3	C	447	SER
3	D	35	ASP
3	D	120	TRP
3	D	159	GLY
3	D	225	ARG
3	D	266	GLU

Continued on next page...

Continued from previous page...

Mol	Chain	Res	Type
3	D	447	SER
3	E	35	ASP
3	E	82	GLU
3	E	141	VAL
3	E	157	ASN
3	E	159	GLY
3	E	190	THR
3	E	249	ILE
3	E	399	THR
3	E	432	GLN
3	F	21	ILE
3	F	47	PRO
3	F	88	ASP
3	F	118	GLY
3	F	120	TRP
3	F	222	SER
3	F	223	ALA
3	F	245	PHE
3	F	249	ILE
3	F	266	GLU
3	F	279	THR
3	F	374	LEU
3	G	35	ASP
3	G	76	ALA
3	G	83	GLY
3	G	120	TRP
3	G	225	ARG
3	G	245	PHE
3	G	254	ARG
3	G	284	SER
3	G	287	ILE
3	G	432	GLN
3	G	447	SER
3	H	219	HIS
3	H	248	GLN
3	H	249	ILE
3	I	47	PRO
3	I	74	LEU
3	I	82	GLU
3	I	91	SER
3	I	98	ARG
3	I	249	ILE

Continued on next page...

Continued from previous page...

Mol	Chain	Res	Type
3	J	10	VAL
3	J	14	VAL
3	J	47	PRO
3	J	76	ALA
3	J	77	ALA
3	J	95	VAL
3	J	98	ARG
3	J	157	ASN
3	J	174	GLU
3	J	176	ALA
3	J	222	SER
3	J	223	ALA
3	J	225	ARG
3	J	249	ILE
3	J	435	PRO
3	J	447	SER
3	K	45	LYS
3	K	77	ALA
3	K	159	GLY
3	K	371	ALA
3	K	432	GLN
3	L	32	ALA
3	L	47	PRO
3	L	88	ASP
3	L	98	ARG
3	L	153	ILE
3	L	159	GLY
3	L	223	ALA
3	L	248	GLN
3	L	249	ILE
3	L	289	PHE
3	M	11	ASN
3	M	35	ASP
3	M	55	SER
3	M	159	GLY
3	M	201	PRO
3	M	220	LEU
3	M	245	PHE
3	M	248	GLN
3	M	249	ILE
3	M	432	GLN
3	M	447	SER

Continued on next page...

Continued from previous page...

Mol	Chain	Res	Type
3	N	95	VAL
3	N	120	TRP
3	N	159	GLY
3	N	222	SER
3	N	223	ALA
3	N	226	VAL
3	N	245	PHE
3	N	372	ALA
3	N	447	SER
3	O	45	LYS
3	O	61	SER
3	O	77	ALA
3	O	98	ARG
3	O	128	LEU
3	O	159	GLY
3	O	201	PRO
3	O	223	ALA
3	P	6	ILE
3	P	37	LYS
3	P	45	LYS
3	P	47	PRO
3	P	61	SER
3	P	95	VAL
3	P	120	TRP
3	P	176	ALA
3	P	222	SER
3	P	254	ARG
3	P	321	GLN
3	Q	10	VAL
3	Q	14	VAL
3	Q	21	ILE
3	Q	47	PRO
3	Q	76	ALA
3	Q	95	VAL
3	Q	176	ALA
3	Q	237	SER
3	R	35	ASP
3	R	45	LYS
3	R	49	LEU
3	R	98	ARG
3	R	128	LEU
3	R	195	ALA

Continued on next page...

Continued from previous page...

Mol	Chain	Res	Type
3	R	222	SER
3	R	435	PRO
3	S	7	VAL
3	S	37	LYS
3	S	43	LEU
3	S	159	GLY
3	S	249	ILE
3	T	14	VAL
3	T	86	PRO
3	T	120	TRP
3	T	222	SER
3	T	233	TYR
3	U	45	LYS
3	U	47	PRO
3	U	77	ALA
3	U	86	PRO
3	U	120	TRP
3	U	159	GLY
3	U	174	GLU
3	U	220	LEU
3	U	249	ILE
3	V	47	PRO
3	V	49	LEU
3	V	76	ALA
3	V	98	ARG
3	V	120	TRP
3	V	370	GLU
3	V	447	SER
3	A	32	ALA
3	A	175	THR
3	A	177	PRO
3	A	220	LEU
3	A	233	TYR
3	A	245	PHE
3	A	432	GLN
3	B	35	ASP
3	B	36	LEU
3	B	90	THR
3	B	232	ALA
3	B	245	PHE
3	B	295	SER
3	B	296	GLY

Continued on next page...

Continued from previous page...

Mol	Chain	Res	Type
3	B	435	PRO
3	C	76	ALA
3	C	83	GLY
3	C	190	THR
3	D	21	ILE
3	D	47	PRO
3	D	76	ALA
3	D	177	PRO
3	D	201	PRO
3	D	248	GLN
3	D	249	ILE
3	E	195	ALA
3	E	333	CYS
3	E	368	GLU
3	F	14	VAL
3	F	201	PRO
3	F	226	VAL
3	F	294	LEU
3	F	435	PRO
3	F	447	SER
3	G	98	ARG
3	G	125	GLY
3	G	177	PRO
3	G	237	SER
3	G	249	ILE
3	G	323	ARG
3	G	435	PRO
3	H	35	ASP
3	H	37	LYS
3	H	61	SER
3	H	157	ASN
3	H	195	ALA
3	H	245	PHE
3	H	266	GLU
3	H	435	PRO
3	H	447	SER
3	I	35	ASP
3	I	37	LYS
3	I	55	SER
3	I	177	PRO
3	I	223	ALA
3	I	245	PHE

Continued on next page...

Continued from previous page...

Mol	Chain	Res	Type
3	I	266	GLU
3	I	447	SER
3	J	24	ASP
3	J	88	ASP
3	J	266	GLU
3	J	295	SER
3	J	370	GLU
3	K	24	ASP
3	K	76	ALA
3	K	84	THR
3	K	95	VAL
3	K	245	PHE
3	L	13	GLN
3	L	45	LYS
3	L	84	THR
3	L	254	ARG
3	M	43	LEU
3	M	86	PRO
3	M	120	TRP
3	M	195	ALA
3	M	223	ALA
3	M	370	GLU
3	M	411	MET
3	N	11	ASN
3	N	14	VAL
3	N	35	ASP
3	N	44	GLY
3	N	84	THR
3	N	98	ARG
3	N	237	SER
3	N	249	ILE
3	O	55	SER
3	O	193	MET
3	P	76	ALA
3	P	174	GLU
3	P	248	GLN
3	Q	150	LEU
3	Q	226	VAL
3	Q	254	ARG
3	Q	294	LEU
3	Q	295	SER
3	Q	404	ALA

Continued on next page...

Continued from previous page...

Mol	Chain	Res	Type
3	R	175	THR
3	R	201	PRO
3	R	245	PHE
3	R	289	PHE
3	S	35	ASP
3	S	45	LYS
3	S	53	TYR
3	S	60	MET
3	S	77	ALA
3	S	90	THR
3	S	233	TYR
3	S	245	PHE
3	T	32	ALA
3	T	157	ASN
3	T	177	PRO
3	T	249	ILE
3	T	294	LEU
3	T	321	GLN
3	T	432	GLN
3	U	14	VAL
3	U	84	THR
3	U	90	THR
3	U	91	SER
3	U	233	TYR
3	U	254	ARG
3	U	321	GLN
3	V	14	VAL
3	V	31	PRO
3	V	35	ASP
3	V	43	LEU
3	V	95	VAL
3	V	119	ASN
3	V	193	MET
3	V	254	ARG
3	V	277	GLN
3	A	266	GLU
3	B	27	GLU
3	B	49	LEU
3	B	157	ASN
3	B	174	GLU
3	B	249	ILE
3	B	289	PHE

Continued on next page...

Continued from previous page...

Mol	Chain	Res	Type
3	C	44	GLY
3	C	61	SER
3	C	90	THR
3	C	289	PHE
3	C	295	SER
3	D	44	GLY
3	E	10	VAL
3	E	27	GLU
3	E	49	LEU
3	E	77	ALA
3	E	245	PHE
3	F	86	PRO
3	F	117	GLU
3	F	233	TYR
3	F	287	ILE
3	G	295	SER
3	H	44	GLY
3	H	60	MET
3	H	135	PRO
3	H	254	ARG
3	I	27	GLU
3	I	86	PRO
3	I	118	GLY
3	I	233	TYR
3	I	248	GLN
3	J	61	SER
3	J	177	PRO
3	J	321	GLN
3	K	249	ILE
3	L	76	ALA
3	L	86	PRO
3	L	120	TRP
3	L	237	SER
3	M	14	VAL
3	M	27	GLU
3	M	74	LEU
3	M	95	VAL
3	M	98	ARG
3	M	335	PRO
3	N	47	PRO
3	N	55	SER
3	N	77	ALA

Continued on next page...

Continued from previous page...

Mol	Chain	Res	Type
3	N	175	THR
3	O	14	VAL
3	O	27	GLU
3	O	35	ASP
3	O	119	ASN
3	O	124	GLY
3	O	249	ILE
3	O	292	LEU
3	P	24	ASP
3	P	35	ASP
3	P	295	SER
3	Q	27	GLU
3	Q	52	ALA
3	Q	91	SER
3	Q	157	ASN
3	Q	159	GLY
3	Q	177	PRO
3	Q	245	PHE
3	Q	249	ILE
3	Q	266	GLU
3	Q	447	SER
3	R	95	VAL
3	R	249	ILE
3	R	266	GLU
3	R	295	SER
3	S	86	PRO
3	S	157	ASN
3	S	174	GLU
3	S	176	ALA
3	T	83	GLY
3	T	295	SER
3	U	76	ALA
3	U	175	THR
3	U	177	PRO
3	U	190	THR
3	U	222	SER
3	U	435	PRO
3	V	195	ALA
3	V	205	PHE
3	V	249	ILE
3	V	294	LEU
3	V	295	SER

Continued on next page...

Continued from previous page...

Mol	Chain	Res	Type
3	A	95	VAL
3	A	120	TRP
3	A	248	GLN
3	A	295	SER
3	B	86	PRO
3	C	14	VAL
3	D	13	GLN
3	D	45	LYS
3	D	95	VAL
3	D	254	ARG
3	D	334	ALA
3	E	91	SER
3	E	95	VAL
3	E	98	ARG
3	F	95	VAL
3	F	295	SER
3	G	24	ASP
3	G	44	GLY
3	G	95	VAL
3	G	119	ASN
3	G	266	GLU
3	H	95	VAL
3	H	98	ARG
3	H	159	GLY
3	H	284	SER
3	H	289	PHE
3	I	225	ARG
3	I	323	ARG
3	J	45	LYS
3	J	294	LEU
3	J	411	MET
3	K	88	ASP
3	L	34	LYS
3	L	55	SER
3	L	90	THR
3	L	95	VAL
3	L	137	HIS
3	N	24	ASP
3	N	45	LYS
3	N	61	SER
3	N	86	PRO
3	N	201	PRO

Continued on next page...

Continued from previous page...

Mol	Chain	Res	Type
3	N	254	ARG
3	N	435	PRO
3	O	53	TYR
3	O	95	VAL
3	O	177	PRO
3	O	248	GLN
3	P	53	TYR
3	P	119	ASN
3	P	130	ARG
3	P	195	ALA
3	Q	149	ARG
3	Q	405	VAL
3	R	153	ILE
3	R	177	PRO
3	R	278	GLU
3	S	14	VAL
3	S	24	ASP
3	S	76	ALA
3	S	266	GLU
3	S	411	MET
3	T	27	GLU
3	T	45	LYS
3	T	47	PRO
3	T	95	VAL
3	T	220	LEU
3	U	27	GLU
3	U	34	LYS
3	U	88	ASP
3	V	27	GLU
3	V	86	PRO
3	V	117	GLU
3	V	223	ALA
3	V	233	TYR
3	V	292	LEU
3	V	334	ALA
3	V	432	GLN
3	A	14	VAL
3	A	27	GLU
3	A	294	LEU
3	B	119	ASN
3	C	91	SER
3	C	95	VAL

Continued on next page...

Continued from previous page...

Mol	Chain	Res	Type
3	C	159	GLY
3	C	177	PRO
3	C	220	LEU
3	C	233	TYR
3	C	266	GLU
3	D	14	VAL
3	D	56	VAL
3	E	14	VAL
3	F	98	ARG
3	G	14	VAL
3	G	129	THR
3	G	193	MET
3	G	289	PHE
3	H	177	PRO
3	I	24	ASP
3	I	95	VAL
3	J	49	LEU
3	J	296	GLY
3	J	334	ALA
3	J	339	SER
3	K	14	VAL
3	K	34	LYS
3	K	47	PRO
3	K	55	SER
3	L	177	PRO
3	L	197	TRP
3	L	334	ALA
3	M	23	VAL
3	N	266	GLU
3	N	334	ALA
3	O	76	ALA
3	O	125	GLY
3	O	404	ALA
3	P	27	GLU
3	P	266	GLU
3	Q	77	ALA
3	Q	86	PRO
3	Q	119	ASN
3	R	61	SER
3	R	334	ALA
3	S	95	VAL
3	S	128	LEU

Continued on next page...

Continued from previous page...

Mol	Chain	Res	Type
3	T	435	PRO
3	U	24	ASP
3	U	95	VAL
3	U	226	VAL
3	V	44	GLY
3	V	70	VAL
3	V	83	GLY
3	V	220	LEU
3	B	334	ALA
3	C	6	ILE
3	C	70	VAL
3	E	287	ILE
3	G	56	VAL
3	I	44	GLY
3	I	83	GLY
3	M	44	GLY
3	O	86	PRO
3	O	226	VAL
3	Q	287	ILE
3	R	135	PRO
3	U	182	VAL
3	A	44	GLY
3	A	435	PRO
3	B	14	VAL
3	B	159	GLY
3	C	118	GLY
3	E	56	VAL
3	L	67	PRO
3	Q	257	ILE
3	R	14	VAL
3	S	21	ILE
3	S	44	GLY
3	B	177	PRO
3	D	31	PRO
3	D	124	GLY
3	F	153	ILE
3	K	334	ALA
3	P	334	ALA
3	R	6	ILE
3	V	19	PRO
3	F	44	GLY
3	J	56	VAL

Continued on next page...

Continued from previous page...

Mol	Chain	Res	Type
3	J	159	GLY
3	J	226	VAL
3	J	287	ILE
3	L	94	ILE
3	O	141	VAL
3	R	226	VAL
3	S	182	VAL
3	S	226	VAL
3	V	335	PRO
3	E	226	VAL
3	F	56	VAL
3	M	287	ILE
3	N	177	PRO
3	P	56	VAL
3	V	125	GLY

5.3.2 Protein sidechains ⓘ

In the following table, the Percentiles column shows the percent sidechain outliers of the chain as a percentile score with respect to all X-ray entries followed by that with respect to entries of similar resolution.

The Analysed column shows the number of residues for which the sidechain conformation was analysed, and the total number of residues.

Mol	Chain	Analysed	Rotameric	Outliers	Percentiles	
3	A	343/386 (89%)	316 (92%)	27 (8%)	15	53
3	B	344/386 (89%)	320 (93%)	24 (7%)	19	59
3	C	346/386 (90%)	326 (94%)	20 (6%)	25	65
3	D	343/386 (89%)	323 (94%)	20 (6%)	25	65
3	E	343/386 (89%)	323 (94%)	20 (6%)	25	65
3	F	347/386 (90%)	325 (94%)	22 (6%)	22	63
3	G	342/386 (89%)	323 (94%)	19 (6%)	26	66
3	H	344/386 (89%)	319 (93%)	25 (7%)	17	57
3	I	345/386 (89%)	323 (94%)	22 (6%)	22	62
3	J	347/386 (90%)	322 (93%)	25 (7%)	18	57
3	K	343/386 (89%)	317 (92%)	26 (8%)	16	55
3	L	348/386 (90%)	320 (92%)	28 (8%)	15	52

Continued on next page...

Continued from previous page...

Mol	Chain	Analysed	Rotameric	Outliers	Percentiles	
3	M	346/386 (90%)	317 (92%)	29 (8%)	14	50
3	N	347/386 (90%)	319 (92%)	28 (8%)	15	52
3	O	342/386 (89%)	323 (94%)	19 (6%)	26	66
3	P	343/386 (89%)	324 (94%)	19 (6%)	27	67
3	Q	344/386 (89%)	316 (92%)	28 (8%)	15	52
3	R	343/386 (89%)	327 (95%)	16 (5%)	32	72
3	S	343/386 (89%)	320 (93%)	23 (7%)	20	61
3	T	343/386 (89%)	314 (92%)	29 (8%)	13	49
3	U	345/386 (89%)	320 (93%)	25 (7%)	18	57
3	V	347/386 (90%)	323 (93%)	24 (7%)	19	59
All	All	7578/8492 (89%)	7060 (93%)	518 (7%)	20	60

All (518) residues with a non-rotameric sidechain are listed below:

Mol	Chain	Res	Type
3	A	9	LYS
3	A	21	ILE
3	A	25	GLN
3	A	27	GLU
3	A	38	LYS
3	A	50	ASN
3	A	60	MET
3	A	66	ASP
3	A	69	ASP
3	A	85	CYS
3	A	89	TRP
3	A	98	ARG
3	A	101	ASP
3	A	130	ARG
3	A	137	HIS
3	A	167	ASP
3	A	197	TRP
3	A	205	PHE
3	A	226	VAL
3	A	248	GLN
3	A	250	ASN
3	A	255	GLU
3	A	323	ARG

Continued on next page...

Continued from previous page...

Mol	Chain	Res	Type
3	A	329	VAL
3	A	419	SER
3	A	432	GLN
3	A	448	SER
3	B	5	LYS
3	B	8	PHE
3	B	17	LEU
3	B	20	GLU
3	B	24	ASP
3	B	25	GLN
3	B	38	LYS
3	B	50	ASN
3	B	66	ASP
3	B	85	CYS
3	B	89	TRP
3	B	98	ARG
3	B	101	ASP
3	B	122	LEU
3	B	137	HIS
3	B	226	VAL
3	B	229	VAL
3	B	248	GLN
3	B	277	GLN
3	B	289	PHE
3	B	323	ARG
3	B	410	MET
3	B	432	GLN
3	B	435	PRO
3	C	25	GLN
3	C	27	GLU
3	C	50	ASN
3	C	60	MET
3	C	66	ASP
3	C	85	CYS
3	C	89	TRP
3	C	90	THR
3	C	98	ARG
3	C	116	VAL
3	C	137	HIS
3	C	209	THR
3	C	243	THR
3	C	248	GLN

Continued on next page...

Continued from previous page...

Mol	Chain	Res	Type
3	C	255	GLU
3	C	323	ARG
3	C	345	LEU
3	C	410	MET
3	C	435	PRO
3	C	445	THR
3	D	14	VAL
3	D	21	ILE
3	D	25	GLN
3	D	50	ASN
3	D	60	MET
3	D	66	ASP
3	D	80	PHE
3	D	85	CYS
3	D	89	TRP
3	D	98	ARG
3	D	137	HIS
3	D	185	HIS
3	D	189	THR
3	D	197	TRP
3	D	226	VAL
3	D	248	GLN
3	D	255	GLU
3	D	323	ARG
3	D	345	LEU
3	D	432	GLN
3	E	9	LYS
3	E	16	SER
3	E	25	GLN
3	E	27	GLU
3	E	38	LYS
3	E	50	ASN
3	E	60	MET
3	E	66	ASP
3	E	69	ASP
3	E	85	CYS
3	E	89	TRP
3	E	98	ARG
3	E	101	ASP
3	E	137	HIS
3	E	158	THR
3	E	255	GLU

Continued on next page...

Continued from previous page...

Mol	Chain	Res	Type
3	E	323	ARG
3	E	424	TYR
3	E	432	GLN
3	E	441	PHE
3	F	17	LEU
3	F	18	LYS
3	F	19	PRO
3	F	27	GLU
3	F	38	LYS
3	F	60	MET
3	F	66	ASP
3	F	89	TRP
3	F	98	ARG
3	F	101	ASP
3	F	131	ASP
3	F	137	HIS
3	F	197	TRP
3	F	205	PHE
3	F	209	THR
3	F	248	GLN
3	F	250	ASN
3	F	255	GLU
3	F	258	LEU
3	F	323	ARG
3	F	345	LEU
3	F	432	GLN
3	G	9	LYS
3	G	25	GLN
3	G	38	LYS
3	G	50	ASN
3	G	60	MET
3	G	66	ASP
3	G	69	ASP
3	G	89	TRP
3	G	98	ARG
3	G	101	ASP
3	G	137	HIS
3	G	197	TRP
3	G	209	THR
3	G	226	VAL
3	G	248	GLN
3	G	255	GLU

Continued on next page...

Continued from previous page...

Mol	Chain	Res	Type
3	G	323	ARG
3	G	366	LEU
3	G	432	GLN
3	H	9	LYS
3	H	14	VAL
3	H	25	GLN
3	H	27	GLU
3	H	50	ASN
3	H	60	MET
3	H	66	ASP
3	H	69	ASP
3	H	89	TRP
3	H	96	ILE
3	H	98	ARG
3	H	101	ASP
3	H	131	ASP
3	H	137	HIS
3	H	189	THR
3	H	190	THR
3	H	243	THR
3	H	248	GLN
3	H	250	ASN
3	H	255	GLU
3	H	289	PHE
3	H	323	ARG
3	H	410	MET
3	H	432	GLN
3	H	435	PRO
3	I	9	LYS
3	I	25	GLN
3	I	27	GLU
3	I	50	ASN
3	I	57	LEU
3	I	66	ASP
3	I	89	TRP
3	I	98	ARG
3	I	101	ASP
3	I	123	THR
3	I	172	ILE
3	I	201	PRO
3	I	209	THR
3	I	243	THR

Continued on next page...

Continued from previous page...

Mol	Chain	Res	Type
3	I	248	GLN
3	I	250	ASN
3	I	255	GLU
3	I	289	PHE
3	I	323	ARG
3	I	345	LEU
3	I	363	GLU
3	I	432	GLN
3	J	14	VAL
3	J	25	GLN
3	J	27	GLU
3	J	38	LYS
3	J	50	ASN
3	J	60	MET
3	J	66	ASP
3	J	85	CYS
3	J	88	ASP
3	J	89	TRP
3	J	98	ARG
3	J	101	ASP
3	J	122	LEU
3	J	131	ASP
3	J	137	HIS
3	J	190	THR
3	J	197	TRP
3	J	248	GLN
3	J	255	GLU
3	J	323	ARG
3	J	363	GLU
3	J	373	GLU
3	J	424	TYR
3	J	432	GLN
3	J	435	PRO
3	K	5	LYS
3	K	6	ILE
3	K	9	LYS
3	K	21	ILE
3	K	25	GLN
3	K	27	GLU
3	K	48	ASP
3	K	50	ASN
3	K	53	TYR

Continued on next page...

Continued from previous page...

Mol	Chain	Res	Type
3	K	60	MET
3	K	66	ASP
3	K	69	ASP
3	K	85	CYS
3	K	89	TRP
3	K	98	ARG
3	K	101	ASP
3	K	131	ASP
3	K	163	THR
3	K	169	ILE
3	K	209	THR
3	K	248	GLN
3	K	255	GLU
3	K	258	LEU
3	K	323	ARG
3	K	324	SER
3	K	345	LEU
3	L	5	LYS
3	L	9	LYS
3	L	14	VAL
3	L	25	GLN
3	L	27	GLU
3	L	38	LYS
3	L	50	ASN
3	L	60	MET
3	L	66	ASP
3	L	85	CYS
3	L	89	TRP
3	L	98	ARG
3	L	101	ASP
3	L	117	GLU
3	L	137	HIS
3	L	167	ASP
3	L	172	ILE
3	L	209	THR
3	L	216	ARG
3	L	243	THR
3	L	255	GLU
3	L	289	PHE
3	L	323	ARG
3	L	329	VAL
3	L	345	LEU

Continued on next page...

Continued from previous page...

Mol	Chain	Res	Type
3	L	363	GLU
3	L	419	SER
3	L	432	GLN
3	M	9	LYS
3	M	16	SER
3	M	23	VAL
3	M	25	GLN
3	M	38	LYS
3	M	50	ASN
3	M	57	LEU
3	M	60	MET
3	M	66	ASP
3	M	69	ASP
3	M	71	CYS
3	M	85	CYS
3	M	89	TRP
3	M	98	ARG
3	M	101	ASP
3	M	116	VAL
3	M	137	HIS
3	M	158	THR
3	M	167	ASP
3	M	189	THR
3	M	200	ILE
3	M	209	THR
3	M	226	VAL
3	M	248	GLN
3	M	250	ASN
3	M	255	GLU
3	M	323	ARG
3	M	410	MET
3	M	432	GLN
3	N	9	LYS
3	N	25	GLN
3	N	27	GLU
3	N	41	ILE
3	N	50	ASN
3	N	57	LEU
3	N	60	MET
3	N	66	ASP
3	N	69	ASP
3	N	85	CYS

Continued on next page...

Continued from previous page...

Mol	Chain	Res	Type
3	N	89	TRP
3	N	98	ARG
3	N	101	ASP
3	N	117	GLU
3	N	137	HIS
3	N	139	SER
3	N	197	TRP
3	N	209	THR
3	N	248	GLN
3	N	252	THR
3	N	255	GLU
3	N	277	GLN
3	N	303	ASN
3	N	323	ARG
3	N	345	LEU
3	N	419	SER
3	N	432	GLN
3	N	447	SER
3	O	9	LYS
3	O	11	ASN
3	O	25	GLN
3	O	38	LYS
3	O	50	ASN
3	O	60	MET
3	O	66	ASP
3	O	69	ASP
3	O	89	TRP
3	O	98	ARG
3	O	137	HIS
3	O	165	ILE
3	O	197	TRP
3	O	226	VAL
3	O	255	GLU
3	O	323	ARG
3	O	345	LEU
3	O	432	GLN
3	O	447	SER
3	P	9	LYS
3	P	25	GLN
3	P	50	ASN
3	P	60	MET
3	P	66	ASP

Continued on next page...

Continued from previous page...

Mol	Chain	Res	Type
3	P	69	ASP
3	P	85	CYS
3	P	89	TRP
3	P	98	ARG
3	P	122	LEU
3	P	129	THR
3	P	137	HIS
3	P	197	TRP
3	P	250	ASN
3	P	255	GLU
3	P	289	PHE
3	P	323	ARG
3	P	410	MET
3	P	424	TYR
3	Q	9	LYS
3	Q	17	LEU
3	Q	25	GLN
3	Q	38	LYS
3	Q	50	ASN
3	Q	57	LEU
3	Q	60	MET
3	Q	66	ASP
3	Q	69	ASP
3	Q	80	PHE
3	Q	85	CYS
3	Q	89	TRP
3	Q	98	ARG
3	Q	101	ASP
3	Q	205	PHE
3	Q	209	THR
3	Q	229	VAL
3	Q	248	GLN
3	Q	250	ASN
3	Q	255	GLU
3	Q	258	LEU
3	Q	277	GLN
3	Q	323	ARG
3	Q	370	GLU
3	Q	374	LEU
3	Q	419	SER
3	Q	432	GLN
3	Q	447	SER

Continued on next page...

Continued from previous page...

Mol	Chain	Res	Type
3	R	9	LYS
3	R	27	GLU
3	R	38	LYS
3	R	50	ASN
3	R	60	MET
3	R	66	ASP
3	R	69	ASP
3	R	88	ASP
3	R	89	TRP
3	R	98	ARG
3	R	101	ASP
3	R	137	HIS
3	R	248	GLN
3	R	255	GLU
3	R	323	ARG
3	R	363	GLU
3	S	25	GLN
3	S	27	GLU
3	S	38	LYS
3	S	41	ILE
3	S	50	ASN
3	S	60	MET
3	S	66	ASP
3	S	69	ASP
3	S	85	CYS
3	S	88	ASP
3	S	89	TRP
3	S	98	ARG
3	S	137	HIS
3	S	209	THR
3	S	255	GLU
3	S	258	LEU
3	S	323	ARG
3	S	328	THR
3	S	345	LEU
3	S	356	GLU
3	S	432	GLN
3	S	435	PRO
3	S	445	THR
3	T	6	ILE
3	T	9	LYS
3	T	17	LEU

Continued on next page...

Continued from previous page...

Mol	Chain	Res	Type
3	T	25	GLN
3	T	27	GLU
3	T	38	LYS
3	T	50	ASN
3	T	53	TYR
3	T	60	MET
3	T	66	ASP
3	T	85	CYS
3	T	89	TRP
3	T	98	ARG
3	T	101	ASP
3	T	131	ASP
3	T	137	HIS
3	T	139	SER
3	T	189	THR
3	T	201	PRO
3	T	209	THR
3	T	216	ARG
3	T	248	GLN
3	T	255	GLU
3	T	277	GLN
3	T	294	LEU
3	T	323	ARG
3	T	410	MET
3	T	432	GLN
3	T	447	SER
3	U	17	LEU
3	U	18	LYS
3	U	25	GLN
3	U	27	GLU
3	U	50	ASN
3	U	57	LEU
3	U	60	MET
3	U	66	ASP
3	U	85	CYS
3	U	89	TRP
3	U	98	ARG
3	U	101	ASP
3	U	130	ARG
3	U	137	HIS
3	U	172	ILE
3	U	174	GLU

Continued on next page...

Continued from previous page...

Mol	Chain	Res	Type
3	U	209	THR
3	U	243	THR
3	U	248	GLN
3	U	255	GLU
3	U	258	LEU
3	U	294	LEU
3	U	323	ARG
3	U	328	THR
3	U	345	LEU
3	V	5	LYS
3	V	8	PHE
3	V	23	VAL
3	V	27	GLU
3	V	38	LYS
3	V	50	ASN
3	V	60	MET
3	V	66	ASP
3	V	69	ASP
3	V	85	CYS
3	V	89	TRP
3	V	90	THR
3	V	98	ARG
3	V	131	ASP
3	V	137	HIS
3	V	172	ILE
3	V	189	THR
3	V	216	ARG
3	V	226	VAL
3	V	248	GLN
3	V	289	PHE
3	V	323	ARG
3	V	345	LEU
3	V	419	SER

Some sidechains can be flipped to improve hydrogen bonding and reduce clashes. All (229) such sidechains are listed below:

Mol	Chain	Res	Type
3	A	11	ASN
3	A	50	ASN
3	A	119	ASN
3	A	157	ASN
3	A	184	HIS

Continued on next page...

Continued from previous page...

Mol	Chain	Res	Type
3	A	248	GLN
3	A	264	ASN
3	A	420	HIS
3	A	431	HIS
3	A	432	GLN
3	B	191	HIS
3	B	264	ASN
3	B	283	HIS
3	B	288	HIS
3	B	307	HIS
3	B	336	HIS
3	B	420	HIS
3	B	431	HIS
3	B	432	GLN
3	C	50	ASN
3	C	137	HIS
3	C	184	HIS
3	C	219	HIS
3	C	248	GLN
3	C	264	ASN
3	C	283	HIS
3	C	288	HIS
3	C	307	HIS
3	C	336	HIS
3	C	420	HIS
3	C	431	HIS
3	C	432	GLN
3	D	191	HIS
3	D	248	GLN
3	D	264	ASN
3	D	277	GLN
3	D	283	HIS
3	D	288	HIS
3	D	307	HIS
3	D	420	HIS
3	D	432	GLN
3	E	50	ASN
3	E	119	ASN
3	E	164	ASN
3	E	264	ASN
3	E	307	HIS
3	E	420	HIS

Continued on next page...

Continued from previous page...

Mol	Chain	Res	Type
3	E	431	HIS
3	E	432	GLN
3	F	157	ASN
3	F	184	HIS
3	F	191	HIS
3	F	264	ASN
3	F	283	HIS
3	F	288	HIS
3	F	307	HIS
3	F	326	ASN
3	F	336	HIS
3	F	412	ASN
3	F	420	HIS
3	F	432	GLN
3	G	13	GLN
3	G	164	ASN
3	G	264	ASN
3	G	288	HIS
3	G	420	HIS
3	G	430	ASN
3	G	431	HIS
3	G	432	GLN
3	H	164	ASN
3	H	191	HIS
3	H	283	HIS
3	H	288	HIS
3	H	307	HIS
3	H	367	GLN
3	H	420	HIS
3	H	431	HIS
3	H	432	GLN
3	I	50	ASN
3	I	157	ASN
3	I	164	ASN
3	I	191	HIS
3	I	262	HIS
3	I	264	ASN
3	I	277	GLN
3	I	283	HIS
3	I	288	HIS
3	I	307	HIS
3	I	336	HIS

Continued on next page...

Continued from previous page...

Mol	Chain	Res	Type
3	I	420	HIS
3	I	432	GLN
3	J	13	GLN
3	J	50	ASN
3	J	191	HIS
3	J	248	GLN
3	J	264	ASN
3	J	277	GLN
3	J	288	HIS
3	J	321	GLN
3	J	336	HIS
3	J	420	HIS
3	J	431	HIS
3	J	432	GLN
3	K	50	ASN
3	K	137	HIS
3	K	164	ASN
3	K	248	GLN
3	K	264	ASN
3	K	277	GLN
3	K	288	HIS
3	K	420	HIS
3	K	431	HIS
3	K	432	GLN
3	L	50	ASN
3	L	157	ASN
3	L	191	HIS
3	L	248	GLN
3	L	264	ASN
3	L	336	HIS
3	L	420	HIS
3	L	431	HIS
3	L	432	GLN
3	M	191	HIS
3	M	264	ASN
3	M	288	HIS
3	M	307	HIS
3	M	420	HIS
3	M	432	GLN
3	N	50	ASN
3	N	184	HIS
3	N	191	HIS

Continued on next page...

Continued from previous page...

Mol	Chain	Res	Type
3	N	248	GLN
3	N	264	ASN
3	N	288	HIS
3	N	307	HIS
3	N	326	ASN
3	N	336	HIS
3	N	420	HIS
3	N	432	GLN
3	O	13	GLN
3	O	50	ASN
3	O	191	HIS
3	O	264	ASN
3	O	277	GLN
3	O	288	HIS
3	O	307	HIS
3	O	321	GLN
3	O	336	HIS
3	O	420	HIS
3	O	431	HIS
3	O	432	GLN
3	P	50	ASN
3	P	119	ASN
3	P	157	ASN
3	P	164	ASN
3	P	191	HIS
3	P	264	ASN
3	P	277	GLN
3	P	283	HIS
3	P	288	HIS
3	P	307	HIS
3	P	326	ASN
3	P	420	HIS
3	P	432	GLN
3	Q	50	ASN
3	Q	137	HIS
3	Q	184	HIS
3	Q	191	HIS
3	Q	264	ASN
3	Q	277	GLN
3	Q	283	HIS
3	Q	288	HIS
3	Q	307	HIS

Continued on next page...

Continued from previous page...

Mol	Chain	Res	Type
3	Q	336	HIS
3	Q	420	HIS
3	Q	431	HIS
3	Q	432	GLN
3	R	13	GLN
3	R	50	ASN
3	R	164	ASN
3	R	248	GLN
3	R	288	HIS
3	R	321	GLN
3	R	420	HIS
3	R	431	HIS
3	R	432	GLN
3	S	50	ASN
3	S	137	HIS
3	S	157	ASN
3	S	164	ASN
3	S	184	HIS
3	S	264	ASN
3	S	277	GLN
3	S	288	HIS
3	S	420	HIS
3	S	431	HIS
3	S	432	GLN
3	T	137	HIS
3	T	191	HIS
3	T	262	HIS
3	T	264	ASN
3	T	277	GLN
3	T	288	HIS
3	T	307	HIS
3	T	336	HIS
3	T	420	HIS
3	T	431	HIS
3	T	432	GLN
3	U	12	ASN
3	U	25	GLN
3	U	157	ASN
3	U	184	HIS
3	U	191	HIS
3	U	248	GLN
3	U	264	ASN

Continued on next page...

Continued from previous page...

Mol	Chain	Res	Type
3	U	277	GLN
3	U	288	HIS
3	U	307	HIS
3	U	420	HIS
3	U	431	HIS
3	U	432	GLN
3	V	50	ASN
3	V	164	ASN
3	V	191	HIS
3	V	264	ASN
3	V	288	HIS
3	V	336	HIS
3	V	420	HIS
3	V	432	GLN

5.3.3 RNA ⓘ

Mol	Chain	Analysed	Backbone Outliers	Pucker Outliers
1	W	98/99 (98%)	44 (44%)	4 (4%)
2	X	98/99 (98%)	40 (40%)	3 (3%)
All	All	196/198 (98%)	84 (42%)	7 (3%)

All (84) RNA backbone outliers are listed below:

Mol	Chain	Res	Type
1	W	2	C
1	W	3	C
1	W	4	C
1	W	6	C
1	W	7	C
1	W	8	A
1	W	9	C
1	W	10	C
1	W	11	C
1	W	13	C
1	W	16	A
1	W	18	A
1	W	27	C
1	W	28	C
1	W	31	C
1	W	33	A

Continued on next page...

Continued from previous page...

Mol	Chain	Res	Type
1	W	34	A
1	W	36	C
1	W	37	C
1	W	43	A
1	W	45	C
1	W	46	C
1	W	49	C
1	W	52	C
1	W	53	C
1	W	54	C
1	W	56	C
1	W	63	C
1	W	65	C
1	W	67	C
1	W	68	C
1	W	69	A
1	W	70	A
1	W	72	C
1	W	73	C
1	W	81	C
1	W	82	C
1	W	84	A
1	W	90	C
1	W	94	C
1	W	95	A
1	W	97	A
1	W	98	A
1	W	99	C
2	X	4	C
2	X	9	C
2	X	10	C
2	X	11	C
2	X	12	A
2	X	18	C
2	X	19	C
2	X	21	C
2	X	25	C
2	X	27	C
2	X	36	C
2	X	38	C
2	X	41	A
2	X	45	C

Continued on next page...

Continued from previous page...

Mol	Chain	Res	Type
2	X	46	C
2	X	49	C
2	X	52	A
2	X	53	A
2	X	54	C
2	X	55	C
2	X	56	C
2	X	63	C
2	X	64	C
2	X	65	C
2	X	66	C
2	X	67	C
2	X	70	A
2	X	72	C
2	X	73	C
2	X	79	A
2	X	81	C
2	X	85	C
2	X	86	C
2	X	88	A
2	X	89	C
2	X	90	C
2	X	91	C
2	X	94	C
2	X	97	A
2	X	99	C

All (7) RNA pucker outliers are listed below:

Mol	Chain	Res	Type
1	W	2	C
1	W	53	C
1	W	68	C
1	W	94	C
2	X	21	C
2	X	65	C
2	X	72	C

5.4 Non-standard residues in protein, DNA, RNA chains [i](#)

There are no non-standard protein/DNA/RNA residues in this entry.

5.5 Carbohydrates [i](#)

There are no carbohydrates in this entry.

5.6 Ligand geometry [i](#)

There are no ligands in this entry.

5.7 Other polymers [i](#)

There are no such residues in this entry.

5.8 Polymer linkage issues [i](#)

There are no chain breaks in this entry.

6 Fit of model and data ⓘ

6.1 Protein, DNA and RNA chains ⓘ

In the following table, the column labelled ‘#RSRZ> 2’ contains the number (and percentage) of RSRZ outliers, followed by percent RSRZ outliers for the chain as percentile scores relative to all X-ray entries and entries of similar resolution. The OWAB column contains the minimum, median, 95th percentile and maximum values of the occupancy-weighted average B-factor per residue. The column labelled ‘Q< 0.9’ lists the number of (and percentage) of residues with an average occupancy less than 0.9.

Mol	Chain	Analysed	<RSRZ>	#RSRZ>2			OWAB(Å²)	Q<0.9
1	W	99/99 (100%)	0.16	3 (3%)	54	43	50, 73, 96, 128	0
2	X	99/99 (100%)	0.19	4 (4%)	42	33	39, 68, 93, 114	0
3	A	401/450 (89%)	0.17	22 (5%)	29	22	28, 83, 106, 112	0
3	B	401/450 (89%)	0.23	23 (5%)	27	21	28, 83, 105, 112	0
3	C	404/450 (89%)	0.14	18 (4%)	37	29	27, 81, 104, 115	0
3	D	400/450 (88%)	0.18	20 (5%)	32	25	28, 84, 107, 115	0
3	E	400/450 (88%)	0.36	39 (9%)	10	9	29, 87, 111, 117	0
3	F	405/450 (90%)	0.30	25 (6%)	24	19	28, 83, 107, 113	0
3	G	400/450 (88%)	0.25	25 (6%)	23	18	28, 86, 108, 115	0
3	H	400/450 (88%)	0.19	25 (6%)	23	18	28, 85, 106, 114	0
3	I	403/450 (89%)	0.14	19 (4%)	35	28	28, 82, 105, 117	0
3	J	405/450 (90%)	0.21	26 (6%)	23	17	28, 85, 110, 120	0
3	K	401/450 (89%)	0.09	15 (3%)	45	36	27, 82, 106, 114	0
3	L	406/450 (90%)	0.11	12 (2%)	54	43	27, 80, 102, 114	0
3	M	404/450 (89%)	0.24	20 (4%)	32	25	28, 84, 107, 113	0
3	N	405/450 (90%)	0.20	21 (5%)	31	24	27, 81, 105, 112	0
3	O	400/450 (88%)	0.27	30 (7%)	17	14	28, 86, 106, 115	0
3	P	399/450 (88%)	0.21	16 (4%)	42	33	28, 85, 106, 113	0
3	Q	402/450 (89%)	0.12	15 (3%)	45	36	28, 82, 104, 115	0
3	R	401/450 (89%)	0.31	35 (8%)	13	12	29, 87, 111, 117	0
3	S	401/450 (89%)	0.22	26 (6%)	22	17	28, 83, 105, 112	0
3	T	400/450 (88%)	0.10	14 (3%)	48	38	27, 81, 104, 116	0
3	U	403/450 (89%)	0.15	24 (5%)	25	19	28, 82, 106, 118	0
3	V	405/450 (90%)	0.24	24 (5%)	26	20	28, 82, 106, 116	0

Continued on next page...

Continued from previous page...

Mol	Chain	Analysed	<RSRZ>	#RSRZ>2		OWAB(Å ²)	Q<0.9
All	All	9044/10098 (89%)	0.20	501 (5%)	29 22	27, 83, 106, 128	0

All (501) RSRZ outliers are listed below:

Mol	Chain	Res	Type	RSRZ
3	O	125	GLY	9.1
3	O	185	HIS	8.4
3	R	35	ASP	8.1
3	D	92	TYR	6.9
3	J	375	THR	6.1
3	G	185	HIS	6.0
3	V	24	ASP	5.9
3	E	185	HIS	5.8
3	E	92	TYR	5.5
3	G	125	GLY	5.5
3	Q	185	HIS	5.5
3	F	185	HIS	5.4
3	M	11	ASN	5.4
3	E	46	ALA	5.4
3	K	92	TYR	5.3
3	E	42	THR	5.2
3	R	42	THR	5.2
3	M	185	HIS	5.2
3	I	92	TYR	5.0
3	G	34	LYS	5.0
3	R	95	VAL	5.0
3	V	45	LYS	5.0
3	E	156	GLN	4.9
3	R	41	ILE	4.9
3	J	92	TYR	4.8
3	H	185	HIS	4.8
3	A	363	GLU	4.7
3	G	399	THR	4.7
3	D	89	TRP	4.7
3	T	185	HIS	4.7
3	E	44	GLY	4.6
3	C	15	VAL	4.6
3	R	43	LEU	4.6
3	S	60	MET	4.5
3	E	47	PRO	4.5
3	V	92	TYR	4.5
3	R	92	TYR	4.5

Continued on next page...

Continued from previous page...

Mol	Chain	Res	Type	RSRZ
3	A	185	HIS	4.5
3	B	185	HIS	4.5
3	P	60	MET	4.4
3	F	218	GLU	4.4
3	U	60	MET	4.4
3	C	185	HIS	4.3
3	S	185	HIS	4.3
3	S	362	ASP	4.3
3	O	42	THR	4.3
3	D	398	GLU	4.3
3	J	94	ILE	4.3
3	F	92	TYR	4.3
3	M	125	GLY	4.2
3	Q	92	TYR	4.2
1	W	33	A	4.2
3	V	125	GLY	4.2
3	B	89	TRP	4.2
3	V	89	TRP	4.2
3	E	45	LYS	4.2
3	O	41	ILE	4.1
3	M	12	ASN	4.1
3	J	80	PHE	4.1
3	N	185	HIS	4.1
3	S	132	PRO	4.1
3	T	35	ASP	4.1
3	Q	12	ASN	4.1
3	C	9	LYS	4.1
3	O	45	LYS	4.1
3	F	126	MET	4.0
3	H	42	THR	4.0
3	L	60	MET	4.0
3	V	185	HIS	4.0
3	I	24	ASP	4.0
3	I	89	TRP	4.0
3	S	89	TRP	4.0
3	I	12	ASN	4.0
3	N	15	VAL	4.0
3	V	117	GLU	4.0
3	P	185	HIS	3.9
3	G	26	HIS	3.9
3	U	156	GLN	3.9
3	V	373	GLU	3.9

Continued on next page...

Continued from previous page...

Mol	Chain	Res	Type	RSRZ
3	G	42	THR	3.9
3	B	24	ASP	3.9
3	U	41	ILE	3.9
3	C	157	ASN	3.9
3	R	123	THR	3.9
3	Q	26	HIS	3.8
3	R	94	ILE	3.8
3	M	398	GLU	3.8
3	V	34	LYS	3.8
3	B	399	THR	3.8
3	L	80	PHE	3.8
3	S	119	ASN	3.8
3	R	34	LYS	3.8
3	R	124	GLY	3.8
3	U	78	MET	3.7
3	B	34	LYS	3.7
3	S	102	LYS	3.7
3	D	35	ASP	3.7
3	I	80	PHE	3.7
3	N	296	GLY	3.7
3	T	92	TYR	3.7
3	M	35	ASP	3.7
3	S	156	GLN	3.7
3	B	11	ASN	3.7
3	C	11	ASN	3.7
3	E	369	TYR	3.7
3	N	92	TYR	3.6
3	A	125	GLY	3.6
3	R	90	THR	3.6
3	E	125	GLY	3.6
3	L	185	HIS	3.6
3	A	12	ASN	3.6
3	U	374	LEU	3.5
3	M	154	SER	3.5
3	S	92	TYR	3.5
3	J	79	GLN	3.5
3	H	297	LYS	3.5
3	F	60	MET	3.5
3	F	80	PHE	3.5
3	J	36	LEU	3.5
3	S	90	THR	3.5
3	I	79	GLN	3.5

Continued on next page...

Continued from previous page...

Mol	Chain	Res	Type	RSRZ
3	S	78	MET	3.5
3	J	89	TRP	3.5
3	R	36	LEU	3.4
3	E	35	ASP	3.4
3	L	375	THR	3.4
3	U	35	ASP	3.4
3	E	41	ILE	3.4
3	K	45	LYS	3.4
3	U	34	LYS	3.4
3	J	374	LEU	3.4
3	Q	24	ASP	3.4
3	R	60	MET	3.3
3	A	92	TYR	3.3
3	L	92	TYR	3.3
3	C	24	ASP	3.3
3	R	89	TRP	3.3
3	A	35	ASP	3.3
3	R	120	TRP	3.3
3	D	26	HIS	3.3
3	R	11	ASN	3.3
3	T	26	HIS	3.3
3	V	60	MET	3.3
3	P	125	GLY	3.2
3	P	92	TYR	3.2
3	O	297	LYS	3.2
3	R	24	ASP	3.2
3	H	92	TYR	3.2
3	F	375	THR	3.2
3	S	45	LYS	3.2
3	Q	25	GLN	3.2
3	B	432	GLN	3.2
3	E	43	LEU	3.2
3	F	125	GLY	3.2
3	C	411	MET	3.2
3	A	41	ILE	3.2
2	X	87	A	3.2
3	F	24	ASP	3.2
3	G	132	PRO	3.2
3	U	157	ASN	3.1
3	H	60	MET	3.1
3	G	33	ILE	3.1
3	T	42	THR	3.1

Continued on next page...

Continued from previous page...

Mol	Chain	Res	Type	RSRZ
3	U	185	HIS	3.1
3	C	60	MET	3.1
3	C	78	MET	3.1
3	H	26	HIS	3.1
3	Q	399	THR	3.1
3	U	42	THR	3.1
3	U	92	TYR	3.1
3	J	93	GLY	3.1
3	N	60	MET	3.1
3	H	34	LYS	3.1
3	H	33	ILE	3.1
3	A	156	GLN	3.1
3	Q	9	LYS	3.1
3	U	125	GLY	3.1
3	U	80	PHE	3.1
3	N	80	PHE	3.1
3	M	92	TYR	3.1
1	W	6	C	3.0
3	J	156	GLN	3.0
3	G	92	TYR	3.0
3	E	297	LYS	3.0
3	H	132	PRO	3.0
3	J	12	ASN	3.0
3	E	80	PHE	3.0
3	O	43	LEU	3.0
3	A	34	LYS	3.0
3	O	96	ILE	3.0
3	G	81	PHE	3.0
3	B	26	HIS	3.0
3	J	221	TYR	3.0
3	R	84	THR	3.0
3	I	95	VAL	3.0
3	N	78	MET	3.0
3	D	24	ASP	3.0
3	A	218	GLU	3.0
3	O	34	LYS	3.0
3	F	41	ILE	3.0
3	O	295	SER	3.0
3	C	296	GLY	2.9
3	K	42	THR	2.9
3	C	92	TYR	2.9
3	E	154	SER	2.9

Continued on next page...

Continued from previous page...

Mol	Chain	Res	Type	RSRZ
3	L	71	CYS	2.9
3	N	41	ILE	2.9
3	S	125	GLY	2.9
3	J	35	ASP	2.9
3	B	157	ASN	2.9
3	V	399	THR	2.9
3	A	26	HIS	2.9
3	U	218	GLU	2.9
3	T	189	THR	2.9
3	G	41	ILE	2.9
3	I	71	CYS	2.9
3	R	80	PHE	2.9
3	V	11	ASN	2.9
3	G	94	ILE	2.9
2	X	6	A	2.9
3	M	60	MET	2.9
3	E	94	ILE	2.9
3	Q	89	TRP	2.9
3	F	296	GLY	2.9
3	G	297	LYS	2.8
3	U	9	LYS	2.8
3	E	34	LYS	2.8
3	K	185	HIS	2.8
3	E	296	GLY	2.8
3	E	11	ASN	2.8
3	U	79	GLN	2.8
3	M	132	PRO	2.8
3	B	398	GLU	2.8
3	G	184	HIS	2.8
3	L	79	GLN	2.8
3	N	9	LYS	2.8
3	E	60	MET	2.8
3	K	364	LYS	2.8
3	O	26	HIS	2.8
3	U	95	VAL	2.8
3	T	364	LYS	2.8
3	D	102	LYS	2.8
3	G	45	LYS	2.8
3	R	45	LYS	2.8
3	S	364	LYS	2.8
3	A	60	MET	2.8
3	O	432	GLN	2.8

Continued on next page...

Continued from previous page...

Mol	Chain	Res	Type	RSRZ
3	O	80	PHE	2.8
3	J	185	HIS	2.7
3	O	44	GLY	2.7
3	R	26	HIS	2.7
3	D	125	GLY	2.7
3	F	216	ARG	2.7
3	F	177	PRO	2.7
3	D	41	ILE	2.7
3	P	80	PHE	2.7
3	N	14	VAL	2.7
3	S	124	GLY	2.7
3	V	9	LYS	2.7
3	J	184	HIS	2.7
3	B	35	ASP	2.7
3	S	35	ASP	2.7
3	R	93	GLY	2.7
3	I	185	HIS	2.7
3	R	40	CYS	2.7
3	D	90	THR	2.7
3	S	414	GLY	2.7
3	H	45	LYS	2.7
3	U	53	TYR	2.7
3	J	82	GLU	2.7
3	N	42	THR	2.7
3	F	15	VAL	2.7
3	D	88	ASP	2.7
3	Q	80	PHE	2.7
3	F	34	LYS	2.7
3	O	88	ASP	2.7
3	F	156	GLN	2.7
3	E	93	GLY	2.7
3	M	42	THR	2.7
3	R	29	LYS	2.6
3	B	41	ILE	2.6
3	S	296	GLY	2.6
3	M	45	LYS	2.6
1	W	7	C	2.6
3	S	123	THR	2.6
3	E	95	VAL	2.6
3	H	218	GLU	2.6
3	E	12	ASN	2.6
3	E	430	ASN	2.6

Continued on next page...

Continued from previous page...

Mol	Chain	Res	Type	RSRZ
3	H	398	GLU	2.6
3	F	45	LYS	2.6
3	O	303	ASN	2.6
3	M	89	TRP	2.6
3	C	79	GLN	2.6
3	V	154	SER	2.6
3	O	332	ALA	2.6
3	C	35	ASP	2.6
3	Q	60	MET	2.6
3	N	218	GLU	2.6
3	B	156	GLN	2.6
3	B	158	THR	2.6
3	P	42	THR	2.6
3	B	132	PRO	2.6
3	R	12	ASN	2.6
3	O	124	GLY	2.6
3	R	44	GLY	2.6
3	G	411	MET	2.6
3	O	35	ASP	2.6
3	S	157	ASN	2.6
3	J	398	GLU	2.6
3	A	21	ILE	2.5
3	F	184	HIS	2.5
3	B	42	THR	2.5
3	P	218	GLU	2.5
3	A	158	THR	2.5
3	D	158	THR	2.5
3	H	184	HIS	2.5
3	G	95	VAL	2.5
3	E	155	GLY	2.5
3	I	448	SER	2.5
3	O	89	TRP	2.5
3	E	132	PRO	2.5
3	O	130	ARG	2.5
3	R	132	PRO	2.5
3	Q	362	ASP	2.5
3	A	157	ASN	2.5
3	F	303	ASN	2.5
3	G	124	GLY	2.5
3	C	34	LYS	2.5
3	D	96	ILE	2.5
3	I	23	VAL	2.5

Continued on next page...

Continued from previous page...

Mol	Chain	Res	Type	RSRZ
3	V	432	GLN	2.5
3	F	90	THR	2.5
3	H	90	THR	2.5
3	F	35	ASP	2.5
3	I	26	HIS	2.5
3	N	36	LEU	2.5
3	P	132	PRO	2.5
3	B	125	GLY	2.5
3	L	41	ILE	2.5
3	Q	35	ASP	2.5
3	R	154	SER	2.5
3	L	374	LEU	2.5
3	E	282	PRO	2.4
3	G	218	GLU	2.4
3	J	11	ASN	2.4
3	R	161	TYR	2.4
3	E	81	PHE	2.4
3	S	141	VAL	2.4
3	G	96	ILE	2.4
3	P	96	ILE	2.4
3	E	432	GLN	2.4
3	V	156	GLN	2.4
3	O	81	PHE	2.4
3	S	5	LYS	2.4
3	D	185	HIS	2.4
3	V	372	ALA	2.4
3	P	35	ASP	2.4
3	C	26	HIS	2.4
3	H	93	GLY	2.4
3	O	296	GLY	2.4
3	H	41	ILE	2.4
3	P	432	GLN	2.4
3	M	157	ASN	2.4
3	H	125	GLY	2.3
3	A	81	PHE	2.3
3	J	103	ILE	2.3
3	M	156	GLN	2.3
3	I	373	GLU	2.3
3	H	53	TYR	2.3
3	E	131	ASP	2.3
3	T	36	LEU	2.3
3	E	157	ASN	2.3

Continued on next page...

Continued from previous page...

Mol	Chain	Res	Type	RSRZ
3	H	89	TRP	2.3
3	R	119	ASN	2.3
3	K	35	ASP	2.3
3	D	25	GLN	2.3
3	B	92	TYR	2.3
3	A	9	LYS	2.3
3	V	158	THR	2.3
3	S	80	PHE	2.3
3	M	24	ASP	2.3
3	T	156	GLN	2.3
3	J	102	LYS	2.3
3	V	102	LYS	2.3
3	B	161	TYR	2.3
3	K	89	TRP	2.3
3	B	121	ALA	2.3
3	T	34	LYS	2.3
2	X	51	A	2.3
2	X	69	A	2.3
3	A	432	GLN	2.3
3	E	398	GLU	2.2
3	L	24	ASP	2.2
3	N	131	ASP	2.2
3	D	157	ASN	2.2
3	N	79	GLN	2.2
3	J	45	LYS	2.2
3	H	47	PRO	2.2
3	U	24	ASP	2.2
3	R	185	HIS	2.2
3	E	89	TRP	2.2
3	O	92	TYR	2.2
3	J	34	LYS	2.2
3	K	362	ASP	2.2
3	C	23	VAL	2.2
3	N	6	ILE	2.2
3	P	123	THR	2.2
3	D	218	GLU	2.2
3	I	16	SER	2.2
3	J	95	VAL	2.2
3	L	9	LYS	2.2
3	P	34	LYS	2.2
3	E	158	THR	2.2
3	G	156	GLN	2.2

Continued on next page...

Continued from previous page...

Mol	Chain	Res	Type	RSRZ
3	F	36	LEU	2.2
3	K	26	HIS	2.2
3	F	53	TYR	2.2
3	K	41	ILE	2.2
3	K	95	VAL	2.2
3	B	154	SER	2.2
3	K	60	MET	2.2
3	M	13	GLN	2.2
3	U	45	LYS	2.2
3	N	219	HIS	2.2
3	A	89	TRP	2.1
3	R	156	GLN	2.1
3	R	129	THR	2.1
3	E	9	LYS	2.1
3	P	8	PHE	2.1
3	O	102	LYS	2.1
3	U	26	HIS	2.1
3	T	89	TRP	2.1
3	A	79	GLN	2.1
3	T	45	LYS	2.1
3	M	16	SER	2.1
3	C	42	THR	2.1
3	N	157	ASN	2.1
3	V	129	THR	2.1
3	V	25	GLN	2.1
3	N	23	VAL	2.1
3	G	47	PRO	2.1
3	D	219	HIS	2.1
3	N	375	THR	2.1
3	B	60	MET	2.1
3	E	78	MET	2.1
3	K	78	MET	2.1
3	R	131	ASP	2.1
3	D	85	CYS	2.1
3	H	296	GLY	2.1
3	J	433	ALA	2.1
3	M	10	VAL	2.1
3	D	45	LYS	2.1
3	M	219	HIS	2.1
3	U	17	LEU	2.1
3	E	24	ASP	2.1
3	H	24	ASP	2.1

Continued on next page...

Continued from previous page...

Mol	Chain	Res	Type	RSRZ
3	J	60	MET	2.1
3	S	24	ASP	2.1
3	I	13	GLN	2.1
3	I	45	LYS	2.1
3	P	285	TYR	2.1
3	U	316	GLY	2.1
3	G	35	ASP	2.1
3	I	35	ASP	2.1
3	O	95	VAL	2.1
3	Q	81	PHE	2.1
3	O	135	PRO	2.1
3	G	131	ASP	2.1
3	T	53	TYR	2.1
3	O	123	THR	2.1
3	O	254	ARG	2.1
3	F	297	LYS	2.1
3	E	184	HIS	2.0
3	K	156	GLN	2.0
3	L	8	PHE	2.0
3	P	189	THR	2.0
3	S	12	ASN	2.0
3	B	95	VAL	2.0
3	R	433	ALA	2.0
3	G	103	ILE	2.0
3	I	21	ILE	2.0
3	U	81	PHE	2.0
3	H	131	ASP	2.0
3	V	35	ASP	2.0
3	F	100	GLY	2.0
3	Q	13	GLN	2.0
3	T	17	LEU	2.0
3	A	332	ALA	2.0
3	S	372	ALA	2.0
3	V	95	VAL	2.0
3	A	132	PRO	2.0
3	H	249	ILE	2.0
3	C	12	ASN	2.0
3	V	398	GLU	2.0
3	H	221	TYR	2.0
3	I	34	LYS	2.0
3	J	14	VAL	2.0
3	K	34	LYS	2.0

Continued on next page...

Continued from previous page...

Mol	Chain	Res	Type	RSRZ
3	N	297	LYS	2.0
3	O	84	THR	2.0

6.2 Non-standard residues in protein, DNA, RNA chains [i](#)

There are no non-standard protein/DNA/RNA residues in this entry.

6.3 Carbohydrates [i](#)

There are no carbohydrates in this entry.

6.4 Ligands [i](#)

There are no ligands in this entry.

6.5 Other polymers [i](#)

There are no such residues in this entry.