



# Full wwPDB X-ray Structure Validation Report ⓘ

Feb 1, 2016 – 09:10 AM GMT

PDB ID : 3HG1  
Title : Germline-governed recognition of a cancer epitope by an immunodominant human T cell receptor  
Authors : Cole, D.K.; Yuan, F.; Rizkallah, P.J.; Miles, J.J.; Gostick, E.; Price, D.A.; Gao, G.F.; Jakobsen, B.K.; Sewell, A.K.  
Deposited on : 2009-05-13  
Resolution : 3.00 Å(reported)

This is a Full wwPDB X-ray Structure Validation Report for a publicly released PDB entry.  
We welcome your comments at [validation@mail.wwpdb.org](mailto:validation@mail.wwpdb.org)  
A user guide is available at  
<http://wwpdb.org/validation/2016/XrayValidationReportHelp>  
with specific help available everywhere you see the ⓘ symbol.

---

The following versions of software and data (see [references ⓘ](#)) were used in the production of this report:

MolProbity : 4.02b-467  
Mogul : 1.7 (RC4), CSD as536be (2015)  
Xtriage (Phenix) : 1.9-1692  
EDS : rb-20026688  
Percentile statistics : 20151230.v01 (using entries in the PDB archive December 30th 2015)  
Refmac : 5.8.0135  
CCP4 : 6.5.0  
Ideal geometry (proteins) : Engh & Huber (2001)  
Ideal geometry (DNA, RNA) : Parkinson et al. (1996)  
Validation Pipeline (wwPDB-VP) : trunk26865

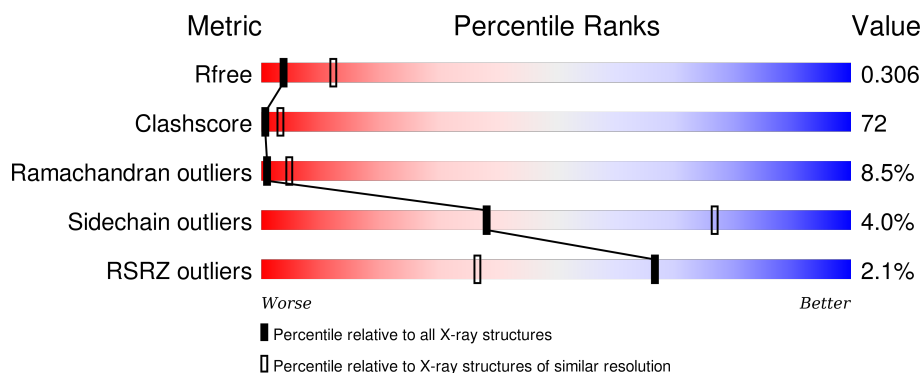
# 1 Overall quality at a glance

The following experimental techniques were used to determine the structure:

## *X-RAY DIFFRACTION*

The reported resolution of this entry is 3.00 Å.

Percentile scores (ranging between 0-100) for global validation metrics of the entry are shown in the following graphic. The table shows the number of entries on which the scores are based.



Metric	Whole archive (#Entries)	Similar resolution (#Entries, resolution range(Å))
$R_{free}$	91344	1578 (3.00-3.00)
Clashscore	102246	1912 (3.00-3.00)
Ramachandran outliers	100387	1853 (3.00-3.00)
Sidechain outliers	100360	1856 (3.00-3.00)
RSRZ outliers	91569	1592 (3.00-3.00)

The table below summarises the geometric issues observed across the polymeric chains and their fit to the electron density. The red, orange, yellow and green segments on the lower bar indicate the fraction of residues that contain outliers for  $\geq 3$ , 2, 1 and 0 types of geometric quality criteria. A grey segment represents the fraction of residues that are not modelled. The numeric value for each fraction is indicated below the corresponding segment, with a dot representing fractions  $\leq 5\%$ . The upper red bar (where present) indicates the fraction of residues that have poor fit to the electron density. The numeric value is given above the bar.

Mol	Chain	Length	Quality of chain
1	A	276	<div> <div>4%</div> <div>38% 53% 9%</div> </div>
2	B	100	<div> <div>%</div> <div>37% 58% 5%</div> </div>
3	C	10	<div> <div>50% 50%</div> </div>
4	D	194	<div> <div>2% 26% 56% 16%</div> <div>.</div> </div>
5	E	244	<div> <div>23% 66% 11%</div> </div>

The following table lists non-polymeric compounds, carbohydrate monomers and non-standard residues in protein, DNA, RNA chains that are outliers for geometric or electron-density-fit criteria:

Mol	Type	Chain	Res	Chirality	Geometry	Clashes	Electron density
7	SO4	A	803	-	-	-	X
7	SO4	A	804	-	-	-	X

## 2 Entry composition

There are 8 unique types of molecules in this entry. The entry contains 6649 atoms, of which 0 are hydrogens and 0 are deuteriums.

In the tables below, the ZeroOcc column contains the number of atoms modelled with zero occupancy, the AltConf column contains the number of residues with at least one atom in alternate conformation and the Trace column contains the number of residues modelled with at most 2 atoms.

- Molecule 1 is a protein called MHC class I antigen.

Mol	Chain	Residues	Atoms					ZeroOcc	AltConf	Trace
1	A	276	Total	C	N	O	S	0	0	0
			2253	1408	410	426	9			

- Molecule 2 is a protein called Beta-2-microglobulin.

Mol	Chain	Residues	Atoms					ZeroOcc	AltConf	Trace
2	B	100	Total	C	N	O	S	0	0	0
			837	533	141	159	4			

There is a discrepancy between the modelled and reference sequences:

Chain	Residue	Modelled	Actual	Comment	Reference
B	0	MET	-	INITIATING METHIONINE	UNP P61769

- Molecule 3 is a protein called CANCER/MART-1.

Mol	Chain	Residues	Atoms				ZeroOcc	AltConf	Trace
3	C	10	Total	C	N	O	0	0	0
			69	45	10	14			

- Molecule 4 is a protein called T-CELL RECEPTOR, ALPHA CHAIN.

Mol	Chain	Residues	Atoms					ZeroOcc	AltConf	Trace
4	D	194	Total	C	N	O	S	0	0	0
			1498	927	249	314	8			

- Molecule 5 is a protein called T-cell Receptor, Beta Chain.

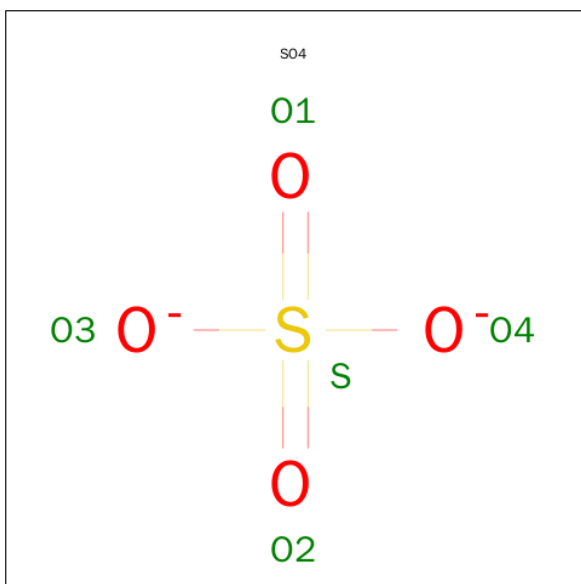
Mol	Chain	Residues	Atoms					ZeroOcc	AltConf	Trace
5	E	244	Total	C	N	O	S	0	0	0
			1926	1221	330	370	5			

- Molecule 6 is GLYCEROL (three-letter code: GOL) (formula:  $C_3H_8O_3$ ).



Mol	Chain	Residues	Atoms			ZeroOcc	AltConf
6	A	1	Total	C	O	0	0
			6	3	3		
6	E	1	Total	C	O	0	0
			6	3	3		

- Molecule 7 is SULFATE ION (three-letter code: SO4) (formula:  $O_4S$ ).



Mol	Chain	Residues	Atoms			ZeroOcc	AltConf
7	A	1	Total	O	S	0	0
			5	4	1		

*Continued on next page...*

*Continued from previous page...*

Mol	Chain	Residues	Atoms			ZeroOcc	AltConf
7	A	1	Total	O	S	0	0
			5	4	1		

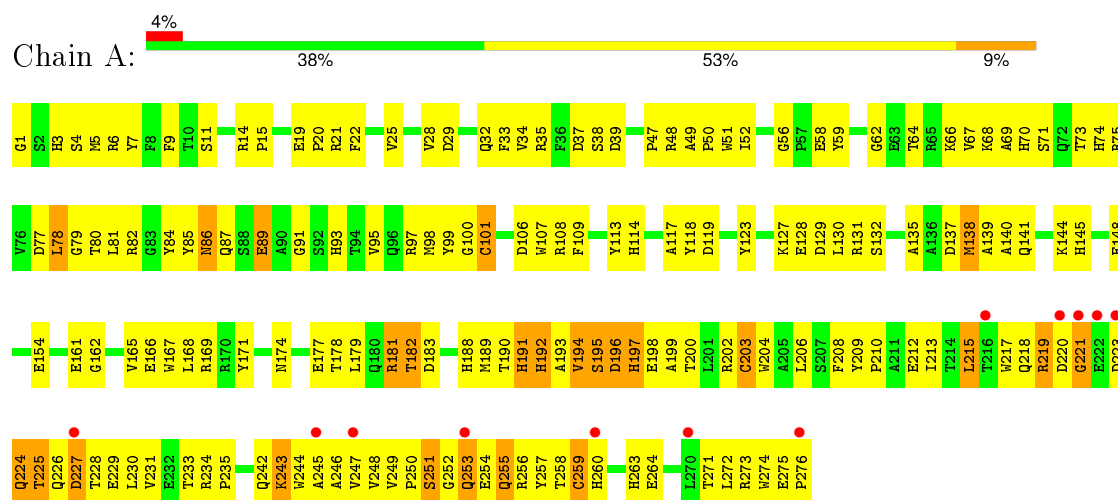
- Molecule 8 is water.

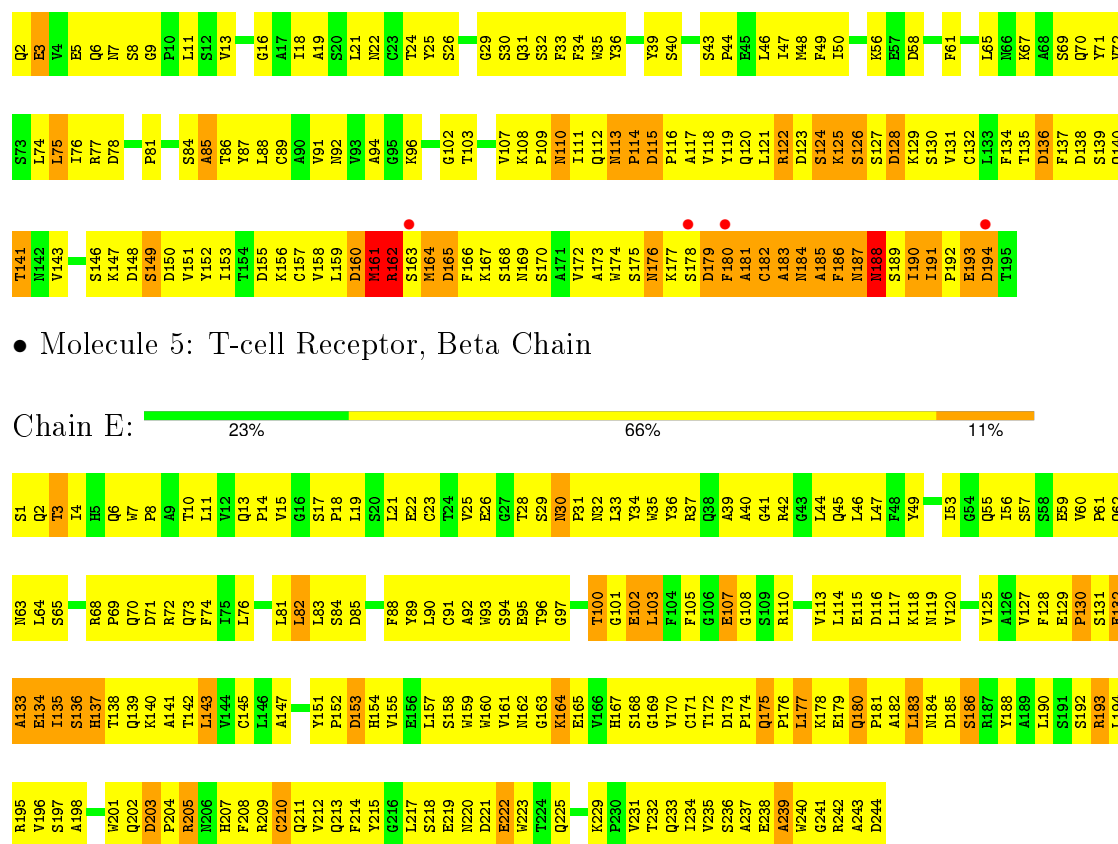
Mol	Chain	Residues	Atoms		ZeroOcc	AltConf
8	A	17	Total	O	0	0
			17	17		
8	B	6	Total	O	0	0
			6	6		
8	C	1	Total	O	0	0
			1	1		
8	D	8	Total	O	0	0
			8	8		
8	E	12	Total	O	0	0
			12	12		

### 3 Residue-property plots

These plots are drawn for all protein, RNA and DNA chains in the entry. The first graphic for a chain summarises the proportions of errors displayed in the second graphic. The second graphic shows the sequence view annotated by issues in geometry and electron density. Residues are color-coded according to the number of geometric quality criteria for which they contain at least one outlier: green = 0, yellow = 1, orange = 2 and red = 3 or more. A red dot above a residue indicates a poor fit to the electron density ( $RSRZ > 2$ ). Stretches of 2 or more consecutive residues without any outlier are shown as a green connector. Residues present in the sample, but not in the model, are shown in grey.

#### • Molecule 1: MHC class I antigen





• Molecule 5: T-cell Receptor, Beta Chain



## 4 Data and refinement statistics

Property	Value	Source
Space group	P 43	Depositor
Cell constants a, b, c, $\alpha$ , $\beta$ , $\gamma$	120.90Å 120.90Å 81.98Å 90.00° 90.00° 90.00°	Depositor
Resolution (Å)	48.65 – 3.00 48.65 – 3.00	Depositor EDS
% Data completeness (in resolution range)	99.5 (48.65-3.00) 99.5 (48.65-3.00)	Depositor EDS
$R_{merge}$	0.16	Depositor
$R_{sym}$	0.16	Depositor
$\langle I/\sigma(I) \rangle$ <sup>1</sup>	1.91 (at 3.01Å)	Xtriage
Refinement program	REFMAC 5.5.0066	Depositor
R, $R_{free}$	0.225 , 0.304 0.233 , 0.306	Depositor DCC
$R_{free}$ test set	1211 reflections (5.38%)	DCC
Wilson B-factor (Å <sup>2</sup> )	54.9	Xtriage
Anisotropy	0.349	Xtriage
Bulk solvent $k_{sol}$ (e/Å <sup>3</sup> ), $B_{sol}$ (Å <sup>2</sup> )	0.34 , 58.1	EDS
Estimated twinning fraction	0.055 for h,-k,-l	Xtriage
L-test for twinning <sup>2</sup>	$\langle  L  \rangle = 0.46$ , $\langle L^2 \rangle = 0.29$	Xtriage
Outliers	0 of 23740 reflections	Xtriage
$F_o, F_c$ correlation	0.89	EDS
Total number of atoms	6649	wwPDB-VP
Average B, all atoms (Å <sup>2</sup> )	42.0	wwPDB-VP

Xtriage's analysis on translational NCS is as follows: *The largest off-origin peak in the Patterson function is 3.17% of the height of the origin peak. No significant pseudotranslation is detected.*

<sup>1</sup>Intensities estimated from amplitudes.

<sup>2</sup>Theoretical values of  $\langle |L| \rangle$ ,  $\langle L^2 \rangle$  for acentric reflections are 0.5, 0.375 respectively for untwinned datasets, and 0.333, 0.2 for perfectly twinned datasets.

## 5 Model quality [i](#)

### 5.1 Standard geometry [i](#)

Bond lengths and bond angles in the following residue types are not validated in this section: GOL, SO4

The Z score for a bond length (or angle) is the number of standard deviations the observed value is removed from the expected value. A bond length (or angle) with  $|Z| > 5$  is considered an outlier worth inspection. RMSZ is the root-mean-square of all Z scores of the bond lengths (or angles).

Mol	Chain	Bond lengths		Bond angles	
		RMSZ	$\# Z  > 5$	RMSZ	$\# Z  > 5$
1	A	0.69	2/2319 (0.1%)	0.49	0/3149
2	B	0.67	0/860	0.51	0/1162
3	C	0.70	0/68	0.50	0/90
4	D	0.75	1/1527 (0.1%)	0.54	0/2070
5	E	0.73	2/1979 (0.1%)	0.55	0/2698
All	All	0.71	5/6753 (0.1%)	0.52	0/9169

All (5) bond length outliers are listed below:

Mol	Chain	Res	Type	Atoms	Z	Observed(Å)	Ideal(Å)
1	A	101	CYS	CB-SG	-10.60	1.64	1.82
5	E	210	CYS	CB-SG	-5.69	1.72	1.81
1	A	89	GLU	CG-CD	5.57	1.60	1.51
4	D	89	CYS	CB-SG	-5.33	1.73	1.81
5	E	145	CYS	CB-SG	-5.33	1.73	1.81

There are no bond angle outliers.

There are no chirality outliers.

There are no planarity outliers.

### 5.2 Too-close contacts [i](#)

In the following table, the Non-H and H(model) columns list the number of non-hydrogen atoms and hydrogen atoms in the chain respectively. The H(added) column lists the number of hydrogen atoms added and optimized by MolProbity. The Clashes column lists the number of clashes within the asymmetric unit, whereas Symm-Clashes lists symmetry related clashes.

Mol	Chain	Non-H	H(model)	H(added)	Clashes	Symm-Clashes
1	A	2253	0	2101	274	0

*Continued on next page...*

*Continued from previous page...*

Mol	Chain	Non-H	H(model)	H(added)	Clashes	Symm-Clashes
2	B	837	0	801	81	0
3	C	69	0	79	10	0
4	D	1498	0	1408	275	1
5	E	1926	0	1845	323	0
6	A	6	0	8	0	0
6	E	6	0	8	1	0
7	A	10	0	0	1	0
8	A	17	0	0	0	0
8	B	6	0	0	1	0
8	C	1	0	0	0	0
8	D	8	0	0	1	0
8	E	12	0	0	6	0
All	All	6649	0	6250	922	1

The all-atom clashscore is defined as the number of clashes found per 1000 atoms (including hydrogen atoms). The all-atom clashscore for this structure is 72.

All (922) close contacts within the same asymmetric unit are listed below, sorted by their clash magnitude.

Atom-1	Atom-2	Interatomic distance (Å)	Clash overlap (Å)
4:D:161:MET:O	4:D:162:ARG:CD	1.63	1.45
4:D:184:ASN:ND2	4:D:185:ALA:H	0.95	1.44
4:D:184:ASN:HD22	4:D:185:ALA:N	1.12	1.41
4:D:147:LYS:HD3	4:D:148:ASP:N	1.40	1.34
1:A:215:LEU:HD12	1:A:215:LEU:O	1.31	1.23
4:D:147:LYS:CD	4:D:148:ASP:H	1.51	1.22
2:B:77:GLU:HB3	8:B:927:HOH:O	1.37	1.20
1:A:226:GLN:HG3	1:A:227:ASP:H	1.05	1.16
4:D:184:ASN:ND2	4:D:185:ALA:N	1.77	1.16
1:A:226:GLN:O	1:A:228:THR:N	1.79	1.15
1:A:272:LEU:HD23	1:A:273:ARG:N	1.59	1.15
1:A:260:HIS:CD2	1:A:271:THR:HG22	1.81	1.15
5:E:63:ASN:ND2	5:E:82:LEU:HD11	1.63	1.13
4:D:193:GLU:O	4:D:194:ASP:CG	1.87	1.12
4:D:161:MET:CG	4:D:167:LYS:HG2	1.79	1.12
4:D:161:MET:CB	4:D:166:PHE:O	1.97	1.11
4:D:161:MET:C	4:D:162:ARG:HD2	1.71	1.10
2:B:20:SER:HA	2:B:71:THR:HG22	1.24	1.10
1:A:195:SER:O	1:A:196:ASP:OD2	1.68	1.09
1:A:224:GLN:HG2	1:A:225:THR:H	1.05	1.09
4:D:122:ARG:HH11	4:D:122:ARG:CG	1.65	1.09

*Continued on next page...*

*Continued from previous page...*

Atom-1	Atom-2	Interatomic distance (Å)	Clash overlap (Å)
4:D:122:ARG:HG2	4:D:122:ARG:HH11	1.17	1.09
5:E:103:LEU:H	5:E:103:LEU:HD23	0.92	1.09
1:A:138:MET:CE	1:A:138:MET:HA	1.83	1.09
5:E:204:PRO:HA	5:E:241:GLY:O	1.49	1.08
1:A:215:LEU:CD1	1:A:215:LEU:O	2.01	1.08
4:D:161:MET:HB3	4:D:166:PHE:C	1.75	1.07
5:E:177:LEU:HD12	5:E:177:LEU:O	1.52	1.06
1:A:252:GLY:O	1:A:254:GLU:N	1.88	1.06
1:A:260:HIS:HD2	1:A:271:THR:CG2	1.67	1.05
4:D:161:MET:O	4:D:162:ARG:HD2	0.88	1.05
1:A:260:HIS:HD2	1:A:271:THR:HG22	0.96	1.05
4:D:124:SER:O	4:D:125:LYS:HB2	1.48	1.04
4:D:161:MET:HG3	4:D:167:LYS:HG2	1.31	1.04
4:D:166:PHE:HE2	4:D:168:SER:OG	1.39	1.04
4:D:166:PHE:CE2	4:D:168:SER:OG	2.11	1.03
1:A:219:ARG:HG2	1:A:257:TYR:HE2	1.24	1.03
5:E:63:ASN:ND2	5:E:82:LEU:CD1	2.21	1.03
5:E:35:TRP:CD1	5:E:74:PHE:CE2	2.47	1.02
1:A:252:GLY:C	1:A:254:GLU:H	1.60	1.02
5:E:100:THR:HG23	5:E:101:GLY:O	1.57	1.02
5:E:103:LEU:N	5:E:103:LEU:HD23	1.74	1.02
4:D:116:PRO:HB2	4:D:191:ILE:HG22	1.43	1.00
5:E:202:GLN:O	5:E:204:PRO:CD	2.09	1.00
5:E:202:GLN:O	5:E:204:PRO:HD3	1.60	1.00
5:E:209:ARG:NH2	5:E:211:GLN:OE1	1.92	1.00
4:D:150:ASP:OD2	4:D:177:LYS:HD3	1.60	1.00
1:A:219:ARG:HG2	1:A:257:TYR:CE2	1.96	0.99
2:B:21:ASN:OD1	2:B:22:PHE:N	1.95	0.99
4:D:161:MET:HB3	4:D:166:PHE:O	1.56	0.99
5:E:183:LEU:HD21	5:E:185:ASP:HB2	1.44	0.99
5:E:30:ASN:O	5:E:96:THR:HB	1.62	0.99
5:E:103:LEU:H	5:E:103:LEU:CD2	1.73	0.98
5:E:135:ILE:HD12	5:E:135:ILE:H	1.28	0.98
4:D:35:TRP:O	4:D:47:ILE:HG12	1.64	0.98
4:D:147:LYS:CD	4:D:148:ASP:N	2.17	0.97
4:D:162:ARG:HG3	4:D:164:MET:CE	1.94	0.97
4:D:188:ASN:HD22	4:D:189:SER:N	1.62	0.97
1:A:204:TRP:CZ3	1:A:244:TRP:HD1	1.83	0.96
4:D:159:LEU:HD12	4:D:159:LEU:O	1.64	0.96
5:E:183:LEU:HD23	5:E:183:LEU:O	1.66	0.95
4:D:6:GLN:HE22	4:D:102:GLY:HA2	1.32	0.95

*Continued on next page...*

*Continued from previous page...*

Atom-1	Atom-2	Interatomic distance (Å)	Clash overlap (Å)
4:D:138:ASP:OD2	4:D:140:GLN:HG2	1.66	0.94
4:D:115:ASP:H	4:D:116:PRO:HD3	1.28	0.94
5:E:138:THR:HG22	5:E:140:LYS:HG3	1.49	0.94
1:A:224:GLN:HG2	1:A:225:THR:N	1.82	0.94
1:A:258:THR:OG1	1:A:272:LEU:O	1.85	0.94
2:B:20:SER:CA	2:B:71:THR:HG22	1.98	0.94
4:D:22:ASN:ND2	4:D:71:TYR:OH	2.00	0.93
5:E:30:ASN:N	5:E:30:ASN:HD22	1.64	0.93
5:E:115:GLU:C	5:E:115:GLU:OE2	2.06	0.93
4:D:193:GLU:OE2	4:D:193:GLU:N	2.01	0.93
5:E:62:GLN:OE1	5:E:64:LEU:HB2	1.70	0.92
1:A:138:MET:HE3	1:A:138:MET:HA	1.48	0.92
5:E:175:GLN:HE21	5:E:175:GLN:N	1.69	0.91
4:D:116:PRO:CB	4:D:191:ILE:HG22	2.00	0.91
1:A:58:GLU:OE2	1:A:58:GLU:N	2.03	0.91
5:E:204:PRO:CA	5:E:241:GLY:O	2.18	0.90
5:E:63:ASN:HD22	5:E:82:LEU:CD1	1.80	0.90
4:D:161:MET:CA	4:D:166:PHE:O	2.18	0.90
1:A:204:TRP:CZ3	1:A:244:TRP:CD1	2.59	0.90
1:A:195:SER:C	1:A:196:ASP:OD2	2.10	0.89
5:E:8:PRO:HG2	5:E:11:LEU:HD21	1.51	0.89
5:E:63:ASN:HD21	5:E:82:LEU:HD11	1.35	0.89
1:A:224:GLN:CG	1:A:225:THR:H	1.85	0.89
5:E:183:LEU:CD2	5:E:185:ASP:HB2	2.01	0.89
1:A:202:ARG:NH1	1:A:244:TRP:CH2	2.40	0.88
1:A:35:ARG:HD2	2:B:53:ASP:OD2	1.73	0.88
5:E:138:THR:HG21	5:E:195:ARG:NH2	1.88	0.88
5:E:135:ILE:HG23	5:E:198:ALA:HB1	1.53	0.88
5:E:63:ASN:HD22	5:E:82:LEU:HD13	1.38	0.87
5:E:177:LEU:HD12	5:E:177:LEU:C	1.94	0.87
5:E:101:GLY:O	5:E:102:GLU:HB3	1.72	0.87
4:D:81:PRO:HG2	4:D:167:LYS:NZ	1.89	0.87
1:A:215:LEU:HD11	1:A:245:ALA:HB2	1.55	0.87
5:E:19:LEU:HD11	5:E:21:LEU:HD21	1.57	0.87
1:A:226:GLN:HG3	1:A:227:ASP:N	1.88	0.87
1:A:144:LYS:O	1:A:148:GLU:HG3	1.74	0.86
4:D:115:ASP:H	4:D:116:PRO:CD	1.87	0.86
4:D:50:ILE:HD11	4:D:56:LYS:CB	2.06	0.86
4:D:122:ARG:NH1	4:D:122:ARG:HB2	1.90	0.85
1:A:224:GLN:O	1:A:225:THR:OG1	1.93	0.85
1:A:195:SER:O	1:A:196:ASP:O	1.92	0.85

*Continued on next page...*

*Continued from previous page...*

Atom-1	Atom-2	Interatomic distance (Å)	Clash overlap (Å)
4:D:192:PRO:C	4:D:193:GLU:OE2	2.15	0.85
4:D:122:ARG:HH11	4:D:122:ARG:CB	1.90	0.85
4:D:110:ASN:C	4:D:110:ASN:HD22	1.79	0.85
4:D:193:GLU:O	4:D:194:ASP:OD2	1.93	0.85
1:A:219:ARG:HB3	1:A:257:TYR:CD2	2.11	0.84
2:B:20:SER:HA	2:B:71:THR:CG2	2.07	0.84
5:E:174:PRO:HB2	5:E:175:GLN:HE22	1.41	0.84
4:D:50:ILE:HD11	4:D:56:LYS:HB2	1.60	0.84
2:B:15:ALA:HB1	2:B:72:PRO:HG2	1.59	0.84
1:A:223:ASP:O	1:A:224:GLN:CB	2.26	0.83
4:D:161:MET:HA	4:D:166:PHE:O	1.76	0.83
1:A:219:ARG:HD3	1:A:219:ARG:O	1.79	0.83
5:E:243:ALA:O	5:E:244:ASP:OD1	1.97	0.83
5:E:242:ARG:HG2	5:E:243:ALA:O	1.79	0.83
1:A:191:HIS:O	1:A:192:HIS:ND1	2.12	0.83
4:D:158:VAL:HG22	4:D:169:ASN:OD1	1.79	0.82
4:D:124:SER:O	4:D:125:LYS:CB	2.26	0.82
1:A:202:ARG:NH1	1:A:244:TRP:CZ3	2.48	0.82
4:D:162:ARG:NE	4:D:164:MET:HE3	1.95	0.82
5:E:204:PRO:O	5:E:205:ARG:CB	2.25	0.82
4:D:35:TRP:HB3	4:D:47:ILE:HD11	1.59	0.82
4:D:6:GLN:NE2	4:D:102:GLY:H	1.76	0.82
5:E:157:LEU:HD23	5:E:158:SER:N	1.93	0.82
1:A:190:THR:OG1	1:A:202:ARG:HB3	1.79	0.82
4:D:122:ARG:HG2	4:D:122:ARG:NH1	1.95	0.82
5:E:219:GLU:OE1	5:E:220:ASN:HB2	1.80	0.82
4:D:162:ARG:HG3	4:D:164:MET:HE2	1.59	0.81
1:A:178:THR:O	1:A:181:ARG:HG2	1.79	0.81
5:E:168:SER:O	5:E:170:VAL:HG23	1.81	0.81
4:D:193:GLU:O	4:D:194:ASP:CB	2.29	0.81
5:E:101:GLY:O	5:E:102:GLU:CB	2.27	0.81
4:D:186:PHE:O	4:D:187:ASN:HB2	1.81	0.81
4:D:122:ARG:NH1	4:D:122:ARG:CB	2.43	0.81
1:A:182:THR:HG23	1:A:182:THR:O	1.81	0.80
4:D:162:ARG:HG3	4:D:164:MET:HE3	1.62	0.80
4:D:6:GLN:NE2	4:D:102:GLY:HA2	1.94	0.80
5:E:163:GLY:O	5:E:164:LYS:CB	2.30	0.80
5:E:163:GLY:O	5:E:164:LYS:HB2	1.82	0.80
1:A:252:GLY:C	1:A:254:GLU:N	2.31	0.80
5:E:175:GLN:HB2	5:E:176:PRO:HD2	1.63	0.80
5:E:118:LYS:C	5:E:118:LYS:HD3	2.01	0.80

*Continued on next page...*

*Continued from previous page...*

Atom-1	Atom-2	Interatomic distance (Å)	Clash overlap (Å)
4:D:114:PRO:O	4:D:115:ASP:HB2	1.81	0.79
4:D:161:MET:CB	4:D:166:PHE:C	2.47	0.79
1:A:233:THR:OG1	1:A:243:LYS:HD2	1.82	0.79
5:E:62:GLN:HG2	5:E:64:LEU:H	1.47	0.79
1:A:138:MET:HE2	1:A:138:MET:HA	1.64	0.79
5:E:30:ASN:N	5:E:31:PRO:HD3	1.97	0.79
4:D:176:ASN:HD22	4:D:176:ASN:H	1.30	0.79
1:A:117:ALA:HB2	2:B:60:TRP:CE2	2.18	0.79
1:A:14:ARG:NH2	1:A:19:GLU:O	2.15	0.78
2:B:54:LEU:HD12	2:B:64:LEU:HD11	1.63	0.78
1:A:189:MET:CE	1:A:272:LEU:HD22	2.13	0.78
5:E:125:VAL:HG21	5:E:235:VAL:O	1.83	0.78
4:D:2:GLN:NE2	4:D:5:GLU:OE2	2.17	0.78
5:E:174:PRO:C	5:E:175:GLN:HE21	1.87	0.78
4:D:6:GLN:HE22	4:D:102:GLY:CA	1.96	0.78
1:A:81:LEU:HD12	1:A:81:LEU:H	1.46	0.78
4:D:6:GLN:NE2	4:D:102:GLY:CA	2.46	0.78
1:A:206:LEU:HD22	1:A:242:GLN:HG2	1.65	0.78
5:E:220:ASN:HA	8:E:939:HOH:O	1.83	0.78
4:D:140:GLN:O	4:D:141:THR:OG1	2.00	0.77
5:E:174:PRO:HB2	5:E:175:GLN:NE2	1.98	0.77
1:A:81:LEU:HD12	1:A:81:LEU:N	1.97	0.77
1:A:73:THR:CG2	5:E:97:GLY:HA2	2.14	0.77
4:D:161:MET:O	4:D:162:ARG:CG	2.32	0.77
4:D:191:ILE:H	4:D:191:ILE:HD13	1.50	0.77
5:E:129:GLU:O	5:E:130:PRO:O	2.02	0.77
5:E:220:ASN:O	6:E:802:GOL:O1	2.02	0.77
4:D:2:GLN:O	4:D:3:GLU:CB	2.33	0.77
2:B:81:ARG:HG3	2:B:92:ILE:CD1	2.15	0.77
2:B:21:ASN:CG	2:B:22:PHE:H	1.88	0.76
5:E:183:LEU:C	5:E:183:LEU:HD23	2.06	0.76
1:A:6:ARG:NE	1:A:113:TYR:OH	2.18	0.76
5:E:135:ILE:O	5:E:136:SER:CB	2.31	0.76
1:A:260:HIS:CD2	1:A:271:THR:CG2	2.53	0.76
5:E:211:GLN:HA	5:E:236:SER:HB3	1.66	0.76
1:A:191:HIS:O	1:A:192:HIS:HB2	1.85	0.76
5:E:183:LEU:O	5:E:184:ASN:HB2	1.84	0.76
5:E:204:PRO:O	5:E:205:ARG:HB3	1.84	0.76
1:A:47:PRO:O	1:A:48:ARG:HD2	1.86	0.76
4:D:140:GLN:O	4:D:141:THR:CB	2.34	0.76
4:D:161:MET:O	4:D:162:ARG:CB	2.34	0.76

*Continued on next page...*

*Continued from previous page...*

Atom-1	Atom-2	Interatomic distance (Å)	Clash overlap (Å)
4:D:81:PRO:HG2	4:D:167:LYS:HZ1	1.49	0.75
2:B:50:GLU:HG3	2:B:67:TYR:CE1	2.21	0.75
4:D:125:LYS:O	4:D:126:SER:HB2	1.84	0.75
2:B:73:THR:OG1	2:B:75:LYS:O	2.04	0.75
5:E:127:VAL:HG12	5:E:237:ALA:CB	2.16	0.75
4:D:181:ALA:O	4:D:182:CYS:HB2	1.86	0.75
5:E:183:LEU:HD22	5:E:186:SER:H	1.51	0.74
5:E:178:LYS:HG2	5:E:188:TYR:CE1	2.22	0.74
1:A:191:HIS:O	1:A:192:HIS:CB	2.35	0.74
4:D:189:SER:O	4:D:191:ILE:HG23	1.87	0.74
1:A:162:GLY:O	1:A:165:VAL:HG22	1.86	0.74
2:B:75:LYS:HG3	2:B:76:ASP:OD2	1.88	0.74
5:E:33:LEU:HD23	5:E:74:PHE:HB2	1.68	0.74
4:D:127:SER:O	4:D:128:ASP:CB	2.33	0.74
5:E:210:CYS:O	5:E:236:SER:HB2	1.87	0.74
4:D:151:VAL:HA	4:D:175:SER:HB2	1.69	0.73
4:D:193:GLU:C	4:D:194:ASP:OD2	2.26	0.73
1:A:204:TRP:CH2	1:A:244:TRP:CD1	2.75	0.73
5:E:135:ILE:HD12	5:E:135:ILE:N	2.01	0.73
2:B:17:ASN:HB2	2:B:73:THR:HA	1.71	0.73
1:A:218:GLN:HB3	1:A:223:ASP:HB2	1.68	0.73
2:B:39:LEU:CD1	2:B:68:THR:HG22	2.18	0.73
5:E:127:VAL:HG12	5:E:237:ALA:HB1	1.71	0.73
5:E:103:LEU:N	5:E:103:LEU:CD2	2.39	0.73
4:D:6:GLN:NE2	4:D:102:GLY:N	2.35	0.73
5:E:4:ILE:HD11	5:E:23:CYS:SG	2.28	0.73
4:D:161:MET:HG2	4:D:167:LYS:HG2	1.71	0.72
5:E:118:LYS:O	5:E:118:LYS:HD3	1.88	0.72
5:E:143:LEU:HD12	5:E:143:LEU:N	2.03	0.72
5:E:133:ALA:O	5:E:134:GLU:C	2.27	0.72
2:B:54:LEU:CD1	2:B:64:LEU:HD11	2.19	0.72
5:E:173:ASP:HB2	5:E:190:LEU:HD12	1.71	0.72
5:E:35:TRP:CD1	5:E:74:PHE:HE2	2.07	0.72
5:E:183:LEU:HD23	5:E:185:ASP:H	1.53	0.72
5:E:164:LYS:O	5:E:165:GLU:HB3	1.89	0.72
1:A:225:THR:HG22	1:A:228:THR:HG23	1.72	0.71
1:A:49:ALA:O	1:A:52:ILE:HG22	1.90	0.71
4:D:159:LEU:HB3	5:E:171:CYS:HB2	1.72	0.71
1:A:226:GLN:CG	1:A:227:ASP:H	1.87	0.71
5:E:135:ILE:O	5:E:136:SER:HB2	1.90	0.71
2:B:81:ARG:HG3	2:B:92:ILE:HD13	1.72	0.71

*Continued on next page...*



*Continued from previous page...*

Atom-1	Atom-2	Interatomic distance (Å)	Clash overlap (Å)
5:E:62:GLN:HG2	5:E:63:ASN:N	2.05	0.71
1:A:189:MET:HE3	1:A:272:LEU:HD22	1.72	0.71
4:D:186:PHE:O	4:D:187:ASN:CB	2.39	0.71
5:E:88:PHE:CD1	5:E:110:ARG:HG2	2.26	0.71
4:D:75:LEU:HD22	4:D:75:LEU:N	2.05	0.71
1:A:202:ARG:NH1	1:A:244:TRP:CZ2	2.58	0.71
1:A:117:ALA:HB2	2:B:60:TRP:CZ2	2.26	0.70
1:A:87:GLN:OE1	1:A:118:TYR:OH	2.05	0.70
1:A:234:ARG:HD2	2:B:10:TYR:CE2	2.26	0.70
4:D:127:SER:O	4:D:128:ASP:HB2	1.91	0.70
5:E:175:GLN:NE2	5:E:175:GLN:N	2.38	0.70
4:D:110:ASN:HD22	4:D:111:ILE:N	1.88	0.70
4:D:179:ASP:O	4:D:180:PHE:O	2.10	0.70
1:A:225:THR:HG21	1:A:247:VAL:HG21	1.73	0.70
1:A:35:ARG:CD	2:B:53:ASP:OD2	2.40	0.70
5:E:183:LEU:CD2	5:E:185:ASP:CB	2.69	0.70
4:D:182:CYS:O	4:D:183:ALA:HB2	1.90	0.70
4:D:191:ILE:HD13	4:D:191:ILE:N	2.07	0.70
5:E:183:LEU:HD21	5:E:185:ASP:CB	2.19	0.70
5:E:8:PRO:CG	5:E:11:LEU:HD21	2.20	0.70
5:E:138:THR:HG21	5:E:195:ARG:HH21	1.57	0.70
1:A:82:ARG:HA	1:A:87:GLN:CG	2.22	0.70
5:E:35:TRP:NE1	5:E:74:PHE:CE2	2.59	0.69
4:D:125:LYS:O	4:D:126:SER:CB	2.38	0.69
4:D:161:MET:HB3	4:D:167:LYS:N	2.08	0.69
4:D:116:PRO:O	4:D:192:PRO:CD	2.40	0.69
1:A:219:ARG:CG	1:A:257:TYR:CE2	2.75	0.69
5:E:183:LEU:HD22	5:E:186:SER:N	2.06	0.69
5:E:56:ILE:HG22	5:E:57:SER:N	2.08	0.69
4:D:113:ASN:O	4:D:114:PRO:O	2.11	0.69
5:E:82:LEU:N	5:E:82:LEU:HD12	2.08	0.69
2:B:4:THR:HG22	2:B:86:THR:HB	1.74	0.69
4:D:188:ASN:C	4:D:188:ASN:HD22	1.95	0.69
1:A:199:ALA:N	1:A:249:VAL:O	2.26	0.69
1:A:235:PRO:HG2	2:B:65:LEU:HD22	1.74	0.68
1:A:177:GLU:O	1:A:181:ARG:HB3	1.94	0.68
1:A:223:ASP:O	1:A:224:GLN:HB3	1.94	0.68
5:E:154:HIS:HD2	5:E:176:PRO:HD3	1.58	0.68
4:D:176:ASN:H	4:D:176:ASN:ND2	1.92	0.68
5:E:136:SER:O	5:E:137:HIS:HB2	1.93	0.68
5:E:141:ALA:O	5:E:195:ARG:HA	1.92	0.68

*Continued on next page...*

*Continued from previous page...*

Atom-1	Atom-2	Interatomic distance (Å)	Clash overlap (Å)
1:A:215:LEU:HD11	1:A:245:ALA:CB	2.23	0.68
1:A:215:LEU:HD13	1:A:245:ALA:HB3	1.75	0.68
5:E:183:LEU:CD2	5:E:185:ASP:H	2.06	0.68
1:A:191:HIS:CG	1:A:192:HIS:N	2.61	0.68
5:E:179:GLU:O	5:E:180:GLN:HB3	1.93	0.68
5:E:30:ASN:ND2	5:E:30:ASN:N	2.35	0.67
2:B:63:TYR:C	2:B:64:LEU:HD12	2.13	0.67
1:A:80:THR:HG22	1:A:84:TYR:CE2	2.29	0.67
4:D:86:THR:HG21	5:E:42:ARG:HG2	1.76	0.67
1:A:191:HIS:CD2	1:A:192:HIS:H	2.13	0.67
4:D:110:ASN:ND2	4:D:110:ASN:C	2.49	0.67
5:E:203:ASP:OD1	5:E:204:PRO:O	2.13	0.67
1:A:272:LEU:HD23	1:A:272:LEU:C	2.15	0.67
4:D:116:PRO:O	4:D:192:PRO:HD3	1.94	0.67
5:E:30:ASN:O	5:E:96:THR:CB	2.40	0.67
5:E:15:VAL:HG23	5:E:114:LEU:O	1.95	0.66
4:D:3:GLU:HA	4:D:26:SER:OG	1.94	0.66
4:D:179:ASP:O	4:D:180:PHE:C	2.32	0.66
5:E:173:ASP:HB2	5:E:190:LEU:CD1	2.25	0.66
5:E:138:THR:HG22	5:E:140:LYS:CG	2.25	0.66
5:E:53:ILE:O	5:E:55:GLN:HG3	1.95	0.66
1:A:224:GLN:O	1:A:225:THR:CB	2.43	0.66
1:A:203:CYS:HB2	1:A:217:TRP:CZ2	2.31	0.66
1:A:215:LEU:CD1	1:A:245:ALA:CB	2.73	0.66
4:D:161:MET:HB3	4:D:167:LYS:CA	2.27	0.65
5:E:182:ALA:O	5:E:183:LEU:HB2	1.95	0.65
4:D:131:VAL:HG13	4:D:173:ALA:O	1.95	0.65
1:A:272:LEU:HD23	1:A:273:ARG:H	1.58	0.65
1:A:206:LEU:HD22	1:A:242:GLN:CG	2.26	0.65
2:B:81:ARG:CG	2:B:92:ILE:CD1	2.74	0.65
4:D:113:ASN:O	4:D:113:ASN:ND2	2.26	0.65
4:D:5:GLU:HB3	4:D:24:THR:CG2	2.26	0.65
5:E:135:ILE:H	5:E:135:ILE:CD1	2.05	0.65
1:A:250:PRO:O	1:A:251:SER:O	2.14	0.65
1:A:25:VAL:HG23	1:A:32:GLN:HE21	1.60	0.65
1:A:81:LEU:H	1:A:81:LEU:CD1	2.08	0.65
1:A:242:GLN:O	1:A:243:LYS:HB2	1.97	0.65
1:A:229:GLU:O	1:A:244:TRP:CZ3	2.50	0.65
5:E:143:LEU:H	5:E:143:LEU:HD12	1.60	0.65
2:B:63:TYR:O	2:B:64:LEU:HD12	1.96	0.65
5:E:62:GLN:HG2	5:E:63:ASN:H	1.59	0.64

*Continued on next page...*

*Continued from previous page...*

Atom-1	Atom-2	Interatomic distance (Å)	Clash overlap (Å)
4:D:88:LEU:HD12	4:D:88:LEU:N	2.12	0.64
5:E:154:HIS:CD2	5:E:176:PRO:HD3	2.32	0.64
5:E:178:LYS:HG2	5:E:188:TYR:HE1	1.62	0.64
5:E:64:LEU:HD12	5:E:64:LEU:N	2.13	0.64
4:D:160:ASP:O	4:D:161:MET:C	2.34	0.64
1:A:77:ASP:O	1:A:80:THR:N	2.31	0.64
4:D:161:MET:O	4:D:162:ARG:HB3	1.98	0.64
1:A:81:LEU:HD23	1:A:118:TYR:CG	2.33	0.64
1:A:230:LEU:HD23	1:A:230:LEU:C	2.18	0.64
1:A:56:GLY:O	1:A:59:TYR:HB3	1.97	0.64
4:D:159:LEU:O	4:D:161:MET:N	2.30	0.64
5:E:202:GLN:O	5:E:204:PRO:HD2	1.98	0.64
5:E:1:SER:C	5:E:3:THR:H	2.01	0.64
5:E:134:GLU:OE1	5:E:142:THR:N	2.30	0.64
4:D:50:ILE:HD11	4:D:56:LYS:HB3	1.79	0.64
5:E:19:LEU:HD11	5:E:21:LEU:CD2	2.26	0.64
5:E:153:ASP:HB2	8:E:930:HOH:O	1.98	0.63
5:E:185:ASP:O	5:E:186:SER:O	2.16	0.63
5:E:118:LYS:HG2	5:E:225:GLN:OE1	1.99	0.63
1:A:189:MET:HE1	1:A:272:LEU:HD22	1.80	0.63
1:A:191:HIS:CD2	1:A:192:HIS:N	2.67	0.63
5:E:177:LEU:CD1	5:E:177:LEU:C	2.66	0.63
4:D:43:SER:HB2	4:D:44:PRO:CD	2.28	0.63
2:B:41:LYS:HG3	2:B:78:TYR:CE1	2.34	0.63
4:D:117:ALA:HA	4:D:192:PRO:HD2	1.79	0.63
1:A:4:SER:HB2	1:A:101:CYS:O	1.98	0.63
1:A:223:ASP:O	1:A:224:GLN:HB2	1.97	0.62
1:A:234:ARG:HE	1:A:242:GLN:HE21	1.45	0.62
1:A:191:HIS:O	1:A:192:HIS:CG	2.52	0.62
5:E:162:ASN:OD1	5:E:207:HIS:N	2.27	0.62
4:D:124:SER:HB3	5:E:129:GLU:CD	2.19	0.62
1:A:197:HIS:O	1:A:251:SER:N	2.32	0.62
5:E:203:ASP:C	5:E:203:ASP:OD1	2.38	0.62
5:E:243:ALA:O	5:E:244:ASP:O	2.17	0.62
5:E:176:PRO:HB2	5:E:188:TYR:HB3	1.81	0.62
4:D:74:LEU:C	4:D:75:LEU:HD22	2.19	0.62
4:D:50:ILE:HG22	4:D:65:LEU:HD22	1.80	0.62
3:C:7:ILE:O	3:C:8:LEU:HD23	2.00	0.62
4:D:5:GLU:HB3	4:D:24:THR:HG23	1.82	0.62
5:E:202:GLN:HA	5:E:242:ARG:O	2.00	0.62
5:E:31:PRO:HD2	5:E:68:ARG:NH2	2.15	0.62

*Continued on next page...*

*Continued from previous page...*

Atom-1	Atom-2	Interatomic distance (Å)	Clash overlap (Å)
4:D:187:ASN:O	4:D:188:ASN:HB3	2.00	0.62
5:E:115:GLU:O	5:E:115:GLU:OE2	2.18	0.62
1:A:80:THR:CG2	1:A:84:TYR:CE2	2.82	0.62
5:E:163:GLY:O	5:E:164:LYS:CG	2.46	0.62
1:A:107:TRP:O	1:A:169:ARG:NH2	2.29	0.62
2:B:1:ILE:HD13	2:B:3:ARG:NH1	2.15	0.62
5:E:13:GLN:NE2	5:E:17:SER:OG	2.22	0.62
1:A:198:GLU:HA	1:A:250:PRO:HA	1.82	0.61
1:A:254:GLU:C	1:A:256:ARG:H	2.04	0.61
5:E:225:GLN:NE2	5:E:225:GLN:HA	2.15	0.61
5:E:203:ASP:O	5:E:204:PRO:C	2.39	0.61
5:E:183:LEU:CD2	5:E:185:ASP:N	2.63	0.61
5:E:19:LEU:HB2	5:E:81:LEU:HD21	1.81	0.61
5:E:183:LEU:O	5:E:184:ASN:CB	2.49	0.61
4:D:7:ASN:O	4:D:8:SER:HB3	2.00	0.61
5:E:141:ALA:HB3	5:E:196:VAL:O	1.99	0.61
4:D:138:ASP:OD1	4:D:139:SER:N	2.33	0.61
5:E:219:GLU:OE1	5:E:220:ASN:CB	2.48	0.61
5:E:32:ASN:O	5:E:93:TRP:HA	2.01	0.61
4:D:2:GLN:O	4:D:3:GLU:HB2	2.00	0.61
4:D:150:ASP:CG	4:D:177:LYS:HD3	2.21	0.60
4:D:25:TYR:O	4:D:70:GLN:HB3	2.01	0.60
4:D:81:PRO:HG2	4:D:167:LYS:HZ3	1.66	0.60
5:E:130:PRO:HB3	5:E:135:ILE:HD11	1.82	0.60
1:A:194:VAL:HG21	1:A:198:GLU:HB2	1.82	0.60
4:D:6:GLN:HE21	4:D:102:GLY:H	1.44	0.60
5:E:175:GLN:HB2	5:E:176:PRO:CD	2.31	0.60
4:D:159:LEU:CB	5:E:171:CYS:HB2	2.31	0.60
4:D:161:MET:CG	4:D:167:LYS:CG	2.69	0.60
1:A:78:LEU:CD2	1:A:95:VAL:HG23	2.30	0.60
4:D:190:ILE:HG12	4:D:190:ILE:O	2.00	0.60
5:E:62:GLN:CG	5:E:63:ASN:H	2.14	0.60
2:B:17:ASN:ND2	2:B:17:ASN:O	2.34	0.60
5:E:163:GLY:O	5:E:164:LYS:HG2	2.01	0.60
4:D:88:LEU:CD1	4:D:88:LEU:N	2.65	0.60
1:A:4:SER:CB	1:A:101:CYS:O	2.49	0.60
2:B:72:PRO:O	2:B:73:THR:CG2	2.50	0.60
5:E:185:ASP:O	5:E:186:SER:C	2.39	0.60
5:E:223:TRP:CZ2	5:E:225:GLN:HB2	2.36	0.60
5:E:34:TYR:CE1	5:E:49:TYR:CD1	2.90	0.60
5:E:180:GLN:HG3	5:E:180:GLN:O	2.02	0.60

*Continued on next page...*

*Continued from previous page...*

Atom-1	Atom-2	Interatomic distance (Å)	Clash overlap (Å)
4:D:48:MET:HE3	4:D:58:ASP:HB3	1.84	0.60
5:E:203:ASP:OD1	5:E:203:ASP:O	2.19	0.59
1:A:141:GLN:O	1:A:145:HIS:HD2	1.85	0.59
4:D:147:LYS:HD3	4:D:148:ASP:H	0.59	0.59
4:D:163:SER:C	4:D:165:ASP:H	2.04	0.59
5:E:133:ALA:O	5:E:135:ILE:N	2.35	0.59
1:A:219:ARG:CB	1:A:257:TYR:CD2	2.85	0.59
4:D:65:LEU:HD13	4:D:72:VAL:HG22	1.84	0.59
1:A:247:VAL:HG22	1:A:248:VAL:N	2.17	0.59
5:E:154:HIS:ND1	5:E:155:VAL:O	2.36	0.59
5:E:223:TRP:CE2	5:E:225:GLN:HB2	2.37	0.59
4:D:162:ARG:CG	4:D:164:MET:HE3	2.30	0.59
4:D:84:SER:O	4:D:85:ALA:HB2	2.03	0.59
4:D:112:GLN:HG3	4:D:113:ASN:N	2.18	0.59
1:A:215:LEU:HD12	1:A:215:LEU:C	2.20	0.59
5:E:32:ASN:HB2	5:E:94:SER:OG	2.02	0.59
5:E:143:LEU:CD1	5:E:143:LEU:H	2.16	0.59
4:D:34:PHE:CD1	4:D:49:PHE:HB3	2.37	0.59
4:D:30:SER:HB3	4:D:91:VAL:HG13	1.84	0.59
1:A:85:TYR:O	1:A:86:ASN:C	2.40	0.59
4:D:29:GLY:O	4:D:31:GLN:HG3	2.02	0.59
1:A:194:VAL:CG2	1:A:198:GLU:HB2	2.33	0.59
5:E:157:LEU:C	5:E:157:LEU:HD23	2.22	0.59
2:B:39:LEU:HD13	2:B:68:THR:HG22	1.84	0.59
1:A:250:PRO:O	1:A:251:SER:C	2.41	0.58
1:A:82:ARG:HA	1:A:87:GLN:HG2	1.85	0.58
5:E:170:VAL:HG22	5:E:194:LEU:HD13	1.85	0.58
5:E:62:GLN:CG	5:E:63:ASN:N	2.66	0.58
1:A:78:LEU:HD23	1:A:95:VAL:HG23	1.85	0.58
4:D:116:PRO:O	4:D:192:PRO:HD2	2.04	0.58
5:E:115:GLU:OE2	5:E:116:ASP:HB2	2.03	0.58
1:A:274:TRP:HE1	1:A:276:PRO:HG3	1.67	0.58
1:A:219:ARG:C	1:A:219:ARG:HH11	2.06	0.58
2:B:5:PRO:HB3	2:B:30:PHE:HB3	1.85	0.58
4:D:161:MET:O	4:D:162:ARG:NE	2.33	0.58
1:A:89:GLU:CD	1:A:89:GLU:H	2.06	0.58
1:A:215:LEU:CD1	1:A:245:ALA:HB3	2.33	0.58
5:E:28:THR:HG21	5:E:93:TRP:CH2	2.38	0.58
5:E:8:PRO:CB	5:E:11:LEU:HD21	2.34	0.58
5:E:127:VAL:HG12	5:E:237:ALA:HB3	1.86	0.58
4:D:161:MET:HB3	4:D:167:LYS:HA	1.86	0.58

*Continued on next page...*

*Continued from previous page...*

Atom-1	Atom-2	Interatomic distance (Å)	Clash overlap (Å)
5:E:118:LYS:C	5:E:118:LYS:CD	2.71	0.58
4:D:146:SER:OG	4:D:151:VAL:HG13	2.04	0.58
4:D:152:TYR:HB2	4:D:174:TRP:CE2	2.40	0.57
4:D:162:ARG:HE	4:D:164:MET:CE	2.17	0.57
4:D:188:ASN:C	4:D:188:ASN:ND2	2.58	0.57
4:D:140:GLN:O	4:D:140:GLN:HG3	2.02	0.57
5:E:147:ALA:HB2	5:E:212:VAL:HG21	1.85	0.57
5:E:204:PRO:HA	5:E:241:GLY:C	2.20	0.57
1:A:249:VAL:HG11	1:A:257:TYR:CD1	2.40	0.57
1:A:252:GLY:O	1:A:254:GLU:HG2	2.04	0.57
5:E:160:TRP:HA	5:E:165:GLU:HA	1.86	0.57
4:D:48:MET:CE	4:D:58:ASP:HB3	2.34	0.57
4:D:115:ASP:N	4:D:116:PRO:CD	2.57	0.57
4:D:123:ASP:O	4:D:125:LYS:N	2.38	0.57
1:A:202:ARG:NH1	1:A:244:TRP:CE3	2.72	0.57
5:E:4:ILE:HG21	5:E:105:PHE:O	2.04	0.57
4:D:11:LEU:HD12	4:D:11:LEU:N	2.20	0.57
5:E:170:VAL:HG12	5:E:171:CYS:N	2.20	0.57
5:E:219:GLU:C	5:E:219:GLU:OE1	2.43	0.57
4:D:182:CYS:O	4:D:183:ALA:CB	2.52	0.57
4:D:131:VAL:HG11	4:D:172:VAL:HG13	1.87	0.57
1:A:141:GLN:O	1:A:145:HIS:CD2	2.58	0.57
5:E:30:ASN:N	5:E:31:PRO:CD	2.68	0.57
4:D:19:ALA:O	4:D:75:LEU:HA	2.05	0.57
5:E:56:ILE:CG2	5:E:57:SER:N	2.68	0.56
5:E:193:ARG:N	5:E:193:ARG:HD2	2.20	0.56
4:D:162:ARG:HE	4:D:164:MET:HE3	1.70	0.56
4:D:36:TYR:OH	5:E:103:LEU:CD2	2.54	0.56
1:A:254:GLU:O	1:A:256:ARG:N	2.35	0.56
5:E:8:PRO:HB2	5:E:11:LEU:HD21	1.88	0.56
5:E:3:THR:O	5:E:25:VAL:HG23	2.06	0.56
4:D:114:PRO:O	4:D:115:ASP:CB	2.52	0.56
4:D:122:ARG:CZ	4:D:122:ARG:HB2	2.35	0.56
1:A:73:THR:HG23	5:E:97:GLY:HA2	1.85	0.56
1:A:249:VAL:HB	1:A:250:PRO:HD2	1.88	0.56
5:E:153:ASP:OD1	5:E:153:ASP:C	2.43	0.56
4:D:75:LEU:N	4:D:75:LEU:CD2	2.68	0.56
1:A:220:ASP:O	1:A:221:GLY:C	2.43	0.56
4:D:33:PHE:N	4:D:33:PHE:CD2	2.73	0.56
1:A:97:ARG:NH1	1:A:114:HIS:NE2	2.54	0.56
1:A:217:TRP:HA	1:A:259:CYS:HA	1.88	0.56

*Continued on next page...*

*Continued from previous page...*

Atom-1	Atom-2	Interatomic distance (Å)	Clash overlap (Å)
4:D:116:PRO:HB3	4:D:191:ILE:HG22	1.85	0.56
4:D:2:GLN:NE2	4:D:2:GLN:HA	2.21	0.56
4:D:162:ARG:CG	4:D:164:MET:CE	2.79	0.55
1:A:33:PHE:O	1:A:34:VAL:HG13	2.06	0.55
1:A:70:HIS:CE1	3:C:7:ILE:CD1	2.90	0.55
2:B:50:GLU:HG3	2:B:67:TYR:CZ	2.41	0.55
1:A:5:MET:HG3	1:A:5:MET:O	2.05	0.55
4:D:188:ASN:HD22	4:D:189:SER:H	1.53	0.55
4:D:188:ASN:ND2	4:D:189:SER:N	2.43	0.55
2:B:71:THR:O	2:B:72:PRO:O	2.23	0.55
5:E:65:SER:O	5:E:76:LEU:HD12	2.06	0.55
1:A:7:TYR:CE2	3:C:2:LEU:HD23	2.42	0.55
1:A:162:GLY:O	1:A:165:VAL:CG2	2.54	0.55
4:D:157:CYS:C	5:E:171:CYS:SG	2.85	0.55
2:B:72:PRO:O	2:B:73:THR:HG23	2.05	0.55
4:D:2:GLN:HE21	4:D:2:GLN:HA	1.72	0.55
4:D:135:THR:OG1	4:D:136:ASP:N	2.40	0.55
4:D:2:GLN:O	4:D:3:GLU:HB3	2.06	0.55
4:D:132:CYS:SG	4:D:180:PHE:CZ	3.00	0.55
4:D:194:ASP:OD1	5:E:133:ALA:HB2	2.06	0.55
4:D:19:ALA:HB3	4:D:76:ILE:HB	1.89	0.55
5:E:13:GLN:NE2	5:E:18:PRO:O	2.38	0.55
4:D:176:ASN:HD22	4:D:176:ASN:N	1.92	0.55
4:D:179:ASP:CG	4:D:180:PHE:H	2.10	0.55
1:A:77:ASP:O	1:A:79:GLY:N	2.40	0.55
4:D:35:TRP:O	4:D:47:ILE:CG1	2.47	0.54
4:D:191:ILE:HG12	4:D:191:ILE:O	2.06	0.54
1:A:226:GLN:HG3	1:A:227:ASP:OD1	2.07	0.54
1:A:229:GLU:O	1:A:244:TRP:HZ3	1.90	0.54
4:D:36:TYR:OH	5:E:103:LEU:HD21	2.08	0.54
1:A:191:HIS:CG	1:A:192:HIS:H	2.22	0.54
5:E:143:LEU:CD1	5:E:143:LEU:N	2.70	0.54
2:B:40:LEU:HD23	2:B:45:ARG:HA	1.90	0.54
5:E:39:ALA:O	5:E:40:ALA:C	2.44	0.54
5:E:210:CYS:O	5:E:236:SER:CB	2.55	0.54
5:E:167:HIS:NE2	8:E:914:HOH:O	2.33	0.54
4:D:159:LEU:HD12	4:D:159:LEU:C	2.27	0.54
2:B:9:VAL:O	2:B:9:VAL:HG13	2.08	0.54
4:D:162:ARG:CD	4:D:164:MET:HE3	2.38	0.54
1:A:247:VAL:HG22	1:A:248:VAL:H	1.72	0.54
5:E:64:LEU:CD1	5:E:64:LEU:N	2.71	0.54

*Continued on next page...*

*Continued from previous page...*

Atom-1	Atom-2	Interatomic distance (Å)	Clash overlap (Å)
5:E:183:LEU:C	5:E:183:LEU:CD2	2.75	0.54
5:E:214:PHE:O	5:E:232:THR:HG23	2.08	0.54
5:E:135:ILE:HG23	5:E:198:ALA:CB	2.30	0.54
5:E:37:ARG:NH2	5:E:84:SER:O	2.41	0.54
4:D:16:GLY:O	4:D:78:ASP:HA	2.08	0.54
5:E:129:GLU:HB2	5:E:130:PRO:HD2	1.89	0.53
1:A:225:THR:HG21	1:A:247:VAL:CG2	2.38	0.53
4:D:181:ALA:O	4:D:182:CYS:CB	2.52	0.53
1:A:7:TYR:HB3	1:A:9:PHE:CE1	2.43	0.53
4:D:81:PRO:HA	4:D:107:VAL:HB	1.89	0.53
5:E:142:THR:OG1	5:E:195:ARG:HG3	2.08	0.53
4:D:50:ILE:HG21	4:D:65:LEU:HB2	1.89	0.53
4:D:160:ASP:O	4:D:162:ARG:N	2.41	0.53
1:A:249:VAL:HB	1:A:250:PRO:CD	2.39	0.53
4:D:162:ARG:NE	4:D:164:MET:CE	2.69	0.53
2:B:39:LEU:HD12	2:B:68:THR:HG22	1.91	0.53
4:D:161:MET:HB2	4:D:166:PHE:H	1.74	0.53
1:A:58:GLU:H	1:A:58:GLU:CD	2.03	0.53
5:E:13:GLN:CG	5:E:14:PRO:HD2	2.39	0.53
4:D:129:LYS:HZ3	4:D:176:ASN:HB2	1.73	0.53
4:D:191:ILE:CD1	4:D:191:ILE:N	2.70	0.53
5:E:204:PRO:O	5:E:205:ARG:HB2	2.07	0.53
1:A:7:TYR:CD2	3:C:2:LEU:HD23	2.44	0.52
2:B:20:SER:N	2:B:71:THR:HG22	2.23	0.52
1:A:219:ARG:CB	1:A:257:TYR:CE2	2.92	0.52
5:E:36:TYR:HA	5:E:45:GLN:O	2.09	0.52
5:E:243:ALA:O	5:E:244:ASP:C	2.47	0.52
2:B:81:ARG:CD	2:B:92:ILE:HD11	2.40	0.52
4:D:178:SER:O	4:D:179:ASP:HB3	2.09	0.52
1:A:7:TYR:CD2	3:C:2:LEU:CD2	2.92	0.52
4:D:129:LYS:HZ2	4:D:176:ASN:HB3	1.75	0.52
5:E:115:GLU:OE2	5:E:116:ASP:N	2.43	0.52
5:E:47:LEU:HD12	5:E:47:LEU:N	2.23	0.52
1:A:25:VAL:HG23	1:A:32:GLN:NE2	2.23	0.52
1:A:11:SER:HA	1:A:21:ARG:O	2.09	0.52
1:A:64:THR:O	1:A:67:VAL:HG12	2.09	0.52
1:A:202:ARG:NH1	1:A:244:TRP:CE2	2.78	0.52
1:A:15:PRO:HG2	1:A:91:GLY:O	2.10	0.52
2:B:81:ARG:HD3	2:B:92:ILE:HD11	1.92	0.52
5:E:34:TYR:CE1	5:E:49:TYR:HD1	2.28	0.52
4:D:187:ASN:O	4:D:188:ASN:CB	2.58	0.52

*Continued on next page...*



*Continued from previous page...*

Atom-1	Atom-2	Interatomic distance (Å)	Clash overlap (Å)
1:A:230:LEU:HD21	1:A:243:LYS:HE2	1.92	0.52
1:A:234:ARG:NE	1:A:242:GLN:HE21	2.08	0.52
1:A:181:ARG:O	1:A:182:THR:HB	2.10	0.52
1:A:7:TYR:CE2	3:C:2:LEU:CD2	2.92	0.51
1:A:228:THR:HA	1:A:246:ALA:O	2.10	0.51
1:A:272:LEU:HD23	1:A:273:ARG:CA	2.39	0.51
1:A:253:GLN:HA	1:A:253:GLN:HE21	1.75	0.51
5:E:183:LEU:HD22	5:E:185:ASP:HB2	1.91	0.51
1:A:215:LEU:HD13	1:A:215:LEU:O	2.05	0.51
2:B:11:SER:HB2	2:B:21:ASN:HD21	1.74	0.51
5:E:178:LYS:CG	5:E:188:TYR:HE1	2.24	0.51
1:A:174:ASN:HD22	1:A:174:ASN:N	2.08	0.51
4:D:150:ASP:OD2	4:D:177:LYS:CD	2.48	0.51
1:A:129:ASP:CG	1:A:131:ARG:HB3	2.31	0.51
1:A:154:GLU:N	1:A:154:GLU:OE2	2.41	0.51
4:D:39:TYR:O	4:D:40:SER:C	2.49	0.51
5:E:201:TRP:HE3	5:E:208:PHE:CE2	2.29	0.51
5:E:19:LEU:CB	5:E:81:LEU:HD21	2.41	0.51
5:E:180:GLN:HE21	5:E:183:LEU:HD13	1.75	0.51
1:A:119:ASP:HB3	2:B:0:MET:HG3	1.93	0.51
2:B:2:GLN:HB3	2:B:86:THR:CG2	2.41	0.51
4:D:186:PHE:O	4:D:186:PHE:CD1	2.64	0.51
5:E:164:LYS:O	5:E:165:GLU:CB	2.55	0.51
4:D:131:VAL:HG12	4:D:132:CYS:N	2.26	0.51
5:E:88:PHE:HD1	5:E:110:ARG:HG2	1.75	0.50
4:D:25:TYR:CZ	4:D:70:GLN:HA	2.46	0.50
1:A:138:MET:CE	1:A:141:GLN:HG3	2.41	0.50
4:D:120:GLN:HG3	4:D:120:GLN:O	2.11	0.50
2:B:42:ASN:C	2:B:44:GLU:H	2.14	0.50
5:E:172:THR:OG1	5:E:192:SER:CB	2.60	0.50
5:E:134:GLU:HB3	5:E:135:ILE:HD12	1.92	0.50
5:E:174:PRO:CB	5:E:175:GLN:NE2	2.72	0.50
1:A:66:LYS:HD2	3:C:2:LEU:HB2	1.93	0.50
4:D:119:TYR:CD2	5:E:133:ALA:HB3	2.47	0.50
1:A:218:GLN:OE1	1:A:223:ASP:HB3	2.11	0.50
1:A:231:VAL:HG11	1:A:244:TRP:CZ2	2.47	0.50
5:E:118:LYS:HD2	5:E:119:ASN:ND2	2.26	0.50
4:D:188:ASN:ND2	4:D:189:SER:O	2.45	0.50
4:D:116:PRO:O	4:D:191:ILE:HA	2.12	0.50
1:A:272:LEU:CD2	1:A:272:LEU:C	2.79	0.50
1:A:135:ALA:HB2	1:A:144:LYS:HD3	1.93	0.50

*Continued on next page...*

*Continued from previous page...*

Atom-1	Atom-2	Interatomic distance (Å)	Clash overlap (Å)
4:D:143:VAL:CG1	4:D:153:ILE:HD11	2.42	0.50
5:E:7:TRP:CZ2	5:E:22:GLU:CD	2.85	0.50
5:E:117:LEU:HD13	5:E:217:LEU:HD22	1.93	0.50
5:E:81:LEU:C	5:E:82:LEU:HD12	2.32	0.50
5:E:90:LEU:HD23	5:E:108:GLY:CA	2.42	0.50
2:B:48:LYS:HB2	2:B:48:LYS:NZ	2.27	0.50
4:D:92:ASN:HA	4:D:96:LYS:O	2.11	0.50
5:E:83:LEU:HD23	5:E:113:VAL:HG12	1.94	0.50
5:E:82:LEU:CD1	5:E:82:LEU:N	2.75	0.50
5:E:35:TRP:CZ3	5:E:91:CYS:HB2	2.46	0.50
1:A:167:TRP:O	1:A:171:TYR:CD2	2.64	0.49
2:B:22:PHE:CE1	2:B:69:GLU:HB3	2.47	0.49
5:E:36:TYR:CD1	5:E:44:LEU:HB3	2.46	0.49
5:E:29:SER:C	5:E:30:ASN:HD22	2.15	0.49
2:B:11:SER:HB2	2:B:21:ASN:ND2	2.27	0.49
1:A:181:ARG:HG3	1:A:182:THR:N	2.27	0.49
2:B:4:THR:O	2:B:6:LYS:HE3	2.12	0.49
5:E:46:LEU:HG	5:E:59:GLU:HG3	1.94	0.49
5:E:60:VAL:O	5:E:61:PRO:C	2.50	0.49
4:D:185:ALA:O	4:D:186:PHE:C	2.49	0.49
1:A:230:LEU:HD23	1:A:231:VAL:N	2.27	0.49
4:D:129:LYS:NZ	4:D:176:ASN:CB	2.75	0.49
5:E:196:VAL:O	5:E:197:SER:C	2.50	0.49
1:A:144:LYS:O	1:A:148:GLU:CG	2.56	0.49
1:A:66:LYS:CD	3:C:2:LEU:HB2	2.42	0.49
1:A:218:GLN:CB	1:A:223:ASP:HB2	2.40	0.49
1:A:182:THR:O	1:A:182:THR:CG2	2.53	0.49
2:B:31:HIS:ND1	2:B:62:PHE:CE2	2.81	0.49
5:E:25:VAL:O	5:E:72:ARG:HD2	2.12	0.49
4:D:161:MET:HG2	4:D:167:LYS:CG	2.40	0.49
1:A:220:ASP:O	1:A:221:GLY:O	2.31	0.49
1:A:33:PHE:O	1:A:34:VAL:CG1	2.61	0.49
4:D:81:PRO:CG	4:D:167:LYS:NZ	2.70	0.49
4:D:131:VAL:HG11	4:D:172:VAL:CG1	2.41	0.49
4:D:193:GLU:OE2	4:D:193:GLU:CA	2.56	0.48
4:D:138:ASP:CG	4:D:140:GLN:HG2	2.31	0.48
5:E:174:PRO:CB	5:E:175:GLN:HE22	2.20	0.48
5:E:13:GLN:HG2	5:E:14:PRO:HD2	1.94	0.48
5:E:183:LEU:HD22	5:E:185:ASP:N	2.27	0.48
1:A:6:ARG:HD3	1:A:100:GLY:HA3	1.96	0.48
4:D:25:TYR:OH	4:D:67:LYS:HA	2.12	0.48

*Continued on next page...*

*Continued from previous page...*

Atom-1	Atom-2	Interatomic distance (Å)	Clash overlap (Å)
2:B:72:PRO:C	2:B:73:THR:HG23	2.34	0.48
5:E:161:VAL:O	5:E:163:GLY:O	2.31	0.48
4:D:147:LYS:HD2	4:D:148:ASP:N	2.23	0.48
1:A:225:THR:HG22	1:A:228:THR:CG2	2.42	0.48
5:E:207:HIS:HB2	5:E:240:TRP:CZ3	2.49	0.48
5:E:53:ILE:CD1	5:E:70:GLN:HA	2.44	0.48
5:E:55:GLN:HA	8:E:915:HOH:O	2.13	0.48
5:E:1:SER:HA	5:E:4:ILE:O	2.14	0.48
1:A:275:GLU:OE1	1:A:275:GLU:HA	2.13	0.48
5:E:131:SER:O	5:E:135:ILE:CD1	2.62	0.48
1:A:272:LEU:CD2	1:A:273:ARG:N	2.53	0.48
4:D:178:SER:O	4:D:179:ASP:CB	2.62	0.48
1:A:22:PHE:CE2	1:A:67:VAL:HG22	2.49	0.48
5:E:10:THR:HG21	5:E:215:TYR:CB	2.44	0.48
4:D:43:SER:HB2	4:D:44:PRO:HD2	1.95	0.48
4:D:8:SER:O	4:D:103:THR:HA	2.14	0.48
4:D:129:LYS:NZ	4:D:176:ASN:HB3	2.29	0.48
5:E:82:LEU:O	5:E:83:LEU:C	2.53	0.48
4:D:124:SER:CB	5:E:129:GLU:CD	2.81	0.48
4:D:124:SER:HB3	5:E:129:GLU:CG	2.44	0.48
1:A:77:ASP:O	1:A:78:LEU:C	2.53	0.48
4:D:9:GLY:HA2	4:D:11:LEU:HD12	1.96	0.48
5:E:59:GLU:OE1	5:E:59:GLU:HA	2.13	0.48
4:D:117:ALA:CA	4:D:192:PRO:HD2	2.43	0.47
2:B:6:LYS:O	2:B:27:VAL:HA	2.14	0.47
4:D:32:SER:OG	4:D:92:ASN:HB3	2.14	0.47
5:E:204:PRO:CB	5:E:241:GLY:O	2.62	0.47
1:A:253:GLN:HA	1:A:253:GLN:NE2	2.29	0.47
1:A:208:PHE:CZ	1:A:213:ILE:HG21	2.49	0.47
5:E:53:ILE:HD13	5:E:70:GLN:HA	1.95	0.47
5:E:172:THR:OG1	5:E:192:SER:HB3	2.15	0.47
5:E:35:TRP:CE2	5:E:76:LEU:HB2	2.49	0.47
2:B:5:PRO:O	2:B:6:LYS:HD3	2.14	0.47
4:D:87:TYR:C	4:D:88:LEU:HD12	2.34	0.47
4:D:147:LYS:O	4:D:148:ASP:C	2.52	0.47
1:A:250:PRO:HG2	1:A:253:GLN:HB3	1.95	0.47
5:E:238:GLU:O	5:E:239:ALA:HB2	2.14	0.47
5:E:141:ALA:O	5:E:196:VAL:N	2.43	0.47
1:A:253:GLN:HG3	1:A:253:GLN:O	2.14	0.47
5:E:35:TRP:NE1	5:E:74:PHE:CD2	2.83	0.47
2:B:7:ILE:HG12	2:B:27:VAL:HG12	1.97	0.47

*Continued on next page...*

*Continued from previous page...*

Atom-1	Atom-2	Interatomic distance (Å)	Clash overlap (Å)
2:B:0:MET:HG2	2:B:1:ILE:N	2.29	0.47
4:D:25:TYR:CE1	4:D:70:GLN:HA	2.49	0.47
5:E:90:LEU:HD23	5:E:108:GLY:HA2	1.96	0.47
1:A:22:PHE:HE2	1:A:67:VAL:HG22	1.79	0.47
4:D:119:TYR:CE2	5:E:133:ALA:HB3	2.50	0.47
5:E:178:LYS:HD2	5:E:181:PRO:HA	1.96	0.47
1:A:97:ARG:NH1	1:A:114:HIS:CE1	2.83	0.47
1:A:189:MET:HE1	1:A:272:LEU:CD2	2.45	0.47
1:A:272:LEU:CD2	1:A:273:ARG:O	2.63	0.47
5:E:225:GLN:HE21	5:E:225:GLN:HA	1.79	0.47
4:D:118:VAL:HG22	4:D:134:PHE:CD1	2.50	0.47
1:A:231:VAL:CG1	1:A:244:TRP:CZ2	2.97	0.46
5:E:93:TRP:HZ3	5:E:95:GLU:HG2	1.80	0.46
5:E:219:GLU:OE1	5:E:220:ASN:N	2.48	0.46
1:A:19:GLU:HB3	1:A:20:PRO:HD2	1.97	0.46
1:A:51:TRP:CZ3	1:A:171:TYR:HB3	2.50	0.46
5:E:231:VAL:O	5:E:233:GLN:HG2	2.15	0.46
1:A:183:ASP:OD1	1:A:183:ASP:N	2.48	0.46
5:E:1:SER:C	5:E:3:THR:N	2.68	0.46
2:B:7:ILE:HD13	2:B:82:VAL:HG21	1.98	0.46
1:A:272:LEU:HD23	1:A:273:ARG:O	2.15	0.46
1:A:177:GLU:N	1:A:177:GLU:OE1	2.49	0.46
1:A:70:HIS:HE1	1:A:99:TYR:OH	1.98	0.46
1:A:66:LYS:O	1:A:69:ALA:HB3	2.15	0.46
1:A:7:TYR:O	1:A:98:MET:HA	2.15	0.46
4:D:65:LEU:CD1	4:D:72:VAL:HG22	2.46	0.46
1:A:62:GLY:HA2	4:D:94:ALA:HB1	1.98	0.46
4:D:124:SER:OG	4:D:124:SER:O	2.28	0.46
5:E:203:ASP:CG	5:E:203:ASP:O	2.53	0.46
1:A:67:VAL:HG13	1:A:68:LYS:N	2.30	0.46
5:E:142:THR:OG1	5:E:195:ARG:CG	2.62	0.46
1:A:193:ALA:C	1:A:195:SER:H	2.19	0.46
5:E:35:TRP:CD1	5:E:74:PHE:CZ	3.02	0.46
5:E:4:ILE:O	5:E:4:ILE:HG23	2.15	0.46
5:E:6:GLN:NE2	5:E:108:GLY:H	2.14	0.46
4:D:155:ASP:OD2	4:D:156:LYS:N	2.49	0.46
1:A:19:GLU:HG3	1:A:75:ARG:CZ	2.46	0.46
1:A:165:VAL:HG23	1:A:166:GLU:N	2.31	0.46
4:D:131:VAL:CG1	4:D:172:VAL:HG13	2.45	0.46
5:E:139:GLN:OE1	5:E:139:GLN:HA	2.15	0.46
5:E:134:GLU:HG2	5:E:140:LYS:O	2.15	0.46

*Continued on next page...*

*Continued from previous page...*

Atom-1	Atom-2	Interatomic distance (Å)	Clash overlap (Å)
4:D:179:ASP:OD2	4:D:180:PHE:N	2.47	0.46
2:B:40:LEU:HA	2:B:45:ARG:HA	1.98	0.46
5:E:47:LEU:CD1	5:E:47:LEU:N	2.77	0.46
4:D:21:LEU:HD12	4:D:74:LEU:HD23	1.98	0.46
2:B:24:ASN:HB3	2:B:65:LEU:HD11	1.97	0.46
5:E:62:GLN:HG2	5:E:64:LEU:N	2.24	0.46
5:E:175:GLN:CB	5:E:176:PRO:CD	2.94	0.46
5:E:29:SER:HB2	5:E:30:ASN:ND2	2.31	0.45
2:B:2:GLN:HB3	2:B:86:THR:HG22	1.98	0.45
5:E:135:ILE:O	5:E:136:SER:HB3	2.15	0.45
1:A:35:ARG:HG2	1:A:48:ARG:HD3	1.99	0.45
5:E:125:VAL:CG2	5:E:235:VAL:O	2.59	0.45
1:A:106:ASP:OD2	1:A:108:ARG:HD2	2.16	0.45
1:A:206:LEU:CD2	1:A:242:GLN:HB3	2.46	0.45
5:E:179:GLU:O	5:E:180:GLN:CB	2.59	0.45
2:B:31:HIS:ND1	2:B:62:PHE:HE2	2.13	0.45
4:D:151:VAL:HA	4:D:175:SER:CB	2.43	0.45
4:D:18:ILE:HG12	4:D:77:ARG:HA	1.98	0.45
5:E:170:VAL:CG1	5:E:171:CYS:N	2.79	0.45
1:A:194:VAL:O	1:A:195:SER:HB2	2.17	0.45
1:A:219:ARG:HG2	1:A:257:TYR:CD2	2.47	0.45
5:E:53:ILE:CD1	5:E:70:GLN:CA	2.94	0.45
1:A:22:PHE:CE1	1:A:71:SER:HA	2.52	0.45
1:A:252:GLY:C	1:A:254:GLU:HG2	2.37	0.45
4:D:149:SER:HB3	8:D:932:HOH:O	2.16	0.45
5:E:53:ILE:HD12	5:E:68:ARG:O	2.16	0.45
4:D:25:TYR:O	4:D:70:GLN:NE2	2.41	0.45
4:D:48:MET:HE1	4:D:61:PHE:O	2.16	0.45
4:D:121:LEU:HD12	4:D:121:LEU:N	2.31	0.45
4:D:136:ASP:OD1	5:E:195:ARG:NH1	2.46	0.45
4:D:159:LEU:HA	5:E:171:CYS:HB2	1.98	0.45
1:A:219:ARG:HB2	1:A:219:ARG:NH1	2.32	0.45
4:D:6:GLN:HE22	4:D:102:GLY:N	2.07	0.45
4:D:113:ASN:C	4:D:113:ASN:HD22	2.13	0.45
4:D:158:VAL:C	5:E:171:CYS:SG	2.95	0.45
4:D:159:LEU:CA	5:E:171:CYS:HB2	2.47	0.45
1:A:230:LEU:C	1:A:230:LEU:CD2	2.83	0.45
1:A:35:ARG:HD3	1:A:48:ARG:CZ	2.47	0.45
2:B:31:HIS:CE1	2:B:62:PHE:CE2	3.05	0.45
2:B:31:HIS:CE1	2:B:62:PHE:HE2	2.35	0.45
4:D:120:GLN:HB3	4:D:182:CYS:SG	2.57	0.45

*Continued on next page...*

*Continued from previous page...*

Atom-1	Atom-2	Interatomic distance (Å)	Clash overlap (Å)
5:E:44:LEU:HD11	5:E:90:LEU:HD12	1.99	0.45
5:E:131:SER:O	5:E:132:GLU:C	2.54	0.45
2:B:81:ARG:HG3	2:B:92:ILE:HD11	1.96	0.45
1:A:77:ASP:OD1	3:C:10:VAL:HG22	2.17	0.45
1:A:5:MET:HB3	1:A:168:LEU:HD13	1.98	0.45
5:E:53:ILE:HD13	5:E:70:GLN:C	2.37	0.44
5:E:53:ILE:HD13	5:E:70:GLN:CA	2.45	0.44
5:E:175:GLN:CB	5:E:176:PRO:HD2	2.41	0.44
4:D:11:LEU:CD1	4:D:11:LEU:N	2.80	0.44
1:A:129:ASP:OD2	1:A:131:ARG:HB3	2.16	0.44
1:A:19:GLU:OE1	1:A:19:GLU:HA	2.16	0.44
4:D:163:SER:C	4:D:165:ASP:N	2.69	0.44
5:E:41:GLY:N	8:E:917:HOH:O	2.49	0.44
1:A:255:GLN:O	1:A:255:GLN:HG2	2.18	0.44
1:A:74:HIS:HE1	1:A:97:ARG:HE	1.64	0.44
5:E:142:THR:OG1	5:E:195:ARG:CD	2.66	0.44
5:E:198:ALA:O	5:E:202:GLN:HG3	2.17	0.44
4:D:81:PRO:CG	4:D:167:LYS:HZ3	2.29	0.44
1:A:218:GLN:CB	1:A:223:ASP:CB	2.95	0.44
5:E:174:PRO:C	5:E:175:GLN:NE2	2.65	0.44
5:E:92:ALA:HB2	5:E:105:PHE:CD2	2.52	0.44
2:B:7:ILE:CD1	2:B:82:VAL:HG21	2.48	0.44
1:A:212:GLU:O	1:A:263:HIS:CD2	2.70	0.44
5:E:171:CYS:O	5:E:192:SER:HA	2.18	0.44
1:A:93:HIS:HD2	1:A:119:ASP:OD1	2.00	0.44
1:A:189:MET:HG2	1:A:190:THR:N	2.32	0.44
1:A:195:SER:C	1:A:196:ASP:O	2.54	0.44
5:E:31:PRO:HG2	5:E:33:LEU:HD11	2.00	0.44
4:D:21:LEU:HB2	4:D:74:LEU:HB3	1.99	0.44
1:A:202:ARG:NH1	1:A:244:TRP:CD2	2.86	0.44
5:E:163:GLY:C	5:E:164:LYS:HG2	2.38	0.44
5:E:159:TRP:O	5:E:165:GLU:HA	2.18	0.44
2:B:81:ARG:CG	2:B:92:ILE:HD11	2.48	0.44
5:E:229:LYS:HG2	5:E:231:VAL:HG13	1.99	0.44
5:E:131:SER:O	5:E:135:ILE:HD13	2.18	0.43
5:E:53:ILE:HD13	5:E:71:ASP:N	2.32	0.43
4:D:131:VAL:CG1	4:D:132:CYS:N	2.81	0.43
4:D:129:LYS:NZ	4:D:176:ASN:HB2	2.33	0.43
5:E:142:THR:HA	5:E:195:ARG:HA	2.00	0.43
5:E:95:GLU:O	5:E:96:THR:C	2.57	0.43
4:D:46:LEU:HD22	5:E:102:GLU:HG3	2.00	0.43

*Continued on next page...*

*Continued from previous page...*

Atom-1	Atom-2	Interatomic distance (Å)	Clash overlap (Å)
1:A:1:GLY:O	1:A:3:HIS:CD2	2.71	0.43
5:E:107:GLU:CA	5:E:107:GLU:OE2	2.66	0.43
4:D:162:ARG:HH22	5:E:195:ARG:HG2	1.83	0.43
2:B:15:ALA:CB	2:B:72:PRO:HG2	2.40	0.43
1:A:19:GLU:HG3	1:A:75:ARG:NH1	2.34	0.43
1:A:275:GLU:OE1	1:A:275:GLU:CA	2.66	0.43
5:E:26:GLU:HA	5:E:72:ARG:NH1	2.34	0.43
4:D:152:TYR:O	4:D:173:ALA:HA	2.18	0.43
1:A:78:LEU:HD21	1:A:95:VAL:HG23	1.97	0.43
1:A:189:MET:CE	1:A:272:LEU:CD2	2.93	0.43
1:A:73:THR:CG2	5:E:97:GLY:CA	2.94	0.43
4:D:127:SER:O	4:D:128:ASP:HB3	2.18	0.43
4:D:179:ASP:C	4:D:180:PHE:O	2.57	0.43
5:E:218:SER:O	5:E:221:ASP:CB	2.66	0.43
4:D:130:SER:HA	5:E:128:PHE:HE2	1.83	0.43
4:D:13:VAL:CG2	4:D:107:VAL:HG22	2.49	0.43
1:A:70:HIS:O	1:A:73:THR:OG1	2.30	0.43
1:A:274:TRP:CD1	1:A:276:PRO:HD3	2.54	0.43
5:E:36:TYR:HB3	5:E:44:LEU:HD12	2.00	0.43
5:E:213:GLN:HE21	5:E:234:ILE:HD11	1.83	0.43
1:A:209:TYR:CG	1:A:210:PRO:HA	2.54	0.43
1:A:228:THR:HG22	1:A:247:VAL:HB	2.01	0.43
1:A:254:GLU:C	1:A:256:ARG:N	2.70	0.43
5:E:35:TRP:CG	5:E:74:PHE:HE2	2.36	0.43
4:D:6:GLN:OE1	4:D:87:TYR:O	2.36	0.43
1:A:81:LEU:O	1:A:85:TYR:HD2	2.01	0.43
4:D:33:PHE:O	4:D:49:PHE:HA	2.18	0.43
1:A:28:VAL:O	1:A:29:ASP:HB2	2.19	0.43
4:D:187:ASN:OD1	4:D:187:ASN:C	2.57	0.43
1:A:70:HIS:CE1	1:A:99:TYR:OH	2.72	0.43
1:A:51:TRP:CZ2	1:A:179:LEU:HD11	2.53	0.43
2:B:21:ASN:CG	2:B:22:PHE:N	2.57	0.42
2:B:7:ILE:HD13	2:B:82:VAL:CG2	2.49	0.42
5:E:40:ALA:HB3	8:E:917:HOH:O	2.19	0.42
3:C:4:GLY:N	4:D:31:GLN:OE1	2.47	0.42
1:A:33:PHE:CD2	1:A:34:VAL:HG13	2.54	0.42
5:E:172:THR:OG1	5:E:192:SER:HB2	2.18	0.42
1:A:174:ASN:ND2	1:A:174:ASN:N	2.68	0.42
4:D:137:PHE:CZ	4:D:169:ASN:HB3	2.54	0.42
5:E:44:LEU:N	5:E:44:LEU:CD2	2.83	0.42
2:B:97:ARG:C	2:B:99:MET:H	2.22	0.42

*Continued on next page...*

*Continued from previous page...*

Atom-1	Atom-2	Interatomic distance (Å)	Clash overlap (Å)
4:D:123:ASP:HB2	4:D:129:LYS:O	2.19	0.42
1:A:47:PRO:O	1:A:48:ARG:CD	2.62	0.42
2:B:81:ARG:HB2	2:B:92:ILE:HD12	2.00	0.42
4:D:146:SER:HB2	4:D:153:ILE:HG22	2.00	0.42
1:A:3:HIS:O	1:A:4:SER:HB3	2.19	0.42
1:A:137:ASP:OD2	1:A:139:ALA:N	2.53	0.42
5:E:136:SER:O	5:E:137:HIS:CB	2.62	0.42
5:E:168:SER:O	5:E:169:GLY:C	2.58	0.42
1:A:194:VAL:HG22	1:A:198:GLU:C	2.40	0.42
1:A:219:ARG:CG	1:A:257:TYR:CD2	3.02	0.42
5:E:56:ILE:CG2	5:E:57:SER:H	2.32	0.42
4:D:113:ASN:HA	4:D:114:PRO:HD2	1.90	0.42
4:D:161:MET:SD	4:D:161:MET:N	2.93	0.42
1:A:81:LEU:CD2	1:A:118:TYR:CD1	3.03	0.42
5:E:234:ILE:N	5:E:234:ILE:HD12	2.35	0.42
4:D:194:ASP:OD1	5:E:133:ALA:CB	2.67	0.42
1:A:242:GLN:O	1:A:243:LYS:CB	2.65	0.42
4:D:140:GLN:O	4:D:141:THR:HB	2.16	0.42
5:E:218:SER:O	5:E:221:ASP:HB2	2.20	0.42
4:D:191:ILE:HA	4:D:192:PRO:HD3	1.91	0.42
4:D:165:ASP:OD1	4:D:165:ASP:C	2.57	0.42
1:A:127:LYS:HD2	1:A:132:SER:HB2	2.01	0.42
2:B:79:ALA:HB1	2:B:93:VAL:O	2.20	0.42
4:D:159:LEU:C	4:D:159:LEU:CD1	2.88	0.41
1:A:226:GLN:O	1:A:228:THR:HG23	2.19	0.41
2:B:21:ASN:N	2:B:70:PHE:O	2.51	0.41
2:B:59:ASP:O	2:B:60:TRP:HB2	2.19	0.41
5:E:44:LEU:HD22	5:E:44:LEU:N	2.35	0.41
4:D:109:PRO:CG	4:D:158:VAL:HG21	2.50	0.41
4:D:136:ASP:CG	5:E:195:ARG:HH12	2.23	0.41
1:A:188:HIS:O	1:A:204:TRP:HB2	2.20	0.41
1:A:233:THR:O	7:A:804:SO4:O1	2.38	0.41
5:E:185:ASP:OD2	5:E:185:ASP:N	2.53	0.41
1:A:49:ALA:O	1:A:52:ILE:CG2	2.64	0.41
4:D:147:LYS:HE3	4:D:148:ASP:OD1	2.20	0.41
5:E:29:SER:HB2	5:E:30:ASN:HD22	1.86	0.41
4:D:156:LYS:HA	4:D:170:SER:O	2.20	0.41
1:A:212:GLU:O	1:A:263:HIS:HD2	2.03	0.41
1:A:37:ASP:O	1:A:39:ASP:N	2.54	0.41
1:A:123:TYR:O	1:A:140:ALA:HB2	2.20	0.41
2:B:54:LEU:HD11	2:B:62:PHE:CD1	2.55	0.41

*Continued on next page...*



*Continued from previous page...*

Atom-1	Atom-2	Interatomic distance (Å)	Clash overlap (Å)
2:B:7:ILE:HD11	2:B:82:VAL:HB	2.03	0.41
4:D:190:ILE:HG23	4:D:190:ILE:O	2.20	0.41
1:A:33:PHE:C	1:A:34:VAL:HG13	2.40	0.41
2:B:40:LEU:HD23	2:B:45:ARG:CA	2.51	0.41
5:E:221:ASP:O	5:E:222:GLU:C	2.59	0.41
5:E:151:TYR:HA	5:E:152:PRO:O	2.20	0.41
4:D:159:LEU:O	4:D:159:LEU:CD1	2.53	0.41
4:D:34:PHE:CD1	4:D:49:PHE:CB	3.02	0.41
1:A:128:GLU:C	1:A:130:LEU:H	2.24	0.41
5:E:154:HIS:CE1	5:E:155:VAL:O	2.74	0.41
2:B:5:PRO:C	2:B:6:LYS:HD3	2.41	0.41
5:E:14:PRO:O	5:E:17:SER:CB	2.69	0.41
5:E:37:ARG:HD2	5:E:47:LEU:HD21	2.02	0.41
1:A:123:TYR:O	1:A:140:ALA:CB	2.68	0.41
5:E:85:ASP:O	5:E:89:TYR:OH	2.30	0.41
1:A:109:PHE:CE1	1:A:161:GLU:HA	2.56	0.41
2:B:89:GLN:HG3	2:B:90:PRO:HD2	2.03	0.41
1:A:229:GLU:N	1:A:246:ALA:O	2.54	0.41
1:A:192:HIS:HB2	1:A:200:THR:O	2.20	0.41
5:E:133:ALA:O	5:E:135:ILE:C	2.59	0.40
5:E:183:LEU:HD22	5:E:185:ASP:CA	2.51	0.40
2:B:42:ASN:O	2:B:44:GLU:N	2.53	0.40
2:B:18:GLY:C	2:B:19:LYS:HD3	2.41	0.40
5:E:204:PRO:HA	5:E:241:GLY:CA	2.51	0.40
1:A:254:GLU:HG3	1:A:255:GLN:N	2.36	0.40
5:E:157:LEU:CD2	5:E:157:LEU:C	2.90	0.40
4:D:146:SER:HB2	4:D:153:ILE:CG2	2.51	0.40
5:E:114:LEU:CD1	5:E:120:VAL:CG2	2.99	0.40
4:D:69:SER:O	4:D:70:GLN:C	2.59	0.40
1:A:210:PRO:CD	1:A:264:GLU:OE2	2.70	0.40
1:A:189:MET:HE3	1:A:189:MET:HB2	1.97	0.40
1:A:247:VAL:CG2	1:A:248:VAL:N	2.84	0.40
1:A:194:VAL:O	1:A:194:VAL:HG23	2.20	0.40
1:A:252:GLY:CA	1:A:254:GLU:HG2	2.51	0.40
5:E:46:LEU:CD2	5:E:59:GLU:HG3	2.51	0.40
2:B:33:SER:O	2:B:34:ASP:C	2.59	0.40
4:D:108:LYS:HA	4:D:109:PRO:HD3	1.93	0.40
1:A:14:ARG:O	1:A:15:PRO:C	2.59	0.40
1:A:77:ASP:C	1:A:79:GLY:N	2.75	0.40
5:E:69:PRO:HD2	5:E:73:GLN:O	2.22	0.40

All (1) symmetry-related close contacts are listed below. The label for Atom-2 includes the sym-

metry operator and encoded unit-cell translations to be applied.

Atom-1	Atom-2	Interatomic distance (Å)	Clash overlap (Å)
4:D:140:GLN:OE1	4:D:176:ASN:O[4_555]	2.04	0.16

## 5.3 Torsion angles [i](#)

### 5.3.1 Protein backbone [i](#)

In the following table, the Percentiles column shows the percent Ramachandran outliers of the chain as a percentile score with respect to all X-ray entries followed by that with respect to entries of similar resolution.

The Analysed column shows the number of residues for which the backbone conformation was analysed, and the total number of residues.

Mol	Chain	Analysed	Favoured	Allowed	Outliers	Percentiles	
1	A	274/276 (99%)	225 (82%)	29 (11%)	20 (7%)	1	6
2	B	98/100 (98%)	80 (82%)	14 (14%)	4 (4%)	3	20
3	C	8/10 (80%)	7 (88%)	1 (12%)	0	100	100
4	D	192/194 (99%)	147 (77%)	19 (10%)	26 (14%)	0	1
5	E	242/244 (99%)	189 (78%)	34 (14%)	19 (8%)	1	5
All	All	814/824 (99%)	648 (80%)	97 (12%)	69 (8%)	1	5

All (69) Ramachandran outliers are listed below:

Mol	Chain	Res	Type
1	A	182	THR
1	A	192	HIS
1	A	196	ASP
1	A	221	GLY
1	A	224	GLN
1	A	225	THR
1	A	227	ASP
1	A	251	SER
1	A	253	GLN
2	B	72	PRO
4	D	3	GLU
4	D	114	PRO
4	D	115	ASP
4	D	125	LYS

*Continued on next page...*

*Continued from previous page...*

Mol	Chain	Res	Type
4	D	126	SER
4	D	128	ASP
4	D	141	THR
4	D	149	SER
4	D	160	ASP
4	D	161	MET
4	D	162	ARG
4	D	179	ASP
4	D	180	PHE
4	D	183	ALA
4	D	185	ALA
4	D	186	PHE
4	D	187	ASN
4	D	194	ASP
5	E	130	PRO
5	E	132	GLU
5	E	133	ALA
5	E	134	GLU
5	E	136	SER
5	E	137	HIS
5	E	164	LYS
5	E	180	GLN
5	E	183	LEU
5	E	186	SER
5	E	203	ASP
1	A	78	LEU
1	A	255	GLN
2	B	97	ARG
4	D	124	SER
4	D	165	ASP
4	D	188	ASN
5	E	102	GLU
5	E	205	ARG
1	A	197	HIS
4	D	85	ALA
4	D	181	ALA
5	E	3	THR
5	E	153	ASP
5	E	222	GLU
1	A	86	ASN
1	A	191	HIS
1	A	195	SER

*Continued on next page...*

*Continued from previous page...*

Mol	Chain	Res	Type
2	B	76	ASP
4	D	182	CYS
5	E	239	ALA
1	A	38	SER
1	A	181	ARG
1	A	243	LYS
2	B	98	ASP
4	D	164	MET
5	E	2	GLN
5	E	100	THR
1	A	50	PRO
1	A	194	VAL
4	D	190	ILE

### 5.3.2 Protein sidechains ⓘ

In the following table, the Percentiles column shows the percent sidechain outliers of the chain as a percentile score with respect to all X-ray entries followed by that with respect to entries of similar resolution.

The Analysed column shows the number of residues for which the sidechain conformation was analysed, and the total number of residues.

Mol	Chain	Analysed	Rotameric	Outliers	Percentiles	
1	A	232/232 (100%)	227 (98%)	5 (2%)	60	88
2	B	95/95 (100%)	92 (97%)	3 (3%)	46	82
3	C	7/7 (100%)	7 (100%)	0	100	100
4	D	172/172 (100%)	160 (93%)	12 (7%)	19	55
5	E	211/211 (100%)	202 (96%)	9 (4%)	35	75
All	All	717/717 (100%)	688 (96%)	29 (4%)	38	77

All (29) residues with a non-rotameric sidechain are listed below:

Mol	Chain	Res	Type
1	A	138	MET
1	A	203	CYS
1	A	215	LEU
1	A	219	ARG
1	A	259	CYS
2	B	17	ASN

*Continued on next page...*

*Continued from previous page...*

Mol	Chain	Res	Type
2	B	70	PHE
2	B	83	ASN
4	D	75	LEU
4	D	110	ASN
4	D	113	ASN
4	D	122	ARG
4	D	136	ASP
4	D	161	MET
4	D	162	ARG
4	D	176	ASN
4	D	184	ASN
4	D	188	ASN
4	D	191	ILE
4	D	193	GLU
5	E	30	ASN
5	E	82	LEU
5	E	103	LEU
5	E	107	GLU
5	E	135	ILE
5	E	143	LEU
5	E	175	GLN
5	E	177	LEU
5	E	193	ARG

Some sidechains can be flipped to improve hydrogen bonding and reduce clashes. All (35) such sidechains are listed below:

Mol	Chain	Res	Type
1	A	32	GLN
1	A	70	HIS
1	A	74	HIS
1	A	86	ASN
1	A	141	GLN
1	A	145	HIS
1	A	174	ASN
1	A	191	HIS
1	A	224	GLN
1	A	226	GLN
1	A	242	GLN
1	A	253	GLN
1	A	260	HIS
1	A	262	GLN
2	B	83	ASN

*Continued on next page...*

*Continued from previous page...*

Mol	Chain	Res	Type
4	D	2	GLN
4	D	6	GLN
4	D	22	ASN
4	D	38	GLN
4	D	110	ASN
4	D	120	GLN
4	D	176	ASN
4	D	184	ASN
4	D	188	ASN
5	E	6	GLN
5	E	30	ASN
5	E	38	GLN
5	E	55	GLN
5	E	63	ASN
5	E	70	GLN
5	E	119	ASN
5	E	175	GLN
5	E	180	GLN
5	E	225	GLN
5	E	233	GLN

### 5.3.3 RNA [i](#)

There are no RNA molecules in this entry.

## 5.4 Non-standard residues in protein, DNA, RNA chains [i](#)

There are no non-standard protein/DNA/RNA residues in this entry.

## 5.5 Carbohydrates [i](#)

There are no carbohydrates in this entry.

## 5.6 Ligand geometry [i](#)

4 ligands are modelled in this entry.

In the following table, the Counts columns list the number of bonds (or angles) for which Mogul statistics could be retrieved, the number of bonds (or angles) that are observed in the model and the number of bonds (or angles) that are defined in the chemical component dictionary. The Link column lists molecule types, if any, to which the group is linked. The Z score for a bond length

(or angle) is the number of standard deviations the observed value is removed from the expected value. A bond length (or angle) with  $|Z| > 2$  is considered an outlier worth inspection. RMSZ is the root-mean-square of all Z scores of the bond lengths (or angles).

Mol	Type	Chain	Res	Link	Bond lengths			Bond angles		
					Counts	RMSZ	$\# Z  > 2$	Counts	RMSZ	$\# Z  > 2$
6	GOL	A	801	-	5,5,5	0.55	0	5,5,5	0.62	0
7	SO4	A	803	-	4,4,4	0.19	0	6,6,6	0.11	0
7	SO4	A	804	-	4,4,4	0.55	0	6,6,6	0.23	0
6	GOL	E	802	-	5,5,5	0.56	0	5,5,5	0.45	0

In the following table, the Chirals column lists the number of chiral outliers, the number of chiral centers analysed, the number of these observed in the model and the number defined in the chemical component dictionary. Similar counts are reported in the Torsion and Rings columns. '-' means no outliers of that kind were identified.

Mol	Type	Chain	Res	Link	Chirals	Torsions	Rings
6	GOL	A	801	-	-	0/4/4/4	0/0/0/0
7	SO4	A	803	-	-	0/0/0/0	0/0/0/0
7	SO4	A	804	-	-	0/0/0/0	0/0/0/0
6	GOL	E	802	-	-	0/4/4/4	0/0/0/0

There are no bond length outliers.

There are no bond angle outliers.

There are no chirality outliers.

There are no torsion outliers.

There are no ring outliers.

2 monomers are involved in 2 short contacts:

Mol	Chain	Res	Type	Clashes	Symm-Clashes
7	A	804	SO4	1	0
6	E	802	GOL	1	0

## 5.7 Other polymers [i](#)

There are no such residues in this entry.

## 5.8 Polymer linkage issues [i](#)

There are no chain breaks in this entry.

## 6 Fit of model and data ⓘ

### 6.1 Protein, DNA and RNA chains ⓘ

In the following table, the column labelled ‘#RSRZ> 2’ contains the number (and percentage) of RSRZ outliers, followed by percent RSRZ outliers for the chain as percentile scores relative to all X-ray entries and entries of similar resolution. The OWAB column contains the minimum, median, 95<sup>th</sup> percentile and maximum values of the occupancy-weighted average B-factor per residue. The column labelled ‘Q< 0.9’ lists the number of (and percentage) of residues with an average occupancy less than 0.9.

Mol	Chain	Analysed	<RSRZ>	#RSRZ>2	OWAB(Å <sup>2</sup> )	Q<0.9
1	A	276/276 (100%)	0.00	12 (4%) 39 16	22, 38, 70, 107	0
2	B	100/100 (100%)	-0.14	1 (1%) 84 60	19, 40, 57, 70	0
3	C	10/10 (100%)	-0.22	0 100 100	28, 31, 38, 45	0
4	D	194/194 (100%)	-0.05	4 (2%) 67 36	21, 38, 70, 92	0
5	E	244/244 (100%)	-0.20	0 100 100	24, 40, 62, 101	0
All	All	824/824 (100%)	-0.09	17 (2%) 67 36	19, 39, 68, 107	0

All (17) RSRZ outliers are listed below:

Mol	Chain	Res	Type	RSRZ
1	A	221	GLY	3.5
1	A	260	HIS	3.3
1	A	227	ASP	3.1
1	A	247	VAL	3.0
1	A	222	GLU	2.7
4	D	194	ASP	2.7
1	A	220	ASP	2.6
1	A	223	ASP	2.5
1	A	216	THR	2.4
1	A	245	ALA	2.4
2	B	47	GLU	2.3
4	D	178	SER	2.3
4	D	180	PHE	2.2
1	A	276	PRO	2.0
1	A	270	LEU	2.0
1	A	253	GLN	2.0
4	D	163	SER	2.0



## 6.2 Non-standard residues in protein, DNA, RNA chains [i](#)

There are no non-standard protein/DNA/RNA residues in this entry.

## 6.3 Carbohydrates [i](#)

There are no carbohydrates in this entry.

## 6.4 Ligands [i](#)

In the following table, the Atoms column lists the number of modelled atoms in the group and the number defined in the chemical component dictionary. LLDF column lists the quality of electron density of the group with respect to its neighbouring residues in protein, DNA or RNA chains. The B-factors column lists the minimum, median, 95<sup>th</sup> percentile and maximum values of B factors of atoms in the group. The column labelled 'Q< 0.9' lists the number of atoms with occupancy less than 0.9.

Mol	Type	Chain	Res	Atoms	RSCC	RSR	LLDF	B-factors( $\text{\AA}^2$ )	Q<0.9
7	SO4	A	803	5/5	0.94	0.36	7.65	61,62,65,67	5
7	SO4	A	804	5/5	0.79	0.38	7.36	60,60,60,60	5
6	GOL	E	802	6/6	0.88	0.20	-0.27	47,58,59,59	0
6	GOL	A	801	6/6	0.79	0.24	-	71,79,81,82	0

## 6.5 Other polymers [i](#)

There are no such residues in this entry.