



# Full wwPDB X-ray Structure Validation Report ⓘ

Feb 1, 2016 – 05:23 PM GMT

PDB ID : 4I3T  
Title : Structure of phosphonoacetaldehyde dehydrogenase in the apo state  
Authors : Nair, S.K.; Agarwal, V.  
Deposited on : 2012-11-26  
Resolution : 2.10 Å(reported)

This is a Full wwPDB X-ray Structure Validation Report for a publicly released PDB entry.  
We welcome your comments at [validation@mail.wwpdb.org](mailto:validation@mail.wwpdb.org)  
A user guide is available at  
<http://wwpdb.org/validation/2016/XrayValidationReportHelp>  
with specific help available everywhere you see the ⓘ symbol.

---

The following versions of software and data (see [references ⓘ](#)) were used in the production of this report:

MolProbity : 4.02b-467  
Mogul : 1.7 (RC4), CSD as536be (2015)  
Xtriage (Phenix) : 1.9-1692  
EDS : rb-20026688  
Percentile statistics : 20151230.v01 (using entries in the PDB archive December 30th 2015)  
Refmac : 5.8.0135  
CCP4 : 6.5.0  
Ideal geometry (proteins) : Engh & Huber (2001)  
Ideal geometry (DNA, RNA) : Parkinson et al. (1996)  
Validation Pipeline (wwPDB-VP) : trunk26865

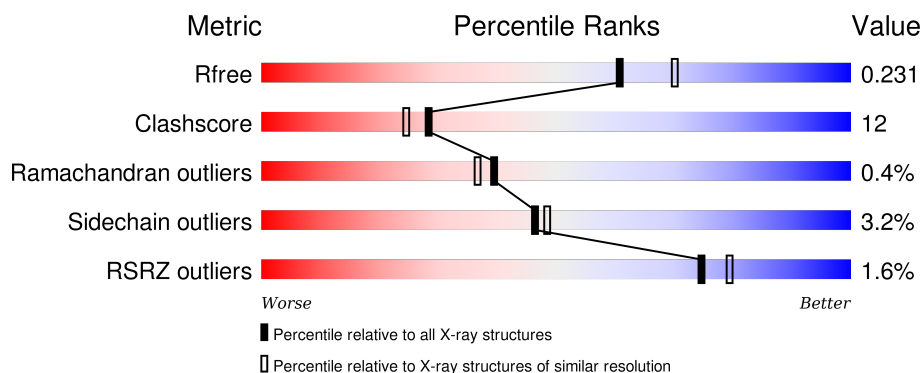
# 1 Overall quality at a glance

The following experimental techniques were used to determine the structure:

## *X-RAY DIFFRACTION*

The reported resolution of this entry is 2.10 Å.

Percentile scores (ranging between 0-100) for global validation metrics of the entry are shown in the following graphic. The table shows the number of entries on which the scores are based.



Metric	Whole archive (#Entries)	Similar resolution (#Entries, resolution range(Å))
$R_{free}$	91344	3939 (2.10-2.10)
Clashscore	102246	4460 (2.10-2.10)
Ramachandran outliers	100387	4413 (2.10-2.10)
Sidechain outliers	100360	4414 (2.10-2.10)
RSRZ outliers	91569	3948 (2.10-2.10)

The table below summarises the geometric issues observed across the polymeric chains and their fit to the electron density. The red, orange, yellow and green segments on the lower bar indicate the fraction of residues that contain outliers for  $\geq 3$ , 2, 1 and 0 types of geometric quality criteria. A grey segment represents the fraction of residues that are not modelled. The numeric value for each fraction is indicated below the corresponding segment, with a dot representing fractions  $\leq 5\%$ . The upper red bar (where present) indicates the fraction of residues that have poor fit to the electron density. The numeric value is given above the bar.

Mol	Chain	Length	Quality of chain
1	A	488	 79% 16% . .
1	B	488	 2% 81% 14% . .
1	C	488	 2% 82% 13% . .
1	D	488	 2% 82% 13% . .
1	E	488	 0% 80% 15% . .

*Continued on next page...*

Continued from previous page...

Mol	Chain	Length	Quality of chain
1	F	488	<div><div><div></div><div>2%</div></div><div><div></div><div>81%</div><div>15%</div><div></div><div></div></div><div><div></div><div></div><div></div><div></div><div></div></div></div>
1	G	488	<div><div><div></div><div>%</div></div><div><div></div><div>81%</div><div>15%</div><div></div><div></div></div><div><div></div><div></div><div></div><div></div><div></div></div></div>
1	H	488	<div><div><div></div><div>3%</div></div><div><div></div><div>81%</div><div>15%</div><div></div><div></div></div><div><div></div><div></div><div></div><div></div><div></div></div></div>

## 2 Entry composition

There are 3 unique types of molecules in this entry. The entry contains 31513 atoms, of which 0 are hydrogens and 0 are deuteriums.

In the tables below, the ZeroOcc column contains the number of atoms modelled with zero occupancy, the AltConf column contains the number of residues with at least one atom in alternate conformation and the Trace column contains the number of residues modelled with at most 2 atoms.

- Molecule 1 is a protein called Aldehyde dehydrogenase (NAD+).

Mol	Chain	Residues	Atoms					ZeroOcc	AltConf	Trace
1	A	474	Total	C	N	O	S	0	0	0
			3637	2300	634	684	19			
1	B	474	Total	C	N	O	S	0	2	0
			3653	2310	640	684	19			
1	C	474	Total	C	N	O	S	0	1	0
			3645	2305	637	684	19			
1	D	474	Total	C	N	O	S	0	1	0
			3645	2305	637	684	19			
1	E	474	Total	C	N	O	S	0	1	0
			3645	2305	637	684	19			
1	F	474	Total	C	N	O	S	0	0	0
			3637	2300	634	684	19			
1	G	474	Total	C	N	O	S	0	1	0
			3645	2305	637	684	19			
1	H	474	Total	C	N	O	S	0	0	0
			3637	2300	634	684	19			

There are 24 discrepancies between the modelled and reference sequences:

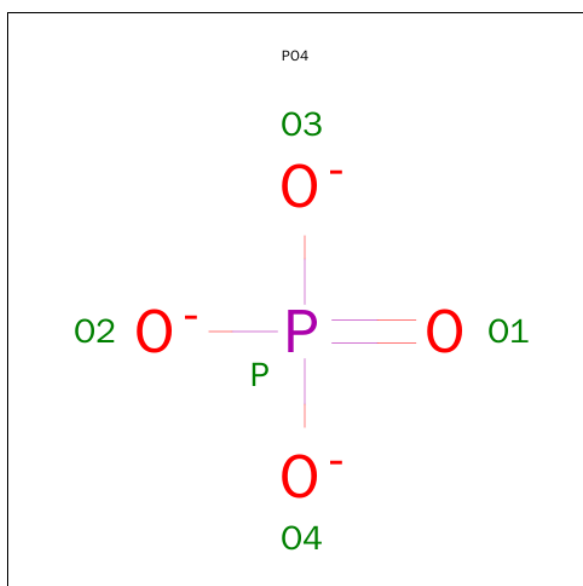
Chain	Residue	Modelled	Actual	Comment	Reference
A	-2	GLY	-	EXPRESSION TAG	UNP Q92UV7
A	-1	SER	-	EXPRESSION TAG	UNP Q92UV7
A	0	HIS	-	EXPRESSION TAG	UNP Q92UV7
B	-2	GLY	-	EXPRESSION TAG	UNP Q92UV7
B	-1	SER	-	EXPRESSION TAG	UNP Q92UV7
B	0	HIS	-	EXPRESSION TAG	UNP Q92UV7
C	-2	GLY	-	EXPRESSION TAG	UNP Q92UV7
C	-1	SER	-	EXPRESSION TAG	UNP Q92UV7
C	0	HIS	-	EXPRESSION TAG	UNP Q92UV7
D	-2	GLY	-	EXPRESSION TAG	UNP Q92UV7
D	-1	SER	-	EXPRESSION TAG	UNP Q92UV7
D	0	HIS	-	EXPRESSION TAG	UNP Q92UV7
E	-2	GLY	-	EXPRESSION TAG	UNP Q92UV7

*Continued on next page...*

Continued from previous page...

Chain	Residue	Modelled	Actual	Comment	Reference
E	-1	SER	-	EXPRESSION TAG	UNP Q92UV7
E	0	HIS	-	EXPRESSION TAG	UNP Q92UV7
F	-2	GLY	-	EXPRESSION TAG	UNP Q92UV7
F	-1	SER	-	EXPRESSION TAG	UNP Q92UV7
F	0	HIS	-	EXPRESSION TAG	UNP Q92UV7
G	-2	GLY	-	EXPRESSION TAG	UNP Q92UV7
G	-1	SER	-	EXPRESSION TAG	UNP Q92UV7
G	0	HIS	-	EXPRESSION TAG	UNP Q92UV7
H	-2	GLY	-	EXPRESSION TAG	UNP Q92UV7
H	-1	SER	-	EXPRESSION TAG	UNP Q92UV7
H	0	HIS	-	EXPRESSION TAG	UNP Q92UV7

- Molecule 2 is PHOSPHATE ION (three-letter code: PO4) (formula: O<sub>4</sub>P).



Mol	Chain	Residues	Atoms	ZeroOcc	AltConf
2	A	1	Total O P 5 4 1	0	0
2	B	1	Total O P 5 4 1	0	0
2	C	1	Total O P 5 4 1	0	0
2	D	1	Total O P 5 4 1	0	0
2	E	1	Total O P 5 4 1	0	0
2	F	1	Total O P 5 4 1	0	0

Continued on next page...

*Continued from previous page...*

Mol	Chain	Residues	Atoms			ZeroOcc	AltConf
2	G	1	Total	O	P	0	0
			5	4	1		
2	H	1	Total	O	P	0	0
			5	4	1		

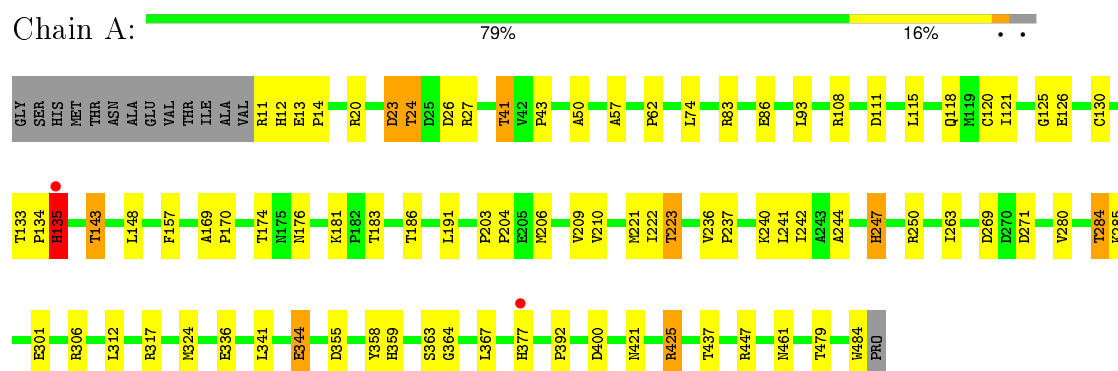
- Molecule 3 is water.

Mol	Chain	Residues	Atoms		ZeroOcc	AltConf
3	A	381	Total	O	0	0
			381	381		
3	B	344	Total	O	0	0
			344	344		
3	C	264	Total	O	0	0
			264	264		
3	D	257	Total	O	0	0
			257	257		
3	E	288	Total	O	0	0
			288	288		
3	F	274	Total	O	0	0
			274	274		
3	G	245	Total	O	0	0
			245	245		
3	H	276	Total	O	0	0
			276	276		

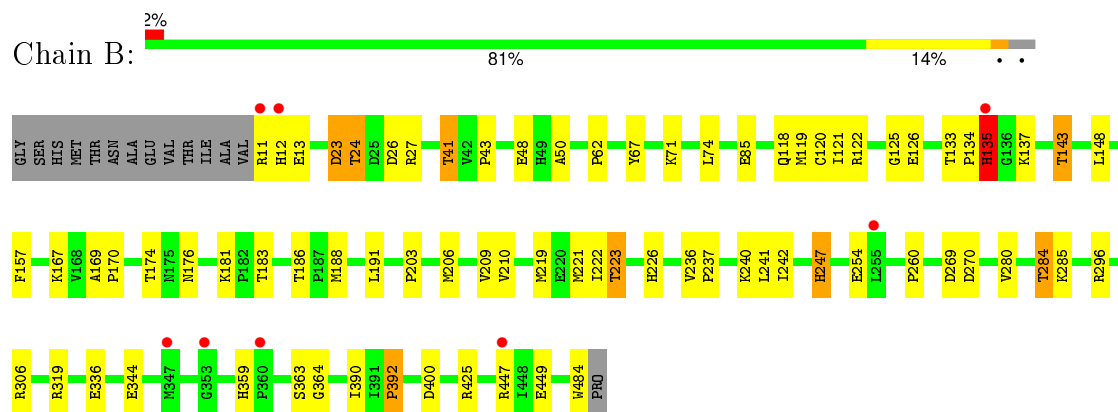
### 3 Residue-property plots [i](#)

These plots are drawn for all protein, RNA and DNA chains in the entry. The first graphic for a chain summarises the proportions of errors displayed in the second graphic. The second graphic shows the sequence view annotated by issues in geometry and electron density. Residues are color-coded according to the number of geometric quality criteria for which they contain at least one outlier: green = 0, yellow = 1, orange = 2 and red = 3 or more. A red dot above a residue indicates a poor fit to the electron density ( $RSRZ > 2$ ). Stretches of 2 or more consecutive residues without any outlier are shown as a green connector. Residues present in the sample, but not in the model, are shown in grey.

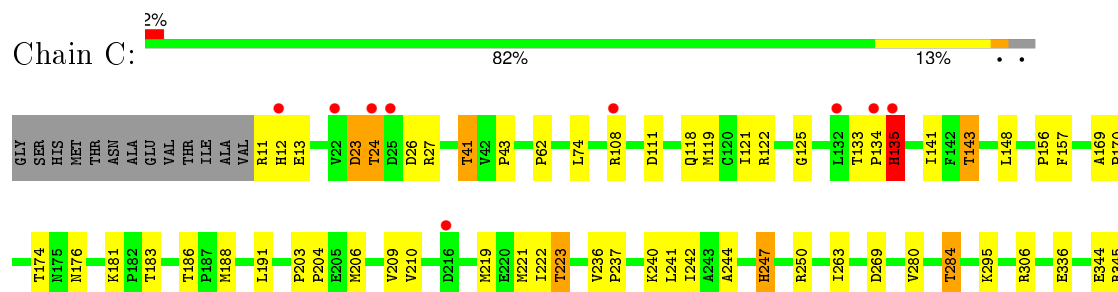
#### • Molecule 1: Aldehyde dehydrogenase (NAD<sup>+</sup>)



#### • Molecule 1: Aldehyde dehydrogenase (NAD<sup>+</sup>)

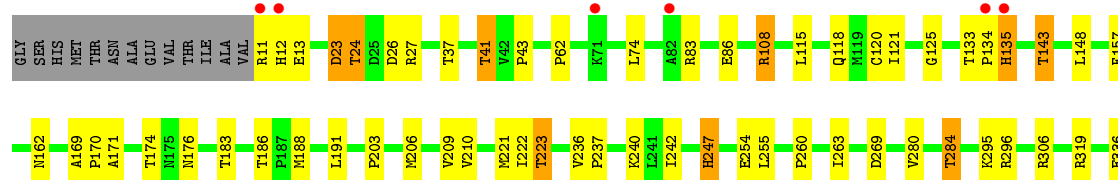
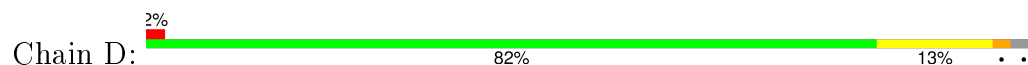


#### • Molecule 1: Aldehyde dehydrogenase (NAD<sup>+</sup>)

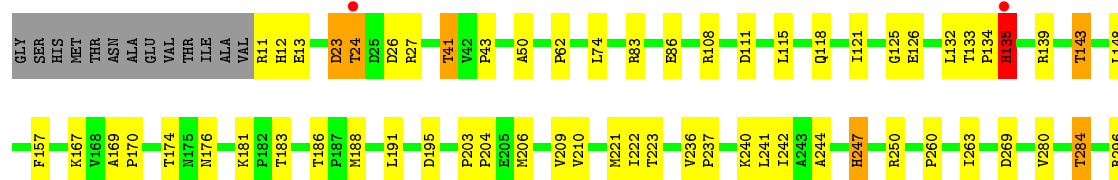
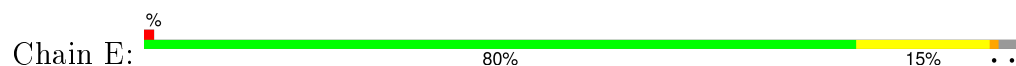




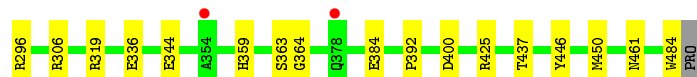
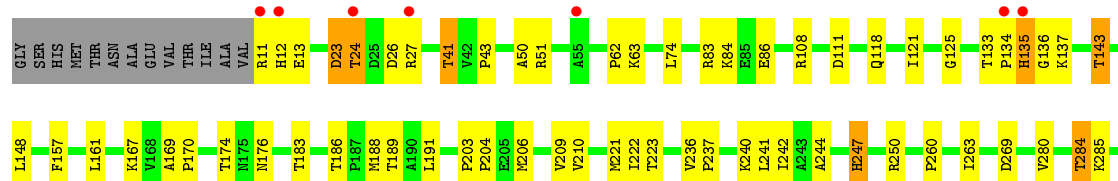
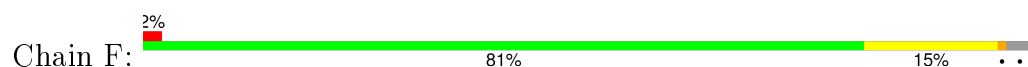
- Molecule 1: Aldehyde dehydrogenase (NAD<sup>+</sup>)



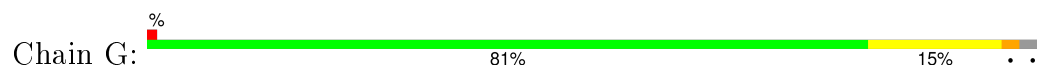
- Molecule 1: Aldehyde dehydrogenase (NAD<sup>+</sup>)



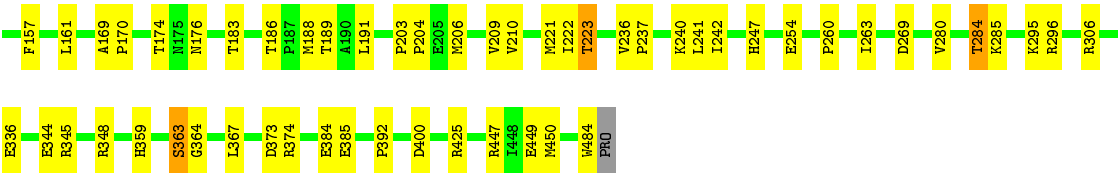
- Molecule 1: Aldehyde dehydrogenase (NAD<sup>+</sup>)



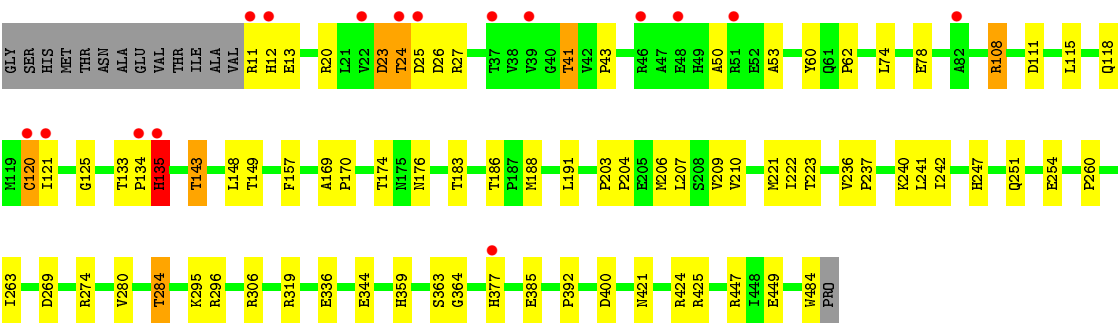
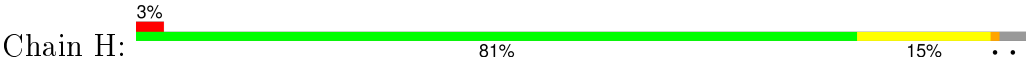
- Molecule 1: Aldehyde dehydrogenase (NAD<sup>+</sup>)







● Molecule 1: Aldehyde dehydrogenase (NAD<sup>+</sup>)



## 4 Data and refinement statistics

Property	Value	Source
Space group	P 1 21 1	Depositor
Cell constants a, b, c, $\alpha$ , $\beta$ , $\gamma$	95.72Å 172.79Å 142.58Å 90.00° 107.57° 90.00°	Depositor
Resolution (Å)	24.87 – 2.10 39.78 – 2.10	Depositor EDS
% Data completeness (in resolution range)	96.2 (24.87-2.10) 96.2 (39.78-2.10)	Depositor EDS
$R_{merge}$	0.12	Depositor
$R_{sym}$	(Not available)	Depositor
$\langle I/\sigma(I) \rangle$ <sup>1</sup>	1.59 (at 2.10Å)	Xtriage
Refinement program	PHENIX (phenix.refine: 1.7.1_743)	Depositor
R, $R_{free}$	0.198 , 0.237 0.191 , 0.231	Depositor DCC
$R_{free}$ test set	12333 reflections (5.00%)	DCC
Wilson B-factor (Å <sup>2</sup> )	28.8	Xtriage
Anisotropy	0.089	Xtriage
Bulk solvent $k_{sol}$ (e/Å <sup>3</sup> ), $B_{sol}$ (Å <sup>2</sup> )	0.35 , 51.5	EDS
Estimated twinning fraction	0.018 for h,-k,-h-l	Xtriage
L-test for twinning <sup>2</sup>	$\langle  L  \rangle = 0.49$ , $\langle L^2 \rangle = 0.32$	Xtriage
Outliers	0 of 246726 reflections	Xtriage
$F_o, F_c$ correlation	0.95	EDS
Total number of atoms	31513	wwPDB-VP
Average B, all atoms (Å <sup>2</sup> )	33.0	wwPDB-VP

Xtriage's analysis on translational NCS is as follows: *The largest off-origin peak in the Patterson function is 2.50% of the height of the origin peak. No significant pseudotranslation is detected.*

<sup>1</sup>Intensities estimated from amplitudes.

<sup>2</sup>Theoretical values of  $\langle |L| \rangle$ ,  $\langle L^2 \rangle$  for acentric reflections are 0.5, 0.375 respectively for untwinned datasets, and 0.333, 0.2 for perfectly twinned datasets.

## 5 Model quality ⓘ

### 5.1 Standard geometry ⓘ

Bond lengths and bond angles in the following residue types are not validated in this section: PO4

The Z score for a bond length (or angle) is the number of standard deviations the observed value is removed from the expected value. A bond length (or angle) with  $|Z| > 5$  is considered an outlier worth inspection. RMSZ is the root-mean-square of all Z scores of the bond lengths (or angles).

Mol	Chain	Bond lengths		Bond angles	
		RMSZ	# $ Z  > 5$	RMSZ	# $ Z  > 5$
1	A	0.46	1/3709 (0.0%)	0.60	2/5044 (0.0%)
1	B	0.45	1/3731 (0.0%)	0.61	3/5072 (0.1%)
1	C	0.42	0/3720	0.57	2/5058 (0.0%)
1	D	0.43	1/3720 (0.0%)	0.57	0/5058
1	E	0.43	0/3720	0.70	4/5058 (0.1%)
1	F	0.44	0/3709	0.58	0/5044
1	G	0.43	1/3720 (0.0%)	0.58	1/5058 (0.0%)
1	H	0.44	1/3709 (0.0%)	0.59	1/5044 (0.0%)
All	All	0.44	5/29738 (0.0%)	0.60	13/40436 (0.0%)

All (5) bond length outliers are listed below:

Mol	Chain	Res	Type	Atoms	Z	Observed(Å)	Ideal(Å)
1	D	120	CYS	CB-SG	-6.24	1.71	1.82
1	G	120	CYS	CB-SG	-6.00	1.72	1.82
1	B	120	CYS	CB-SG	-5.22	1.73	1.81
1	H	120	CYS	CB-SG	-5.05	1.73	1.81
1	A	120	CYS	CB-SG	-5.04	1.73	1.81

All (13) bond angle outliers are listed below:

Mol	Chain	Res	Type	Atoms	Z	Observed(°)	Ideal(°)
1	E	345	ARG	NE-CZ-NH2	19.74	130.17	120.30
1	E	345	ARG	NE-CZ-NH1	-19.60	110.50	120.30
1	E	345	ARG	CD-NE-CZ	8.76	135.86	123.60
1	B	241	LEU	CA-CB-CG	6.88	131.14	115.30
1	B	241	LEU	CB-CG-CD1	5.70	120.70	111.00
1	C	135	HIS	CB-CA-C	5.31	121.03	110.40
1	A	135	HIS	CB-CA-C	5.25	120.91	110.40
1	A	425	ARG	NE-CZ-NH2	-5.22	117.69	120.30

*Continued on next page...*

*Continued from previous page...*

Mol	Chain	Res	Type	Atoms	Z	Observed(°)	Ideal(°)
1	C	425	ARG	NE-CZ-NH2	-5.17	117.71	120.30
1	E	135	HIS	CB-CA-C	5.09	120.58	110.40
1	G	135	HIS	CB-CA-C	5.04	120.47	110.40
1	H	135	HIS	CB-CA-C	5.03	120.46	110.40
1	B	135	HIS	CB-CA-C	5.03	120.45	110.40

There are no chirality outliers.

There are no planarity outliers.

## 5.2 Too-close contacts

In the following table, the Non-H and H(model) columns list the number of non-hydrogen atoms and hydrogen atoms in the chain respectively. The H(added) column lists the number of hydrogen atoms added and optimized by MolProbity. The Clashes column lists the number of clashes within the asymmetric unit, whereas Symm-Clashes lists symmetry related clashes.

Mol	Chain	Non-H	H(model)	H(added)	Clashes	Symm-Clashes
1	A	3637	0	3668	122	1
1	B	3653	0	3694	95	1
1	C	3645	0	3681	94	0
1	D	3645	0	3681	69	0
1	E	3645	0	3681	101	0
1	F	3637	0	3668	94	0
1	G	3645	0	3681	82	0
1	H	3637	0	3668	90	0
2	A	5	0	0	1	0
2	B	5	0	0	1	0
2	C	5	0	0	0	0
2	D	5	0	0	0	0
2	E	5	0	0	0	0
2	F	5	0	0	0	0
2	G	5	0	0	1	0
2	H	5	0	0	1	0
3	A	381	0	0	35	0
3	B	344	0	0	19	1
3	C	264	0	0	12	0
3	D	257	0	0	15	1
3	E	288	0	0	21	0
3	F	274	0	0	20	0
3	G	245	0	0	20	1
3	H	276	0	0	29	1

*Continued on next page...*

*Continued from previous page...*

Mol	Chain	Non-H	H(model)	H(added)	Clashes	Symm-Clashes
All	All	31513	0	29422	679	3

The all-atom clashscore is defined as the number of clashes found per 1000 atoms (including hydrogen atoms). The all-atom clashscore for this structure is 12.

All (679) close contacts within the same asymmetric unit are listed below, sorted by their clash magnitude.

Atom-1	Atom-2	Interatomic distance (Å)	Clash overlap (Å)
1:A:221:MET:SD	3:A:972:HOH:O	1.91	1.29
1:C:348:ARG:NH2	3:C:786:HOH:O	1.62	1.25
1:G:348:ARG:NH2	3:G:643:HOH:O	1.75	1.16
1:F:221:MET:SD	3:F:870:HOH:O	2.03	1.12
1:F:135:HIS:O	1:F:135:HIS:ND1	1.88	1.06
1:B:285:LYS:HE2	3:B:901:HOH:O	1.55	1.04
1:A:206:MET:SD	3:A:951:HOH:O	2.13	1.04
1:H:135:HIS:ND1	1:H:135:HIS:O	1.91	1.02
1:D:135:HIS:O	1:D:135:HIS:ND1	1.93	1.02
1:G:135:HIS:O	1:G:135:HIS:ND1	1.93	1.02
1:E:135:HIS:O	1:E:135:HIS:ND1	1.92	1.02
1:D:424:ARG:NH1	3:D:803:HOH:O	1.93	1.01
1:E:206:MET:SD	3:E:658:HOH:O	2.18	1.01
1:B:221:MET:SD	3:B:930:HOH:O	2.17	1.01
1:B:270:ASP:OD1	1:H:319:ARG:NH2	1.91	1.00
1:A:135:HIS:O	1:A:135:HIS:ND1	1.94	1.00
1:G:108[B]:ARG:NH1	1:G:111:ASP:OD2	1.95	1.00
1:C:247:HIS:CD2	1:E:244:ALA:HA	1.97	0.99
1:C:247:HIS:HD2	1:E:244:ALA:HA	1.27	0.99
1:B:135:HIS:ND1	1:B:135:HIS:O	1.94	0.99
1:C:135:HIS:O	1:C:135:HIS:ND1	1.94	0.99
1:A:115:LEU:HB3	3:A:793:HOH:O	1.60	0.99
1:A:244:ALA:HA	1:F:247:HIS:CD2	2.00	0.95
1:E:108[B]:ARG:NH2	1:E:111:ASP:OD2	1.99	0.95
1:C:148:LEU:H	1:C:176:ASN:HD21	1.13	0.95
1:E:449:GLU:OE1	3:E:707:HOH:O	1.85	0.94
1:G:148:LEU:H	1:G:176:ASN:HD21	1.11	0.94
1:B:148:LEU:H	1:B:176:ASN:HD21	1.17	0.92
1:C:244:ALA:HA	1:E:247:HIS:CD2	2.05	0.92
1:H:148:LEU:H	1:H:176:ASN:HD21	1.13	0.91
1:H:449:GLU:HB2	3:H:864:HOH:O	1.71	0.90
1:D:148:LEU:H	1:D:176:ASN:HD21	1.19	0.89
1:H:118:GLN:HG2	3:H:868:HOH:O	1.73	0.89

*Continued on next page...*

*Continued from previous page...*

Atom-1	Atom-2	Interatomic distance (Å)	Clash overlap (Å)
1:E:148:LEU:H	1:E:176:ASN:HD21	1.15	0.88
1:A:148:LEU:H	1:A:176:ASN:HD21	1.15	0.88
1:H:421:ASN:HB3	3:H:627:HOH:O	1.72	0.88
1:F:148:LEU:H	1:F:176:ASN:HD21	1.17	0.87
1:G:254:GLU:OE1	3:G:780:HOH:O	1.91	0.87
1:A:12:HIS:CD2	1:B:85:GLU:HB3	2.10	0.86
1:E:451:SER:OG	3:E:888:HOH:O	1.93	0.86
1:A:355:ASP:OD1	3:A:941:HOH:O	1.92	0.85
1:A:421:ASN:HB3	3:A:652:HOH:O	1.76	0.84
1:H:424:ARG:NH1	3:H:794:HOH:O	2.10	0.84
1:F:384:GLU:OE1	3:F:739:HOH:O	1.95	0.84
1:C:247:HIS:HD2	1:E:244:ALA:CA	1.91	0.84
1:G:450:MET:HA	3:G:834:HOH:O	1.78	0.83
1:B:270:ASP:OD1	1:H:319:ARG:CZ	2.27	0.83
1:B:270:ASP:OD1	1:H:319:ARG:NH1	2.11	0.83
1:E:108[A]:ARG:HD2	1:E:449:GLU:OE2	1.77	0.83
1:A:12:HIS:NE2	1:B:85:GLU:HB3	1.93	0.82
1:C:108[B]:ARG:NH2	1:E:135:HIS:CD2	2.47	0.82
1:B:254:GLU:OE1	3:B:817:HOH:O	1.96	0.81
1:E:424:ARG:NH1	3:E:802:HOH:O	2.14	0.81
1:A:437:THR:HG23	3:A:979:HOH:O	1.79	0.81
1:B:62:PRO:HB3	1:B:206:MET:HE2	1.63	0.81
1:D:108[B]:ARG:NH2	3:D:855:HOH:O	2.12	0.80
1:H:11:ARG:NH2	3:H:739:HOH:O	2.13	0.80
1:C:174:THR:HB	3:C:857:HOH:O	1.80	0.80
1:D:384:GLU:OE1	3:D:679:HOH:O	1.99	0.80
1:A:12:HIS:HD2	1:A:41:THR:HG21	1.47	0.80
1:H:62:PRO:HB3	1:H:206:MET:HE2	1.64	0.79
1:G:62:PRO:HB3	1:G:206:MET:HE2	1.64	0.79
1:H:174:THR:HG23	1:H:176:ASN:OD1	1.83	0.79
1:C:108[B]:ARG:NH1	1:C:111:ASP:OD2	2.16	0.78
1:H:13:GLU:OE2	3:H:739:HOH:O	2.02	0.78
1:B:71:LYS:HE2	3:B:830:HOH:O	1.82	0.78
1:H:484:TRP:C	3:H:870:HOH:O	2.22	0.78
1:C:174:THR:HG23	1:C:176:ASN:OD1	1.85	0.77
1:H:115:LEU:CD1	3:H:864:HOH:O	2.31	0.77
1:A:247:HIS:CD2	1:F:244:ALA:HA	2.18	0.77
1:E:115:LEU:HB3	3:E:719:HOH:O	1.84	0.77
1:B:122:ARG:HG2	1:C:122:ARG:NH2	2.00	0.77
1:E:11:ARG:NH1	3:E:747:HOH:O	2.00	0.77
1:C:244:ALA:HA	1:E:247:HIS:HD2	1.48	0.76

*Continued on next page...*

*Continued from previous page...*

Atom-1	Atom-2	Interatomic distance (Å)	Clash overlap (Å)
1:D:62:PRO:HB3	1:D:206:MET:HE2	1.66	0.76
1:A:247:HIS:HD2	1:F:244:ALA:CB	1.98	0.76
1:A:174:THR:HG23	1:A:176:ASN:OD1	1.85	0.75
1:A:108:ARG:NH1	1:F:135:HIS:CD2	2.54	0.75
1:B:285:LYS:CE	3:B:901:HOH:O	2.23	0.75
1:A:317:ARG:NH1	3:A:933:HOH:O	2.18	0.75
1:A:20:ARG:NH1	3:A:914:HOH:O	2.18	0.75
1:A:324:MET:SD	3:A:981:HOH:O	2.44	0.75
1:A:93:LEU:HG	3:A:981:HOH:O	1.88	0.74
1:H:53:ALA:O	3:H:615:HOH:O	2.04	0.74
1:A:12:HIS:CD2	1:B:85:GLU:CB	2.69	0.74
1:E:448:ILE:HG12	3:E:888:HOH:O	1.88	0.74
1:A:244:ALA:HA	1:F:247:HIS:HD2	1.49	0.74
1:B:174:THR:HG23	1:B:176:ASN:OD1	1.87	0.74
1:C:244:ALA:CB	1:E:247:HIS:HD2	2.01	0.73
1:D:451:SER:OG	3:D:857:HOH:O	2.07	0.73
1:D:280:VAL:O	1:D:284:THR:HB	1.88	0.73
1:F:280:VAL:O	1:F:284:THR:HB	1.89	0.73
1:B:12:HIS:HD2	1:B:41:THR:HG21	1.54	0.73
1:A:27:ARG:HE	1:A:41:THR:HG23	1.53	0.73
1:B:122:ARG:NH2	1:C:122:ARG:HG2	2.03	0.73
1:A:27:ARG:HE	1:A:41:THR:CG2	2.02	0.72
1:E:280:VAL:O	1:E:284:THR:HB	1.88	0.72
1:E:62:PRO:HB3	1:E:206:MET:HE2	1.71	0.72
1:F:174:THR:HG23	1:F:176:ASN:OD1	1.88	0.72
1:D:174:THR:HG23	1:D:176:ASN:OD1	1.90	0.72
1:H:280:VAL:O	1:H:284:THR:HB	1.89	0.72
1:C:484:TRP:C	3:C:861:HOH:O	2.27	0.72
1:B:280:VAL:O	1:B:284:THR:HB	1.91	0.71
1:E:174:THR:HG23	1:E:176:ASN:OD1	1.89	0.71
1:E:11:ARG:N	3:E:783:HOH:O	2.23	0.71
1:C:244:ALA:CA	1:E:247:HIS:HD2	2.03	0.71
1:C:280:VAL:O	1:C:284:THR:HB	1.91	0.71
1:H:251:GLN:OE1	3:H:848:HOH:O	2.08	0.70
1:C:62:PRO:HB3	1:C:206:MET:HE2	1.73	0.70
1:A:244:ALA:CB	1:F:247:HIS:HD2	2.04	0.70
1:G:280:VAL:O	1:G:284:THR:HB	1.90	0.70
1:A:271:ASP:OD2	3:A:974:HOH:O	2.10	0.70
1:G:23:ASP:OD1	1:G:27:ARG:NH1	2.24	0.70
1:C:183:THR:HG22	3:C:634:HOH:O	1.92	0.70
1:C:27:ARG:HE	1:C:41:THR:CG2	2.04	0.70

*Continued on next page...*

*Continued from previous page...*

Atom-1	Atom-2	Interatomic distance (Å)	Clash overlap (Å)
1:A:183:THR:HG22	3:A:670:HOH:O	1.92	0.69
1:H:125:GLY:HA2	1:H:143:THR:HG22	1.75	0.69
1:E:27:ARG:HE	1:E:41:THR:CG2	2.05	0.69
1:A:108:ARG:NH1	1:F:135:HIS:HD2	1.90	0.69
1:C:108[B]:ARG:NH2	1:E:135:HIS:HD2	1.88	0.69
1:A:244:ALA:CA	1:F:247:HIS:HD2	2.05	0.69
1:D:37:THR:HG21	1:G:363:SER:HB2	1.75	0.69
1:D:23:ASP:OD1	1:D:27:ARG:NH1	2.26	0.69
1:F:319:ARG:HD3	3:F:671:HOH:O	1.91	0.69
1:F:12:HIS:HD2	1:F:41:THR:HG21	1.56	0.69
1:E:108[A]:ARG:NH2	3:E:707:HOH:O	2.26	0.69
1:H:27:ARG:HE	1:H:41:THR:CG2	2.06	0.68
1:G:174:THR:HG23	1:G:176:ASN:OD1	1.93	0.68
1:B:23:ASP:OD1	1:B:27:ARG:NH1	2.25	0.68
1:A:27:ARG:HH21	1:A:41:THR:CG2	2.07	0.68
1:B:27:ARG:HE	1:B:41:THR:CG2	2.07	0.68
1:C:12:HIS:HD2	1:C:41:THR:HG21	1.59	0.68
1:D:27:ARG:HE	1:D:41:THR:CG2	2.07	0.68
1:D:12:HIS:HD2	1:D:41:THR:HG21	1.58	0.68
1:H:12:HIS:HD2	1:H:41:THR:HG21	1.59	0.68
1:E:23:ASP:OD1	1:E:27:ARG:NH1	2.26	0.68
1:E:108[A]:ARG:CZ	3:E:707:HOH:O	2.42	0.68
1:G:27:ARG:HE	1:G:41:THR:CG2	2.07	0.67
1:D:37:THR:HG21	1:G:363:SER:CB	2.25	0.67
1:H:23:ASP:OD1	1:H:27:ARG:NH1	2.27	0.67
1:B:133:THR:O	3:B:865:HOH:O	2.12	0.67
1:C:23:ASP:OD1	1:C:27:ARG:NH1	2.28	0.67
1:A:484:TRP:C	3:A:975:HOH:O	2.33	0.66
1:H:115:LEU:HD13	3:H:864:HOH:O	1.92	0.66
1:F:23:ASP:OD1	1:F:27:ARG:NH1	2.28	0.66
1:G:11:ARG:N	3:G:725:HOH:O	2.28	0.66
1:A:280:VAL:O	1:A:284:THR:HB	1.95	0.66
1:F:125:GLY:HA2	1:F:143:THR:HG22	1.77	0.66
1:H:115:LEU:HD12	3:H:864:HOH:O	1.94	0.66
1:C:174:THR:CB	3:C:857:HOH:O	2.41	0.66
1:F:27:ARG:NH2	3:F:845:HOH:O	2.29	0.66
1:A:377:HIS:NE2	3:A:777:HOH:O	2.20	0.66
1:D:400:ASP:OD2	1:D:425:ARG:HD2	1.95	0.66
1:G:400:ASP:OD2	1:G:425:ARG:HD2	1.95	0.66
1:G:12:HIS:HD2	1:G:41:THR:HG21	1.59	0.66
1:C:27:ARG:HE	1:C:41:THR:HG23	1.61	0.66

*Continued on next page...*



*Continued from previous page...*

Atom-1	Atom-2	Interatomic distance (Å)	Clash overlap (Å)
1:B:210:VAL:HG21	1:B:221:MET:CE	2.26	0.66
1:F:11:ARG:HD2	3:F:737:HOH:O	1.96	0.66
1:E:125:GLY:HA2	1:E:143:THR:HG22	1.77	0.66
1:C:247:HIS:HD2	1:E:244:ALA:CB	2.07	0.65
1:D:448:ILE:HG12	3:D:857:HOH:O	1.96	0.65
1:B:400:ASP:OD2	1:B:425:ARG:HD2	1.96	0.65
1:E:12:HIS:HD2	1:E:41:THR:HG21	1.59	0.65
1:F:27:ARG:HE	1:F:41:THR:CG2	2.09	0.65
1:G:484:TRP:C	3:G:839:HOH:O	2.34	0.65
1:E:195:ASP:OD1	3:E:721:HOH:O	2.14	0.65
1:G:210:VAL:HG21	1:G:221:MET:CE	2.27	0.65
1:A:244:ALA:CA	1:F:247:HIS:CD2	2.75	0.65
1:B:12:HIS:CD2	1:B:41:THR:HG21	2.31	0.65
1:A:210:VAL:HG21	1:A:221:MET:CE	2.27	0.65
1:B:27:ARG:HE	1:B:41:THR:HG23	1.63	0.64
1:H:60:TYR:O	3:H:828:HOH:O	2.13	0.64
1:F:400:ASP:OD2	1:F:425:ARG:HD2	1.98	0.64
1:H:400:ASP:OD2	1:H:425:ARG:HD2	1.97	0.64
1:C:148:LEU:H	1:C:176:ASN:ND2	1.91	0.64
1:G:27:ARG:HE	1:G:41:THR:HG23	1.63	0.64
1:A:203:PRO:HG2	1:A:206:MET:HE3	1.78	0.64
1:H:188:MET:HE1	3:H:651:HOH:O	1.97	0.64
1:G:484:TRP:C	3:G:836:HOH:O	2.35	0.64
1:G:148:LEU:H	1:G:176:ASN:ND2	1.92	0.64
1:E:400:ASP:OD2	1:E:425:ARG:HD2	1.97	0.64
1:F:12:HIS:CD2	1:F:41:THR:HG21	2.33	0.63
1:B:137:LYS:HE3	3:B:899:HOH:O	1.97	0.63
1:F:148:LEU:H	1:F:176:ASN:ND2	1.93	0.63
1:G:121:ILE:HA	3:G:838:HOH:O	1.99	0.63
1:H:274:ARG:NH1	3:H:818:HOH:O	2.31	0.63
1:E:210:VAL:HG21	1:E:221:MET:CE	2.29	0.63
1:A:183:THR:HG23	1:A:186:THR:H	1.63	0.63
1:A:484:TRP:C	3:A:611:HOH:O	2.36	0.63
1:H:12:HIS:CD2	1:H:41:THR:HG21	2.33	0.63
1:D:210:VAL:HG21	1:D:221:MET:CE	2.28	0.62
1:C:125:GLY:HA2	1:C:143:THR:HG22	1.80	0.62
1:E:148:LEU:H	1:E:176:ASN:ND2	1.94	0.62
1:G:121:ILE:C	3:G:838:HOH:O	2.37	0.62
1:G:108[B]:ARG:NH2	1:G:449:GLU:OE2	2.33	0.62
1:H:13:GLU:O	1:H:43:PRO:HD3	2.00	0.62
1:G:13:GLU:O	1:G:43:PRO:HD3	1.99	0.62

*Continued on next page...*

*Continued from previous page...*

Atom-1	Atom-2	Interatomic distance (Å)	Clash overlap (Å)
1:H:25:ASP:HB2	3:H:705:HOH:O	1.99	0.62
1:G:345:ARG:HG2	3:G:643:HOH:O	1.98	0.62
1:B:125:GLY:HA2	1:B:143:THR:HG22	1.81	0.62
1:H:27:ARG:HE	1:H:41:THR:HG23	1.63	0.62
1:F:222:ILE:HD12	1:F:242:ILE:HG12	1.82	0.62
1:C:247:HIS:CD2	1:E:244:ALA:CA	2.74	0.62
1:C:12:HIS:CD2	1:C:41:THR:HG21	2.35	0.62
1:D:27:ARG:HE	1:D:41:THR:HG23	1.64	0.62
1:C:11:ARG:N	3:C:663:HOH:O	2.32	0.62
1:G:12:HIS:CD2	1:G:41:THR:HG21	2.35	0.62
1:A:247:HIS:CD2	1:F:244:ALA:CB	2.83	0.62
1:D:27:ARG:HH21	1:D:41:THR:CG2	2.12	0.61
1:H:210:VAL:HG21	1:H:221:MET:CE	2.29	0.61
1:A:125:GLY:HA2	1:A:143:THR:HG22	1.81	0.61
1:B:67:TYR:CZ	1:E:134:PRO:HG3	2.34	0.61
1:C:108[B]:ARG:CZ	1:E:135:HIS:CD2	2.83	0.61
1:A:23:ASP:OD1	1:A:27:ARG:NH1	2.33	0.61
3:F:830:HOH:O	1:H:20:ARG:HD2	1.99	0.61
1:A:222:ILE:HD12	1:A:242:ILE:HG12	1.82	0.61
1:F:210:VAL:HG21	1:F:221:MET:CE	2.31	0.61
1:A:244:ALA:CB	1:F:247:HIS:CD2	2.84	0.61
1:D:12:HIS:CD2	1:D:41:THR:HG21	2.34	0.61
1:E:13:GLU:O	1:E:43:PRO:HD3	2.00	0.61
1:G:125:GLY:HA2	1:G:143:THR:HG22	1.81	0.61
1:G:27:ARG:HH21	1:G:41:THR:CG2	2.13	0.61
1:B:148:LEU:H	1:B:176:ASN:ND2	1.95	0.60
1:F:62:PRO:HB3	1:F:206:MET:HE2	1.82	0.60
1:A:62:PRO:HB3	1:A:206:MET:HE2	1.83	0.60
1:F:27:ARG:HE	1:F:41:THR:HG23	1.66	0.60
1:D:13:GLU:O	1:D:43:PRO:HD3	2.01	0.60
1:B:484:TRP:C	3:B:619:HOH:O	2.40	0.60
1:B:13:GLU:O	1:B:43:PRO:HD3	2.01	0.60
1:A:400:ASP:OD2	1:A:425:ARG:HD2	2.00	0.60
1:H:148:LEU:H	1:H:176:ASN:ND2	1.91	0.60
1:E:27:ARG:HE	1:E:41:THR:HG23	1.64	0.60
1:F:27:ARG:HH21	1:F:41:THR:CG2	2.13	0.60
1:D:421:ASN:HB3	3:D:644:HOH:O	2.01	0.60
1:B:62:PRO:CB	1:B:206:MET:HE2	2.31	0.60
1:H:27:ARG:HH21	1:H:41:THR:CG2	2.13	0.60
1:D:210:VAL:CG2	1:D:221:MET:HE3	2.31	0.60
1:A:12:HIS:CD2	1:A:41:THR:HG21	2.32	0.59

*Continued on next page...*

*Continued from previous page...*

Atom-1	Atom-2	Interatomic distance (Å)	Clash overlap (Å)
1:D:125:GLY:HA2	1:D:143:THR:HG22	1.82	0.59
1:E:12:HIS:CD2	1:E:41:THR:HG21	2.37	0.59
1:B:400:ASP:OD2	1:B:425:ARG:CD	2.50	0.59
1:F:13:GLU:O	1:F:43:PRO:HD3	2.02	0.59
1:B:27:ARG:HH21	1:B:41:THR:CG2	2.14	0.59
1:C:13:GLU:O	1:C:43:PRO:HD3	2.03	0.59
1:H:319:ARG:HD3	3:H:866:HOH:O	2.02	0.59
1:E:27:ARG:HH21	1:E:41:THR:CG2	2.14	0.59
1:A:148:LEU:H	1:A:176:ASN:ND2	1.94	0.59
1:D:157:PHE:HB3	1:D:183:THR:HG21	1.84	0.59
1:F:133:THR:HB	1:F:134:PRO:CD	2.33	0.59
1:F:11:ARG:N	3:F:749:HOH:O	2.35	0.59
1:G:210:VAL:HG21	1:G:221:MET:HE1	1.84	0.59
1:C:27:ARG:HH21	1:C:41:THR:CG2	2.16	0.59
1:D:62:PRO:CB	1:D:206:MET:HE2	2.33	0.58
1:H:62:PRO:CB	1:H:206:MET:HE2	2.31	0.58
1:G:62:PRO:CB	1:G:206:MET:HE2	2.33	0.58
1:C:210:VAL:HG21	1:C:221:MET:CE	2.33	0.58
1:C:244:ALA:CB	1:E:247:HIS:CD2	2.85	0.58
1:B:121:ILE:HD11	1:C:119:MET:CE	2.34	0.58
1:B:210:VAL:HG21	1:B:221:MET:HE1	1.84	0.58
1:F:108:ARG:NH2	1:F:111:ASP:OD2	2.37	0.58
1:F:210:VAL:CG2	1:F:221:MET:HE3	2.34	0.58
1:A:247:HIS:HD2	1:F:244:ALA:CA	2.17	0.58
1:A:247:HIS:HD2	1:F:244:ALA:HA	1.68	0.58
1:D:148:LEU:H	1:D:176:ASN:ND2	1.97	0.58
1:E:400:ASP:OD2	1:E:425:ARG:CD	2.52	0.58
1:A:247:HIS:CD2	1:F:244:ALA:CA	2.87	0.58
1:C:183:THR:HG23	1:C:186:THR:H	1.68	0.58
1:A:13:GLU:O	1:A:43:PRO:HD3	2.02	0.57
1:C:400:ASP:OD2	1:C:425:ARG:HD2	2.04	0.57
1:A:157:PHE:HB3	1:A:183:THR:HG21	1.85	0.57
1:A:12:HIS:CD2	1:A:41:THR:CG2	2.87	0.57
1:G:143:THR:CG2	3:G:635:HOH:O	2.52	0.57
1:A:27:ARG:NE	1:A:41:THR:HG23	2.19	0.57
1:G:157:PHE:HB3	1:G:183:THR:HG21	1.85	0.57
1:F:157:PHE:HB3	1:F:183:THR:HG21	1.87	0.57
1:C:133:THR:HB	1:C:134:PRO:CD	2.34	0.57
1:C:188:MET:HE1	3:C:858:HOH:O	2.05	0.57
1:C:247:HIS:CD2	1:E:244:ALA:CB	2.87	0.57
1:G:143:THR:HG23	3:G:635:HOH:O	2.05	0.57

*Continued on next page...*

*Continued from previous page...*

Atom-1	Atom-2	Interatomic distance (Å)	Clash overlap (Å)
1:E:222:ILE:HD12	1:E:242:ILE:HG12	1.86	0.57
1:G:222:ILE:HD12	1:G:242:ILE:HG12	1.87	0.57
1:A:250:ARG:HD3	1:F:461:ASN:O	2.05	0.57
1:G:191:LEU:HD12	1:G:209:VAL:HG11	1.87	0.57
1:H:191:LEU:HD12	1:H:209:VAL:HG11	1.86	0.57
1:H:133:THR:HB	1:H:134:PRO:CD	2.34	0.57
1:A:108:ARG:NH2	1:A:111:ASP:OD2	2.38	0.57
1:G:133:THR:HB	1:G:134:PRO:CD	2.35	0.57
1:E:181:LYS:NZ	3:E:851:HOH:O	2.36	0.57
1:G:400:ASP:OD2	1:G:425:ARG:CD	2.53	0.57
1:E:183:THR:HG23	1:E:186:THR:H	1.70	0.57
1:A:133:THR:HB	1:A:134:PRO:HD2	1.87	0.56
1:H:157:PHE:HB3	1:H:183:THR:HG21	1.85	0.56
1:H:203:PRO:HG2	1:H:206:MET:HE3	1.88	0.56
1:C:244:ALA:CA	1:E:247:HIS:CD2	2.78	0.56
1:E:133:THR:HB	1:E:134:PRO:CD	2.36	0.56
1:F:203:PRO:HG2	1:F:206:MET:HE3	1.88	0.56
1:A:210:VAL:HG21	1:A:221:MET:HE1	1.86	0.56
1:C:157:PHE:HB3	1:C:183:THR:HG21	1.88	0.56
1:D:400:ASP:OD2	1:D:425:ARG:CD	2.53	0.56
1:C:133:THR:HB	1:C:134:PRO:HD2	1.87	0.56
1:B:67:TYR:HB2	1:E:132:LEU:C	2.26	0.56
1:F:183:THR:HG23	1:F:186:THR:H	1.71	0.56
1:A:133:THR:HB	1:A:134:PRO:CD	2.36	0.56
1:C:449:GLU:HG2	3:C:665:HOH:O	2.06	0.56
1:B:157:PHE:HB3	1:B:183:THR:HG21	1.88	0.56
1:C:345:ARG:HG2	3:C:786:HOH:O	2.05	0.56
1:H:210:VAL:HG21	1:H:221:MET:HE1	1.88	0.55
1:E:157:PHE:HB3	1:E:183:THR:HG21	1.87	0.55
1:E:121:ILE:HG22	3:E:619:HOH:O	2.06	0.55
1:D:133:THR:HB	1:D:134:PRO:CD	2.36	0.55
1:F:84:LYS:HD2	3:F:778:HOH:O	2.06	0.55
1:C:62:PRO:CB	1:C:206:MET:HE2	2.37	0.55
1:C:222:ILE:HD12	1:C:242:ILE:HG12	1.88	0.55
1:B:133:THR:HB	1:B:134:PRO:CD	2.36	0.55
1:C:210:VAL:CG2	1:C:221:MET:HE3	2.37	0.54
1:B:449:GLU:HG2	3:B:735:HOH:O	2.06	0.54
1:E:62:PRO:CB	1:E:206:MET:HE2	2.37	0.54
1:G:108[B]:ARG:NE	1:G:108[B]:ARG:HA	2.22	0.54
1:B:319:ARG:HD3	3:B:788:HOH:O	2.06	0.54
1:A:12:HIS:CE1	1:B:85:GLU:HB3	2.42	0.54

*Continued on next page...*

*Continued from previous page...*

Atom-1	Atom-2	Interatomic distance (Å)	Clash overlap (Å)
1:G:183:THR:HG23	1:G:186:THR:H	1.72	0.54
1:B:126:GLU:HG2	3:B:809:HOH:O	2.07	0.54
1:E:108[A]:ARG:NH2	1:E:449:GLU:OE2	2.33	0.54
1:H:11:ARG:CZ	3:H:739:HOH:O	2.53	0.54
1:A:27:ARG:HH21	1:A:41:THR:HG22	1.72	0.54
1:A:210:VAL:CG2	1:A:221:MET:HE3	2.38	0.54
1:E:210:VAL:CG2	1:E:221:MET:HE3	2.37	0.54
1:D:183:THR:HG23	1:D:186:THR:H	1.72	0.54
1:F:191:LEU:HG	3:F:867:HOH:O	2.06	0.54
1:B:12:HIS:CD2	1:B:41:THR:CG2	2.90	0.54
1:A:285:LYS:HD2	3:A:880:HOH:O	2.07	0.54
1:F:167:LYS:NZ	3:F:681:HOH:O	2.40	0.54
1:H:108:ARG:NH2	1:H:111:ASP:OD2	2.40	0.53
1:C:27:ARG:NE	1:C:41:THR:HG23	2.23	0.53
1:B:122:ARG:CZ	1:C:122:ARG:HD3	2.38	0.53
1:F:191:LEU:HD12	1:F:209:VAL:HG11	1.90	0.53
1:H:222:ILE:HD12	1:H:242:ILE:HG12	1.89	0.53
1:G:121:ILE:CA	3:G:838:HOH:O	2.53	0.53
1:D:210:VAL:HG21	1:D:221:MET:HE3	1.89	0.53
1:A:400:ASP:OD2	1:A:425:ARG:CD	2.57	0.53
1:F:188:MET:HE1	3:F:659:HOH:O	2.08	0.53
1:H:400:ASP:OD2	1:H:425:ARG:CD	2.56	0.53
1:G:133:THR:HB	1:G:134:PRO:HD2	1.91	0.53
1:H:449:GLU:CB	3:H:864:HOH:O	2.43	0.52
1:G:223:THR:HG23	3:G:717:HOH:O	2.09	0.52
1:H:183:THR:HG23	1:H:186:THR:H	1.73	0.52
1:B:210:VAL:CG2	1:B:221:MET:HE3	2.40	0.52
1:H:149:THR:OG1	3:H:872:HOH:O	2.19	0.52
1:D:222:ILE:HD12	1:D:242:ILE:HG12	1.91	0.52
1:B:191:LEU:HD12	1:B:209:VAL:HG11	1.91	0.52
1:C:203:PRO:HG2	1:C:206:MET:HE3	1.92	0.52
1:E:27:ARG:HE	1:E:41:THR:HG21	1.75	0.52
1:A:285:LYS:CD	3:A:880:HOH:O	2.58	0.52
1:E:188:MET:HE1	3:E:739:HOH:O	2.09	0.52
1:A:222:ILE:CD1	1:A:242:ILE:HG12	2.39	0.52
1:C:141:ILE:CD1	3:E:888:HOH:O	2.57	0.52
1:E:210:VAL:HG21	1:E:221:MET:HE1	1.92	0.51
1:C:191:LEU:HD12	1:C:209:VAL:HG11	1.92	0.51
1:F:12:HIS:CD2	1:F:41:THR:CG2	2.94	0.51
1:E:133:THR:HB	1:E:134:PRO:HD2	1.92	0.51
1:H:133:THR:HB	1:H:134:PRO:HD2	1.93	0.51

*Continued on next page...*

*Continued from previous page...*

Atom-1	Atom-2	Interatomic distance (Å)	Clash overlap (Å)
1:G:148:LEU:N	1:G:176:ASN:HD21	1.93	0.51
1:H:118:GLN:O	1:H:121:ILE:HG12	2.11	0.51
1:D:115:LEU:HB3	3:D:626:HOH:O	2.10	0.51
1:H:120:CYS:O	3:H:865:HOH:O	2.19	0.51
1:G:203:PRO:HG2	1:G:206:MET:CE	2.41	0.51
1:D:203:PRO:HG2	1:D:206:MET:HE3	1.93	0.51
1:H:27:ARG:NE	1:H:41:THR:HG23	2.24	0.51
1:F:27:ARG:NE	1:F:41:THR:HG23	2.26	0.51
1:E:191:LEU:HD12	1:E:209:VAL:HG11	1.92	0.51
1:H:174:THR:CG2	1:H:176:ASN:OD1	2.58	0.51
1:H:203:PRO:HG2	1:H:206:MET:CE	2.41	0.51
1:G:27:ARG:NE	1:G:41:THR:HG23	2.25	0.51
1:H:12:HIS:CD2	1:H:41:THR:CG2	2.94	0.51
1:B:236:VAL:HB	1:B:237:PRO:HD3	1.93	0.51
1:A:11:ARG:HD3	3:A:934:HOH:O	2.10	0.51
1:C:236:VAL:O	1:C:240:LYS:HG2	2.11	0.51
1:F:51:ARG:HB3	3:F:733:HOH:O	2.10	0.51
1:H:269:ASP:OD1	1:H:306:ARG:HD2	2.10	0.51
1:D:27:ARG:NE	1:D:41:THR:HG23	2.25	0.51
1:F:133:THR:HB	1:F:134:PRO:HD2	1.91	0.51
1:E:27:ARG:HH21	1:E:41:THR:HG22	1.76	0.51
1:G:447:ARG:NH2	2:G:501:PO4:O3	2.44	0.51
1:A:236:VAL:O	1:A:240:LYS:HG2	2.11	0.51
1:F:210:VAL:HG21	1:F:221:MET:HE3	1.92	0.50
1:H:169:ALA:HB3	1:H:170:PRO:HD3	1.93	0.50
1:F:484:TRP:C	3:F:851:HOH:O	2.49	0.50
1:D:133:THR:HB	1:D:134:PRO:HD2	1.92	0.50
1:D:11:ARG:NE	3:D:754:HOH:O	2.28	0.50
1:A:135:HIS:CD2	1:F:108:ARG:NH1	2.80	0.50
1:C:12:HIS:CD2	1:C:41:THR:CG2	2.94	0.50
1:B:24:THR:HB	1:B:43:PRO:HB3	1.92	0.50
1:A:269:ASP:OD1	1:A:306:ARG:HD2	2.11	0.50
1:B:27:ARG:NE	1:B:41:THR:HG23	2.25	0.50
1:E:27:ARG:NE	1:E:41:THR:HG23	2.25	0.50
1:A:143:THR:HG23	3:A:682:HOH:O	2.11	0.50
1:C:461:ASN:O	1:E:250:ARG:HD3	2.12	0.50
1:A:447:ARG:NH2	2:A:501:PO4:O4	2.44	0.50
1:G:236:VAL:O	1:G:240:LYS:HG2	2.12	0.50
1:C:345:ARG:CG	3:C:786:HOH:O	2.59	0.50
1:D:12:HIS:CD2	1:D:41:THR:CG2	2.94	0.50
1:H:377:HIS:HB2	3:H:850:HOH:O	2.12	0.50

*Continued on next page...*

*Continued from previous page...*

Atom-1	Atom-2	Interatomic distance (Å)	Clash overlap (Å)
1:E:203:PRO:HG2	1:E:206:MET:HE3	1.94	0.50
1:B:118:GLN:OE1	1:C:121:ILE:HD13	2.12	0.50
1:G:24:THR:HB	1:G:43:PRO:HB3	1.94	0.49
1:A:236:VAL:HB	1:A:237:PRO:HD3	1.94	0.49
1:D:27:ARG:HH21	1:D:41:THR:HG22	1.77	0.49
1:G:121:ILE:HG22	3:G:731:HOH:O	2.12	0.49
1:D:27:ARG:HE	1:D:41:THR:HG21	1.78	0.49
1:B:133:THR:HB	1:B:134:PRO:HD2	1.95	0.49
1:F:400:ASP:OD2	1:F:425:ARG:CD	2.60	0.49
1:C:236:VAL:HB	1:C:237:PRO:HD3	1.95	0.49
1:G:384:GLU:OE1	3:G:800:HOH:O	2.19	0.49
1:B:122:ARG:HD3	1:C:122:ARG:CZ	2.42	0.49
1:G:203:PRO:HG2	1:G:206:MET:HE3	1.94	0.49
1:B:236:VAL:O	1:B:240:LYS:HG2	2.13	0.49
1:G:236:VAL:HB	1:G:237:PRO:HD3	1.95	0.49
1:B:203:PRO:HG2	1:B:206:MET:HE3	1.95	0.49
1:A:143:THR:HG21	3:A:961:HOH:O	2.12	0.49
1:B:121:ILE:CD1	1:C:119:MET:CE	2.90	0.49
3:A:826:HOH:O	1:F:136:GLY:HA2	2.11	0.49
1:B:62:PRO:HB3	1:B:206:MET:CE	2.37	0.49
1:G:12:HIS:CD2	1:G:41:THR:CG2	2.95	0.49
1:G:210:VAL:CG2	1:G:221:MET:HE3	2.43	0.49
1:D:319:ARG:HD3	3:D:799:HOH:O	2.12	0.49
1:E:203:PRO:HG2	1:E:206:MET:CE	2.43	0.49
1:H:210:VAL:CG2	1:H:221:MET:HE3	2.43	0.49
1:C:400:ASP:OD2	1:C:425:ARG:CD	2.61	0.49
1:H:62:PRO:HB3	1:H:206:MET:CE	2.39	0.49
1:E:269:ASP:OD1	1:E:306:ARG:HD2	2.13	0.49
1:H:207:LEU:N	3:H:643:HOH:O	2.44	0.49
1:C:174:THR:CG2	1:C:176:ASN:OD1	2.58	0.48
1:E:108[A]:ARG:HH21	1:E:449:GLU:CD	2.14	0.48
1:B:27:ARG:HH21	1:B:41:THR:HG22	1.78	0.48
1:C:27:ARG:HE	1:C:41:THR:HG21	1.76	0.48
1:F:222:ILE:CD1	1:F:242:ILE:HG12	2.44	0.48
1:B:254:GLU:HB3	3:B:800:HOH:O	2.13	0.48
1:E:24:THR:HB	1:E:43:PRO:HB3	1.95	0.48
1:B:447[B]:ARG:NH2	2:B:501:PO4:O4	2.47	0.48
1:D:236:VAL:HB	1:D:237:PRO:HD3	1.95	0.48
1:A:27:ARG:HH21	1:A:41:THR:HG23	1.78	0.48
1:H:143:THR:HG23	3:H:714:HOH:O	2.14	0.48
1:C:24:THR:HB	1:C:43:PRO:HB3	1.94	0.48

*Continued on next page...*

*Continued from previous page...*

Atom-1	Atom-2	Interatomic distance (Å)	Clash overlap (Å)
1:F:169:ALA:HB3	1:F:170:PRO:HD3	1.95	0.48
1:H:27:ARG:HH21	1:H:41:THR:HG22	1.79	0.48
1:A:191:LEU:HD12	1:A:209:VAL:HG11	1.96	0.48
1:A:62:PRO:CB	1:A:206:MET:HE2	2.44	0.48
1:B:203:PRO:HG2	1:B:206:MET:CE	2.43	0.48
1:H:27:ARG:HE	1:H:41:THR:HG21	1.77	0.48
1:B:210:VAL:HG21	1:B:221:MET:HE3	1.95	0.47
1:A:121:ILE:C	3:A:953:HOH:O	2.51	0.47
1:G:269:ASP:OD1	1:G:306:ARG:HD2	2.14	0.47
1:C:203:PRO:HG2	1:C:206:MET:CE	2.44	0.47
1:E:12:HIS:CD2	1:E:41:THR:CG2	2.97	0.47
1:E:222:ILE:CD1	1:E:242:ILE:HG12	2.44	0.47
1:C:446:TYR:CE2	1:E:139:ARG:HD2	2.50	0.47
1:F:118:GLN:O	1:F:121:ILE:HG12	2.14	0.47
1:D:263:ILE:HD12	1:D:263:ILE:N	2.28	0.47
1:D:188:MET:HE3	3:D:681:HOH:O	2.13	0.47
1:D:118:GLN:O	1:D:121:ILE:HG12	2.15	0.47
1:A:135:HIS:CB	3:F:616:HOH:O	2.62	0.47
1:D:203:PRO:HG2	1:D:206:MET:CE	2.45	0.47
1:F:24:THR:HB	1:F:43:PRO:HB3	1.97	0.47
1:A:210:VAL:CG2	1:A:221:MET:CE	2.93	0.47
1:F:236:VAL:HB	1:F:237:PRO:HD3	1.97	0.47
1:C:27:ARG:HH21	1:C:41:THR:HG22	1.79	0.47
1:F:285:LYS:HD2	3:F:817:HOH:O	2.14	0.47
1:B:181:LYS:HE2	3:B:913:HOH:O	2.13	0.47
1:A:62:PRO:HB3	1:A:206:MET:CE	2.44	0.47
1:G:27:ARG:HE	1:G:41:THR:HG21	1.79	0.47
1:C:222:ILE:CD1	1:C:242:ILE:HG12	2.44	0.47
1:D:11:ARG:N	3:D:725:HOH:O	2.47	0.47
1:F:269:ASP:OD1	1:F:306:ARG:HD2	2.13	0.47
1:D:269:ASP:OD1	1:D:306:ARG:HD2	2.15	0.47
1:H:449:GLU:CA	3:H:864:HOH:O	2.63	0.47
1:F:12:HIS:CE1	3:F:749:HOH:O	2.67	0.47
1:B:183:THR:HG23	1:B:186:THR:H	1.80	0.47
1:E:108[A]:ARG:NH2	1:E:449:GLU:CD	2.68	0.47
1:D:210:VAL:HG21	1:D:221:MET:HE1	1.97	0.47
1:D:191:LEU:HD12	1:D:209:VAL:HG11	1.97	0.47
1:D:62:PRO:HB3	1:D:206:MET:CE	2.40	0.47
1:A:108:ARG:CZ	1:F:135:HIS:CD2	2.98	0.46
1:C:181:LYS:NZ	3:C:773:HOH:O	2.45	0.46
1:F:263:ILE:N	1:F:263:ILE:HD12	2.31	0.46

*Continued on next page...*



*Continued from previous page...*

Atom-1	Atom-2	Interatomic distance (Å)	Clash overlap (Å)
1:G:203:PRO:HA	1:G:204:PRO:HD3	1.82	0.46
1:F:236:VAL:O	1:F:240:LYS:HG2	2.15	0.46
1:B:169:ALA:HB3	1:B:170:PRO:HD3	1.97	0.46
1:B:48:GLU:HG2	3:B:719:HOH:O	2.14	0.46
1:H:222:ILE:CD1	1:H:242:ILE:HG12	2.45	0.46
1:B:27:ARG:HE	1:B:41:THR:HG21	1.80	0.46
1:D:24:THR:HB	1:D:43:PRO:HB3	1.97	0.46
1:G:191:LEU:HD12	1:G:209:VAL:CG1	2.45	0.46
1:F:27:ARG:HE	1:F:41:THR:HG21	1.79	0.46
1:F:62:PRO:CB	1:F:206:MET:HE2	2.44	0.46
1:A:24:THR:HB	1:A:43:PRO:HB3	1.97	0.46
1:G:169:ALA:HB3	1:G:170:PRO:HD3	1.96	0.46
1:G:263:ILE:N	1:G:263:ILE:HD12	2.30	0.46
1:G:62:PRO:HB3	1:G:206:MET:CE	2.40	0.46
1:A:247:HIS:HD2	1:F:244:ALA:HB2	1.77	0.46
1:F:24:THR:CG2	1:F:26:ASP:O	2.64	0.46
1:A:461:ASN:O	1:F:250:ARG:HD3	2.15	0.46
1:A:223:THR:HG23	3:A:745:HOH:O	2.15	0.46
1:D:222:ILE:CD1	1:D:242:ILE:HG12	2.46	0.46
1:H:447:ARG:HH22	2:H:501:PO4:P	2.39	0.46
1:E:263:ILE:HD12	1:E:263:ILE:N	2.30	0.46
1:A:135:HIS:HD2	1:F:108:ARG:NH1	2.13	0.46
1:E:108[A]:ARG:NH2	1:E:449:GLU:OE1	2.49	0.46
1:A:12:HIS:CG	1:B:85:GLU:CB	2.99	0.46
1:E:118:GLN:O	1:E:121:ILE:HG12	2.16	0.46
1:H:236:VAL:HB	1:H:237:PRO:HD3	1.96	0.46
1:A:169:ALA:HB3	1:A:170:PRO:HD3	1.98	0.46
1:A:203:PRO:HG2	1:A:206:MET:CE	2.45	0.46
1:H:24:THR:HB	1:H:43:PRO:HB3	1.98	0.46
1:D:24:THR:CG2	1:D:26:ASP:O	2.64	0.46
1:C:24:THR:CG2	1:C:26:ASP:O	2.63	0.46
1:D:247:HIS:CE1	3:D:785:HOH:O	2.69	0.46
1:G:27:ARG:HH21	1:G:41:THR:HG22	1.79	0.46
1:G:66:ARG:HD3	3:G:838:HOH:O	2.17	0.46
1:A:143:THR:CG2	3:A:682:HOH:O	2.63	0.46
1:C:210:VAL:HG21	1:C:221:MET:HE3	1.96	0.46
1:G:24:THR:CG2	1:G:26:ASP:O	2.64	0.45
1:G:222:ILE:CD1	1:G:242:ILE:HG12	2.45	0.45
1:H:236:VAL:O	1:H:240:LYS:HG2	2.16	0.45
1:D:260:PRO:HA	1:D:296:ARG:O	2.16	0.45
1:B:121:ILE:HD11	1:C:119:MET:HE1	1.96	0.45

*Continued on next page...*

*Continued from previous page...*

Atom-1	Atom-2	Interatomic distance (Å)	Clash overlap (Å)
1:H:191:LEU:HD12	1:H:209:VAL:CG1	2.46	0.45
1:C:269:ASP:OD1	1:C:306:ARG:HD2	2.15	0.45
1:G:68:GLU:OE1	3:G:830:HOH:O	2.20	0.45
1:C:263:ILE:HD12	1:C:263:ILE:N	2.31	0.45
1:H:25:ASP:N	3:H:705:HOH:O	2.49	0.45
1:E:236:VAL:HB	1:E:237:PRO:HD3	1.98	0.45
1:E:191:LEU:HD12	1:E:209:VAL:CG1	2.47	0.45
1:H:260:PRO:HA	1:H:296:ARG:O	2.16	0.45
1:B:269:ASP:OD1	1:B:306:ARG:HD2	2.16	0.45
1:A:263:ILE:N	1:A:263:ILE:HD12	2.32	0.45
1:G:210:VAL:CG2	1:G:221:MET:CE	2.94	0.45
1:E:236:VAL:O	1:E:240:LYS:HG2	2.15	0.45
1:D:108[B]:ARG:HD3	1:D:108[B]:ARG:HA	1.69	0.45
1:H:24:THR:CG2	1:H:26:ASP:O	2.64	0.45
1:B:119:MET:CE	1:C:121:ILE:HD11	2.47	0.45
1:A:181:LYS:NZ	3:A:743:HOH:O	2.47	0.45
1:C:156:PRO:HA	3:C:811:HOH:O	2.16	0.45
1:A:174:THR:CG2	1:A:176:ASN:OD1	2.61	0.45
1:C:210:VAL:HG21	1:C:221:MET:HE1	1.99	0.45
1:G:118:GLN:O	1:G:121:ILE:HG12	2.17	0.44
1:E:341:LEU:HD11	3:E:795:HOH:O	2.17	0.44
1:B:24:THR:CG2	1:B:26:ASP:O	2.65	0.44
1:B:390:ILE:O	1:B:392:PRO:HD3	2.17	0.44
1:G:210:VAL:HG21	1:G:221:MET:HE3	2.00	0.44
1:C:169:ALA:HB3	1:C:170:PRO:HD3	1.98	0.44
1:E:167:LYS:NZ	3:E:649:HOH:O	2.50	0.44
1:C:108[B]:ARG:CZ	1:E:135:HIS:NE2	2.81	0.44
1:F:174:THR:CG2	1:F:176:ASN:OD1	2.62	0.44
1:A:27:ARG:HE	1:A:41:THR:HG21	1.80	0.44
1:E:24:THR:CG2	1:E:26:ASP:O	2.65	0.44
1:F:450:MET:HG2	3:F:853:HOH:O	2.16	0.44
1:E:83:ARG:HD2	1:E:86:GLU:OE1	2.18	0.44
1:F:336:GLU:HG3	1:F:364:GLY:HA2	1.98	0.44
1:H:143:THR:CG2	3:H:714:HOH:O	2.65	0.44
1:A:121:ILE:HA	3:A:952:HOH:O	2.18	0.44
1:A:244:ALA:HB2	1:F:247:HIS:HD2	1.79	0.44
1:D:236:VAL:O	1:D:240:LYS:HG2	2.17	0.44
1:A:118:GLN:O	1:A:121:ILE:HG12	2.16	0.44
1:A:341:LEU:HD12	3:A:908:HOH:O	2.17	0.44
1:E:317:ARG:NH1	3:E:674:HOH:O	2.15	0.44
1:D:295:LYS:HE2	1:D:385:GLU:HG3	1.99	0.44

*Continued on next page...*

*Continued from previous page...*

Atom-1	Atom-2	Interatomic distance (Å)	Clash overlap (Å)
1:F:50:ALA:HB2	1:F:221:MET:HE2	2.00	0.44
1:H:135:HIS:C	1:H:135:HIS:ND1	2.68	0.44
1:H:210:VAL:CG2	1:H:221:MET:CE	2.95	0.44
1:G:188:MET:HE3	3:G:837:HOH:O	2.17	0.44
1:A:336:GLU:HG3	1:A:364:GLY:HA2	2.00	0.44
1:D:108[A]:ARG:HD2	1:D:162:ASN:ND2	2.32	0.44
1:C:336:GLU:HG3	1:C:364:GLY:HA2	2.00	0.44
1:D:336:GLU:HG3	1:D:364:GLY:HA2	1.99	0.44
1:A:24:THR:CG2	1:A:26:ASP:O	2.66	0.43
1:B:222:ILE:HD12	1:B:242:ILE:HG12	2.00	0.43
1:F:260:PRO:HA	1:F:296:ARG:O	2.18	0.43
1:A:12:HIS:CG	1:B:85:GLU:HB2	2.53	0.43
3:A:826:HOH:O	1:F:137:LYS:N	2.51	0.43
1:E:121:ILE:HD11	3:E:611:HOH:O	2.18	0.43
1:A:57:ALA:O	3:A:907:HOH:O	2.21	0.43
1:H:210:VAL:HG21	1:H:221:MET:HE3	2.00	0.43
1:B:67:TYR:CD1	1:E:133:THR:HA	2.53	0.43
1:F:203:PRO:HG2	1:F:206:MET:CE	2.49	0.43
1:B:191:LEU:HD12	1:B:209:VAL:CG1	2.48	0.43
1:G:336:GLU:HG3	1:G:364:GLY:HA2	1.99	0.43
1:E:50:ALA:HB2	1:E:221:MET:HE2	2.00	0.43
1:C:269:ASP:OD1	1:C:306:ARG:NH1	2.38	0.43
1:A:121:ILE:HG22	3:A:952:HOH:O	2.18	0.43
1:E:169:ALA:HB3	1:E:170:PRO:HD3	2.00	0.43
1:A:135:HIS:HB3	3:F:616:HOH:O	2.18	0.43
1:F:27:ARG:HH21	1:F:41:THR:HG22	1.80	0.43
1:C:118:GLN:O	1:C:121:ILE:HG12	2.18	0.43
1:E:121:ILE:CG2	3:E:619:HOH:O	2.64	0.43
1:D:115:LEU:CB	3:D:626:HOH:O	2.66	0.43
1:E:260:PRO:HA	1:E:296:ARG:O	2.19	0.43
1:H:336:GLU:HG3	1:H:364:GLY:HA2	2.01	0.43
1:G:373:ASP:OD1	1:G:374:ARG:N	2.51	0.43
1:E:336:GLU:HG3	1:E:364:GLY:HA2	2.01	0.43
1:A:479:THR:O	1:F:437:THR:HA	2.17	0.43
1:B:167:LYS:NZ	3:B:676:HOH:O	2.52	0.43
1:A:130:CYS:HB3	1:F:446:TYR:OH	2.19	0.43
1:F:210:VAL:HG21	1:F:221:MET:HE1	2.01	0.42
1:E:203:PRO:HA	1:E:204:PRO:HD3	1.84	0.42
1:A:269:ASP:OD1	1:A:306:ARG:NH1	2.33	0.42
1:B:247:HIS:HA	3:B:629:HOH:O	2.19	0.42
1:A:93:LEU:CD2	3:A:981:HOH:O	2.66	0.42

*Continued on next page...*

*Continued from previous page...*

Atom-1	Atom-2	Interatomic distance (Å)	Clash overlap (Å)
1:G:50:ALA:HB2	1:G:221:MET:HE2	2.01	0.42
1:D:484:TRP:C	3:D:834:HOH:O	2.58	0.42
1:B:336:GLU:HG3	1:B:364:GLY:HA2	1.99	0.42
1:G:295:LYS:HE2	1:G:385:GLU:HG3	2.01	0.42
1:H:254:GLU:HB3	3:H:646:HOH:O	2.19	0.42
1:C:250:ARG:HD3	1:E:461:ASN:O	2.20	0.42
1:A:301:GLU:HG3	3:A:671:HOH:O	2.18	0.42
1:B:188:MET:HE1	3:B:701:HOH:O	2.19	0.42
1:A:312:LEU:HD11	1:A:358:TYR:HB2	2.01	0.42
1:E:62:PRO:HB3	1:E:206:MET:CE	2.46	0.42
1:E:148:LEU:N	1:E:176:ASN:HD21	1.99	0.42
1:E:174:THR:CG2	1:E:176:ASN:OD1	2.63	0.42
1:B:400:ASP:OD2	1:B:425:ARG:HD3	2.19	0.42
1:F:63:LYS:HE3	3:F:859:HOH:O	2.19	0.42
1:D:135:HIS:C	1:D:135:HIS:ND1	2.70	0.42
1:B:118:GLN:O	1:B:121:ILE:HG12	2.20	0.42
1:C:191:LEU:HD12	1:C:209:VAL:CG1	2.50	0.42
1:D:169:ALA:HB3	1:D:170:PRO:HD3	2.02	0.42
1:B:50:ALA:HB2	1:B:221:MET:HE2	2.02	0.42
1:A:126:GLU:H	1:A:143:THR:CG2	2.33	0.42
1:G:120:CYS:HA	3:G:668:HOH:O	2.18	0.42
1:A:344:GLU:HG3	3:A:875:HOH:O	2.20	0.41
1:C:24:THR:HG22	1:C:26:ASP:O	2.20	0.41
1:B:122:ARG:CG	1:C:122:ARG:NH2	2.79	0.41
1:B:247:HIS:HB3	3:B:738:HOH:O	2.21	0.41
1:D:223:THR:CG2	3:D:714:HOH:O	2.68	0.41
1:H:263:ILE:N	1:H:263:ILE:HD12	2.35	0.41
1:A:210:VAL:HG21	1:A:221:MET:HE3	1.97	0.41
1:A:50:ALA:HB2	1:A:221:MET:HE2	2.03	0.41
1:H:50:ALA:HB2	1:H:221:MET:HE2	2.02	0.41
1:F:62:PRO:HB3	1:F:206:MET:CE	2.47	0.41
1:H:295:LYS:HE2	1:H:385:GLU:HG3	2.02	0.41
1:G:174:THR:CG2	1:G:176:ASN:OD1	2.66	0.41
1:H:148:LEU:N	1:H:176:ASN:HD21	1.97	0.41
1:A:223:THR:CG2	3:A:745:HOH:O	2.69	0.41
1:G:161:LEU:HB2	1:G:189:THR:HG21	2.03	0.41
1:E:406:LEU:HD12	1:E:406:LEU:HA	1.93	0.41
1:A:83:ARG:HD2	1:A:86:GLU:OE1	2.21	0.41
1:D:171:ALA:O	1:D:174:THR:HG22	2.21	0.41
1:E:126:GLU:H	1:E:143:THR:CG2	2.34	0.41
1:F:285:LYS:CD	3:F:817:HOH:O	2.68	0.41

*Continued on next page...*

Continued from previous page...

Atom-1	Atom-2	Interatomic distance (Å)	Clash overlap (Å)
1:B:269:ASP:OD1	1:B:306:ARG:NH1	2.38	0.41
1:D:254:GLU:C	1:D:255:LEU:HD23	2.41	0.41
1:A:12:HIS:CD2	1:B:85:GLU:CG	3.04	0.41
1:H:12:HIS:HA	1:H:41:THR:HG22	2.03	0.41
1:D:83:ARG:HD2	1:D:86:GLU:OE1	2.20	0.41
1:F:83:ARG:HD2	1:F:86:GLU:OE1	2.21	0.41
1:B:11:ARG:N	3:B:728:HOH:O	2.53	0.41
1:B:260:PRO:HA	1:B:296:ARG:O	2.21	0.41
1:C:295:LYS:HE2	1:C:385:GLU:HG3	2.03	0.41
1:B:219:MET:O	1:B:223:THR:HB	2.20	0.41
1:H:24:THR:HG22	1:H:26:ASP:O	2.20	0.41
1:G:120:CYS:CA	3:G:668:HOH:O	2.69	0.41
1:F:161:LEU:HB2	1:F:189:THR:HG21	2.02	0.41
1:A:27:ARG:NH2	1:A:41:THR:HG23	2.36	0.40
1:B:122:ARG:CD	1:C:122:ARG:CZ	2.99	0.40
1:C:203:PRO:HA	1:C:204:PRO:HD3	1.83	0.40
1:E:24:THR:HG22	1:E:26:ASP:O	2.21	0.40
1:F:203:PRO:HA	1:F:204:PRO:HD3	1.84	0.40
1:A:13:GLU:HA	1:A:14:PRO:HD3	1.95	0.40
1:E:188:MET:CE	3:E:739:HOH:O	2.68	0.40
1:G:260:PRO:HA	1:G:296:ARG:O	2.21	0.40
1:A:203:PRO:HA	1:A:204:PRO:HD3	1.81	0.40
1:G:83:ARG:HD2	1:G:86:GLU:OE1	2.20	0.40
1:B:210:VAL:CG2	1:B:221:MET:CE	2.96	0.40
1:B:174:THR:CG2	1:B:176:ASN:OD1	2.65	0.40
1:H:203:PRO:HA	1:H:204:PRO:HD3	1.83	0.40
1:A:93:LEU:CG	3:A:981:HOH:O	2.59	0.40
1:H:78:GLU:CB	3:H:673:HOH:O	2.68	0.40
1:F:24:THR:HG22	1:F:26:ASP:O	2.22	0.40
1:C:219:MET:O	1:C:223:THR:HB	2.22	0.40
1:G:285:LYS:HE3	1:G:285:LYS:HB3	1.90	0.40

All (3) symmetry-related close contacts are listed below. The label for Atom-2 includes the symmetry operator and encoded unit-cell translations to be applied.

Atom-1	Atom-2	Interatomic distance (Å)	Clash overlap (Å)
1:A:269:ASP:OD2	1:B:226:HIS:CE1[2_545]	1.96	0.24
3:D:847:HOH:O	3:G:645:HOH:O[2_756]	2.13	0.07
3:B:928:HOH:O	3:H:703:HOH:O[2_655]	2.19	0.01

## 5.3 Torsion angles

### 5.3.1 Protein backbone

In the following table, the Percentiles column shows the percent Ramachandran outliers of the chain as a percentile score with respect to all X-ray entries followed by that with respect to entries of similar resolution.

The Analysed column shows the number of residues for which the backbone conformation was analysed, and the total number of residues.

Mol	Chain	Analysed	Favoured	Allowed	Outliers	Percentiles	
1	A	472/488 (97%)	456 (97%)	14 (3%)	2 (0%)	39	37
1	B	474/488 (97%)	460 (97%)	12 (2%)	2 (0%)	39	37
1	C	473/488 (97%)	459 (97%)	12 (2%)	2 (0%)	39	37
1	D	473/488 (97%)	455 (96%)	16 (3%)	2 (0%)	39	37
1	E	473/488 (97%)	459 (97%)	12 (2%)	2 (0%)	39	37
1	F	472/488 (97%)	457 (97%)	13 (3%)	2 (0%)	39	37
1	G	473/488 (97%)	461 (98%)	10 (2%)	2 (0%)	39	37
1	H	472/488 (97%)	456 (97%)	14 (3%)	2 (0%)	39	37
All	All	3782/3904 (97%)	3663 (97%)	103 (3%)	16 (0%)	39	37

All (16) Ramachandran outliers are listed below:

Mol	Chain	Res	Type
1	A	247	HIS
1	B	247	HIS
1	C	247	HIS
1	D	247	HIS
1	F	247	HIS
1	G	247	HIS
1	E	247	HIS
1	H	247	HIS
1	A	392	PRO
1	B	392	PRO
1	E	392	PRO
1	F	392	PRO
1	G	392	PRO
1	H	392	PRO
1	C	392	PRO
1	D	392	PRO

### 5.3.2 Protein sidechains ⓘ

In the following table, the Percentiles column shows the percent sidechain outliers of the chain as a percentile score with respect to all X-ray entries followed by that with respect to entries of similar resolution.

The Analysed column shows the number of residues for which the sidechain conformation was analysed, and the total number of residues.

Mol	Chain	Analysed	Rotameric	Outliers	Percentiles	
1	A	390/401 (97%)	377 (97%)	13 (3%)	45	47
1	B	392/401 (98%)	381 (97%)	11 (3%)	51	55
1	C	391/401 (98%)	379 (97%)	12 (3%)	47	50
1	D	391/401 (98%)	378 (97%)	13 (3%)	45	47
1	E	391/401 (98%)	377 (96%)	14 (4%)	42	43
1	F	390/401 (97%)	378 (97%)	12 (3%)	47	50
1	G	391/401 (98%)	378 (97%)	13 (3%)	45	47
1	H	390/401 (97%)	377 (97%)	13 (3%)	45	47
All	All	3126/3208 (97%)	3025 (97%)	101 (3%)	46	48

All (101) residues with a non-rotameric sidechain are listed below:

Mol	Chain	Res	Type
1	A	23	ASP
1	A	24	THR
1	A	41	THR
1	A	74	LEU
1	A	135	HIS
1	A	143	THR
1	A	223	THR
1	A	241	LEU
1	A	284	THR
1	A	344	GLU
1	A	359	HIS
1	A	363	SER
1	A	367	LEU
1	B	23	ASP
1	B	24	THR
1	B	41	THR
1	B	74	LEU
1	B	135	HIS
1	B	143	THR

*Continued on next page...*

*Continued from previous page...*

Mol	Chain	Res	Type
1	B	223	THR
1	B	284	THR
1	B	344	GLU
1	B	359	HIS
1	B	363	SER
1	C	23	ASP
1	C	24	THR
1	C	41	THR
1	C	74	LEU
1	C	135	HIS
1	C	143	THR
1	C	223	THR
1	C	241	LEU
1	C	284	THR
1	C	344	GLU
1	C	359	HIS
1	C	363	SER
1	D	23	ASP
1	D	24	THR
1	D	41	THR
1	D	74	LEU
1	D	108[A]	ARG
1	D	108[B]	ARG
1	D	135	HIS
1	D	143	THR
1	D	223	THR
1	D	284	THR
1	D	344	GLU
1	D	359	HIS
1	D	363	SER
1	E	23	ASP
1	E	24	THR
1	E	41	THR
1	E	74	LEU
1	E	135	HIS
1	E	143	THR
1	E	223	THR
1	E	241	LEU
1	E	284	THR
1	E	344	GLU
1	E	359	HIS
1	E	363	SER

*Continued on next page...*



*Continued from previous page...*

Mol	Chain	Res	Type
1	E	367	LEU
1	E	387	PHE
1	F	23	ASP
1	F	24	THR
1	F	41	THR
1	F	74	LEU
1	F	135	HIS
1	F	143	THR
1	F	223	THR
1	F	241	LEU
1	F	284	THR
1	F	344	GLU
1	F	359	HIS
1	F	363	SER
1	G	23	ASP
1	G	24	THR
1	G	41	THR
1	G	74	LEU
1	G	135	HIS
1	G	143	THR
1	G	223	THR
1	G	241	LEU
1	G	284	THR
1	G	344	GLU
1	G	359	HIS
1	G	363	SER
1	G	367	LEU
1	H	23	ASP
1	H	24	THR
1	H	41	THR
1	H	74	LEU
1	H	108	ARG
1	H	135	HIS
1	H	143	THR
1	H	223	THR
1	H	241	LEU
1	H	284	THR
1	H	344	GLU
1	H	359	HIS
1	H	363	SER

Some sidechains can be flipped to improve hydrogen bonding and reduce clashes. All (19) such sidechains are listed below:

Mol	Chain	Res	Type
1	A	12	HIS
1	A	247	HIS
1	A	377	HIS
1	B	12	HIS
1	B	377	HIS
1	C	12	HIS
1	C	247	HIS
1	D	12	HIS
1	D	377	HIS
1	E	12	HIS
1	E	247	HIS
1	E	377	HIS
1	F	12	HIS
1	F	247	HIS
1	F	377	HIS
1	G	12	HIS
1	G	377	HIS
1	H	12	HIS
1	H	377	HIS

### 5.3.3 RNA [i](#)

There are no RNA molecules in this entry.

## 5.4 Non-standard residues in protein, DNA, RNA chains [i](#)

There are no non-standard protein/DNA/RNA residues in this entry.

## 5.5 Carbohydrates [i](#)

There are no carbohydrates in this entry.

## 5.6 Ligand geometry [i](#)

8 ligands are modelled in this entry.

In the following table, the Counts columns list the number of bonds (or angles) for which Mogul statistics could be retrieved, the number of bonds (or angles) that are observed in the model and the number of bonds (or angles) that are defined in the chemical component dictionary. The Link column lists molecule types, if any, to which the group is linked. The Z score for a bond length (or angle) is the number of standard deviations the observed value is removed from the expected

value. A bond length (or angle) with  $|Z| > 2$  is considered an outlier worth inspection. RMSZ is the root-mean-square of all Z scores of the bond lengths (or angles).

Mol	Type	Chain	Res	Link	Bond lengths			Bond angles		
					Counts	RMSZ	$\# Z  > 2$	Counts	RMSZ	$\# Z  > 2$
2	PO4	A	501	-	4,4,4	0.43	0	6,6,6	0.27	0
2	PO4	B	501	-	4,4,4	0.51	0	6,6,6	0.28	0
2	PO4	C	501	-	4,4,4	0.22	0	6,6,6	0.27	0
2	PO4	D	501	-	4,4,4	0.40	0	6,6,6	0.28	0
2	PO4	E	501	-	4,4,4	0.19	0	6,6,6	0.28	0
2	PO4	F	501	-	4,4,4	0.14	0	6,6,6	0.28	0
2	PO4	G	501	-	4,4,4	0.18	0	6,6,6	0.29	0
2	PO4	H	501	-	4,4,4	0.34	0	6,6,6	0.27	0

In the following table, the Chirals column lists the number of chiral outliers, the number of chiral centers analysed, the number of these observed in the model and the number defined in the chemical component dictionary. Similar counts are reported in the Torsion and Rings columns. '-' means no outliers of that kind were identified.

Mol	Type	Chain	Res	Link	Chirals	Torsions	Rings
2	PO4	A	501	-	-	0/0/0/0	0/0/0/0
2	PO4	B	501	-	-	0/0/0/0	0/0/0/0
2	PO4	C	501	-	-	0/0/0/0	0/0/0/0
2	PO4	D	501	-	-	0/0/0/0	0/0/0/0
2	PO4	E	501	-	-	0/0/0/0	0/0/0/0
2	PO4	F	501	-	-	0/0/0/0	0/0/0/0
2	PO4	G	501	-	-	0/0/0/0	0/0/0/0
2	PO4	H	501	-	-	0/0/0/0	0/0/0/0

There are no bond length outliers.

There are no bond angle outliers.

There are no chirality outliers.

There are no torsion outliers.

There are no ring outliers.

4 monomers are involved in 4 short contacts:

Mol	Chain	Res	Type	Clashes	Symm-Clashes
2	A	501	PO4	1	0
2	B	501	PO4	1	0
2	G	501	PO4	1	0
2	H	501	PO4	1	0

## 5.7 Other polymers

There are no such residues in this entry.

## 5.8 Polymer linkage issues

There are no chain breaks in this entry.

## 6 Fit of model and data ⓘ

### 6.1 Protein, DNA and RNA chains ⓘ

In the following table, the column labelled ‘#RSRZ> 2’ contains the number (and percentage) of RSRZ outliers, followed by percent RSRZ outliers for the chain as percentile scores relative to all X-ray entries and entries of similar resolution. The OWAB column contains the minimum, median, 95<sup>th</sup> percentile and maximum values of the occupancy-weighted average B-factor per residue. The column labelled ‘Q< 0.9’ lists the number of (and percentage) of residues with an average occupancy less than 0.9.

Mol	Chain	Analysed	<RSRZ>	#RSRZ>2	OWAB(Å <sup>2</sup> )	Q<0.9
1	A	474/488 (97%)	-0.15	2 (0%) 93 94	17, 27, 46, 82	0
1	B	474/488 (97%)	-0.06	8 (1%) 73 78	17, 29, 48, 81	0
1	C	474/488 (97%)	-0.01	10 (2%) 67 72	19, 30, 51, 82	0
1	D	474/488 (97%)	0.03	8 (1%) 73 78	18, 31, 51, 83	0
1	E	474/488 (97%)	-0.16	3 (0%) 90 92	19, 30, 49, 82	0
1	F	474/488 (97%)	-0.05	9 (1%) 70 75	17, 31, 51, 83	0
1	G	474/488 (97%)	-0.07	3 (0%) 90 92	18, 32, 52, 81	0
1	H	474/488 (97%)	0.16	16 (3%) 49 58	19, 32, 53, 84	0
All	All	3792/3904 (97%)	-0.04	59 (1%) 74 79	17, 30, 51, 84	0

All (59) RSRZ outliers are listed below:

Mol	Chain	Res	Type	RSRZ
1	H	135	HIS	6.4
1	A	135	HIS	5.9
1	H	121	ILE	5.8
1	E	135	HIS	4.9
1	D	135	HIS	4.7
1	F	135	HIS	4.0
1	G	135	HIS	3.9
1	H	134	PRO	3.6
1	B	135	HIS	3.6
1	F	11	ARG	3.5
1	H	11	ARG	3.5
1	C	135	HIS	3.4
1	F	134	PRO	3.3
1	C	24	THR	3.2
1	F	12	HIS	3.0
1	H	12	HIS	2.9

*Continued on next page...*

*Continued from previous page...*

Mol	Chain	Res	Type	RSRZ
1	H	377	HIS	2.9
1	D	134	PRO	2.8
1	H	120	CYS	2.8
1	D	82	ALA	2.8
1	H	39	VAL	2.8
1	B	447[A]	ARG	2.7
1	H	24	THR	2.6
1	H	37	THR	2.6
1	C	108[A]	ARG	2.6
1	C	377	HIS	2.5
1	B	347	MET	2.5
1	F	27	ARG	2.5
1	D	377	HIS	2.5
1	H	82	ALA	2.5
1	C	132	LEU	2.3
1	G	12	HIS	2.3
1	B	11	ARG	2.3
1	B	360	PRO	2.3
1	F	354	ALA	2.3
1	H	46	ARG	2.3
1	H	48	GLU	2.3
1	G	82	ALA	2.3
1	D	11	ARG	2.2
1	B	12	HIS	2.2
1	B	255	LEU	2.2
1	E	24	THR	2.2
1	D	349	ALA	2.2
1	C	134	PRO	2.2
1	C	25	ASP	2.1
1	A	377	HIS	2.1
1	C	216	ASP	2.1
1	H	25	ASP	2.1
1	H	51	ARG	2.1
1	F	24	THR	2.1
1	D	71	LYS	2.1
1	F	55	ALA	2.1
1	C	12	HIS	2.1
1	B	353	GLY	2.1
1	E	350	ALA	2.1
1	C	22	VAL	2.1
1	D	12	HIS	2.0
1	H	22	VAL	2.0

*Continued on next page...*

*Continued from previous page...*

Mol	Chain	Res	Type	RSRZ
1	F	378	GLN	2.0

## 6.2 Non-standard residues in protein, DNA, RNA chains [i](#)

There are no non-standard protein/DNA/RNA residues in this entry.

## 6.3 Carbohydrates [i](#)

There are no carbohydrates in this entry.

## 6.4 Ligands [i](#)

In the following table, the Atoms column lists the number of modelled atoms in the group and the number defined in the chemical component dictionary. LLDF column lists the quality of electron density of the group with respect to its neighbouring residues in protein, DNA or RNA chains. The B-factors column lists the minimum, median, 95<sup>th</sup> percentile and maximum values of B factors of atoms in the group. The column labelled 'Q< 0.9' lists the number of atoms with occupancy less than 0.9.

Mol	Type	Chain	Res	Atoms	RSCC	RSR	LLDF	B-factors(Å <sup>2</sup> )	Q<0.9
2	PO4	H	501	5/5	0.98	0.16	0.42	36,38,40,46	0
2	PO4	G	501	5/5	0.98	0.14	-0.54	31,31,43,43	0
2	PO4	B	501	5/5	0.96	0.14	-0.63	31,35,40,41	0
2	PO4	C	501	5/5	0.99	0.15	-0.89	36,36,38,41	0
2	PO4	D	501	5/5	0.97	0.15	-0.96	27,29,37,39	0
2	PO4	E	501	5/5	0.99	0.11	-1.31	27,30,33,36	0
2	PO4	F	501	5/5	0.99	0.08	-2.07	26,32,36,37	0
2	PO4	A	501	5/5	0.99	0.10	-2.25	24,26,30,32	0

## 6.5 Other polymers [i](#)

There are no such residues in this entry.