



Full wwPDB X-ray Structure Validation Report ⓘ

Jan 31, 2016 – 08:03 PM GMT

PDB ID : 1I96
Title : CRYSTAL STRUCTURE OF THE 30S RIBOSOMAL SUBUNIT FROM THERMUS THERMOPHILUS IN COMPLEX WITH THE TRANSLATION INITIATION FACTOR IF3 (C-TERMINAL DOMAIN)
Authors : Pioletti, M.; Schlutzen, F.; Harms, J.; Zarivach, R.; Gluehmann, M.; Avila, H.; Bartels, H.; Jacobi, C.; Hartsch, T.; Yonath, A.; Franceschi, F.
Deposited on : 2001-03-18
Resolution : 4.20 Å(reported)

This is a Full wwPDB X-ray Structure Validation Report for a publicly released PDB entry.
We welcome your comments at validation@mail.wwpdb.org
A user guide is available at
<http://wwpdb.org/validation/2016/XrayValidationReportHelp>
with specific help available everywhere you see the ⓘ symbol.

The following versions of software and data (see [references ⓘ](#)) were used in the production of this report:

MolProbity : 4.02b-467
Mogul : 1.7 (RC4), CSD as536be (2015)
Xtriage (Phenix) : **NOT EXECUTED**
EDS : **NOT EXECUTED**
Percentile statistics : 20151230.v01 (using entries in the PDB archive December 30th 2015)
Ideal geometry (proteins) : Engh & Huber (2001)
Ideal geometry (DNA, RNA) : Parkinson et al. (1996)
Validation Pipeline (wwPDB-VP) : trunk26865

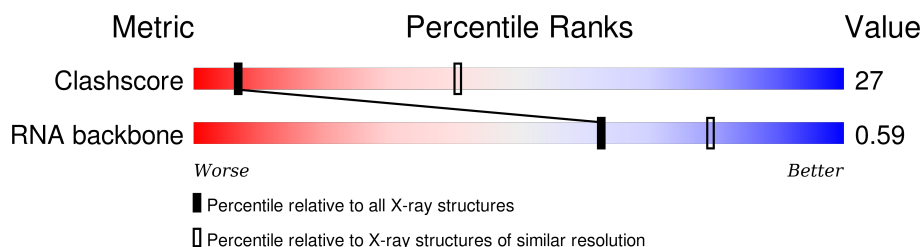
1 Overall quality at a glance

The following experimental techniques were used to determine the structure:

X-RAY DIFFRACTION

The reported resolution of this entry is 4.20 Å.



Percentile scores (ranging between 0-100) for global validation metrics of the entry are shown in the following graphic. The table shows the number of entries on which the scores are based.



Metric	Whole archive (#Entries)	Similar resolution (#Entries, resolution range(Å))
Clashscore	102246	1140 (4.80-3.60)
RNA backbone	2183	1087 (5.60-2.80)




The table below summarises the geometric issues observed across the polymeric chains and their fit to the electron density. The red, orange, yellow and green segments on the lower bar indicate the fraction of residues that contain outliers for ≥ 3 , 2, 1 and 0 types of geometric quality criteria. A grey segment represents the fraction of residues that are not modelled. The numeric value for each fraction is indicated below the corresponding segment, with a dot representing fractions $\leq 5\%$. The upper red bar (where present) indicates the fraction of residues that have poor fit to the electron density. The numeric value is given above the bar.

Note EDS was not executed.

Mol	Chain	Length	Quality of chain
1	A	1514	
2	B	255	
3	C	238	
4	D	208	
5	E	161	
6	F	101	
7	G	155	
8	H	138	

Continued on next page...

Continued from previous page...

Mol	Chain	Length	Quality of chain
9	I	128	 99% .
10	J	104	 93% • 6%
11	K	128	 95% • •
12	L	131	 100%
13	M	125	 74% 26%
14	N	60	 100%
15	O	88	 100%
16	P	88	 100%
17	Q	104	 100%
18	R	87	 92% • 6%
19	S	92	 87% 13%
20	T	105	 93% • 6%
21	U	26	 92% 8%
22	V	89	 94% • •

2 Entry composition

There are 25 unique types of molecules in this entry. The entry contains 36091 atoms, of which 0 are hydrogens and 0 are deuteriums.

In the tables below, the ZeroOcc column contains the number of atoms modelled with zero occupancy, the AltConf column contains the number of residues with at least one atom in alternate conformation and the Trace column contains the number of residues modelled with at most 2 atoms.

- Molecule 1 is a RNA chain called 16S RRNA.

Mol	Chain	Residues	Atoms					ZeroOcc	AltConf	Trace
1	A	1514	Total	C	N	O	P	0	0	0
			32534	14482	6022	10517	1513			

- Molecule 2 is a protein called 30S RIBOSOMAL PROTEIN S2.

Mol	Chain	Residues	Atoms		ZeroOcc	AltConf	Trace
2	B	249	Total	C	0	0	249
			249	249			

- Molecule 3 is a protein called 30S RIBOSOMAL PROTEIN S3.

Mol	Chain	Residues	Atoms		ZeroOcc	AltConf	Trace
3	C	206	Total	C	0	0	206
			206	206			

- Molecule 4 is a protein called 30S RIBOSOMAL PROTEIN S4.

Mol	Chain	Residues	Atoms		ZeroOcc	AltConf	Trace
4	D	208	Total	C	0	0	208
			208	208			

- Molecule 5 is a protein called 30S RIBOSOMAL PROTEIN S5.

Mol	Chain	Residues	Atoms		ZeroOcc	AltConf	Trace
5	E	156	Total	C	0	0	156
			156	156			

- Molecule 6 is a protein called 30S RIBOSOMAL PROTEIN S6.

Mol	Chain	Residues	Atoms		ZeroOcc	AltConf	Trace
6	F	101	Total	C	0	0	101
			101	101			

- Molecule 7 is a protein called 30S RIBOSOMAL PROTEIN S7.

Mol	Chain	Residues	Atoms	ZeroOcc	AltConf	Trace
7	G	155	Total C 155 155	0	0	155

- Molecule 8 is a protein called 30S RIBOSOMAL PROTEIN S8.

Mol	Chain	Residues	Atoms	ZeroOcc	AltConf	Trace
8	H	138	Total C 138 138	0	0	138

- Molecule 9 is a protein called 30S RIBOSOMAL PROTEIN S9.

Mol	Chain	Residues	Atoms	ZeroOcc	AltConf	Trace
9	I	127	Total C 127 127	0	0	127

- Molecule 10 is a protein called 30S RIBOSOMAL PROTEIN S10.

Mol	Chain	Residues	Atoms	ZeroOcc	AltConf	Trace
10	J	98	Total C 98 98	0	0	98

- Molecule 11 is a protein called 30S RIBOSOMAL PROTEIN S11.

Mol	Chain	Residues	Atoms	ZeroOcc	AltConf	Trace
11	K	123	Total C 123 123	0	0	123

- Molecule 12 is a protein called 30S RIBOSOMAL PROTEIN S12.

Mol	Chain	Residues	Atoms	ZeroOcc	AltConf	Trace
12	L	131	Total C 131 131	0	0	131

- Molecule 13 is a protein called 30S RIBOSOMAL PROTEIN S13.

Mol	Chain	Residues	Atoms	ZeroOcc	AltConf	Trace
13	M	93	Total C 93 93	0	0	93

- Molecule 14 is a protein called 30S RIBOSOMAL PROTEIN S14.

Mol	Chain	Residues	Atoms	ZeroOcc	AltConf	Trace
14	N	60	Total C 60 60	0	0	60

- Molecule 15 is a protein called 30S RIBOSOMAL PROTEIN S15.

Mol	Chain	Residues	Atoms	ZeroOcc	AltConf	Trace
15	O	88	Total C 88 88	0	0	88

- Molecule 16 is a protein called 30S RIBOSOMAL PROTEIN S16.

Mol	Chain	Residues	Atoms	ZeroOcc	AltConf	Trace
16	P	88	Total C 88 88	0	0	88

- Molecule 17 is a protein called 30S RIBOSOMAL PROTEIN S17.

Mol	Chain	Residues	Atoms	ZeroOcc	AltConf	Trace
17	Q	104	Total C 104 104	0	0	104

- Molecule 18 is a protein called 30S RIBOSOMAL PROTEIN S18.

Mol	Chain	Residues	Atoms	ZeroOcc	AltConf	Trace
18	R	82	Total C 82 82	0	0	82

- Molecule 19 is a protein called 30S RIBOSOMAL PROTEIN S19.

Mol	Chain	Residues	Atoms	ZeroOcc	AltConf	Trace
19	S	80	Total C 80 80	0	0	80

- Molecule 20 is a protein called 30S RIBOSOMAL PROTEIN S20.

Mol	Chain	Residues	Atoms	ZeroOcc	AltConf	Trace
20	T	99	Total C 99 99	0	0	99

- Molecule 21 is a protein called 30S RIBOSOMAL PROTEIN THX.

Mol	Chain	Residues	Atoms	ZeroOcc	AltConf	Trace
21	U	24	Total C 24 24	0	0	24

- Molecule 22 is a protein called TRANSLATION INITIATION FACTOR IF3.

Mol	Chain	Residues	Atoms	ZeroOcc	AltConf	Trace
22	V	86	Total C 86 86	0	0	86

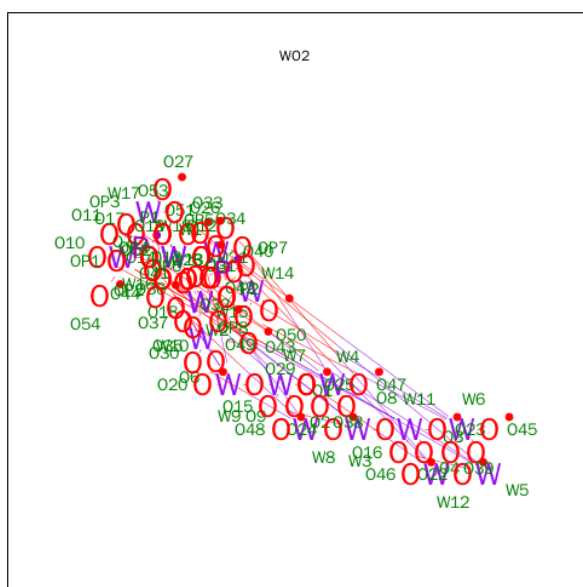
- Molecule 23 is MAGNESIUM ION (three-letter code: MG) (formula: Mg).

Mol	Chain	Residues	Atoms	ZeroOcc	AltConf
23	P	1	Total Mg 1 1	0	0
23	G	1	Total Mg 1 1	0	0
23	J	1	Total Mg 1 1	0	0
23	Q	2	Total Mg 2 2	0	0
23	D	2	Total Mg 2 2	0	0
23	K	1	Total Mg 1 1	0	0
23	E	1	Total Mg 1 1	0	0
23	A	62	Total Mg 62 62	0	0
23	T	3	Total Mg 3 3	0	0
23	L	1	Total Mg 1 1	0	0

- Molecule 24 is ZINC ION (three-letter code: ZN) (formula: Zn).

Mol	Chain	Residues	Atoms	ZeroOcc	AltConf
24	D	1	Total Zn 1 1	0	0
24	N	1	Total Zn 1 1	0	0

- Molecule 25 is OCTADECATUNGSTENYL DIPHOSPHATE (three-letter code: WO2) (formula: O₆₂P₂W₁₈).



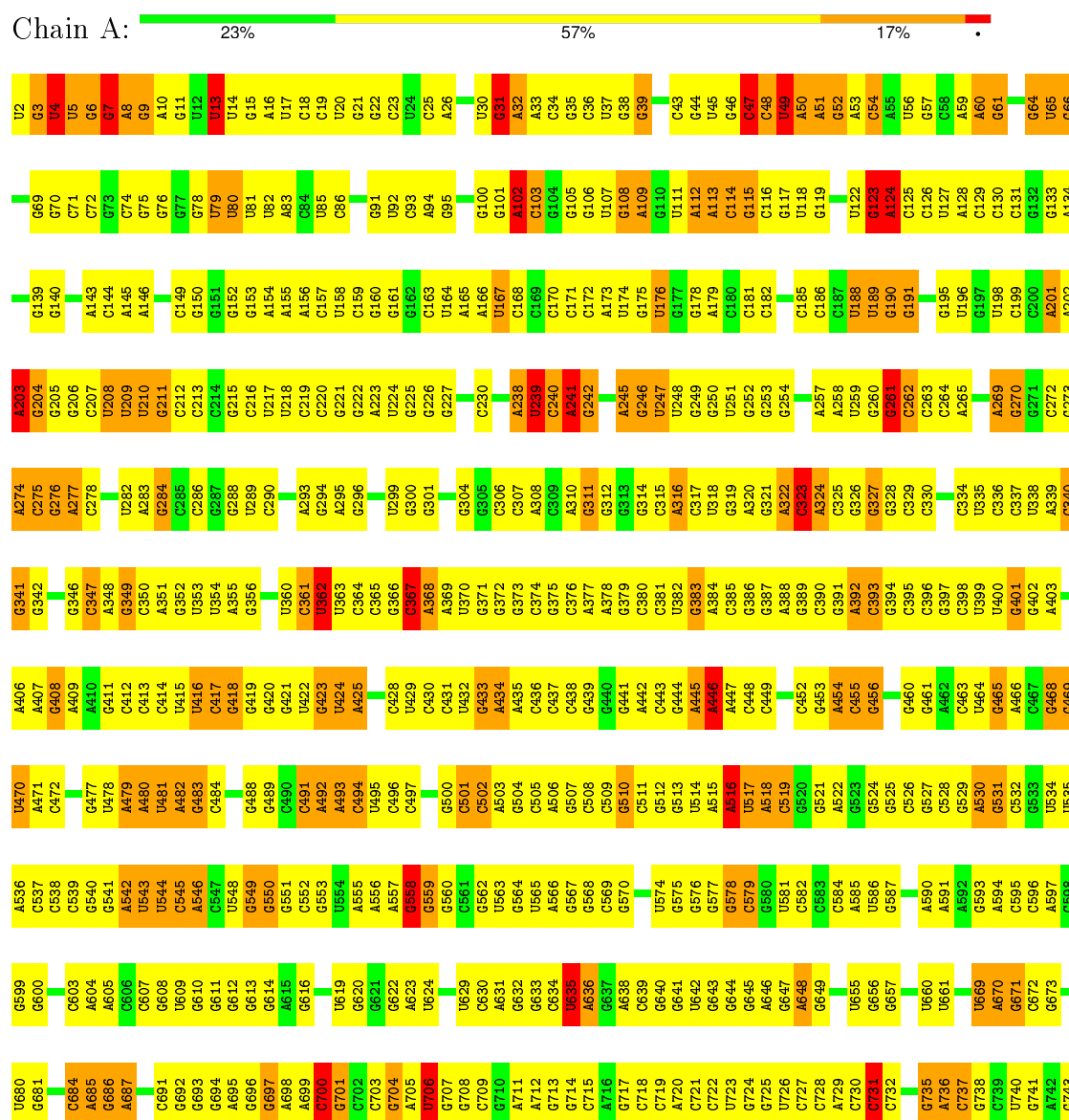
Mol	Chain	Residues	Atoms				ZeroOcc	AltConf
25	B	1	Total 82	O 62	P 2	W 18	0	0
25	B	1	Total 82	O 62	P 2	W 18	0	0
25	A	1	Total 82	O 62	P 2	W 18	0	0
25	B	1	Total 82	O 62	P 2	W 18	0	0
25	E	1	Total 82	O 62	P 2	W 18	0	0
25	A	1	Total 82	O 62	P 2	W 18	0	0
25	J	1	Total 82	O 62	P 2	W 18	0	0
25	H	1	Total 82	O 62	P 2	W 18	0	0
25	A	1	Total 82	O 62	P 2	W 18	0	0
25	E	1	Total 82	O 62	P 2	W 18	0	0
25	T	1	Total 82	O 62	P 2	W 18	0	0
25	K	1	Total 82	O 62	P 2	W 18	0	0


3 Residue-property plots

These plots are drawn for all protein, RNA and DNA chains in the entry. The first graphic for a chain summarises the proportions of errors displayed in the second graphic. The second graphic shows the sequence view annotated by issues in geometry and electron density. Residues are color-coded according to the number of geometric quality criteria for which they contain at least one outlier: green = 0, yellow = 1, orange = 2 and red = 3 or more. A red dot above a residue indicates a poor fit to the electron density ($RSRZ > 2$). Stretches of 2 or more consecutive residues without any outlier are shown as a green connector. Residues present in the sample, but not in the model, are shown in grey.

Note EDS was not executed.

• Molecule 1: 16S rRNA





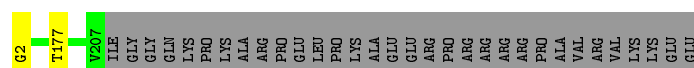
• Molecule 2: 30S RIBOSOMAL PROTEIN S2

Chain B: 97%



• Molecule 3: 30S RIBOSOMAL PROTEIN S3

Chain C: 86% 13%



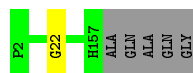
- Molecule 4: 30S RIBOSOMAL PROTEIN S4

Chain D:  100%

There are no outlier residues recorded for this chain.

- Molecule 5: 30S RIBOSOMAL PROTEIN S5

Chain E:  96%



- Molecule 6: 30S RIBOSOMAL PROTEIN S6

Chain F:  100%

There are no outlier residues recorded for this chain.

- Molecule 7: 30S RIBOSOMAL PROTEIN S7

Chain G:  100%

There are no outlier residues recorded for this chain.

- Molecule 8: 30S RIBOSOMAL PROTEIN S8

Chain H:  100%

There are no outlier residues recorded for this chain.

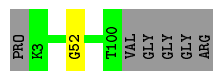
- Molecule 9: 30S RIBOSOMAL PROTEIN S9

Chain I:  99%



- Molecule 10: 30S RIBOSOMAL PROTEIN S10

Chain J:  93%



- Molecule 11: 30S RIBOSOMAL PROTEIN S11

Chain K:  95%





- Molecule 12: 30S RIBOSOMAL PROTEIN S12

Chain L:  100%

There are no outlier residues recorded for this chain.

- Molecule 13: 30S RIBOSOMAL PROTEIN S13

Chain M:  74% 26%



- Molecule 14: 30S RIBOSOMAL PROTEIN S14

Chain N:  100%

There are no outlier residues recorded for this chain.

- Molecule 15: 30S RIBOSOMAL PROTEIN S15

Chain O:  100%

There are no outlier residues recorded for this chain.

- Molecule 16: 30S RIBOSOMAL PROTEIN S16

Chain P:  100%

There are no outlier residues recorded for this chain.


- Molecule 17: 30S RIBOSOMAL PROTEIN S17

Chain Q:  100%

There are no outlier residues recorded for this chain.


- Molecule 18: 30S RIBOSOMAL PROTEIN S18

Chain R:  92% 6%




- Molecule 19: 30S RIBOSOMAL PROTEIN S19

Chain S:  87% 13%



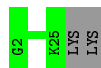
- Molecule 20: 30S RIBOSOMAL PROTEIN S20

Chain T:  93% 6%



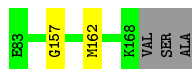
- Molecule 21: 30S RIBOSOMAL PROTEIN THX

Chain U: 92% 8%



- Molecule 22: TRANSLATION INITIATION FACTOR IF3

Chain V: 94% . .



4 Data and refinement statistics

Xtriage (Phenix) and EDS were not executed - this section will therefore be incomplete.

Property	Value	Source
Space group	P 41 21 2	Depositor
Cell constants a, b, c, α , β , γ	407.50 Å 407.50 Å 174.80 Å 90.00° 90.00° 90.00°	Depositor
Resolution (Å)	35.00 – 4.20	Depositor
% Data completeness (in resolution range)	(Not available) (35.00-4.20)	Depositor
R_{merge}	0.10	Depositor
R_{sym}	(Not available)	Depositor
Refinement program	CNS 0.9	Depositor
R, R_{free}	0.205 , 0.264	Depositor
Estimated twinning fraction	No twinning to report.	Xtriage
Total number of atoms	36091	wwPDB-VP
Average B, all atoms (Å ²)	86.0	wwPDB-VP

5 Model quality [i](#)

5.1 Standard geometry [i](#)

Bond lengths and bond angles in the following residue types are not validated in this section: ZN, MG, WO2

The Z score for a bond length (or angle) is the number of standard deviations the observed value is removed from the expected value. A bond length (or angle) with $|Z| > 5$ is considered an outlier worth inspection. RMSZ is the root-mean-square of all Z scores of the bond lengths (or angles).

Mol	Chain	Bond lengths		Bond angles	
		RMSZ	$\# Z > 5$	RMSZ	$\# Z > 5$
1	A	0.31	1/36417 (0.0%)	0.78	40/56838 (0.1%)

Chiral center outliers are detected by calculating the chiral volume of a chiral center and verifying if the center is modelled as a planar moiety or with the opposite hand. A planarity outlier is detected by checking planarity of atoms in a peptide group, atoms in a mainchain group or atoms of a sidechain that are expected to be planar.

Mol	Chain	#Chirality outliers	#Planarity outliers
1	A	0	18

All (1) bond length outliers are listed below:

Mol	Chain	Res	Type	Atoms	Z	Observed(Å)	Ideal(Å)
1	A	4	U	O3'-P	-10.33	1.48	1.61

All (40) bond angle outliers are listed below:

Mol	Chain	Res	Type	Atoms	Z	Observed(°)	Ideal(°)
1	A	261	G	C2'-C3'-O3'	8.20	127.53	109.50
1	A	323	C	N1-C1'-C2'	7.94	124.32	114.00
1	A	558	G	N9-C1'-C2'	7.21	123.37	114.00
1	A	241	A	N9-C1'-C2'	7.13	123.28	114.00
1	A	700	C	N1-C1'-C2'	6.81	122.85	114.00
1	A	700	C	C2'-C3'-O3'	6.63	124.30	113.70
1	A	1162	G	N9-C1'-C2'	6.43	122.36	114.00
1	A	1261	A	N9-C1'-C2'	6.39	122.31	114.00
1	A	636	A	N9-C1'-C2'	6.35	122.25	114.00
1	A	635	U	N1-C1'-C2'	6.32	122.22	114.00
1	A	849	A	N9-C1'-C2'	6.30	122.19	114.00
1	A	7	G	N9-C1'-C2'	6.22	122.08	114.00

Continued on next page...

Continued from previous page...

Mol	Chain	Res	Type	Atoms	Z	Observed(°)	Ideal(°)
1	A	31	G	N9-C1'-C2'	6.17	122.02	114.00
1	A	367	C	N1-C1'-C2'	6.09	121.91	114.00
1	A	937	U	N1-C1'-C2'	6.02	121.83	114.00
1	A	1280	A	N9-C1'-C2'	5.99	121.78	114.00
1	A	102	A	N9-C1'-C2'	5.96	121.74	114.00
1	A	13	U	N1-C1'-C2'	5.91	121.68	114.00
1	A	1481	G	N9-C1'-C2'	5.87	121.63	114.00
1	A	362	U	N1-C1'-C2'	5.75	121.47	114.00
1	A	494	C	N1-C1'-C2'	5.64	121.33	114.00
1	A	123	G	C2'-C3'-O3'	5.63	122.71	113.70
1	A	735	G	N9-C1'-C2'	5.63	121.32	114.00
1	A	49	U	N1-C1'-C2'	5.54	121.20	114.00
1	A	1076	G	N9-C1'-C2'	5.49	121.13	114.00
1	A	798	A	N9-C1'-C2'	5.48	121.13	114.00
1	A	731	C	N1-C1'-C2'	5.48	121.12	114.00
1	A	1282	U	N1-C1'-C2'	5.45	121.08	114.00
1	A	446	A	N9-C1'-C2'	5.39	121.00	114.00
1	A	261	G	C5'-C4'-C3'	-5.37	107.41	116.00
1	A	953	G	N9-C1'-C2'	5.35	120.95	114.00
1	A	1206	A	C2'-C3'-O3'	5.35	122.26	113.70
1	A	261	G	N9-C1'-C2'	5.34	120.94	114.00
1	A	1278	C	N1-C1'-C2'	5.32	120.92	114.00
1	A	124	A	N9-C1'-C2'	5.24	120.81	114.00
1	A	1111	C	C2'-C3'-O3'	5.12	121.89	113.70
1	A	1303	C	N1-C1'-C2'	5.11	120.64	114.00
1	A	636	A	O4'-C1'-N9	5.09	112.27	108.20
1	A	1035	G	O4'-C1'-N9	5.08	112.26	108.20
1	A	850	A	N9-C1'-C2'	5.02	120.52	114.00

There are no chirality outliers.

All (18) planarity outliers are listed below:

Mol	Chain	Res	Type	Group
1	A	1121	G	Sidechain
1	A	1261	A	Sidechain
1	A	13	U	Sidechain
1	A	1479	A	Sidechain
1	A	1481	G	Sidechain
1	A	1513	C	Sidechain
1	A	203	A	Sidechain
1	A	239	U	Sidechain
1	A	241	A	Sidechain

Continued on next page...

Continued from previous page...

Mol	Chain	Res	Type	Group
1	A	31	G	Sidechain
1	A	346	G	Sidechain
1	A	47	C	Sidechain
1	A	516	A	Sidechain
1	A	558	G	Sidechain
1	A	635	U	Sidechain
1	A	669	U	Sidechain
1	A	706	U	Sidechain
1	A	968	U	Sidechain

5.2 Too-close contacts [i](#)

In the following table, the Non-H and H(model) columns list the number of non-hydrogen atoms and hydrogen atoms in the chain respectively. The H(added) column lists the number of hydrogen atoms added and optimized by MolProbity. The Clashes column lists the number of clashes within the asymmetric unit, whereas Symm-Clashes lists symmetry related clashes.

Mol	Chain	Non-H	H(model)	H(added)	Clashes	Symm-Clashes
1	A	32534	0	16424	1381	1
2	B	249	0	0	1	0
3	C	206	0	0	2	0
4	D	208	0	0	0	0
5	E	156	0	0	1	0
6	F	101	0	0	0	0
7	G	155	0	0	0	0
8	H	138	0	0	0	0
9	I	127	0	0	0	0
10	J	98	0	0	1	0
11	K	123	0	0	2	0
12	L	131	0	0	0	0
13	M	93	0	0	0	0
14	N	60	0	0	0	0
15	O	88	0	0	0	0
16	P	88	0	0	0	0
17	Q	104	0	0	0	0
18	R	82	0	0	1	0
19	S	80	0	0	0	0
20	T	99	0	0	0	1
21	U	24	0	0	0	0
22	V	86	0	0	1	0
23	A	62	0	0	0	0
23	D	2	0	0	0	0

Continued on next page...

Continued from previous page...

Mol	Chain	Non-H	H(model)	H(added)	Clashes	Symm-Clashes
23	E	1	0	0	0	0
23	G	1	0	0	0	0
23	J	1	0	0	0	0
23	K	1	0	0	0	0
23	L	1	0	0	0	0
23	P	1	0	0	0	0
23	Q	2	0	0	0	0
23	T	3	0	0	0	0
24	D	1	0	0	0	0
24	N	1	0	0	0	0
25	A	246	0	0	0	0
25	B	246	0	0	1	0
25	E	164	0	0	0	0
25	H	82	0	0	0	0
25	J	82	0	0	0	0
25	K	82	0	0	2	1
25	T	82	0	0	0	0
All	All	36091	0	16424	1386	2

The all-atom clashscore is defined as the number of clashes found per 1000 atoms (including hydrogen atoms). The all-atom clashscore for this structure is 27.

All (1386) close contacts within the same asymmetric unit are listed below, sorted by their clash magnitude.

Atom-1	Atom-2	Interatomic distance (Å)	Clash overlap (Å)
1:A:530:A:H4'	1:A:531:G:O5'	1.51	1.07
1:A:238:A:H4'	1:A:239:U:C5'	1.87	1.03
1:A:1511:A:H5''	1:A:1512:C:H5	1.24	1.02
1:A:1381:C:H4'	1:A:1382:C:O5'	1.60	0.99
1:A:411:G:H1	1:A:422:U:H3	1.10	0.99
1:A:1098:C:H2'	1:A:1099:G:H5''	1.46	0.98
1:A:1494:G:H5'	1:A:1494:G:H8	1.32	0.95
1:A:465:G:HO2'	1:A:466:A:H8	1.00	0.94
1:A:411:G:H2'	1:A:412:C:C6	2.03	0.94
1:A:1487:U:H3	1:A:1502:G:H1	1.11	0.94
1:A:1511:A:H5''	1:A:1512:C:C5	2.02	0.93
1:A:904:G:H1	1:A:1372:U:H3	1.01	0.93
1:A:649:G:H1	1:A:723:U:H3	1.06	0.93
1:A:775:A:O2'	1:A:776:U:H5'	1.68	0.93
1:A:424:U:O2'	1:A:425:A:H5''	1.69	0.92
1:A:647:G:H22	1:A:724:G:H1	1.16	0.92

Continued on next page...

Continued from previous page...

Atom-1	Atom-2	Interatomic distance (Å)	Clash overlap (Å)
1:A:981:G:C2	1:A:982:A:H1'	2.04	0.92
1:A:923:A:H2'	1:A:924:G:H8	1.35	0.92
1:A:902:G:H1	1:A:1373:U:H3	1.04	0.91
1:A:1083:A:H4'	1:A:1084:A:O5'	1.70	0.91
1:A:863:G:H1	1:A:888:U:H3	0.92	0.91
1:A:761:G:H1	1:A:787:U:H3	1.19	0.90
1:A:576:G:H1	1:A:629:U:H3	1.19	0.90
1:A:288:G:H1	1:A:299:U:H3	1.16	0.88
1:A:937:U:H3	1:A:1206:A:H62	1.18	0.88
1:A:549:G:H4'	1:A:550:G:OP1	1.71	0.87
1:A:923:A:H2'	1:A:924:G:C8	2.10	0.87
1:A:981:G:N2	1:A:982:A:H1'	1.88	0.87
1:A:1402:C:H2'	1:A:1403:G:H8	1.38	0.87
1:A:371:G:H1	1:A:382:U:H3	0.89	0.86
1:A:1207:C:H4'	1:A:1208:A:OP1	1.76	0.86
1:A:190:G:H4'	1:A:191:G:OP2	1.75	0.86
1:A:60:A:H4'	1:A:61:G:O5'	1.76	0.85
1:A:669:U:O4	1:A:686:G:H1'	1.76	0.85
1:A:123:G:H4'	1:A:124:A:C5'	2.05	0.85
1:A:261:G:H22	1:A:265:A:H62	1.22	0.85
1:A:2:U:H4'	1:A:3:G:N2	1.90	0.85
1:A:660:U:H2'	1:A:661:U:C6	2.10	0.85
1:A:562:G:H5'	1:A:711:A:H1'	1.57	0.85
1:A:245:A:H4'	1:A:246:G:O5'	1.75	0.84
1:A:4:U:H4'	1:A:5:U:OP1	1.74	0.84
1:A:899:G:H2'	1:A:900:A:C8	2.12	0.84
1:A:655:U:H3	1:A:717:G:H1	1.22	0.84
1:A:1003:U:H2'	1:A:1004:G:C8	2.13	0.83
1:A:831:G:H3'	1:A:848:U:H3	1.40	0.83
1:A:1228:U:O2'	1:A:1229:A:H5'	1.78	0.83
1:A:6:G:H4'	1:A:293:A:H4'	1.60	0.83
1:A:1417:G:H2'	1:A:1418:U:C6	2.14	0.83
1:A:505:C:O4'	1:A:519:C:H4'	1.78	0.83
1:A:669:U:H5	1:A:686:G:H21	1.23	0.83
1:A:1220:A:H1'	1:A:1222:G:C4	2.13	0.83
1:A:1211:C:O2'	1:A:1212:G:H5'	1.77	0.83
1:A:1206:A:C2'	1:A:1207:C:H5'	2.08	0.82
1:A:322:A:H4'	1:A:323:C:OP1	1.77	0.82
1:A:275:C:H4'	1:A:276:G:OP2	1.78	0.82
1:A:442:A:H62	1:A:470:U:H3	1.27	0.82
1:A:1176:C:H3'	1:A:1177:U:C5'	2.09	0.82

Continued on next page...

Continued from previous page...

Atom-1	Atom-2	Interatomic distance (Å)	Clash overlap (Å)
1:A:483:G:H2'	1:A:484:C:C6	2.15	0.81
1:A:1218:C:H3'	1:A:1219:A:H5'	1.61	0.81
1:A:400:U:H3'	1:A:401:G:H5'	1.62	0.81
1:A:563:U:H3	1:A:744:G:H1	1.29	0.81
1:A:995:G:H2'	1:A:996:C:C6	2.15	0.80
1:A:1217:A:H2'	1:A:1218:C:C6	2.16	0.80
1:A:1345:A:H1'	1:A:1347:G:N7	1.95	0.79
1:A:968:U:O4	1:A:1193:U:H1'	1.80	0.79
11:K:7:LYS:CA	25:K:1014:WO2:O44	2.30	0.79
1:A:1098:C:C2'	1:A:1099:G:H5''	2.13	0.79
1:A:696:G:H2'	1:A:697:G:C8	2.17	0.79
1:A:1464:G:O2'	1:A:1465:G:H5'	1.83	0.79
1:A:1114:C:H2'	1:A:1115:G:C8	2.18	0.79
1:A:347:C:H4'	1:A:349:G:OP1	1.83	0.78
1:A:1206:A:H2'	1:A:1207:C:H5'	1.64	0.78
1:A:803:U:H4'	1:A:804:G:OP2	1.82	0.78
1:A:1388:U:H2'	1:A:1389:C:C6	2.19	0.78
1:A:949:C:O2'	1:A:950:G:H5'	1.83	0.78
1:A:94:A:O2'	1:A:95:G:H5'	1.84	0.77
1:A:100:G:H2'	1:A:101:G:H5'	1.65	0.77
1:A:1012:A:H2'	1:A:1013:G:H5'	1.64	0.77
1:A:1402:C:H2'	1:A:1403:G:C8	2.19	0.77
1:A:433:G:H4'	1:A:434:A:OP1	1.83	0.77
1:A:123:G:H4'	1:A:124:A:H5''	1.64	0.77
1:A:368:A:H1'	1:A:465:G:N3	2.00	0.76
1:A:238:A:H4'	1:A:239:U:H5'	1.68	0.76
1:A:167:U:H5'	1:A:203:A:O4'	1.84	0.76
1:A:1328:G:N2	1:A:1355:G:H2'	2.01	0.76
1:A:937:U:H3	1:A:1206:A:N6	1.83	0.75
1:A:3:G:N7	1:A:595:C:H1'	2.01	0.75
1:A:1046:G:H4'	1:A:1047:U:C5'	2.16	0.75
1:A:1205:G:N2	1:A:1344:C:O2	2.19	0.75
1:A:1176:C:H3'	1:A:1177:U:H5'	1.67	0.75
1:A:105:G:H5'	1:A:384:A:H4'	1.68	0.75
1:A:700:C:O2'	1:A:701:G:OP2	2.04	0.75
1:A:1177:U:OP1	1:A:1178:G:H5'	1.86	0.75
1:A:635:U:O4	1:A:735:G:H2'	1.87	0.75
1:A:505:C:H2'	1:A:506:A:H5'	1.69	0.74
1:A:35:G:H2'	1:A:36:C:C6	2.22	0.74
1:A:1510:C:H4'	1:A:1512:C:N4	2.03	0.74
1:A:647:G:H2'	1:A:649:G:OP1	1.87	0.74

Continued on next page...

Continued from previous page...

Atom-1	Atom-2	Interatomic distance (Å)	Clash overlap (Å)
1:A:261:G:H4'	1:A:262:C:C5	2.23	0.74
1:A:801:G:H3'	1:A:802:A:C5'	2.18	0.73
1:A:1397:G:H1	1:A:1462:U:H3	1.33	0.73
1:A:340:C:H5'	1:A:341:G:C5	2.24	0.73
1:A:1046:G:H4'	1:A:1047:U:H5''	1.71	0.73
1:A:496:C:H2'	1:A:497:C:C6	2.24	0.73
1:A:453:G:C6	1:A:455:C:H5'	2.22	0.73
1:A:842:A:H2'	1:A:843:C:C6	2.23	0.73
1:A:578:G:H5''	1:A:579:C:OP1	1.88	0.73
1:A:1494:G:H5'	1:A:1494:G:C8	2.22	0.73
1:A:1337:G:H2'	1:A:1338:A:C8	2.23	0.73
1:A:785:A:H2'	1:A:786:G:H5'	1.69	0.73
1:A:435:A:H3'	1:A:436:C:C6	2.24	0.73
1:A:1267:A:C3'	1:A:1268:A:H5''	2.19	0.73
1:A:19:C:O2'	1:A:20:U:H5'	1.89	0.72
1:A:260:G:C2'	1:A:261:G:H5'	2.19	0.72
1:A:500:G:C6	1:A:514:U:H1'	2.24	0.72
1:A:807:C:H2'	1:A:808:G:H8	1.54	0.72
1:A:45:U:H2'	1:A:46:G:H8	1.52	0.72
1:A:1215:C:H1'	1:A:1346:U:O2	1.90	0.72
1:A:995:G:H2'	1:A:996:C:H6	1.53	0.72
1:A:114:C:H5'	1:A:115:G:OP1	1.89	0.72
1:A:1505:U:HO2'	1:A:1506:G:H3'	1.53	0.72
1:A:217:U:H2'	1:A:218:U:C6	2.24	0.72
1:A:240:C:C2'	1:A:241:A:H5'	2.19	0.72
1:A:1267:A:C2'	1:A:1268:A:H5''	2.19	0.72
1:A:156:A:H2'	1:A:157:C:H5'	1.70	0.72
1:A:937:U:O2'	1:A:938:U:OP2	2.07	0.72
1:A:153:G:H2'	1:A:155:A:OP2	1.88	0.72
1:A:1115:G:H2'	1:A:1116:G:H8	1.53	0.72
1:A:1393:C:H2'	1:A:1394:C:C6	2.25	0.71
1:A:1419:C:H2'	1:A:1420:G:H8	1.55	0.71
1:A:105:G:H4'	1:A:384:A:H5''	1.70	0.71
1:A:539:C:O2'	1:A:540:G:H5'	1.91	0.71
1:A:1454:C:H2'	1:A:1455:C:O4'	1.91	0.71
1:A:1506:G:H4'	1:A:1507:G:OP2	1.91	0.70
1:A:1267:A:H2'	1:A:1268:A:H5''	1.72	0.70
1:A:340:C:H5'	1:A:341:G:C4	2.26	0.70
1:A:482:A:O2'	1:A:483:G:C8	2.44	0.70
1:A:994:A:H2'	1:A:995:G:O4'	1.92	0.70
1:A:800:C:H1'	1:A:802:A:H5'	1.74	0.70

Continued on next page...

Continued from previous page...

Atom-1	Atom-2	Interatomic distance (Å)	Clash overlap (Å)
1:A:248:U:H2'	1:A:249:G:H8	1.56	0.70
1:A:801:G:H3'	1:A:802:A:H5''	1.74	0.70
1:A:454:A:C2'	1:A:455:C:H5''	2.22	0.70
1:A:408:G:H2'	1:A:423:G:N2	2.06	0.70
1:A:1076:G:H5''	1:A:1077:U:H5	1.56	0.70
1:A:269:A:O2'	1:A:270:G:H8	1.75	0.70
1:A:463:C:H2'	1:A:464:U:O4'	1.92	0.69
1:A:1346:U:O2'	1:A:1347:G:OP1	2.08	0.69
1:A:468:G:H4'	1:A:469:G:O5'	1.91	0.69
1:A:1068:U:H3	1:A:1081:G:H22	1.40	0.69
1:A:1163:G:O2'	1:A:1164:A:OP2	2.10	0.69
1:A:119:G:H5'	1:A:616:G:N2	2.06	0.69
1:A:108:G:H1'	1:A:109:A:N7	2.07	0.69
1:A:251:U:H2'	1:A:252:G:C8	2.27	0.69
1:A:819:G:H1	1:A:827:U:H3	1.40	0.69
1:A:790:A:H2'	1:A:791:C:C6	2.28	0.69
1:A:869:A:O2'	1:A:1397:G:H4'	1.93	0.69
1:A:684:C:O2'	1:A:685:A:OP2	2.10	0.69
1:A:264:C:H2'	1:A:265:A:C8	2.26	0.69
1:A:379:G:H2'	1:A:380:C:H6	1.56	0.69
1:A:838:G:O2'	1:A:839:C:H5'	1.93	0.69
1:A:8:A:H4'	1:A:9:G:OP1	1.93	0.69
1:A:1162:G:O2'	1:A:1163:G:O5'	2.10	0.69
1:A:501:C:H3'	1:A:513:G:H8	1.58	0.68
1:A:515:A:H2'	1:A:516:A:H5'	1.76	0.68
1:A:1384:C:H2'	1:A:1385:C:C6	2.27	0.68
1:A:911:C:H5'	1:A:912:A:OP1	1.92	0.68
1:A:1222:G:H2'	1:A:1223:C:C6	2.28	0.68
1:A:100:G:C2'	1:A:101:G:H5'	2.23	0.68
1:A:1111:C:O5'	1:A:1112:A:H5'	1.93	0.68
1:A:422:U:H1'	1:A:524:G:OP1	1.94	0.68
1:A:195:G:H2'	1:A:196:U:C6	2.29	0.68
1:A:1332:U:H2'	1:A:1333:C:C6	2.27	0.68
1:A:483:G:H2'	1:A:484:C:H6	1.59	0.68
1:A:92:U:H2'	1:A:93:C:C6	2.28	0.68
1:A:800:C:H4'	1:A:801:G:O5'	1.94	0.68
1:A:775:A:O2'	1:A:776:U:C5'	2.42	0.68
1:A:385:C:H2'	1:A:386:G:C8	2.29	0.68
1:A:1150:A:H2'	1:A:1151:A:C8	2.28	0.68
1:A:398:C:O2'	1:A:399:U:H5'	1.94	0.68
1:A:22:G:H4'	1:A:862:G:C8	2.29	0.68

Continued on next page...

Continued from previous page...

Atom-1	Atom-2	Interatomic distance (Å)	Clash overlap (Å)
1:A:832:G:H8	1:A:848:U:O4	1.77	0.68
1:A:435:A:H3'	1:A:436:C:H6	1.59	0.68
1:A:240:C:H2'	1:A:241:A:H5'	1.75	0.68
1:A:1487:U:H2'	1:A:1488:G:C8	2.29	0.68
1:A:175:G:O2'	1:A:176:U:H5'	1.94	0.68
1:A:264:C:H2'	1:A:265:A:H8	1.58	0.67
1:A:563:U:H2'	1:A:564:G:O4'	1.94	0.67
1:A:454:A:O2'	1:A:455:C:H5''	1.94	0.67
1:A:1409:U:H2'	1:A:1410:A:C8	2.29	0.67
1:A:848:U:H5''	1:A:849:A:OP2	1.95	0.67
1:A:1505:U:O2'	1:A:1506:G:H3'	1.94	0.67
1:A:143:A:H2'	1:A:144:C:C6	2.30	0.67
1:A:209:U:H5''	1:A:210:U:OP1	1.95	0.67
1:A:1419:C:H42	1:A:1441:G:H1	1.43	0.67
1:A:1221:U:H4'	1:A:1222:G:OP2	1.94	0.67
1:A:17:U:H4'	1:A:1062:A:O4'	1.94	0.67
1:A:1205:G:H4'	1:A:1206:A:OP1	1.94	0.67
1:A:669:U:C4	1:A:670:A:N7	2.62	0.67
1:A:1199:C:H2'	1:A:1200:U:C6	2.29	0.67
1:A:282:U:O2'	1:A:283:A:H5'	1.94	0.67
1:A:1267:A:H3'	1:A:1268:A:H5''	1.76	0.67
1:A:1287:A:H62	1:A:1312:G:H1'	1.60	0.67
1:A:1182:A:O2'	1:A:1183:G:OP2	2.12	0.67
1:A:16:A:N1	1:A:896:A:H2	1.92	0.66
1:A:260:G:O2'	1:A:261:G:H5'	1.95	0.66
1:A:1270:A:H2'	1:A:1271:G:H5'	1.76	0.66
1:A:1111:C:O2'	1:A:1112:A:OP2	2.11	0.66
1:A:78:G:C3'	1:A:79:U:H5''	2.26	0.66
1:A:1026:A:H2'	1:A:1027:C:H5'	1.76	0.66
1:A:1303:C:O2'	1:A:1304:G:H5'	1.94	0.66
1:A:392:A:H3'	1:A:392:A:N3	2.10	0.66
1:A:3:G:O2'	1:A:4:U:O5'	2.08	0.66
1:A:402:G:H2'	1:A:403:A:H8	1.61	0.66
1:A:841:A:H2'	1:A:842:A:C8	2.31	0.65
1:A:45:U:H2'	1:A:46:G:C8	2.31	0.65
1:A:586:U:H2'	1:A:587:G:H8	1.62	0.65
1:A:488:G:H5'	1:A:517:U:H2'	1.78	0.65
1:A:1252:G:H2'	1:A:1253:G:H8	1.61	0.65
1:A:1318:G:H5''	1:A:1319:G:OP1	1.96	0.65
1:A:385:C:H2'	1:A:386:G:H8	1.60	0.65
1:A:542:A:O2'	1:A:543:U:OP2	2.12	0.65

Continued on next page...

Continued from previous page...

Atom-1	Atom-2	Interatomic distance (Å)	Clash overlap (Å)
1:A:711:A:H2'	1:A:712:A:C8	2.32	0.65
1:A:1252:G:H2'	1:A:1253:G:C8	2.32	0.65
1:A:1098:C:H2'	1:A:1099:G:C5'	2.22	0.65
1:A:655:U:O2'	1:A:656:G:H5'	1.97	0.65
1:A:1268:A:H2'	1:A:1269:A:C8	2.32	0.65
1:A:1419:C:H2'	1:A:1420:G:C8	2.32	0.65
1:A:371:G:H2'	1:A:372:G:H8	1.62	0.65
1:A:961:C:H42	1:A:1202:G:H1	1.45	0.65
1:A:823:C:H5''	1:A:824:U:OP1	1.97	0.65
1:A:1400:A:H2'	1:A:1401:G:H5'	1.78	0.65
1:A:16:A:N1	1:A:896:A:C2	2.65	0.64
1:A:352:G:O2'	1:A:353:U:H5'	1.96	0.64
1:A:633:G:O2'	1:A:634:C:H5'	1.97	0.64
1:A:1514:U:H2'	1:A:1515:C:N3	2.12	0.64
1:A:21:G:H2'	1:A:22:G:C8	2.32	0.64
1:A:1139:A:H5''	1:A:1140:C:OP1	1.97	0.64
1:A:825:C:H6	1:A:825:C:O5'	1.81	0.64
1:A:329:C:H2'	1:A:330:C:C6	2.33	0.64
1:A:731:C:OP2	1:A:731:C:H6	1.80	0.64
1:A:966:C:O2'	1:A:967:C:H5'	1.98	0.64
1:A:1109:G:N2	1:A:1128:A:H62	1.95	0.64
1:A:1286:G:H22	1:A:1312:G:H2'	1.61	0.64
1:A:1445:A:H2'	1:A:1446:G:O4'	1.96	0.64
1:A:238:A:H4'	1:A:239:U:O5'	1.94	0.64
1:A:888:U:O2'	1:A:1467:C:H4'	1.98	0.64
1:A:728:C:H5''	1:A:828:G:O2'	1.98	0.64
1:A:185:C:H2'	1:A:186:C:C6	2.33	0.64
1:A:1237:A:O3'	1:A:1238:U:H4'	1.98	0.64
1:A:670:A:H4'	1:A:671:G:O5'	1.97	0.64
1:A:69:G:H2'	1:A:70:G:H8	1.63	0.64
1:A:524:G:H2'	1:A:525:G:H8	1.63	0.64
1:A:350:C:H1'	1:A:383:G:H2'	1.80	0.64
1:A:1477:A:O2'	1:A:1478:C:H5'	1.97	0.63
1:A:539:C:C2'	1:A:540:G:H5'	2.28	0.63
1:A:611:G:O2'	1:A:612:G:H5'	1.96	0.63
1:A:707:G:O2'	1:A:708:G:H5'	1.98	0.63
1:A:295:A:H2'	1:A:296:G:O4'	1.98	0.63
1:A:411:G:H2'	1:A:412:C:H6	1.61	0.63
1:A:1056:G:H1	1:A:1065:U:H3	1.47	0.63
1:A:1471:G:O2'	1:A:1472:U:H5'	1.99	0.63
1:A:807:C:H2'	1:A:808:G:C8	2.32	0.63

Continued on next page...

Continued from previous page...

Atom-1	Atom-2	Interatomic distance (Å)	Clash overlap (Å)
1:A:116:C:H2'	1:A:117:G:H8	1.64	0.63
1:A:586:U:H2'	1:A:587:G:C8	2.33	0.63
1:A:1279:C:O2'	1:A:1280:A:OP2	2.13	0.63
1:A:387:G:H2'	1:A:388:A:C8	2.33	0.63
1:A:1408:C:O2'	1:A:1409:U:H5'	1.98	0.63
1:A:660:U:H2'	1:A:661:U:H6	1.64	0.63
1:A:269:A:HO2'	1:A:270:G:H8	1.44	0.63
1:A:946:A:C2'	1:A:947:C:H5'	2.28	0.63
1:A:594:A:H2	1:A:613:G:H22	1.46	0.63
1:A:1103:U:O2'	1:A:1104:U:H5'	1.99	0.63
1:A:1163:G:H4'	1:A:1164:A:O5'	1.99	0.63
1:A:1499:U:O2'	1:A:1500:G:H5'	1.99	0.63
1:A:574:U:H2'	1:A:575:G:H8	1.62	0.63
1:A:353:U:H2'	1:A:354:U:C6	2.34	0.63
1:A:50:A:O2'	1:A:52:G:C8	2.52	0.63
1:A:969:U:H4'	1:A:970:G:O5'	1.99	0.63
1:A:381:C:O2'	1:A:382:U:H5'	1.99	0.63
1:A:1504:C:O2'	1:A:1505:U:H5'	1.99	0.63
1:A:114:C:H41	1:A:230:C:H3'	1.64	0.63
1:A:1514:U:H4'	1:A:1515:C:OP1	1.99	0.63
1:A:327:G:H2'	1:A:328:G:H8	1.64	0.63
1:A:982:A:H5''	1:A:1003:U:C5	2.34	0.62
1:A:830:G:O2'	1:A:831:G:H5'	1.98	0.62
1:A:491:C:H5''	1:A:492:A:OP1	1.99	0.62
1:A:973:A:H2'	1:A:974:U:C6	2.34	0.62
1:A:951:A:H5'	1:A:952:A:OP1	1.99	0.62
1:A:1479:A:H2	1:A:1482:G:H22	1.46	0.62
1:A:1466:G:O2'	1:A:1467:C:H5'	1.99	0.62
1:A:809:C:H2'	1:A:810:U:C6	2.34	0.62
1:A:890:A:H4'	1:A:891:A:O5'	2.00	0.62
1:A:1056:G:H2'	1:A:1057:C:H6	1.63	0.62
1:A:79:U:H3	1:A:83:A:H62	1.47	0.62
1:A:1328:G:H21	1:A:1355:G:H2'	1.64	0.62
1:A:47:C:C6	1:A:360:U:H2'	2.33	0.62
1:A:568:G:O2'	1:A:856:C:H5''	1.99	0.62
1:A:763:A:O2'	1:A:764:A:H5''	1.99	0.62
1:A:251:U:H2'	1:A:252:G:H8	1.62	0.62
1:A:1056:G:H2'	1:A:1057:C:C6	2.34	0.62
1:A:1387:G:O2'	1:A:1388:U:H5'	1.99	0.62
1:A:203:A:C6	1:A:216:C:H4'	2.35	0.62
1:A:952:A:H4'	1:A:953:G:O5'	1.98	0.62

Continued on next page...

Continued from previous page...

Atom-1	Atom-2	Interatomic distance (Å)	Clash overlap (Å)
1:A:105:G:H21	1:A:349:G:H5'	1.65	0.62
1:A:802:A:H5''	1:A:803:U:OP2	1.98	0.62
1:A:1258:C:H2'	1:A:1259:U:H5'	1.81	0.62
1:A:371:G:H2'	1:A:372:G:O5'	2.00	0.62
1:A:441:G:O6	1:A:469:G:H2'	2.00	0.62
1:A:931:G:O2'	1:A:932:U:H5'	2.00	0.62
1:A:1410:A:H2'	1:A:1411:C:C6	2.35	0.61
1:A:1288:U:H2'	1:A:1289:U:C6	2.35	0.61
1:A:1119:C:H4'	1:A:1120:G:C2	2.35	0.61
1:A:1231:A:H2'	1:A:1232:A:C8	2.35	0.61
1:A:156:A:C2'	1:A:157:C:H5'	2.30	0.61
1:A:1026:A:H2'	1:A:1027:C:C5'	2.31	0.61
1:A:1304:G:H2'	1:A:1305:A:C8	2.35	0.61
1:A:1035:G:O6	1:A:1180:U:H2'	2.00	0.61
1:A:904:G:H4'	1:A:1480:A:N7	2.15	0.61
1:A:798:A:H62	1:A:1486:C:H1'	1.64	0.61
1:A:1139:A:H1'	1:A:1162:G:N2	2.15	0.61
1:A:463:C:O2'	1:A:464:U:H5'	2.00	0.61
1:A:1485:G:H2'	1:A:1486:C:H6	1.65	0.61
1:A:648:A:H2'	1:A:708:G:N2	2.16	0.61
1:A:705:A:H4'	1:A:706:U:H5	1.66	0.61
1:A:203:A:H1'	1:A:204:G:O4'	2.00	0.61
1:A:1265:C:H3'	1:A:1266:A:H8	1.65	0.61
1:A:720:A:H2'	1:A:721:C:C6	2.35	0.61
11:K:8:LYS:CA	25:K:1014:WO2:O37	2.48	0.61
1:A:185:C:H2'	1:A:186:C:H6	1.64	0.61
1:A:596:C:H2'	1:A:597:A:C8	2.36	0.61
1:A:1162:G:O2'	1:A:1163:G:C8	2.52	0.61
1:A:240:C:O2'	1:A:241:A:H5'	2.01	0.60
1:A:1084:A:H2'	1:A:1085:C:C6	2.35	0.60
1:A:609:U:H2'	1:A:610:G:H8	1.66	0.60
1:A:1464:G:C2'	1:A:1465:G:H5'	2.31	0.60
1:A:1108:U:H1'	1:A:1261:A:C6	2.36	0.60
1:A:172:C:O2'	1:A:173:A:H5'	2.01	0.60
1:A:248:U:H2'	1:A:249:G:C8	2.35	0.60
1:A:899:G:H2'	1:A:900:A:H8	1.62	0.60
1:A:379:G:H2'	1:A:380:C:C6	2.35	0.60
1:A:1311:U:H2'	1:A:1312:G:H5'	1.82	0.60
1:A:1018:G:H2'	1:A:1019:C:O4'	2.01	0.60
1:A:392:A:H5'	1:A:393:C:OP1	2.01	0.60
1:A:504:G:O2'	1:A:519:C:O2'	2.18	0.60

Continued on next page...

Continued from previous page...

Atom-1	Atom-2	Interatomic distance (Å)	Clash overlap (Å)
1:A:775:A:H2'	1:A:777:A:N7	2.17	0.60
1:A:1463:G:H2'	1:A:1464:G:C8	2.37	0.60
1:A:178:G:H2'	1:A:179:A:H8	1.67	0.60
1:A:496:C:H2'	1:A:497:C:H6	1.65	0.60
1:A:1304:G:H2'	1:A:1305:A:H8	1.67	0.60
1:A:51:A:O2'	1:A:52:G:OP2	2.16	0.60
1:A:903:G:N2	1:A:1482:G:H2'	2.17	0.60
1:A:1122:C:H2'	1:A:1123:C:H6	1.67	0.60
1:A:1237:A:H2	1:A:1239:G:N1	2.00	0.60
1:A:1352:G:O2'	1:A:1353:G:H5'	2.02	0.60
1:A:979:G:H2'	1:A:980:G:C8	2.36	0.60
1:A:261:G:H4'	1:A:262:C:H5	1.65	0.60
1:A:3:G:N3	1:A:3:G:H2'	2.15	0.60
1:A:1036:C:O2'	1:A:1037:A:H5''	2.01	0.60
1:A:1458:U:H2'	1:A:1459:G:O4'	2.01	0.60
1:A:1108:U:O5'	1:A:1108:U:H6	1.84	0.60
1:A:1404:G:H2'	1:A:1405:G:C8	2.37	0.60
1:A:1266:A:H4'	1:A:1267:A:C8	2.37	0.60
1:A:726:U:H2'	1:A:727:C:C6	2.37	0.60
1:A:1348:C:H2'	1:A:1349:C:C6	2.37	0.60
1:A:1482:G:H5''	1:A:1483:U:O5'	2.03	0.59
1:A:981:G:N3	1:A:982:A:H1'	2.17	0.59
1:A:1286:G:N2	1:A:1312:G:H2'	2.17	0.59
1:A:299:U:H2'	1:A:300:G:O4'	2.02	0.59
1:A:329:C:H2'	1:A:330:C:H6	1.67	0.59
1:A:609:U:H2'	1:A:610:G:C8	2.37	0.59
1:A:721:C:H2'	1:A:722:C:C6	2.37	0.59
1:A:831:G:H3'	1:A:848:U:N3	2.13	0.59
1:A:981:G:N2	1:A:1020:C:C2	2.71	0.59
1:A:123:G:H4'	1:A:124:A:H5'	1.82	0.59
1:A:1393:C:H2'	1:A:1394:C:H6	1.66	0.59
1:A:416:U:H4'	1:A:417:C:OP2	2.02	0.59
1:A:1160:A:H2'	1:A:1161:A:O4'	2.01	0.59
1:A:501:C:H5''	1:A:502:C:C6	2.38	0.59
1:A:798:A:N6	1:A:1486:C:H1'	2.18	0.59
1:A:307:C:H2'	1:A:308:A:C8	2.37	0.59
1:A:1141:U:H5'	1:A:1142:G:OP1	2.03	0.59
1:A:1018:G:N2	1:A:1019:C:H1'	2.18	0.59
1:A:1396:U:H2'	1:A:1397:G:H8	1.67	0.59
1:A:7:G:H4'	1:A:8:A:OP1	2.02	0.59
1:A:1485:G:H2'	1:A:1486:C:C6	2.37	0.59

Continued on next page...

Continued from previous page...

Atom-1	Atom-2	Interatomic distance (Å)	Clash overlap (Å)
1:A:387:G:H2'	1:A:388:A:H8	1.68	0.59
1:A:849:A:O2'	1:A:850:A:H3'	2.03	0.58
1:A:1390:A:H2'	1:A:1391:C:C6	2.38	0.58
1:A:1225:C:H2'	1:A:1226:A:H8	1.68	0.58
1:A:851:G:O2'	1:A:852:C:H5'	2.01	0.58
1:A:528:C:O2'	1:A:529:G:H5'	2.03	0.58
1:A:460:G:O2'	1:A:461:G:H5'	2.03	0.58
1:A:274:A:H5''	1:A:275:C:H3'	1.84	0.58
1:A:882:U:H2'	1:A:883:G:H5'	1.84	0.58
1:A:433:G:C4'	1:A:434:A:OP1	2.51	0.58
1:A:16:A:O2'	1:A:17:U:H5'	2.03	0.58
1:A:102:A:H5'	1:A:103:C:OP2	2.04	0.58
1:A:1488:G:H2'	1:A:1489:U:O4'	2.03	0.58
1:A:1497:G:H2'	1:A:1498:G:H8	1.67	0.58
1:A:680:U:H2'	1:A:681:G:H5'	1.84	0.58
2:B:37:ASN:CA	25:B:1001:WO2:O26	2.51	0.58
1:A:1343:C:HO2'	1:A:1344:C:H6	1.51	0.58
1:A:1046:G:H4'	1:A:1047:U:OP1	2.03	0.58
1:A:854:C:O2'	1:A:855:G:H5'	2.02	0.58
1:A:1013:G:H2'	1:A:1014:G:H8	1.69	0.58
1:A:428:C:H2'	1:A:429:U:H6	1.68	0.58
1:A:1021:C:H2'	1:A:1022:U:H6	1.68	0.58
1:A:728:C:H2'	1:A:729:A:H8	1.69	0.58
1:A:441:G:H3'	1:A:469:G:N2	2.19	0.58
1:A:402:G:H2'	1:A:403:A:C8	2.37	0.58
1:A:1498:G:H2'	1:A:1499:U:C6	2.38	0.58
1:A:1422:C:H2'	1:A:1423:G:O4'	2.04	0.58
1:A:393:C:O2'	1:A:394:G:H5'	2.04	0.57
1:A:376:C:H2'	1:A:377:A:O4'	2.04	0.57
1:A:1018:G:C2	1:A:1019:C:H1'	2.39	0.57
1:A:1049:A:H1'	1:A:1050:G:O4'	2.03	0.57
1:A:1064:G:O2'	1:A:1065:U:H5'	2.04	0.57
1:A:731:C:O2'	1:A:732:C:C6	2.56	0.57
1:A:1136:G:H2'	1:A:1137:G:H8	1.68	0.57
1:A:1511:A:H3'	1:A:1512:C:C6	2.39	0.57
1:A:261:G:N2	1:A:265:A:H62	1.97	0.57
1:A:1386:C:H2'	1:A:1387:G:C8	2.39	0.57
1:A:1331:A:H2'	1:A:1332:U:O4'	2.04	0.57
1:A:721:C:H2'	1:A:722:C:H6	1.69	0.57
1:A:315:C:H2'	1:A:316:A:C8	2.40	0.57
1:A:720:A:H2'	1:A:721:C:H6	1.69	0.57

Continued on next page...

Continued from previous page...

Atom-1	Atom-2	Interatomic distance (Å)	Clash overlap (Å)
1:A:1258:C:C2'	1:A:1259:U:H5'	2.35	0.57
1:A:335:U:O2'	1:A:336:C:H5'	2.04	0.57
1:A:507:G:H2'	1:A:508:C:C6	2.39	0.57
1:A:249:G:O2'	1:A:250:G:H5'	2.04	0.57
1:A:1311:U:C2'	1:A:1312:G:H5'	2.34	0.57
1:A:952:A:O5'	1:A:953:G:H5'	2.04	0.57
1:A:740:U:H2'	1:A:741:G:O4'	2.04	0.57
1:A:424:U:H4'	1:A:425:A:O5'	2.04	0.57
1:A:2:U:H4'	1:A:3:G:H22	1.68	0.57
1:A:282:U:C2'	1:A:283:A:H5'	2.35	0.57
1:A:932:U:H2'	1:A:933:U:H5'	1.86	0.57
1:A:1024:G:O2'	1:A:1025:C:H5'	2.04	0.57
1:A:395:C:H2'	1:A:396:C:C6	2.40	0.56
1:A:189:U:H5'	1:A:190:G:OP2	2.05	0.56
1:A:152:G:H2'	1:A:153:G:H5'	1.87	0.56
1:A:703:C:H2'	1:A:704:G:C8	2.39	0.56
1:A:1307:C:O2'	1:A:1308:C:H5'	2.05	0.56
1:A:574:U:H2'	1:A:575:G:C8	2.39	0.56
1:A:997:C:O2'	1:A:998:U:H5'	2.04	0.56
1:A:795:C:O2'	1:A:796:U:H6	1.88	0.56
1:A:1480:A:O2'	1:A:1481:G:OP1	2.23	0.56
1:A:203:A:N6	1:A:216:C:H4'	2.20	0.56
1:A:1047:U:O2'	1:A:1048:C:OP2	2.21	0.56
1:A:1151:A:H2'	1:A:1152:G:O4'	2.05	0.56
1:A:69:G:H2'	1:A:70:G:C8	2.40	0.56
1:A:952:A:O2'	1:A:953:G:OP2	2.18	0.56
1:A:428:C:H2'	1:A:429:U:C6	2.41	0.56
1:A:752:G:H4'	1:A:1490:A:H4'	1.87	0.56
1:A:642:U:O2'	1:A:643:G:H5'	2.05	0.56
1:A:1282:U:H2'	1:A:1282:U:O2	2.05	0.56
1:A:1004:G:N7	1:A:1005:C:H5	2.04	0.56
1:A:442:A:O2'	1:A:443:C:H5'	2.06	0.56
1:A:1497:G:H2'	1:A:1498:G:C8	2.41	0.56
1:A:171:C:H2'	1:A:172:C:H6	1.70	0.56
1:A:164:U:O2'	1:A:165:A:H5'	2.03	0.56
1:A:546:A:HO2'	1:A:550:G:H8	1.53	0.56
1:A:123:G:O2'	1:A:124:A:OP2	2.23	0.56
1:A:116:C:H2'	1:A:117:G:C8	2.41	0.56
1:A:116:C:H5"	1:A:306:C:O2'	2.05	0.56
1:A:434:A:N6	1:A:480:A:H1'	2.20	0.56
1:A:408:G:H2'	1:A:423:G:H22	1.68	0.56

Continued on next page...

Continued from previous page...

Atom-1	Atom-2	Interatomic distance (Å)	Clash overlap (Å)
1:A:501:C:O2'	1:A:502:C:OP2	2.18	0.56
1:A:1438:G:H2'	1:A:1439:G:O4'	2.04	0.56
1:A:1100:C:H1'	1:A:1160:A:C4	2.40	0.56
1:A:524:G:H2'	1:A:525:G:C8	2.41	0.56
1:A:369:A:C2	1:A:370:U:C2	2.94	0.56
1:A:1454:C:H2'	1:A:1455:C:C1'	2.36	0.56
1:A:456:G:H5'	1:A:456:G:H8	1.70	0.56
1:A:406:A:N6	1:A:408:G:N2	2.54	0.55
1:A:629:U:C2'	1:A:630:C:H5'	2.36	0.55
1:A:1440:C:O2'	1:A:1441:G:H5'	2.06	0.55
1:A:835:G:O2'	1:A:836:A:H5'	2.06	0.55
1:A:982:A:H2'	1:A:983:A:H5'	1.88	0.55
1:A:952:A:C5'	1:A:953:G:H5'	2.36	0.55
1:A:958:U:H2'	1:A:959:U:C5	2.42	0.55
1:A:471:A:H2'	1:A:472:C:O4'	2.05	0.55
1:A:479:A:H1'	1:A:480:A:C8	2.41	0.55
1:A:323:C:O2	1:A:323:C:H2'	2.06	0.55
1:A:867:G:H2'	1:A:883:G:O6	2.06	0.55
1:A:1003:U:H2'	1:A:1004:G:N9	2.19	0.55
1:A:384:A:H2'	1:A:385:C:C5'	2.37	0.55
1:A:203:A:H4'	1:A:204:G:O5'	2.06	0.55
1:A:543:U:H4'	1:A:544:U:C5'	2.36	0.55
1:A:536:A:H2'	1:A:537:C:C6	2.42	0.55
1:A:310:A:H5''	1:A:312:G:OP2	2.06	0.55
1:A:714:G:O2'	1:A:715:C:H5'	2.06	0.55
1:A:371:G:C2'	1:A:372:G:O5'	2.55	0.55
1:A:307:C:H2'	1:A:308:A:H8	1.70	0.55
1:A:824:U:O3'	1:A:825:C:C6	2.59	0.55
1:A:551:G:O2'	1:A:557:A:N1	2.40	0.55
1:A:1300:A:H5'	1:A:1301:C:OP1	2.07	0.55
1:A:1381:C:C2	1:A:1479:A:N6	2.75	0.55
1:A:464:U:H5''	1:A:465:G:OP1	2.07	0.55
1:A:1215:C:O2'	1:A:1216:U:H5'	2.06	0.55
1:A:482:A:O2'	1:A:483:G:O5'	2.21	0.55
1:A:798:A:H4'	1:A:800:C:C4	2.42	0.55
1:A:159:C:H2'	1:A:160:G:C8	2.41	0.55
1:A:970:G:H4'	1:A:971:A:OP2	2.07	0.55
1:A:1421:C:O2'	1:A:1422:C:H5'	2.06	0.55
1:A:691:C:H2'	1:A:692:G:H8	1.72	0.55
1:A:1491:C:H2'	1:A:1492:C:C6	2.42	0.55
1:A:629:U:O2'	1:A:630:C:H5'	2.07	0.55

Continued on next page...

Continued from previous page...

Atom-1	Atom-2	Interatomic distance (Å)	Clash overlap (Å)
1:A:60:A:O2'	1:A:61:G:OP2	2.22	0.55
1:A:656:G:H2'	1:A:657:G:C8	2.42	0.55
1:A:1317:C:H4'	1:A:1318:G:N3	2.22	0.55
1:A:952:A:H4'	1:A:953:G:C5'	2.36	0.55
1:A:152:G:C2'	1:A:153:G:H5'	2.37	0.55
1:A:1026:A:C2'	1:A:1027:C:H5'	2.37	0.55
1:A:1479:A:H2	1:A:1482:G:N2	2.04	0.54
1:A:526:C:O2'	1:A:527:G:H5'	2.06	0.54
1:A:444:G:N7	1:A:465:G:O6	2.40	0.54
1:A:159:C:H2'	1:A:160:G:H8	1.69	0.54
1:A:79:U:H3	1:A:83:A:N6	2.04	0.54
1:A:933:U:H2'	1:A:934:U:C6	2.42	0.54
1:A:1093:A:H61	3:C:177:THR:CA	2.20	0.54
1:A:394:G:H2'	1:A:395:C:C6	2.42	0.54
1:A:1012:A:H2'	1:A:1013:G:C5'	2.37	0.54
1:A:622:G:O2'	1:A:623:A:H5'	2.07	0.54
1:A:505:C:H1'	1:A:519:C:H5'	1.89	0.54
1:A:105:G:N2	1:A:349:G:H5'	2.22	0.54
1:A:269:A:H4'	1:A:270:G:O5'	2.05	0.54
1:A:1332:U:H2'	1:A:1333:C:H6	1.70	0.54
1:A:38:G:H22	1:A:392:A:H5''	1.71	0.54
1:A:671:G:O2'	1:A:672:C:H5'	2.08	0.54
1:A:261:G:O2'	1:A:262:C:H3'	2.08	0.54
1:A:2:U:H4'	1:A:3:G:C2	2.42	0.54
1:A:1046:G:N2	1:A:1171:G:O2'	2.41	0.54
1:A:893:G:H2'	1:A:894:G:H8	1.73	0.54
1:A:1350:G:O2'	1:A:1351:C:H5'	2.07	0.54
1:A:1469:A:H3'	1:A:1470:A:C8	2.43	0.54
1:A:239:U:O4	1:A:883:G:H1'	2.07	0.54
1:A:435:A:H5''	1:A:436:C:H5	1.73	0.54
1:A:311:G:H2'	1:A:312:G:H8	1.73	0.54
1:A:1194:A:OP1	1:A:1194:A:H4'	2.08	0.54
1:A:516:A:O2'	1:A:517:U:OP1	2.23	0.54
1:A:785:A:C2'	1:A:786:G:H5'	2.38	0.54
1:A:946:A:H2'	1:A:947:C:H5'	1.90	0.54
1:A:1118:U:H5''	1:A:1119:C:OP2	2.08	0.54
1:A:224:U:H2'	1:A:225:G:H8	1.72	0.54
1:A:1139:A:H4'	1:A:1140:C:O5'	2.08	0.54
1:A:295:A:H1'	1:A:548:U:O2	2.08	0.54
1:A:171:C:H2'	1:A:172:C:C6	2.42	0.54
1:A:1023:A:H2'	1:A:1024:G:H8	1.73	0.54

Continued on next page...

Continued from previous page...

Atom-1	Atom-2	Interatomic distance (Å)	Clash overlap (Å)
1:A:1207:C:O2'	1:A:1208:A:C8	2.61	0.54
1:A:800:C:C1'	1:A:802:A:H5'	2.38	0.54
1:A:691:C:H2'	1:A:692:G:C8	2.42	0.54
1:A:1397:G:N2	1:A:1462:U:O2	2.28	0.53
1:A:241:A:O2'	1:A:242:G:O4'	2.23	0.53
1:A:17:U:H2'	1:A:18:C:C6	2.43	0.53
1:A:975:G:O2'	1:A:976:C:H5'	2.09	0.53
1:A:1110:C:O2'	1:A:1112:A:C8	2.44	0.53
1:A:543:U:H4'	1:A:544:U:O5'	2.08	0.53
1:A:1072:U:O2'	1:A:1073:U:H5'	2.08	0.53
1:A:942:A:O2'	1:A:943:G:C5'	2.56	0.53
1:A:190:G:C4'	1:A:191:G:OP2	2.51	0.53
1:A:246:G:O2'	1:A:247:U:P	2.66	0.53
1:A:728:C:H2'	1:A:729:A:C8	2.43	0.53
1:A:790:A:H2'	1:A:791:C:H6	1.70	0.53
1:A:47:C:O2'	1:A:48:C:O5'	2.23	0.53
1:A:1142:G:H2'	1:A:1143:C:H5'	1.89	0.53
1:A:74:C:O2'	1:A:75:G:H5'	2.09	0.53
1:A:201:A:H2'	1:A:202:A:C8	2.43	0.53
1:A:968:U:C4	1:A:1193:U:H1'	2.44	0.53
1:A:730:C:H2'	1:A:731:C:H1'	1.91	0.53
1:A:1289:U:H2'	1:A:1290:G:H8	1.73	0.53
1:A:1432:C:H5''	1:A:1433:G:OP1	2.08	0.53
1:A:1324:G:H2'	1:A:1325:C:C6	2.42	0.53
1:A:866:A:H4'	1:A:867:G:OP1	2.06	0.53
1:A:1176:C:H3'	1:A:1177:U:H5''	1.88	0.53
1:A:718:C:O2'	1:A:719:C:H5'	2.08	0.53
1:A:1447:G:H2'	1:A:1448:G:H8	1.73	0.53
1:A:566:A:H2'	1:A:567:G:O4'	2.08	0.53
1:A:569:C:O2'	1:A:570:G:H5'	2.07	0.53
1:A:584:C:O2'	1:A:585:A:H5'	2.09	0.53
1:A:1343:C:O2'	1:A:1344:C:H6	1.91	0.53
1:A:1125:G:H2'	1:A:1126:G:C8	2.44	0.53
1:A:946:A:O2'	1:A:947:C:H5'	2.08	0.53
1:A:253:G:H2'	1:A:254:G:H8	1.73	0.53
1:A:1429:C:H2'	1:A:1430:U:H5'	1.89	0.53
1:A:445:A:N6	1:A:465:G:C4	2.77	0.53
1:A:505:C:C2'	1:A:506:A:H5'	2.38	0.53
1:A:108:G:O2'	1:A:109:A:OP2	2.24	0.53
1:A:145:A:H2'	1:A:146:A:O4'	2.09	0.53
1:A:406:A:C4	1:A:408:G:H1'	2.44	0.53

Continued on next page...

Continued from previous page...

Atom-1	Atom-2	Interatomic distance (Å)	Clash overlap (Å)
1:A:1466:G:H2'	1:A:1467:C:O4'	2.08	0.53
1:A:503:A:H2'	1:A:504:G:O4'	2.09	0.53
1:A:1465:G:H2'	1:A:1466:G:C8	2.43	0.53
1:A:19:C:H2'	1:A:20:U:O4'	2.08	0.53
1:A:937:U:O2'	1:A:1204:C:H5'	2.09	0.53
1:A:334:C:H2'	1:A:335:U:C6	2.43	0.53
1:A:903:G:H21	1:A:1482:G:H2'	1.74	0.52
1:A:340:C:O2'	1:A:341:G:OP2	2.25	0.52
1:A:1232:A:H1'	1:A:1351:C:O2'	2.09	0.52
1:A:1425:G:O2'	1:A:1426:A:OP2	2.24	0.52
1:A:463:C:C2'	1:A:464:U:H5'	2.39	0.52
1:A:670:A:O2'	1:A:671:G:OP2	2.27	0.52
1:A:1498:G:H2'	1:A:1499:U:H6	1.74	0.52
1:A:694:G:H2'	1:A:695:A:C8	2.44	0.52
1:A:1510:C:H4'	1:A:1512:C:H41	1.74	0.52
1:A:888:U:O2'	1:A:889:C:H5'	2.09	0.52
1:A:454:A:H2'	1:A:455:C:H5''	1.90	0.52
1:A:970:G:O2'	1:A:971:A:OP1	2.26	0.52
1:A:1135:C:H2'	1:A:1136:G:O4'	2.10	0.52
1:A:1167:G:H2'	1:A:1168:G:O5'	2.10	0.52
1:A:1283:U:O2'	1:A:1284:C:OP1	2.20	0.52
1:A:143:A:H2'	1:A:144:C:H6	1.74	0.52
1:A:31:G:N1	1:A:48:C:H5''	2.24	0.52
1:A:984:C:H6	1:A:984:C:O5'	1.91	0.52
1:A:1228:U:C2'	1:A:1229:A:H5'	2.40	0.52
1:A:353:U:H2'	1:A:354:U:H6	1.75	0.52
1:A:327:G:O2'	1:A:328:G:H5'	2.09	0.52
1:A:862:G:H2'	1:A:863:G:H8	1.73	0.52
1:A:372:G:O2'	1:A:373:G:H5'	2.09	0.52
1:A:842:A:H2'	1:A:843:C:H6	1.71	0.52
1:A:1130:U:H2'	1:A:1131:C:O4'	2.09	0.52
1:A:858:G:H2'	1:A:859:C:O4'	2.10	0.52
1:A:423:G:O2'	1:A:424:U:P	2.67	0.52
1:A:190:G:N2	1:A:258:A:H4'	2.24	0.52
1:A:1506:G:C4'	1:A:1507:G:OP2	2.57	0.52
1:A:1066:G:OP1	1:A:1068:U:C2	2.63	0.52
1:A:364:C:H2'	1:A:365:C:C6	2.44	0.52
1:A:1049:A:O2'	1:A:1050:G:P	2.68	0.52
1:A:505:C:H2'	1:A:506:A:C5'	2.39	0.52
1:A:468:G:O2'	1:A:469:G:OP2	2.26	0.52
1:A:1200:U:H2'	1:A:1201:G:C8	2.45	0.52

Continued on next page...

Continued from previous page...

Atom-1	Atom-2	Interatomic distance (Å)	Clash overlap (Å)
1:A:1232:A:O2'	1:A:1233:A:H5'	2.10	0.52
1:A:1044:U:H2'	1:A:1045:C:C6	2.45	0.52
1:A:381:C:C2'	1:A:382:U:H5'	2.40	0.52
1:A:1176:C:C3'	1:A:1177:U:C5'	2.87	0.52
1:A:453:G:H3'	1:A:454:A:H5''	1.92	0.52
1:A:578:G:C5'	1:A:579:C:OP1	2.58	0.52
1:A:694:G:H2'	1:A:695:A:H8	1.75	0.52
1:A:1374:G:H2'	1:A:1375:U:C6	2.45	0.52
1:A:1227:C:H2'	1:A:1228:U:C6	2.44	0.52
1:A:322:A:N3	1:A:324:A:H1'	2.24	0.52
1:A:735:G:H1'	1:A:737:C:H41	1.74	0.52
1:A:241:A:O3'	1:A:242:G:H4'	2.10	0.51
1:A:126:C:H2'	1:A:127:U:O4'	2.10	0.51
1:A:743:G:H2'	1:A:744:G:H5'	1.91	0.51
1:A:1122:C:H2'	1:A:1123:C:C6	2.45	0.51
1:A:736:A:H5''	1:A:737:C:OP1	2.10	0.51
1:A:942:A:O2'	1:A:943:G:H5'	2.11	0.51
1:A:275:C:C4'	1:A:276:G:OP2	2.55	0.51
1:A:500:G:O2'	1:A:513:G:H4'	2.10	0.51
1:A:1013:G:H2'	1:A:1014:G:C8	2.45	0.51
1:A:208:U:H4'	1:A:209:U:OP2	2.10	0.51
1:A:1103:U:H2'	1:A:1104:U:C6	2.45	0.51
1:A:48:C:O2'	1:A:49:U:OP1	2.21	0.51
1:A:1179:G:H2'	1:A:1180:U:C6	2.45	0.51
1:A:607:C:H2'	1:A:608:G:H8	1.76	0.51
1:A:1396:U:H2'	1:A:1397:G:C8	2.46	0.51
1:A:727:C:H2'	1:A:728:C:H6	1.76	0.51
1:A:1351:C:H2'	1:A:1352:G:O4'	2.10	0.51
1:A:156:A:H2'	1:A:157:C:C5'	2.40	0.51
1:A:945:A:H5''	1:A:946:A:OP2	2.10	0.51
1:A:112:A:O2'	1:A:113:A:OP2	2.21	0.51
1:A:1054:G:H2'	1:A:1055:U:C6	2.45	0.51
1:A:890:A:H1'	1:A:891:A:O4'	2.09	0.51
1:A:43:C:O2'	1:A:44:G:H5'	2.10	0.51
22:V:157:GLY:CA	22:V:162:MET:CA	2.89	0.51
1:A:274:A:H4'	1:A:275:C:OP2	2.11	0.51
1:A:240:C:O2	1:A:278:C:N3	2.44	0.51
1:A:1142:G:C2'	1:A:1143:C:H5'	2.39	0.51
1:A:335:U:H2'	1:A:336:C:H6	1.74	0.51
1:A:226:G:O2'	1:A:227:G:H5'	2.11	0.51
1:A:937:U:HO2'	1:A:938:U:P	2.31	0.51

Continued on next page...

Continued from previous page...

Atom-1	Atom-2	Interatomic distance (Å)	Clash overlap (Å)
1:A:669:U:O4	1:A:686:G:N3	2.44	0.51
1:A:843:C:H2'	1:A:844:G:O4'	2.10	0.51
1:A:1454:C:H2'	1:A:1455:C:C6	2.46	0.51
1:A:341:G:O2'	1:A:342:G:H5'	2.11	0.51
1:A:895:A:H2'	1:A:896:A:C8	2.46	0.51
1:A:23:C:O4'	1:A:890:A:N1	2.44	0.51
1:A:1348:C:H2'	1:A:1349:C:H6	1.73	0.51
1:A:988:G:H2'	1:A:989:G:H8	1.75	0.51
1:A:926:A:H2'	1:A:927:U:C6	2.46	0.51
1:A:371:G:H2'	1:A:372:G:C8	2.45	0.51
1:A:518:A:H4'	1:A:519:C:OP1	2.10	0.51
1:A:1267:A:H3'	1:A:1268:A:C5'	2.40	0.51
1:A:1235:C:H2'	1:A:1236:G:C8	2.46	0.51
1:A:1314:A:C2	1:A:1315:G:H1'	2.46	0.51
1:A:645:G:H2'	1:A:646:A:C8	2.46	0.51
1:A:384:A:H2'	1:A:385:C:O4'	2.11	0.51
1:A:1042:C:H4'	10:J:52:GLY:CA	2.41	0.51
1:A:982:A:H2'	1:A:983:A:C5'	2.42	0.50
1:A:1463:G:H2'	1:A:1464:G:C1'	2.40	0.50
1:A:992:A:H2'	1:A:993:A:C8	2.47	0.50
1:A:51:A:H4'	1:A:52:G:C5'	2.41	0.50
1:A:1021:C:H2'	1:A:1022:U:C6	2.44	0.50
1:A:78:G:H2'	1:A:79:U:H5''	1.93	0.50
1:A:219:C:H2'	1:A:220:C:C6	2.46	0.50
1:A:339:A:H5''	1:A:340:C:C5	2.46	0.50
1:A:539:C:H2'	1:A:540:G:C5'	2.41	0.50
1:A:919:G:H2'	1:A:920:U:C6	2.45	0.50
1:A:1097:C:O2'	1:A:1098:C:H5'	2.11	0.50
1:A:447:A:H2'	1:A:448:C:C6	2.46	0.50
1:A:510:G:O2'	1:A:518:A:N1	2.40	0.50
1:A:1454:C:C2'	1:A:1455:C:O4'	2.60	0.50
1:A:725:G:O2'	1:A:726:U:H5'	2.11	0.50
1:A:1411:C:H2'	1:A:1412:C:C6	2.46	0.50
1:A:1232:A:O2'	1:A:1352:G:H5'	2.11	0.50
1:A:816:U:H2'	1:A:817:C:C6	2.46	0.50
1:A:378:A:H2'	1:A:379:G:H5'	1.94	0.50
1:A:1079:C:H2'	1:A:1080:C:C6	2.46	0.50
1:A:1370:C:O2'	1:A:1371:C:H5'	2.12	0.50
1:A:872:G:H2'	1:A:873:C:C6	2.46	0.50
1:A:276:G:O2'	1:A:277:A:C8	2.64	0.50
1:A:502:C:O2'	1:A:503:A:H5'	2.12	0.50

Continued on next page...

Continued from previous page...

Atom-1	Atom-2	Interatomic distance (Å)	Clash overlap (Å)
1:A:205:G:O2'	1:A:206:G:H5'	2.12	0.50
1:A:919:G:H2'	1:A:920:U:H6	1.77	0.50
1:A:181:C:H2'	1:A:182:C:O4'	2.11	0.50
1:A:501:C:H2'	1:A:513:G:C8	2.46	0.50
1:A:65:U:C1'	1:A:206:G:H4'	2.42	0.50
1:A:727:C:H2'	1:A:728:C:C6	2.47	0.50
1:A:596:C:H2'	1:A:597:A:H8	1.77	0.50
1:A:997:C:H2'	1:A:998:U:O4'	2.11	0.50
1:A:1426:A:O2'	1:A:1427:G:H5'	2.12	0.50
1:A:389:G:H2'	1:A:390:C:H6	1.77	0.50
1:A:245:A:H1'	1:A:247:U:C4	2.47	0.50
1:A:441:G:H3'	1:A:469:G:H22	1.76	0.50
1:A:1201:G:H2'	1:A:1202:G:H8	1.77	0.50
1:A:577:G:H2'	1:A:578:G:O4'	2.12	0.50
1:A:730:C:H2'	1:A:731:C:C1'	2.42	0.50
1:A:1101:C:H2'	1:A:1102:G:H8	1.77	0.50
1:A:1049:A:O2'	1:A:1050:G:H8	1.94	0.50
1:A:752:G:O2'	1:A:753:C:H5'	2.12	0.50
1:A:395:C:H2'	1:A:396:C:H6	1.76	0.49
1:A:980:G:H2'	1:A:981:G:C8	2.47	0.49
1:A:1466:G:H2'	1:A:1467:C:C6	2.46	0.49
1:A:1417:G:H2'	1:A:1418:U:H6	1.67	0.49
1:A:78:G:H3'	1:A:79:U:H5''	1.93	0.49
1:A:71:C:H2'	1:A:72:C:H6	1.77	0.49
1:A:38:G:H22	1:A:392:A:C5'	2.24	0.49
1:A:122:U:H4'	1:A:124:A:OP1	2.12	0.49
1:A:414:C:O2'	1:A:415:U:H5'	2.12	0.49
1:A:94:A:HO2'	1:A:95:G:H5'	1.77	0.49
1:A:375:G:N1	1:A:379:G:C6	2.80	0.49
1:A:211:G:H2'	1:A:212:C:C6	2.48	0.49
1:A:1182:A:H4'	1:A:1183:G:O5'	2.12	0.49
1:A:1401:G:H1	1:A:1458:U:H3	1.60	0.49
1:A:1476:A:O2'	1:A:1497:G:H5''	2.12	0.49
1:A:891:A:H2'	1:A:892:A:H8	1.77	0.49
1:A:772:U:H6	1:A:772:U:O5'	1.96	0.49
1:A:1480:A:H4'	1:A:1481:G:OP2	2.13	0.49
1:A:45:U:H3	1:A:391:G:H1	1.60	0.49
1:A:1475:U:O2'	1:A:1476:A:P	2.70	0.49
1:A:20:U:H2'	1:A:21:G:O4'	2.11	0.49
1:A:1402:C:O2'	1:A:1403:G:H5'	2.12	0.49
1:A:1449:U:H2'	1:A:1450:A:C8	2.47	0.49

Continued on next page...

Continued from previous page...

Atom-1	Atom-2	Interatomic distance (Å)	Clash overlap (Å)
1:A:210:U:O2'	1:A:211:G:P	2.70	0.49
1:A:1235:C:H2'	1:A:1236:G:H8	1.77	0.49
1:A:47:C:O2'	1:A:48:C:P	2.71	0.49
1:A:1049:A:O2'	1:A:1050:G:C8	2.66	0.49
1:A:958:U:H2'	1:A:959:U:H5	1.77	0.49
1:A:1447:G:H2'	1:A:1448:G:C8	2.48	0.49
1:A:870:C:H2'	1:A:871:G:H8	1.77	0.49
1:A:238:A:H4'	1:A:239:U:H5''	1.88	0.49
1:A:1481:G:O2'	1:A:1482:G:C5	2.64	0.49
1:A:123:G:C2	1:A:188:U:O2'	2.65	0.49
1:A:1200:U:H2'	1:A:1201:G:H8	1.76	0.49
1:A:100:G:H2'	1:A:101:G:C5'	2.37	0.49
1:A:1328:G:C2'	1:A:1329:U:OP2	2.60	0.49
1:A:1077:U:H2'	1:A:1078:C:C6	2.47	0.49
1:A:1286:G:O2'	1:A:1287:A:H8	1.95	0.49
1:A:1005:C:H42	1:A:1016:G:H1	1.60	0.49
1:A:1221:U:C4'	1:A:1222:G:OP2	2.60	0.49
1:A:1101:C:H2'	1:A:1102:G:C8	2.48	0.49
1:A:50:A:H5''	1:A:51:A:H5'	1.93	0.49
1:A:1345:A:H4'	1:A:1346:U:O5'	2.12	0.49
1:A:1384:C:O2	1:A:1477:A:N1	2.45	0.49
1:A:795:C:HO2'	1:A:796:U:H6	1.54	0.49
1:A:59:A:H3'	1:A:326:G:H22	1.78	0.49
1:A:1398:G:H2'	1:A:1399:G:O4'	2.13	0.49
1:A:900:A:H61	1:A:1375:U:H3	1.60	0.49
1:A:851:G:C2'	1:A:852:C:H5'	2.42	0.49
1:A:157:C:H2'	1:A:158:U:C6	2.48	0.49
1:A:116:C:OP1	1:A:307:C:H5'	2.13	0.49
1:A:316:A:O2'	1:A:317:C:H5'	2.13	0.49
1:A:1314:A:H2'	1:A:1315:G:O4'	2.13	0.49
1:A:1039:G:H2'	1:A:1040:G:C5'	2.43	0.49
1:A:1477:A:C2'	1:A:1478:C:H5'	2.43	0.49
1:A:221:G:O2'	1:A:222:G:H5'	2.13	0.49
1:A:495:U:H2'	1:A:496:C:H6	1.77	0.48
1:A:454:A:H4'	1:A:455:C:OP1	2.13	0.48
1:A:1514:U:H2'	1:A:1515:C:C2	2.48	0.48
1:A:731:C:O2'	1:A:732:C:H6	1.96	0.48
1:A:350:C:C1'	1:A:383:G:H2'	2.43	0.48
1:A:1103:U:H2'	1:A:1104:U:H6	1.78	0.48
1:A:53:A:C2	1:A:54:C:H1'	2.48	0.48
1:A:766:C:O2'	1:A:767:C:H5'	2.13	0.48

Continued on next page...

Continued from previous page...

Atom-1	Atom-2	Interatomic distance (Å)	Clash overlap (Å)
1:A:82:U:H6	1:A:82:U:O5'	1.96	0.48
1:A:901:C:H2'	1:A:902:G:C8	2.48	0.48
1:A:126:C:H5'	1:A:257:A:O2'	2.13	0.48
1:A:911:C:C5'	1:A:912:A:OP1	2.60	0.48
1:A:890:A:O2'	1:A:891:A:P	2.72	0.48
1:A:1039:G:O2'	1:A:1040:G:H5'	2.13	0.48
1:A:901:C:H2'	1:A:902:G:H8	1.78	0.48
1:A:672:C:H2'	1:A:673:G:O4'	2.14	0.48
1:A:364:C:OP2	1:A:383:G:N2	2.40	0.48
1:A:224:U:H2'	1:A:225:G:C8	2.48	0.48
1:A:71:C:H2'	1:A:72:C:C6	2.48	0.48
1:A:1144:C:H2'	1:A:1145:C:C6	2.48	0.48
1:A:190:G:O6	1:A:259:U:H5''	2.13	0.48
1:A:1220:A:H1'	1:A:1222:G:N9	2.29	0.48
1:A:946:A:H2'	1:A:947:C:C5'	2.42	0.48
1:A:355:A:H2'	1:A:356:G:O4'	2.13	0.48
1:A:933:U:O2'	1:A:934:U:H5'	2.14	0.48
1:A:1060:U:H2'	1:A:1061:G:O4'	2.14	0.48
1:A:438:C:H2'	1:A:439:G:H8	1.78	0.48
1:A:581:U:H2'	1:A:582:C:C6	2.48	0.48
1:A:1466:G:H2'	1:A:1467:C:H6	1.76	0.48
1:A:488:G:H2'	1:A:489:G:H8	1.78	0.48
1:A:911:C:C4'	1:A:912:A:OP1	2.62	0.48
1:A:413:C:H2'	1:A:414:C:O4'	2.13	0.48
1:A:337:C:H2'	1:A:338:U:O4'	2.14	0.48
1:A:638:A:H2'	1:A:639:C:C6	2.48	0.48
1:A:80:U:H2'	1:A:81:U:OP1	2.13	0.48
1:A:204:G:O2'	1:A:205:G:H5'	2.14	0.48
1:A:1043:G:O2'	1:A:1044:U:H5'	2.13	0.48
1:A:901:C:H5'	1:A:1381:C:OP2	2.13	0.48
1:A:777:A:H2'	1:A:778:C:C6	2.49	0.48
1:A:409:A:OP2	1:A:423:G:N2	2.36	0.48
1:A:629:U:H2'	1:A:630:C:C5'	2.43	0.48
1:A:1206:A:C3'	1:A:1207:C:H5'	2.43	0.48
1:A:327:G:H2'	1:A:328:G:C8	2.48	0.48
1:A:1039:G:C2'	1:A:1040:G:H5'	2.43	0.48
1:A:420:G:O2'	1:A:421:G:H5'	2.14	0.48
1:A:862:G:O2'	1:A:863:G:H5'	2.13	0.48
1:A:546:A:H1'	1:A:549:G:O2'	2.13	0.48
1:A:1116:G:H1	1:A:1123:C:N4	2.12	0.48
1:A:1386:C:H2'	1:A:1387:G:H8	1.77	0.48

Continued on next page...

Continued from previous page...

Atom-1	Atom-2	Interatomic distance (Å)	Clash overlap (Å)
1:A:1330:A:H1'	1:A:1356:A:N6	2.29	0.48
1:A:1266:A:O2'	1:A:1267:A:P	2.71	0.48
1:A:1287:A:C2	1:A:1313:A:H1'	2.49	0.48
1:A:969:U:O2'	1:A:970:G:P	2.72	0.48
1:A:445:A:O2'	1:A:446:A:P	2.72	0.48
1:A:804:G:O2'	1:A:805:C:H5'	2.14	0.48
1:A:952:A:H4'	1:A:953:G:H5'	1.96	0.48
1:A:780:C:O2'	1:A:781:G:H5'	2.14	0.48
1:A:1381:C:O2'	1:A:1382:C:OP 2	2.27	0.48
1:A:990:U:H3	1:A:995:G:H1	1.62	0.48
1:A:997:C:C2'	1:A:998:U:H5'	2.44	0.48
1:A:1398:G:H1	1:A:1461:C:H42	1.62	0.47
1:A:1345:A:N3	1:A:1345:A:H2'	2.27	0.47
1:A:65:U:H1'	1:A:206:G:H4'	1.96	0.47
1:A:1047:U:H4'	1:A:1048:C:O5'	2.13	0.47
1:A:1266:A:O4'	1:A:1267:A:N7	2.47	0.47
1:A:1163:G:H4'	1:A:1164:A:C5'	2.44	0.47
1:A:730:C:H3'	1:A:731:C:C6	2.48	0.47
1:A:396:C:H2'	1:A:397:G:H8	1.79	0.47
1:A:979:G:H2'	1:A:980:G:H8	1.79	0.47
1:A:838:G:C2'	1:A:839:C:H5'	2.43	0.47
1:A:1331:A:H8	1:A:1331:A:O5'	1.96	0.47
1:A:25:C:H2'	1:A:26:A:C8	2.48	0.47
1:A:477:G:H2'	1:A:478:U:C5	2.49	0.47
1:A:1016:G:H2'	1:A:1017:A:H8	1.78	0.47
1:A:442:A:OP 2	1:A:469:G:N2	2.47	0.47
1:A:1012:A:C2'	1:A:1013:G:H5'	2.39	0.47
1:A:339:A:H5''	1:A:340:C:H5	1.80	0.47
1:A:10:A:H2'	1:A:11:G:H8	1.80	0.47
1:A:864:G:O2'	1:A:865:G:H5'	2.14	0.47
1:A:128:A:C6	1:A:129:C:C2	3.02	0.47
1:A:603:C:H2'	1:A:604:A:O4'	2.14	0.47
1:A:525:G:H2'	1:A:526:C:C6	2.49	0.47
1:A:1506:G:H5''	1:A:1507:G:OP 2	2.14	0.47
1:A:1067:U:O3'	1:A:1068:U:C6	2.68	0.47
1:A:1312:G:HO2'	1:A:1313:A:H8	1.63	0.47
1:A:170:C:H2'	1:A:171:C:C6	2.49	0.47
1:A:163:C:H2'	1:A:164:U:H6	1.79	0.47
1:A:238:A:H5''	1:A:239:U:OP1	2.14	0.47
1:A:785:A:H2'	1:A:786:G:C5'	2.41	0.47
1:A:1317:C:H4'	1:A:1318:G:C2	2.50	0.47

Continued on next page...

Continued from previous page...

Atom-1	Atom-2	Interatomic distance (Å)	Clash overlap (Å)
1:A:1474:G:O2'	1:A:1475:U:H5'	2.15	0.47
1:A:765:A:H4'	1:A:1491:C:O2'	2.14	0.47
1:A:1468:G:N2	1:A:1469:A:H62	2.11	0.47
1:A:1397:G:H2'	1:A:1398:G:H8	1.78	0.47
1:A:1099:G:H5'	1:A:1099:G:H8	1.80	0.47
1:A:1344:C:H5'	1:A:1345:A:O5'	2.15	0.47
1:A:562:G:C5'	1:A:711:A:H1'	2.36	0.47
1:A:735:G:H1'	1:A:737:C:N4	2.30	0.47
1:A:106:G:H2'	1:A:107:U:C6	2.50	0.47
1:A:977:U:H2'	1:A:978:A:H8	1.80	0.47
1:A:983:A:H2'	1:A:984:C:O4'	2.15	0.47
1:A:1202:G:OP1	1:A:1302:C:N3	2.48	0.47
1:A:993:A:H2'	1:A:994:A:O4'	2.15	0.47
1:A:558:G:O2'	1:A:559:G:P	2.73	0.47
1:A:543:U:H5''	1:A:544:U:O5'	2.15	0.47
1:A:1349:C:H2'	1:A:1350:G:O4'	2.15	0.47
1:A:815:C:O2'	1:A:816:U:H5'	2.14	0.47
1:A:1195:C:H5''	1:A:1196:G:OP2	2.15	0.47
1:A:754:G:H2'	1:A:755:U:C6	2.49	0.47
1:A:418:G:H3'	1:A:418:G:N3	2.29	0.47
1:A:723:U:O2'	1:A:724:G:H5'	2.15	0.47
1:A:804:G:H2'	1:A:805:C:C6	2.50	0.47
1:A:1109:G:H21	1:A:1128:A:H62	1.63	0.47
1:A:272:C:C2'	1:A:273:G:H5'	2.45	0.47
1:A:1083:A:HO2'	1:A:1084:A:P	2.38	0.47
1:A:937:U:O2'	1:A:938:U:P	2.72	0.47
1:A:3:G:C8	1:A:595:C:H1'	2.49	0.47
1:A:1217:A:O2'	1:A:1285:G:H4'	2.15	0.47
1:A:539:C:H2'	1:A:540:G:H5'	1.97	0.47
1:A:198:U:O2'	1:A:199:C:H5'	2.15	0.47
1:A:980:G:H2'	1:A:981:G:O4'	2.14	0.47
1:A:260:G:H2'	1:A:261:G:H5'	1.95	0.47
1:A:454:A:O2'	1:A:455:C:OP1	2.33	0.47
1:A:542:A:H4'	1:A:543:U:O5'	2.15	0.47
1:A:401:G:H1'	1:A:479:A:N1	2.30	0.46
1:A:1114:C:H2'	1:A:1115:G:H8	1.75	0.46
1:A:65:U:H5''	1:A:66:G:OP1	2.14	0.46
1:A:1327:A:O2'	1:A:1328:G:O4'	2.31	0.46
1:A:543:U:H4'	1:A:544:U:H5''	1.97	0.46
1:A:811:A:H2'	1:A:812:G:O4'	2.15	0.46
1:A:319:G:N2	1:A:321:G:H3'	2.30	0.46

Continued on next page...

Continued from previous page...

Atom-1	Atom-2	Interatomic distance (Å)	Clash overlap (Å)
1:A:745:C:H2'	1:A:746:G:C8	2.49	0.46
1:A:369:A:C2	1:A:386:G:O4'	2.68	0.46
1:A:78:G:C2'	1:A:79:U:H5''	2.44	0.46
1:A:1511:A:H3'	1:A:1512:C:H6	1.76	0.46
1:A:1056:G:O2'	1:A:1083:A:N1	2.49	0.46
1:A:629:U:H2'	1:A:630:C:H5'	1.98	0.46
1:A:1049:A:HO2'	1:A:1050:G:H8	1.60	0.46
1:A:1049:A:N1	1:A:1090:G:O2'	2.49	0.46
1:A:795:C:O2'	1:A:796:U:P	2.73	0.46
1:A:530:A:C4'	1:A:531:G:O5'	2.40	0.46
1:A:1204:C:O5'	1:A:1205:G:H5''	2.15	0.46
1:A:961:C:N4	1:A:1202:G:H1	2.13	0.46
1:A:1067:U:H1'	1:A:1076:G:C6	2.49	0.46
1:A:1191:C:H4'	1:A:1195:C:C5	2.50	0.46
1:A:261:G:H4'	1:A:262:C:C6	2.51	0.46
1:A:369:A:N1	1:A:386:G:O4'	2.48	0.46
1:A:610:G:H2'	1:A:611:G:H8	1.80	0.46
1:A:1289:U:O2'	1:A:1290:G:H5'	2.16	0.46
1:A:289:U:O2'	1:A:290:C:H5'	2.16	0.46
1:A:1480:A:O2'	1:A:1481:G:P	2.74	0.46
1:A:669:U:N3	1:A:686:G:O2'	2.48	0.46
1:A:686:G:H5''	1:A:687:A:H5'	1.98	0.46
1:A:377:A:H2'	1:A:378:A:H8	1.80	0.46
1:A:731:C:O2'	1:A:732:C:O5'	2.32	0.46
1:A:988:G:O2'	1:A:989:G:H5'	2.15	0.46
1:A:604:A:H2'	1:A:605:A:C8	2.50	0.46
1:A:1363:U:O2'	1:A:1364:C:H5'	2.15	0.46
1:A:988:G:H2'	1:A:989:G:C8	2.51	0.46
1:A:1174:G:O2'	1:A:1175:U:H5'	2.16	0.46
1:A:341:G:H2'	1:A:342:G:O4'	2.16	0.46
1:A:895:A:H2'	1:A:896:A:O4'	2.16	0.46
1:A:83:A:H8	1:A:83:A:P	2.39	0.46
1:A:743:G:H2'	1:A:744:G:C5'	2.46	0.46
1:A:15:G:C4	1:A:16:A:C8	3.04	0.46
1:A:314:G:O2'	1:A:315:C:H5'	2.16	0.46
1:A:317:C:O2'	1:A:318:U:H5'	2.16	0.46
1:A:816:U:H2'	1:A:817:C:H6	1.80	0.46
1:A:521:G:O2'	1:A:522:A:H5'	2.16	0.46
1:A:590:A:C2	1:A:591:A:C1'	2.99	0.46
1:A:1309:C:H2'	1:A:1310:A:O4'	2.16	0.46
1:A:117:G:H4'	1:A:286:C:O2'	2.15	0.46

Continued on next page...

Continued from previous page...

Atom-1	Atom-2	Interatomic distance (Å)	Clash overlap (Å)
1:A:1112:A:C5	1:A:1113:G:N7	2.83	0.46
1:A:91:G:H2'	1:A:92:U:O4'	2.16	0.46
1:A:74:C:C2'	1:A:75:G:H5'	2.45	0.46
1:A:794:C:O2'	1:A:878:A:N1	2.46	0.46
1:A:1381:C:H4'	1:A:1382:C:C5'	2.45	0.45
1:A:257:A:C6	1:A:258:A:C6	3.04	0.45
1:A:1327:A:N1	1:A:1356:A:H5''	2.31	0.45
1:A:495:U:H2'	1:A:496:C:C6	2.52	0.45
1:A:212:C:H2'	1:A:213:C:C6	2.50	0.45
1:A:954:A:N3	1:A:954:A:H3'	2.31	0.45
1:A:1508:A:H8	1:A:1508:A:O5'	1.99	0.45
1:A:246:G:N1	1:A:261:G:C6	2.84	0.45
1:A:2:U:O5'	1:A:613:G:N2	2.50	0.45
1:A:203:A:N1	1:A:215:G:O2'	2.47	0.45
1:A:931:G:H2'	1:A:932:U:O4'	2.16	0.45
1:A:720:A:O2'	1:A:721:C:H5'	2.16	0.45
1:A:32:A:H2'	1:A:33:A:C8	2.51	0.45
1:A:203:A:O2'	1:A:204:G:P	2.74	0.45
1:A:452:C:H2'	1:A:453:G:O4'	2.17	0.45
1:A:971:A:H2'	1:A:971:A:N3	2.32	0.45
1:A:820:G:H2'	1:A:821:G:O4'	2.16	0.45
1:A:1487:U:H2'	1:A:1488:G:H8	1.77	0.45
1:A:384:A:C6	1:A:385:C:H1'	2.52	0.45
1:A:208:U:O2'	1:A:209:U:OP1	2.31	0.45
1:A:544:U:O2'	1:A:545:C:OP1	2.32	0.45
1:A:416:U:O2'	1:A:417:C:P	2.74	0.45
1:A:1370:C:H2'	1:A:1371:C:H6	1.81	0.45
1:A:105:G:C4'	1:A:384:A:H5''	2.45	0.45
1:A:17:U:C4'	1:A:1062:A:O4'	2.62	0.45
1:A:83:A:H8	1:A:83:A:O5'	1.99	0.45
1:A:641:G:O2'	1:A:642:U:H5'	2.16	0.45
1:A:713:G:C5	1:A:714:G:H1'	2.52	0.45
1:A:419:G:H8	1:A:419:G:O5'	2.00	0.45
1:A:190:G:C6	1:A:259:U:H5''	2.51	0.45
1:A:696:G:H2'	1:A:697:G:H8	1.77	0.45
1:A:803:U:C4'	1:A:804:G:OP2	2.61	0.45
1:A:436:C:H2'	1:A:437:C:H6	1.82	0.45
1:A:1237:A:C2	1:A:1239:G:C6	3.05	0.45
1:A:928:G:HO2'	1:A:947:C:HO2'	1.64	0.45
1:A:929:U:H2'	1:A:930:G:C8	2.51	0.45
1:A:1501:C:H2'	1:A:1502:G:C8	2.52	0.45

Continued on next page...

Continued from previous page...

Atom-1	Atom-2	Interatomic distance (Å)	Clash overlap (Å)
1:A:119:G:H5'	1:A:616:G:H22	1.80	0.45
1:A:1287:A:H1'	1:A:1313:A:C2	2.51	0.45
1:A:544:U:H4'	1:A:545:C:OP2	2.16	0.45
1:A:946:A:H2'	1:A:947:C:O4'	2.17	0.45
1:A:534:U:H2'	1:A:535:U:C6	2.51	0.45
1:A:74:C:H2'	1:A:75:G:C5'	2.47	0.45
18:R:7:LYS:CA	18:R:8:PRO:CA	2.94	0.45
1:A:367:C:H2'	1:A:367:C:O2	2.17	0.45
1:A:904:G:O2'	1:A:905:G:H5'	2.17	0.45
1:A:1204:C:OP1	1:A:1205:G:H3'	2.17	0.45
1:A:1210:A:H2'	1:A:1211:C:C6	2.52	0.45
1:A:1115:G:H2'	1:A:1116:G:C8	2.41	0.45
1:A:158:U:O2'	1:A:159:C:H5'	2.17	0.45
1:A:1067:U:O3'	1:A:1068:U:H6	1.98	0.45
1:A:111:U:O4	1:A:284:G:H4'	2.17	0.45
1:A:868:U:H2'	1:A:869:A:H8	1.82	0.45
1:A:902:G:O6	1:A:1373:U:O4	2.35	0.45
1:A:1206:A:N3	1:A:1206:A:H2'	2.32	0.45
1:A:512:G:H5'	1:A:516:A:C2	2.51	0.45
1:A:1485:G:H2'	1:A:1486:C:O4'	2.17	0.45
1:A:911:C:H4'	1:A:912:A:OP1	2.16	0.45
1:A:1324:G:H2'	1:A:1325:C:H6	1.82	0.45
1:A:1168:G:H3'	1:A:1169:A:H8	1.81	0.45
1:A:638:A:H2'	1:A:639:C:H6	1.82	0.45
1:A:1222:G:H2'	1:A:1223:C:H6	1.81	0.45
1:A:1258:C:O2'	1:A:1259:U:H5'	2.17	0.45
1:A:1490:A:H2'	1:A:1491:C:C6	2.52	0.45
1:A:223:A:H2'	1:A:224:U:O4'	2.16	0.45
1:A:1230:C:H6	1:A:1230:C:H5''	1.81	0.45
1:A:1381:C:HO2'	1:A:1382:C:P	2.40	0.44
1:A:288:G:H5'	1:A:593:G:C2	2.52	0.44
1:A:1327:A:O2'	1:A:1328:G:O5'	2.35	0.44
1:A:1039:G:H2'	1:A:1040:G:O4'	2.17	0.44
1:A:430:C:H2'	1:A:431:C:C6	2.52	0.44
1:A:1345:A:H1'	1:A:1347:G:C5	2.53	0.44
1:A:696:G:O2'	1:A:697:G:C5'	2.66	0.44
1:A:735:G:H4'	1:A:737:C:H5	1.82	0.44
1:A:1407:U:O2'	1:A:1408:C:H5'	2.17	0.44
1:A:1305:A:O2'	1:A:1306:C:H5'	2.17	0.44
1:A:945:A:H4'	1:A:946:A:OP2	2.16	0.44
1:A:952:A:C4'	1:A:953:G:H5'	2.47	0.44

Continued on next page...

Continued from previous page...

Atom-1	Atom-2	Interatomic distance (Å)	Clash overlap (Å)
1:A:1073:U:O2	1:A:1075:A:C8	2.70	0.44
1:A:1039:G:H2'	1:A:1040:G:H5'	2.00	0.44
1:A:80:U:C2'	1:A:81:U:OP1	2.66	0.44
1:A:972:C:O2	1:A:1029:G:H5'	2.17	0.44
1:A:867:G:C2'	1:A:868:U:OP2	2.65	0.44
1:A:525:G:H2'	1:A:526:C:H6	1.83	0.44
1:A:842:A:O2'	1:A:843:C:H5'	2.17	0.44
1:A:1261:A:HO2'	1:A:1262:U:P	2.40	0.44
1:A:415:U:H1'	1:A:419:G:N2	2.32	0.44
1:A:1442:C:H2'	1:A:1443:C:O4'	2.18	0.44
1:A:1205:G:N2	1:A:1344:C:N3	2.61	0.44
1:A:7:G:C2	1:A:293:A:C6	3.06	0.44
1:A:744:G:H2'	1:A:745:C:C6	2.53	0.44
1:A:1109:G:H21	1:A:1128:A:N6	2.16	0.44
1:A:537:C:H2'	1:A:538:C:C6	2.53	0.44
1:A:272:C:H2'	1:A:273:G:H5'	1.99	0.44
1:A:1373:U:H1'	1:A:1509:U:OP1	2.18	0.44
1:A:696:G:C2'	1:A:697:G:O5'	2.65	0.44
1:A:635:U:H6	1:A:635:U:OP2	2.01	0.44
1:A:1287:A:N6	1:A:1312:G:H1'	2.29	0.44
1:A:1237:A:C2	1:A:1239:G:N1	2.83	0.44
1:A:1131:C:HO2'	1:A:1261:A:H2	1.65	0.44
1:A:959:U:H4'	1:A:960:A:O5'	2.17	0.44
1:A:10:A:H2'	1:A:11:G:C8	2.53	0.44
1:A:272:C:H2'	1:A:273:G:C5'	2.47	0.44
1:A:149:C:H2'	1:A:150:G:O4'	2.16	0.44
1:A:399:U:H2'	1:A:400:U:C6	2.52	0.44
1:A:1479:A:O2'	1:A:1480:A:OP1	2.26	0.44
1:A:649:G:H5'	1:A:709:C:H1'	1.99	0.44
1:A:670:A:O2'	1:A:671:G:P	2.76	0.44
1:A:1374:G:H2'	1:A:1375:U:H6	1.82	0.44
1:A:488:G:H2'	1:A:489:G:C8	2.52	0.44
1:A:322:A:O3'	1:A:323:C:C4'	2.66	0.44
1:A:322:A:O3'	1:A:323:C:O4'	2.36	0.44
1:A:384:A:H2'	1:A:385:C:H5'	1.99	0.44
1:A:66:G:N2	1:A:166:A:C2	2.85	0.44
1:A:1328:G:O2'	1:A:1329:U:P	2.75	0.44
1:A:435:A:H5''	1:A:436:C:C5	2.52	0.44
1:A:1266:A:C1'	1:A:1267:A:N7	2.81	0.44
1:A:795:C:O2'	1:A:796:U:OP2	2.36	0.44
1:A:438:C:H2'	1:A:439:G:C8	2.53	0.44

Continued on next page...

Continued from previous page...

Atom-1	Atom-2	Interatomic distance (Å)	Clash overlap (Å)
1:A:1219:A:C8	1:A:1284:C:H1'	2.53	0.44
1:A:1202:G:O2'	1:A:1203:G:H5'	2.18	0.44
1:A:798:A:C6	1:A:1485:G:N2	2.86	0.44
1:A:725:G:H2'	1:A:726:U:O4'	2.18	0.44
1:A:1142:G:O2'	1:A:1143:C:H5'	2.18	0.44
1:A:551:G:H2'	1:A:552:C:C6	2.52	0.44
1:A:139:G:O2'	1:A:140:G:H5'	2.18	0.44
1:A:1084:A:H2'	1:A:1085:C:H6	1.80	0.44
1:A:1206:A:C2	1:A:1207:C:C4	3.06	0.44
1:A:34:C:O2'	1:A:35:G:H5'	2.18	0.44
1:A:578:G:C4'	1:A:579:C:OP1	2.66	0.44
1:A:1175:U:H4'	5:E:22:GLY:CA	2.48	0.44
1:A:133:G:O2'	1:A:134:A:H5'	2.17	0.44
1:A:718:C:H6	1:A:718:C:O5'	2.00	0.44
1:A:1362:U:O2'	1:A:1363:U:P	2.76	0.44
1:A:85:U:H2'	1:A:86:C:C6	2.53	0.44
1:A:670:A:H2'	1:A:684:C:H41	1.83	0.43
1:A:323:C:O2'	1:A:324:A:P	2.76	0.43
1:A:1139:A:H1'	1:A:1162:G:H22	1.81	0.43
1:A:1400:A:C2'	1:A:1401:G:H5'	2.47	0.43
1:A:748:G:H1	1:A:795:C:H2'	1.82	0.43
1:A:7:G:O2'	1:A:8:A:P	2.77	0.43
1:A:1328:G:O2'	1:A:1329:U:C6	2.71	0.43
1:A:35:G:H2'	1:A:36:C:H6	1.77	0.43
1:A:118:U:O3'	1:A:616:G:N2	2.51	0.43
1:A:1239:G:H2'	1:A:1240:C:C6	2.53	0.43
1:A:509:C:OP1	1:A:890:A:H3'	2.18	0.43
1:A:1035:G:N7	1:A:1180:U:H3'	2.33	0.43
1:A:1042:C:C5	3:C:2:GLY:CA	3.02	0.43
1:A:985:C:H2'	1:A:986:C:C6	2.53	0.43
1:A:246:G:O2'	1:A:247:U:OP2	2.32	0.43
1:A:454:A:N3	1:A:455:C:H5	2.16	0.43
1:A:1152:G:H2'	1:A:1153:C:H6	1.83	0.43
1:A:640:G:O2'	1:A:641:G:H5'	2.18	0.43
1:A:1237:A:O3'	1:A:1238:U:C4'	2.66	0.43
1:A:335:U:H2'	1:A:336:C:C6	2.52	0.43
1:A:537:C:H2'	1:A:538:C:H6	1.84	0.43
1:A:954:A:H2'	1:A:955:A:H5''	2.00	0.43
1:A:56:U:O2'	1:A:57:G:H5'	2.18	0.43
1:A:480:A:O2'	1:A:481:U:OP1	2.25	0.43
1:A:1397:G:H2'	1:A:1398:G:C8	2.53	0.43

Continued on next page...

Continued from previous page...

Atom-1	Atom-2	Interatomic distance (Å)	Clash overlap (Å)
1:A:516:A:O2'	1:A:517:U:P	2.77	0.43
1:A:1277:C:H4'	1:A:1283:U:C5	2.53	0.43
1:A:65:U:H1'	1:A:206:G:C4'	2.49	0.43
1:A:1110:C:N3	1:A:1126:G:N2	2.66	0.43
1:A:253:G:H2'	1:A:254:G:C8	2.52	0.43
1:A:276:G:O2'	1:A:277:A:OP2	2.34	0.43
1:A:646:A:O2'	1:A:647:G:H5'	2.18	0.43
1:A:1015:G:H2'	1:A:1016:G:O4'	2.19	0.43
1:A:262:C:H2'	1:A:263:C:C6	2.54	0.43
1:A:849:A:C2'	1:A:850:A:O5'	2.66	0.43
1:A:511:C:H5'	1:A:518:A:C6	2.53	0.43
1:A:469:G:C2'	1:A:470:U:OP2	2.65	0.43
1:A:1162:G:O2'	1:A:1163:G:P	2.76	0.43
1:A:16:A:C2'	1:A:17:U:H5'	2.49	0.43
1:A:1237:A:H2	1:A:1239:G:C6	2.35	0.43
1:A:1136:G:H2'	1:A:1137:G:C8	2.51	0.43
1:A:569:C:C2'	1:A:570:G:H5'	2.49	0.43
1:A:925:C:H2'	1:A:926:A:H8	1.83	0.43
1:A:1368:G:O2'	1:A:1369:G:H5'	2.19	0.43
1:A:869:A:HO2'	1:A:1397:G:H4'	1.83	0.43
1:A:493:A:O2'	1:A:525:G:H1'	2.18	0.43
1:A:7:G:C6	1:A:293:A:C2	3.07	0.43
1:A:340:C:H5'	1:A:341:G:C6	2.54	0.43
1:A:1258:C:H2'	1:A:1259:U:C5'	2.49	0.43
1:A:535:U:H2'	1:A:536:A:C8	2.53	0.43
1:A:938:U:H2'	1:A:939:C:H5'	2.01	0.43
1:A:1201:G:H2'	1:A:1202:G:C8	2.53	0.43
1:A:453:G:N1	1:A:455:C:H5'	2.34	0.43
1:A:1266:A:O2'	1:A:1267:A:OP2	2.33	0.43
1:A:748:G:N1	1:A:795:C:H2'	2.33	0.43
1:A:954:A:O2'	1:A:956:C:OP2	2.28	0.43
1:A:1509:U:H3	1:A:1511:A:H62	1.66	0.43
1:A:846:G:H4'	1:A:849:A:N9	2.34	0.43
1:A:64:G:H4'	1:A:65:U:C5'	2.49	0.43
1:A:539:C:C2'	1:A:540:G:C5'	2.97	0.43
1:A:568:G:N3	1:A:856:C:H4'	2.34	0.43
1:A:1262:U:OP2	1:A:1263:C:H5	2.02	0.43
1:A:1142:G:H2'	1:A:1143:C:C5'	2.49	0.43
1:A:272:C:O2'	1:A:273:G:H5'	2.19	0.43
1:A:408:G:N2	1:A:423:G:O2'	2.45	0.43
1:A:1102:G:H2'	1:A:1103:U:C6	2.54	0.43

Continued on next page...

Continued from previous page...

Atom-1	Atom-2	Interatomic distance (Å)	Clash overlap (Å)
1:A:145:A:C2	1:A:146:A:H1'	2.54	0.43
1:A:21:G:H2'	1:A:22:G:H8	1.83	0.43
1:A:827:U:H2'	1:A:828:G:H5'	2.00	0.43
1:A:377:A:H2'	1:A:378:A:C8	2.54	0.43
1:A:1031:U:H1'	1:A:1182:A:N7	2.34	0.43
1:A:543:U:C4'	1:A:544:U:O5'	2.67	0.43
1:A:1237:A:H5''	1:A:1238:U:OP1	2.19	0.43
1:A:692:G:H2'	1:A:693:G:H8	1.84	0.43
1:A:1429:C:C2'	1:A:1430:U:H5'	2.48	0.43
1:A:239:U:H5'	1:A:240:C:OP1	2.19	0.42
1:A:1046:G:N2	1:A:1171:G:HO2'	2.16	0.42
1:A:339:A:C5'	1:A:340:C:H5	2.31	0.42
1:A:578:G:H2'	1:A:624:U:O4	2.19	0.42
1:A:827:U:H2'	1:A:828:G:C5'	2.49	0.42
1:A:364:C:H2'	1:A:365:C:H6	1.81	0.42
1:A:50:A:N6	1:A:356:G:H4'	2.34	0.42
1:A:1431:A:H5''	1:A:1432:C:H5	1.84	0.42
1:A:1209:C:O2	1:A:1209:C:H2'	2.19	0.42
1:A:1494:G:H2'	1:A:1495:A:O5'	2.20	0.42
1:A:19:C:C2'	1:A:20:U:H5'	2.48	0.42
1:A:1205:G:O2'	1:A:1206:A:P	2.77	0.42
1:A:1112:A:C2	1:A:1128:A:C4	3.07	0.42
1:A:897:U:H2'	1:A:898:U:C6	2.55	0.42
1:A:1515:C:H3'	1:A:1515:C:C6	2.54	0.42
1:A:112:A:H4'	1:A:113:A:O5'	2.19	0.42
1:A:772:U:O2	1:A:774:G:C8	2.72	0.42
1:A:985:C:H2'	1:A:986:C:H6	1.84	0.42
1:A:907:C:C2'	1:A:908:C:H5'	2.48	0.42
1:A:241:A:N6	1:A:276:G:H1'	2.33	0.42
1:A:406:A:N6	1:A:408:G:C2	2.88	0.42
1:A:1463:G:H2'	1:A:1464:G:N9	2.34	0.42
1:A:1463:G:H2'	1:A:1464:G:O4'	2.19	0.42
1:A:500:G:HO2'	1:A:513:G:H4'	1.83	0.42
1:A:505:C:H1'	1:A:519:C:C5'	2.49	0.42
1:A:217:U:H2'	1:A:218:U:H6	1.75	0.42
1:A:643:G:H2'	1:A:644:G:O4'	2.19	0.42
1:A:1475:U:O2'	1:A:1476:A:OP2	2.38	0.42
1:A:1351:C:H2'	1:A:1352:G:C8	2.55	0.42
1:A:1144:C:H2'	1:A:1145:C:H6	1.85	0.42
1:A:793:C:H2'	1:A:794:C:O4'	2.18	0.42
1:A:649:G:N2	1:A:723:U:O2	2.40	0.42

Continued on next page...

Continued from previous page...

Atom-1	Atom-2	Interatomic distance (Å)	Clash overlap (Å)
1:A:982:A:H5''	1:A:1003:U:C4	2.53	0.42
1:A:1267:A:C3'	1:A:1268:A:C5'	2.92	0.42
1:A:1152:G:H2'	1:A:1153:C:C6	2.55	0.42
1:A:730:C:H3'	1:A:731:C:H6	1.85	0.42
1:A:1470:A:O5'	1:A:1470:A:H8	2.02	0.42
1:A:916:G:H1	1:A:1325:C:H42	1.68	0.42
1:A:581:U:H2'	1:A:582:C:H6	1.85	0.42
1:A:366:G:H2'	1:A:367:C:C1'	2.49	0.42
1:A:907:C:O2'	1:A:908:C:H5'	2.19	0.42
1:A:1257:G:O5'	1:A:1257:G:H8	2.02	0.42
1:A:37:U:O2'	1:A:38:G:H5'	2.19	0.42
1:A:123:G:H5''	1:A:124:A:H5''	2.01	0.42
1:A:1505:U:O2'	1:A:1506:G:O5'	2.28	0.42
1:A:205:G:C2'	1:A:206:G:H5'	2.50	0.42
1:A:1067:U:O2'	1:A:1068:U:OP1	2.22	0.42
1:A:1305:A:H2'	1:A:1306:C:O4'	2.19	0.42
1:A:867:G:O2'	1:A:868:U:OP2	2.38	0.42
1:A:447:A:H2'	1:A:448:C:H6	1.84	0.42
1:A:371:G:O2'	1:A:372:G:H5'	2.19	0.42
1:A:850:A:H5''	1:A:851:G:OP2	2.19	0.42
1:A:1303:C:O2'	1:A:1304:G:C5'	2.64	0.42
1:A:1306:C:H2'	1:A:1307:C:C6	2.55	0.42
1:A:126:C:C4'	1:A:257:A:H1'	2.50	0.42
1:A:260:G:HO2'	1:A:261:G:H5'	1.84	0.42
1:A:484:C:H6	1:A:484:C:O5'	2.02	0.42
1:A:1505:U:HO2'	1:A:1506:G:C5'	2.32	0.42
1:A:1236:G:O2'	1:A:1239:G:H1'	2.20	0.42
1:A:1475:U:O2'	1:A:1476:A:C8	2.70	0.42
1:A:891:A:H2'	1:A:892:A:C8	2.54	0.42
1:A:75:G:O2'	1:A:76:G:H5'	2.19	0.42
1:A:718:C:H2'	1:A:719:C:H6	1.84	0.42
1:A:870:C:H2'	1:A:871:G:C8	2.54	0.42
1:A:1398:G:N2	1:A:1461:C:N3	2.55	0.42
1:A:981:G:N2	1:A:1020:C:N3	2.67	0.42
1:A:4:U:H5'	1:A:5:U:OP2	2.20	0.42
1:A:655:U:C2'	1:A:656:G:H5'	2.50	0.42
1:A:484:C:H1'	1:A:532:C:H1'	2.02	0.42
1:A:1385:C:H2'	1:A:1386:C:C6	2.55	0.42
1:A:1127:C:O2'	1:A:1128:A:O5'	2.38	0.42
1:A:103:C:H6	1:A:103:C:O5'	2.03	0.42
1:A:553:G:H1'	1:A:803:U:C4	2.54	0.42

Continued on next page...

Continued from previous page...

Atom-1	Atom-2	Interatomic distance (Å)	Clash overlap (Å)
1:A:1472:U:H2'	1:A:1473:C:C6	2.55	0.42
1:A:1171:G:HO2'	1:A:1172:A:P	2.42	0.42
1:A:453:G:H3'	1:A:454:A:C5'	2.50	0.42
1:A:1267:A:H2'	1:A:1268:A:C5'	2.46	0.42
1:A:1323:C:H2'	1:A:1324:G:H8	1.84	0.42
1:A:304:G:H1'	1:A:591:A:C2	2.55	0.42
1:A:788:C:H2'	1:A:789:C:H6	1.85	0.42
1:A:39:G:O6	1:A:530:A:H3'	2.20	0.42
1:A:371:G:O6	1:A:382:U:O4	2.38	0.42
1:A:798:A:C2	1:A:1506:G:C4	3.08	0.42
1:A:320:A:H2'	1:A:321:G:O4'	2.20	0.42
1:A:929:U:H2'	1:A:930:G:H8	1.85	0.42
1:A:1456:C:H2'	1:A:1457:G:O4'	2.19	0.42
1:A:1197:G:O2'	1:A:1198:C:H5'	2.19	0.42
1:A:469:G:H2'	1:A:470:U:OP2	2.20	0.41
1:A:64:G:H4'	1:A:65:U:O5'	2.19	0.41
1:A:1450:A:H2'	1:A:1451:G:C8	2.55	0.41
1:A:1237:A:H5'	1:A:1239:G:H1'	2.01	0.41
1:A:337:C:C2'	1:A:338:U:H5'	2.50	0.41
1:A:293:A:H2'	1:A:294:G:O4'	2.20	0.41
1:A:1376:A:N7	1:A:1478:C:H4'	2.35	0.41
1:A:452:C:C2'	1:A:453:G:H5'	2.50	0.41
1:A:1312:G:O2'	1:A:1313:A:C8	2.73	0.41
1:A:932:U:C2'	1:A:933:U:H5'	2.50	0.41
1:A:1424:G:H3'	1:A:1424:G:N3	2.34	0.41
1:A:1323:C:H2'	1:A:1324:G:C8	2.55	0.41
1:A:412:C:H42	1:A:421:G:H1	1.68	0.41
1:A:862:G:H2'	1:A:863:G:C8	2.54	0.41
1:A:760:A:H2'	1:A:761:G:C8	2.55	0.41
1:A:670:A:HO2'	1:A:671:G:P	2.41	0.41
1:A:684:C:H5''	1:A:686:G:O4'	2.21	0.41
1:A:347:C:N3	1:A:351:A:N6	2.68	0.41
1:A:1472:U:H6	1:A:1472:U:O5'	2.03	0.41
1:A:157:C:O2'	1:A:158:U:H5'	2.20	0.41
1:A:1409:U:H3	1:A:1450:A:H61	1.68	0.41
1:A:894:G:H2'	1:A:895:A:C8	2.55	0.41
1:A:172:C:C2'	1:A:173:A:H5'	2.50	0.41
1:A:173:A:H2'	1:A:174:U:O4'	2.21	0.41
1:A:619:U:O2'	1:A:620:G:H5'	2.20	0.41
1:A:1004:G:N7	1:A:1005:C:C5	2.87	0.41
1:A:123:G:C4'	1:A:124:A:H5''	2.42	0.41

Continued on next page...

Continued from previous page...

Atom-1	Atom-2	Interatomic distance (Å)	Clash overlap (Å)
1:A:501:C:H4'	1:A:502:C:O5'	2.21	0.41
1:A:697:G:H2'	1:A:698:A:C8	2.55	0.41
1:A:1388:U:H3	1:A:1472:U:H3	1.67	0.41
1:A:1241:C:O5'	1:A:1265:C:H4'	2.20	0.41
1:A:1307:C:H2'	1:A:1308:C:H6	1.85	0.41
1:A:23:C:H4'	1:A:890:A:N6	2.35	0.41
1:A:1167:G:C2'	1:A:1168:G:O5'	2.68	0.41
1:A:337:C:O2'	1:A:338:U:H5'	2.21	0.41
1:A:1087:A:H2'	1:A:1088:G:H8	1.86	0.41
1:A:276:G:O2'	1:A:277:A:H8	2.03	0.41
1:A:1097:C:C2'	1:A:1098:C:H5'	2.51	0.41
1:A:4:U:H5'	1:A:5:U:P	2.60	0.41
1:A:515:A:H2'	1:A:516:A:C5'	2.48	0.41
1:A:495:U:O2'	1:A:496:C:H5'	2.20	0.41
1:A:540:G:H2'	1:A:541:G:O4'	2.21	0.41
1:A:209:U:H4'	1:A:210:U:H5''	2.02	0.41
1:A:222:G:O2'	1:A:223:A:H5'	2.21	0.41
1:A:1121:G:HO2'	1:A:1122:C:P	2.44	0.41
1:A:384:A:C2'	1:A:385:C:H5'	2.51	0.41
1:A:153:G:N2	1:A:156:A:OP2	2.54	0.41
1:A:374:C:H2'	1:A:375:G:C8	2.55	0.41
1:A:178:G:H2'	1:A:179:A:C8	2.50	0.41
1:A:1423:G:H4'	1:A:1424:G:C5	2.56	0.41
1:A:919:G:H1	1:A:1322:U:H3	1.68	0.41
1:A:631:A:O2'	1:A:632:G:H5'	2.21	0.41
1:A:1009:G:N2	1:A:1011:G:C8	2.88	0.41
1:A:1289:U:H2'	1:A:1290:G:C8	2.54	0.41
1:A:795:C:O2'	1:A:796:U:C6	2.64	0.41
1:A:361:C:O2'	1:A:389:G:N2	2.54	0.41
1:A:1245:C:O2'	1:A:1246:G:H5'	2.20	0.41
1:A:130:C:H2'	1:A:131:C:C6	2.55	0.41
1:A:401:G:C4	1:A:479:A:C6	3.08	0.41
1:A:423:G:HO2'	1:A:424:U:P	2.42	0.41
1:A:1046:G:C4'	1:A:1047:U:C5'	2.95	0.41
1:A:134:A:H61	1:A:218:U:H3	1.69	0.41
1:A:893:G:H2'	1:A:894:G:C8	2.55	0.41
1:A:1270:A:C2'	1:A:1271:G:H5'	2.46	0.41
1:A:1474:G:H2'	1:A:1475:U:O4'	2.21	0.41
1:A:163:C:H2'	1:A:164:U:C6	2.56	0.41
1:A:1438:G:O2'	1:A:1439:G:H5'	2.20	0.41
1:A:1079:C:H2'	1:A:1080:C:H6	1.85	0.41

Continued on next page...

Continued from previous page...

Atom-1	Atom-2	Interatomic distance (Å)	Clash overlap (Å)
1:A:397:G:O2'	1:A:398:C:H5'	2.21	0.41
1:A:432:U:H2'	1:A:433:G:O4'	2.21	0.41
1:A:613:G:O2'	1:A:614:G:H5'	2.20	0.41
1:A:717:G:O5'	1:A:717:G:C8	2.73	0.41
1:A:512:G:C4'	1:A:516:A:C2	3.03	0.41
1:A:992:A:C2	1:A:1200:U:H1'	2.55	0.41
1:A:66:G:H4'	1:A:167:U:C5	2.55	0.41
1:A:64:G:H4'	1:A:65:U:H5''	2.02	0.41
1:A:340:C:H4'	1:A:341:G:O5'	2.20	0.41
1:A:1266:A:H1'	1:A:1267:A:N7	2.36	0.41
1:A:152:G:O2'	1:A:153:G:H5'	2.21	0.41
1:A:282:U:H2'	1:A:283:A:H5'	2.02	0.41
1:A:610:G:O2'	1:A:611:G:H5'	2.21	0.41
1:A:1159:G:N2	1:A:1161:A:H3'	2.36	0.41
1:A:1225:C:H2'	1:A:1226:A:C8	2.51	0.41
1:A:926:A:H2'	1:A:927:U:H6	1.84	0.41
1:A:920:U:O2'	1:A:921:G:H5'	2.21	0.41
1:A:361:C:O2'	1:A:362:U:P	2.79	0.41
1:A:128:A:C6	1:A:129:C:N3	2.88	0.41
1:A:956:C:H41	1:A:1341:A:H62	1.69	0.41
1:A:758:G:O2'	1:A:759:G:H5'	2.20	0.41
1:A:238:A:N6	1:A:276:G:C2'	2.83	0.41
1:A:1387:G:HO2'	1:A:1388:U:H5'	1.84	0.41
1:A:449:C:H42	1:A:461:G:H1	1.68	0.41
1:A:962:C:H2'	1:A:963:A:C8	2.56	0.41
1:A:143:A:O2'	1:A:144:C:H5'	2.21	0.40
1:A:51:A:H4'	1:A:52:G:O5'	2.21	0.40
1:A:1120:G:H3'	1:A:1120:G:N3	2.36	0.40
1:A:599:G:H2'	1:A:600:G:H8	1.86	0.40
1:A:904:G:H2'	1:A:905:G:H8	1.86	0.40
1:A:849:A:C5	1:A:851:G:C8	3.09	0.40
1:A:160:G:O2'	1:A:161:G:H5'	2.21	0.40
1:A:107:U:H2'	1:A:108:G:C8	2.56	0.40
1:A:1515:C:C3'	1:A:1515:C:C6	3.05	0.40
1:A:1281:G:HO2'	1:A:1282:U:H6	1.61	0.40
1:A:1468:G:H22	1:A:1469:A:H62	1.68	0.40
1:A:361:C:HO2'	1:A:362:U:P	2.43	0.40
1:A:389:G:H2'	1:A:390:C:C6	2.55	0.40
1:A:394:G:H2'	1:A:395:C:H6	1.85	0.40
1:A:190:G:H22	1:A:258:A:H4'	1.87	0.40
1:A:1024:G:C2'	1:A:1025:C:H5'	2.52	0.40

Continued on next page...

Continued from previous page...

Atom-1	Atom-2	Interatomic distance (Å)	Clash overlap (Å)
1:A:526:C:C2'	1:A:527:G:H5'	2.52	0.40
1:A:549:G:C4'	1:A:550:G:OP1	2.56	0.40
1:A:247:U:H2'	1:A:248:U:C5	2.57	0.40
1:A:261:G:N2	1:A:264:C:C5	2.85	0.40
1:A:1227:C:H2'	1:A:1228:U:H6	1.85	0.40
1:A:1266:A:C4'	1:A:1267:A:C8	3.04	0.40
1:A:156:A:C5	1:A:157:C:H1'	2.56	0.40
1:A:913:C:H1'	1:A:1364:C:H42	1.87	0.40
1:A:788:C:H2'	1:A:789:C:C6	2.56	0.40
1:A:6:G:H3'	1:A:6:G:N3	2.37	0.40
1:A:503:A:N6	1:A:512:G:H1'	2.37	0.40
1:A:105:G:C5'	1:A:384:A:H4'	2.46	0.40
1:A:1077:U:H5'	1:A:1091:C:O2	2.22	0.40
1:A:809:C:H2'	1:A:810:U:H6	1.84	0.40
1:A:1100:C:O4'	1:A:1160:A:H1'	2.21	0.40
1:A:1274:G:H2'	1:A:1275:G:O4'	2.21	0.40
1:A:565:U:H2'	1:A:566:A:C8	2.56	0.40

All (2) symmetry-related close contacts are listed below. The label for Atom-2 includes the symmetry operator and encoded unit-cell translations to be applied.

Atom-1	Atom-2	Interatomic distance (Å)	Clash overlap (Å)
1:A:823:C:N4	1:A:823:C:N4[7_556]	1.09	1.11
20:T:50:GLU:CA	25:K:1014:WO2:O25[3_555]	1.89	0.31

5.3 Torsion angles [i](#)

5.3.1 Protein backbone [i](#)

There are no protein backbone outliers to report in this entry.

5.3.2 Protein sidechains [i](#)

There are no protein residues with a non-rotameric sidechain to report in this entry.

5.3.3 RNA [i](#)

Mol	Chain	Analysed	Backbone Outliers	Pucker Outliers
1	A	1513/1514 (99%)	287 (18%)	140 (9%)

All (287) RNA backbone outliers are listed below:

Mol	Chain	Res	Type
1	A	3	G
1	A	4	U
1	A	5	U
1	A	6	G
1	A	8	A
1	A	9	G
1	A	13	U
1	A	14	U
1	A	31	G
1	A	32	A
1	A	39	G
1	A	47	C
1	A	48	C
1	A	49	U
1	A	50	A
1	A	51	A
1	A	52	G
1	A	54	C
1	A	61	G
1	A	65	U
1	A	66	G
1	A	79	U
1	A	80	U
1	A	102	A
1	A	103	C
1	A	109	A
1	A	113	A
1	A	114	C
1	A	115	G
1	A	123	G
1	A	124	A
1	A	125	C
1	A	154	A
1	A	168	C
1	A	176	U
1	A	188	U
1	A	189	U
1	A	190	G

Continued on next page...

Continued from previous page...

Mol	Chain	Res	Type
1	A	191	G
1	A	201	A
1	A	203	A
1	A	204	G
1	A	207	C
1	A	209	U
1	A	210	U
1	A	211	G
1	A	239	U
1	A	240	C
1	A	242	G
1	A	246	G
1	A	247	U
1	A	261	G
1	A	262	C
1	A	270	G
1	A	274	A
1	A	275	C
1	A	276	G
1	A	277	A
1	A	284	G
1	A	301	G
1	A	311	G
1	A	316	A
1	A	323	C
1	A	324	A
1	A	325	C
1	A	327	G
1	A	341	G
1	A	347	C
1	A	348	A
1	A	349	G
1	A	362	U
1	A	363	U
1	A	367	C
1	A	368	A
1	A	383	G
1	A	392	A
1	A	393	C
1	A	401	G
1	A	407	A
1	A	408	G

Continued on next page...

Continued from previous page...

Mol	Chain	Res	Type
1	A	416	U
1	A	417	C
1	A	418	G
1	A	423	G
1	A	424	U
1	A	425	A
1	A	434	A
1	A	446	A
1	A	454	A
1	A	455	C
1	A	456	G
1	A	465	G
1	A	468	G
1	A	469	G
1	A	470	U
1	A	480	A
1	A	481	U
1	A	483	G
1	A	491	C
1	A	492	A
1	A	493	A
1	A	494	C
1	A	501	C
1	A	502	C
1	A	510	G
1	A	516	A
1	A	517	U
1	A	519	C
1	A	531	G
1	A	542	A
1	A	543	U
1	A	544	U
1	A	545	C
1	A	546	A
1	A	549	G
1	A	550	G
1	A	555	A
1	A	556	A
1	A	558	G
1	A	559	G
1	A	560	G
1	A	579	C

Continued on next page...

Continued from previous page...

Mol	Chain	Res	Type
1	A	635	U
1	A	636	A
1	A	648	A
1	A	671	G
1	A	684	C
1	A	685	A
1	A	686	G
1	A	687	A
1	A	697	G
1	A	699	A
1	A	701	G
1	A	704	G
1	A	706	U
1	A	731	C
1	A	736	A
1	A	737	C
1	A	738	G
1	A	760	A
1	A	764	A
1	A	776	U
1	A	788	C
1	A	796	U
1	A	798	A
1	A	800	C
1	A	801	G
1	A	802	A
1	A	803	U
1	A	804	G
1	A	811	A
1	A	822	U
1	A	823	C
1	A	824	U
1	A	825	C
1	A	847	U
1	A	848	U
1	A	849	A
1	A	850	A
1	A	851	G
1	A	862	G
1	A	866	A
1	A	867	G
1	A	868	U

Continued on next page...

Continued from previous page...

Mol	Chain	Res	Type
1	A	879	G
1	A	891	A
1	A	903	G
1	A	911	C
1	A	912	A
1	A	922	G
1	A	937	U
1	A	938	U
1	A	943	G
1	A	945	A
1	A	946	A
1	A	948	G
1	A	949	C
1	A	951	A
1	A	952	A
1	A	953	G
1	A	954	A
1	A	959	U
1	A	960	A
1	A	969	U
1	A	970	G
1	A	971	A
1	A	983	A
1	A	1002	G
1	A	1004	G
1	A	1005	C
1	A	1013	G
1	A	1032	G
1	A	1036	C
1	A	1046	G
1	A	1047	U
1	A	1048	C
1	A	1050	G
1	A	1067	U
1	A	1068	U
1	A	1076	G
1	A	1083	A
1	A	1084	A
1	A	1099	G
1	A	1106	G
1	A	1107	U
1	A	1108	U

Continued on next page...

Continued from previous page...

Mol	Chain	Res	Type
1	A	1109	G
1	A	1111	C
1	A	1112	A
1	A	1113	G
1	A	1118	U
1	A	1119	C
1	A	1120	G
1	A	1121	G
1	A	1122	C
1	A	1127	C
1	A	1128	A
1	A	1140	C
1	A	1141	U
1	A	1142	G
1	A	1163	G
1	A	1164	A
1	A	1165	G
1	A	1177	U
1	A	1178	G
1	A	1181	C
1	A	1182	A
1	A	1183	G
1	A	1193	U
1	A	1195	C
1	A	1205	G
1	A	1206	A
1	A	1207	C
1	A	1208	A
1	A	1221	U
1	A	1222	G
1	A	1238	U
1	A	1261	A
1	A	1262	U
1	A	1263	C
1	A	1266	A
1	A	1267	A
1	A	1280	A
1	A	1281	G
1	A	1282	U
1	A	1284	C
1	A	1286	G
1	A	1301	C

Continued on next page...

Continued from previous page...

Mol	Chain	Res	Type
1	A	1303	C
1	A	1319	G
1	A	1327	A
1	A	1328	G
1	A	1329	U
1	A	1334	G
1	A	1345	A
1	A	1346	U
1	A	1347	G
1	A	1363	U
1	A	1377	C
1	A	1378	A
1	A	1379	C
1	A	1380	A
1	A	1382	C
1	A	1383	G
1	A	1424	G
1	A	1426	A
1	A	1432	C
1	A	1433	G
1	A	1453	G
1	A	1456	C
1	A	1469	A
1	A	1476	A
1	A	1479	A
1	A	1480	A
1	A	1481	G
1	A	1483	U
1	A	1484	A
1	A	1494	G
1	A	1495	A
1	A	1506	G
1	A	1507	G
1	A	1510	C
1	A	1511	A
1	A	1512	C
1	A	1513	C
1	A	1514	U
1	A	1515	C

All (140) RNA pucker outliers are listed below:

Mol	Chain	Res	Type
1	A	3	G
1	A	4	U
1	A	7	G
1	A	8	A
1	A	13	U
1	A	30	U
1	A	31	G
1	A	47	C
1	A	48	C
1	A	50	A
1	A	51	A
1	A	60	A
1	A	64	G
1	A	102	A
1	A	108	G
1	A	112	A
1	A	114	C
1	A	123	G
1	A	167	U
1	A	190	G
1	A	203	A
1	A	208	U
1	A	209	U
1	A	210	U
1	A	238	A
1	A	239	U
1	A	241	A
1	A	245	A
1	A	246	G
1	A	261	G
1	A	269	A
1	A	274	A
1	A	275	C
1	A	276	G
1	A	322	A
1	A	323	C
1	A	324	A
1	A	340	C
1	A	361	C
1	A	362	U
1	A	416	U
1	A	423	G
1	A	424	U

Continued on next page...

Continued from previous page...

Mol	Chain	Res	Type
1	A	433	G
1	A	445	A
1	A	454	A
1	A	468	G
1	A	469	G
1	A	479	A
1	A	480	A
1	A	482	A
1	A	491	C
1	A	492	A
1	A	501	C
1	A	516	A
1	A	518	A
1	A	530	A
1	A	542	A
1	A	543	U
1	A	544	U
1	A	545	C
1	A	549	G
1	A	558	G
1	A	559	G
1	A	578	G
1	A	635	U
1	A	636	A
1	A	670	A
1	A	684	C
1	A	700	C
1	A	704	G
1	A	736	A
1	A	795	C
1	A	800	C
1	A	802	A
1	A	803	U
1	A	848	U
1	A	849	A
1	A	850	A
1	A	861	U
1	A	866	A
1	A	867	G
1	A	890	A
1	A	911	C
1	A	937	U

Continued on next page...

Continued from previous page...

Mol	Chain	Res	Type
1	A	942	A
1	A	945	A
1	A	951	A
1	A	952	A
1	A	959	U
1	A	969	U
1	A	970	G
1	A	1031	U
1	A	1046	G
1	A	1047	U
1	A	1049	A
1	A	1067	U
1	A	1076	G
1	A	1083	A
1	A	1111	C
1	A	1117	U
1	A	1121	G
1	A	1127	C
1	A	1139	A
1	A	1162	G
1	A	1163	G
1	A	1164	A
1	A	1177	U
1	A	1182	A
1	A	1195	C
1	A	1205	G
1	A	1206	A
1	A	1207	C
1	A	1220	A
1	A	1221	U
1	A	1266	A
1	A	1279	C
1	A	1283	U
1	A	1300	A
1	A	1326	U
1	A	1327	A
1	A	1328	G
1	A	1345	A
1	A	1346	U
1	A	1362	U
1	A	1376	A
1	A	1378	A

Continued on next page...

Continued from previous page...

Mol	Chain	Res	Type
1	A	1381	C
1	A	1382	C
1	A	1425	G
1	A	1431	A
1	A	1432	C
1	A	1475	U
1	A	1479	A
1	A	1480	A
1	A	1481	G
1	A	1483	U
1	A	1505	U
1	A	1506	G
1	A	1514	U

5.4 Non-standard residues in protein, DNA, RNA chains [i](#)

There are no non-standard protein/DNA/RNA residues in this entry.

5.5 Carbohydrates [i](#)

There are no carbohydrates in this entry.

5.6 Ligand geometry [i](#)

Of 89 ligands modelled in this entry, 77 are monoatomic - leaving 12 for Mogul analysis.

In the following table, the Counts columns list the number of bonds (or angles) for which Mogul statistics could be retrieved, the number of bonds (or angles) that are observed in the model and the number of bonds (or angles) that are defined in the chemical component dictionary. The Link column lists molecule types, if any, to which the group is linked. The Z score for a bond length (or angle) is the number of standard deviations the observed value is removed from the expected value. A bond length (or angle) with $|Z| > 2$ is considered an outlier worth inspection. RMSZ is the root-mean-square of all Z scores of the bond lengths (or angles).

Mol	Type	Chain	Res	Link	Bond lengths			Bond angles		
					Counts	RMSZ	$\# Z > 2$	Counts	RMSZ	$\# Z > 2$
25	WO2	A	1578	-	54,116,116	54.94	10 (18%)	6,348,348	12.84	2 (33%)
25	WO2	A	1579	-	54,116,116	54.93	10 (18%)	6,348,348	12.83	2 (33%)
25	WO2	A	1580	-	54,116,116	54.94	10 (18%)	6,348,348	12.84	2 (33%)
25	WO2	B	1001	-	54,116,116	54.94	10 (18%)	6,348,348	12.83	2 (33%)

Mol	Type	Chain	Res	Link	Bond lengths			Bond angles		
					Counts	RMSZ	# Z > 2	Counts	RMSZ	# Z > 2
25	WO2	B	1002	-	54,116,116	54.93	11 (20%)	6,348,348	12.83	2 (33%)
25	WO2	B	1004	-	54,116,116	54.92	11 (20%)	6,348,348	12.82	2 (33%)
25	WO2	E	1005	-	54,116,116	54.92	11 (20%)	6,348,348	12.82	2 (33%)
25	WO2	E	1012	-	54,116,116	54.92	10 (18%)	6,348,348	12.82	2 (33%)
25	WO2	H	1010	-	54,116,116	54.94	10 (18%)	6,348,348	12.84	2 (33%)
25	WO2	J	1009	-	54,116,116	54.94	10 (18%)	6,348,348	12.83	2 (33%)
25	WO2	K	1014	-	54,116,116	54.93	10 (18%)	6,348,348	12.83	2 (33%)
25	WO2	T	1013	-	54,116,116	54.93	10 (18%)	6,348,348	12.82	2 (33%)

In the following table, the Chirals column lists the number of chiral outliers, the number of chiral centers analysed, the number of these observed in the model and the number defined in the chemical component dictionary. Similar counts are reported in the Torsion and Rings columns. '-' means no outliers of that kind were identified.

Mol	Type	Chain	Res	Link	Chirals	Torsions	Rings
25	WO2	A	1578	-	-	0/0/624/624	0/0/35/35
25	WO2	A	1579	-	-	0/0/624/624	0/0/35/35
25	WO2	A	1580	-	-	0/0/624/624	0/0/35/35
25	WO2	B	1001	-	-	0/0/624/624	0/0/35/35
25	WO2	B	1002	-	-	0/0/624/624	0/0/35/35
25	WO2	B	1004	-	-	0/0/624/624	0/0/35/35
25	WO2	E	1005	-	-	0/0/624/624	0/0/35/35
25	WO2	E	1012	-	-	0/0/624/624	0/0/35/35
25	WO2	H	1010	-	-	0/0/624/624	0/0/35/35
25	WO2	J	1009	-	-	0/0/624/624	0/0/35/35
25	WO2	K	1014	-	-	0/0/624/624	0/0/35/35
25	WO2	T	1013	-	-	0/0/624/624	0/0/35/35

All (123) bond length outliers are listed below:

Mol	Chain	Res	Type	Atoms	Z	Observed(Å)	Ideal(Å)
25	K	1014	WO2	W11-O10	-3.20	1.78	1.90
25	A	1578	WO2	W11-O10	-3.18	1.78	1.90
25	B	1001	WO2	W11-O10	-3.18	1.78	1.90
25	H	1010	WO2	W11-O10	-3.18	1.78	1.90
25	A	1580	WO2	W11-O10	-3.18	1.78	1.90
25	B	1002	WO2	W11-O10	-3.18	1.78	1.90
25	B	1004	WO2	W11-O10	-3.17	1.78	1.90
25	T	1013	WO2	W11-O10	-3.17	1.78	1.90
25	E	1012	WO2	W11-O10	-3.17	1.78	1.90

Continued on next page...

Continued from previous page...

Mol	Chain	Res	Type	Atoms	Z	Observed(Å)	Ideal(Å)
25	A	1579	WO2	W11-O10	-3.16	1.78	1.90
25	E	1005	WO2	W11-O10	-3.16	1.78	1.90
25	J	1009	WO2	W11-O10	-3.14	1.79	1.90
25	B	1002	WO2	W9-O9	-2.30	1.82	1.90
25	E	1012	WO2	W9-O9	-2.28	1.82	1.90
25	J	1009	WO2	W9-O9	-2.28	1.82	1.90
25	A	1580	WO2	W9-O9	-2.28	1.82	1.90
25	B	1001	WO2	W9-O9	-2.28	1.82	1.90
25	H	1010	WO2	W9-O9	-2.27	1.82	1.90
25	A	1579	WO2	W9-O9	-2.27	1.82	1.90
25	B	1004	WO2	W9-O9	-2.26	1.82	1.90
25	T	1013	WO2	W9-O9	-2.26	1.82	1.90
25	A	1578	WO2	W9-O9	-2.25	1.82	1.90
25	K	1014	WO2	W9-O9	-2.24	1.82	1.90
25	E	1005	WO2	W9-O9	-2.24	1.82	1.90
25	J	1009	WO2	W11-O16	-2.22	1.83	1.94
25	E	1005	WO2	W11-O16	-2.22	1.83	1.94
25	A	1578	WO2	W11-O16	-2.20	1.83	1.94
25	E	1012	WO2	W11-O16	-2.20	1.83	1.94
25	B	1001	WO2	W11-O16	-2.19	1.83	1.94
25	A	1580	WO2	W11-O16	-2.19	1.83	1.94
25	B	1004	WO2	W11-O16	-2.19	1.83	1.94
25	T	1013	WO2	W11-O16	-2.19	1.83	1.94
25	A	1579	WO2	W11-O16	-2.19	1.83	1.94
25	K	1014	WO2	W11-O16	-2.18	1.83	1.94
25	B	1002	WO2	W11-O16	-2.18	1.83	1.94
25	H	1010	WO2	W11-O16	-2.17	1.83	1.94
25	B	1004	WO2	W5-O16	2.00	2.05	1.94
25	B	1002	WO2	W5-O16	2.00	2.05	1.94
25	E	1005	WO2	W5-O16	2.01	2.05	1.94
25	E	1005	WO2	P2-OP7	2.37	1.57	1.53
25	K	1014	WO2	P2-OP7	2.38	1.57	1.53
25	J	1009	WO2	P2-OP7	2.40	1.57	1.53
25	E	1012	WO2	P2-OP7	2.40	1.57	1.53
25	B	1004	WO2	P2-OP7	2.40	1.57	1.53
25	B	1002	WO2	P2-OP7	2.41	1.57	1.53
25	B	1001	WO2	P2-OP7	2.41	1.57	1.53
25	T	1013	WO2	P2-OP7	2.41	1.57	1.53
25	A	1580	WO2	P2-OP7	2.42	1.57	1.53
25	A	1578	WO2	P2-OP7	2.42	1.57	1.53
25	A	1579	WO2	P2-OP7	2.44	1.57	1.53
25	H	1010	WO2	P2-OP7	2.46	1.57	1.53

Continued on next page...

Continued from previous page...

Mol	Chain	Res	Type	Atoms	Z	Observed(Å)	Ideal(Å)
25	E	1012	WO2	P1-OP3	2.47	1.58	1.53
25	E	1005	WO2	P1-OP3	2.49	1.58	1.53
25	A	1578	WO2	P1-OP3	2.50	1.58	1.53
25	B	1001	WO2	P1-OP3	2.51	1.58	1.53
25	K	1014	WO2	P1-OP3	2.52	1.58	1.53
25	A	1580	WO2	P1-OP3	2.52	1.58	1.53
25	B	1004	WO2	P1-OP3	2.53	1.58	1.53
25	A	1579	WO2	P1-OP3	2.53	1.58	1.53
25	T	1013	WO2	P1-OP3	2.53	1.58	1.53
25	B	1002	WO2	P1-OP3	2.53	1.58	1.53
25	H	1010	WO2	P1-OP3	2.54	1.58	1.53
25	J	1009	WO2	P1-OP3	2.58	1.58	1.53
25	B	1002	WO2	W3-O8	2.63	1.99	1.90
25	A	1580	WO2	W3-O8	2.65	1.99	1.90
25	E	1012	WO2	W3-O8	2.65	1.99	1.90
25	B	1001	WO2	W3-O8	2.65	1.99	1.90
25	J	1009	WO2	W3-O8	2.66	1.99	1.90
25	J	1009	WO2	P1-OP1	2.66	1.58	1.53
25	K	1014	WO2	W3-O8	2.66	1.99	1.90
25	H	1010	WO2	W3-O8	2.67	2.00	1.90
25	B	1004	WO2	W3-O8	2.68	2.00	1.90
25	A	1579	WO2	W3-O8	2.68	2.00	1.90
25	T	1013	WO2	W3-O8	2.68	2.00	1.90
25	E	1005	WO2	W3-O8	2.68	2.00	1.90
25	E	1005	WO2	P1-OP1	2.68	1.58	1.53
25	K	1014	WO2	P1-OP1	2.69	1.58	1.53
25	E	1012	WO2	P1-OP1	2.70	1.58	1.53
25	H	1010	WO2	P1-OP1	2.70	1.58	1.53
25	A	1578	WO2	W3-O8	2.70	2.00	1.90
25	B	1004	WO2	P1-OP1	2.71	1.58	1.53
25	A	1580	WO2	P1-OP1	2.72	1.58	1.53
25	A	1578	WO2	P1-OP1	2.72	1.58	1.53
25	T	1013	WO2	P1-OP1	2.73	1.58	1.53
25	B	1001	WO2	P1-OP1	2.73	1.58	1.53
25	B	1002	WO2	P1-OP1	2.74	1.58	1.53
25	A	1579	WO2	P1-OP1	2.77	1.58	1.53
25	H	1010	WO2	W3-O11	3.76	2.03	1.90
25	K	1014	WO2	W3-O11	3.76	2.03	1.90
25	E	1012	WO2	W3-O11	3.76	2.03	1.90
25	J	1009	WO2	W3-O11	3.78	2.04	1.90
25	B	1001	WO2	W3-O11	3.78	2.04	1.90
25	T	1013	WO2	W3-O11	3.79	2.04	1.90

Continued on next page...

Continued from previous page...

Mol	Chain	Res	Type	Atoms	Z	Observed(Å)	Ideal(Å)
25	B	1002	WO2	W3-O11	3.79	2.04	1.90
25	A	1578	WO2	W3-O11	3.79	2.04	1.90
25	E	1005	WO2	W3-O11	3.79	2.04	1.90
25	A	1579	WO2	W3-O11	3.79	2.04	1.90
25	A	1580	WO2	W3-O11	3.80	2.04	1.90
25	B	1004	WO2	W3-O11	3.82	2.04	1.90
25	J	1009	WO2	W9-O12	3.89	2.04	1.90
25	K	1014	WO2	W9-O12	3.90	2.04	1.90
25	A	1579	WO2	W9-O12	3.90	2.04	1.90
25	T	1013	WO2	W9-O12	3.90	2.04	1.90
25	B	1002	WO2	W9-O12	3.91	2.04	1.90
25	E	1012	WO2	W9-O12	3.91	2.04	1.90
25	B	1001	WO2	W9-O12	3.91	2.04	1.90
25	A	1578	WO2	W9-O12	3.91	2.04	1.90
25	H	1010	WO2	W9-O12	3.92	2.04	1.90
25	B	1004	WO2	W9-O12	3.92	2.04	1.90
25	A	1580	WO2	W9-O12	3.92	2.04	1.90
25	E	1005	WO2	W9-O12	3.93	2.04	1.90
25	E	1005	WO2	P2-OP5	403.40	8.55	1.53
25	B	1004	WO2	P2-OP5	403.46	8.56	1.53
25	E	1012	WO2	P2-OP5	403.46	8.56	1.53
25	T	1013	WO2	P2-OP5	403.52	8.56	1.53
25	A	1579	WO2	P2-OP5	403.52	8.56	1.53
25	B	1002	WO2	P2-OP5	403.52	8.56	1.53
25	K	1014	WO2	P2-OP5	403.53	8.56	1.53
25	B	1001	WO2	P2-OP5	403.54	8.56	1.53
25	J	1009	WO2	P2-OP5	403.55	8.56	1.53
25	A	1578	WO2	P2-OP5	403.55	8.56	1.53
25	H	1010	WO2	P2-OP5	403.56	8.56	1.53
25	A	1580	WO2	P2-OP5	403.59	8.56	1.53

All (24) bond angle outliers are listed below:

Mol	Chain	Res	Type	Atoms	Z	Observed(°)	Ideal(°)
25	A	1580	WO2	OP6-P2-OP5	-29.13	61.91	111.62
25	J	1009	WO2	OP6-P2-OP5	-29.13	61.91	111.62
25	A	1578	WO2	OP6-P2-OP5	-29.13	61.92	111.62
25	H	1010	WO2	OP6-P2-OP5	-29.12	61.93	111.62
25	B	1001	WO2	OP6-P2-OP5	-29.11	61.94	111.62
25	A	1579	WO2	OP6-P2-OP5	-29.11	61.94	111.62
25	B	1002	WO2	OP6-P2-OP5	-29.11	61.95	111.62
25	T	1013	WO2	OP6-P2-OP5	-29.10	61.96	111.62

Continued on next page...

Continued from previous page...

Mol	Chain	Res	Type	Atoms	Z	Observed(°)	Ideal(°)
25	K	1014	WO2	OP6-P2-OP5	-29.10	61.96	111.62
25	E	1005	WO2	OP6-P2-OP5	-29.10	61.96	111.62
25	B	1004	WO2	OP6-P2-OP5	-29.09	61.99	111.62
25	E	1012	WO2	OP6-P2-OP5	-29.08	62.00	111.62
25	H	1010	WO2	OP7-P2-OP5	-11.72	91.63	111.62
25	K	1014	WO2	OP7-P2-OP5	-11.70	91.66	111.62
25	A	1580	WO2	OP7-P2-OP5	-11.69	91.67	111.62
25	A	1578	WO2	OP7-P2-OP5	-11.69	91.67	111.62
25	B	1001	WO2	OP7-P2-OP5	-11.69	91.67	111.62
25	E	1012	WO2	OP7-P2-OP5	-11.68	91.68	111.62
25	J	1009	WO2	OP7-P2-OP5	-11.67	91.70	111.62
25	B	1002	WO2	OP7-P2-OP5	-11.67	91.70	111.62
25	T	1013	WO2	OP7-P2-OP5	-11.67	91.70	111.62
25	B	1004	WO2	OP7-P2-OP5	-11.66	91.71	111.62
25	A	1579	WO2	OP7-P2-OP5	-11.66	91.72	111.62
25	E	1005	WO2	OP7-P2-OP5	-11.65	91.74	111.62

There are no chirality outliers.

There are no torsion outliers.

There are no ring outliers.

2 monomers are involved in 4 short contacts:

Mol	Chain	Res	Type	Clashes	Symm-Clashes
25	B	1001	WO2	1	0
25	K	1014	WO2	2	1

5.7 Other polymers [i](#)

There are no such residues in this entry.

5.8 Polymer linkage issues [i](#)

There are no chain breaks in this entry.

6 Fit of model and data [i](#)

6.1 Protein, DNA and RNA chains [i](#)

EDS was not executed - this section will therefore be empty.

6.2 Non-standard residues in protein, DNA, RNA chains [i](#)

EDS was not executed - this section will therefore be empty.

6.3 Carbohydrates [i](#)

EDS was not executed - this section will therefore be empty.

6.4 Ligands [i](#)

EDS was not executed - this section will therefore be empty.

6.5 Other polymers [i](#)

EDS was not executed - this section will therefore be empty.