



# Full wwPDB X-ray Structure Validation Report ⓘ

Aug 1, 2016 – 06:30 PM EDT

PDB ID : 5IBB  
Title : Structure of T. thermophilus 70S ribosome complex with mRNA, tRNA<sup>f</sup>Met and cognate tRNA<sup>Val</sup> in the A-site  
Authors : Rozov, A.; Demeshkina, N.; Yusupov, M.; Yusupova, G.  
Deposited on : 2016-02-22  
Resolution : 2.96 Å(reported)

This is a Full wwPDB X-ray Structure Validation Report for a publicly released PDB entry.

We welcome your comments at [validation@mail.wwpdb.org](mailto:validation@mail.wwpdb.org)

A user guide is available at

<http://wwpdb.org/validation/2016/XrayValidationReportHelp>

with specific help available everywhere you see the ⓘ symbol.

---

The following versions of software and data (see [references ⓘ](#)) were used in the production of this report:

MolProbity : 4.02b-467  
Mogul : 1.7.1 (RC1), CSD as537be (2016)  
Xtriage (Phenix) : 1.9-1692  
EDS : rb-20027939  
Percentile statistics : 20151230.v01 (using entries in the PDB archive December 30th 2015)  
Refmac : 5.8.0135  
CCP4 : 6.5.0  
Ideal geometry (proteins) : Engh & Huber (2001)  
Ideal geometry (DNA, RNA) : Parkinson et al. (1996)  
Validation Pipeline (wwPDB-VP) : rb-20027939

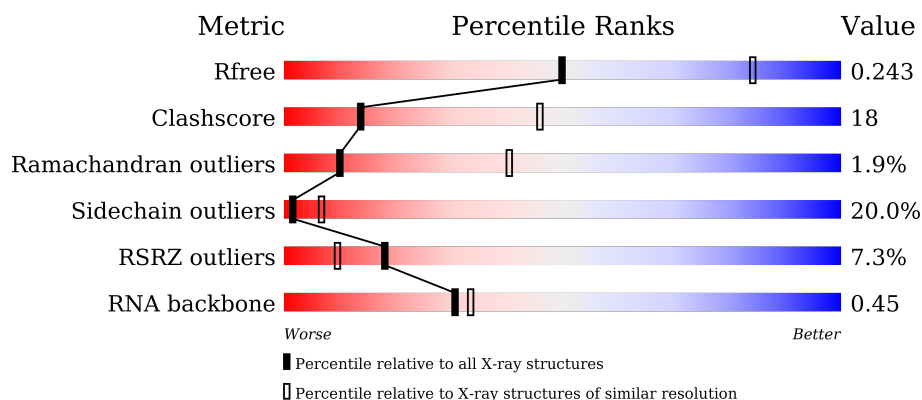
# 1 Overall quality at a glance

The following experimental techniques were used to determine the structure:

*X-RAY DIFFRACTION*



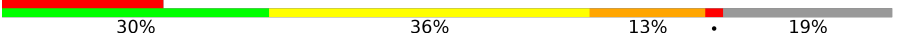
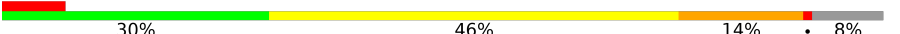
The reported resolution of this entry is 2.96 Å.

Percentile scores (ranging between 0-100) for global validation metrics of the entry are shown in the following graphic. The table shows the number of entries on which the scores are based.



Metric	Whole archive (#Entries)	Similar resolution (#Entries, resolution range(Å))
$R_{free}$	91344	2184 (3.00-2.92)
Clashscore	102246	2552 (3.00-2.92)
Ramachandran outliers	100387	2468 (3.00-2.92)
Sidechain outliers	100360	2471 (3.00-2.92)
RSRZ outliers	91569	2201 (3.00-2.92)
RNA backbone	2183	1010 (3.36-2.56)

The table below summarises the geometric issues observed across the polymeric chains and their fit to the electron density. The red, orange, yellow and green segments on the lower bar indicate the fraction of residues that contain outliers for  $\geq 3$ , 2, 1 and 0 types of geometric quality criteria. A grey segment represents the fraction of residues that are not modelled. The numeric value for each fraction is indicated below the corresponding segment, with a dot representing fractions  $\leq 5\%$ . The upper red bar (where present) indicates the fraction of residues that have poor fit to the electron density. The numeric value is given above the bar.

Mol	Chain	Length	Quality of chain
1	13	1522	
1	1G	1522	
2	12	256	
2	1E	256	

*Continued on next page...*

Continued from previous page...

Mol	Chain	Length	Quality of chain
3	22	239	
3	2E	239	
4	32	209	
4	3E	209	
5	42	162	
5	4E	162	
6	52	101	
6	5E	101	
7	62	156	
7	6E	156	
8	72	138	
8	7E	138	
9	82	128	
9	8E	128	
10	1A	105	
10	1I	105	
11	2A	129	
11	2I	129	
12	3A	132	
12	3I	132	
13	4A	126	
13	4I	126	
14	5A	61	
14	5I	61	
15	6A	89	

Continued on next page...

Continued from previous page...

Mol	Chain	Length	Quality of chain
15	6I	89	
16	7A	88	
16	7I	88	
17	8A	105	
17	8I	105	
18	9A	88	
18	9I	88	
19	AA	93	
19	AI	93	
20	BA	106	
20	BI	106	
21	1B	27	
21	1F	27	
22	1K	76	
23	2K	77	
23	2L	77	
24	3K	76	
24	3L	76	
25	4K	30	
25	4L	30	
26	14	2917	
26	1H	2917	
27	16	122	
27	1J	122	
28	7I	229	

Continued on next page...



Continued from previous page...

Mol	Chain	Length	Quality of chain
28	79	229	
29	11	276	
29	19	276	
30	21	206	
30	29	206	
31	31	210	
31	39	210	
32	41	182	
32	49	182	
33	51	180	
33	59	180	
34	61	148	
34	69	148	
35	15	140	
35	58	140	
36	25	122	
36	68	122	
37	35	150	
37	78	150	
38	45	141	
38	88	141	
39	55	118	
39	98	118	
40	65	112	
40	A8	112	

Continued on next page...

Continued from previous page...

Mol	Chain	Length	Quality of chain
41	75	146	
41	B8	146	
42	85	118	
42	C8	118	
43	95	101	
43	D8	101	
44	A5	113	
44	E8	113	
45	B5	96	
45	F8	96	
46	C5	110	
46	G8	110	
47	D5	206	
47	H8	206	
48	E5	85	
48	I8	85	
49	F5	98	
49	J8	98	
50	G5	72	
50	K8	72	
51	H5	60	
51	L8	60	
52	I5	71	
52	M8	71	
53	J5	60	

Continued on next page...

Continued from previous page...

Mol	Chain	Length	Quality of chain
53	N8	60	
54	L5	49	
54	P8	49	
55	M5	65	
55	Q8	65	
56	1L	76	

The following table lists non-polymeric compounds, carbohydrate monomers and non-standard residues in protein, DNA, RNA chains that are outliers for geometric or electron-density-fit criteria:

Mol	Type	Chain	Res	Chirality	Geometry	Clashes	Electron density
57	MG	13	1606	-	-	-	X
57	MG	13	1607	-	-	-	X
57	MG	13	1609	-	-	-	X
57	MG	13	1612	-	-	-	X
57	MG	13	1614	-	-	-	X
57	MG	13	1620	-	-	-	X
57	MG	13	1625	-	-	-	X
57	MG	13	1627	-	-	-	X
57	MG	13	1628	-	-	-	X
57	MG	13	1629	-	-	-	X
57	MG	13	1632	-	-	-	X
57	MG	13	1633	-	-	-	X
57	MG	13	1634	-	-	-	X
57	MG	13	1640	-	-	-	X
57	MG	13	1642	-	-	-	X
57	MG	13	1649	-	-	-	X
57	MG	13	1652	-	-	-	X
57	MG	13	1655	-	-	-	X
57	MG	13	1665	-	-	-	X
57	MG	13	1670	-	-	-	X
57	MG	13	1671	-	-	-	X
57	MG	13	1672	-	-	-	X
57	MG	13	1676	-	-	-	X
57	MG	13	1681	-	-	-	X
57	MG	13	1683	-	-	-	X
57	MG	13	1685	-	-	-	X
57	MG	14	3014	-	-	-	X

Continued on next page...

*Continued from previous page...*

Mol	Type	Chain	Res	Chirality	Geometry	Clashes	Electron density
57	MG	14	3016	-	-	-	X
57	MG	14	3023	-	-	-	X
57	MG	14	3027	-	-	-	X
57	MG	14	3029	-	-	-	X
57	MG	14	3031	-	-	-	X
57	MG	14	3033	-	-	-	X
57	MG	14	3036	-	-	-	X
57	MG	14	3039	-	-	-	X
57	MG	14	3046	-	-	-	X
57	MG	14	3055	-	-	-	X
57	MG	14	3058	-	-	-	X
57	MG	14	3060	-	-	-	X
57	MG	14	3061	-	-	-	X
57	MG	14	3070	-	-	-	X
57	MG	14	3078	-	-	-	X
57	MG	14	3079	-	-	-	X
57	MG	14	3085	-	-	-	X
57	MG	14	3086	-	-	-	X
57	MG	14	3087	-	-	-	X
57	MG	14	3089	-	-	-	X
57	MG	14	3091	-	-	-	X
57	MG	14	3096	-	-	-	X
57	MG	14	3100	-	-	-	X
57	MG	14	3104	-	-	-	X
57	MG	14	3109	-	-	-	X
57	MG	14	3110	-	-	-	X
57	MG	14	3113	-	-	-	X
57	MG	14	3114	-	-	-	X
57	MG	14	3116	-	-	-	X
57	MG	14	3121	-	-	-	X
57	MG	14	3123	-	-	-	X
57	MG	14	3124	-	-	-	X
57	MG	14	3126	-	-	-	X
57	MG	14	3127	-	-	-	X
57	MG	14	3129	-	-	-	X
57	MG	14	3133	-	-	-	X
57	MG	14	3135	-	-	-	X
57	MG	14	3137	-	-	-	X
57	MG	14	3144	-	-	-	X
57	MG	14	3146	-	-	-	X
57	MG	14	3148	-	-	-	X
57	MG	14	3149	-	-	-	X

*Continued on next page...*

*Continued from previous page...*

Mol	Type	Chain	Res	Chirality	Geometry	Clashes	Electron density
57	MG	14	3156	-	-	-	X
57	MG	14	3160	-	-	-	X
57	MG	14	3167	-	-	-	X
57	MG	14	3170	-	-	-	X
57	MG	14	3184	-	-	-	X
57	MG	14	3213	-	-	-	X
57	MG	14	3215	-	-	-	X
57	MG	14	3217	-	-	-	X
57	MG	14	3219	-	-	-	X
57	MG	14	3222	-	-	-	X
57	MG	14	3225	-	-	-	X
57	MG	14	3235	-	-	-	X
57	MG	14	3326	-	-	-	X
57	MG	14	3393	-	-	-	X
57	MG	14	3425	-	-	-	X
57	MG	16	201	-	-	-	X
57	MG	16	203	-	-	-	X
57	MG	19	301	-	-	-	X
57	MG	1G	1607	-	-	-	X
57	MG	1G	1610	-	-	-	X
57	MG	1G	1612	-	-	-	X
57	MG	1G	1614	-	-	-	X
57	MG	1G	1615	-	-	-	X
57	MG	1G	1622	-	-	-	X
57	MG	1G	1626	-	-	-	X
57	MG	1G	1627	-	-	-	X
57	MG	1G	1635	-	-	-	X
57	MG	1G	1655	-	-	-	X
57	MG	1G	1660	-	-	-	X
57	MG	1G	1661	-	-	-	X
57	MG	1G	1662	-	-	-	X
57	MG	1G	1666	-	-	-	X
57	MG	1H	3002	-	-	-	X
57	MG	1H	3014	-	-	-	X
57	MG	1H	3016	-	-	-	X
57	MG	1H	3024	-	-	-	X
57	MG	1H	3025	-	-	-	X
57	MG	1H	3026	-	-	-	X
57	MG	1H	3029	-	-	-	X
57	MG	1H	3033	-	-	-	X
57	MG	1H	3035	-	-	-	X
57	MG	1H	3036	-	-	-	X

*Continued on next page...*

*Continued from previous page...*

Mol	Type	Chain	Res	Chirality	Geometry	Clashes	Electron density
57	MG	1H	3038	-	-	-	X
57	MG	1H	3040	-	-	-	X
57	MG	1H	3042	-	-	-	X
57	MG	1H	3045	-	-	-	X
57	MG	1H	3046	-	-	-	X
57	MG	1H	3048	-	-	-	X
57	MG	1H	3050	-	-	-	X
57	MG	1H	3054	-	-	-	X
57	MG	1H	3055	-	-	-	X
57	MG	1H	3056	-	-	-	X
57	MG	1H	3058	-	-	-	X
57	MG	1H	3059	-	-	-	X
57	MG	1H	3060	-	-	-	X
57	MG	1H	3062	-	-	-	X
57	MG	1H	3066	-	-	-	X
57	MG	1H	3070	-	-	-	X
57	MG	1H	3071	-	-	-	X
57	MG	1H	3073	-	-	-	X
57	MG	1H	3085	-	-	-	X
57	MG	1H	3086	-	-	-	X
57	MG	1H	3088	-	-	-	X
57	MG	1H	3094	-	-	-	X
57	MG	1H	3095	-	-	-	X
57	MG	1H	3096	-	-	-	X
57	MG	1H	3097	-	-	-	X
57	MG	1H	3102	-	-	-	X
57	MG	1H	3104	-	-	-	X
57	MG	1H	3106	-	-	-	X
57	MG	1H	3109	-	-	-	X
57	MG	1H	3110	-	-	-	X
57	MG	1H	3113	-	-	-	X
57	MG	1H	3119	-	-	-	X
57	MG	1H	3124	-	-	-	X
57	MG	1H	3125	-	-	-	X
57	MG	1H	3141	-	-	-	X
57	MG	1H	3145	-	-	-	X
57	MG	1H	3152	-	-	-	X
57	MG	1H	3156	-	-	-	X
57	MG	1H	3165	-	-	-	X
57	MG	1H	3170	-	-	-	X
57	MG	1H	3176	-	-	-	X
57	MG	1H	3179	-	-	-	X

*Continued on next page...*

*Continued from previous page...*

Mol	Type	Chain	Res	Chirality	Geometry	Clashes	Electron density
57	MG	1H	3183	-	-	-	X
57	MG	1H	3187	-	-	-	X
57	MG	1H	3194	-	-	-	X
57	MG	1H	3196	-	-	-	X
57	MG	1H	3199	-	-	-	X
57	MG	1H	3217	-	-	-	X
57	MG	1H	3222	-	-	-	X
57	MG	1H	3231	-	-	-	X
57	MG	1H	3249	-	-	-	X
57	MG	1H	3256	-	-	-	X
57	MG	1H	3257	-	-	-	X
57	MG	1H	3264	-	-	-	X
57	MG	1H	3270	-	-	-	X
57	MG	1H	3281	-	-	-	X
57	MG	1H	3283	-	-	-	X
57	MG	1H	3284	-	-	-	X
57	MG	1H	3305	-	-	-	X
57	MG	1H	3308	-	-	-	X
57	MG	1H	3313	-	-	-	X
57	MG	1H	3331	-	-	-	X
57	MG	1H	3333	-	-	-	X
57	MG	1H	3340	-	-	-	X
57	MG	1H	3358	-	-	-	X
57	MG	1H	3378	-	-	-	X
57	MG	1H	3393	-	-	-	X
57	MG	1H	3402	-	-	-	X
57	MG	1H	3443	-	-	-	X
57	MG	1H	3522	-	-	-	X
57	MG	1H	3524	-	-	-	X
57	MG	1H	3538	-	-	-	X
57	MG	2I	301	-	-	-	X
57	MG	29	301	-	-	-	X
57	MG	29	302	-	-	-	X
57	MG	2K	101	-	-	-	X
57	MG	2L	101	-	-	-	X
57	MG	39	302	-	-	-	X
57	MG	98	201	-	-	-	X
57	MG	J8	101	-	-	-	X
58	SPE	13	1750	-	-	-	X
58	SPE	14	3447	-	-	-	X
58	SPE	14	3448	-	-	-	X
58	SPE	1J	208	-	-	-	X

*Continued on next page...*

*Continued from previous page...*

Mol	Type	Chain	Res	Chirality	Geometry	Clashes	Electron density
59	SF4	3E	301	-	-	X	-



## 2 Entry composition

There are 61 unique types of molecules in this entry. The entry contains 296743 atoms, of which 0 are hydrogens and 0 are deuteriums.

In the tables below, the ZeroOcc column contains the number of atoms modelled with zero occupancy, the AltConf column contains the number of residues with at least one atom in alternate conformation and the Trace column contains the number of residues modelled with at most 2 atoms.

- Molecule 1 is a RNA chain called 16S ribosomal RNA.

Mol	Chain	Residues	Atoms					ZeroOcc	AltConf	Trace
1	13	1496	Total	C	N	O	P	0	0	0
			32157	14313	5960	10388	1496			
1	1G	1506	Total	C	N	O	P	0	0	0
			32371	14409	6001	10456	1505			

There are 2 discrepancies between the modelled and reference sequences:

Chain	Residue	Modelled	Actual	Comment	Reference
13	1542	G	U	conflict	GB 55771382
1G	1542	G	U	conflict	GB 55771382

- Molecule 2 is a protein called 30S ribosomal protein S2.

Mol	Chain	Residues	Atoms					ZeroOcc	AltConf	Trace
2	1E	235	Total	C	N	O	S	0	0	0
			1902	1215	340	342	5			
2	12	207	Total	C	N	O	S	0	0	0
			1696	1083	306	303	4			

- Molecule 3 is a protein called 30S ribosomal protein S3.

Mol	Chain	Residues	Atoms					ZeroOcc	AltConf	Trace
3	2E	205	Total	C	N	O	S	0	0	0
			1605	1011	313	280	1			
3	22	195	Total	C	N	O	S	0	0	0
			1537	973	297	266	1			

- Molecule 4 is a protein called 30S ribosomal protein S4.

Mol	Chain	Residues	Atoms					ZeroOcc	AltConf	Trace
4	3E	207	Total	C	N	O	S	0	0	0
			1698	1064	338	289	7			

*Continued on next page...*

*Continued from previous page...*

Mol	Chain	Residues	Atoms					ZeroOcc	AltConf	Trace
4	32	208	Total	C	N	O	S	0	0	0
			1702	1066	339	290	7			

- Molecule 5 is a protein called 30S ribosomal protein S5.

Mol	Chain	Residues	Atoms					ZeroOcc	AltConf	Trace
5	4E	149	Total	C	N	O	S	0	0	0
			1142	722	216	200	4			
5	42	149	Total	C	N	O	S	0	0	0
			1139	721	216	198	4			

- Molecule 6 is a protein called 30S ribosomal protein S6.

Mol	Chain	Residues	Atoms					ZeroOcc	AltConf	Trace
6	5E	100	Total	C	N	O	S	0	0	0
			837	528	154	152	3			
6	52	101	Total	C	N	O	S	0	0	0
			842	531	155	153	3			

- Molecule 7 is a protein called 30S ribosomal protein S7.

Mol	Chain	Residues	Atoms					ZeroOcc	AltConf	Trace
7	6E	154	Total	C	N	O	S	0	0	0
			1242	770	250	216	6			
7	62	140	Total	C	N	O	S	0	0	0
			1120	695	223	196	6			

- Molecule 8 is a protein called 30S ribosomal protein S8.

Mol	Chain	Residues	Atoms					ZeroOcc	AltConf	Trace
8	7E	138	Total	C	N	O	S	0	0	0
			1115	705	215	192	3			
8	72	137	Total	C	N	O	S	0	0	0
			1107	700	214	191	2			

- Molecule 9 is a protein called 30S ribosomal protein S9.

Mol	Chain	Residues	Atoms				ZeroOcc	AltConf	Trace
9	8E	126	Total	C	N	O	0	0	0
			1000	634	196	170			
9	82	121	Total	C	N	O	0	0	0
			953	605	186	162			

- Molecule 10 is a protein called 30S ribosomal protein S10.

Mol	Chain	Residues	Atoms					ZeroOcc	AltConf	Trace
10	1I	95	Total	C	N	O	S	0	0	0
			754	471	148	134	1			
10	1A	80	Total	C	N	O		0	0	0
			646	403	129	114				

- Molecule 11 is a protein called 30S ribosomal protein S11.

Mol	Chain	Residues	Atoms					ZeroOcc	AltConf	Trace
11	2I	111	Total	C	N	O	S	0	0	0
			823	512	154	154	3			
11	2A	113	Total	C	N	O	S	0	0	0
			835	520	156	156	3			

- Molecule 12 is a protein called 30S ribosomal protein S12.

Mol	Chain	Residues	Atoms					ZeroOcc	AltConf	Trace
12	3I	122	Total	C	N	O	S	0	0	0
			956	603	193	159	1			
12	3A	122	Total	C	N	O	S	0	0	0
			956	603	193	159	1			

- Molecule 13 is a protein called 30S ribosomal protein S13.

Mol	Chain	Residues	Atoms					ZeroOcc	AltConf	Trace
13	4I	119	Total	C	N	O	S	0	0	0
			942	582	194	164	2			
13	4A	111	Total	C	N	O	S	0	0	0
			893	552	183	156	2			

- Molecule 14 is a protein called 30S ribosomal protein S14 type Z.

Mol	Chain	Residues	Atoms					ZeroOcc	AltConf	Trace
14	5I	60	Total	C	N	O	S	0	0	0
			491	312	104	71	4			
14	5A	59	Total	C	N	O	S	0	0	0
			486	309	103	70	4			

- Molecule 15 is a protein called 30S ribosomal protein S15.

Mol	Chain	Residues	Atoms					ZeroOcc	AltConf	Trace
15	6I	87	Total	C	N	O	S	0	0	0
			729	457	146	124	2			
15	6A	87	Total	C	N	O	S	0	0	0
			729	457	146	124	2			

- Molecule 16 is a protein called 30S ribosomal protein S16.

Mol	Chain	Residues	Atoms					ZeroOcc	AltConf	Trace
16	7I	83	Total	C	N	O	S	0	0	0
			700	443	139	117	1			
16	7A	84	Total	C	N	O	S	0	0	0
			705	446	140	118	1			

- Molecule 17 is a protein called 30S ribosomal protein S17.

Mol	Chain	Residues	Atoms					ZeroOcc	AltConf	Trace
17	8I	100	Total	C	N	O	S	0	0	0
			834	534	155	143	2			
17	8A	99	Total	C	N	O	S	0	0	0
			823	528	151	142	2			

- Molecule 18 is a protein called 30S ribosomal protein S18.

Mol	Chain	Residues	Atoms				ZeroOcc	AltConf	Trace
18	9I	68	Total	C	N	O	0	0	0
			549	352	105	92			
18	9A	67	Total	C	N	O	0	0	0
			544	349	104	91			

- Molecule 19 is a protein called 30S ribosomal protein S19.

Mol	Chain	Residues	Atoms					ZeroOcc	AltConf	Trace
19	AI	82	Total	C	N	O	S	0	0	0
			661	422	123	114	2			
19	AA	62	Total	C	N	O	S	0	0	0
			481	306	85	88	2			

- Molecule 20 is a protein called 30S ribosomal protein S20.

Mol	Chain	Residues	Atoms					ZeroOcc	AltConf	Trace
20	BI	97	Total	C	N	O	S	0	0	0
			746	461	157	126	2			

*Continued on next page...*

*Continued from previous page...*

Mol	Chain	Residues	Atoms					ZeroOcc	AltConf	Trace
20	BA	99	Total	C	N	O	S	0	0	0
			762	470	162	128	2			

- Molecule 21 is a protein called 30S ribosomal protein Thx.

Mol	Chain	Residues	Atoms				ZeroOcc	AltConf	Trace
21	1F	23	Total	C	N	O	0	0	0
			199	122	48	29			
21	1B	22	Total	C	N	O	0	0	0
			188	116	44	28			

- Molecule 22 is a RNA chain called tRNAVal.

Mol	Chain	Residues	Atoms					ZeroOcc	AltConf	Trace
22	1K	72	Total	C	N	O	P	0	0	0
			1540	688	274	506	72			

- Molecule 23 is a RNA chain called tRNAfMet.

Mol	Chain	Residues	Atoms						ZeroOcc	AltConf	Trace
23	2K	77	Total	C	N	O	P	S	0	0	0
			1646	735	298	535	77	1			
23	2L	76	Total	C	N	O	P	S	0	0	0
			1626	726	296	527	76	1			

- Molecule 24 is a RNA chain called tRNAVal.

Mol	Chain	Residues	Atoms					ZeroOcc	AltConf	Trace
24	3K	70	Total	C	N	O	P	0	0	0
			1491	665	268	488	70			
24	3L	71	Total	C	N	O	P	0	0	0
			1513	675	272	495	71			

- Molecule 25 is a RNA chain called mRNA.

Mol	Chain	Residues	Atoms					ZeroOcc	AltConf	Trace
25	4K	21	Total	C	N	O	P	0	0	0
			462	207	96	138	21			
25	4L	19	Total	C	N	O	P	0	0	0
			417	187	86	125	19			

- Molecule 26 is a RNA chain called 23S ribosomal RNA.

Mol	Chain	Residues	Atoms					ZeroOcc	AltConf	Trace
26	1H	2841	Total	C	N	O	P	0	0	0
			61195	27234	11446	19674	2841			
26	14	2810	Total	C	N	O	P	0	0	0
			60535	26940	11330	19455	2810			

There are 14 discrepancies between the modelled and reference sequences:

Chain	Residue	Modelled	Actual	Comment	Reference
1H	161	U	UNK	conflict	GB 55771382
1H	654A	A	G	conflict	GB 55771382
1H	654E	C	G	conflict	GB 55771382
1H	654P	G	C	conflict	GB 55771382
1H	654T	A	C	conflict	GB 55771382
1H	1058	U	G	conflict	GB 55771382
1H	1080	A	C	conflict	GB 55771382
14	158	U	UNK	conflict	GB 55771382
14	654A	A	G	conflict	GB 55771382
14	654E	C	G	conflict	GB 55771382
14	654P	G	C	conflict	GB 55771382
14	654T	A	C	conflict	GB 55771382
14	1058	U	G	conflict	GB 55771382
14	1080	A	C	conflict	GB 55771382

- Molecule 27 is a RNA chain called 5S ribosomal RNA.

Mol	Chain	Residues	Atoms					ZeroOcc	AltConf	Trace
27	16	122	Total	C	N	O	P	0	0	0
			2617	1166	486	844	121			
27	1J	122	Total	C	N	O	P	0	0	0
			2617	1166	486	844	121			

- Molecule 28 is a protein called 50S ribosomal protein L1.

Mol	Chain	Residues	Atoms					ZeroOcc	AltConf	Trace
28	71	133	Total	C	N	O	S	0	0	0
			1033	651	194	187	1			
28	79	57	Total	C	N	O		0	0	0
			456	283	91	82				

- Molecule 29 is a protein called 50S ribosomal protein L2.

Mol	Chain	Residues	Atoms					ZeroOcc	AltConf	Trace
29	11	273	Total	C	N	O	S	0	0	0
			2120	1338	421	358	3			
29	19	274	Total	C	N	O	S	0	0	0
			2125	1341	422	359	3			

- Molecule 30 is a protein called 50S ribosomal protein L3.

Mol	Chain	Residues	Atoms					ZeroOcc	AltConf	Trace
30	21	202	Total	C	N	O	S	0	0	0
			1505	951	281	267	6			
30	29	204	Total	C	N	O	S	0	0	0
			1563	988	299	270	6			

- Molecule 31 is a protein called 50S ribosomal protein L4.

Mol	Chain	Residues	Atoms					ZeroOcc	AltConf	Trace
31	31	202	Total	C	N	O	S	0	0	0
			1585	1011	297	275	2			
31	39	204	Total	C	N	O	S	0	0	0
			1602	1022	299	279	2			

- Molecule 32 is a protein called 50S ribosomal protein L5.

Mol	Chain	Residues	Atoms					ZeroOcc	AltConf	Trace
32	41	179	Total	C	N	O	S	0	0	0
			1457	931	265	257	4			
32	49	181	Total	C	N	O	S	0	0	0
			1468	937	268	259	4			

- Molecule 33 is a protein called 50S ribosomal protein L6.

Mol	Chain	Residues	Atoms					ZeroOcc	AltConf	Trace
33	51	174	Total	C	N	O	S	0	0	0
			1328	842	249	236	1			
33	59	167	Total	C	N	O	S	0	0	0
			1283	815	239	228	1			

- Molecule 34 is a protein called 50S ribosomal protein L9.

Mol	Chain	Residues	Atoms					ZeroOcc	AltConf	Trace
34	61	146	Total	C	N	O	S	0	0	0
			1136	726	201	208	1			

*Continued on next page...*

*Continued from previous page...*

Mol	Chain	Residues	Atoms					ZeroOcc	AltConf	Trace
34	69	145	Total	C	N	O	S	0	0	0
			1131	723	200	207	1			

- Molecule 35 is a protein called 50S ribosomal protein L13.

Mol	Chain	Residues	Atoms					ZeroOcc	AltConf	Trace
35	58	137	Total	C	N	O	S	0	0	0
			1096	706	205	181	4			
35	15	138	Total	C	N	O	S	0	0	0
			1104	712	206	182	4			

- Molecule 36 is a protein called 50S ribosomal protein L14.

Mol	Chain	Residues	Atoms					ZeroOcc	AltConf	Trace
36	68	122	Total	C	N	O	S	0	0	0
			932	588	171	169	4			
36	25	122	Total	C	N	O	S	0	0	0
			932	588	171	169	4			

- Molecule 37 is a protein called 50S ribosomal protein L15.

Mol	Chain	Residues	Atoms					ZeroOcc	AltConf	Trace
37	78	147	Total	C	N	O	S	0	0	0
			1122	698	229	192	3			
37	35	147	Total	C	N	O	S	0	0	0
			1122	698	229	192	3			

- Molecule 38 is a protein called 50S ribosomal protein L16.

Mol	Chain	Residues	Atoms					ZeroOcc	AltConf	Trace
38	88	141	Total	C	N	O	S	0	0	0
			1117	712	211	187	7			
38	45	139	Total	C	N	O	S	0	0	0
			1104	705	209	184	6			

- Molecule 39 is a protein called 50S ribosomal protein L17.

Mol	Chain	Residues	Atoms					ZeroOcc	AltConf	Trace
39	98	118	Total	C	N	O	S	0	0	0
			967	604	203	159	1			
39	55	118	Total	C	N	O	S	0	0	0
			967	604	203	159	1			



- Molecule 40 is a protein called 50S ribosomal protein L18.

Mol	Chain	Residues	Atoms				ZeroOcc	AltConf	Trace
40	A8	111	Total	C	N	O	0	0	0
			881	556	176	149			
40	65	110	Total	C	N	O	0	0	0
			876	553	175	148			

- Molecule 41 is a protein called 50S ribosomal protein L19.

Mol	Chain	Residues	Atoms					ZeroOcc	AltConf	Trace
41	B8	136	Total	C	N	O	S	0	0	0
			1124	700	231	192	1			
41	75	133	Total	C	N	O	S	0	0	0
			1109	691	228	189	1			

- Molecule 42 is a protein called 50S ribosomal protein L20.

Mol	Chain	Residues	Atoms					ZeroOcc	AltConf	Trace
42	C8	115	Total	C	N	O	S	0	0	0
			950	603	199	147	1			
42	85	116	Total	C	N	O	S	0	0	0
			959	608	201	149	1			

- Molecule 43 is a protein called 50S ribosomal protein L21.

Mol	Chain	Residues	Atoms					ZeroOcc	AltConf	Trace
43	D8	100	Total	C	N	O	S	0	0	0
			774	499	141	133	1			
43	95	100	Total	C	N	O	S	0	0	0
			770	496	140	133	1			

- Molecule 44 is a protein called 50S ribosomal protein L22.

Mol	Chain	Residues	Atoms					ZeroOcc	AltConf	Trace
44	E8	110	Total	C	N	O	S	0	0	0
			876	552	171	151	2			
44	A5	111	Total	C	N	O	S	0	0	0
			886	558	174	152	2			

- Molecule 45 is a protein called 50S ribosomal protein L23.

Mol	Chain	Residues	Atoms					ZeroOcc	AltConf	Trace
45	F8	95	Total	C	N	O	S	0	0	0
			743	482	134	126	1			
45	B5	94	Total	C	N	O	S	0	0	0
			735	477	133	125				

- Molecule 46 is a protein called 50S ribosomal protein L24.

Mol	Chain	Residues	Atoms					ZeroOcc	AltConf	Trace
46	G8	103	Total	C	N	O	S	0	0	0
			777	501	145	126	5			
46	C5	104	Total	C	N	O	S	0	0	0
			794	510	152	127	5			

- Molecule 47 is a protein called 50S ribosomal protein L25.

Mol	Chain	Residues	Atoms					ZeroOcc	AltConf	Trace
47	H8	170	Total	C	N	O	S	0	0	0
			1365	870	246	246	3			
47	D5	133	Total	C	N	O	S	0	0	0
			1079	694	194	189	2			

- Molecule 48 is a protein called 50S ribosomal protein L27.

Mol	Chain	Residues	Atoms					ZeroOcc	AltConf	Trace
48	I8	77	Total	C	N	O	S	0	0	0
			611	378	129	103	1			
48	E5	76	Total	C	N	O	S	0	0	0
			603	372	128	102	1			

- Molecule 49 is a protein called 50S ribosomal protein L28.

Mol	Chain	Residues	Atoms					ZeroOcc	AltConf	Trace
49	J8	94	Total	C	N	O	S	0	0	0
			737	463	146	127	1			
49	F5	94	Total	C	N	O	S	0	0	0
			737	463	146	127	1			

- Molecule 50 is a protein called 50S ribosomal protein L29.

Mol	Chain	Residues	Atoms					ZeroOcc	AltConf	Trace
50	K8	68	Total	C	N	O	S	0	0	0
			575	358	116	100	1			

*Continued on next page...*

*Continued from previous page...*

Mol	Chain	Residues	Atoms					ZeroOcc	AltConf	Trace
50	G5	69	Total	C	N	O	S	0	0	0
			576	358	116	101	1			

- Molecule 51 is a protein called 50S ribosomal protein L30.

Mol	Chain	Residues	Atoms					ZeroOcc	AltConf	Trace
51	L8	58	Total	C	N	O		0	0	0
			459	293	89	77				
51	H5	58	Total	C	N	O		0	0	0
			459	293	89	77				

- Molecule 52 is a protein called 50S ribosomal protein L31.

Mol	Chain	Residues	Atoms					ZeroOcc	AltConf	Trace
52	M8	61	Total	C	N	O	S	0	0	0
			479	299	86	89	5			
52	I5	63	Total	C	N	O	S	0	0	0
			515	326	93	91	5			

- Molecule 53 is a protein called 50S ribosomal protein L32.

Mol	Chain	Residues	Atoms					ZeroOcc	AltConf	Trace
53	N8	56	Total	C	N	O	S	0	0	0
			437	275	87	70	5			
53	J5	56	Total	C	N	O	S	0	0	0
			434	272	87	70	5			

- Molecule 54 is a protein called 50S ribosomal protein L34.

Mol	Chain	Residues	Atoms					ZeroOcc	AltConf	Trace
54	P8	47	Total	C	N	O	S	0	0	0
			401	246	99	54	2			
54	L5	47	Total	C	N	O	S	0	0	0
			401	246	99	54	2			

- Molecule 55 is a protein called 50S ribosomal protein L35.

Mol	Chain	Residues	Atoms					ZeroOcc	AltConf	Trace
55	Q8	64	Total	C	N	O	S	0	0	0
			516	331	102	81	2			
55	M5	64	Total	C	N	O	S	0	0	0
			516	331	102	81	2			

- Molecule 56 is a RNA chain called tRNAVal.

Mol	Chain	Residues	Atoms					ZeroOcc	AltConf	Trace
56	1L	69	Total	C	N	O	P	0	0	0
			1469	656	262	482	69			

- Molecule 57 is MAGNESIUM ION (three-letter code: MG) (formula: Mg).

Mol	Chain	Residues	Atoms		ZeroOcc	AltConf
57	98	1	Total	Mg	0	0
			1	1		
57	45	1	Total	Mg	0	0
			1	1		
57	19	1	Total	Mg	0	0
			1	1		
57	P8	1	Total	Mg	0	0
			1	1		
57	C5	1	Total	Mg	0	0
			1	1		
57	2I	1	Total	Mg	0	0
			1	1		
57	13	149	Total	Mg	0	0
			149	149		
57	1J	7	Total	Mg	0	0
			7	7		
57	5I	1	Total	Mg	0	0
			1	1		
57	35	2	Total	Mg	0	0
			2	2		
57	4L	2	Total	Mg	0	0
			2	2		
57	16	11	Total	Mg	0	0
			11	11		
57	42	1	Total	Mg	0	0
			1	1		
57	25	2	Total	Mg	0	0
			2	2		
57	M5	1	Total	Mg	0	0
			1	1		
57	21	2	Total	Mg	0	0
			2	2		
57	31	2	Total	Mg	0	0
			2	2		
57	Q8	1	Total	Mg	0	0
			1	1		

*Continued on next page...*

*Continued from previous page...*

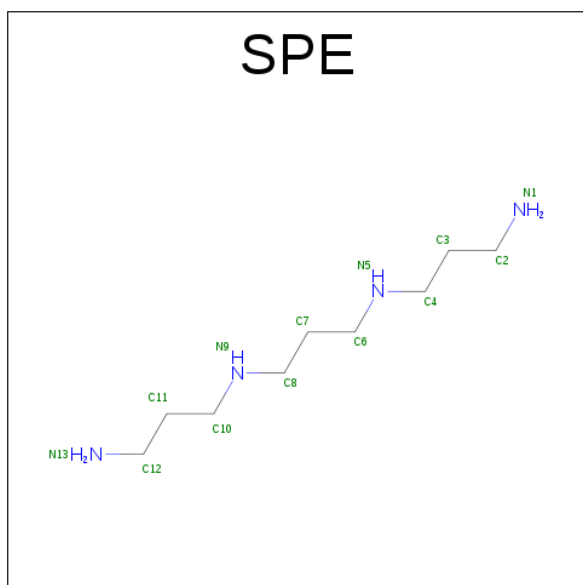
Mol	Chain	Residues	Atoms		ZeroOcc	AltConf
57	L8	1	Total 1	Mg 1	0	0
57	9A	1	Total 1	Mg 1	0	0
57	I8	1	Total 1	Mg 1	0	0
57	D8	1	Total 1	Mg 1	0	0
57	2A	1	Total 1	Mg 1	0	0
57	68	2	Total 2	Mg 2	0	0
57	29	3	Total 3	Mg 3	0	0
57	2K	4	Total 4	Mg 4	0	0
57	J8	1	Total 1	Mg 1	0	0
57	4A	1	Total 1	Mg 1	0	0
57	39	2	Total 2	Mg 2	0	0
57	1G	133	Total 133	Mg 133	0	0
57	4E	1	Total 1	Mg 1	0	0
57	11	3	Total 3	Mg 3	0	0
57	1H	546	Total 546	Mg 546	0	0
57	E5	1	Total 1	Mg 1	0	0
57	88	3	Total 3	Mg 3	0	0
57	5E	1	Total 1	Mg 1	0	0
57	14	446	Total 446	Mg 446	0	0
57	F8	1	Total 1	Mg 1	0	0
57	4K	1	Total 1	Mg 1	0	0

*Continued on next page...*

Continued from previous page...

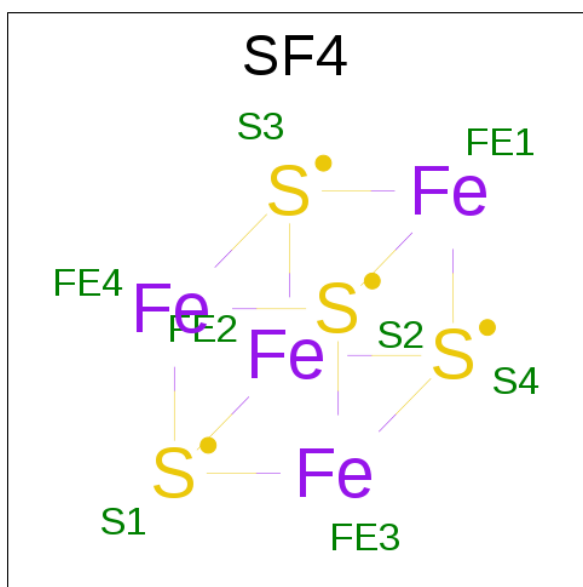
Mol	Chain	Residues	Atoms		ZeroOcc	AltConf
57	41	1	Total	Mg	0	0
			1	1		
57	2L	2	Total	Mg	0	0
			2	2		

- Molecule 58 is THERMINE (three-letter code: SPE) (formula:  $C_9H_{24}N_4$ ).



Mol	Chain	Residues	Atoms			ZeroOcc	AltConf
58	13	1	Total	C	N	0	0
			13	9	4		
58	1G	1	Total	C	N	0	0
			13	9	4		
58	14	1	Total	C	N	0	0
			13	9	4		
58	14	1	Total	C	N	0	0
			13	9	4		
58	1J	1	Total	C	N	0	0
			13	9	4		

- Molecule 59 is IRON/SULFUR CLUSTER (three-letter code: SF4) (formula:  $Fe_4S_4$ ).



Mol	Chain	Residues	Atoms			ZeroOcc	AltConf
59	3E	1	Total	Fe	S	0	0
			8	4	4		
59	32	1	Total	Fe	S	0	0
			8	4	4		

- Molecule 60 is ZINC ION (three-letter code: ZN) (formula: Zn).

Mol	Chain	Residues	Atoms		ZeroOcc	AltConf
60	C5	1	Total	Zn	0	0
			1	1		
60	5A	1	Total	Zn	0	0
			1	1		
60	G8	1	Total	Zn	0	0
			1	1		
60	5I	1	Total	Zn	0	0
			1	1		

- Molecule 61 is water.

Mol	Chain	Residues	Atoms		ZeroOcc	AltConf
61	13	304	Total	O	0	0
			304	304		
61	3E	1	Total	O	0	0
			1	1		
61	4E	1	Total	O	0	0
			1	1		

*Continued on next page...*

*Continued from previous page...*

Mol	Chain	Residues	Atoms		ZeroOcc	AltConf
61	1I	2	Total 2	O 2	0	0
61	2I	1	Total 1	O 1	0	0
61	3I	2	Total 2	O 2	0	0
61	5I	2	Total 2	O 2	0	0
61	7I	2	Total 2	O 2	0	0
61	1K	1	Total 1	O 1	0	0
61	2K	6	Total 6	O 6	0	0
61	3K	1	Total 1	O 1	0	0
61	4K	11	Total 11	O 11	0	0
61	1H	1133	Total 1133	O 1133	0	0
61	16	15	Total 15	O 15	0	0
61	11	16	Total 16	O 16	0	0
61	21	8	Total 8	O 8	0	0
61	31	4	Total 4	O 4	0	0
61	58	1	Total 1	O 1	0	0
61	78	11	Total 11	O 11	0	0
61	98	2	Total 2	O 2	0	0
61	A8	3	Total 3	O 3	0	0
61	B8	1	Total 1	O 1	0	0
61	E8	1	Total 1	O 1	0	0
61	F8	1	Total 1	O 1	0	0

*Continued on next page...*



*Continued from previous page...*

Mol	Chain	Residues	Atoms		ZeroOcc	AltConf
61	I8	6	Total 6	O 6	0	0
61	K8	1	Total 1	O 1	0	0
61	L8	1	Total 1	O 1	0	0
61	P8	1	Total 1	O 1	0	0
61	Q8	5	Total 5	O 5	0	0
61	1G	391	Total 391	O 391	0	0
61	22	1	Total 1	O 1	0	0
61	42	1	Total 1	O 1	0	0
61	52	3	Total 3	O 3	0	0
61	3A	1	Total 1	O 1	0	0
61	7A	1	Total 1	O 1	0	0
61	9A	3	Total 3	O 3	0	0
61	BA	2	Total 2	O 2	0	0
61	4L	14	Total 14	O 14	0	0
61	14	1135	Total 1135	O 1135	0	0
61	1J	18	Total 18	O 18	0	0
61	19	8	Total 8	O 8	0	0
61	29	6	Total 6	O 6	0	0
61	39	6	Total 6	O 6	0	0
61	25	11	Total 11	O 11	0	0
61	35	9	Total 9	O 9	0	0

*Continued on next page...*

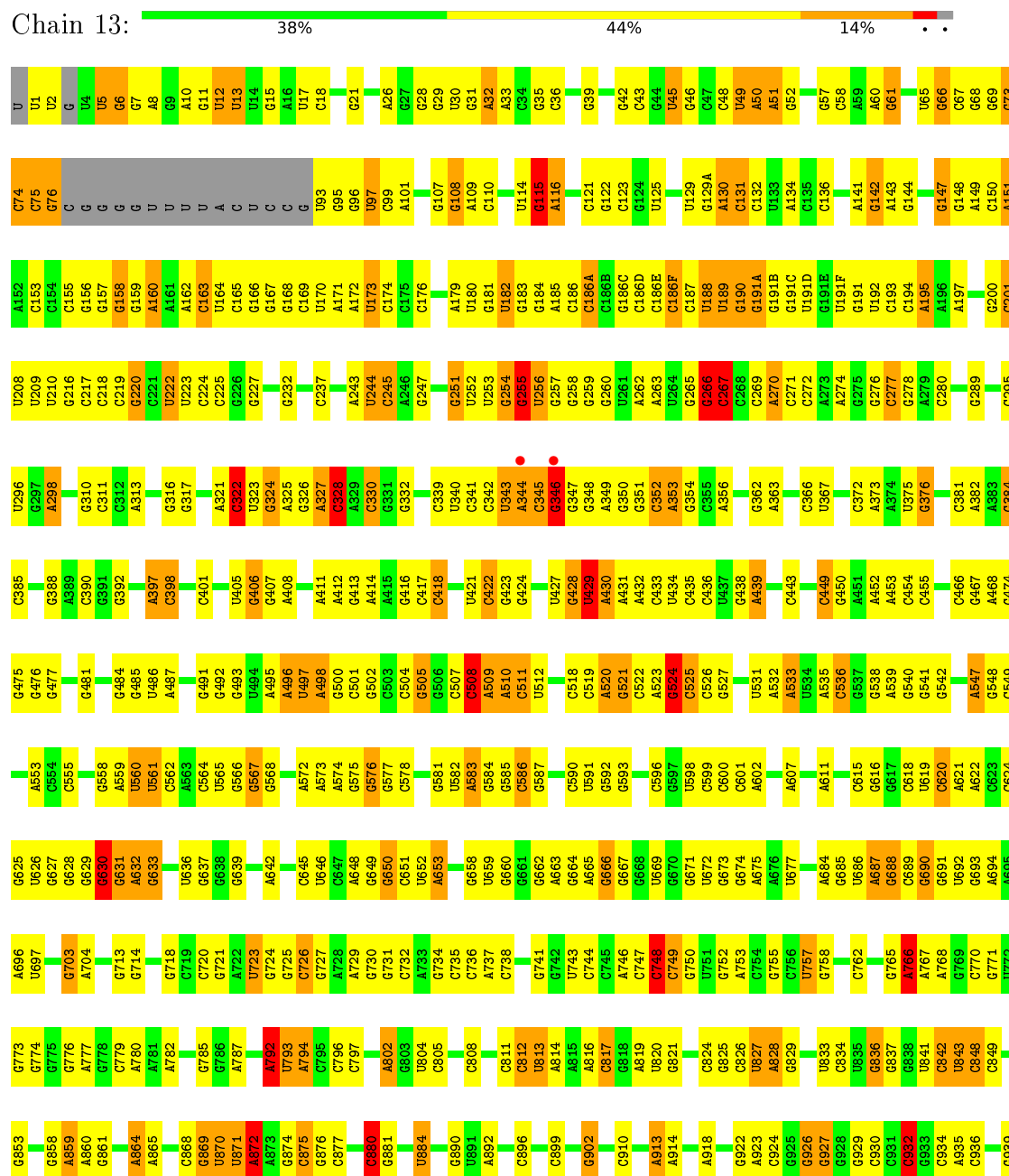
*Continued from previous page...*

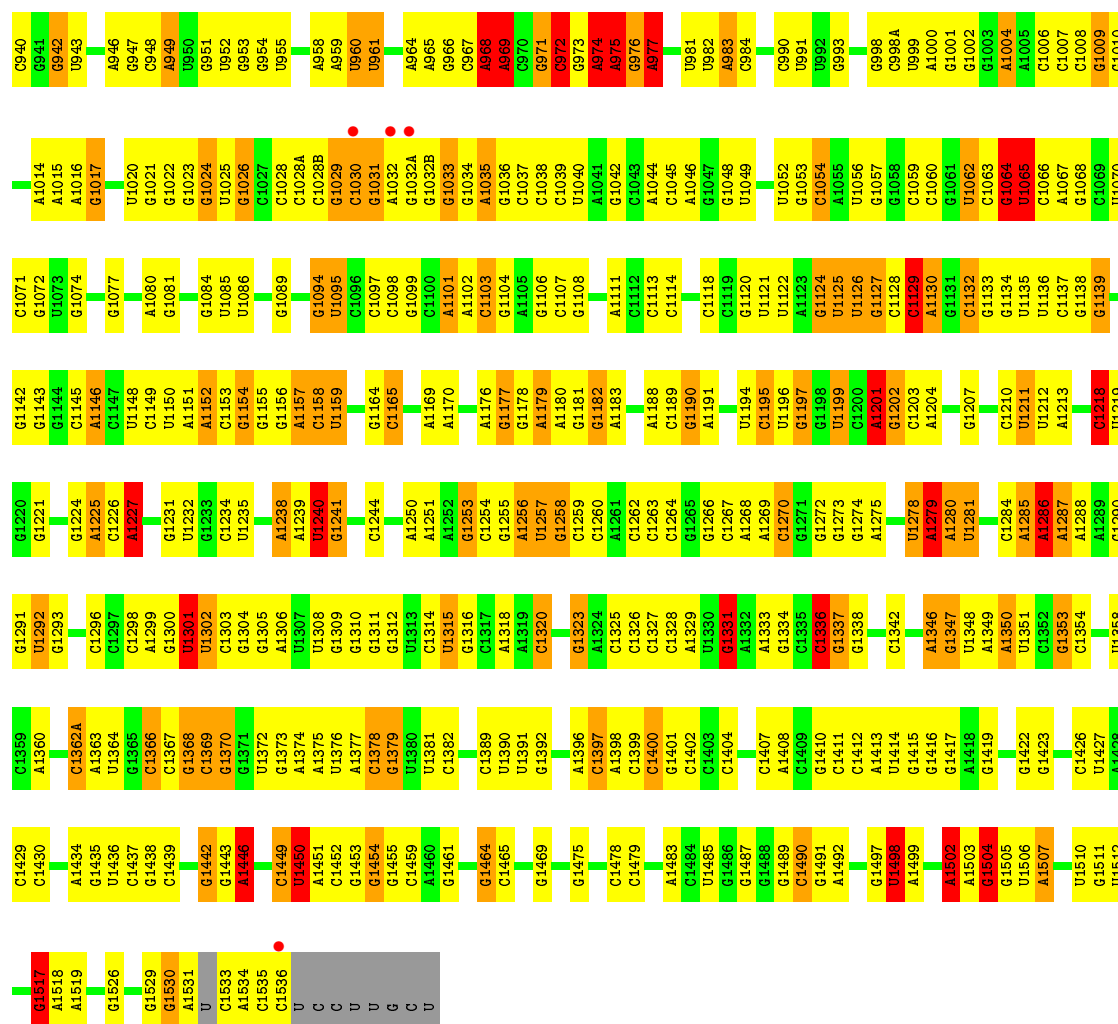
Mol	Chain	Residues	Atoms		ZeroOcc	AltConf
61	45	3	Total 3	O 3	0	0
61	55	1	Total 1	O 1	0	0
61	75	1	Total 1	O 1	0	0
61	85	1	Total 1	O 1	0	0
61	A5	1	Total 1	O 1	0	0
61	C5	3	Total 3	O 3	0	0
61	E5	5	Total 5	O 5	0	0
61	F5	3	Total 3	O 3	0	0
61	H5	1	Total 1	O 1	0	0
61	M5	7	Total 7	O 7	0	0

### 3 Residue-property plots

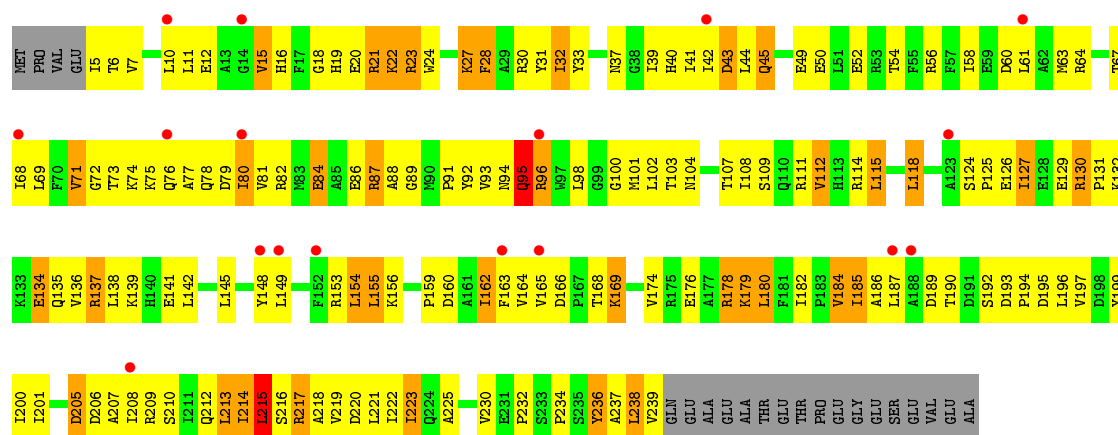
These plots are drawn for all protein, RNA and DNA chains in the entry. The first graphic for a chain summarises the proportions of errors displayed in the second graphic. The second graphic shows the sequence view annotated by issues in geometry and electron density. Residues are color-coded according to the number of geometric quality criteria for which they contain at least one outlier: green = 0, yellow = 1, orange = 2 and red = 3 or more. A red dot above a residue indicates a poor fit to the electron density ( $RSRZ > 2$ ). Stretches of 2 or more consecutive residues without any outlier are shown as a green connector. Residues present in the sample, but not in the model, are shown in grey.

#### • Molecule 1: 16S ribosomal RNA

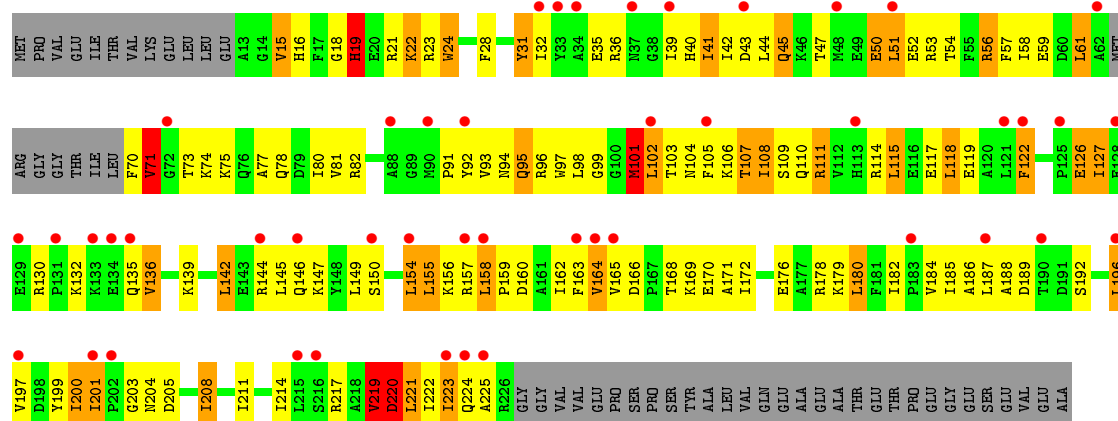




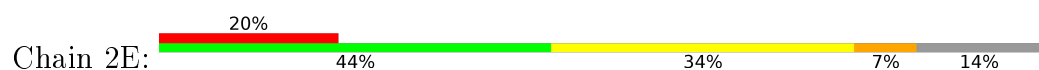




• Molecule 2: 30S ribosomal protein S2

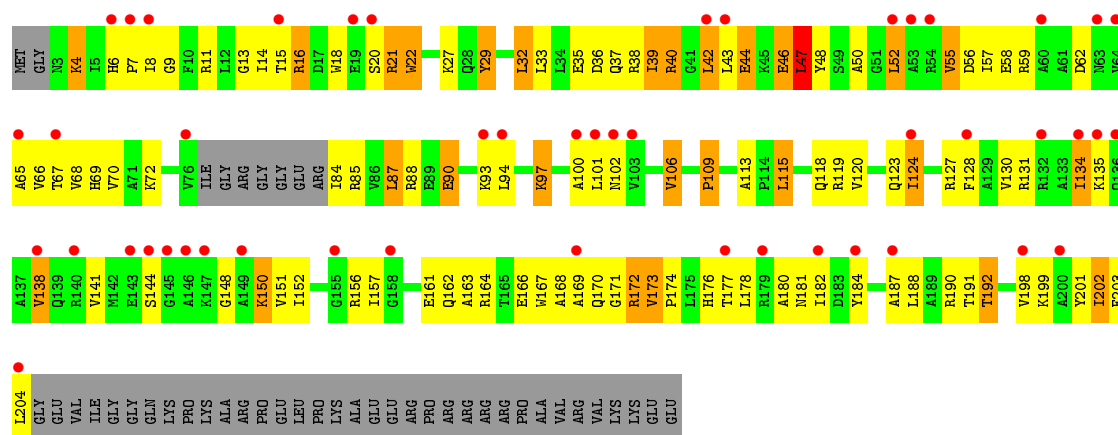


• Molecule 3: 30S ribosomal protein S3

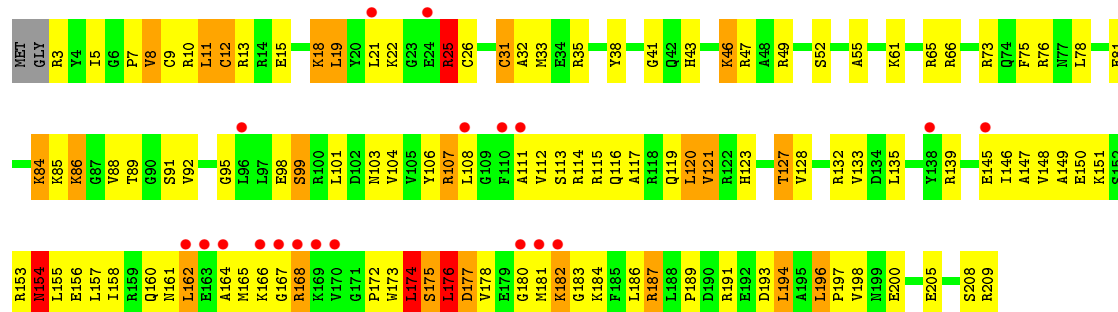
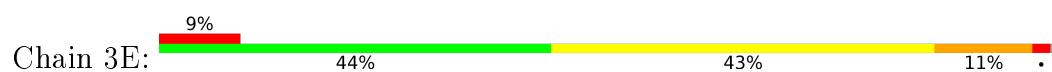


• Molecule 3: 30S ribosomal protein S3

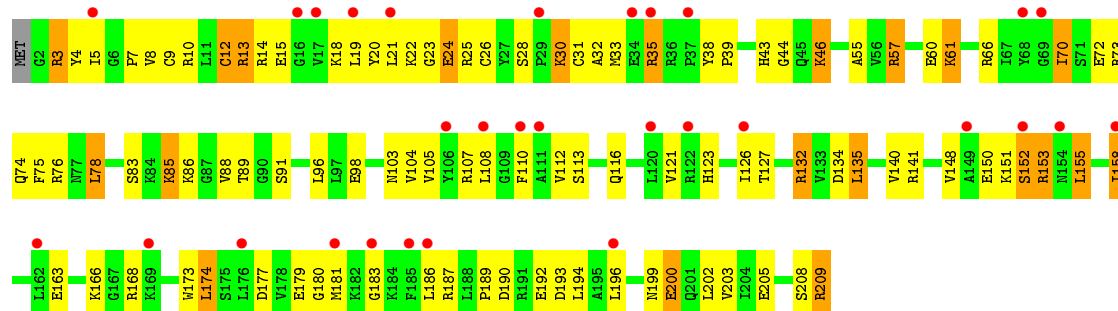




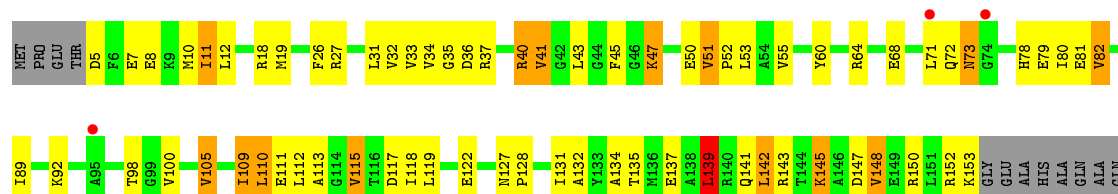
- Molecule 4: 30S ribosomal protein S4



- Molecule 4: 30S ribosomal protein S4

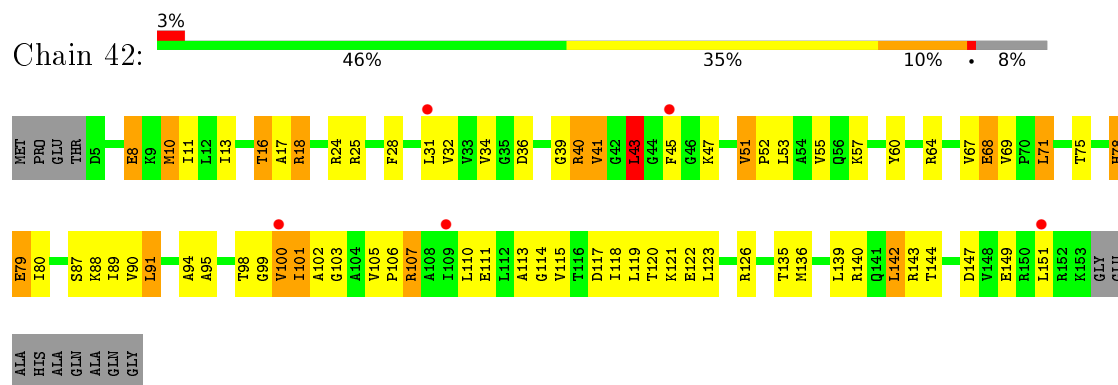


- Molecule 5: 30S ribosomal protein S5

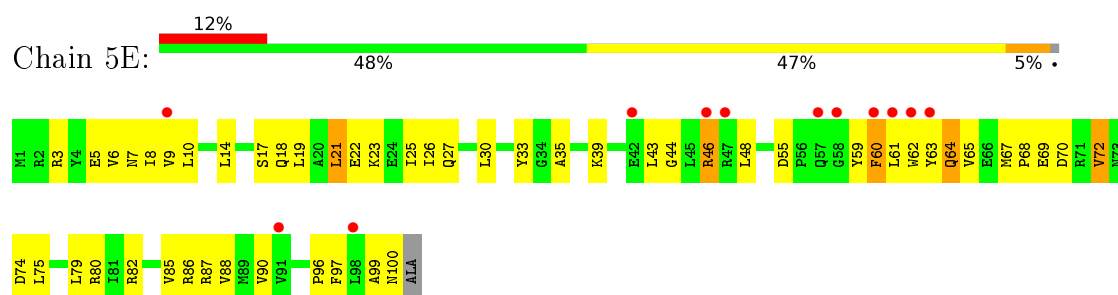


GLY

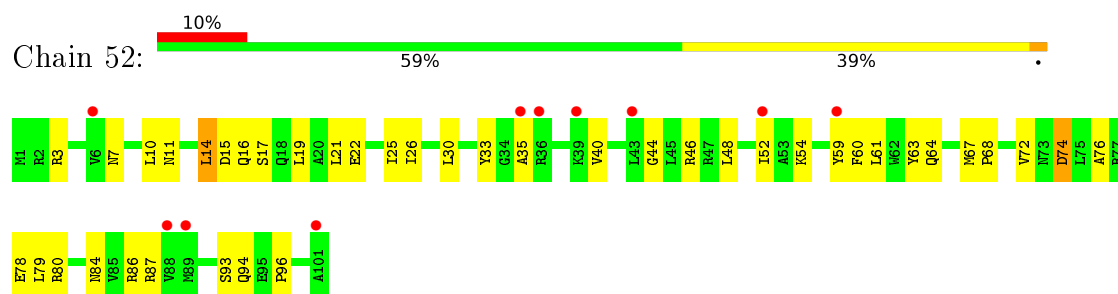
- Molecule 5: 30S ribosomal protein S5



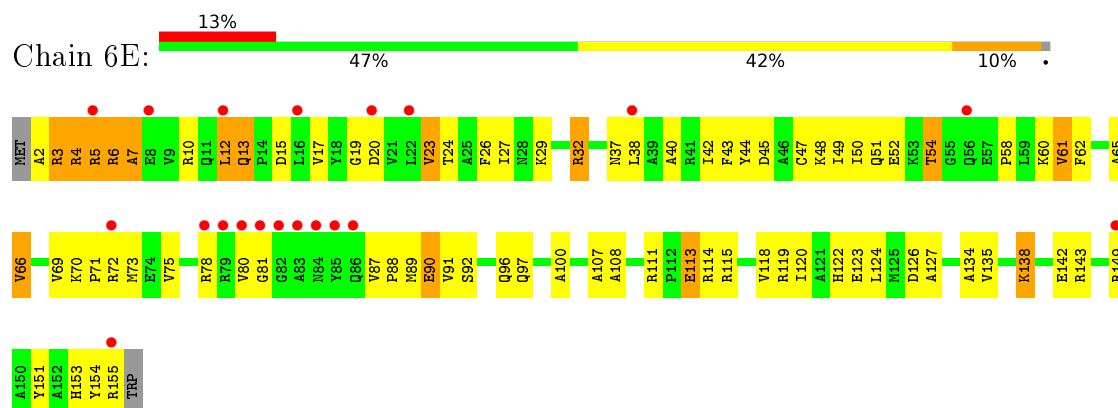
- Molecule 6: 30S ribosomal protein S6



- Molecule 6: 30S ribosomal protein S6

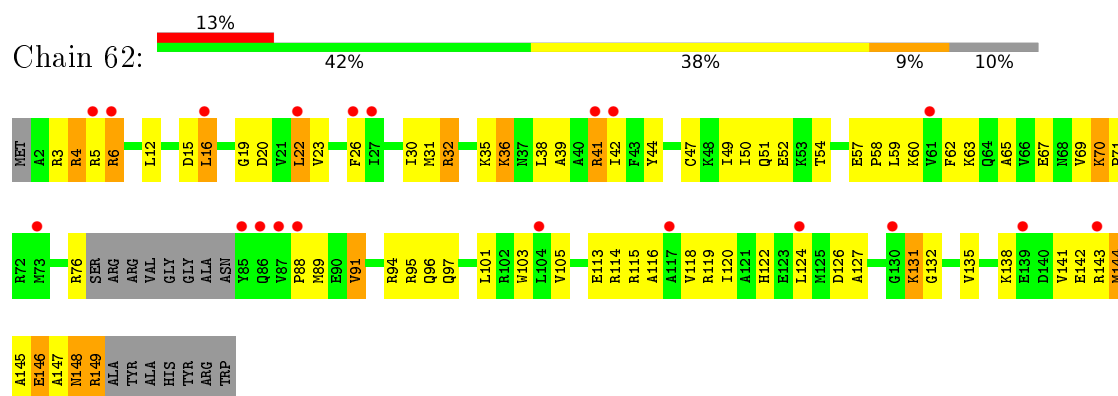


- Molecule 7: 30S ribosomal protein S7

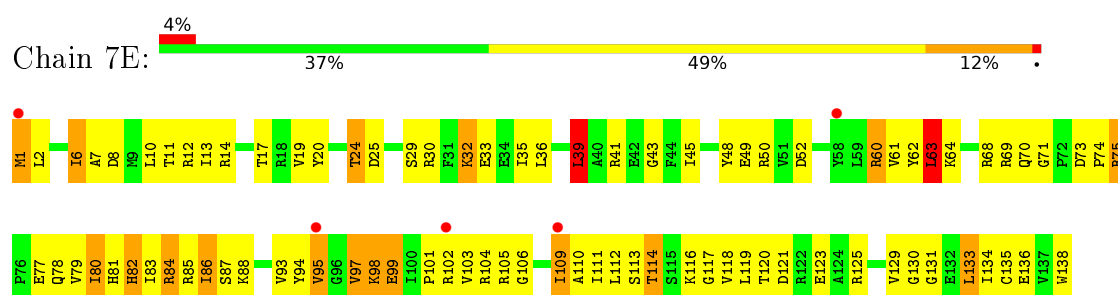




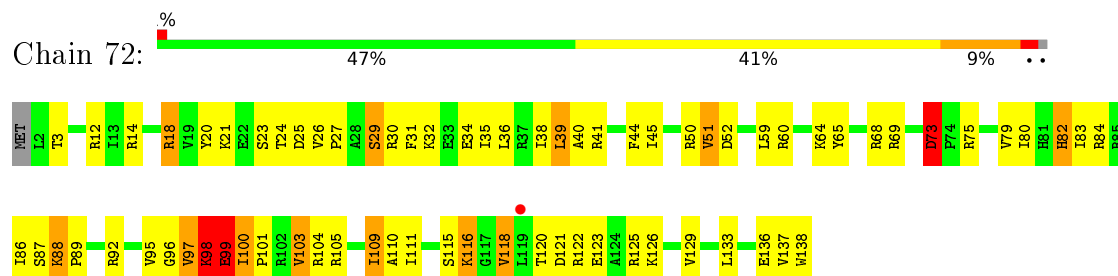
- Molecule 7: 30S ribosomal protein S7



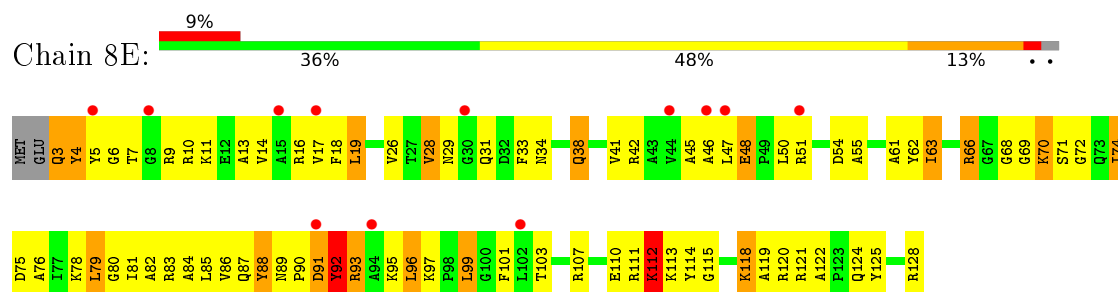
- Molecule 8: 30S ribosomal protein S8



- Molecule 8: 30S ribosomal protein S8

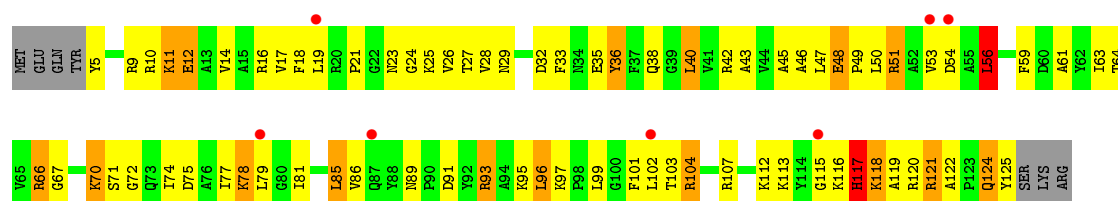


- Molecule 9: 30S ribosomal protein S9

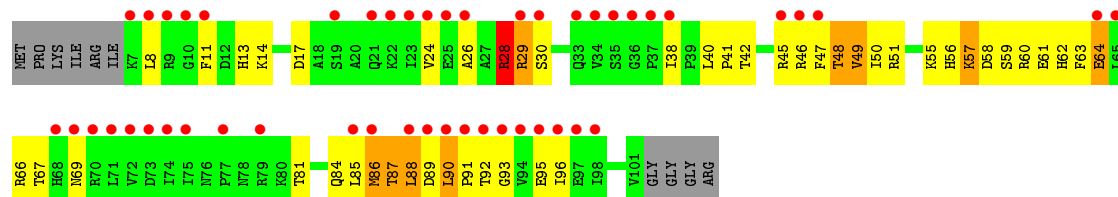


- Molecule 9: 30S ribosomal protein S9

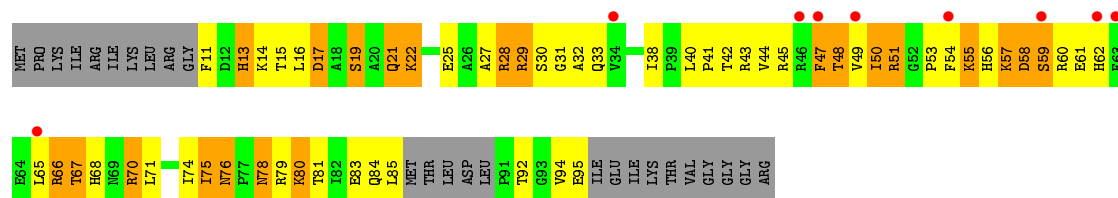
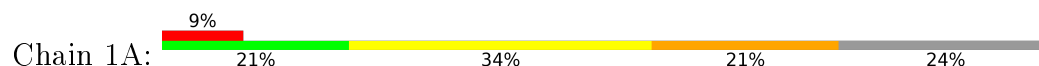




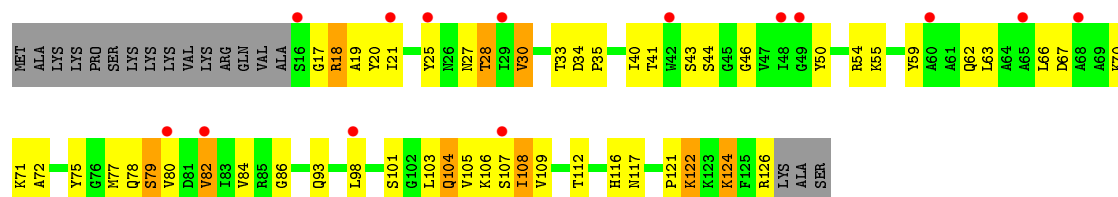
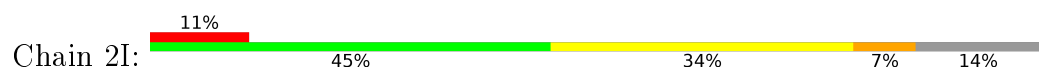
• Molecule 10: 30S ribosomal protein S10



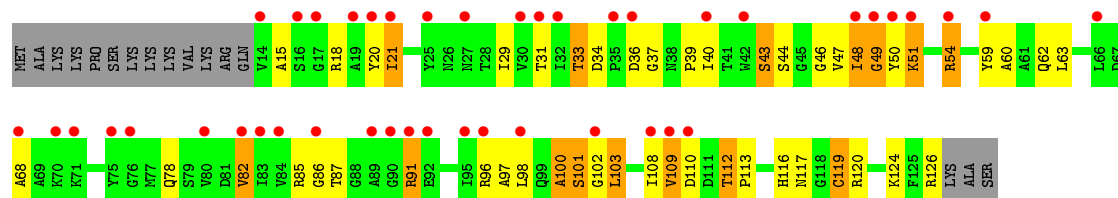
• Molecule 10: 30S ribosomal protein S10



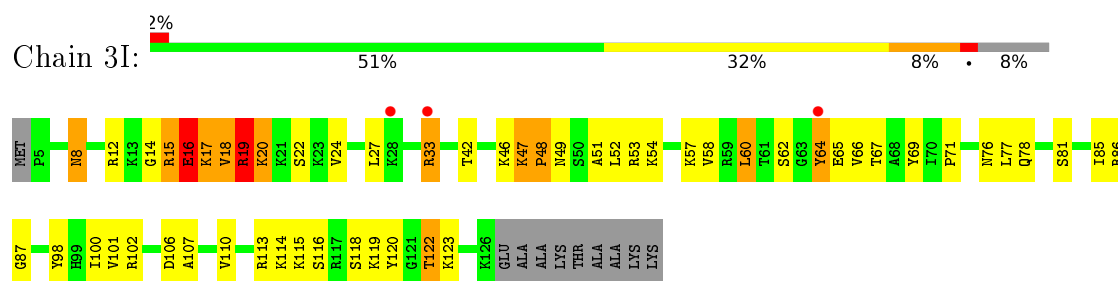
• Molecule 11: 30S ribosomal protein S11



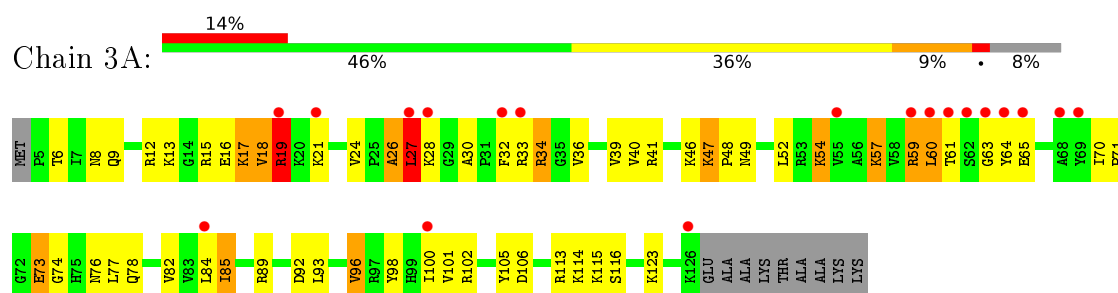
• Molecule 11: 30S ribosomal protein S11



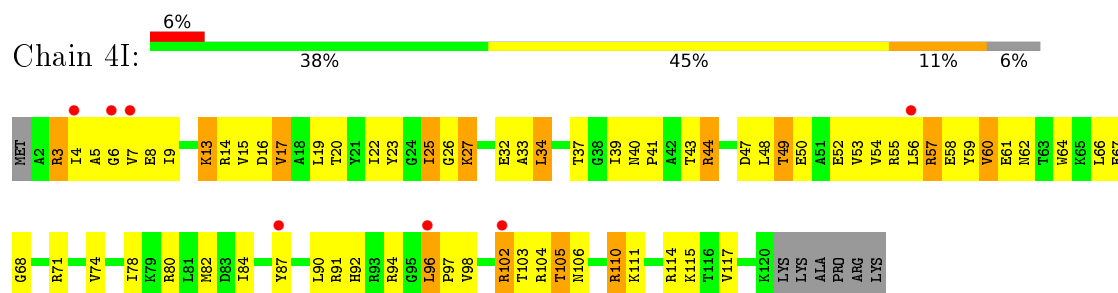
• Molecule 12: 30S ribosomal protein S12



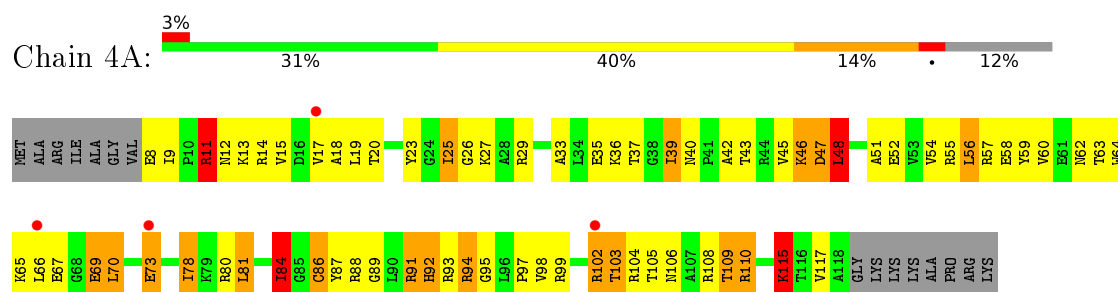
- Molecule 12: 30S ribosomal protein S12



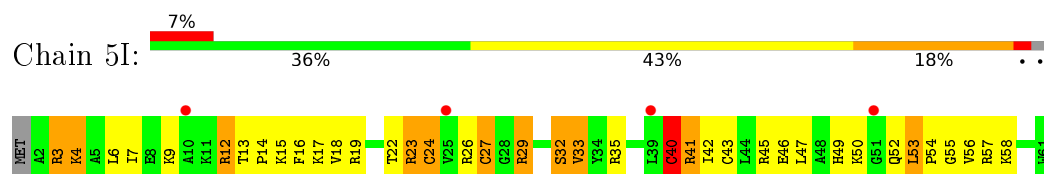
- Molecule 13: 30S ribosomal protein S13



- Molecule 13: 30S ribosomal protein S13

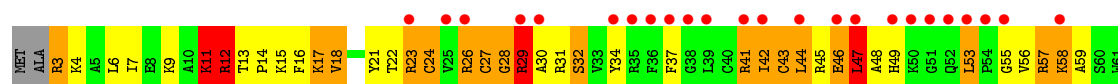


- Molecule 14: 30S ribosomal protein S14 type Z



- Molecule 14: 30S ribosomal protein S14 type Z





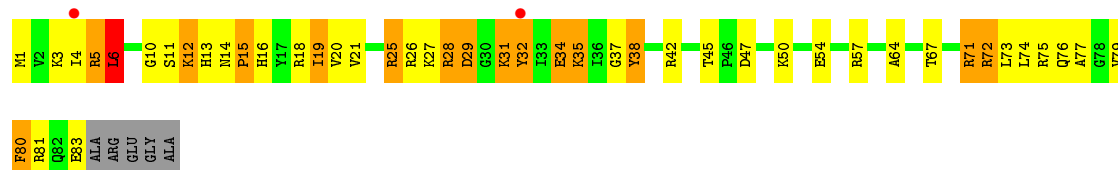
- Molecule 15: 30S ribosomal protein S15



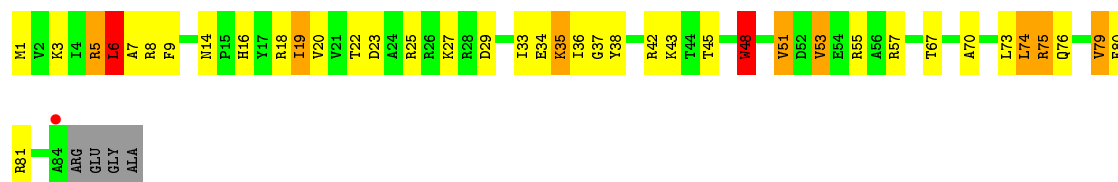
- Molecule 15: 30S ribosomal protein S15



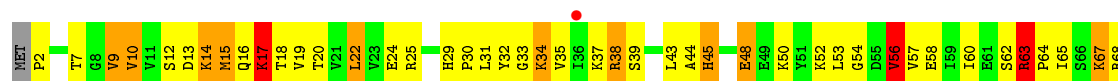
- Molecule 16: 30S ribosomal protein S16



- Molecule 16: 30S ribosomal protein S16

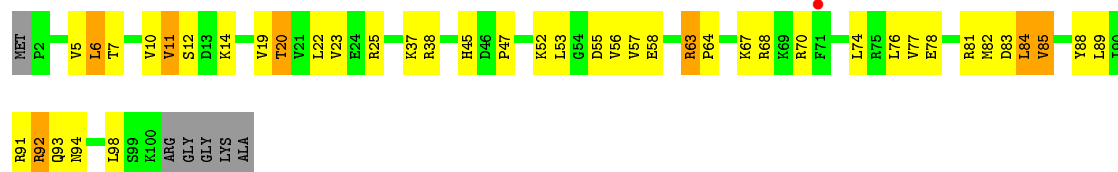


- Molecule 17: 30S ribosomal protein S17

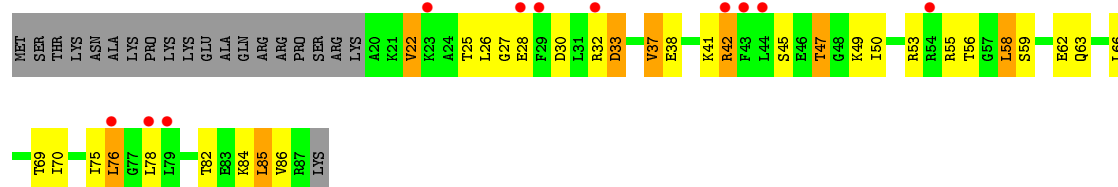




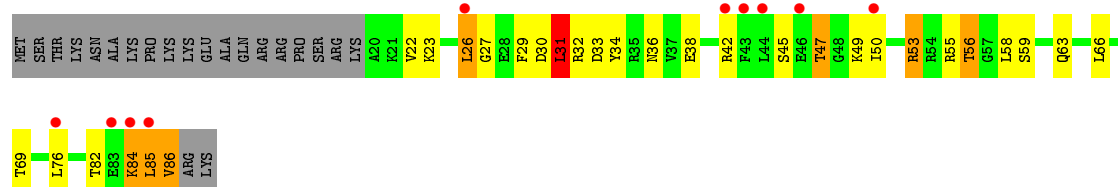
- Molecule 17: 30S ribosomal protein S17



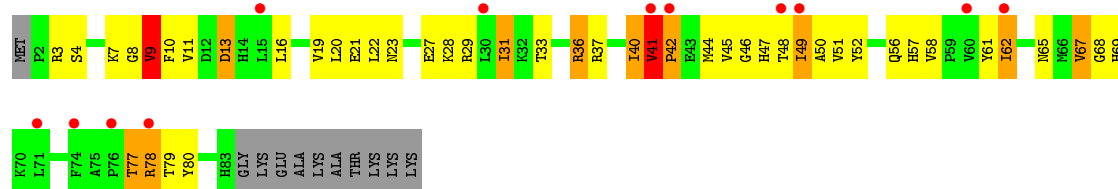
- Molecule 18: 30S ribosomal protein S18



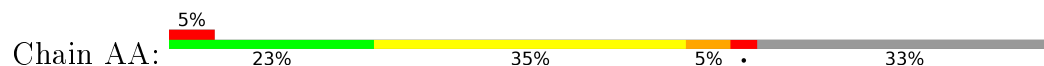
- Molecule 18: 30S ribosomal protein S18

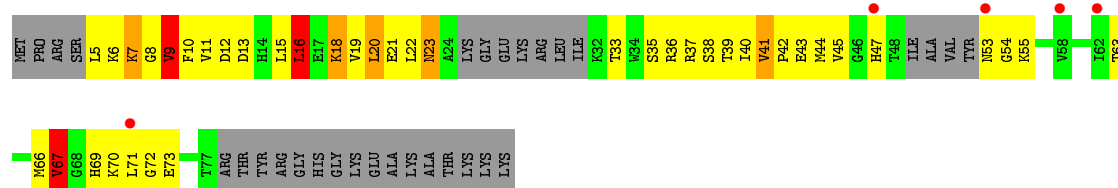


- Molecule 19: 30S ribosomal protein S19

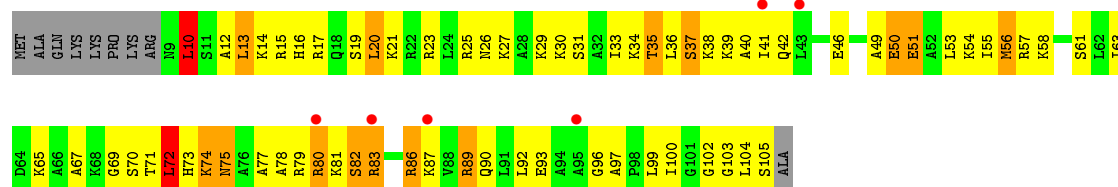


- Molecule 19: 30S ribosomal protein S19





- Molecule 20: 30S ribosomal protein S20



- Molecule 20: 30S ribosomal protein S20



- Molecule 21: 30S ribosomal protein Thx



- Molecule 21: 30S ribosomal protein Thx



- Molecule 22: tRNAVal

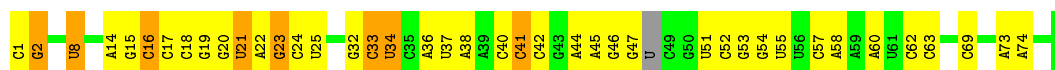




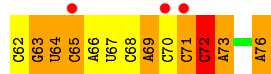
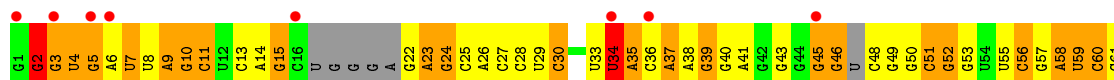
• Molecule 23: tRNA<sup>fMet</sup>



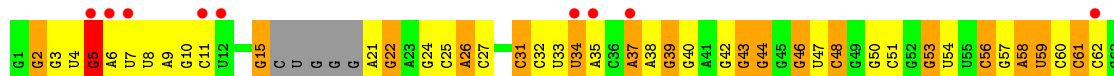
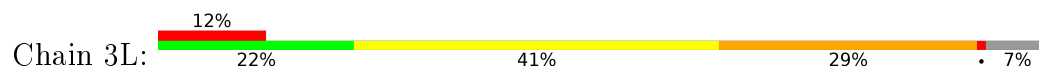
• Molecule 23: tRNA<sup>fMet</sup>



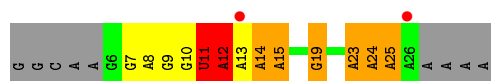
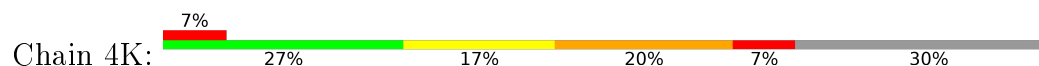
• Molecule 24: tRNA<sup>Val</sup>




• Molecule 24: tRNA<sup>Val</sup>



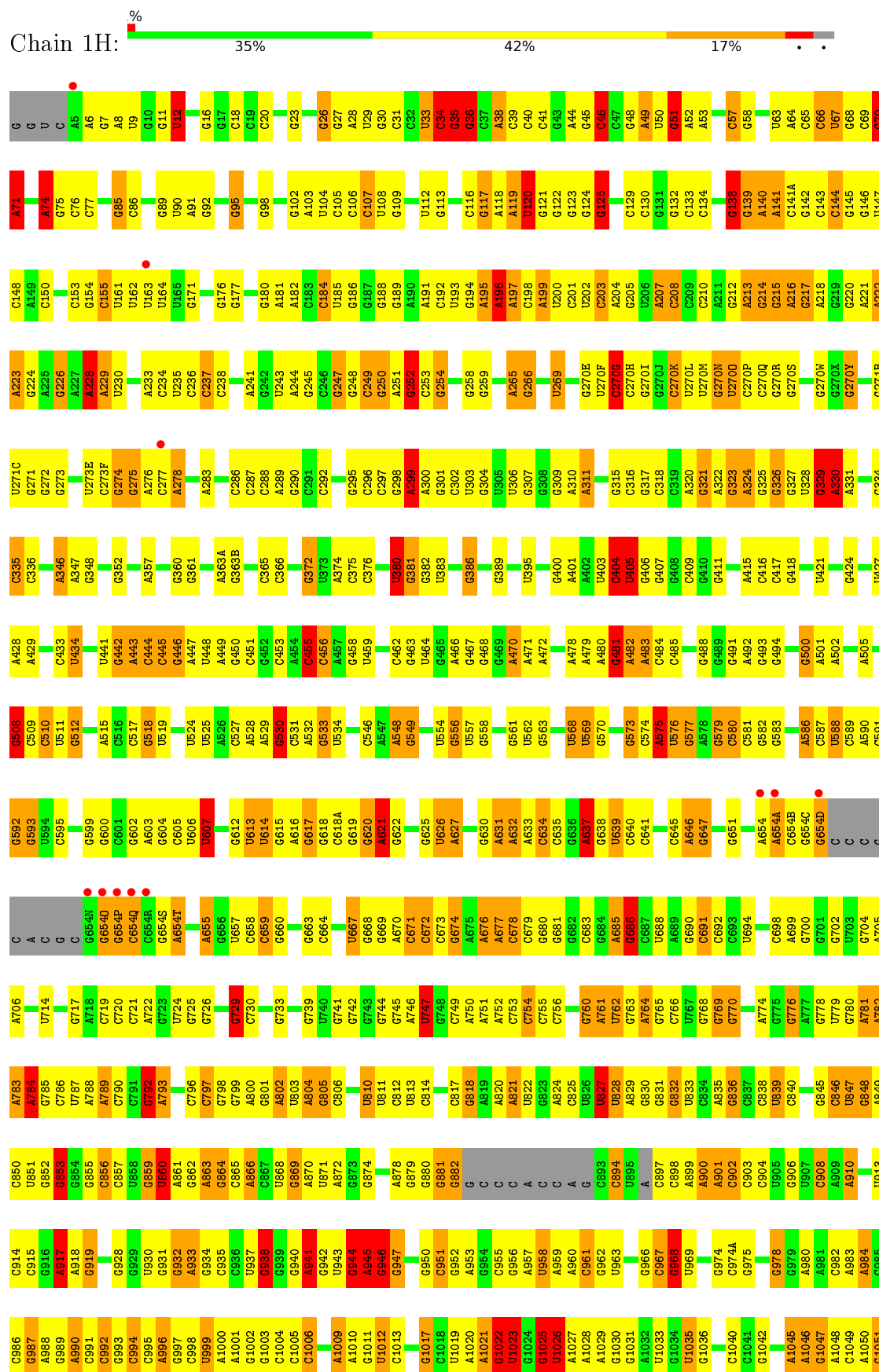
• Molecule 25: mRNA



• Molecule 25: mRNA

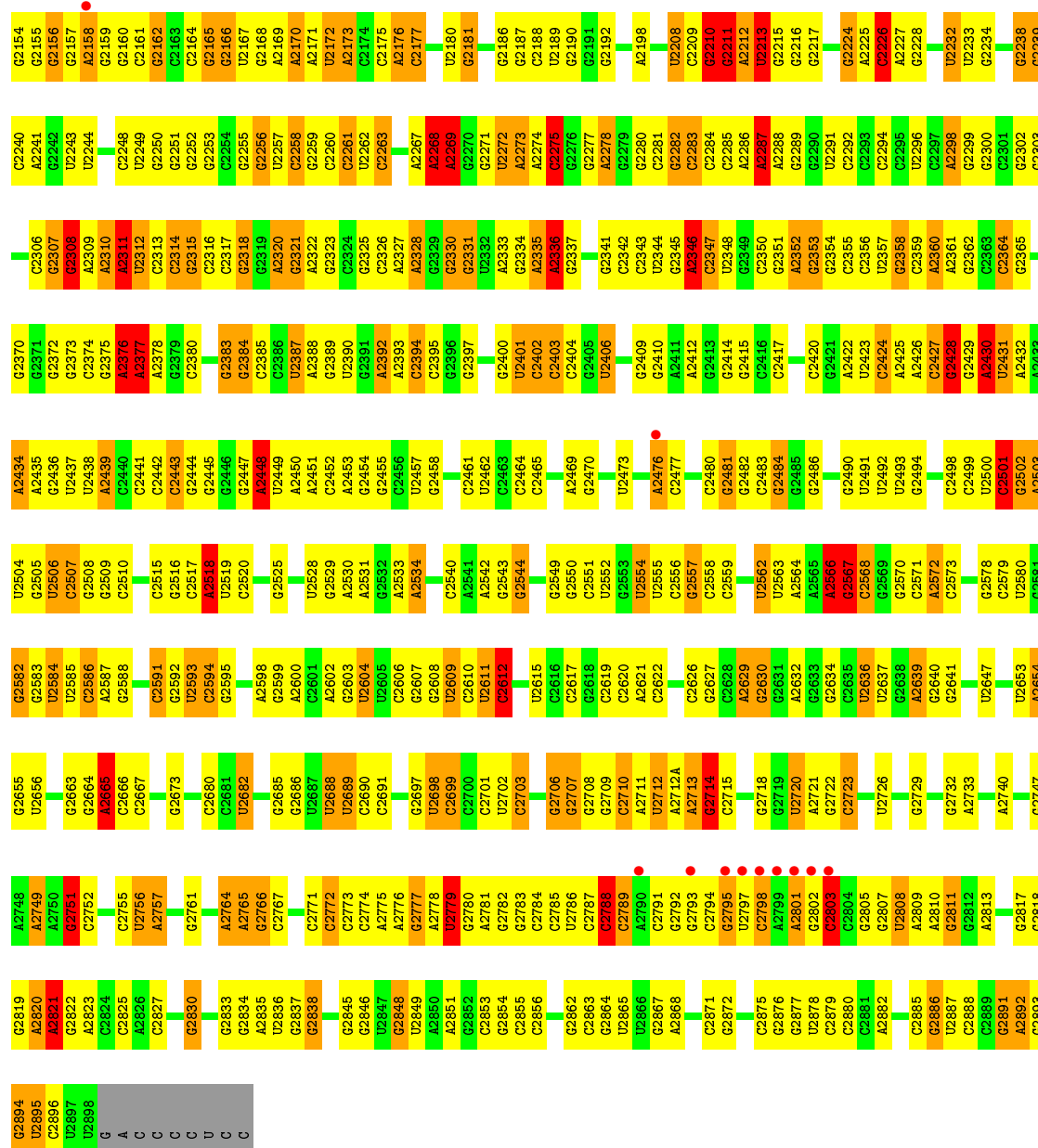


• Molecule 26: 23S ribosomal RNA

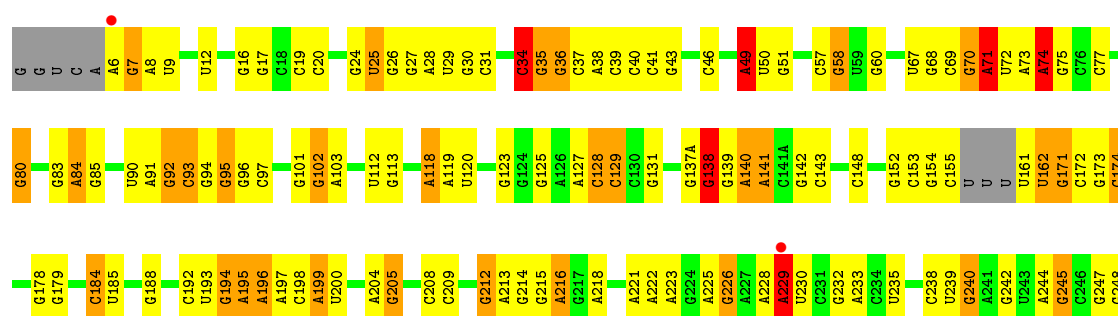




A2077	G2012	G1933	G1831	G1769	G1667	G1600	G1537	A1471	G1401	G1328	G1259	A1194	G1123	A1054
C2084	A2013	A1936	C1832	G1770	A1668	G1601	G1538	C1474	G1401	U1329	G1260	G1195	C1123	G1055
C2085	U2016	A1937	U1833	G1772	A1669	A1603	G1539	G1475	C1403	C1330	G1261	C1196	C1124	G
G2088	U2017	A1938	G1836	A1773	U1673	G1604	U1541	C1476	C1404	G1332	A1263	U1199	G1125	A
A2091	A2019	A1939	C1837	G1775	G1674	G1606	G1542	A1477	U1405	A1336	G1264	U1198	A1127	U
U2092	A2020	U1940	C1837	G1776	C1675	G1607	A1543	G1478	U1406	G1337	G1265	C1200	A1128	C
G2093	C2021	C1941	G1839	A1676	A1677	A1608	C1544	G1479	C1407	G1338	U1267	C1201	A1129	U
G2093	U2022	G1942	G1839	G1678	A1678	A1609	C1545	G1480	C1408	G1339	U1267	C1202	A1129	U
G2099	G2023	G1945	C1843	A1780	G1678	A1610	G1547	U1482	C1409	G1340	A1268	G1203	G1131	G
U2099	G2024	U1946	A1847	U1679	G1680	G1611	C1548	G1483	G1410	U1340	A1269	A1204	G1131	G
G2100	C2025	G1950	A1847	U1680	U1680	C1612	C1549	A1486	C1411	U1341	A1270	U1205	G1135	C
G2101	C2026	G1950	A1847	U1680	U1680	C1612	C1549	A1486	C1412	A1342	G1271	G1206	G1136	U
U2102	G2027	G1954	G1850	C1782	G1681	G1613	C1550	G1487	G1413	G1343	A1272	C1207	G1137	U
C2103	U2028	U1851	G1851	A1783	G1682	A1614	C1551	G1488	G1416	G1344	U1273	G1208	G1138	A
G2104	U2029	U1955	C1852	A1784	G1683	G1615	G1552	G1489	G1417	C1345	A1274	G1209	G1139	G
C2105	G2030	U1956	C1852	A1785	A1616	A1616	A1553	A1490	G1418	G1346	A1275	A1210	C1140	A
G2106	A2031	C1957	G1856	A1786	G1684	C1617	A1554	A1491	U1419	G1347	A1276	U1211	C1141	A
G2107	A2032	C1958	U1868	A1787	U1688	G1620	G1555	A1492	U1420	G1348	A1277	G1212	U1142	C
C2108	A2033	G1959	A1689	A1787	A1689	G1621	C1556	C1493	U1420	A1349	U1278	G1216	A1142A	C
U2109	U2034	A1859	C1790	A1791	A1690	U1621	C1557	A1494	G1421	U1352	G1279	C1217	C1147	A
G2110	G2035	C1961	U1692	G1791	G1697	G1622	A1558	A1495	G1422	U1353	G1280	C1217	C1147	C
C2111	U2036	U1864	U1794	U1693	G1698	G1623	G1559	A1496	G1423	A1354	U1281	C1218	A1148	G
G2112	C2036	U1869	C1795	U1693	G1699	G1624	G1560	U1497	G1424	G1355	U1282	G1219	G1149	C
U2113	G2040	G1963	U1869	U1795	G1699	G1625	G1561	U1497	G1425	G1356	U1283	G1220	C1153	A
A2114	U2041	C1964	C1870	U1796	G1699	A1632	A1562	G1500	C1428	U1357	A1284	C1221	G1153	U
G2115	A2042	U1871	A1871	U1797	G1696	G1633	G1563	C1501	G1429	C1357	U1285	C1222	G1154	C
C2116	U2043	A1872	G1878	U1798	G1697	G1633	G1564	C1502	G1430	G1358	G1285	G1222	G1155	A
A2117	G2044	C1967	G1878	U1799	G1698	A1634	C1565	G1505	U1431	A1359	U1288	C1225	A1156	U
U2118	C2045	U1869	G1883	A1801	A1700	G1636	A1567	C1506	U1432	A1360	C1289	A1227	G1157	U
A2119	G2046	A1970	U1802	A1802	A1701	A1637	G1568	A1507	U1433	G1364	C1291	G1228	C1161	A
G2123	U2047	A1971	A1803	A1803	A1705	C1638	A1569	A1508	A1434	A1365	U1292	G1228	C1161	A
C2124	G2048	A1972	A1804	A1804	G1706	U1639	A1569	C1509	G1371	G1371	C1293	C1230	U1165	A
G2125	G2052	C1974	U1805	A1806	U1705	C1640	A1572	C1510	G1372	U1372	C1293	C1230	U1166	G
A2126	G2053	G1980	G1807	U1709	U1709	A1641	G1573	A1512	G1441	A1373	C1297	G1232	U1167	A
C2127	A2054	A1981	U1808	C1710	C1710	G1642	C1574	A1513	G1442	U1374	U1300	U1234	G1168	G
C2128	C2055	C1982	A1809	G1726	G1726	G1644	C1575	C1514	G1443	G1374	A1301	A1237	G1170	U
C2129	G2056	C1983	A1810	U1727	U1727	G1645	C1576	C1515	A1444A	C1375	A1302	A1237	G1171	C
U2130	A2057	G1984	G1811	G1728	G1728	G1646	U1578	U1516	G1448	C1376	G1303	G1238	G1173	C
G2131	G2058	G1984	A1812	G1728	G1728	G1647	U1579	G1517	G1448	G1377	C1304	G1239	A1174	U
U2132	A2059	G1984	A1813	A1729	A1729	G1648	A1580	C1518	A1449	A1378	U1240	U1240	U1175	A
G2133	A2060	C1985	G1814	U1730	U1730	G1649	G1581	G1519	G1449A	A1379	A1307	A1241	G1176	A
A2134	G2061	U1990	A1815	G1731	G1731	G1650	C1582	U1520	G1449A	G1380	A1308	A1242	A1177	U
C2135	A2062	U1991	G1816	A1732	A1732	G1651	A1583	G1521	A1453	G1381	U1312	G1243	C1178	A
C2136	G2063	U1992	A1817	G1733	G1733	A1652	C1585	G1522	U1454	G1382	U1313	G1244	C1179	G
G2137	A1913	A1913	U1818	U1733	U1733	G1653	A1586	G1522	G1455	U1386	C1314	G1245	C1180	C
C2138	C2065	G1994	A1820	G1754	G1754	A1654	A1587	G1525	C1458	G1386	C1315	A1246	A1181	U
C2139	C2066	U1995	U1820	A1755	A1755	A1655	C1588	G1526	C1459	C1387	U1316	U1249	A1182	U
C2145	U2068	G1998	A1821	G1756	G1756	C1656	C1589	G1527	G1459	G1388	A1317	G1250	G1183	A
G2146	G2069	C1999	G1822	U1757	U1757	C1657	U1590	A1528	G1459	G1389	U1317	G1251	G1186	U
G2147	G2070	G2000	G1823	G1758	G1758	C1658	G1591	A1529	G1461	U1390	A1321	G1252	G1187	U
A2148	A2071	A2001	G1824	A1759	A1759	U1659	C1592	G1530	G1464	U1391	A1322	A1253	G1109	G
G2149	G2072	G2002	A1825	U1760	U1760	G1660	G1593	C1531	G1465	U1392	U1323	A1254	G1189	U
U2150	C2073	C2006	G1826	C1761	C1761	G1661	G1594	C1532	G1466	A1393	G1324	U1255	G1190	U
G2151	U2074	U2011	A1762	A1762	A1762	C1662	G1595	C1533	C1467	U1394	U1325	G1256	G1191	U
G2152	U2075	U2011	G1763	G1763	G1763	A1665	A1596	G1534	C1467	A1395	U1326	C1257	G1192	U
G2153	U2076	U2011	G1764	G1764	G1764	A1666	C1599	A1536	A1470	U1396	G1327	C1258	G1193	U



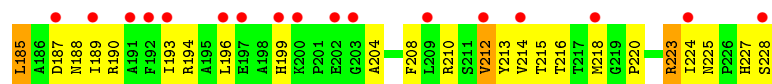
• Molecule 26: 23S ribosomal RNA



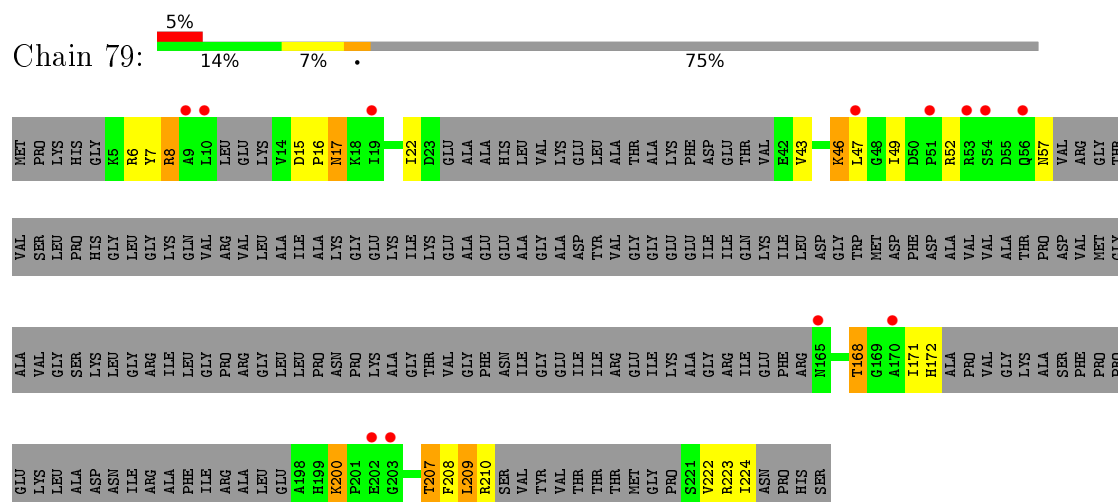
G1320	G1252	U165	A	G1025	G956	C	A819	A752	C664	G619	G549	G469	C249
A1321	A1253	U166	G	U1026	A957	C	A820	C753	C665	G620	G550	A470	G250
A1322	U1254	U167	U	A1027	U958	A	A821	C754	G666	A621	A471	A472	A251
U1323	U1255	U167	G	A1028	A959	C	U822	C755	U667	G622	G556	A473	G252
G1324	G1256	G168	C	A1029	A960	C	G823	C756	G668	G625	U557	G476	G253
G1325	C1257	G169	C	G1030	C961	C	A824	G760	G669	G626	G558	G477	G254
U1326	U1258	G170	U	G962	G962	G	G825	A761	A670	U626	G559	G478	A255
G1327	G1259	G171	A	U963	U963	C	U826	U762	C671	A627	C560	A479	G259
G1328	G1260	A1173	C	U1035	U1035	C	U827	U763	C672	G630	G561	A480	G260
U1329	U1261	A1174	U	G966	C967	U	U828	A764	G673	G631	U562	A481	A265
G1330	C1261	U1175	A	U967	U967	C	A829	G765	G674	A631	G563	A482	U266
A1331	G1264	G1176	C	G968	C970	C	G830	U767	A675	A632	U566	A483	G266
G1332	A1265	A1177	C	U969	C971	C	G831	G768	A676	A633	A567	C486	C967
G1338	U1267	C1178	U	A899	G972	A	G832	G769	A677	G634	U568	G487	C268
G1339	U1268	C1179	C	A900	A973	A	U833	G770	C678	C635	U569	A489	U269
U1340	A1269	C1181	A	G974	G974	C	C837	G771	G680	A637	G570	A491	A270B
U1341	G1270	A1182	U	C904	C974A	C	U839	C772	G681	G638	A571	A492	G270E
A1342	G1271	G1183	C	U905	G975	C	U840	U773	A685	U639	A572	G493	U270F
G1345	U1272	U1188	G	G966	A980	C	A841	A774	C687	C640	C574	G494	G270J
G1348	A1274	A1189	U	U907	A981	C	G842	G776	U694	G642	U575	G498	C270K
A1349	U1275	U1198	C	A910	G982	C	G843	A777	G697	A644	U576	A501	U270L
G1350	G1276	U1199	A	A911	A983	C	G844	U778	G697	C645	G577	A502	U270M
G1351	G1277	G1200	C	C912	G987	C	C846	G780	U703	A646	G579	A503	G270N
U1352	G1280	C1201	A	U913	A988	C	U847	A781	G704	G647	C580	U504	U270O
G1281	G1281	G1202	G	C914	G989	C	G848	A782	G705	U648	C581	G325	G270P
U1282	U1283	G1203	G	C915	A990	C	A849	A783	A705	G649	A505	G326	C270Q
G1283	A1204	A1204	A	G916	C991	C	A784	A784	A706	C650	G582	G327	G270R
A1359	U1284	U1205	U	A917	C994	C	G785	G785	G707	G651	G583	G328	G270S
A1360	U1288	G1209	G	G853	C994	C	G786	C786	A866	A654	C509	G508	G270T
G1364	C1291	A1210	U	G854	C995	C	U787	A715	C587	A654	C510	C509	C270X
A1365	U1292	U1211	U	U922	A996	C	A788	A716	U588	A654B	U511	U512	G270Y
A1366	G1293	G1212	G	C925	C997	C	G859	A717	C589	G654B	G512	G513	G271B
A1367	C1293	A1213	C	A926	U998	C	U860	C790	A718	G654C	A513	A514	U271C
G1368	U1294	A1214	U	G928	A1000	C	A861	G791	G719	G654D	A514	A515	G271
C1295	C1295	C1217	U	G929	A1001	C	G862	G792	C720	C	C516	C517	G272
G1370	G1296	G1371	A	U930	G1002	C	A863	A793	G721	C	C517	C517	G273
G1371	C1297	G1218	G	G931	G1003	C	G864	A799	A722	C	U597	U598	C273C
U1372	G1298	G1219	A	A932	C1004	C	C865	C796	A727	C	U598	U599	C273D
A1373	U1299	A1220	A	A933	C1005	C	A866	C797	A728	A	U599	U600	U273E
G1374	U1300	C1221	G	G934	G1006	C	U867	G798	G729	C	G601	A526	G273F
G1375	A1301	C1222	C	C935	C1007	C	G868	A800	C730	C	A603	A527	G273G
A1378	G1302	G1223	G	U936	C1008	C	G869	G801	G731	C	G604	A528	C273H
A1379	C1303	G1224	A	A937	A1009	C	A870	A802	A734	C	C605	A529	G274
G1380	C1304	G1229A	C	G938	A1010	C	U871	G805	A735	C	U607	A530	G275
G1381	A1308	G1239	C	A941	G1011	C	A872	G806	G737	C	A608	A531	A276
G1382	G1309	U1240	A	U942	U1012	C	G873	G738	G739	C654R	C537	A532	C277
C1383	U1312	A1241	U	U943	C1013	C	G874	A739	U740	G654S	A457	A533	A278
G1385	G1313	A1242	C	G944	U1014	C	C875	G740	G741	A654T	G539	A534	C279
G1386	G1314	C1152	A	A945	G1015	C	U877	U811	U741	G654U	G540	A535	G283
C1387	C1315	C1153	U	G946	U1019	C	A878	U813	G745	G656	G612	A536	A284
G1388	U1316	G1248	U	C951	A1020	C	G	C814	G746	U657	U613	C541	C286
A1389	A1317	U1249	A	G952	A1021	C	G	C815	A747	G658	A616	C542	C287
U1390	G1318	G1250	A	A953	G1022	C	G	C816	U747	G662	G617	C543	A288
U1391	G1319	C1251	C	C955	G1024	C	C	C817	G748	G663	G618	A547	C289
								G818			C618A	A548	G290

G2495	G2496	G2497	G2498	G2499	G2500	G2501	G2502	G2503	G2504	G2505	G2506	G2510	G2511	G2512	G2516	G2517	G2518	G2519	G2520	G2521	G2522	G2523	G2524	G2525	G2526	G2529	G2532	G2533	G2534	G2535	G2536	G2537	G2538	G2539	G2540	G2541	G2542	G2543	G2544	G2547	G2548	G2549	G2552	G2553	G2554	G2555	G2556	G2557	G2558	G2559	G2562	G2563	G2564	G2565																																																																																																																																																																																																																																																																																																											
C2420	C2421	C2422	C2423	C2424	C2425	C2426	C2427	C2428	C2429	C2430	C2431	C2432	C2433	C2434	C2435	C2439	C2440	C2441	C2442	C2443	C2444	C2445	C2446	C2447	C2448	C2449	C2454	C2461	C2462	C2463	C2464	C2467	C2468	C2469	C2470	C2471	C2472	C2473	C2474	C2475	C2476	C2477	C2478	C2482	C2487	C2488	C2489	C2490	C2491	C2492	C2493	C2494																																																																																																																																																																																																																																																																																																													
G3349	G3350	G3351	G3352	G3353	G3354	G3355	G3356	G3357	G3358	G3359	G3360	G3361	G3362	G3363	G3364	G3365	G3369	G3370	G3371	G3372	G3373	G3374	G3375	G3376	G3377	G3378	G3379	G3380	G3381	G3382	G3383	G3384	G3385	G3386	G3387	G3388	G3389	G3390	G3391	G3392	G3393	G3394	G3395	G3396	G3399	G3400	G3401	G3402	G3403	G3406	G3407	G3408	G3409	G3410	G3414	G3415																																																																																																																																																																																																																																																																																																									
A2286	A2287	A2288	A2289	A2290	A2291	A2292	A2295	A2296	A2297	A2298	A2299	A2300	A2301	A2302	A2303	A2304	A2305	A2306	A2307	A2308	A2309	A2310	A2311	A2312	A2313	A2314	A2315	A2316	A2317	A2318	A2319	A2320	A2321	A2324	A2325	A2326	A2327	A2328	A2329	A2330	A2331	A2332	A2333	A2334	A2335	A2336	A2337	A2338	A2339	A2340	A2341	A2342	A2343	A2344	A2345	A2346	A2347	A2348																																																																																																																																																																																																																																																																																																							
G2210	G2211	G2212	G2213	G2214	G2215	G2216	A2225	A2226	A2227	G2228	G2229	G2230	G2231	G2232	G2233	G2234	G2235	G2236	G2237	G2238	G2239	G2240	G2241	G2242	G2243	G2244	G2245	G2246	G2247	G2248	G2249	G2250	G2251	G2252	G2253	G2256	G2257	G2258	G2261	G2262	G2263	G2264	A2267	A2268	A2269	G2270	G2271	G2272	G2273	G2274	G2275	G2276	G2277	G2278	G2279	G2280	G2281	G2282	G2283	G2284	G2285	G2286	G2287	G2288	G2289	G2290	G2291	G2292	G2293	G2294	G2295	G2296	G2297	G2298	G2299	G2300	G2301	G2302	G2303	G2304	G2305	G2306	G2307	G2308	G2309	G2310	G2311	G2312	G2313	G2314	G2315	G2316	G2317	G2318	G2319	G2320	G2321	G2324	G2325	G2326	G2327	G2328	G2329	G2330	G2331	G2332	G2333	G2334	G2335	G2336	G2337	G2338	G2339	G2340	G2341	G2342	G2343	G2344	G2345	G2346	G2347	G2348																																																																																																																																																																																																																																							
A2135	C2136	C2137	C2138	C2139	C2140	U2144	C2145	C2146	C2147	G2148	G2149	U2150	G2151	G2152	G2153	G2154	G2155	G2156	G2157	A2158	G2159	G2160	G2161	G2162	G2163	G2164	G2165	G2166	G2167	G2168	A2170	A2171	U2172	A2173	C2174	C2175	A2176	C2177	C2178	G2182	C2183	G2184	C2185	G2186	G2187	C2188	U2189	G2190	G2191	G2192	G2193	A2198	C2207	G2210	G2211	G2212	G2213	G2214	G2215	G2216	G2217	G2218	G2219	G2220	G2221	G2222	G2223	G2224	G2225	G2226	G2227	G2228	G2229	G2230	G2231	G2232	G2233	G2234	G2235	G2236	G2237	G2238	G2239	G2240	G2241	G2242	G2243	G2244	G2245	G2246	G2247	G2248	G2249	G2250	G2251	G2252	G2253	G2256	G2257	G2258	G2261	G2262	G2263	G2264	G2267	G2268	G2269	G2270	G2271	G2272	G2273	G2274	G2275	G2276	G2277	G2278	G2279	G2280	G2281	G2282	G2283	G2284	G2285	G2286	G2287	G2288	G2289	G2290	G2291	G2292	G2293	G2294	G2295	G2296	G2297	G2298	G2299	G2300	G2301	G2302	G2303	G2304	G2305	G2306	G2307	G2308	G2309	G2310	G2311	G2312	G2313	G2314	G2315	G2316	G2317	G2318	G2319	G2320	G2321	G2324	G2325	G2326	G2327	G2328	G2329	G2330	G2331	G2332	G2333	G2334	G2335	G2336	G2337	G2338	G2339	G2340	G2341	G2342	G2343	G2344	G2345	G2346	G2347	G2348																																																																																																																																																																									
G2061	A2062	C2063	C2064	C2065	C2066	G2067	U2068	G2069	A2070	A2071	G2072	C2073	U2074	U2075	U2076	G2077	G2078	G2079	G2080	G2081	G2082	G2083	G2084	G2085	G2086	G2087	G2088	G2089	G2090	G2091	G2092	G2093	G2094	G2095	G2096	G2097	G2100	G2101	G2102	G2103	G2104	G2105	G2106	C2107	G2108	G2109	G2110	G2111	G2112	G2113	G2114	G2115	G2116	G2117	U2118	A2119	G2120	G2121	U2122	G2123	G2124	G2125	A2126	G2127	C2128	G2129	G2130	G2131	U2132	G2133	A2134	G2135	G2136	G2137	G2138	G2139	G2140	G2141	G2142	G2143	G2144	G2145	G2146	G2147	G2148	G2149	G2150	G2151	G2152	G2153	G2154	G2155	G2156	G2157	G2158	G2159	G2160	G2161	G2162	G2163	G2164	G2165	G2166	G2167	G2168	G2169	G2170	G2171	G2172	G2173	G2174	G2175	G2176	G2177	G2178	G2179	G2180	G2181	G2182	G2183	G2184	G2185	G2186	G2187	G2188	G2189	G2190	G2191	G2192	G2193	G2194	G2195	G2196	G2197	G2198	G2199	G2200	G2201	G2202	G2203	G2204	G2205	G2206	G2207	G2208	G2209	G2210	G2211	G2212	G2213	G2214	G2215	G2216	G2217	G2218	G2219	G2220	G2221	G2222	G2223	G2224	G2225	G2226	G2227	G2228	G2229	G2230	G2231	G2232	G2233	G2234	G2235	G2236	G2237	G2238	G2239	G2240	G2241	G2242	G2243	G2244	G2245	G2246	G2247	G2248	G2249	G2250	G2251	G2252	G2253	G2256	G2257	G2258	G2261	G2262	G2263	G2264	G2267	G2268	G2269	G2270	G2271	G2272	G2273	G2274	G2275	G2276	G2277	G2278	G2279	G2280	G2281	G2282	G2283	G2284	G2285	G2286	G2287	G2288	G2289	G2290	G2291	G2292	G2293	G2294	G2295	G2296	G2297	G2298	G2299	G2300	G2301	G2302	G2303	G2304	G2305	G2306	G2307	G2308	G2309	G2310	G2311	G2312	G2313	G2314	G2315	G2316	G2317	G2318	G2319	G2320	G2321	G2324	G2325	G2326	G2327	G2328	G2329	G2330	G2331	G2332	G2333	G2334	G2335	G2336	G2337	G2338	G2339	G2340	G2341	G2342	G2343	G2344	G2345	G2346	G2347	G2348																																																																												
C1983	G1984	G1989	C1990	G1991	G1992	G1993	U1994	C1995	G1996	G1997	G1998	G1999	G2000	A2001	G2002	G2003	G2004	G2005	G2006	G2007	G2008	G2009	G2010	G2011	G2012	G2013	G2014	G2015	G2016	G2017	G2018	G2019	G2020	G2021	G2022	G2023	G2024	G2025	G2026	G2027	G2028	G2029	G2030	G2031	G2032	G2033	G2034	G2035	G2036	G2037	G2038	G2039	G2040	G2041	G2042	G2043	G2044	G2045	G2046	G2047	G2048	G2049	G2050	G2051	G2052	G2053	G2054	G2055	G2056	G2057	G2058	G2059	G2060	G2061	G2062	G2063	G2064	G2065	G2066	G2067	G2068	G2069	G2070	G2071	G2072	G2073	G2074	G2075	G2076	G2077	G2078	G2079	G2080	G2081	G2082	G2083	G2084	G2085	G2086	G2087	G2088	G2089	G2090	G2091	G2092	G2093	G2094	G2095	G2096	G2097	G2098	G2099	G2100	G2101	G2102	G2103	G2104	G2105	G2106	G2107	G2108	G2109	G2110	G2111	G2112	G2113	G2114	G2115	G2116	G2117	U2118	A2119	G2120	G2121	U2122	G2123	G2124	G2125	A2126	G2127	C2128	G2129	G2130	G2131	U2132	G2133	A2134	G2135	G2136	G2137	G2138	G2139	G2140	G2141	G2142	G2143	G2144	G2145	G2146	G2147	G2148	G2149	G2150	G2151	G2152	G2153	G2154	G2155	G2156	G2157	G2158	G2159	G2160	G2161	G2162	G2163	G2164	G2165	G2166	G2167	G2168	G2169	G2170	G2171	G2172	G2173	G2174	G2175	G2176	G2177	G2178	G2179	G2180	G2181	G2182	G2183	G2184	G2185	G2186	G2187	G2188	G2189	G2190	G2191	G2192	G2193	G2194	G2195	G2196	G2197	G2198	G2199	G2200	G2201	G2202	G2203	G2204	G2205	G2206	G2207	G2208	G2209	G2210	G2211	G2212	G2213	G2214	G2215	G2216	G2217	G2218	G2219	G2220	G2221	G2222	G2223	G2224	G2225	G2226	G2227	G2228	G2229	G2230	G2231	G2232	G2233	G2234	G2235	G2236	G2237	G2238	G2239	G2240	G2241	G2242	G2243	G2244	G2245	G2246	G2247	G2248	G2249	G2250	G2251	G2252	G2253	G2256	G2257	G2258	G2261	G2262	G2263	G2264	G2267	G2268	G2269	G2270	G2271	G2272	G2273	G2274	G2275	G2276	G2277	G2278	G2279	G2280	G2281	G2282	G2283	G2284	G2285	G2286	G2287	G2288	G2289	G2290	G2291	G2292	G2293	G2294	G2295	G2296	G2297	G2298	G2299	G2300	G2301	G2302	G2303	G2304	G2305	G2306	G2307	G2308	G2309	G2310	G2311	G2312	G2313	G2314	G2315	G2316	G2317	G2318	G2319	G2320	G2321	G2324	G2325	G2326	G2327	G2328	G2329	G2330	G2331	G2332	G2333	G2334	G2335	G2336	G2337	G2338	G2339	G2340	G2341	G2342	G2343	G2344	G2345	G2346	G2347	G2348
C1806	G1807	U1808	A1809	A1810	G1811	A1812	G1813	G1814	A1815	A1816	G1817	G1818	A1819	U1820	A1821	A1825	G1826	G1827	G1828	A1829	A1830	G1835	G1836	G1837	G1838	G1839	G1840	A1847	A1848	U1851	C1852	A1853	A1854	G1858	A1859	U1864	A1871	A1872	G1878	G1883	A1884	A1885	G1888	G1889	A1890	A1891	A1892	A1893	A1894	A1895	A1896	A1897	A1898	A1899	A1900	A1901	A1902	C1905	G1906	A1913	A1914	A1915	A1916	U1917	U1923	C1924	A1926	A1927	A1928	G1929	G1930	A1931	A1932	G1933	A1936	A1937	A1938	U1939	C1942	U1943	U1946	C1947	G1948	G1949	G1950	U1951	A1952	U1955	G1959	A1960	C1961	C1962	U1963	G1964	G1967	G1968	A1969	A1970	A1971	A1972	G1973	C1974	C1982																																																																																																																																																																																																																																																										
C1806	G1807	U1808	A1809	A1810	G1811	A1812	G1813	G1814	A1815	A1816	G1817	G1818	A1819	U1820	A1821	A1825	G1826	G1827	G1828	A1829	A1830	G1835	G1836	G1837	G1838	G1839	G1840	A1847	A1848	U1851	C1852	A1853	A1854	G1858	A1859	U1864	A1871	A1872	G1878	G1883	A1884	A1885	G1888	G1889	A1890	A1891	A1892	A1893	A1894	A1895	A1896	A1897	A1898	A1899	A1900	A1901	A1902	C1905	G1906	A1913	A1914	A1915	A1916	U1917	U1923	C1924	A1926	A1927	A1928	G1929	G1930	A1931	A1932	G1933	A1936	A1937	A1938	U1939	C1942	U1943	U1946	C1947	G1948	G1949	G195																																																																																																																																																																																																																																																																												

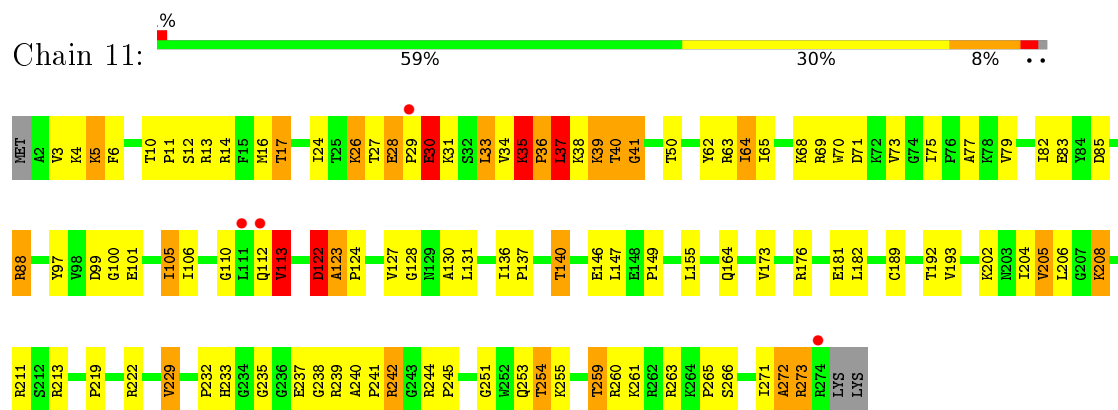




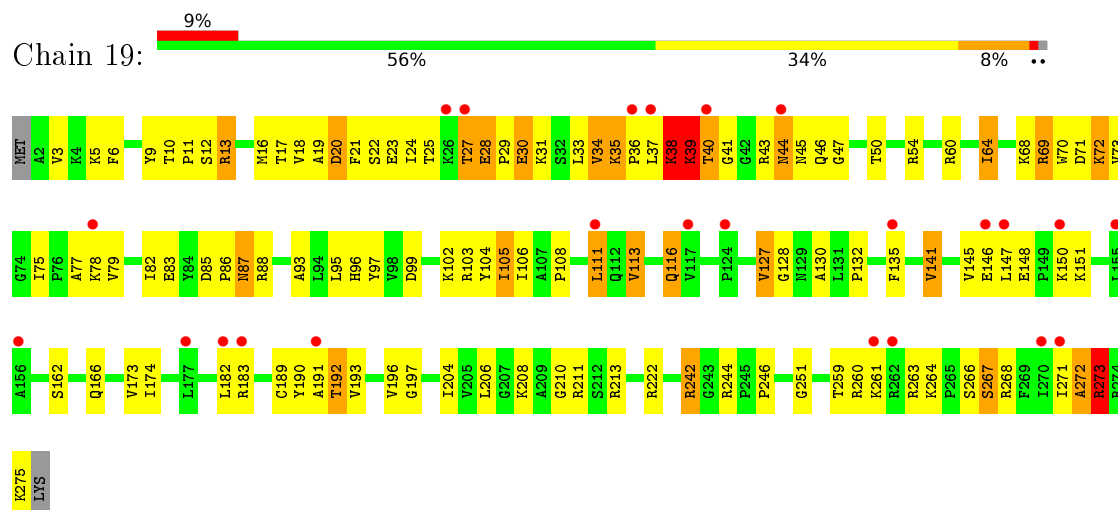
• Molecule 28: 50S ribosomal protein L1



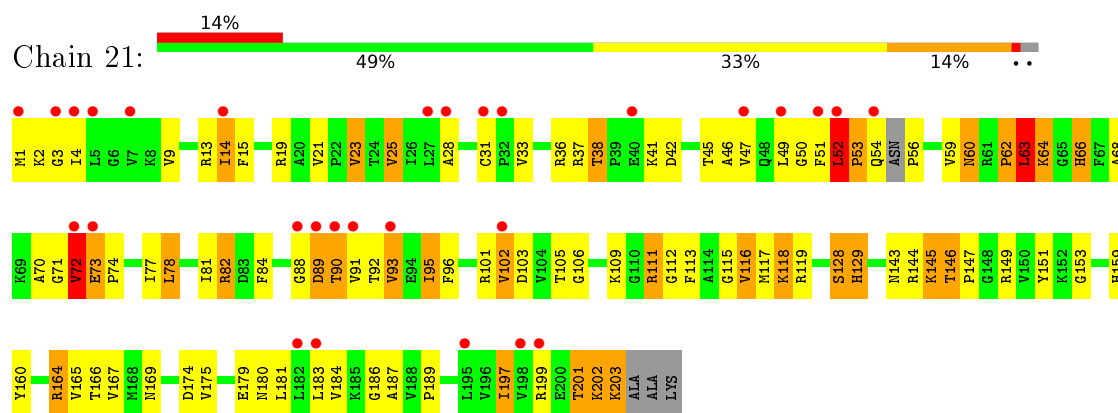
• Molecule 29: 50S ribosomal protein L2



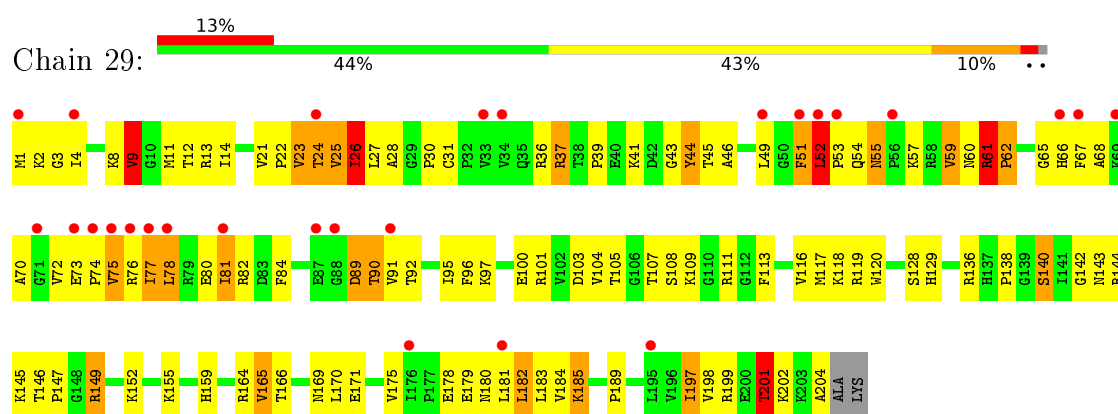
• Molecule 29: 50S ribosomal protein L2



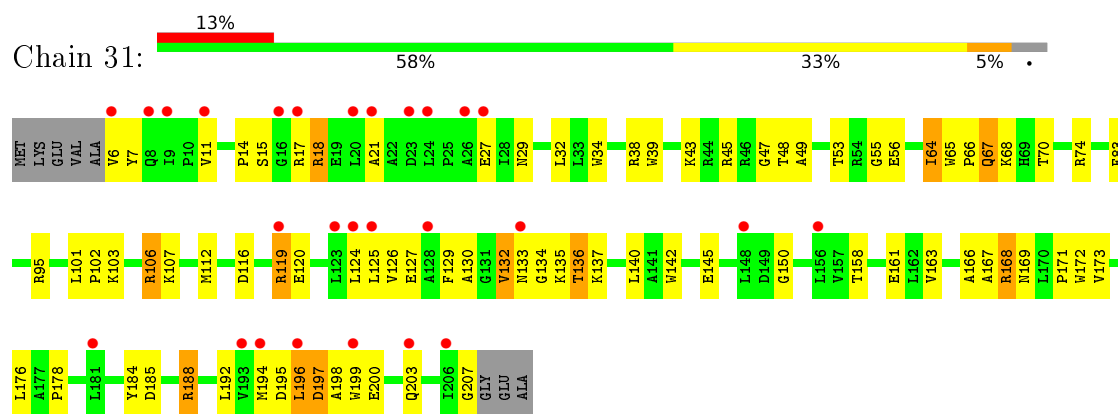
- Molecule 30: 50S ribosomal protein L3



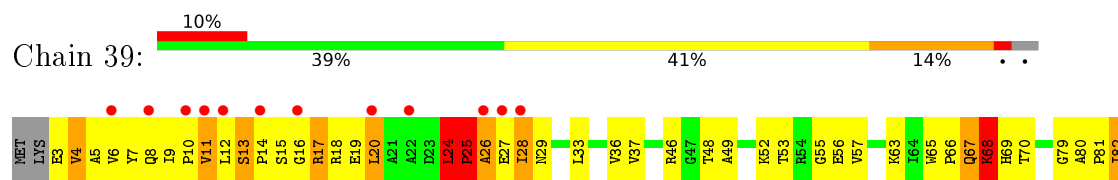
- Molecule 30: 50S ribosomal protein L3

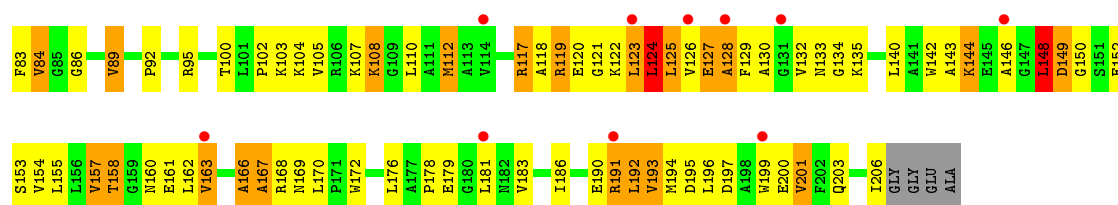


- Molecule 31: 50S ribosomal protein L4



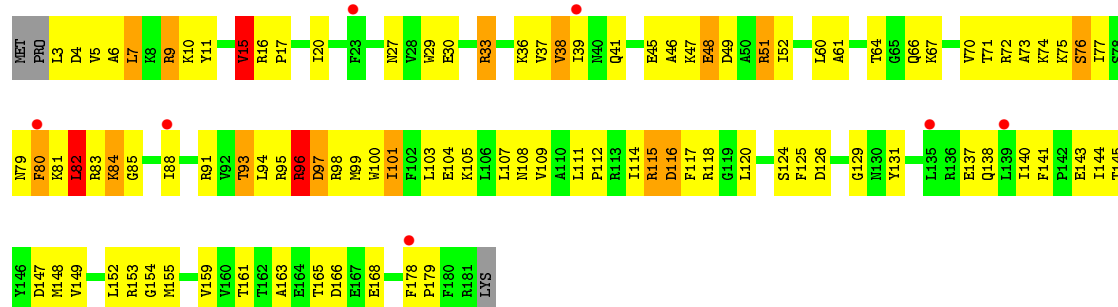
- Molecule 31: 50S ribosomal protein L4





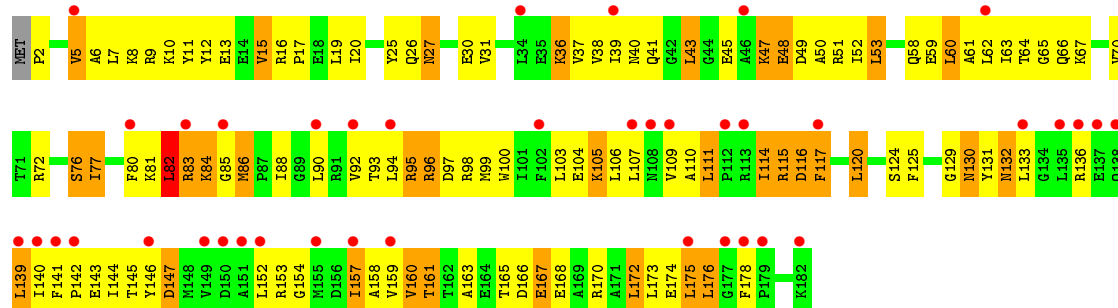
• Molecule 32: 50S ribosomal protein L5

Chain 41: 4% 43% 46% 8% ..



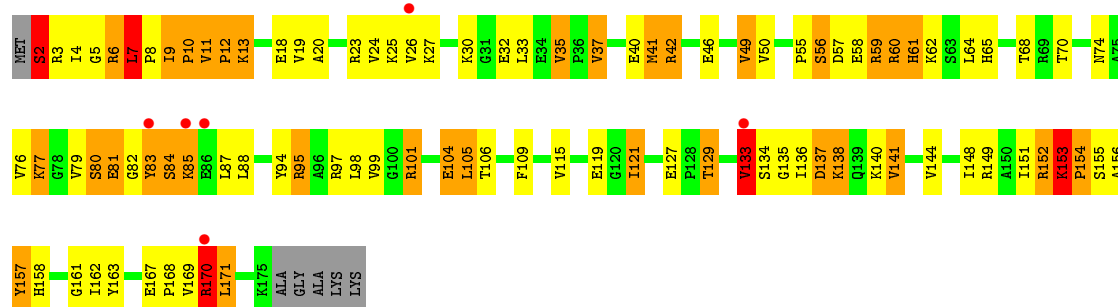
• Molecule 32: 50S ribosomal protein L5

Chain 49: 22% 35% 45% 19% ..



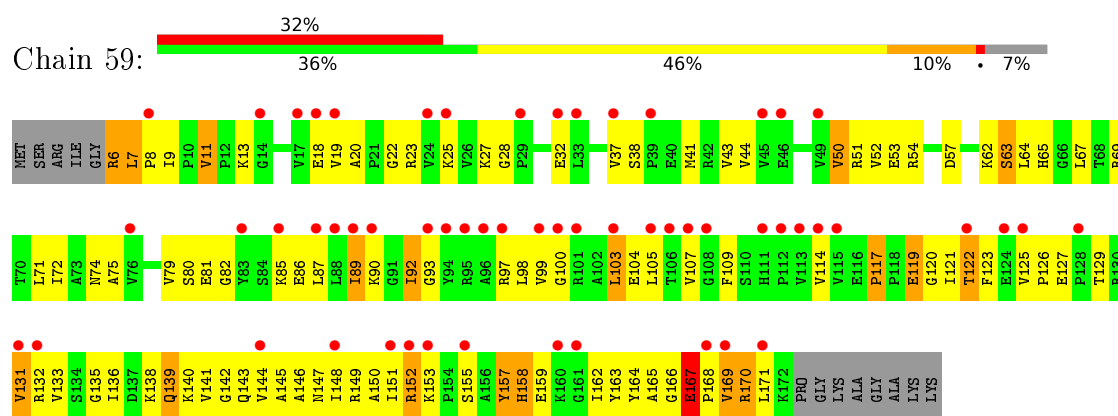
• Molecule 33: 50S ribosomal protein L6

Chain 51: 3% 43% 32% 19% ..

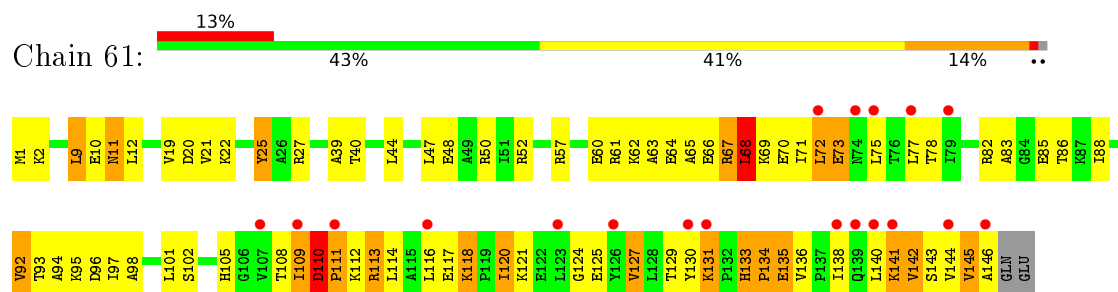


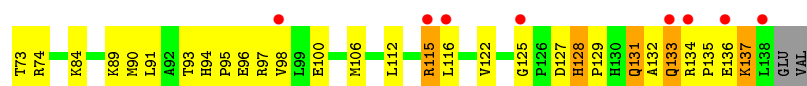
• Molecule 33: 50S ribosomal protein L6



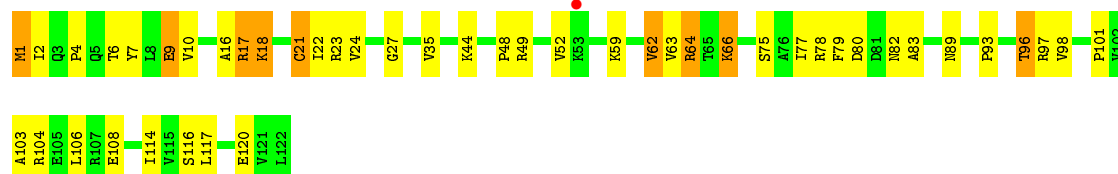


• Molecule 34: 50S ribosomal protein L9

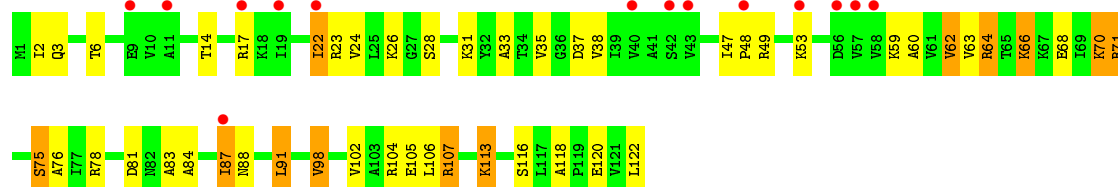




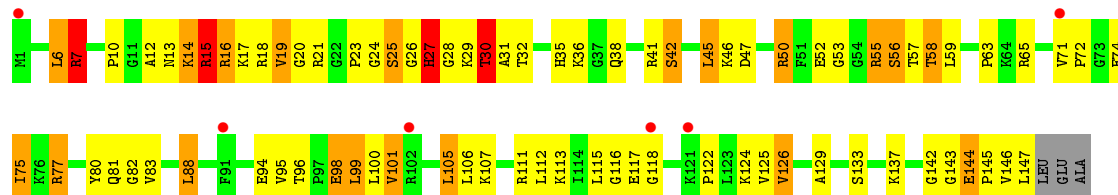
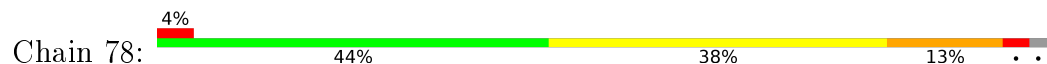
- Molecule 36: 50S ribosomal protein L14



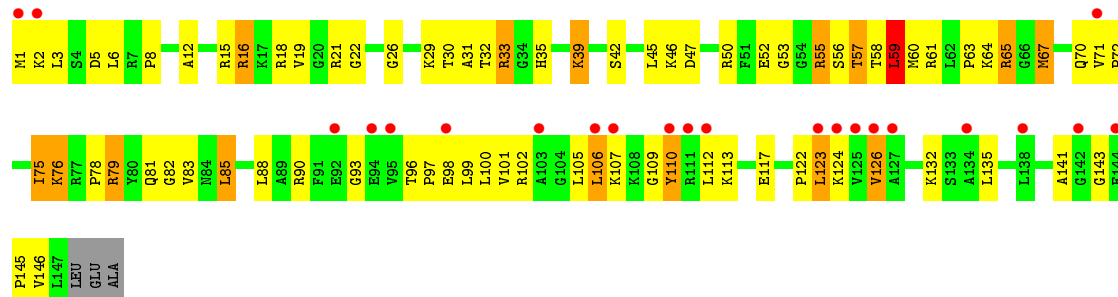
- Molecule 36: 50S ribosomal protein L14



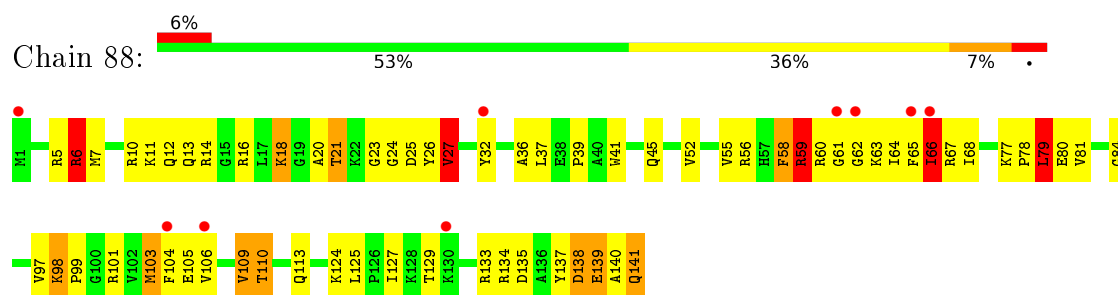
- Molecule 37: 50S ribosomal protein L15



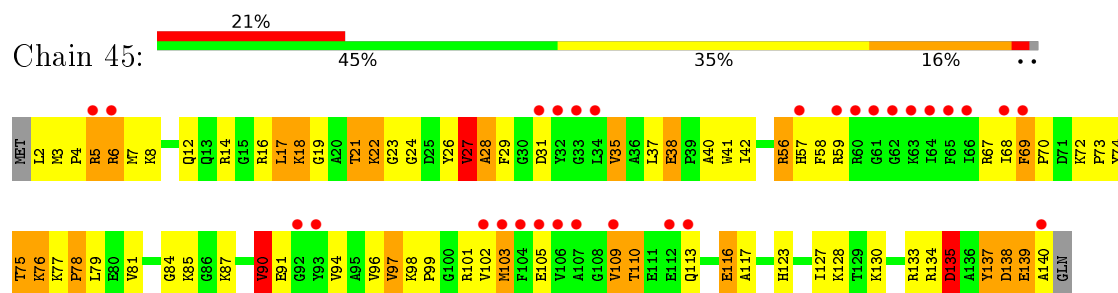
- Molecule 37: 50S ribosomal protein L15



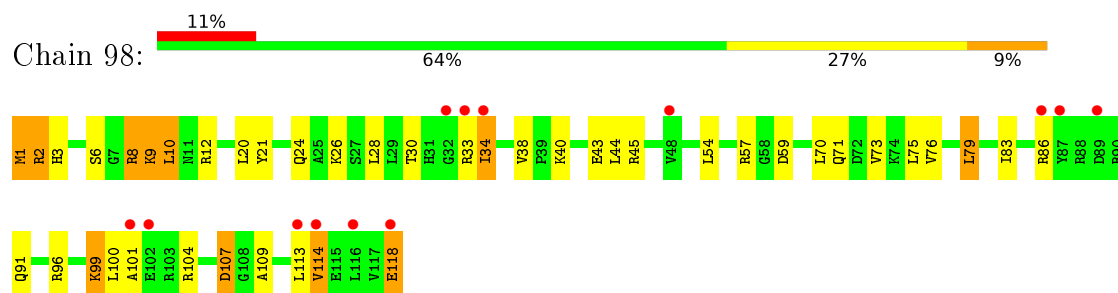
- Molecule 38: 50S ribosomal protein L16



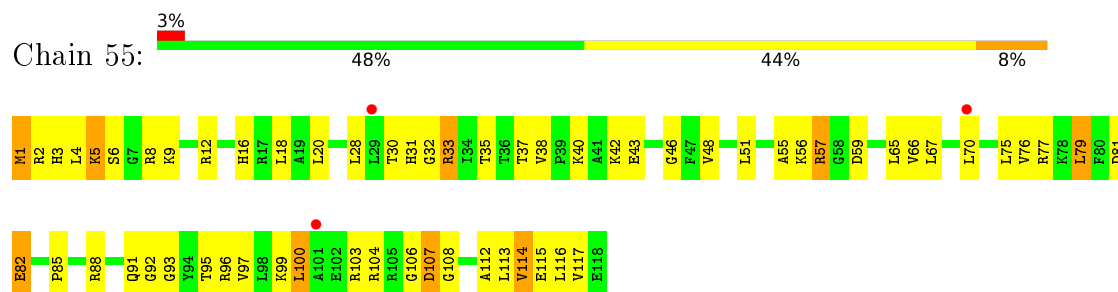
- Molecule 38: 50S ribosomal protein L16



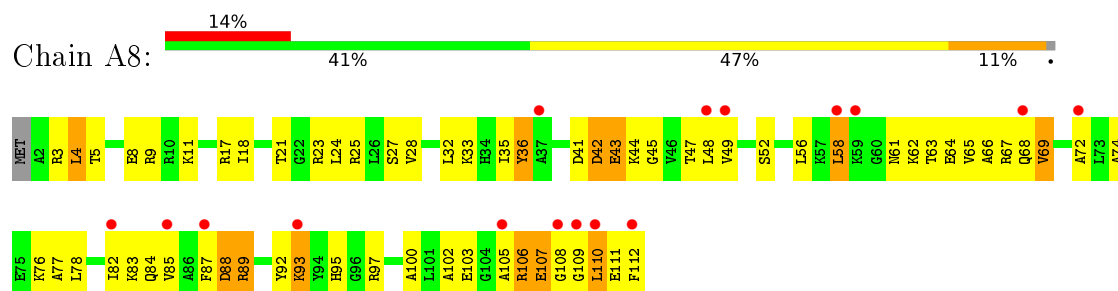
- Molecule 39: 50S ribosomal protein L17



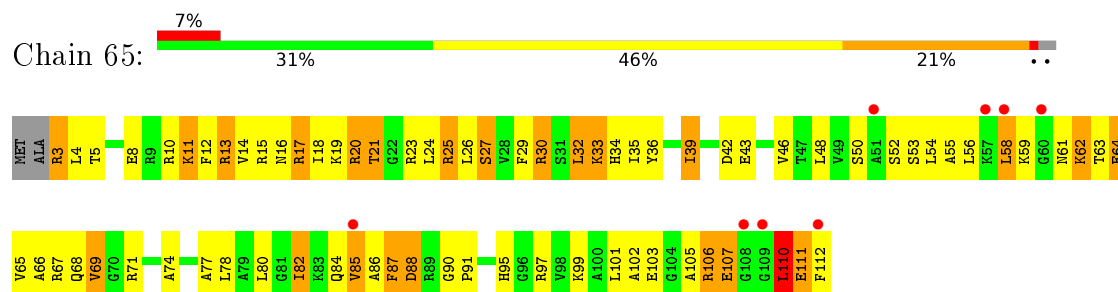
- Molecule 39: 50S ribosomal protein L17



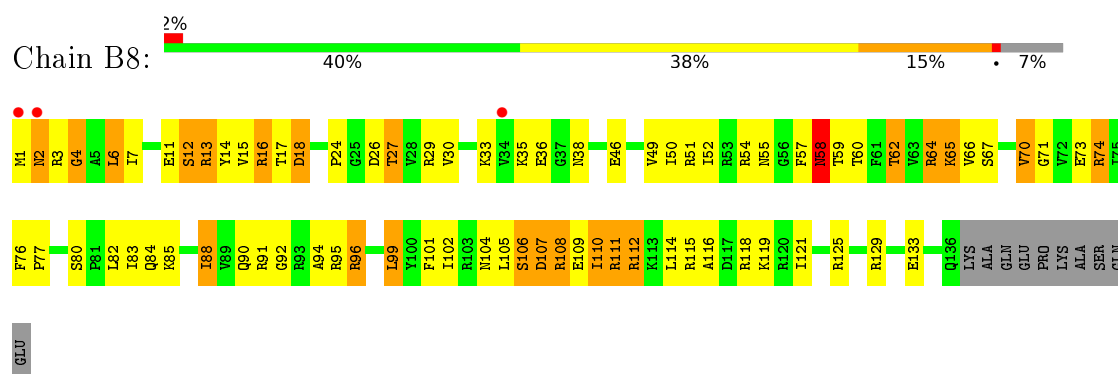
- Molecule 40: 50S ribosomal protein L18



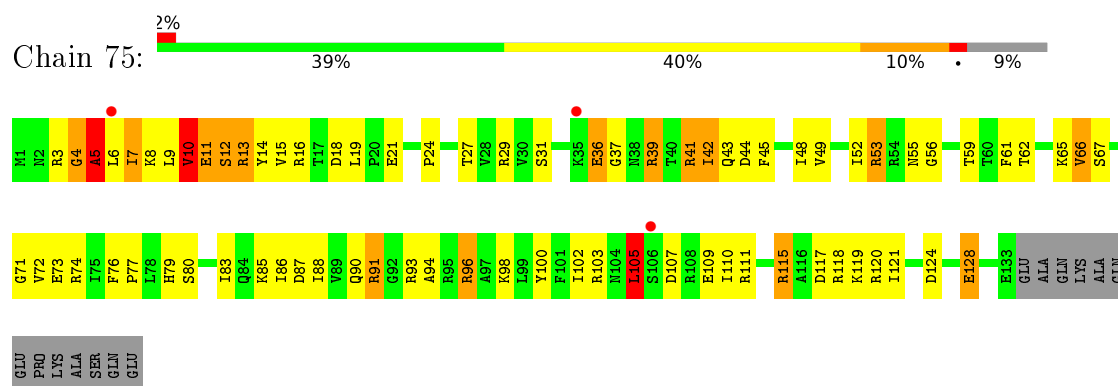
- Molecule 40: 50S ribosomal protein L18



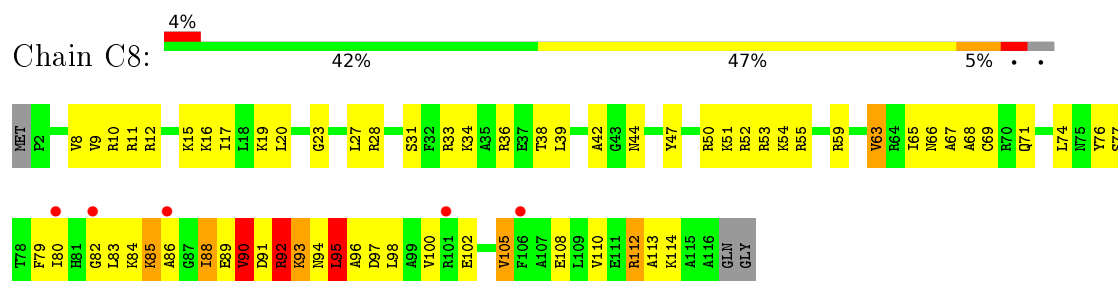
- Molecule 41: 50S ribosomal protein L19



- Molecule 41: 50S ribosomal protein L19

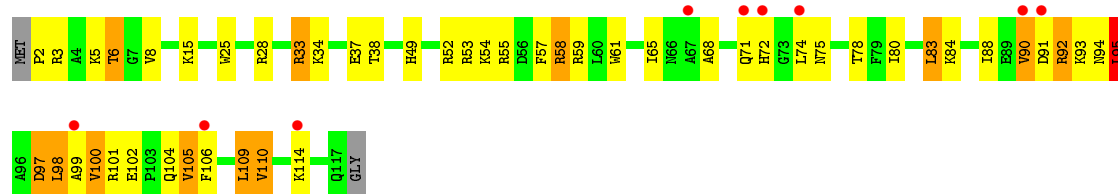


- Molecule 42: 50S ribosomal protein L20

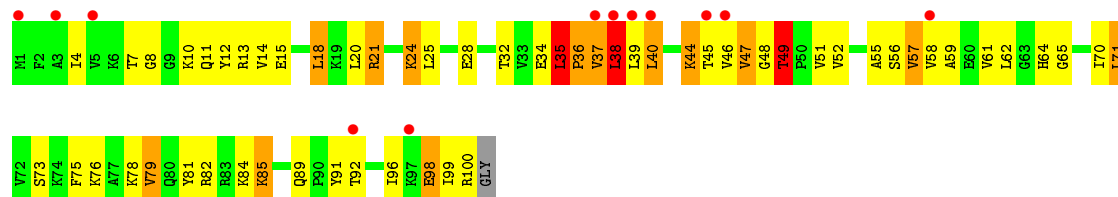
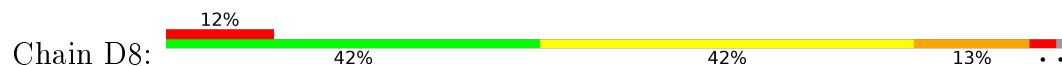


- Molecule 42: 50S ribosomal protein L20

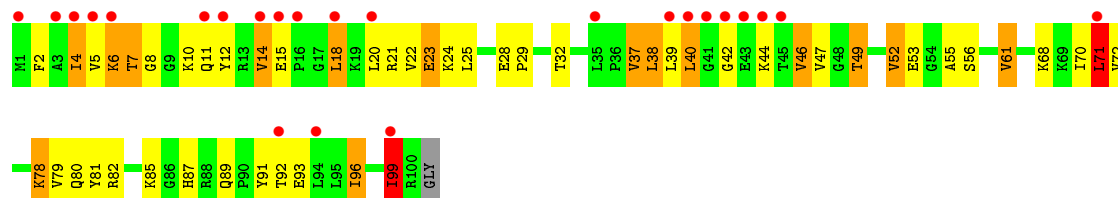




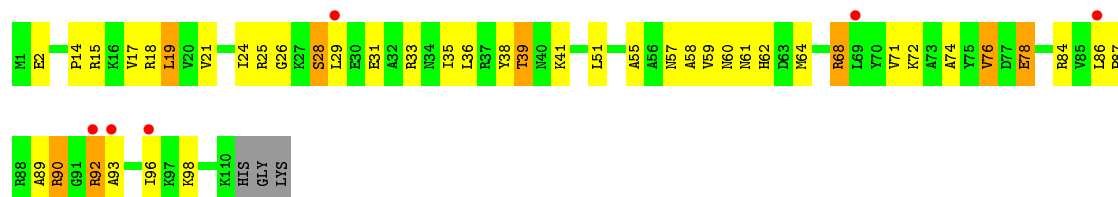
• Molecule 43: 50S ribosomal protein L21



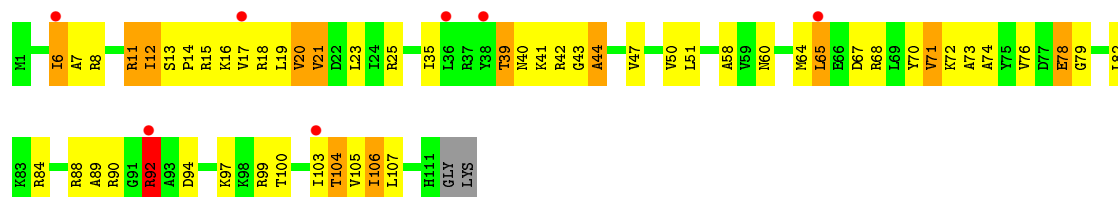
• Molecule 43: 50S ribosomal protein L21



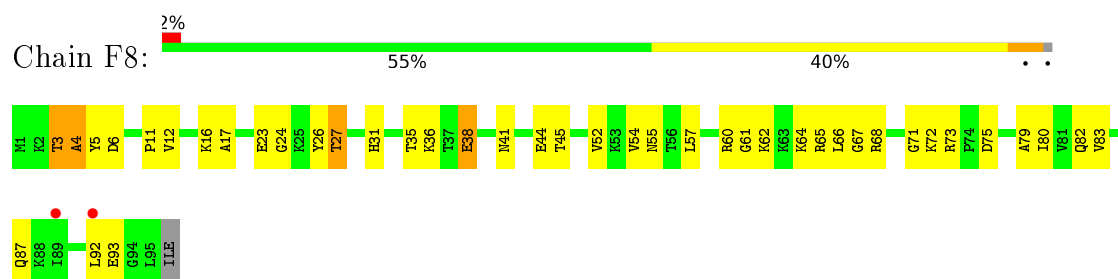
• Molecule 44: 50S ribosomal protein L22



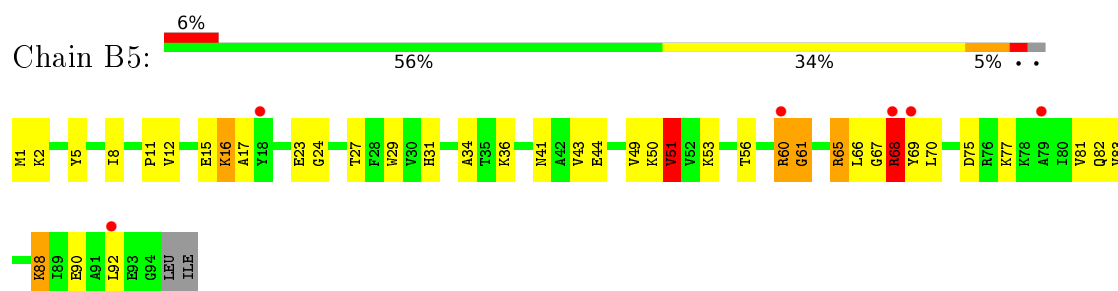
• Molecule 44: 50S ribosomal protein L22



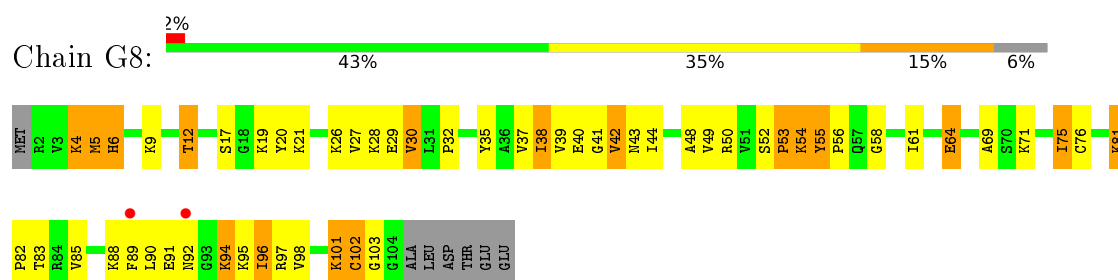
• Molecule 45: 50S ribosomal protein L23



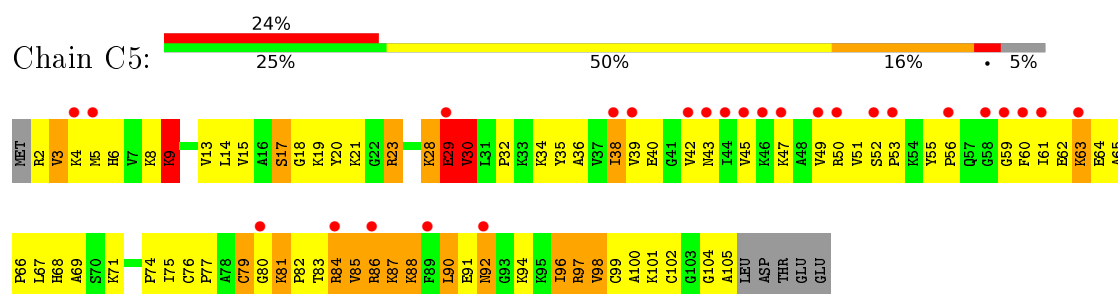
- Molecule 45: 50S ribosomal protein L23



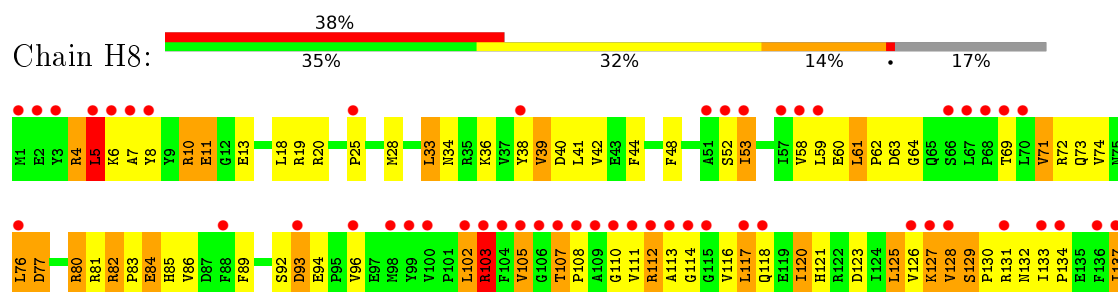
- Molecule 46: 50S ribosomal protein L24



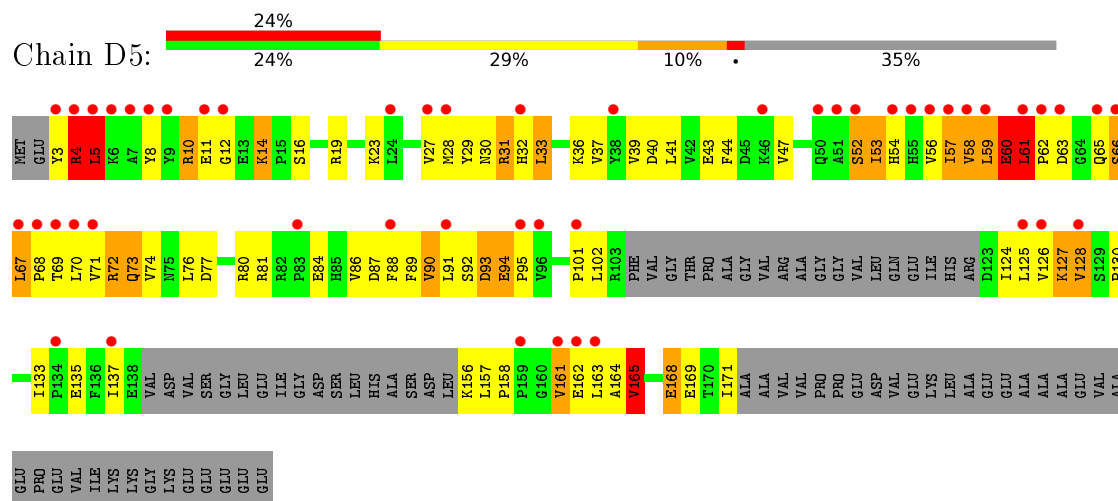
- Molecule 46: 50S ribosomal protein L24



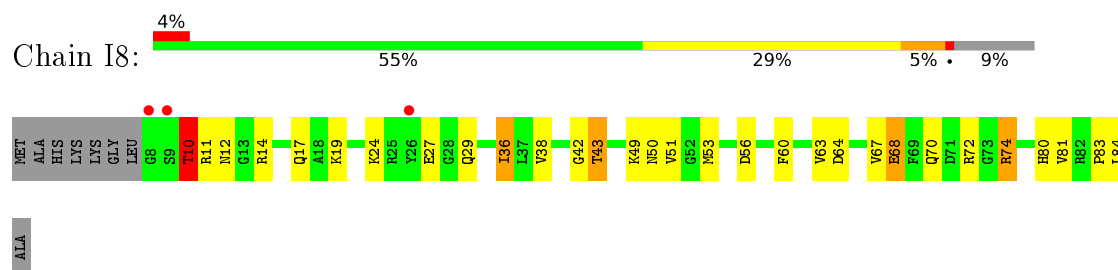
- Molecule 47: 50S ribosomal protein L25



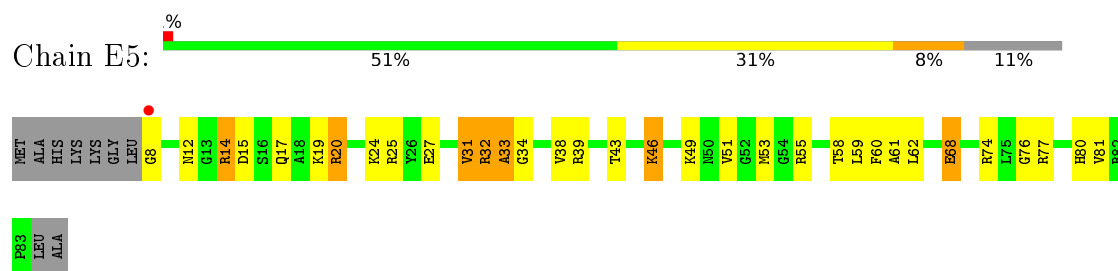
- Molecule 47: 50S ribosomal protein L25



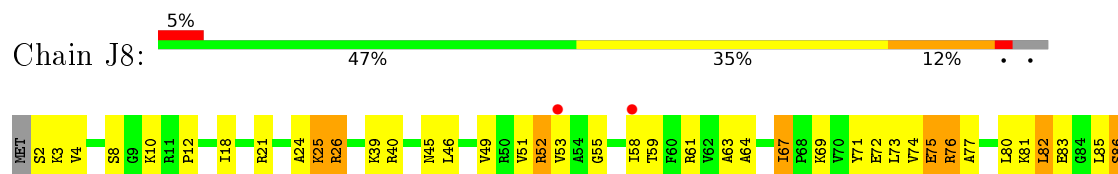
- Molecule 48: 50S ribosomal protein L27

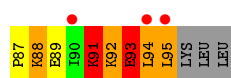


- Molecule 48: 50S ribosomal protein L27

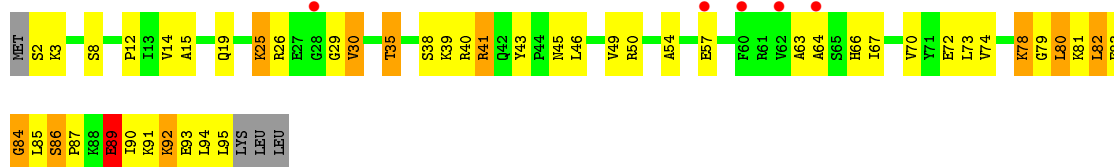


- Molecule 49: 50S ribosomal protein L28

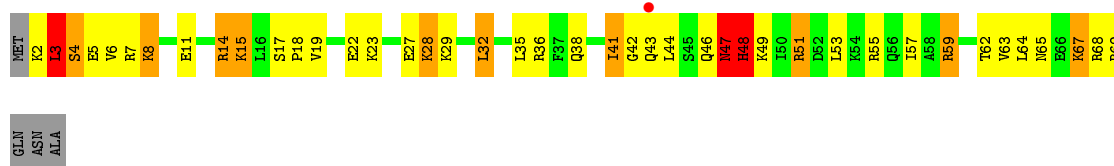




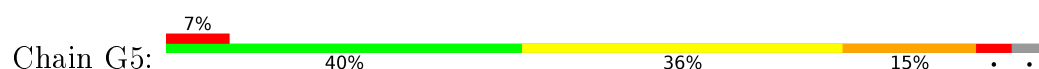
- Molecule 49: 50S ribosomal protein L28



- Molecule 50: 50S ribosomal protein L29



- Molecule 50: 50S ribosomal protein L29



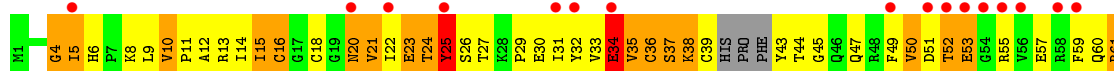
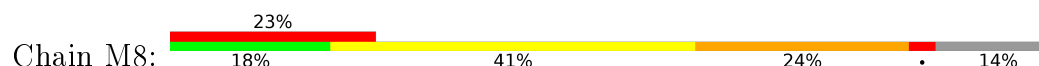
- Molecule 51: 50S ribosomal protein L30




- Molecule 51: 50S ribosomal protein L30



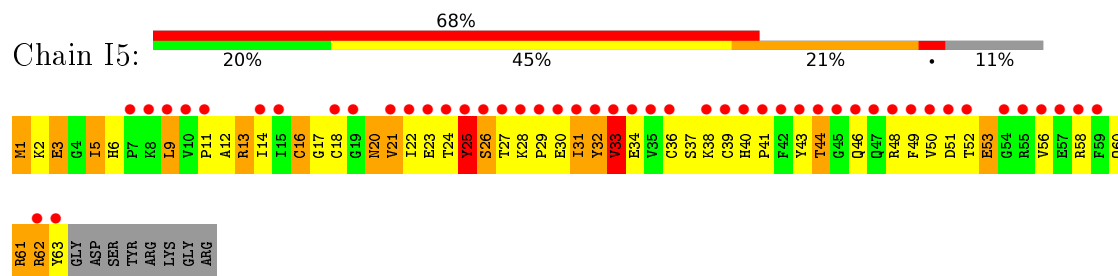
- Molecule 52: 50S ribosomal protein L31



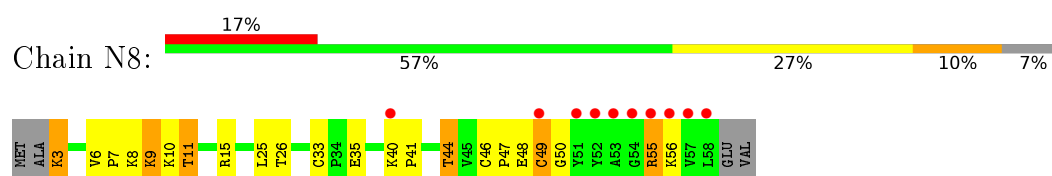




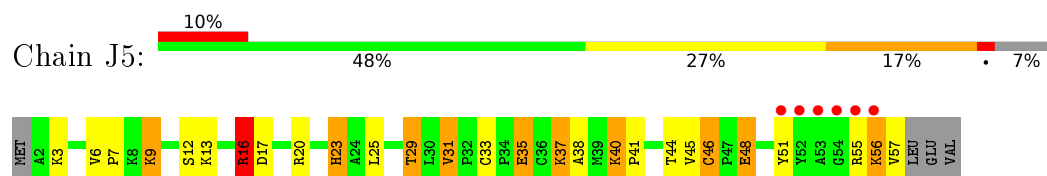
- Molecule 52: 50S ribosomal protein L31



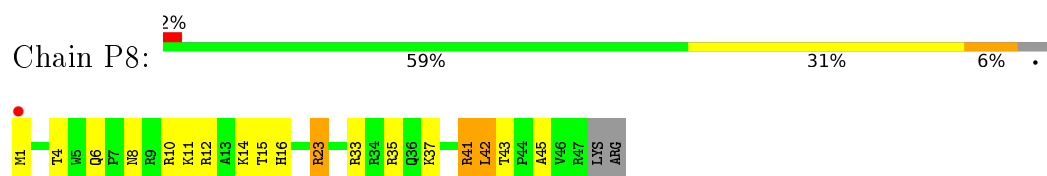
- Molecule 53: 50S ribosomal protein L32



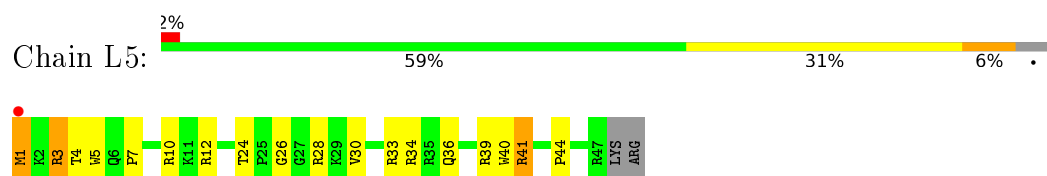
- Molecule 53: 50S ribosomal protein L32



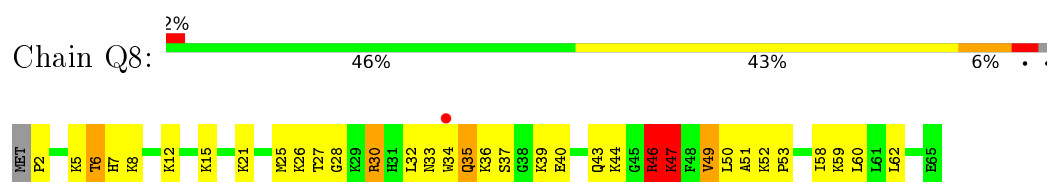
- Molecule 54: 50S ribosomal protein L34



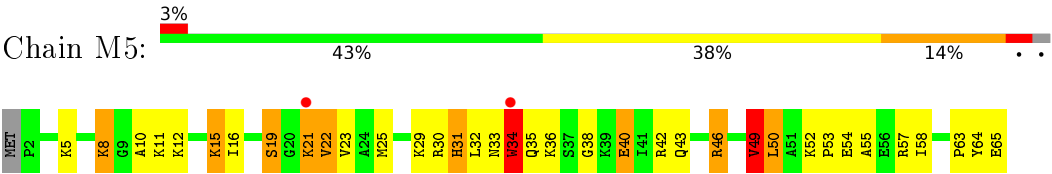
- Molecule 54: 50S ribosomal protein L34



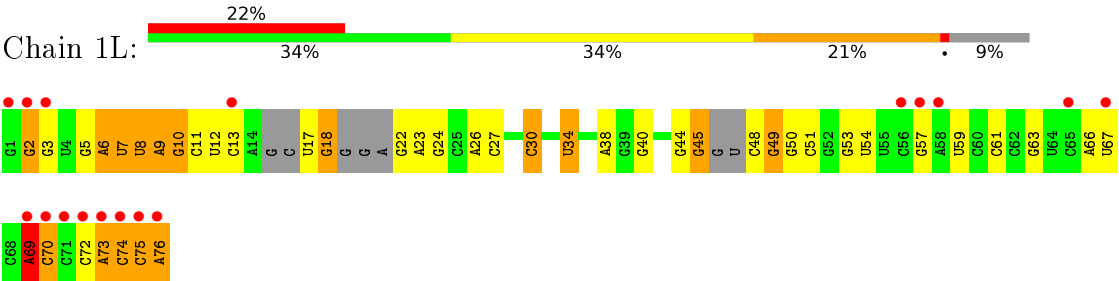
- Molecule 55: 50S ribosomal protein L35



- Molecule 55: 50S ribosomal protein L35



• Molecule 56: tRNAVal



## 4 Data and refinement statistics

Property	Value	Source
Space group	P 21 21 21	Depositor
Cell constants a, b, c, $\alpha$ , $\beta$ , $\gamma$	209.50 Å 448.90 Å 620.80 Å 90.00° 90.00° 90.00°	Depositor
Resolution (Å)	146.68 – 2.96 146.68 – 2.96	Depositor EDS
% Data completeness (in resolution range)	99.8 (146.68-2.96) 89.3 (146.68-2.96)	Depositor EDS
$R_{merge}$	0.44	Depositor
$R_{sym}$	(Not available)	Depositor
$\langle I/\sigma(I) \rangle$ <sup>1</sup>	1.74 (at 2.96 Å)	Xtriage
Refinement program	PHENIX	Depositor
R, $R_{free}$	0.201 , 0.243 0.202 , 0.243	Depositor DCC
$R_{free}$ test set	2000 reflections (0.19%)	DCC
Wilson B-factor (Å <sup>2</sup> )	77.2	Xtriage
Anisotropy	0.338	Xtriage
Bulk solvent $k_{sol}$ (e/Å <sup>3</sup> ), $B_{sol}$ (Å <sup>2</sup> )	0.28 , 66.2	EDS
L-test for twinning <sup>2</sup>	$\langle  L  \rangle = 0.48$ , $\langle L^2 \rangle = 0.31$	Xtriage
Estimated twinning fraction	No twinning to report.	Xtriage
$F_o, F_c$ correlation	0.95	EDS
Total number of atoms	296743	wwPDB-VP
Average B, all atoms (Å <sup>2</sup> )	97.0	wwPDB-VP

Xtriage's analysis on translational NCS is as follows: *The largest off-origin peak in the Patterson function is 1.49% of the height of the origin peak. No significant pseudotranslation is detected.*

<sup>1</sup>Intensities estimated from amplitudes.

<sup>2</sup>Theoretical values of  $\langle |L| \rangle$ ,  $\langle L^2 \rangle$  for acentric reflections are 0.5, 0.333 respectively for untwinned datasets, and 0.375, 0.2 for perfectly twinned datasets.

## 5 Model quality ⓘ

### 5.1 Standard geometry ⓘ

Bond lengths and bond angles in the following residue types are not validated in this section: 5MU, OMC, ZN, H2U, SF4, MG, CM0, 6MZ, 4SU, 7MG, SPE, PSU

The Z score for a bond length (or angle) is the number of standard deviations the observed value is removed from the expected value. A bond length (or angle) with  $|Z| > 5$  is considered an outlier worth inspection. RMSZ is the root-mean-square of all Z scores of the bond lengths (or angles).

Mol	Chain	Bond lengths		Bond angles	
		RMSZ	$\# Z  > 5$	RMSZ	$\# Z  > 5$
1	13	0.67	6/35994 (0.0%)	1.30	243/56171 (0.4%)
1	1G	0.61	1/36236 (0.0%)	1.22	170/56555 (0.3%)
2	12	0.39	0/1727	0.70	1/2326 (0.0%)
2	1E	0.40	0/1936	0.66	1/2611 (0.0%)
3	22	0.62	1/1560 (0.1%)	0.65	1/2104 (0.0%)
3	2E	0.49	1/1629 (0.1%)	0.67	0/2195
4	32	0.45	0/1732	0.65	0/2318
4	3E	0.48	0/1728	0.73	4/2313 (0.2%)
5	42	0.46	0/1155	0.67	1/1555 (0.1%)
5	4E	0.46	0/1158	0.70	1/1559 (0.1%)
6	52	0.47	0/855	0.63	0/1154
6	5E	0.48	0/850	0.64	0/1147
7	62	0.42	0/1132	0.66	1/1514 (0.1%)
7	6E	0.45	0/1259	0.57	0/1686
8	72	0.41	0/1127	0.63	0/1517
8	7E	0.43	0/1135	0.71	1/1527 (0.1%)
9	82	0.41	0/971	0.74	1/1304 (0.1%)
9	8E	0.50	1/1019 (0.1%)	0.76	1/1367 (0.1%)
10	1A	0.74	2/658 (0.3%)	0.68	0/885
10	1I	0.41	0/767	0.72	2/1034 (0.2%)
11	2A	0.46	0/850	0.66	0/1150
11	2I	0.46	0/838	0.67	0/1133
12	3A	0.56	0/972	0.73	1/1301 (0.1%)
12	3I	0.61	0/972	0.79	0/1301
13	4A	0.42	0/903	0.69	1/1211 (0.1%)
13	4I	0.48	0/952	0.73	1/1277 (0.1%)
14	5A	0.46	0/495	0.89	2/657 (0.3%)
14	5I	0.63	2/500 (0.4%)	0.90	3/664 (0.5%)
15	6A	0.47	0/740	0.63	0/987
15	6I	0.47	0/740	0.70	0/987
16	7A	0.45	0/721	0.74	1/970 (0.1%)
16	7I	0.47	0/716	0.76	1/963 (0.1%)

Mol	Chain	Bond lengths		Bond angles	
		RMSZ	# Z  >5	RMSZ	# Z  >5
17	8A	0.46	0/836	0.61	0/1117
17	8I	0.55	1/847 (0.1%)	0.77	1/1131 (0.1%)
18	9A	0.51	0/549	0.75	1/732 (0.1%)
18	9I	0.46	0/554	0.69	0/739
19	AA	0.43	0/490	0.75	2/662 (0.3%)
19	AI	0.42	0/676	0.79	1/910 (0.1%)
20	BA	0.40	0/764	0.71	0/1007
20	BI	0.56	1/748 (0.1%)	0.81	2/986 (0.2%)
21	1B	0.44	0/192	0.65	0/252
21	1F	0.44	0/203	0.67	0/266
22	1K	0.64	0/1595	1.19	11/2475 (0.4%)
23	2K	0.77	0/1721	1.38	7/2682 (0.3%)
23	2L	0.67	0/1698	1.28	12/2644 (0.5%)
24	3K	0.54	0/1663	1.20	16/2585 (0.6%)
24	3L	0.56	0/1689	1.16	11/2628 (0.4%)
25	4K	0.72	0/520	1.23	3/808 (0.4%)
25	4L	0.64	0/470	1.23	4/732 (0.5%)
26	14	0.81	39/67798 (0.1%)	1.49	1064/105832 (1.0%)
26	1H	0.95	95/68537 (0.1%)	1.67	1647/106989 (1.5%)
27	16	0.79	0/2928	1.48	37/4568 (0.8%)
27	1J	0.73	0/2928	1.34	23/4568 (0.5%)
28	71	0.32	0/1055	0.62	0/1425
28	79	0.31	0/459	0.58	0/608
29	11	0.68	1/2170 (0.0%)	0.94	6/2926 (0.2%)
29	19	0.61	0/2175	0.86	2/2933 (0.1%)
30	21	0.58	0/1537	0.92	3/2081 (0.1%)
30	29	0.53	0/1596	0.85	1/2153 (0.0%)
31	31	0.58	0/1620	0.78	2/2194 (0.1%)
31	39	0.54	1/1637 (0.1%)	0.84	2/2218 (0.1%)
32	41	0.51	1/1481 (0.1%)	0.71	1/1994 (0.1%)
32	49	0.42	0/1492	0.72	3/2008 (0.1%)
33	51	0.54	0/1354	0.95	5/1833 (0.3%)
33	59	0.36	0/1308	0.67	2/1771 (0.1%)
34	61	0.46	0/1151	0.80	4/1558 (0.3%)
34	69	0.45	0/1146	0.75	2/1551 (0.1%)
35	15	0.47	1/1131 (0.1%)	0.72	0/1525
35	58	0.52	0/1123	0.74	1/1514 (0.1%)
36	25	0.51	0/942	0.70	0/1269
36	68	0.54	0/942	0.74	0/1269
37	35	0.55	0/1139	0.90	3/1514 (0.2%)
37	78	0.64	0/1139	1.03	6/1514 (0.4%)
38	45	0.65	2/1125 (0.2%)	0.83	1/1505 (0.1%)
38	88	0.71	0/1138	0.92	2/1523 (0.1%)

Mol	Chain	Bond lengths		Bond angles	
		RMSZ	# Z  >5	RMSZ	# Z  >5
39	55	0.50	0/981	0.78	1/1312 (0.1%)
39	98	0.51	0/981	0.78	0/1312
40	65	0.52	0/886	0.83	0/1180
40	A8	0.56	0/891	0.78	0/1187
41	75	0.53	0/1123	0.83	4/1500 (0.3%)
41	B8	0.52	0/1138	0.82	1/1521 (0.1%)
42	85	0.52	0/977	0.73	0/1301
42	C8	0.57	0/968	0.85	4/1289 (0.3%)
43	95	0.49	0/781	0.81	1/1048 (0.1%)
43	D8	0.54	0/785	0.86	2/1052 (0.2%)
44	A5	0.54	0/897	0.76	1/1204 (0.1%)
44	E8	0.58	0/886	0.81	1/1189 (0.1%)
45	B5	0.53	0/749	0.72	1/1007 (0.1%)
45	F8	0.59	0/757	0.77	1/1017 (0.1%)
46	C5	0.54	0/807	0.89	0/1076
46	G8	0.64	0/790	0.93	3/1055 (0.3%)
47	D5	0.50	2/1103 (0.2%)	0.80	2/1494 (0.1%)
47	H8	0.48	0/1395	0.77	2/1890 (0.1%)
48	E5	0.62	0/611	0.83	0/814
48	I8	0.60	0/619	0.84	1/825 (0.1%)
49	F5	0.57	0/744	0.94	4/989 (0.4%)
49	J8	0.61	0/744	0.89	1/989 (0.1%)
50	G5	0.51	0/578	0.81	1/766 (0.1%)
50	K8	0.65	0/577	0.88	1/763 (0.1%)
51	H5	0.49	0/464	0.66	0/623
51	L8	0.49	0/464	0.73	0/623
52	I5	0.41	0/527	0.84	0/709
52	M8	0.54	0/486	0.87	2/652 (0.3%)
53	J5	0.51	0/448	0.83	1/606 (0.2%)
53	N8	0.58	0/451	0.75	0/610
54	L5	0.61	0/409	0.75	0/540
54	P8	0.78	0/409	0.96	3/540 (0.6%)
55	M5	0.61	1/524 (0.2%)	0.91	1/691 (0.1%)
55	Q8	0.67	0/524	0.96	2/691 (0.3%)
56	1L	0.53	0/1592	1.05	1/2472 (0.0%)
All	All	0.73	159/317359 (0.1%)	1.32	3368/475179 (0.7%)

Chiral center outliers are detected by calculating the chiral volume of a chiral center and verifying if the center is modelled as a planar moiety or with the opposite hand. A planarity outlier is detected by checking planarity of atoms in a peptide group, atoms in a mainchain group or atoms of a sidechain that are expected to be planar.

Mol	Chain	#Chirality outliers	#Planarity outliers
2	12	0	5
2	1E	0	3
3	22	0	1
3	2E	0	1
4	32	0	2
4	3E	0	2
7	6E	0	1
8	72	0	2
8	7E	0	1
9	82	0	1
9	8E	0	2
10	1I	0	2
11	2A	0	2
12	3I	0	6
13	4A	0	4
13	4I	0	2
14	5A	0	5
14	5I	0	1
16	7I	0	1
17	8I	0	1
18	9I	0	1
19	AA	0	1
19	AI	0	1
20	BA	0	2
28	71	0	1
29	11	0	3
29	19	0	4
30	21	0	5
30	29	0	3
31	31	0	1
31	39	0	9
32	41	0	3
32	49	0	3
33	51	0	7
33	59	0	2
34	61	0	3
34	69	0	5
35	58	0	1
36	68	0	1
37	35	0	5
37	78	0	4
38	45	0	3
38	88	0	4

*Continued on next page...*

*Continued from previous page...*

Mol	Chain	#Chirality outliers	#Planarity outliers
39	55	0	1
39	98	0	2
40	65	0	1
40	A8	0	3
41	75	0	3
41	B8	0	4
42	85	0	4
42	C8	0	3
43	95	0	3
43	D8	0	3
44	A5	0	1
45	B5	0	1
45	F8	0	1
46	C5	0	2
46	G8	0	4
47	D5	0	3
47	H8	0	3
49	F5	0	2
49	J8	0	4
50	G5	0	2
50	K8	0	2
52	I5	0	3
52	M8	0	4
54	P8	0	1
55	M5	0	1
55	Q8	0	2
All	All	0	180

All (159) bond length outliers are listed below:

Mol	Chain	Res	Type	Atoms	Z	Observed(Å)	Ideal(Å)
3	22	173	VAL	C-N	19.50	1.71	1.34
10	1A	38	ILE	C-N	14.98	1.62	1.34
26	1H	1698	A	N9-C4	-11.67	1.30	1.37
26	1H	783	A	N3-C4	-10.65	1.28	1.34
20	BI	97	ALA	C-N	10.36	1.53	1.34
26	1H	783	A	N9-C4	-9.99	1.31	1.37
3	2E	173	VAL	C-N	9.93	1.53	1.34
26	1H	676	A	N9-C4	-9.82	1.31	1.37
26	1H	1698	A	N3-C4	-9.70	1.29	1.34
26	1H	1899	G	N9-C4	-9.36	1.30	1.38
26	1H	774	A	N9-C4	-9.35	1.32	1.37

*Continued on next page...*



*Continued from previous page...*

Mol	Chain	Res	Type	Atoms	Z	Observed(Å)	Ideal(Å)
26	1H	676	A	N9-C8	8.59	1.44	1.37
26	1H	1950	G	C5-C4	8.51	1.44	1.38
26	1H	621	A	N9-C4	-8.36	1.32	1.37
26	14	774	A	N9-C4	-8.35	1.32	1.37
26	1H	1021	A	N9-C4	-8.29	1.32	1.37
38	45	69	PHE	C-N	8.24	1.50	1.34
26	14	2287	A	N9-C4	-8.18	1.32	1.37
26	14	783	A	N9-C4	-8.16	1.32	1.37
26	1H	71	A	N9-C4	-8.15	1.32	1.37
26	1H	783	A	C5-C6	-8.01	1.33	1.41
26	1H	2287	A	N9-C4	-7.97	1.33	1.37
26	1H	1899	G	N9-C8	7.91	1.43	1.37
26	1H	945	A	N1-C2	7.90	1.41	1.34
26	14	783	A	N3-C4	-7.88	1.30	1.34
26	1H	192	C	C2-N3	7.87	1.42	1.35
26	1H	1786	A	N3-C4	-7.85	1.30	1.34
26	14	528	A	N9-C4	-7.84	1.33	1.37
26	1H	71	A	C5-C4	7.53	1.44	1.38
26	1H	752	A	N9-C4	-7.47	1.33	1.37
26	1H	945	A	C2-N3	7.44	1.40	1.33
26	1H	676	A	C5-C4	7.42	1.44	1.38
26	14	2430	A	N9-C4	-7.38	1.33	1.37
26	1H	1678	G	N9-C8	7.37	1.43	1.37
26	1H	74	A	N9-C4	-7.33	1.33	1.37
26	1H	2430	A	N9-C4	-7.31	1.33	1.37
1	13	792	A	N9-C4	-7.26	1.33	1.37
26	1H	140	A	N9-C4	-7.13	1.33	1.37
26	14	74	A	N9-C4	-7.10	1.33	1.37
26	1H	2346	A	N3-C4	-7.05	1.30	1.34
26	1H	2062	A	N3-C4	7.02	1.39	1.34
26	1H	945	A	N7-C5	-7.02	1.35	1.39
26	1H	1899	G	N3-C4	-6.93	1.30	1.35
26	1H	1899	G	C2-N3	-6.92	1.27	1.32
26	14	800	A	N7-C5	6.90	1.43	1.39
26	14	71	A	N9-C4	-6.87	1.33	1.37
26	1H	138	G	N9-C8	6.87	1.42	1.37
26	1H	698	C	N1-C6	-6.82	1.33	1.37
26	1H	1950	G	N9-C8	6.80	1.42	1.37
9	8E	92	TYR	CD1-CE1	-6.75	1.29	1.39
26	14	2685	G	C6-O6	6.71	1.30	1.24
26	1H	776	G	N7-C5	-6.70	1.35	1.39
26	14	774	A	N9-C8	6.70	1.43	1.37

*Continued on next page...*

*Continued from previous page...*

Mol	Chain	Res	Type	Atoms	Z	Observed(Å)	Ideal(Å)
26	1H	2062	A	N7-C5	6.69	1.43	1.39
26	14	2346	A	N3-C4	-6.68	1.30	1.34
26	14	1786	A	N9-C4	-6.57	1.33	1.37
26	1H	1786	A	N9-C4	-6.55	1.33	1.37
26	14	676	A	N3-C4	-6.55	1.30	1.34
31	39	65	TRP	CB-CG	-6.52	1.38	1.50
47	D5	94	GLU	C-N	6.52	1.46	1.34
26	14	676	A	N9-C4	-6.47	1.33	1.37
26	1H	1966	A	N9-C4	-6.45	1.33	1.37
26	1H	71	A	C6-N6	-6.40	1.28	1.33
26	14	1332	G	C5-C4	6.39	1.42	1.38
26	14	1698	A	C5-C6	-6.38	1.35	1.41
26	1H	1142(A)	A	N9-C4	-6.38	1.34	1.37
26	1H	945	A	C5-C6	-6.31	1.35	1.41
26	1H	945	A	N9-C4	-6.31	1.34	1.37
47	D5	93	ASP	C-N	6.29	1.48	1.34
26	1H	265	A	N9-C4	-6.26	1.34	1.37
26	1H	2392	A	N9-C8	6.24	1.42	1.37
26	1H	789	A	N9-C4	-6.13	1.34	1.37
26	1H	71	A	N9-C8	6.12	1.42	1.37
14	5I	27	CYS	CB-SG	-6.10	1.71	1.82
26	1H	2490	G	C2-N3	6.09	1.37	1.32
1	13	792	A	C5-C6	-6.08	1.35	1.41
26	1H	1307	A	N3-C4	6.08	1.38	1.34
26	1H	945	A	C5-C4	6.07	1.43	1.38
26	1H	2062	A	N9-C4	6.07	1.41	1.37
26	14	1786	A	N3-C4	-6.06	1.31	1.34
26	1H	192	C	N3-C4	6.05	1.38	1.33
26	14	783	A	N7-C5	-6.02	1.35	1.39
26	1H	2072	G	C8-N7	-6.01	1.27	1.30
26	1H	2713	A	C5-C4	5.97	1.43	1.38
26	1H	774	A	N9-C8	5.93	1.42	1.37
26	1H	1614	A	N9-C4	-5.92	1.34	1.37
26	1H	676	A	N3-C4	-5.86	1.31	1.34
1	13	1502	A	C5-C6	-5.84	1.35	1.41
26	1H	1786	A	C5-C4	5.83	1.42	1.38
26	1H	1678	G	C5-C4	5.82	1.42	1.38
26	1H	1899	G	C8-N7	5.79	1.34	1.30
26	1H	1915	U	N1-C2	5.79	1.43	1.38
26	1H	2287	A	C5-C6	-5.78	1.35	1.41
26	14	774	A	C8-N7	5.77	1.35	1.31
1	13	50	A	N9-C4	5.71	1.41	1.37

*Continued on next page...*

*Continued from previous page...*

Mol	Chain	Res	Type	Atoms	Z	Observed(Å)	Ideal(Å)
26	14	1899	G	C5-C4	5.68	1.42	1.38
26	14	567	A	N9-C4	-5.67	1.34	1.37
17	8I	56	VAL	CB-CG2	-5.67	1.41	1.52
26	14	783	A	C5-C6	-5.66	1.35	1.41
26	1H	1798	U	C4-O4	-5.65	1.19	1.23
26	1H	71	A	C5-C6	-5.62	1.35	1.41
26	1H	1349	A	N9-C8	5.61	1.42	1.37
26	1H	140	A	C5-C6	-5.57	1.36	1.41
26	1H	1786	A	N7-C5	-5.57	1.35	1.39
26	14	730	C	P-OP2	5.55	1.58	1.49
26	14	2346	A	N9-C4	-5.54	1.34	1.37
26	1H	1786	A	N1-C2	5.54	1.39	1.34
26	14	676	A	N9-C8	5.54	1.42	1.37
26	14	828	U	N3-C4	-5.53	1.33	1.38
26	1H	141	A	N9-C4	-5.50	1.34	1.37
26	1H	1888	G	N9-C4	5.50	1.42	1.38
1	1G	1358	U	N1-C2	5.50	1.43	1.38
26	14	2873	A	N3-C4	-5.46	1.31	1.34
26	1H	1649	G	N9-C4	5.46	1.42	1.38
26	1H	2346	A	N9-C4	-5.46	1.34	1.37
14	5I	52	GLN	C-N	5.43	1.46	1.34
26	1H	1678	G	N9-C4	-5.42	1.33	1.38
10	1A	76	ASN	C-N	-5.42	1.24	1.34
26	14	1308	A	N7-C5	-5.41	1.36	1.39
26	1H	1510	A	N9-C4	5.41	1.41	1.37
26	1H	2392	A	C5-C4	5.40	1.42	1.38
26	1H	677	A	N7-C5	-5.38	1.36	1.39
26	14	800	A	N9-C4	-5.38	1.34	1.37
26	14	71	A	C5-C4	5.37	1.42	1.38
26	14	945	A	N7-C5	-5.36	1.36	1.39
26	1H	2251	G	N9-C8	-5.35	1.34	1.37
26	1H	2432	A	N9-C4	-5.34	1.34	1.37
26	14	945	A	N9-C4	-5.31	1.34	1.37
26	1H	1950	G	C2-N3	5.26	1.36	1.32
29	11	122	ASP	CB-CG	5.26	1.62	1.51
38	45	76	LYS	C-N	5.25	1.46	1.34
32	41	15	VAL	CB-CG1	-5.25	1.41	1.52
26	1H	2392	A	C5-C6	-5.21	1.36	1.41
26	1H	1950	G	C8-N7	5.20	1.34	1.30
26	1H	1363	C	N3-C4	-5.17	1.30	1.33
26	14	788	A	N3-C4	5.17	1.38	1.34
26	1H	1559	G	N9-C4	-5.16	1.33	1.38

*Continued on next page...*

*Continued from previous page...*

Mol	Chain	Res	Type	Atoms	Z	Observed(Å)	Ideal(Å)
26	1H	2476	A	N9-C4	5.14	1.41	1.37
26	1H	1616	A	C5-C6	-5.14	1.36	1.41
26	14	330	A	N9-C4	-5.13	1.34	1.37
26	14	1786	A	C5-C6	-5.13	1.36	1.41
26	1H	1776	G	C8-N7	-5.11	1.27	1.30
26	1H	960	A	N9-C4	-5.10	1.34	1.37
35	15	106	MET	C-N	5.10	1.45	1.34
1	13	690	G	N9-C8	5.08	1.41	1.37
26	14	2432	A	N9-C4	-5.08	1.34	1.37
26	1H	1349	A	C5-C4	5.08	1.42	1.38
26	1H	827	U	N1-C2	-5.07	1.33	1.38
55	M5	34	TRP	CB-CG	5.06	1.59	1.50
26	14	1950	G	C5-C4	5.06	1.41	1.38
26	1H	783	A	N7-C5	-5.06	1.36	1.39
26	1H	245	G	N7-C5	-5.05	1.36	1.39
26	1H	2453	A	C5-C4	-5.05	1.35	1.38
26	1H	2062	A	C5-C6	5.05	1.45	1.41
1	13	1227	A	N9-C4	-5.05	1.34	1.37
26	1H	466	A	N9-C4	5.04	1.40	1.37
26	1H	960	A	N3-C4	-5.03	1.31	1.34
26	14	1698	A	N7-C5	-5.02	1.36	1.39
26	1H	57	C	C2-O2	5.01	1.28	1.24

All (3368) bond angle outliers are listed below:

Mol	Chain	Res	Type	Atoms	Z	Observed(°)	Ideal(°)
26	1H	1899	G	N3-C4-N9	-25.58	110.65	126.00
26	1H	945	A	N1-C6-N6	24.24	133.14	118.60
26	1H	945	A	C6-C5-N7	-23.79	115.65	132.30
26	1H	945	A	C5-N7-C8	-20.19	93.80	103.90
26	1H	1899	G	N3-C4-C5	19.48	138.34	128.60
26	1H	945	A	C4-C5-N7	19.16	120.28	110.70
26	1H	783	A	C2-N3-C4	-18.57	101.32	110.60
26	1H	2287	A	C2-N3-C4	-18.12	101.54	110.60
26	1H	1786	A	C2-N3-C4	-17.26	101.97	110.60
26	1H	621	A	C2-N3-C4	-17.18	102.01	110.60
26	1H	1698	A	C2-N3-C4	-16.32	102.44	110.60
26	1H	71	A	C2-N3-C4	-16.29	102.45	110.60
26	1H	1786	A	N1-C2-N3	15.97	137.29	129.30
26	1H	1678	G	C2-N3-C4	-15.49	104.16	111.90
26	1H	74	A	C2-N3-C4	-15.39	102.91	110.60
26	1H	576	U	N3-C2-O2	-15.38	111.43	122.20

*Continued on next page...*

*Continued from previous page...*

Mol	Chain	Res	Type	Atoms	Z	Observed(°)	Ideal(°)
26	1H	2490	G	C4-C5-N7	15.31	116.93	110.80
26	1H	945	A	N7-C8-N9	15.27	121.43	113.80
26	1H	676	A	C5-N7-C8	-15.17	96.32	103.90
26	14	2873	A	C2-N3-C4	-14.97	103.11	110.60
26	1H	945	A	N9-C4-C5	-14.73	99.91	105.80
26	1H	1899	G	N3-C2-N2	-14.73	109.59	119.90
26	1H	1332	G	C5-N7-C8	-14.63	96.98	104.30
26	14	1786	A	C5-N7-C8	-14.54	96.63	103.90
26	14	2430	A	C2-N3-C4	-14.54	103.33	110.60
26	1H	676	A	C2-N3-C4	-14.52	103.34	110.60
26	1H	945	A	C5-C6-N6	-14.48	112.12	123.70
1	13	792	A	N1-C6-N6	14.45	127.27	118.60
26	14	1786	A	N7-C8-N9	14.33	120.96	113.80
26	1H	1678	G	C5-N7-C8	-14.22	97.19	104.30
26	1H	945	A	C4-C5-C6	14.15	124.08	117.00
26	1H	140	A	C5-N7-C8	-13.84	96.98	103.90
26	1H	1899	G	N9-C4-C5	13.84	110.93	105.40
26	1H	1786	A	N7-C8-N9	13.82	120.71	113.80
26	14	1698	A	N1-C6-N6	13.75	126.85	118.60
26	14	945	A	N1-C6-N6	13.74	126.84	118.60
26	14	1698	A	C2-N3-C4	-13.73	103.73	110.60
26	14	1332	G	C6-C5-N7	-13.71	122.17	130.40
26	1H	945	A	C2-N3-C4	-13.66	103.77	110.60
26	14	2287	A	C2-N3-C4	-13.61	103.80	110.60
26	1H	216	A	O5'-P-OP1	-13.58	93.48	105.70
26	1H	1899	G	C2-N3-C4	-13.44	105.18	111.90
26	1H	1332	G	C4-C5-N7	13.40	116.16	110.80
26	1H	2490	G	C5-N7-C8	-13.40	97.60	104.30
26	1H	1332	G	C6-C5-N7	-13.28	122.43	130.40
26	14	774	A	N3-C4-N9	-13.12	116.90	127.40
26	14	2873	A	N1-C2-N3	13.11	135.85	129.30
26	1H	1332	G	C2-N3-C4	-12.99	105.40	111.90
26	1H	31	C	O5'-P-OP1	-12.99	94.01	105.70
26	1H	774	A	N3-C4-N9	-12.90	117.08	127.40
26	14	774	A	N3-C4-C5	12.85	135.79	126.80
26	1H	676	A	N7-C8-N9	12.79	120.19	113.80
26	1H	2346	A	N1-C2-N3	12.77	135.68	129.30
26	1H	577	G	N1-C6-O6	12.75	127.55	119.90
26	14	1899	G	N1-C2-N2	-12.74	104.73	116.20
26	14	783	A	C2-N3-C4	-12.66	104.27	110.60
26	14	945	A	C2-N3-C4	-12.61	104.30	110.60
26	1H	2430	A	C2-N3-C4	-12.56	104.32	110.60

*Continued on next page...*

*Continued from previous page...*

Mol	Chain	Res	Type	Atoms	Z	Observed(°)	Ideal(°)
26	1H	1786	A	C5-N7-C8	-12.52	97.64	103.90
26	14	945	A	C6-C5-N7	-12.51	123.54	132.30
26	14	74	A	C2-N3-C4	-12.51	104.35	110.60
26	1H	774	A	N3-C4-C5	12.47	135.53	126.80
26	14	2518	A	N1-C6-N6	12.38	126.03	118.60
26	1H	140	A	N1-C6-N6	12.35	126.01	118.60
26	14	1698	A	C6-C5-N7	-12.32	123.68	132.30
26	14	330	A	C2-N3-C4	-12.23	104.49	110.60
26	1H	1332	G	N7-C8-N9	12.22	119.21	113.10
26	1H	1616	A	C5-N7-C8	-12.19	97.81	103.90
26	1H	192	C	C2-N3-C4	-12.11	113.84	119.90
26	14	1332	G	N7-C8-N9	12.08	119.14	113.10
1	13	792	A	C5-N7-C8	-12.02	97.89	103.90
26	1H	1021	A	C2-N3-C4	-11.98	104.61	110.60
26	1H	576	U	C5-C4-O4	11.97	133.08	125.90
26	1H	860	U	C4-C5-C6	11.89	126.83	119.70
26	1H	138	G	C4-C5-N7	11.80	115.52	110.80
26	1H	2346	A	C2-N3-C4	-11.79	104.71	110.60
26	14	783	A	N1-C6-N6	11.77	125.66	118.60
26	1H	2311	A	N1-C2-N3	11.76	135.18	129.30
26	14	1678	G	N7-C8-N9	11.73	118.97	113.10
26	14	2873	A	N7-C8-N9	11.71	119.65	113.80
26	1H	1786	A	C6-C5-N7	-11.69	124.12	132.30
26	1H	2346	A	O4'-C1'-N9	11.67	117.54	108.20
1	13	792	A	C4-C5-N7	11.63	116.51	110.70
26	1H	71	A	C5-N7-C8	-11.54	98.13	103.90
26	14	2873	A	C5-N7-C8	-11.53	98.14	103.90
26	1H	1678	G	N7-C8-N9	11.52	118.86	113.10
26	14	1332	G	C5-N7-C8	-11.50	98.55	104.30
26	14	1602	U	O5'-P-OP2	11.49	124.49	110.70
26	1H	621	A	N1-C2-N3	11.48	135.04	129.30
26	14	2346	A	C2-N3-C4	-11.48	104.86	110.60
26	1H	1678	G	N3-C4-C5	11.46	134.33	128.60
26	1H	783	A	N3-C4-C5	11.44	134.81	126.80
26	1H	141	A	C5-N7-C8	-11.43	98.19	103.90
26	14	828	U	C5-C4-O4	11.42	132.75	125.90
26	14	2492	U	O5'-P-OP1	-11.41	95.43	105.70
26	1H	783	A	N1-C6-N6	11.40	125.44	118.60
26	1H	1639	U	O5'-P-OP2	-11.37	95.47	105.70
26	14	783	A	C5-N7-C8	-11.36	98.22	103.90
26	14	1899	G	N3-C2-N2	11.35	127.84	119.90
26	1H	2287	A	C5-C6-N1	-11.31	112.05	117.70

*Continued on next page...*

*Continued from previous page...*

Mol	Chain	Res	Type	Atoms	Z	Observed(°)	Ideal(°)
26	1H	2713	A	C5-N7-C8	-11.30	98.25	103.90
26	14	1332	G	C2-N3-C4	-11.29	106.26	111.90
26	1H	1900	A	O5'-P-OP1	11.28	124.23	110.70
1	1G	1322	C	N1-C2-O2	11.28	125.67	118.90
26	1H	1496	A	N7-C8-N9	11.23	119.42	113.80
26	1H	783	A	C5-N7-C8	-11.18	98.31	103.90
1	1G	1054	C	O5'-P-OP1	-11.17	95.65	105.70
26	1H	140	A	C4-C5-N7	11.16	116.28	110.70
26	14	1899	G	C2-N3-C4	-11.10	106.35	111.90
26	14	1678	G	C5-N7-C8	-11.06	98.77	104.30
26	1H	621	A	C5-N7-C8	-11.06	98.37	103.90
26	14	1566	A	N1-C6-N6	11.03	125.22	118.60
26	1H	1971	A	O5'-P-OP1	-10.99	95.81	105.70
26	1H	1950	G	N7-C8-N9	10.98	118.59	113.10
26	1H	676	A	C8-N9-C4	-10.98	101.41	105.80
26	14	945	A	N1-C2-N3	10.95	134.78	129.30
26	1H	2392	A	C5-N7-C8	-10.94	98.43	103.90
26	1H	1678	G	C4-C5-N7	10.93	115.17	110.80
26	1H	774	A	C2-N3-C4	-10.92	105.14	110.60
26	14	528	A	C2-N3-C4	-10.92	105.14	110.60
1	13	792	A	C6-C5-N7	-10.88	124.69	132.30
26	1H	576	U	N1-C2-N3	10.88	121.43	114.90
26	1H	827	U	O5'-P-OP2	-10.84	95.94	105.70
26	1H	1698	A	N3-C4-C5	10.79	134.36	126.80
26	1H	2490	G	C6-C5-N7	-10.79	123.93	130.40
26	1H	1382	G	C5-C6-O6	-10.78	122.14	128.60
26	1H	2584	U	N3-C2-O2	-10.74	114.69	122.20
26	14	774	A	C2-N3-C4	-10.73	105.23	110.60
26	14	1342	A	N1-C2-N3	10.73	134.67	129.30
26	1H	676	A	N3-C4-N9	-10.69	118.85	127.40
26	14	1566	A	C5-C6-N6	-10.68	115.16	123.70
26	1H	2311	A	C2-N3-C4	-10.64	105.28	110.60
26	14	2873	A	C6-C5-N7	-10.64	124.85	132.30
26	14	1786	A	C2-N3-C4	-10.61	105.29	110.60
26	1H	1376	C	O5'-P-OP1	-10.61	96.15	105.70
26	1H	140	A	N7-C8-N9	10.61	119.10	113.80
26	1H	913	U	O5'-P-OP2	-10.58	96.18	105.70
26	1H	2430	A	O5'-P-OP2	-10.57	96.18	105.70
26	1H	1698	A	C5-N7-C8	-10.53	98.64	103.90
26	1H	1931	U	C5-C4-O4	10.51	132.21	125.90
26	14	1816	G	O5'-P-OP1	-10.50	96.25	105.70
26	1H	783	A	C5-C6-N1	-10.48	112.46	117.70

*Continued on next page...*

*Continued from previous page...*

Mol	Chain	Res	Type	Atoms	Z	Observed(°)	Ideal(°)
26	14	1639	U	O5'-P-OP2	-10.47	96.28	105.70
26	14	140	A	C5-N7-C8	-10.43	98.68	103.90
26	1H	265	A	C2-N3-C4	-10.42	105.39	110.60
26	14	2688	U	C5-C4-O4	10.41	132.15	125.90
26	1H	1602	U	O5'-P-OP2	10.41	123.19	110.70
26	14	71	A	C5-N7-C8	-10.40	98.70	103.90
26	14	2282	G	O5'-P-OP1	-10.40	96.34	105.70
26	14	2023	G	O5'-P-OP2	-10.39	96.34	105.70
26	14	2477	C	N1-C2-O2	10.39	125.13	118.90
26	1H	1931	U	N3-C2-O2	-10.37	114.94	122.20
26	1H	1899	G	C8-N9-C1'	10.36	140.47	127.00
26	14	1678	G	C8-N9-C4	-10.34	102.26	106.40
26	14	2346	A	N1-C2-N3	10.34	134.47	129.30
26	14	1332	G	C4-C5-N7	10.32	114.93	110.80
26	1H	1332	G	N1-C6-O6	10.30	126.08	119.90
26	14	530	G	C6-C5-N7	-10.26	124.24	130.40
26	1H	676	A	N3-C4-C5	10.26	133.98	126.80
26	1H	1701	A	O5'-P-OP2	-10.23	96.50	105.70
26	1H	252	G	O5'-P-OP2	-10.21	96.51	105.70
26	1H	917	A	C2-N3-C4	-10.19	105.50	110.60
26	1H	2287	A	N3-C4-C5	10.19	133.94	126.80
26	14	2491	U	O5'-P-OP2	-10.17	96.55	105.70
26	1H	1899	G	C8-N9-C4	-10.14	102.34	106.40
24	3K	76	A	C5-N7-C8	-10.10	98.85	103.90
26	1H	120	U	C5-C6-N1	-10.09	117.66	122.70
26	1H	987	G	O5'-P-OP2	10.08	122.79	110.70
26	14	71	A	C2-N3-C4	-10.07	105.56	110.60
26	1H	2287	A	N1-C6-N6	10.05	124.63	118.60
26	14	1899	G	C6-C5-N7	-10.03	124.38	130.40
26	1H	1950	G	C8-N9-C4	-10.01	102.40	106.40
26	14	1786	A	C8-N9-C4	-10.01	101.80	105.80
26	1H	2713	A	N7-C8-N9	10.00	118.80	113.80
26	1H	74	A	N1-C2-N3	10.00	134.30	129.30
26	1H	978	G	O5'-P-OP2	-9.99	96.71	105.70
26	1H	2406	U	O5'-P-OP1	-9.98	96.72	105.70
26	1H	1616	A	C4-C5-N7	9.97	115.69	110.70
26	14	2281	C	O5'-P-OP1	-9.97	96.73	105.70
26	1H	1698	A	N3-C4-N9	-9.96	119.43	127.40
26	1H	1382	G	N1-C6-O6	9.95	125.87	119.90
26	1H	1496	A	C5-N7-C8	-9.95	98.93	103.90
26	1H	945	A	N1-C2-N3	9.94	134.27	129.30
26	1H	324	A	O5'-P-OP1	-9.93	96.76	105.70

*Continued on next page...*



*Continued from previous page...*

Mol	Chain	Res	Type	Atoms	Z	Observed(°)	Ideal(°)
26	1H	783	A	N3-C4-N9	-9.90	119.48	127.40
26	1H	2352	A	O5'-P-OP1	-9.89	96.80	105.70
26	14	1616	A	C5-N7-C8	-9.89	98.95	103.90
1	13	255	G	O5'-P-OP2	-9.89	96.80	105.70
27	16	81	G	C4-C5-N7	9.84	114.74	110.80
26	1H	1950	G	C5-N7-C8	-9.82	99.39	104.30
1	1G	1502	A	C5-N7-C8	-9.82	98.99	103.90
1	13	792	A	O4'-C1'-N9	9.81	116.05	108.20
27	16	81	G	C5-N7-C8	-9.80	99.40	104.30
26	1H	192	C	N1-C2-O2	-9.76	113.04	118.90
26	1H	2330	G	C5-C6-O6	-9.76	122.75	128.60
26	1H	2430	A	O5'-P-OP1	9.75	122.40	110.70
26	14	140	A	N7-C8-N9	9.74	118.67	113.80
26	1H	2394	C	O5'-P-OP2	-9.73	96.94	105.70
26	1H	966	G	N1-C6-O6	-9.71	114.07	119.90
26	1H	71	A	N1-C6-N6	9.71	124.42	118.60
26	1H	2330	G	N1-C6-O6	9.70	125.72	119.90
26	1H	120	U	C4-C5-C6	9.70	125.52	119.70
26	1H	1786	A	C8-N9-C4	-9.70	101.92	105.80
26	14	1332	G	N1-C6-O6	9.69	125.71	119.90
26	14	1566	A	N9-C4-C5	-9.68	101.93	105.80
26	14	1602	U	O5'-P-OP1	-9.68	96.99	105.70
26	1H	117	G	O5'-P-OP2	-9.67	96.99	105.70
26	1H	2591	C	N1-C2-O2	-9.66	113.10	118.90
26	1H	941	A	O5'-P-OP1	-9.65	97.01	105.70
1	13	899	C	N1-C2-O2	-9.64	113.12	118.90
26	14	2559	C	O5'-P-OP1	-9.63	97.04	105.70
26	14	945	A	C5-N7-C8	-9.63	99.09	103.90
26	14	530	G	C4-C5-N7	9.62	114.65	110.80
26	1H	138	G	C5-C6-O6	-9.61	122.84	128.60
26	1H	828	U	N3-C2-O2	-9.59	115.49	122.20
26	1H	1678	G	N3-C4-N9	-9.57	120.26	126.00
26	1H	621	A	N1-C6-N6	9.56	124.34	118.60
26	1H	2346	A	N7-C8-N9	9.56	118.58	113.80
26	14	2346	A	O4'-C1'-N9	9.56	115.85	108.20
26	1H	51	G	O5'-P-OP1	-9.55	97.10	105.70
26	1H	49	A	O5'-P-OP2	-9.55	97.11	105.70
26	1H	2582	G	O5'-P-OP2	-9.54	97.11	105.70
26	1H	2490	G	N7-C8-N9	9.54	117.87	113.10
26	1H	2503	A	N1-C2-N3	-9.53	124.53	129.30
26	1H	71	A	N1-C2-N3	9.53	134.06	129.30
26	1H	1142(A)	A	C2-N3-C4	-9.51	105.84	110.60

*Continued on next page...*

*Continued from previous page...*

Mol	Chain	Res	Type	Atoms	Z	Observed(°)	Ideal(°)
42	C8	92	ARG	NE-CZ-NH1	9.51	125.06	120.30
26	14	774	A	C8-N9-C1'	9.50	144.80	127.70
26	1H	577	G	C5-C6-O6	-9.49	122.91	128.60
26	14	2873	A	N1-C6-N6	9.46	124.28	118.60
26	1H	1698	A	C5-C6-N1	-9.45	112.97	117.70
26	14	746	A	O5'-P-OP2	9.45	122.03	110.70
26	1H	71	A	C4-C5-N7	9.43	115.42	110.70
22	1K	76	A	N7-C8-N9	9.42	118.51	113.80
26	1H	1528	A	C8-N9-C4	-9.42	102.03	105.80
26	14	2287	A	N3-C4-C5	9.42	133.39	126.80
26	14	2335	A	O5'-P-OP1	-9.39	97.25	105.70
26	14	621	A	C2-N3-C4	-9.38	105.91	110.60
26	1H	1786	A	C4-C5-C6	9.37	121.69	117.00
26	14	1678	G	C2-N3-C4	-9.36	107.22	111.90
1	13	108	G	C4-N9-C1'	9.34	138.65	126.50
26	1H	2554	U	O5'-P-OP1	-9.28	97.34	105.70
26	1H	829	A	OP1-P-OP2	9.28	133.52	119.60
26	14	450	G	N1-C6-O6	-9.28	114.33	119.90
26	1H	226	G	O4'-C1'-N9	9.28	115.62	108.20
26	1H	140	A	C6-C5-N7	-9.27	125.81	132.30
26	1H	1950	G	C2-N3-C4	-9.24	107.28	111.90
26	1H	2070	G	N3-C2-N2	9.24	126.37	119.90
26	1H	2430	A	N3-C4-C5	9.23	133.26	126.80
26	1H	138	G	C5-N7-C8	-9.21	99.69	104.30
26	1H	2346	A	C8-N9-C4	-9.19	102.12	105.80
26	14	34	C	N1-C2-O2	9.17	124.40	118.90
26	1H	2023	G	O5'-P-OP1	-9.15	97.47	105.70
26	14	1342	A	C2-N3-C4	-9.15	106.03	110.60
26	14	2688	U	N3-C2-O2	-9.12	115.81	122.20
26	1H	1528	A	N7-C8-N9	9.12	118.36	113.80
26	1H	2688	U	N3-C2-O2	-9.12	115.82	122.20
47	H8	5	LEU	CA-CB-CG	9.12	136.27	115.30
26	1H	1543	A	C2-N3-C4	-9.11	106.05	110.60
26	1H	38	A	C2-N3-C4	9.10	115.15	110.60
1	13	1446	A	O4'-C1'-N9	9.09	115.47	108.20
26	14	800	A	C4-C5-C6	-9.09	112.45	117.00
26	14	568	U	C5-C4-O4	-9.09	120.45	125.90
26	1H	2518	A	C5-N7-C8	-9.09	99.36	103.90
23	2L	17	C	N1-C2-O2	9.06	124.34	118.90
26	1H	2392	A	N7-C8-N9	9.05	118.33	113.80
26	14	1781	C	C2-N1-C1'	9.05	128.75	118.80
26	1H	2430	A	N1-C6-N6	9.04	124.03	118.60

*Continued on next page...*

*Continued from previous page...*

Mol	Chain	Res	Type	Atoms	Z	Observed(°)	Ideal(°)
26	14	845	G	C6-C5-N7	-9.04	124.98	130.40
26	14	1698	A	N1-C2-N3	9.04	133.82	129.30
26	1H	1496	A	C8-N9-C4	-9.03	102.19	105.80
26	1H	1639	U	N3-C2-O2	-9.04	115.88	122.20
26	1H	2392	A	C4-C5-N7	9.03	115.21	110.70
26	14	1698	A	C4-C5-N7	9.03	115.21	110.70
26	14	1762	A	N1-C2-N3	9.02	133.81	129.30
26	1H	1363	C	N3-C4-N4	-9.01	111.69	118.00
26	14	774	A	C6-N1-C2	8.99	124.00	118.60
26	14	945	A	C4-C5-C6	8.99	121.50	117.00
26	1H	1324	G	N1-C6-O6	8.98	125.29	119.90
26	14	2275	C	C6-N1-C2	-8.98	116.71	120.30
1	13	880	C	O5'-P-OP2	-8.97	97.62	105.70
26	1H	846	C	O5'-P-OP1	-8.97	97.63	105.70
26	1H	2390	U	O5'-P-OP1	-8.95	97.64	105.70
26	14	2430	A	N1-C2-N3	8.94	133.77	129.30
26	14	783	A	C6-C5-N7	-8.94	126.04	132.30
26	14	2430	A	C5-C6-N1	-8.94	113.23	117.70
26	14	330	A	N1-C2-N3	8.93	133.76	129.30
26	1H	141	A	N7-C8-N9	8.92	118.26	113.80
26	1H	676	A	O4'-C1'-N9	8.92	115.33	108.20
26	1H	1616	A	N1-C6-N6	8.90	123.94	118.60
26	14	1786	A	C4-C5-N7	8.90	115.15	110.70
1	13	108	G	N3-C4-N9	8.89	131.34	126.00
26	1H	1382	G	C4-C5-N7	8.89	114.36	110.80
26	14	876	C	N1-C2-O2	8.89	124.23	118.90
26	14	1798	U	O5'-P-OP2	-8.88	97.71	105.70
26	14	1616	A	N7-C8-N9	8.86	118.23	113.80
26	1H	966	G	C5-C6-O6	8.85	133.91	128.60
26	14	1950	G	N7-C8-N9	8.85	117.53	113.10
26	1H	2518	A	N7-C8-N9	8.84	118.22	113.80
26	14	829	A	O5'-P-OP1	-8.84	97.74	105.70
26	14	2518	A	C6-C5-N7	-8.84	126.11	132.30
26	1H	1632	A	N1-C6-N6	8.84	123.90	118.60
26	1H	1835	G	N3-C4-C5	-8.83	124.19	128.60
26	1H	1602	U	O5'-P-OP1	-8.82	97.77	105.70
1	13	108	G	N3-C4-C5	-8.80	124.20	128.60
26	14	2430	A	N1-C6-N6	8.79	123.88	118.60
26	14	1812	A	O5'-P-OP2	-8.78	97.80	105.70
26	14	2518	A	C2-N3-C4	-8.78	106.21	110.60
26	14	2073	C	N1-C2-O2	-8.76	113.64	118.90
26	14	783	A	C4-C5-N7	8.75	115.08	110.70

*Continued on next page...*

*Continued from previous page...*

Mol	Chain	Res	Type	Atoms	Z	Observed(°)	Ideal(°)
26	14	1698	A	C5-N7-C8	-8.73	99.53	103.90
26	1H	1950	G	C5-C6-O6	8.73	133.84	128.60
26	1H	2518	A	C8-N9-C4	-8.72	102.31	105.80
27	16	44	G	C4-N9-C1'	-8.72	115.17	126.50
26	1H	828	U	C5-C4-O4	8.71	131.13	125.90
26	14	1204	A	C2-N3-C4	-8.71	106.24	110.60
1	13	690	G	C8-N9-C4	-8.71	102.92	106.40
26	1H	1543	A	C5-C6-N1	-8.69	113.35	117.70
26	1H	1616	A	N7-C8-N9	8.68	118.14	113.80
26	1H	917	A	C5-N7-C8	-8.68	99.56	103.90
1	1G	1358	U	C2-N1-C1'	8.68	128.12	117.70
24	3K	76	A	N7-C8-N9	8.68	118.14	113.80
26	14	1781	C	O4'-C1'-N1	8.68	115.14	108.20
26	1H	71	A	O4'-C1'-N9	-8.67	101.26	108.20
26	14	774	A	C4-N9-C1'	-8.67	110.69	126.30
26	1H	1899	G	C6-C5-N7	8.67	135.60	130.40
26	1H	774	A	C8-N9-C1'	8.66	143.30	127.70
26	1H	793	A	O5'-P-OP2	-8.66	97.91	105.70
26	1H	2032	G	C2-N3-C4	-8.66	107.57	111.90
26	1H	1291	C	O5'-P-OP2	-8.64	97.92	105.70
26	14	1388	G	O5'-P-OP2	-8.64	97.92	105.70
26	14	828	U	N3-C4-O4	-8.64	113.35	119.40
26	1H	930	U	C5-C4-O4	8.64	131.08	125.90
1	1G	1502	A	N7-C8-N9	8.63	118.12	113.80
26	1H	1786	A	N1-C6-N6	8.61	123.77	118.60
26	14	530	G	N1-C6-O6	8.61	125.07	119.90
26	1H	2448	A	C5-C6-N6	-8.61	116.81	123.70
26	1H	783	A	C4-C5-N7	8.61	115.00	110.70
1	1G	1517	G	O5'-P-OP2	-8.60	97.96	105.70
26	1H	184	C	C6-N1-C2	8.59	123.74	120.30
26	14	2600	A	O5'-P-OP2	-8.58	97.98	105.70
26	1H	2330	G	C4-C5-N7	8.55	114.22	110.80
26	1H	2392	A	C2-N3-C4	-8.56	106.32	110.60
26	14	783	A	N7-C8-N9	8.55	118.07	113.80
26	1H	2392	A	N1-C6-N6	8.54	123.73	118.60
26	1H	2430	A	C5-C6-N1	-8.54	113.43	117.70
26	1H	778	G	N1-C6-O6	-8.54	114.78	119.90
26	1H	2070	G	N1-C6-O6	-8.54	114.78	119.90
26	1H	1021	A	C5-N7-C8	-8.54	99.63	103.90
26	1H	2688	U	C5-C4-O4	8.53	131.02	125.90
26	14	945	A	C4-C5-N7	8.53	114.96	110.70
1	13	1195	C	C6-N1-C2	-8.52	116.89	120.30

*Continued on next page...*

*Continued from previous page...*

Mol	Chain	Res	Type	Atoms	Z	Observed(°)	Ideal(°)
26	14	2685	G	C5-C6-N1	-8.52	107.24	111.50
26	14	1332	G	N1-C2-N3	8.51	129.01	123.90
26	1H	621	A	C6-C5-N7	-8.51	126.34	132.30
26	1H	1496	A	C4-C5-N7	8.51	114.95	110.70
1	13	792	A	C2-N3-C4	-8.50	106.35	110.60
26	1H	1790	C	C2-N3-C4	-8.50	115.65	119.90
26	1H	330	A	C2-N3-C4	-8.49	106.36	110.60
26	1H	1695	G	OP1-P-OP2	8.48	132.32	119.60
26	1H	2682	U	O5'-P-OP2	-8.47	98.08	105.70
26	14	198	C	C6-N1-C2	-8.47	116.91	120.30
26	14	819	A	O5'-P-OP2	-8.46	98.09	105.70
1	13	1502	A	C2-N3-C4	-8.45	106.37	110.60
1	13	690	G	O4'-C1'-N9	8.45	114.96	108.20
1	13	690	G	N7-C8-N9	8.44	117.32	113.10
26	1H	451	C	C6-N1-C2	8.42	123.67	120.30
26	1H	380	U	N3-C2-O2	-8.42	116.31	122.20
26	14	216	A	O5'-P-OP1	-8.42	98.12	105.70
26	1H	123	G	C5-C6-O6	-8.42	123.55	128.60
26	1H	829	A	O5'-P-OP1	-8.42	98.12	105.70
26	14	1496	A	C5-N7-C8	-8.41	99.69	103.90
26	14	2490	G	N7-C8-N9	8.40	117.30	113.10
26	1H	676	A	C4-C5-N7	8.40	114.90	110.70
26	1H	1899	G	C5-N7-C8	-8.40	100.10	104.30
26	14	71	A	N1-C2-N3	8.39	133.50	129.30
26	14	783	A	C8-N9-C4	-8.39	102.44	105.80
26	14	2518	A	C4-C5-N7	8.39	114.90	110.70
26	1H	2346	A	C5-N7-C8	-8.39	99.71	103.90
26	14	252	G	O5'-P-OP2	-8.39	98.15	105.70
26	1H	446	G	N1-C6-O6	8.38	124.93	119.90
26	14	676	A	O4'-C1'-N9	8.38	114.90	108.20
26	1H	783	A	C6-C5-N7	-8.37	126.44	132.30
26	1H	1428	C	O5'-P-OP1	-8.37	98.17	105.70
27	16	81	G	N7-C8-N9	8.36	117.28	113.10
26	1H	2502	G	C5-N7-C8	-8.36	100.12	104.30
16	7I	6	LEU	CA-CB-CG	8.36	134.53	115.30
26	1H	2713	A	C2-N3-C4	-8.36	106.42	110.60
26	1H	1187	G	O5'-P-OP2	-8.36	98.18	105.70
26	1H	121	G	C8-N9-C4	-8.35	103.06	106.40
26	1H	2430	A	N3-C4-N9	-8.35	120.72	127.40
26	1H	956	G	N1-C6-O6	8.34	124.91	119.90
1	1G	1502	A	O5'-P-OP2	-8.34	98.19	105.70
26	14	694	U	O5'-P-OP2	-8.34	98.19	105.70

*Continued on next page...*

*Continued from previous page...*

Mol	Chain	Res	Type	Atoms	Z	Observed(°)	Ideal(°)
24	3L	76	A	N1-C6-N6	8.33	123.60	118.60
26	1H	140	A	C5-C6-N6	-8.33	117.03	123.70
26	1H	2318	G	O4'-C1'-N9	8.33	114.86	108.20
26	1H	2448	A	N1-C6-N6	8.33	123.60	118.60
22	1K	76	A	C8-N9-C4	-8.30	102.48	105.80
1	13	792	A	C5-C6-N6	-8.29	117.07	123.70
4	3E	162	LEU	CA-CB-CG	8.29	134.37	115.30
26	14	790	C	O5'-P-OP2	-8.29	98.24	105.70
26	1H	778	G	C5-C6-O6	8.29	133.57	128.60
26	1H	1678	G	C6-C5-N7	-8.29	125.43	130.40
26	14	1566	A	C4-C5-N7	8.28	114.84	110.70
1	1G	817	C	C6-N1-C2	8.27	123.61	120.30
1	13	50	A	C8-N9-C4	-8.27	102.49	105.80
37	78	42	SER	C-N-CA	-8.27	104.94	122.30
26	14	1989	G	N3-C2-N2	-8.27	114.11	119.90
26	1H	2689	U	N3-C4-O4	-8.26	113.62	119.40
26	1H	2627	G	C5-C6-O6	-8.25	123.65	128.60
26	1H	1153	C	N1-C2-O2	-8.24	113.95	118.90
1	13	1502	A	C5-N7-C8	-8.24	99.78	103.90
26	1H	1496	A	C6-C5-N7	-8.24	126.53	132.30
1	1G	1502	A	C2-N3-C4	-8.24	106.48	110.60
26	14	1585	C	N1-C2-O2	8.24	123.84	118.90
26	1H	825	C	N3-C2-O2	8.24	127.67	121.90
26	1H	1776	G	O5'-P-OP2	-8.24	98.29	105.70
26	1H	1324	G	N3-C2-N2	-8.23	114.14	119.90
26	1H	382	G	O5'-P-OP1	-8.22	98.30	105.70
26	1H	122	G	C5-C6-O6	-8.22	123.67	128.60
26	14	687	C	O5'-P-OP1	-8.21	98.31	105.70
26	14	933	A	C5-N7-C8	-8.21	99.80	103.90
26	14	1762	A	C2-N3-C4	-8.20	106.50	110.60
1	13	108	G	C8-N9-C1'	-8.20	116.34	127.00
26	14	2700	C	C6-N1-C2	8.20	123.58	120.30
26	1H	2598	A	N9-C4-C5	-8.19	102.52	105.80
1	1G	1260	C	C6-N1-C2	-8.19	117.02	120.30
26	14	1698	A	C4-C5-C6	8.19	121.10	117.00
26	1H	829	A	O5'-P-OP2	-8.18	98.34	105.70
26	1H	621	A	N7-C8-N9	8.16	117.88	113.80
1	13	1504	G	O5'-P-OP1	-8.14	98.38	105.70
26	1H	1265	A	O5'-P-OP2	-8.14	98.38	105.70
26	1H	1395	A	O5'-P-OP1	-8.13	98.38	105.70
26	1H	2351	G	OP2-P-O3'	8.13	123.09	105.20
26	14	793	A	O5'-P-OP2	-8.13	98.38	105.70

*Continued on next page...*

*Continued from previous page...*

Mol	Chain	Res	Type	Atoms	Z	Observed(°)	Ideal(°)
1	13	884	U	O5'-P-OP2	-8.12	98.39	105.70
26	14	774	A	C4-C5-C6	-8.12	112.94	117.00
26	1H	1888	G	N3-C4-N9	8.12	130.87	126.00
26	1H	1681	G	N1-C6-O6	8.12	124.77	119.90
1	1G	1502	A	C6-C5-N7	-8.11	126.62	132.30
26	14	1950	G	C5-N7-C8	-8.11	100.24	104.30
26	14	2324	C	N3-C4-C5	8.11	125.14	121.90
26	14	1836	C	O5'-P-OP2	-8.11	98.40	105.70
26	1H	512	G	O4'-C1'-N9	8.10	114.68	108.20
26	14	208	C	C6-N1-C2	8.08	123.53	120.30
26	14	579	G	N3-C2-N2	-8.08	114.24	119.90
26	1H	2712	U	C2-N3-C4	-8.08	122.15	127.00
26	14	2554	U	O5'-P-OP1	-8.08	98.43	105.70
26	14	2713	A	C5-N7-C8	-8.07	99.86	103.90
1	13	1502	A	C4-C5-N7	8.07	114.73	110.70
50	K8	3	LEU	CA-CB-CG	8.07	133.86	115.30
26	1H	677	A	O5'-P-OP2	-8.06	98.44	105.70
26	1H	774	A	C6-N1-C2	8.06	123.44	118.60
1	1G	690	G	C5-N7-C8	-8.06	100.27	104.30
26	1H	199	A	N1-C2-N3	-8.05	125.28	129.30
26	1H	1785	A	C8-N9-C4	-8.05	102.58	105.80
26	1H	1477	A	O5'-P-OP2	-8.04	98.46	105.70
45	F8	23	GLU	C-N-CA	-8.04	105.41	122.30
26	1H	2070	G	N1-C2-N2	-8.03	108.97	116.20
26	14	913	U	O5'-P-OP2	-8.03	98.47	105.70
26	14	830	G	C8-N9-C4	8.02	109.61	106.40
26	1H	774	A	C5-C6-N1	-8.02	113.69	117.70
26	1H	2518	A	C6-C5-N7	-8.02	126.69	132.30
27	16	60	C	C6-N1-C2	-8.01	117.10	120.30
26	1H	1899	G	N1-C2-N2	8.01	123.40	116.20
26	1H	1982	C	O5'-P-OP2	-8.00	98.50	105.70
26	14	1616	A	C8-N9-C4	-8.00	102.60	105.80
26	14	2542	A	N7-C8-N9	-7.98	109.81	113.80
26	1H	774	A	C4-N9-C1'	-7.98	111.94	126.30
26	14	197	A	O5'-P-OP1	-7.98	98.52	105.70
26	14	676	A	C2-N3-C4	-7.97	106.62	110.60
26	14	577	G	N1-C6-O6	7.97	124.68	119.90
26	1H	762	U	C2-N1-C1'	7.96	127.26	117.70
26	1H	1610	A	N1-C6-N6	7.96	123.38	118.60
26	1H	129	C	C5-C4-N4	-7.96	114.63	120.20
1	1G	1322	C	N3-C2-O2	-7.96	116.33	121.90
26	1H	141	A	C4-C5-N7	7.95	114.67	110.70

*Continued on next page...*

*Continued from previous page...*

Mol	Chain	Res	Type	Atoms	Z	Observed(°)	Ideal(°)
26	1H	199	A	C2-N3-C4	7.95	114.58	110.60
26	1H	617	G	O5'-P-OP2	-7.95	98.55	105.70
26	1H	945	A	C4-N9-C1'	7.95	140.60	126.30
26	1H	530	G	C2-N3-C4	-7.93	107.93	111.90
26	1H	265	A	C5-N7-C8	-7.93	99.93	103.90
26	14	1284	A	O5'-P-OP2	-7.93	98.56	105.70
26	14	676	A	N3-C4-N9	-7.93	121.06	127.40
1	1G	690	G	N7-C8-N9	7.92	117.06	113.10
26	14	2477	C	N3-C2-O2	-7.92	116.36	121.90
26	14	74	A	N3-C4-C5	7.92	132.34	126.80
26	1H	449	A	OP1-P-O3'	7.91	122.60	105.20
26	1H	459	U	O5'-P-OP2	-7.91	98.58	105.70
26	1H	258	G	N1-C6-O6	-7.91	115.16	119.90
23	2L	21	U	N3-C2-O2	-7.91	116.67	122.20
26	1H	74	A	C5-C6-N1	-7.89	113.76	117.70
26	1H	2360	A	O5'-P-OP2	-7.88	98.60	105.70
26	14	1021	A	C2-N3-C4	-7.88	106.66	110.60
26	14	2331	G	C5-C6-O6	-7.88	123.87	128.60
26	1H	621	A	C5-C6-N1	-7.88	113.76	117.70
26	1H	35	G	O5'-P-OP2	-7.87	98.61	105.70
26	1H	1255	U	N3-C4-O4	7.87	124.91	119.40
26	1H	1437	C	C6-N1-C2	-7.87	117.15	120.30
26	1H	1297	C	OP2-P-O3'	-7.87	87.90	105.20
26	1H	2062	A	C8-N9-C4	7.86	108.94	105.80
26	14	1314	C	N1-C2-O2	7.85	123.61	118.90
26	14	2065	C	N3-C2-O2	-7.84	116.41	121.90
1	1G	945	G	N1-C6-O6	7.84	124.60	119.90
26	1H	1022	G	N9-C4-C5	7.83	108.53	105.40
26	1H	2713	A	N1-C6-N6	7.82	123.29	118.60
1	13	974	A	O4'-C1'-N9	7.82	114.45	108.20
26	1H	382	G	OP1-P-O3'	7.82	122.39	105.20
26	1H	827	U	O5'-P-OP1	7.81	120.07	110.70
26	1H	1665	A	O5'-P-OP1	-7.81	98.67	105.70
26	1H	2688	U	N1-C2-N3	7.81	119.58	114.90
27	16	44	G	C8-N9-C1'	7.81	137.15	127.00
1	13	817	C	C6-N1-C2	7.80	123.42	120.30
26	14	84	A	C8-N9-C4	7.80	108.92	105.80
26	1H	1998	G	C8-N9-C4	7.79	109.52	106.40
26	14	2542	A	C8-N9-C4	7.79	108.92	105.80
26	1H	508	G	C6-C5-N7	-7.79	125.73	130.40
26	1H	1899	G	C4-C5-C6	-7.78	114.13	118.80
26	1H	1681	G	C4-C5-N7	7.78	113.91	110.80

*Continued on next page...*



*Continued from previous page...*

Mol	Chain	Res	Type	Atoms	Z	Observed(°)	Ideal(°)
26	14	2501	C	C6-N1-C2	7.77	123.41	120.30
26	1H	1610	A	N9-C4-C5	-7.77	102.69	105.80
26	14	1496	A	N7-C8-N9	7.77	117.68	113.80
1	13	1158	C	N1-C2-O2	7.76	123.56	118.90
26	1H	400	G	N1-C6-O6	7.76	124.56	119.90
27	16	13	A	O5'-P-OP2	-7.76	98.71	105.70
26	1H	561	G	N3-C2-N2	7.76	125.33	119.90
26	1H	1649	G	N3-C4-C5	-7.76	124.72	128.60
26	1H	1779	U	O5'-P-OP1	-7.75	98.72	105.70
26	14	2498	C	O5'-P-OP2	-7.75	98.72	105.70
26	1H	141	A	N1-C6-N6	7.74	123.25	118.60
26	1H	1241	A	C2-N3-C4	-7.74	106.73	110.60
1	1G	1502	A	C4-C5-N7	7.74	114.57	110.70
26	1H	1591	G	C5-C6-O6	7.73	133.24	128.60
26	14	1992	G	C2-N3-C4	7.73	115.77	111.90
26	1H	933	A	O5'-P-OP2	-7.73	98.75	105.70
26	1H	2604	U	N1-C2-O2	7.72	128.21	122.80
26	14	209	C	C5-C4-N4	-7.72	114.80	120.20
26	14	2307	G	O4'-C1'-N9	7.72	114.38	108.20
26	14	1332	G	C4-N9-C1'	7.72	136.53	126.50
26	1H	71	A	N3-C4-C5	7.71	132.20	126.80
26	1H	860	U	C2-N1-C1'	7.71	126.96	117.70
26	14	2518	A	C5-N7-C8	-7.71	100.05	103.90
24	3L	76	A	C5-N7-C8	-7.71	100.05	103.90
26	14	2873	A	C4-C5-N7	7.71	114.55	110.70
26	1H	508	G	C4-N9-C1'	7.70	136.51	126.50
27	1J	44	G	C4-N9-C1'	-7.70	116.49	126.50
24	3K	76	A	C4-C5-N7	7.70	114.55	110.70
26	1H	210	C	N3-C4-C5	7.70	124.98	121.90
26	1H	744	G	O5'-P-OP2	-7.69	98.78	105.70
26	1H	1602	U	C5-C6-N1	-7.68	118.86	122.70
26	1H	1781	C	C6-N1-C2	7.68	123.37	120.30
26	14	676	A	N3-C4-C5	7.68	132.18	126.80
26	1H	2518	A	N1-C6-N6	7.68	123.21	118.60
26	1H	217	G	N3-C2-N2	-7.68	114.53	119.90
26	14	945	A	C5-C6-N6	-7.68	117.56	123.70
26	1H	1363	C	C5-C4-N4	7.67	125.57	120.20
1	13	792	A	N9-C4-C5	-7.67	102.73	105.80
26	1H	1379	A	N1-C6-N6	7.67	123.20	118.60
26	1H	1646	C	C6-N1-C2	7.66	123.37	120.30
26	14	876	C	N3-C2-O2	-7.66	116.54	121.90
26	14	2473	U	C2-N1-C1'	7.66	126.89	117.70

*Continued on next page...*

*Continued from previous page...*

Mol	Chain	Res	Type	Atoms	Z	Observed(°)	Ideal(°)
29	11	30	GLU	N-CA-C	-7.65	90.34	111.00
26	1H	1639	U	O5'-P-OP1	7.65	119.88	110.70
1	13	1517	G	O5'-P-OP2	-7.64	98.82	105.70
26	14	1984	G	O5'-P-OP2	-7.64	98.83	105.70
26	14	1781	C	C6-N1-C1'	-7.63	111.64	120.80
26	14	2062	A	C8-N9-C4	7.63	108.85	105.80
26	1H	140	A	O4'-C1'-N9	7.63	114.31	108.20
26	1H	967	C	O5'-P-OP2	-7.63	98.83	105.70
26	1H	2330	G	C6-C5-N7	-7.63	125.82	130.40
26	14	2477	C	C2-N1-C1'	7.62	127.19	118.80
26	1H	1591	G	N1-C6-O6	-7.61	115.33	119.90
26	1H	1678	G	C8-N9-C4	-7.61	103.36	106.40
26	1H	2490	G	C5-C6-O6	-7.61	124.04	128.60
26	14	1899	G	C4-C5-N7	7.60	113.84	110.80
26	1H	783	A	N7-C8-N9	7.60	117.60	113.80
26	1H	930	U	N3-C4-O4	-7.60	114.08	119.40
26	1H	2253	G	N1-C6-O6	7.60	124.46	119.90
26	1H	836	G	C2-N3-C4	7.59	115.70	111.90
26	1H	2713	A	C4-C5-N7	7.59	114.50	110.70
26	1H	1982	C	C6-N1-C2	-7.59	117.27	120.30
26	14	845	G	N1-C6-O6	7.58	124.45	119.90
1	13	125	U	C5-C4-O4	7.57	130.44	125.90
26	1H	633	A	N1-C6-N6	7.57	123.14	118.60
26	1H	2598	A	O5'-P-OP2	7.57	119.78	110.70
26	14	71	A	N7-C8-N9	7.56	117.58	113.80
1	13	524	G	O5'-P-OP1	-7.56	98.90	105.70
26	1H	2593	U	N3-C4-O4	-7.56	114.11	119.40
26	14	2066	C	C6-N1-C2	-7.56	117.28	120.30
26	1H	576	U	N3-C4-O4	-7.55	114.12	119.40
26	14	1011	G	O4'-C1'-N9	7.55	114.24	108.20
26	1H	125	G	C5-C6-O6	-7.54	124.08	128.60
26	1H	383	U	O5'-P-OP2	7.54	119.75	110.70
26	1H	1760	A	O5'-P-OP2	-7.54	98.91	105.70
26	1H	2392	A	C8-N9-C4	-7.53	102.79	105.80
26	1H	1888	G	N3-C4-C5	-7.53	124.84	128.60
26	14	12	U	N3-C2-O2	-7.52	116.94	122.20
26	14	772	C	O5'-P-OP1	-7.52	98.93	105.70
26	1H	334	C	O5'-P-OP1	-7.52	98.93	105.70
26	1H	1021	A	N3-C4-C5	7.51	132.06	126.80
26	1H	1681	G	C5-C6-O6	-7.51	124.10	128.60
26	14	74	A	C5-C6-N1	-7.51	113.95	117.70
26	14	676	A	C5-N7-C8	-7.50	100.15	103.90

*Continued on next page...*

*Continued from previous page...*

Mol	Chain	Res	Type	Atoms	Z	Observed(°)	Ideal(°)
26	1H	2503	A	C2-N3-C4	7.50	114.35	110.60
27	16	81	G	O4'-C1'-N9	7.50	114.20	108.20
26	14	34	C	C2-N1-C1'	7.50	127.05	118.80
26	14	2275	C	C5-C6-N1	7.50	124.75	121.00
26	1H	752	A	C2-N3-C4	-7.50	106.85	110.60
26	1H	671	C	C6-N1-C2	7.49	123.30	120.30
1	1G	945	G	C5-C6-O6	-7.49	124.11	128.60
26	1H	621	A	C4-C5-N7	7.49	114.44	110.70
26	1H	46	C	O5'-P-OP2	-7.48	98.97	105.70
26	1H	1899	G	C4-N9-C1'	-7.48	116.78	126.50
1	13	890	G	O4'-C1'-N9	7.47	114.18	108.20
26	14	2092	U	C5-C4-O4	7.47	130.38	125.90
26	1H	2070	G	C5-C6-O6	7.47	133.08	128.60
26	1H	1776	G	N9-C4-C5	-7.46	102.42	105.40
26	14	1698	A	C5-C6-N1	-7.46	113.97	117.70
27	1J	60	C	C6-N1-C2	-7.46	117.32	120.30
26	1H	1312	U	C5-C6-N1	-7.46	118.97	122.70
26	14	1835	G	O5'-P-OP1	-7.46	98.99	105.70
26	1H	2085	C	O5'-P-OP2	-7.45	98.99	105.70
26	1H	1544	C	N1-C2-O2	7.45	123.37	118.90
26	1H	752	A	C8-N9-C4	7.45	108.78	105.80
26	1H	205	G	O5'-P-OP2	-7.44	99.00	105.70
26	14	1914	C	C6-N1-C2	-7.44	117.32	120.30
26	14	697	C	O5'-P-OP1	-7.44	99.01	105.70
26	14	2432	A	N1-C6-N6	7.43	123.06	118.60
26	14	188	G	OP1-P-OP2	7.43	130.75	119.60
26	14	678	C	C6-N1-C2	7.43	123.27	120.30
26	14	774	A	C5-C6-N1	-7.43	113.99	117.70
1	13	690	G	C5-N7-C8	-7.42	100.59	104.30
26	1H	783	A	N9-C1'-C2'	-7.42	103.83	112.00
26	1H	2599	G	N1-C6-O6	-7.42	115.45	119.90
26	14	1786	A	C6-C5-N7	-7.42	127.10	132.30
26	14	49	A	P-O3'-C3'	7.42	128.60	119.70
26	14	2352	A	O5'-P-OP1	-7.42	99.02	105.70
26	1H	2392	A	C5-C6-N1	-7.42	113.99	117.70
26	1H	1332	G	C8-N9-C4	-7.41	103.43	106.40
26	1H	1761	C	C5-C4-N4	-7.41	115.01	120.20
27	16	44	G	C6-C5-N7	7.41	134.84	130.40
26	1H	1006	C	O5'-P-OP1	-7.40	99.04	105.70
26	1H	1379	A	C5-N7-C8	-7.39	100.20	103.90
26	14	1616	A	C4-C5-N7	7.39	114.40	110.70
26	1H	2346	A	C6-C5-N7	-7.39	127.12	132.30

*Continued on next page...*

*Continued from previous page...*

Mol	Chain	Res	Type	Atoms	Z	Observed(°)	Ideal(°)
27	16	73	A	O5'-P-OP2	-7.39	99.05	105.70
23	2L	21	U	N1-C2-O2	7.39	127.97	122.80
26	14	620	G	O5'-P-OP2	-7.39	99.05	105.70
26	14	2873	A	C5-C6-N1	-7.38	114.01	117.70
26	1H	140	A	C2-N3-C4	-7.38	106.91	110.60
26	1H	2713	A	C8-N9-C4	-7.38	102.85	105.80
26	1H	789	A	C2-N3-C4	-7.37	106.91	110.60
26	1H	945	A	C8-N9-C1'	-7.37	114.44	127.70
8	7E	39	LEU	CA-CB-CG	7.37	132.25	115.30
26	1H	1931	U	N1-C2-N3	7.37	119.32	114.90
24	3K	76	A	N1-C6-N6	7.37	123.02	118.60
1	1G	690	G	C8-N9-C4	-7.37	103.45	106.40
1	13	1407	C	N3-C4-N4	-7.36	112.85	118.00
26	1H	1758	G	N1-C6-O6	7.36	124.32	119.90
26	14	2490	G	C5-N7-C8	-7.36	100.62	104.30
26	1H	270(G)	C	C6-N1-C2	-7.36	117.36	120.30
26	1H	138	G	N7-C8-N9	7.35	116.78	113.10
26	1H	1970	A	O5'-P-OP2	-7.35	99.08	105.70
1	1G	1358	U	N1-C2-O2	7.35	127.94	122.80
26	1H	1914	C	N3-C2-O2	-7.35	116.76	121.90
26	1H	1203	G	C5-C6-O6	7.33	133.00	128.60
26	1H	1798	U	O5'-P-OP2	-7.33	99.10	105.70
1	1G	1286	A	N7-C8-N9	7.33	117.47	113.80
26	14	2307	G	C4-N9-C1'	7.33	136.02	126.50
26	1H	729	G	C8-N9-C4	-7.32	103.47	106.40
26	1H	2294	C	C6-N1-C2	-7.32	117.37	120.30
26	14	632	A	O5'-P-OP2	7.32	119.48	110.70
22	1K	76	A	O4'-C1'-N9	7.31	114.05	108.20
26	1H	71	A	N7-C8-N9	7.30	117.45	113.80
26	1H	2598	A	C8-N9-C4	7.30	108.72	105.80
26	1H	2609	U	C5-C6-N1	-7.30	119.05	122.70
26	14	2712	U	C5-C6-N1	-7.30	119.05	122.70
26	1H	951	C	N3-C4-N4	-7.29	112.90	118.00
26	14	678	C	N3-C4-C5	7.29	124.82	121.90
26	14	945	A	N7-C8-N9	7.29	117.44	113.80
26	1H	1022	G	C8-N9-C4	-7.28	103.49	106.40
29	11	41	GLY	C-N-CA	-7.28	107.01	122.30
26	14	2554	U	O5'-P-OP2	7.28	119.44	110.70
26	1H	1632	A	C4-C5-N7	7.28	114.34	110.70
26	1H	2032	G	O5'-P-OP1	-7.27	99.16	105.70
26	1H	677	A	C5-C6-N1	-7.26	114.07	117.70
26	1H	1622	G	N3-C2-N2	-7.26	114.82	119.90

*Continued on next page...*

*Continued from previous page...*

Mol	Chain	Res	Type	Atoms	Z	Observed(°)	Ideal(°)
26	1H	2506	U	N1-C2-O2	7.26	127.88	122.80
26	1H	2603	G	O5'-P-OP1	-7.26	99.17	105.70
26	14	867	C	O5'-P-OP1	-7.26	99.17	105.70
26	1H	982	C	C6-N1-C2	-7.26	117.40	120.30
26	14	2065	C	N1-C2-O2	7.25	123.25	118.90
26	1H	1835	G	C4-N9-C1'	7.25	135.93	126.50
1	1G	422	C	O4'-C1'-N1	7.25	114.00	108.20
26	1H	1639	U	N1-C2-O2	7.25	127.87	122.80
33	51	153	LYS	C-N-CD	-7.25	104.66	120.60
26	14	621	A	C5-C6-N1	-7.25	114.08	117.70
26	1H	1764	G	C5-C6-O6	7.24	132.94	128.60
26	14	1566	A	C8-N9-C4	7.24	108.70	105.80
26	1H	1888	G	C4-N9-C1'	7.24	135.91	126.50
27	16	115	G	C4-C5-N7	7.24	113.69	110.80
26	14	2409	G	N1-C6-O6	7.24	124.24	119.90
26	1H	2445	G	C5-C6-O6	7.23	132.94	128.60
26	14	1011	G	C4-N9-C1'	-7.23	117.10	126.50
26	1H	1914	C	C6-N1-C2	-7.23	117.41	120.30
26	1H	2713	A	C6-C5-N7	-7.23	127.24	132.30
26	14	2501	C	C2-N1-C1'	-7.22	110.85	118.80
26	1H	2427	C	O5'-P-OP2	7.22	119.36	110.70
26	14	579	G	N1-C2-N2	7.22	122.69	116.20
26	1H	1830	C	N3-C4-C5	7.21	124.79	121.90
34	61	110	ASP	C-N-CD	-7.21	104.74	120.60
26	14	2287	A	C5-C6-N1	-7.21	114.10	117.70
26	1H	2239	G	N3-C2-N2	7.20	124.94	119.90
1	13	974	A	N7-C8-N9	7.20	117.40	113.80
1	1G	1054	C	O5'-P-OP2	7.20	119.34	110.70
26	1H	2285	C	N3-C4-N4	-7.20	112.96	118.00
1	1G	1502	A	N1-C6-N6	7.20	122.92	118.60
27	16	115	G	C5-C6-O6	-7.19	124.28	128.60
26	14	2380	C	N1-C2-O2	-7.19	114.58	118.90
26	1H	1940	U	N3-C4-O4	7.19	124.43	119.40
35	58	76	SER	C-N-CA	-7.19	107.20	122.30
26	1H	330	A	N1-C2-N3	7.19	132.90	129.30
29	11	39	LYS	C-N-CA	7.18	139.66	121.70
26	14	462	C	O5'-P-OP2	-7.18	99.23	105.70
26	14	512	G	O4'-C1'-N9	7.18	113.95	108.20
26	14	2873	A	C4-C5-C6	7.18	120.59	117.00
26	14	783	A	N3-C4-C5	7.18	131.83	126.80
26	14	1974	C	O5'-P-OP2	-7.18	99.24	105.70
1	13	1158	C	C2-N1-C1'	7.18	126.70	118.80

*Continued on next page...*

*Continued from previous page...*

Mol	Chain	Res	Type	Atoms	Z	Observed(°)	Ideal(°)
26	1H	2751	G	C8-N9-C4	7.18	109.27	106.40
26	1H	1528	A	C5-N7-C8	-7.17	100.31	103.90
26	1H	1616	A	O4'-C1'-N9	7.17	113.94	108.20
26	1H	1950	G	C5-C6-N1	-7.17	107.91	111.50
26	1H	1249	U	O5'-P-OP1	-7.17	99.25	105.70
1	13	560	U	C5-C6-N1	7.17	126.28	122.70
26	14	2610	C	C5-C4-N4	-7.17	115.18	120.20
26	1H	1297	C	OP1-P-O3'	7.17	120.96	105.20
26	14	2585	U	N3-C2-O2	-7.17	117.19	122.20
26	1H	1915	U	N3-C2-O2	-7.16	117.19	122.20
26	1H	193	U	N1-C2-O2	-7.16	117.79	122.80
26	14	2346	A	C5-C6-N1	-7.15	114.12	117.70
26	1H	1617	C	N1-C2-O2	-7.15	114.61	118.90
26	1H	2772	C	C6-N1-C2	7.15	123.16	120.30
26	1H	1799	G	N1-C6-O6	-7.14	115.61	119.90
26	1H	195	A	P-O3'-C3'	7.14	128.27	119.70
26	1H	586	A	O5'-P-OP1	-7.14	99.27	105.70
26	1H	1969	A	C5-N7-C8	7.14	107.47	103.90
1	1G	449	C	N3-C2-O2	-7.14	116.90	121.90
26	1H	1624	G	N1-C6-O6	-7.14	115.62	119.90
1	13	266	G	C4-C5-N7	7.14	113.66	110.80
26	1H	938	G	C5-C6-O6	7.14	132.88	128.60
26	14	2566	A	O5'-P-OP2	-7.14	99.28	105.70
26	1H	2665	A	C2-N3-C4	-7.14	107.03	110.60
27	16	81	G	C6-C5-N7	-7.14	126.12	130.40
26	1H	2464	C	O5'-P-OP2	-7.13	99.28	105.70
29	19	38	LYS	C-N-CA	7.13	139.53	121.70
26	14	1408	C	N1-C2-O2	-7.13	114.62	118.90
26	1H	1835	G	N3-C4-N9	7.13	130.28	126.00
26	1H	1950	G	O4'-C1'-N9	7.13	113.90	108.20
26	1H	1340	U	C2-N3-C4	-7.12	122.73	127.00
1	13	974	A	C5-N7-C8	-7.12	100.34	103.90
1	13	1259	C	C6-N1-C2	-7.12	117.45	120.30
1	13	266	G	C5-N7-C8	-7.12	100.74	104.30
26	1H	788	A	N1-C6-N6	7.12	122.87	118.60
46	G8	81	LYS	N-CA-C	-7.12	91.79	111.00
1	13	125	U	C6-N1-C1'	7.11	131.16	121.20
26	1H	945	A	N3-C4-N9	7.11	133.09	127.40
26	14	845	G	C8-N9-C1'	-7.11	117.76	127.00
26	1H	1437	C	N3-C2-O2	-7.10	116.93	121.90
26	14	2713	A	N7-C8-N9	7.10	117.35	113.80
26	1H	1950	G	N3-C4-N9	-7.10	121.74	126.00

*Continued on next page...*

*Continued from previous page...*

Mol	Chain	Res	Type	Atoms	Z	Observed(°)	Ideal(°)
26	1H	1969	A	N7-C8-N9	-7.10	110.25	113.80
26	1H	2280	G	OP1-P-O3'	7.09	120.81	105.20
1	1G	1200	C	N1-C2-O2	7.09	123.16	118.90
26	14	2824	C	N1-C2-O2	-7.09	114.64	118.90
26	1H	222	A	P-O3'-C3'	7.09	128.20	119.70
26	1H	1346	G	C5-C6-O6	7.09	132.85	128.60
1	13	5	U	N3-C2-O2	-7.08	117.24	122.20
26	1H	1835	G	C2-N3-C4	7.08	115.44	111.90
26	14	2281	C	O5'-P-OP2	7.07	119.19	110.70
26	14	694	U	O5'-P-OP1	7.07	119.18	110.70
26	14	789	A	O5'-P-OP1	-7.07	99.34	105.70
26	14	2503	A	C5-C6-N6	-7.07	118.05	123.70
26	1H	2555	U	N1-C2-O2	-7.06	117.86	122.80
26	1H	2593	U	C5-C4-O4	7.06	130.14	125.90
14	5I	27	CYS	CA-CB-SG	-7.06	101.30	114.00
26	14	1812	A	OP1-P-OP2	7.05	130.17	119.60
26	1H	2375	G	OP2-P-O3'	7.04	120.70	105.20
26	1H	784	A	O4'-C1'-N9	7.04	113.83	108.20
26	1H	1959	G	C8-N9-C4	-7.04	103.58	106.40
26	14	845	G	C4-N9-C1'	7.04	135.65	126.50
26	1H	745	G	C5-C6-O6	-7.03	124.38	128.60
1	13	723	U	C2-N1-C1'	7.03	126.13	117.70
26	14	1626	G	N3-C2-N2	-7.02	114.98	119.90
26	14	2688	U	N3-C4-O4	-7.02	114.48	119.40
26	14	1786	A	C5-C6-N1	-7.02	114.19	117.70
26	1H	196	A	O4'-C1'-N9	7.02	113.82	108.20
26	1H	2045	C	C6-N1-C2	7.02	123.11	120.30
1	13	1354	C	C6-N1-C2	-7.01	117.50	120.30
26	1H	1604	C	N1-C2-O2	-7.01	114.69	118.90
26	1H	245	G	C5-C6-O6	-7.01	124.40	128.60
26	1H	2751	G	C6-C5-N7	7.01	134.60	130.40
1	1G	924	C	C6-N1-C2	-7.01	117.50	120.30
26	14	1829	A	O5'-P-OP1	-7.01	99.39	105.70
26	14	1312	U	O5'-P-OP1	-7.00	99.40	105.70
26	14	2818	G	C8-N9-C4	7.00	109.20	106.40
26	1H	1021	A	N3-C4-N9	-7.00	121.80	127.40
1	1G	1502	A	N1-C2-N3	7.00	132.80	129.30
26	1H	577	G	N3-C2-N2	-7.00	115.00	119.90
26	14	2073	C	O5'-P-OP1	-6.99	99.41	105.70
26	1H	500	G	O5'-P-OP1	-6.99	99.41	105.70
26	1H	577	G	C6-C5-N7	-6.99	126.21	130.40
26	1H	1404	C	O5'-P-OP2	-6.99	99.41	105.70

*Continued on next page...*

*Continued from previous page...*

Mol	Chain	Res	Type	Atoms	Z	Observed(°)	Ideal(°)
26	1H	1786	A	C4-C5-N7	6.99	114.19	110.70
26	1H	1764	G	N1-C6-O6	-6.99	115.71	119.90
26	1H	2501	C	C2-N1-C1'	-6.99	111.11	118.80
26	14	199	A	C2-N3-C4	6.98	114.09	110.60
26	14	828	U	N3-C2-O2	-6.98	117.31	122.20
26	14	752	A	P-O3'-C3'	6.98	128.08	119.70
26	1H	192	C	C5-C4-N4	-6.98	115.32	120.20
26	14	829	A	OP1-P-OP2	6.98	130.06	119.60
26	14	800	A	C5-N7-C8	-6.98	100.41	103.90
1	1G	1525	G	C5-C6-O6	6.97	132.78	128.60
26	14	775	G	N3-C4-N9	6.97	130.18	126.00
26	14	2518	A	O4'-C1'-N9	-6.97	102.62	108.20
1	13	49	U	P-O3'-C3'	6.96	128.06	119.70
26	14	372	G	O4'-C1'-N9	6.96	113.77	108.20
26	14	2335	A	N1-C6-N6	-6.96	114.42	118.60
26	1H	2540	C	C6-N1-C2	6.96	123.08	120.30
26	14	2392	A	C5-N7-C8	-6.96	100.42	103.90
26	14	2496	C	C6-N1-C2	-6.96	117.52	120.30
26	1H	1313	U	C5-C6-N1	6.96	126.18	122.70
1	13	5	U	N1-C2-O2	6.95	127.67	122.80
26	1H	678	C	N3-C4-C5	6.95	124.68	121.90
1	13	328	C	C2-N1-C1'	6.95	126.45	118.80
1	13	1207	G	O5'-P-OP2	-6.95	99.45	105.70
26	1H	1348	G	O5'-P-OP2	6.95	119.04	110.70
26	14	123	G	C5-C6-O6	-6.95	124.43	128.60
26	14	845	G	C4-C5-N7	6.95	113.58	110.80
26	14	140	A	C8-N9-C4	-6.95	103.02	105.80
1	1G	536	C	C6-N1-C2	-6.94	117.52	120.30
26	1H	140	A	OP2-P-O3'	6.94	120.47	105.20
26	14	2282	G	O5'-P-OP2	6.94	119.03	110.70
26	1H	2507	C	N3-C2-O2	-6.94	117.04	121.90
26	1H	120	U	N3-C2-O2	-6.94	117.34	122.20
26	1H	1023	U	O5'-P-OP1	-6.94	99.46	105.70
26	1H	335	C	C2-N3-C4	6.93	123.37	119.90
49	J8	95	LEU	CA-CB-CG	6.93	131.25	115.30
26	1H	141(A)	C	OP2-P-O3'	6.93	120.45	105.20
26	1H	975	G	O5'-P-OP1	-6.93	99.46	105.70
26	1H	121	G	N7-C8-N9	6.93	116.56	113.10
26	1H	1528	A	O4'-C1'-N9	6.92	113.74	108.20
26	1H	2609	U	C2-N1-C1'	-6.92	109.40	117.70
26	1H	1812	A	OP1-P-OP2	6.92	129.97	119.60
26	14	530	G	C5-C6-O6	-6.92	124.45	128.60

*Continued on next page...*



*Continued from previous page...*

Mol	Chain	Res	Type	Atoms	Z	Observed(°)	Ideal(°)
26	1H	2308	G	C6-N1-C2	6.91	129.25	125.10
26	1H	2578	G	N1-C6-O6	-6.91	115.75	119.90
26	14	1786	A	N9-C1'-C2'	6.91	122.98	114.00
1	1G	1321	C	N3-C4-N4	-6.91	113.16	118.00
1	13	1502	A	C6-C5-N7	-6.90	127.47	132.30
26	14	1610	A	C8-N9-C4	6.90	108.56	105.80
26	14	1700	A	O5'-P-OP2	6.90	118.98	110.70
26	14	917	A	O5'-P-OP1	-6.90	99.49	105.70
26	1H	2825	C	O5'-P-OP1	-6.90	99.49	105.70
26	14	2871	C	O5'-P-OP2	-6.90	99.49	105.70
26	1H	1300	U	N1-C2-N3	6.89	119.04	114.90
26	1H	1776	G	C5-C6-O6	-6.89	124.47	128.60
26	1H	129	C	N3-C4-N4	6.88	122.82	118.00
26	1H	669	G	OP1-P-OP2	-6.88	109.27	119.60
26	1H	1574	C	OP2-P-O3'	6.88	120.34	105.20
26	1H	124	G	C5-C6-O6	-6.88	124.47	128.60
1	13	1286	A	N7-C8-N9	6.88	117.24	113.80
26	1H	207	A	C2-N3-C4	-6.88	107.16	110.60
26	14	2053	G	C5-C6-O6	-6.88	124.47	128.60
32	49	120	LEU	CA-CB-CG	6.87	131.10	115.30
26	1H	2250	G	O5'-P-OP2	-6.87	99.52	105.70
26	1H	1303	G	N3-C2-N2	6.87	124.71	119.90
26	14	2491	U	OP1-P-O3'	6.86	120.30	105.20
26	1H	1698	A	C4-C5-N7	6.86	114.13	110.70
26	1H	1700	A	O5'-P-OP2	-6.86	99.53	105.70
26	1H	1758	G	C5-C6-O6	-6.86	124.48	128.60
27	1J	60	C	C5-C6-N1	6.86	124.43	121.00
26	1H	917	A	N1-C6-N6	6.85	122.71	118.60
1	13	1158	C	N3-C2-O2	-6.85	117.10	121.90
26	14	778	G	C5-C6-O6	6.85	132.71	128.60
26	1H	1379	A	C5-C6-N6	-6.85	118.22	123.70
1	1G	1260	C	C5-C6-N1	6.85	124.42	121.00
26	14	1300	U	O5'-P-OP1	6.85	118.92	110.70
26	14	2542	A	O5'-P-OP2	-6.85	99.54	105.70
26	1H	1759	A	O5'-P-OP1	-6.84	99.54	105.70
26	1H	2077	A	O5'-P-OP1	-6.84	99.54	105.70
26	14	141	A	C5-N7-C8	-6.84	100.48	103.90
26	1H	746	A	O4'-C1'-N9	6.84	113.67	108.20
24	3K	34	U	P-O3'-C3'	6.84	127.91	119.70
26	1H	845	G	P-O3'-C3'	6.84	127.91	119.70
26	1H	2507	C	C6-N1-C2	-6.84	117.56	120.30
1	1G	1128	C	N1-C2-O2	6.84	123.00	118.90

*Continued on next page...*

*Continued from previous page...*

Mol	Chain	Res	Type	Atoms	Z	Observed(°)	Ideal(°)
26	14	530	G	C5-N7-C8	-6.84	100.88	104.30
26	1H	1340	U	C5-C6-N1	-6.83	119.28	122.70
26	1H	451	C	N1-C2-O2	-6.83	114.80	118.90
26	14	1992	G	C8-N9-C4	-6.83	103.67	106.40
26	1H	917	A	N1-C2-N3	6.83	132.72	129.30
26	1H	1129	A	O5'-P-OP2	-6.83	99.55	105.70
26	14	2689	U	P-O3'-C3'	6.83	127.89	119.70
26	14	581	C	N3-C4-N4	-6.83	113.22	118.00
26	14	1332	G	C4-C5-C6	6.83	122.90	118.80
26	1H	265	A	N1-C6-N6	6.83	122.69	118.60
26	14	744	G	O5'-P-OP2	-6.83	99.56	105.70
55	M5	50	LEU	CA-CB-CG	-6.83	99.60	115.30
26	1H	694	U	O5'-P-OP1	6.82	118.89	110.70
26	14	1992	G	P-O3'-C3'	6.82	127.89	119.70
26	14	1614	A	N1-C6-N6	6.82	122.69	118.60
26	1H	1781	C	C2-N3-C4	-6.82	116.49	119.90
26	14	1313	U	C6-N1-C2	-6.82	116.91	121.00
26	1H	1955	U	C5-C6-N1	-6.81	119.29	122.70
26	1H	1796	U	C5-C6-N1	-6.81	119.29	122.70
26	1H	2042	A	O5'-P-OP2	-6.81	99.57	105.70
26	1H	2665	A	N1-C2-N3	6.81	132.71	129.30
26	1H	1966	A	C4-C5-C6	-6.81	113.60	117.00
1	13	313	A	O5'-P-OP2	-6.81	99.57	105.70
26	1H	2584	U	N1-C2-O2	6.81	127.56	122.80
27	16	6	C	N1-C2-O2	-6.81	114.81	118.90
1	1G	428	G	N3-C4-N9	-6.81	121.92	126.00
26	1H	36	G	O5'-P-OP2	-6.80	99.58	105.70
55	Q8	47	LYS	N-CA-C	-6.80	92.64	111.00
26	1H	998	C	OP1-P-O3'	6.80	120.15	105.20
26	1H	52	A	O5'-P-OP1	-6.79	99.58	105.70
26	1H	1831	G	OP2-P-O3'	6.79	120.15	105.20
26	1H	1559	G	N3-C4-C5	6.79	132.00	128.60
26	1H	1798	U	N3-C4-C5	6.79	118.67	114.60
26	14	382	G	O5'-P-OP1	-6.79	99.59	105.70
26	14	933	A	N1-C6-N6	6.79	122.67	118.60
1	13	328	C	N1-C2-O2	6.79	122.97	118.90
26	1H	2428	G	C2-N3-C4	6.79	115.30	111.90
1	1G	690	G	O4'-C1'-N9	6.79	113.63	108.20
26	14	2392	A	C5-C6-N1	-6.79	114.31	117.70
26	1H	2401	U	C5-C4-O4	-6.79	121.83	125.90
1	13	1369	C	O5'-P-OP2	-6.78	99.59	105.70
25	4L	24	A	C8-N9-C4	-6.78	103.09	105.80

*Continued on next page...*

*Continued from previous page...*

Mol	Chain	Res	Type	Atoms	Z	Observed(°)	Ideal(°)
26	14	2575	C	C5-C4-N4	6.78	124.95	120.20
1	13	1519	A	C8-N9-C4	-6.78	103.09	105.80
26	1H	508	G	C4-C5-N7	6.78	113.51	110.80
26	14	1204	A	O4'-C1'-N9	6.78	113.62	108.20
26	14	2430	A	N3-C4-C5	6.78	131.54	126.80
26	14	1992	G	N1-C6-O6	-6.78	115.83	119.90
1	13	115	G	P-O3'-C3'	6.77	127.83	119.70
1	13	1498	U	P-O3'-C3'	6.77	127.82	119.70
26	1H	1355	G	N1-C6-O6	-6.77	115.84	119.90
26	1H	2417	C	O5'-P-OP2	-6.77	99.61	105.70
3	22	47	LEU	CA-CB-CG	6.77	130.87	115.30
26	1H	508	G	N7-C8-N9	6.77	116.48	113.10
26	14	2518	A	C5-C6-N6	-6.77	118.28	123.70
41	B8	13	ARG	N-CA-C	6.77	129.27	111.00
26	1H	639	U	C5-C4-O4	6.76	129.96	125.90
26	1H	915	C	N3-C2-O2	-6.76	117.16	121.90
26	1H	245	G	C6-C5-N7	-6.76	126.34	130.40
26	1H	1346	G	N1-C6-O6	-6.76	115.84	119.90
26	14	570	G	N3-C4-N9	6.76	130.06	126.00
26	1H	639	U	N3-C2-O2	-6.76	117.47	122.20
26	14	1899	G	C5-C6-N1	-6.76	108.12	111.50
34	69	68	LEU	CA-CB-CG	6.76	130.84	115.30
26	1H	632	A	O5'-P-OP2	6.76	118.81	110.70
26	14	1827	C	C6-N1-C2	-6.76	117.60	120.30
26	1H	2287	A	N3-C4-N9	-6.75	122.00	127.40
26	14	783	A	N3-C4-N9	-6.75	122.00	127.40
26	14	2518	A	N9-C4-C5	-6.75	103.10	105.80
26	1H	2354	G	C5-N7-C8	-6.75	100.92	104.30
26	1H	74	A	N3-C4-C5	6.75	131.52	126.80
26	1H	2330	G	C5-N7-C8	-6.75	100.93	104.30
26	14	2275	C	P-O3'-C3'	6.75	127.80	119.70
26	1H	1833	U	N3-C2-O2	-6.75	117.48	122.20
26	14	1992	G	N3-C4-C5	-6.75	125.23	128.60
26	1H	820	A	C6-N1-C2	6.74	122.65	118.60
26	14	71	A	C4-C5-N7	6.74	114.07	110.70
26	1H	2615	U	N1-C2-O2	6.74	127.52	122.80
26	1H	1021	A	N7-C8-N9	6.74	117.17	113.80
26	14	656	G	N1-C6-O6	6.74	123.94	119.90
26	14	74	A	N3-C4-N9	-6.73	122.02	127.40
26	14	2590	A	OP2-P-O3'	6.73	120.00	105.20
26	1H	2490	G	N3-C2-N2	6.73	124.61	119.90
1	1G	1498	U	P-O3'-C3'	6.73	127.77	119.70

*Continued on next page...*

*Continued from previous page...*

Mol	Chain	Res	Type	Atoms	Z	Observed(°)	Ideal(°)
1	13	1301	U	P-O3'-C3'	6.72	127.77	119.70
26	1H	1129	A	N1-C6-N6	-6.72	114.57	118.60
26	1H	2490	G	N9-C4-C5	-6.72	102.71	105.40
26	1H	404	C	P-O3'-C3'	6.72	127.76	119.70
26	1H	1632	A	C5-N7-C8	-6.71	100.54	103.90
1	13	523	A	N1-C6-N6	6.71	122.63	118.60
20	BI	72	LEU	CA-CB-CG	6.71	130.74	115.30
30	21	129	HIS	C-N-CA	-6.71	108.21	122.30
26	14	2430	A	C5-N7-C8	-6.71	100.55	103.90
26	1H	683	C	N3-C4-C5	6.71	124.58	121.90
26	1H	1379	A	C4-C5-N7	6.71	114.05	110.70
26	1H	766	C	C5-C6-N1	-6.70	117.65	121.00
26	1H	1634	A	OP2-P-O3'	6.70	119.95	105.20
26	1H	1698	A	N1-C2-N3	6.70	132.65	129.30
26	1H	2502	G	N7-C8-N9	6.70	116.45	113.10
26	1H	2827	C	C2-N1-C1'	6.70	126.17	118.80
1	1G	528	C	O4'-C1'-N1	6.70	113.56	108.20
26	1H	132	G	C5-C6-O6	6.70	132.62	128.60
26	1H	2253	G	C8-N9-C4	6.70	109.08	106.40
1	1G	974	A	O4'-C1'-N9	6.69	113.55	108.20
26	14	828	U	C5-C6-N1	-6.69	119.35	122.70
26	1H	621	A	N3-C4-C5	6.69	131.48	126.80
26	1H	938	G	N1-C6-O6	-6.69	115.89	119.90
26	1H	77	C	C5-C4-N4	-6.69	115.52	120.20
26	1H	1620	G	C4-C5-N7	-6.69	108.12	110.80
26	1H	952	G	C8-N9-C4	-6.69	103.72	106.40
26	1H	2699	C	C6-N1-C2	6.68	122.97	120.30
26	1H	210	C	C2-N3-C4	-6.68	116.56	119.90
1	1G	690	G	C4-C5-N7	6.68	113.47	110.80
26	1H	750	A	OP1-P-O3'	6.68	119.89	105.20
26	1H	71	A	C6-C5-N7	-6.67	127.63	132.30
26	1H	1300	U	O5'-P-OP1	6.67	118.71	110.70
26	1H	1308	A	N1-C2-N3	6.67	132.64	129.30
26	1H	2047	U	N3-C4-C5	6.67	118.60	114.60
26	14	265	A	N7-C8-N9	6.67	117.14	113.80
1	1G	1487	G	O5'-P-OP1	6.67	118.70	110.70
1	13	792	A	N7-C8-N9	6.67	117.13	113.80
26	1H	2299	G	N1-C6-O6	6.67	123.90	119.90
26	14	737	C	N1-C2-O2	-6.66	114.90	118.90
26	14	1989	G	N1-C2-N2	6.66	122.19	116.20
26	14	2256	G	O5'-P-OP2	-6.66	99.71	105.70
26	14	1698	A	N9-C4-C5	-6.66	103.14	105.80

*Continued on next page...*

*Continued from previous page...*

Mol	Chain	Res	Type	Atoms	Z	Observed(°)	Ideal(°)
26	14	1758	G	O5'-P-OP1	-6.66	99.71	105.70
26	14	2585	U	N1-C2-O2	6.65	127.46	122.80
1	13	422	C	P-O3'-C3'	6.65	127.68	119.70
1	13	1286	A	C8-N9-C4	-6.65	103.14	105.80
26	1H	530	G	C4-C5-N7	6.65	113.46	110.80
26	14	2280	G	OP1-P-O3'	6.65	119.83	105.20
26	1H	778	G	O5'-P-OP1	6.65	118.68	110.70
48	I8	10	THR	N-CA-C	-6.65	93.05	111.00
1	13	971	G	C4-C5-N7	-6.65	108.14	110.80
26	1H	2312	U	O5'-P-OP1	-6.64	99.72	105.70
23	2L	17	C	N3-C2-O2	-6.64	117.25	121.90
26	14	944	G	OP1-P-OP2	6.64	129.57	119.60
26	1H	1142(A)	A	N3-C4-C5	6.64	131.45	126.80
50	G5	10	LEU	CA-CB-CG	6.64	130.57	115.30
26	1H	1332	G	O4'-C1'-N9	-6.64	102.89	108.20
1	1G	1449	C	C2-N1-C1'	6.64	126.10	118.80
26	1H	620	G	O5'-P-OP2	-6.63	99.73	105.70
26	1H	733	G	N9-C4-C5	-6.63	102.75	105.40
26	14	2392	A	N7-C8-N9	6.63	117.11	113.80
26	1H	762	U	C6-N1-C1'	-6.63	111.92	121.20
1	13	578	C	O5'-P-OP1	-6.62	99.74	105.70
26	1H	576	U	C6-N1-C2	-6.62	117.03	121.00
26	1H	2277	G	C4-C5-N7	-6.62	108.15	110.80
26	1H	1210	A	N1-C6-N6	6.62	122.57	118.60
26	14	265	A	N1-C6-N6	6.62	122.57	118.60
26	14	2287	A	N3-C4-N9	-6.62	122.11	127.40
1	13	1464	G	C5-C6-O6	-6.62	124.63	128.60
26	1H	2454	G	N3-C2-N2	6.62	124.53	119.90
26	14	123	G	N1-C6-O6	6.61	123.87	119.90
46	G8	81	LYS	C-N-CD	-6.61	106.06	120.60
26	14	2440	C	O5'-P-OP1	-6.61	99.75	105.70
26	1H	491	G	O5'-P-OP1	-6.61	99.75	105.70
26	1H	754	C	C2-N3-C4	-6.61	116.60	119.90
26	1H	530	G	C5-N7-C8	-6.61	101.00	104.30
26	1H	1835	G	O5'-P-OP1	-6.61	99.75	105.70
26	1H	2073	C	N1-C2-O2	-6.61	114.94	118.90
1	1G	20	U	O5'-P-OP2	-6.61	99.75	105.70
26	14	2427	C	O5'-P-OP2	6.61	118.63	110.70
26	14	2286	A	N1-C6-N6	6.61	122.56	118.60
26	1H	825	C	C6-N1-C2	6.60	122.94	120.30
26	1H	1835	G	C8-N9-C4	-6.60	103.76	106.40
26	1H	1989	G	N3-C2-N2	-6.60	115.28	119.90

*Continued on next page...*

*Continued from previous page...*

Mol	Chain	Res	Type	Atoms	Z	Observed(°)	Ideal(°)
26	14	2386	C	C6-N1-C2	6.60	122.94	120.30
26	14	195	A	N1-C6-N6	6.59	122.56	118.60
26	1H	1817	G	O5'-P-OP2	-6.59	99.77	105.70
26	1H	2380	C	C2-N3-C4	-6.59	116.61	119.90
1	13	792	A	N9-C1'-C2'	6.59	122.56	114.00
26	1H	862	G	N3-C4-C5	-6.58	125.31	128.60
26	1H	1786	A	C4-N9-C1'	6.58	138.15	126.30
26	14	2712	U	N3-C4-O4	-6.58	114.79	119.40
26	1H	1950	G	N3-C2-N2	6.58	124.51	119.90
1	1G	1286	A	C8-N9-C4	-6.58	103.17	105.80
26	1H	464	U	N3-C2-O2	-6.58	117.60	122.20
26	14	1644	C	C6-N1-C2	-6.58	117.67	120.30
26	14	2252	G	C8-N9-C4	6.57	109.03	106.40
26	1H	2712	U	C5-C6-N1	-6.57	119.42	122.70
26	14	775	G	N3-C2-N2	6.57	124.50	119.90
26	14	2598	A	N9-C4-C5	-6.57	103.17	105.80
26	1H	2503	A	O5'-P-OP1	6.57	118.58	110.70
26	14	2464	C	C6-N1-C2	6.57	122.93	120.30
26	1H	1798	U	N3-C4-O4	-6.56	114.81	119.40
1	13	827	U	N3-C2-O2	-6.56	117.61	122.20
26	1H	946	G	N3-C4-C5	6.56	131.88	128.60
26	1H	994	C	N1-C2-O2	-6.56	114.96	118.90
26	1H	1210	A	C8-N9-C4	-6.56	103.17	105.80
26	1H	617	G	O5'-P-OP1	6.56	118.57	110.70
26	1H	1621	U	N3-C2-O2	6.56	126.79	122.20
26	1H	1639	U	N3-C4-O4	-6.56	114.81	119.40
26	14	2335	A	O4'-C1'-N9	6.55	113.44	108.20
26	1H	458	G	O4'-C1'-N9	6.55	113.44	108.20
1	13	1366	C	O5'-P-OP1	-6.55	99.80	105.70
26	1H	917	A	O5'-P-OP1	-6.55	99.80	105.70
26	14	2501	C	C5-C6-N1	-6.55	117.72	121.00
26	1H	1564	C	N3-C4-N4	-6.55	113.42	118.00
26	1H	2452	C	N1-C2-O2	-6.55	114.97	118.90
26	1H	1404	C	OP1-P-OP2	6.54	129.42	119.60
26	1H	2689	U	N3-C2-O2	-6.54	117.62	122.20
14	5A	28	GLY	N-CA-C	6.54	129.46	113.10
26	1H	860	U	C5-C6-N1	-6.54	119.43	122.70
26	1H	1969	A	C8-N9-C4	6.54	108.42	105.80
26	14	71	A	N1-C6-N6	6.54	122.52	118.60
26	1H	2298	A	O5'-P-OP2	-6.54	99.81	105.70
26	1H	2311	A	N7-C8-N9	6.54	117.07	113.80
26	1H	915	C	N1-C2-O2	6.54	122.82	118.90

*Continued on next page...*

*Continued from previous page...*

Mol	Chain	Res	Type	Atoms	Z	Observed(°)	Ideal(°)
26	1H	1496	A	N1-C6-N6	6.54	122.52	118.60
26	1H	1604	C	O5'-P-OP1	-6.54	99.81	105.70
24	3L	76	A	C4-C5-N7	6.54	113.97	110.70
26	1H	1192	G	O5'-P-OP2	-6.54	99.82	105.70
1	13	697	U	C5-C4-O4	-6.53	121.98	125.90
1	13	913	A	P-O3'-C3'	6.53	127.54	119.70
26	1H	2544	G	C5-C6-O6	-6.53	124.68	128.60
26	14	1313	U	N1-C2-N3	6.53	118.82	114.90
26	14	1332	G	C8-N9-C4	-6.53	103.79	106.40
1	13	1502	A	N1-C6-N6	6.53	122.52	118.60
26	14	774	A	C5-N7-C8	-6.53	100.64	103.90
26	14	1950	G	O4'-C1'-N9	6.53	113.42	108.20
26	1H	679	C	C6-N1-C2	6.53	122.91	120.30
26	1H	1931	U	N3-C4-O4	-6.53	114.83	119.40
26	14	704	G	N3-C2-N2	-6.53	115.33	119.90
26	14	1763	G	O5'-P-OP2	-6.53	99.82	105.70
26	1H	999	U	OP1-P-OP2	-6.53	109.81	119.60
26	1H	1891	G	N1-C6-O6	6.53	123.82	119.90
26	1H	2040	C	O5'-P-OP1	-6.53	99.83	105.70
26	1H	381	G	OP1-P-O3'	6.52	119.55	105.20
26	14	954	G	N9-C4-C5	6.52	108.01	105.40
23	2L	41	C	O5'-P-OP1	-6.52	99.83	105.70
26	14	621	A	C5-N7-C8	-6.52	100.64	103.90
26	1H	951	C	C5-C4-N4	6.52	124.76	120.20
26	14	2594	C	O5'-P-OP2	-6.52	99.83	105.70
26	1H	74	A	C5-N7-C8	-6.52	100.64	103.90
26	1H	237	C	C6-N1-C2	6.51	122.91	120.30
26	1H	2557	G	N9-C4-C5	6.51	108.00	105.40
26	1H	576	U	C4-C5-C6	6.51	123.61	119.70
33	51	171	LEU	C-N-CA	6.51	137.98	121.70
42	C8	92	ARG	NE-CZ-NH2	-6.51	117.04	120.30
26	14	2873	A	C8-N9-C4	-6.51	103.20	105.80
26	1H	822	U	C6-N1-C2	-6.51	117.09	121.00
26	14	1950	G	C8-N9-C4	-6.51	103.80	106.40
26	1H	865	C	C6-N1-C2	6.50	122.90	120.30
26	14	1757	U	C5-C6-N1	-6.50	119.45	122.70
26	14	675	A	C8-N9-C4	6.50	108.40	105.80
26	1H	702	G	O5'-P-OP2	-6.50	99.85	105.70
26	1H	1616	A	C5-C6-N6	-6.50	118.50	123.70
23	2L	17	C	C2-N1-C1'	6.50	125.95	118.80
26	14	1771	C	N1-C2-O2	-6.50	115.00	118.90
26	14	2058	A	O5'-P-OP2	-6.50	99.85	105.70

*Continued on next page...*

*Continued from previous page...*

Mol	Chain	Res	Type	Atoms	Z	Observed(°)	Ideal(°)
1	1G	1314	C	C6-N1-C2	-6.50	117.70	120.30
26	1H	1784	A	O5'-P-OP1	6.50	118.49	110.70
26	1H	676	A	C5-C6-N1	-6.49	114.45	117.70
26	1H	2567	G	O5'-P-OP1	-6.49	99.86	105.70
26	1H	1900	A	O5'-P-OP2	-6.49	99.86	105.70
26	1H	760	G	N1-C6-O6	6.49	123.79	119.90
26	1H	1695	G	O5'-P-OP1	-6.49	99.86	105.70
26	14	2424	C	C6-N1-C2	6.49	122.90	120.30
34	69	131	LYS	C-N-CD	-6.49	106.33	120.60
26	1H	2023	G	C6-C5-N7	-6.49	126.51	130.40
26	1H	677	A	C4-C5-C6	6.48	120.24	117.00
26	14	1585	C	N3-C2-O2	-6.48	117.36	121.90
26	1H	2600	A	O5'-P-OP2	-6.48	99.87	105.70
26	14	265	A	C5-N7-C8	-6.48	100.66	103.90
1	13	974	A	C6-C5-N7	-6.47	127.77	132.30
26	1H	1241	A	N1-C2-N3	6.47	132.54	129.30
26	1H	2287	A	N1-C2-N3	6.47	132.54	129.30
26	1H	1272	A	O5'-P-OP2	-6.47	99.88	105.70
26	14	2838	G	O5'-P-OP1	-6.47	99.88	105.70
26	1H	383	U	C5-C6-N1	-6.46	119.47	122.70
26	1H	917	A	C5-C6-N1	-6.46	114.47	117.70
54	P8	33	ARG	NE-CZ-NH1	-6.46	117.07	120.30
26	1H	1973	G	N1-C6-O6	-6.46	116.03	119.90
26	1H	74	A	N3-C4-N9	-6.46	122.23	127.40
26	14	675	A	N9-C4-C5	-6.46	103.22	105.80
26	14	1544	C	N1-C2-O2	6.46	122.77	118.90
1	13	827	U	C2-N1-C1'	6.45	125.44	117.70
26	1H	1558	A	P-O3'-C3'	6.45	127.44	119.70
26	14	49	A	O5'-P-OP2	-6.45	99.89	105.70
26	14	954	G	C4-C5-N7	-6.45	108.22	110.80
26	14	2779	U	N3-C2-O2	-6.45	117.68	122.20
24	3K	72	C	C5-C6-N1	6.45	124.22	121.00
26	1H	122	G	C6-N1-C2	-6.45	121.23	125.10
26	1H	1804	C	OP1-P-OP2	-6.45	109.93	119.60
26	1H	1962	C	C6-N1-C2	-6.45	117.72	120.30
26	14	843	G	O5'-P-OP2	-6.45	99.90	105.70
26	1H	2035	G	N3-C4-N9	-6.44	122.13	126.00
20	BI	10	LEU	CA-CB-CG	6.44	130.12	115.30
26	1H	1806	C	O5'-P-OP2	-6.44	99.91	105.70
26	1H	2401	U	C5-C6-N1	6.44	125.92	122.70
26	14	1349	A	N1-C6-N6	6.44	122.46	118.60
26	14	2253	G	C5-C6-O6	-6.44	124.74	128.60

*Continued on next page...*



*Continued from previous page...*

Mol	Chain	Res	Type	Atoms	Z	Observed(°)	Ideal(°)
26	1H	928	G	N1-C6-O6	6.43	123.76	119.90
26	1H	2598	A	N1-C6-N6	6.43	122.46	118.60
22	1K	76	A	C5-N7-C8	-6.43	100.68	103.90
26	1H	906	G	N1-C6-O6	-6.43	116.04	119.90
26	1H	1678	G	N1-C6-O6	6.43	123.76	119.90
1	1G	1157	A	P-O3'-C3'	6.43	127.42	119.70
26	14	2585	U	OP1-P-O3'	6.43	119.35	105.20
26	1H	2451	A	N1-C6-N6	-6.43	114.74	118.60
26	14	1299	G	O5'-P-OP2	6.43	118.42	110.70
26	14	510	C	O5'-P-OP2	-6.43	99.92	105.70
26	1H	508	G	N3-C4-N9	6.43	129.86	126.00
26	14	2346	A	C5-N7-C8	-6.43	100.69	103.90
26	1H	144	C	C5-C6-N1	-6.42	117.79	121.00
26	1H	1950	G	C6-N1-C2	6.42	128.96	125.10
24	3L	76	A	C2-N3-C4	-6.42	107.39	110.60
26	1H	1973	G	N3-C2-N2	6.42	124.39	119.90
26	1H	1912	A	O4'-C1'-N9	6.42	113.33	108.20
26	1H	2311	A	C5-N7-C8	-6.42	100.69	103.90
26	14	1830	C	C5-C4-N4	-6.42	115.71	120.20
26	14	2324	C	C6-N1-C2	6.42	122.87	120.30
26	14	467	G	O5'-P-OP2	-6.41	99.93	105.70
26	14	2598	A	N1-C6-N6	6.41	122.45	118.60
26	1H	860	U	N3-C2-O2	-6.41	117.71	122.20
26	1H	1966	A	N1-C2-N3	-6.41	126.09	129.30
26	14	1927	A	O5'-P-OP2	-6.41	99.93	105.70
26	14	2585	U	C2-N1-C1'	6.41	125.39	117.70
26	14	2688	U	N1-C2-N3	6.41	118.75	114.90
43	D8	35	LEU	CA-CB-CG	6.41	130.04	115.30
26	1H	1998	G	N7-C8-N9	-6.41	109.90	113.10
26	1H	955	C	O5'-P-OP2	-6.41	99.94	105.70
26	1H	1778	U	O5'-P-OP1	-6.41	99.94	105.70
26	14	2713	A	N1-C6-N6	6.41	122.44	118.60
26	1H	783	A	N1-C2-N3	6.40	132.50	129.30
26	1H	1559	G	C5-N7-C8	-6.40	101.10	104.30
31	31	176	LEU	CA-CB-CG	6.40	130.02	115.30
26	14	2448	A	N1-C6-N6	6.40	122.44	118.60
26	14	2682	U	O5'-P-OP2	-6.40	99.94	105.70
27	16	5	C	C2-N3-C4	-6.40	116.70	119.90
26	1H	1332	G	N3-C4-C5	6.40	131.80	128.60
26	14	2392	A	C2-N3-C4	-6.39	107.40	110.60
26	14	2598	A	OP2-P-O3'	6.39	119.27	105.20
26	14	933	A	C4-C5-N7	6.39	113.90	110.70

*Continued on next page...*

*Continued from previous page...*

Mol	Chain	Res	Type	Atoms	Z	Observed(°)	Ideal(°)
26	1H	836	G	N1-C6-O6	-6.39	116.07	119.90
26	1H	2591	C	C5-C4-N4	-6.39	115.73	120.20
26	14	1825	A	O5'-P-OP2	-6.39	99.95	105.70
26	1H	1282	U	N1-C2-O2	-6.38	118.33	122.80
26	14	1827	C	N3-C2-O2	-6.38	117.43	121.90
1	13	902	G	N9-C4-C5	6.38	107.95	105.40
22	1K	49	G	C4-N9-C1'	-6.38	118.21	126.50
26	14	1616	A	O4'-C1'-N9	6.38	113.30	108.20
26	1H	207	A	N1-C6-N6	6.38	122.43	118.60
26	1H	2358	G	C6-N1-C2	-6.38	121.27	125.10
26	14	1254	A	C8-N9-C4	-6.38	103.25	105.80
1	13	872	A	O4'-C1'-N9	6.38	113.30	108.20
26	1H	2627	G	N1-C6-O6	6.38	123.73	119.90
26	1H	2706	G	N1-C6-O6	-6.38	116.08	119.90
26	14	1295	C	OP2-P-O3'	6.38	119.23	105.20
26	1H	1593	G	C8-N9-C4	-6.38	103.85	106.40
27	16	60	C	C5-C6-N1	6.38	124.19	121.00
26	1H	2056	G	N1-C6-O6	-6.37	116.08	119.90
26	1H	2392	A	C6-C5-N7	-6.37	127.84	132.30
24	3K	76	A	C6-C5-N7	-6.37	127.84	132.30
26	14	1589	C	O5'-P-OP2	6.37	118.34	110.70
26	1H	2445	G	N1-C6-O6	-6.37	116.08	119.90
26	1H	1973	G	N1-C2-N2	-6.37	110.47	116.20
1	13	932	C	O5'-P-OP1	6.37	118.34	110.70
26	1H	2068	U	C5-C4-O4	6.37	129.72	125.90
1	1G	1358	U	N3-C4-O4	6.37	123.86	119.40
26	1H	1616	A	C8-N9-C4	-6.36	103.25	105.80
26	1H	1888	G	C8-N9-C1'	-6.36	118.73	127.00
26	14	974(A)	C	N1-C2-O2	6.36	122.72	118.90
26	1H	1572	A	C2-N3-C4	-6.36	107.42	110.60
26	1H	917	A	C4-C5-N7	6.36	113.88	110.70
26	1H	1210	A	O5'-P-OP1	6.36	118.33	110.70
26	1H	1147	C	O5'-P-OP2	-6.36	99.98	105.70
26	14	1496	A	C4-C5-N7	6.35	113.88	110.70
26	14	528	A	N3-C4-C5	6.35	131.25	126.80
26	1H	917	A	C8-N9-C4	-6.35	103.26	105.80
26	14	1313	U	C2-N1-C1'	6.35	125.32	117.70
26	14	982	C	C5-C6-N1	6.35	124.17	121.00
26	14	1325	G	C5-C6-O6	-6.35	124.79	128.60
26	1H	1605	C	O5'-P-OP1	-6.34	99.99	105.70
26	1H	470	A	C5-N7-C8	-6.34	100.73	103.90
26	1H	2346	A	C4-C5-C6	6.34	120.17	117.00

*Continued on next page...*

*Continued from previous page...*

Mol	Chain	Res	Type	Atoms	Z	Observed(°)	Ideal(°)
26	14	1989	G	O5'-P-OP2	-6.34	99.99	105.70
26	14	2029	G	N3-C2-N2	-6.34	115.46	119.90
1	13	690	G	C2-N3-C4	-6.34	108.73	111.90
26	1H	12	U	N3-C2-O2	-6.34	117.76	122.20
26	14	445	C	O5'-P-OP1	-6.34	100.00	105.70
26	14	1610	A	N9-C4-C5	-6.34	103.27	105.80
26	1H	446	G	C5-C6-O6	-6.33	124.80	128.60
26	14	2243	U	C5-C4-O4	-6.33	122.10	125.90
27	1J	30	C	C6-N1-C2	-6.33	117.77	120.30
1	13	585	G	C8-N9-C4	6.33	108.93	106.40
26	1H	1021	A	C5-C6-N1	-6.33	114.54	117.70
37	78	116	GLY	N-CA-C	6.33	128.92	113.10
26	1H	49	A	N1-C6-N6	6.33	122.40	118.60
26	1H	1823	G	N1-C6-O6	-6.33	116.10	119.90
26	1H	786	C	O5'-P-OP2	6.33	118.29	110.70
26	1H	1284	A	O5'-P-OP2	-6.33	100.01	105.70
26	14	1543	A	O5'-P-OP1	6.33	118.29	110.70
26	1H	674	G	N9-C4-C5	-6.32	102.87	105.40
26	1H	1203	G	N1-C6-O6	-6.32	116.11	119.90
1	13	910	C	C6-N1-C2	6.32	122.83	120.30
24	3K	76	A	O4'-C1'-N9	6.32	113.25	108.20
26	1H	673	C	C5-C4-N4	-6.32	115.78	120.20
26	1H	859	G	N3-C4-C5	6.32	131.76	128.60
26	14	1314	C	C2-N1-C1'	6.31	125.75	118.80
26	14	2297	C	O5'-P-OP1	-6.31	100.02	105.70
1	1G	1301	U	C2-N1-C1'	6.31	125.27	117.70
26	14	2032	G	N7-C8-N9	-6.31	109.95	113.10
26	1H	1342	A	N1-C6-N6	6.30	122.38	118.60
26	1H	1790	C	N3-C4-C5	6.30	124.42	121.90
26	14	1702	G	N9-C4-C5	-6.30	102.88	105.40
26	1H	1698	A	O4'-C1'-N9	6.30	113.24	108.20
26	1H	1970	A	O4'-C1'-N9	-6.30	103.16	108.20
26	14	74	A	N1-C6-N6	6.30	122.38	118.60
26	1H	1776	G	OP1-P-O3'	6.30	119.05	105.20
43	D8	38	LEU	CA-CB-CG	6.30	129.78	115.30
1	1G	913	A	P-O3'-C3'	6.30	127.25	119.70
26	14	574	C	N3-C4-N4	-6.30	113.59	118.00
26	1H	117	G	O5'-P-OP1	6.29	118.25	110.70
4	3E	174	LEU	CA-CB-CG	6.29	129.77	115.30
26	1H	825	C	N3-C4-N4	6.29	122.41	118.00
26	1H	1786	A	C5-C6-N1	-6.29	114.55	117.70
26	14	1391	U	O5'-P-OP2	6.29	118.25	110.70

*Continued on next page...*

*Continued from previous page...*

Mol	Chain	Res	Type	Atoms	Z	Observed(°)	Ideal(°)
26	14	2498	C	O5'-P-OP1	6.29	118.25	110.70
1	13	1426	C	N3-C4-C5	-6.29	119.38	121.90
26	1H	806	C	N3-C4-C5	6.29	124.42	121.90
26	14	2392	A	C8-N9-C4	-6.29	103.29	105.80
26	1H	1632	A	C5-C6-N6	-6.28	118.67	123.70
26	1H	2275	C	OP1-P-O3'	6.28	119.03	105.20
26	14	1417	C	C5-C6-N1	6.28	124.14	121.00
26	1H	1899	G	N7-C8-N9	6.28	116.24	113.10
26	1H	145	G	C8-N9-C4	6.28	108.91	106.40
26	1H	1303	G	N1-C2-N2	-6.28	110.55	116.20
26	14	2286	A	N7-C8-N9	6.28	116.94	113.80
26	1H	733	G	N3-C4-N9	6.28	129.76	126.00
26	14	184	C	C6-N1-C2	6.28	122.81	120.30
26	14	2490	G	C4-C5-N7	6.28	113.31	110.80
22	1K	48	C	C6-N1-C2	-6.27	117.79	120.30
25	4K	12	A	C2-N3-C4	6.27	113.74	110.60
26	14	1359	A	C8-N9-C4	6.27	108.31	105.80
26	1H	198	C	N3-C4-C5	6.27	124.41	121.90
26	14	728	G	N3-C4-N9	6.27	129.76	126.00
26	1H	380	U	N3-C4-O4	-6.27	115.01	119.40
26	1H	799	G	C8-N9-C4	6.27	108.91	106.40
26	1H	2395	C	C5-C4-N4	-6.27	115.81	120.20
26	14	1925	C	N1-C2-O2	-6.26	115.14	118.90
26	1H	429	A	O5'-P-OP1	-6.26	100.06	105.70
26	1H	1929	G	O5'-P-OP2	-6.26	100.06	105.70
26	14	907	U	OP2-P-O3'	6.26	118.98	105.20
26	1H	1698	A	N1-C6-N6	6.26	122.36	118.60
26	14	444	C	N1-C2-O2	-6.26	115.14	118.90
26	14	1496	A	N1-C6-N6	6.26	122.36	118.60
26	1H	952	G	N7-C8-N9	6.26	116.23	113.10
26	1H	1374	G	O5'-P-OP2	6.26	118.21	110.70
1	13	817	C	C5-C4-N4	-6.25	115.82	120.20
26	14	1899	G	N7-C8-N9	6.25	116.23	113.10
1	13	125	U	N3-C4-C5	-6.25	110.85	114.60
26	14	1939	U	N3-C4-O4	-6.25	115.02	119.40
26	14	2307	G	N7-C8-N9	6.25	116.23	113.10
26	1H	1781	C	N1-C2-O2	-6.25	115.15	118.90
1	1G	1370	G	N1-C6-O6	6.25	123.65	119.90
26	1H	906	G	C6-C5-N7	6.25	134.15	130.40
27	16	115	G	C5-N7-C8	-6.25	101.17	104.30
1	1G	337	C	C6-N1-C2	-6.25	117.80	120.30
1	1G	1322	C	C2-N1-C1'	6.25	125.67	118.80

*Continued on next page...*

*Continued from previous page...*

Mol	Chain	Res	Type	Atoms	Z	Observed(°)	Ideal(°)
26	1H	2509	G	N1-C6-O6	-6.25	116.15	119.90
1	13	328	C	N3-C2-O2	-6.25	117.53	121.90
54	P8	23	ARG	NE-CZ-NH2	-6.24	117.18	120.30
18	9A	31	LEU	CA-CB-CG	6.24	129.65	115.30
26	14	707	G	N3-C2-N2	-6.24	115.53	119.90
23	2L	21	U	C6-N1-C2	-6.24	117.26	121.00
26	1H	508	G	C8-N9-C1'	-6.24	118.89	127.00
26	14	1928	A	OP1-P-OP2	6.24	128.96	119.60
26	1H	405	U	N3-C2-O2	-6.23	117.84	122.20
23	2K	9	G	C2-N3-C4	6.23	115.02	111.90
26	1H	270(G)	C	N3-C4-C5	-6.23	119.41	121.90
26	1H	951	C	N1-C2-O2	6.23	122.64	118.90
1	1G	108	G	C4-C5-N7	6.23	113.29	110.80
26	14	1678	G	C6-C5-N7	-6.23	126.66	130.40
26	14	2301	C	C6-N1-C2	-6.23	117.81	120.30
26	1H	1260	G	C5-C6-O6	6.23	132.34	128.60
38	88	79	LEU	CA-CB-CG	6.23	129.63	115.30
26	14	2490	G	C8-N9-C4	-6.23	103.91	106.40
1	13	1464	G	N1-C6-O6	6.23	123.64	119.90
26	1H	1616	A	C6-C5-N7	-6.23	127.94	132.30
26	1H	1942	C	C5-C6-N1	6.23	124.11	121.00
26	1H	1899	G	O4'-C1'-N9	6.22	113.18	108.20
26	1H	2518	A	C4-C5-N7	6.22	113.81	110.70
26	14	1633	G	C8-N9-C4	-6.22	103.91	106.40
26	14	1616	A	C6-C5-N7	-6.22	127.94	132.30
26	1H	138	G	C5-C6-N1	6.22	114.61	111.50
26	1H	2331	G	N1-C6-O6	6.22	123.63	119.90
26	14	1695	G	N3-C4-N9	6.22	129.73	126.00
26	1H	121	G	N3-C4-C5	-6.22	125.49	128.60
26	1H	1312	U	O5'-P-OP2	6.22	118.16	110.70
26	14	704	G	N1-C6-O6	6.21	123.63	119.90
26	1H	2287	A	C6-N1-C2	6.21	122.33	118.60
26	1H	2346	A	C4-N9-C1'	6.21	137.48	126.30
26	1H	2712	U	O4'-C1'-N1	6.21	113.17	108.20
26	1H	2751	G	N3-C4-C5	6.21	131.71	128.60
26	14	1678	G	C4-C5-N7	6.21	113.28	110.80
24	3L	76	A	N7-C8-N9	6.21	116.90	113.80
1	13	770	C	O5'-P-OP2	6.21	118.15	110.70
26	1H	621	A	O4'-C1'-N9	6.21	113.16	108.20
26	14	140	A	C4-C5-N7	6.21	113.80	110.70
32	49	2	PRO	N-CA-CB	6.21	110.75	103.30
26	1H	1970	A	OP2-P-O3'	6.20	118.84	105.20

*Continued on next page...*

*Continued from previous page...*

Mol	Chain	Res	Type	Atoms	Z	Observed(°)	Ideal(°)
26	1H	1981	A	C5-C6-N6	-6.20	118.74	123.70
26	14	2426	A	N1-C6-N6	6.20	122.32	118.60
26	1H	576	U	N1-C2-O2	6.20	127.14	122.80
26	1H	2579	C	C5-C6-N1	-6.20	117.90	121.00
26	14	312	G	O5'-P-OP1	-6.20	100.12	105.70
22	1K	49	G	O4'-C1'-N9	6.20	113.16	108.20
26	1H	2598	A	OP2-P-O3'	6.20	118.84	105.20
27	16	13	A	OP1-P-OP2	6.20	128.90	119.60
1	1G	1446	A	O4'-C1'-N9	6.20	113.16	108.20
26	1H	2490	G	O4'-C1'-N9	6.20	113.16	108.20
26	1H	2251	G	C4-C5-N7	-6.20	108.32	110.80
26	1H	2430	A	C5-N7-C8	-6.20	100.80	103.90
26	14	1304	C	N3-C2-O2	-6.19	117.57	121.90
26	14	1329	U	N1-C2-N3	6.19	118.61	114.90
26	1H	630	G	C4-N9-C1'	-6.19	118.45	126.50
26	1H	1799	G	N3-C2-N2	6.19	124.23	119.90
26	14	1210	A	C5-N7-C8	-6.19	100.81	103.90
27	1J	44	G	N7-C8-N9	-6.19	110.01	113.10
26	1H	1660	C	O5'-P-OP2	-6.19	100.13	105.70
26	1H	1416	G	O4'-C1'-N9	6.18	113.15	108.20
47	D5	4	ARG	NE-CZ-NH1	6.18	123.39	120.30
26	1H	752	A	N1-C6-N6	6.18	122.31	118.60
26	1H	2256	G	C5-C6-O6	6.18	132.31	128.60
1	13	834	C	O5'-P-OP2	-6.18	100.14	105.70
26	1H	1489	U	N3-C2-O2	-6.18	117.87	122.20
26	1H	1602	U	N1-C2-N3	6.18	118.61	114.90
26	14	459	U	N3-C2-O2	-6.18	117.87	122.20
26	1H	836	G	C8-N9-C4	-6.18	103.93	106.40
1	13	990	C	C6-N1-C2	-6.18	117.83	120.30
26	14	2873	A	C4-N9-C1'	6.18	137.42	126.30
26	14	395	U	O4'-C1'-N1	6.17	113.14	108.20
26	14	775	G	N9-C4-C5	-6.17	102.93	105.40
26	14	1830	C	N3-C4-C5	6.17	124.37	121.90
26	1H	1905	C	N1-C2-O2	6.17	122.60	118.90
27	16	41	U	C5-C6-N1	-6.17	119.61	122.70
26	1H	822	U	C5-C6-N1	6.17	125.79	122.70
26	14	80	G	O5'-P-OP1	-6.17	100.15	105.70
26	1H	1636	C	OP1-P-O3'	6.17	118.76	105.20
19	AA	16	LEU	CA-CB-CG	6.17	129.48	115.30
26	1H	930	U	N3-C2-O2	-6.17	117.89	122.20
26	1H	966	G	N3-C2-N2	6.17	124.22	119.90
26	1H	1332	G	C5-C6-N1	-6.16	108.42	111.50

*Continued on next page...*

*Continued from previous page...*

Mol	Chain	Res	Type	Atoms	Z	Observed(°)	Ideal(°)
26	1H	2502	G	C5-C6-N1	6.16	114.58	111.50
26	14	801	G	N1-C6-O6	-6.16	116.20	119.90
1	1G	1227	A	C8-N9-C4	-6.16	103.34	105.80
27	1J	81	G	C4-C5-N7	6.16	113.26	110.80
26	1H	1142(A)	A	C5-C6-N1	-6.16	114.62	117.70
27	1J	47	C	C6-N1-C2	6.15	122.76	120.30
26	1H	2035	G	C4-N9-C1'	-6.15	118.50	126.50
26	1H	2226	C	C6-N1-C2	6.15	122.76	120.30
26	1H	917	A	N7-C8-N9	6.15	116.88	113.80
26	1H	2064	C	N3-C4-N4	-6.15	113.69	118.00
26	1H	2232	U	C5-C4-O4	6.15	129.59	125.90
26	1H	2688	U	C4-C5-C6	6.15	123.39	119.70
26	1H	2586	C	OP1-P-O3'	6.15	118.73	105.20
1	1G	1358	U	N3-C2-O2	-6.15	117.90	122.20
26	14	727	A	O5'-P-OP1	-6.15	100.17	105.70
22	1K	49	G	C8-N9-C1'	6.15	134.99	127.00
26	1H	783	A	O5'-P-OP2	-6.14	100.17	105.70
26	1H	2595	G	N3-C4-C5	6.14	131.67	128.60
1	13	1502	A	N7-C8-N9	6.14	116.87	113.80
1	1G	428	G	C8-N9-C1'	6.14	134.98	127.00
1	13	1240	U	O4'-C1'-N1	6.14	113.11	108.20
1	13	1498	U	N1-C2-N3	6.14	118.58	114.90
26	1H	1824	G	O5'-P-OP2	-6.14	100.18	105.70
26	1H	2442	C	C2-N3-C4	-6.14	116.83	119.90
26	1H	2707	G	N3-C2-N2	-6.14	115.60	119.90
1	1G	300	A	C2-N3-C4	-6.13	107.53	110.60
24	3L	76	A	O4'-C1'-N9	6.13	113.11	108.20
26	14	1776	G	N3-C4-N9	6.13	129.68	126.00
26	1H	258	G	C5-C6-O6	6.13	132.28	128.60
26	1H	793	A	C5-C6-N6	-6.13	118.79	123.70
26	1H	686	G	N9-C4-C5	-6.13	102.95	105.40
26	1H	1617	C	O5'-P-OP1	-6.13	100.18	105.70
1	13	858	G	N3-C4-C5	-6.13	125.54	128.60
26	14	2346	A	N1-C6-N6	6.13	122.28	118.60
1	13	561	U	O5'-P-OP2	6.12	118.05	110.70
26	14	476	G	O5'-P-OP2	-6.12	100.19	105.70
26	14	1902	C	N3-C4-C5	6.12	124.35	121.90
26	1H	77	C	N3-C4-N4	6.12	122.28	118.00
26	14	2681	C	C5-C6-N1	-6.12	117.94	121.00
26	1H	845	G	OP1-P-O3'	6.12	118.66	105.20
26	1H	1621	U	N1-C2-O2	-6.12	118.52	122.80
26	14	1678	G	N3-C4-N9	-6.12	122.33	126.00

*Continued on next page...*

*Continued from previous page...*

Mol	Chain	Res	Type	Atoms	Z	Observed(°)	Ideal(°)
26	14	528	A	C5-N7-C8	-6.12	100.84	103.90
26	14	2681	C	N3-C4-N4	-6.12	113.72	118.00
26	14	2446	G	N1-C6-O6	-6.12	116.23	119.90
26	14	250	G	N3-C4-C5	-6.12	125.54	128.60
26	14	783	A	N1-C2-N3	6.11	132.36	129.30
22	1K	50	G	O5'-P-OP1	-6.11	100.20	105.70
26	1H	2035	G	C8-N9-C1'	6.11	134.95	127.00
26	1H	204	A	C2-N3-C4	6.11	113.66	110.60
26	1H	1225	C	C6-N1-C2	6.11	122.74	120.30
1	1G	1299	A	C4-N9-C1'	6.11	137.30	126.30
26	14	1266	G	C8-N9-C4	6.11	108.84	106.40
26	14	1639	U	O5'-P-OP1	6.11	118.03	110.70
26	1H	1984	G	C5-N7-C8	6.11	107.35	104.30
26	14	1011	G	C8-N9-C1'	6.11	134.94	127.00
26	1H	1241	A	C5-N7-C8	-6.11	100.85	103.90
26	1H	830	G	C8-N9-C4	-6.10	103.96	106.40
26	1H	1210	A	OP2-P-O3'	6.10	118.63	105.20
26	1H	1520	U	C5-C4-O4	6.10	129.56	125.90
1	1G	1416	G	O5'-P-OP2	-6.10	100.21	105.70
26	1H	146	G	C8-N9-C4	6.10	108.84	106.40
26	1H	1210	A	C6-C5-N7	-6.10	128.03	132.30
26	1H	1837	C	O5'-P-OP1	-6.10	100.21	105.70
26	1H	265	A	O4'-C1'-N9	6.10	113.08	108.20
26	1H	1315	C	C6-N1-C2	-6.10	117.86	120.30
26	1H	16	G	O5'-P-OP2	-6.10	100.21	105.70
26	1H	324	A	O5'-P-OP2	6.10	118.02	110.70
26	1H	2699	C	N3-C4-C5	6.10	124.34	121.90
26	14	778	G	N1-C6-O6	-6.10	116.24	119.90
26	1H	671	C	N3-C4-N4	-6.10	113.73	118.00
1	13	1331	G	P-O3'-C3'	6.09	127.01	119.70
26	14	265	A	C6-C5-N7	-6.09	128.04	132.30
23	2L	21	U	C2-N1-C1'	6.09	125.01	117.70
26	14	2430	A	N3-C4-N9	-6.09	122.53	127.40
26	14	2388	A	C8-N9-C4	-6.08	103.37	105.80
1	13	723	U	C5-C6-N1	6.08	125.74	122.70
26	14	2426	A	N9-C4-C5	-6.08	103.37	105.80
26	14	2503	A	N1-C6-N6	6.08	122.25	118.60
1	13	690	G	C6-C5-N7	-6.08	126.75	130.40
26	14	209	C	C2-N3-C4	-6.08	116.86	119.90
26	14	1614	A	O4'-C1'-N9	6.08	113.06	108.20
26	1H	139	G	C5-C6-O6	-6.08	124.95	128.60
26	1H	686	G	N1-C2-N2	-6.08	110.73	116.20

*Continued on next page...*



*Continued from previous page...*

Mol	Chain	Res	Type	Atoms	Z	Observed(°)	Ideal(°)
26	1H	1973	G	C5-C6-O6	6.08	132.25	128.60
26	14	2870	C	C6-N1-C2	-6.08	117.87	120.30
5	42	43	LEU	CA-CB-CG	6.08	129.28	115.30
26	1H	464	U	N1-C2-O2	6.08	127.05	122.80
26	1H	2300	G	N3-C2-N2	-6.08	115.65	119.90
26	1H	210	C	C6-N1-C2	6.07	122.73	120.30
26	1H	908	C	O5'-P-OP2	-6.07	100.23	105.70
37	78	23	PRO	C-N-CA	-6.07	109.55	122.30
26	14	2073	C	O5'-P-OP2	6.07	117.99	110.70
26	14	2571	C	O5'-P-OP1	-6.07	100.24	105.70
26	1H	789	A	O4'-C1'-N9	-6.07	103.34	108.20
26	1H	2712	U	N3-C2-O2	-6.07	117.95	122.20
1	1G	1335	C	C6-N1-C2	6.07	122.73	120.30
26	14	1325	G	N1-C6-O6	6.07	123.54	119.90
26	1H	2058	A	O5'-P-OP2	-6.06	100.25	105.70
25	4L	23	A	OP1-P-O3'	6.06	118.53	105.20
26	1H	330	A	C5-N7-C8	-6.06	100.87	103.90
26	1H	1282	U	C5-C6-N1	-6.06	119.67	122.70
26	1H	1771	C	C2-N3-C4	-6.06	116.87	119.90
26	1H	2059	A	O4'-C1'-N9	6.06	113.05	108.20
26	1H	2316	C	C6-N1-C2	-6.06	117.88	120.30
26	14	784	A	OP1-P-O3'	6.06	118.52	105.20
26	1H	1502	C	O5'-P-OP1	-6.05	100.25	105.70
26	1H	2275	C	N1-C2-O2	6.05	122.53	118.90
26	14	2729	G	C6-C5-N7	-6.05	126.77	130.40
26	14	746	A	O5'-P-OP1	-6.05	100.25	105.70
27	1J	44	G	C8-N9-C1'	6.05	134.87	127.00
26	1H	1272	A	O4'-C1'-N9	6.04	113.03	108.20
26	1H	2258	C	OP1-P-O3'	6.04	118.50	105.20
1	1G	254	G	O5'-P-OP1	-6.04	100.26	105.70
1	1G	810	C	N1-C2-O2	6.04	122.53	118.90
26	14	1964	G	O5'-P-OP2	-6.04	100.26	105.70
26	1H	721	C	O5'-P-OP1	-6.04	100.27	105.70
26	1H	1022	G	N3-C2-N2	-6.04	115.67	119.90
26	1H	2424	C	OP1-P-OP2	6.04	128.66	119.60
1	1G	687	A	P-O3'-C3'	6.04	126.94	119.70
26	14	34	C	C6-N1-C1'	-6.04	113.56	120.80
26	14	1204	A	N3-C4-C5	6.04	131.03	126.80
26	14	2307	G	C8-N9-C4	-6.04	103.99	106.40
26	14	2380	C	N3-C4-N4	6.04	122.22	118.00
26	1H	2354	G	N7-C8-N9	6.03	116.12	113.10
26	14	828	U	N1-C2-N3	6.03	118.52	114.90

*Continued on next page...*

*Continued from previous page...*

Mol	Chain	Res	Type	Atoms	Z	Observed(°)	Ideal(°)
26	1H	704	G	C4-C5-N7	-6.03	108.39	110.80
26	1H	2091	U	C5-C4-O4	6.03	129.52	125.90
26	14	845	G	N9-C4-C5	-6.03	102.99	105.40
26	1H	2811	G	N1-C6-O6	6.03	123.52	119.90
26	14	278	A	OP1-P-O3'	6.03	118.46	105.20
10	1I	89	ASP	C-N-CA	6.03	136.76	121.70
26	1H	1797	C	C5-C6-N1	-6.03	117.99	121.00
26	14	2448	A	O5'-P-OP2	6.02	117.93	110.70
26	14	1210	A	N1-C6-N6	6.02	122.21	118.60
26	1H	2314	C	O5'-P-OP2	-6.02	100.28	105.70
26	1H	2510	C	N3-C4-N4	-6.02	113.79	118.00
26	14	74	A	N1-C2-N3	6.02	132.31	129.30
26	14	238	C	N1-C2-O2	-6.02	115.29	118.90
26	14	2401	U	C5-C6-N1	6.02	125.71	122.70
27	1J	47	C	OP1-P-O3'	6.02	118.44	105.20
26	1H	2427	C	O5'-P-OP1	-6.02	100.28	105.70
26	1H	138	G	C6-C5-N7	-6.01	126.79	130.40
1	13	12	U	O5'-P-OP1	-6.01	100.29	105.70
1	13	932	C	C5-C6-N1	6.01	124.01	121.00
26	1H	2473	U	C2-N1-C1'	6.01	124.91	117.70
26	14	226	G	O4'-C1'-N9	6.01	113.01	108.20
1	13	1199	U	N3-C2-O2	-6.01	118.00	122.20
26	14	1021	A	N1-C2-N3	6.01	132.30	129.30
26	1H	2287	A	C5-N7-C8	-6.00	100.90	103.90
26	14	1786	A	N1-C6-N6	6.00	122.20	118.60
1	13	902	G	O5'-P-OP2	-6.00	100.30	105.70
26	1H	139	G	C6-N1-C2	-6.00	121.50	125.10
26	1H	2268	A	O5'-P-OP1	-6.00	100.30	105.70
1	1G	266	G	P-O3'-C3'	6.00	126.90	119.70
26	1H	1939	U	OP2-P-O3'	6.00	118.40	105.20
26	14	1964	G	N1-C6-O6	-6.00	116.30	119.90
26	14	613	U	N3-C2-O2	-6.00	118.00	122.20
26	14	800	A	C8-N9-C4	6.00	108.20	105.80
26	1H	1489	U	C5-C4-O4	6.00	129.50	125.90
26	1H	2251	G	C5-N7-C8	5.99	107.30	104.30
26	1H	203	C	N1-C2-O2	-5.99	115.31	118.90
26	1H	783	A	C8-N9-C4	-5.99	103.40	105.80
26	1H	801	G	C2-N3-C4	-5.99	108.90	111.90
10	1I	85	LEU	CA-CB-CG	5.99	129.07	115.30
26	1H	138	G	C8-N9-C4	-5.99	104.00	106.40
26	1H	778	G	OP1-P-OP2	-5.99	110.62	119.60
26	1H	1564	C	C5-C4-N4	5.99	124.39	120.20

*Continued on next page...*

*Continued from previous page...*

Mol	Chain	Res	Type	Atoms	Z	Observed(°)	Ideal(°)
26	1H	2550	G	C8-N9-C4	-5.99	104.00	106.40
26	14	1695	G	N3-C2-N2	5.99	124.09	119.90
26	1H	2555	U	N3-C2-O2	5.98	126.39	122.20
26	14	2287	A	N1-C6-N6	5.98	122.19	118.60
26	1H	140	A	C8-N9-C4	-5.98	103.41	105.80
26	14	574	C	C2-N1-C1'	-5.98	112.22	118.80
26	1H	66	C	C6-N1-C2	-5.97	117.91	120.30
26	1H	1568	G	OP1-P-OP2	-5.97	110.64	119.60
26	1H	1758	G	N3-C2-N2	-5.97	115.72	119.90
26	1H	1957	C	C5-C6-N1	-5.97	118.01	121.00
26	14	1372	U	N1-C2-N3	5.97	118.48	114.90
26	1H	683	C	C2-N3-C4	-5.97	116.91	119.90
26	1H	774	A	C4-C5-C6	-5.97	114.01	117.00
26	1H	1799	G	P-O3'-C3'	5.97	126.87	119.70
26	14	204	A	N1-C6-N6	5.97	122.18	118.60
26	14	2326	C	C6-N1-C2	-5.97	117.91	120.30
26	1H	483	A	C8-N9-C4	-5.97	103.41	105.80
2	1E	215	LEU	CA-CB-CG	5.97	129.03	115.30
26	1H	1382	G	N9-C4-C5	-5.97	103.01	105.40
26	1H	2689	U	C2-N3-C4	-5.97	123.42	127.00
26	14	1899	G	C5-N7-C8	-5.97	101.31	104.30
26	14	2712	U	C2-N3-C4	-5.97	123.42	127.00
1	13	322	C	C6-N1-C2	5.97	122.69	120.30
26	1H	1246	A	O5'-P-OP2	-5.97	100.33	105.70
1	13	1279	A	N7-C8-N9	5.97	116.78	113.80
26	1H	395	U	C5-C4-O4	-5.96	122.32	125.90
26	1H	865	C	O5'-P-OP2	5.96	117.86	110.70
26	1H	1429	G	C5-C6-O6	5.96	132.18	128.60
26	1H	468	G	C8-N9-C4	5.96	108.78	106.40
26	1H	2821	A	C8-N9-C4	5.96	108.19	105.80
26	1H	1332	G	N1-C2-N3	5.96	127.48	123.90
26	1H	2406	U	O5'-P-OP2	5.96	117.86	110.70
26	14	1384	A	N9-C4-C5	5.96	108.18	105.80
26	1H	779	U	N3-C4-C5	5.96	118.17	114.60
26	1H	1761	C	N3-C4-N4	5.96	122.17	118.00
26	1H	141(A)	C	OP1-P-O3'	-5.95	92.10	105.20
26	1H	1601	G	OP1-P-O3'	5.95	118.30	105.20
26	1H	2490	G	O5'-P-OP2	-5.95	100.34	105.70
26	14	481	G	O4'-C1'-N9	5.95	112.96	108.20
26	14	901	A	N7-C8-N9	5.95	116.78	113.80
26	14	2430	A	O5'-P-OP1	5.95	117.84	110.70
26	1H	729	G	N9-C4-C5	5.95	107.78	105.40

*Continued on next page...*

*Continued from previous page...*

Mol	Chain	Res	Type	Atoms	Z	Observed(°)	Ideal(°)
33	51	83	TYR	C-N-CA	5.95	136.57	121.70
23	2K	62	C	O5'-P-OP2	-5.95	100.35	105.70
26	1H	2715	C	N3-C4-C5	5.95	124.28	121.90
30	21	63	LEU	CB-CG-CD1	-5.95	100.89	111.00
1	1G	577	G	C5-C6-O6	5.95	132.17	128.60
26	14	796	C	N1-C2-O2	-5.95	115.33	118.90
26	14	1613	G	O5'-P-OP2	-5.95	100.35	105.70
26	1H	1347	G	OP1-P-O3'	5.95	118.28	105.20
9	8E	79	LEU	CA-CB-CG	-5.94	101.63	115.30
26	1H	2392	A	N3-C4-C5	5.94	130.96	126.80
26	1H	2346	A	C5-C6-N1	-5.94	114.73	117.70
26	1H	2491	U	N3-C2-O2	5.94	126.36	122.20
26	14	1606	G	C2-N3-C4	5.94	114.87	111.90
1	13	1158	C	C6-N1-C2	-5.94	117.92	120.30
26	1H	769	G	N3-C2-N2	5.94	124.06	119.90
26	1H	1596	A	OP2-P-O3'	5.94	118.27	105.20
26	1H	2689	U	N3-C4-C5	5.94	118.17	114.60
52	M8	38	LYS	N-CA-C	-5.94	94.96	111.00
26	14	208	C	N3-C2-O2	5.94	126.06	121.90
26	14	2755	C	C5-C6-N1	5.94	123.97	121.00
1	13	902	G	C8-N9-C4	-5.94	104.03	106.40
26	1H	754	C	N3-C4-C5	5.94	124.28	121.90
26	1H	1210	A	C2-N3-C4	-5.94	107.63	110.60
26	1H	2838	G	O5'-P-OP1	-5.94	100.36	105.70
26	14	2073	C	OP1-P-OP2	-5.94	110.69	119.60
26	1H	220	G	C5-C6-O6	-5.94	125.04	128.60
26	14	753	C	N3-C4-N4	-5.94	113.84	118.00
26	1H	835	A	C2-N3-C4	5.94	113.57	110.60
26	1H	2438	U	C5-C6-N1	-5.94	119.73	122.70
26	1H	129	C	C2-N3-C4	-5.93	116.93	119.90
26	1H	2595	G	C6-N1-C2	5.93	128.66	125.10
26	14	1404	C	O5'-P-OP2	-5.93	100.36	105.70
26	14	798	G	C5-C6-O6	5.93	132.16	128.60
26	14	1964	G	N3-C4-C5	-5.93	125.63	128.60
26	14	576	U	OP2-P-O3'	5.93	118.25	105.20
26	14	2210	G	C4-N9-C1'	5.93	134.21	126.50
26	1H	1327	C	N1-C2-O2	-5.93	115.34	118.90
26	1H	1681	G	N3-C4-C5	5.93	131.56	128.60
26	1H	71	A	C5-C6-N6	-5.93	118.96	123.70
26	1H	508	G	C8-N9-C4	-5.93	104.03	106.40
26	1H	2045	C	C5-C6-N1	-5.93	118.04	121.00
26	14	2492	U	O5'-P-OP2	5.93	117.81	110.70

*Continued on next page...*

*Continued from previous page...*

Mol	Chain	Res	Type	Atoms	Z	Observed(°)	Ideal(°)
26	1H	2269	A	O5'-P-OP1	-5.93	100.37	105.70
26	14	2251	G	N1-C6-O6	-5.92	116.34	119.90
26	14	2516	G	N1-C2-N2	-5.92	110.87	116.20
26	14	933	A	N7-C8-N9	5.92	116.76	113.80
26	1H	34	C	O5'-P-OP1	-5.92	100.37	105.70
26	1H	1790	C	OP1-P-O3'	5.92	118.22	105.20
26	1H	2249	U	N3-C4-O4	-5.92	115.25	119.40
27	16	9	G	OP2-P-O3'	5.92	118.23	105.20
26	1H	945	A	C5-C6-N1	-5.92	114.74	117.70
26	14	1681	G	C4-C5-N7	5.92	113.17	110.80
26	1H	1156	A	N9-C4-C5	-5.92	103.43	105.80
26	1H	1625	C	O5'-P-OP2	-5.92	100.37	105.70
26	1H	1825	A	N1-C6-N6	-5.92	115.05	118.60
26	14	1625	C	O5'-P-OP2	-5.92	100.38	105.70
26	1H	2347	C	OP2-P-O3'	5.91	118.21	105.20
26	14	2726	U	C5-C6-N1	-5.91	119.74	122.70
26	14	2304	G	N3-C4-N9	-5.91	122.45	126.00
26	1H	451	C	C5-C6-N1	-5.91	118.05	121.00
44	E8	19	LEU	CB-CG-CD2	-5.91	100.95	111.00
26	1H	1363	C	N3-C2-O2	-5.91	117.76	121.90
26	1H	1839	G	C8-N9-C1'	-5.91	119.32	127.00
26	1H	2449	U	N3-C2-O2	-5.91	118.06	122.20
26	1H	2568	C	N3-C2-O2	-5.91	117.77	121.90
26	1H	866	A	C4-N9-C1'	5.90	136.93	126.30
26	1H	508	G	N3-C4-C5	-5.90	125.65	128.60
26	1H	2515	C	O5'-P-OP1	5.90	117.78	110.70
26	1H	2723	C	N3-C2-O2	-5.90	117.77	121.90
26	14	2726	U	N3-C4-O4	-5.90	115.27	119.40
26	1H	1647	G	O5'-P-OP1	-5.90	100.39	105.70
26	14	1022	G	N9-C4-C5	5.90	107.76	105.40
26	14	2279	G	N1-C6-O6	-5.90	116.36	119.90
27	16	79	C	OP2-P-O3'	5.90	118.17	105.20
26	14	1762	A	C5-C6-N1	-5.90	114.75	117.70
26	1H	446	G	N9-C4-C5	-5.89	103.04	105.40
26	1H	2275	C	C5-C6-N1	5.89	123.95	121.00
34	61	110	ASP	C-N-CA	5.89	146.76	122.00
26	14	783	A	C5-C6-N1	-5.89	114.75	117.70
26	1H	1528	A	C2-N3-C4	-5.89	107.65	110.60
17	8I	63	ARG	NE-CZ-NH1	-5.89	117.36	120.30
26	14	530	G	N9-C4-C5	-5.89	103.04	105.40
26	14	784	A	P-O3'-C3'	5.89	126.77	119.70
26	14	2501	C	C2-N3-C4	-5.89	116.95	119.90

*Continued on next page...*

*Continued from previous page...*

Mol	Chain	Res	Type	Atoms	Z	Observed(°)	Ideal(°)
26	1H	533	G	N3-C4-C5	5.89	131.54	128.60
1	1G	1358	U	C5-C4-O4	-5.89	122.37	125.90
26	14	252	G	O5'-P-OP1	5.89	117.76	110.70
26	1H	130	C	C5-C4-N4	-5.88	116.08	120.20
26	14	209	C	N3-C4-C5	5.88	124.25	121.90
26	1H	1936	A	O4'-C1'-N9	5.88	112.91	108.20
26	1H	1835	G	N7-C8-N9	5.88	116.04	113.10
26	1H	1899	G	C5-C6-O6	5.88	132.13	128.60
26	14	2409	G	C6-C5-N7	-5.88	126.87	130.40
26	14	138	G	O4'-C1'-N9	5.88	112.90	108.20
26	1H	1950	G	N3-C4-C5	5.88	131.54	128.60
26	14	2053	G	N1-C6-O6	5.88	123.43	119.90
26	1H	769	G	N1-C6-O6	-5.88	116.37	119.90
14	5A	47	LEU	CA-CB-CG	5.88	128.81	115.30
26	14	1316	U	N3-C2-O2	-5.88	118.09	122.20
26	14	2501	C	N1-C2-O2	-5.88	115.38	118.90
26	14	2315	G	OP1-P-O3'	5.87	118.12	105.20
26	14	2575	C	N3-C4-C5	-5.87	119.55	121.90
1	13	50	A	P-O3'-C3'	5.87	126.75	119.70
26	1H	383	U	C2-N1-C1'	-5.87	110.66	117.70
26	1H	1761	C	C6-N1-C2	5.87	122.65	120.30
26	1H	2374	C	C5-C6-N1	-5.87	118.07	121.00
1	1G	428	G	C4-N9-C1'	-5.87	118.87	126.50
26	14	141	A	C6-N1-C2	5.87	122.12	118.60
26	14	668	G	C8-N9-C4	5.87	108.75	106.40
26	1H	2318	G	N7-C8-N9	5.87	116.03	113.10
26	14	1899	G	N1-C2-N3	5.87	127.42	123.90
26	1H	1645	G	OP1-P-O3'	5.87	118.10	105.20
1	1G	523	A	N1-C6-N6	5.87	122.12	118.60
26	14	1614	A	C6-C5-N7	-5.87	128.19	132.30
26	14	1964	G	N3-C2-N2	5.87	124.01	119.90
26	1H	1632	A	N9-C4-C5	-5.86	103.45	105.80
26	1H	1790	C	P-O3'-C3'	5.86	126.74	119.70
1	1G	183	G	N1-C6-O6	5.86	123.42	119.90
26	14	2364	C	O5'-P-OP2	-5.86	100.42	105.70
27	1J	89	G	C4-N9-C1'	5.86	134.12	126.50
1	13	969	A	N1-C6-N6	5.86	122.12	118.60
26	1H	445	C	OP1-P-O3'	5.86	118.09	105.20
26	1H	2701	C	OP2-P-O3'	5.86	118.09	105.20
33	59	166	GLY	C-N-CA	5.86	136.34	121.70
5	4E	139	LEU	CA-CB-CG	5.86	128.77	115.30
26	14	2443	C	C5-C4-N4	-5.86	116.10	120.20

*Continued on next page...*

*Continued from previous page...*

Mol	Chain	Res	Type	Atoms	Z	Observed(°)	Ideal(°)
26	1H	1776	G	C4-C5-N7	5.85	113.14	110.80
26	1H	1806	C	OP1-P-OP2	5.85	128.38	119.60
26	1H	2609	U	C2-N3-C4	-5.85	123.49	127.00
26	14	385	C	O5'-P-OP1	-5.85	100.43	105.70
26	14	1806	C	O5'-P-OP2	-5.85	100.43	105.70
26	1H	863	A	O5'-P-OP2	-5.85	100.43	105.70
26	1H	2062	A	C2-N3-C4	5.85	113.53	110.60
1	1G	108	G	N3-C2-N2	5.85	124.00	119.90
26	14	1204	A	C5-C6-N1	-5.85	114.77	117.70
26	1H	376	C	N3-C2-O2	-5.85	117.80	121.90
26	1H	1022	G	P-O3'-C3'	5.85	126.72	119.70
26	1H	1610	A	C5-C6-N6	-5.85	119.02	123.70
1	1G	337	C	C5-C6-N1	5.85	123.92	121.00
26	1H	1797	C	C6-N1-C2	5.85	122.64	120.30
26	14	2712	U	O4'-C1'-N1	5.85	112.88	108.20
26	1H	853	G	O5'-P-OP2	-5.85	100.44	105.70
26	1H	1678	G	C5-C6-N1	-5.85	108.58	111.50
26	14	2598	A	C5-C6-N6	-5.85	119.02	123.70
1	13	1426	C	N3-C4-N4	5.84	122.09	118.00
26	1H	117	G	N9-C4-C5	-5.84	103.06	105.40
26	1H	405	U	C2-N1-C1'	5.84	124.71	117.70
26	1H	1835	G	N3-C2-N2	5.84	123.99	119.90
26	14	1614	A	C5-N7-C8	-5.84	100.98	103.90
26	1H	781	A	C8-N9-C4	5.84	108.14	105.80
26	1H	1981	A	N1-C6-N6	5.84	122.10	118.60
26	1H	2591	C	C2-N3-C4	-5.84	116.98	119.90
26	14	127	A	OP1-P-O3'	5.84	118.05	105.20
27	16	44	G	C4-C5-N7	-5.84	108.47	110.80
26	14	1961	C	N3-C4-N4	-5.84	113.91	118.00
26	1H	1705	G	N1-C6-O6	-5.83	116.40	119.90
1	1G	491	G	N1-C6-O6	5.83	123.40	119.90
26	14	963	U	O5'-P-OP2	5.83	117.70	110.70
26	14	363(E)	U	C2-N1-C1'	5.83	124.70	117.70
26	14	669	G	OP1-P-OP2	5.83	128.35	119.60
38	88	24	GLY	N-CA-C	-5.83	98.52	113.10
26	14	2402	C	C6-N1-C2	-5.83	117.97	120.30
26	14	2592	G	N3-C4-N9	5.83	129.50	126.00
1	13	971	G	O5'-P-OP2	-5.83	100.45	105.70
26	1H	1259	G	OP2-P-O3'	5.83	118.02	105.20
26	14	2401	U	C6-N1-C2	-5.83	117.50	121.00
53	J5	16	ARG	NE-CZ-NH1	5.83	123.21	120.30
1	13	125	U	C6-N1-C2	-5.83	117.50	121.00

*Continued on next page...*

*Continued from previous page...*

Mol	Chain	Res	Type	Atoms	Z	Observed(°)	Ideal(°)
1	13	505	G	C5-N7-C8	-5.83	101.39	104.30
26	1H	848	G	O5'-P-OP2	-5.83	100.46	105.70
26	1H	1157	G	C4-N9-C1'	5.83	134.07	126.50
26	14	1702	G	C8-N9-C4	5.83	108.73	106.40
26	14	2297	C	OP1-P-OP2	5.83	128.34	119.60
26	1H	213	A	C4-C5-N7	5.82	113.61	110.70
26	1H	2013	A	O5'-P-OP1	5.82	117.69	110.70
26	1H	103	A	C8-N9-C4	5.82	108.13	105.80
26	1H	488	G	O5'-P-OP2	-5.82	100.46	105.70
26	1H	800	A	C5-N7-C8	5.82	106.81	103.90
26	1H	1321	A	C8-N9-C4	5.82	108.13	105.80
26	14	1914	C	C2-N1-C1'	5.82	125.20	118.80
26	1H	245	G	N1-C6-O6	5.82	123.39	119.90
26	14	970	C	N1-C2-O2	-5.82	115.41	118.90
42	C8	27	LEU	CA-CB-CG	5.82	128.68	115.30
26	14	1131	G	O4'-C1'-N9	5.81	112.85	108.20
26	1H	144	C	C6-N1-C2	5.81	122.62	120.30
26	1H	1405	U	N1-C2-O2	5.81	126.87	122.80
26	1H	2557	G	C4-C5-N7	-5.81	108.47	110.80
27	1J	44	G	N3-C4-N9	-5.81	122.51	126.00
26	1H	1785	A	N7-C8-N9	5.81	116.70	113.80
26	14	385	C	OP1-P-OP2	5.81	128.31	119.60
27	1J	89(A)	A	O4'-C1'-N9	5.81	112.85	108.20
26	1H	577	G	C4-C5-C6	5.81	122.28	118.80
26	1H	2621	A	C2-N3-C4	-5.81	107.70	110.60
26	14	1950	G	C4-C5-N7	5.81	113.12	110.80
26	14	796	C	C2-N3-C4	-5.81	117.00	119.90
26	1H	825	C	C5-C4-N4	-5.80	116.14	120.20
26	1H	1239	G	OP2-P-O3'	5.80	117.97	105.20
26	14	1598	C	O5'-P-OP2	5.80	117.67	110.70
32	41	82	LEU	CA-CB-CG	5.80	128.65	115.30
1	13	186(A)	C	C6-N1-C2	-5.80	117.98	120.30
26	14	1607	C	C5-C6-N1	5.80	123.90	121.00
26	14	2713	A	C4-C5-N7	5.80	113.60	110.70
1	13	330	C	N1-C2-O2	5.80	122.38	118.90
26	1H	441	U	OP2-P-O3'	5.80	117.96	105.20
26	1H	857	C	OP1-P-OP2	5.80	128.30	119.60
46	G8	81	LYS	C-N-CA	5.80	146.36	122.00
26	14	2713	A	C2-N3-C4	-5.80	107.70	110.60
1	13	560	U	P-O3'-C3'	5.80	126.66	119.70
26	1H	1694	C	C6-N1-C2	5.79	122.62	120.30
26	1H	2827	C	C6-N1-C1'	-5.79	113.85	120.80

*Continued on next page...*



*Continued from previous page...*

Mol	Chain	Res	Type	Atoms	Z	Observed(°)	Ideal(°)
26	1H	2253	G	C5-C6-O6	-5.79	125.12	128.60
26	1H	1142(A)	A	N3-C4-N9	-5.79	122.77	127.40
27	16	81	G	C8-N9-C4	-5.79	104.08	106.40
26	14	1786	A	C4-N9-C1'	5.79	136.73	126.30
26	1H	1639	U	C5-C4-O4	5.79	129.37	125.90
1	13	974	A	N1-C6-N6	5.79	122.07	118.60
26	14	1316	U	N1-C2-O2	5.79	126.85	122.80
31	39	148	LEU	CB-CG-CD1	5.79	120.84	111.00
26	14	2435	A	C8-N9-C4	-5.79	103.48	105.80
1	13	1404	C	N3-C4-N4	-5.79	113.95	118.00
26	1H	2620	C	O5'-P-OP1	-5.79	100.49	105.70
16	7A	6	LEU	CA-CB-CG	5.78	128.60	115.30
1	13	1062	U	O5'-P-OP2	-5.78	100.50	105.70
26	1H	672	C	OP2-P-O3'	5.78	117.92	105.20
33	51	153	LYS	C-N-CA	5.78	146.26	122.00
26	1H	1673	U	C5-C6-N1	-5.78	119.81	122.70
1	1G	310	G	N3-C4-N9	-5.78	122.53	126.00
26	14	2332	U	N3-C4-O4	-5.78	115.36	119.40
26	1H	1561	G	C8-N9-C4	-5.77	104.09	106.40
26	1H	2507	C	N1-C2-O2	5.77	122.36	118.90
26	14	2544	G	N1-C6-O6	5.77	123.36	119.90
44	A5	92	ARG	NE-CZ-NH1	-5.77	117.41	120.30
26	1H	1515	C	C6-N1-C2	-5.77	117.99	120.30
26	1H	2376	A	OP1-P-OP2	-5.77	110.94	119.60
26	14	71	A	C6-C5-N7	-5.77	128.26	132.30
26	1H	2506	U	C5-C6-N1	5.77	125.58	122.70
19	AA	20	LEU	CA-CB-CG	5.77	128.57	115.30
26	1H	383	U	O4'-C1'-N1	5.77	112.81	108.20
26	1H	2287	A	C4-C5-N7	5.77	113.58	110.70
26	1H	1380	G	O5'-P-OP2	-5.77	100.51	105.70
26	1H	733	G	N3-C2-N2	5.76	123.94	119.90
26	1H	1833	U	N3-C4-O4	-5.76	115.36	119.40
26	14	1968	G	C5-N7-C8	-5.76	101.42	104.30
1	1G	1240	U	C2-N1-C1'	-5.76	110.78	117.70
26	1H	1341	U	C5-C4-O4	-5.76	122.44	125.90
26	14	212	G	O5'-P-OP2	-5.76	100.52	105.70
26	1H	455	C	N3-C4-C5	5.76	124.20	121.90
26	1H	2595	G	C4-N9-C1'	-5.76	119.01	126.50
26	14	922	U	O5'-P-OP1	-5.76	100.52	105.70
26	1H	139	G	N3-C4-C5	-5.76	125.72	128.60
26	1H	451	C	N3-C2-O2	5.76	125.93	121.90
1	13	1498	U	C6-N1-C2	-5.75	117.55	121.00

*Continued on next page...*

*Continued from previous page...*

Mol	Chain	Res	Type	Atoms	Z	Observed(°)	Ideal(°)
26	1H	123	G	N1-C6-O6	5.75	123.35	119.90
1	1G	981	U	C5-C4-O4	-5.75	122.45	125.90
26	1H	508	G	C5-N7-C8	-5.75	101.42	104.30
26	1H	630	G	C8-N9-C1'	5.75	134.48	127.00
26	1H	788	A	N9-C4-C5	-5.75	103.50	105.80
26	14	12	U	N1-C2-O2	5.75	126.83	122.80
26	14	2339	G	O5'-P-OP2	-5.75	100.52	105.70
14	5I	52	GLN	C-N-CA	-5.75	107.32	121.70
41	75	5	ALA	C-N-CA	5.75	136.07	121.70
54	P8	23	ARG	NE-CZ-NH1	5.75	123.17	120.30
26	1H	2443	C	N3-C4-N4	5.75	122.02	118.00
1	13	1519	A	C4-C5-C6	5.75	119.87	117.00
26	1H	2749	A	OP1-P-OP2	5.75	128.22	119.60
26	14	746	A	O4'-C1'-N9	5.75	112.80	108.20
26	1H	1635	G	OP1-P-OP2	-5.74	110.99	119.60
26	14	74	A	C5-N7-C8	-5.74	101.03	103.90
26	1H	828	U	N1-C2-O2	5.74	126.82	122.80
26	14	1280	G	N9-C1'-C2'	-5.74	105.68	112.00
26	14	1826	G	C4-C5-N7	-5.74	108.50	110.80
23	2K	74	A	N1-C6-N6	5.74	122.04	118.60
26	1H	805	G	O5'-P-OP1	-5.74	100.53	105.70
26	1H	821	A	O5'-P-OP2	-5.74	100.53	105.70
26	1H	1328	G	N3-C4-N9	5.74	129.44	126.00
26	1H	2779	U	C2-N3-C4	-5.74	123.56	127.00
26	14	1936	A	N9-C4-C5	-5.74	103.50	105.80
26	14	1382	G	OP2-P-O3'	5.74	117.82	105.20
26	1H	1520	U	N3-C2-O2	-5.74	118.19	122.20
26	1H	1625	C	N3-C4-N4	-5.74	113.98	118.00
23	2K	61	U	O5'-P-OP2	-5.73	100.54	105.70
26	1H	1210	A	N7-C8-N9	5.73	116.67	113.80
26	14	2055	C	C2-N1-C1'	-5.73	112.49	118.80
26	1H	1932	A	O5'-P-OP1	-5.73	100.54	105.70
26	14	470	A	C5-N7-C8	-5.73	101.03	103.90
26	14	2238	G	O4'-C1'-N9	-5.73	103.61	108.20
1	13	574	A	C8-N9-C4	5.73	108.09	105.80
26	1H	1790	C	C5-C6-N1	-5.73	118.14	121.00
1	1G	815	A	C8-N9-C4	5.73	108.09	105.80
26	14	330	A	C5-N7-C8	-5.73	101.04	103.90
26	1H	917	A	O5'-P-OP2	5.73	117.57	110.70
26	14	568	U	N3-C4-O4	5.72	123.41	119.40
26	14	1248	G	O5'-P-OP1	5.72	117.57	110.70
26	14	1292	U	O5'-P-OP2	-5.72	100.55	105.70

*Continued on next page...*

*Continued from previous page...*

Mol	Chain	Res	Type	Atoms	Z	Observed(°)	Ideal(°)
1	13	974	A	C8-N9-C4	-5.72	103.51	105.80
19	AI	41	VAL	C-N-CD	-5.72	108.02	120.60
24	3K	72	C	C6-N1-C2	-5.72	118.01	120.30
26	1H	238	C	C5-C6-N1	-5.72	118.14	121.00
26	14	915	C	N1-C2-O2	5.72	122.33	118.90
26	14	1973	G	C5-C6-O6	5.72	132.03	128.60
1	1G	64	G	P-O3'-C3'	5.72	126.56	119.70
26	14	1698	A	N7-C8-N9	5.72	116.66	113.80
26	14	2499	C	N1-C2-O2	-5.72	115.47	118.90
26	1H	680	G	C5-C6-O6	-5.71	125.17	128.60
26	1H	1317	A	OP1-P-O3'	5.71	117.77	105.20
26	1H	2062	A	P-O3'-C3'	-5.71	112.84	119.70
1	1G	872	A	C2-N3-C4	-5.71	107.74	110.60
26	1H	1328	G	O5'-P-OP1	5.71	117.55	110.70
26	1H	442	G	C8-N9-C4	-5.71	104.12	106.40
26	14	1786	A	N3-C4-C5	5.71	130.80	126.80
26	1H	1666	G	N3-C2-N2	-5.71	115.90	119.90
26	14	1332	G	C8-N9-C1'	-5.71	119.58	127.00
26	1H	859	G	C4-N9-C1'	-5.71	119.08	126.50
24	3L	74	C	C2-N1-C1'	5.71	125.08	118.80
26	1H	1776	G	N3-C4-N9	5.71	129.42	126.00
1	13	274	A	N1-C6-N6	-5.70	115.18	118.60
26	1H	1942	C	C4-C5-C6	-5.70	114.55	117.40
26	1H	1699	G	O5'-P-OP1	-5.70	100.57	105.70
26	1H	766	C	C6-N1-C2	5.70	122.58	120.30
26	1H	818	G	N7-C8-N9	-5.70	110.25	113.10
27	16	49	C	C5-C4-N4	-5.70	116.21	120.20
26	14	530	G	C4-N9-C1'	5.70	133.91	126.50
1	13	971	G	N9-C4-C5	5.70	107.68	105.40
1	13	1129	C	C2-N1-C1'	5.70	125.07	118.80
26	1H	2751	G	N1-C6-O6	-5.70	116.48	119.90
26	1H	258	G	N3-C2-N2	5.70	123.89	119.90
26	1H	917	A	C6-C5-N7	-5.70	128.31	132.30
26	1H	1557	C	O5'-P-OP2	-5.70	100.57	105.70
26	14	1142(A)	A	C2-N3-C4	-5.69	107.75	110.60
26	1H	2057	A	C6-N1-C2	-5.69	115.19	118.60
1	1G	518	C	O5'-P-OP1	5.69	117.53	110.70
26	14	570	G	C5-C6-O6	-5.69	125.19	128.60
26	14	2234	G	N3-C4-C5	-5.69	125.75	128.60
1	13	190	G	P-O3'-C3'	5.69	126.53	119.70
26	1H	742	G	C5-C6-O6	5.69	132.01	128.60
26	1H	1852	C	C6-N1-C2	-5.69	118.02	120.30

*Continued on next page...*

*Continued from previous page...*

Mol	Chain	Res	Type	Atoms	Z	Observed(°)	Ideal(°)
1	1G	568	G	N1-C6-O6	-5.69	116.49	119.90
26	14	1668	A	N1-C2-N3	-5.69	126.45	129.30
26	14	1695	G	C6-C5-N7	-5.69	126.99	130.40
26	1H	74	A	N7-C8-N9	5.69	116.64	113.80
26	1H	847	U	C5-C6-N1	-5.69	119.86	122.70
26	1H	1620	G	C5-C6-O6	5.69	132.01	128.60
26	1H	2392	A	O4'-C1'-N9	5.69	112.75	108.20
26	14	459	U	C2-N3-C4	-5.69	123.59	127.00
26	1H	2318	G	C5-N7-C8	-5.68	101.46	104.30
26	14	1644	C	N3-C2-O2	-5.68	117.92	121.90
26	14	1771	C	C2-N3-C4	-5.68	117.06	119.90
26	14	2070	G	N1-C6-O6	-5.68	116.49	119.90
37	35	6	LEU	CA-CB-CG	-5.68	102.23	115.30
26	1H	1209	G	C5-C6-O6	-5.68	125.19	128.60
1	1G	1490	C	O5'-P-OP2	-5.68	100.59	105.70
27	1J	74	U	C5-C4-O4	5.68	129.31	125.90
26	1H	1161	C	O5'-P-OP2	5.68	117.52	110.70
26	14	1332	G	N1-C2-N2	-5.68	111.09	116.20
26	14	2544	G	C5-C6-O6	-5.68	125.19	128.60
1	13	508	C	N1-C2-O2	-5.68	115.49	118.90
26	1H	2401	U	C2-N1-C1'	5.68	124.51	117.70
26	14	2267	A	OP1-P-OP2	5.68	128.12	119.60
26	14	2320	A	N9-C4-C5	-5.68	103.53	105.80
1	13	1490	C	OP2-P-O3'	5.68	117.69	105.20
26	1H	788	A	C6-N1-C2	5.68	122.01	118.60
26	14	2607	G	O5'-P-OP2	-5.68	100.59	105.70
24	3K	76	A	C2-N3-C4	-5.67	107.76	110.60
26	1H	184	C	C5-C6-N1	-5.67	118.16	121.00
26	1H	2318	G	C8-N9-C4	-5.67	104.13	106.40
26	1H	1543	A	N1-C6-N6	5.67	122.00	118.60
26	1H	2084	C	C5-C6-N1	-5.67	118.17	121.00
26	14	113	G	N3-C4-C5	5.67	131.44	128.60
26	1H	196	A	C8-N9-C4	-5.67	103.53	105.80
1	13	1065	U	P-O3'-C3'	5.67	126.50	119.70
26	1H	633	A	C5-N7-C8	-5.67	101.07	103.90
26	1H	1950	G	N1-C2-N2	-5.67	111.10	116.20
26	14	674	G	N1-C6-O6	-5.67	116.50	119.90
29	19	272	ALA	C-N-CA	5.67	135.87	121.70
26	14	1616	A	C2-N3-C4	-5.67	107.77	110.60
26	1H	2503	A	O5'-P-OP2	-5.66	100.60	105.70
1	1G	1246	C	C6-N1-C2	-5.66	118.04	120.30
26	14	530	G	N7-C8-N9	5.66	115.93	113.10

*Continued on next page...*

*Continued from previous page...*

Mol	Chain	Res	Type	Atoms	Z	Observed(°)	Ideal(°)
26	14	2443	C	C2-N3-C4	-5.66	117.07	119.90
26	1H	2036	C	OP2-P-O3'	5.66	117.64	105.20
1	13	1382	C	N1-C2-O2	5.66	122.29	118.90
26	14	1616	A	N1-C6-N6	5.66	121.99	118.60
26	1H	793	A	C2-N3-C4	5.65	113.43	110.60
26	1H	1419	A	OP2-P-O3'	5.65	117.64	105.20
26	1H	1665	A	N1-C6-N6	5.65	121.99	118.60
26	14	2448	A	C5-C6-N6	-5.65	119.18	123.70
1	13	449	C	C2-N1-C1'	5.65	125.02	118.80
26	14	1681	G	C5-N7-C8	-5.65	101.47	104.30
26	14	1698	A	C5-C6-N6	-5.65	119.18	123.70
26	1H	1621	U	N3-C4-O4	5.65	123.36	119.40
26	14	2689	U	OP2-P-O3'	5.65	117.63	105.20
26	1H	2275	C	C6-N1-C2	-5.65	118.04	120.30
26	1H	530	G	N3-C4-C5	5.64	131.42	128.60
26	1H	2402	C	C6-N1-C2	-5.64	118.04	120.30
26	14	1382	G	C5-C6-O6	-5.64	125.21	128.60
26	14	2592	G	N3-C4-C5	-5.64	125.78	128.60
26	1H	987	G	C8-N9-C1'	5.64	134.34	127.00
26	14	2429	G	OP1-P-OP2	-5.64	111.14	119.60
26	14	1417	C	C6-N1-C2	-5.64	118.04	120.30
26	1H	607	U	O5'-P-OP1	-5.64	100.62	105.70
23	2L	36	A	O5'-P-OP1	-5.64	100.62	105.70
26	14	2510	C	O5'-P-OP2	-5.64	100.62	105.70
1	13	869	G	N1-C6-O6	5.64	123.28	119.90
26	1H	930	U	O5'-P-OP2	-5.64	100.63	105.70
26	14	946	G	C8-N9-C4	5.64	108.66	106.40
26	14	2245	U	C4-C5-C6	-5.64	116.32	119.70
1	1G	681	C	C6-N1-C2	-5.64	118.05	120.30
26	14	2258	C	OP1-P-O3'	5.64	117.60	105.20
26	1H	2710	C	C6-N1-C2	5.63	122.55	120.30
26	1H	1759	A	OP1-P-OP2	5.63	128.05	119.60
26	14	2346	A	N7-C8-N9	5.63	116.62	113.80
26	1H	150	C	N3-C2-O2	-5.63	117.96	121.90
26	14	621	A	N7-C8-N9	5.63	116.62	113.80
26	1H	1679	U	N3-C4-O4	5.63	123.34	119.40
26	1H	1186	G	O5'-P-OP2	-5.63	100.64	105.70
27	16	15	A	O4'-C1'-N9	5.63	112.70	108.20
26	1H	825	C	N1-C2-O2	-5.62	115.53	118.90
1	1G	380	G	N3-C4-N9	-5.62	122.62	126.00
1	13	1259	C	C5-C6-N1	5.62	123.81	121.00
26	14	229	A	O4'-C1'-N9	5.62	112.70	108.20

*Continued on next page...*

*Continued from previous page...*

Mol	Chain	Res	Type	Atoms	Z	Observed(°)	Ideal(°)
26	14	1628	G	O5'-P-OP2	-5.62	100.64	105.70
26	1H	671	C	N1-C2-O2	5.62	122.27	118.90
1	13	687	A	P-O3'-C3'	5.62	126.44	119.70
26	1H	679	C	C5-C6-N1	-5.62	118.19	121.00
26	1H	2622	C	O5'-P-OP2	-5.62	100.64	105.70
26	1H	2765	A	OP1-P-OP2	5.62	128.03	119.60
29	11	37	LEU	CB-CG-CD2	5.62	120.55	111.00
26	1H	1129	A	O4'-C1'-N9	5.62	112.69	108.20
26	14	2592	G	C4-N9-C1'	5.62	133.80	126.50
32	49	82	LEU	CA-CB-CG	5.62	128.22	115.30
26	1H	1324	G	N1-C2-N2	5.61	121.25	116.20
26	1H	1423	G	C8-N9-C4	5.61	108.65	106.40
26	1H	1437	C	C4-C5-C6	5.61	120.21	117.40
26	1H	2275	C	O5'-P-OP2	-5.61	100.65	105.70
26	14	1274	A	C5-C6-N6	-5.61	119.21	123.70
26	14	1528	A	N7-C8-N9	5.61	116.61	113.80
26	14	1777	U	OP2-P-O3'	5.61	117.55	105.20
1	13	766	A	C8-N9-C4	5.61	108.04	105.80
26	1H	113	G	N3-C4-C5	5.61	131.41	128.60
26	1H	2331	G	N3-C4-C5	5.61	131.41	128.60
26	14	1914	C	N3-C2-O2	-5.61	117.97	121.90
26	14	2713	A	C6-C5-N7	-5.61	128.37	132.30
26	1H	223	A	O5'-P-OP2	-5.61	100.66	105.70
26	1H	655	A	N7-C8-N9	5.61	116.60	113.80
26	1H	968	G	N1-C6-O6	-5.61	116.54	119.90
26	1H	2062	A	N3-C4-N9	5.61	131.88	127.40
42	C8	20	LEU	CA-CB-CG	5.61	128.19	115.30
26	14	123	G	C6-C5-N7	-5.61	127.04	130.40
26	14	194	G	O5'-P-OP2	5.61	117.43	110.70
26	14	2211	G	C8-N9-C1'	-5.61	119.71	127.00
26	1H	1610	A	C4-C5-N7	5.60	113.50	110.70
26	14	705	A	O5'-P-OP1	5.60	117.42	110.70
26	14	1129	A	O5'-P-OP2	-5.60	100.66	105.70
26	14	2365	G	O5'-P-OP2	-5.60	100.66	105.70
1	13	892	A	N1-C6-N6	5.60	121.96	118.60
1	1G	893	C	C6-N1-C2	5.60	122.54	120.30
1	13	1267	C	C2-N1-C1'	5.60	124.96	118.80
1	13	899	C	N3-C2-O2	5.60	125.82	121.90
26	1H	692	C	C6-N1-C2	5.60	122.54	120.30
26	1H	1475	G	N3-C2-N2	-5.60	115.98	119.90
26	1H	2803	C	N1-C2-O2	5.60	122.26	118.90
26	14	527	C	N3-C2-O2	5.60	125.82	121.90

*Continued on next page...*

*Continued from previous page...*

Mol	Chain	Res	Type	Atoms	Z	Observed(°)	Ideal(°)
26	1H	119	A	N1-C2-N3	5.60	132.10	129.30
26	14	703	U	C5-C4-O4	5.60	129.26	125.90
26	1H	265	A	N7-C8-N9	5.59	116.60	113.80
26	1H	2052	G	OP2-P-O3'	5.59	117.51	105.20
26	14	71	A	P-O3'-C3'	5.59	126.41	119.70
26	1H	400	G	N3-C2-N2	-5.59	115.98	119.90
24	3L	76	A	C6-C5-N7	-5.59	128.38	132.30
26	14	1564	C	N1-C2-O2	5.59	122.25	118.90
26	14	1955	U	N1-C2-N3	5.59	118.25	114.90
26	14	2331	G	C8-N9-C4	5.59	108.64	106.40
26	14	2432	A	C2-N3-C4	-5.59	107.80	110.60
26	14	2490	G	O4'-C1'-N9	5.59	112.67	108.20
1	13	583	A	C8-N9-C4	5.59	108.04	105.80
1	1G	413	G	C4-C5-N7	-5.59	108.56	110.80
25	4L	24	A	N7-C8-N9	5.59	116.59	113.80
26	1H	865	C	OP1-P-OP2	-5.59	111.22	119.60
1	13	949	A	O5'-P-OP2	5.59	117.40	110.70
1	1G	817	C	C5-C6-N1	-5.59	118.21	121.00
13	4A	48	LEU	CA-CB-CG	5.59	128.15	115.30
26	14	1657	C	C6-N1-C2	-5.59	118.06	120.30
26	1H	2392	A	C6-N1-C2	5.58	121.95	118.60
26	14	2607	G	N1-C2-N2	-5.58	111.17	116.20
55	Q8	46	ARG	C-N-CA	5.58	135.66	121.70
26	14	1022	G	N1-C6-O6	-5.58	116.55	119.90
26	1H	861	A	C8-N9-C4	5.58	108.03	105.80
26	14	1471	A	N7-C8-N9	5.58	116.59	113.80
26	14	2821	A	C2-N3-C4	-5.58	107.81	110.60
26	1H	860	U	C6-N1-C1'	-5.58	113.39	121.20
26	1H	1637	A	N1-C6-N6	-5.58	115.25	118.60
26	1H	2336	A	O5'-P-OP1	-5.58	100.68	105.70
26	1H	2655	G	C8-N9-C1'	5.58	134.25	127.00
13	4I	96	LEU	CA-CB-CG	5.58	128.13	115.30
26	1H	122	G	N1-C6-O6	5.58	123.25	119.90
37	35	59	LEU	CA-CB-CG	5.58	128.12	115.30
1	13	861	G	N3-C4-C5	-5.57	125.81	128.60
1	13	966	G	C8-N9-C4	5.57	108.63	106.40
26	1H	1786	A	N9-C1'-C2'	5.57	121.25	114.00
26	14	1241	A	C2-N3-C4	-5.57	107.81	110.60
26	14	1959	G	C5-C6-O6	5.57	131.94	128.60
26	14	2313	C	C6-N1-C2	-5.57	118.07	120.30
1	13	902	G	N1-C6-O6	-5.57	116.56	119.90
26	1H	67	U	O5'-P-OP2	5.57	117.39	110.70

*Continued on next page...*

*Continued from previous page...*

Mol	Chain	Res	Type	Atoms	Z	Observed(°)	Ideal(°)
26	1H	2062	A	N9-C4-C5	-5.57	103.57	105.80
1	1G	777	A	O5'-P-OP2	-5.57	100.69	105.70
26	14	2420	C	O5'-P-OP2	5.57	117.39	110.70
26	14	528	A	N1-C2-N3	5.57	132.09	129.30
26	14	944	G	O5'-P-OP2	-5.57	100.69	105.70
26	14	1959	G	N1-C6-O6	-5.57	116.56	119.90
26	1H	121	G	C6-N1-C2	-5.57	121.76	125.10
1	1G	528	C	C2-N1-C1'	-5.57	112.67	118.80
26	14	668	G	N3-C4-C5	5.57	131.38	128.60
26	1H	630	G	N3-C4-N9	-5.57	122.66	126.00
26	1H	2277	G	C5-C6-O6	5.57	131.94	128.60
26	14	1252	G	O4'-C1'-N9	-5.57	103.75	108.20
26	14	1786	A	OP1-P-O3'	5.57	117.45	105.20
26	14	2388	A	O4'-C1'-N9	5.57	112.65	108.20
26	14	2276	G	O5'-P-OP1	-5.57	100.69	105.70
41	75	105	LEU	CA-CB-CG	5.57	128.10	115.30
26	1H	2886	G	C5-C6-O6	5.56	131.94	128.60
1	13	902	G	C5-C6-O6	5.56	131.94	128.60
26	1H	1559	G	C4-C5-N7	5.56	113.02	110.80
26	14	2755	C	C2-N1-C1'	5.56	124.92	118.80
26	1H	1605	C	C2-N3-C4	-5.56	117.12	119.90
26	1H	1984	G	N7-C8-N9	-5.56	110.32	113.10
26	1H	2761	G	C2-N3-C4	-5.56	109.12	111.90
26	14	489	G	N9-C4-C5	-5.56	103.18	105.40
1	13	776	G	O5'-P-OP1	-5.56	100.70	105.70
1	13	1381	U	O4'-C1'-N1	5.56	112.64	108.20
26	1H	192	C	N3-C4-C5	5.55	124.12	121.90
26	1H	1605	C	C4-C5-C6	5.55	120.18	117.40
26	1H	2703	C	C6-N1-C2	-5.55	118.08	120.30
31	39	82	ILE	CG1-CB-CG2	-5.55	99.18	111.40
26	1H	2412	A	C5-C6-N1	5.55	120.48	117.70
26	1H	2427	C	N1-C2-O2	-5.55	115.57	118.90
26	1H	2698	U	O5'-P-OP2	-5.55	100.70	105.70
1	1G	1400	C	N1-C2-O2	5.55	122.23	118.90
26	14	2461	C	N3-C4-N4	-5.55	114.12	118.00
26	14	686	G	C5-C6-O6	-5.55	125.27	128.60
26	1H	395	U	O5'-P-OP2	-5.55	100.71	105.70
26	1H	1193	G	N1-C6-O6	-5.55	116.57	119.90
26	1H	1203	G	N3-C2-N2	5.55	123.78	119.90
26	1H	2393	A	C5-C6-N1	-5.55	114.93	117.70
26	1H	2401	U	N3-C4-O4	5.55	123.28	119.40
26	14	845	G	C5-C6-O6	-5.55	125.27	128.60

*Continued on next page...*



*Continued from previous page...*

Mol	Chain	Res	Type	Atoms	Z	Observed(°)	Ideal(°)
26	14	2649	U	N3-C4-O4	5.55	123.28	119.40
26	1H	1314	C	C2-N1-C1'	5.54	124.90	118.80
27	16	94	C	C6-N1-C2	-5.54	118.08	120.30
1	13	352	C	OP1-P-OP2	5.54	127.91	119.60
1	13	812	C	C6-N1-C2	5.54	122.52	120.30
1	13	1231	G	C5-C6-O6	-5.54	125.28	128.60
26	1H	745	G	N1-C6-O6	5.54	123.22	119.90
26	14	179	G	N9-C4-C5	-5.54	103.18	105.40
26	1H	1282	U	C2-N3-C4	-5.54	123.68	127.00
26	14	2029	G	N1-C2-N2	5.54	121.19	116.20
1	13	50	A	C2-N3-C4	5.54	113.37	110.60
26	1H	2516	G	C6-C5-N7	5.54	133.72	130.40
1	1G	972	C	OP2-P-O3'	5.54	117.38	105.20
26	14	1332	G	C5-C6-N1	-5.54	108.73	111.50
1	1G	1074	G	C5-C6-N1	-5.54	108.73	111.50
26	1H	2609	U	N1-C2-O2	-5.54	118.92	122.80
26	14	2258	C	N1-C2-O2	-5.54	115.58	118.90
26	1H	745	G	OP1-P-OP2	-5.53	111.30	119.60
26	1H	1902	C	C4-C5-C6	5.53	120.17	117.40
1	1G	1358	U	C6-N1-C1'	-5.53	113.45	121.20
26	14	1973	G	N3-C2-N2	5.53	123.77	119.90
26	14	2429	G	OP2-P-O3'	5.53	117.37	105.20
1	13	520	A	OP1-P-OP2	5.53	127.89	119.60
26	1H	990	A	OP2-P-O3'	5.53	117.37	105.20
26	1H	1137	G	OP1-P-O3'	5.53	117.37	105.20
26	14	932	G	N3-C4-N9	-5.53	122.68	126.00
26	14	952	G	O5'-P-OP2	5.53	117.33	110.70
26	1H	593	G	C5-N7-C8	5.53	107.06	104.30
27	1J	44	G	C6-C5-N7	5.53	133.72	130.40
1	13	346	G	N7-C8-N9	5.53	115.86	113.10
1	13	422	C	C6-N1-C2	-5.53	118.09	120.30
26	1H	207	A	C8-N9-C4	5.53	108.01	105.80
26	1H	2686	G	N3-C4-N9	5.53	129.32	126.00
26	14	1258	C	OP2-P-O3'	5.53	117.36	105.20
26	1H	467	G	C5-C6-O6	5.52	131.91	128.60
1	1G	945	G	C6-C5-N7	-5.52	127.09	130.40
26	1H	434	U	N1-C2-O2	-5.52	118.93	122.80
26	1H	822	U	N3-C2-O2	-5.52	118.33	122.20
26	14	1961	C	C5-C4-N4	5.52	124.07	120.20
1	13	1502	A	N9-C1'-C2'	5.52	121.18	114.00
26	14	2582	G	C6-C5-N7	-5.52	127.09	130.40
26	1H	2751	G	C4-C5-C6	-5.52	115.49	118.80

*Continued on next page...*

*Continued from previous page...*

Mol	Chain	Res	Type	Atoms	Z	Observed(°)	Ideal(°)
26	1H	404	C	OP2-P-O3'	5.52	117.34	105.20
26	1H	481	G	O5'-P-OP2	-5.52	100.73	105.70
26	1H	1617	C	N3-C2-O2	5.52	125.76	121.90
26	1H	2604	U	N3-C2-O2	-5.52	118.34	122.20
26	14	97	C	OP1-P-OP2	5.52	127.88	119.60
26	14	773	U	C5-C6-N1	-5.52	119.94	122.70
26	14	1970	A	O4'-C1'-N9	-5.52	103.79	108.20
26	1H	329	G	O5'-P-OP2	-5.52	100.74	105.70
26	1H	1222	C	N3-C2-O2	-5.52	118.04	121.90
1	1G	1200	C	C2-N1-C1'	5.52	124.87	118.80
26	1H	2712	U	N3-C4-C5	5.51	117.91	114.60
1	1G	1084	G	N3-C4-C5	-5.51	125.84	128.60
1	1G	1259	C	C6-N1-C2	-5.51	118.09	120.30
25	4L	23	A	P-O3'-C3'	5.51	126.32	119.70
1	13	181	G	N3-C4-C5	-5.51	125.84	128.60
26	1H	1832	C	N1-C2-O2	5.51	122.21	118.90
26	14	1835	G	C4-N9-C1'	5.51	133.66	126.50
1	13	975	A	O4'-C1'-N9	-5.51	103.79	108.20
26	1H	1646	C	C5-C6-N1	-5.51	118.25	121.00
26	1H	2387	U	OP2-P-O3'	5.51	117.32	105.20
26	1H	2772	C	C5-C6-N1	-5.51	118.25	121.00
31	31	176	LEU	CB-CG-CD1	-5.51	101.63	111.00
26	1H	1675	C	C4-C5-C6	5.51	120.15	117.40
1	1G	1299	A	N7-C8-N9	5.51	116.55	113.80
26	1H	53	A	O5'-P-OP1	-5.50	100.75	105.70
26	1H	2848	G	O4'-C1'-N9	5.50	112.60	108.20
26	1H	987	G	OP1-P-OP2	-5.50	111.34	119.60
47	H8	157	LEU	CA-CB-CG	5.50	127.96	115.30
1	13	351	G	O5'-P-OP1	-5.50	100.75	105.70
26	14	1992	G	C5-C6-N1	5.50	114.25	111.50
1	1G	1359	C	C6-N1-C1'	-5.50	114.20	120.80
1	13	792	A	C3'-C2'-C1'	-5.50	97.10	101.50
26	1H	510	C	N3-C4-C5	-5.50	119.70	121.90
26	1H	667	U	N1-C2-O2	-5.50	118.95	122.80
26	1H	1331	A	OP1-P-O3'	5.50	117.30	105.20
26	14	770	G	O5'-P-OP2	5.50	117.30	110.70
26	1H	1677	A	OP1-P-OP2	-5.50	111.36	119.60
26	14	2371	G	C8-N9-C4	5.50	108.60	106.40
26	1H	1355	G	C5-C6-O6	5.50	131.90	128.60
26	1H	125	G	C8-N9-C4	5.49	108.60	106.40
26	1H	196	A	N7-C8-N9	5.49	116.55	113.80
26	1H	456	C	C6-N1-C2	5.49	122.50	120.30

*Continued on next page...*

*Continued from previous page...*

Mol	Chain	Res	Type	Atoms	Z	Observed(°)	Ideal(°)
26	1H	655	A	C2-N3-C4	-5.49	107.85	110.60
26	1H	668	G	O4'-C1'-N9	5.49	112.59	108.20
26	1H	1210	A	P-O3'-C3'	5.49	126.29	119.70
26	1H	2655	G	N3-C4-N9	-5.49	122.70	126.00
26	14	2789	C	N1-C2-O2	-5.49	115.61	118.90
26	1H	139	G	C2-N3-C4	5.49	114.64	111.90
26	1H	216	A	P-O3'-C3'	5.49	126.29	119.70
26	1H	940	G	C5-C6-O6	-5.49	125.31	128.60
1	1G	1227	A	N7-C8-N9	5.49	116.55	113.80
26	14	826	U	C4-C5-C6	5.49	122.99	119.70
26	1H	112	U	C5-C4-O4	-5.49	122.61	125.90
26	14	788	A	N1-C6-N6	5.49	121.89	118.60
26	14	2211	G	C4-N9-C1'	5.49	133.63	126.50
33	59	103	LEU	CA-CB-CG	5.49	127.92	115.30
26	1H	270(Y)	G	N1-C6-O6	-5.49	116.61	119.90
26	1H	2271	G	N3-C4-C5	-5.49	125.86	128.60
26	14	441	U	O5'-P-OP1	-5.49	100.76	105.70
26	14	2830	G	C8-N9-C4	-5.49	104.20	106.40
26	1H	828	U	C2-N1-C1'	5.49	124.28	117.70
26	1H	1395	A	OP1-P-OP2	5.49	127.83	119.60
26	14	2092	U	N3-C4-O4	-5.49	115.56	119.40
26	1H	1408	C	C5-C4-N4	-5.48	116.36	120.20
26	1H	1510	A	C2-N3-C4	5.48	113.34	110.60
1	13	1202	G	C5-C6-O6	5.48	131.89	128.60
26	1H	2060	A	C4-C5-C6	-5.48	114.26	117.00
26	1H	2311	A	N1-C6-N6	5.48	121.89	118.60
26	1H	1808	U	N3-C2-O2	5.48	126.04	122.20
26	1H	122	G	C6-C5-N7	-5.48	127.11	130.40
26	1H	2480	C	C6-N1-C2	-5.48	118.11	120.30
26	14	832	G	C2-N3-C4	5.48	114.64	111.90
26	14	1585	C	C2-N1-C1'	5.48	124.82	118.80
1	1G	1322	C	O4'-C1'-N1	5.47	112.58	108.20
26	1H	265	A	N3-C4-C5	5.47	130.63	126.80
26	1H	1026	U	OP1-P-O3'	5.47	117.24	105.20
26	1H	1357	U	O5'-P-OP1	-5.47	100.77	105.70
26	14	1626	G	N1-C6-O6	5.47	123.18	119.90
26	14	1968	G	N3-C4-C5	5.47	131.34	128.60
1	1G	502	G	N1-C2-N2	5.47	121.12	116.20
26	14	1304	C	N1-C2-O2	5.47	122.18	118.90
26	14	2303	G	OP1-P-O3'	5.47	117.23	105.20
26	14	2326	C	O5'-P-OP1	-5.47	100.78	105.70
26	1H	856	C	O5'-P-OP1	-5.47	100.78	105.70

*Continued on next page...*

*Continued from previous page...*

Mol	Chain	Res	Type	Atoms	Z	Observed(°)	Ideal(°)
1	1G	1299	A	C6-C5-N7	-5.47	128.47	132.30
1	13	1407	C	C5-C4-N4	5.47	124.03	120.20
26	1H	30	G	OP1-P-O3'	5.46	117.22	105.20
26	14	1394	U	O5'-P-OP2	5.46	117.26	110.70
26	1H	1678	G	N1-C2-N3	5.46	127.18	123.90
1	13	833	U	C2-N1-C1'	-5.46	111.15	117.70
26	1H	704	G	N9-C4-C5	5.46	107.58	105.40
26	1H	1292	U	OP1-P-O3'	5.46	117.22	105.20
26	1H	2208	U	C5-C6-N1	-5.46	119.97	122.70
26	14	489	G	C4-C5-N7	5.46	112.98	110.80
26	14	1349	A	C4-C5-N7	5.46	113.43	110.70
26	14	2211	G	O5'-P-OP2	-5.46	100.79	105.70
26	1H	663	G	O5'-P-OP2	-5.46	100.79	105.70
26	1H	739	G	N7-C8-N9	-5.46	110.37	113.10
26	14	2273	A	O5'-P-OP2	-5.46	100.79	105.70
26	1H	1786	A	C6-N1-C2	-5.46	115.33	118.60
26	14	721	C	C6-N1-C2	5.46	122.48	120.30
26	1H	2239	G	N1-C6-O6	-5.45	116.63	119.90
26	1H	691	C	C6-N1-C2	5.45	122.48	120.30
26	14	2032	G	C5-N7-C8	5.45	107.03	104.30
26	14	2380	C	C5-C4-N4	-5.45	116.38	120.20
26	14	581	C	C5-C4-N4	5.45	124.02	120.20
26	1H	987	G	N3-C4-N9	-5.45	122.73	126.00
26	1H	1128	A	O5'-P-OP1	-5.45	100.80	105.70
26	14	383	U	C2-N1-C1'	-5.45	111.16	117.70
26	1H	245	G	N3-C4-N9	5.45	129.27	126.00
26	1H	326	G	C8-N9-C4	-5.45	104.22	106.40
26	1H	2210	G	P-O3'-C3'	5.45	126.24	119.70
26	1H	409	C	C6-N1-C2	5.45	122.48	120.30
26	1H	568	U	N3-C2-O2	5.45	126.01	122.20
26	1H	1256	G	C8-N9-C4	5.45	108.58	106.40
26	1H	2506	U	C2-N1-C1'	5.45	124.23	117.70
26	1H	213	A	C5-N7-C8	-5.44	101.18	103.90
26	1H	1217	C	N1-C2-O2	-5.44	115.63	118.90
26	14	1528	A	C5-N7-C8	-5.44	101.18	103.90
26	1H	2420	C	O5'-P-OP1	-5.44	100.80	105.70
26	14	1835	G	N3-C4-C5	-5.44	125.88	128.60
26	14	2386	C	N1-C2-O2	-5.44	115.64	118.90
26	1H	1827	C	C4-C5-C6	5.44	120.12	117.40
26	1H	2068	U	O5'-P-OP1	-5.44	100.80	105.70
26	14	771	G	C8-N9-C4	5.44	108.58	106.40
1	13	1450	U	N1-C2-O2	5.44	126.61	122.80

*Continued on next page...*

*Continued from previous page...*

Mol	Chain	Res	Type	Atoms	Z	Observed(°)	Ideal(°)
26	14	2390	U	C6-N1-C2	-5.44	117.74	121.00
49	F5	84	GLY	N-CA-C	5.44	126.69	113.10
25	4K	12	A	C5-C6-N1	5.43	120.42	117.70
26	1H	762	U	N1-C2-O2	5.43	126.60	122.80
26	1H	784	A	N9-C4-C5	5.43	107.97	105.80
26	14	1765	C	N3-C4-C5	5.43	124.07	121.90
26	14	2477	C	C6-N1-C2	-5.43	118.13	120.30
27	1J	22	U	C6-N1-C2	-5.43	117.74	121.00
26	1H	212	G	OP2-P-O3'	5.43	117.15	105.20
26	1H	2241	A	O5'-P-OP1	-5.43	100.81	105.70
1	1G	525	C	C5-C6-N1	5.43	123.72	121.00
26	14	956	G	N1-C6-O6	5.43	123.16	119.90
26	1H	2249	U	O5'-P-OP1	-5.43	100.81	105.70
1	13	535	A	OP2-P-O3'	5.43	117.14	105.20
26	1H	2353	G	OP1-P-OP2	5.43	127.74	119.60
26	14	1762	A	C4-N9-C1'	5.43	136.07	126.30
49	F5	35	THR	C-N-CA	-5.43	110.91	122.30
26	1H	2552	U	N1-C2-O2	-5.42	119.00	122.80
52	M8	45	GLY	N-CA-C	-5.42	99.54	113.10
1	1G	577	G	N1-C6-O6	-5.42	116.65	119.90
26	14	1520	U	C5-C4-O4	5.42	129.16	125.90
26	1H	2296	U	N3-C4-O4	5.42	123.20	119.40
26	14	2315	G	C2-N3-C4	5.42	114.61	111.90
26	1H	2595	G	C8-N9-C1'	5.42	134.05	127.00
1	13	327	A	O5'-P-OP2	-5.42	100.82	105.70
26	1H	1260	G	N1-C6-O6	-5.42	116.65	119.90
26	14	1283	G	C4-C5-N7	-5.42	108.63	110.80
26	1H	113	G	N3-C4-N9	-5.42	122.75	126.00
26	1H	1992	G	P-O3'-C3'	5.42	126.20	119.70
26	1H	2434	A	OP2-P-O3'	5.42	117.12	105.20
26	1H	2615	U	N3-C2-O2	-5.42	118.41	122.20
1	1G	528	C	C6-N1-C1'	5.42	127.30	120.80
26	14	1390	U	N3-C2-O2	-5.42	118.41	122.20
26	14	1605	C	C4-C5-C6	5.42	120.11	117.40
26	1H	57	C	N1-C2-N3	-5.42	115.41	119.20
26	1H	1642	G	N3-C4-N9	-5.42	122.75	126.00
26	1H	1940	U	N1-C2-O2	-5.42	119.01	122.80
26	1H	1968	G	O5'-P-OP1	5.42	117.20	110.70
26	1H	2621	A	C8-N9-C4	5.42	107.97	105.80
1	1G	1498	U	O5'-P-OP1	-5.42	100.83	105.70
26	14	527	C	C6-N1-C2	5.42	122.47	120.30
26	1H	958	U	C6-N1-C2	-5.42	117.75	121.00

*Continued on next page...*

*Continued from previous page...*

Mol	Chain	Res	Type	Atoms	Z	Observed(°)	Ideal(°)
26	1H	1681	G	C6-C5-N7	-5.42	127.15	130.40
26	1H	2699	C	C5-C4-N4	-5.42	116.41	120.20
9	82	56	LEU	CA-CB-CG	5.42	127.75	115.30
1	13	748	C	P-O3'-C3'	5.41	126.20	119.70
26	1H	109	G	N1-C6-O6	-5.41	116.65	119.90
26	1H	400	G	C5-C6-O6	-5.41	125.35	128.60
1	1G	310	G	N3-C4-C5	5.41	131.31	128.60
1	1G	1257	U	C5-C6-N1	5.41	125.41	122.70
26	14	2540	C	O5'-P-OP2	-5.41	100.83	105.70
26	14	2779	U	C2-N3-C4	-5.41	123.75	127.00
26	14	2789	C	C6-N1-C1'	5.41	127.30	120.80
26	1H	1373	A	N7-C8-N9	-5.41	111.09	113.80
1	13	266	G	N7-C8-N9	5.41	115.81	113.10
1	13	1530	G	C5-N7-C8	-5.41	101.59	104.30
26	1H	859	G	C8-N9-C4	5.41	108.56	106.40
26	1H	1661	G	N1-C6-O6	-5.41	116.65	119.90
26	14	2763	G	N3-C4-N9	5.41	129.25	126.00
26	14	1968	G	C4-C5-N7	5.41	112.96	110.80
26	14	2357	U	O5'-P-OP2	-5.41	100.83	105.70
26	14	2516	G	OP2-P-O3'	5.41	117.10	105.20
26	14	2542	A	C5-N7-C8	5.41	106.61	103.90
26	1H	26	G	N3-C2-N2	5.41	123.69	119.90
1	1G	1403	C	C5-C6-N1	-5.41	118.30	121.00
26	14	1267	U	OP2-P-O3'	5.41	117.10	105.20
22	1K	75	C	N1-C2-O2	5.41	122.14	118.90
26	1H	2088	G	N1-C6-O6	5.41	123.14	119.90
26	1H	2260	C	N3-C4-N4	-5.41	114.22	118.00
1	1G	815	A	OP2-P-O3'	5.41	117.09	105.20
26	1H	1528	A	C5-C6-N1	-5.40	115.00	117.70
1	1G	1301	U	N1-C2-O2	5.40	126.58	122.80
26	14	2393	A	N1-C6-N6	5.40	121.84	118.60
1	13	974	A	C4-C5-N7	5.40	113.40	110.70
24	3K	72	C	C2-N3-C4	5.40	122.60	119.90
26	1H	2751	G	N7-C8-N9	-5.40	110.40	113.10
26	14	574	C	C5-C4-N4	5.40	123.98	120.20
26	14	1796	U	O5'-P-OP2	5.40	117.18	110.70
26	1H	1416	G	O5'-P-OP2	-5.40	100.84	105.70
26	14	1604	C	C5-C4-N4	-5.40	116.42	120.20
26	14	1614	A	N7-C8-N9	5.40	116.50	113.80
26	1H	961	C	OP1-P-O3'	5.40	117.07	105.20
26	1H	1288	U	C5-C4-O4	-5.40	122.66	125.90
26	1H	1796	U	C6-N1-C2	5.39	124.24	121.00

*Continued on next page...*

*Continued from previous page...*

Mol	Chain	Res	Type	Atoms	Z	Observed(°)	Ideal(°)
26	14	529	A	C8-N9-C4	-5.39	103.64	105.80
26	14	1817	G	O5'-P-OP2	-5.39	100.84	105.70
26	1H	1142(A)	A	N1-C6-N6	5.39	121.84	118.60
26	1H	1833	U	C5-C4-O4	5.39	129.14	125.90
26	1H	2572	A	C8-N9-C4	5.39	107.96	105.80
1	1G	552	U	OP2-P-O3'	5.39	117.06	105.20
26	14	1296	G	OP2-P-O3'	5.39	117.06	105.20
26	14	1982	C	O5'-P-OP2	-5.39	100.85	105.70
26	14	2307	G	C8-N9-C1'	-5.39	119.99	127.00
26	1H	1649	G	C8-N9-C4	-5.39	104.24	106.40
1	1G	8	A	N7-C8-N9	-5.39	111.11	113.80
26	14	1679	U	C6-N1-C2	-5.39	117.77	121.00
27	1J	102	G	C4-N9-C1'	-5.39	119.49	126.50
39	55	100	LEU	CA-CB-CG	-5.39	102.91	115.30
26	1H	2610	C	N1-C2-O2	5.39	122.13	118.90
26	14	1342	A	C5-C6-N1	-5.39	115.01	117.70
26	1H	721	C	N1-C2-O2	-5.39	115.67	118.90
26	1H	799	G	N9-C4-C5	-5.39	103.25	105.40
26	1H	2016	U	C5-C6-N1	-5.39	120.01	122.70
26	14	450	G	C6-C5-N7	5.39	133.63	130.40
26	14	1274	A	N1-C6-N6	5.39	121.83	118.60
26	1H	1823	G	N9-C4-C5	5.38	107.55	105.40
26	14	2789	C	C2-N1-C1'	-5.38	112.88	118.80
26	1H	800	A	N7-C8-N9	-5.38	111.11	113.80
26	1H	2282	G	O5'-P-OP1	-5.38	100.86	105.70
26	1H	747	U	OP1-P-OP2	5.38	127.67	119.60
26	14	704	G	C5-C6-O6	-5.38	125.37	128.60
26	14	800	A	N1-C2-N3	-5.38	126.61	129.30
26	14	1407	C	C4-C5-C6	-5.38	114.71	117.40
26	14	912	C	OP2-P-O3'	5.38	117.04	105.20
26	1H	1534	G	C4-N9-C1'	5.38	133.49	126.50
26	14	1558	A	P-O3'-C3'	5.38	126.15	119.70
26	14	1782	C	C5-C4-N4	-5.38	116.44	120.20
26	14	2688	U	C4-C5-C6	5.38	122.93	119.70
1	13	1519	A	N1-C2-N3	5.38	131.99	129.30
26	1H	23	G	N3-C2-N2	-5.38	116.14	119.90
27	16	38	C	OP2-P-O3'	5.38	117.03	105.20
1	1G	1259	C	C5-C6-N1	5.38	123.69	121.00
26	14	2505	G	OP2-P-O3'	5.38	117.03	105.20
26	14	2617	C	C6-N1-C2	5.38	122.45	120.30
1	13	1408	A	C8-N9-C4	-5.38	103.65	105.80
1	13	1381	U	C2-N1-C1'	5.37	124.15	117.70

*Continued on next page...*

*Continued from previous page...*

Mol	Chain	Res	Type	Atoms	Z	Observed(°)	Ideal(°)
26	1H	445	C	OP2-P-O3'	-5.37	93.38	105.20
26	1H	752	A	N9-C4-C5	-5.37	103.65	105.80
26	1H	836	G	N9-C4-C5	5.37	107.55	105.40
26	1H	1950	G	C6-C5-N7	-5.37	127.17	130.40
26	1H	117	G	N3-C2-N2	5.37	123.66	119.90
26	1H	510	C	C2-N3-C4	5.37	122.59	119.90
1	1G	15	G	N3-C4-N9	5.37	129.22	126.00
26	14	2286	A	C6-C5-N7	-5.37	128.54	132.30
41	75	4	GLY	N-CA-C	-5.37	99.67	113.10
26	1H	1955	U	N3-C4-O4	-5.37	115.64	119.40
26	1H	134	C	C5-C6-N1	-5.37	118.31	121.00
26	1H	2261	C	OP2-P-O3'	5.37	117.01	105.20
26	1H	992	C	OP1-P-O3'	5.37	117.01	105.20
1	13	1064	G	P-O3'-C3'	5.37	126.14	119.70
26	1H	141	A	C2-N3-C4	-5.37	107.92	110.60
29	11	222	ARG	NE-CZ-NH2	-5.37	117.62	120.30
1	1G	525	C	N3-C4-N4	5.37	121.76	118.00
26	14	1695	G	N9-C4-C5	-5.37	103.25	105.40
26	14	2334	G	O4'-C1'-N9	-5.37	103.91	108.20
1	13	757	U	C5-C6-N1	-5.36	120.02	122.70
1	13	1279	A	C8-N9-C4	-5.36	103.66	105.80
26	1H	247	G	C8-N9-C4	5.36	108.55	106.40
26	1H	2311	A	C6-C5-N7	-5.36	128.54	132.30
26	14	1323	U	OP1-P-O3'	5.36	117.00	105.20
26	14	1885	A	C8-N9-C4	5.36	107.95	105.80
26	1H	2502	G	O5'-P-OP1	-5.36	100.88	105.70
1	13	182	U	N1-C2-O2	-5.36	119.05	122.80
1	13	1129	C	C5-C6-N1	5.36	123.68	121.00
26	1H	753	C	N3-C2-O2	-5.36	118.15	121.90
26	1H	2598	A	O5'-P-OP1	-5.36	100.88	105.70
27	16	36	C	C2-N3-C4	-5.36	117.22	119.90
37	35	33	ARG	C-N-CA	-5.36	111.04	122.30
26	1H	182	A	C8-N9-C4	5.36	107.94	105.80
26	14	472	A	N9-C4-C5	5.36	107.94	105.80
26	1H	1297	C	C5-C4-N4	5.36	123.95	120.20
26	1H	1496	A	C5-C6-N6	-5.36	119.42	123.70
26	1H	2476	A	C8-N9-C4	-5.36	103.66	105.80
26	14	113	G	C5-C6-O6	-5.36	125.39	128.60
26	14	383	U	O5'-P-OP1	-5.36	100.88	105.70
26	14	772	C	O5'-P-OP2	5.36	117.13	110.70
26	14	1342	A	C4-C5-C6	5.36	119.68	117.00
26	14	2248	C	N3-C2-O2	-5.36	118.15	121.90

*Continued on next page...*



*Continued from previous page...*

Mol	Chain	Res	Type	Atoms	Z	Observed(°)	Ideal(°)
26	1H	463	G	C8-N9-C4	5.35	108.54	106.40
26	1H	847	U	C4-C5-C6	5.35	122.91	119.70
26	14	786	C	N3-C4-N4	-5.35	114.25	118.00
26	14	1022	G	P-O3'-C3'	5.35	126.12	119.70
26	14	2063	C	C6-N1-C2	-5.35	118.16	120.30
26	14	2362	G	O5'-P-OP2	5.35	117.12	110.70
26	14	2473	U	N1-C2-O2	5.35	126.55	122.80
26	1H	1382	G	C6-C5-N7	-5.35	127.19	130.40
26	14	179	G	C8-N9-C4	5.35	108.54	106.40
26	1H	1336	A	N1-C6-N6	-5.35	115.39	118.60
1	1G	857	C	C2-N1-C1'	5.35	124.69	118.80
1	1G	1281	U	N1-C2-O2	5.35	126.54	122.80
26	1H	107	C	C6-N1-C2	5.35	122.44	120.30
26	1H	869	G	N1-C2-N2	-5.35	111.39	116.20
26	1H	2540	C	N3-C4-C5	5.35	124.04	121.90
26	14	1277	G	OP1-P-OP2	5.35	127.62	119.60
26	1H	1665	A	O5'-P-OP2	5.34	117.11	110.70
26	1H	2026	C	OP1-P-OP2	5.34	127.61	119.60
26	1H	395	U	N3-C4-O4	5.34	123.14	119.40
26	1H	2595	G	N3-C4-N9	-5.34	122.79	126.00
23	2L	21	U	C5-C6-N1	5.34	125.37	122.70
26	1H	593	G	N7-C8-N9	-5.34	110.43	113.10
26	14	2424	C	O5'-P-OP1	-5.34	100.89	105.70
26	14	2334	G	OP1-P-O3'	5.34	116.94	105.20
26	14	2346	A	C6-C5-N7	-5.34	128.56	132.30
26	1H	1858	G	P-O3'-C3'	5.34	126.10	119.70
26	1H	2298	A	O5'-P-OP1	5.34	117.10	110.70
26	14	1563	G	OP2-P-O3'	5.34	116.94	105.20
26	14	2042	A	O5'-P-OP2	-5.34	100.90	105.70
26	14	2057	A	C5-C6-N6	-5.34	119.43	123.70
26	1H	2580	U	N3-C2-O2	-5.33	118.47	122.20
26	14	2267	A	C4-N9-C1'	5.33	135.90	126.30
26	1H	1668	A	C2-N3-C4	5.33	113.27	110.60
26	1H	2347	C	N3-C2-O2	-5.33	118.17	121.90
12	3A	27	LEU	CA-CB-CG	5.33	127.57	115.30
26	14	827	U	C2-N1-C1'	-5.33	111.30	117.70
1	13	811	C	C6-N1-C2	5.33	122.43	120.30
26	1H	1632	A	C6-C5-N7	-5.33	128.57	132.30
26	14	1964	G	N1-C2-N2	-5.33	111.40	116.20
26	1H	1675	C	N1-C2-O2	-5.33	115.70	118.90
27	16	81	G	C5-C6-O6	-5.33	125.40	128.60
26	14	140	A	C2-N3-C4	-5.33	107.94	110.60

*Continued on next page...*

*Continued from previous page...*

Mol	Chain	Res	Type	Atoms	Z	Observed(°)	Ideal(°)
26	14	664	C	C5-C6-N1	-5.33	118.34	121.00
26	14	2253	G	N1-C6-O6	5.33	123.10	119.90
26	1H	1365	A	C5-C6-N1	-5.33	115.04	117.70
26	14	308	G	O5'-P-OP2	-5.33	100.91	105.70
26	1H	659	C	C6-N1-C2	5.33	122.43	120.30
26	1H	1385	G	N3-C4-N9	-5.33	122.81	126.00
26	1H	2714	G	O5'-P-OP2	-5.33	100.91	105.70
26	14	205	G	C8-N9-C4	5.33	108.53	106.40
26	14	2688	U	C5-C6-N1	-5.33	120.04	122.70
26	1H	451	C	C2-N3-C4	-5.32	117.24	119.90
26	1H	2690	C	N1-C2-O2	-5.32	115.71	118.90
1	1G	267	C	O5'-P-OP1	-5.32	100.91	105.70
26	14	1820	U	O5'-P-OP1	-5.32	100.91	105.70
26	14	141	A	N7-C8-N9	5.32	116.46	113.80
26	1H	673	C	N3-C4-N4	5.32	121.72	118.00
26	1H	1312	U	O5'-P-OP1	-5.32	100.91	105.70
24	3L	74	C	C5-C6-N1	5.32	123.66	121.00
26	14	450	G	C5-C6-O6	5.32	131.79	128.60
26	14	1475	G	N7-C8-N9	5.32	115.76	113.10
26	1H	20	C	C2-N3-C4	-5.32	117.24	119.90
26	1H	265	A	C4-C5-N7	5.32	113.36	110.70
26	1H	741	G	N1-C6-O6	5.32	123.09	119.90
26	1H	2285	C	C5-C4-N4	5.32	123.92	120.20
26	1H	2294	C	C5-C6-N1	5.32	123.66	121.00
26	1H	2562	U	C5-C6-N1	-5.32	120.04	122.70
37	78	17	LYS	CA-CB-CG	5.32	125.10	113.40
1	13	429	U	O4'-C1'-N1	5.32	112.45	108.20
26	1H	470	A	C4-C5-N7	5.32	113.36	110.70
26	1H	1313	U	O4'-C1'-N1	5.32	112.45	108.20
1	1G	1525	G	C4-C5-N7	-5.32	108.67	110.80
26	14	1021	A	C8-N9-C4	-5.32	103.67	105.80
26	14	2613	U	C5-C6-N1	-5.32	120.04	122.70
30	29	44	TYR	CA-CB-CG	5.31	123.50	113.40
1	13	630	G	O5'-P-OP2	-5.31	100.92	105.70
1	13	1379	G	O5'-P-OP2	-5.31	100.92	105.70
26	1H	468	G	N9-C4-C5	-5.31	103.28	105.40
26	1H	620	G	C5-C6-O6	-5.31	125.41	128.60
26	1H	783	A	OP1-P-O3'	-5.31	93.51	105.20
26	14	195	A	C4-C5-C6	5.31	119.66	117.00
26	14	1471	A	C8-N9-C4	-5.31	103.67	105.80
26	14	2523	G	C6-C5-N7	-5.31	127.21	130.40
27	16	44	G	N3-C4-N9	-5.31	122.81	126.00

*Continued on next page...*

*Continued from previous page...*

Mol	Chain	Res	Type	Atoms	Z	Observed(°)	Ideal(°)
1	1G	230	G	N3-C4-N9	-5.31	122.81	126.00
1	1G	690	G	C2-N3-C4	-5.31	109.24	111.90
26	1H	1563	G	OP2-P-O3'	5.31	116.88	105.20
26	1H	2035	G	N3-C4-C5	5.31	131.25	128.60
26	14	656	G	C5-C6-O6	-5.31	125.42	128.60
26	1H	704	G	N3-C2-N2	-5.31	116.19	119.90
1	1G	186	C	C6-N1-C2	-5.31	118.18	120.30
26	1H	1156	A	O4'-C1'-N9	-5.31	103.95	108.20
26	1H	2252	G	O5'-P-OP1	-5.31	100.92	105.70
26	14	70	G	N3-C2-N2	5.31	123.61	119.90
1	13	690	G	C4-C5-N7	5.30	112.92	110.80
26	1H	2346	A	C1'-O4'-C4'	-5.30	105.66	109.90
26	14	2038	G	C8-N9-C4	5.30	108.52	106.40
26	1H	380	U	C5-C4-O4	5.30	129.08	125.90
26	1H	627	A	OP1-P-O3'	5.30	116.87	105.20
26	14	1129	A	O4'-C1'-N9	5.30	112.44	108.20
26	14	1948	G	O5'-P-OP1	-5.30	100.93	105.70
1	13	125	U	C2-N1-C1'	-5.30	111.34	117.70
1	13	1201	A	O4'-C1'-N9	5.30	112.44	108.20
1	13	1489	G	C8-N9-C4	5.30	108.52	106.40
26	1H	49	A	N9-C4-C5	-5.30	103.68	105.80
26	14	301	G	C4-N9-C1'	-5.30	119.61	126.50
26	14	1128	A	C5-C6-N6	-5.30	119.46	123.70
26	1H	2032	G	N1-C2-N3	5.30	127.08	123.90
26	14	383	U	O4'-C1'-N1	5.30	112.44	108.20
26	14	1647	G	O5'-P-OP1	-5.30	100.93	105.70
1	13	525	C	C5-C6-N1	5.30	123.65	121.00
26	14	1261	C	O5'-P-OP1	-5.30	100.93	105.70
26	1H	2213	U	O4'-C1'-N1	5.30	112.44	108.20
1	13	768	A	C6-N1-C2	-5.29	115.42	118.60
26	1H	1705	G	C5-C6-O6	5.29	131.78	128.60
26	1H	760	G	C5-C6-O6	-5.29	125.42	128.60
26	1H	765	G	C5-C6-N1	-5.29	108.85	111.50
26	1H	839	U	C5-C4-O4	5.29	129.08	125.90
26	1H	1437	C	C2-N1-C1'	5.29	124.62	118.80
26	1H	1681	G	C5-N7-C8	-5.29	101.65	104.30
26	1H	2377	A	N1-C6-N6	5.29	121.78	118.60
26	1H	2779	U	C5-C6-N1	-5.29	120.05	122.70
26	14	1964	G	C5-C6-O6	5.29	131.78	128.60
26	1H	265	A	C5-C6-N1	-5.29	115.05	117.70
26	1H	1544	C	C2-N1-C1'	5.29	124.62	118.80
26	1H	1776	G	N1-C6-O6	5.29	123.08	119.90

*Continued on next page...*

*Continued from previous page...*

Mol	Chain	Res	Type	Atoms	Z	Observed(°)	Ideal(°)
26	1H	1495	A	OP1-P-O3'	5.29	116.84	105.20
26	1H	1966	A	N3-C4-N9	-5.29	123.17	127.40
1	1G	567	G	C2-N3-C4	-5.29	109.25	111.90
26	1H	906	G	N3-C4-N9	-5.29	122.83	126.00
26	1H	1758	G	N1-C2-N2	5.29	120.96	116.20
26	1H	1799	G	C2-N3-C4	5.29	114.54	111.90
26	1H	2655	G	C4-N9-C1'	-5.29	119.62	126.50
26	14	878	A	O4'-C1'-N9	5.29	112.43	108.20
26	14	2872	G	N3-C4-C5	-5.29	125.95	128.60
26	1H	860	U	O5'-P-OP1	5.29	117.04	110.70
1	1G	1499	A	C8-N9-C4	5.29	107.92	105.80
26	14	955	C	C6-N1-C1'	5.29	127.14	120.80
26	14	1283	G	C5-N7-C8	5.29	106.94	104.30
1	13	505	G	N7-C8-N9	5.29	115.74	113.10
26	1H	1204	A	N1-C6-N6	-5.29	115.43	118.60
26	14	140	A	O4'-C1'-N9	5.29	112.43	108.20
26	14	705	A	C2-N3-C4	-5.29	107.96	110.60
4	3E	25	ARG	NE-CZ-NH2	5.28	122.94	120.30
26	1H	1819	A	OP1-P-OP2	5.28	127.53	119.60
26	1H	2566	A	P-O3'-C3'	5.28	126.04	119.70
1	1G	353	A	N7-C8-N9	5.28	116.44	113.80
26	14	1564	C	N3-C4-N4	-5.28	114.30	118.00
26	14	2267	A	C8-N9-C1'	-5.28	118.19	127.70
27	1J	44	G	C8-N9-C4	5.28	108.51	106.40
26	1H	864	G	C2-N3-C4	5.28	114.54	111.90
26	1H	944	G	C4-N9-C1'	5.28	133.36	126.50
26	1H	1009	A	C8-N9-C4	5.28	107.91	105.80
56	1L	69	A	P-O3'-C3'	5.28	126.04	119.70
26	14	1200	C	C5-C6-N1	-5.28	118.36	121.00
26	14	2618	G	C5-C6-O6	5.28	131.77	128.60
1	13	277	C	OP2-P-O3'	5.28	116.81	105.20
26	1H	237	C	C2-N3-C4	-5.28	117.26	119.90
1	13	1437	C	C5-C4-N4	-5.28	116.51	120.20
26	1H	789	A	O5'-P-OP1	-5.28	100.95	105.70
26	14	265	A	C2-N3-C4	-5.28	107.96	110.60
26	14	621	A	O4'-C1'-N9	5.28	112.42	108.20
26	1H	2636	U	O4'-C1'-N1	5.28	112.42	108.20
26	14	1989	G	N9-C4-C5	5.27	107.51	105.40
26	14	141	A	N3-C4-C5	5.27	130.49	126.80
27	1J	44	G	N3-C4-C5	5.27	131.24	128.60
1	13	32	A	C8-N9-C4	-5.27	103.69	105.80
26	1H	102	G	OP1-P-O3'	5.27	116.80	105.20

*Continued on next page...*

*Continued from previous page...*

Mol	Chain	Res	Type	Atoms	Z	Observed(°)	Ideal(°)
1	1G	449	C	N1-C2-O2	5.27	122.06	118.90
26	14	767	U	C5-C4-O4	5.27	129.06	125.90
26	1H	238	C	C4-C5-C6	5.27	120.03	117.40
26	1H	1004	C	N1-C2-O2	-5.27	115.74	118.90
26	1H	1787	A	N7-C8-N9	5.27	116.44	113.80
26	1H	2580	U	C2-N1-C1'	5.27	124.02	117.70
27	16	5	C	C5-C6-N1	-5.27	118.36	121.00
1	1G	266	G	O4'-C1'-N9	-5.27	103.98	108.20
26	14	1964	G	N3-C4-N9	5.27	129.16	126.00
26	1H	686	G	C8-N9-C4	5.27	108.51	106.40
26	14	705	A	O5'-P-OP2	-5.27	100.96	105.70
26	14	826	U	C5-C6-N1	-5.27	120.07	122.70
26	14	1733	G	N1-C6-O6	5.27	123.06	119.90
43	95	40	LEU	CA-CB-CG	5.27	127.42	115.30
26	1H	801	G	N1-C2-N3	5.27	127.06	123.90
26	1H	944	G	O5'-P-OP2	-5.27	100.96	105.70
26	1H	1393	A	N1-C6-N6	-5.27	115.44	118.60
1	13	328	C	C6-N1-C1'	-5.26	114.48	120.80
26	1H	641	C	O5'-P-OP2	5.26	117.02	110.70
26	1H	804	A	C8-N9-C4	5.26	107.91	105.80
26	1H	2326	C	C6-N1-C2	-5.26	118.19	120.30
26	14	826	U	N1-C2-N3	5.26	118.06	114.90
26	14	988	A	N7-C8-N9	5.26	116.43	113.80
26	1H	2639	A	C8-N9-C4	-5.26	103.69	105.80
1	1G	330	C	N1-C2-O2	5.26	122.06	118.90
27	16	90	C	N3-C4-C5	5.26	124.00	121.90
26	14	141	A	C2-N3-C4	-5.26	107.97	110.60
1	13	560	U	C6-N1-C2	-5.26	117.84	121.00
26	1H	655	A	C5-N7-C8	-5.26	101.27	103.90
26	1H	999	U	C5-C4-O4	5.26	129.06	125.90
26	1H	1252	G	O4'-C1'-N9	-5.26	103.99	108.20
26	1H	1839	G	C4-N9-C1'	5.26	133.34	126.50
26	1H	2300	G	N9-C4-C5	5.26	107.50	105.40
26	1H	1017	G	N9-C4-C5	5.26	107.50	105.40
26	14	932	G	N3-C4-C5	5.26	131.23	128.60
26	14	2279	G	C5-C6-O6	5.26	131.75	128.60
26	14	2681	C	C5-C4-N4	5.26	123.88	120.20
26	14	2873	A	N9-C1'-C2'	5.26	120.83	114.00
1	13	943	U	C5-C4-O4	-5.25	122.75	125.90
26	1H	321	G	N1-C6-O6	5.25	123.05	119.90
26	1H	2718	G	N1-C6-O6	5.25	123.05	119.90
1	13	943	U	N3-C2-O2	5.25	125.88	122.20

*Continued on next page...*

*Continued from previous page...*

Mol	Chain	Res	Type	Atoms	Z	Observed(°)	Ideal(°)
26	1H	1950	G	C4-C5-N7	5.25	112.90	110.80
26	14	502	A	C2-N3-C4	-5.25	107.97	110.60
26	14	748	G	C4-N9-C1'	-5.25	119.67	126.50
26	1H	946	G	C8-N9-C4	5.25	108.50	106.40
1	1G	1151	A	O4'-C1'-N9	5.25	112.40	108.20
26	1H	1010	A	OP1-P-OP2	-5.25	111.72	119.60
26	14	242	G	C4-N9-C1'	-5.25	119.67	126.50
1	13	5	U	C2-N1-C1'	5.25	124.00	117.70
26	1H	591	C	N1-C2-O2	-5.25	115.75	118.90
26	14	2520	C	C5-C6-N1	-5.25	118.38	121.00
26	14	2580	U	C5-C4-O4	-5.25	122.75	125.90
1	13	896	C	N1-C2-O2	-5.25	115.75	118.90
1	1G	219	C	C6-N1-C2	-5.25	118.20	120.30
23	2L	40	C	C6-N1-C2	-5.25	118.20	120.30
1	1G	652	U	N1-C2-O2	5.25	126.47	122.80
1	1G	1390	U	C5-C4-O4	5.25	129.05	125.90
26	1H	1157	G	C6-C5-N7	-5.24	127.25	130.40
26	1H	1964	G	O4'-C1'-N9	-5.24	104.01	108.20
26	1H	2311	A	C8-N9-C4	-5.24	103.70	105.80
26	14	1210	A	N7-C8-N9	5.24	116.42	113.80
1	1G	1331	G	P-O3'-C3'	5.24	125.99	119.70
26	14	2286	A	C5-N7-C8	-5.24	101.28	103.90
26	1H	265	A	C6-C5-N7	-5.24	128.63	132.30
26	1H	2238	G	OP1-P-OP2	5.24	127.46	119.60
27	16	96	G	C5-C6-O6	-5.24	125.46	128.60
23	2L	18	C	C6-N1-C2	-5.24	118.20	120.30
26	1H	944	G	N7-C8-N9	5.24	115.72	113.10
26	1H	1197	G	C8-N9-C4	5.24	108.50	106.40
26	14	1936	A	O4'-C1'-N9	5.24	112.39	108.20
26	14	2064	C	OP1-P-OP2	5.24	127.46	119.60
26	1H	1919	A	O4'-C1'-N9	-5.24	104.01	108.20
26	14	951	C	OP1-P-O3'	5.24	116.72	105.20
26	1H	1634	A	N1-C6-N6	5.24	121.74	118.60
26	1H	2811	G	C4-C5-N7	5.24	112.89	110.80
26	14	499	U	N3-C2-O2	-5.24	118.54	122.20
26	14	2213	U	C2-N1-C1'	5.24	123.98	117.70
26	14	2612	C	N3-C4-N4	5.24	121.67	118.00
1	13	726	C	OP1-P-O3'	5.23	116.72	105.20
26	14	2473	U	C6-N1-C1'	-5.23	113.87	121.20
26	1H	36	G	OP2-P-O3'	5.23	116.71	105.20
26	1H	1965	C	N1-C2-O2	5.23	122.04	118.90
26	1H	2559	C	C5-C6-N1	-5.23	118.38	121.00

*Continued on next page...*

*Continued from previous page...*

Mol	Chain	Res	Type	Atoms	Z	Observed(°)	Ideal(°)
34	61	68	LEU	CA-CB-CG	5.23	127.33	115.30
26	14	1854	A	N9-C4-C5	5.23	107.89	105.80
26	1H	866	A	C8-N9-C1'	-5.23	118.29	127.70
26	1H	1610	A	C6-C5-N7	-5.23	128.64	132.30
26	1H	1954	G	N1-C6-O6	5.23	123.04	119.90
26	1H	681	G	OP2-P-O3'	5.23	116.70	105.20
26	1H	945	A	O4'-C1'-N9	5.23	112.38	108.20
26	14	680	G	C8-N9-C4	-5.23	104.31	106.40
26	14	771	G	N7-C8-N9	-5.23	110.48	113.10
26	14	1932	A	C8-N9-C4	5.23	107.89	105.80
26	1H	634	C	N3-C4-N4	-5.23	114.34	118.00
26	1H	1636	C	N1-C2-O2	-5.23	115.76	118.90
26	1H	2370	G	N1-C6-O6	-5.23	116.76	119.90
26	1H	2622	C	OP2-P-O3'	5.23	116.70	105.20
26	14	208	C	N1-C2-N3	-5.23	115.54	119.20
1	13	582	U	N3-C4-C5	5.23	117.73	114.60
26	1H	372	G	O4'-C1'-N9	5.23	112.38	108.20
26	1H	1280	G	N9-C1'-C2'	-5.23	106.25	112.00
26	1H	1594	G	N3-C2-N2	-5.23	116.24	119.90
34	61	72	LEU	CA-CB-CG	5.23	127.32	115.30
26	14	665	C	C6-N1-C2	5.23	122.39	120.30
1	13	961	U	OP2-P-O3'	5.22	116.69	105.20
26	1H	1698	A	N7-C8-N9	5.22	116.41	113.80
26	1H	1835	G	C8-N9-C1'	-5.22	120.21	127.00
26	14	845	G	N3-C4-N9	5.22	129.13	126.00
26	14	1282	U	O5'-P-OP1	-5.22	101.00	105.70
26	14	1516	U	N1-C2-O2	5.22	126.46	122.80
26	14	2239	G	N3-C2-N2	5.22	123.56	119.90
27	1J	65	C	O4'-C1'-N1	5.22	112.38	108.20
1	1G	1407	C	C5-C6-N1	5.22	123.61	121.00
26	14	330	A	N3-C4-C5	5.22	130.46	126.80
26	14	537	C	C5-C6-N1	5.22	123.61	121.00
26	1H	518	G	OP2-P-O3'	5.22	116.68	105.20
26	1H	1955	U	C5-C4-O4	5.22	129.03	125.90
26	14	912	C	C6-N1-C2	-5.22	118.21	120.30
1	1G	413	G	N1-C6-O6	-5.22	116.77	119.90
26	14	2685	G	N1-C6-O6	5.22	123.03	119.90
1	13	108	G	N7-C8-N9	5.22	115.71	113.10
1	13	972	C	OP2-P-O3'	5.22	116.67	105.20
26	1H	1035	U	C5-C4-O4	5.22	129.03	125.90
1	1G	903	G	N1-C6-O6	5.22	123.03	119.90
26	14	2320	A	N1-C6-N6	5.22	121.73	118.60

*Continued on next page...*

*Continued from previous page...*

Mol	Chain	Res	Type	Atoms	Z	Observed(°)	Ideal(°)
26	1H	906	G	C5-C6-O6	5.21	131.73	128.60
26	1H	1506	C	C5-C6-N1	5.21	123.61	121.00
26	1H	2011	U	C2-N1-C1'	-5.21	111.44	117.70
26	14	1332	G	O4'-C1'-N9	-5.21	104.03	108.20
26	1H	671	C	N3-C4-C5	5.21	123.98	121.90
26	1H	1785	A	C4-C5-C6	5.21	119.61	117.00
26	14	2070	G	C5-N7-C8	5.21	106.91	104.30
1	13	522	C	O5'-P-OP2	-5.21	101.01	105.70
26	1H	148	C	C2-N3-C4	-5.21	117.29	119.90
26	1H	2238	G	O5'-P-OP2	-5.21	101.01	105.70
26	1H	2348	U	O5'-P-OP2	-5.21	101.01	105.70
1	1G	87	A	P-O3'-C3'	5.21	125.95	119.70
1	1G	345	C	P-O3'-C3'	5.21	125.95	119.70
1	1G	848	C	C5-C6-N1	5.21	123.61	121.00
1	13	520	A	N1-C6-N6	5.21	121.72	118.60
26	1H	1858	G	C4-N9-C1'	5.21	133.27	126.50
26	1H	2454	G	N1-C2-N2	-5.21	111.51	116.20
7	62	146	GLU	CA-CB-CG	5.21	124.86	113.40
26	14	1605	C	C5-C6-N1	-5.21	118.39	121.00
26	14	1643	G	O5'-P-OP2	-5.21	101.01	105.70
26	1H	2586	C	C5-C4-N4	-5.21	116.56	120.20
1	1G	1321	C	C2-N1-C1'	-5.21	113.07	118.80
26	14	528	A	N1-C6-N6	5.21	121.72	118.60
26	1H	1831	G	C8-N9-C4	-5.21	104.32	106.40
26	1H	680	G	O5'-P-OP1	-5.20	101.02	105.70
26	1H	830	G	N9-C4-C5	5.20	107.48	105.40
26	1H	874	G	O5'-P-OP2	-5.20	101.02	105.70
26	1H	2788	C	N3-C2-O2	-5.20	118.26	121.90
26	14	197	A	OP2-P-O3'	5.20	116.64	105.20
1	13	1530	G	N3-C4-C5	5.20	131.20	128.60
26	1H	1930	G	N1-C2-N3	-5.20	120.78	123.90
26	14	288	C	N1-C2-O2	5.20	122.02	118.90
26	14	1241	A	O4'-C1'-N9	5.20	112.36	108.20
26	14	2685	G	N3-C4-N9	-5.20	122.88	126.00
26	14	2823	A	N1-C6-N6	5.20	121.72	118.60
1	13	768	A	O5'-P-OP2	-5.20	101.02	105.70
26	1H	633	A	C6-C5-N7	-5.20	128.66	132.30
26	1H	1800	C	C6-N1-C2	-5.20	118.22	120.30
26	14	672	C	C4-C5-C6	5.20	120.00	117.40
26	14	1372	U	C2-N3-C4	-5.20	123.88	127.00
26	14	2432	A	C5-C6-N6	-5.20	119.54	123.70
26	1H	2501	C	C6-N1-C1'	5.20	127.04	120.80

*Continued on next page...*



*Continued from previous page...*

Mol	Chain	Res	Type	Atoms	Z	Observed(°)	Ideal(°)
26	1H	1267	U	OP2-P-O3'	5.20	116.63	105.20
26	1H	2708	G	C5-C6-O6	-5.20	125.48	128.60
1	1G	754	C	C2-N1-C1'	5.20	124.52	118.80
26	14	1416	G	C4-N9-C1'	-5.20	119.75	126.50
26	1H	481	G	O4'-C1'-N9	5.19	112.36	108.20
26	1H	1496	A	O4'-C1'-N9	5.19	112.36	108.20
26	14	2510	C	N3-C4-N4	-5.19	114.36	118.00
23	2K	31	G	C8-N9-C4	-5.19	104.32	106.40
26	1H	1993	U	OP2-P-O3'	5.19	116.62	105.20
26	14	25	U	N3-C2-O2	5.19	125.83	122.20
26	14	621	A	N1-C6-N6	5.19	121.72	118.60
26	14	1379	A	C5-N7-C8	-5.19	101.30	103.90
26	14	1396	U	O5'-P-OP1	-5.19	101.03	105.70
26	14	2055	C	OP1-P-O3'	5.19	116.62	105.20
26	1H	1614	A	OP1-P-OP2	5.19	127.39	119.60
26	14	778	G	N3-C2-N2	5.19	123.53	119.90
26	14	2477	C	C6-N1-C1'	-5.19	114.57	120.80
26	1H	162	U	C2-N1-C1'	5.19	123.93	117.70
26	1H	517	C	N1-C2-O2	-5.19	115.79	118.90
26	1H	283	A	OP2-P-O3'	5.19	116.61	105.20
26	1H	784	A	C5-C6-N6	5.19	127.85	123.70
26	1H	862	G	N3-C4-N9	5.19	129.11	126.00
26	1H	1572	A	N1-C6-N6	5.19	121.71	118.60
26	1H	1938	A	O4'-C1'-N9	5.19	112.35	108.20
26	1H	2055	C	N1-C2-O2	-5.19	115.79	118.90
26	1H	2299	G	O5'-P-OP2	5.19	116.92	110.70
26	1H	2712	U	P-O3'-C3'	5.19	125.92	119.70
24	3L	5	G	C8-N9-C4	-5.19	104.33	106.40
26	14	1441	G	C8-N9-C4	5.19	108.47	106.40
26	14	2433	A	N1-C6-N6	5.19	121.71	118.60
26	1H	1156	A	N1-C6-N6	5.19	121.71	118.60
26	1H	1332	G	C5-C6-O6	-5.19	125.49	128.60
26	1H	1914	C	C5-C4-N4	5.19	123.83	120.20
26	14	1314	C	C6-N1-C1'	-5.19	114.58	120.80
26	1H	1021	A	N1-C2-N3	5.18	131.89	129.30
26	1H	1574	C	C6-N1-C2	5.18	122.37	120.30
26	14	2057	A	N1-C6-N6	5.18	121.71	118.60
26	14	2386	C	N3-C2-O2	5.18	125.53	121.90
26	1H	1669	A	C4-C5-C6	5.18	119.59	117.00
26	1H	2599	G	C6-C5-N7	5.18	133.51	130.40
26	1H	1025	G	N9-C4-C5	5.18	107.47	105.40
26	14	1570	A	O5'-P-OP1	-5.18	101.04	105.70

*Continued on next page...*

*Continued from previous page...*

Mol	Chain	Res	Type	Atoms	Z	Observed(°)	Ideal(°)
26	14	1948	G	O5'-P-OP2	5.18	116.92	110.70
26	14	2497	A	OP2-P-O3'	5.18	116.60	105.20
26	1H	205	G	N3-C2-N2	5.18	123.53	119.90
26	1H	1899	G	N1-C2-N3	5.18	127.01	123.90
26	14	1600	C	N3-C4-N4	-5.18	114.37	118.00
1	13	723	U	N1-C2-O2	5.18	126.42	122.80
26	1H	1700	A	OP1-P-OP2	5.18	127.37	119.60
26	14	1304	C	N3-C4-N4	-5.18	114.38	118.00
26	1H	517	C	C5-C4-N4	-5.18	116.58	120.20
26	1H	2516	G	O5'-P-OP2	-5.18	101.04	105.70
26	14	1496	A	C6-C5-N7	-5.18	128.68	132.30
26	1H	199	A	N1-C6-N6	-5.17	115.50	118.60
26	1H	637	A	C8-N9-C4	5.17	107.87	105.80
26	1H	827	U	N3-C2-O2	5.17	125.82	122.20
26	1H	2588	G	C8-N9-C4	5.17	108.47	106.40
26	1H	1966	A	N3-C4-C5	5.17	130.42	126.80
26	14	2442	C	C4-C5-C6	5.17	119.99	117.40
26	1H	139	G	O5'-P-OP1	-5.17	101.05	105.70
26	1H	792	G	OP2-P-O3'	5.17	116.58	105.20
26	1H	944	G	C8-N9-C1'	-5.17	120.28	127.00
26	1H	2571	C	N3-C4-N4	5.17	121.62	118.00
26	14	783	A	C5-C6-N6	-5.17	119.56	123.70
26	14	2029	G	N3-C4-N9	-5.17	122.90	126.00
26	14	2503	A	N3-C4-N9	5.17	131.54	127.40
26	1H	975	G	N1-C2-N2	5.17	120.85	116.20
26	14	1259	G	OP2-P-O3'	5.17	116.57	105.20
26	14	1566	A	C5-N7-C8	-5.17	101.31	103.90
26	14	1629	U	N3-C2-O2	-5.17	118.58	122.20
1	13	1057	G	O5'-P-OP2	-5.17	101.05	105.70
26	1H	35	G	C5-C6-O6	5.17	131.70	128.60
26	1H	828	U	C4-C5-C6	5.17	122.80	119.70
1	1G	1286	A	N1-C2-N3	5.17	131.88	129.30
26	14	1011	G	N3-C4-C5	5.17	131.18	128.60
26	14	1605	C	O5'-P-OP1	-5.17	101.05	105.70
26	14	1762	A	C6-C5-N7	-5.17	128.68	132.30
26	1H	599	G	C5-C6-O6	5.17	131.70	128.60
26	14	60	G	C8-N9-C4	-5.17	104.33	106.40
26	14	2291	U	OP2-P-O3'	5.17	116.56	105.20
26	1H	1031	G	C6-N1-C2	-5.17	122.00	125.10
26	1H	2023	G	N7-C8-N9	5.17	115.68	113.10
26	14	796	C	N3-C4-C5	5.17	123.97	121.90
26	14	2062	A	P-O3'-C3'	-5.17	113.50	119.70

*Continued on next page...*

*Continued from previous page...*

Mol	Chain	Res	Type	Atoms	Z	Observed(°)	Ideal(°)
26	1H	1611	C	C6-N1-C2	5.16	122.36	120.30
26	1H	2559	C	C2-N3-C4	-5.16	117.32	119.90
37	78	50	ARG	NE-CZ-NH2	5.16	122.88	120.30
1	1G	1449	C	C6-N1-C1'	-5.16	114.60	120.80
26	14	1950	G	C6-C5-N7	-5.16	127.30	130.40
26	14	1588	C	C6-N1-C2	-5.16	118.23	120.30
24	3K	71	C	N3-C2-O2	-5.16	118.29	121.90
26	1H	1428	C	C5-C6-N1	-5.16	118.42	121.00
26	1H	2688	U	C6-N1-C2	-5.16	117.90	121.00
26	14	1281	G	OP2-P-O3'	5.16	116.55	105.20
1	13	890	G	N3-C2-N2	5.16	123.51	119.90
24	3K	2	G	C4-C5-N7	5.16	112.86	110.80
26	1H	208	C	OP2-P-O3'	5.16	116.55	105.20
26	1H	733	G	N1-C2-N2	-5.16	111.56	116.20
26	1H	1673	U	C2-N1-C1'	-5.16	111.51	117.70
26	1H	2822	G	N9-C4-C5	-5.16	103.34	105.40
27	16	50	G	OP2-P-O3'	5.16	116.55	105.20
26	14	1775	U	N1-C2-O2	-5.16	119.19	122.80
26	14	2275	C	C2-N1-C1'	5.16	124.47	118.80
26	14	2585	U	C6-N1-C1'	-5.16	113.98	121.20
26	1H	752	A	N3-C4-C5	5.16	130.41	126.80
26	14	528	A	N3-C4-N9	-5.16	123.28	127.40
26	14	1611	C	O5'-P-OP2	5.16	116.89	110.70
26	1H	793	A	N1-C6-N6	5.15	121.69	118.60
26	1H	2579	C	C2-N3-C4	-5.15	117.32	119.90
1	13	880	C	N3-C2-O2	5.15	125.51	121.90
1	13	1336	C	C6-N1-C2	-5.15	118.24	120.30
14	5I	40	CYS	CA-CB-SG	-5.15	104.73	114.00
26	1H	982	C	N1-C2-O2	-5.15	115.81	118.90
26	1H	1757	U	C5-C6-N1	-5.15	120.12	122.70
26	14	198	C	N3-C4-C5	-5.15	119.84	121.90
26	1H	595	C	N3-C4-C5	5.15	123.96	121.90
26	1H	1691	C	OP1-P-O3'	5.15	116.53	105.20
26	1H	1973	G	N3-C4-C5	-5.15	126.03	128.60
26	1H	2249	U	N3-C4-C5	5.15	117.69	114.60
26	1H	2612	C	C2-N3-C4	5.15	122.48	119.90
26	14	785	G	N3-C2-N2	-5.15	116.30	119.90
27	1J	114	G	OP1-P-OP2	5.15	127.33	119.60
26	1H	802	A	OP2-P-O3'	5.15	116.53	105.20
26	1H	2091	U	N3-C2-O2	-5.15	118.60	122.20
26	14	1646	C	OP1-P-O3'	5.15	116.53	105.20
47	D5	61	LEU	CA-CB-CG	5.15	127.14	115.30

*Continued on next page...*

*Continued from previous page...*

Mol	Chain	Res	Type	Atoms	Z	Observed(°)	Ideal(°)
1	1G	502	G	C2-N3-C4	5.15	114.47	111.90
26	14	1762	A	C4-C5-C6	5.15	119.57	117.00
1	1G	377	G	N1-C6-O6	-5.15	116.81	119.90
26	1H	1604	C	C2-N3-C4	-5.14	117.33	119.90
1	1G	931	C	N1-C2-O2	5.14	121.99	118.90
1	1G	1525	G	N1-C6-O6	-5.14	116.81	119.90
26	14	1785	A	C4-C5-C6	5.14	119.57	117.00
26	14	2443	C	N3-C4-N4	5.14	121.60	118.00
26	1H	105	C	C6-N1-C2	-5.14	118.24	120.30
26	1H	1929	G	O5'-P-OP1	5.14	116.87	110.70
26	1H	2346	A	N9-C1'-C2'	5.14	120.69	114.00
26	14	744	G	OP1-P-OP2	5.14	127.31	119.60
26	14	1917	U	C5-C6-N1	5.14	125.27	122.70
26	14	2779	U	C5-C6-N1	-5.14	120.13	122.70
26	14	2592	G	C8-N9-C1'	-5.14	120.32	127.00
26	1H	70	G	N1-C2-N2	-5.14	111.58	116.20
26	1H	1625	C	C5-C4-N4	5.14	123.80	120.20
26	1H	2389	G	OP1-P-O3'	5.14	116.51	105.20
1	1G	889	A	C8-N9-C4	-5.14	103.74	105.80
26	14	1939	U	OP2-P-O3'	5.14	116.51	105.20
26	1H	1285	G	OP2-P-O3'	5.14	116.50	105.20
26	1H	1613	G	N3-C2-N2	5.14	123.50	119.90
1	1G	197	A	N7-C8-N9	5.14	116.37	113.80
26	14	1519	G	C8-N9-C4	-5.14	104.34	106.40
26	1H	2345	G	OP1-P-O3'	5.14	116.50	105.20
26	1H	2346	A	N1-C6-N6	5.14	121.68	118.60
26	14	1605	C	OP1-P-OP2	5.14	127.31	119.60
26	1H	34	C	O5'-P-OP2	5.13	116.86	110.70
26	1H	213	A	C5-C6-N6	-5.13	119.59	123.70
26	1H	1815	A	OP1-P-O3'	5.13	116.50	105.20
26	1H	2069	G	O5'-P-OP1	-5.13	101.08	105.70
26	1H	2308	G	C5-C6-N1	-5.13	108.93	111.50
26	14	2262	U	C2-N1-C1'	-5.13	111.54	117.70
1	13	1469	G	C5-N7-C8	-5.13	101.73	104.30
26	1H	12	U	N1-C2-O2	5.13	126.39	122.80
26	14	1351	C	C5-C6-N1	-5.13	118.43	121.00
1	13	714	G	O5'-P-OP1	-5.13	101.08	105.70
26	1H	197	A	N1-C2-N3	5.13	131.87	129.30
26	1H	626	U	N1-C2-N3	5.13	117.98	114.90
26	1H	1930	G	C6-C5-N7	5.13	133.48	130.40
27	16	8	U	C5-C4-O4	5.13	128.98	125.90
1	1G	449	C	C6-N1-C2	-5.13	118.25	120.30

*Continued on next page...*

*Continued from previous page...*

Mol	Chain	Res	Type	Atoms	Z	Observed(°)	Ideal(°)
26	14	1496	A	C8-N9-C4	-5.13	103.75	105.80
1	13	1397	C	OP2-P-O3'	5.13	116.49	105.20
26	1H	12	U	C2-N1-C1'	5.13	123.85	117.70
26	1H	685	A	C2-N3-C4	-5.13	108.04	110.60
26	1H	742	G	C4-C5-N7	-5.13	108.75	110.80
26	14	808	G	C5-N7-C8	5.13	106.86	104.30
26	14	2332	U	C5-C4-O4	5.13	128.98	125.90
1	13	802	A	N1-C6-N6	5.13	121.67	118.60
26	1H	510	C	C6-N1-C2	-5.13	118.25	120.30
26	1H	1962	C	C5-C6-N1	5.13	123.56	121.00
27	1J	81	G	C5-N7-C8	-5.13	101.74	104.30
26	1H	2450	A	O5'-P-OP2	-5.12	101.09	105.70
1	1G	115	G	P-O3'-C3'	5.12	125.85	119.70
26	14	988	A	N1-C6-N6	5.12	121.67	118.60
26	14	1777	U	N1-C2-N3	5.12	117.97	114.90
26	14	1933	G	C5-C6-N1	-5.12	108.94	111.50
26	1H	2534	A	C6-N1-C2	-5.12	115.53	118.60
1	1G	396	G	N3-C2-N2	5.12	123.49	119.90
1	1G	1299	A	C4-C5-C6	5.12	119.56	117.00
26	14	837	C	N1-C2-O2	5.12	121.97	118.90
26	1H	673	C	C2-N3-C4	-5.12	117.34	119.90
26	1H	2554	U	O5'-P-OP2	5.12	116.85	110.70
26	14	685	A	O4'-C1'-N9	5.12	112.30	108.20
26	1H	2249	U	C2-N1-C1'	-5.12	111.56	117.70
26	1H	789	A	N3-C4-C5	5.12	130.38	126.80
26	14	1826	G	N9-C4-C5	5.12	107.45	105.40
26	1H	1488	G	O5'-P-OP1	-5.12	101.09	105.70
26	1H	1599	C	O5'-P-OP1	-5.12	101.09	105.70
26	1H	2439	A	OP1-P-O3'	5.12	116.46	105.20
26	14	268	C	C6-N1-C2	-5.12	118.25	120.30
1	13	1512	U	O5'-P-OP2	-5.12	101.10	105.70
26	1H	1992	G	C5-C6-O6	-5.12	125.53	128.60
26	1H	2328	A	N1-C2-N3	5.12	131.86	129.30
26	1H	2598	A	OP1-P-OP2	-5.12	111.93	119.60
26	14	2392	A	N3-C4-C5	5.12	130.38	126.80
1	13	1427	U	OP2-P-O3'	5.11	116.45	105.20
26	1H	1209	G	N1-C6-O6	5.11	122.97	119.90
26	1H	1728	G	C4-C5-N7	5.11	112.84	110.80
26	14	740	U	C5-C4-O4	5.11	128.97	125.90
26	14	845	G	C5-N7-C8	-5.11	101.74	104.30
26	14	1404	C	OP1-P-OP2	5.11	127.27	119.60
26	1H	2457	U	OP2-P-O3'	5.11	116.45	105.20

*Continued on next page...*

*Continued from previous page...*

Mol	Chain	Res	Type	Atoms	Z	Observed(°)	Ideal(°)
1	13	977	A	O5'-P-OP1	5.11	116.83	110.70
26	1H	620	G	C6-C5-N7	-5.11	127.33	130.40
26	14	1349	A	C5-C6-N6	-5.11	119.61	123.70
26	1H	1241	A	O4'-C1'-N9	5.11	112.29	108.20
1	1G	108	G	N9-C4-C5	-5.11	103.36	105.40
26	14	1385	G	O4'-C1'-N9	5.11	112.29	108.20
26	14	1820	U	O5'-P-OP2	5.11	116.83	110.70
26	1H	753	C	N1-C2-O2	5.11	121.96	118.90
26	1H	2451	A	C5-C6-N6	5.11	127.79	123.70
26	1H	2570	G	N3-C4-N9	-5.11	122.94	126.00
27	16	44	G	N9-C4-C5	5.11	107.44	105.40
26	14	1296	G	P-O3'-C3'	5.11	125.83	119.70
26	14	1619	G	O5'-P-OP2	-5.11	101.10	105.70
26	14	1764	G	C8-N9-C4	-5.11	104.36	106.40
26	14	2236	C	N3-C2-O2	-5.11	118.33	121.90
1	13	1232	U	O5'-P-OP2	-5.11	101.11	105.70
26	14	674	G	C5-C6-O6	5.11	131.66	128.60
26	14	2251	G	C4-C5-N7	-5.11	108.76	110.80
26	14	837	C	N3-C2-O2	-5.10	118.33	121.90
26	14	2035	G	O4'-C1'-N9	5.10	112.28	108.20
26	14	2464	C	N3-C4-C5	5.10	123.94	121.90
26	1H	1379	A	N9-C1'-C2'	5.10	120.63	114.00
26	14	740	U	N1-C2-O2	5.10	126.37	122.80
26	14	1617	C	C4-C5-C6	5.10	119.95	117.40
26	14	2252	G	N3-C2-N2	5.10	123.47	119.90
1	13	858	G	C4-N9-C1'	5.10	133.13	126.50
26	1H	1284	A	C5-N7-C8	-5.10	101.35	103.90
26	1H	2057	A	N1-C2-N3	5.10	131.85	129.30
1	1G	1197	G	O5'-P-OP1	-5.10	101.11	105.70
26	14	2599	G	N1-C6-O6	-5.10	116.84	119.90
26	14	2597	G	O5'-P-OP1	5.10	116.82	110.70
26	1H	48	G	O5'-P-OP2	-5.10	101.11	105.70
26	14	455	C	C5-C4-N4	-5.10	116.63	120.20
26	14	2584	U	N3-C2-O2	-5.10	118.63	122.20
26	1H	74	A	O4'-C1'-N9	-5.09	104.12	108.20
1	1G	536	C	C5-C6-N1	5.09	123.55	121.00
1	1G	1300	G	P-O3'-C3'	5.09	125.81	119.70
26	14	1189	A	OP1-P-OP2	-5.09	111.96	119.60
26	14	2552	U	C5-C4-O4	-5.09	122.84	125.90
1	13	346	G	C4-C5-N7	5.09	112.84	110.80
26	1H	797	C	C6-N1-C2	5.09	122.34	120.30
26	14	1992	G	N9-C4-C5	5.09	107.44	105.40

*Continued on next page...*

*Continued from previous page...*

Mol	Chain	Res	Type	Atoms	Z	Observed(°)	Ideal(°)
1	13	267	C	OP2-P-O3'	5.09	116.39	105.20
1	13	757	U	C2-N3-C4	-5.09	123.95	127.00
26	1H	631	A	C8-N9-C4	5.09	107.84	105.80
26	1H	820	A	C5-C6-N1	-5.09	115.16	117.70
26	1H	855	G	N3-C4-C5	-5.09	126.06	128.60
26	14	1604	C	N1-C2-O2	-5.09	115.85	118.90
26	14	1612	C	C6-N1-C2	5.09	122.34	120.30
26	14	1614	A	C4-C5-N7	5.09	113.25	110.70
1	13	968	A	C8-N9-C4	5.09	107.83	105.80
26	1H	51	G	N1-C6-O6	-5.09	116.85	119.90
26	1H	1776	G	C6-C5-N7	-5.09	127.35	130.40
26	1H	2256	G	N1-C2-N2	-5.09	111.62	116.20
4	3E	176	LEU	CA-CB-CG	-5.09	103.60	115.30
24	3K	71	C	N1-C2-O2	5.09	121.95	118.90
26	1H	533	G	C8-N9-C4	5.09	108.43	106.40
26	1H	1758	G	C8-N9-C4	5.09	108.43	106.40
26	1H	2333	A	OP1-P-O3'	5.09	116.39	105.20
24	3L	76	A	N9-C4-C5	-5.09	103.77	105.80
26	14	1528	A	N1-C6-N6	5.09	121.65	118.60
24	3K	2	G	N3-C4-N9	5.08	129.05	126.00
26	1H	2358	G	N3-C4-C5	-5.08	126.06	128.60
26	1H	798	G	N3-C2-N2	-5.08	116.34	119.90
1	1G	1281	U	N3-C2-O2	-5.08	118.64	122.20
26	14	1332	G	C5-C6-O6	-5.08	125.55	128.60
1	13	251	G	O4'-C1'-N9	-5.08	104.13	108.20
26	1H	1017	G	N3-C2-N2	-5.08	116.34	119.90
26	1H	2689	U	C5-C6-N1	-5.08	120.16	122.70
26	14	1574	C	OP2-P-O3'	5.08	116.38	105.20
23	2K	77	A	C8-N9-C4	5.08	107.83	105.80
26	14	2377	A	C8-N9-C4	5.08	107.83	105.80
26	1H	147	U	C6-N1-C2	5.08	124.05	121.00
26	1H	1956	U	N1-C2-O2	5.08	126.36	122.80
1	1G	525	C	N3-C4-C5	-5.08	119.87	121.90
26	14	148	C	C6-N1-C2	5.08	122.33	120.30
26	14	849	A	OP1-P-O3'	5.08	116.38	105.20
26	14	2392	A	N3-C4-N9	-5.08	123.34	127.40
26	14	2501	C	N3-C4-C5	5.08	123.93	121.90
26	1H	299	A	OP2-P-O3'	5.08	116.37	105.20
26	1H	881	G	C2-N3-C4	5.08	114.44	111.90
1	13	1218	C	N1-C2-O2	5.08	121.95	118.90
26	1H	500	G	OP1-P-OP2	5.08	127.21	119.60
26	1H	579	G	N1-C2-N2	5.08	120.77	116.20

*Continued on next page...*

*Continued from previous page...*

Mol	Chain	Res	Type	Atoms	Z	Observed(°)	Ideal(°)
26	1H	671	C	C5-C6-N1	-5.08	118.46	121.00
26	1H	770	G	O5'-P-OP2	5.08	116.79	110.70
26	1H	906	G	N9-C4-C5	5.08	107.43	105.40
26	1H	2615	U	N3-C4-O4	-5.08	115.85	119.40
26	14	453	C	N3-C4-N4	-5.08	114.45	118.00
26	14	1255	U	C5-C4-O4	-5.08	122.86	125.90
1	13	45	U	OP2-P-O3'	5.07	116.36	105.20
26	1H	1300	U	C6-N1-C2	-5.07	117.96	121.00
26	1H	2032	G	OP1-P-O3'	5.07	116.36	105.20
1	1G	1528	U	C6-N1-C2	5.07	124.04	121.00
26	14	242	G	C8-N9-C1'	5.07	133.60	127.00
26	1H	966	G	N1-C2-N2	-5.07	111.64	116.20
26	1H	1423	G	N7-C8-N9	-5.07	110.56	113.10
26	14	2824	C	C5-C4-N4	-5.07	116.65	120.20
26	1H	1801	G	O4'-C1'-N9	5.07	112.25	108.20
26	1H	2484	G	OP1-P-OP2	5.07	127.20	119.60
26	1H	180	G	N9-C4-C5	-5.07	103.37	105.40
26	1H	1282	U	N3-C2-O2	5.07	125.75	122.20
26	1H	2448	A	C6-N1-C2	-5.07	115.56	118.60
26	14	586	A	OP1-P-O3'	5.07	116.35	105.20
26	14	2763	G	N3-C4-C5	-5.07	126.07	128.60
23	2K	48	U	P-O3'-C3'	5.07	125.78	119.70
26	1H	1025	G	C4-C5-N7	-5.07	108.77	110.80
26	1H	1126	A	O4'-C1'-N9	-5.07	104.15	108.20
26	1H	1791	A	C2-N3-C4	5.07	113.13	110.60
26	1H	2706	G	C5-C6-N1	5.07	114.03	111.50
26	14	223	A	C8-N9-C4	-5.07	103.77	105.80
26	14	250	G	N3-C4-N9	5.07	129.04	126.00
26	14	508	G	O5'-P-OP1	-5.07	101.14	105.70
26	14	822	U	N1-C2-N3	5.07	117.94	114.90
26	14	1566	A	O4'-C1'-N9	-5.07	104.15	108.20
26	14	1788	C	O5'-P-OP1	-5.07	101.14	105.70
1	13	533	A	C2-N3-C4	-5.06	108.07	110.60
26	1H	1123	C	C6-N1-C2	5.06	122.33	120.30
1	13	1518	A	C5-C6-N1	-5.06	115.17	117.70
26	1H	766	C	C2-N3-C4	-5.06	117.37	119.90
26	1H	1284	A	OP1-P-OP2	5.06	127.19	119.60
26	1H	1936	A	C5-C6-N6	-5.06	119.65	123.70
26	1H	1994	C	O5'-P-OP2	-5.06	101.14	105.70
1	1G	1139	G	N3-C4-C5	5.06	131.13	128.60
1	1G	1408	A	N1-C6-N6	-5.06	115.56	118.60
26	14	400	G	N1-C6-O6	5.06	122.94	119.90

*Continued on next page...*



*Continued from previous page...*

Mol	Chain	Res	Type	Atoms	Z	Observed(°)	Ideal(°)
26	14	2380	C	N3-C2-O2	5.06	125.44	121.90
26	1H	1692	U	C5-C4-O4	-5.06	122.86	125.90
26	1H	2639	A	N7-C8-N9	5.06	116.33	113.80
26	1H	134	C	OP2-P-O3'	5.06	116.33	105.20
26	1H	1669	A	O4'-C1'-N9	5.06	112.25	108.20
29	11	272	ALA	C-N-CA	5.06	134.35	121.70
26	14	112	U	N3-C2-O2	-5.06	118.66	122.20
26	14	748	G	C8-N9-C1'	5.06	133.58	127.00
26	14	1767	C	C4-C5-C6	5.06	119.93	117.40
26	14	1964	G	C4-N9-C1'	5.06	133.08	126.50
49	F5	89	GLU	CA-CB-CG	5.06	124.53	113.40
26	1H	1658	C	C6-N1-C2	-5.06	118.28	120.30
26	1H	1786	A	OP1-P-O3'	5.06	116.33	105.20
26	1H	2275	C	C5'-C4'-O4'	-5.06	103.03	109.10
26	1H	2402	C	N3-C2-O2	-5.06	118.36	121.90
37	78	45	LEU	CB-CG-CD1	-5.06	102.40	111.00
26	14	570	G	C5-C6-N1	5.06	114.03	111.50
26	14	2243	U	N3-C4-O4	5.06	122.94	119.40
41	75	13	ARG	N-CA-C	-5.06	97.34	111.00
22	1K	61	C	C2-N1-C1'	5.06	124.36	118.80
26	1H	447	A	O5'-P-OP2	5.06	116.77	110.70
26	1H	1210	A	O5'-P-OP2	-5.06	101.15	105.70
26	1H	1802	A	N1-C2-N3	5.06	131.83	129.30
26	1H	917	A	N3-C4-N9	-5.05	123.36	127.40
26	1H	2506	U	N3-C2-O2	-5.05	118.66	122.20
30	21	202	LYS	N-CA-C	5.05	124.65	111.00
26	1H	508	G	O5'-P-OP1	-5.05	101.15	105.70
26	1H	1915	U	C2-N3-C4	-5.05	123.97	127.00
1	1G	1502	A	N9-C1'-C2'	5.05	120.57	114.00
26	14	570	G	N9-C4-C5	-5.05	103.38	105.40
26	14	577	G	C5-C6-O6	-5.05	125.57	128.60
26	1H	141	A	N3-C4-C5	5.05	130.34	126.80
26	1H	861	A	N9-C4-C5	-5.05	103.78	105.80
26	1H	1556	C	N1-C2-O2	5.05	121.93	118.90
26	14	1342	A	N9-C1'-C2'	5.05	120.57	114.00
26	14	1771	C	C5-C4-N4	-5.05	116.66	120.20
26	1H	1129	A	OP1-P-OP2	5.05	127.17	119.60
26	1H	1357	U	C4-C5-C6	5.05	122.73	119.70
26	1H	2248	C	O5'-P-OP2	-5.05	101.16	105.70
1	1G	1225	A	C4-C5-C6	5.05	119.53	117.00
26	1H	2500	U	P-O3'-C3'	5.05	125.76	119.70
26	14	2607	G	N3-C2-N2	5.05	123.43	119.90

*Continued on next page...*

*Continued from previous page...*

Mol	Chain	Res	Type	Atoms	Z	Observed(°)	Ideal(°)
1	13	50	A	N9-C4-C5	5.05	107.82	105.80
1	13	586	C	C2-N3-C4	-5.05	117.38	119.90
26	1H	1195	G	O5'-P-OP2	-5.05	101.16	105.70
26	1H	1255	U	C5-C4-O4	-5.05	122.87	125.90
26	1H	1332	G	OP1-P-O3'	5.05	116.30	105.20
27	1J	41	U	C5-C6-N1	-5.05	120.18	122.70
1	13	942	G	OP1-P-O3'	5.04	116.30	105.20
26	1H	766	C	C2-N1-C1'	-5.04	113.25	118.80
1	1G	15	G	N3-C4-C5	-5.04	126.08	128.60
1	1G	1322	C	C6-N1-C1'	-5.04	114.75	120.80
26	14	672	C	N1-C2-O2	-5.04	115.87	118.90
25	4K	11	U	N1-C2-O2	5.04	126.33	122.80
26	1H	141	A	O5'-P-OP1	5.04	116.75	110.70
26	1H	321	G	C5-C6-O6	-5.04	125.57	128.60
26	14	686	G	N9-C4-C5	-5.04	103.38	105.40
26	14	2424	C	OP1-P-OP2	5.04	127.17	119.60
1	13	782	A	OP2-P-O3'	5.04	116.29	105.20
1	13	932	C	C2-N1-C1'	5.04	124.35	118.80
26	1H	462	C	O5'-P-OP2	-5.04	101.16	105.70
26	1H	945	A	N9-C1'-C2'	5.04	120.55	114.00
26	1H	984	A	P-O3'-C3'	5.04	125.75	119.70
26	1H	1620	G	C5-N7-C8	5.04	106.82	104.30
26	1H	2519	U	C5-C6-N1	-5.04	120.18	122.70
26	14	498	G	C5-C6-O6	-5.04	125.58	128.60
26	14	1805	U	N1-C2-N3	5.04	117.92	114.90
26	1H	1506	C	C2-N1-C1'	5.04	124.34	118.80
26	14	760	G	OP1-P-OP2	-5.04	112.04	119.60
26	14	1819	A	P-O3'-C3'	5.04	125.75	119.70
1	13	352	C	C5-C6-N1	5.04	123.52	121.00
1	1G	1126	U	P-O3'-C3'	5.04	125.74	119.70
26	14	2244	U	N1-C2-N3	5.04	117.92	114.90
1	13	186(A)	C	C5-C6-N1	5.04	123.52	121.00
1	13	1052	U	O5'-P-OP1	5.04	116.74	110.70
26	1H	1280	G	C8-N9-C4	5.04	108.41	106.40
26	1H	2712	U	N3-C4-O4	-5.04	115.88	119.40
26	14	2430	A	C6-C5-N7	-5.04	128.78	132.30
26	14	2818	G	N7-C8-N9	-5.04	110.58	113.10
26	1H	467	G	C4-C5-N7	-5.03	108.79	110.80
26	1H	1579	A	C8-N9-C4	-5.03	103.79	105.80
2	12	220	ASP	N-CA-C	5.03	124.59	111.00
26	14	603	A	C4-N9-C1'	5.03	135.36	126.30
26	14	2067	G	N9-C4-C5	5.03	107.41	105.40

*Continued on next page...*

*Continued from previous page...*

Mol	Chain	Res	Type	Atoms	Z	Observed(°)	Ideal(°)
26	1H	1775	U	C5-C6-N1	-5.03	120.18	122.70
1	13	186(A)	C	C2-N1-C1'	5.03	124.33	118.80
26	1H	2211	G	O5'-P-OP2	-5.03	101.17	105.70
26	14	530	G	C2-N3-C4	-5.03	109.39	111.90
26	14	1128	A	C5-C6-N1	5.03	120.22	117.70
27	1J	89	G	N3-C4-N9	5.03	129.02	126.00
26	1H	1662	C	N1-C2-O2	-5.03	115.88	118.90
26	14	2005	A	C8-N9-C4	5.03	107.81	105.80
26	14	2700	C	C5-C4-N4	-5.03	116.68	120.20
26	1H	575	A	N1-C6-N6	5.03	121.61	118.60
26	1H	1157	G	N3-C4-N9	5.03	129.01	126.00
26	1H	2626	C	N3-C4-C5	5.03	123.91	121.90
26	1H	2655	G	O4'-C1'-N9	5.03	112.22	108.20
1	13	817	C	N3-C2-O2	5.02	125.42	121.90
26	1H	133	C	OP2-P-O3'	5.02	116.25	105.20
26	1H	1156	A	O5'-P-OP2	-5.02	101.18	105.70
26	1H	2000	G	C5-N7-C8	5.02	106.81	104.30
26	1H	2591	C	OP2-P-O3'	5.02	116.25	105.20
27	16	43	C	C6-N1-C2	-5.02	118.29	120.30
26	14	800	A	N3-C4-C5	5.02	130.32	126.80
45	B5	23	GLU	C-N-CA	-5.02	111.75	122.30
49	F5	54	ALA	CB-CA-C	5.02	117.63	110.10
1	13	762	C	N3-C4-N4	-5.02	114.48	118.00
26	1H	569	U	N1-C2-O2	-5.02	119.29	122.80
26	1H	1234	U	N3-C2-O2	-5.02	118.69	122.20
26	1H	2697	G	OP1-P-OP2	5.02	127.13	119.60
26	14	558	G	N7-C8-N9	-5.02	110.59	113.10
1	13	1402	C	C5-C4-N4	5.02	123.71	120.20
26	1H	2494	G	C8-N9-C4	-5.02	104.39	106.40
26	14	821	A	P-O3'-C3'	5.02	125.72	119.70
26	14	2489	G	OP2-P-O3'	5.02	116.24	105.20
26	1H	2811	G	C6-C5-N7	-5.02	127.39	130.40
26	14	1380	G	N9-C4-C5	-5.02	103.39	105.40
26	14	1421	G	N3-C2-N2	-5.02	116.39	119.90
26	14	2593	U	OP2-P-O3'	5.02	116.24	105.20
26	1H	335	C	C5-C6-N1	5.02	123.51	121.00
26	14	1011	G	N3-C4-N9	-5.02	122.99	126.00
38	45	28	ALA	N-CA-C	5.02	124.54	111.00
26	14	2046	G	N1-C6-O6	-5.01	116.89	119.90
26	14	2089	U	C5-C4-O4	-5.01	122.89	125.90
26	14	2258	C	C4-C5-C6	5.01	119.91	117.40
26	14	2490	G	C6-C5-N7	-5.01	127.39	130.40

*Continued on next page...*

*Continued from previous page...*

Mol	Chain	Res	Type	Atoms	Z	Observed(°)	Ideal(°)
26	14	2512	C	C6-N1-C2	5.01	122.31	120.30
1	1G	377	G	C5-C6-O6	5.01	131.61	128.60
26	14	301	G	N3-C4-N9	-5.01	122.99	126.00
1	13	875	C	O5'-P-OP2	-5.01	101.19	105.70
26	1H	123	G	C4-C5-N7	5.01	112.80	110.80
26	1H	2272	U	O5'-P-OP1	5.01	116.71	110.70
26	14	972	G	OP1-P-O3'	5.01	116.22	105.20
26	14	1378	A	O5'-P-OP1	-5.01	101.19	105.70
26	14	1900	A	C8-N9-C4	-5.01	103.80	105.80
1	13	1267	C	C6-N1-C2	-5.01	118.30	120.30
26	1H	827	U	N1-C2-O2	-5.01	119.29	122.80
26	1H	864	G	N3-C4-N9	5.01	129.00	126.00
26	14	1585	C	C6-N1-C2	-5.01	118.30	120.30
26	14	1283	G	N3-C4-C5	-5.01	126.10	128.60
26	14	2519	U	O5'-P-OP2	-5.01	101.19	105.70
1	13	42	G	C8-N9-C4	5.01	108.40	106.40
26	1H	739	G	C8-N9-C4	5.01	108.40	106.40
26	1H	787	U	O5'-P-OP1	-5.01	101.19	105.70
26	1H	1405	U	N3-C2-O2	-5.01	118.70	122.20
33	51	171	LEU	CA-CB-CG	-5.01	103.79	115.30
26	14	1394	U	OP2-P-O3'	5.01	116.22	105.20
1	13	356	A	O4'-C1'-N9	5.00	112.20	108.20
26	1H	1850	G	C5-C6-N1	-5.00	109.00	111.50
26	1H	2518	A	C4-C5-C6	5.00	119.50	117.00
1	1G	630	G	O4'-C1'-N9	5.00	112.20	108.20
26	1H	228	A	C8-N9-C4	-5.00	103.80	105.80
26	1H	254	G	O5'-P-OP1	-5.00	101.20	105.70
26	1H	1129	A	C5-C6-N6	5.00	127.70	123.70
26	14	2075	U	OP2-P-O3'	5.00	116.21	105.20
26	14	2760	C	C6-N1-C2	-5.00	118.30	120.30
24	3K	76	A	C8-N9-C4	-5.00	103.80	105.80
26	14	527	C	C2-N1-C1'	-5.00	113.30	118.80
26	14	932	G	C4-N9-C1'	-5.00	120.00	126.50
26	14	2777	G	OP1-P-O3'	5.00	116.20	105.20

There are no chirality outliers.

All (180) planarity outliers are listed below:

Mol	Chain	Res	Type	Group
29	11	113	VAL	Peptide
29	11	122	ASP	Peptide
29	11	35	LYS	Peptide

*Continued on next page...*

*Continued from previous page...*

Mol	Chain	Res	Type	Group
2	12	19	HIS	Peptide
2	12	219	VAL	Peptide
2	12	22	LYS	Peptide
2	12	220	ASP	Peptide
2	12	44	LEU	Peptide
29	19	197	GLY	Peptide
29	19	28	GLU	Peptide
29	19	39	LYS	Peptide
29	19	44	ASN	Peptide
2	1E	15	VAL	Peptide
2	1E	236	TYR	Peptide
2	1E	95	GLN	Peptide
10	1I	88	LEU	Peptide
10	1I	90	LEU	Peptide
30	21	153	GLY	Peptide
30	21	186	GLY	Peptide
30	21	53	PRO	Peptide
30	21	62	PRO	Peptide
30	21	72	VAL	Peptide
3	22	109	PRO	Peptide
30	29	201	THR	Peptide
30	29	61	ARG	Peptide
30	29	77	ILE	Peptide
11	2A	100	ALA	Peptide
11	2A	49	GLY	Peptide
3	2E	78	GLY	Peptide
31	31	196	LEU	Peptide
4	32	152	SER	Peptide
4	32	179	GLU	Peptide
37	35	106	LEU	Peptide
37	35	110	TYR	Peptide
37	35	22	GLY	Peptide
37	35	65	ARG	Peptide
37	35	70	GLN	Peptide
31	39	146	ALA	Peptide
31	39	148	LEU	Peptide
31	39	166	ALA	Peptide
31	39	20	LEU	Peptide
31	39	24	LEU	Peptide
31	39	25	PRO	Peptide
31	39	26	ALA	Peptide
31	39	68	LYS	Peptide

*Continued on next page...*

*Continued from previous page...*

Mol	Chain	Res	Type	Group
31	39	89	VAL	Peptide
4	3E	154	ASN	Peptide
4	3E	175	SER	Peptide
12	3I	14	GLY	Peptide
12	3I	15	ARG	Peptide
12	3I	17	LYS	Peptide
12	3I	47	LYS	Peptide
12	3I	48	PRO	Peptide
12	3I	87	GLY	Peptide
32	41	76	SER	Peptide
32	41	82	LEU	Peptide
32	41	95	ARG	Peptide
38	45	135	ASP	Peptide
38	45	58	PHE	Peptide
38	45	78	PRO	Peptide
32	49	117	PHE	Peptide
32	49	13	GLU	Peptide
32	49	36	LYS	Peptide
13	4A	11	ARG	Peptide
13	4A	115	LYS	Peptide
13	4A	9	ILE	Peptide
13	4A	94	ARG	Peptide
13	4I	105	THR	Peptide
13	4I	94	ARG	Peptide
33	51	137	ASP	Peptide
33	51	152	ARG	Peptide
33	51	156	ALA	Peptide
33	51	170	ARG	Peptide
33	51	2	SER	Peptide
33	51	7	LEU	Peptide
33	51	82	GLY	Peptide
39	55	117	VAL	Peptide
35	58	95	PRO	Peptide
33	59	117	PRO	Peptide
33	59	90	LYS	Peptide
14	5A	11	LYS	Peptide
14	5A	12	ARG	Peptide
14	5A	27	CYS	Peptide
14	5A	29	ARG	Peptide
14	5A	30	ALA	Peptide
14	5I	3	ARG	Peptide
34	61	11	ASN	Peptide

*Continued on next page...*

*Continued from previous page...*

<b>Mol</b>	<b>Chain</b>	<b>Res</b>	<b>Type</b>	<b>Group</b>
34	61	134	PRO	Peptide
34	61	82	ARG	Peptide
40	65	110	LEU	Peptide
36	68	27	GLY	Peptide
34	69	101	LEU	Peptide
34	69	112	LYS	Peptide
34	69	142	VAL	Peptide
34	69	143	SER	Peptide
34	69	77	LEU	Peptide
7	6E	7	ALA	Peptide
28	71	178	ALA	Peptide
8	72	98	LYS	Peptide
8	72	99	GLU	Peptide
41	75	10	VAL	Peptide
41	75	12	SER	Peptide
41	75	5	ALA	Peptide
37	78	115	LEU	Peptide
37	78	20	GLY	Peptide
37	78	24	GLY	Peptide
37	78	26	GLY	Peptide
8	7E	63	LEU	Peptide
16	7I	15	PRO	Peptide
9	82	117	HIS	Peptide
42	85	72	HIS	Peptide
42	85	90	VAL	Peptide
42	85	95	LEU	Peptide
42	85	98	LEU	Peptide
38	88	139	GLU	Peptide
38	88	20	ALA	Peptide
38	88	23	GLY	Peptide
38	88	58	PHE	Peptide
9	8E	110	GLU	Peptide
9	8E	4	TYR	Peptide
17	8I	100	LYS	Peptide
43	95	49	THR	Peptide
43	95	78	LYS	Peptide
43	95	87	HIS	Peptide
39	98	44	LEU	Peptide
39	98	8	ARG	Peptide
18	9I	33	ASP	Peptide
44	A5	43	GLY	Peptide
40	A8	107	GLU	Peptide

*Continued on next page...*

*Continued from previous page...*

<b>Mol</b>	<b>Chain</b>	<b>Res</b>	<b>Type</b>	<b>Group</b>
40	A8	3	ARG	Peptide
40	A8	43	GLU	Peptide
19	AA	54	GLY	Peptide
19	AI	9	VAL	Peptide
45	B5	61	GLY	Peptide
41	B8	12	SER	Peptide
41	B8	133	GLU	Peptide
41	B8	4	GLY	Peptide
41	B8	58	ASN	Peptide
20	BA	13	LEU	Peptide
20	BA	48	LYS	Peptide
46	C5	100	ALA	Peptide
46	C5	99	CYS	Peptide
42	C8	90	VAL	Peptide
42	C8	92	ARG	Peptide
42	C8	95	LEU	Peptide
47	D5	5	LEU	Peptide
47	D5	60	GLU	Peptide
47	D5	65	GLN	Peptide
43	D8	36	PRO	Peptide
43	D8	44	LYS	Peptide
43	D8	47	VAL	Peptide
49	F5	81	LYS	Peptide
49	F5	83	GLU	Peptide
45	F8	3	THR	Peptide
50	G5	42	GLY	Peptide
50	G5	47	ASN	Peptide
46	G8	5	MET	Peptide
46	G8	53	PRO	Peptide
46	G8	54	LYS	Peptide
46	G8	92	ASN	Peptide
47	H8	103	ARG	Peptide
47	H8	165	VAL	Peptide
47	H8	63	ASP	Peptide
52	I5	20	ASN	Peptide
52	I5	31	ILE	Peptide
52	I5	40	HIS	Peptide
49	J8	55	GLY	Peptide
49	J8	75	GLU	Peptide
49	J8	91	LYS	Peptide
49	J8	92	LYS	Peptide
50	K8	4	SER	Peptide

*Continued on next page...*



*Continued from previous page...*

Mol	Chain	Res	Type	Group
50	K8	46	GLN	Peptide
55	M5	49	VAL	Peptide
52	M8	25	TYR	Peptide
52	M8	35	VAL	Peptide
52	M8	37	SER	Peptide
52	M8	4	GLY	Peptide
54	P8	45	ALA	Peptide
55	Q8	30	ARG	Peptide
55	Q8	49	VAL	Peptide

## 5.2 Too-close contacts [i](#)

In the following table, the Non-H and H(model) columns list the number of non-hydrogen atoms and hydrogen atoms in the chain respectively. The H(added) column lists the number of hydrogen atoms added and optimized by MolProbity. The Clashes column lists the number of clashes within the asymmetric unit, whereas Symm-Clashes lists symmetry related clashes.

Mol	Chain	Non-H	H(model)	H(added)	Clashes	Symm-Clashes
1	13	32157	0	16234	740	0
1	1G	32371	0	16342	723	0
2	12	1696	0	1730	124	0
2	1E	1902	0	1949	157	0
3	22	1537	0	1603	116	0
3	2E	1605	0	1668	76	0
4	32	1702	0	1764	95	0
4	3E	1698	0	1760	125	0
5	42	1139	0	1202	85	0
5	4E	1142	0	1204	68	0
6	52	842	0	857	26	0
6	5E	837	0	852	39	0
7	62	1120	0	1167	82	0
7	6E	1242	0	1286	80	0
8	72	1107	0	1165	65	0
8	7E	1115	0	1177	92	0
9	82	953	0	983	106	0
9	8E	1000	0	1031	100	0
10	1A	646	0	662	81	0
10	1I	754	0	769	44	0
11	2A	835	0	847	42	0
11	2I	823	0	832	33	0
12	3A	956	0	1046	64	0
12	3I	956	0	1046	39	0

*Continued on next page...*

*Continued from previous page...*

Mol	Chain	Non-H	H(model)	H(added)	Clashes	Symm-Clashes
13	4A	893	0	946	72	0
13	4I	942	0	997	76	0
14	5A	486	0	525	65	0
14	5I	491	0	532	49	0
15	6A	729	0	768	33	0
15	6I	729	0	768	38	0
16	7A	705	0	725	58	0
16	7I	700	0	720	77	0
17	8A	823	0	891	32	0
17	8I	834	0	904	84	0
18	9A	544	0	605	26	0
18	9I	549	0	607	33	0
19	AA	481	0	468	39	0
19	AI	661	0	683	55	0
20	BA	762	0	861	44	0
20	BI	746	0	843	98	0
21	1B	188	0	195	12	0
21	1F	199	0	208	19	0
22	1K	1540	0	787	25	0
23	2K	1646	0	843	25	0
23	2L	1626	0	836	27	0
24	3K	1491	0	761	59	0
24	3L	1513	0	770	36	0
25	4K	462	0	230	11	0
25	4L	417	0	207	12	0
26	14	60535	0	30516	1083	0
26	1H	61195	0	30847	1151	0
27	16	2617	0	1328	54	0
27	1J	2617	0	1328	88	0
28	71	1033	0	1048	71	0
28	79	456	0	460	21	0
29	11	2120	0	2197	112	0
29	19	2125	0	2199	96	0
30	21	1505	0	1526	85	0
30	29	1563	0	1629	139	0
31	31	1585	0	1632	61	0
31	39	1602	0	1649	118	0
32	41	1457	0	1514	101	0
32	49	1468	0	1520	112	0
33	51	1328	0	1396	108	0
33	59	1283	0	1352	87	0
34	61	1136	0	1223	75	0

*Continued on next page...*

*Continued from previous page...*

Mol	Chain	Non-H	H(model)	H(added)	Clashes	Symm-Clashes
34	69	1131	0	1218	60	0
35	15	1104	0	1180	56	0
35	58	1096	0	1169	52	0
36	25	932	0	996	42	0
36	68	932	0	996	40	0
37	35	1122	0	1206	76	0
37	78	1122	0	1206	84	0
38	45	1104	0	1159	88	0
38	88	1117	0	1168	67	0
39	55	967	0	1033	45	0
39	98	967	0	1033	33	0
40	65	876	0	938	99	0
40	A8	881	0	943	58	0
41	75	1109	0	1170	74	0
41	B8	1124	0	1179	78	0
42	85	959	0	1019	59	0
42	C8	950	0	1011	85	0
43	95	770	0	838	48	0
43	D8	774	0	849	58	0
44	A5	886	0	948	38	0
44	E8	876	0	941	43	0
45	B5	735	0	785	37	0
45	F8	743	0	794	30	0
46	C5	794	0	886	81	0
46	G8	777	0	857	42	0
47	D5	1079	0	1088	86	0
47	H8	1365	0	1391	106	0
48	E5	603	0	620	36	0
48	I8	611	0	631	24	0
49	F5	737	0	813	44	0
49	J8	737	0	813	58	0
50	G5	576	0	625	33	0
50	K8	575	0	634	42	0
51	H5	459	0	512	41	0
51	L8	459	0	512	18	0
52	I5	515	0	514	46	0
52	M8	479	0	475	53	0
53	J5	434	0	454	25	0
53	N8	437	0	460	21	0
54	L5	401	0	436	15	0
54	P8	401	0	436	9	0
55	M5	516	0	582	32	0

*Continued on next page...*

*Continued from previous page...*

Mol	Chain	Non-H	H(model)	H(added)	Clashes	Symm-Clashes
55	Q8	516	0	582	32	0
56	1L	1469	0	752	37	0
57	11	3	0	0	0	0
57	13	149	0	0	0	0
57	14	446	0	0	0	0
57	16	11	0	0	0	0
57	19	1	0	0	0	0
57	1G	133	0	0	0	0
57	1H	546	0	0	0	0
57	1J	7	0	0	0	0
57	21	2	0	0	0	0
57	25	2	0	0	0	0
57	29	3	0	0	0	0
57	2A	1	0	0	0	0
57	2I	1	0	0	0	0
57	2K	4	0	0	0	0
57	2L	2	0	0	0	0
57	31	2	0	0	0	0
57	35	2	0	0	0	0
57	39	2	0	0	0	0
57	41	1	0	0	0	0
57	42	1	0	0	0	0
57	45	1	0	0	0	0
57	4A	1	0	0	0	0
57	4E	1	0	0	0	0
57	4K	1	0	0	0	0
57	4L	2	0	0	0	0
57	5E	1	0	0	0	0
57	5I	1	0	0	0	0
57	68	2	0	0	0	0
57	88	3	0	0	0	0
57	98	1	0	0	0	0
57	9A	1	0	0	0	0
57	C5	1	0	0	0	0
57	D8	1	0	0	0	0
57	E5	1	0	0	0	0
57	F8	1	0	0	0	0
57	I8	1	0	0	0	0
57	J8	1	0	0	0	0
57	L8	1	0	0	0	0
57	M5	1	0	0	0	0
57	P8	1	0	0	0	0

*Continued on next page...*

*Continued from previous page...*

Mol	Chain	Non-H	H(model)	H(added)	Clashes	Symm-Clashes
57	Q8	1	0	0	0	0
58	13	13	0	22	3	0
58	14	26	0	46	11	0
58	1G	13	0	24	0	0
58	1J	13	0	24	1	0
59	32	8	0	0	1	0
59	3E	8	0	0	3	0
60	5A	1	0	0	0	0
60	5I	1	0	0	0	0
60	C5	1	0	0	0	0
60	G8	1	0	0	0	0
61	11	16	0	0	6	0
61	13	304	0	0	17	0
61	14	1135	0	0	56	0
61	16	15	0	0	1	0
61	19	8	0	0	0	0
61	1G	391	0	0	17	0
61	1H	1133	0	0	86	0
61	1I	2	0	0	0	0
61	1J	18	0	0	1	0
61	1K	1	0	0	0	0
61	21	8	0	0	0	0
61	22	1	0	0	0	0
61	25	11	0	0	1	0
61	29	6	0	0	0	0
61	2I	1	0	0	0	0
61	2K	6	0	0	0	0
61	31	4	0	0	0	0
61	35	9	0	0	4	0
61	39	6	0	0	0	0
61	3A	1	0	0	0	0
61	3E	1	0	0	0	0
61	3I	2	0	0	0	0
61	3K	1	0	0	0	0
61	42	1	0	0	0	0
61	45	3	0	0	0	0
61	4E	1	0	0	0	0
61	4K	11	0	0	0	0
61	4L	14	0	0	1	0
61	52	3	0	0	0	0
61	55	1	0	0	0	0
61	58	1	0	0	0	0

*Continued on next page...*

*Continued from previous page...*

Mol	Chain	Non-H	H(model)	H(added)	Clashes	Symm-Clashes
61	5I	2	0	0	0	0
61	75	1	0	0	0	0
61	78	11	0	0	5	0
61	7A	1	0	0	0	0
61	7I	2	0	0	1	0
61	85	1	0	0	0	0
61	98	2	0	0	0	0
61	9A	3	0	0	3	0
61	A5	1	0	0	0	0
61	A8	3	0	0	1	0
61	B8	1	0	0	0	0
61	BA	2	0	0	0	0
61	C5	3	0	0	0	0
61	E5	5	0	0	0	0
61	E8	1	0	0	0	0
61	F5	3	0	0	0	0
61	F8	1	0	0	0	0
61	H5	1	0	0	0	0
61	I8	6	0	0	1	0
61	K8	1	0	0	0	0
61	L8	1	0	0	1	0
61	M5	7	0	0	1	0
61	P8	1	0	0	0	0
61	Q8	5	0	0	1	0
All	All	296743	0	197188	8827	0

The all-atom clashscore is defined as the number of clashes found per 1000 atoms (including hydrogen atoms). The all-atom clashscore for this structure is 18.

All (8827) close contacts within the same asymmetric unit are listed below, sorted by their clash magnitude.

Atom-1	Atom-2	Interatomic distance (Å)	Clash overlap (Å)
3:22:173:VAL:C	3:22:174:PRO:N	1.71	1.38
4:3E:25:ARG:NH1	59:3E:301:SF4:S3	2.12	1.23
19:AI:3:ARG:HE	19:AI:9:VAL:HG11	1.07	1.14
44:E8:89:ALA:O	44:E8:92:ARG:NH1	1.81	1.12
38:45:27:VAL:HB	38:45:28:ALA:HA	1.12	1.10
41:B8:108:ARG:HA	41:B8:111:ARG:HD3	1.35	1.09
52:M8:37:SER:HG	52:M8:43:TYR:N	1.49	1.08
14:5I:27:CYS:SG	14:5I:29:ARG:NH1	2.26	1.08
14:5A:12:ARG:NH1	14:5A:14:PRO:O	1.89	1.05

*Continued on next page...*

*Continued from previous page...*

Atom-1	Atom-2	Interatomic distance (Å)	Clash overlap (Å)
26:14:1570:A:H5'	29:19:37:LEU:HD21	1.35	1.05
50:K8:4:SER:O	50:K8:8:LYS:NZ	1.89	1.04
27:1J:80:U:H2'	27:1J:81:G:H21	1.22	1.03
8:72:99:GLU:HB3	8:72:100:ILE:HB	1.38	1.03
26:1H:620:G:H4'	26:1H:621:A:H5''	1.40	1.01
26:1H:1496:A:H8	26:1H:1577:C:HO2'	1.04	1.01
26:1H:1204:A:H62	26:1H:1241:A:H2	1.01	1.00
34:61:112:LYS:O	34:61:113:ARG:NH1	1.93	1.00
24:3L:71:C:HO2'	26:14:1851:U:HO2'	1.06	1.00
1:1G:411:A:H62	1:1G:413:G:H21	1.07	0.99
26:14:2032:G:H21	30:29:146:THR:HG23	1.26	0.99
53:J5:40:LYS:NZ	53:J5:46:CYS:SG	2.35	0.98
38:45:27:VAL:HB	38:45:28:ALA:CA	1.94	0.97
40:65:62:LYS:HE3	40:65:97:ARG:HD2	1.43	0.97
16:7I:72:ARG:HB3	16:7I:72:ARG:HH11	1.27	0.96
1:1G:448:A:OP2	1:1G:485:G:N2	1.99	0.96
33:51:11:VAL:HB	33:51:13:LYS:HZ1	1.31	0.96
1:13:975:A:H4'	1:13:976:G:H5''	1.48	0.96
26:14:662:G:OP1	37:35:16:ARG:NH1	1.98	0.96
25:4K:14:A:H4'	25:4K:15:A:H5'	1.43	0.96
19:AI:78:ARG:NH1	19:AI:79:THR:O	1.96	0.96
26:1H:1110:G:HO2'	26:1H:1111:A:H8	0.96	0.95
4:32:25:ARG:HD3	4:32:30:LYS:HB3	1.46	0.95
18:9I:53:ARG:HA	18:9I:56:THR:HG22	1.48	0.95
32:41:77:ILE:HG13	32:41:82:LEU:HD21	1.47	0.95
53:N8:50:GLY:HA3	53:N8:56:LYS:HB3	1.48	0.95
26:1H:2308:G:H1	26:1H:2311:A:H2	0.98	0.95
34:61:109:ILE:HG23	34:61:113:ARG:HH22	1.30	0.95
44:A5:65:LEU:HD13	44:A5:68:ARG:HD2	1.49	0.94
30:29:171:GLU:H	30:29:185:LYS:HE3	1.31	0.94
47:D5:95:PRO:HB2	47:D5:127:LYS:HD3	1.50	0.94
1:13:1422:G:H5''	36:68:48:PRO:HB3	1.47	0.94
26:1H:1816:G:OP2	29:11:39:LYS:NZ	1.99	0.94
37:35:39:LYS:NZ	61:35:301:HOH:O	2.01	0.94
26:14:141:A:H8	26:14:1595:G:H21	1.16	0.93
26:1H:607:U:H3	26:1H:621:A:H2	1.13	0.93
26:1H:49:A:N7	26:1H:120:U:H5	1.67	0.93
26:1H:1359:A:N1	26:1H:1372:U:N3	2.17	0.93
26:1H:1689:A:H62	26:1H:1698:A:H2	1.15	0.93
61:14:3623:HOH:O	39:55:3:HIS:NE2	2.01	0.92
50:K8:8:LYS:H	50:K8:8:LYS:HD2	1.33	0.92

*Continued on next page...*

*Continued from previous page...*

Atom-1	Atom-2	Interatomic distance (Å)	Clash overlap (Å)
26:14:2711:A:OP2	61:14:3504:HOH:O	1.88	0.92
29:19:69:ARG:NH2	29:19:128:GLY:O	2.03	0.92
26:1H:138:G:N2	45:F8:44:GLU:OE2	2.03	0.92
22:1K:76:A:H8	26:1H:2583:G:H21	1.08	0.92
2:12:102:LEU:HD11	2:12:176:GLU:HB3	1.52	0.92
29:11:238:GLY:O	61:11:401:HOH:O	1.86	0.91
27:1J:50:G:OP2	40:65:62:LYS:NZ	2.04	0.91
1:1G:1277:C:HO2'	1:1G:1279:A:H8	1.18	0.91
26:14:397:G:N7	61:14:3625:HOH:O	2.03	0.91
1:1G:950:U:OP2	13:4A:102:ARG:NH1	2.04	0.91
19:AI:41:VAL:HG11	19:AI:45:VAL:HG13	1.52	0.91
1:1G:413:G:O2'	1:1G:428:G:N2	2.03	0.91
7:62:146:GLU:HG2	7:62:147:ALA:H	1.37	0.91
44:A5:50:VAL:HG12	44:A5:105:VAL:HG12	1.52	0.90
43:D8:47:VAL:HG23	43:D8:48:GLY:H	1.36	0.90
42:C8:95:LEU:HD12	42:C8:97:ASP:HB3	1.51	0.90
26:14:2789:C:O2	26:14:2894:G:N2	2.04	0.90
8:72:86:ILE:HD11	8:72:133:LEU:HB3	1.53	0.90
50:G5:4:SER:HB3	50:G5:7:ARG:HB2	1.53	0.90
2:1E:18:GLY:H	2:1E:42:ILE:HG22	1.37	0.90
26:1H:67:U:H3	26:1H:74:A:H2	1.17	0.89
10:1I:46:ARG:HH22	10:1I:63:PHE:N	1.70	0.89
7:62:91:VAL:HG23	7:62:95:ARG:HG3	1.54	0.89
26:14:2292:C:OP1	40:65:17:ARG:NH2	2.06	0.89
26:1H:1022:G:N2	26:1H:1023:U:O4	2.05	0.89
7:62:70:LYS:HD2	7:62:96:GLN:HB3	1.52	0.89
29:11:182:LEU:H	29:11:272:ALA:HB3	1.38	0.89
1:1G:376:G:H5''	16:7A:5:ARG:HE	1.38	0.89
8:7E:102:ARG:NH2	8:7E:121:ASP:OD2	2.05	0.89
44:A5:14:PRO:HG2	44:A5:78:GLU:HG2	1.54	0.89
26:1H:71:A:H2	45:F8:31:HIS:HE2	1.18	0.89
5:42:39:GLY:O	5:42:40:ARG:NH1	2.06	0.88
16:7A:5:ARG:CZ	16:7A:6:LEU:H	1.85	0.88
35:15:112:LEU:HG	35:15:115:ARG:NH2	1.89	0.88
3:22:11:ARG:HH22	3:22:181:ASN:H	1.15	0.88
8:7E:111:ILE:HD11	8:7E:135:CYS:SG	2.14	0.88
52:I5:38:LYS:HD3	52:I5:44:THR:HB	1.56	0.88
26:14:1041:C:H42	26:14:1114:G:H1	1.20	0.88
1:13:1348:U:H3	1:13:1374:A:H2	1.23	0.87
1:13:323:U:H5'	20:BI:23:ARG:HE	1.39	0.87
4:3E:15:GLU:OE2	4:3E:66:ARG:NH2	2.06	0.87

*Continued on next page...*



*Continued from previous page...*

Atom-1	Atom-2	Interatomic distance (Å)	Clash overlap (Å)
1:1G:8:A:N7	4:32:209:ARG:NH2	2.21	0.87
1:1G:1305:G:H22	1:1G:1331:G:H2'	1.38	0.87
32:49:47:LYS:NZ	32:49:86:MET:SD	2.47	0.87
1:13:926:G:O2'	25:4K:12:A:N6	2.07	0.87
55:M5:43:GLN:O	55:M5:46:ARG:NH1	2.07	0.87
26:14:2839:G:H5'	39:55:46:GLY:HA2	1.56	0.86
2:1E:87:ARG:HH21	2:1E:232:PRO:HG3	1.38	0.86
26:1H:1728:G:H8	26:1H:1732:A:H62	1.21	0.86
10:1I:28:ARG:HD2	10:1I:29:ARG:H	1.38	0.86
2:12:54:THR:HA	2:12:57:PHE:HB2	1.57	0.86
10:1A:42:THR:HG22	10:1A:66:ARG:HH21	1.40	0.86
4:3E:18:LYS:NZ	59:3E:301:SF4:S1	2.48	0.86
26:1H:1021:A:H8	26:1H:1022:G:H5''	1.41	0.86
30:29:54:GLN:HE22	30:29:57:LYS:HD3	1.39	0.86
41:B8:4:GLY:HA2	41:B8:7:ILE:HG12	1.56	0.86
26:14:2720:U:H3	26:14:2873:A:H2	1.20	0.86
32:49:72:ARG:HB3	32:49:85:GLY:HA2	1.56	0.86
44:E8:92:ARG:NH1	44:E8:92:ARG:HB2	1.89	0.86
1:1G:376:G:H5''	16:7A:5:ARG:NE	1.91	0.86
26:1H:2656:U:H3	26:1H:2665:A:H2	1.18	0.86
18:9A:53:ARG:HA	18:9A:56:THR:HG22	1.57	0.86
4:3E:88:VAL:HG22	4:3E:89:THR:HG22	1.56	0.86
49:J8:92:LYS:HD3	49:J8:93:GLU:HG3	1.55	0.86
1:13:932:C:OP1	7:6E:3:ARG:NE	2.09	0.85
1:1G:1118:C:OP1	9:82:104:ARG:NH1	2.09	0.85
26:14:323:G:HO2'	26:14:1205:U:H3	1.22	0.85
4:3E:108:LEU:HD12	4:3E:146:ILE:HD11	1.58	0.85
33:51:153:LYS:HB3	33:51:155:SER:H	1.41	0.85
14:5I:29:ARG:NE	14:5I:40:CYS:SG	2.50	0.85
16:7I:5:ARG:O	16:7I:20:VAL:N	2.07	0.85
26:14:815:C:OP1	43:95:85:LYS:NZ	2.08	0.85
26:14:85:G:H5''	46:C5:30:VAL:HG21	1.57	0.85
37:78:32:THR:O	61:78:201:HOH:O	1.93	0.85
13:4I:34:LEU:HD21	13:4I:41:PRO:HG3	1.59	0.85
8:7E:87:SER:HB2	8:7E:93:VAL:HB	1.58	0.85
47:H8:110:GLY:O	47:H8:112:ARG:NH1	2.08	0.85
5:42:100:VAL:HG13	5:42:107:ARG:HG3	1.56	0.85
26:14:2747:G:H21	26:14:2757:A:H62	1.24	0.85
13:4I:34:LEU:HD11	13:4I:41:PRO:HA	1.59	0.85
4:32:150:GLU:HG2	4:32:151:LYS:HG2	1.58	0.85
4:3E:108:LEU:HD21	4:3E:174:LEU:HG	1.57	0.85

*Continued on next page...*

*Continued from previous page...*

Atom-1	Atom-2	Interatomic distance (Å)	Clash overlap (Å)
29:19:182:LEU:H	29:19:272:ALA:HB3	1.37	0.85
16:7I:35:LYS:NZ	16:7I:35:LYS:HA	1.91	0.85
19:AI:8:GLY:HA3	19:AI:9:VAL:HG13	1.58	0.85
26:14:1899:G:H21	26:14:1902:C:N4	1.73	0.84
29:19:44:ASN:HB3	29:19:45:ASN:HA	1.57	0.84
26:1H:1138:G:H21	35:58:106:MET:HE3	1.40	0.84
46:G8:94:LYS:HD3	46:G8:95:LYS:H	1.40	0.84
26:14:2127:G:H1	26:14:2161:C:H42	1.24	0.84
26:14:67:U:H3	26:14:74:A:H2	1.22	0.84
1:1G:1223:C:H5''	1:1G:1224:G:H5''	1.58	0.84
47:H8:4:ARG:CZ	47:H8:5:LEU:H	1.89	0.84
26:1H:141:A:H8	26:1H:1595:G:H21	1.26	0.84
4:3E:167:GLY:HA2	29:19:135:PHE:HE1	1.39	0.84
26:1H:2867:G:OP2	41:B8:119:LYS:NZ	2.11	0.84
47:D5:3:TYR:O	47:D5:4:ARG:NH1	2.11	0.84
1:13:1502:A:H2	1:13:1505:G:H1	1.26	0.84
1:13:953:G:H5'	1:13:965:A:H61	1.43	0.84
19:AI:40:ILE:HG22	19:AI:41:VAL:HG13	1.60	0.84
20:BI:71:THR:HG22	20:BI:72:LEU:H	1.41	0.84
3:22:164:ARG:HE	3:22:166:GLU:HG3	1.42	0.83
1:1G:1502:A:H2	1:1G:1505:G:H1	1.21	0.83
26:1H:2789:C:O2	26:1H:2894:G:N2	2.10	0.83
26:1H:676:A:H8	26:1H:2069:G:H21	1.24	0.83
23:2K:33:OMC:HM22	23:2K:34:U:H5'	1.58	0.83
33:51:12:PRO:O	33:51:13:LYS:NZ	2.10	0.83
7:62:20:ASP:HB3	7:62:23:VAL:HG12	1.60	0.83
9:82:66:ARG:CZ	9:82:67:GLY:H	1.92	0.83
26:14:1418:G:N7	61:14:3631:HOH:O	2.11	0.83
26:1H:870:A:OP1	38:88:6:ARG:NE	2.11	0.83
1:13:454:C:OP1	16:7I:71:ARG:NH1	2.12	0.83
26:14:780:G:H21	26:14:783:A:H62	1.26	0.83
8:72:64:LYS:HG2	8:72:79:VAL:HG21	1.59	0.83
9:8E:9:ARG:HG3	9:8E:14:VAL:HG13	1.58	0.83
20:BI:26:ASN:HB2	20:BI:71:THR:HG23	1.61	0.83
47:H8:138:GLU:H	47:H8:156:LYS:HZ1	1.22	0.83
5:42:102:ALA:HB2	5:42:107:ARG:HH11	1.43	0.83
40:65:84:GLN:HA	40:65:110:LEU:HG	1.58	0.83
41:B8:57:PHE:O	41:B8:58:ASN:ND2	2.11	0.83
38:45:138:ASP:N	38:45:139:GLU:HA	1.93	0.83
34:69:76:THR:HG21	34:69:140:LEU:HD22	1.61	0.83
47:D5:101:PRO:HB2	47:D5:102:LEU:HB2	1.61	0.83

*Continued on next page...*

*Continued from previous page...*

Atom-1	Atom-2	Interatomic distance (Å)	Clash overlap (Å)
2:12:82:ARG:NH2	2:12:150:SER:OG	2.10	0.83
26:14:2541:A:N7	61:14:3633:HOH:O	2.12	0.83
30:29:144:ARG:HG2	30:29:145:LYS:H	1.43	0.83
51:H5:8:LEU:HB3	51:H5:30:ARG:HH12	1.44	0.83
26:14:152:G:H1	26:14:174:C:H42	1.25	0.83
24:3L:3:G:N2	24:3L:70:C:N3	2.27	0.83
5:42:107:ARG:NH2	5:42:118:ILE:O	2.12	0.83
28:71:194:ARG:HH22	28:71:227:HIS:HA	1.44	0.83
8:7E:95:VAL:HG23	8:7E:99:GLU:HB2	1.58	0.83
20:BA:12:ALA:O	20:BA:15:ARG:N	2.10	0.83
1:1G:1348:U:H3	1:1G:1374:A:H2	1.23	0.82
17:8I:16:GLN:O	17:8I:17:LYS:HE2	1.79	0.82
38:45:135:ASP:HB2	38:45:137:TYR:H	1.44	0.82
14:5A:3:ARG:HB2	14:5A:4:LYS:HD3	1.60	0.82
20:BI:78:ALA:O	20:BI:82:SER:OG	1.97	0.82
38:88:58:PHE:O	38:88:60:ARG:N	2.12	0.82
37:78:14:LYS:O	37:78:15:ARG:HB3	1.77	0.82
2:12:102:LEU:HD13	2:12:180:LEU:HD21	1.60	0.82
32:41:161:THR:HG22	32:41:163:ALA:H	1.44	0.82
1:13:1202:G:H1'	14:5I:29:ARG:HD2	1.62	0.82
22:1K:53:G:O3'	38:88:56:ARG:NH1	2.12	0.82
30:21:9:VAL:HG13	41:B8:3:ARG:HG3	1.61	0.82
51:L8:10:LYS:NZ	51:L8:15:TYR:OH	2.11	0.82
1:1G:975:A:H4'	1:1G:976:G:H5''	1.61	0.82
16:7I:74:LEU:HD22	16:7I:77:ALA:HB3	1.62	0.82
9:8E:83:ARG:HA	9:8E:86:VAL:HB	1.61	0.82
51:H5:39:ASP:OD1	51:H5:44:ARG:NH1	2.11	0.82
1:1G:1106:G:O3'	3:22:172:ARG:NH1	2.12	0.82
3:22:148:GLY:HA3	3:22:172:ARG:H	1.43	0.82
26:14:2821:A:OP2	61:14:3623:HOH:O	1.97	0.82
26:14:2334:G:O6	48:E5:74:ARG:NH2	2.13	0.81
41:75:24:PRO:HD3	41:75:52:ILE:HG13	1.60	0.81
9:8E:10:ARG:NH2	9:8E:71:SER:O	2.14	0.81
29:11:69:ARG:NH2	29:11:128:GLY:O	2.14	0.81
1:1G:998:G:N2	1:1G:1043:C:N3	2.29	0.81
13:4A:89:GLY:HA2	13:4A:92:HIS:HB3	1.63	0.81
43:D8:44:LYS:O	43:D8:46:VAL:N	2.12	0.81
11:2A:86:GLY:O	11:2A:91:ARG:NH2	2.14	0.81
5:42:31:LEU:HD21	5:42:43:LEU:HD23	1.61	0.81
13:4I:3:ARG:HD2	13:4I:9:ILE:HB	1.61	0.81
29:11:35:LYS:HZ1	29:11:63:ARG:HD2	1.46	0.81

*Continued on next page...*

*Continued from previous page...*

Atom-1	Atom-2	Interatomic distance (Å)	Clash overlap (Å)
37:35:55:ARG:HG2	37:35:56:SER:H	1.44	0.81
46:G8:54:LYS:HA	46:G8:56:PRO:HD3	1.60	0.81
35:15:56:ASN:H	35:15:125:GLY:HA3	1.46	0.81
9:8E:4:TYR:OH	9:8E:88:TYR:N	2.12	0.81
1:13:1305:G:N2	1:13:1331:G:H2'	1.96	0.80
10:1A:33:GLN:HB3	10:1A:75:ILE:HG12	1.63	0.80
1:1G:869:G:N7	61:1G:1852:HOH:O	2.14	0.80
39:55:103:ARG:NH1	39:55:108:GLY:O	2.13	0.80
37:78:31:ALA:O	37:78:32:THR:HG22	1.80	0.80
4:32:205:GLU:O	4:32:209:ARG:NH1	2.15	0.80
43:95:6:LYS:HE2	43:95:38:LEU:HD22	1.63	0.80
51:H5:30:ARG:CZ	51:H5:33:GLN:H	1.93	0.80
5:42:51:VAL:HG13	5:42:52:PRO:HD3	1.62	0.80
1:1G:808:C:OP1	15:6A:48:LYS:NZ	2.15	0.80
42:C8:92:ARG:HH21	42:C8:95:LEU:N	1.80	0.80
26:14:2392:A:H2	26:14:2424:C:H42	1.27	0.80
31:39:25:PRO:HA	31:39:27:GLU:HG2	1.63	0.80
9:8E:10:ARG:NH1	9:8E:72:GLY:O	2.14	0.80
1:13:8:A:N7	4:3E:208:SER:OG	2.14	0.80
26:1H:270(W):G:N7	61:1H:3739:HOH:O	2.14	0.80
8:72:109:ILE:HD11	8:72:111:ILE:HG12	1.64	0.80
9:82:112:LYS:HA	9:82:119:ALA:HB2	1.63	0.80
3:2E:18:TRP:HB2	3:2E:21:ARG:NH2	1.96	0.80
1:13:1305:G:H22	1:13:1331:G:H2'	1.45	0.80
1:13:812:C:N3	61:13:1831:HOH:O	2.14	0.80
2:1E:27:LYS:NZ	2:1E:193:ASP:OD2	2.13	0.80
26:1H:1009:A:OP2	35:58:37:LYS:NZ	2.13	0.80
26:1H:860:U:H5	26:1H:917:A:C2	2.00	0.80
50:G5:47:ASN:O	50:G5:49:LYS:N	2.13	0.80
26:1H:988:A:C5	51:L8:13:ILE:HD11	2.16	0.80
5:42:122:GLU:O	5:42:126:ARG:NH1	2.14	0.80
46:C5:79:CYS:SG	46:C5:101:LYS:NZ	2.55	0.80
5:4E:11:ILE:HD11	5:4E:31:LEU:HD23	1.63	0.80
4:3E:25:ARG:NH2	59:3E:301:SF4:S4	2.54	0.79
26:1H:931:G:O2'	51:L8:24:LYS:NZ	2.14	0.79
51:H5:8:LEU:H	51:H5:30:ARG:HH22	1.26	0.79
26:1H:259:G:O2'	26:1H:621:A:O2'	2.00	0.79
49:J8:82:LEU:HD22	49:J8:88:LYS:HZ1	1.46	0.79
26:14:2589:A:OP1	61:14:3554:HOH:O	2.00	0.79
6:5E:46:ARG:HH21	6:5E:48:LEU:HD21	1.46	0.79
26:14:1339:G:OP1	45:B5:16:LYS:HE3	1.83	0.79

*Continued on next page...*

*Continued from previous page...*

Atom-1	Atom-2	Interatomic distance (Å)	Clash overlap (Å)
29:11:37:LEU:HD23	29:11:37:LEU:H	1.48	0.79
1:13:1304:G:OP2	61:13:1828:HOH:O	2.00	0.79
3:22:184:TYR:HD2	3:22:201:TYR:HE1	1.28	0.79
3:2E:18:TRP:HB2	3:2E:21:ARG:CZ	2.12	0.79
19:AI:3:ARG:NE	19:AI:9:VAL:HG11	1.92	0.79
26:14:607:U:H3	26:14:621:A:H2	1.31	0.79
4:32:23:GLY:N	4:32:26:CYS:SG	2.55	0.79
33:51:85:LYS:HD2	33:51:141:VAL:HG23	1.64	0.79
14:5A:27:CYS:O	14:5A:29:ARG:NH2	2.15	0.79
1:1G:468:A:O3'	16:7A:75:ARG:NH2	2.14	0.79
16:7I:5:ARG:HH21	16:7I:6:LEU:HB3	1.47	0.79
26:14:1019:U:H3	26:14:1142(A):A:H62	1.31	0.79
26:14:863:A:P	38:45:22:LYS:HZ1	2.06	0.79
29:19:44:ASN:HA	29:19:47:GLY:H	1.47	0.79
3:2E:40:ARG:O	3:2E:44:GLU:HG2	1.83	0.79
33:51:85:LYS:HE2	33:51:133:VAL:HG13	1.64	0.79
47:D5:27:VAL:HG12	47:D5:36:LYS:HA	1.63	0.79
53:J5:16:ARG:HG2	53:J5:16:ARG:HH11	1.46	0.79
33:59:142:GLY:HA2	33:59:145:ALA:HB3	1.65	0.79
9:82:10:ARG:HH21	9:82:104:ARG:HE	1.28	0.79
20:BI:42:GLN:NE2	20:BI:46:GLU:OE1	2.15	0.79
12:3A:27:LEU:HB3	12:3A:33:ARG:HD2	1.63	0.78
14:5I:24:CYS:SG	14:5I:29:ARG:NH2	2.55	0.78
19:AA:66:MET:H	19:AA:67:VAL:HG22	1.48	0.78
26:14:259:G:H21	26:14:621:A:H8	1.31	0.78
37:35:85:LEU:HA	37:35:88:LEU:HD23	1.63	0.78
55:M5:43:GLN:HA	55:M5:46:ARG:HH22	1.46	0.78
26:14:1022:G:H22	26:14:1142(A):A:H2	1.30	0.78
30:29:81:ILE:HG22	30:29:82:ARG:H	1.48	0.78
40:A8:5:THR:HG22	40:A8:8:GLU:HG2	1.65	0.78
26:1H:827:U:OP2	61:1H:3717:HOH:O	2.01	0.78
12:3A:59:ARG:HH22	12:3A:63:GLY:H	1.32	0.78
26:14:270(W):G:N7	61:14:3635:HOH:O	2.15	0.78
4:3E:167:GLY:HA2	29:19:135:PHE:CE1	2.17	0.78
26:1H:1798:U:H5'	29:11:259:THR:HG23	1.65	0.78
14:5A:46:GLU:N	14:5A:46:GLU:OE2	2.17	0.78
28:71:180:PHE:HB3	28:71:184:LYS:HE2	1.64	0.78
10:1A:28:ARG:NH1	10:1A:32:ALA:O	2.16	0.78
3:22:70:VAL:HG12	3:22:72:LYS:H	1.47	0.78
47:D5:4:ARG:HH11	47:D5:4:ARG:HG2	1.49	0.78
26:1H:747:U:O2'	44:E8:92:ARG:NH2	2.17	0.78

*Continued on next page...*

*Continued from previous page...*

Atom-1	Atom-2	Interatomic distance (Å)	Clash overlap (Å)
1:13:1391:U:H2'	1:13:1392:G:C8	2.19	0.78
26:14:1276:A:O2'	39:55:12:ARG:NH1	2.17	0.78
1:1G:1259:C:N4	1:1G:1260:C:O2	2.16	0.78
24:3K:76:A:H8	26:1H:2394:C:H42	1.30	0.78
40:65:61:ASN:OD1	40:65:62:LYS:N	2.15	0.78
28:71:18:LYS:O	28:71:223:ARG:NH1	2.17	0.78
41:75:117:ASP:OD2	41:75:120:ARG:NH1	2.17	0.78
32:41:101:ILE:HG23	52:M8:25:TYR:CZ	2.18	0.78
1:1G:1108:G:H5'	3:22:176:HIS:HD2	1.49	0.78
1:1G:664:G:H22	1:1G:741:G:H1	1.28	0.78
11:2A:18:ARG:HB2	11:2A:33:THR:HG23	1.65	0.78
5:42:142:LEU:O	5:42:143:ARG:NH1	2.16	0.78
1:13:1240:U:H1'	7:6E:32:ARG:CZ	2.13	0.78
1:1G:1081:G:OP1	5:42:18:ARG:NH2	2.17	0.78
1:1G:1127:G:N2	1:1G:1145:C:N3	2.31	0.78
10:1I:46:ARG:NH2	10:1I:47:PHE:O	2.16	0.78
3:2E:82:GLU:OE1	3:2E:85:ARG:NH1	2.17	0.78
24:3K:49:G:N2	24:3K:64:U:O4	2.16	0.78
32:49:7:LEU:HD12	32:49:104:GLU:HG3	1.66	0.78
39:98:86:ARG:HH21	39:98:118:GLU:HG3	1.48	0.78
1:13:160:A:N6	1:13:346:G:O6	2.16	0.77
10:1A:25:GLU:HG3	10:1A:29:ARG:HB3	1.66	0.77
5:42:11:ILE:HD11	5:42:31:LEU:HD13	1.66	0.77
41:75:56:GLY:O	41:75:59:THR:HG23	1.84	0.77
26:1H:958:U:OP2	38:88:14:ARG:NH1	2.17	0.77
10:1A:51:ARG:NH2	10:1A:56:HIS:O	2.17	0.77
26:1H:1112:G:H4'	33:51:2:SER:HB3	1.66	0.77
5:42:40:ARG:HH12	5:42:69:VAL:H	1.32	0.77
26:14:676:A:H8	26:14:2069:G:H21	1.32	0.77
26:14:818:G:OP2	61:14:3624:HOH:O	2.01	0.77
1:1G:1142:G:H3'	1:1G:1143:G:H8	1.50	0.77
12:3A:52:LEU:O	12:3A:54:LYS:NZ	2.17	0.77
26:1H:2256:G:N7	61:1H:3747:HOH:O	2.16	0.77
31:39:191:ARG:HG3	31:39:191:ARG:HH11	1.47	0.77
7:62:141:VAL:HA	7:62:142:GLU:HB2	1.67	0.77
1:13:1372:U:H5''	9:8E:71:SER:HB3	1.66	0.77
26:14:1364:G:OP2	49:F5:2:SER:N	2.18	0.77
26:14:877:U:O2	26:14:899:A:N6	2.16	0.77
1:13:538:G:H5''	12:3I:114:LYS:HB2	1.65	0.77
33:51:46:GLU:HB2	33:51:49:VAL:HG12	1.65	0.77
1:1G:1052:U:O2'	1:1G:1055:A:OP2	2.02	0.77

*Continued on next page...*

*Continued from previous page...*

Atom-1	Atom-2	Interatomic distance (Å)	Clash overlap (Å)
3:22:44:GLU:HA	3:22:47:LEU:HD13	1.66	0.77
9:8E:93:ARG:HA	9:8E:96:LEU:HB2	1.65	0.77
43:95:79:VAL:HG12	43:95:80:GLN:H	1.48	0.77
42:C8:92:ARG:NH2	42:C8:95:LEU:HD22	1.98	0.77
1:1G:1127:G:H1'	1:1G:1148:U:H3	1.49	0.77
26:1H:2706:G:O6	61:1H:3716:HOH:O	1.97	0.77
8:72:96:GLY:C	8:72:99:GLU:HG2	2.05	0.77
26:1H:2819:G:OP1	61:1H:3719:HOH:O	2.03	0.77
4:32:25:ARG:NH1	4:32:30:LYS:H	1.83	0.77
40:65:16:ASN:O	40:65:20:ARG:NH2	2.17	0.77
18:9I:59:SER:HB3	18:9I:62:GLU:HG3	1.66	0.77
19:AA:33:THR:HG22	19:AA:35:SER:H	1.49	0.77
49:J8:92:LYS:HD2	49:J8:95:LEU:H	1.48	0.77
12:3A:32:PHE:HB3	12:3A:84:LEU:HD21	1.66	0.77
34:61:98:ALA:HB2	34:61:111:PRO:HB3	1.67	0.77
17:8A:68:ARG:H	17:8A:70:ARG:HH11	1.33	0.77
48:E5:12:ASN:HA	48:E5:14:ARG:NH2	2.00	0.77
26:1H:2751:G:N7	33:51:3:ARG:HG3	1.99	0.77
38:45:27:VAL:CB	38:45:28:ALA:HA	2.03	0.77
32:49:49:ASP:HB3	32:49:52:ILE:H	1.48	0.77
8:7E:114:THR:HG23	8:7E:116:LYS:H	1.48	0.77
18:9A:84:LYS:HE2	18:9A:85:LEU:H	1.49	0.77
9:8E:42:ARG:NH2	9:8E:75:ASP:OD1	2.18	0.76
17:8I:17:LYS:HD2	17:8I:18:THR:HG23	1.67	0.76
50:K8:8:LYS:N	50:K8:8:LYS:HD2	1.99	0.76
10:1I:46:ARG:HH22	10:1I:63:PHE:H	1.30	0.76
4:32:13:ARG:NH1	4:32:38:TYR:O	2.18	0.76
42:85:90:VAL:HA	43:95:38:LEU:HD21	1.65	0.76
20:BI:50:GLU:HA	20:BI:100:ILE:HG22	1.68	0.76
50:K8:8:LYS:CD	50:K8:8:LYS:H	1.98	0.76
1:13:200:G:N2	1:13:218:C:N3	2.33	0.76
26:14:995:C:H42	35:15:2:LYS:HZ3	1.31	0.76
1:13:1348:U:H4'	9:8E:120:ARG:HD2	1.67	0.76
28:71:23:ASP:HB2	28:71:190:ARG:HH22	1.50	0.76
29:11:235:GLY:O	61:11:402:HOH:O	2.03	0.76
26:1H:2499:C:OP1	61:1H:3720:HOH:O	2.04	0.76
5:42:39:GLY:HA3	5:42:71:LEU:HD11	1.67	0.76
13:4A:8:GLU:N	52:15:34:GLU:OE1	2.19	0.76
16:7I:45:THR:HG22	16:7I:47:ASP:H	1.49	0.76
1:1G:842:C:O2'	1:1G:848:C:N3	2.17	0.76
4:3E:25:ARG:NH2	4:3E:26:CYS:SG	2.59	0.76

*Continued on next page...*

*Continued from previous page...*

Atom-1	Atom-2	Interatomic distance (Å)	Clash overlap (Å)
47:H8:103:ARG:HG2	47:H8:105:VAL:HG12	1.65	0.76
26:14:878:A:H5''	26:14:900:A:H61	1.50	0.76
10:1A:51:ARG:NH1	10:1A:59:SER:O	2.18	0.76
26:1H:1778:U:H2'	26:1H:1784:A:N6	2.01	0.76
5:42:102:ALA:HB2	5:42:107:ARG:NH1	2.00	0.76
34:61:93:THR:HG23	34:61:96:ASP:H	1.51	0.76
42:C8:92:ARG:NH1	43:D8:11:GLN:HG2	2.01	0.76
26:14:1702:G:N7	61:14:3649:HOH:O	2.19	0.76
2:1E:176:GLU:O	2:1E:179:LYS:NZ	2.16	0.76
7:62:38:LEU:O	7:62:41:ARG:NH1	2.19	0.76
2:12:51:LEU:O	2:12:54:THR:OG1	2.03	0.76
19:AA:18:LYS:NZ	19:AA:18:LYS:O	2.15	0.76
1:1G:235:C:H5'	17:8A:70:ARG:HG2	1.66	0.76
3:22:172:ARG:HE	3:22:174:PRO:HG3	1.51	0.76
3:2E:71:ALA:HA	3:2E:106:VAL:HG22	1.68	0.76
39:98:30:THR:HG22	39:98:75:LEU:HD13	1.67	0.76
2:12:95:GLN:NE2	2:12:147:LYS:O	2.19	0.75
26:1H:1204:A:N6	26:1H:1241:A:H2	1.81	0.75
12:3A:70:ILE:HD13	12:3A:77:LEU:HD12	1.68	0.75
17:8A:68:ARG:H	17:8A:70:ARG:NH1	1.84	0.75
44:A5:18:ARG:HG3	44:A5:76:VAL:HG13	1.67	0.75
42:C8:92:ARG:O	42:C8:94:ASN:N	2.19	0.75
1:1G:974:A:N3	14:5A:31:ARG:NH2	2.33	0.75
27:1J:80:U:H2'	27:1J:81:G:N2	2.00	0.75
4:32:33:MET:O	4:32:35:ARG:NH2	2.20	0.75
26:14:2467:C:H4'	38:45:123:HIS:CD2	2.22	0.75
46:C5:79:CYS:SG	46:C5:97:ARG:NH1	2.60	0.75
1:13:630:G:N2	1:13:631:G:O6	2.19	0.75
1:1G:1435:G:H2'	1:1G:1436:U:C6	2.20	0.75
26:1H:1006:C:OP2	61:1H:3718:HOH:O	2.03	0.75
30:29:39:PRO:HD3	30:29:45:THR:HG23	1.68	0.75
33:51:6:ARG:HG2	33:51:7:LEU:HD22	1.67	0.75
16:7I:18:ARG:HH12	16:7I:19:ILE:HG13	1.50	0.75
30:29:60:ASN:HB2	30:29:62:PRO:HD2	1.68	0.75
3:2E:8:ILE:HD11	14:5I:50:LYS:HA	1.69	0.75
26:14:1022:G:O2'	26:14:1023:U:OP2	2.05	0.75
1:1G:1255:G:N7	10:1A:43:ARG:NH2	2.34	0.75
1:1G:589:C:H42	1:1G:650:G:H1	1.33	0.75
30:21:197:ILE:HD11	30:21:199:ARG:HD3	1.68	0.75
11:2I:34:ASP:HB2	11:2I:35:PRO:HD2	1.69	0.75
45:B5:60:ARG:HG3	45:B5:61:GLY:N	2.00	0.75

*Continued on next page...*



*Continued from previous page...*

Atom-1	Atom-2	Interatomic distance (Å)	Clash overlap (Å)
26:14:2729:G:O2'	30:29:185:LYS:NZ	2.19	0.75
32:49:132:ASN:HB3	32:49:158:ALA:HA	1.69	0.75
33:59:139:GLN:O	33:59:143:GLN:NE2	2.18	0.75
8:72:51:VAL:HG21	8:72:60:ARG:HE	1.51	0.75
37:78:36:LYS:O	61:78:202:HOH:O	2.04	0.75
16:71:18:ARG:NH1	16:71:37:GLY:O	2.19	0.75
2:12:91:PRO:HG2	2:12:155:LEU:HB2	1.68	0.75
26:14:2583:G:OP1	58:14:3447:SPE:H22	1.86	0.75
1:1G:1321:C:H41	1:1G:1322:C:N4	1.85	0.75
33:51:83:TYR:CE1	33:51:134:SER:HA	2.22	0.75
42:C8:85:LYS:HZ3	42:C8:86:ALA:H	1.34	0.75
2:1E:7:VAL:HG21	2:1E:217:ARG:HG2	1.68	0.74
1:1G:375:U:O3'	16:7A:5:ARG:NH2	2.20	0.74
26:1H:1900:A:H5'	26:1H:1900:A:H8	1.50	0.74
26:1H:2838:G:OP1	61:1H:3721:HOH:O	2.05	0.74
30:21:66:HIS:HA	30:21:68:ALA:H	1.51	0.74
37:35:55:ARG:HG2	37:35:56:SER:N	2.02	0.74
24:3L:72:C:H3'	24:3L:73:A:H5''	1.69	0.74
13:4A:78:ILE:HA	13:4A:81:LEU:HB2	1.67	0.74
26:1H:2711:A:OP2	61:1H:3608:HOH:O	2.05	0.74
2:12:180:LEU:H	2:12:180:LEU:HD22	1.50	0.74
1:1G:1239:A:H4'	1:1G:1240:U:H5''	1.69	0.74
1:1G:758:G:N7	61:1G:1854:HOH:O	2.20	0.74
26:1H:270(Y):G:O6	61:1H:3722:HOH:O	2.06	0.74
26:1H:780:G:H21	26:1H:783:A:H62	1.35	0.74
14:5I:26:ARG:NH1	14:5I:43:CYS:SG	2.60	0.74
1:13:877:C:H5''	8:7E:88:LYS:HD3	1.68	0.74
47:H8:103:ARG:HE	47:H8:139:VAL:N	1.85	0.74
33:51:4:ILE:O	33:51:6:ARG:NH1	2.21	0.74
34:69:57:ARG:O	34:69:61:ARG:NH1	2.20	0.74
47:D5:161:VAL:HG13	47:D5:162:GLU:HG2	1.68	0.74
47:D5:156:LYS:N	47:D5:171:ILE:O	2.20	0.74
49:J8:82:LEU:HD23	49:J8:83:GLU:HG2	1.68	0.74
2:12:70:PHE:N	2:12:92:TYR:HA	2.03	0.74
4:32:153:ARG:HA	4:32:181:MET:HE1	1.69	0.74
31:39:24:LEU:HD21	31:39:119:ARG:HB3	1.69	0.74
26:1H:270(L):U:C2	34:61:50:ARG:HG2	2.22	0.74
41:75:31:SER:HB3	41:75:42:ILE:HD13	1.68	0.74
9:82:46:ALA:O	9:82:78:LYS:NZ	2.20	0.74
1:13:322:C:O2'	20:BI:23:ARG:NH1	2.21	0.74
47:D5:4:ARG:NH1	47:D5:58:VAL:H	1.85	0.74

*Continued on next page...*

*Continued from previous page...*

Atom-1	Atom-2	Interatomic distance (Å)	Clash overlap (Å)
52:M8:57:GLU:O	52:M8:61:ARG:NH2	2.13	0.74
29:19:38:LYS:HE3	29:19:38:LYS:HA	1.67	0.74
10:1A:51:ARG:HG3	10:1A:60:ARG:HA	1.68	0.74
13:4A:91:ARG:HG2	13:4A:98:VAL:HG12	1.69	0.74
34:61:64:GLU:HA	34:61:67:ARG:HD3	1.68	0.74
28:79:223:ARG:NH1	28:79:224:ILE:O	2.19	0.74
47:D5:5:LEU:HD22	47:D5:43:GLU:HG3	1.69	0.74
47:H8:103:ARG:HD2	47:H8:103:ARG:H	1.53	0.74
26:14:2681:C:H5	26:14:2725:A:H62	1.30	0.74
26:1H:296:C:OP1	46:G8:4:LYS:NZ	2.19	0.74
33:51:153:LYS:HB3	33:51:155:SER:N	2.02	0.74
33:51:10:PRO:HD2	33:51:50:VAL:O	1.88	0.74
33:59:85:LYS:HD2	33:59:141:VAL:HB	1.69	0.74
16:7I:18:ARG:HE	16:7I:35:LYS:HE3	1.52	0.74
43:D8:47:VAL:CG2	43:D8:48:GLY:H	1.99	0.74
35:15:131:GLN:H	35:15:134:ARG:HH12	1.36	0.74
30:21:128:SER:OG	30:21:129:HIS:N	2.20	0.74
31:31:107:LYS:HE2	31:31:207:GLY:H	1.53	0.74
4:3E:176:LEU:HD21	4:3E:183:GLY:HA2	1.70	0.74
9:82:40:LEU:HD21	9:82:43:ALA:HB2	1.70	0.74
26:14:1670:C:OP1	61:14:3626:HOH:O	2.05	0.74
2:1E:73:THR:HG22	2:1E:74:LYS:HG2	1.70	0.74
27:1J:43:C:O2'	32:49:95:ARG:NE	2.21	0.74
3:22:11:ARG:NH2	3:22:181:ASN:H	1.86	0.74
3:22:47:LEU:HD12	3:22:52:LEU:HD22	1.69	0.74
8:72:97:VAL:C	8:72:99:GLU:HB2	2.09	0.74
16:7I:32:TYR:CZ	16:7I:35:LYS:HE2	2.23	0.74
18:9I:37:VAL:HG23	18:9I:41:LYS:HD3	1.70	0.74
49:F5:91:LYS:HD3	49:F5:92:LYS:HD3	1.70	0.74
3:22:88:ARG:HG2	3:22:101:LEU:HD22	1.70	0.74
34:69:135:GLU:N	34:69:135:GLU:OE1	2.21	0.74
2:12:130:ARG:HH21	2:12:135:GLN:HE21	1.34	0.73
40:A8:106:ARG:O	40:A8:106:ARG:NH1	2.20	0.73
26:14:870:A:OP1	38:45:6:ARG:NE	2.21	0.73
1:13:693:G:C5	25:4K:13:A:H5'	2.23	0.73
7:62:146:GLU:CG	7:62:147:ALA:H	2.01	0.73
16:7I:74:LEU:HD21	16:7I:79:VAL:HB	1.68	0.73
40:A8:49:VAL:HG21	40:A8:77:ALA:HB2	1.69	0.73
51:H5:8:LEU:HB3	51:H5:30:ARG:NH1	2.02	0.73
1:13:1125:U:HO2'	1:13:1126:U:H6	1.33	0.73
26:1H:1336:A:OP2	45:F8:64:LYS:NZ	2.21	0.73

*Continued on next page...*

*Continued from previous page...*

Atom-1	Atom-2	Interatomic distance (Å)	Clash overlap (Å)
26:1H:1678:G:N2	26:1H:1989:G:H22	1.86	0.73
30:21:147:PRO:HB2	30:21:149:ARG:HG2	1.70	0.73
30:29:54:GLN:NE2	30:29:57:LYS:HD3	2.04	0.73
47:H8:4:ARG:HE	47:H8:60:GLU:HG2	1.53	0.73
1:13:1286:A:C8	1:13:1287:A:H4'	2.23	0.73
1:13:785:G:N7	61:13:1837:HOH:O	2.20	0.73
26:14:1689:A:H62	26:14:1698:A:H2	1.33	0.73
26:14:2520:C:H41	26:14:2542:A:H62	1.34	0.73
26:14:435:C:N3	61:14:3654:HOH:O	2.21	0.73
26:1H:1939:U:O2'	61:1H:3662:HOH:O	2.06	0.73
11:2I:54:ARG:NH2	24:3K:39:G:O2'	2.20	0.73
41:B8:26:ASP:HB3	41:B8:92:GLY:H	1.53	0.73
43:D8:24:LYS:HA	43:D8:92:THR:HG23	1.69	0.73
47:H8:103:ARG:NE	47:H8:139:VAL:HG13	2.04	0.73
36:68:9:GLU:OE1	36:68:18:LYS:NZ	2.19	0.73
2:1E:178:ARG:NH1	8:7E:71:GLY:O	2.22	0.73
42:C8:92:ARG:HH22	42:C8:95:LEU:HD22	1.53	0.73
26:14:821:A:O2'	26:14:946:G:OP2	2.04	0.73
29:19:39:LYS:HG3	29:19:40:THR:H	1.53	0.73
27:1J:6:C:N4	27:1J:114:G:O6	2.19	0.73
36:25:68:GLU:HG3	36:25:78:ARG:HE	1.54	0.73
37:35:26:GLY:O	61:35:302:HOH:O	2.05	0.73
17:8I:54:GLY:O	17:8I:81:ARG:NH2	2.21	0.73
47:H8:19:ARG:NH1	47:H8:84:GLU:O	2.21	0.73
53:N8:49:CYS:SG	53:N8:50:GLY:N	2.60	0.73
26:14:2378:A:O2'	40:65:21:THR:HG21	1.89	0.73
1:1G:353:A:H8	1:1G:353:A:H5'	1.52	0.73
1:1G:567:G:O2'	61:1G:1845:HOH:O	2.06	0.73
34:69:57:ARG:HB3	34:69:61:ARG:HH12	1.54	0.73
9:8E:90:PRO:HA	9:8E:92:TYR:CE1	2.24	0.73
43:95:10:LYS:NZ	43:95:23:GLU:OE2	2.20	0.73
43:D8:65:GLY:HA3	43:D8:91:TYR:CZ	2.24	0.73
47:H8:4:ARG:NH2	47:H8:6:LYS:H	1.85	0.73
26:14:2287:A:H62	26:14:2344:U:H3	1.36	0.73
26:14:275:G:N2	26:14:276:A:N7	2.37	0.73
26:1H:528:A:O2'	26:1H:529:A:H5'	1.87	0.73
4:3E:103:ASN:OD1	4:3E:114:ARG:NH1	2.22	0.73
13:4A:11:ARG:HG3	13:4A:12:ASN:HB2	1.69	0.73
33:51:4:ILE:HG23	33:51:6:ARG:HH12	1.53	0.73
46:C5:76:CYS:HB3	46:C5:97:ARG:HE	1.52	0.73
46:G8:97:ARG:CB	46:G8:98:VAL:HA	2.18	0.73

*Continued on next page...*

*Continued from previous page...*

Atom-1	Atom-2	Interatomic distance (Å)	Clash overlap (Å)
1:13:1279:A:O2'	1:13:1281:U:OP2	2.06	0.73
1:13:1239:A:H62	1:13:1299:A:H62	1.36	0.73
1:13:824:C:O2'	8:7E:1:MET:SD	2.46	0.73
27:16:12:C:N3	48:I8:74:ARG:NH1	2.37	0.73
7:6E:143:ARG:NH2	24:3K:41:A:O2'	2.22	0.73
40:A8:48:LEU:HD12	40:A8:82:ILE:HD11	1.71	0.73
26:14:1416:G:O2'	26:14:1417:C:O5'	2.05	0.73
32:49:6:ALA:O	32:49:9:ARG:N	2.21	0.73
34:61:110:ASP:H	34:61:113:ARG:NH2	1.87	0.73
7:62:32:ARG:H	7:62:32:ARG:CZ	2.02	0.73
40:65:67:ARG:HG2	40:65:71:ARG:HE	1.54	0.73
17:8A:12:SER:HB3	17:8A:20:THR:HG23	1.71	0.73
9:8E:48:GLU:HB2	9:8E:78:LYS:HZ1	1.54	0.72
26:14:1266:G:O5'	44:A5:15:ARG:NH2	2.22	0.72
26:14:2498:C:H3'	61:14:3535:HOH:O	1.88	0.72
10:1A:50:ILE:HG13	14:5A:41:ARG:HH12	1.54	0.72
10:1A:49:VAL:O	10:1A:60:ARG:HB2	1.89	0.72
1:1G:640:A:N3	8:72:115:SER:OG	2.23	0.72
26:1H:1534:G:H21	26:1H:1538:G:N2	1.87	0.72
26:1H:2392:A:H2	26:1H:2424:C:H42	1.36	0.72
26:1H:607:U:OP1	31:31:102:PRO:HA	1.88	0.72
16:7I:18:ARG:NH2	16:7I:19:ILE:O	2.21	0.72
26:14:931:G:O2'	51:H5:24:LYS:NZ	2.17	0.72
26:1H:2131:G:H5'	26:1H:2132:U:H3'	1.70	0.72
3:22:172:ARG:NH1	3:22:172:ARG:HA	2.04	0.72
3:22:184:TYR:CD2	3:22:201:TYR:HE1	2.07	0.72
34:61:78:THR:HG22	34:61:141:LYS:HB2	1.72	0.72
8:7E:64:LYS:HG2	8:7E:79:VAL:HG21	1.70	0.72
21:1F:9:ARG:H	21:1F:9:ARG:HD2	1.54	0.72
26:14:832:G:H5'	37:35:45:LEU:HD21	1.70	0.72
32:49:93:THR:O	32:49:95:ARG:NH1	2.21	0.72
34:69:81:VAL:H	34:69:143:SER:HB3	1.53	0.72
8:7E:119:LEU:HB3	8:7E:123:GLU:HB2	1.72	0.72
9:82:46:ALA:HB1	9:82:77:ILE:HD11	1.70	0.72
9:8E:112:LYS:HA	9:8E:119:ALA:HB2	1.71	0.72
20:BI:53:LEU:HA	20:BI:56:MET:HB3	1.70	0.72
42:C8:92:ARG:NH1	43:D8:11:GLN:O	2.21	0.72
26:14:94:G:H21	50:G5:47:ASN:HD22	1.38	0.72
26:14:1455:G:OP2	61:14:3628:HOH:O	2.07	0.72
26:14:2491:U:OP2	58:14:3448:SPE:N5	2.19	0.72
26:14:2745:C:O2'	33:59:143:GLN:NE2	2.22	0.72

*Continued on next page...*

*Continued from previous page...*

Atom-1	Atom-2	Interatomic distance (Å)	Clash overlap (Å)
26:1H:191:A:N1	61:1H:3760:HOH:O	2.21	0.72
24:3K:22:G:N7	24:3K:46:G:N1	2.37	0.72
26:1H:1228:G:OP2	42:C8:16:LYS:NZ	2.23	0.72
26:14:802:A:H4'	61:14:4444:HOH:O	1.89	0.72
52:I5:13:ARG:HD3	52:I5:14:ILE:H	1.54	0.72
1:13:1129:C:H1'	1:13:1146:A:H61	1.55	0.72
1:1G:542:G:OP1	4:32:10:ARG:NH2	2.22	0.72
40:65:62:LYS:HE3	40:65:97:ARG:CD	2.17	0.72
1:13:1455:G:OP1	20:BI:35:THR:OG1	2.07	0.72
26:14:870:A:H5''	38:45:6:ARG:HG3	1.72	0.72
33:59:131:VAL:O	33:59:132:ARG:NH1	2.22	0.72
1:13:129(A):G:H4'	1:13:130:A:H5''	1.72	0.72
26:1H:2400:G:H2'	26:1H:2401:U:H6	1.54	0.72
5:42:101:ILE:H	5:42:107:ARG:NH2	1.88	0.72
13:4I:57:ARG:NH1	13:4I:61:GLU:OE1	2.22	0.72
15:6A:33:THR:HG22	15:6A:63:ARG:HD2	1.71	0.72
4:3E:176:LEU:HD12	4:3E:177:ASP:H	1.55	0.72
5:42:100:VAL:HG22	5:42:107:ARG:HE	1.55	0.72
38:45:38:GLU:HG3	38:45:127:ILE:HG13	1.70	0.72
1:13:1423:G:OP1	36:68:49:ARG:NH2	2.23	0.72
26:14:71:A:H2	45:B5:31:HIS:HE2	1.38	0.72
48:I8:27:GLU:HG3	48:I8:68:GLU:HA	1.72	0.72
26:14:1537:C:H2'	26:14:1538:G:C8	2.25	0.71
35:15:73:THR:HG22	35:15:84:LYS:HG2	1.71	0.71
2:1E:130:ARG:NH2	2:1E:131:PRO:O	2.22	0.71
37:35:16:ARG:HH21	37:35:16:ARG:HB2	1.54	0.71
32:49:77:ILE:N	32:49:82:LEU:HD21	2.05	0.71
35:58:67:LEU:HD23	35:58:88:GLU:HB3	1.71	0.71
33:59:85:LYS:NZ	33:59:133:VAL:O	2.23	0.71
1:1G:1317:C:N3	19:AA:37:ARG:NH1	2.38	0.71
1:1G:1235:U:O2'	1:1G:1305:G:O5'	2.08	0.71
26:1H:2879:C:OP2	61:1H:3723:HOH:O	2.07	0.71
7:6E:111:ARG:NH1	7:6E:113:GLU:OE2	2.22	0.71
38:88:66:ILE:O	38:88:104:PHE:N	2.23	0.71
48:I8:11:ARG:O	48:I8:14:ARG:NH2	2.23	0.71
1:13:1368:G:H5''	9:8E:112:LYS:HB3	1.72	0.71
26:14:958:U:OP2	38:45:14:ARG:NH1	2.22	0.71
2:1E:209:ARG:HD2	2:1E:239:VAL:HG13	1.71	0.71
26:1H:1535:U:OP2	26:1H:1538:G:N2	2.23	0.71
52:M8:37:SER:HA	52:M8:39:CYS:HB2	1.72	0.71
26:1H:2101:G:H1	26:1H:2188:C:H42	1.38	0.71

*Continued on next page...*

*Continued from previous page...*

Atom-1	Atom-2	Interatomic distance (Å)	Clash overlap (Å)
31:31:185:ASP:HA	31:31:188:ARG:HD3	1.72	0.71
24:3K:34:U:O2'	24:3K:35:A:O5'	2.07	0.71
15:6I:74:ASP:HB3	15:6I:77:ARG:HB2	1.72	0.71
28:71:185:LEU:O	28:71:189:ILE:N	2.23	0.71
17:8I:22:LEU:HD21	17:8I:39:SER:HB2	1.72	0.71
26:14:486:C:O2'	44:A5:60:ASN:ND2	2.23	0.71
42:C8:90:VAL:HG22	43:D8:39:LEU:HB3	1.71	0.71
26:1H:259:G:H21	26:1H:621:A:H8	1.39	0.71
26:1H:2751:G:C6	33:51:3:ARG:HB2	2.24	0.71
40:65:77:ALA:HB1	40:65:82:ILE:HG12	1.72	0.71
36:68:35:VAL:HG21	36:68:103:ALA:HB3	1.73	0.71
26:1H:273(F):C:H3'	26:1H:274:G:H5''	1.72	0.71
7:62:113:GLU:HB2	7:62:119:ARG:HG2	1.70	0.71
34:69:74:ASN:OD1	34:69:75:LEU:N	2.21	0.71
8:72:29:SER:HB3	8:72:32:LYS:HD2	1.73	0.71
51:H5:6:VAL:HG12	51:H5:56:VAL:HG23	1.73	0.71
47:H8:138:GLU:H	47:H8:156:LYS:NZ	1.89	0.71
29:11:37:LEU:HD23	29:11:37:LEU:N	2.05	0.71
1:13:1306:A:H61	1:13:1331:G:H1'	1.54	0.71
1:13:15:G:H1'	5:4E:19:MET:HE1	1.72	0.71
1:1G:411:A:H62	1:1G:413:G:N2	1.87	0.71
1:1G:949:A:OP1	13:4A:102:ARG:NH2	2.24	0.71
26:1H:2255:G:OP2	61:1H:3725:HOH:O	2.08	0.71
26:1H:2501:C:O2'	61:1H:3726:HOH:O	2.08	0.71
30:29:36:ARG:HH21	30:29:89:ASP:HB3	1.55	0.71
31:39:123:LEU:HD22	31:39:125:LEU:HD22	1.73	0.71
33:59:57:ASP:O	33:59:62:LYS:NZ	2.23	0.71
34:69:132:PRO:HB2	34:69:134:PRO:HD2	1.72	0.71
26:1H:1245:G:OP1	37:78:13:ASN:ND2	2.22	0.71
1:13:1059:C:O3'	14:5I:45:ARG:NH2	2.23	0.71
1:13:362:G:N7	61:13:1838:HOH:O	2.22	0.71
26:14:84:A:N6	26:14:102:G:O2'	2.18	0.71
35:15:112:LEU:HG	35:15:115:ARG:HH21	1.55	0.71
35:15:42:TRP:HA	35:15:48:MET:HE1	1.72	0.71
27:1J:9:G:P	40:65:25:ARG:HH22	2.12	0.71
53:J5:33:CYS:SG	53:J5:40:LYS:NZ	2.64	0.71
26:14:1019:U:OP1	26:14:1035:U:O2'	2.06	0.71
26:14:602:G:HO2'	26:14:604:G:HO2'	1.34	0.71
26:1H:1970:A:H4'	26:1H:1971:A:OP1	1.90	0.71
3:2E:18:TRP:HZ3	14:5I:55:GLY:H	1.38	0.71
1:13:339:C:OP2	36:68:97:ARG:NH1	2.24	0.71

*Continued on next page...*

*Continued from previous page...*

Atom-1	Atom-2	Interatomic distance (Å)	Clash overlap (Å)
1:13:1465:C:OP2	41:B8:108:ARG:NH2	2.24	0.71
50:G5:29:LYS:HE2	50:G5:57:ILE:HG21	1.73	0.71
51:H5:35:ARG:HD3	51:H5:37:LEU:HD21	1.71	0.71
1:13:163:C:O2'	1:13:164:U:O4'	2.07	0.71
1:13:28:G:O2'	1:13:296:U:OP1	2.08	0.71
26:14:1372:U:OP2	61:14:3629:HOH:O	2.08	0.71
26:14:71:A:H3'	26:14:71:A:OP2	1.90	0.71
26:1H:2314:C:H2'	26:1H:2315:G:H8	1.55	0.71
33:59:159:GLU:O	33:59:163:TYR:OH	2.09	0.71
26:1H:1165:U:H2'	26:1H:1166:C:C6	2.26	0.70
26:1H:1824:G:H21	29:11:254:THR:HG23	1.56	0.70
32:49:76:SER:OG	32:49:84:LYS:NZ	2.19	0.70
8:7E:11:THR:HG22	8:7E:14:ARG:HH22	1.56	0.70
39:98:34:ILE:HG22	39:98:114:VAL:HG13	1.72	0.70
26:14:1678:G:N2	26:14:1989:G:H22	1.89	0.70
26:14:212:G:N7	61:14:3661:HOH:O	2.24	0.70
26:14:842:G:N7	61:14:3660:HOH:O	2.24	0.70
1:1G:1124:G:O2'	1:1G:1145:C:N4	2.23	0.70
1:1G:550:G:OP1	61:1G:1846:HOH:O	2.08	0.70
26:1H:832:G:H5'	37:78:45:LEU:HD21	1.73	0.70
3:22:184:TYR:HD2	3:22:201:TYR:CE1	2.07	0.70
3:22:90:GLU:HA	3:22:93:LYS:HG3	1.73	0.70
52:M8:52:THR:OG1	52:M8:53:GLU:N	2.23	0.70
24:3L:5:G:H2'	24:3L:6:A:C8	2.25	0.70
5:42:139:LEU:HA	5:42:142:LEU:HD22	1.74	0.70
27:1J:40:U:O4	52:I5:1:MET:N	2.23	0.70
2:1E:104:ASN:HB3	2:1E:108:ILE:HG13	1.74	0.70
26:1H:1325:G:OP1	61:1H:3727:HOH:O	2.08	0.70
26:1H:968:G:O6	61:1H:3724:HOH:O	2.08	0.70
4:3E:176:LEU:HD21	4:3E:184:LYS:H	1.56	0.70
4:3E:9:CYS:SG	4:3E:22:LYS:NZ	2.62	0.70
32:41:72:ARG:NH2	32:41:84:LYS:O	2.20	0.70
5:4E:33:VAL:HG21	5:4E:109:ILE:HA	1.73	0.70
33:51:168:PRO:HB2	33:51:170:ARG:HH12	1.54	0.70
41:B8:12:SER:HA	41:B8:14:TYR:H	1.54	0.70
27:1J:15:A:H3'	27:1J:16:G:H5'	1.73	0.70
26:1H:2572:A:C8	30:21:144:ARG:HD3	2.26	0.70
33:51:83:TYR:OH	33:51:133:VAL:O	2.08	0.70
6:52:7:ASN:HD21	18:9A:34:TYR:HE1	1.37	0.70
48:E5:27:GLU:HG3	48:E5:68:GLU:HA	1.72	0.70
1:13:376:G:O5'	16:7I:5:ARG:NH1	2.25	0.70

*Continued on next page...*

*Continued from previous page...*

Atom-1	Atom-2	Interatomic distance (Å)	Clash overlap (Å)
29:19:93:ALA:HB3	29:19:105:ILE:HG22	1.73	0.70
30:29:117:MET:HE1	30:29:136:ARG:HA	1.74	0.70
32:41:51:ARG:H	32:41:51:ARG:HH11	1.40	0.70
38:88:59:ARG:NH2	38:88:62:GLY:HA3	2.06	0.70
26:1H:1381:G:N7	61:1H:3767:HOH:O	2.23	0.70
26:1H:1532:C:H42	26:1H:1539:G:H1	1.38	0.70
27:1J:44:G:H1'	27:1J:47:C:H42	1.55	0.70
13:4I:68:GLY:HA3	32:41:115:ARG:CZ	2.22	0.70
41:B8:11:GLU:HG2	41:B8:57:PHE:CD2	2.26	0.70
49:F5:90:ILE:HA	49:F5:93:GLU:OE1	1.91	0.70
2:1E:94:ASN:H	2:1E:96:ARG:NH1	1.90	0.70
23:2K:62:C:H2'	23:2K:63:C:H6	1.54	0.70
5:42:40:ARG:CZ	5:42:68:GLU:HA	2.22	0.70
35:58:73:THR:HB	35:58:82:LEU:HD11	1.74	0.70
26:14:2749:A:H4'	33:59:62:LYS:HB3	1.72	0.70
16:7A:75:ARG:CZ	16:7A:80:PHE:HB2	2.21	0.70
46:C5:42:VAL:HG13	46:C5:65:ALA:HB3	1.73	0.70
2:12:71:VAL:HB	2:12:165:VAL:HG22	1.73	0.70
1:13:601:C:H2'	1:13:602:A:H8	1.57	0.70
26:14:1342:A:H2	26:14:1602:U:H3	1.40	0.70
26:14:1382:G:N7	61:14:3662:HOH:O	2.25	0.70
29:19:5:LYS:HD2	29:19:6:PHE:H	1.55	0.70
26:1H:2503:A:OP1	61:1H:3729:HOH:O	2.09	0.70
22:1K:50:G:H22	22:1K:64:U:H3	1.39	0.70
30:21:143:ASN:HD22	30:21:147:PRO:HD2	1.56	0.70
27:1J:42:C:OP1	32:49:67:LYS:NZ	2.24	0.70
39:98:26:LYS:O	39:98:30:THR:HG23	1.91	0.70
52:I5:14:ILE:HD13	52:I5:33:VAL:HG11	1.74	0.70
1:13:974:A:OP2	14:5I:41:ARG:NH1	2.25	0.70
30:29:61:ARG:O	30:29:61:ARG:HG3	1.92	0.70
26:14:566:U:H5''	37:35:29:LYS:HE3	1.73	0.70
32:41:66:GLN:OE1	32:41:98:ARG:NH1	2.25	0.70
9:8E:28:VAL:O	9:8E:31:GLN:N	2.23	0.70
44:A5:11:ARG:NH1	44:A5:99:ARG:O	2.25	0.70
20:BI:77:ALA:HA	20:BI:80:ARG:NE	2.07	0.70
1:1G:1221:G:H5'	19:AA:36:ARG:HH21	1.57	0.69
26:1H:1269:A:OP2	61:1H:3730:HOH:O	2.10	0.69
26:1H:1899:G:N2	26:1H:1902:C:H5	1.90	0.69
14:5A:24:CYS:HB3	14:5A:29:ARG:HH21	1.57	0.69
45:B5:65:ARG:HB3	45:B5:70:LEU:HB3	1.73	0.69
1:13:932:C:H5'	7:6E:3:ARG:HD2	1.74	0.69

*Continued on next page...*



*Continued from previous page...*

Atom-1	Atom-2	Interatomic distance (Å)	Clash overlap (Å)
16:7I:5:ARG:N	16:7I:20:VAL:O	2.25	0.69
9:8E:26:VAL:HG13	9:8E:61:ALA:HB3	1.73	0.69
46:C5:34:LYS:HD2	46:C5:36:ALA:HB2	1.74	0.69
49:F5:89:GLU:HB2	49:F5:92:LYS:HZ1	1.57	0.69
26:1H:2165:G:N7	26:1H:2166:G:N2	2.40	0.69
26:1H:993:G:OP1	42:C8:50:ARG:NH2	2.25	0.69
30:29:52:LEU:HD11	30:29:75:VAL:HG13	1.73	0.69
1:1G:1503:A:O2'	25:4L:12:A:N6	2.25	0.69
9:8E:92:TYR:HD1	9:8E:93:ARG:H	1.40	0.69
17:8I:56:VAL:HG22	17:8I:81:ARG:NH2	2.07	0.69
41:B8:60:THR:HG22	41:B8:77:PRO:HA	1.75	0.69
1:13:1133:G:H2'	1:13:1134:G:H8	1.57	0.69
1:13:366:C:N3	61:13:1840:HOH:O	2.26	0.69
1:13:973:G:H3'	1:13:974:A:H5''	1.74	0.69
26:14:990:A:H8	26:14:990:A:H5'	1.58	0.69
26:1H:1364:G:OP2	49:J8:2:SER:OG	2.10	0.69
26:1H:2308:G:N1	26:1H:2311:A:H2	1.82	0.69
56:1L:22:G:OP1	56:1L:48:C:N4	2.25	0.69
4:32:98:GLU:OE2	4:32:103:ASN:ND2	2.25	0.69
33:51:2:SER:C	33:51:3:ARG:HG2	2.13	0.69
14:5A:12:ARG:HD2	14:5A:14:PRO:HD2	1.72	0.69
20:BI:75:ASN:N	20:BI:75:ASN:OD1	2.24	0.69
35:15:131:GLN:H	35:15:134:ARG:NH1	1.90	0.69
22:1K:57:G:H2'	22:1K:58:A:H5''	1.75	0.69
31:39:181:LEU:HD11	31:39:186:ILE:HD11	1.74	0.69
7:62:16:LEU:HD12	9:82:42:ARG:HA	1.72	0.69
20:BI:90:GLN:HA	20:BI:93:GLU:HB2	1.74	0.69
42:C8:85:LYS:HZ3	42:C8:86:ALA:N	1.91	0.69
49:F5:25:LYS:HA	49:F5:29:GLY:HA2	1.72	0.69
49:J8:69:LYS:HE3	49:J8:95:LEU:HD11	1.73	0.69
26:14:2156:G:N7	26:14:2157:G:N2	2.40	0.69
2:1E:87:ARG:NH2	2:1E:220:ASP:OD1	2.25	0.69
26:1H:2504:U:OP1	61:1H:3731:HOH:O	2.10	0.69
40:65:106:ARG:NH1	40:65:107:GLU:OE2	2.26	0.69
9:8E:80:GLY:O	9:8E:84:ALA:N	2.25	0.69
43:95:53:GLU:H	43:95:53:GLU:CD	1.96	0.69
43:D8:65:GLY:HA3	43:D8:91:TYR:CE1	2.27	0.69
47:H8:103:ARG:HD2	47:H8:103:ARG:N	2.05	0.69
49:J8:64:ALA:HA	49:J8:67:ILE:HD12	1.73	0.69
49:J8:88:LYS:HD3	49:J8:89:GLU:HG2	1.73	0.69
1:13:411:A:C4	1:13:413:G:H1'	2.26	0.69

*Continued on next page...*

*Continued from previous page...*

Atom-1	Atom-2	Interatomic distance (Å)	Clash overlap (Å)
1:1G:1124:G:HO2'	1:1G:1145:C:N4	1.90	0.69
1:1G:968:A:OP2	61:1G:1848:HOH:O	2.10	0.69
9:82:50:LEU:HD13	9:82:56:LEU:HB3	1.74	0.69
9:8E:92:TYR:CD1	9:8E:93:ARG:N	2.60	0.69
17:8I:69:LYS:HE3	17:8I:71:PHE:H	1.58	0.69
46:C5:75:ILE:HG23	46:C5:80:GLY:HA2	1.74	0.69
26:14:142:G:H5''	26:14:1598:C:O2'	1.92	0.69
26:14:900:A:H2'	26:14:901:A:H8	1.58	0.69
2:1E:69:LEU:HD23	2:1E:91:PRO:HB2	1.75	0.69
26:1H:1017:G:N7	61:1H:3770:HOH:O	2.25	0.69
26:1H:1791:A:H5'	29:11:206:LEU:HD12	1.74	0.69
26:1H:2154:G:H2'	26:1H:2155:G:H8	1.57	0.69
26:1H:2397:G:OP1	49:J8:25:LYS:NZ	2.19	0.69
38:45:22:LYS:HZ2	38:45:22:LYS:HA	1.57	0.69
34:61:113:ARG:NH2	34:61:130:TYR:OH	2.26	0.69
26:14:2334:G:O2'	40:65:13:ARG:NH2	2.26	0.69
26:14:871:U:OP2	38:45:5:ARG:NH1	2.25	0.69
1:1G:1286:A:C8	1:1G:1287:A:H4'	2.28	0.69
26:1H:1112:G:O2'	33:51:2:SER:OG	2.09	0.69
4:32:18:LYS:HG2	4:32:33:MET:HG3	1.73	0.69
31:39:10:PRO:HG2	31:39:18:ARG:HH22	1.56	0.69
37:78:16:ARG:H	37:78:16:ARG:HD2	1.56	0.69
48:E5:19:LYS:O	48:E5:20:ARG:HD3	1.92	0.69
26:14:2306:C:H3'	26:14:2307:G:H5''	1.74	0.69
29:19:69:ARG:HD3	29:19:105:ILE:HD11	1.73	0.69
1:1G:1296:C:O3'	13:4A:13:LYS:NZ	2.22	0.69
27:1J:100:G:H5''	58:1J:208:SPE:H121	1.75	0.69
33:59:7:LEU:HD12	33:59:8:PRO:HD3	1.75	0.69
26:1H:270(O):U:O2	34:61:52:ARG:NH2	2.26	0.69
8:7E:102:ARG:HH21	8:7E:125:ARG:HH22	1.39	0.69
42:C8:88:ILE:O	42:C8:90:VAL:N	2.26	0.69
26:14:252:G:OP2	37:35:50:ARG:NH2	2.26	0.69
5:4E:8:GLU:HG2	5:4E:34:VAL:HG12	1.74	0.69
13:4I:13:LYS:NZ	13:4I:14:ARG:HB2	2.08	0.69
44:A5:6:ILE:HB	44:A5:104:THR:HB	1.75	0.69
40:A8:32:LEU:O	40:A8:62:LYS:NZ	2.25	0.69
46:C5:17:SER:HB3	46:C5:71:LYS:HB2	1.74	0.69
42:C8:95:LEU:HG	42:C8:98:LEU:HG	1.75	0.69
2:12:127:ILE:HG23	2:12:135:GLN:HE22	1.58	0.68
2:1E:215:LEU:HA	2:1E:218:ALA:HB3	1.75	0.68
1:1G:1192:C:OP2	3:22:4:LYS:NZ	2.24	0.68

*Continued on next page...*

*Continued from previous page...*

Atom-1	Atom-2	Interatomic distance (Å)	Clash overlap (Å)
11:2A:48:ILE:HG13	11:2A:49:GLY:H	1.57	0.68
4:3E:11:LEU:HD13	4:3E:66:ARG:HD2	1.75	0.68
24:3K:72:C:H2'	24:3K:73:A:H5''	1.75	0.68
37:78:47:ASP:OD2	37:78:50:ARG:NH2	2.27	0.68
1:1G:1147:C:O2	9:82:16:ARG:NH1	2.27	0.68
48:E5:12:ASN:HA	48:E5:14:ARG:HH21	1.58	0.68
49:F5:89:GLU:O	49:F5:92:LYS:NZ	2.25	0.68
1:13:871:U:OP1	61:13:1829:HOH:O	2.10	0.68
26:14:848:G:H2'	26:14:849:A:H8	1.57	0.68
26:1H:1534:G:N1	26:1H:1539:G:N3	2.40	0.68
4:32:31:CYS:HB2	4:32:33:MET:O	1.94	0.68
34:69:80:PRO:HA	34:69:143:SER:HB2	1.75	0.68
7:6E:70:LYS:C	7:6E:138:LYS:HZ1	1.97	0.68
8:7E:95:VAL:HG11	8:7E:133:LEU:HD12	1.75	0.68
42:85:52:ARG:HA	42:85:55:ARG:HD3	1.75	0.68
1:1G:1053:G:H5''	1:1G:1054:C:H3'	1.74	0.68
26:1H:1607:C:H4'	26:1H:1608:A:O5'	1.92	0.68
56:1L:18:G:N2	56:1L:57:G:H1'	2.08	0.68
1:1G:707:C:OP1	11:2A:85:ARG:NH1	2.26	0.68
33:59:121:ILE:HG23	33:59:133:VAL:HB	1.74	0.68
49:J8:82:LEU:HD22	49:J8:88:LYS:NZ	2.08	0.68
29:11:39:LYS:HB3	29:11:40:THR:HB	1.74	0.68
1:13:165:C:H2'	1:13:166:G:C8	2.29	0.68
21:1F:15:ARG:NH2	21:1F:17:THR:OG1	2.26	0.68
26:1H:424:G:N7	61:1H:3772:HOH:O	2.26	0.68
3:22:8:ILE:O	3:22:11:ARG:N	2.26	0.68
4:3E:84:LYS:HD2	4:3E:86:LYS:H	1.58	0.68
7:62:91:VAL:HG22	7:62:96:GLN:HG3	1.75	0.68
38:88:59:ARG:CZ	38:88:62:GLY:HA3	2.24	0.68
17:8I:67:LYS:HA	17:8I:70:ARG:HH21	1.58	0.68
20:BI:29:LYS:O	20:BI:33:ILE:HG23	1.94	0.68
46:G8:12:THR:HG22	46:G8:26:LYS:HD3	1.75	0.68
49:J8:73:LEU:HD21	49:J8:92:LYS:HE2	1.76	0.68
1:13:1240:U:O2	7:6E:32:ARG:NH1	2.27	0.68
26:1H:218:A:H2	26:1H:235:U:H4'	1.58	0.68
3:22:11:ARG:HH22	3:22:181:ASN:N	1.90	0.68
26:14:2683:C:OP1	41:75:53:ARG:NH2	2.26	0.68
1:1G:110:C:O2'	16:7A:25:ARG:O	2.12	0.68
44:A5:11:ARG:HH11	44:A5:11:ARG:HG2	1.58	0.68
19:AI:3:ARG:HG2	19:AI:9:VAL:HG21	1.73	0.68
45:B5:16:LYS:HE2	45:B5:17:ALA:H	1.59	0.68

*Continued on next page...*

*Continued from previous page...*

Atom-1	Atom-2	Interatomic distance (Å)	Clash overlap (Å)
1:1G:1239:A:O2'	7:62:114:ARG:NH1	2.23	0.68
23:2K:47:7MG:H81	23:2K:48:U:C5	2.28	0.68
38:45:26:TYR:CD1	38:45:27:VAL:HG22	2.29	0.68
20:BI:86:ARG:H	20:BI:86:ARG:NH1	1.92	0.68
42:C8:76:TYR:CZ	42:C8:80:ILE:HG13	2.29	0.68
51:H5:30:ARG:HG3	51:H5:33:GLN:HB3	1.74	0.68
49:J8:92:LYS:HA	49:J8:93:GLU:HG2	1.75	0.68
1:13:1372:U:OP1	9:8E:72:GLY:N	2.26	0.68
26:1H:582:G:N7	61:1H:3774:HOH:O	2.27	0.68
9:8E:92:TYR:HD1	9:8E:93:ARG:N	1.92	0.68
26:14:2355:C:O2'	48:E5:20:ARG:NH2	2.27	0.68
26:14:162:U:H4'	26:14:171:G:C4	2.29	0.68
26:14:2139:C:N3	26:14:2153:G:N2	2.42	0.68
35:15:21:LYS:HB3	35:15:26:LEU:HD11	1.75	0.68
1:1G:1300:G:O2'	1:1G:1301:U:O5'	2.10	0.68
26:1H:1525:G:H2'	26:1H:1526:G:H8	1.57	0.68
26:1H:749:C:OP2	61:1H:3736:HOH:O	2.12	0.68
31:39:79:GLY:HA2	31:39:86:GLY:HA2	1.76	0.68
16:7A:43:LYS:HD3	16:7A:48:TRP:CG	2.29	0.68
16:7I:5:ARG:CZ	16:7I:6:LEU:H	2.07	0.68
50:K8:11:GLU:O	50:K8:15:LYS:NZ	2.26	0.68
1:13:468:A:H3'	1:13:474:G:H8	1.57	0.68
26:14:1043:C:N3	26:14:1112:G:N2	2.40	0.68
26:14:1021:A:H62	26:14:1141:U:H3	1.41	0.68
1:1G:580:U:OP2	61:1G:1850:HOH:O	2.11	0.68
16:7A:5:ARG:O	16:7A:20:VAL:N	2.24	0.68
46:G8:94:LYS:HD3	46:G8:95:LYS:N	2.07	0.68
2:12:51:LEU:HD22	2:12:54:THR:HG23	1.76	0.68
1:13:158:G:H2'	1:13:159:G:H8	1.59	0.68
26:14:275:G:O2'	26:14:276:A:O4'	2.07	0.68
26:14:2571:C:OP1	58:14:3448:SPE:H82	1.94	0.68
2:1E:94:ASN:H	2:1E:96:ARG:HH11	1.42	0.68
26:1H:2584:U:H2'	26:1H:2585:U:H2'	1.76	0.68
1:1G:1112:C:N3	3:22:178:LEU:HD12	2.08	0.68
24:3K:5:G:H22	24:3K:68:C:H42	1.39	0.68
1:1G:189:U:O2	17:8A:63:ARG:NH2	2.25	0.68
9:8E:75:ASP:HA	9:8E:78:LYS:HG2	1.76	0.68
42:C8:92:ARG:HH22	42:C8:95:LEU:HD13	1.57	0.68
26:14:491:G:H2'	26:14:492:A:C8	2.29	0.67
27:16:80:U:H2'	27:16:81:G:H21	1.59	0.67
21:1B:8:THR:HG23	21:1B:11:GLY:H	1.58	0.67

*Continued on next page...*

*Continued from previous page...*

Atom-1	Atom-2	Interatomic distance (Å)	Clash overlap (Å)
1:1G:266:G:H5'	1:1G:268:C:H41	1.59	0.67
11:2A:85:ARG:HA	11:2A:112:THR:HG22	1.76	0.67
23:2K:54:G:H2'	23:2K:55:5MU:H6	1.59	0.67
7:6E:3:ARG:HD3	7:6E:4:ARG:N	2.09	0.67
9:8E:4:TYR:HE1	9:8E:87:GLN:HB2	1.59	0.67
1:13:659:U:H2'	1:13:660:G:H8	1.59	0.67
1:1G:991:U:O4	1:1G:1212:U:O2'	2.09	0.67
1:1G:1392:G:N2	1:1G:1502:A:H8	1.92	0.67
1:1G:192:U:H2'	1:1G:193:C:H6	1.58	0.67
1:1G:684:A:N6	61:1G:1862:HOH:O	2.27	0.67
26:1H:1525:G:H2'	26:1H:1526:G:C8	2.30	0.67
12:3A:82:VAL:HG23	12:3A:105:TYR:HB3	1.76	0.67
8:7E:35:ILE:HG22	8:7E:118:VAL:HG21	1.76	0.67
8:7E:6:ILE:HG22	8:7E:32:LYS:HD3	1.75	0.67
40:A8:18:ILE:O	40:A8:21:THR:HG22	1.94	0.67
44:E8:26:GLY:H	44:E8:71:VAL:HG23	1.59	0.67
11:2A:109:VAL:HG13	18:9A:86:VAL:HG13	1.74	0.67
4:3E:7:PRO:HB2	4:3E:10:ARG:HD2	1.77	0.67
34:69:124:GLY:H	34:69:142:VAL:HG12	1.59	0.67
28:71:15:ASP:HB3	28:71:223:ARG:NH2	2.09	0.67
9:82:70:LYS:H	9:82:70:LYS:NZ	1.92	0.67
42:85:49:HIS:HA	42:85:52:ARG:HB3	1.76	0.67
41:B8:66:VAL:HA	41:B8:71:GLY:HA2	1.75	0.67
47:H8:4:ARG:NH2	47:H8:6:LYS:O	2.27	0.67
2:12:180:LEU:HD23	2:12:182:ILE:HD13	1.74	0.67
2:12:96:ARG:HH12	2:12:98:LEU:HB3	1.59	0.67
13:4A:15:VAL:HG12	13:4A:45:VAL:HG22	1.75	0.67
35:58:133:GLN:HG2	35:58:134:ARG:H	1.59	0.67
14:5A:32:SER:HB3	14:5A:41:ARG:HB2	1.77	0.67
5:42:80:ILE:HD13	8:72:104:ARG:NH2	2.09	0.67
42:C8:92:ARG:HD3	43:D8:11:GLN:HB3	1.77	0.67
26:14:929:G:O6	61:14:3630:HOH:O	2.10	0.67
2:1E:154:LEU:HD23	2:1E:154:LEU:H	1.59	0.67
1:1G:974:A:O5'	14:5A:31:ARG:NH2	2.28	0.67
4:32:173:TRP:CD1	4:32:174:LEU:HD13	2.29	0.67
12:3A:76:ASN:ND2	12:3A:106:ASP:O	2.26	0.67
34:69:125:GLU:HB3	34:69:141:LYS:HD2	1.76	0.67
28:71:184:LYS:HE3	28:71:185:LEU:HB3	1.76	0.67
9:8E:48:GLU:H	9:8E:78:LYS:HE3	1.60	0.67
29:19:141:VAL:HG23	29:19:162:SER:HB2	1.76	0.67
2:1E:179:LYS:HD3	2:1E:179:LYS:H	1.59	0.67

*Continued on next page...*

*Continued from previous page...*

Atom-1	Atom-2	Interatomic distance (Å)	Clash overlap (Å)
2:1E:21:ARG:O	2:1E:23:ARG:N	2.28	0.67
1:1G:993:G:O6	1:1G:1045:C:N4	2.26	0.67
56:1L:6:A:O2'	56:1L:7:U:O5'	2.12	0.67
26:1H:2315:G:OP1	32:41:36:LYS:NZ	2.27	0.67
1:13:555:C:OP2	12:3I:20:LYS:NZ	2.27	0.67
2:1E:73:THR:H	2:1E:77:ALA:HB3	1.60	0.67
1:1G:1117:G:O3'	9:82:104:ARG:HD2	1.93	0.67
1:1G:1342:C:H4'	9:82:125:TYR:HB3	1.77	0.67
34:69:72:LEU:HD11	34:69:107:VAL:HG11	1.75	0.67
15:6I:66:LEU:O	15:6I:69:TYR:N	2.26	0.67
41:75:27:THR:HG22	41:75:48:ILE:HG12	1.77	0.67
53:N8:40:LYS:NZ	53:N8:44:THR:O	2.22	0.67
26:14:848:G:H2'	26:14:849:A:C8	2.30	0.67
1:13:1366:C:O2'	10:1I:60:ARG:NH2	2.27	0.67
27:1J:105:G:H5'	47:D5:31:ARG:HH21	1.59	0.67
36:25:24:VAL:HB	36:25:33:ALA:HB2	1.77	0.67
11:2A:100:ALA:O	11:2A:102:GLY:N	2.28	0.67
51:H5:30:ARG:NH2	51:H5:33:GLN:O	2.26	0.67
24:3L:71:C:O2'	26:14:1851:U:O2'	2.02	0.67
26:1H:880:G:H1	26:1H:897:C:H42	1.43	0.67
36:25:49:ARG:HA	36:25:53:LYS:NZ	2.09	0.67
40:65:14:VAL:O	40:65:18:ILE:HD13	1.94	0.67
40:65:35:ILE:HG13	40:65:97:ARG:HH21	1.59	0.67
41:75:5:ALA:HB3	41:75:6:LEU:HB2	1.76	0.67
35:58:38:HIS:O	42:C8:67:ALA:HB1	1.95	0.67
47:H8:165:VAL:HB	47:H8:166:SER:HA	1.77	0.67
1:13:76:G:N2	1:13:93:U:O2'	2.28	0.67
26:14:389:G:N1	37:35:71:VAL:HG12	2.09	0.67
29:19:21:PHE:O	29:19:24:ILE:HG13	1.95	0.67
1:1G:973:G:O2'	10:1A:55:LYS:HE3	1.94	0.67
1:1G:277:C:OP1	17:8A:68:ARG:NH2	2.28	0.67
26:1H:2210:G:H4'	26:1H:2211:G:OP2	1.95	0.67
26:1H:270(N):G:N2	34:61:50:ARG:HH22	1.93	0.67
10:1I:11:PHE:HE1	10:1I:67:THR:HG22	1.58	0.67
26:1H:833:U:O2	37:78:55:ARG:NH1	2.28	0.67
9:8E:128:ARG:NH2	23:2K:34:U:OP2	2.28	0.67
41:B8:12:SER:HB2	41:B8:15:VAL:H	1.59	0.67
46:C5:82:PRO:HB2	46:C5:97:ARG:HB2	1.77	0.67
42:C8:92:ARG:HH11	43:D8:11:GLN:HG2	1.59	0.67
26:14:2645:G:N7	61:14:3672:HOH:O	2.27	0.66
26:14:995:C:H42	35:15:2:LYS:NZ	1.93	0.66

*Continued on next page...*

*Continued from previous page...*

Atom-1	Atom-2	Interatomic distance (Å)	Clash overlap (Å)
1:1G:45:U:H2'	1:1G:46:G:C8	2.30	0.66
3:2E:64:VAL:HG22	3:2E:99:VAL:HA	1.77	0.66
32:49:173:LEU:HB3	32:49:178:PHE:CZ	2.30	0.66
13:4A:102:ARG:CZ	13:4A:102:ARG:H	2.08	0.66
34:69:117:GLU:HG2	34:69:118:LYS:HD3	1.77	0.66
9:8E:28:VAL:HG23	9:8E:63:ILE:HG23	1.77	0.66
43:D8:37:VAL:HG13	43:D8:51:VAL:HG21	1.77	0.66
49:F5:78:LYS:NZ	49:F5:79:GLY:O	2.28	0.66
26:14:1858:G:O2'	26:14:1884:A:N6	2.27	0.66
1:1G:1028(B):C:O2	1:1G:1030:C:N4	2.28	0.66
1:1G:1255:G:O2'	1:1G:1258:G:O2'	2.11	0.66
1:1G:736:C:H2'	1:1G:737:A:C8	2.29	0.66
26:1H:2402:C:O2'	26:1H:2403:C:OP2	2.12	0.66
26:1H:860:U:C5	26:1H:917:A:C2	2.84	0.66
10:1I:40:LEU:HB2	10:1I:69:ASN:HB2	1.77	0.66
27:1J:104:A:O3'	47:D5:31:ARG:NH2	2.28	0.66
3:2E:59:ARG:HG2	3:2E:64:VAL:HA	1.77	0.66
37:35:31:ALA:O	37:35:32:THR:HG22	1.96	0.66
26:14:2816:C:O3'	39:55:99:LYS:NZ	2.28	0.66
35:58:47:ALA:HB2	35:58:112:LEU:HD11	1.76	0.66
34:61:110:ASP:HB3	34:61:113:ARG:NH2	2.10	0.66
28:71:8:ARG:O	28:71:8:ARG:NE	2.28	0.66
8:7E:102:ARG:NH1	8:7E:103:VAL:H	1.94	0.66
19:AA:41:VAL:HG22	19:AA:43:GLU:H	1.60	0.66
49:F5:84:GLY:HA3	49:F5:87:PRO:HD2	1.77	0.66
49:F5:89:GLU:HB2	49:F5:92:LYS:NZ	2.10	0.66
55:Q8:15:LYS:HB2	61:Q8:202:HOH:O	1.95	0.66
26:14:273(F):C:H3'	26:14:274:G:H5''	1.76	0.66
26:14:71:A:H5''	26:14:73:A:C8	2.30	0.66
26:1H:969:U:O4	61:1H:3733:HOH:O	2.11	0.66
4:3E:164:ALA:O	4:3E:168:ARG:NH2	2.28	0.66
32:49:129:GLY:O	32:49:130:ASN:ND2	2.28	0.66
17:8I:56:VAL:HG21	17:8I:78:GLU:HB3	1.77	0.66
1:1G:1133:G:N2	1:1G:1141:C:O2	2.27	0.66
26:1H:1042:G:H1	26:1H:1113:U:H3	1.42	0.66
26:1H:1332:G:OP1	61:1H:3734:HOH:O	2.11	0.66
26:1H:1604:C:OP1	61:1H:3741:HOH:O	2.14	0.66
3:2E:78:GLY:HA2	3:2E:83:ARG:HB2	1.76	0.66
33:51:25:LYS:NZ	33:51:32:GLU:OE1	2.27	0.66
8:72:98:LYS:N	8:72:99:GLU:HB2	2.10	0.66
42:85:92:ARG:NH2	43:95:11:GLN:H	1.93	0.66

*Continued on next page...*

*Continued from previous page...*

Atom-1	Atom-2	Interatomic distance (Å)	Clash overlap (Å)
41:B8:29:ARG:HB2	41:B8:46:GLU:HG3	1.76	0.66
20:BI:23:ARG:CZ	20:BI:23:ARG:HB2	2.25	0.66
20:BI:33:ILE:O	20:BI:37:SER:OG	2.12	0.66
52:I5:36:CYS:HB3	52:I5:41:PRO:HG2	1.77	0.66
50:K8:42:GLY:O	50:K8:44:LEU:N	2.28	0.66
1:13:507:C:OP2	1:13:508:C:O2'	2.10	0.66
1:1G:826:C:O2	1:1G:874:G:N2	2.26	0.66
26:1H:259:G:HO2'	26:1H:621:A:HO2'	1.34	0.66
30:21:116:VAL:O	30:21:117:MET:HB3	1.95	0.66
12:3A:71:PRO:O	12:3A:102:ARG:NH1	2.29	0.66
33:51:11:VAL:HB	33:51:13:LYS:NZ	2.10	0.66
16:7I:18:ARG:HH21	16:7I:35:LYS:HZ2	1.43	0.66
9:8E:46:ALA:HA	9:8E:78:LYS:HD3	1.77	0.66
52:M8:37:SER:OG	52:M8:43:TYR:N	2.27	0.66
1:13:1244:C:H6	21:1F:9:ARG:HH22	1.41	0.66
1:13:1417:G:O6	58:13:1750:SPE:N9	2.28	0.66
1:1G:800:G:O6	61:1G:1847:HOH:O	2.08	0.66
41:B8:108:ARG:CA	41:B8:111:ARG:HD3	2.21	0.66
47:H8:116:VAL:HG22	47:H8:146:ILE:HG12	1.78	0.66
2:12:156:LYS:O	2:12:157:ARG:NH1	2.25	0.66
26:14:2830:G:O6	61:14:3632:HOH:O	2.11	0.66
10:1A:54:PHE:C	10:1A:55:LYS:HE2	2.16	0.66
2:1E:219:VAL:HA	2:1E:222:ILE:HD12	1.78	0.66
26:1H:2233:U:H2'	26:1H:2234:G:C8	2.31	0.66
11:2A:43:SER:HB2	11:2A:68:ALA:HB2	1.78	0.66
16:7A:23:ASP:OD1	16:7A:25:ARG:HG2	1.96	0.66
1:13:1129:C:OP1	9:8E:16:ARG:NH2	2.28	0.66
29:11:35:LYS:HZ2	29:11:35:LYS:HB3	1.60	0.66
26:14:1454:U:OP1	39:55:77:ARG:NH1	2.26	0.66
35:15:38:HIS:CD2	35:15:39:ARG:HG2	2.31	0.66
26:1H:2321:G:H5''	26:1H:2322:A:OP2	1.95	0.66
4:3E:176:LEU:HD11	4:3E:183:GLY:HA2	1.78	0.66
5:4E:142:LEU:O	5:4E:143:ARG:NH1	2.26	0.66
33:51:83:TYR:CG	33:51:84:SER:N	2.60	0.66
1:13:108:G:N7	20:BI:15:ARG:NE	2.44	0.66
46:C5:50:ARG:HB2	46:C5:53:PRO:HG2	1.76	0.66
47:H8:126:VAL:HG23	47:H8:163:LEU:HA	1.76	0.66
26:14:2273:A:H2'	26:14:2274:A:C8	2.31	0.66
1:1G:1512:U:H2'	1:1G:1513:A:C8	2.31	0.66
26:1H:1781:C:O2	61:1H:3728:HOH:O	2.09	0.66
31:39:3:GLU:N	31:39:3:GLU:OE1	2.29	0.66

*Continued on next page...*



*Continued from previous page...*

Atom-1	Atom-2	Interatomic distance (Å)	Clash overlap (Å)
32:49:107:LEU:HD21	32:49:178:PHE:HD2	1.58	0.66
32:49:82:LEU:O	32:49:82:LEU:HD23	1.95	0.66
9:8E:10:ARG:NE	9:8E:75:ASP:HB2	2.11	0.66
26:14:2656:U:H3	26:14:2665:A:H2	1.43	0.66
26:1H:1315:C:OP2	61:1H:3734:HOH:O	2.14	0.66
26:1H:1557:C:OP2	26:1H:1558:A:O2'	2.13	0.66
26:1H:1670:C:OP1	61:1H:3742:HOH:O	2.14	0.66
26:1H:770:G:OP2	61:1H:3735:HOH:O	2.12	0.66
26:1H:990:A:OP2	61:1H:3635:HOH:O	2.14	0.66
12:3A:16:GLU:HG2	12:3A:19:ARG:HH12	1.61	0.66
33:51:85:LYS:O	33:51:85:LYS:HG2	1.96	0.66
14:5A:58:LYS:HA	14:5A:58:LYS:NZ	2.11	0.66
7:6E:111:ARG:NH2	7:6E:126:ASP:OD2	2.29	0.66
41:75:91:ARG:NH1	41:75:124:ASP:OD2	2.27	0.66
9:82:121:ARG:HB2	9:82:121:ARG:CZ	2.22	0.66
47:D5:30:ASN:HD22	47:D5:90:VAL:CG2	2.09	0.66
47:H8:4:ARG:HH22	47:H8:5:LEU:HD13	1.61	0.66
29:11:239:ARG:N	61:11:404:HOH:O	2.27	0.65
2:12:142:LEU:HD13	2:12:146:GLN:HE22	1.62	0.65
1:13:1086:U:H3	1:13:1099:G:H22	1.44	0.65
1:13:1118:C:H1'	1:13:1179:A:C4	2.31	0.65
26:14:2492:U:OP1	58:14:3448:SPE:H121	1.96	0.65
26:1H:243:U:OP1	55:Q8:6:THR:OG1	2.14	0.65
26:14:1130:U:O2	30:29:149:ARG:NH1	2.27	0.65
32:49:39:ILE:HG12	32:49:157:ILE:HG23	1.78	0.65
41:B8:11:GLU:HG2	41:B8:57:PHE:HD2	1.61	0.65
32:41:105:LYS:HZ2	52:M8:26:SER:HB2	1.61	0.65
53:N8:40:LYS:HZ1	53:N8:46:CYS:N	1.94	0.65
30:21:38:THR:HG22	30:21:41:LYS:H	1.61	0.65
14:5A:26:ARG:HH21	14:5A:43:CYS:HB3	1.61	0.65
9:8E:79:LEU:HD11	9:8E:101:PHE:O	1.96	0.65
17:8I:7:THR:HG22	17:8I:58:GLU:HG2	1.79	0.65
26:14:468:G:N7	54:L5:39:ARG:NH2	2.43	0.65
1:13:1062:U:H2'	1:13:1063:C:C6	2.31	0.65
26:14:1341:U:OP2	26:14:1394:U:O2'	2.11	0.65
26:14:2378:A:H4'	40:65:23:ARG:HH11	1.62	0.65
1:1G:718:G:H5'	11:2A:117:ASN:ND2	2.12	0.65
30:21:109:LYS:O	30:21:111:ARG:NH1	2.29	0.65
11:2A:86:GLY:H	11:2A:112:THR:HB	1.61	0.65
3:2E:74:GLY:O	3:2E:83:ARG:NH2	2.30	0.65
11:2I:121:PRO:HG2	11:2I:126:ARG:HG2	1.77	0.65

*Continued on next page...*

*Continued from previous page...*

Atom-1	Atom-2	Interatomic distance (Å)	Clash overlap (Å)
4:3E:95:GLY:O	4:3E:99:SER:OG	2.15	0.65
24:3K:4:U:O4	24:3K:65:C:N4	2.29	0.65
38:45:110:THR:HG23	38:45:113:GLN:HB2	1.77	0.65
33:51:97:ARG:NH2	33:51:104:GLU:OE2	2.30	0.65
14:5A:26:ARG:NH2	14:5A:43:CYS:SG	2.70	0.65
7:62:76:ARG:HG3	7:62:89:MET:HG3	1.78	0.65
29:11:79:VAL:HG22	29:11:113:VAL:HA	1.76	0.65
1:13:1226:C:H4'	19:AI:80:TYR:OH	1.96	0.65
1:13:452:A:H1'	16:7I:72:ARG:NH2	2.10	0.65
1:13:664:G:H22	1:13:741:G:H1	1.42	0.65
1:13:766:A:OP2	61:13:1832:HOH:O	2.14	0.65
1:1G:1221:G:H5'	19:AA:36:ARG:NH2	2.12	0.65
26:1H:1355:G:O6	61:1H:3737:HOH:O	2.12	0.65
1:1G:16:A:O2'	5:42:16:THR:HG22	1.96	0.65
34:69:85:GLU:OE1	34:69:86:THR:N	2.30	0.65
18:9I:42:ARG:N	18:9I:42:ARG:HH11	1.93	0.65
42:C8:98:LEU:HD22	42:C8:105:VAL:HG11	1.78	0.65
35:15:115:ARG:NH2	35:15:116:LEU:HG	2.12	0.65
26:1H:1314:C:OP1	61:1H:3734:HOH:O	2.14	0.65
12:3A:27:LEU:HD13	12:3A:60:LEU:HG	1.79	0.65
41:B8:111:ARG:N	41:B8:111:ARG:HD2	2.10	0.65
1:13:186:C:O4'	20:BI:81:LYS:NZ	2.30	0.65
46:G8:42:VAL:HG23	46:G8:43:ASN:N	2.11	0.65
50:K8:5:GLU:HA	50:K8:8:LYS:HD3	1.78	0.65
1:13:868:C:OP2	61:13:1834:HOH:O	2.15	0.65
26:14:1496:A:H8	26:14:1577:C:HO2'	1.42	0.65
2:1E:82:ARG:NE	2:1E:92:TYR:OH	2.21	0.65
26:1H:442:G:H21	31:31:48:THR:HG22	1.62	0.65
37:35:93:GLY:H	37:35:123:LEU:HD21	1.62	0.65
24:3K:33:U:H2'	24:3K:34:U:H2'	1.77	0.65
26:14:270(L):U:O2	34:69:50:ARG:HD3	1.96	0.65
37:78:106:LEU:O	37:78:106:LEU:HG	1.95	0.65
9:82:10:ARG:NE	9:82:104:ARG:O	2.29	0.65
47:H8:165:VAL:HB	47:H8:167:PRO:HD3	1.78	0.65
52:I5:21:VAL:HG22	52:I5:22:ILE:H	1.61	0.65
26:14:900:A:H2'	26:14:901:A:C8	2.32	0.65
2:1E:166:ASP:HB3	2:1E:169:LYS:HB2	1.77	0.65
1:1G:1238:A:N3	1:1G:1241:G:O2'	2.25	0.65
26:1H:2210:G:H3'	26:1H:2211:G:C4	2.31	0.65
24:3K:5:G:H21	24:3K:69:A:N6	1.93	0.65
15:6A:4:THR:N	15:6A:7:GLU:OE2	2.29	0.65

*Continued on next page...*

*Continued from previous page...*

Atom-1	Atom-2	Interatomic distance (Å)	Clash overlap (Å)
37:78:30:THR:HG21	37:78:35:HIS:H	1.62	0.65
1:1G:181:G:O2'	1:1G:183:G:O6	2.15	0.65
26:1H:1945:G:H2'	26:1H:1946:U:C6	2.31	0.65
10:1I:86:MET:SD	10:1I:86:MET:N	2.69	0.65
31:39:13:SER:OG	31:39:13:SER:O	2.12	0.65
1:13:36:C:OP1	12:3I:123:LYS:NZ	2.29	0.65
38:88:65:PHE:O	38:88:66:ILE:HG13	1.97	0.65
20:BI:10:LEU:O	20:BI:13:LEU:HB3	1.97	0.65
42:C8:85:LYS:N	42:C8:85:LYS:HZ3	1.94	0.65
44:E8:18:ARG:HH12	44:E8:76:VAL:HG22	1.62	0.65
50:K8:32:LEU:HA	50:K8:35:LEU:HD12	1.78	0.65
1:13:737:A:H2'	1:13:738:C:C6	2.32	0.65
26:14:1486:A:H2'	26:14:1487:G:C8	2.32	0.65
1:1G:964:A:N3	1:1G:969:A:O2'	2.24	0.65
11:2A:59:TYR:CZ	11:2A:63:LEU:HD11	2.32	0.65
31:39:27:GLU:O	31:39:28:ILE:HG12	1.97	0.65
4:3E:145:GLU:HA	4:3E:183:GLY:O	1.95	0.65
39:55:32:GLY:HA2	39:55:116:LEU:HD12	1.77	0.65
26:14:2873:A:H8	39:55:6:SER:N	1.94	0.65
28:71:6:ARG:HB2	28:71:6:ARG:NH2	2.12	0.65
45:B5:16:LYS:H	45:B5:16:LYS:HZ3	1.43	0.65
45:B5:8:ILE:O	50:G5:36:ARG:NH2	2.30	0.65
20:BI:49:ALA:HB3	20:BI:99:LEU:HD22	1.79	0.65
50:K8:28:LYS:HB3	50:K8:53:LEU:HD11	1.78	0.65
29:11:238:GLY:N	61:11:404:HOH:O	2.29	0.65
26:14:2659:G:N2	26:14:2662:A:OP2	2.30	0.65
29:19:10:THR:OG1	29:19:13:ARG:HB2	1.97	0.65
3:22:47:LEU:HG	3:22:52:LEU:HD13	1.78	0.65
31:31:132:VAL:HG12	31:31:133:ASN:H	1.61	0.65
4:32:57:ARG:NH1	4:32:205:GLU:OE1	2.30	0.65
31:39:25:PRO:HB2	31:39:27:GLU:H	1.62	0.65
14:5I:29:ARG:NH2	14:5I:40:CYS:SG	2.70	0.65
7:6E:12:LEU:HD22	7:6E:24:THR:HB	1.78	0.65
1:13:1378:C:OP2	7:6E:6:ARG:NE	2.30	0.65
15:6I:4:THR:HG22	15:6I:7:GLU:HG3	1.79	0.65
1:13:237:C:H5''	17:8I:25:ARG:NH2	2.12	0.65
49:J8:51:VAL:HG21	49:J8:74:VAL:HG21	1.79	0.65
27:16:8:U:N3	27:16:112:G:O6	2.17	0.64
2:1E:96:ARG:HD3	2:1E:96:ARG:O	1.96	0.64
26:1H:1771:C:HO2'	26:1H:1786:A:H8	1.45	0.64
26:1H:1900:A:C8	26:1H:1900:A:H5'	2.30	0.64

*Continued on next page...*

*Continued from previous page...*

Atom-1	Atom-2	Interatomic distance (Å)	Clash overlap (Å)
26:1H:2801:A:H2'	26:1H:2802:G:O4'	1.96	0.64
56:1L:53:G:O3'	38:45:56:ARG:NH1	2.30	0.64
4:3E:22:LYS:HB2	4:3E:25:ARG:HE	1.60	0.64
5:42:105:VAL:HG22	5:42:106:PRO:HD3	1.79	0.64
34:61:77:LEU:HD23	34:61:101:LEU:HG	1.77	0.64
36:68:63:VAL:HG12	36:68:106:LEU:HD11	1.78	0.64
36:68:59:LYS:NZ	36:68:89:ASN:OD1	2.30	0.64
34:69:7:GLU:HG3	34:69:8:PRO:HD2	1.79	0.64
26:14:2469:A:H8	38:45:56:ARG:HH21	1.43	0.64
29:19:166:GLN:HB2	29:19:174:ILE:HG22	1.77	0.64
2:1E:100:GLY:O	2:1E:104:ASN:N	2.26	0.64
1:1G:1162:C:H42	1:1G:1174:G:H1	1.45	0.64
1:1G:1521:G:N3	61:1G:1867:HOH:O	2.29	0.64
1:1G:376:G:OP1	16:7A:5:ARG:NH1	2.30	0.64
26:1H:2001:A:H2'	26:1H:2002:G:C8	2.32	0.64
13:4A:25:ILE:HD12	13:4A:26:GLY:H	1.62	0.64
34:69:93:THR:H	34:69:96:ASP:HB2	1.61	0.64
7:6E:91:VAL:HG13	7:6E:96:GLN:HG2	1.79	0.64
37:78:118:GLY:O	37:78:137:LYS:NZ	2.31	0.64
61:14:3840:HOH:O	42:85:6:THR:HG22	1.96	0.64
38:88:52:VAL:O	38:88:56:ARG:HG3	1.98	0.64
43:95:79:VAL:HG12	43:95:80:GLN:N	2.12	0.64
19:AI:40:ILE:HG13	19:AI:69:HIS:O	1.97	0.64
26:1H:997:G:OP1	42:C8:93:LYS:HG3	1.96	0.64
1:13:567:G:O6	12:3I:15:ARG:NH2	2.30	0.64
26:14:2607:G:H1	58:14:3447:SPE:H121	1.61	0.64
26:14:85:G:C5'	46:C5:30:VAL:HG21	2.26	0.64
1:1G:1452:C:H4'	1:1G:1453:G:H5'	1.79	0.64
1:1G:920:U:H2'	1:1G:921:U:C6	2.33	0.64
26:1H:593:G:N7	61:1H:3783:HOH:O	2.29	0.64
12:3A:59:ARG:HB3	12:3A:65:GLU:HG2	1.79	0.64
26:1H:2312:U:H5'	32:41:88:ILE:HD11	1.79	0.64
37:78:52:GLU:OE1	37:78:55:ARG:NH2	2.24	0.64
8:7E:7:ALA:HB2	8:7E:85:ARG:HH11	1.62	0.64
42:85:97:ASP:OD1	42:85:98:LEU:N	2.30	0.64
1:1G:503:C:OP2	12:3A:116:SER:OG	2.12	0.64
26:1H:1899:G:H22	26:1H:1902:C:H41	1.44	0.64
35:58:96:GLU:O	35:58:98:VAL:N	2.29	0.64
6:5E:33:TYR:HB2	6:5E:75:LEU:HD13	1.77	0.64
18:9I:42:ARG:H	18:9I:42:ARG:HD2	1.63	0.64
46:C5:50:ARG:HH11	46:C5:53:PRO:HD2	1.62	0.64

*Continued on next page...*

*Continued from previous page...*

Atom-1	Atom-2	Interatomic distance (Å)	Clash overlap (Å)
44:E8:86:LEU:HD12	44:E8:87:PRO:HD2	1.80	0.64
44:E8:92:ARG:HH11	44:E8:92:ARG:HB2	1.59	0.64
47:H8:92:SER:O	47:H8:130:PRO:HG2	1.97	0.64
55:Q8:46:ARG:HB2	55:Q8:47:LYS:HB2	1.79	0.64
1:1G:1003:G:N2	1:1G:1005:A:OP1	2.24	0.64
26:1H:1021:A:H3'	26:1H:1022:G:H5''	1.77	0.64
26:1H:1701:A:OP2	61:1H:3744:HOH:O	2.15	0.64
22:1K:54:5MU:P	38:88:56:ARG:HH12	2.20	0.64
3:22:84:ILE:HG23	3:22:85:ARG:HD2	1.79	0.64
36:25:78:ARG:NH1	41:75:73:GLU:OE2	2.31	0.64
32:41:124:SER:HB2	32:41:131:TYR:CE1	2.33	0.64
5:42:100:VAL:HG22	5:42:107:ARG:NE	2.13	0.64
15:6A:17:ARG:HH11	15:6A:17:ARG:HG3	1.62	0.64
7:6E:48:LYS:HE3	7:6E:52:GLU:HB2	1.80	0.64
9:82:70:LYS:HZ2	9:82:70:LYS:H	1.45	0.64
18:9A:22:VAL:HG22	18:9A:23:LYS:H	1.63	0.64
47:D5:60:GLU:HG2	47:D5:66:SER:HA	1.79	0.64
1:13:468:A:H3'	1:13:474:G:C8	2.32	0.64
1:13:618:C:H5''	1:13:619:U:H5''	1.79	0.64
21:1B:12:LYS:HG2	21:1B:15:ARG:HH21	1.63	0.64
1:1G:1080:A:H4'	5:42:16:THR:HG21	1.79	0.64
26:1H:2400:G:H2'	26:1H:2401:U:C6	2.32	0.64
25:4K:23:A:O2'	25:4K:24:A:N7	2.24	0.64
26:14:2873:A:H8	39:55:6:SER:H	1.44	0.64
9:82:36:TYR:H	9:82:36:TYR:HD1	1.46	0.64
17:8A:67:LYS:HA	17:8A:70:ARG:HH12	1.61	0.64
17:8I:56:VAL:CG2	17:8I:78:GLU:HB3	2.27	0.64
47:H8:103:ARG:HD3	47:H8:139:VAL:HG22	1.80	0.64
52:M8:9:LEU:HD11	52:M8:25:TYR:CE1	2.32	0.64
1:13:1366:C:H2'	1:13:1367:C:H6	1.63	0.64
26:14:2238:G:N7	61:14:3685:HOH:O	2.30	0.64
26:14:620:G:N3	26:14:620:G:H5'	2.13	0.64
10:1A:66:ARG:NH1	10:1A:66:ARG:HA	2.13	0.64
1:1G:1107:C:O2	1:1G:1191:A:O2'	2.16	0.64
1:1G:413:G:HO2'	1:1G:428:G:H22	1.42	0.64
26:1H:2032:G:H21	30:21:146:THR:CG2	2.11	0.64
26:1H:2562:U:H1'	36:68:23:ARG:HE	1.63	0.64
12:3I:47:LYS:HA	12:3I:49:ASN:H	1.63	0.64
24:3K:29:U:H2'	24:3K:30:C:H5'	1.79	0.64
14:5A:3:ARG:NH1	14:5A:4:LYS:HZ1	1.96	0.64
16:7I:75:ARG:NH1	61:7I:101:HOH:O	2.22	0.64

*Continued on next page...*

*Continued from previous page...*

Atom-1	Atom-2	Interatomic distance (Å)	Clash overlap (Å)
42:85:28:ARG:NH1	42:85:38:THR:OG1	2.29	0.64
2:12:165:VAL:HG23	2:12:166:ASP:H	1.63	0.64
1:13:1454:G:OP1	20:BI:39:LYS:NZ	2.31	0.64
1:13:1:U:N3	1:13:630:G:H1'	2.12	0.64
26:14:2153:G:N2	26:14:2154:G:O6	2.31	0.64
1:1G:1025:U:H5'	1:1G:1026:G:H5'	1.79	0.64
1:1G:328:C:H4'	1:1G:329:A:H5''	1.80	0.64
2:1E:5:ILE:HB	2:1E:221:LEU:HD23	1.78	0.64
32:41:6:ALA:H	52:M8:23:GLU:HG3	1.62	0.64
32:49:115:ARG:H	32:49:115:ARG:HE	1.46	0.64
16:7A:75:ARG:HD3	16:7A:80:PHE:HD2	1.62	0.64
9:8E:114:TYR:HE2	10:1I:59:SER:HA	1.63	0.64
26:14:2356:C:H4'	48:E5:20:ARG:HD2	1.79	0.64
49:F5:80:LEU:HD12	49:F5:82:LEU:HD13	1.80	0.64
13:4I:57:ARG:HH21	52:M8:35:VAL:HB	1.63	0.64
2:12:74:LYS:NZ	2:12:205:ASP:O	2.30	0.64
1:13:684:A:N6	61:13:1845:HOH:O	2.30	0.64
29:19:145:VAL:HG13	29:19:191:ALA:HB2	1.78	0.64
1:1G:1077:G:N2	1:1G:1080:A:OP2	2.30	0.64
26:1H:269:U:OP1	61:1H:3745:HOH:O	2.15	0.64
4:3E:81:GLU:O	4:3E:84:LYS:HG3	1.98	0.64
33:51:24:VAL:HB	33:51:35:VAL:HG13	1.80	0.64
34:69:111:PRO:O	34:69:112:LYS:NZ	2.31	0.64
9:8E:45:ALA:O	9:8E:78:LYS:NZ	2.26	0.64
17:8I:100:LYS:NZ	17:8I:101:ARG:HH12	1.96	0.64
1:1G:1028:C:N3	1:1G:1033:G:N2	2.43	0.63
1:1G:258:G:O6	61:1G:1851:HOH:O	2.13	0.63
1:1G:67:C:H2'	1:1G:68:G:C8	2.33	0.63
26:1H:1533:C:H3'	26:1H:1534:G:H5''	1.80	0.63
3:2E:122:GLU:O	3:2E:126:ARG:HG2	1.97	0.63
38:45:19:GLY:H	38:45:98:LYS:HZ1	1.46	0.63
33:59:143:GLN:N	33:59:143:GLN:OE1	2.30	0.63
33:59:87:LEU:O	33:59:132:ARG:NH2	2.30	0.63
33:59:92:ILE:HG23	33:59:93:GLY:H	1.63	0.63
47:D5:4:ARG:CZ	47:D5:59:LEU:H	2.11	0.63
52:I5:49:PHE:HD2	52:I5:50:VAL:HG22	1.63	0.63
26:14:1171:G:O2'	26:14:1173:G:OP2	2.15	0.63
27:16:66:A:H61	27:16:107:U:H2'	1.62	0.63
26:1H:1509:C:O2'	26:1H:1510:A:OP1	2.11	0.63
26:1H:85:G:OP2	46:G8:9:LYS:HB2	1.99	0.63
31:39:102:PRO:HB2	31:39:105:VAL:HG23	1.79	0.63

*Continued on next page...*

*Continued from previous page...*

Atom-1	Atom-2	Interatomic distance (Å)	Clash overlap (Å)
24:3L:3:G:H1	24:3L:70:C:H42	1.46	0.63
28:71:35:ALA:HB2	28:71:218:MET:HG2	1.79	0.63
26:1H:196:A:O4'	37:78:46:LYS:HE3	1.98	0.63
38:88:137:TYR:O	38:88:141:GLN:NE2	2.28	0.63
26:14:2425:A:H5'	26:14:2427:C:O4'	1.98	0.63
2:1E:37:ASN:HB3	2:1E:39:ILE:HG22	1.80	0.63
1:1G:1372:U:O3'	7:62:36:LYS:NZ	2.31	0.63
26:1H:1210:A:H8	26:1H:1210:A:H5'	1.63	0.63
26:1H:1771:C:O2'	26:1H:1786:A:H8	1.81	0.63
26:1H:330:A:HO2'	26:1H:331:A:H8	1.43	0.63
3:2E:18:TRP:CD1	3:2E:18:TRP:N	2.66	0.63
12:3A:24:VAL:HG22	12:3A:98:TYR:CE2	2.32	0.63
4:3E:162:LEU:HA	4:3E:165:MET:CB	2.29	0.63
27:1J:90:C:P	38:45:16:ARG:HH21	2.22	0.63
33:59:121:ILE:HG12	33:59:144:VAL:HG11	1.79	0.63
34:61:110:ASP:OD2	34:61:112:LYS:N	2.24	0.63
34:61:112:LYS:HE2	34:61:116:LEU:HD22	1.80	0.63
7:6E:6:ARG:NE	7:6E:6:ARG:HA	2.11	0.63
28:71:45:ALA:HB2	28:71:212:VAL:HG22	1.80	0.63
9:8E:121:ARG:NH1	9:8E:122:ALA:O	2.32	0.63
9:8E:92:TYR:CD1	9:8E:92:TYR:N	2.63	0.63
49:J8:83:GLU:HG3	49:J8:85:LEU:H	1.62	0.63
1:13:1015:A:H2'	1:13:1016:A:C8	2.33	0.63
29:19:31:LYS:HZ3	29:19:33:LEU:HB3	1.63	0.63
30:21:111:ARG:HD3	30:21:160:TYR:CD2	2.33	0.63
36:25:47:ILE:HB	36:25:48:PRO:HD2	1.79	0.63
13:4A:13:LYS:HG3	13:4A:14:ARG:N	2.14	0.63
33:51:4:ILE:CG2	33:51:6:ARG:HH22	2.11	0.63
34:61:110:ASP:H	34:61:113:ARG:HH21	1.44	0.63
15:6I:70:LEU:HB3	15:6I:78:TYR:HB2	1.79	0.63
28:71:18:LYS:H	28:71:223:ARG:NH2	1.96	0.63
28:71:64:LEU:HD21	28:71:188:ASN:HD21	1.63	0.63
9:82:56:LEU:H	9:82:56:LEU:HD13	1.63	0.63
17:8I:16:GLN:C	17:8I:17:LYS:HE2	2.19	0.63
18:9I:38:GLU:HA	18:9I:41:LYS:HE2	1.81	0.63
41:B8:77:PRO:HG2	41:B8:80:SER:HB2	1.80	0.63
46:C5:38:ILE:HG22	46:C5:66:PRO:HA	1.80	0.63
2:12:75:LYS:HA	2:12:78:GLN:HB2	1.79	0.63
26:14:1778:U:H2'	26:14:1784:A:N6	2.13	0.63
26:14:34:C:O2'	26:14:35:G:O5'	2.17	0.63
26:14:483:A:H4'	46:C5:49:VAL:HA	1.79	0.63

*Continued on next page...*

*Continued from previous page...*

Atom-1	Atom-2	Interatomic distance (Å)	Clash overlap (Å)
2:1E:136:VAL:HA	2:1E:139:LYS:HG2	1.80	0.63
2:1E:43:ASP:CG	2:1E:45:GLN:HE22	2.01	0.63
1:1G:691:G:H1	11:2A:51:LYS:HZ1	1.46	0.63
26:1H:1899:G:H22	26:1H:1902:C:H5	1.38	0.63
26:1H:639:U:H2'	26:1H:640:C:C6	2.34	0.63
12:3I:57:LYS:HD3	12:3I:67:THR:HG22	1.79	0.63
5:42:40:ARG:NH1	5:42:68:GLU:HA	2.14	0.63
13:4I:3:ARG:NE	13:4I:3:ARG:HA	2.13	0.63
34:69:143:SER:OG	34:69:144:VAL:N	2.29	0.63
15:6I:82:ILE:O	15:6I:86:GLY:N	2.30	0.63
20:BA:64:ASP:OD1	20:BA:81:LYS:HD2	1.97	0.63
26:14:2263:C:N4	48:E5:15:ASP:OD1	2.28	0.63
26:14:2540:C:OP2	61:14:3637:HOH:O	2.15	0.63
2:1E:96:ARG:NE	2:1E:148:TYR:O	2.31	0.63
30:29:92:THR:H	30:29:95:ILE:HD13	1.62	0.63
31:31:184:TYR:O	31:31:188:ARG:HG3	1.98	0.63
4:3E:158:ILE:O	4:3E:162:LEU:HD23	1.97	0.63
5:42:107:ARG:NH1	5:42:120:THR:OG1	2.30	0.63
7:62:36:LYS:H	7:62:36:LYS:HD3	1.64	0.63
8:7E:8:ASP:O	8:7E:12:ARG:HG3	1.98	0.63
9:8E:4:TYR:CE1	9:8E:87:GLN:HB2	2.33	0.63
26:1H:2292:C:OP1	40:A8:17:ARG:NH2	2.31	0.63
46:C5:50:ARG:HD2	46:C5:53:PRO:HD2	1.80	0.63
47:D5:30:ASN:OD1	47:D5:32:HIS:N	2.31	0.63
26:14:2356:C:H4'	48:E5:20:ARG:CD	2.29	0.63
26:14:247:G:H4'	26:14:386:G:C5	2.33	0.63
29:19:33:LEU:HD23	29:19:34:VAL:HG13	1.79	0.63
26:1H:1019:U:HO2'	26:1H:1021:A:H2	1.44	0.63
26:1H:1803:A:O3'	29:11:259:THR:OG1	2.15	0.63
26:1H:330:A:O2'	26:1H:331:A:H8	1.82	0.63
30:29:9:VAL:HG21	30:29:25:VAL:HB	1.81	0.63
26:14:587:C:O2	37:35:33:ARG:NH1	2.32	0.63
32:41:107:LEU:HD21	32:41:178:PHE:CE1	2.33	0.63
33:51:153:LYS:HE2	33:51:154:PRO:N	2.14	0.63
16:7A:75:ARG:HD3	16:7A:80:PHE:CD2	2.34	0.63
8:7E:102:ARG:HH21	8:7E:125:ARG:NH2	1.97	0.63
18:9I:37:VAL:O	18:9I:41:LYS:HG3	1.99	0.63
1:13:449:C:H5	16:7I:42:ARG:HH11	1.46	0.63
1:13:869:G:OP2	61:13:1835:HOH:O	2.16	0.63
1:1G:1073:U:OP2	5:42:57:LYS:NZ	2.26	0.63
26:1H:1297:C:OP1	26:1H:2710:C:H4'	1.97	0.63

*Continued on next page...*



*Continued from previous page...*

Atom-1	Atom-2	Interatomic distance (Å)	Clash overlap (Å)
26:1H:1796:U:H2'	26:1H:1797:C:C6	2.34	0.63
26:1H:848:G:H2'	26:1H:849:A:C8	2.33	0.63
36:25:2:ILE:HD12	36:25:6:THR:HG21	1.80	0.63
30:29:170:LEU:HD23	30:29:185:LYS:HZ1	1.63	0.63
32:49:37:VAL:HG22	32:49:159:VAL:HG12	1.79	0.63
13:4I:13:LYS:HZ1	13:4I:14:ARG:HB2	1.63	0.63
36:68:77:ILE:HD13	41:B8:74:ARG:HD2	1.79	0.63
26:14:1041:C:N3	26:14:1114:G:N2	2.37	0.63
26:14:1729:A:H2'	26:14:1731:G:N2	2.14	0.63
29:19:5:LYS:HD3	29:19:17:THR:HG22	1.80	0.63
26:1H:1406:U:H2'	26:1H:1407:C:C6	2.33	0.63
26:1H:1786:A:H2	26:1H:2606:C:H1'	1.62	0.63
26:1H:754:C:H2'	26:1H:755:C:C6	2.34	0.63
26:1H:995:C:OP2	42:C8:54:LYS:NZ	2.32	0.63
11:2A:34:ASP:HB3	11:2A:40:ILE:HD11	1.81	0.63
11:2A:98:LEU:O	11:2A:101:SER:OG	2.13	0.63
31:39:143:ALA:O	31:39:148:LEU:HD22	1.99	0.63
24:3K:57:G:H2'	24:3K:58:A:H5'	1.81	0.63
41:75:16:ARG:HH21	41:75:19:LEU:HD21	1.63	0.63
17:8I:16:GLN:O	17:8I:18:THR:N	2.31	0.63
26:14:994:C:H1'	43:95:10:LYS:HE2	1.81	0.63
43:D8:14:VAL:HG13	43:D8:96:ILE:HD13	1.80	0.63
55:Q8:28:GLY:HA3	55:Q8:44:LYS:HE3	1.81	0.63
26:1H:1798:U:H5'	29:11:259:THR:CG2	2.29	0.62
1:13:1124:G:N7	1:13:1145:C:O2'	2.31	0.62
26:14:2147:G:C5	26:14:2148:G:H1'	2.34	0.62
26:14:2782:G:OP2	61:14:3640:HOH:O	2.16	0.62
26:14:938:G:OP2	55:M5:52:LYS:NZ	2.32	0.62
10:1A:13:HIS:O	10:1A:17:ASP:HB2	1.99	0.62
2:1E:130:ARG:HH12	2:1E:134:GLU:HB2	1.64	0.62
2:1E:185:ILE:HG12	2:1E:199:TYR:O	1.98	0.62
1:1G:973:G:H4'	10:1A:55:LYS:NZ	2.14	0.62
3:2E:15:THR:OG1	3:2E:16:ARG:N	2.31	0.62
12:3A:24:VAL:O	12:3A:26:ALA:N	2.31	0.62
5:4E:36:ASP:OD2	5:4E:40:ARG:NH2	2.29	0.62
16:7A:5:ARG:HH11	16:7A:67:THR:HG21	1.63	0.62
9:82:21:PRO:HA	9:82:59:PHE:HD1	1.62	0.62
20:BI:53:LEU:HD11	20:BI:100:ILE:HG23	1.80	0.62
20:BI:61:SER:O	20:BI:65:LYS:HG3	1.98	0.62
51:H5:30:ARG:NE	51:H5:33:GLN:H	1.95	0.62
47:H8:103:ARG:HG3	47:H8:138:GLU:HA	1.81	0.62

*Continued on next page...*

*Continued from previous page...*

Atom-1	Atom-2	Interatomic distance (Å)	Clash overlap (Å)
47:H8:125:LEU:HD13	47:H8:164:ALA:HB1	1.80	0.62
1:13:812:C:O2	61:13:1830:HOH:O	2.13	0.62
26:1H:1227:A:OP1	43:D8:84:LYS:NZ	2.32	0.62
7:62:3:ARG:HB3	7:62:4:ARG:NH2	2.14	0.62
9:82:116:LYS:HG2	9:82:120:ARG:H	1.63	0.62
1:13:277:C:OP1	17:8I:68:ARG:NH2	2.32	0.62
49:J8:92:LYS:HD2	49:J8:95:LEU:N	2.14	0.62
1:13:601:C:H2'	1:13:602:A:C8	2.34	0.62
29:19:79:VAL:HG23	29:19:113:VAL:HA	1.79	0.62
1:1G:957:U:H1'	1:1G:960:U:C5	2.34	0.62
1:1G:973:G:H5''	1:1G:974:A:H5''	1.80	0.62
3:2E:79:ARG:HD3	11:2A:96:ARG:NH1	2.13	0.62
24:3K:22:G:N2	24:3K:23:A:N7	2.47	0.62
34:61:21:VAL:HG21	34:61:25:TYR:HD2	1.64	0.62
7:62:113:GLU:OE1	7:62:122:HIS:ND1	2.32	0.62
16:7A:14:ASN:OD1	16:7A:42:ARG:NH2	2.32	0.62
19:AI:67:VAL:HG23	19:AI:68:GLY:H	1.64	0.62
50:K8:48:HIS:HA	50:K8:51:ARG:CZ	2.29	0.62
35:15:58:ASP:N	35:15:58:ASP:OD1	2.30	0.62
26:1H:1049:C:N3	33:51:3:ARG:NH1	2.47	0.62
31:39:27:GLU:HG3	31:39:112:MET:HG3	1.81	0.62
61:13:1802:HOH:O	4:3E:49:ARG:NH2	2.30	0.62
5:4E:45:PHE:CD2	5:4E:47:LYS:HE3	2.34	0.62
35:58:46:VAL:HG13	35:58:48:MET:H	1.64	0.62
16:7I:35:LYS:HA	16:7I:35:LYS:HZ3	1.62	0.62
19:AI:3:ARG:CG	19:AI:9:VAL:HG21	2.29	0.62
47:D5:52:SER:O	47:D5:52:SER:OG	2.14	0.62
44:E8:24:ILE:HG12	44:E8:36:LEU:HD21	1.81	0.62
29:11:5:LYS:NZ	29:11:6:PHE:H	1.98	0.62
1:13:141:A:H2'	1:13:142:G:H8	1.64	0.62
26:14:2680:C:OP2	30:29:111:ARG:NH2	2.32	0.62
26:14:330:A:H2	26:14:1210:A:HO2'	1.45	0.62
1:1G:1060:C:HO2'	10:1A:56:HIS:HD1	1.43	0.62
26:1H:2320:A:N3	26:1H:2320:A:H2'	2.13	0.62
26:1H:253:C:OP2	55:Q8:5:LYS:NZ	2.31	0.62
26:1H:2593:U:H2'	26:1H:2594:C:C6	2.34	0.62
30:29:25:VAL:HG12	30:29:26:ILE:H	1.63	0.62
3:2E:8:ILE:O	3:2E:11:ARG:N	2.33	0.62
4:32:60:GLU:OE2	4:32:199:ASN:N	2.29	0.62
4:3E:98:GLU:HG2	4:3E:189:PRO:HG2	1.80	0.62
42:85:34:LYS:NZ	42:85:37:GLU:OE1	2.32	0.62

*Continued on next page...*

*Continued from previous page...*

Atom-1	Atom-2	Interatomic distance (Å)	Clash overlap (Å)
42:C8:65:ILE:HG13	42:C8:96:ALA:HB2	1.81	0.62
47:D5:30:ASN:HA	47:D5:89:PHE:HE1	1.63	0.62
50:G5:10:LEU:HA	50:G5:13:ALA:HB3	1.81	0.62
1:13:1111:A:H61	3:2E:177:THR:HG22	1.64	0.62
1:13:1315:U:HO2'	1:13:1360:A:HO2'	1.44	0.62
1:13:165:C:H2'	1:13:166:G:H8	1.64	0.62
1:13:686:U:O4	1:13:703:G:H1'	2.00	0.62
1:1G:1321:C:H3'	1:1G:1322:C:H5''	1.81	0.62
23:2K:62:C:H2'	23:2K:63:C:C6	2.34	0.62
31:31:178:PRO:HB3	31:31:198:ALA:HA	1.82	0.62
12:3A:59:ARG:HH22	12:3A:63:GLY:N	1.95	0.62
32:41:125:PHE:HB3	32:41:166:ASP:OD2	1.99	0.62
13:4A:15:VAL:HA	13:4A:18:ALA:HB3	1.82	0.62
35:58:132:ALA:H	35:58:134:ARG:NH2	1.98	0.62
42:C8:92:ARG:NE	42:C8:94:ASN:HB3	2.15	0.62
50:G5:43:GLN:NE2	50:G5:46:GLN:OE1	2.29	0.62
32:49:67:LYS:H	52:I5:6:HIS:CD2	2.17	0.62
13:4A:11:ARG:NH2	13:4A:46:LYS:HB3	2.15	0.62
5:4E:51:VAL:HG13	5:4E:52:PRO:HD3	1.82	0.62
53:N8:41:PRO:O	53:N8:44:THR:OG1	2.17	0.62
1:1G:1226:C:H2'	13:4A:103:THR:HG23	1.82	0.62
1:1G:572:A:H5'	1:1G:573:A:OP2	1.98	0.62
11:2A:82:VAL:HG22	11:2A:108:ILE:HG12	1.81	0.62
13:4I:19:LEU:HB3	13:4I:25:ILE:HD11	1.82	0.62
44:A5:71:VAL:HA	44:A5:107:LEU:HD23	1.82	0.62
26:14:2793:G:N2	26:14:2804:C:O2	2.33	0.62
1:1G:1513:A:H2'	1:1G:1514:C:C6	2.34	0.62
1:1G:45:U:H2'	1:1G:46:G:H8	1.65	0.62
1:1G:980:C:N3	1:1G:1359:C:N4	2.45	0.62
26:1H:1464:C:HO2'	26:1H:1528:A:H8	1.46	0.62
30:29:68:ALA:C	30:29:70:ALA:H	2.02	0.62
23:2L:57:C:N3	32:49:83:ARG:NH2	2.46	0.62
7:62:59:LEU:HD23	7:62:60:LYS:HD3	1.82	0.62
40:65:34:HIS:CD2	40:65:54:LEU:HB2	2.34	0.62
8:72:83:ILE:HD11	8:72:137:VAL:HG13	1.80	0.62
39:98:79:LEU:HA	39:98:83:ILE:CG1	2.30	0.62
18:9A:26:LEU:HD13	18:9A:27:GLY:H	1.64	0.62
47:D5:161:VAL:HG22	47:D5:162:GLU:H	1.65	0.62
44:E8:26:GLY:N	44:E8:71:VAL:HG23	2.15	0.62
54:L5:34:ARG:NH1	54:L5:41:ARG:O	2.32	0.62
26:14:1613:G:O2'	54:L5:3:ARG:HD2	1.99	0.62

*Continued on next page...*

*Continued from previous page...*

Atom-1	Atom-2	Interatomic distance (Å)	Clash overlap (Å)
26:14:1794:U:H2'	26:14:1795:C:H6	1.64	0.62
2:1E:27:LYS:HB2	2:1E:194:PRO:HD2	1.81	0.62
1:1G:108:G:H5'	1:1G:109:A:H5''	1.81	0.62
26:1H:1903:G:OP1	29:11:241:PRO:HB2	1.99	0.62
26:1H:2751:G:O5'	33:51:4:ILE:HD13	2.00	0.62
26:1H:963:U:OP1	61:1H:3746:HOH:O	2.16	0.62
31:39:117:ARG:HG3	31:39:122:LYS:HB2	1.81	0.62
1:1G:363:A:OP1	12:3A:33:ARG:NH1	2.33	0.62
12:3I:18:VAL:HA	12:3I:19:ARG:NH2	2.15	0.62
24:3K:5:G:N2	24:3K:68:C:H42	1.97	0.62
33:51:6:ARG:HH11	33:51:6:ARG:HG2	1.65	0.62
28:71:41:VAL:HG12	28:71:216:THR:HG22	1.82	0.62
16:7I:18:ARG:HH11	16:7I:38:TYR:HA	1.65	0.62
45:B5:67:GLY:C	45:B5:69:TYR:H	2.02	0.62
20:BI:63:ILE:HB	20:BI:80:ARG:CZ	2.30	0.62
27:1J:105:G:H5'	47:D5:31:ARG:HE	1.65	0.62
1:13:323:U:H5'	20:BI:23:ARG:NE	2.11	0.61
26:14:1416:G:O2'	26:14:1417:C:H6	1.83	0.61
2:1E:73:THR:HG23	2:1E:169:LYS:HG2	1.82	0.61
2:1E:54:THR:HG22	2:1E:199:TYR:HB3	1.82	0.61
1:1G:1274:G:N2	1:1G:1275:A:H62	1.98	0.61
26:1H:2109:U:H1'	26:1H:2181:G:N2	2.15	0.61
27:1J:116:G:H4'	40:65:54:LEU:HD21	1.81	0.61
1:1G:1069:C:O3'	5:42:25:ARG:NH2	2.33	0.61
5:42:40:ARG:HH11	5:42:40:ARG:HA	1.65	0.61
5:4E:137:GLU:OE1	5:4E:141:GLN:NE2	2.33	0.61
33:51:84:SER:O	33:51:85:LYS:HD3	2.00	0.61
33:51:85:LYS:HZ2	33:51:141:VAL:HB	1.65	0.61
1:13:376:G:H4'	16:7I:5:ARG:HH12	1.63	0.61
18:9I:42:ARG:H	18:9I:42:ARG:HH11	1.47	0.61
18:9I:58:LEU:HD13	18:9I:62:GLU:HB3	1.82	0.61
26:1H:2378:A:O2'	40:A8:21:THR:HG21	2.00	0.61
45:B5:41:ASN:HA	45:B5:44:GLU:HB2	1.82	0.61
47:D5:30:ASN:HB3	47:D5:90:VAL:HG22	1.82	0.61
46:G8:97:ARG:HA	46:G8:101:LYS:HA	1.80	0.61
47:H8:134:PRO:HG3	47:H8:161:VAL:HG11	1.80	0.61
49:J8:87:PRO:HB2	49:J8:91:LYS:NZ	2.14	0.61
51:L8:4:LEU:HD11	51:L8:39:ASP:HA	1.82	0.61
1:13:1485:U:O4	58:13:1750:SPE:H22	2.00	0.61
1:1G:1189:C:O2	61:1G:1849:HOH:O	2.11	0.61
26:1H:1510:A:O2'	26:1H:1511:A:N7	2.33	0.61

*Continued on next page...*

*Continued from previous page...*

Atom-1	Atom-2	Interatomic distance (Å)	Clash overlap (Å)
26:1H:2135:A:N6	26:1H:2156:G:O2'	2.32	0.61
31:39:148:LEU:O	31:39:150:GLY:N	2.32	0.61
38:45:4:PRO:HD3	38:45:70:PRO:O	1.99	0.61
34:61:94:ALA:HA	34:61:97:ILE:HD12	1.82	0.61
1:1G:1349:A:C5'	9:82:121:ARG:HH22	2.13	0.61
42:85:104:GLN:HG2	43:95:44:LYS:HE2	1.82	0.61
9:8E:81:ILE:HA	9:8E:84:ALA:HB3	1.81	0.61
45:F8:27:THR:HB	45:F8:80:ILE:HG13	1.81	0.61
1:13:1203:C:H4'	14:5I:27:CYS:HB2	1.82	0.61
26:14:38:A:H2'	26:14:39:C:C6	2.35	0.61
1:1G:932:C:P	7:62:4:ARG:CZ	2.88	0.61
26:1H:1470:G:H5''	26:1H:1471:A:OP1	2.01	0.61
26:1H:2729:G:H1'	30:21:187:ALA:HB2	1.80	0.61
30:29:52:LEU:CD2	30:29:76:ARG:H	2.13	0.61
4:32:20:TYR:HD1	4:32:26:CYS:HB3	1.66	0.61
6:52:11:ASN:HB3	6:52:14:LEU:HD13	1.82	0.61
47:H8:5:LEU:HD21	47:H8:39:VAL:HG22	1.82	0.61
2:12:211:ILE:HA	2:12:214:ILE:HD13	1.81	0.61
26:14:2689:U:P	26:14:2719:G:H22	2.23	0.61
1:1G:1074:G:O2'	1:1G:1101:A:N1	2.30	0.61
26:1H:2275:C:H5'	26:1H:2275:C:H6	1.64	0.61
31:39:197:ASP:HA	31:39:200:GLU:HB2	1.83	0.61
32:41:81:LYS:O	32:41:82:LEU:HD23	2.00	0.61
14:5A:11:LYS:HD2	14:5A:12:ARG:HA	1.83	0.61
8:72:82:HIS:HE1	8:72:136:GLU:HG3	1.64	0.61
8:72:95:VAL:HG22	8:72:99:GLU:HG3	1.82	0.61
26:1H:1190:G:H5''	37:78:32:THR:O	2.00	0.61
26:1H:910:A:C5	38:88:13:GLN:HG3	2.35	0.61
46:G8:102:CYS:SG	46:G8:103:GLY:N	2.73	0.61
46:G8:96:ILE:HD11	46:G8:101:LYS:HB3	1.82	0.61
26:14:459:U:H5''	54:L5:40:TRP:CD2	2.36	0.61
2:12:136:VAL:O	2:12:139:LYS:NZ	2.30	0.61
2:12:91:PRO:HG3	2:12:154:LEU:HG	1.81	0.61
1:13:1391:U:H2'	1:13:1392:G:H8	1.66	0.61
1:13:671:G:H2'	1:13:672:U:H6	1.64	0.61
1:13:757:U:H2'	1:13:758:G:O4'	1.99	0.61
26:14:1864:U:OP1	26:14:2410:G:O2'	2.17	0.61
3:22:9:GLY:HA3	14:5A:49:HIS:HA	1.81	0.61
30:29:51:PHE:O	30:29:52:LEU:HD23	2.00	0.61
1:1G:15:G:H21	5:42:18:ARG:HH11	1.48	0.61
32:49:130:ASN:HD22	32:49:161:THR:H	1.49	0.61

*Continued on next page...*

*Continued from previous page...*

Atom-1	Atom-2	Interatomic distance (Å)	Clash overlap (Å)
1:13:949:A:O5'	13:4I:102:ARG:NH1	2.31	0.61
35:58:96:GLU:C	35:58:98:VAL:H	2.03	0.61
33:59:152:ARG:HH11	33:59:153:LYS:HE3	1.64	0.61
41:75:37:GLY:HA3	41:75:39:ARG:NH1	2.16	0.61
37:78:75:ILE:H	37:78:75:ILE:HD12	1.66	0.61
17:8I:67:LYS:HA	17:8I:70:ARG:NH2	2.15	0.61
41:B8:50:ILE:HA	41:B8:99:LEU:HD12	1.81	0.61
44:E8:29:LEU:HD11	44:E8:55:ALA:HB2	1.83	0.61
47:H8:4:ARG:NH2	47:H8:6:LYS:N	2.49	0.61
32:41:112:PRO:HB2	52:M8:36:CYS:HA	1.81	0.61
52:M8:9:LEU:HD11	52:M8:25:TYR:HE1	1.64	0.61
26:14:1899:G:H21	26:14:1902:C:H42	1.49	0.61
26:1H:947:G:O6	61:1H:3738:HOH:O	2.13	0.61
30:29:31:CYS:HB2	30:29:91:VAL:HG22	1.83	0.61
33:51:20:ALA:HB3	33:51:23:ARG:HG3	1.81	0.61
26:14:2377:A:H4'	40:65:111:GLU:HB2	1.82	0.61
9:82:36:TYR:N	9:82:36:TYR:HD1	1.98	0.61
44:E8:18:ARG:HB2	44:E8:18:ARG:NH1	2.16	0.61
53:J5:31:VAL:N	53:J5:40:LYS:O	2.33	0.61
1:13:673:G:H2'	1:13:674:G:C8	2.36	0.61
26:14:1049:C:N4	26:14:2751:G:O6	2.34	0.61
35:15:132:ALA:N	35:15:134:ARG:HH12	1.98	0.61
29:19:37:LEU:N	29:19:37:LEU:HD23	2.14	0.61
2:1E:16:HIS:CE1	2:1E:210:SER:HB2	2.36	0.61
1:1G:1349:A:H5''	9:82:121:ARG:HH22	1.65	0.61
26:1H:2118:U:O2	26:1H:2148:G:O2'	2.19	0.61
30:29:70:ALA:O	30:29:72:VAL:N	2.33	0.61
31:39:9:ILE:HG12	31:39:14:PRO:HA	1.83	0.61
12:3A:33:ARG:O	12:3A:85:ILE:HG22	1.99	0.61
34:69:52:ARG:O	34:69:56:LYS:HG2	1.99	0.61
28:71:49:ILE:HD13	28:71:204:ALA:HA	1.81	0.61
8:72:116:LYS:HD3	8:72:129:VAL:HG11	1.82	0.61
8:72:12:ARG:HH11	8:72:26:VAL:HA	1.65	0.61
9:82:89:ASN:OD1	9:82:93:ARG:NH2	2.33	0.61
39:98:107:ASP:HB3	39:98:109:ALA:H	1.64	0.61
1:13:1244:C:H42	1:13:1293:G:H1	1.47	0.61
26:14:395:U:H2'	26:14:396:G:N7	2.16	0.61
26:1H:1430:C:H2'	26:1H:1431:U:C6	2.35	0.61
26:1H:1449:A:H5'	26:1H:1449(A):G:OP2	2.01	0.61
36:25:68:GLU:HG2	36:25:78:ARG:HH21	1.64	0.61
30:29:54:GLN:HE22	30:29:57:LYS:H	1.49	0.61

*Continued on next page...*

*Continued from previous page...*

Atom-1	Atom-2	Interatomic distance (Å)	Clash overlap (Å)
12:3A:27:LEU:HB3	12:3A:33:ARG:CD	2.29	0.61
4:3E:18:LYS:HB3	4:3E:18:LYS:NZ	2.16	0.61
38:45:28:ALA:HB1	38:45:29:PHE:HD1	1.64	0.61
14:5I:53:LEU:HD12	14:5I:56:VAL:HG21	1.83	0.61
7:62:148:ASN:OD1	7:62:149:ARG:NH1	2.30	0.61
36:25:75:SER:OG	41:75:74:ARG:NH2	2.34	0.61
8:7E:68:ARG:HG2	8:7E:70:GLN:HE22	1.65	0.61
38:88:78:PRO:HB2	38:88:81:VAL:HG11	1.80	0.61
1:1G:192:U:C4'	20:BA:103:GLY:HA2	2.31	0.61
46:C5:82:PRO:CB	46:C5:97:ARG:HB2	2.31	0.61
2:12:223:ILE:HA	2:12:224:GLN:HG2	1.82	0.61
30:21:38:THR:HG22	30:21:41:LYS:HB3	1.81	0.61
36:25:26:LYS:NZ	36:25:37:ASP:OD1	2.34	0.61
14:5A:26:ARG:HH21	14:5A:43:CYS:CB	2.14	0.61
1:1G:1350:A:OP2	9:82:121:ARG:NH2	2.34	0.61
20:BI:83:ARG:HA	20:BI:86:ARG:NH1	2.16	0.61
47:D5:4:ARG:NH2	47:D5:57:ILE:HG23	2.16	0.61
43:D8:36:PRO:C	43:D8:38:LEU:H	2.04	0.61
46:G8:55:TYR:HB3	46:G8:58:GLY:HA3	1.82	0.61
26:14:2439:A:O2'	61:14:3642:HOH:O	2.16	0.61
27:16:13:A:N1	27:16:69:G:O2'	2.27	0.61
26:14:2228:G:OP1	29:19:261:LYS:HE2	2.00	0.61
21:1B:6:ARG:HA	21:1B:15:ARG:CZ	2.31	0.61
1:1G:1062:U:H2'	1:1G:1063:C:C6	2.36	0.61
1:1G:1132:C:H2'	1:1G:1133:G:H8	1.65	0.61
1:1G:1367:C:H4'	10:1A:48:THR:HG21	1.82	0.61
1:1G:1372:U:OP1	9:82:72:GLY:N	2.34	0.61
30:29:31:CYS:SG	30:29:51:PHE:HB2	2.41	0.61
12:3A:73:GLU:OE2	12:3A:74:GLY:N	2.33	0.61
5:4E:78:HIS:HA	8:7E:105:ARG:HG3	1.83	0.61
26:1H:2019:A:N7	53:N8:9:LYS:HE3	2.14	0.61
1:13:1000:A:H2'	1:13:1001:G:C8	2.36	0.60
1:13:455:C:H42	1:13:477:G:H1	1.49	0.60
1:13:659:U:H2'	1:13:660:G:C8	2.35	0.60
2:1E:206:ASP:O	2:1E:210:SER:OG	2.19	0.60
26:1H:2469:A:H2	26:1H:2481:G:H21	1.47	0.60
26:1H:270(G):C:H2'	26:1H:270(H):C:O4'	2.00	0.60
1:1G:1373:G:P	7:62:36:LYS:HZ1	2.24	0.60
8:7E:41:ARG:NH2	8:7E:123:GLU:OE1	2.34	0.60
38:88:104:PHE:HE2	38:88:125:LEU:HD11	1.66	0.60
26:1H:2469:A:O2'	38:88:56:ARG:NE	2.34	0.60

*Continued on next page...*

*Continued from previous page...*

Atom-1	Atom-2	Interatomic distance (Å)	Clash overlap (Å)
45:B5:36:LYS:HE3	45:B5:56:THR:HG22	1.83	0.60
49:F5:84:GLY:HA2	49:F5:85:LEU:HB3	1.82	0.60
52:M8:22:ILE:O	52:M8:24:THR:OG1	2.19	0.60
2:12:136:VAL:HG22	2:12:139:LYS:HZ1	1.66	0.60
2:12:71:VAL:HG12	2:12:170:GLU:HG2	1.83	0.60
2:12:54:THR:HA	2:12:57:PHE:CB	2.31	0.60
26:14:2720:U:N3	26:14:2873:A:H2	1.95	0.60
26:14:784:A:OP1	61:14:3641:HOH:O	2.16	0.60
10:1A:42:THR:HG22	10:1A:66:ARG:NH2	2.15	0.60
10:1A:44:VAL:HA	10:1A:66:ARG:NH1	2.16	0.60
26:1H:1021:A:C8	26:1H:1022:G:H5''	2.29	0.60
26:1H:588:U:H2'	26:1H:589:C:C6	2.35	0.60
30:29:101:ARG:CZ	30:29:171:GLU:HB2	2.31	0.60
32:41:41:GLN:HG3	32:41:60:LEU:HD11	1.83	0.60
32:49:43:LEU:HG	32:49:45:GLU:HB2	1.82	0.60
14:5I:29:ARG:H	14:5I:29:ARG:NH1	2.00	0.60
1:13:110:C:O2'	16:7I:25:ARG:O	2.17	0.60
26:14:388:G:H5'	49:F5:25:LYS:HG2	1.82	0.60
46:G8:89:PHE:HD1	46:G8:90:LEU:N	1.98	0.60
55:M5:43:GLN:C	55:M5:46:ARG:HH12	2.03	0.60
27:16:94:C:H2'	27:16:95:U:C6	2.35	0.60
1:1G:927:G:H1	1:1G:1390:U:H3	1.49	0.60
26:1H:754:C:H2'	26:1H:755:C:H6	1.66	0.60
27:1J:15:A:H1'	27:1J:109:G:C8	2.36	0.60
11:2I:98:LEU:O	11:2I:101:SER:OG	2.13	0.60
31:39:24:LEU:HD22	31:39:25:PRO:HD3	1.83	0.60
31:39:66:PRO:O	31:39:67:GLN:HB3	1.99	0.60
4:3E:22:LYS:CB	4:3E:25:ARG:HH21	2.13	0.60
32:49:130:ASN:HB3	32:49:160:VAL:HA	1.81	0.60
8:72:34:GLU:HB3	8:72:118:VAL:HG11	1.83	0.60
8:72:86:ILE:HG12	8:72:133:LEU:HD22	1.83	0.60
41:75:118:ARG:NH2	41:75:121:ILE:HD11	2.15	0.60
41:75:36:GLU:HG2	41:75:39:ARG:HH22	1.66	0.60
26:14:994:C:OP1	42:85:53:ARG:NH2	2.34	0.60
42:85:90:VAL:O	42:85:92:ARG:N	2.34	0.60
11:2A:110:ASP:O	18:9A:84:LYS:HE3	2.01	0.60
46:C5:9:LYS:HZ1	46:C5:29:GLU:HA	1.67	0.60
47:D5:4:ARG:HA	47:D5:4:ARG:CZ	2.31	0.60
49:J8:85:LEU:O	49:J8:88:LYS:NZ	2.33	0.60
26:1H:667:U:O2	55:Q8:2:PRO:HD2	2.01	0.60
26:14:1176:G:H8	26:14:1177:A:H2	1.48	0.60

*Continued on next page...*



*Continued from previous page...*

Atom-1	Atom-2	Interatomic distance (Å)	Clash overlap (Å)
26:14:2118:U:O2'	26:14:2145:C:N3	2.34	0.60
26:14:2520:C:H41	26:14:2542:A:N6	1.99	0.60
35:15:112:LEU:HA	35:15:115:ARG:HE	1.66	0.60
35:15:13:TRP:O	35:15:135:PRO:HD2	2.02	0.60
10:1A:66:ARG:NH2	10:1A:67:THR:O	2.34	0.60
26:1H:2262:U:H4'	26:1H:2328:A:C2	2.36	0.60
26:1H:2334:G:O6	48:I8:74:ARG:NH2	2.33	0.60
26:1H:270(H):C:H2'	26:1H:270(I):G:C8	2.36	0.60
31:39:53:THR:HG23	31:39:55:GLY:H	1.65	0.60
32:49:7:LEU:HD22	32:49:10:LYS:HD3	1.82	0.60
33:51:85:LYS:NZ	33:51:141:VAL:HB	2.17	0.60
19:AI:13:ASP:HA	19:AI:16:LEU:HD23	1.83	0.60
41:B8:18:ASP:N	41:B8:18:ASP:OD1	2.27	0.60
20:BA:50:GLU:O	20:BA:54:LYS:HG2	2.02	0.60
1:13:1315:U:O2'	1:13:1360:A:O2'	2.17	0.60
26:14:1316:U:H2'	26:14:1317:A:C8	2.37	0.60
26:14:2137:C:H42	26:14:2155:G:H1	1.50	0.60
26:14:2245:U:H5''	26:14:2246:G:H5'	1.83	0.60
26:14:2537:U:H2'	26:14:2538:C:C6	2.36	0.60
26:14:94:G:N3	50:G5:47:ASN:ND2	2.49	0.60
2:1E:16:HIS:CE1	2:1E:214:ILE:HD11	2.37	0.60
1:1G:1512:U:H2'	1:1G:1513:A:H8	1.65	0.60
26:1H:2130:U:OP2	28:71:6:ARG:NH1	2.21	0.60
26:1H:2298:A:H62	26:1H:2318:G:H8	1.50	0.60
26:1H:270(K):C:H1'	26:1H:270(N):G:H22	1.65	0.60
26:1H:792:G:H5''	26:1H:793:A:H5'	1.83	0.60
23:2K:54:G:H2'	23:2K:55:5MU:C6	2.37	0.60
24:3L:27:C:O2	24:3L:44:G:N2	2.34	0.60
13:4A:37:THR:O	13:4A:55:ARG:NE	2.30	0.60
18:9A:56:THR:HG23	18:9A:58:LEU:H	1.67	0.60
18:9I:45:SER:OG	18:9I:47:THR:HG23	2.01	0.60
40:A8:45:GLY:HA3	61:A8:201:HOH:O	2.00	0.60
47:H8:7:ALA:HB2	47:H8:59:LEU:HD22	1.83	0.60
29:11:164:GLN:OE1	29:11:176:ARG:NH2	2.35	0.60
26:14:2286:A:H4'	26:14:2287:A:O4'	2.01	0.60
27:16:44:G:H1'	27:16:47:C:N4	2.16	0.60
10:1A:32:ALA:HA	10:1A:76:ASN:HD21	1.65	0.60
26:1H:1292:U:H2'	26:1H:1293:C:C6	2.37	0.60
32:41:41:GLN:NE2	32:41:154:GLY:O	2.28	0.60
13:4A:51:ALA:HA	13:4A:54:VAL:HG12	1.84	0.60
5:4E:60:TYR:OH	5:4E:64:ARG:NH1	2.34	0.60

*Continued on next page...*

*Continued from previous page...*

Atom-1	Atom-2	Interatomic distance (Å)	Clash overlap (Å)
14:5I:9:LYS:HA	14:5I:12:ARG:HB2	1.83	0.60
36:68:2:ILE:HD12	36:68:6:THR:HG21	1.81	0.60
9:82:9:ARG:HG2	9:82:14:VAL:HG13	1.83	0.60
20:BA:89:ARG:NH1	20:BA:105:SER:O	2.34	0.60
26:1H:534:U:H5'	42:C8:42:ALA:HB1	1.83	0.60
50:K8:3:LEU:HB3	50:K8:5:GLU:N	2.17	0.60
1:13:1314:C:OP2	19:AI:4:SER:OG	2.11	0.60
26:14:2272:U:H5''	26:14:2273:A:OP1	2.02	0.60
26:1H:86:C:H4'	26:1H:104:U:H1'	1.83	0.60
26:1H:2501:C:H5''	61:1H:3731:HOH:O	2.02	0.60
3:2E:18:TRP:HZ3	14:5I:55:GLY:N	1.99	0.60
23:2L:41:C:H2'	23:2L:42:C:H6	1.66	0.60
4:3E:157:LEU:O	4:3E:161:ASN:ND2	2.35	0.60
13:4A:97:PRO:HA	13:4A:110:ARG:HD2	1.84	0.60
5:42:28:PHE:HZ	25:4L:25:A:HO2'	1.50	0.60
42:85:92:ARG:HG3	42:85:92:ARG:HH11	1.67	0.60
29:11:85:ASP:OD2	29:11:88:ARG:NH1	2.29	0.60
1:13:690:G:H22	11:2I:55:LYS:NZ	1.98	0.60
26:1H:2028:U:O4	61:1H:3743:HOH:O	2.15	0.60
26:1H:2314:C:H2'	26:1H:2315:G:C8	2.36	0.60
30:29:171:GLU:O	30:29:184:VAL:HA	2.02	0.60
30:29:52:LEU:HD21	30:29:76:ARG:H	1.66	0.60
31:31:7:TYR:O	31:31:21:ALA:HA	2.01	0.60
31:39:155:LEU:HD23	31:39:186:ILE:HD13	1.83	0.60
32:41:16:ARG:O	32:41:20:ILE:HG13	2.01	0.60
32:49:172:LEU:O	32:49:176:LEU:HD12	2.01	0.60
1:1G:392:G:OP1	16:7A:8:ARG:NH2	2.32	0.60
47:H8:80:ARG:HB3	47:H8:82:ARG:HD2	1.83	0.60
52:M8:14:ILE:HG23	52:M8:24:THR:HG23	1.83	0.60
1:13:837:G:OP2	1:13:842:C:N4	2.35	0.60
26:1H:1606:G:H5''	26:1H:1607:C:OP1	2.02	0.60
26:1H:1932:A:H2'	26:1H:1933:G:O4'	2.01	0.60
26:1H:2177:C:H5''	28:7I:213:TYR:HB2	1.82	0.60
3:22:52:LEU:HG	3:22:69:HIS:O	2.01	0.60
4:3E:172:PRO:HB2	4:3E:187:ARG:HH12	1.65	0.60
8:72:51:VAL:HG11	8:72:60:ARG:HH21	1.67	0.60
37:78:59:LEU:HB2	55:Q8:58:ILE:HD11	1.84	0.60
16:7I:5:ARG:NE	16:7I:6:LEU:H	2.00	0.60
47:H8:138:GLU:O	47:H8:156:LYS:NZ	2.35	0.60
26:1H:1803:A:O2'	29:11:259:THR:HG21	2.02	0.60
29:11:5:LYS:HZ2	29:11:6:PHE:H	1.50	0.60

*Continued on next page...*

*Continued from previous page...*

Atom-1	Atom-2	Interatomic distance (Å)	Clash overlap (Å)
26:14:1250:G:H5''	61:14:4409:HOH:O	2.01	0.60
24:3L:56:C:C2	26:14:2114:A:H2	2.19	0.60
26:14:2698:U:O4	61:14:3643:HOH:O	2.16	0.60
1:1G:1019:C:H2'	1:1G:1020:U:C6	2.37	0.60
1:1G:1134:G:N2	1:1G:1140:C:O2	2.29	0.60
1:1G:881:G:OP1	12:3A:12:ARG:NH2	2.32	0.60
1:1G:948:C:OP1	13:4A:109:THR:OG1	2.20	0.60
26:1H:1689:A:N6	26:1H:1698:A:H2	1.95	0.60
26:1H:2402:C:H1'	26:1H:2403:C:H5	1.67	0.60
26:1H:2781:A:H5''	26:1H:2782:G:H5'	1.84	0.60
26:1H:34:C:O2'	26:1H:35:G:OP2	2.19	0.60
56:1L:5:G:H21	56:1L:69:A:H62	1.50	0.60
13:4I:23:TYR:HB3	13:4I:67:GLU:HB3	1.83	0.60
26:1H:1113:U:H5'	33:51:2:SER:N	2.16	0.60
39:55:55:ALA:HB2	39:55:79:LEU:HD13	1.84	0.60
6:5E:27:GLN:HA	6:5E:30:LEU:HD12	1.83	0.60
26:1H:1250:G:N7	37:78:18:ARG:NH2	2.49	0.60
26:1H:2334:G:H5'	40:A8:9:ARG:HG2	1.84	0.60
2:12:71:VAL:HG21	2:12:164:VAL:HA	1.83	0.59
2:1E:98:LEU:HB2	2:1E:101:MET:HG3	1.82	0.59
1:1G:973:G:H4'	10:1A:55:LYS:CE	2.32	0.59
26:1H:1316:U:H2'	26:1H:1317:A:C8	2.37	0.59
26:1H:2052:G:H4'	30:21:143:ASN:O	2.01	0.59
23:2L:24:C:H2'	23:2L:25:U:C6	2.36	0.59
31:39:28:ILE:HA	31:39:112:MET:HG2	1.83	0.59
12:3A:26:ALA:HA	12:3A:98:TYR:HE2	1.65	0.59
33:51:169:VAL:HG23	33:51:170:ARG:H	1.67	0.59
37:78:63:PRO:HB2	55:Q8:30:ARG:HH21	1.65	0.59
16:7A:35:LYS:HD3	16:7A:35:LYS:H	1.66	0.59
19:AA:41:VAL:HG13	19:AA:44:MET:HG3	1.83	0.59
20:BI:83:ARG:HA	20:BI:86:ARG:HH12	1.67	0.59
50:K8:3:LEU:HB3	50:K8:4:SER:C	2.22	0.59
2:1E:15:VAL:HG11	2:1E:210:SER:HB3	1.84	0.59
26:1H:1110:G:O2'	26:1H:1111:A:O5'	2.19	0.59
24:3K:29:U:C2'	24:3K:30:C:H5'	2.32	0.59
32:41:47:LYS:HG3	32:41:48:GLU:H	1.67	0.59
13:4A:91:ARG:HD3	13:4A:97:PRO:O	2.01	0.59
7:6E:69:VAL:HG12	7:6E:100:ALA:HA	1.83	0.59
20:BI:71:THR:HG22	20:BI:72:LEU:N	2.14	0.59
26:14:517:C:OP1	53:J5:16:ARG:NH2	2.35	0.59
55:M5:54:GLU:O	55:M5:58:ILE:HG22	2.02	0.59

*Continued on next page...*

*Continued from previous page...*

Atom-1	Atom-2	Interatomic distance (Å)	Clash overlap (Å)
1:1G:1392:G:H21	1:1G:1502:A:H8	1.47	0.59
1:1G:352:C:O2'	1:1G:354:G:OP1	2.15	0.59
26:1H:265:A:C8	26:1H:266:G:H1'	2.37	0.59
3:22:47:LEU:HG	3:22:52:LEU:HB2	1.84	0.59
3:22:50:ALA:HB1	3:22:70:VAL:HG11	1.84	0.59
32:41:120:LEU:HB2	32:41:179:PRO:O	2.02	0.59
38:45:57:HIS:NE2	38:45:116:GLU:HG2	2.17	0.59
1:13:1226:C:H2'	13:4I:103:THR:HB	1.83	0.59
8:7E:102:ARG:HH11	8:7E:106:GLY:H	1.50	0.59
9:82:23:ASN:OD1	9:82:25:LYS:HG2	2.02	0.59
1:13:1347:G:H5''	9:8E:107:ARG:HB3	1.85	0.59
20:BA:73:HIS:HB3	20:BA:74:LYS:HD2	1.83	0.59
46:C5:76:CYS:HB3	46:C5:97:ARG:NE	2.15	0.59
55:M5:11:LYS:NZ	55:M5:65:GLU:OE2	2.30	0.59
2:12:223:ILE:HA	2:12:224:GLN:CG	2.33	0.59
26:14:2619:C:OP1	30:29:152:LYS:NZ	2.29	0.59
35:15:115:ARG:CZ	35:15:116:LEU:HG	2.32	0.59
1:1G:1142:G:H3'	1:1G:1143:G:C8	2.33	0.59
1:1G:1347:G:O2'	1:1G:1373:G:O6	2.14	0.59
26:1H:2128:C:H2'	26:1H:2129:C:C6	2.38	0.59
26:1H:2287:A:H62	26:1H:2344:U:H3	1.51	0.59
38:45:28:ALA:HB3	38:45:105:GLU:OE1	2.02	0.59
32:49:170:ARG:NH2	32:49:174:GLU:OE1	2.34	0.59
39:55:20:LEU:HD21	39:55:40:LYS:HD3	1.85	0.59
9:82:36:TYR:CD1	9:82:36:TYR:N	2.70	0.59
45:B5:16:LYS:NZ	45:B5:16:LYS:H	2.01	0.59
47:D5:14:LYS:NZ	47:D5:16:SER:HB3	2.17	0.59
52:M8:60:GLN:HB2	52:M8:61:ARG:NH2	2.17	0.59
1:13:674:G:H2'	1:13:675:A:H8	1.67	0.59
26:14:1364:G:OP1	49:F5:3:LYS:HG2	2.03	0.59
26:14:2103:C:H2'	26:14:2104:G:C8	2.37	0.59
26:14:620:G:H4'	26:14:621:A:H5''	1.85	0.59
26:14:77:C:OP1	50:G5:59:ARG:HD3	2.03	0.59
26:1H:719:C:H2'	26:1H:720:C:H6	1.66	0.59
1:1G:778:G:H1'	11:2A:119:CYS:HB3	1.83	0.59
31:31:167:ALA:HB1	31:31:173:VAL:HG11	1.83	0.59
7:6E:26:PHE:CZ	7:6E:120:ILE:HD11	2.37	0.59
28:71:15:ASP:O	28:71:223:ARG:NE	2.35	0.59
37:78:63:PRO:HG2	55:Q8:25:MET:HB2	1.85	0.59
1:1G:1220:G:O3'	19:AA:36:ARG:NH2	2.35	0.59
41:B8:107:ASP:OD1	41:B8:107:ASP:N	2.28	0.59

*Continued on next page...*

*Continued from previous page...*

Atom-1	Atom-2	Interatomic distance (Å)	Clash overlap (Å)
43:D8:59:ALA:HB2	43:D8:96:ILE:HG22	1.85	0.59
46:G8:89:PHE:HD1	46:G8:90:LEU:H	1.48	0.59
47:H8:108:PRO:HB2	47:H8:112:ARG:NE	2.17	0.59
1:13:1129:C:H3'	1:13:1139:G:N7	2.17	0.59
1:13:1292:U:H2'	1:13:1293:G:C8	2.36	0.59
1:13:961:U:O2	1:13:1201:A:N6	2.19	0.59
26:14:1049:C:N4	26:14:1110:G:O2'	2.35	0.59
26:14:2233:U:H2'	26:14:2234:G:C8	2.38	0.59
29:19:72:LYS:HB2	29:19:75:ILE:HD12	1.84	0.59
1:1G:1194:U:H2'	1:1G:1195:C:C6	2.36	0.59
1:1G:362:G:O3'	12:3A:33:ARG:NH2	2.30	0.59
30:21:92:THR:O	30:21:95:ILE:HG13	2.02	0.59
12:3A:49:ASN:ND2	12:3A:92:ASP:OD2	2.21	0.59
32:49:94:LEU:HA	32:49:95:ARG:HH11	1.68	0.59
5:4E:89:ILE:HG12	5:4E:135:THR:HG22	1.83	0.59
5:4E:53:LEU:HD12	5:4E:53:LEU:H	1.68	0.59
13:4I:27:LYS:HD3	21:1F:7:ARG:HH11	1.66	0.59
34:61:73:GLU:HG3	34:61:136:VAL:HG13	1.83	0.59
40:65:56:LEU:HB3	40:65:58:LEU:HD23	1.84	0.59
28:71:6:ARG:HH21	28:71:6:ARG:HB2	1.67	0.59
9:82:24:GLY:HA2	9:82:59:PHE:O	2.01	0.59
46:C5:75:ILE:O	46:C5:97:ARG:NH2	2.32	0.59
45:F8:12:VAL:HG13	45:F8:27:THR:O	2.03	0.59
49:J8:88:LYS:HD3	49:J8:89:GLU:N	2.17	0.59
49:J8:92:LYS:HB3	49:J8:95:LEU:O	2.02	0.59
2:12:19:HIS:CE1	2:12:204:ASN:HB3	2.37	0.59
1:13:1129:C:H42	1:13:1143:G:H1	1.48	0.59
26:14:528:A:C2	26:14:2042:A:H2'	2.38	0.59
26:14:2491:U:P	58:14:3448:SPE:HN5	2.23	0.59
26:14:34:C:H1'	26:14:35:G:OP1	2.03	0.59
26:14:656:G:H2'	26:14:657:U:O4'	2.02	0.59
26:1H:443:A:H1'	26:1H:1201:C:O4'	2.02	0.59
4:3E:156:GLU:HB3	4:3E:160:GLN:HE22	1.68	0.59
5:42:110:LEU:O	5:42:115:VAL:HG22	2.02	0.59
13:4I:13:LYS:NZ	13:4I:17:VAL:HG13	2.16	0.59
28:71:49:ILE:HD12	28:71:50:ASP:H	1.67	0.59
8:72:120:THR:HG23	8:72:123:GLU:H	1.67	0.59
8:7E:121:ASP:HB2	8:7E:125:ARG:NH2	2.17	0.59
9:8E:19:LEU:HD11	9:8E:84:ALA:HB1	1.84	0.59
45:B5:67:GLY:O	45:B5:69:TYR:N	2.35	0.59
41:B8:26:ASP:CB	41:B8:92:GLY:H	2.15	0.59

*Continued on next page...*

*Continued from previous page...*

Atom-1	Atom-2	Interatomic distance (Å)	Clash overlap (Å)
43:D8:15:GLU:O	43:D8:96:ILE:HD11	2.03	0.59
1:13:976:G:OP1	14:5I:32:SER:N	2.34	0.59
35:15:90:MET:HG3	35:15:98:VAL:HG12	1.85	0.59
2:1E:112:VAL:HA	2:1E:115:LEU:HD23	1.85	0.59
1:1G:410:G:OP2	4:32:25:ARG:HD2	2.03	0.59
26:1H:1434:A:H61	26:1H:1558:A:N6	1.99	0.59
10:1I:26:ALA:O	10:1I:30:SER:OG	2.16	0.59
30:29:3:GLY:HA3	30:29:81:ILE:HD12	1.84	0.59
32:41:76:SER:OG	32:41:84:LYS:N	2.35	0.59
37:78:82:GLY:HA2	37:78:113:LYS:O	2.01	0.59
1:13:590:C:O3'	8:7E:30:ARG:NH1	2.32	0.59
38:88:59:ARG:NH1	38:88:61:GLY:O	2.36	0.59
39:98:100:LEU:HD11	39:98:113:LEU:HG	1.84	0.59
45:B5:34:ALA:O	45:B5:77:LYS:NZ	2.35	0.59
20:BI:77:ALA:HA	20:BI:80:ARG:CZ	2.32	0.59
47:D5:127:LYS:O	47:D5:162:GLU:HB2	2.02	0.59
48:E5:32:ARG:O	48:E5:34:GLY:N	2.35	0.59
29:11:31:LYS:HB2	29:11:34:VAL:CG2	2.33	0.59
1:13:1291:G:OP1	7:6E:37:ASN:ND2	2.35	0.59
1:13:1416:G:N7	58:13:1750:SPE:H71	2.18	0.59
1:13:353:A:H5'	1:13:353:A:H8	1.68	0.59
26:14:389:G:H1	37:35:71:VAL:HG12	1.68	0.59
26:14:612:G:N2	26:14:616:A:O2'	2.35	0.59
1:1G:376:G:OP1	16:7A:67:THR:HG21	2.03	0.59
1:1G:827:U:H3	1:1G:872:A:H62	1.50	0.59
26:1H:1871:A:H2'	26:1H:1872:A:C8	2.38	0.59
26:1H:302:C:H2'	26:1H:303:U:C6	2.37	0.59
22:1K:18:G:N2	22:1K:57:G:H1'	2.17	0.59
13:4I:39:ILE:HD12	13:4I:56:LEU:HG	1.85	0.59
25:4K:24:A:H2'	25:4K:25:A:C8	2.38	0.59
6:5E:25:ILE:HD13	6:5E:82:ARG:HG3	1.85	0.59
7:62:67:GLU:HA	7:62:70:LYS:HG3	1.85	0.59
36:68:35:VAL:HA	36:68:62:VAL:HG22	1.84	0.59
8:7E:120:THR:OG1	8:7E:123:GLU:HG3	2.03	0.59
16:7I:35:LYS:HA	16:7I:35:LYS:HZ2	1.68	0.59
17:8I:100:LYS:HZ2	17:8I:101:ARG:HH12	1.51	0.59
17:8I:10:VAL:HA	17:8I:20:THR:O	2.03	0.59
18:9I:38:GLU:OE2	18:9I:41:LYS:NZ	2.25	0.59
41:B8:125:ARG:O	41:B8:129:ARG:N	2.31	0.59
42:C8:92:ARG:HB3	43:D8:11:GLN:NE2	2.16	0.59
52:I5:16:CYS:HA	52:I5:33:VAL:HG13	1.85	0.59

*Continued on next page...*

*Continued from previous page...*

Atom-1	Atom-2	Interatomic distance (Å)	Clash overlap (Å)
1:13:1446:A:OP1	1:13:1446:A:H4'	2.02	0.59
26:14:1188:U:H5''	43:95:79:VAL:HG11	1.84	0.59
26:14:1342:A:H2	26:14:1602:U:N3	2.01	0.59
26:14:1379:A:H4'	26:14:1380:G:OP2	2.03	0.59
26:1H:1665:A:N7	61:1H:3795:HOH:O	2.32	0.59
26:1H:98:G:OP1	50:K8:3:LEU:HA	2.03	0.59
30:29:52:LEU:HB3	30:29:76:ARG:HH12	1.67	0.59
4:32:57:ARG:HH11	4:32:205:GLU:HB3	1.67	0.59
12:3I:58:VAL:O	12:3I:65:GLU:HA	2.02	0.59
24:3L:6:A:H61	24:3L:67:U:H3	1.51	0.59
32:49:77:ILE:O	32:49:82:LEU:HD22	2.03	0.59
33:59:87:LEU:HD23	33:59:148:ILE:HD11	1.85	0.59
1:1G:974:A:O4'	14:5A:31:ARG:NH2	2.35	0.59
14:5A:43:CYS:O	14:5A:47:LEU:HD22	2.02	0.59
1:1G:1379:G:OP2	7:62:6:ARG:NH1	2.36	0.59
15:6I:32:LEU:O	15:6I:36:ILE:HG23	2.02	0.59
8:7E:6:ILE:HG13	8:7E:7:ALA:N	2.18	0.59
20:BI:49:ALA:HA	20:BI:92:LEU:HD21	1.85	0.59
47:H8:93:ASP:OD1	47:H8:131:ARG:NH1	2.36	0.59
50:K8:47:ASN:C	50:K8:49:LYS:H	2.06	0.59
37:78:59:LEU:HD13	55:Q8:58:ILE:HD12	1.85	0.59
1:13:1238:A:N3	1:13:1241:G:O2'	2.32	0.58
26:14:2629:A:N3	26:14:2629:A:H2'	2.17	0.58
35:15:132:ALA:H	35:15:134:ARG:HH12	1.51	0.58
2:1E:130:ARG:CZ	2:1E:130:ARG:HB2	2.33	0.58
2:1E:80:ILE:HD11	2:1E:215:LEU:HD21	1.85	0.58
1:1G:1324:A:H2'	1:1G:1325:C:H6	1.67	0.58
1:1G:362:G:O2'	12:3A:28:LYS:NZ	2.36	0.58
1:1G:946:A:H2'	1:1G:947:G:C8	2.38	0.58
26:1H:1187:G:H5''	43:D8:81:TYR:CE1	2.37	0.58
26:1H:2795:G:O6	26:1H:2803:C:N4	2.36	0.58
3:2E:78:GLY:HA2	3:2E:83:ARG:NE	2.18	0.58
31:39:63:LYS:NZ	31:39:67:GLN:HB2	2.18	0.58
32:41:10:LYS:O	32:41:15:VAL:HG12	2.03	0.58
7:62:115:ARG:O	7:62:118:VAL:HG22	2.02	0.58
1:13:375:U:O3'	16:7I:5:ARG:NH2	2.36	0.58
44:A5:72:LYS:HB3	44:A5:106:ILE:HD11	1.85	0.58
46:C5:86:ARG:HG3	46:C5:87:LYS:N	2.16	0.58
26:14:2375:G:N7	61:14:3692:HOH:O	2.32	0.58
26:14:2788:C:O2'	26:14:2809:A:N3	2.36	0.58
35:15:40:PRO:HB3	42:85:68:ALA:HB2	1.84	0.58

*Continued on next page...*

*Continued from previous page...*

Atom-1	Atom-2	Interatomic distance (Å)	Clash overlap (Å)
26:1H:2469:A:H61	26:1H:2481:G:H1'	1.69	0.58
26:1H:527:C:OP2	26:1H:2779:U:H5	1.86	0.58
27:1J:95:U:O4	61:1J:305:HOH:O	2.15	0.58
3:22:118:GLN:HG3	3:22:187:ALA:HB2	1.85	0.58
24:3L:72:C:C3'	24:3L:73:A:H5''	2.33	0.58
5:4E:35:GLY:H	5:4E:112:LEU:HD13	1.68	0.58
41:75:16:ARG:HD3	41:75:79:HIS:HA	1.84	0.58
1:13:108:G:C8	20:BI:15:ARG:CZ	2.86	0.58
42:C8:82:GLY:O	42:C8:85:LYS:NZ	2.29	0.58
49:F5:64:ALA:HA	49:F5:67:ILE:HG12	1.85	0.58
26:1H:2232:U:P	49:J8:40:ARG:HH12	2.25	0.58
1:13:342:C:O2	1:13:347:G:N2	2.27	0.58
26:14:273(C):C:H42	26:14:363(C):G:H1	1.52	0.58
26:1H:142:G:O2'	45:F8:35:THR:HG21	2.02	0.58
26:1H:1731:G:H2'	26:1H:1732:A:H8	1.66	0.58
27:1J:8:U:O3'	40:65:25:ARG:NH2	2.34	0.58
3:22:156:ARG:HG2	3:22:163:ALA:HB2	1.84	0.58
30:29:116:VAL:O	30:29:117:MET:HB3	2.03	0.58
30:29:77:ILE:HB	30:29:78:LEU:HB2	1.85	0.58
32:41:11:TYR:HA	32:41:15:VAL:CG1	2.33	0.58
5:42:149:GLU:N	5:42:149:GLU:OE1	2.32	0.58
33:51:30:LYS:HE2	33:51:81:GLU:H	1.68	0.58
1:1G:1342:C:H1'	9:82:124:GLN:HG2	1.85	0.58
9:8E:42:ARG:NH1	9:8E:71:SER:OG	2.35	0.58
19:AA:66:MET:N	19:AA:67:VAL:HG22	2.18	0.58
47:H8:10:ARG:HG2	47:H8:36:LYS:HG2	1.85	0.58
52:I5:13:ARG:O	52:I5:30:GLU:HG3	2.03	0.58
53:J5:40:LYS:NZ	53:J5:40:LYS:HB2	2.15	0.58
52:M8:14:ILE:HD11	52:M8:21:VAL:HG13	1.86	0.58
26:1H:1491:G:O4'	29:11:99:ASP:HB3	2.04	0.58
2:12:164:VAL:HG13	2:12:186:ALA:HB2	1.84	0.58
1:13:1190:G:H5''	3:2E:176:HIS:CE1	2.39	0.58
26:14:1485:G:H2'	26:14:1486:A:H8	1.68	0.58
26:14:2292:C:P	40:65:17:ARG:HH21	2.26	0.58
26:14:2801:A:H2'	26:14:2802:G:O4'	2.04	0.58
26:1H:919:G:H4'	27:16:81:G:H4'	1.85	0.58
1:1G:1322:C:O2	1:1G:1322:C:H2'	2.04	0.58
26:1H:2124:G:O6	26:1H:2173:A:N6	2.35	0.58
26:1H:2749:A:P	33:51:4:ILE:HD11	2.43	0.58
32:49:109:VAL:HG21	32:49:142:PRO:HG3	1.85	0.58
19:AA:22:LEU:HD23	19:AA:47:HIS:CD2	2.39	0.58

*Continued on next page...*



*Continued from previous page...*

Atom-1	Atom-2	Interatomic distance (Å)	Clash overlap (Å)
47:D5:157:LEU:HD23	47:D5:158:PRO:HD2	1.84	0.58
47:H8:59:LEU:HD12	47:H8:69:THR:HG21	1.84	0.58
26:14:2577:A:O4'	53:J5:3:LYS:HB2	2.03	0.58
26:14:1670:C:O2	30:29:129:HIS:NE2	2.28	0.58
26:14:315:G:H2'	26:14:316:C:C6	2.39	0.58
26:14:853:G:C2'	26:14:854:G:H5'	2.33	0.58
2:1E:12:GLU:HB3	2:1E:44:LEU:HD13	1.84	0.58
2:1E:87:ARG:HE	2:1E:232:PRO:HB3	1.67	0.58
26:1H:2801:A:OP2	26:1H:2895:U:O2'	2.17	0.58
26:1H:323:G:C8	31:31:171:PRO:HG3	2.39	0.58
33:51:158:HIS:O	33:51:171:LEU:HD11	2.04	0.58
28:71:193:ILE:HA	28:71:196:LEU:HD23	1.84	0.58
8:7E:77:GLU:HG2	8:7E:78:GLN:H	1.68	0.58
17:8A:10:VAL:HG12	17:8A:55:ASP:O	2.03	0.58
46:C5:3:VAL:HG21	46:C5:32:PRO:HB2	1.84	0.58
1:13:1002:G:O6	1:13:1038:C:N4	2.37	0.58
1:13:13:U:OP1	61:13:1836:HOH:O	2.16	0.58
1:13:407:G:H2'	1:13:408:A:C8	2.39	0.58
1:13:674:G:H2'	1:13:675:A:C8	2.39	0.58
26:14:2118:U:O2	26:14:2147:G:N2	2.37	0.58
26:14:588:U:H2'	26:14:589:C:C6	2.38	0.58
27:16:75:G:H21	47:H8:85:HIS:CE1	2.20	0.58
1:1G:1375:A:H2'	1:1G:1376:U:O4'	2.03	0.58
1:1G:391:G:OP2	61:1G:1853:HOH:O	2.17	0.58
56:1L:30:C:H42	56:1L:40:G:H1	1.51	0.58
4:32:104:VAL:O	4:32:108:LEU:HB2	2.03	0.58
32:41:101:ILE:HG23	52:M8:25:TYR:CE1	2.38	0.58
1:1G:1204:A:OP1	14:5A:3:ARG:NH2	2.36	0.58
34:61:130:TYR:O	34:61:131:LYS:HD3	2.04	0.58
34:69:99:GLU:HB3	34:69:103:ARG:HH12	1.67	0.58
26:1H:2124:G:H4'	28:71:174:PRO:HG3	1.84	0.58
9:82:42:ARG:NH2	9:82:71:SER:O	2.36	0.58
1:1G:1249:C:H1'	9:82:70:LYS:HD3	1.86	0.58
9:8E:86:VAL:HA	9:8E:92:TYR:OH	2.03	0.58
1:13:263:A:OP2	20:BI:79:ARG:NH1	2.35	0.58
52:I5:13:ARG:HG2	52:I5:24:THR:OG1	2.03	0.58
44:A5:19:LEU:HB3	53:J5:25:LEU:HD11	1.86	0.58
1:13:67:C:H2'	1:13:68:G:C8	2.38	0.58
26:14:1149:G:H2'	26:14:1150:C:C6	2.39	0.58
26:14:2016:U:O2	53:J5:7:PRO:HG2	2.02	0.58
10:1A:54:PHE:O	10:1A:55:LYS:HE2	2.04	0.58

*Continued on next page...*

*Continued from previous page...*

Atom-1	Atom-2	Interatomic distance (Å)	Clash overlap (Å)
1:1G:977:A:H2'	1:1G:978:A:H5''	1.86	0.58
26:1H:2036:C:OP1	61:1H:3748:HOH:O	2.17	0.58
26:1H:2629:A:OP1	26:1H:2629:A:H4'	2.04	0.58
26:1H:275:G:N2	26:1H:276:A:N7	2.41	0.58
10:1I:84:GLN:HA	10:1I:87:THR:HG22	1.86	0.58
30:29:54:GLN:NE2	30:29:57:LYS:H	2.02	0.58
23:2L:51:U:H2'	23:2L:52:C:H6	1.69	0.58
26:1H:442:G:N2	31:31:48:THR:HG22	2.18	0.58
4:32:112:VAL:HG12	4:32:116:GLN:OE1	2.04	0.58
31:39:46:ARG:HG2	31:39:46:ARG:HH11	1.68	0.58
12:3A:60:LEU:HB3	12:3A:64:TYR:CD2	2.38	0.58
13:4I:50:GLU:HA	13:4I:53:VAL:HG13	1.85	0.58
25:4K:12:A:N3	25:4K:12:A:H2'	2.18	0.58
33:51:40:GLU:OE2	33:51:60:ARG:NH2	2.32	0.58
33:59:122:THR:O	33:59:133:VAL:HA	2.03	0.58
7:62:30:ILE:O	7:62:32:ARG:NH1	2.36	0.58
26:1H:2176:A:H1'	28:71:215:THR:HG21	1.85	0.58
37:78:81:GLN:OE1	37:78:106:LEU:HA	2.03	0.58
9:82:28:VAL:HB	9:82:63:ILE:HG13	1.85	0.58
40:A8:72:ALA:O	40:A8:76:LYS:HG3	2.04	0.58
41:B8:16:ARG:NH2	41:B8:83:ILE:O	2.36	0.58
49:J8:82:LEU:HD23	49:J8:83:GLU:H	1.68	0.58
54:L5:5:TRP:NE1	54:L5:7:PRO:HG3	2.19	0.58
26:14:1048:A:H5'	26:14:1110:G:H22	1.67	0.58
26:14:2356:C:H5'	48:E5:20:ARG:HE	1.69	0.58
26:14:547:A:H2'	26:14:548:A:C8	2.39	0.58
26:14:811:U:H2'	37:35:21:ARG:HA	1.85	0.58
2:1E:49:GLU:N	2:1E:49:GLU:OE2	2.33	0.58
1:1G:1306:A:N6	1:1G:1331:G:H1'	2.18	0.58
1:1G:141:A:H1'	1:1G:182:U:O2	2.04	0.58
26:1H:50:U:H3'	26:1H:51:G:H5'	1.85	0.58
56:1L:9:A:H5''	56:1L:11:C:H41	1.68	0.58
30:29:52:LEU:CD2	30:29:74:PRO:HB2	2.33	0.58
11:2I:17:GLY:O	11:2I:80:VAL:HA	2.04	0.58
23:2L:62:C:H2'	23:2L:63:C:H6	1.69	0.58
37:35:82:GLY:HA2	37:35:113:LYS:O	2.04	0.58
3:22:6:HIS:CG	14:5A:49:HIS:HB3	2.39	0.58
8:72:89:PRO:HA	8:72:92:ARG:HE	1.68	0.58
37:78:19:VAL:HG13	37:78:31:ALA:HB1	1.84	0.58
9:82:66:ARG:NE	9:82:67:GLY:H	2.02	0.58
9:8E:34:ASN:O	9:8E:38:GLN:HB2	2.02	0.58

*Continued on next page...*

*Continued from previous page...*

Atom-1	Atom-2	Interatomic distance (Å)	Clash overlap (Å)
17:8I:56:VAL:HG23	17:8I:78:GLU:H	1.69	0.58
1:13:1132:C:H2'	1:13:1133:G:C8	2.38	0.58
2:1E:174:VAL:O	2:1E:178:ARG:HG3	2.04	0.58
31:31:29:ASN:H	31:31:112:MET:CE	2.16	0.58
35:58:15:LEU:HB2	35:58:134:ARG:HB3	1.84	0.58
40:65:85:VAL:H	40:65:110:LEU:HG	1.68	0.58
9:82:42:ARG:NH2	9:82:75:ASP:OD1	2.25	0.58
42:85:92:ARG:HH11	42:85:94:ASN:HB3	1.68	0.58
26:1H:910:A:H62	38:88:12:GLN:HA	1.69	0.58
17:8I:81:ARG:HB3	17:8I:81:ARG:HH11	1.67	0.58
46:G8:96:ILE:HA	46:G8:102:CYS:O	2.04	0.58
47:H8:77:ASP:HB3	47:H8:84:GLU:HG2	1.86	0.58
49:J8:92:LYS:HG3	49:J8:95:LEU:HB2	1.86	0.58
26:1H:631:A:OP2	55:Q8:47:LYS:NZ	2.36	0.58
55:Q8:52:LYS:H	55:Q8:53:PRO:HD2	1.68	0.58
1:13:142:G:H2'	1:13:143:A:C8	2.39	0.58
1:13:413:G:N2	1:13:428:G:H1'	2.18	0.58
1:13:737:A:H2'	1:13:738:C:H6	1.69	0.58
26:14:1430:C:H2'	26:14:1431:U:C6	2.39	0.58
26:14:2327:A:H2'	26:14:2328:A:C8	2.39	0.58
26:14:2429:G:O6	37:35:61:ARG:NH2	2.37	0.58
26:14:2611:U:H5'	26:14:2611:U:H6	1.68	0.58
26:1H:2747:G:O6	26:1H:2755:C:H5''	2.04	0.58
26:1H:813:U:H2'	26:1H:814:C:C6	2.39	0.58
56:1L:9:A:OP2	56:1L:13:C:N4	2.36	0.58
30:29:54:GLN:HB2	30:29:72:VAL:HG22	1.84	0.58
23:2L:16:C:O2'	23:2L:62:C:OP1	2.22	0.58
24:3K:34:U:O2'	24:3K:35:A:H8	1.86	0.58
1:1G:559:A:OP1	5:42:126:ARG:NH2	2.36	0.58
13:4I:23:TYR:HB3	13:4I:67:GLU:CB	2.34	0.58
26:14:2818:G:OP2	39:55:42:LYS:NZ	2.35	0.58
43:D8:37:VAL:HG23	43:D8:55:ALA:O	2.04	0.58
49:F5:86:SER:O	49:F5:89:GLU:HG3	2.03	0.58
46:G8:17:SER:OG	46:G8:71:LYS:NZ	2.28	0.58
2:1E:216:SER:O	2:1E:219:VAL:HG12	2.03	0.57
26:1H:1931:U:H5	26:1H:1969:A:N7	2.01	0.57
22:1K:18:G:O6	26:1H:897:C:O2'	2.22	0.57
3:2E:65:ALA:O	3:2E:67:THR:HG22	2.04	0.57
12:3A:18:VAL:HG23	12:3A:19:ARG:N	2.19	0.57
12:3A:93:LEU:HB2	12:3A:96:VAL:HG11	1.85	0.57
24:3K:45:G:H4'	24:3K:46:G:OP1	2.04	0.57

*Continued on next page...*

*Continued from previous page...*

Atom-1	Atom-2	Interatomic distance (Å)	Clash overlap (Å)
32:41:96:ARG:O	32:41:97:ASP:HB2	2.03	0.57
5:42:79:GLU:OE1	8:72:104:ARG:HA	2.04	0.57
7:6E:3:ARG:CZ	7:6E:4:ARG:HB2	2.34	0.57
41:75:55:ASN:N	41:75:59:THR:HG22	2.17	0.57
16:7A:5:ARG:NE	16:7A:6:LEU:H	2.01	0.57
19:AI:40:ILE:HG22	19:AI:41:VAL:H	1.69	0.57
26:14:1434:A:H61	26:14:1558:A:N6	2.03	0.57
21:1F:9:ARG:HD3	21:1F:10:ARG:H	1.68	0.57
26:1H:1216:G:P	42:C8:12:ARG:HH21	2.27	0.57
26:1H:2448:A:OP1	61:1H:3720:HOH:O	2.17	0.57
26:1H:2062:A:N6	26:1H:2503:A:H62	2.02	0.57
26:1H:200:U:O2	26:1H:386:G:N2	2.36	0.57
30:29:117:MET:HE1	30:29:136:ARG:CA	2.34	0.57
1:13:881:G:P	12:3I:12:ARG:HH22	2.27	0.57
27:16:42:C:N3	32:41:93:THR:HG23	2.19	0.57
33:51:11:VAL:HG23	33:51:76:VAL:HG11	1.86	0.57
34:61:75:LEU:HD21	34:61:105:HIS:ND1	2.19	0.57
34:61:117:GLU:N	34:61:117:GLU:OE2	2.37	0.57
28:71:18:LYS:H	28:71:223:ARG:CZ	2.16	0.57
16:7A:70:ALA:HA	16:7A:73:LEU:HD12	1.85	0.57
48:E5:53:MET:HG3	48:E5:59:LEU:HD23	1.85	0.57
44:E8:17:VAL:HG13	44:E8:76:VAL:HG11	1.85	0.57
1:1G:1226:C:H6	13:4A:103:THR:HG23	1.69	0.57
1:1G:991:U:O2	1:1G:993:G:H8	1.86	0.57
56:1L:5:G:N2	56:1L:69:A:H62	2.01	0.57
1:1G:1206:G:H5'	3:22:190:ARG:HH12	1.69	0.57
31:39:36:VAL:HG11	31:39:183:VAL:HG21	1.85	0.57
4:3E:182:LYS:HD3	4:3E:184:LYS:NZ	2.20	0.57
24:3K:13:C:H42	24:3K:22:G:H1	1.52	0.57
13:4A:40:ASN:HB3	13:4A:43:THR:HG23	1.86	0.57
13:4A:33:ALA:HA	13:4A:59:TYR:CE2	2.39	0.57
40:65:3:ARG:HG3	40:65:3:ARG:HH11	1.69	0.57
28:71:214:VAL:HG23	28:71:224:ILE:HG12	1.85	0.57
16:7I:34:GLU:HG3	16:7I:35:LYS:N	2.18	0.57
2:12:75:LYS:H	2:12:78:GLN:HG3	1.68	0.57
26:14:528:A:O2'	26:14:529:A:H5'	2.04	0.57
26:14:579:G:H2'	26:14:580:C:C6	2.40	0.57
10:1A:50:ILE:HG23	10:1A:60:ARG:NH1	2.19	0.57
1:1G:1095:U:P	1:1G:1108:G:H1	2.26	0.57
26:1H:1856:G:O6	61:1H:3740:HOH:O	2.14	0.57
26:1H:2518:A:H8	26:1H:2518:A:H5'	1.68	0.57

*Continued on next page...*

*Continued from previous page...*

Atom-1	Atom-2	Interatomic distance (Å)	Clash overlap (Å)
26:1H:2787:C:H5'	30:21:63:LEU:HD11	1.86	0.57
26:1H:674:G:O2'	31:31:74:ARG:HG3	2.04	0.57
3:22:52:LEU:HD21	3:22:68:VAL:HG13	1.86	0.57
30:29:65:GLY:O	30:29:68:ALA:HB2	2.05	0.57
30:29:72:VAL:HG13	30:29:74:PRO:HG3	1.86	0.57
11:2I:59:TYR:CE2	11:2I:63:LEU:HD11	2.39	0.57
5:42:102:ALA:HB3	5:42:107:ARG:HG2	1.87	0.57
5:42:17:ALA:O	5:42:18:ARG:NH1	2.37	0.57
32:49:144:ILE:HD12	32:49:144:ILE:O	2.04	0.57
39:55:82:GLU:H	39:55:85:PRO:HG2	1.69	0.57
35:58:57:ALA:C	35:58:59:LYS:H	2.06	0.57
40:65:110:LEU:HD13	40:65:111:GLU:OE1	2.04	0.57
8:72:84:ARG:NH2	8:72:136:GLU:OE1	2.24	0.57
26:14:1152:C:H5''	42:85:80:ILE:HD11	1.86	0.57
1:13:1077:G:N2	1:13:1080:A:OP2	2.36	0.57
1:13:1306:A:N6	1:13:1331:G:H1'	2.20	0.57
26:14:2032:G:OP2	26:14:2454:G:O2'	2.17	0.57
26:14:625:G:N7	37:35:107:LYS:NZ	2.52	0.57
1:1G:1499:A:H1'	1:1G:1520:G:H5'	1.85	0.57
1:1G:750:G:N3	15:6A:23:GLY:HA3	2.19	0.57
26:1H:1126:A:H4'	26:1H:1127:A:O5'	2.04	0.57
26:1H:2006:C:OP1	61:1H:3605:HOH:O	2.17	0.57
26:1H:2058:A:OP1	61:1H:3750:HOH:O	2.17	0.57
30:21:31:CYS:HB2	30:21:91:VAL:HG23	1.87	0.57
37:35:122:PRO:HB3	37:35:141:ALA:HB1	1.87	0.57
4:3E:81:GLU:OE1	4:3E:139:ARG:NH2	2.36	0.57
32:41:64:THR:HB	32:41:94:LEU:HD21	1.86	0.57
35:58:96:GLU:O	35:58:98:VAL:HG12	2.04	0.57
40:65:78:LEU:HD12	40:65:107:GLU:HB3	1.87	0.57
28:71:40:THR:HG22	28:71:177:LYS:HA	1.86	0.57
8:72:73:ASP:HB2	8:72:75:ARG:NH2	2.19	0.57
9:82:99:LEU:HD13	9:82:101:PHE:HE2	1.69	0.57
38:88:58:PHE:HB3	38:88:59:ARG:NH1	2.20	0.57
47:D5:11:GLU:CD	47:D5:12:GLY:H	2.07	0.57
47:D5:4:ARG:HG2	47:D5:58:VAL:HG23	1.87	0.57
52:I5:13:ARG:HD3	52:I5:14:ILE:N	2.19	0.57
1:13:141:A:H2'	1:13:142:G:C8	2.39	0.57
26:14:1786:A:C2	26:14:2606:C:H1'	2.39	0.57
10:1A:44:VAL:HA	10:1A:66:ARG:CZ	2.34	0.57
10:1A:66:ARG:CZ	10:1A:66:ARG:HA	2.34	0.57
1:1G:576:G:N2	1:1G:759:A:OP1	2.35	0.57

*Continued on next page...*

*Continued from previous page...*

Atom-1	Atom-2	Interatomic distance (Å)	Clash overlap (Å)
26:1H:1899:G:H22	26:1H:1902:C:N4	2.02	0.57
26:1H:2518:A:C8	26:1H:2518:A:H5'	2.40	0.57
26:1H:860:U:C5	26:1H:917:A:H2	2.21	0.57
30:29:57:LYS:HA	30:29:59:VAL:HG13	1.86	0.57
37:35:59:LEU:O	37:35:59:LEU:HD22	2.04	0.57
31:39:104:LYS:O	31:39:108:LYS:HG3	2.04	0.57
32:41:51:ARG:NH1	32:41:51:ARG:H	2.03	0.57
34:61:125:GLU:OE2	34:61:141:LYS:HG3	2.04	0.57
7:62:113:GLU:HB3	7:62:118:VAL:HG23	1.87	0.57
40:65:103:GLU:O	40:65:106:ARG:HD2	2.05	0.57
37:78:16:ARG:H	37:78:16:ARG:CD	2.16	0.57
37:78:30:THR:CG2	37:78:35:HIS:H	2.17	0.57
20:BA:16:HIS:O	20:BA:19:SER:OG	2.15	0.57
43:D8:28:GLU:O	43:D8:61:VAL:HG21	2.04	0.57
46:G8:41:GLY:HA2	46:G8:64:GLU:OE1	2.04	0.57
49:J8:86:SER:HA	49:J8:88:LYS:HZ2	1.69	0.57
1:13:262:A:H2'	1:13:263:A:C8	2.40	0.57
1:13:61:G:OP2	20:BI:10:LEU:HD23	2.05	0.57
26:14:1794:U:H2'	26:14:1795:C:C6	2.38	0.57
26:14:491:G:H2'	26:14:492:A:H8	1.69	0.57
26:14:192:C:O2'	26:14:802:A:N3	2.34	0.57
1:1G:677:U:H3	1:1G:713:G:H22	1.53	0.57
1:1G:756:C:H2'	1:1G:757:U:O4'	2.04	0.57
26:1H:1217:C:H2'	26:1H:1218:C:H5''	1.86	0.57
26:1H:1980:G:O2'	26:1H:1982:C:OP2	2.20	0.57
31:31:185:ASP:OD1	31:31:188:ARG:NH1	2.34	0.57
24:3L:4:U:H2'	24:3L:5:G:O4'	2.04	0.57
32:41:49:ASP:OD1	32:41:51:ARG:HD2	2.03	0.57
38:45:19:GLY:O	38:45:98:LYS:HB3	2.05	0.57
32:49:77:ILE:H	32:49:82:LEU:HD21	1.66	0.57
6:52:22:GLU:O	6:52:25:ILE:HG13	2.04	0.57
33:59:167:GLU:HB3	33:59:169:VAL:HG23	1.86	0.57
16:7A:74:LEU:HD23	16:7A:79:VAL:HG11	1.87	0.57
9:82:117:HIS:O	9:82:118:LYS:HB2	2.05	0.57
40:A8:78:LEU:HD22	40:A8:108:GLY:HA2	1.86	0.57
41:B8:12:SER:CB	41:B8:15:VAL:H	2.16	0.57
42:C8:69:CYS:HG	42:C8:79:PHE:HD2	1.51	0.57
43:D8:15:GLU:C	43:D8:96:ILE:HD11	2.25	0.57
55:Q8:49:VAL:HG12	55:Q8:49:VAL:O	2.05	0.57
29:11:137:PRO:O	29:11:140:THR:OG1	2.22	0.57
1:13:542:G:OP1	4:3E:10:ARG:NH2	2.37	0.57

*Continued on next page...*

*Continued from previous page...*

Atom-1	Atom-2	Interatomic distance (Å)	Clash overlap (Å)
1:13:977:A:H1'	1:13:982:U:O4	2.04	0.57
26:14:271(B):G:N7	26:14:421:U:H2'	2.19	0.57
26:14:860:U:H1'	26:14:2268:A:H5'	1.87	0.57
26:1H:1329:U:H5''	26:1H:1330:C:H5	1.69	0.57
26:1H:226:G:H21	26:1H:228:A:H2	1.52	0.57
26:1H:2801:A:H5'	26:1H:2895:U:O2'	2.05	0.57
3:2E:77:ILE:O	3:2E:84:ILE:HG13	2.04	0.57
4:3E:52:SER:H	4:3E:55:ALA:HB3	1.70	0.57
13:4I:48:LEU:HD12	13:4I:53:VAL:HG12	1.87	0.57
42:85:92:ARG:C	42:85:94:ASN:H	2.08	0.57
17:8I:87:LYS:HA	17:8I:90:ILE:HG12	1.86	0.57
45:B5:16:LYS:HE2	45:B5:17:ALA:N	2.19	0.57
47:D5:43:GLU:N	47:D5:43:GLU:OE2	2.32	0.57
1:13:340:U:OP1	36:68:96:THR:HG21	2.04	0.57
1:13:524:G:H2'	1:13:525:C:C6	2.40	0.57
26:14:2232:U:P	49:F5:40:ARG:HH12	2.28	0.57
26:14:2425:A:H4'	26:14:2426:A:H5''	1.87	0.57
1:1G:999:U:H2'	1:1G:1000:A:C8	2.40	0.57
1:1G:1251:A:H5'	9:82:12:GLU:HG3	1.86	0.57
1:1G:186(B):C:O4'	20:BA:89:ARG:NH2	2.38	0.57
26:1H:185:U:H4'	26:1H:218:A:H4'	1.87	0.57
26:1H:320:A:OP1	31:31:135:LYS:NZ	2.37	0.57
30:21:38:THR:CG2	30:21:41:LYS:H	2.17	0.57
3:2E:56:ASP:HB2	3:2E:67:THR:HG23	1.87	0.57
31:31:197:ASP:O	31:31:199:TRP:N	2.37	0.57
31:39:191:ARG:NH1	31:39:191:ARG:HG3	2.16	0.57
4:3E:89:THR:HG23	4:3E:91:SER:H	1.70	0.57
32:41:29:TRP:O	32:41:33:ARG:NH1	2.37	0.57
32:49:59:GLU:CD	32:49:153:ARG:HH22	2.08	0.57
14:5A:47:LEU:HD23	14:5A:48:ALA:N	2.20	0.57
17:8A:89:LEU:O	17:8A:92:ARG:NE	2.37	0.57
9:8E:88:TYR:CD1	9:8E:89:ASN:HB2	2.39	0.57
20:BI:80:ARG:HD3	20:BI:81:LYS:N	2.19	0.57
48:I8:63:VAL:HG23	48:I8:64:ASP:O	2.04	0.57
1:13:143:A:H2	1:13:220:G:H1	1.53	0.57
1:13:256:U:H2'	1:13:257:G:C8	2.39	0.57
2:1E:162:ILE:O	2:1E:185:ILE:HG22	2.05	0.57
1:1G:1519:A:H5''	1:1G:1520:G:OP2	2.04	0.57
26:1H:2776:A:H4'	26:1H:2777:G:H5''	1.86	0.57
27:1J:14:U:H4'	27:1J:15:A:OP2	2.04	0.57
24:3L:8:U:O2'	24:3L:48:C:O2	2.18	0.57

*Continued on next page...*

*Continued from previous page...*

Atom-1	Atom-2	Interatomic distance (Å)	Clash overlap (Å)
14:5A:29:ARG:HB3	14:5A:31:ARG:H	1.70	0.57
40:65:62:LYS:HA	40:65:65:VAL:HG22	1.87	0.57
38:88:59:ARG:HD2	38:88:61:GLY:HA3	1.87	0.57
41:B8:74:ARG:HG2	41:B8:76:PHE:CZ	2.40	0.57
44:E8:57:ASN:O	44:E8:61:ASN:HB2	2.05	0.57
45:F8:3:THR:O	45:F8:4:ALA:C	2.43	0.57
50:K8:29:LYS:HD3	50:K8:57:ILE:HD13	1.87	0.57
1:13:540:G:H2'	1:13:541:G:O4'	2.04	0.56
26:14:2573:C:O4'	58:14:3448:SPE:H122	2.05	0.56
2:1E:134:GLU:O	2:1E:137:ARG:NE	2.38	0.56
2:1E:52:GLU:HG2	2:1E:56:ARG:HH12	1.70	0.56
26:1H:1348:G:H2'	26:1H:1349:A:H5''	1.87	0.56
27:1J:7:G:H5''	27:1J:7:G:H8	1.69	0.56
32:49:17:PRO:HA	32:49:20:ILE:HG22	1.86	0.56
13:4I:20:THR:HG22	13:4I:26:GLY:HA2	1.87	0.56
40:65:87:PHE:CE1	40:65:102:ALA:HB2	2.40	0.56
28:71:7:TYR:OH	28:71:220:PRO:HG3	2.06	0.56
41:75:37:GLY:HA3	41:75:39:ARG:HH12	1.70	0.56
16:7I:5:ARG:HH11	16:7I:5:ARG:HG3	1.69	0.56
26:14:1200:C:H1'	42:85:2:PRO:HG3	1.87	0.56
38:88:79:LEU:HD13	38:88:80:GLU:HG3	1.87	0.56
44:A5:25:ARG:NH1	44:A5:74:ALA:O	2.37	0.56
46:C5:97:ARG:HD3	46:C5:102:CYS:HB3	1.87	0.56
49:J8:85:LEU:O	49:J8:88:LYS:HD2	2.05	0.56
49:J8:92:LYS:HD2	49:J8:95:LEU:HB2	1.87	0.56
54:P8:35:ARG:HG3	54:P8:42:LEU:HD21	1.86	0.56
1:13:1060:C:P	14:5I:45:ARG:HH22	2.28	0.56
1:13:1280:A:H3'	1:13:1281:U:H5'	1.86	0.56
1:13:1497:G:H2'	1:13:1498:U:H5'	1.87	0.56
1:13:813:U:OP2	1:13:816:A:N6	2.36	0.56
26:14:1332:G:N2	26:14:1609:A:HO2'	2.01	0.56
26:14:2261:C:H1'	26:14:2388:A:N3	2.19	0.56
26:14:2065:C:H1'	26:14:2449:U:H3	1.69	0.56
26:14:2719:G:O6	61:14:3638:HOH:O	2.15	0.56
26:14:878:A:H5''	26:14:900:A:N6	2.18	0.56
29:19:96:HIS:CE1	29:19:102:LYS:HE2	2.40	0.56
26:1H:1532:C:N3	26:1H:1539:G:N2	2.43	0.56
26:1H:1639:U:O2'	26:1H:1640:C:H5'	2.05	0.56
26:1H:2756:U:H4'	26:1H:2757:A:OP1	2.05	0.56
36:25:66:LYS:HD2	36:25:81:ASP:HA	1.87	0.56
36:25:64:ARG:HG3	36:25:83:ALA:HB3	1.86	0.56

*Continued on next page...*



*Continued from previous page...*

Atom-1	Atom-2	Interatomic distance (Å)	Clash overlap (Å)
4:32:43:HIS:HA	4:32:46:LYS:NZ	2.20	0.56
31:39:3:GLU:HA	31:39:24:LEU:HD12	1.87	0.56
32:49:59:GLU:OE1	32:49:153:ARG:NH2	2.37	0.56
32:49:58:GLN:HG2	32:49:61:ALA:HB3	1.87	0.56
26:1H:270(N):G:H21	34:61:50:ARG:HH22	1.53	0.56
1:1G:1343:G:H4'	9:82:122:ALA:HB3	1.88	0.56
9:8E:86:VAL:O	9:8E:92:TYR:OH	2.23	0.56
39:98:118:GLU:OE1	39:98:118:GLU:HA	2.04	0.56
20:BI:83:ARG:HH11	20:BI:86:ARG:NH1	2.03	0.56
26:1H:1219:G:OP2	42:C8:19:LYS:NZ	2.38	0.56
44:E8:29:LEU:HD23	44:E8:33:ARG:HG3	1.87	0.56
51:H5:55:ARG:NH2	51:H5:57:GLU:OE2	2.38	0.56
47:H8:8:TYR:HD2	47:H8:38:TYR:CE2	2.24	0.56
52:I5:2:LYS:HB3	52:I5:6:HIS:ND1	2.20	0.56
1:13:322:C:O2'	20:BI:23:ARG:CZ	2.53	0.56
1:13:765:G:H5''	1:13:766:A:OP1	2.05	0.56
26:14:67:U:N3	26:14:74:A:H2	1.96	0.56
2:1E:19:HIS:O	2:1E:39:ILE:HD11	2.05	0.56
1:1G:1148:U:H2'	1:1G:1149:C:O4'	2.04	0.56
1:1G:1305:G:H22	1:1G:1331:G:C2'	2.14	0.56
1:1G:1466:C:H2'	1:1G:1467:G:O4'	2.04	0.56
27:1J:13:A:H5''	27:1J:15:A:C6	2.40	0.56
26:1H:2787:C:H4'	30:21:63:LEU:HD21	1.87	0.56
23:2K:24:C:H2'	23:2K:25:U:C6	2.40	0.56
37:35:16:ARG:NH2	37:35:16:ARG:HB2	2.20	0.56
24:3L:15:G:H2'	24:3L:60:C:H1'	1.87	0.56
13:4A:20:THR:HA	13:4A:25:ILE:HD13	1.86	0.56
13:4I:3:ARG:NH1	13:4I:6:GLY:O	2.38	0.56
7:62:146:GLU:HG2	7:62:147:ALA:N	2.15	0.56
28:79:15:ASP:HB2	28:79:16:PRO:HD2	1.88	0.56
46:C5:14:LEU:HB2	46:C5:75:ILE:HD11	1.87	0.56
48:I8:10:THR:O	48:I8:12:ASN:N	2.38	0.56
26:1H:2336:A:H61	48:I8:43:THR:HB	1.69	0.56
29:11:37:LEU:CD2	29:11:37:LEU:N	2.67	0.56
1:13:542:G:P	4:3E:10:ARG:HH22	2.28	0.56
26:14:1338:G:N3	26:14:1393:A:H2	2.03	0.56
26:14:2275:C:H6	26:14:2275:C:H5'	1.70	0.56
26:14:2898:U:H2'	26:14:2899:G:H5''	1.88	0.56
26:14:229:A:H2	26:14:418:G:H4'	1.70	0.56
1:1G:1352:C:H42	1:1G:1370:G:H1	1.52	0.56
1:1G:371:G:O2'	1:1G:373:A:N7	2.36	0.56

*Continued on next page...*

*Continued from previous page...*

Atom-1	Atom-2	Interatomic distance (Å)	Clash overlap (Å)
26:1H:1216:G:OP2	42:C8:12:ARG:NH2	2.34	0.56
26:1H:1405:U:H2'	26:1H:1406:U:C6	2.39	0.56
26:1H:1520:U:H2'	26:1H:1521:G:O4'	2.04	0.56
27:1J:70:C:H42	27:1J:106:G:H1	1.53	0.56
30:29:103:ASP:OD1	30:29:201:THR:HG23	2.04	0.56
31:39:132:VAL:HG12	31:39:163:VAL:HG12	1.87	0.56
28:71:212:VAL:O	28:71:224:ILE:HG13	2.05	0.56
5:4E:80:ILE:HD12	8:7E:104:ARG:HH12	1.68	0.56
8:7E:13:ILE:O	8:7E:17:THR:HG23	2.05	0.56
46:C5:74:PRO:O	46:C5:82:PRO:HD2	2.05	0.56
44:E8:14:PRO:HG2	44:E8:78:GLU:HB2	1.86	0.56
50:K8:4:SER:HB2	50:K8:7:ARG:H	1.69	0.56
29:11:39:LYS:NZ	61:11:403:HOH:O	2.20	0.56
29:11:70:TRP:O	29:11:73:VAL:HG23	2.06	0.56
2:12:178:ARG:HD2	2:12:196:LEU:O	2.05	0.56
2:12:18:GLY:HA2	2:12:41:ILE:HA	1.87	0.56
1:13:1103:C:H5''	2:1E:98:LEU:HD13	1.87	0.56
1:13:1256:A:N6	1:13:1278:U:OP2	2.38	0.56
26:14:1405:U:H2'	26:14:1406:U:C6	2.40	0.56
27:16:15:A:H1'	27:16:109:G:C8	2.40	0.56
1:1G:620:C:H2'	1:1G:621:A:O4'	2.04	0.56
23:2L:51:U:H2'	23:2L:52:C:C6	2.40	0.56
37:35:8:PRO:HB2	37:35:12:ALA:HB3	1.87	0.56
24:3L:59:U:H2'	24:3L:60:C:H5'	1.87	0.56
32:41:101:ILE:HG23	52:M8:25:TYR:CE2	2.39	0.56
33:59:71:LEU:O	33:59:75:ALA:N	2.36	0.56
26:1H:2820:A:OP2	39:98:2:ARG:NH2	2.38	0.56
46:C5:5:MET:HE3	46:C5:32:PRO:HA	1.88	0.56
50:K8:5:GLU:CA	50:K8:8:LYS:HD3	2.36	0.56
26:14:2269:A:OP1	61:14:3644:HOH:O	2.17	0.56
26:14:2287:A:N6	26:14:2344:U:H3	2.01	0.56
26:14:2567:G:H2'	26:14:2568:C:C6	2.40	0.56
1:1G:1003:G:N2	1:1G:1037:C:O2	2.38	0.56
1:1G:1382:C:O2	24:3L:34:U:H5'	2.05	0.56
1:1G:17:U:H2'	1:1G:18:C:C6	2.40	0.56
1:1G:192:U:H2'	1:1G:193:C:C6	2.39	0.56
26:1H:1332:G:C8	26:1H:1332:G:H5'	2.40	0.56
26:1H:1543:A:C8	26:1H:1545:A:H5''	2.41	0.56
26:1H:796:C:H2'	26:1H:797:C:C6	2.41	0.56
36:25:49:ARG:HA	36:25:53:LYS:HZ1	1.69	0.56
30:29:116:VAL:HG21	30:29:138:PRO:HB3	1.87	0.56

*Continued on next page...*

*Continued from previous page...*

Atom-1	Atom-2	Interatomic distance (Å)	Clash overlap (Å)
31:39:127:GLU:HB3	31:39:196:LEU:HD22	1.88	0.56
4:3E:22:LYS:H	4:3E:25:ARG:HH21	1.53	0.56
5:4E:152:ARG:HD2	8:7E:64:LYS:HZ1	1.71	0.56
15:6A:29:VAL:HG11	15:6A:81:LEU:HD21	1.86	0.56
15:6I:68:ARG:O	15:6I:72:ARG:NE	2.38	0.56
8:72:14:ARG:O	8:72:18:ARG:HG2	2.06	0.56
9:8E:99:LEU:HB3	9:8E:101:PHE:CE2	2.41	0.56
44:E8:18:ARG:HB2	44:E8:18:ARG:HH11	1.70	0.56
26:14:2096:U:H3	26:14:2193:G:H1	1.53	0.56
26:14:1786:A:H2	26:14:2606:C:H1'	1.71	0.56
26:14:29:U:H2'	26:14:30:G:C8	2.40	0.56
27:1J:94:C:H2'	27:1J:95:U:C6	2.41	0.56
3:22:172:ARG:HH11	3:22:172:ARG:HA	1.68	0.56
30:29:77:ILE:HG22	30:29:78:LEU:HD23	1.86	0.56
37:35:52:GLU:OE2	55:M5:57:ARG:NH2	2.38	0.56
31:39:124:LEU:HD23	31:39:191:ARG:NH2	2.19	0.56
32:49:139:LEU:HA	32:49:144:ILE:HD11	1.86	0.56
32:49:61:ALA:HA	32:49:66:GLN:O	2.05	0.56
33:59:119:GLU:OE2	33:59:120:GLY:N	2.38	0.56
7:6E:113:GLU:HG2	7:6E:119:ARG:HG2	1.88	0.56
1:1G:1432:G:OP1	41:75:107:ASP:HB2	2.05	0.56
26:1H:2404:C:O3'	37:78:77:ARG:NH2	2.38	0.56
8:7E:111:ILE:HD13	8:7E:134:ILE:HB	1.87	0.56
38:88:77:LYS:HE3	38:88:84:GLY:O	2.06	0.56
26:14:1188:U:H4'	43:95:79:VAL:HG11	1.88	0.56
26:1H:1188:U:H4'	43:D8:79:VAL:HG22	1.87	0.56
54:P8:41:ARG:NH1	54:P8:42:LEU:H	2.02	0.56
1:13:1204:A:OP1	14:5I:3:ARG:NH2	2.38	0.56
26:14:1485:G:H2'	26:14:1486:A:C8	2.41	0.56
26:14:1771:C:HO2'	26:14:1786:A:H8	1.53	0.56
26:14:1871:A:H2'	26:14:1872:A:C8	2.40	0.56
26:14:2880:C:H1'	39:55:92:GLY:HA3	1.86	0.56
10:1A:17:ASP:O	10:1A:21:GLN:HB2	2.05	0.56
2:1E:60:ASP:HB3	2:1E:64:ARG:NH1	2.20	0.56
1:1G:1053:G:H4'	1:1G:1054:C:O5'	2.04	0.56
1:1G:87:A:H4'	1:1G:88:C:OP1	2.06	0.56
26:1H:570:G:O6	61:1H:3720:HOH:O	2.17	0.56
3:22:88:ARG:CZ	3:22:101:LEU:HD13	2.35	0.56
4:32:121:VAL:O	4:32:134:ASP:HA	2.06	0.56
5:4E:51:VAL:O	5:4E:55:VAL:HG23	2.06	0.56
34:61:66:GLU:HA	34:61:69:LYS:HB3	1.86	0.56

*Continued on next page...*

*Continued from previous page...*

Atom-1	Atom-2	Interatomic distance (Å)	Clash overlap (Å)
34:69:110:ASP:OD2	34:69:112:LYS:HE3	2.05	0.56
16:7I:74:LEU:HD11	16:7I:79:VAL:HB	1.86	0.56
9:82:77:ILE:O	9:82:81:ILE:HG12	2.04	0.56
9:8E:17:VAL:HG12	9:8E:63:ILE:HB	1.88	0.56
40:A8:41:ASP:OD2	40:A8:44:LYS:HD2	2.06	0.56
41:B8:2:ASN:HD21	41:B8:6:LEU:HD13	1.70	0.56
27:1J:105:G:H5'	47:D5:31:ARG:NH2	2.19	0.56
47:D5:39:VAL:HG12	47:D5:40:ASP:N	2.21	0.56
1:13:793:U:H5'	1:13:794:A:H5''	1.87	0.56
26:14:1210:A:H5'	26:14:1210:A:H8	1.70	0.56
1:1G:1305:G:O2'	1:1G:1306:A:H8	1.88	0.56
26:1H:2180:U:H2'	26:1H:2181:G:C8	2.41	0.56
26:1H:860:U:H1'	26:1H:2268:A:H5'	1.88	0.56
26:1H:6:A:H4'	35:58:129:PRO:HB3	1.88	0.56
10:1I:61:GLU:OE1	14:5I:58:LYS:NZ	2.25	0.56
30:21:4:ILE:HD13	30:21:28:ALA:HB1	1.87	0.56
3:22:57:ILE:HG22	3:22:66:VAL:HG12	1.88	0.56
30:29:101:ARG:HH12	30:29:185:LYS:HE2	1.69	0.56
23:2K:16:C:OP2	23:2K:17:C:N4	2.39	0.56
31:39:25:PRO:C	31:39:27:GLU:N	2.57	0.56
33:51:10:PRO:O	33:51:11:VAL:HG13	2.05	0.56
33:59:155:SER:O	33:59:170:ARG:NH1	2.38	0.56
14:5I:29:ARG:H	14:5I:29:ARG:HH11	1.53	0.56
9:82:49:PRO:HD3	9:82:78:LYS:HZ1	1.70	0.56
38:88:10:ARG:HH21	38:88:11:LYS:HE3	1.69	0.56
38:88:139:GLU:HG2	38:88:140:ALA:O	2.06	0.56
47:H8:52:SER:O	47:H8:52:SER:OG	2.18	0.56
29:11:146:GLU:HB2	29:11:189:CYS:HB3	1.88	0.56
1:13:1130:A:H5'	9:8E:18:PHE:CE2	2.41	0.56
1:13:843:U:OP1	1:13:848:C:N4	2.39	0.56
26:14:1165:U:H2'	26:14:1166:C:C6	2.41	0.56
26:14:2067:G:H4'	61:14:4153:HOH:O	2.06	0.56
26:14:19:C:H2'	26:14:20:C:H6	1.70	0.56
10:1A:78:ASN:CG	10:1A:80:LYS:HE3	2.27	0.56
1:1G:1015:A:N3	1:1G:1218:C:O2'	2.39	0.56
1:1G:1134:G:C2	1:1G:1135:U:H1'	2.41	0.56
1:1G:1418:A:H2	26:14:1948:G:N3	2.04	0.56
22:1K:17:H2U:O4	22:1K:55:PSU:H1'	2.06	0.56
4:32:8:VAL:HG22	4:32:21:LEU:HD13	1.88	0.56
1:1G:1081:G:H5'	5:42:18:ARG:HD2	1.88	0.56
14:5I:27:CYS:SG	14:5I:29:ARG:CZ	2.93	0.56

*Continued on next page...*

*Continued from previous page...*

Atom-1	Atom-2	Interatomic distance (Å)	Clash overlap (Å)
16:7A:27:LYS:HB2	16:7A:27:LYS:HZ2	1.71	0.56
8:7E:7:ALA:HB2	8:7E:85:ARG:NH1	2.20	0.56
16:7I:4:ILE:HG23	16:7I:64:ALA:HB1	1.87	0.56
26:1H:870:A:P	38:88:6:ARG:HH21	2.28	0.56
17:8A:92:ARG:CZ	17:8A:92:ARG:HB3	2.35	0.56
40:A8:89:ARG:HG2	40:A8:92:TYR:O	2.06	0.56
46:C5:29:GLU:HG2	46:C5:30:VAL:H	1.70	0.56
26:1H:1813:G:H1'	29:11:50:THR:OG1	2.05	0.56
26:14:330:A:H2	26:14:1210:A:O2'	1.89	0.56
26:14:2121:G:H1	26:14:2177:C:H42	1.52	0.56
26:14:2748:A:H1'	33:59:67:LEU:HD22	1.88	0.56
1:1G:540:G:H2'	1:1G:541:G:O4'	2.05	0.56
26:1H:761:A:N7	61:1H:3800:HOH:O	2.33	0.56
22:1K:74:C:H2'	22:1K:75:C:H5'	1.87	0.56
4:32:25:ARG:HG2	4:32:30:LYS:NZ	2.20	0.56
31:39:157:VAL:HG21	31:39:194:MET:HE3	1.88	0.56
31:39:67:GLN:O	31:39:67:GLN:HG3	2.05	0.56
4:3E:88:VAL:O	4:3E:92:VAL:HG23	2.06	0.56
24:3K:53:G:N2	24:3K:61:C:N3	2.40	0.56
38:45:22:LYS:HB2	38:45:23:GLY:HA2	1.88	0.56
13:4I:13:LYS:HE2	13:4I:17:VAL:HG22	1.88	0.56
33:51:101:ARG:H	33:51:101:ARG:HD3	1.69	0.56
15:6A:76:GLU:HG3	15:6A:79:ARG:HH21	1.70	0.56
8:7E:81:HIS:HB2	8:7E:138:TRP:CE3	2.41	0.56
17:8A:89:LEU:HA	17:8A:92:ARG:NH2	2.21	0.56
40:A8:61:ASN:ND2	40:A8:64:GLU:OE1	2.36	0.56
19:AA:7:LYS:HB2	19:AA:8:GLY:HA2	1.88	0.56
41:B8:12:SER:HB2	41:B8:15:VAL:HG13	1.88	0.56
26:1H:747:U:H4'	44:E8:92:ARG:NH2	2.20	0.56
49:F5:45:ASN:O	49:F5:63:ALA:HA	2.06	0.56
52:I5:61:ARG:CZ	52:I5:61:ARG:HA	2.36	0.56
52:M8:14:ILE:HB	52:M8:31:ILE:HD11	1.88	0.56
2:12:82:ARG:CZ	2:12:92:TYR:HE2	2.18	0.55
1:13:179:A:H2'	1:13:180:U:H6	1.71	0.55
1:13:192:U:H1'	20:BI:103:GLY:HA2	1.87	0.55
26:14:1757:U:H3	26:14:1762:A:H2	1.53	0.55
26:14:1858:G:H2'	26:14:1883:G:H22	1.72	0.55
26:14:818:G:OP2	61:14:3646:HOH:O	2.18	0.55
27:16:15:A:H3'	27:16:16:G:H5'	1.86	0.55
26:1H:1042:G:N2	26:1H:1113:U:O2	2.21	0.55
26:1H:1535:U:O4	26:1H:1538:G:O2'	2.20	0.55

*Continued on next page...*

*Continued from previous page...*

Atom-1	Atom-2	Interatomic distance (Å)	Clash overlap (Å)
26:1H:484:C:H2'	26:1H:485:C:C6	2.41	0.55
26:1H:71:A:H8	26:1H:71:A:H5'	1.71	0.55
9:8E:115:GLY:HA2	10:1I:58:ASP:OD1	2.06	0.55
12:3I:17:LYS:HE2	12:3I:18:VAL:HG23	1.87	0.55
40:65:67:ARG:HD3	40:65:71:ARG:HH21	1.71	0.55
26:14:1009:A:O2'	42:85:59:ARG:NH2	2.38	0.55
19:AI:11:VAL:HG11	19:AI:16:LEU:HB3	1.87	0.55
41:B8:111:ARG:O	41:B8:112:ARG:HB3	2.07	0.55
43:D8:34:GLU:HG2	43:D8:56:SER:OG	2.05	0.55
43:D8:38:LEU:O	43:D8:51:VAL:HG23	2.05	0.55
48:E5:46:LYS:HE2	48:E5:77:ARG:O	2.06	0.55
48:I8:70:GLN:OE1	48:I8:72:ARG:HD2	2.05	0.55
26:14:2572:A:OP1	26:14:2574:G:O2'	2.23	0.55
26:14:2023:G:OP2	26:14:2617:C:H4'	2.06	0.55
2:1E:234:PRO:HB2	2:1E:236:TYR:H	1.70	0.55
26:1H:1266:G:O4'	44:E8:15:ARG:NH2	2.37	0.55
26:1H:184:C:H2'	26:1H:185:U:C6	2.41	0.55
26:1H:2032:G:H21	30:21:146:THR:HG23	1.71	0.55
26:1H:2065:C:H2'	26:1H:2066:C:C6	2.42	0.55
26:1H:860:U:H5	26:1H:917:A:N1	2.03	0.55
10:1I:26:ALA:HB1	10:1I:84:GLN:HG2	1.88	0.55
4:3E:114:ARG:HA	4:3E:117:ALA:HB3	1.88	0.55
4:3E:162:LEU:HA	4:3E:165:MET:HB3	1.89	0.55
24:3K:51:C:N4	24:3K:52:G:O6	2.40	0.55
24:3K:52:G:O6	24:3K:62:C:N4	2.39	0.55
28:71:49:ILE:HD11	28:71:56:GLN:CD	2.27	0.55
37:78:122:PRO:HA	37:78:142:GLY:HA3	1.87	0.55
16:7I:18:ARG:NH1	16:7I:19:ILE:H	2.04	0.55
43:95:28:GLU:O	43:95:61:VAL:HG11	2.05	0.55
26:14:1847:A:OP1	26:14:1847:A:H8	1.89	0.55
26:14:2392:A:H2	26:14:2424:C:N4	2.02	0.55
26:14:84:A:H5''	46:C5:8:LYS:NZ	2.21	0.55
10:1A:11:PHE:HE1	10:1A:67:THR:HG22	1.71	0.55
1:1G:674:G:N2	1:1G:717:C:O2	2.38	0.55
26:1H:1593:G:H2'	26:1H:1594:G:C8	2.41	0.55
26:1H:302:C:H2'	26:1H:303:U:H6	1.72	0.55
26:1H:618:G:OP2	31:31:106:ARG:NH1	2.35	0.55
26:1H:2787:C:C4'	30:21:63:LEU:HD11	2.35	0.55
30:29:37:ARG:O	30:29:45:THR:HA	2.07	0.55
37:35:39:LYS:HE3	37:35:45:LEU:HD11	1.87	0.55
12:3A:93:LEU:HB2	12:3A:96:VAL:CG1	2.37	0.55

*Continued on next page...*

*Continued from previous page...*

Atom-1	Atom-2	Interatomic distance (Å)	Clash overlap (Å)
4:3E:145:GLU:HG3	4:3E:184:LYS:HZ1	1.71	0.55
32:41:37:VAL:HG11	32:41:103:LEU:HD11	1.88	0.55
7:6E:3:ARG:HD3	7:6E:4:ARG:HB2	1.87	0.55
41:75:115:ARG:HH11	41:75:115:ARG:HG3	1.72	0.55
16:7A:6:LEU:HA	16:7A:18:ARG:O	2.06	0.55
9:82:32:ASP:HB3	9:82:35:GLU:HB2	1.89	0.55
27:16:90:C:H5'	38:88:18:LYS:HA	1.89	0.55
43:95:2:PHE:H	43:95:42:GLY:H	1.53	0.55
43:95:4:ILE:O	43:95:4:ILE:HG13	2.05	0.55
26:1H:2882:A:OP1	39:98:96:ARG:NH1	2.38	0.55
49:F5:91:LYS:HG2	49:F5:92:LYS:H	1.72	0.55
45:F8:3:THR:O	45:F8:5:TYR:N	2.39	0.55
47:H8:113:ALA:N	47:H8:114:GLY:HA2	2.20	0.55
2:12:15:VAL:HG22	2:12:16:HIS:CE1	2.41	0.55
1:13:184:G:H2'	1:13:185:A:H8	1.71	0.55
1:13:244:U:H4'	1:13:245:C:O5'	2.07	0.55
1:13:407:G:O4'	4:3E:119:GLN:NE2	2.39	0.55
1:13:652:U:O2'	1:13:653:A:O5'	2.24	0.55
26:14:1808:U:H5''	61:14:3923:HOH:O	2.07	0.55
26:14:2068:U:N3	26:14:2430:A:C2	2.72	0.55
35:15:96:GLU:HB2	35:15:122:VAL:HG23	1.88	0.55
26:1H:2062:A:N3	26:1H:2062:A:H2'	2.21	0.55
26:1H:2630:G:H1	26:1H:2788:C:H42	1.54	0.55
26:1H:71:A:H5'	26:1H:71:A:C8	2.41	0.55
23:2K:48:U:H4'	23:2K:49:C:H5'	1.88	0.55
23:2L:54:G:H2'	23:2L:55:5MU:C6	2.42	0.55
33:51:56:SER:OG	33:51:57:ASP:N	2.39	0.55
6:5E:60:PHE:CZ	18:9I:78:LEU:HD21	2.42	0.55
1:1G:1373:G:H4'	7:62:31:MET:HE3	1.88	0.55
40:65:62:LYS:O	40:65:65:VAL:HG22	2.06	0.55
36:68:7:TYR:OH	36:68:44:LYS:HG3	2.06	0.55
41:75:10:VAL:HG23	41:75:11:GLU:N	2.21	0.55
18:9A:22:VAL:HG12	18:9A:55:ARG:O	2.05	0.55
47:D5:69:THR:HG22	47:D5:90:VAL:HG12	1.88	0.55
55:M5:22:VAL:HG13	55:M5:55:ALA:HB1	1.88	0.55
55:Q8:37:SER:O	55:Q8:40:GLU:N	2.38	0.55
1:13:1399:C:C2	1:13:1502:A:N6	2.75	0.55
1:13:475:G:H2'	1:13:476:G:C8	2.41	0.55
26:14:1639:U:H4'	26:14:2699:C:H4'	1.87	0.55
1:1G:1081:G:H5'	5:42:18:ARG:NE	2.22	0.55
1:1G:376:G:OP1	16:7A:5:ARG:CZ	2.55	0.55

*Continued on next page...*

*Continued from previous page...*

Atom-1	Atom-2	Interatomic distance (Å)	Clash overlap (Å)
1:1G:997:U:H2'	1:1G:998:G:C8	2.42	0.55
26:1H:1354:A:H2'	26:1H:1355:G:O4'	2.07	0.55
26:1H:1478:G:O6	26:1H:1510:A:N6	2.39	0.55
26:1H:600:G:N2	26:1H:605:C:O3'	2.40	0.55
10:1I:48:THR:HB	10:1I:62:HIS:CE1	2.42	0.55
31:31:29:ASN:H	31:31:112:MET:HE3	1.72	0.55
4:3E:128:VAL:HG22	4:3E:146:ILE:HG22	1.87	0.55
33:51:157:TYR:O	33:51:158:HIS:ND1	2.40	0.55
33:59:19:VAL:HG22	33:59:20:ALA:H	1.71	0.55
42:85:91:ASP:C	42:85:93:LYS:H	2.10	0.55
41:B8:12:SER:CA	41:B8:14:TYR:H	2.19	0.55
42:C8:108:GLU:HB2	43:D8:44:LYS:HE2	1.88	0.55
1:13:362:G:N7	61:13:1848:HOH:O	2.33	0.55
1:13:501:C:H2'	1:13:502:G:C8	2.41	0.55
1:13:669:U:OP1	15:6I:48:LYS:NZ	2.35	0.55
1:13:814:A:N7	1:13:816:A:C4	2.75	0.55
26:14:1828:G:H8	26:14:1828:G:OP2	1.89	0.55
27:16:48:A:H4'	40:A8:95:HIS:HD2	1.71	0.55
1:1G:1150:U:H4'	10:1A:41:PRO:HG3	1.89	0.55
1:1G:1378:C:H5''	7:62:6:ARG:HH22	1.72	0.55
1:1G:261:U:OP2	20:BA:79:ARG:NH2	2.40	0.55
26:1H:1339:G:N2	26:1H:1603:A:H1'	2.22	0.55
26:1H:1771:C:H1'	26:1H:1786:A:C8	2.42	0.55
26:1H:2409:G:N7	61:1H:3798:HOH:O	2.33	0.55
3:22:191:THR:HG22	3:22:192:THR:H	1.72	0.55
3:22:37:GLN:OE1	3:22:40:ARG:NH1	2.39	0.55
31:31:129:PHE:HA	31:31:142:TRP:NE1	2.22	0.55
33:51:85:LYS:HE2	33:51:133:VAL:CG1	2.36	0.55
34:61:75:LEU:HD21	34:61:105:HIS:CE1	2.42	0.55
7:62:62:PHE:HA	7:62:124:LEU:HD22	1.87	0.55
40:65:27:SER:HA	40:65:88:ASP:HB2	1.88	0.55
41:75:77:PRO:HG2	41:75:80:SER:HB2	1.89	0.55
37:78:125:VAL:O	37:78:144:GLU:HB2	2.06	0.55
32:41:101:ILE:HG12	52:M8:25:TYR:CG	2.41	0.55
1:13:397:A:C6	1:13:548:G:N7	2.74	0.55
26:14:384:U:H2'	26:14:385:C:H6	1.71	0.55
26:14:994:C:O2'	26:14:996:A:OP1	2.21	0.55
35:15:33:LEU:HD23	35:15:38:HIS:ND1	2.21	0.55
10:1A:25:GLU:CD	10:1A:28:ARG:HB3	2.27	0.55
2:1E:118:LEU:HD22	2:1E:142:LEU:HB2	1.87	0.55
1:1G:1153:C:OP1	10:1A:14:LYS:NZ	2.39	0.55

*Continued on next page...*



*Continued from previous page...*

Atom-1	Atom-2	Interatomic distance (Å)	Clash overlap (Å)
1:1G:58:C:O2'	1:1G:388:G:N7	2.39	0.55
1:1G:504:C:H41	12:3A:115:LYS:HE3	1.72	0.55
1:1G:652:U:O2'	1:1G:653:A:N3	2.36	0.55
26:1H:1173:G:H5'	26:1H:1174:A:N1	2.21	0.55
56:1L:75:C:H2'	56:1L:76:A:O4'	2.06	0.55
30:21:51:PHE:CE2	30:21:52:LEU:HD13	2.42	0.55
30:29:53:PRO:O	30:29:74:PRO:HB3	2.07	0.55
3:2E:108:ASN:HB3	3:2E:111:LEU:HB2	1.88	0.55
61:1H:3631:HOH:O	31:31:55:GLY:HA2	2.07	0.55
31:31:66:PRO:O	31:31:67:GLN:HB3	2.06	0.55
37:35:19:VAL:HB	37:35:31:ALA:HB1	1.88	0.55
31:39:8:GLN:HB2	31:39:9:ILE:HG13	1.89	0.55
4:3E:65:ARG:HG2	4:3E:75:PHE:CD1	2.42	0.55
32:41:77:ILE:CG1	32:41:82:LEU:HD21	2.27	0.55
38:45:57:HIS:ND1	38:45:117:ALA:HB2	2.22	0.55
32:49:11:TYR:O	32:49:16:ARG:HB3	2.05	0.55
39:55:2:ARG:O	39:55:3:HIS:HD2	1.90	0.55
3:22:13:GLY:HA2	14:5A:57:ARG:CZ	2.36	0.55
6:5E:6:VAL:HG22	6:5E:90:VAL:HG22	1.88	0.55
15:6I:36:ILE:HG22	15:6I:59:MET:HE3	1.89	0.55
8:72:100:ILE:HG12	8:72:101:PRO:HD2	1.87	0.55
37:78:96:THR:H	37:78:99:LEU:HD21	1.71	0.55
9:82:93:ARG:HH11	9:82:96:LEU:HD13	1.72	0.55
40:A8:74:ALA:HB1	40:A8:108:GLY:HA3	1.88	0.55
42:C8:85:LYS:NZ	42:C8:86:ALA:H	2.01	0.55
26:1H:1264:G:H5'	53:N8:11:THR:CG2	2.36	0.55
1:13:164:U:H2'	1:13:165:C:C6	2.41	0.55
1:13:491:G:H2'	1:13:492:G:O4'	2.06	0.55
26:14:1416:G:HO2'	26:14:1417:C:P	2.29	0.55
26:14:1425:G:N2	26:14:1573:G:N7	2.54	0.55
26:14:2461:C:H2'	26:14:2462:U:C6	2.41	0.55
26:14:326:G:N7	61:14:3700:HOH:O	2.33	0.55
10:1A:22:LYS:NZ	10:1A:25:GLU:HB3	2.22	0.55
1:1G:673:G:H2'	1:1G:674:G:C8	2.41	0.55
26:1H:2108:C:H2'	26:1H:2109:U:O4'	2.07	0.55
26:1H:214:G:H4'	26:1H:214:G:OP1	2.06	0.55
26:1H:26:G:C6	26:1H:27:G:N1	2.74	0.55
3:2E:73:PRO:HA	3:2E:76:VAL:HG12	1.89	0.55
23:2K:8:4SU:H6	23:2K:8:4SU:O5'	2.06	0.55
38:45:26:TYR:HD1	38:45:27:VAL:HG22	1.71	0.55
32:49:125:PHE:HB3	32:49:166:ASP:HB2	1.87	0.55

*Continued on next page...*

*Continued from previous page...*

Atom-1	Atom-2	Interatomic distance (Å)	Clash overlap (Å)
35:58:129:PRO:O	35:58:134:ARG:NH2	2.40	0.55
7:62:16:LEU:HD11	9:82:45:ALA:HB2	1.87	0.55
41:75:118:ARG:CZ	41:75:121:ILE:HD11	2.37	0.55
9:82:46:ALA:HB1	9:82:77:ILE:CD1	2.37	0.55
9:82:17:VAL:HA	9:82:63:ILE:HG22	1.87	0.55
42:85:75:ASN:OD1	42:85:78:THR:OG1	2.20	0.55
17:8I:25:ARG:O	17:8I:37:LYS:HA	2.07	0.55
6:52:7:ASN:HD22	18:9A:76:LEU:HD11	1.70	0.55
50:K8:23:LYS:NZ	50:K8:27:GLU:OE2	2.33	0.55
26:1H:784:A:C5	29:11:229:VAL:HG21	2.42	0.55
29:11:33:LEU:H	29:11:33:LEU:HD23	1.72	0.55
1:13:417:C:H2'	1:13:418:C:H6	1.72	0.55
26:14:1819:A:H4'	26:14:1820:U:O5'	2.06	0.55
26:14:2275:C:H5'	26:14:2275:C:C6	2.42	0.55
10:1A:50:ILE:HG13	14:5A:41:ARG:HH22	1.72	0.55
2:1E:237:ALA:O	2:1E:239:VAL:N	2.40	0.55
1:1G:953:G:H5'	1:1G:965:A:H61	1.71	0.55
26:1H:1178:C:H4'	26:1H:1179:C:OP1	2.07	0.55
26:1H:1697:G:OP2	26:1H:1698:A:O2'	2.18	0.55
3:22:106:VAL:HG13	3:22:109:PRO:HG3	1.89	0.55
30:29:54:GLN:HB2	30:29:72:VAL:CG2	2.37	0.55
3:2E:92:ALA:HB2	3:2E:99:VAL:HG22	1.89	0.55
5:4E:35:GLY:HA3	5:4E:112:LEU:O	2.06	0.55
13:4I:13:LYS:HE3	13:4I:14:ARG:H	1.72	0.55
39:55:8:ARG:HE	39:55:43:GLU:HG2	1.72	0.55
6:5E:5:GLU:HA	6:5E:63:TYR:O	2.07	0.55
26:1H:2177:C:O2'	28:71:46:LYS:NZ	2.40	0.55
41:B8:1:MET:HA	41:B8:2:ASN:HB3	1.89	0.55
41:B8:1:MET:HA	41:B8:2:ASN:CB	2.36	0.55
20:BI:86:ARG:O	20:BI:89:ARG:NH2	2.40	0.55
26:1H:29:U:O4'	42:C8:11:ARG:NH2	2.40	0.55
47:H8:139:VAL:HG12	47:H8:155:LEU:HG	1.87	0.55
51:L8:35:ARG:HB3	51:L8:37:LEU:HD21	1.89	0.55
52:M8:49:PHE:O	52:M8:50:VAL:HG22	2.06	0.55
1:13:1182:G:H4'	1:13:1183:A:H5''	1.88	0.55
1:13:922:G:H1'	5:4E:19:MET:HB3	1.88	0.55
26:14:2795:G:H4'	26:14:2798:C:H5	1.72	0.55
26:14:2839:G:H5'	39:55:46:GLY:CA	2.35	0.55
26:14:443:A:H1'	26:14:1201:C:O4'	2.06	0.55
35:15:47:ALA:HB1	35:15:115:ARG:NH1	2.21	0.55
29:19:41:GLY:HA3	29:19:43:ARG:HG3	1.88	0.55

*Continued on next page...*

*Continued from previous page...*

Atom-1	Atom-2	Interatomic distance (Å)	Clash overlap (Å)
26:1H:1586:A:H3'	26:1H:1587:A:H8	1.71	0.55
4:3E:101:LEU:HD22	4:3E:121:VAL:HG11	1.88	0.55
1:13:8:A:N6	4:3E:205:GLU:O	2.40	0.55
32:49:41:GLN:NE2	32:49:154:GLY:O	2.36	0.55
32:49:99:MET:O	32:49:103:LEU:HB2	2.07	0.55
5:4E:135:THR:O	5:4E:139:LEU:HD22	2.07	0.55
33:51:6:ARG:HH11	33:51:7:LEU:HD22	1.72	0.55
7:6E:3:ARG:HD3	7:6E:4:ARG:H	1.71	0.55
41:75:117:ASP:O	41:75:121:ILE:HG23	2.07	0.55
8:7E:49:GLU:HG2	8:7E:62:TYR:HE2	1.72	0.55
16:7I:20:VAL:HG12	16:7I:35:LYS:HZ1	1.71	0.55
9:82:43:ALA:HA	9:82:74:ILE:HD13	1.89	0.55
9:8E:18:PHE:HD2	9:8E:62:TYR:HD2	1.54	0.55
26:1H:2002:G:OP2	39:98:9:LYS:NZ	2.40	0.55
1:13:1320:C:N3	19:AI:36:ARG:HG3	2.22	0.55
47:D5:130:PRO:HA	47:D5:133:ILE:HD11	1.87	0.55
49:F5:29:GLY:O	49:F5:30:VAL:HG22	2.07	0.55
51:L8:9:VAL:HG22	51:L8:53:LEU:O	2.07	0.55
52:M8:13:ARG:NH2	52:M8:20:ASN:HB3	2.22	0.55
26:14:1771:C:O2'	26:14:1786:A:H8	1.89	0.54
26:14:2315:G:H2'	26:14:2316:C:C6	2.42	0.54
26:14:2557:G:H2'	26:14:2558:C:C6	2.41	0.54
26:14:273(C):C:H5'	26:14:273(D):C:OP2	2.06	0.54
26:1H:1731:G:H2'	26:1H:1732:A:C8	2.41	0.54
26:1H:1991:U:H2'	26:1H:1992:G:H5''	1.89	0.54
26:1H:2127:G:H2'	26:1H:2128:C:O4'	2.06	0.54
26:1H:582:G:H2'	26:1H:583:G:C8	2.41	0.54
23:2L:54:G:H2'	23:2L:55:5MU:H6	1.72	0.54
4:32:32:ALA:H	4:32:35:ARG:HE	1.54	0.54
31:39:15:SER:OG	31:39:16:GLY:N	2.40	0.54
24:3L:31:C:H5'	24:3L:32:C:OP2	2.07	0.54
32:49:94:LEU:HA	32:49:95:ARG:NH1	2.21	0.54
5:4E:111:GLU:HA	5:4E:115:VAL:HG23	1.89	0.54
6:52:61:LEU:HD23	6:52:63:TYR:OH	2.07	0.54
14:5I:15:LYS:HG3	14:5I:16:PHE:CD2	2.42	0.54
42:85:92:ARG:HG3	42:85:94:ASN:HB3	1.88	0.54
9:8E:50:LEU:HD11	9:8E:81:ILE:HG21	1.88	0.54
1:13:130:A:C5'	17:8I:63:ARG:HH12	2.18	0.54
20:BI:80:ARG:HD3	20:BI:81:LYS:H	1.72	0.54
48:E5:20:ARG:HH21	48:E5:24:LYS:HE3	1.72	0.54
44:E8:58:ALA:HB1	44:E8:64:MET:HB2	1.88	0.54

*Continued on next page...*

*Continued from previous page...*

Atom-1	Atom-2	Interatomic distance (Å)	Clash overlap (Å)
50:G5:4:SER:HA	50:G5:7:ARG:H	1.72	0.54
47:H8:4:ARG:NH1	47:H8:5:LEU:H	2.05	0.54
1:13:792:A:H4'	1:13:793:U:O5'	2.07	0.54
26:14:270(E):G:H2'	26:14:270(F):U:C6	2.42	0.54
26:14:2689:U:OP2	26:14:2719:G:N2	2.40	0.54
26:14:824:A:H1'	26:14:2358:G:N7	2.21	0.54
2:1E:238:LEU:HD22	2:1E:238:LEU:H	1.72	0.54
1:1G:6:G:H4'	1:1G:298:A:H4'	1.89	0.54
1:1G:826:C:H2'	1:1G:827:U:C6	2.42	0.54
26:1H:2593:U:H2'	26:1H:2594:C:H6	1.72	0.54
26:1H:2807:G:H3'	26:1H:2808:U:H5''	1.90	0.54
11:2A:29:ILE:HD13	11:2A:44:SER:HB2	1.89	0.54
11:2I:59:TYR:O	11:2I:63:LEU:HD12	2.07	0.54
13:4I:68:GLY:HA3	32:4I:115:ARG:NH2	2.22	0.54
5:42:31:LEU:HG	5:42:45:PHE:HB2	1.90	0.54
13:4A:59:TYR:O	13:4A:63:THR:OG1	2.14	0.54
13:4I:17:VAL:O	13:4I:20:THR:OG1	2.14	0.54
40:65:84:GLN:HA	40:65:110:LEU:CG	2.35	0.54
42:85:68:ALA:O	42:85:71:GLN:HG2	2.07	0.54
19:AI:33:THR:HG22	19:AI:49:ILE:HD11	1.89	0.54
48:E5:20:ARG:NH2	48:E5:24:LYS:HE3	2.22	0.54
47:H8:28:MET:HE2	47:H8:59:LEU:HD13	1.88	0.54
19:AA:41:VAL:HG23	52:I5:63:TYR:HB3	1.90	0.54
29:11:35:LYS:NZ	29:11:35:LYS:HB3	2.14	0.54
1:13:1308:U:OP1	13:4I:98:VAL:HG22	2.07	0.54
26:14:1999:C:H4'	26:14:2723:C:O2	2.07	0.54
26:14:833:U:O2	37:35:55:ARG:NH1	2.38	0.54
29:19:27:THR:HG22	29:19:29:PRO:O	2.07	0.54
2:1E:19:HIS:NE2	2:1E:206:ASP:HB2	2.22	0.54
1:1G:1324:A:H2'	1:1G:1325:C:C6	2.42	0.54
1:1G:998:G:H2'	1:1G:998(A):C:C6	2.42	0.54
26:1H:1230:C:H2'	26:1H:1231:G:H8	1.72	0.54
26:1H:1970:A:P	61:1H:3775:HOH:O	2.65	0.54
26:1H:249:C:O2	55:Q8:12:LYS:NZ	2.34	0.54
26:1H:2771:C:H2'	26:1H:2772:C:C6	2.42	0.54
26:1H:2849:U:H4'	26:1H:2868:A:C2	2.42	0.54
10:II:46:ARG:NH2	10:II:63:PHE:H	2.03	0.54
30:21:105:THR:HG23	30:21:166:THR:HG23	1.89	0.54
30:21:72:VAL:HG13	30:21:73:GLU:HA	1.90	0.54
11:2I:67:ASP:O	11:2I:71:LYS:HG2	2.06	0.54
7:6E:20:ASP:OD1	7:6E:23:VAL:HB	2.07	0.54

*Continued on next page...*

*Continued from previous page...*

Atom-1	Atom-2	Interatomic distance (Å)	Clash overlap (Å)
16:7A:37:GLY:HA3	16:7A:51:VAL:HA	1.88	0.54
42:85:92:ARG:HH21	43:95:10:LYS:HA	1.73	0.54
26:1H:18:C:H4'	42:C8:23:GLY:O	2.07	0.54
55:M5:15:LYS:HB3	61:M5:204:HOH:O	2.08	0.54
26:14:1678:G:H22	26:14:1989:G:H22	1.55	0.54
26:14:2468:G:H3'	26:14:2476:A:C2	2.43	0.54
35:15:128:HIS:HB2	35:15:129:PRO:HD2	1.90	0.54
1:1G:1402:C:H2'	1:1G:1403:C:O4'	2.08	0.54
26:1H:1001:A:H2'	26:1H:1002:G:O4'	2.08	0.54
26:1H:176:G:O2'	26:1H:177:G:H5'	2.07	0.54
26:1H:1939:U:OP1	26:1H:2604:U:O2'	2.21	0.54
26:1H:2592:G:C6	26:1H:2593:U:C4	2.96	0.54
26:14:2394:C:H5''	37:35:64:LYS:HD3	1.90	0.54
32:49:11:TYR:OH	32:49:16:ARG:NH2	2.38	0.54
5:4E:110:LEU:HD21	5:4E:118:ILE:HD13	1.88	0.54
13:4I:71:ARG:HA	13:4I:74:VAL:HG22	1.87	0.54
14:5A:4:LYS:O	14:5A:7:ILE:N	2.40	0.54
20:BI:86:ARG:HB2	20:BI:86:ARG:CZ	2.34	0.54
26:1H:581:C:OP1	42:C8:33:ARG:HG3	2.08	0.54
47:H8:128:VAL:HG13	47:H8:161:VAL:HG12	1.88	0.54
50:K8:51:ARG:H	50:K8:51:ARG:HH11	1.55	0.54
55:M5:22:VAL:O	55:M5:50:LEU:HB3	2.06	0.54
1:13:1323:G:H4'	1:13:1362(A):C:N3	2.23	0.54
26:14:1169:G:H1	26:14:1180:C:H42	1.53	0.54
26:14:1316:U:H2'	26:14:1317:A:H8	1.71	0.54
26:14:2415:G:H4'	37:35:67:MET:N	2.23	0.54
26:14:30:G:H2'	26:14:31:C:C6	2.42	0.54
27:16:73:A:C4	27:16:104:A:C2	2.96	0.54
2:1E:101:MET:HA	2:1E:108:ILE:HD12	1.90	0.54
2:1E:162:ILE:HG22	2:1E:184:VAL:HA	1.88	0.54
1:1G:973:G:H3'	14:5A:31:ARG:HH22	1.73	0.54
26:1H:2383:G:C2'	26:1H:2384:G:H5'	2.38	0.54
26:1H:2775:A:N6	61:1H:3695:HOH:O	2.39	0.54
4:32:108:LEU:HD21	4:32:183:GLY:HA3	1.89	0.54
4:32:70:ILE:HD13	4:32:75:PHE:HB2	1.89	0.54
31:39:6:VAL:HG23	31:39:124:LEU:HA	1.88	0.54
12:3A:24:VAL:HG13	12:3A:24:VAL:O	2.07	0.54
12:3A:59:ARG:HA	12:3A:65:GLU:H	1.71	0.54
13:4I:58:GLU:O	13:4I:62:ASN:ND2	2.28	0.54
1:1G:750:G:H1'	15:6A:22:THR:OG1	2.07	0.54
8:7E:36:LEU:HA	8:7E:39:LEU:HD12	1.88	0.54

*Continued on next page...*

*Continued from previous page...*

Atom-1	Atom-2	Interatomic distance (Å)	Clash overlap (Å)
42:85:84:LYS:HA	42:85:84:LYS:HZ2	1.72	0.54
18:9I:42:ARG:HB3	18:9I:42:ARG:NH1	2.22	0.54
46:C5:81:LYS:O	46:C5:81:LYS:NZ	2.37	0.54
43:D8:39:LEU:O	43:D8:40:LEU:HD12	2.07	0.54
44:E8:2:GLU:OE1	44:E8:72:LYS:NZ	2.31	0.54
47:H8:116:VAL:HG13	47:H8:146:ILE:HD13	1.89	0.54
52:I5:11:PRO:HB3	52:I5:25:TYR:CZ	2.43	0.54
55:M5:8:LYS:HB3	55:M5:12:LYS:HE3	1.88	0.54
29:11:70:TRP:CD1	29:11:70:TRP:C	2.80	0.54
2:12:132:LYS:O	2:12:136:VAL:HB	2.08	0.54
2:12:158:LEU:HD23	2:12:159:PRO:HD2	1.90	0.54
1:13:1177:G:O6	1:13:1178:G:N2	2.41	0.54
1:13:1378:C:OP2	1:13:1378:C:H3'	2.07	0.54
1:13:1497:G:C2'	1:13:1498:U:H5'	2.38	0.54
1:13:266:G:H5''	1:13:267:C:C5	2.42	0.54
1:13:342:C:C2	1:13:348:G:C2	2.95	0.54
26:14:2378:A:H5'	40:65:111:GLU:HG2	1.89	0.54
26:14:2472:G:H1	26:14:2477:C:P	2.31	0.54
26:14:2795:G:H4'	26:14:2798:C:C5	2.43	0.54
26:14:848:G:C4	26:14:933:A:H8	2.26	0.54
26:1H:1341:U:H4'	61:1H:3627:HOH:O	2.06	0.54
26:1H:2208:U:O2'	26:1H:2209:C:H5'	2.08	0.54
26:1H:273(E):U:H2'	26:1H:273(F):C:H5'	1.90	0.54
26:1H:28:A:OP2	61:1H:3752:HOH:O	2.18	0.54
26:1H:320:A:H2'	31:31:136:THR:HG21	1.89	0.54
26:1H:557:U:H2'	26:1H:558:G:H8	1.72	0.54
3:22:14:ILE:HG13	3:22:15:THR:H	1.72	0.54
30:29:26:ILE:HG22	30:29:28:ALA:N	2.23	0.54
26:1H:444:C:H4'	31:31:49:ALA:HB2	1.89	0.54
4:3E:154:ASN:OD1	4:3E:154:ASN:N	2.40	0.54
24:3K:56:C:H2'	24:3K:57:G:O4'	2.08	0.54
23:2L:57:C:H1'	32:49:76:SER:HB3	1.89	0.54
5:4E:131:ILE:O	5:4E:135:THR:HG23	2.08	0.54
7:62:65:ALA:O	7:62:69:VAL:HG23	2.08	0.54
15:6A:29:VAL:O	15:6A:33:THR:HG23	2.06	0.54
7:6E:115:ARG:O	7:6E:118:VAL:HG12	2.07	0.54
8:7E:24:THR:O	8:7E:61:VAL:HG22	2.07	0.54
48:E5:51:VAL:HG12	48:E5:81:VAL:HG23	1.89	0.54
46:G8:39:VAL:O	46:G8:42:VAL:HG22	2.08	0.54
55:Q8:33:ASN:OD1	55:Q8:36:LYS:NZ	2.26	0.54
1:13:649:G:H2'	1:13:650:G:H8	1.72	0.54

*Continued on next page...*

*Continued from previous page...*

Atom-1	Atom-2	Interatomic distance (Å)	Clash overlap (Å)
26:14:1386:C:H2'	26:14:1387:C:C6	2.43	0.54
26:14:7:G:H2'	26:14:8:A:C8	2.43	0.54
1:1G:1272:G:H2'	1:1G:1273:G:O4'	2.08	0.54
26:1H:106:C:H2'	26:1H:107:C:C6	2.43	0.54
26:1H:1165:U:H2'	26:1H:1166:C:H6	1.73	0.54
26:1H:635:C:O2'	26:1H:639:U:OP1	2.21	0.54
26:1H:64:A:O3'	45:F8:71:GLY:HA3	2.08	0.54
26:1H:994:C:O2	43:D8:10:LYS:HE3	2.08	0.54
31:39:53:THR:HG22	31:39:56:GLU:HG3	1.90	0.54
32:41:105:LYS:NZ	52:M8:26:SER:HB2	2.22	0.54
5:42:101:ILE:H	5:42:107:ARG:HH21	1.54	0.54
32:49:15:VAL:HG23	32:49:19:LEU:HD13	1.90	0.54
13:4I:60:VAL:HG12	13:4I:64:TRP:HZ3	1.73	0.54
39:55:106:GLY:O	39:55:107:ASP:HB3	2.07	0.54
40:65:14:VAL:HG11	40:65:90:GLY:O	2.08	0.54
34:69:111:PRO:C	34:69:112:LYS:HG3	2.28	0.54
7:6E:24:THR:HA	7:6E:27:ILE:HG22	1.90	0.54
16:7A:23:ASP:OD2	16:7A:25:ARG:NH1	2.41	0.54
1:13:267:C:OP1	17:8I:67:LYS:HG2	2.08	0.54
43:95:29:PRO:HA	43:95:61:VAL:HG11	1.90	0.54
61:14:3905:HOH:O	48:E5:14:ARG:HD3	2.08	0.54
2:12:47:THR:HA	2:12:50:GLU:CD	2.28	0.54
1:13:186(E):C:H42	1:13:191(B):G:H1	1.53	0.54
26:14:1359:A:H62	26:14:1372:U:H3	1.54	0.54
26:14:2320:A:H1'	26:14:2321:G:C6	2.43	0.54
26:14:769:G:O6	61:14:3636:HOH:O	2.15	0.54
10:1A:22:LYS:HZ1	10:1A:25:GLU:HB3	1.72	0.54
2:1E:100:GLY:HA2	2:1E:103:THR:OG1	2.07	0.54
1:1G:1070:U:H2'	1:1G:1071:C:H6	1.73	0.54
1:1G:1277:C:O2'	1:1G:1279:A:H1'	2.08	0.54
26:1H:2172:U:H5'	26:1H:2173:A:OP2	2.07	0.54
26:1H:2262:U:C2'	26:1H:2263:C:H5'	2.37	0.54
27:1J:60:C:H2'	27:1J:61:G:H8	1.73	0.54
3:22:138:VAL:HG12	3:22:151:VAL:HG23	1.89	0.54
30:29:52:LEU:HB3	30:29:76:ARG:NH1	2.22	0.54
11:2I:104:GLN:NE2	11:2I:104:GLN:O	2.36	0.54
3:2E:29:TYR:OH	14:5I:54:PRO:O	2.17	0.54
8:72:99:GLU:CB	8:72:100:ILE:HB	2.26	0.54
16:7I:74:LEU:HD21	16:7I:79:VAL:CB	2.37	0.54
38:88:135:ASP:O	38:88:138:ASP:N	2.33	0.54
46:C5:83:THR:HG22	46:C5:84:ARG:H	1.73	0.54

*Continued on next page...*

*Continued from previous page...*

Atom-1	Atom-2	Interatomic distance (Å)	Clash overlap (Å)
52:M8:25:TYR:CD1	52:M8:26:SER:HA	2.43	0.54
53:N8:35:GLU:HB2	53:N8:49:CYS:SG	2.48	0.54
26:14:1486:A:H2'	26:14:1487:G:H8	1.72	0.54
26:14:796:C:H2'	26:14:797:C:C6	2.43	0.54
1:1G:1060:C:O2'	10:1A:56:HIS:ND1	2.36	0.54
1:1G:1281:U:P	1:1G:1282:C:H41	2.31	0.54
1:1G:538:G:H5''	12:3A:114:LYS:HB2	1.90	0.54
26:1H:265:A:H1'	26:1H:266:G:O4'	2.08	0.54
26:1H:2712:U:H2'	26:1H:2714:G:H5''	1.90	0.54
26:1H:71:A:H2	45:F8:31:HIS:NE2	1.97	0.54
26:1H:783:A:H8	26:1H:784:A:H4'	1.71	0.54
3:22:58:GLU:HB2	3:22:65:ALA:HB3	1.90	0.54
26:14:2547:U:O2	36:25:23:ARG:NH2	2.40	0.54
3:2E:120:VAL:HG23	3:2E:198:VAL:HG11	1.89	0.54
4:32:163:GLU:OE2	4:32:166:LYS:NZ	2.41	0.54
4:32:24:GLU:OE2	4:32:24:GLU:N	2.41	0.54
12:3A:70:ILE:HG12	12:3A:100:ILE:HD12	1.90	0.54
4:3E:22:LYS:HB2	4:3E:25:ARG:HH21	1.73	0.54
24:3K:59:U:H3'	24:3K:60:C:C5'	2.37	0.54
38:45:28:ALA:HB1	38:45:29:PHE:CD1	2.42	0.54
32:49:114:ILE:CG1	32:49:117:PHE:HB2	2.38	0.54
32:49:60:LEU:HA	32:49:63:ILE:HG22	1.89	0.54
13:4A:58:GLU:O	13:4A:62:ASN:ND2	2.35	0.54
35:58:108:PRO:O	35:58:113:GLY:HA3	2.08	0.54
7:6E:42:ILE:HD12	7:6E:43:PHE:N	2.22	0.54
28:71:59:ARG:HE	28:71:164:ARG:HE	1.54	0.54
18:9A:84:LYS:CE	18:9A:85:LEU:H	2.21	0.54
45:B5:51:VAL:HA	45:B5:82:GLN:O	2.08	0.54
45:B5:53:LYS:HB3	45:B5:82:GLN:HB3	1.90	0.54
49:J8:86:SER:HA	49:J8:88:LYS:NZ	2.23	0.54
52:M8:13:ARG:HH22	52:M8:20:ASN:HB3	1.73	0.54
1:13:1125:U:C4	1:13:1126:U:C4	2.96	0.54
1:13:1159:U:O4'	1:13:1182:G:N2	2.40	0.54
1:13:114:U:H2'	1:13:115:G:C8	2.43	0.54
1:13:1347:G:HO2'	1:13:1373:G:H1	1.55	0.54
1:13:475:G:H2'	1:13:476:G:H8	1.73	0.54
26:14:479:A:H4'	26:14:480:A:OP1	2.07	0.54
1:1G:92:G:H2'	1:1G:93:U:O4'	2.08	0.54
26:1H:1332:G:N2	26:1H:1609:A:HO2'	2.06	0.54
26:1H:919:G:N2	26:1H:2269:A:OP2	2.40	0.54
26:1H:719:C:H2'	26:1H:720:C:C6	2.43	0.54

*Continued on next page...*



*Continued from previous page...*

Atom-1	Atom-2	Interatomic distance (Å)	Clash overlap (Å)
30:29:2:LYS:HE3	30:29:95:ILE:O	2.08	0.54
5:4E:152:ARG:HD3	8:7E:43:GLY:HA3	1.89	0.54
7:6E:62:PHE:HA	7:6E:124:LEU:HD22	1.89	0.54
28:71:20:TYR:HB2	28:71:223:ARG:O	2.07	0.54
28:71:13:LYS:NZ	28:71:31:GLU:OE2	2.35	0.54
38:88:66:ILE:CG1	38:88:67:ARG:H	2.20	0.54
40:A8:5:THR:CG2	40:A8:8:GLU:HG2	2.35	0.54
41:B8:12:SER:CB	41:B8:15:VAL:HG13	2.38	0.54
47:D5:30:ASN:HD22	47:D5:90:VAL:HG21	1.72	0.54
26:14:748:G:C8	44:A5:89:ALA:HB1	2.43	0.53
2:1E:63:MET:HB2	2:1E:225:ALA:HB1	1.90	0.53
1:1G:44:G:H2'	1:1G:45:U:O4'	2.08	0.53
1:1G:947:G:H2'	1:1G:948:C:O4'	2.09	0.53
26:1H:2273:A:H2'	26:1H:2274:A:C8	2.43	0.53
26:1H:2281:C:O2'	26:1H:2282:G:H5'	2.08	0.53
26:1H:818:G:OP2	61:1H:3753:HOH:O	2.19	0.53
3:22:22:TRP:HE1	3:22:57:ILE:CD1	2.21	0.53
31:31:34:TRP:HB2	37:78:6:LEU:HG	1.91	0.53
31:31:6:VAL:HG22	31:31:119:ARG:NE	2.22	0.53
4:32:25:ARG:NH1	4:32:25:ARG:O	2.41	0.53
37:35:79:ARG:HG3	37:35:110:TYR:CG	2.41	0.53
12:3A:39:VAL:HG13	12:3A:57:LYS:HD3	1.89	0.53
24:3K:5:G:H2'	24:3K:6:A:C8	2.44	0.53
13:4I:82:MET:C	13:4I:84:ILE:H	2.12	0.53
33:51:83:TYR:CZ	33:51:133:VAL:O	2.60	0.53
33:51:121:ILE:HA	33:51:134:SER:O	2.08	0.53
33:59:138:LYS:O	33:59:141:VAL:HG22	2.08	0.53
14:5I:33:VAL:HA	14:5I:40:CYS:HA	1.88	0.53
7:62:26:PHE:O	7:62:30:ILE:HG13	2.08	0.53
19:AI:3:ARG:NH2	19:AI:7:LYS:HE2	2.23	0.53
41:B8:12:SER:OG	41:B8:15:VAL:HG22	2.08	0.53
41:B8:65:LYS:HE3	41:B8:67:SER:HB2	1.89	0.53
20:BI:89:ARG:O	20:BI:93:GLU:N	2.37	0.53
43:D8:47:VAL:CG2	43:D8:48:GLY:N	2.69	0.53
51:H5:30:ARG:CG	51:H5:33:GLN:HB3	2.39	0.53
1:13:1126:U:C4	1:13:1127:G:C4	2.97	0.53
1:13:486:U:H2'	1:13:487:A:C8	2.43	0.53
26:14:1332:G:H5'	26:14:1332:G:C8	2.43	0.53
26:14:1412:A:H2'	26:14:1413:G:C8	2.44	0.53
26:14:2718:G:N7	61:14:3673:HOH:O	2.33	0.53
26:14:527:C:H4'	26:14:528:A:O5'	2.08	0.53

*Continued on next page...*

*Continued from previous page...*

Atom-1	Atom-2	Interatomic distance (Å)	Clash overlap (Å)
26:14:654(B):C:H2'	26:14:654(C):G:C8	2.43	0.53
1:1G:183:G:O5'	1:1G:183:G:H8	1.90	0.53
26:1H:1112:G:H4'	33:51:2:SER:CB	2.38	0.53
26:1H:2062:A:H62	26:1H:2503:A:H62	1.56	0.53
26:1H:2126:A:H1'	26:1H:2162:G:H21	1.73	0.53
26:1H:2444:G:OP1	31:31:67:GLN:NE2	2.41	0.53
26:1H:508:G:N3	26:1H:508:G:H5''	2.22	0.53
4:32:18:LYS:NZ	4:32:31:CYS:SG	2.80	0.53
37:35:107:LYS:HG3	37:35:107:LYS:O	2.07	0.53
31:39:20:LEU:HD23	31:39:203:GLN:OE1	2.08	0.53
32:41:114:ILE:HG23	32:41:115:ARG:O	2.09	0.53
33:51:64:LEU:O	33:51:68:THR:OG1	2.21	0.53
33:51:6:ARG:HD3	33:51:65:HIS:ND1	2.23	0.53
33:59:141:VAL:HG23	33:59:142:GLY:H	1.74	0.53
9:82:75:ASP:HA	9:82:78:LYS:HG2	1.90	0.53
9:8E:10:ARG:CZ	9:8E:75:ASP:HB2	2.39	0.53
9:8E:86:VAL:HA	9:8E:92:TYR:CZ	2.43	0.53
6:52:96:PRO:HB3	18:9A:30:ASP:CG	2.28	0.53
47:H8:103:ARG:NH2	47:H8:137:ILE:HB	2.23	0.53
52:M8:52:THR:HG1	52:M8:53:GLU:H	1.50	0.53
1:13:1101:A:H4'	1:13:1102:A:O5'	2.07	0.53
1:13:1150:U:H4'	10:1I:41:PRO:HG3	1.90	0.53
26:14:2052:G:O4'	30:29:142:GLY:HA3	2.09	0.53
26:14:96:G:H4'	50:G5:48:HIS:CE1	2.42	0.53
2:1E:16:HIS:NE2	2:1E:210:SER:O	2.41	0.53
1:1G:1101:A:H4'	1:1G:1102:A:O5'	2.08	0.53
26:1H:1756:G:H4'	26:1H:1758:G:O4'	2.07	0.53
26:1H:1864:U:H2'	26:1H:1869:G:H5''	1.90	0.53
26:1H:2068:U:H3	26:1H:2430:A:H2	1.50	0.53
26:1H:330:A:O2'	26:1H:331:A:C8	2.61	0.53
26:1H:671:C:OP1	37:78:42:SER:O	2.26	0.53
26:1H:852:G:O2'	26:1H:853:G:H5'	2.08	0.53
1:13:972:C:O3'	10:1I:57:LYS:HG3	2.07	0.53
10:1I:92:THR:OG1	10:1I:93:GLY:N	2.41	0.53
27:1J:49:C:OP2	40:65:30:ARG:NH1	2.42	0.53
24:3K:63:G:O4'	28:71:53:ARG:NH2	2.26	0.53
34:61:88:ILE:O	34:61:121:LYS:NZ	2.41	0.53
7:62:69:VAL:HG12	7:62:103:TRP:HE3	1.72	0.53
7:6E:38:LEU:O	7:6E:42:ILE:HG13	2.09	0.53
41:75:93:ARG:HH11	41:75:93:ARG:HG2	1.74	0.53
9:8E:92:TYR:O	9:8E:95:LYS:N	2.35	0.53

*Continued on next page...*

*Continued from previous page...*

Atom-1	Atom-2	Interatomic distance (Å)	Clash overlap (Å)
17:8I:45:HIS:CD2	17:8I:65:ILE:HG12	2.43	0.53
29:11:30:GLU:HB2	29:11:35:LYS:HE2	1.91	0.53
2:12:184:VAL:HG23	2:12:197:VAL:HA	1.91	0.53
1:13:413:G:H22	1:13:428:G:H1'	1.74	0.53
26:14:2019:A:N7	53:J5:9:LYS:HE3	2.23	0.53
21:1F:9:ARG:N	21:1F:9:ARG:HD2	2.23	0.53
1:1G:1024:G:OP1	1:1G:1024:G:H4'	2.07	0.53
1:1G:1171:G:H2'	1:1G:1172:C:C6	2.44	0.53
1:1G:527:G:O6	12:3A:49:ASN:ND2	2.39	0.53
26:1H:1174:A:H1'	26:1H:1178:C:N4	2.24	0.53
26:1H:2864:G:OP1	41:B8:119:LYS:HD2	2.08	0.53
3:22:18:TRP:CD1	3:22:18:TRP:N	2.76	0.53
3:2E:120:VAL:CG2	3:2E:198:VAL:HG11	2.38	0.53
13:4I:4:ILE:HD12	13:4I:5:ALA:O	2.07	0.53
28:71:7:TYR:HA	28:71:10:LEU:HB2	1.90	0.53
28:71:69:GLY:HA3	28:71:177:LYS:HG3	1.90	0.53
9:82:119:ALA:O	9:82:120:ARG:HB2	2.08	0.53
17:8A:94:ASN:O	17:8A:98:LEU:HD13	2.08	0.53
1:13:186:C:O3'	20:BI:82:SER:HB3	2.09	0.53
46:C5:76:CYS:O	46:C5:97:ARG:NH2	2.40	0.53
47:D5:43:GLU:O	47:D5:47:VAL:HG13	2.07	0.53
47:H8:139:VAL:HA	47:H8:155:LEU:HD11	1.90	0.53
26:1H:2331:G:H4'	48:I8:42:GLY:HA3	1.89	0.53
1:13:107:G:H2'	1:13:108:G:O4'	2.09	0.53
1:13:859:A:H2'	1:13:860:A:C8	2.44	0.53
26:14:1154:G:C5'	42:85:59:ARG:HH12	2.20	0.53
26:14:1203:G:H3'	26:14:1204:A:H5''	1.91	0.53
26:14:1217:C:OP1	42:85:15:LYS:HE2	2.08	0.53
26:14:2734:A:H1'	30:29:204:ALA:HB2	1.89	0.53
26:14:336:C:OP1	46:C5:83:THR:HG23	2.09	0.53
35:15:66:LYS:O	35:15:70:LYS:HB3	2.08	0.53
29:19:182:LEU:N	29:19:272:ALA:HB3	2.17	0.53
1:1G:1053:G:C5'	1:1G:1054:C:H3'	2.39	0.53
1:1G:54:C:N4	1:1G:353:A:OP2	2.42	0.53
26:1H:1257:C:H4'	31:31:83:PHE:CD1	2.44	0.53
26:1H:1843:C:H5'	29:11:253:GLN:OE1	2.08	0.53
3:2E:89:GLU:O	3:2E:93:LYS:N	2.39	0.53
4:32:209:ARG:CZ	4:32:209:ARG:N	2.71	0.53
26:14:2415:G:H4'	37:35:67:MET:H	1.73	0.53
32:41:143:GLU:OE1	52:M8:26:SER:OG	2.21	0.53
5:4E:110:LEU:HD22	5:4E:118:ILE:HG21	1.89	0.53

*Continued on next page...*

*Continued from previous page...*

Atom-1	Atom-2	Interatomic distance (Å)	Clash overlap (Å)
33:59:157:TYR:HA	33:59:170:ARG:NH2	2.23	0.53
7:62:16:LEU:HD21	9:82:45:ALA:HB2	1.91	0.53
38:88:58:PHE:C	38:88:59:ARG:HG3	2.28	0.53
17:8I:31:LEU:HD23	17:8I:32:TYR:CE1	2.44	0.53
47:H8:11:GLU:OE1	47:H8:36:LYS:HD3	2.08	0.53
47:H8:25:PRO:O	47:H8:85:HIS:HA	2.08	0.53
1:13:1316:G:N2	1:13:1318:A:H3'	2.24	0.53
26:14:1686:C:H2'	26:14:1687:G:O4'	2.09	0.53
1:1G:1108:G:H5'	3:22:176:HIS:CD2	2.38	0.53
1:1G:266:G:H5''	1:1G:267:C:C5	2.43	0.53
1:1G:458:C:H2'	1:1G:464:G:H8	1.73	0.53
1:1G:957:U:H1'	1:1G:960:U:H5	1.73	0.53
1:1G:957:U:O2'	1:1G:959:A:N7	2.33	0.53
26:1H:1230:C:H2'	26:1H:1231:G:C8	2.43	0.53
26:1H:1359:A:C2	26:1H:1372:U:O4	2.61	0.53
26:1H:2836:U:H2'	26:1H:2837:G:C8	2.44	0.53
26:1H:660:G:H21	37:78:12:ALA:HA	1.73	0.53
12:3A:59:ARG:CZ	12:3A:59:ARG:HB2	2.38	0.53
32:49:173:LEU:HB3	32:49:178:PHE:HZ	1.72	0.53
5:4E:37:ARG:NH1	5:4E:37:ARG:HB2	2.24	0.53
10:1A:65:LEU:HD12	14:5A:55:GLY:O	2.08	0.53
26:1H:2562:U:H1'	36:68:23:ARG:NE	2.22	0.53
7:6E:108:ALA:HA	7:6E:111:ARG:HD2	1.91	0.53
28:71:20:TYR:O	28:71:225:ASN:N	2.41	0.53
17:8A:67:LYS:HA	17:8A:70:ARG:NH1	2.24	0.53
46:C5:29:GLU:HG2	46:C5:30:VAL:N	2.24	0.53
47:D5:126:VAL:HG23	47:D5:163:LEU:HA	1.90	0.53
47:D5:77:ASP:OD1	47:D5:80:ARG:HD3	2.08	0.53
26:1H:1799:G:OP1	29:11:260:ARG:HD2	2.07	0.53
2:12:47:THR:HB	2:12:201:ILE:HG22	1.89	0.53
1:13:411:A:C5	1:13:413:G:H1'	2.43	0.53
26:14:1796:U:H2'	26:14:1797:C:C6	2.44	0.53
26:14:2360:A:H2'	26:14:2361:A:O4'	2.08	0.53
26:14:2772:C:H2'	26:14:2773:C:C6	2.44	0.53
29:19:130:ALA:HA	29:19:192:THR:HA	1.91	0.53
2:1E:7:VAL:HG11	2:1E:217:ARG:HH21	1.74	0.53
1:1G:1107:C:O5'	3:22:172:ARG:NH2	2.42	0.53
1:1G:1357:A:H2'	1:1G:1358:U:H5'	1.91	0.53
26:1H:1416:G:O2'	26:1H:1417:C:OP2	2.22	0.53
26:1H:2331:G:C4'	48:I8:42:GLY:HA3	2.39	0.53
26:1H:646:A:H2'	26:1H:647:G:O4'	2.08	0.53

*Continued on next page...*

*Continued from previous page...*

Atom-1	Atom-2	Interatomic distance (Å)	Clash overlap (Å)
3:22:87:LEU:HD12	3:22:88:ARG:HE	1.73	0.53
36:25:120:GLU:HG2	36:25:122:LEU:HG	1.91	0.53
11:2I:82:VAL:HG13	11:2I:108:ILE:HG23	1.91	0.53
4:32:31:CYS:HA	59:32:301:SF4:S2	2.49	0.53
24:3L:65:C:H2'	24:3L:66:A:H8	1.74	0.53
26:14:2304:G:H4'	32:49:133:LEU:HA	1.90	0.53
33:51:23:ARG:HH21	33:51:25:LYS:HD2	1.72	0.53
34:61:110:ASP:HB3	34:61:113:ARG:HH21	1.73	0.53
1:13:1423:G:P	36:68:49:ARG:HH22	2.32	0.53
15:6I:3:ILE:HG12	15:6I:38:ARG:HD2	1.90	0.53
16:7A:53:VAL:HB	16:7A:79:VAL:HG12	1.90	0.53
16:7A:75:ARG:NH1	16:7A:80:PHE:H	2.06	0.53
41:B8:58:ASN:C	41:B8:58:ASN:HD22	2.12	0.53
42:C8:85:LYS:H	42:C8:85:LYS:NZ	2.06	0.53
42:C8:88:ILE:C	42:C8:90:VAL:H	2.11	0.53
55:M5:23:VAL:HG12	55:M5:49:VAL:HG12	1.91	0.53
29:11:123:ALA:HB3	29:11:131:LEU:HG	1.91	0.53
29:11:273:ARG:HG2	29:11:273:ARG:O	2.08	0.53
1:13:1064:G:H4'	1:13:1065:U:OP1	2.09	0.53
1:13:1435:G:H2'	1:13:1436:U:C6	2.44	0.53
1:1G:1316:G:H2'	1:1G:1317:C:H5''	1.90	0.53
1:1G:683:G:H2'	1:1G:684:A:C8	2.44	0.53
26:1H:1899:G:H1	26:1H:1902:C:H41	1.56	0.53
26:1H:612:G:N2	26:1H:616:A:O2'	2.42	0.53
26:1H:70:G:H21	26:1H:71:A:N6	2.07	0.53
30:21:88:GLY:O	30:21:89:ASP:HB2	2.08	0.53
31:39:127:GLU:OE1	31:39:127:GLU:N	2.42	0.53
31:39:133:ASN:HA	31:39:162:LEU:HD13	1.91	0.53
4:3E:176:LEU:CD2	4:3E:183:GLY:HA2	2.37	0.53
24:3K:9:A:HO2'	24:3K:46:G:H8	1.55	0.53
5:42:89:ILE:HG12	5:42:135:THR:HG22	1.90	0.53
5:4E:122:GLU:OE1	5:4E:131:ILE:HD13	2.08	0.53
33:59:157:TYR:HA	33:59:170:ARG:CZ	2.39	0.53
40:65:85:VAL:H	40:65:110:LEU:CG	2.22	0.53
9:82:49:PRO:HD3	9:82:78:LYS:NZ	2.23	0.53
9:8E:50:LEU:HB3	9:8E:55:ALA:O	2.09	0.53
1:13:266:G:O3'	17:8I:67:LYS:HE3	2.09	0.53
41:B8:88:ILE:HD13	41:B8:91:ARG:HD3	1.90	0.53
46:C5:51:VAL:C	46:C5:53:PRO:HD3	2.29	0.53
51:H5:8:LEU:H	51:H5:30:ARG:NH2	2.01	0.53
26:14:2611:U:C4	53:J5:3:LYS:HG3	2.43	0.53

*Continued on next page...*

*Continued from previous page...*

Atom-1	Atom-2	Interatomic distance (Å)	Clash overlap (Å)
2:12:130:ARG:HH21	2:12:135:GLN:NE2	2.04	0.53
1:13:1028(A):C:N4	1:13:1029:G:N7	2.56	0.53
1:13:1219:U:OP1	14:5I:19:ARG:NH2	2.38	0.53
1:13:1266:G:N2	1:13:1270:C:N3	2.57	0.53
1:13:1399:C:H4'	1:13:1400:C:O5'	2.09	0.53
1:13:45:U:H2'	1:13:46:G:C8	2.44	0.53
26:14:140:A:H8	26:14:1408:C:HO2'	1.51	0.53
26:14:2238:G:N3	26:14:2238:G:H2'	2.24	0.53
10:1A:51:ARG:CG	10:1A:60:ARG:HA	2.39	0.53
2:1E:10:LEU:HD22	2:1E:217:ARG:HH22	1.74	0.53
1:1G:114:U:H2'	1:1G:115:G:C8	2.44	0.53
1:1G:607:A:H2'	1:1G:608:A:O4'	2.09	0.53
1:1G:661:G:H1	1:1G:744:C:H42	1.57	0.53
26:1H:1021:A:H62	26:1H:1141:U:H3	1.55	0.53
26:1H:2503:A:H4'	61:1H:3731:HOH:O	2.08	0.53
26:1H:783:A:C8	26:1H:784:A:H4'	2.44	0.53
3:2E:59:ARG:HA	3:2E:63:ASN:O	2.09	0.53
12:3A:18:VAL:O	12:3A:19:ARG:HD3	2.08	0.53
13:4I:34:LEU:HD11	13:4I:41:PRO:CA	2.37	0.53
35:58:130:HIS:C	35:58:134:ARG:HH12	2.12	0.53
33:59:44:VAL:HG22	33:59:51:ARG:H	1.72	0.53
1:13:1378:C:OP2	7:6E:6:ARG:CZ	2.56	0.53
15:6I:64:ARG:O	15:6I:68:ARG:HG2	2.09	0.53
8:72:20:TYR:HA	8:72:65:TYR:CZ	2.44	0.53
16:7A:43:LYS:HA	16:7A:48:TRP:HB3	1.90	0.53
8:7E:103:VAL:HG21	8:7E:110:ALA:HB2	1.91	0.53
43:95:7:THR:HG23	43:95:22:VAL:HG21	1.90	0.53
40:A8:93:LYS:HD2	40:A8:95:HIS:HB2	1.90	0.53
41:B8:111:ARG:HD2	41:B8:111:ARG:H	1.72	0.53
47:D5:8:TYR:CD1	47:D5:62:PRO:HG3	2.44	0.53
51:H5:18:ASP:OD1	51:H5:18:ASP:N	2.41	0.53
37:78:63:PRO:HB2	55:Q8:30:ARG:NH2	2.23	0.53
29:11:17:THR:CG2	29:11:204:ILE:HA	2.38	0.53
2:12:82:ARG:HG3	2:12:94:ASN:ND2	2.24	0.53
26:14:2356:C:H5'	48:E5:20:ARG:NE	2.24	0.53
26:14:2688:U:H5	26:14:2720:U:OP2	1.92	0.53
26:14:273:G:H1	26:14:364:C:H42	1.57	0.53
26:14:83:G:O6	61:14:3648:HOH:O	2.19	0.53
26:14:959:A:N6	26:14:960:A:N1	2.57	0.53
26:14:996:A:H4'	42:85:92:ARG:CZ	2.39	0.53
35:15:96:GLU:H	35:15:96:GLU:CD	2.12	0.53

*Continued on next page...*

*Continued from previous page...*

Atom-1	Atom-2	Interatomic distance (Å)	Clash overlap (Å)
2:1E:32:ILE:HD13	2:1E:40:HIS:HB3	1.90	0.53
26:1H:1050:A:N6	26:1H:1051:G:O6	2.41	0.53
26:1H:194:G:H2'	26:1H:195:A:O4'	2.08	0.53
15:6I:88:ARG:NH2	26:1H:714:U:OP2	2.41	0.53
3:22:32:LEU:O	3:22:36:ASP:HB2	2.09	0.53
1:1G:1422:G:O3'	36:25:49:ARG:NH2	2.41	0.53
23:2L:24:C:H2'	23:2L:25:U:H6	1.74	0.53
1:1G:490:G:OP1	4:32:132:ARG:NH2	2.42	0.53
31:39:170:LEU:HD22	31:39:172:TRP:HE1	1.73	0.53
31:39:49:ALA:O	31:39:92:PRO:HB2	2.09	0.53
5:4E:105:VAL:O	5:4E:109:ILE:HG23	2.09	0.53
39:55:57:ARG:HD2	39:55:59:ASP:OD2	2.08	0.53
34:69:125:GLU:OE1	34:69:141:LYS:HG3	2.09	0.53
30:29:9:VAL:O	41:75:3:ARG:HD2	2.09	0.53
16:7A:5:ARG:CZ	16:7A:6:LEU:N	2.65	0.53
38:88:137:TYR:HB3	47:H8:76:LEU:HD13	1.89	0.53
38:88:140:ALA:O	38:88:141:GLN:HG2	2.09	0.53
20:BI:74:LYS:HB3	20:BI:75:ASN:OD1	2.08	0.53
49:F5:67:ILE:O	49:F5:70:VAL:HG13	2.09	0.53
51:H5:30:ARG:HG2	51:H5:31:LEU:O	2.09	0.53
52:I5:22:ILE:HG12	52:I5:23:GLU:H	1.74	0.53
26:1H:2331:G:O3'	48:I8:43:THR:HG22	2.09	0.53
2:12:28:PHE:CZ	2:12:189:ASP:HA	2.44	0.52
1:13:322:C:O2'	20:BI:23:ARG:NH2	2.42	0.52
1:13:345:C:H4'	1:13:346:G:C5	2.44	0.52
1:13:690:G:H2'	1:13:691:G:O4'	2.09	0.52
26:14:2207:C:O2'	29:19:151:LYS:NZ	2.40	0.52
26:14:289:A:H3'	26:14:290:G:H8	1.74	0.52
26:14:603:A:H8	26:14:604:G:H1'	1.74	0.52
27:16:30:C:H2'	27:16:31:C:H5'	1.91	0.52
21:1B:6:ARG:HA	21:1B:15:ARG:NH2	2.24	0.52
26:1H:1512:G:H2'	26:1H:1513:C:C6	2.44	0.52
35:58:132:ALA:O	35:58:134:ARG:NH1	2.42	0.52
33:59:146:ALA:O	33:59:150:ALA:N	2.28	0.52
7:62:36:LYS:HA	7:62:39:ALA:HB3	1.91	0.52
38:88:138:ASP:N	38:88:138:ASP:OD1	2.41	0.52
9:8E:3:GLN:HG3	9:8E:4:TYR:N	2.23	0.52
17:8I:81:ARG:HB3	17:8I:81:ARG:NH1	2.24	0.52
42:C8:96:ALA:O	42:C8:100:VAL:HG23	2.09	0.52
47:D5:4:ARG:NH2	47:D5:59:LEU:H	2.06	0.52
43:D8:76:LYS:HB2	43:D8:81:TYR:HB3	1.91	0.52

*Continued on next page...*

*Continued from previous page...*

Atom-1	Atom-2	Interatomic distance (Å)	Clash overlap (Å)
46:G8:89:PHE:CD1	46:G8:90:LEU:N	2.77	0.52
52:I5:56:VAL:HG23	52:I5:60:GLN:HE22	1.75	0.52
1:13:486:U:H2'	1:13:487:A:H8	1.74	0.52
1:13:953:G:H2'	1:13:954:G:O4'	2.08	0.52
26:14:1899:G:H21	26:14:1902:C:H41	1.54	0.52
26:14:528:A:C2	26:14:2043:C:H4'	2.44	0.52
26:14:525:U:H5''	26:14:556:G:H5'	1.91	0.52
26:14:720:C:H2'	26:14:721:C:C6	2.44	0.52
2:1E:18:GLY:HA3	2:1E:41:ILE:HA	1.91	0.52
1:1G:978:A:H1'	1:1G:1322:C:C4	2.45	0.52
1:1G:952:U:H4'	1:1G:964:A:N1	2.25	0.52
26:1H:2685:G:O6	61:1H:3749:HOH:O	2.17	0.52
30:29:117:MET:HE1	30:29:136:ARG:CB	2.39	0.52
1:13:718:G:C8	11:2I:116:HIS:HB3	2.45	0.52
4:3E:22:LYS:HD2	4:3E:25:ARG:HE	1.73	0.52
12:3I:17:LYS:HD3	12:3I:18:VAL:H	1.74	0.52
32:49:173:LEU:HD13	32:49:178:PHE:HZ	1.74	0.52
33:59:27:LYS:HG2	33:59:32:GLU:HB2	1.91	0.52
7:62:142:GLU:N	7:62:142:GLU:OE1	2.42	0.52
40:65:5:THR:OG1	40:65:8:GLU:HG3	2.09	0.52
26:1H:637:A:H2'	37:78:117:GLU:OE1	2.09	0.52
9:82:10:ARG:CZ	9:82:10:ARG:HA	2.38	0.52
17:8I:45:HIS:HB2	17:8I:65:ILE:HD13	1.91	0.52
42:C8:102:GLU:OE2	43:D8:13:ARG:NH2	2.42	0.52
43:D8:37:VAL:O	43:D8:38:LEU:HD22	2.08	0.52
50:K8:64:LEU:HD11	50:K8:68:ARG:NH1	2.24	0.52
26:1H:764:A:H2	29:11:219:PRO:HG3	1.74	0.52
1:13:1278:U:H5'	1:13:1279:A:O4'	2.08	0.52
26:14:2593:U:H2'	26:14:2594:C:C6	2.45	0.52
26:14:34:C:O2'	26:14:35:G:H8	1.92	0.52
26:14:80:G:N7	61:14:3701:HOH:O	2.34	0.52
27:16:10:C:H4'	61:16:313:HOH:O	2.09	0.52
2:1E:100:GLY:O	2:1E:102:LEU:N	2.42	0.52
1:1G:1181:G:C2	1:1G:1182:G:H1'	2.45	0.52
1:1G:1240:U:H4'	1:1G:1241:G:OP2	2.08	0.52
1:1G:772:U:H2'	1:1G:773:G:O4'	2.10	0.52
3:2E:17:ASP:O	3:2E:54:ARG:NH2	2.41	0.52
11:2I:79:SER:HB2	11:2I:104:GLN:NE2	2.25	0.52
32:49:63:ILE:HG23	32:49:64:THR:HG23	1.90	0.52
35:58:42:TRP:HA	35:58:48:MET:SD	2.48	0.52
14:5I:3:ARG:O	14:5I:6:LEU:N	2.42	0.52

*Continued on next page...*



*Continued from previous page...*

Atom-1	Atom-2	Interatomic distance (Å)	Clash overlap (Å)
34:61:62:LYS:HA	34:61:133:HIS:HE1	1.74	0.52
28:71:166:ASP:OD1	28:71:169:GLY:N	2.43	0.52
28:79:43:VAL:HG11	28:79:222:VAL:HG11	1.91	0.52
16:7A:6:LEU:HD23	16:7A:19:ILE:HG23	1.92	0.52
1:13:468:A:H4'	16:7I:80:PHE:CD1	2.44	0.52
42:85:98:LEU:HA	42:85:100:VAL:O	2.08	0.52
17:8I:17:LYS:HB3	17:8I:17:LYS:HZ3	1.73	0.52
26:1H:2378:A:H4'	40:A8:23:ARG:NH1	2.25	0.52
46:G8:42:VAL:HG23	46:G8:43:ASN:H	1.73	0.52
47:H8:103:ARG:HH12	47:H8:137:ILE:HG13	1.73	0.52
13:4A:57:ARG:NH2	52:I5:17:GLY:O	2.39	0.52
55:M5:53:PRO:O	55:M5:57:ARG:HG3	2.09	0.52
29:11:5:LYS:NZ	29:11:16:MET:O	2.40	0.52
26:14:1009:A:OP1	35:15:37:LYS:NZ	2.42	0.52
2:1E:154:LEU:O	2:1E:155:LEU:HB2	2.09	0.52
2:1E:18:GLY:N	2:1E:42:ILE:HG22	2.17	0.52
26:1H:2131:G:H1'	26:1H:2158:A:C6	2.44	0.52
26:1H:602:G:HO2'	26:1H:604:G:HO2'	1.56	0.52
27:1J:11:C:OP2	27:1J:12:C:N4	2.31	0.52
3:22:38:ARG:HH12	3:22:42:LEU:HD23	1.75	0.52
4:32:108:LEU:HD13	4:32:174:LEU:HG	1.91	0.52
26:14:871:U:OP1	38:45:5:ARG:HD3	2.09	0.52
40:65:64:GLU:OE2	40:65:65:VAL:HG13	2.09	0.52
41:75:7:ILE:O	41:75:10:VAL:HG22	2.09	0.52
49:F5:19:GLN:HB2	49:F5:35:THR:O	2.09	0.52
52:I5:3:GLU:O	52:I5:3:GLU:HG2	2.10	0.52
1:13:376:G:O2'	16:7I:28:ARG:HG2	2.10	0.52
1:13:960:U:O4	19:AI:78:ARG:NE	2.42	0.52
26:14:1036:G:H2'	26:14:1037:G:O4'	2.10	0.52
26:14:1372:U:H2'	26:14:1373:A:O4'	2.10	0.52
26:14:140:A:C8	26:14:1408:C:O2'	2.63	0.52
26:14:67:U:H2'	26:14:68:G:H8	1.74	0.52
26:14:558:G:H5'	35:15:112:LEU:HD22	1.91	0.52
35:15:91:LEU:O	35:15:95:PRO:HB3	2.10	0.52
2:1E:109:SER:HB3	2:1E:156:LYS:HZ2	1.74	0.52
1:1G:413:G:O2'	1:1G:414:A:OP2	2.27	0.52
26:1H:155:C:H5'	26:1H:161:U:OP2	2.10	0.52
26:1H:49:A:N7	26:1H:120:U:C5	2.60	0.52
36:25:113:LYS:HD2	36:25:113:LYS:H	1.75	0.52
36:25:68:GLU:CD	36:25:68:GLU:H	2.12	0.52
4:3E:43:HIS:HA	4:3E:46:LYS:NZ	2.25	0.52

*Continued on next page...*

*Continued from previous page...*

Atom-1	Atom-2	Interatomic distance (Å)	Clash overlap (Å)
24:3K:28:C:H2'	24:3K:29:U:C6	2.44	0.52
24:3K:9:A:H3'	24:3K:10:G:C8	2.44	0.52
5:42:89:ILE:HG21	5:42:135:THR:HA	1.91	0.52
6:52:33:TYR:CE1	6:52:78:GLU:HG3	2.45	0.52
33:59:109:PHE:HZ	33:59:152:ARG:NE	2.07	0.52
6:5E:96:PRO:HB3	18:9I:30:ASP:OD2	2.10	0.52
38:88:59:ARG:HD2	38:88:61:GLY:CA	2.40	0.52
18:9I:32:ARG:HA	18:9I:69:THR:HG21	1.91	0.52
45:F8:35:THR:CG2	45:F8:38:GLU:H	2.23	0.52
46:G8:9:LYS:HA	46:G8:27:VAL:HG22	1.90	0.52
46:G8:94:LYS:O	46:G8:96:ILE:HG22	2.09	0.52
32:41:67:LYS:H	52:M8:6:HIS:CE1	2.27	0.52
2:12:97:TRP:CH2	2:12:101:MET:HG3	2.45	0.52
1:13:1164:G:C6	1:13:1165:C:C4	2.97	0.52
1:13:136:C:H42	1:13:227:G:H1	1.57	0.52
26:14:2441:C:O2'	26:14:2442:C:H5'	2.10	0.52
26:14:2688:U:H1'	26:14:2721:A:N6	2.25	0.52
27:16:15:A:H5'	27:16:16:G:C8	2.44	0.52
1:1G:972:C:O3'	10:1A:57:LYS:HE3	2.10	0.52
1:1G:1095:U:H5''	1:1G:1109:C:O2	2.10	0.52
26:1H:1049:C:H42	33:51:3:ARG:CZ	2.22	0.52
10:1I:11:PHE:CE1	10:1I:67:THR:HG22	2.43	0.52
3:22:174:PRO:HB2	3:22:177:THR:HG23	1.92	0.52
33:59:140:LYS:HA	33:59:143:GLN:CD	2.29	0.52
6:5E:87:ARG:NH1	18:9I:75:ILE:O	2.42	0.52
26:14:2295:C:OP1	40:65:10:ARG:NH1	2.43	0.52
7:6E:26:PHE:CE2	7:6E:120:ILE:HD11	2.44	0.52
7:6E:5:ARG:HG2	7:6E:7:ALA:H	1.75	0.52
16:7I:14:ASN:HD22	16:7I:42:ARG:HH21	1.58	0.52
9:82:10:ARG:HA	9:82:10:ARG:NE	2.25	0.52
39:98:104:ARG:NH2	39:98:107:ASP:OD2	2.39	0.52
19:AI:31:ILE:HG23	19:AI:49:ILE:HA	1.92	0.52
26:14:302:C:O5'	46:C5:81:LYS:HE3	2.09	0.52
43:D8:21:ARG:HD2	43:D8:91:TYR:CE1	2.44	0.52
45:F8:60:ARG:HD2	45:F8:75:ASP:OD1	2.10	0.52
51:H5:30:ARG:HD2	51:H5:33:GLN:CD	2.30	0.52
51:H5:7:LYS:HZ1	51:H5:33:GLN:C	2.13	0.52
50:K8:4:SER:HA	50:K8:6:VAL:HG13	1.91	0.52
55:M5:40:GLU:HA	55:M5:43:GLN:HB2	1.90	0.52
2:12:142:LEU:HD13	2:12:146:GLN:NE2	2.25	0.52
1:13:474:G:H5''	16:7I:81:ARG:CZ	2.40	0.52

*Continued on next page...*

*Continued from previous page...*

Atom-1	Atom-2	Interatomic distance (Å)	Clash overlap (Å)
1:13:819:A:H4'	1:13:820:U:OP2	2.08	0.52
26:14:1464:C:HO2'	26:14:1528:A:H8	1.55	0.52
26:14:1536:A:C8	26:14:1537:C:H1'	2.45	0.52
26:14:1758:G:C2	26:14:2696:U:H5'	2.45	0.52
26:14:2129:C:H5''	26:14:2130:U:C5	2.45	0.52
26:14:2324:C:H5''	26:14:2325:G:H5'	1.92	0.52
24:3L:76:A:H8	26:14:2394:C:H42	1.58	0.52
26:14:1789:A:OP2	29:19:222:ARG:NH1	2.41	0.52
29:19:5:LYS:HD2	29:19:6:PHE:N	2.24	0.52
26:1H:1036:G:OP2	33:51:59:ARG:NE	2.43	0.52
26:1H:1332:G:N2	26:1H:1609:A:O2'	2.42	0.52
26:1H:1338:G:N7	45:F8:62:LYS:NZ	2.53	0.52
26:1H:139:G:N3	26:1H:141:A:N1	2.58	0.52
26:1H:2129:C:H5''	28:71:6:ARG:NH2	2.25	0.52
26:1H:270(I):G:H1	26:1H:270(Q):C:H42	1.58	0.52
30:29:128:SER:OG	30:29:129:HIS:N	2.42	0.52
3:2E:16:ARG:NH1	3:2E:183:ASP:OD1	2.43	0.52
3:2E:74:GLY:C	3:2E:83:ARG:HH22	2.13	0.52
26:14:666:G:H5''	37:35:47:ASP:O	2.08	0.52
31:39:157:VAL:HG11	31:39:181:LEU:HD13	1.92	0.52
32:41:137:GLU:HG2	32:41:140:ILE:HD12	1.92	0.52
38:45:37:LEU:HD21	38:45:130:LYS:HE2	1.90	0.52
32:49:48:GLU:OE1	32:49:49:ASP:HB2	2.10	0.52
13:4I:48:LEU:CD1	13:4I:53:VAL:HG12	2.40	0.52
6:52:74:ASP:N	6:52:74:ASP:OD1	2.43	0.52
39:55:57:ARG:HH11	39:55:59:ASP:CG	2.13	0.52
14:5I:29:ARG:NH2	14:5I:40:CYS:H	2.08	0.52
26:14:1154:G:H5''	42:85:59:ARG:HH12	1.74	0.52
9:8E:10:ARG:NH2	9:8E:75:ASP:H	2.07	0.52
26:1H:2820:A:P	39:98:2:ARG:HH22	2.32	0.52
18:9A:30:ASP:OD2	61:9A:201:HOH:O	2.19	0.52
40:A8:25:ARG:NH1	40:A8:42:ASP:OD1	2.38	0.52
19:AA:13:ASP:O	19:AA:16:LEU:HG	2.10	0.52
20:BI:80:ARG:HH11	20:BI:81:LYS:HB3	1.75	0.52
47:D5:69:THR:HB	47:D5:88:PHE:HB3	1.92	0.52
43:D8:37:VAL:HG22	43:D8:52:VAL:O	2.10	0.52
26:1H:2228:G:OP1	29:11:261:LYS:NZ	2.42	0.52
1:13:1074:G:O2'	1:13:1101:A:N1	2.35	0.52
1:13:7:G:H5'	1:13:298:A:O4'	2.08	0.52
26:14:2125:G:H21	26:14:2173:A:N6	2.07	0.52
26:14:287:C:H2'	26:14:288:C:H6	1.75	0.52

*Continued on next page...*

*Continued from previous page...*

Atom-1	Atom-2	Interatomic distance (Å)	Clash overlap (Å)
1:1G:652:U:H1'	1:1G:653:A:H2	1.74	0.52
26:1H:1111:A:N3	26:1H:1112:G:H1'	2.24	0.52
26:1H:479:A:N3	26:1H:481:G:H5''	2.24	0.52
1:13:1152:A:H4'	10:1I:13:HIS:CD2	2.45	0.52
27:1J:15:A:H5'	27:1J:16:G:H8	1.74	0.52
27:1J:73:A:C4	27:1J:104:A:C2	2.98	0.52
26:14:38:A:H1'	31:39:48:THR:HB	1.91	0.52
4:3E:176:LEU:HD21	4:3E:183:GLY:CA	2.39	0.52
32:49:143:GLU:O	52:15:28:LYS:HE2	2.10	0.52
25:4L:22:A:N6	61:4L:206:HOH:O	2.41	0.52
6:5E:8:ILE:HD11	6:5E:79:LEU:HD23	1.92	0.52
7:6E:5:ARG:O	7:6E:5:ARG:NE	2.43	0.52
41:75:91:ARG:HB2	41:75:121:ILE:HG22	1.91	0.52
41:75:124:ASP:O	41:75:128:GLU:HB2	2.09	0.52
19:AI:13:ASP:HA	19:AI:16:LEU:CD2	2.39	0.52
44:E8:35:ILE:O	44:E8:39:THR:HG22	2.10	0.52
50:G5:4:SER:H	50:G5:6:VAL:HG13	1.74	0.52
26:1H:483:A:H5''	46:G8:50:ARG:HE	1.75	0.52
51:L8:26:LEU:HB2	51:L8:28:LEU:HD12	1.91	0.52
51:L8:43:ILE:O	51:L8:47:VAL:HG23	2.10	0.52
29:11:17:THR:HG22	29:11:205:VAL:H	1.75	0.52
1:13:130:A:N3	1:13:263:A:O2'	2.39	0.52
26:14:307:G:N2	26:14:309:G:H3'	2.25	0.52
26:14:324:A:OP1	31:39:168:ARG:NH2	2.43	0.52
35:15:112:LEU:O	35:15:115:ARG:NE	2.42	0.52
27:16:94:C:H2'	27:16:95:U:H6	1.74	0.52
10:1A:15:THR:O	10:1A:19:SER:OG	2.28	0.52
1:1G:108:G:H5'	1:1G:109:A:C5'	2.39	0.52
1:1G:691:G:H1	11:2A:51:LYS:NZ	2.07	0.52
26:1H:270(L):U:N1	34:61:50:ARG:HG2	2.25	0.52
26:1H:270(K):C:O2'	26:1H:270(N):G:N2	2.43	0.52
26:1H:994:C:OP1	42:C8:53:ARG:NH2	2.43	0.52
3:2E:58:GLU:H	3:2E:65:ALA:HB3	1.74	0.52
1:1G:490:G:P	4:32:132:ARG:HH22	2.32	0.52
31:39:163:VAL:O	31:39:167:ALA:HB2	2.10	0.52
14:5A:3:ARG:CZ	14:5A:4:LYS:HZ1	2.22	0.52
28:79:200:LYS:NZ	28:79:208:PHE:HD2	2.08	0.52
9:8E:83:ARG:CA	9:8E:86:VAL:HB	2.36	0.52
44:A5:13:SER:HB3	44:A5:16:LYS:HD2	1.91	0.52
36:68:80:ASP:HB2	41:B8:70:VAL:HG23	1.91	0.52
26:14:302:C:OP1	46:C5:81:LYS:NZ	2.43	0.52

*Continued on next page...*

*Continued from previous page...*

Atom-1	Atom-2	Interatomic distance (Å)	Clash overlap (Å)
2:12:104:ASN:HB3	2:12:108:ILE:HG23	1.92	0.52
1:13:1262:C:H2'	1:13:1263:C:C6	2.45	0.52
1:13:1349:A:H2'	1:13:1350:A:H8	1.75	0.52
1:13:186(C):G:H2'	1:13:186(D):C:C6	2.45	0.52
1:13:438:G:H4'	4:3E:123:HIS:CD2	2.45	0.52
1:13:947:G:H2'	1:13:948:C:O4'	2.10	0.52
26:14:550:G:O2'	26:14:1220:A:N3	2.37	0.52
26:14:2131:G:H5''	26:14:2133:G:H4'	1.91	0.52
26:14:270(B):A:N7	26:14:270(X):G:N2	2.57	0.52
10:1A:51:ARG:HH22	10:1A:56:HIS:HB2	1.75	0.52
26:1H:1188:U:C4'	43:D8:79:VAL:HG22	2.40	0.52
26:1H:1316:U:H2'	26:1H:1317:A:H8	1.74	0.52
30:29:23:VAL:O	30:29:24:THR:HG22	2.10	0.52
32:41:165:THR:OG1	32:41:168:GLU:HG3	2.10	0.52
1:1G:1059:C:O3'	14:5A:45:ARG:NH2	2.43	0.52
15:6I:56:LEU:O	15:6I:60:VAL:HG12	2.09	0.52
26:1H:2125:G:H5'	28:7I:40:THR:HG21	1.91	0.52
28:79:46:LYS:H	28:79:46:LYS:HD2	1.72	0.52
16:7I:18:ARG:NH1	16:7I:38:TYR:HA	2.24	0.52
9:82:102:LEU:O	9:82:103:THR:OG1	2.26	0.52
9:8E:28:VAL:HA	9:8E:63:ILE:O	2.09	0.52
41:B8:12:SER:HA	41:B8:14:TYR:N	2.22	0.52
26:14:84:A:H3'	46:C5:8:LYS:HD2	1.90	0.52
29:11:35:LYS:HZ3	29:11:63:ARG:HA	1.75	0.51
1:13:1034:G:O2'	1:13:1035:A:H5'	2.10	0.51
1:13:1379:G:OP2	7:6E:6:ARG:HD3	2.10	0.51
1:13:1392:G:H21	1:13:1502:A:H8	1.58	0.51
1:13:685:G:O2'	1:13:686:U:H5'	2.10	0.51
26:14:1570:A:H2'	26:14:1571:A:C8	2.45	0.51
26:14:2131:G:N2	26:14:2157:G:O2'	2.37	0.51
26:14:2475:C:H3'	26:14:2476:A:H5''	1.91	0.51
1:1G:1413:A:H2'	1:1G:1414:U:O4'	2.09	0.51
1:1G:328:C:H4'	1:1G:329:A:C5'	2.40	0.51
1:1G:838:G:HO2'	1:1G:841:U:H5	1.57	0.51
26:1H:1348:G:C2'	26:1H:1349:A:H5''	2.40	0.51
26:1H:1388:G:O2'	26:1H:1389:G:H5'	2.10	0.51
3:22:44:GLU:HA	3:22:47:LEU:HB3	1.92	0.51
26:14:2684:U:H1'	36:25:70:LYS:HZ1	1.75	0.51
11:2I:18:ARG:HG3	11:2I:33:THR:OG1	2.10	0.51
31:39:123:LEU:O	31:39:125:LEU:N	2.39	0.51
13:4I:15:VAL:HG22	13:4I:43:THR:O	2.09	0.51

*Continued on next page...*

*Continued from previous page...*

Atom-1	Atom-2	Interatomic distance (Å)	Clash overlap (Å)
6:52:11:ASN:O	6:52:14:LEU:HD22	2.10	0.51
33:59:63:SER:O	33:59:67:LEU:HD23	2.09	0.51
3:2E:6:HIS:CD2	14:5I:49:HIS:HB3	2.45	0.51
8:72:103:VAL:HG11	8:72:136:GLU:HB2	1.91	0.51
17:8I:67:LYS:O	17:8I:68:ARG:HB3	2.10	0.51
40:A8:88:ASP:O	40:A8:89:ARG:HB3	2.10	0.51
19:AA:20:LEU:HD12	19:AA:21:GLU:HB3	1.92	0.51
19:AA:40:ILE:HD13	19:AA:69:HIS:O	2.10	0.51
19:AI:8:GLY:HA3	19:AI:9:VAL:CG1	2.35	0.51
44:E8:92:ARG:CZ	44:E8:92:ARG:HB2	2.40	0.51
51:H5:7:LYS:HZ3	51:H5:34:GLU:HA	1.74	0.51
2:12:71:VAL:CG2	2:12:164:VAL:HA	2.41	0.51
2:12:166:ASP:OD2	2:12:169:LYS:HG3	2.11	0.51
1:13:8:A:H62	4:3E:208:SER:HB3	1.75	0.51
26:14:1147:C:H2'	26:14:1148:A:H8	1.75	0.51
26:14:2162:G:O2'	26:14:2173:A:OP1	2.27	0.51
26:14:2784:C:H1'	30:29:37:ARG:HH21	1.75	0.51
26:14:34:C:HO2'	26:14:35:G:H8	1.57	0.51
26:14:634:C:H2'	26:14:635:C:C6	2.45	0.51
26:14:847:U:OP2	61:14:3630:HOH:O	2.18	0.51
26:14:994:C:OP2	42:85:54:LYS:NZ	2.42	0.51
27:16:78:A:C2	27:16:99:A:C4	2.99	0.51
2:1E:88:ALA:HB2	2:1E:219:VAL:CG2	2.40	0.51
1:1G:1259:C:O2'	1:1G:1283:G:N2	2.33	0.51
1:1G:730:G:C5	1:1G:731:G:H1'	2.45	0.51
26:1H:2392:A:H2	26:1H:2424:C:N4	2.07	0.51
26:1H:404:C:O2'	26:1H:405:U:OP2	2.20	0.51
56:1L:76:A:H2'	26:14:2584:U:H1'	1.92	0.51
31:31:48:THR:O	31:31:48:THR:HG22	2.10	0.51
37:35:83:VAL:HG12	37:35:112:LEU:HD11	1.91	0.51
13:4A:60:VAL:HG23	13:4A:64:TRP:CZ3	2.44	0.51
13:4I:97:PRO:HD3	13:4I:110:ARG:HB3	1.92	0.51
33:51:170:ARG:CZ	33:51:170:ARG:HB2	2.38	0.51
33:51:5:GLY:HA2	33:51:8:PRO:HD2	1.92	0.51
34:69:76:THR:HG23	34:69:77:LEU:N	2.24	0.51
28:79:171:ILE:HG12	28:79:172:HIS:H	1.75	0.51
46:C5:29:GLU:OE1	46:C5:38:ILE:HG23	2.11	0.51
29:11:12:SER:O	29:11:16:MET:HB2	2.10	0.51
2:12:70:PHE:HB3	2:12:163:PHE:O	2.09	0.51
26:14:2228:G:O6	61:14:3639:HOH:O	2.16	0.51
26:14:646:A:H2'	26:14:647:G:O4'	2.10	0.51

*Continued on next page...*

*Continued from previous page...*

Atom-1	Atom-2	Interatomic distance (Å)	Clash overlap (Å)
29:19:39:LYS:HG3	29:19:40:THR:N	2.22	0.51
1:1G:1063:C:OP2	1:1G:1064:G:O2'	2.27	0.51
1:1G:1151:A:O2'	1:1G:1152:A:O5'	2.29	0.51
1:1G:157:G:H1	1:1G:164:U:H3	1.58	0.51
26:1H:1538:G:H2'	26:1H:1539:G:C8	2.45	0.51
26:1H:1754:C:OP1	41:B8:96:ARG:NH1	2.38	0.51
26:1H:2137:C:O2'	26:1H:2155:G:N2	2.44	0.51
26:1H:2749:A:OP2	33:51:4:ILE:HD11	2.10	0.51
37:35:107:LYS:O	37:35:109:GLY:N	2.35	0.51
38:45:40:ALA:HB2	38:45:127:ILE:HD13	1.92	0.51
1:13:926:G:HO2'	25:4K:12:A:N6	2.07	0.51
27:1J:9:G:OP1	40:65:25:ARG:NH2	2.42	0.51
34:69:92:VAL:HG22	34:69:120:ILE:HB	1.92	0.51
8:7E:73:ASP:OD1	8:7E:75:ARG:NE	2.40	0.51
9:82:89:ASN:O	9:82:93:ARG:NH2	2.43	0.51
38:88:14:ARG:HG2	38:88:41:TRP:HH2	1.76	0.51
9:8E:13:ALA:HB2	9:8E:68:GLY:HA3	1.92	0.51
17:8I:12:SER:HB2	17:8I:14:LYS:HD2	1.93	0.51
17:8I:13:ASP:H	17:8I:14:LYS:HZ3	1.58	0.51
20:BA:64:ASP:OD2	20:BA:81:LYS:NZ	2.43	0.51
46:C5:68:HIS:O	46:C5:71:LYS:HG3	2.11	0.51
42:C8:92:ARG:CZ	42:C8:94:ASN:HB3	2.39	0.51
47:D5:39:VAL:HG12	47:D5:40:ASP:H	1.76	0.51
48:E5:53:MET:HA	48:E5:58:THR:O	2.10	0.51
44:E8:19:LEU:HB3	53:N8:25:LEU:HD11	1.91	0.51
47:H8:156:LYS:HB2	47:H8:156:LYS:HZ3	1.74	0.51
55:Q8:51:ALA:HB1	55:Q8:52:LYS:HA	1.93	0.51
1:13:157:G:H2'	1:13:158:G:C8	2.45	0.51
1:13:179:A:H2'	1:13:180:U:C6	2.45	0.51
26:14:1154:G:OP1	42:85:58:ARG:HD3	2.10	0.51
26:14:1209:G:H21	26:14:1210:A:H62	1.58	0.51
26:14:1543:A:H4'	26:14:1543:A:OP1	2.10	0.51
26:14:571:A:H5'	26:14:2030:A:N7	2.26	0.51
26:14:2065:C:H1'	26:14:2449:U:N3	2.26	0.51
29:19:12:SER:O	29:19:16:MET:HB2	2.11	0.51
2:1E:80:ILE:O	2:1E:84:GLU:HB2	2.10	0.51
2:1E:96:ARG:HG2	2:1E:148:TYR:HA	1.93	0.51
1:1G:1086:U:O5'	1:1G:1086:U:H6	1.94	0.51
26:1H:557:U:H2'	26:1H:558:G:C8	2.46	0.51
26:1H:606:U:H4'	26:1H:658:C:H4'	1.93	0.51
30:29:70:ALA:C	30:29:72:VAL:H	2.13	0.51

*Continued on next page...*

*Continued from previous page...*

Atom-1	Atom-2	Interatomic distance (Å)	Clash overlap (Å)
4:32:24:GLU:HG2	4:32:25:ARG:H	1.76	0.51
38:45:75:THR:HG21	38:45:87:LYS:HE3	1.92	0.51
6:5E:19:LEU:O	6:5E:23:LYS:HB2	2.10	0.51
40:65:11:LYS:NZ	40:65:91:PRO:HD3	2.25	0.51
36:68:98:VAL:HG21	36:68:114:ILE:HG23	1.91	0.51
37:78:32:THR:C	61:78:201:HOH:O	2.44	0.51
26:14:2123:G:N3	28:79:172:HIS:HD2	2.09	0.51
9:82:48:GLU:HB3	9:82:101:PHE:CE1	2.46	0.51
38:88:110:THR:HG23	38:88:113:GLN:OE1	2.10	0.51
9:8E:79:LEU:O	9:8E:83:ARG:HG2	2.10	0.51
46:C5:35:TYR:CE2	46:C5:69:ALA:HB3	2.45	0.51
50:K8:41:ILE:HD11	50:K8:44:LEU:HG	1.91	0.51
2:12:155:LEU:HD21	2:12:159:PRO:HD3	1.91	0.51
1:13:1015:A:H2'	1:13:1016:A:H8	1.75	0.51
1:13:1234:C:H2'	1:13:1235:U:C6	2.45	0.51
26:14:1166:C:H2'	26:14:1167:U:C6	2.46	0.51
26:14:1169:G:H1	26:14:1180:C:N4	2.09	0.51
26:14:1357:U:H2'	26:14:1358:G:O4'	2.10	0.51
26:14:2607:G:N7	58:14:3447:SPE:H41	2.25	0.51
26:14:67:U:H2'	26:14:68:G:C8	2.45	0.51
26:14:817:C:O2'	26:14:839:U:OP1	2.23	0.51
26:14:907:U:O3'	38:45:101:ARG:NH2	2.44	0.51
10:1A:16:LEU:HD11	10:1A:70:ARG:CZ	2.41	0.51
1:13:1326:C:P	21:1F:15:ARG:NH2	2.84	0.51
1:1G:976:G:OP1	14:5A:32:SER:N	2.36	0.51
26:1H:1728:G:C6	26:1H:1730:U:H5''	2.45	0.51
26:1H:2740:A:C6	26:1H:2764:A:C8	2.97	0.51
26:1H:286:C:H2'	26:1H:287:C:H6	1.76	0.51
30:29:89:ASP:O	30:29:90:THR:OG1	2.29	0.51
11:2A:33:THR:OG1	11:2A:34:ASP:N	2.44	0.51
12:3A:17:LYS:O	12:3A:18:VAL:HG22	2.11	0.51
24:3K:11:C:N4	24:3K:24:G:H1	2.09	0.51
38:45:135:ASP:HB2	38:45:137:TYR:N	2.22	0.51
32:49:161:THR:HG1	32:49:163:ALA:H	1.52	0.51
33:59:146:ALA:HA	33:59:149:ARG:HB3	1.92	0.51
34:61:133:HIS:HB2	34:61:134:PRO:HD2	1.93	0.51
9:8E:6:GLY:HA3	9:8E:84:ALA:HB2	1.92	0.51
1:13:280:C:O2'	17:8I:38:ARG:NH2	2.43	0.51
38:45:139:GLU:OE2	47:D5:76:LEU:HD13	2.11	0.51
49:J8:92:LYS:CD	49:J8:93:GLU:HG3	2.35	0.51
55:M5:34:TRP:CE3	55:M5:34:TRP:HA	2.45	0.51

*Continued on next page...*



*Continued from previous page...*

Atom-1	Atom-2	Interatomic distance (Å)	Clash overlap (Å)
2:12:91:PRO:CG	2:12:155:LEU:HB2	2.40	0.51
2:12:162:ILE:HG23	2:12:182:ILE:HG21	1.93	0.51
1:13:1084:G:C5	1:13:1085:U:C4	2.99	0.51
1:13:1133:G:H2'	1:13:1134:G:C8	2.41	0.51
26:14:323:G:O2'	26:14:1205:U:N3	2.31	0.51
26:14:813:U:H2'	26:14:814:C:C6	2.45	0.51
26:14:975:G:H1'	26:14:990:A:C2	2.45	0.51
10:1A:11:PHE:CE1	10:1A:67:THR:HG22	2.44	0.51
1:13:1325:C:O3'	21:1F:15:ARG:NH2	2.43	0.51
1:1G:735:C:H2'	1:1G:736:C:H6	1.75	0.51
26:1H:1940:U:H5''	61:1H:3692:HOH:O	2.11	0.51
26:1H:2123:G:H2'	26:1H:2124:G:O4'	2.11	0.51
26:1H:638:G:C5	26:1H:651:G:C2	2.98	0.51
26:1H:831:G:N2	37:78:53:GLY:O	2.43	0.51
26:1H:881:G:H3'	26:1H:881:G:N3	2.26	0.51
3:22:40:ARG:O	3:22:44:GLU:N	2.37	0.51
37:35:81:GLN:OE1	37:35:107:LYS:HB3	2.11	0.51
32:49:76:SER:CB	32:49:84:LYS:HZ1	2.20	0.51
33:51:12:PRO:C	33:51:13:LYS:HZ2	2.05	0.51
33:59:164:TYR:CG	33:59:165:ALA:N	2.78	0.51
33:59:54:ARG:HB3	33:59:65:HIS:HB2	1.92	0.51
40:65:64:GLU:CD	40:65:64:GLU:H	2.13	0.51
34:69:112:LYS:O	34:69:113:ARG:HB2	2.09	0.51
15:6I:7:GLU:O	15:6I:11:VAL:HG23	2.10	0.51
9:82:26:VAL:O	9:82:33:PHE:HB3	2.11	0.51
42:C8:92:ARG:HH22	42:C8:95:LEU:CD2	2.21	0.51
52:M8:4:GLY:C	52:M8:5:ILE:HG22	2.31	0.51
1:13:57:G:H2'	1:13:58:C:C6	2.46	0.51
1:13:628:G:H2'	1:13:629:G:C8	2.45	0.51
26:14:2541:A:H5''	26:14:2542:A:OP2	2.10	0.51
26:14:2660:A:OP1	26:14:2660:A:H8	1.94	0.51
26:14:899:A:H2'	26:14:900:A:H8	1.75	0.51
29:19:260:ARG:NH1	29:19:264:LYS:HD3	2.26	0.51
1:1G:858:G:N7	61:1G:1852:HOH:O	2.35	0.51
26:1H:1171:G:H2'	26:1H:1174:A:N1	2.25	0.51
26:1H:780:G:H21	26:1H:783:A:N6	2.06	0.51
26:1H:847:U:C5	26:1H:933:A:N1	2.79	0.51
30:21:105:THR:HG22	30:21:106:GLY:H	1.76	0.51
30:21:96:PHE:O	30:21:175:VAL:HG21	2.10	0.51
30:21:38:THR:O	30:21:42:ASP:N	2.42	0.51
23:2L:8:4SU:H6	23:2L:8:4SU:O5'	2.10	0.51

*Continued on next page...*

*Continued from previous page...*

Atom-1	Atom-2	Interatomic distance (Å)	Clash overlap (Å)
31:39:118:ALA:HB2	31:39:123:LEU:HD12	1.91	0.51
12:3I:86:ARG:HG3	12:3I:101:VAL:HG22	1.92	0.51
24:3K:3:G:H5''	24:3K:4:U:OP2	2.09	0.51
24:3L:43:G:O2'	24:3L:44:G:O5'	2.26	0.51
38:45:109:VAL:HG22	38:45:113:GLN:OE1	2.11	0.51
13:4I:5:ALA:HB2	13:4I:61:GLU:HG2	1.92	0.51
33:51:4:ILE:HG21	33:51:6:ARG:HH22	1.75	0.51
34:61:110:ASP:HB3	34:61:113:ARG:CZ	2.41	0.51
28:71:43:VAL:HG13	28:71:214:VAL:HA	1.93	0.51
41:75:10:VAL:O	41:75:12:SER:N	2.44	0.51
41:75:45:PHE:CE2	41:75:74:ARG:HG3	2.46	0.51
8:7E:39:LEU:HD13	8:7E:45:ILE:HD11	1.92	0.51
44:A5:92:ARG:NH1	44:A5:94:ASP:OD1	2.43	0.51
45:B5:11:PRO:HB3	45:B5:92:LEU:HD11	1.93	0.51
41:B8:24:PRO:HD3	41:B8:52:ILE:HD12	1.92	0.51
46:C5:59:GLY:O	46:C5:61:ILE:HG12	2.11	0.51
47:D5:77:ASP:HB2	47:D5:84:GLU:HG2	1.92	0.51
46:G8:94:LYS:HE2	46:G8:94:LYS:HA	1.92	0.51
50:K8:47:ASN:O	50:K8:49:LYS:N	2.43	0.51
51:L8:7:LYS:HB2	51:L8:34:GLU:HG2	1.91	0.51
2:12:40:HIS:CD2	2:12:41:ILE:H	2.29	0.51
1:13:1053:G:N7	1:13:1199:U:H3'	2.25	0.51
1:13:1346:A:H2'	7:6E:10:ARG:HH22	1.76	0.51
1:13:376:G:O5'	16:7I:5:ARG:CZ	2.59	0.51
1:13:429:U:H1'	1:13:430:A:H5''	1.93	0.51
1:13:443:C:H42	1:13:491:G:H1	1.58	0.51
1:13:401:C:O2'	1:13:621:A:N3	2.38	0.51
1:13:964:A:N3	1:13:969:A:O2'	2.31	0.51
26:14:1942:C:OP2	26:14:1943:U:O2'	2.21	0.51
35:15:96:GLU:O	35:15:100:GLU:HB2	2.10	0.51
35:15:30:ILE:HG22	35:15:34:LEU:HD22	1.93	0.51
26:14:1815:A:P	29:19:54:ARG:HH12	2.34	0.51
1:1G:1132:C:H2'	1:1G:1133:G:C8	2.44	0.51
26:1H:1231:G:H2'	26:1H:1232:G:C8	2.46	0.51
26:1H:2808:U:H5'	26:1H:2891:G:O6	2.09	0.51
26:1H:2845:G:H2'	26:1H:2846:G:C8	2.46	0.51
26:1H:657:U:H2'	26:1H:658:C:C6	2.46	0.51
26:1H:847:U:H5''	61:1H:3764:HOH:O	2.11	0.51
26:1H:957:A:N1	26:1H:2458:G:H4'	2.25	0.51
3:22:20:SER:OG	3:22:57:ILE:HD11	2.10	0.51
36:25:91:LEU:HD11	61:25:306:HOH:O	2.11	0.51

*Continued on next page...*

*Continued from previous page...*

Atom-1	Atom-2	Interatomic distance (Å)	Clash overlap (Å)
5:42:103:GLY:O	5:42:106:PRO:HD2	2.09	0.51
14:5A:29:ARG:CB	14:5A:31:ARG:H	2.22	0.51
34:61:109:ILE:HG23	34:61:113:ARG:NH2	2.12	0.51
40:65:62:LYS:HE3	40:65:97:ARG:CG	2.40	0.51
34:69:109:ILE:HG13	34:69:130:TYR:CZ	2.45	0.51
34:69:128:LEU:O	34:69:138:ILE:HG22	2.11	0.51
8:72:73:ASP:HB2	8:72:75:ARG:HH22	1.74	0.51
16:7I:11:SER:HB2	16:7I:14:ASN:HB3	1.91	0.51
17:8I:45:HIS:HB3	17:8I:72:ARG:HB3	1.93	0.51
43:95:6:LYS:N	43:95:6:LYS:HZ2	2.09	0.51
40:A8:42:ASP:O	40:A8:43:GLU:HB3	2.10	0.51
19:AI:22:LEU:HD22	19:AI:27:GLU:O	2.11	0.51
20:BA:46:GLU:HB3	20:BA:48:LYS:HZ3	1.75	0.51
20:BI:104:LEU:HD23	20:BI:105:SER:N	2.26	0.51
50:G5:10:LEU:HD12	50:G5:14:ARG:NH1	2.26	0.51
47:H8:4:ARG:HH22	47:H8:6:LYS:H	1.54	0.51
1:13:1291:G:H2'	1:13:1292:U:C6	2.46	0.51
26:14:1141:U:OP2	35:15:63:THR:OG1	2.29	0.51
26:14:1570:A:H4'	29:19:37:LEU:HD11	1.92	0.51
26:14:2250:G:OP2	26:14:2275:C:H2'	2.11	0.51
26:14:860:U:C1'	26:14:2268:A:H5'	2.41	0.51
26:14:228:A:H2'	26:14:230:U:O4'	2.11	0.51
26:14:2607:G:OP2	58:14:3447:SPE:H21	2.11	0.51
26:14:2836:U:H2'	26:14:2837:G:C8	2.46	0.51
26:14:384:U:H2'	26:14:385:C:C6	2.46	0.51
29:19:206:LEU:O	29:19:211:ARG:HD3	2.10	0.51
2:1E:237:ALA:O	2:1E:239:VAL:HG23	2.11	0.51
1:1G:1346:A:H5''	9:82:120:ARG:NH2	2.26	0.51
26:1H:2309:A:H2'	26:1H:2310:A:O4'	2.11	0.51
26:1H:365:C:OP2	61:1H:3754:HOH:O	2.19	0.51
26:14:2635:C:H5''	30:29:77:ILE:HD13	1.93	0.51
4:32:200:GLU:O	4:32:203:VAL:HG22	2.11	0.51
37:35:79:ARG:HD2	37:35:110:TYR:HB2	1.93	0.51
12:3A:82:VAL:N	12:3A:106:ASP:OD2	2.38	0.51
12:3A:8:ASN:O	12:3A:12:ARG:HG3	2.10	0.51
4:3E:13:ARG:HD2	4:3E:38:TYR:O	2.11	0.51
4:3E:22:LYS:HB2	4:3E:25:ARG:NE	2.26	0.51
4:3E:52:SER:O	4:3E:55:ALA:N	2.44	0.51
24:3K:70:C:H2'	24:3K:71:C:C6	2.46	0.51
24:3L:2:G:N2	24:3L:72:C:H1'	2.26	0.51
32:49:106:LEU:HA	32:49:110:ALA:HB3	1.93	0.51

*Continued on next page...*

*Continued from previous page...*

Atom-1	Atom-2	Interatomic distance (Å)	Clash overlap (Å)
32:49:36:LYS:HE3	32:49:93:THR:HG21	1.93	0.51
4:3E:194:LEU:HD21	6:52:17:SER:OG	2.11	0.51
34:61:68:LEU:HA	34:61:71:ILE:HD13	1.92	0.51
27:16:90:C:P	38:88:16:ARG:HH21	2.34	0.51
46:C5:75:ILE:HG22	46:C5:76:CYS:N	2.26	0.51
47:D5:23:LYS:HD3	47:D5:40:ASP:HA	1.93	0.51
49:J8:58:ILE:HD12	49:J8:87:PRO:HD3	1.92	0.51
52:M8:18:CYS:HB3	52:M8:39:CYS:SG	2.51	0.51
29:11:29:PRO:C	29:11:30:GLU:HG2	2.30	0.51
29:11:26:LYS:HZ1	29:11:31:LYS:HE2	1.76	0.51
1:13:1126:U:O2	1:13:1280:A:C8	2.64	0.51
1:13:269:C:H2'	1:13:270:A:C8	2.46	0.51
26:14:2365:G:H4'	48:E5:60:PHE:CZ	2.46	0.51
26:14:868:U:H2'	26:14:869:G:O4'	2.11	0.51
29:19:242:ARG:HD3	29:19:242:ARG:N	2.24	0.51
2:1E:71:VAL:HA	2:1E:93:VAL:O	2.10	0.51
1:1G:1316:G:N2	1:1G:1319:A:O5'	2.36	0.51
27:1J:8:U:O5'	40:65:15:ARG:NH2	2.42	0.51
3:22:150:LYS:HA	3:22:169:ALA:HB3	1.92	0.51
4:3E:177:ASP:OD2	4:3E:180:GLY:HA3	2.11	0.51
4:3E:182:LYS:HD3	4:3E:184:LYS:HZ3	1.76	0.51
5:42:95:ALA:O	5:42:98:THR:HG23	2.10	0.51
5:4E:33:VAL:HG13	5:4E:112:LEU:HD12	1.93	0.51
13:4I:37:THR:HB	13:4I:55:ARG:HG2	1.93	0.51
13:4I:60:VAL:HG12	13:4I:64:TRP:CZ3	2.46	0.51
34:61:124:GLY:H	34:61:142:VAL:HG23	1.75	0.51
36:68:64:ARG:HB2	36:68:79:PHE:CG	2.45	0.51
34:69:74:ASN:CG	34:69:75:LEU:H	2.13	0.51
7:6E:3:ARG:NE	7:6E:4:ARG:HB2	2.26	0.51
8:72:99:GLU:HB3	8:72:100:ILE:CB	2.26	0.51
40:A8:106:ARG:HG2	40:A8:107:GLU:HG2	1.93	0.51
46:C5:84:ARG:NH1	46:C5:85:VAL:O	2.44	0.51
47:D5:40:ASP:HB3	47:D5:43:GLU:OE1	2.10	0.51
43:D8:51:VAL:HG22	43:D8:52:VAL:O	2.11	0.51
50:K8:51:ARG:O	50:K8:55:ARG:HG2	2.11	0.51
55:Q8:52:LYS:N	55:Q8:53:PRO:HD2	2.25	0.51
26:1H:1500:G:O2'	29:11:100:GLY:O	2.23	0.50
1:13:1178:G:OP2	9:8E:97:LYS:NZ	2.42	0.50
1:13:170:U:H2'	1:13:171:A:H8	1.76	0.50
1:13:323:U:O5'	1:13:323:U:H6	1.94	0.50
26:14:1248:G:C5	42:85:3:ARG:HB2	2.46	0.50

*Continued on next page...*

*Continued from previous page...*

Atom-1	Atom-2	Interatomic distance (Å)	Clash overlap (Å)
26:14:2137:C:N4	26:14:2155:G:H1	2.08	0.50
26:14:2542:A:H5''	26:14:2542:A:N3	2.26	0.50
27:16:50:G:OP1	40:A8:63:THR:OG1	2.17	0.50
2:1E:68:ILE:O	2:1E:91:PRO:HD2	2.11	0.50
1:1G:1240:U:OP2	7:62:116:ALA:N	2.43	0.50
26:1H:2170:A:OP2	26:1H:2170:A:H3'	2.11	0.50
26:1H:548:A:H2'	26:1H:549:G:H5'	1.94	0.50
30:29:101:ARG:NH1	30:29:185:LYS:HE2	2.26	0.50
11:2A:85:ARG:HD3	11:2A:113:PRO:HD3	1.93	0.50
12:3I:18:VAL:HA	12:3I:19:ARG:CZ	2.40	0.50
1:1G:15:G:N2	5:42:18:ARG:HH11	2.08	0.50
5:4E:89:ILE:HG21	5:4E:135:THR:HA	1.91	0.50
33:51:83:TYR:CE1	33:51:84:SER:O	2.64	0.50
1:13:1049:U:OP1	14:5I:3:ARG:HG2	2.11	0.50
8:72:86:ILE:HG13	8:72:87:SER:H	1.76	0.50
28:79:6:ARG:HB3	28:79:8:ARG:HH21	1.75	0.50
18:9I:56:THR:HG21	18:9I:63:GLN:OE1	2.10	0.50
20:BI:40:ALA:N	20:BI:55:ILE:HD11	2.26	0.50
42:C8:69:CYS:SG	42:C8:79:PHE:HD2	2.34	0.50
47:D5:30:ASN:OD1	47:D5:33:LEU:N	2.43	0.50
50:G5:64:LEU:O	50:G5:64:LEU:HD23	2.11	0.50
50:K8:3:LEU:H	50:K8:4:SER:HA	1.76	0.50
29:11:147:LEU:HD13	29:11:155:LEU:HD11	1.93	0.50
1:13:1071:C:H2'	1:13:1072:G:C8	2.45	0.50
1:13:322:C:H41	1:13:328:C:H6	1.59	0.50
1:13:688:G:H2'	1:13:689:C:H6	1.76	0.50
26:14:1859:A:N6	26:14:1883:G:O2'	2.44	0.50
26:14:2064:C:H2'	26:14:2065:C:C6	2.46	0.50
26:14:831:G:O6	61:14:3645:HOH:O	2.17	0.50
26:14:863:A:OP1	38:45:22:LYS:NZ	2.42	0.50
35:15:136:GLU:HG2	35:15:137:LYS:O	2.11	0.50
1:1G:818:G:O2'	1:1G:819:A:H5'	2.10	0.50
1:1G:952:U:H2'	1:1G:953:G:H8	1.76	0.50
1:1G:972:C:O2'	10:1A:57:LYS:HE3	2.11	0.50
26:1H:574:C:H4'	26:1H:575:A:O5'	2.11	0.50
26:1H:755:C:H2'	26:1H:756:C:C6	2.47	0.50
22:1K:34:CM0:H6	22:1K:34:CM0:O5'	2.10	0.50
56:1L:53:G:H3'	56:1L:54:5MU:H71	1.92	0.50
3:22:170:GLN:HG2	3:22:171:GLY:H	1.77	0.50
1:1G:1190:G:H5'	3:22:176:HIS:CE1	2.46	0.50
4:32:148:VAL:O	4:32:152:SER:OG	2.24	0.50

*Continued on next page...*

*Continued from previous page...*

Atom-1	Atom-2	Interatomic distance (Å)	Clash overlap (Å)
31:39:8:GLN:O	31:39:8:GLN:NE2	2.44	0.50
7:62:88:PRO:O	7:62:89:MET:HG2	2.11	0.50
41:75:80:SER:HB3	41:75:83:ILE:HG13	1.92	0.50
37:78:124:LYS:HA	37:78:143:GLY:O	2.11	0.50
42:85:95:LEU:O	42:85:98:LEU:HG	2.11	0.50
44:A5:82:LEU:HD22	44:A5:84:ARG:NH2	2.26	0.50
19:AI:65:ASN:N	19:AI:65:ASN:OD1	2.43	0.50
41:B8:99:LEU:HB3	41:B8:101:PHE:CE1	2.45	0.50
20:BI:82:SER:HB2	20:BI:83:ARG:CZ	2.41	0.50
42:C8:59:ARG:O	42:C8:63:VAL:HG12	2.12	0.50
43:D8:18:LEU:HD13	43:D8:20:LEU:HB2	1.93	0.50
46:G8:49:VAL:HG11	46:G8:61:ILE:HG23	1.92	0.50
47:H8:128:VAL:HG12	47:H8:129:SER:H	1.76	0.50
47:H8:76:LEU:HA	47:H8:83:PRO:HA	1.93	0.50
2:12:187:LEU:HD12	2:12:201:ILE:O	2.12	0.50
1:13:1113:C:H2'	1:13:1114:C:H6	1.77	0.50
1:13:191(F):U:H2'	1:13:191:G:C8	2.47	0.50
1:13:222:U:H2'	1:13:223:U:C6	2.47	0.50
1:13:664:G:N2	1:13:741:G:H1	2.09	0.50
26:14:244:A:C2	26:14:255:A:C4	3.00	0.50
29:19:30:GLU:H	29:19:30:GLU:CD	2.13	0.50
1:1G:269:C:H2'	1:1G:270:A:C8	2.46	0.50
1:1G:353:A:H5'	1:1G:353:A:C8	2.39	0.50
1:1G:56:U:H2'	1:1G:57:G:C8	2.46	0.50
1:1G:967:C:H2'	1:1G:968:A:C8	2.45	0.50
26:1H:2056:G:C2	26:1H:2057:A:C8	2.99	0.50
26:1H:2262:U:H4'	26:1H:2328:A:H2	1.74	0.50
26:1H:2376:A:H2'	26:1H:2377:A:O4'	2.12	0.50
30:29:143:ASN:HD22	30:29:147:PRO:CD	2.23	0.50
32:41:115:ARG:HG3	32:41:116:ASP:OD2	2.11	0.50
5:42:51:VAL:O	5:42:55:VAL:HG23	2.11	0.50
38:45:77:LYS:NZ	38:45:84:GLY:HA3	2.26	0.50
32:49:77:ILE:H	32:49:82:LEU:HD11	1.76	0.50
13:4A:23:TYR:HB3	13:4A:67:GLU:HA	1.93	0.50
13:4A:65:LYS:HE2	52:I5:52:THR:OG1	2.11	0.50
1:13:1225:A:OP1	13:4I:102:ARG:HB2	2.10	0.50
34:61:65:ALA:O	34:61:69:LYS:N	2.44	0.50
7:62:116:ALA:O	7:62:120:ILE:HD12	2.12	0.50
7:6E:80:VAL:HG22	7:6E:81:GLY:H	1.76	0.50
1:1G:1350:A:P	9:82:121:ARG:NH2	2.84	0.50
17:8I:45:HIS:H	17:8I:72:ARG:HA	1.76	0.50

*Continued on next page...*

*Continued from previous page...*

Atom-1	Atom-2	Interatomic distance (Å)	Clash overlap (Å)
20:BA:42:GLN:O	20:BA:45:GLN:HB3	2.11	0.50
1:13:323:U:C4'	20:BI:23:ARG:HH21	2.24	0.50
44:E8:29:LEU:O	44:E8:29:LEU:HD23	2.11	0.50
44:E8:18:ARG:HH11	44:E8:76:VAL:HG13	1.77	0.50
47:H8:151:HIS:HA	47:H8:170:THR:HA	1.93	0.50
47:H8:76:LEU:HD23	47:H8:76:LEU:H	1.76	0.50
19:AI:68:GLY:HA3	52:M8:59:PHE:HD2	1.76	0.50
26:1H:764:A:N3	29:11:213:ARG:NH1	2.60	0.50
1:13:269:C:H2'	1:13:270:A:H8	1.76	0.50
26:14:1771:C:H1'	26:14:1786:A:C8	2.46	0.50
26:14:2520:C:N4	26:14:2542:A:H62	2.07	0.50
29:19:19:ALA:HB2	29:19:204:ILE:HD11	1.94	0.50
2:1E:189:ASP:CG	2:1E:205:ASP:HB3	2.32	0.50
1:1G:1037:C:H2'	1:1G:1038:C:C6	2.46	0.50
1:1G:384:G:H2'	1:1G:385:C:C6	2.46	0.50
26:1H:1580:A:OP2	26:1H:1580:A:H8	1.94	0.50
56:1L:9:A:H3'	56:1L:10:G:C8	2.46	0.50
30:21:105:THR:HG21	30:21:164:ARG:CZ	2.41	0.50
30:29:4:ILE:HD13	30:29:28:ALA:HB1	1.91	0.50
3:2E:64:VAL:HG23	3:2E:66:VAL:HG23	1.93	0.50
23:2K:47:7MG:H81	23:2K:48:U:H5	1.72	0.50
31:39:117:ARG:HG2	31:39:192:LEU:HB2	1.94	0.50
1:1G:537:G:H5''	12:3A:113:ARG:NH1	2.27	0.50
4:3E:145:GLU:CG	4:3E:184:LYS:HZ1	2.25	0.50
13:4A:47:ASP:O	13:4A:48:LEU:HD13	2.11	0.50
14:5A:53:LEU:O	14:5A:53:LEU:HD23	2.12	0.50
3:22:13:GLY:HA2	14:5A:57:ARG:NE	2.27	0.50
6:5E:69:GLU:O	6:5E:72:VAL:HG12	2.12	0.50
10:1I:64:GLU:O	14:5I:56:VAL:HA	2.11	0.50
28:7I:7:TYR:OH	28:7I:32:LEU:HG	2.12	0.50
41:75:21:GLU:O	41:75:91:ARG:NH2	2.45	0.50
16:7I:18:ARG:HH21	16:7I:35:LYS:NZ	2.08	0.50
6:5E:99:ALA:O	18:9I:28:GLU:HA	2.11	0.50
40:A8:35:ILE:HG13	40:A8:97:ARG:HH21	1.76	0.50
46:C5:39:VAL:O	46:C5:40:GLU:HB2	2.11	0.50
46:C5:85:VAL:HG23	46:C5:96:ILE:O	2.12	0.50
53:J5:55:ARG:O	53:J5:56:LYS:HD3	2.11	0.50
49:J8:3:LYS:O	49:J8:12:PRO:HD3	2.12	0.50
29:11:38:LYS:O	29:11:39:LYS:HG3	2.11	0.50
1:13:1060:C:C5	3:2E:2:GLY:HA2	2.46	0.50
26:14:1019:U:H2'	26:14:1020:A:H8	1.77	0.50

*Continued on next page...*

*Continued from previous page...*

Atom-1	Atom-2	Interatomic distance (Å)	Clash overlap (Å)
26:14:1525:G:H2'	26:14:1526:G:H8	1.77	0.50
26:14:2352:A:C2	48:E5:33:ALA:O	2.65	0.50
26:14:483:A:H5'	46:C5:49:VAL:HG22	1.94	0.50
10:1A:50:ILE:O	14:5A:41:ARG:NH2	2.45	0.50
2:1E:168:THR:HG23	2:1E:192:SER:HB2	1.92	0.50
1:1G:712:A:H2'	1:1G:713:G:C8	2.46	0.50
26:1H:987:G:O2'	26:1H:1000:A:N3	2.43	0.50
26:1H:106:C:H2'	26:1H:107:C:H6	1.75	0.50
26:1H:1359:A:N1	26:1H:1372:U:C4	2.79	0.50
26:1H:2000:G:N7	61:1H:3803:HOH:O	2.34	0.50
26:1H:2335:A:C8	26:1H:2337:G:C5	3.00	0.50
26:1H:442:G:C4	26:1H:444:C:C5	2.99	0.50
22:1K:55:PSU:O5'	22:1K:55:PSU:H6	1.94	0.50
22:1K:76:A:H8	26:1H:2583:G:N2	1.92	0.50
3:22:150:LYS:NZ	3:22:169:ALA:O	2.45	0.50
37:35:63:PRO:HG2	55:M5:25:MET:HB2	1.94	0.50
32:41:98:ARG:O	32:41:101:ILE:HG22	2.12	0.50
38:45:28:ALA:HB2	38:45:67:ARG:NH1	2.27	0.50
39:55:97:VAL:HA	39:55:113:LEU:O	2.12	0.50
35:58:23:LEU:HD13	35:58:60:ILE:HG21	1.93	0.50
33:59:85:LYS:NZ	33:59:86:GLU:OE2	2.44	0.50
6:5E:39:LYS:HB2	6:5E:64:GLN:HB2	1.94	0.50
14:5I:29:ARG:CZ	14:5I:40:CYS:SG	3.00	0.50
34:61:112:LYS:HB3	34:61:113:ARG:HD3	1.93	0.50
34:61:92:VAL:HG13	34:61:120:ILE:HG23	1.94	0.50
34:61:21:VAL:HG22	34:61:22:LYS:H	1.76	0.50
7:6E:62:PHE:O	7:6E:66:VAL:HG13	2.12	0.50
9:82:77:ILE:C	9:82:77:ILE:HD12	2.31	0.50
1:13:130:A:P	17:8I:63:ARG:HH12	2.34	0.50
17:8I:43:LEU:HB2	17:8I:69:LYS:CD	2.41	0.50
40:A8:35:ILE:HD11	40:A8:97:ARG:HE	1.76	0.50
47:H8:105:VAL:HG13	47:H8:139:VAL:O	2.11	0.50
1:13:725:G:H2'	1:13:726:C:H6	1.76	0.50
1:13:843:U:H5''	1:13:848:C:C5	2.47	0.50
26:14:142:G:H2'	26:14:143:C:C6	2.46	0.50
26:14:1939:U:OP1	26:14:2604:U:O2'	2.30	0.50
26:14:2067:G:O2'	26:14:2069:G:H5''	2.10	0.50
26:14:2151:G:C2	26:14:2152:G:H1'	2.46	0.50
26:14:2896:C:H2'	26:14:2897:U:H4'	1.92	0.50
26:14:717:G:H2'	26:14:718:A:O4'	2.11	0.50
35:15:24:GLY:O	35:15:28:THR:HG23	2.11	0.50

*Continued on next page...*



*Continued from previous page...*

Atom-1	Atom-2	Interatomic distance (Å)	Clash overlap (Å)
26:14:1814:G:OP1	29:19:40:THR:HG21	2.12	0.50
10:1A:30:SER:C	10:1A:80:LYS:HZ3	2.14	0.50
1:1G:256:U:H2'	1:1G:257:G:C8	2.46	0.50
26:1H:1514:U:H2'	26:1H:1515:C:C6	2.46	0.50
26:1H:234:C:H2'	26:1H:235:U:H6	1.75	0.50
27:1J:101:A:OP2	27:1J:101:A:H8	1.93	0.50
27:1J:104:A:OP1	47:D5:72:ARG:NH2	2.45	0.50
36:25:63:VAL:HB	36:25:102:VAL:HG12	1.93	0.50
3:2E:18:TRP:HZ3	14:5I:55:GLY:CA	2.23	0.50
31:39:9:ILE:HG23	31:39:12:LEU:O	2.12	0.50
24:3K:5:G:H2'	24:3K:6:A:H8	1.76	0.50
32:41:111:LEU:O	32:41:114:ILE:HG22	2.12	0.50
25:4L:14:A:O2'	25:4L:15:A:O5'	2.26	0.50
6:5E:7:ASN:HB3	18:9I:76:LEU:HD21	1.93	0.50
34:61:69:LYS:HG3	34:61:136:VAL:HG22	1.94	0.50
34:61:40:THR:O	34:61:44:LEU:HB2	2.11	0.50
15:6A:87:ILE:HG22	15:6A:88:ARG:H	1.77	0.50
16:7A:75:ARG:HH22	16:7A:81:ARG:HA	1.76	0.50
16:7I:72:ARG:CB	16:7I:72:ARG:HH11	2.12	0.50
9:82:99:LEU:HB3	9:82:101:PHE:CD2	2.47	0.50
19:AA:20:LEU:O	19:AA:23:ASN:ND2	2.45	0.50
1:13:1318:A:H1'	19:AI:37:ARG:HH11	1.77	0.50
20:BI:10:LEU:HD22	20:BI:12:ALA:H	1.76	0.50
1:13:1009:G:C2	1:13:1021:G:C6	2.99	0.50
1:13:1120:G:H2'	1:13:1121:U:C6	2.46	0.50
1:13:153:C:H42	1:13:168:G:H1	1.59	0.50
1:13:381:C:H2'	1:13:382:A:O4'	2.12	0.50
26:14:2320:A:H61	26:14:2333:A:H2'	1.77	0.50
27:16:75:G:H21	47:H8:85:HIS:HE1	1.60	0.50
29:19:70:TRP:CH2	29:19:150:LYS:HA	2.46	0.50
1:1G:1287:A:N3	1:1G:1353:G:O2'	2.34	0.50
1:1G:742:G:H5'	15:6A:58:MET:HE3	1.93	0.50
26:1H:1019:U:O2'	26:1H:1021:A:H2	1.94	0.50
26:1H:1486:A:H2'	26:1H:1487:G:H8	1.76	0.50
26:1H:2102:U:H2'	26:1H:2103:C:C6	2.47	0.50
26:1H:569:U:C4	26:1H:570:G:C6	3.00	0.50
30:21:72:VAL:HG22	30:21:74:PRO:HD3	1.93	0.50
37:35:59:LEU:HG	55:M5:58:ILE:HD12	1.93	0.50
12:3I:113:ARG:HB3	12:3I:122:THR:HG21	1.94	0.50
24:3L:58:A:O2'	24:3L:61:C:N4	2.44	0.50
5:42:10:MET:HB2	5:42:32:VAL:HG12	1.93	0.50

*Continued on next page...*

*Continued from previous page...*

Atom-1	Atom-2	Interatomic distance (Å)	Clash overlap (Å)
38:45:5:ARG:HH11	38:45:5:ARG:HG2	1.76	0.50
13:4I:23:TYR:CD1	13:4I:67:GLU:HA	2.46	0.50
35:58:26:LEU:HD23	35:58:60:ILE:HD11	1.94	0.50
33:59:6:ARG:O	33:59:52:VAL:HG21	2.12	0.50
14:5I:3:ARG:HG3	14:5I:4:LYS:H	1.76	0.50
36:68:4:PRO:HA	36:68:21:CYS:O	2.12	0.50
8:7E:33:GLU:HA	8:7E:36:LEU:HD12	1.92	0.50
16:7I:6:LEU:HA	16:7I:18:ARG:O	2.12	0.50
39:98:86:ARG:HH21	39:98:118:GLU:CG	2.21	0.50
40:A8:111:GLU:HB2	40:A8:112:PHE:CE2	2.47	0.50
52:M8:16:CYS:SG	52:M8:36:CYS:N	2.81	0.50
29:11:10:THR:OG1	29:11:13:ARG:HB2	2.12	0.50
2:12:52:GLU:OE2	2:12:52:GLU:N	2.44	0.50
1:13:1148:U:O2'	9:8E:66:ARG:NH1	2.44	0.50
26:14:17:G:H4'	42:85:25:TRP:CH2	2.47	0.50
26:14:1915:U:H2'	26:14:1916:A:O4'	2.11	0.50
26:14:2147:G:H2'	26:14:2148:G:H4'	1.94	0.50
26:14:1889:A:N1	26:14:2234:G:H1'	2.27	0.50
26:14:2477:C:O2	26:14:2477:C:H2'	2.10	0.50
26:14:361:G:H2'	26:14:362:U:O2	2.11	0.50
26:14:493:G:H2'	26:14:494:G:O4'	2.11	0.50
29:19:11:PRO:O	29:19:12:SER:OG	2.24	0.50
26:14:2239:G:H5'	29:19:251:GLY:HA3	1.93	0.50
1:1G:376:G:P	16:7A:5:ARG:CZ	3.00	0.50
1:1G:821:G:H2'	1:1G:822:C:H6	1.77	0.50
26:1H:2895:U:H2'	26:1H:2896:C:C6	2.46	0.50
26:1H:950:G:H2'	26:1H:951:C:C6	2.46	0.50
24:3K:36:C:C4	24:3K:37:A:H1'	2.46	0.50
16:7A:5:ARG:NH1	16:7A:67:THR:HG21	2.27	0.50
42:85:105:VAL:O	42:85:109:LEU:HD12	2.12	0.50
38:88:66:ILE:HG13	38:88:67:ARG:H	1.77	0.50
19:AI:41:VAL:HB	19:AI:42:PRO:C	2.31	0.50
43:D8:37:VAL:HG13	43:D8:51:VAL:CG2	2.42	0.50
2:12:197:VAL:CG2	2:12:200:ILE:HD11	2.42	0.50
1:13:1296:C:OP1	13:4I:44:ARG:NH2	2.44	0.50
26:14:1628:G:H2'	26:14:1629:U:C6	2.46	0.50
26:14:1858:G:H2'	26:14:1883:G:N2	2.27	0.50
26:14:2773:C:OP1	30:29:166:THR:OG1	2.28	0.50
29:19:182:LEU:HB2	29:19:271:ILE:HB	1.94	0.50
1:1G:1081:G:H5'	5:42:18:ARG:CD	2.42	0.50
1:1G:922:G:N3	1:1G:1398:A:H2	2.10	0.50

*Continued on next page...*

*Continued from previous page...*

Atom-1	Atom-2	Interatomic distance (Å)	Clash overlap (Å)
26:1H:999:U:H5''	26:1H:1154:G:O6	2.12	0.50
22:1K:9:A:N6	22:1K:23:A:OP2	2.44	0.50
30:29:120:TRP:CE3	30:29:155:LYS:HD3	2.47	0.50
11:2A:59:TYR:O	11:2A:63:LEU:HD12	2.11	0.50
23:2K:16:C:O2'	23:2K:62:C:OP1	2.30	0.50
31:39:129:PHE:HA	31:39:142:TRP:CD1	2.47	0.50
32:41:17:PRO:HA	32:41:20:ILE:HD12	1.93	0.50
32:49:139:LEU:HA	32:49:144:ILE:CD1	2.41	0.50
33:51:94:TYR:HA	33:51:106:THR:O	2.12	0.50
14:5I:4:LYS:HA	14:5I:7:ILE:HD12	1.93	0.50
1:1G:1373:G:H4'	7:62:31:MET:CE	2.41	0.50
7:6E:20:ASP:OD2	7:6E:23:VAL:N	2.36	0.50
30:29:13:ARG:HH21	41:75:77:PRO:HB3	1.76	0.50
16:7I:5:ARG:NH2	16:7I:6:LEU:HB3	2.22	0.50
26:14:1009:A:H1'	42:85:59:ARG:CZ	2.42	0.50
9:8E:71:SER:HA	9:8E:74:ILE:HD13	1.93	0.50
17:8I:38:ARG:HD3	17:8I:39:SER:O	2.11	0.50
18:9I:26:LEU:HD23	18:9I:27:GLY:N	2.27	0.50
44:A5:7:ALA:N	44:A5:103:ILE:O	2.43	0.50
19:AA:19:VAL:O	19:AA:23:ASN:ND2	2.43	0.50
41:B8:12:SER:OG	41:B8:13:ARG:N	2.45	0.50
42:C8:11:ARG:O	42:C8:15:LYS:HG3	2.12	0.50
1:13:584:G:OP1	17:8I:91:ARG:NH1	2.45	0.49
1:13:67:C:H2'	1:13:68:G:H8	1.74	0.49
26:14:1183:G:H4'	51:H5:29:ARG:HH22	1.76	0.49
26:14:1323:U:H2'	26:14:1324:G:H5'	1.94	0.49
26:14:2329:G:H2'	26:14:2330:G:O4'	2.12	0.49
35:15:21:LYS:HB3	35:15:26:LEU:CD1	2.41	0.49
1:1G:1014:A:H2'	1:1G:1015:A:C8	2.47	0.49
1:1G:1226:C:OP2	13:4A:103:THR:HG21	2.11	0.49
1:1G:135:C:C2	16:7A:1:MET:HB3	2.47	0.49
1:1G:405:U:H5''	1:1G:406:G:O4'	2.11	0.49
1:1G:457:C:H2'	1:1G:458:C:C6	2.46	0.49
1:1G:690:G:H2'	1:1G:691:G:O4'	2.12	0.49
26:1H:1412:A:H2'	26:1H:1413:G:C8	2.47	0.49
26:1H:1859:A:N6	26:1H:1883:G:O2'	2.45	0.49
26:1H:2062:A:C2'	26:1H:2062:A:N3	2.75	0.49
26:1H:2138:C:C2	26:1H:2154:G:N2	2.80	0.49
26:1H:2159:G:H2'	26:1H:2160:G:O4'	2.12	0.49
26:1H:2461:C:H2'	26:1H:2462:U:C6	2.47	0.49
26:1H:2698:U:H2'	26:1H:2699:C:C6	2.47	0.49

*Continued on next page...*

*Continued from previous page...*

Atom-1	Atom-2	Interatomic distance (Å)	Clash overlap (Å)
26:1H:573:G:O2'	26:1H:574:C:H3'	2.11	0.49
26:1H:760:G:H5''	61:1H:3833:HOH:O	2.11	0.49
30:29:23:VAL:HG11	30:29:183:LEU:HD23	1.94	0.49
4:32:14:ARG:HG3	4:32:14:ARG:HH11	1.76	0.49
38:45:26:TYR:CD1	38:45:27:VAL:HG13	2.47	0.49
13:4A:105:THR:HG22	13:4A:106:ASN:N	2.27	0.49
5:4E:73:ASN:N	5:4E:73:ASN:OD1	2.44	0.49
33:51:149:ARG:HG3	33:51:162:ILE:O	2.12	0.49
39:55:91:GLN:HG2	39:55:91:GLN:O	2.12	0.49
35:58:132:ALA:H	35:58:134:ARG:HH22	1.59	0.49
33:59:140:LYS:HA	33:59:143:GLN:NE2	2.27	0.49
14:5I:27:CYS:SG	14:5I:29:ARG:HD3	2.51	0.49
7:62:59:LEU:O	7:62:63:LYS:HG3	2.12	0.49
34:69:102:SER:OG	34:69:103:ARG:N	2.45	0.49
15:6I:63:ARG:HH21	15:6I:64:ARG:HH12	1.58	0.49
17:8A:83:ASP:OD1	17:8A:84:LEU:N	2.45	0.49
26:1H:2849:U:OP2	41:B8:95:ARG:NH1	2.45	0.49
47:D5:14:LYS:HZ1	47:D5:16:SER:HB3	1.77	0.49
51:H5:46:ASN:O	51:H5:50:VAL:HG22	2.12	0.49
55:M5:15:LYS:HG2	55:M5:16:ILE:N	2.26	0.49
1:13:1257:U:H5'	1:13:1258:G:C8	2.46	0.49
1:13:1326:C:H2'	1:13:1327:C:C6	2.46	0.49
1:13:191(C):G:H2'	1:13:191(D):U:O4'	2.11	0.49
1:13:417:C:H2'	1:13:418:C:C6	2.47	0.49
27:16:44:G:H1'	27:16:47:C:H42	1.77	0.49
29:19:267:SER:O	29:19:268:ARG:HG2	2.12	0.49
1:1G:1022:G:H2'	1:1G:1023:G:O4'	2.11	0.49
26:1H:1124:C:H2'	26:1H:1125:G:O4'	2.12	0.49
26:1H:2352:A:H2'	26:1H:2353:G:O4'	2.12	0.49
26:1H:2637:U:OP1	30:21:82:ARG:NH1	2.40	0.49
26:1H:524:U:H4'	26:1H:554:U:H4'	1.93	0.49
26:1H:576:U:H2'	26:1H:577:G:C8	2.47	0.49
26:1H:618:G:H2'	26:1H:618(A):C:H6	1.78	0.49
36:25:35:VAL:HA	36:25:62:VAL:HG22	1.93	0.49
30:29:77:ILE:HD12	30:29:77:ILE:O	2.13	0.49
4:32:208:SER:OG	4:32:209:ARG:NH2	2.40	0.49
4:3E:22:LYS:H	4:3E:25:ARG:NH2	2.10	0.49
5:42:100:VAL:HG13	5:42:107:ARG:CG	2.35	0.49
15:6A:12:ILE:HG13	15:6A:31:LEU:HD21	1.94	0.49
7:6E:71:PRO:HG2	7:6E:91:VAL:HG11	1.92	0.49
1:1G:600:C:OP1	8:72:97:VAL:HG22	2.12	0.49

*Continued on next page...*

*Continued from previous page...*

Atom-1	Atom-2	Interatomic distance (Å)	Clash overlap (Å)
37:78:19:VAL:HA	37:78:27:HIS:HB3	1.93	0.49
8:7E:11:THR:HG22	8:7E:14:ARG:HH12	1.77	0.49
5:4E:152:ARG:HA	8:7E:64:LYS:HE2	1.94	0.49
17:8A:56:VAL:CG1	17:8A:78:GLU:HG3	2.42	0.49
9:8E:70:LYS:O	9:8E:74:ILE:HD12	2.12	0.49
18:9A:32:ARG:HA	18:9A:69:THR:HG21	1.93	0.49
18:9A:45:SER:OG	18:9A:47:THR:OG1	2.26	0.49
18:9I:42:ARG:HB3	18:9I:42:ARG:HH11	1.76	0.49
1:1G:191(F):U:N3	20:BA:105:SER:OG	2.37	0.49
42:C8:69:CYS:SG	42:C8:79:PHE:CD2	3.06	0.49
44:E8:41:LYS:HE3	53:N8:25:LEU:HD21	1.94	0.49
47:H8:103:ARG:CZ	47:H8:139:VAL:HG13	2.42	0.49
37:78:50:ARG:HD3	55:Q8:7:HIS:CD2	2.46	0.49
29:11:127:VAL:HA	29:11:193:VAL:HG22	1.93	0.49
1:13:1266:G:N2	1:13:1269:A:OP2	2.39	0.49
1:13:949:A:H3'	13:4I:102:ARG:HH12	1.75	0.49
26:14:1198:U:H2'	26:14:1199:U:C6	2.47	0.49
26:14:2262:U:H4'	26:14:2328:A:C2	2.47	0.49
26:14:309:G:H4'	46:C5:18:GLY:HA3	1.94	0.49
26:14:818:G:H5'	26:14:839:U:OP1	2.11	0.49
2:1E:74:LYS:HG3	2:1E:75:LYS:H	1.77	0.49
1:1G:1154:G:H2'	1:1G:1155:G:H8	1.77	0.49
1:1G:1274:G:H21	1:1G:1275:A:H62	1.60	0.49
1:1G:413:G:HO2'	1:1G:414:A:P	2.35	0.49
26:1H:1050:A:N7	33:51:3:ARG:NH2	2.59	0.49
26:1H:2257:U:O2'	26:1H:2258:C:H5'	2.12	0.49
26:1H:524:U:H2'	26:1H:525:U:C6	2.47	0.49
26:1H:724:U:H2'	26:1H:725:G:O4'	2.12	0.49
56:1L:17:U:O2'	56:1L:18:G:OP2	2.21	0.49
26:14:637:A:H2'	37:35:117:GLU:OE2	2.13	0.49
37:35:57:THR:HG22	37:35:60:MET:H	1.77	0.49
38:45:135:ASP:HA	47:D5:81:ARG:HH12	1.77	0.49
32:49:5:VAL:HA	52:I5:23:GLU:CD	2.33	0.49
33:51:23:ARG:NH2	33:51:25:LYS:HD2	2.27	0.49
6:5E:43:LEU:HD23	6:5E:43:LEU:O	2.12	0.49
6:5E:44:GLY:HA2	6:5E:59:TYR:CZ	2.47	0.49
34:61:77:LEU:CD2	34:61:101:LEU:HG	2.40	0.49
15:6A:36:ILE:HG23	15:6A:56:LEU:HD11	1.94	0.49
7:6E:92:SER:O	7:6E:96:GLN:HG3	2.13	0.49
8:72:88:LYS:O	8:72:92:ARG:HD3	2.12	0.49
8:7E:80:ILE:H	8:7E:80:ILE:HD12	1.77	0.49

*Continued on next page...*

*Continued from previous page...*

Atom-1	Atom-2	Interatomic distance (Å)	Clash overlap (Å)
9:8E:10:ARG:HG3	9:8E:11:LYS:HG2	1.93	0.49
41:B8:35:LYS:HE3	41:B8:38:ASN:HA	1.93	0.49
46:C5:29:GLU:OE2	46:C5:38:ILE:HG12	2.12	0.49
43:D8:56:SER:O	43:D8:100:ARG:N	2.45	0.49
50:G5:38:GLN:O	50:G5:41:ILE:HG12	2.11	0.49
46:G8:5:MET:HE1	46:G8:32:PRO:HA	1.94	0.49
26:1H:2228:G:OP2	29:11:263:ARG:NH2	2.45	0.49
1:13:1369:C:H2'	1:13:1370:G:C8	2.48	0.49
1:13:539:A:H2'	1:13:540:G:C8	2.48	0.49
26:14:2695:C:H2'	26:14:2696:U:C6	2.46	0.49
26:14:755:C:H2'	26:14:756:C:C6	2.47	0.49
26:14:869:G:N2	26:14:870:A:H1'	2.26	0.49
35:15:26:LEU:HD12	35:15:29:LYS:NZ	2.27	0.49
10:1A:48:THR:OG1	10:1A:62:HIS:ND1	2.43	0.49
2:1E:84:GLU:OE1	2:1E:219:VAL:HG11	2.12	0.49
1:1G:1208:C:H2'	1:1G:1209:C:H6	1.77	0.49
1:1G:1333:A:H2'	1:1G:1334:G:O4'	2.12	0.49
26:1H:1899:G:N2	26:1H:1902:C:H41	2.07	0.49
26:1H:1945:G:H2'	26:1H:1946:U:H6	1.74	0.49
26:1H:2210:G:H5'	26:1H:2211:G:N7	2.26	0.49
26:1H:2751:G:N7	33:51:3:ARG:NH1	2.60	0.49
26:1H:2854:G:H2'	26:1H:2855:C:C6	2.47	0.49
3:22:113:ALA:HB2	3:22:202:ILE:HG13	1.93	0.49
1:13:1106:G:H5''	3:2E:172:ARG:HG2	1.94	0.49
4:3E:104:VAL:HA	4:3E:107:ARG:HB2	1.95	0.49
4:3E:176:LEU:CG	4:3E:183:GLY:HA2	2.42	0.49
13:4A:84:ILE:HG13	13:4A:84:ILE:O	2.12	0.49
33:51:152:ARG:HG3	33:51:161:GLY:HA2	1.95	0.49
30:29:111:ARG:HA	39:55:1:MET:SD	2.52	0.49
33:59:52:VAL:HG23	33:59:65:HIS:HE2	1.78	0.49
33:59:89:ILE:HG12	33:59:89:ILE:O	2.13	0.49
40:65:16:ASN:O	40:65:20:ARG:CZ	2.61	0.49
34:69:103:ARG:HG2	34:69:104:GLN:N	2.26	0.49
15:6A:87:ILE:HG22	15:6A:88:ARG:N	2.27	0.49
26:1H:252:G:OP2	37:78:50:ARG:NH1	2.45	0.49
16:7A:18:ARG:HA	16:7A:38:TYR:HA	1.94	0.49
1:13:583:A:O2'	17:8I:91:ARG:HD3	2.12	0.49
44:A5:40:ASN:O	44:A5:41:LYS:HG3	2.13	0.49
40:A8:106:ARG:N	40:A8:106:ARG:HD3	2.27	0.49
42:C8:92:ARG:NH2	42:C8:95:LEU:N	2.57	0.49
49:F5:85:LEU:HD23	49:F5:86:SER:N	2.27	0.49

*Continued on next page...*

*Continued from previous page...*

Atom-1	Atom-2	Interatomic distance (Å)	Clash overlap (Å)
26:14:931:G:HO2'	51:H5:24:LYS:HZ1	1.51	0.49
52:I5:13:ARG:NH2	52:I5:21:VAL:HG12	2.28	0.49
1:13:1286:A:H8	1:13:1287:A:H4'	1.72	0.49
1:13:667:G:H4'	15:6I:51:HIS:ND1	2.28	0.49
26:14:1332:G:N2	26:14:1609:A:O2'	2.45	0.49
26:14:2074:U:H2'	26:14:2075:U:C6	2.48	0.49
26:14:2432:A:H2'	26:14:2433:A:C8	2.48	0.49
26:14:41:C:H2'	26:14:43:G:H8	1.76	0.49
26:14:57:C:H2'	26:14:58:G:O4'	2.12	0.49
26:14:823:G:H2'	26:14:824:A:C8	2.48	0.49
1:1G:1329:A:H5''	13:4A:25:ILE:O	2.12	0.49
26:1H:1464:C:O2'	26:1H:1528:A:H8	1.96	0.49
26:1H:1695:G:N7	29:11:14:ARG:NH2	2.61	0.49
26:1H:2262:U:OP1	26:1H:2387:U:O2'	2.26	0.49
26:1H:307:G:N7	61:1H:3810:HOH:O	2.35	0.49
27:1J:28:C:OP1	40:65:36:TYR:OH	2.22	0.49
11:2A:48:ILE:HG13	11:2A:49:GLY:N	2.27	0.49
31:31:65:TRP:HB2	31:31:66:PRO:CD	2.42	0.49
26:14:322:A:OP2	31:39:169:ASN:HB2	2.13	0.49
31:39:7:TYR:HE1	31:39:17:ARG:N	2.10	0.49
32:49:77:ILE:H	32:49:82:LEU:CD2	2.24	0.49
13:4A:84:ILE:HB	19:AA:63:THR:HG21	1.95	0.49
14:5A:12:ARG:HH22	14:5A:17:LYS:HA	1.76	0.49
28:71:8:ARG:NH1	28:71:11:LEU:HB3	2.27	0.49
42:85:99:ALA:HB2	42:85:106:PHE:CD1	2.47	0.49
38:88:59:ARG:NH1	38:88:61:GLY:C	2.66	0.49
46:C5:40:GLU:N	46:C5:40:GLU:OE1	2.46	0.49
50:K8:42:GLY:C	50:K8:44:LEU:H	2.15	0.49
2:12:220:ASP:H	2:12:222:ILE:HD13	1.77	0.49
1:13:1148:U:H2'	1:13:1149:C:O4'	2.13	0.49
1:13:825:G:H2'	1:13:826:C:H6	1.77	0.49
26:14:1365:A:OP2	49:F5:3:LYS:HB2	2.13	0.49
26:14:1501:C:N4	61:14:3650:HOH:O	2.20	0.49
26:14:2649:U:H2'	26:14:2650:U:C6	2.47	0.49
26:14:2859:G:H3'	26:14:2859:G:C8	2.48	0.49
26:14:631:A:O2'	37:35:67:MET:HB3	2.12	0.49
2:1E:168:THR:HG23	2:1E:192:SER:CB	2.42	0.49
1:1G:1051:C:H2'	1:1G:1052:U:C6	2.47	0.49
1:1G:1072:G:C5	1:1G:1073:U:C4	3.01	0.49
1:1G:1308:U:H5''	13:4A:98:VAL:HG22	1.95	0.49
1:1G:457:C:H2'	1:1G:458:C:H6	1.76	0.49

*Continued on next page...*

*Continued from previous page...*

Atom-1	Atom-2	Interatomic distance (Å)	Clash overlap (Å)
26:1H:1575:C:H2'	26:1H:1576:U:C6	2.47	0.49
26:1H:2154:G:H2'	26:1H:2155:G:C8	2.43	0.49
26:1H:588:U:O4	26:1H:670:A:H1'	2.13	0.49
27:1J:44:G:H1'	27:1J:47:C:N4	2.23	0.49
56:1L:26:A:H62	56:1L:44:G:H22	1.59	0.49
1:1G:1107:C:P	3:22:172:ARG:CZ	3.01	0.49
1:13:427:U:OP1	4:3E:13:ARG:NH2	2.43	0.49
24:3K:15:G:H8	24:3K:15:G:O5'	1.95	0.49
32:41:11:TYR:O	32:41:15:VAL:HG13	2.13	0.49
32:41:72:ARG:NH1	32:41:73:ALA:H	2.11	0.49
38:45:12:GLN:HG2	38:45:73:PRO:HD2	1.94	0.49
32:49:8:LYS:O	32:49:11:TYR:HB3	2.13	0.49
5:4E:37:ARG:HH11	5:4E:37:ARG:HB2	1.77	0.49
13:4I:5:ALA:HB2	13:4I:61:GLU:CG	2.43	0.49
6:5E:67:MET:HB2	6:5E:68:PRO:HD2	1.92	0.49
26:1H:270(N):G:H21	34:61:50:ARG:NH2	2.11	0.49
40:65:29:PHE:HD1	40:65:30:ARG:N	2.11	0.49
8:72:51:VAL:HG21	8:72:60:ARG:HB2	1.94	0.49
41:75:73:GLU:OE1	41:75:103:ARG:HD3	2.12	0.49
44:A5:97:LYS:HE2	44:A5:99:ARG:HH21	1.77	0.49
20:BA:75:ASN:N	20:BA:75:ASN:OD1	2.45	0.49
29:11:237:GLU:N	61:11:406:HOH:O	2.46	0.49
1:13:160:A:C6	1:13:344:A:H8	2.31	0.49
1:13:501:C:H2'	1:13:502:G:H8	1.76	0.49
1:13:677:U:H3	1:13:713:G:H22	1.59	0.49
1:13:859:A:H2'	1:13:860:A:H8	1.76	0.49
26:14:1049:C:O2'	26:14:1113:U:O2'	2.28	0.49
26:14:1883:G:HO2'	26:14:1884:A:H8	1.59	0.49
26:14:196:A:OP2	37:35:46:LYS:NZ	2.45	0.49
26:14:274:G:H2'	26:14:275:G:H1'	1.95	0.49
26:14:200:U:O2	26:14:386:G:N2	2.45	0.49
26:14:630:G:N2	26:14:633:A:OP2	2.40	0.49
26:14:6:A:N3	26:14:6:A:H2'	2.27	0.49
26:1H:1206:G:C6	26:1H:1207:C:C4	3.01	0.49
26:1H:1357:U:H2'	26:1H:1358:G:O4'	2.13	0.49
26:1H:234:C:H2'	26:1H:235:U:C6	2.47	0.49
26:1H:254:G:O6	55:Q8:5:LYS:HG2	2.12	0.49
26:1H:484:C:H2'	26:1H:485:C:H6	1.77	0.49
26:1H:592:G:H5''	26:1H:592:G:H8	1.77	0.49
26:1H:634:C:H2'	26:1H:635:C:C6	2.46	0.49
3:22:87:LEU:HB2	3:22:88:ARG:HD2	1.94	0.49

*Continued on next page...*



*Continued from previous page...*

Atom-1	Atom-2	Interatomic distance (Å)	Clash overlap (Å)
11:2I:20:TYR:O	11:2I:30:VAL:HA	2.12	0.49
26:1H:2444:G:OP2	31:31:68:LYS:HD2	2.12	0.49
37:35:97:PRO:C	37:35:99:LEU:H	2.14	0.49
12:3A:40:VAL:HG21	12:3A:77:LEU:O	2.12	0.49
4:3E:32:ALA:HA	4:3E:35:ARG:HG3	1.93	0.49
32:41:37:VAL:HG22	32:41:99:MET:HG3	1.93	0.49
5:42:39:GLY:HA2	5:42:113:ALA:O	2.12	0.49
5:42:28:PHE:HZ	25:4L:25:A:O2'	1.95	0.49
33:51:121:ILE:HG12	33:51:144:VAL:HG21	1.94	0.49
35:58:128:HIS:HB2	35:58:129:PRO:HD2	1.93	0.49
33:59:103:LEU:HD21	33:59:133:VAL:HG11	1.94	0.49
33:59:152:ARG:HA	33:59:152:ARG:NE	2.25	0.49
28:71:22:ILE:O	28:71:26:ALA:N	2.46	0.49
18:9A:33:ASP:HA	61:9A:203:HOH:O	2.12	0.49
40:A8:49:VAL:HG11	40:A8:77:ALA:HA	1.94	0.49
20:BA:49:ALA:HA	20:BA:52:ALA:HB3	1.95	0.49
47:D5:4:ARG:HH22	47:D5:57:ILE:HG23	1.76	0.49
50:G5:51:ARG:HH11	50:G5:51:ARG:HB2	1.77	0.49
1:13:188:U:H2'	1:13:189:U:H5''	1.93	0.49
26:14:83:G:N2	26:14:103:A:OP2	2.39	0.49
26:14:19:C:H2'	26:14:20:C:C6	2.48	0.49
26:14:2543:G:H2'	26:14:2544:G:C8	2.48	0.49
26:14:868:U:C4	26:14:869:G:N7	2.81	0.49
29:19:70:TRP:CE2	29:19:150:LYS:HD3	2.48	0.49
1:1G:624:C:H2'	1:1G:625:G:H8	1.77	0.49
1:1G:792:A:H4'	1:1G:793:U:O5'	2.13	0.49
1:1G:932:C:OP2	7:62:4:ARG:NH2	2.46	0.49
26:1H:1416:G:H21	26:1H:1586:A:H62	1.61	0.49
26:1H:1727:U:H2'	26:1H:1728:G:O4'	2.12	0.49
26:1H:2262:U:O2'	26:1H:2263:C:H5'	2.11	0.49
26:1H:2327:A:H2'	26:1H:2328:A:C8	2.48	0.49
1:1G:619:U:N3	4:32:134:ASP:OD1	2.42	0.49
4:3E:46:LYS:HB2	4:3E:46:LYS:NZ	2.28	0.49
32:41:80:PHE:CD2	32:41:82:LEU:HD22	2.47	0.49
5:4E:113:ALA:O	5:4E:115:VAL:HG22	2.13	0.49
33:51:56:SER:OG	33:51:58:GLU:HG2	2.12	0.49
6:5E:14:LEU:HG	6:5E:18:GLN:HB2	1.93	0.49
1:1G:1373:G:H5''	7:62:36:LYS:HD2	1.94	0.49
8:72:82:HIS:HB3	8:72:138:TRP:NE1	2.28	0.49
8:7E:10:LEU:HD21	8:7E:135:CYS:SG	2.53	0.49
38:88:27:VAL:HG13	38:88:138:ASP:OD2	2.13	0.49

*Continued on next page...*

*Continued from previous page...*

Atom-1	Atom-2	Interatomic distance (Å)	Clash overlap (Å)
20:BA:33:ILE:HG12	20:BA:33:ILE:O	2.13	0.49
20:BA:76:ALA:O	20:BA:80:ARG:HG3	2.13	0.49
27:1J:105:G:H5'	47:D5:31:ARG:NE	2.26	0.49
1:13:1126:U:C4	1:13:1127:G:C5	3.01	0.49
1:13:194:C:H2'	1:13:195:A:H5''	1.95	0.49
1:13:376:G:H5''	1:13:376:G:H8	1.77	0.49
1:13:658:G:H2'	1:13:659:U:H6	1.78	0.49
1:13:953:G:H5'	1:13:965:A:N6	2.21	0.49
26:14:1430:C:H2'	26:14:1431:U:H6	1.76	0.49
26:14:1946:U:H2'	26:14:1947:C:C6	2.48	0.49
29:19:60:ARG:HD3	29:19:86:PRO:HB2	1.94	0.49
10:1A:22:LYS:HE2	10:1A:29:ARG:HH12	1.78	0.49
10:1A:30:SER:HB3	10:1A:80:LYS:HZ2	1.78	0.49
2:1E:94:ASN:OD1	2:1E:96:ARG:NH1	2.45	0.49
1:1G:605:U:H2'	1:1G:606:G:O4'	2.13	0.49
1:1G:821:G:H2'	1:1G:822:C:C6	2.48	0.49
1:1G:957:U:H2'	1:1G:959:A:OP2	2.12	0.49
26:1H:1535:U:H5''	26:1H:1537:C:H42	1.78	0.49
26:1H:1581:G:H2'	26:1H:1582:C:O4'	2.12	0.49
26:1H:336:C:H5''	46:G8:6:HIS:CD2	2.48	0.49
26:1H:880:G:H1	26:1H:897:C:N4	2.08	0.49
56:1L:17:U:O2'	56:1L:57:G:N2	2.46	0.49
3:2E:8:ILE:HD11	14:5I:50:LYS:CA	2.41	0.49
31:31:11:VAL:HA	31:31:125:LEU:O	2.13	0.49
31:39:148:LEU:HD12	31:39:172:TRP:CH2	2.48	0.49
31:39:154:VAL:HA	31:39:191:ARG:O	2.12	0.49
38:45:27:VAL:HG23	38:45:28:ALA:HB2	1.93	0.49
39:55:38:VAL:HG22	39:55:112:ALA:HB2	1.95	0.49
34:61:110:ASP:N	34:61:113:ARG:NH2	2.59	0.49
34:61:2:LYS:HB3	34:61:39:ALA:HB3	1.94	0.49
34:61:61:ARG:HD3	34:61:61:ARG:HA	1.64	0.49
28:71:66:HIS:CG	28:71:180:PHE:CE2	3.01	0.49
26:1H:1195:G:N7	37:78:15:ARG:NH2	2.61	0.49
37:78:63:PRO:HD3	55:Q8:27:THR:HG22	1.94	0.49
8:7E:109:ILE:HD11	8:7E:111:ILE:HG23	1.95	0.49
42:85:91:ASP:O	42:85:93:LYS:N	2.46	0.49
38:88:60:ARG:HG3	38:88:60:ARG:O	2.12	0.49
39:98:33:ARG:NH2	53:N8:55:ARG:HB3	2.28	0.49
18:9A:31:LEU:H	18:9A:31:LEU:HD23	1.78	0.49
44:A5:11:ARG:HG2	44:A5:11:ARG:NH1	2.27	0.49
19:AI:41:VAL:HG12	19:AI:44:MET:CB	2.43	0.49

*Continued on next page...*

*Continued from previous page...*

Atom-1	Atom-2	Interatomic distance (Å)	Clash overlap (Å)
41:B8:1:MET:HB3	41:B8:1:MET:HE2	1.65	0.49
26:14:94:G:N2	50:G5:47:ASN:HD22	2.07	0.49
46:G8:29:GLU:HB3	46:G8:38:ILE:HG23	1.93	0.49
51:H5:30:ARG:C	51:H5:30:ARG:HD3	2.32	0.49
50:K8:59:ARG:O	50:K8:63:VAL:HG23	2.13	0.49
52:M8:4:GLY:O	52:M8:6:HIS:N	2.45	0.49
26:1H:125:G:OP2	54:P8:23:ARG:NH2	2.44	0.49
29:11:30:GLU:HB2	29:11:35:LYS:HD3	1.94	0.49
29:11:68:LYS:HB3	29:11:70:TRP:CH2	2.48	0.49
1:13:1504:G:OP1	1:13:1507:A:H4'	2.13	0.49
1:13:954:G:H2'	1:13:955:U:C6	2.48	0.49
26:14:1171:G:O2'	26:14:1173:G:O4'	2.30	0.49
26:14:1204:A:H2	26:14:1241:A:N1	2.11	0.49
26:14:2146:C:H4'	26:14:2147:G:C8	2.48	0.49
29:19:70:TRP:C	29:19:70:TRP:CD1	2.87	0.49
10:1A:50:ILE:HG13	14:5A:41:ARG:NH1	2.25	0.49
2:1E:163:PHE:HA	2:1E:185:ILE:O	2.13	0.49
1:1G:1497:G:H2'	1:1G:1498:U:H5'	1.94	0.49
26:1H:1264:G:H5'	53:N8:11:THR:HG21	1.95	0.49
26:1H:1533:C:C6	26:1H:1534:G:H5''	2.48	0.49
10:1I:48:THR:HB	10:1I:62:HIS:ND1	2.28	0.49
27:1J:36:C:N3	27:1J:49:C:O2'	2.42	0.49
3:22:90:GLU:HB2	3:22:93:LYS:HE2	1.95	0.49
11:2I:19:ALA:O	11:2I:82:VAL:HA	2.13	0.49
4:32:22:LYS:HB2	4:32:26:CYS:SG	2.53	0.49
31:39:5:ALA:O	31:39:17:ARG:NE	2.46	0.49
24:3K:71:C:O2	26:1H:1851:U:O2'	2.29	0.49
5:42:80:ILE:HD13	8:72:104:ARG:HH21	1.77	0.49
32:49:63:ILE:HD11	32:49:141:PHE:CD2	2.48	0.49
32:49:84:LYS:N	32:49:84:LYS:HZ3	2.11	0.49
5:4E:145:LYS:O	5:4E:148:VAL:HG22	2.13	0.49
25:4K:19:G:N3	25:4K:19:G:H2'	2.27	0.49
4:3E:197:PRO:HD3	6:52:16:GLN:HG3	1.95	0.49
34:61:127:VAL:HA	34:61:138:ILE:O	2.12	0.49
7:62:26:PHE:CE2	7:62:30:ILE:HD11	2.48	0.49
37:78:13:ASN:O	37:78:15:ARG:N	2.46	0.49
37:78:50:ARG:HH21	37:78:50:ARG:HG3	1.78	0.49
26:14:2123:G:O2'	28:79:172:HIS:HB2	2.12	0.49
8:7E:87:SER:CB	8:7E:93:VAL:H	2.26	0.49
45:B5:12:VAL:HG23	45:B5:17:ALA:HB2	1.94	0.49
20:BI:19:SER:O	20:BI:23:ARG:NH2	2.45	0.49

*Continued on next page...*

*Continued from previous page...*

Atom-1	Atom-2	Interatomic distance (Å)	Clash overlap (Å)
20:BI:38:LYS:O	20:BI:41:ILE:HG13	2.13	0.49
42:C8:28:ARG:NE	42:C8:38:THR:OG1	2.45	0.49
47:D5:92:SER:O	47:D5:94:GLU:N	2.45	0.49
27:1J:43:C:OP1	52:I5:6:HIS:HE1	1.96	0.49
49:J8:87:PRO:HB2	49:J8:91:LYS:HZ3	1.77	0.49
49:J8:92:LYS:HE3	49:J8:95:LEU:HD12	1.95	0.49
29:11:24:ILE:HA	29:11:82:ILE:HD11	1.95	0.48
2:12:114:ARG:O	2:12:118:LEU:HD23	2.12	0.48
1:13:160:A:C6	1:13:344:A:C8	3.00	0.48
1:13:60:A:H4'	1:13:61:G:H5'	1.94	0.48
26:14:1242:A:N1	37:35:2:LYS:NZ	2.61	0.48
26:14:588:U:O4	26:14:670:A:H1'	2.13	0.48
35:15:11:PRO:HG2	35:15:51:PHE:HE1	1.77	0.48
10:1A:66:ARG:NH1	10:1A:67:THR:H	2.11	0.48
1:1G:1105:A:H2'	1:1G:1106:G:H8	1.78	0.48
1:1G:1068:G:N2	1:1G:1191:A:N3	2.56	0.48
1:1G:978:A:O2'	1:1G:1322:C:N4	2.46	0.48
1:1G:135:C:O2	16:7A:1:MET:HB3	2.13	0.48
1:1G:1435:G:H2'	1:1G:1436:U:C5	2.48	0.48
1:1G:512:U:H2'	1:1G:513:C:C6	2.48	0.48
26:1H:1255:U:O2'	61:1H:3755:HOH:O	2.20	0.48
26:1H:1614:A:H8	26:1H:1614:A:P	2.36	0.48
26:1H:1777:U:O2'	26:1H:1778:U:H5'	2.12	0.48
26:1H:817:C:H4'	26:1H:932:G:C5	2.48	0.48
30:21:119:ARG:HD2	30:21:160:TYR:HB2	1.95	0.48
30:29:52:LEU:HD11	30:29:75:VAL:HG22	1.94	0.48
1:1G:529:G:O6	12:3A:49:ASN:HA	2.12	0.48
4:3E:84:LYS:HE2	4:3E:86:LYS:HB3	1.94	0.48
4:3E:85:LYS:HE3	4:3E:89:THR:HA	1.95	0.48
32:49:5:VAL:HB	32:49:8:LYS:HB3	1.94	0.48
39:55:38:VAL:O	39:55:42:LYS:HG3	2.13	0.48
1:13:1218:C:OP2	14:5I:9:LYS:NZ	2.43	0.48
40:65:63:THR:O	40:65:66:ALA:HB3	2.13	0.48
28:71:184:LYS:HZ2	28:71:185:LEU:HA	1.77	0.48
28:71:46:LYS:H	28:71:46:LYS:HD2	1.78	0.48
37:78:71:VAL:CG1	37:78:72:PRO:HD3	2.43	0.48
1:13:625:G:H4'	16:7I:16:HIS:ND1	2.27	0.48
9:8E:118:LYS:O	9:8E:119:ALA:HB3	2.13	0.48
17:8I:17:LYS:HB3	17:8I:17:LYS:NZ	2.27	0.48
42:C8:108:GLU:OE1	42:C8:112:ARG:NH1	2.42	0.48
52:I5:48:ARG:HG2	52:I5:49:PHE:H	1.78	0.48

*Continued on next page...*

*Continued from previous page...*

Atom-1	Atom-2	Interatomic distance (Å)	Clash overlap (Å)
1:13:1031:G:H2'	1:13:1032:A:H5'	1.96	0.48
29:19:31:LYS:NZ	29:19:33:LEU:HB3	2.28	0.48
2:1E:180:LEU:HB3	2:1E:182:ILE:HG13	1.95	0.48
1:1G:187:C:H2'	1:1G:188:U:O4'	2.12	0.48
1:1G:232:G:H2'	1:1G:233:C:O4'	2.13	0.48
1:1G:281:G:H8	1:1G:281:G:OP2	1.97	0.48
1:1G:309:G:O2'	1:1G:607:A:N1	2.44	0.48
1:1G:520:A:N1	1:1G:536:C:H1'	2.28	0.48
26:1H:2150:U:H2'	26:1H:2151:G:C8	2.48	0.48
26:1H:2239:G:H5'	29:11:251:GLY:HA3	1.94	0.48
26:1H:686:G:OP1	54:P8:11:LYS:NZ	2.46	0.48
26:1H:868:U:C4	26:1H:869:G:N7	2.81	0.48
26:1H:934:G:H2'	26:1H:935:C:C6	2.48	0.48
27:1J:15:A:H5'	27:1J:16:G:C8	2.48	0.48
27:1J:78:A:H2'	27:1J:79:C:O4'	2.13	0.48
31:31:39:TRP:CH2	31:31:106:ARG:HD3	2.47	0.48
37:35:79:ARG:HG3	37:35:110:TYR:CD1	2.48	0.48
4:3E:173:TRP:CZ3	4:3E:193:ASP:HB3	2.48	0.48
32:49:17:PRO:O	32:49:20:ILE:HG22	2.13	0.48
13:4I:13:LYS:HZ3	13:4I:17:VAL:HG13	1.75	0.48
13:4I:23:TYR:HD1	13:4I:67:GLU:HA	1.76	0.48
13:4I:49:THR:O	13:4I:52:GLU:N	2.46	0.48
26:1H:1140:C:OP1	35:58:23:LEU:HB3	2.12	0.48
7:62:38:LEU:HG	7:62:41:ARG:NH2	2.28	0.48
40:65:110:LEU:HA	40:65:111:GLU:HG3	1.95	0.48
40:65:64:GLU:CD	40:65:64:GLU:N	2.67	0.48
28:71:215:THR:HG22	28:71:216:THR:O	2.13	0.48
26:1H:2483:C:O2	38:88:124:LYS:HE3	2.13	0.48
17:8I:45:HIS:HD2	17:8I:65:ILE:HG12	1.78	0.48
42:C8:110:VAL:O	42:C8:114:LYS:HG3	2.13	0.48
47:H8:33:LEU:HD22	47:H8:34:ASN:H	1.76	0.48
26:1H:1825:A:O4'	29:11:254:THR:HG21	2.13	0.48
1:13:626:U:H2'	1:13:627:G:C8	2.48	0.48
26:14:1543:A:H1'	26:14:1545:A:H1'	1.95	0.48
26:14:1628:G:H2'	26:14:1629:U:H6	1.77	0.48
26:14:2212:A:O2'	26:14:2213:U:O5'	2.30	0.48
26:14:910:A:N3	26:14:2264:C:O2'	2.39	0.48
10:1A:42:THR:HG23	10:1A:68:HIS:HA	1.95	0.48
1:1G:280:C:H3'	1:1G:281:G:H5'	1.95	0.48
26:1H:1324:G:C4	26:1H:1328:G:O6	2.67	0.48
26:1H:2283:C:H2'	26:1H:2284:C:O4'	2.13	0.48

*Continued on next page...*

*Continued from previous page...*

Atom-1	Atom-2	Interatomic distance (Å)	Clash overlap (Å)
11:2A:21:ILE:HG13	11:2A:21:ILE:O	2.13	0.48
23:2K:1:C:H2'	23:2K:2:G:H5'	1.95	0.48
1:13:406:G:H5''	4:3E:5:ILE:HG21	1.95	0.48
32:41:39:ILE:HG23	32:41:155:MET:HE3	1.95	0.48
38:45:38:GLU:HG3	38:45:127:ILE:CG1	2.41	0.48
32:49:27:ASN:HB3	32:49:30:GLU:HG3	1.94	0.48
1:1G:1302:U:C5	13:4A:17:VAL:HG21	2.48	0.48
13:4A:45:VAL:HA	13:4A:48:LEU:HD21	1.95	0.48
6:5E:3:ARG:HD2	6:5E:64:GLN:OE1	2.13	0.48
34:61:93:THR:HG23	34:61:96:ASP:N	2.26	0.48
34:69:76:THR:O	34:69:78:THR:HG22	2.13	0.48
8:7E:11:THR:HG22	8:7E:14:ARG:NH2	2.27	0.48
8:7E:7:ALA:O	8:7E:11:THR:HG23	2.13	0.48
1:13:590:C:P	8:7E:29:SER:HG	2.34	0.48
8:7E:86:ILE:HG22	8:7E:87:SER:H	1.78	0.48
16:7I:18:ARG:O	16:7I:20:VAL:HG13	2.13	0.48
9:82:99:LEU:HB3	9:82:101:PHE:CE2	2.48	0.48
42:85:92:ARG:CG	42:85:92:ARG:HH11	2.26	0.48
43:95:37:VAL:HB	43:95:52:VAL:HG13	1.95	0.48
26:1H:1278:A:O2'	39:98:34:ILE:HD11	2.13	0.48
40:A8:84:GLN:HA	40:A8:111:GLU:OE2	2.14	0.48
41:B8:105:LEU:C	41:B8:107:ASP:H	2.17	0.48
36:68:104:ARG:HD3	41:B8:36:GLU:HG2	1.94	0.48
47:H8:103:ARG:HG3	47:H8:137:ILE:O	2.13	0.48
55:M5:34:TRP:HA	55:M5:34:TRP:HE3	1.79	0.48
26:14:2543:G:H21	26:14:2646:C:H5''	1.78	0.48
26:14:2645:G:H3'	26:14:2646:C:H5'	1.95	0.48
26:14:459:U:H4'	54:L5:40:TRP:CZ3	2.48	0.48
29:19:146:GLU:HB2	29:19:189:CYS:HB3	1.96	0.48
3:22:21:ARG:HH22	10:1A:11:PHE:HB2	1.78	0.48
1:1G:1206:G:OP1	3:22:190:ARG:NH2	2.46	0.48
1:1G:1227:A:H8	1:1G:1227:A:H3'	1.78	0.48
1:1G:130:A:O2'	1:1G:131:C:O5'	2.25	0.48
1:1G:559:A:H4'	1:1G:560:U:H5''	1.95	0.48
26:1H:1636:C:H2'	26:1H:1637:A:C8	2.48	0.48
26:1H:2029:G:N7	26:1H:2031:A:H5'	2.29	0.48
26:1H:2186:G:H2'	26:1H:2187:G:H8	1.78	0.48
22:1K:74:C:N4	26:1H:2507:C:O3'	2.46	0.48
26:1H:2887:U:H2'	26:1H:2888:C:C6	2.49	0.48
26:1H:589:C:H2'	26:1H:590:A:C8	2.49	0.48
26:1H:65:C:H2'	26:1H:66:C:H6	1.78	0.48

*Continued on next page...*

*Continued from previous page...*

Atom-1	Atom-2	Interatomic distance (Å)	Clash overlap (Å)
10:1I:61:GLU:OE1	14:5I:49:HIS:HE1	1.96	0.48
30:21:84:PHE:CE2	30:21:91:VAL:HG11	2.48	0.48
30:29:51:PHE:HB3	30:29:76:ARG:NH1	2.29	0.48
23:2L:2:G:H5'	48:E5:8:GLY:HA2	1.95	0.48
31:39:110:LEU:HD21	31:39:206:ILE:HD11	1.94	0.48
13:4A:54:VAL:HA	13:4A:57:ARG:HG3	1.93	0.48
35:58:66:LYS:O	35:58:70:LYS:HB3	2.12	0.48
1:13:1060:C:H5'	14:5I:45:ARG:NH2	2.28	0.48
14:5I:53:LEU:O	14:5I:56:VAL:HG22	2.13	0.48
28:79:200:LYS:HZ2	28:79:208:PHE:HD2	1.61	0.48
42:85:61:TRP:HB3	42:85:93:LYS:O	2.13	0.48
17:8A:57:VAL:HG12	17:8A:76:LEU:HA	1.96	0.48
9:8E:79:LEU:HA	9:8E:82:ALA:HB3	1.94	0.48
17:8I:20:THR:HG22	17:8I:43:LEU:HD23	1.95	0.48
17:8I:67:LYS:HA	17:8I:67:LYS:HD3	1.75	0.48
44:A5:106:ILE:O	44:A5:106:ILE:HG13	2.13	0.48
19:AI:51:VAL:HG12	19:AI:52:TYR:H	1.78	0.48
43:D8:21:ARG:HD2	43:D8:91:TYR:CD1	2.48	0.48
19:AA:10:PHE:HB2	52:I5:63:TYR:CE2	2.49	0.48
52:M8:10:VAL:HG22	52:M8:11:PRO:HD2	1.95	0.48
1:13:1375:A:O2'	7:6E:29:LYS:NZ	2.46	0.48
1:13:407:G:P	4:3E:115:ARG:HH21	2.36	0.48
26:14:2577:A:H2'	26:14:2614:A:N6	2.28	0.48
26:14:2693:A:H2'	26:14:2694:G:H8	1.78	0.48
26:14:363(F):A:OP2	26:14:363(F):A:H8	1.96	0.48
26:14:392:C:H5''	26:14:409:C:H5''	1.96	0.48
2:1E:112:VAL:HG21	2:1E:153:ARG:HA	1.96	0.48
1:1G:1048:G:OP1	14:5A:4:LYS:HG2	2.13	0.48
1:1G:489:C:H2'	1:1G:490:G:C8	2.49	0.48
26:1H:142:G:H2'	26:1H:143:C:C6	2.48	0.48
26:1H:2129:C:OP1	28:71:6:ARG:NE	2.46	0.48
26:1H:2137:C:O2	26:1H:2155:G:N1	2.45	0.48
26:1H:811:U:H2'	37:78:21:ARG:HA	1.95	0.48
30:21:46:ALA:HB2	30:21:82:ARG:HA	1.93	0.48
30:21:66:HIS:CG	30:21:66:HIS:O	2.67	0.48
3:2E:40:ARG:HE	3:2E:55:VAL:HG13	1.78	0.48
3:2E:78:GLY:CA	3:2E:83:ARG:HB2	2.41	0.48
31:39:148:LEU:HD12	31:39:172:TRP:HH2	1.78	0.48
4:3E:176:LEU:HD11	4:3E:183:GLY:CA	2.43	0.48
33:51:83:TYR:HB2	33:51:135:GLY:O	2.13	0.48
35:58:39:ARG:NH2	35:58:41:ASP:OD2	2.47	0.48

*Continued on next page...*

*Continued from previous page...*

Atom-1	Atom-2	Interatomic distance (Å)	Clash overlap (Å)
1:1G:932:C:OP2	7:62:4:ARG:CZ	2.61	0.48
1:13:932:C:P	7:6E:3:ARG:NE	2.86	0.48
8:7E:82:HIS:NE2	8:7E:136:GLU:OE2	2.44	0.48
8:7E:25:ASP:OD1	8:7E:60:ARG:HG3	2.13	0.48
17:8I:81:ARG:H	17:8I:81:ARG:NH1	2.12	0.48
18:9A:56:THR:HG21	18:9A:63:GLN:OE1	2.13	0.48
19:AI:22:LEU:O	19:AI:28:LYS:NZ	2.46	0.48
48:I8:83:PRO:O	48:I8:84:LEU:HB2	2.13	0.48
26:1H:189:G:P	49:J8:39:LYS:HE3	2.53	0.48
29:11:85:ASP:OD2	29:11:88:ARG:HD2	2.12	0.48
1:13:779:C:H2'	1:13:780:A:O4'	2.14	0.48
26:14:2261:C:O2'	26:14:2262:U:H5'	2.12	0.48
26:14:2273:A:H2'	26:14:2274:A:H8	1.77	0.48
26:14:827:U:H2'	26:14:2430:A:C2	2.49	0.48
26:14:2494:G:H2'	26:14:2495:G:H8	1.78	0.48
26:14:2648:C:H2'	26:14:2649:U:C6	2.49	0.48
27:16:39:A:O2'	27:16:46:A:N1	2.44	0.48
1:1G:1232:U:OP1	9:82:124:GLN:NE2	2.46	0.48
1:1G:1316:G:N2	1:1G:1318:A:H3'	2.28	0.48
1:1G:1391:U:H2'	1:1G:1392:G:C8	2.49	0.48
1:1G:1502:A:H2	1:1G:1505:G:N1	2.01	0.48
1:1G:589:C:N3	1:1G:650:G:N2	2.38	0.48
26:1H:1199:U:H2'	26:1H:1200:C:C6	2.49	0.48
26:1H:1404:C:O2'	26:1H:1405:U:H5'	2.13	0.48
26:1H:1448:G:H1'	26:1H:1528:A:H62	1.77	0.48
26:1H:1593:G:H2'	26:1H:1594:G:H8	1.79	0.48
26:1H:2031:A:N3	26:1H:2455:G:O2'	2.35	0.48
26:1H:818:G:H4'	26:1H:838:C:O3'	2.13	0.48
26:1H:850:C:O3'	51:L8:49:LYS:HE2	2.12	0.48
3:22:123:GLN:O	3:22:128:PHE:HD1	1.96	0.48
3:22:43:LEU:HD13	3:22:47:LEU:HB2	1.94	0.48
11:2A:33:THR:HA	11:2A:39:PRO:HA	1.95	0.48
3:2E:113:ALA:N	3:2E:183:ASP:OD2	2.42	0.48
24:3L:53:G:H2'	24:3L:54:U:H5'	1.96	0.48
5:42:107:ARG:O	5:42:111:GLU:N	2.40	0.48
5:42:94:ALA:HB1	5:42:98:THR:HG21	1.94	0.48
5:4E:82:VAL:HG11	5:4E:134:ALA:O	2.13	0.48
25:4K:11:U:H4'	25:4K:12:A:OP2	2.11	0.48
26:1H:2124:G:N2	28:71:42:GLU:OE2	2.23	0.48
8:72:12:ARG:NH1	8:72:26:VAL:HA	2.28	0.48
41:75:5:ALA:HB3	41:75:6:LEU:CB	2.44	0.48

*Continued on next page...*



*Continued from previous page...*

Atom-1	Atom-2	Interatomic distance (Å)	Clash overlap (Å)
26:14:1152:C:H5''	42:85:80:ILE:CD1	2.43	0.48
9:8E:48:GLU:HB3	9:8E:101:PHE:CZ	2.48	0.48
40:A8:111:GLU:HB2	40:A8:112:PHE:CD2	2.48	0.48
20:BA:41:ILE:HD12	20:BA:88:VAL:HG23	1.96	0.48
26:14:84:A:H5''	46:C5:8:LYS:CE	2.43	0.48
42:C8:95:LEU:HD21	43:D8:4:ILE:HG12	1.96	0.48
45:F8:60:ARG:NH1	45:F8:72:LYS:HE3	2.28	0.48
54:P8:41:ARG:HG3	54:P8:43:THR:O	2.14	0.48
29:11:244:ARG:HB2	29:11:245:PRO:HD2	1.95	0.48
1:13:109:A:H5'	1:13:110:C:C5	2.48	0.48
1:13:1129:C:N4	1:13:1143:G:H1	2.11	0.48
1:13:416:G:H2'	1:13:417:C:C6	2.49	0.48
26:14:635:C:O2'	26:14:639:U:OP1	2.25	0.48
26:14:875:G:H2'	26:14:876:C:H5'	1.95	0.48
26:14:91:A:C2'	26:14:92:G:H5'	2.43	0.48
1:1G:390:C:H2'	1:1G:391:G:C8	2.49	0.48
26:1H:35:G:H2'	26:1H:36:G:O4'	2.14	0.48
30:21:103:ASP:OD1	30:21:201:THR:HG23	2.13	0.48
23:2L:44:A:H2'	23:2L:45:A:C8	2.48	0.48
12:3I:42:THR:HA	12:3I:53:ARG:O	2.14	0.48
38:45:140:ALA:HB1	47:D5:73:GLN:HA	1.96	0.48
5:4E:127:ASN:O	5:4E:131:ILE:HG12	2.13	0.48
33:59:52:VAL:HG11	33:59:69:ARG:HB2	1.95	0.48
36:68:7:TYR:CZ	36:68:44:LYS:HG3	2.49	0.48
28:71:26:ALA:O	28:71:185:LEU:HD11	2.13	0.48
16:7I:13:HIS:C	16:7I:15:PRO:HD3	2.33	0.48
42:85:84:LYS:NZ	42:85:88:ILE:O	2.27	0.48
18:9I:42:ARG:HD2	18:9I:42:ARG:N	2.24	0.48
19:AI:51:VAL:O	19:AI:57:HIS:HA	2.13	0.48
20:BI:33:ILE:HG13	20:BI:34:LYS:N	2.28	0.48
44:E8:25:ARG:NH1	44:E8:74:ALA:O	2.46	0.48
47:H8:121:HIS:HB3	47:H8:123:ASP:O	2.13	0.48
47:H8:13:GLU:HB3	47:H8:18:LEU:HD21	1.95	0.48
2:12:96:ARG:HH12	2:12:98:LEU:CB	2.25	0.48
1:13:1326:C:OP1	21:1F:15:ARG:NH2	2.44	0.48
1:13:255:G:H3'	1:13:256:U:C6	2.48	0.48
1:13:339:C:H2'	1:13:340:U:C6	2.49	0.48
1:13:611:A:H61	1:13:629:G:H1	1.61	0.48
26:14:1973:G:H2'	26:14:1974:C:C6	2.48	0.48
26:14:827:U:H2'	26:14:2430:A:H2	1.78	0.48
26:14:2820:A:OP1	39:55:2:ARG:NH2	2.43	0.48

*Continued on next page...*

*Continued from previous page...*

Atom-1	Atom-2	Interatomic distance (Å)	Clash overlap (Å)
1:1G:1181:G:N2	1:1G:1182:G:O2'	2.47	0.48
1:1G:1206:G:C6	1:1G:1207:G:C5	3.02	0.48
26:1H:1239:G:H2'	26:1H:1240:U:O4'	2.14	0.48
26:1H:1359:A:H2	26:1H:1372:U:O4	1.97	0.48
26:1H:1644:C:H2'	26:1H:1645:G:H5'	1.96	0.48
26:1H:1799:G:H5'	26:1H:1819:A:N6	2.29	0.48
26:1H:2117:A:H2'	26:1H:2147:G:N2	2.29	0.48
26:1H:2771:C:H2'	26:1H:2772:C:H6	1.79	0.48
26:1H:607:U:N3	26:1H:621:A:C2	2.72	0.48
26:1H:839:U:H2'	26:1H:840:C:C6	2.48	0.48
30:21:105:THR:OG1	30:21:199:ARG:NH1	2.46	0.48
23:2L:41:C:H2'	23:2L:42:C:C6	2.49	0.48
31:39:122:LYS:HD2	31:39:191:ARG:HD2	1.96	0.48
12:3I:53:ARG:HB3	12:3I:69:TYR:HE1	1.78	0.48
32:49:94:LEU:C	32:49:95:ARG:HD3	2.34	0.48
13:4I:13:LYS:HZ3	13:4I:17:VAL:HG22	1.79	0.48
7:6E:51:GLN:HB3	7:6E:58:PRO:HG3	1.95	0.48
8:72:38:ILE:HD11	8:72:118:VAL:O	2.14	0.48
8:72:29:SER:HB3	8:72:32:LYS:CD	2.42	0.48
41:75:61:PHE:CE1	41:75:76:PHE:HB2	2.48	0.48
8:7E:85:ARG:NE	8:7E:87:SER:O	2.46	0.48
9:82:46:ALA:CB	9:82:77:ILE:HD11	2.43	0.48
1:13:266:G:O3'	17:8I:67:LYS:HB2	2.14	0.48
17:8I:69:LYS:HA	17:8I:69:LYS:CE	2.42	0.48
43:95:18:LEU:O	43:95:96:ILE:HG23	2.14	0.48
44:A5:58:ALA:HB1	44:A5:64:MET:HB2	1.95	0.48
45:B5:60:ARG:HG3	45:B5:61:GLY:H	1.77	0.48
42:C8:83:LEU:HD12	42:C8:113:ALA:HB2	1.96	0.48
47:D5:62:PRO:O	47:D5:63:ASP:HB3	2.13	0.48
47:H8:52:SER:O	47:H8:53:ILE:HG12	2.14	0.48
26:14:1309:G:H4'	54:L5:7:PRO:HB2	1.96	0.48
2:12:78:GLN:HG2	2:12:94:ASN:O	2.13	0.48
1:13:1210:C:C2'	1:13:1211:U:H5'	2.44	0.48
1:13:232:G:H1'	1:13:262:A:N1	2.29	0.48
1:13:727:G:N2	1:13:730:G:OP2	2.43	0.48
26:14:1406:U:H2'	26:14:1407:C:C6	2.49	0.48
26:14:1448:G:H2'	26:14:1449:A:C8	2.48	0.48
26:14:729:G:H2'	26:14:1775:U:H1'	1.96	0.48
26:14:1786:A:H1'	26:14:1938:A:N6	2.29	0.48
26:14:2014:A:H2'	26:14:2015:A:C8	2.49	0.48
26:14:1759:A:H4'	26:14:2715:C:O4'	2.14	0.48

*Continued on next page...*

*Continued from previous page...*

Atom-1	Atom-2	Interatomic distance (Å)	Clash overlap (Å)
26:14:2791:C:HO2'	26:14:2792:G:P	2.37	0.48
26:14:34:C:HO2'	26:14:35:G:P	2.37	0.48
26:14:581:C:H2'	26:14:582:G:H8	1.79	0.48
26:14:71:A:C2	45:B5:31:HIS:NE2	2.74	0.48
27:16:18:G:H1	27:16:65:C:H42	1.62	0.48
21:1B:12:LYS:CG	21:1B:15:ARG:HH21	2.24	0.48
1:1G:1315:U:H2'	1:1G:1316:G:O4'	2.13	0.48
1:1G:57:G:H2'	1:1G:58:C:C6	2.49	0.48
1:1G:976:G:C8	1:1G:1358:U:H1'	2.49	0.48
26:1H:1769:G:O2'	26:1H:1958:C:OP1	2.17	0.48
26:1H:270(E):G:C5	26:1H:270(F):U:C4	3.01	0.48
26:1H:270(N):G:H4'	26:1H:270(O):U:C4	2.48	0.48
26:1H:2794:C:H42	26:1H:2803:C:H42	1.61	0.48
22:1K:63:G:H8	22:1K:63:G:OP2	1.97	0.48
4:32:158:ILE:H	4:32:158:ILE:HG13	1.38	0.48
31:39:6:VAL:O	31:39:125:LEU:HB2	2.14	0.48
33:51:77:LYS:HE2	33:51:138:LYS:HD2	1.94	0.48
33:59:140:LYS:HE3	33:59:143:GLN:HG2	1.96	0.48
33:59:107:VAL:HG11	33:59:152:ARG:HG3	1.96	0.48
1:1G:1202:G:H21	14:5A:26:ARG:NH2	2.12	0.48
40:65:106:ARG:N	40:65:106:ARG:HD3	2.29	0.48
1:13:667:G:H4'	15:6I:51:HIS:CE1	2.48	0.48
8:72:110:ALA:H	8:72:121:ASP:HB2	1.77	0.48
8:72:100:ILE:HG21	8:72:125:ARG:HH11	1.79	0.48
8:7E:101:PRO:HG3	8:7E:133:LEU:HD11	1.96	0.48
39:98:34:ILE:HA	39:98:34:ILE:HD12	1.68	0.48
42:C8:9:VAL:HG23	42:C8:10:ARG:N	2.29	0.48
50:G5:10:LEU:HD22	50:G5:59:ARG:HD2	1.96	0.48
47:H8:69:THR:HA	47:H8:89:PHE:O	2.13	0.48
50:K8:18:PRO:O	50:K8:22:GLU:HG3	2.14	0.48
2:12:122:PHE:CZ	2:12:142:LEU:HD11	2.48	0.48
1:13:1286:A:H2	21:1F:18:TYR:OH	1.97	0.48
1:13:397:A:N3	1:13:397:A:H3'	2.28	0.48
1:13:872:A:C4	1:13:874:G:N7	2.82	0.48
26:14:1019:U:H2'	26:14:1020:A:C8	2.49	0.48
26:14:363(E):U:H5'	26:14:363(F):A:OP2	2.13	0.48
26:14:910:A:H62	38:45:12:GLN:HA	1.79	0.48
10:1A:16:LEU:HD21	10:1A:70:ARG:HB3	1.96	0.48
1:1G:1373:G:C5'	7:62:36:LYS:HD2	2.44	0.48
1:1G:583:A:H2'	1:1G:584:G:O4'	2.13	0.48
26:1H:1155:A:OP1	42:C8:55:ARG:HD3	2.14	0.48

*Continued on next page...*

*Continued from previous page...*

Atom-1	Atom-2	Interatomic distance (Å)	Clash overlap (Å)
26:1H:1515:C:H2'	26:1H:1516:U:H6	1.78	0.48
26:1H:1478:G:HO2'	26:1H:1558:A:H2	1.62	0.48
26:1H:2880:C:H1'	39:98:91:GLN:O	2.14	0.48
26:1H:962:G:H2'	26:1H:963:U:C6	2.48	0.48
56:1L:50:G:H2'	56:1L:51:C:H5'	1.96	0.48
30:29:9:VAL:CG2	30:29:25:VAL:HB	2.44	0.48
30:29:60:ASN:OD1	30:29:61:ARG:N	2.47	0.48
23:2K:46:G:H8	23:2K:46:G:O5'	1.97	0.48
31:31:134:GLY:HA2	31:31:166:ALA:HB2	1.96	0.48
4:32:189:PRO:HB2	4:32:194:LEU:HD11	1.96	0.48
31:39:134:GLY:HA2	31:39:166:ALA:HB2	1.95	0.48
1:13:564:C:OP1	12:3I:15:ARG:HD2	2.13	0.48
32:41:114:ILE:CG2	32:41:117:PHE:HB2	2.43	0.48
38:45:137:TYR:C	38:45:139:GLU:HA	2.34	0.48
38:45:85:LYS:HE2	48:E5:8:GLY:N	2.28	0.48
39:55:33:ARG:NH1	39:55:115:GLU:OE2	2.29	0.48
33:59:140:LYS:HD2	33:59:143:GLN:NE2	2.28	0.48
36:68:9:GLU:HG3	36:68:17:ARG:NH2	2.29	0.48
8:72:96:GLY:O	8:72:99:GLU:HG2	2.13	0.48
16:7A:5:ARG:HH22	16:7A:6:LEU:HD12	1.79	0.48
1:13:255:G:O2'	17:8I:17:LYS:NZ	2.47	0.48
41:B8:88:ILE:O	41:B8:88:ILE:HG13	2.13	0.48
20:BA:75:ASN:HA	20:BA:78:ALA:HB3	1.96	0.48
46:C5:81:LYS:HB2	46:C5:81:LYS:HE2	1.49	0.48
42:C8:85:LYS:NZ	42:C8:86:ALA:N	2.61	0.48
49:F5:8:SER:HB3	49:F5:66:HIS:CD2	2.48	0.48
50:G5:31:GLU:O	50:G5:35:LEU:HD12	2.14	0.48
52:I5:43:TYR:O	52:I5:43:TYR:CG	2.67	0.48
49:J8:92:LYS:NZ	49:J8:93:GLU:HG3	2.29	0.48
50:K8:2:LYS:HE2	50:K8:6:VAL:HG12	1.94	0.48
1:13:1179:A:H2'	1:13:1180:A:O4'	2.14	0.47
1:13:186:C:H2'	1:13:186(A):C:C6	2.49	0.47
1:13:26:A:N6	1:13:558:G:O2'	2.47	0.47
26:14:2129:C:H5''	26:14:2130:U:H5	1.78	0.47
26:14:2658:C:O3'	33:59:158:HIS:NE2	2.43	0.47
26:14:2760:C:H1'	33:59:139:GLN:HE22	1.79	0.47
26:14:2783:G:H2'	26:14:2784:C:C6	2.49	0.47
26:14:670:A:H4'	26:14:671:C:O5'	2.14	0.47
1:1G:1160:G:H1	1:1G:1176:A:H61	1.60	0.47
1:1G:1372:U:H2'	1:1G:1373:G:O4'	2.14	0.47
1:1G:860:A:H2'	1:1G:861:G:O4'	2.14	0.47

*Continued on next page...*

*Continued from previous page...*

Atom-1	Atom-2	Interatomic distance (Å)	Clash overlap (Å)
26:1H:2134:A:HO2'	26:1H:2159:G:N2	2.11	0.47
26:1H:568:U:O4	61:1H:3672:HOH:O	2.15	0.47
27:1J:88:C:H1'	27:1J:89:G:OP1	2.14	0.47
3:2E:50:ALA:O	3:2E:70:VAL:HG13	2.13	0.47
23:2L:15:G:H2'	23:2L:60:A:N1	2.28	0.47
31:31:29:ASN:HB3	31:31:112:MET:HE1	1.96	0.47
4:3E:12:CYS:SG	4:3E:19:LEU:N	2.66	0.47
4:3E:176:LEU:CD1	4:3E:183:GLY:HA2	2.43	0.47
32:41:11:TYR:OH	32:41:16:ARG:NH1	2.41	0.47
5:42:60:TYR:HB3	5:42:64:ARG:CZ	2.44	0.47
38:45:19:GLY:O	38:45:99:PRO:HD2	2.14	0.47
33:59:11:VAL:HG12	33:59:13:LYS:HG3	1.95	0.47
33:59:72:ILE:HA	33:59:75:ALA:HB3	1.96	0.47
14:5A:26:ARG:HH12	14:5A:27:CYS:HB3	1.79	0.47
7:6E:3:ARG:CD	7:6E:4:ARG:HB2	2.44	0.47
41:75:88:ILE:HG12	41:75:91:ARG:NH2	2.28	0.47
37:78:46:LYS:O	37:78:47:ASP:HB3	2.14	0.47
16:7I:72:ARG:HD2	16:7I:73:LEU:HD23	1.96	0.47
30:21:111:ARG:HA	39:98:1:MET:HE3	1.96	0.47
40:A8:27:SER:HA	40:A8:88:ASP:HB2	1.96	0.47
47:D5:52:SER:O	47:D5:53:ILE:HG12	2.14	0.47
48:E5:51:VAL:N	48:E5:62:LEU:HD12	2.29	0.47
26:1H:747:U:C1'	44:E8:92:ARG:HH21	2.27	0.47
53:J5:38:ALA:CB	53:J5:48:GLU:HG3	2.45	0.47
51:L8:3:ARG:HB2	51:L8:59:VAL:HG23	1.96	0.47
2:12:119:GLU:HG2	2:12:122:PHE:CZ	2.49	0.47
2:12:58:ILE:HD12	2:12:59:GLU:HA	1.95	0.47
1:13:1176:A:H2'	1:13:1177:G:O4'	2.14	0.47
1:13:322:C:H5	1:13:328:C:C5	2.31	0.47
26:14:1388:G:O2'	26:14:1389:G:H5'	2.14	0.47
26:14:1817:G:OP1	29:19:88:ARG:NH2	2.44	0.47
26:14:2477:C:HO2'	26:14:2478:A:P	2.37	0.47
26:14:1113:U:OP1	26:14:2751:G:N2	2.47	0.47
26:14:2820:A:C6	39:55:4:LEU:HD11	2.49	0.47
26:14:273(D):C:H42	26:14:363(B):G:H1	1.62	0.47
26:14:581:C:H2'	26:14:582:G:C8	2.49	0.47
26:14:934:G:H2'	26:14:935:C:H6	1.79	0.47
10:1A:81:THR:O	10:1A:84:GLN:HG3	2.14	0.47
1:1G:1275:A:H2'	1:1G:1276:G:O4'	2.14	0.47
1:1G:573:A:H5'	1:1G:573:A:H8	1.79	0.47
26:1H:2557:G:H2'	26:1H:2558:C:C6	2.48	0.47

*Continued on next page...*

*Continued from previous page...*

Atom-1	Atom-2	Interatomic distance (Å)	Clash overlap (Å)
26:1H:529:A:H8	26:1H:530:G:C6	2.32	0.47
26:1H:729:G:OP2	29:11:13:ARG:NH1	2.45	0.47
27:1J:2:C:H2'	27:1J:3:C:H6	1.80	0.47
30:21:95:ILE:HG13	30:21:95:ILE:H	1.45	0.47
3:22:115:LEU:HD23	3:22:115:LEU:H	1.79	0.47
1:1G:1055:A:O2'	3:22:161:GLU:OE1	2.24	0.47
11:2I:86:GLY:HA2	11:2I:112:THR:HG23	1.96	0.47
37:35:39:LYS:HB3	37:35:39:LYS:NZ	2.28	0.47
31:39:110:LEU:HD12	31:39:181:LEU:HD23	1.95	0.47
4:3E:127:THR:HG22	4:3E:147:ALA:H	1.78	0.47
4:3E:98:GLU:OE2	4:3E:107:ARG:NH1	2.43	0.47
38:45:19:GLY:H	38:45:98:LYS:NZ	2.12	0.47
38:45:57:HIS:CG	38:45:117:ALA:HB2	2.49	0.47
32:49:20:ILE:HD11	32:49:25:TYR:O	2.14	0.47
13:4A:88:ARG:HG2	13:4A:98:VAL:HB	1.96	0.47
5:4E:128:PRO:HA	5:4E:131:ILE:CG1	2.44	0.47
33:59:151:ILE:O	33:59:152:ARG:NE	2.39	0.47
33:59:9:ILE:HG23	33:59:50:VAL:O	2.14	0.47
6:5E:100:ASN:HB2	18:9I:28:GLU:HA	1.96	0.47
34:61:113:ARG:CZ	34:61:130:TYR:HE1	2.27	0.47
7:62:94:ARG:O	7:62:97:GLN:HB3	2.14	0.47
40:65:85:VAL:O	40:65:110:LEU:HD11	2.13	0.47
1:13:1298:C:P	7:6E:114:ARG:HH22	2.36	0.47
41:75:18:ASP:N	41:75:18:ASP:OD1	2.41	0.47
9:8E:10:ARG:NH1	9:8E:76:ALA:H	2.12	0.47
19:AA:40:ILE:HA	19:AA:44:MET:SD	2.54	0.47
20:BI:25:ARG:O	20:BI:29:LYS:HG3	2.14	0.47
20:BI:53:LEU:HA	20:BI:56:MET:CB	2.42	0.47
49:F5:94:LEU:H	49:F5:94:LEU:HD22	1.79	0.47
45:F8:61:GLY:N	45:F8:75:ASP:OD1	2.37	0.47
50:G5:6:VAL:HA	50:G5:9:GLN:HB3	1.95	0.47
47:H8:44:PHE:CE2	47:H8:86:VAL:HG21	2.49	0.47
48:I8:70:GLN:HB2	48:I8:80:HIS:HE2	1.79	0.47
29:11:105:ILE:HA	29:11:105:ILE:HD12	1.53	0.47
29:11:27:THR:OG1	29:11:28:GLU:N	2.46	0.47
29:11:39:LYS:HB3	29:11:40:THR:CB	2.43	0.47
1:13:407:G:OP1	4:3E:115:ARG:NE	2.42	0.47
26:14:1222:C:C2	26:14:1229(A):G:C2	3.03	0.47
10:1A:13:HIS:HB3	10:1A:68:HIS:ND1	2.29	0.47
2:1E:126:GLU:HA	2:1E:129:GLU:HG2	1.96	0.47
1:1G:1260:C:H6	1:1G:1260:C:H3'	1.79	0.47

*Continued on next page...*

*Continued from previous page...*

Atom-1	Atom-2	Interatomic distance (Å)	Clash overlap (Å)
26:1H:1337:G:C4	26:1H:1338:G:C8	3.03	0.47
26:1H:1590:U:H2'	26:1H:1591:G:H8	1.78	0.47
26:1H:2105:C:H2'	26:1H:2106:G:H8	1.79	0.47
26:1H:218:A:C2	26:1H:235:U:H4'	2.43	0.47
26:1H:415:A:H2'	26:1H:416:C:O4'	2.14	0.47
10:1I:28:ARG:CD	10:1I:29:ARG:H	2.19	0.47
10:1I:42:THR:HG21	10:1I:66:ARG:HB3	1.97	0.47
3:22:38:ARG:NH1	3:22:42:LEU:HD23	2.29	0.47
30:29:108:SER:HB3	30:29:165:VAL:HG11	1.96	0.47
30:29:76:ARG:CZ	30:29:76:ARG:HB3	2.43	0.47
23:2K:26:C:H2'	23:2K:27:G:O4'	2.14	0.47
23:2K:65:G:H2'	23:2K:66:C:O4'	2.14	0.47
31:39:152:GLU:HA	31:39:190:GLU:OE2	2.14	0.47
4:3E:101:LEU:CD1	4:3E:133:VAL:HG21	2.44	0.47
4:3E:84:LYS:HZ3	4:3E:86:LYS:N	2.12	0.47
12:3I:66:VAL:HG21	12:3I:98:TYR:HE1	1.78	0.47
32:41:7:LEU:HD23	32:41:100:TRP:CE3	2.49	0.47
1:1G:1226:C:OP1	13:4A:91:ARG:NH2	2.47	0.47
13:4I:13:LYS:CE	13:4I:17:VAL:HG22	2.44	0.47
33:51:10:PRO:C	33:51:11:VAL:HG22	2.33	0.47
33:51:85:LYS:CD	33:51:141:VAL:HG23	2.39	0.47
33:51:5:GLY:HA2	33:51:8:PRO:CD	2.44	0.47
39:55:51:LEU:HD23	39:55:66:VAL:HG22	1.95	0.47
34:61:117:GLU:O	34:61:118:LYS:HG3	2.13	0.47
40:65:29:PHE:CD1	40:65:30:ARG:N	2.82	0.47
1:1G:599:C:H5''	8:72:95:VAL:O	2.14	0.47
16:7A:34:GLU:OE1	16:7A:55:ARG:NH2	2.46	0.47
16:7A:5:ARG:HH11	16:7A:67:THR:CG2	2.28	0.47
16:7I:26:ARG:HD2	16:7I:31:LYS:O	2.14	0.47
42:85:104:GLN:NE2	42:85:105:VAL:HG12	2.29	0.47
1:13:237:C:H5''	17:8I:25:ARG:CZ	2.45	0.47
20:BI:73:HIS:HB3	20:BI:74:LYS:NZ	2.29	0.47
45:F8:11:PRO:HB3	45:F8:92:LEU:HD21	1.96	0.47
26:14:1035:U:H2'	26:14:1036:G:C8	2.48	0.47
26:14:1386:C:OP2	26:14:1396:U:H5	1.97	0.47
26:14:2037:G:H2'	26:14:2038:G:C8	2.49	0.47
26:14:2152:G:C6	26:14:2153:G:H1'	2.47	0.47
26:14:26:G:C6	26:14:27:G:N1	2.83	0.47
26:14:322:A:H3'	31:39:169:ASN:OD1	2.14	0.47
10:1A:84:GLN:NE2	10:1A:85:LEU:HG	2.30	0.47
1:1G:1276:G:H2'	1:1G:1277:C:H6	1.78	0.47

*Continued on next page...*

*Continued from previous page...*

Atom-1	Atom-2	Interatomic distance (Å)	Clash overlap (Å)
26:1H:1464:C:O2'	26:1H:1528:A:C8	2.66	0.47
26:1H:1590:U:H2'	26:1H:1591:G:C8	2.49	0.47
26:1H:1794:U:H2'	26:1H:1795:C:C6	2.49	0.47
26:1H:2308:G:N3	26:1H:2308:G:H2'	2.29	0.47
26:1H:67:U:N3	26:1H:74:A:H2	1.98	0.47
3:2E:155:GLY:O	3:2E:157:ILE:HD12	2.14	0.47
3:2E:90:GLU:O	3:2E:94:LEU:N	2.44	0.47
23:2L:33:OMC:O2'	23:2L:34:U:H6	1.98	0.47
4:32:105:VAL:HG13	4:32:110:PHE:HB2	1.95	0.47
4:32:31:CYS:HB2	4:32:35:ARG:HH21	1.80	0.47
5:4E:41:VAL:HG22	5:4E:113:ALA:HB2	1.95	0.47
7:62:38:LEU:HG	7:62:41:ARG:CZ	2.43	0.47
7:62:41:ARG:HG2	7:62:42:ILE:N	2.29	0.47
40:65:23:ARG:NH2	40:65:84:GLN:OE1	2.48	0.47
40:65:26:LEU:O	40:65:88:ASP:HB2	2.14	0.47
15:6I:63:ARG:NE	15:6I:64:ARG:HH22	2.11	0.47
15:6I:63:ARG:HE	15:6I:64:ARG:NH2	2.12	0.47
15:6I:68:ARG:HA	15:6I:72:ARG:NH2	2.29	0.47
8:7E:81:HIS:N	8:7E:138:TRP:O	2.41	0.47
26:1H:910:A:N7	38:88:13:GLN:HG3	2.30	0.47
20:BA:14:LYS:HZ3	20:BA:17:ARG:NH1	2.11	0.47
52:I5:12:ALA:CB	52:I5:29:PRO:HA	2.44	0.47
52:I5:9:LEU:HD12	52:I5:26:SER:HA	1.95	0.47
49:J8:92:LYS:CD	49:J8:95:LEU:HB2	2.44	0.47
55:M5:8:LYS:HD3	55:M5:8:LYS:N	2.29	0.47
1:13:1125:U:O2'	1:13:1126:U:H6	1.92	0.47
1:13:1478:C:H2'	1:13:1479:C:C6	2.49	0.47
1:13:693:G:N7	25:4K:13:A:H5'	2.28	0.47
1:13:939:G:H2'	1:13:940:C:C6	2.50	0.47
26:14:1274:A:N3	26:14:1297:C:H1'	2.29	0.47
26:14:2021:C:OP1	53:J5:12:SER:OG	2.31	0.47
26:14:2298:A:H61	26:14:2318:G:H2'	1.78	0.47
26:14:2343:C:HO2'	26:14:2373:G:HO2'	1.62	0.47
26:14:2552:U:O5'	26:14:2552:U:H6	1.97	0.47
27:16:40:U:C1'	27:16:45:A:H61	2.28	0.47
2:1E:19:HIS:CE1	2:1E:206:ASP:H	2.32	0.47
2:1E:94:ASN:OD1	2:1E:95:GLN:N	2.41	0.47
1:1G:1086:U:H2'	1:1G:1087:G:H8	1.80	0.47
1:1G:1157:A:N1	1:1G:1178:G:N2	2.60	0.47
1:1G:960:U:O2	1:1G:1225:A:N7	2.48	0.47
1:1G:1510:U:H2'	1:1G:1511:G:C8	2.48	0.47

*Continued on next page...*



*Continued from previous page...*

Atom-1	Atom-2	Interatomic distance (Å)	Clash overlap (Å)
1:1G:310:G:P	16:7A:27:LYS:HZ1	2.37	0.47
1:1G:604:G:H2'	1:1G:605:U:O4'	2.14	0.47
1:1G:719:C:O2'	18:9A:49:LYS:HB3	2.14	0.47
26:1H:1516:U:H2'	26:1H:1517:G:H8	1.79	0.47
26:1H:1533:C:H6	26:1H:1534:G:H5''	1.79	0.47
26:1H:2563:U:H1'	26:1H:2566:A:N6	2.30	0.47
26:1H:2795:G:H2'	26:1H:2798:C:H5''	1.95	0.47
26:1H:303:U:H2'	26:1H:304:G:H8	1.78	0.47
26:1H:651:G:OP2	55:Q8:21:LYS:HE3	2.14	0.47
27:1J:78:A:C2	27:1J:99:A:C4	3.02	0.47
3:22:182:ILE:HG12	3:22:203:PHE:HD1	1.79	0.47
26:14:2723:C:OP2	30:29:109:LYS:NZ	2.48	0.47
4:32:7:PRO:HB2	4:32:10:ARG:HD2	1.96	0.47
24:3L:5:G:H21	24:3L:68:C:H42	1.61	0.47
32:41:72:ARG:CZ	32:41:85:GLY:O	2.62	0.47
32:41:72:ARG:NH1	32:41:85:GLY:C	2.68	0.47
32:49:96:ARG:HG3	32:49:96:ARG:H	1.30	0.47
5:4E:11:ILE:HD12	5:4E:12:LEU:HB2	1.97	0.47
33:59:86:GLU:HB3	33:59:132:ARG:NH1	2.29	0.47
14:5A:47:LEU:HD21	14:5A:53:LEU:HD13	1.96	0.47
36:68:17:ARG:HE	36:68:17:ARG:C	2.18	0.47
8:72:40:ALA:HA	8:72:45:ILE:HG13	1.96	0.47
2:12:178:ARG:HH12	8:72:68:ARG:HH22	1.63	0.47
41:75:105:LEU:O	41:75:110:ILE:HG13	2.15	0.47
41:75:11:GLU:O	41:75:15:VAL:HG23	2.14	0.47
16:7A:7:ALA:HB1	16:7A:29:ASP:HA	1.94	0.47
8:7E:113:SER:HB3	8:7E:134:ILE:HD11	1.97	0.47
38:88:21:THR:OG1	38:88:101:ARG:N	2.47	0.47
9:8E:85:LEU:O	9:8E:92:TYR:HE2	1.96	0.47
17:8I:9:VAL:HG13	17:8I:81:ARG:HH21	1.78	0.47
45:B5:43:VAL:HG22	45:B5:51:VAL:HG11	1.96	0.47
41:B8:26:ASP:HB2	41:B8:91:ARG:HA	1.96	0.47
42:C8:90:VAL:HA	43:D8:39:LEU:HD13	1.97	0.47
43:D8:47:VAL:HG23	43:D8:48:GLY:N	2.16	0.47
47:H8:103:ARG:HE	47:H8:138:GLU:C	2.16	0.47
29:11:123:ALA:CB	29:11:131:LEU:HG	2.44	0.47
2:12:126:GLU:HB3	2:12:130:ARG:NH1	2.30	0.47
2:12:130:ARG:NH2	2:12:135:GLN:HE21	2.07	0.47
1:13:1510:U:H1'	1:13:1526:G:N2	2.30	0.47
1:13:430:A:OP2	4:3E:8:VAL:HG23	2.13	0.47
26:14:1204:A:N1	26:14:1241:A:H2	2.13	0.47

*Continued on next page...*

*Continued from previous page...*

Atom-1	Atom-2	Interatomic distance (Å)	Clash overlap (Å)
26:14:1827:C:C2'	26:14:1828:G:H5'	2.45	0.47
26:14:2124:G:H2'	26:14:2124:G:N3	2.30	0.47
26:14:2130:U:H1'	26:14:2159:G:O6	2.14	0.47
26:14:270(P):C:H2'	26:14:270(Q):C:C6	2.50	0.47
26:14:582:G:H2'	26:14:583:G:C8	2.50	0.47
26:1H:1705:G:C5	26:1H:1706:U:C4	3.03	0.47
26:1H:2723:C:H5''	39:98:1:MET:HE2	1.96	0.47
26:1H:65:C:H2'	26:1H:66:C:C6	2.50	0.47
26:1H:7:G:H2'	26:1H:8:A:O4'	2.15	0.47
26:1H:821:A:H2'	26:1H:946:G:H5''	1.95	0.47
27:1J:50:G:P	40:65:62:LYS:HE2	2.55	0.47
56:1L:8:U:H3'	56:1L:13:C:H42	1.80	0.47
36:25:60:ALA:HB1	36:25:84:ALA:HB1	1.96	0.47
4:32:22:LYS:O	4:32:113:SER:HB3	2.15	0.47
4:32:74:GLN:O	4:32:78:LEU:HD12	2.15	0.47
37:35:59:LEU:HD21	55:M5:10:ALA:HA	1.96	0.47
37:35:78:PRO:HA	37:35:110:TYR:CD2	2.50	0.47
31:39:11:VAL:HG22	31:39:12:LEU:N	2.30	0.47
4:3E:176:LEU:HD21	4:3E:184:LYS:N	2.26	0.47
24:3K:4:U:H2'	24:3K:5:G:C4	2.50	0.47
5:42:110:LEU:HD13	5:42:118:ILE:HG21	1.97	0.47
5:4E:100:VAL:HA	5:4E:118:ILE:HG22	1.96	0.47
5:4E:152:ARG:HD2	5:4E:152:ARG:C	2.35	0.47
33:51:83:TYR:CD1	33:51:134:SER:HA	2.50	0.47
33:51:55:PRO:HB2	33:51:61:HIS:HE1	1.78	0.47
6:52:22:GLU:OE1	6:52:84:ASN:ND2	2.30	0.47
26:14:2002:G:OP2	39:55:9:LYS:NZ	2.48	0.47
35:58:65:LYS:HE3	35:58:65:LYS:HB2	1.41	0.47
7:62:146:GLU:CG	7:62:147:ALA:N	2.74	0.47
15:6I:63:ARG:HE	15:6I:64:ARG:HH22	1.62	0.47
41:75:102:ILE:HA	41:75:105:LEU:HD23	1.95	0.47
9:8E:17:VAL:HA	9:8E:63:ILE:HB	1.95	0.47
20:BA:10:LEU:HD13	20:BA:12:ALA:HB3	1.96	0.47
52:I5:37:SER:HG	52:I5:39:CYS:HG	1.57	0.47
1:13:1203:C:H2'	1:13:1204:A:O4'	2.14	0.47
1:13:147:G:H2'	1:13:148:G:C8	2.49	0.47
1:13:1490:C:O2'	1:13:1491:G:H5'	2.15	0.47
1:13:953:G:C6	1:13:954:G:C4	3.02	0.47
26:14:1204:A:N1	26:14:1241:A:C2	2.83	0.47
26:14:2104:G:N1	26:14:2186:G:C2	2.82	0.47
26:14:2425:A:H5''	26:14:2426:A:H3'	1.96	0.47

*Continued on next page...*

*Continued from previous page...*

Atom-1	Atom-2	Interatomic distance (Å)	Clash overlap (Å)
2:1E:176:GLU:HA	2:1E:179:LYS:HE3	1.97	0.47
2:1E:72:GLY:HA2	2:1E:165:VAL:CG1	2.44	0.47
1:1G:32:A:C2	1:1G:33:A:C4	3.03	0.47
1:1G:710:G:OP1	6:52:54:LYS:NZ	2.26	0.47
1:1G:828:A:N6	1:1G:858:G:O2'	2.43	0.47
26:1H:1339:G:H21	26:1H:1603:A:H1'	1.80	0.47
26:1H:2001:A:H2'	26:1H:2002:G:H8	1.76	0.47
26:1H:2016:U:O2	53:N8:7:PRO:HG2	2.13	0.47
26:1H:2130:U:H2'	26:1H:2131:G:N7	2.29	0.47
26:1H:2430:A:H8	26:1H:2431:U:C5	2.33	0.47
26:1H:2517:C:C2	26:1H:2542:A:N6	2.82	0.47
26:1H:2855:C:H2'	26:1H:2856:C:H6	1.80	0.47
26:1H:229:A:N6	26:1H:417:C:O2'	2.42	0.47
26:1H:478:A:C6	26:1H:480:A:C6	3.02	0.47
30:21:111:ARG:HD3	30:21:160:TYR:CE2	2.49	0.47
3:22:47:LEU:HD23	3:22:48:TYR:HA	1.96	0.47
26:14:2680:C:H5'	30:29:189:PRO:HA	1.96	0.47
11:2A:18:ARG:HB2	11:2A:33:THR:CG2	2.39	0.47
11:2I:59:TYR:CZ	11:2I:63:LEU:HD11	2.49	0.47
5:42:41:VAL:HG23	5:42:67:VAL:HG13	1.97	0.47
32:49:81:LYS:HB3	32:49:82:LEU:H	1.51	0.47
13:4I:102:ARG:NH2	13:4I:106:ASN:OD1	2.48	0.47
33:59:87:LEU:H	33:59:132:ARG:NH1	2.13	0.47
6:5E:82:ARG:HB2	6:5E:85:VAL:HG23	1.97	0.47
26:14:2335:A:H5''	40:65:13:ARG:NH1	2.30	0.47
1:13:1378:C:P	7:6E:6:ARG:HH21	2.38	0.47
8:7E:114:THR:OG1	8:7E:130:GLY:O	2.32	0.47
16:7I:32:TYR:CE1	16:7I:35:LYS:HE2	2.50	0.47
18:9A:32:ARG:O	61:9A:202:HOH:O	2.21	0.47
41:B8:1:MET:HE1	41:B8:3:ARG:HB2	1.96	0.47
47:D5:30:ASN:HD22	47:D5:90:VAL:HG22	1.77	0.47
52:M8:15:ILE:HD12	52:M8:16:CYS:N	2.29	0.47
2:12:43:ASP:OD2	2:12:45:GLN:HB2	2.15	0.47
2:12:78:GLN:O	2:12:81:VAL:HG22	2.13	0.47
1:13:150:C:H2'	1:13:151:A:H8	1.79	0.47
1:13:671:G:H2'	1:13:672:U:C6	2.48	0.47
26:14:1392:A:N6	26:14:1393:A:N6	2.63	0.47
26:14:1839:G:H5''	26:14:1840:G:OP2	2.15	0.47
26:14:2105:C:H42	26:14:2184:G:H1	1.61	0.47
26:14:2340:G:O2'	26:14:2341:G:H5'	2.14	0.47
26:14:2646:C:H2'	26:14:2647:U:O4'	2.14	0.47

*Continued on next page...*

*Continued from previous page...*

Atom-1	Atom-2	Interatomic distance (Å)	Clash overlap (Å)
29:19:35:LYS:HB3	29:19:35:LYS:HE2	1.61	0.47
1:1G:1281:U:H3'	1:1G:1282:C:C5	2.49	0.47
1:1G:1469:G:H2'	1:1G:1470:G:C8	2.50	0.47
1:1G:188:U:O2'	1:1G:189:U:H5'	2.15	0.47
1:1G:310:G:P	16:7A:27:LYS:NZ	2.88	0.47
1:1G:160:A:H1'	1:1G:344:A:N7	2.30	0.47
1:1G:356:A:N7	61:1G:1876:HOH:O	2.35	0.47
1:1G:407:G:H2'	1:1G:408:A:C8	2.50	0.47
1:1G:600:C:H2'	1:1G:601:C:H6	1.80	0.47
1:1G:74:C:H42	1:1G:96:G:H1	1.63	0.47
1:1G:804:U:H5''	1:1G:805:C:OP2	2.14	0.47
26:1H:1420:U:HO2'	26:1H:1421:G:P	2.37	0.47
26:1H:303:U:H2'	26:1H:304:G:C8	2.49	0.47
1:13:1125:U:N3	10:1I:38:ILE:HD13	2.30	0.47
27:1J:60:C:H2'	27:1J:61:G:C8	2.49	0.47
56:1L:18:G:C8	56:1L:18:G:OP2	2.67	0.47
56:1L:69:A:H1'	56:1L:70:C:O5'	2.14	0.47
30:29:197:ILE:HD11	30:29:199:ARG:HD3	1.97	0.47
3:2E:123:GLN:HB3	3:2E:128:PHE:HD2	1.79	0.47
3:2E:138:VAL:O	3:2E:142:MET:HG2	2.15	0.47
31:31:116:ASP:O	31:31:120:GLU:HG3	2.15	0.47
31:39:7:TYR:CE1	31:39:17:ARG:N	2.83	0.47
32:41:105:LYS:HE3	32:41:143:GLU:OE1	2.15	0.47
32:49:163:ALA:HB1	32:49:168:GLU:HB2	1.97	0.47
25:4L:7:G:H8	25:4L:7:G:P	2.38	0.47
33:51:154:PRO:HB2	33:51:163:TYR:CZ	2.49	0.47
39:55:12:ARG:HG2	39:55:16:HIS:CE1	2.49	0.47
35:58:47:ALA:HB2	35:58:112:LEU:CD1	2.44	0.47
7:62:15:ASP:HB2	7:62:23:VAL:HG13	1.96	0.47
40:65:110:LEU:HD22	40:65:110:LEU:HA	1.72	0.47
7:6E:15:ASP:HB3	7:6E:19:GLY:H	1.78	0.47
41:75:29:ARG:HD3	41:75:44:ASP:OD2	2.14	0.47
16:7A:5:ARG:NH2	16:7A:6:LEU:H	2.11	0.47
16:7A:75:ARG:HD3	16:7A:75:ARG:HA	1.46	0.47
43:95:68:LYS:HD3	43:95:68:LYS:HA	1.70	0.47
26:14:572:A:OP2	43:95:78:LYS:HE2	2.15	0.47
18:9I:66:LEU:O	18:9I:70:ILE:HG13	2.14	0.47
40:A8:27:SER:HA	40:A8:88:ASP:CB	2.45	0.47
20:BI:27:LYS:O	20:BI:30:LYS:N	2.47	0.47
26:14:2815:C:H5'	53:J5:29:THR:HG21	1.97	0.47
29:11:182:LEU:N	29:11:272:ALA:HB3	2.19	0.47

*Continued on next page...*

*Continued from previous page...*

Atom-1	Atom-2	Interatomic distance (Å)	Clash overlap (Å)
2:12:219:VAL:HB	2:12:220:ASP:C	2.36	0.47
1:13:1226:C:OP2	13:4I:103:THR:OG1	2.27	0.47
1:13:626:U:H5''	16:7I:38:TYR:CD2	2.50	0.47
26:14:1131:G:O6	26:14:2040:C:H1'	2.14	0.47
26:14:1665:A:H2'	26:14:1666:G:O4'	2.15	0.47
26:14:2152:G:N3	26:14:2152:G:H2'	2.30	0.47
26:14:2320:A:N6	26:14:2333:A:H2'	2.29	0.47
26:14:543:C:H42	26:14:550:G:H1	1.61	0.47
26:14:602:G:OP2	26:14:602:G:H8	1.98	0.47
27:16:30:C:H2'	27:16:31:C:C5'	2.44	0.47
1:1G:162:A:O5'	1:1G:162:A:H8	1.98	0.47
1:1G:745:C:H2'	1:1G:746:A:C8	2.49	0.47
26:1H:947:G:N3	26:1H:984:A:H2	2.13	0.47
3:22:113:ALA:HA	3:22:202:ILE:HD11	1.96	0.47
3:2E:53:ALA:HB2	3:2E:115:LEU:HD11	1.97	0.47
4:32:86:LYS:HA	4:32:86:LYS:HD3	1.60	0.47
32:41:143:GLU:N	32:41:143:GLU:OE2	2.42	0.47
38:45:35:VAL:HA	38:45:101:ARG:O	2.15	0.47
32:49:15:VAL:HB	32:49:175:LEU:HB3	1.97	0.47
13:4A:73:GLU:H	13:4A:73:GLU:HG2	1.54	0.47
5:4E:89:ILE:CG1	5:4E:135:THR:HG22	2.45	0.47
13:4I:13:LYS:HE3	13:4I:13:LYS:HB3	1.56	0.47
35:58:53:VAL:HG11	35:58:128:HIS:HD2	1.79	0.47
28:71:59:ARG:CZ	28:71:164:ARG:HG3	2.45	0.47
37:78:105:LEU:O	37:78:106:LEU:HB3	2.14	0.47
37:78:106:LEU:HD13	37:78:112:LEU:HD13	1.97	0.47
16:7A:9:PHE:CE1	16:7A:18:ARG:HD2	2.48	0.47
38:88:140:ALA:C	38:88:141:GLN:HG2	2.35	0.47
38:88:78:PRO:HB2	38:88:81:VAL:CG1	2.45	0.47
17:8A:67:LYS:O	17:8A:68:ARG:HB3	2.15	0.47
17:8A:82:MET:O	17:8A:85:VAL:HG13	2.14	0.47
43:95:70:ILE:O	43:95:70:ILE:HG22	2.15	0.47
40:A8:106:ARG:HB2	40:A8:110:LEU:HG	1.96	0.47
46:C5:76:CYS:SG	46:C5:77:PRO:HD2	2.54	0.47
19:AI:9:VAL:HG23	52:M8:63:TYR:CE2	2.50	0.47
26:14:1551:C:H2'	26:14:1552:G:O4'	2.14	0.47
26:14:1434:A:H61	26:14:1558:A:H62	1.63	0.47
26:14:1805:U:O2	29:19:50:THR:HB	2.14	0.47
26:14:2016:U:H2'	26:14:2017:U:C6	2.50	0.47
26:14:2065:C:H2'	26:14:2066:C:C6	2.50	0.47
26:14:2666:C:H3'	26:14:2667:C:H6	1.80	0.47

*Continued on next page...*

*Continued from previous page...*

Atom-1	Atom-2	Interatomic distance (Å)	Clash overlap (Å)
26:14:273(F):C:H3'	26:14:274:G:C5'	2.43	0.47
26:14:39:C:H2'	26:14:40:C:C6	2.50	0.47
26:14:451:C:H41	26:14:454:A:H5'	1.80	0.47
26:14:49:A:H5''	26:14:51:G:O4'	2.15	0.47
29:19:72:LYS:HB2	29:19:72:LYS:HE3	1.68	0.47
2:1E:96:ARG:CB	2:1E:148:TYR:HD1	2.28	0.47
2:1E:96:ARG:HB3	2:1E:148:TYR:HD1	1.80	0.47
1:1G:1119:C:OP2	9:82:9:ARG:NH2	2.48	0.47
1:1G:1380:U:C4	7:62:3:ARG:HG3	2.50	0.47
1:1G:1469:G:H2'	1:1G:1470:G:H8	1.78	0.47
1:1G:192:U:H4'	20:BA:103:GLY:HA2	1.97	0.47
1:1G:297:G:N2	1:1G:300:A:OP2	2.46	0.47
26:1H:1478:G:H2'	26:1H:1479:G:H8	1.80	0.47
26:1H:1588:C:H2'	26:1H:1589:C:H6	1.80	0.47
26:1H:2068:U:N3	26:1H:2430:A:C2	2.74	0.47
26:1H:287:C:H2'	26:1H:288:C:H6	1.79	0.47
26:1H:289:A:H2'	26:1H:290:G:O4'	2.15	0.47
26:1H:690:G:H2'	26:1H:691:C:C6	2.50	0.47
10:1I:90:LEU:N	10:1I:91:PRO:HD3	2.29	0.47
27:1J:42:C:O2	32:49:92:VAL:HA	2.14	0.47
27:1J:66:A:H61	27:1J:107:U:H2'	1.80	0.47
11:2I:78:GLN:O	11:2I:103:LEU:HA	2.15	0.47
61:1H:3907:HOH:O	31:31:68:LYS:HE2	2.15	0.47
4:32:39:PRO:O	4:32:44:GLY:HA3	2.15	0.47
31:39:143:ALA:CB	31:39:148:LEU:HD13	2.45	0.47
31:39:178:PRO:HG2	31:39:179:GLU:OE2	2.15	0.47
1:1G:521:G:OP1	12:3A:73:GLU:OE2	2.33	0.47
4:3E:162:LEU:HA	4:3E:165:MET:HB2	1.95	0.47
4:3E:43:HIS:HA	4:3E:46:LYS:HZ1	1.79	0.47
13:4I:66:LEU:HD23	13:4I:66:LEU:HA	1.71	0.47
36:68:35:VAL:HG21	36:68:103:ALA:CB	2.43	0.47
1:13:591:U:P	8:7E:30:ARG:NH1	2.88	0.47
1:13:376:G:P	16:7I:5:ARG:NH2	2.88	0.47
9:82:116:LYS:HG3	9:82:121:ARG:O	2.15	0.47
38:88:64:ILE:HG12	38:88:106:VAL:HG12	1.97	0.47
19:AA:42:PRO:HA	19:AA:45:VAL:HG13	1.97	0.47
42:C8:88:ILE:C	42:C8:90:VAL:N	2.68	0.47
47:D5:4:ARG:HH11	47:D5:4:ARG:CG	2.25	0.47
26:1H:1364:G:OP1	49:J8:3:LYS:HG2	2.15	0.47
55:M5:52:LYS:N	55:M5:53:PRO:HD2	2.30	0.47
55:M5:63:PRO:HG2	55:M5:64:TYR:CE2	2.50	0.47

*Continued on next page...*

*Continued from previous page...*

Atom-1	Atom-2	Interatomic distance (Å)	Clash overlap (Å)
52:M8:14:ILE:HG12	52:M8:21:VAL:HG22	1.96	0.47
37:78:65:ARG:HD3	55:Q8:25:MET:SD	2.55	0.47
29:11:110:GLY:O	29:11:112:GLN:NE2	2.48	0.47
1:13:924:C:O2'	1:13:1502:A:N6	2.48	0.47
1:13:509:A:O2'	1:13:510:A:OP1	2.21	0.47
1:13:729:A:H2'	1:13:730:G:O4'	2.15	0.47
26:14:1114:G:H2'	26:14:1115:G:C8	2.50	0.47
26:14:2129:C:H5'	26:14:2130:U:OP2	2.14	0.47
26:14:2880:C:O2	39:55:93:GLY:N	2.36	0.47
26:14:467:G:OP1	54:L5:33:ARG:HD2	2.15	0.47
26:14:715:G:H2'	26:14:716:A:O4'	2.15	0.47
1:1G:535:A:H5''	61:1G:1922:HOH:O	2.15	0.47
1:1G:628:G:H2'	1:1G:629:G:C8	2.49	0.47
1:1G:64:G:H4'	1:1G:65:U:O5'	2.14	0.47
1:1G:828:A:H2'	1:1G:829:G:O4'	2.16	0.47
26:1H:1586:A:H5''	26:1H:1586:A:N3	2.30	0.47
26:1H:2217:G:N7	61:1H:3632:HOH:O	2.44	0.47
26:1H:236:C:H2'	26:1H:237:C:C6	2.50	0.47
26:1H:2023:G:H5'	26:1H:2617:C:H4'	1.97	0.47
26:1H:336:C:OP1	46:G8:83:THR:HG23	2.14	0.47
26:1H:363(A):A:H2'	26:1H:363(B):G:H8	1.80	0.47
27:1J:40:U:O2	27:1J:43:C:H3'	2.15	0.47
27:1J:41:U:H5	32:49:70:VAL:O	1.98	0.47
30:21:36:ARG:HG2	30:21:47:VAL:HG12	1.96	0.47
3:22:7:PRO:HG2	3:22:184:TYR:HB2	1.96	0.47
7:62:145:ALA:HB3	11:2A:59:TYR:CE2	2.50	0.47
23:2L:33:OMC:O5'	23:2L:33:OMC:H6	1.98	0.47
23:2L:20:G:C2	23:2L:58:A:N3	2.83	0.47
1:1G:1228:C:OP1	13:4A:115:LYS:HG3	2.15	0.47
6:5E:22:GLU:O	6:5E:26:ILE:HG13	2.14	0.47
34:61:112:LYS:C	34:61:113:ARG:HD3	2.34	0.47
7:62:4:ARG:HA	7:62:4:ARG:HD3	1.28	0.47
7:6E:107:ALA:HB3	7:6E:134:ALA:HB2	1.97	0.47
1:13:932:C:C5'	7:6E:3:ARG:HD2	2.42	0.47
15:6I:18:PHE:CZ	15:6I:21:ASP:HB2	2.50	0.47
1:13:808:C:OP1	15:6I:48:LYS:HE3	2.15	0.47
1:1G:591:U:P	8:72:30:ARG:HD3	2.55	0.47
26:1H:625:G:N7	37:78:107:LYS:NZ	2.62	0.47
37:78:126:VAL:HG12	37:78:147:LEU:HD11	1.97	0.47
26:1H:1243:G:O3'	37:78:7:ARG:NH1	2.47	0.47
9:82:46:ALA:HB2	9:82:74:ILE:HG23	1.97	0.47

*Continued on next page...*

*Continued from previous page...*

Atom-1	Atom-2	Interatomic distance (Å)	Clash overlap (Å)
1:1G:1149:C:OP2	9:82:9:ARG:NH1	2.48	0.47
43:95:40:LEU:O	43:95:46:VAL:N	2.43	0.47
42:85:90:VAL:HG13	43:95:4:ILE:HD11	1.96	0.47
45:B5:67:GLY:O	45:B5:68:ARG:NH1	2.49	0.47
20:BI:80:ARG:H	20:BI:80:ARG:HD2	1.80	0.47
46:C5:23:ARG:NH1	46:C5:23:ARG:HB2	2.30	0.47
50:G5:4:SER:HA	50:G5:5:GLU:C	2.35	0.47
51:H5:8:LEU:HB2	51:H5:28:LEU:HD13	1.96	0.47
47:H8:128:VAL:CG1	47:H8:161:VAL:HG12	2.46	0.47
37:78:63:PRO:CB	55:Q8:30:ARG:HH21	2.28	0.47
1:13:1260:C:H4'	1:13:1284:C:H5'	1.97	0.46
1:13:186(F):C:H5''	1:13:187:C:OP2	2.15	0.46
1:13:324:G:O5'	20:BI:70:SER:HB3	2.15	0.46
1:13:872:A:C5	1:13:874:G:C8	3.03	0.46
26:14:1636:C:H2'	26:14:1637:A:C8	2.49	0.46
26:14:185:U:H4'	26:14:218:A:H4'	1.97	0.46
26:14:2094:G:P	34:69:22:LYS:HE2	2.54	0.46
26:14:6:A:O2'	35:15:129:PRO:HB3	2.15	0.46
10:1A:44:VAL:HG13	10:1A:66:ARG:HD3	1.96	0.46
2:1E:103:THR:HG23	2:1E:176:GLU:OE1	2.15	0.46
1:13:1104:G:O5'	2:1E:111:ARG:HD2	2.15	0.46
2:1E:80:ILE:HG13	2:1E:81:VAL:N	2.29	0.46
1:1G:1292:U:H5'	9:82:38:GLN:HE22	1.78	0.46
1:1G:1387:G:H2'	1:1G:1388:C:C6	2.50	0.46
1:1G:1396:A:H4'	1:1G:1397:C:H5''	1.97	0.46
1:1G:1423:G:H2'	1:1G:1424:C:C6	2.50	0.46
1:1G:171:A:H2'	1:1G:172:A:C8	2.50	0.46
26:1H:1019:U:H3	26:1H:1142(A):A:H62	1.62	0.46
26:1H:1420:U:O2'	26:1H:1421:G:OP1	2.30	0.46
26:1H:1929:G:H4'	26:1H:1930:G:OP1	2.15	0.46
26:1H:453:C:OP1	61:1H:3757:HOH:O	2.20	0.46
26:1H:991:C:H2'	26:1H:992:C:H6	1.80	0.46
26:1H:2787:C:C5'	30:21:63:LEU:HD11	2.45	0.46
30:29:9:VAL:HG22	30:29:26:ILE:O	2.14	0.46
11:2I:27:ASN:OD1	11:2I:28:THR:N	2.48	0.46
31:39:4:VAL:HA	31:39:19:GLU:OE2	2.15	0.46
26:1H:2311:A:H8	32:41:88:ILE:HG21	1.80	0.46
1:1G:1226:C:N4	13:4A:104:ARG:HD2	2.30	0.46
5:4E:26:PHE:O	5:4E:27:ARG:HG3	2.15	0.46
13:4I:82:MET:O	13:4I:84:ILE:N	2.49	0.46
40:65:95:HIS:N	40:65:99:LYS:HB2	2.30	0.46

*Continued on next page...*



*Continued from previous page...*

Atom-1	Atom-2	Interatomic distance (Å)	Clash overlap (Å)
7:6E:13:GLN:O	7:6E:24:THR:HG21	2.15	0.46
15:6I:56:LEU:HA	15:6I:59:MET:HE2	1.97	0.46
42:C8:66:ASN:HB2	42:C8:76:TYR:HB2	1.95	0.46
42:C8:88:ILE:O	42:C8:88:ILE:HG22	2.15	0.46
48:E5:20:ARG:HH22	48:E5:39:ARG:HG3	1.79	0.46
48:E5:49:LYS:HG2	48:E5:80:HIS:ND1	2.30	0.46
26:1H:1323:U:OP1	44:E8:84:ARG:HD2	2.15	0.46
47:H8:105:VAL:HG13	47:H8:139:VAL:H	1.80	0.46
26:1H:76:C:O3'	50:K8:59:ARG:HD3	2.16	0.46
2:12:98:LEU:H	2:12:98:LEU:HD23	1.78	0.46
1:13:1095:U:OP1	1:13:1108:G:N2	2.42	0.46
1:13:131:C:H2'	1:13:132:C:C6	2.50	0.46
1:13:510:A:OP2	4:3E:49:ARG:NH2	2.38	0.46
1:13:659:U:C2	1:13:660:G:C8	3.03	0.46
1:13:864:A:H5''	1:13:865:A:OP2	2.15	0.46
26:14:1265:A:O4'	26:14:1267:U:C6	2.68	0.46
26:14:644:A:C2	26:14:2369:A:H1'	2.51	0.46
29:19:16:MET:HG3	29:19:206:LEU:O	2.15	0.46
2:1E:18:GLY:CA	2:1E:42:ILE:H	2.28	0.46
1:1G:1274:G:H2'	1:1G:1275:A:H8	1.80	0.46
1:1G:1280:A:O5'	10:1A:40:LEU:HD21	2.15	0.46
26:1H:1665:A:H5''	36:68:66:LYS:HG3	1.97	0.46
26:1H:1939:U:O2	61:1H:3751:HOH:O	2.18	0.46
26:1H:2022:U:O2'	26:1H:2617:C:H5'	2.15	0.46
26:1H:2341:G:H2'	26:1H:2342:C:C6	2.50	0.46
26:1H:2355:C:H4'	48:I8:24:LYS:HG3	1.97	0.46
26:1H:375:C:H5''	61:1H:3889:HOH:O	2.13	0.46
4:32:173:TRP:CZ3	4:32:193:ASP:HB3	2.51	0.46
26:14:601:C:OP1	31:39:108:LYS:HE3	2.15	0.46
31:39:121:GLY:O	31:39:122:LYS:HD3	2.15	0.46
12:3I:60:LEU:HD11	12:3I:85:ILE:HD11	1.96	0.46
5:42:105:VAL:HG22	5:42:106:PRO:CD	2.46	0.46
38:45:97:VAL:HG21	38:45:103:MET:CE	2.45	0.46
32:49:145:THR:O	32:49:146:TYR:HB3	2.15	0.46
5:4E:37:ARG:HA	5:4E:113:ALA:HA	1.98	0.46
1:13:949:A:H3'	13:4I:102:ARG:NH1	2.30	0.46
13:4I:87:TYR:O	13:4I:91:ARG:HG2	2.16	0.46
33:51:129:THR:OG1	33:51:129:THR:O	2.32	0.46
40:65:3:ARG:HG3	40:65:4:LEU:N	2.30	0.46
34:69:99:GLU:HB3	34:69:103:ARG:NH1	2.29	0.46
7:6E:138:LYS:C	7:6E:138:LYS:HD3	2.35	0.46

*Continued on next page...*

*Continued from previous page...*

Atom-1	Atom-2	Interatomic distance (Å)	Clash overlap (Å)
7:6E:45:ASP:O	7:6E:49:ILE:HG13	2.14	0.46
28:71:184:LYS:O	28:71:187:ASP:HB3	2.15	0.46
28:71:190:ARG:O	28:71:194:ARG:HG2	2.15	0.46
37:78:28:GLY:O	37:78:30:THR:N	2.48	0.46
27:16:48:A:H4'	40:A8:95:HIS:CD2	2.49	0.46
19:AI:8:GLY:C	19:AI:9:VAL:HG22	2.35	0.46
42:C8:92:ARG:HH22	42:C8:95:LEU:CD1	2.25	0.46
47:D5:52:SER:O	47:D5:54:HIS:N	2.48	0.46
26:1H:1614:A:C2	44:E8:93:ALA:HB2	2.50	0.46
45:F8:12:VAL:HG22	45:F8:17:ALA:HB2	1.98	0.46
2:12:111:ARG:HA	2:12:111:ARG:HD3	1.44	0.46
2:12:185:ILE:HD11	2:12:199:TYR:HD2	1.80	0.46
2:12:185:ILE:HG23	2:12:199:TYR:O	2.14	0.46
2:12:208:ILE:HA	2:12:211:ILE:HG12	1.97	0.46
1:13:1287:A:H2'	1:13:1288:A:C8	2.50	0.46
1:13:1459:C:OP1	20:BI:31:SER:OG	2.31	0.46
1:13:258:G:H2'	1:13:259:G:H8	1.80	0.46
1:13:586:C:H2'	1:13:587:G:O4'	2.15	0.46
1:13:587:G:H3'	61:13:1801:HOH:O	2.15	0.46
1:13:967:C:OP2	1:13:968:A:O2'	2.31	0.46
26:14:1520:U:H2'	26:14:1521:G:O4'	2.15	0.46
26:14:1826:G:H4'	29:19:242:ARG:CZ	2.46	0.46
26:14:2148:G:H2'	26:14:2149:G:H8	1.79	0.46
26:14:251:A:H5''	37:35:50:ARG:HH21	1.81	0.46
26:14:453:C:O2	26:14:457:A:O2'	2.33	0.46
26:14:996:A:C2	26:14:997:G:C8	3.04	0.46
29:19:71:ASP:CG	29:19:103:ARG:HH12	2.19	0.46
26:14:1798:U:H5'	29:19:259:THR:OG1	2.14	0.46
29:19:85:ASP:OD2	29:19:88:ARG:NH1	2.39	0.46
2:1E:109:SER:O	2:1E:112:VAL:N	2.49	0.46
1:1G:1021:G:H2'	1:1G:1022:G:C8	2.50	0.46
1:1G:1054:C:N3	56:1L:34:U:H1'	2.30	0.46
1:1G:1371:G:OP2	9:82:11:LYS:NZ	2.46	0.46
1:1G:181:G:N2	1:1G:182:U:O4	2.39	0.46
1:1G:272:C:H2'	1:1G:273:A:H8	1.80	0.46
26:1H:330:A:H2	26:1H:1210:A:O2'	1.98	0.46
26:1H:1419:A:C8	26:1H:1421:G:C6	3.03	0.46
26:1H:1268:A:C2	26:1H:2013:A:C4	3.03	0.46
26:1H:2131:G:H1'	26:1H:2158:A:N1	2.31	0.46
26:1H:2287:A:C2	26:1H:2346:A:C2	3.03	0.46
26:1H:676:A:H2	26:1H:802:A:H61	1.63	0.46

*Continued on next page...*

*Continued from previous page...*

Atom-1	Atom-2	Interatomic distance (Å)	Clash overlap (Å)
10:1I:46:ARG:HH21	10:1I:47:PHE:C	2.16	0.46
27:1J:21:G:H2'	27:1J:22:U:O4'	2.15	0.46
27:1J:39:A:N6	52:I5:1:MET:H3	2.13	0.46
36:25:98:VAL:HG22	36:25:118:ALA:HA	1.98	0.46
3:2E:13:GLY:CA	14:5I:57:ARG:HH12	2.28	0.46
1:13:692:U:OP1	11:2I:124:LYS:HE3	2.16	0.46
23:2L:14:A:C4	23:2L:23:G:C2	3.04	0.46
31:39:126:VAL:O	31:39:196:LEU:N	2.49	0.46
31:39:144:LYS:HA	31:39:148:LEU:CD2	2.45	0.46
31:39:197:ASP:O	31:39:201:VAL:HG12	2.15	0.46
13:4I:4:ILE:HD11	13:4I:22:ILE:HG12	1.97	0.46
35:58:63:THR:O	35:58:66:LYS:HG3	2.15	0.46
7:62:47:CYS:O	7:62:50:ILE:HG13	2.16	0.46
28:71:215:THR:HG22	28:71:216:THR:N	2.30	0.46
28:71:22:ILE:HG13	28:71:228:SER:C	2.36	0.46
9:82:17:VAL:HG22	9:82:63:ILE:HG22	1.98	0.46
38:88:32:TYR:CD1	38:88:133:ARG:HA	2.50	0.46
38:88:5:ARG:HG3	38:88:6:ARG:HH12	1.80	0.46
17:8A:88:TYR:O	17:8A:92:ARG:NH2	2.37	0.46
17:8I:67:LYS:HD3	17:8I:70:ARG:NH2	2.30	0.46
39:98:10:LEU:O	39:98:12:ARG:NH1	2.47	0.46
45:B5:24:GLY:O	45:B5:83:VAL:HG12	2.15	0.46
41:B8:2:ASN:ND2	41:B8:6:LEU:HD13	2.31	0.46
20:BI:53:LEU:CD1	20:BI:102:GLY:HA3	2.46	0.46
46:C5:28:LYS:HG3	46:C5:38:ILE:HG13	1.96	0.46
43:D8:36:PRO:O	43:D8:38:LEU:N	2.44	0.46
2:12:145:LEU:O	2:12:149:LEU:HB2	2.15	0.46
2:12:162:ILE:HG12	2:12:184:VAL:HG12	1.96	0.46
2:12:220:ASP:OD1	2:12:225:ALA:N	2.46	0.46
26:14:1043:C:H42	26:14:1112:G:H1	1.63	0.46
26:14:1298:C:H5''	26:14:1299:G:OP2	2.15	0.46
26:14:1475:G:H5'	26:14:1476:C:OP2	2.15	0.46
26:14:2121:G:H2'	26:14:2122:U:C6	2.50	0.46
26:14:2187:G:C5	26:14:2188:C:C4	3.03	0.46
26:14:2396:G:H4'	49:F5:30:VAL:H	1.79	0.46
26:14:2461:C:H2'	26:14:2462:U:H6	1.79	0.46
26:14:2823:A:OP1	30:29:159:HIS:NE2	2.28	0.46
2:1E:31:TYR:O	2:1E:43:ASP:HB2	2.15	0.46
1:1G:1268:A:H2'	1:1G:1269:A:C8	2.51	0.46
26:1H:12:U:H2'	26:1H:12:U:O2	2.14	0.46
26:1H:2612:C:OP2	53:N8:3:LYS:HE3	2.16	0.46

*Continued on next page...*

*Continued from previous page...*

Atom-1	Atom-2	Interatomic distance (Å)	Clash overlap (Å)
26:1H:657:U:H2'	26:1H:658:C:H6	1.79	0.46
9:8E:114:TYR:CE2	10:1I:59:SER:HA	2.46	0.46
56:1L:72:C:O2	56:1L:73:A:N6	2.48	0.46
26:1H:2443:C:OP1	31:31:68:LYS:HD3	2.15	0.46
4:32:173:TRP:CD2	4:32:189:PRO:HB3	2.50	0.46
4:3E:112:VAL:HG12	4:3E:116:GLN:OE1	2.15	0.46
4:3E:120:LEU:HA	4:3E:120:LEU:HD12	1.71	0.46
4:3E:101:LEU:HD11	4:3E:133:VAL:HG21	1.97	0.46
32:41:3:LEU:HA	32:41:97:ASP:OD2	2.16	0.46
38:45:78:PRO:O	38:45:81:VAL:HG13	2.14	0.46
32:49:63:ILE:HD11	32:49:141:PHE:CG	2.50	0.46
5:4E:50:GLU:HB2	5:4E:53:LEU:HD13	1.95	0.46
33:51:40:GLU:OE1	33:51:61:HIS:NE2	2.48	0.46
35:58:37:LYS:HD2	42:C8:63:VAL:HG21	1.96	0.46
36:68:64:ARG:O	36:68:82:ASN:HA	2.15	0.46
34:69:110:ASP:HB3	34:69:112:LYS:NZ	2.30	0.46
41:75:5:ALA:H	41:75:6:LEU:HB3	1.80	0.46
28:79:207:THR:O	28:79:210:ARG:NH1	2.49	0.46
16:7A:19:ILE:HB	16:7A:36:ILE:O	2.15	0.46
16:7A:5:ARG:HD2	16:7A:5:ARG:HA	1.50	0.46
16:7I:18:ARG:NH1	16:7I:19:ILE:N	2.63	0.46
44:A5:20:VAL:HG21	44:A5:44:ALA:H	1.80	0.46
19:AA:66:MET:HB3	19:AA:69:HIS:CG	2.50	0.46
41:B8:90:GLN:OE1	41:B8:91:ARG:N	2.39	0.46
20:BI:57:ARG:HE	20:BI:102:GLY:HA2	1.81	0.46
42:C8:47:TYR:CD1	42:C8:47:TYR:C	2.89	0.46
47:D5:126:VAL:HG22	47:D5:127:LYS:H	1.79	0.46
27:16:77:U:OP1	47:H8:19:ARG:NH2	2.48	0.46
29:11:77:ALA:HB2	29:11:97:TYR:CG	2.50	0.46
1:13:1414:U:H2'	1:13:1415:G:H8	1.81	0.46
1:13:1510:U:H2'	1:13:1511:G:C8	2.50	0.46
26:14:1268:A:H2'	26:14:1269:A:O4'	2.14	0.46
26:14:1292:U:H2'	26:14:1293:C:C6	2.50	0.46
26:14:1585:C:O2	26:14:1585:C:H2'	2.14	0.46
26:14:2135:A:O2'	26:14:2160:G:H4'	2.16	0.46
26:14:2092:U:H5	26:14:2226:C:OP2	1.98	0.46
26:14:2607:G:H1	58:14:3447:SPE:C12	2.27	0.46
26:14:2883:A:H5'	26:14:2884:U:H5'	1.97	0.46
26:14:288:C:H2'	26:14:289:A:C8	2.51	0.46
26:14:853:G:O2'	26:14:854:G:H5'	2.15	0.46
29:19:44:ASN:CB	29:19:45:ASN:HA	2.35	0.46

*Continued on next page...*

*Continued from previous page...*

Atom-1	Atom-2	Interatomic distance (Å)	Clash overlap (Å)
2:1E:19:HIS:CG	2:1E:20:GLU:HG2	2.51	0.46
1:1G:1167:A:H2'	1:1G:1169:A:O4'	2.14	0.46
1:1G:814:A:N7	1:1G:816:A:C4	2.84	0.46
26:1H:1442:G:C2	26:1H:1550:C:O2	2.69	0.46
26:1H:2065:C:H2'	26:1H:2066:C:H6	1.81	0.46
26:1H:2306:C:H3'	26:1H:2307:G:C5'	2.45	0.46
26:1H:2772:C:H2'	26:1H:2773:C:C6	2.51	0.46
22:1K:57:G:C2'	22:1K:58:A:H5''	2.44	0.46
31:31:134:GLY:CA	31:31:166:ALA:HB2	2.45	0.46
12:3A:82:VAL:CG2	12:3A:105:TYR:HB3	2.45	0.46
1:1G:1081:G:P	5:42:18:ARG:NH2	2.89	0.46
38:45:84:GLY:HA2	38:45:85:LYS:CB	2.46	0.46
33:59:140:LYS:CE	33:59:143:GLN:HG2	2.46	0.46
26:1H:270(L):U:H2'	34:61:50:ARG:HE	1.81	0.46
15:6A:25:THR:HG21	15:6A:70:LEU:HB2	1.96	0.46
15:6A:64:ARG:O	15:6A:68:ARG:HG2	2.15	0.46
8:72:34:GLU:HB3	8:72:118:VAL:CG1	2.46	0.46
37:78:38:GLN:HA	37:78:41:ARG:HG2	1.96	0.46
42:85:98:LEU:HB2	42:85:102:GLU:HB2	1.96	0.46
38:88:127:ILE:H	38:88:127:ILE:HG13	1.64	0.46
39:98:71:GLN:O	39:98:71:GLN:HG3	2.16	0.46
40:A8:36:TYR:N	40:A8:36:TYR:CD1	2.84	0.46
19:AA:38:SER:HB2	19:AA:71:LEU:HD23	1.98	0.46
20:BI:82:SER:O	20:BI:86:ARG:NH1	2.48	0.46
42:C8:90:VAL:O	42:C8:92:ARG:N	2.48	0.46
49:F5:50:ARG:HD2	49:F5:57:GLU:OE1	2.15	0.46
49:F5:92:LYS:HA	49:F5:95:LEU:HB2	1.98	0.46
26:14:850:C:O3'	51:H5:49:LYS:HE2	2.15	0.46
52:I5:62:ARG:O	52:I5:63:TYR:HB2	2.16	0.46
1:13:827:U:C5	1:13:872:A:N1	2.83	0.46
26:14:996:A:N6	26:14:1160:G:C6	2.83	0.46
26:14:1416:G:O2'	26:14:1417:C:C6	2.67	0.46
26:14:2747:G:O6	26:14:2755:C:H5''	2.16	0.46
26:14:618:G:H2'	26:14:618(A):C:O4'	2.16	0.46
26:14:754:C:H2'	26:14:755:C:C6	2.51	0.46
26:14:780:G:H21	26:14:783:A:N6	2.05	0.46
2:1E:124:SER:HB3	2:1E:125:PRO:HD2	1.96	0.46
2:1E:19:HIS:HE2	2:1E:206:ASP:HB2	1.80	0.46
1:1G:1207:G:C6	1:1G:1208:C:C4	3.04	0.46
1:1G:430:A:OP2	4:32:8:VAL:HG12	2.16	0.46
26:1H:1048:A:H61	33:51:3:ARG:HD2	1.81	0.46

*Continued on next page...*

*Continued from previous page...*

Atom-1	Atom-2	Interatomic distance (Å)	Clash overlap (Å)
26:1H:1107:G:H2'	26:1H:1108:U:C6	2.51	0.46
26:1H:751:A:H5'	44:E8:90:ARG:HA	1.96	0.46
30:21:101:ARG:HD3	30:21:169:ASN:OD1	2.16	0.46
30:29:81:ILE:HG22	30:29:82:ARG:N	2.25	0.46
11:2I:40:ILE:HD12	11:2I:77:MET:HE1	1.97	0.46
11:2I:40:ILE:O	11:2I:41:THR:HG23	2.15	0.46
23:2L:54:G:H3'	23:2L:55:5MU:H71	1.96	0.46
4:32:3:ARG:HB2	4:32:4:TYR:H	1.58	0.46
37:35:107:LYS:HB2	37:35:107:LYS:HE2	1.66	0.46
4:3E:111:ALA:HB2	4:3E:120:LEU:CD2	2.45	0.46
1:13:564:C:P	12:3I:15:ARG:HH11	2.38	0.46
12:3I:20:LYS:HB2	12:3I:20:LYS:HE2	1.65	0.46
38:45:74:TYR:O	38:45:90:VAL:O	2.34	0.46
39:55:2:ARG:HA	39:55:5:LYS:NZ	2.30	0.46
33:59:9:ILE:HD12	33:59:51:ARG:HA	1.96	0.46
40:65:33:LYS:HG3	40:65:34:HIS:N	2.30	0.46
41:75:21:GLU:OE2	41:75:21:GLU:N	2.40	0.46
16:7I:80:PHE:HD1	16:7I:80:PHE:O	1.99	0.46
9:8E:50:LEU:H	9:8E:50:LEU:HD12	1.81	0.46
43:95:53:GLU:N	43:95:53:GLU:OE2	2.41	0.46
6:5E:60:PHE:CE2	18:9I:78:LEU:HD21	2.50	0.46
47:D5:60:GLU:HA	47:D5:61:LEU:HG	1.98	0.46
47:H8:125:LEU:HD13	47:H8:164:ALA:CB	2.46	0.46
48:I8:10:THR:HG22	48:I8:11:ARG:H	1.81	0.46
49:J8:75:GLU:O	49:J8:77:ALA:N	2.48	0.46
29:11:28:GLU:HA	29:11:28:GLU:OE2	2.16	0.46
1:13:1014:A:H2'	1:13:1015:A:C8	2.51	0.46
1:13:1226:C:O2'	13:4I:111:LYS:NZ	2.48	0.46
1:13:158:G:C4	1:13:159:G:C8	3.04	0.46
1:13:553:A:H5''	12:3I:24:VAL:HG21	1.97	0.46
26:14:2657:A:N6	26:14:2664:G:O2'	2.48	0.46
27:16:59:A:H2'	27:16:60:C:H6	1.80	0.46
29:19:72:LYS:HD3	29:19:97:TYR:CZ	2.51	0.46
2:1E:136:VAL:HA	2:1E:139:LYS:HE3	1.97	0.46
1:13:1244:C:O5'	21:1F:9:ARG:NH1	2.49	0.46
1:1G:1177:G:O2'	1:1G:1178:G:O4'	2.34	0.46
1:1G:1238:A:H62	1:1G:1301:U:H3	1.64	0.46
1:1G:149:A:O2'	1:1G:150:C:H5'	2.16	0.46
26:1H:1424:G:H2'	26:1H:1425:G:O4'	2.16	0.46
26:1H:236:C:H2'	26:1H:237:C:H6	1.80	0.46
26:1H:2611:U:H3'	26:1H:2611:U:OP2	2.16	0.46

*Continued on next page...*

*Continued from previous page...*

Atom-1	Atom-2	Interatomic distance (Å)	Clash overlap (Å)
26:1H:33:U:H4'	26:1H:34:C:OP1	2.16	0.46
56:1L:2:G:N3	56:1L:2:G:H2'	2.31	0.46
3:22:35:GLU:OE2	3:22:59:ARG:NH2	2.48	0.46
23:2K:16:C:OP1	23:2K:16:C:H4'	2.15	0.46
26:1H:674:G:H1'	31:31:74:ARG:HE	1.81	0.46
4:32:150:GLU:C	4:32:152:SER:H	2.18	0.46
26:14:607:U:OP1	31:39:102:PRO:HA	2.15	0.46
12:3A:28:LYS:HG3	12:3A:30:ALA:HB2	1.96	0.46
24:3K:48:C:H5	24:3K:59:U:O2	1.99	0.46
32:41:49:ASP:CG	32:41:52:ILE:HG12	2.36	0.46
32:41:82:LEU:O	32:41:82:LEU:HG	2.16	0.46
32:49:47:LYS:HZ1	32:49:82:LEU:HA	1.80	0.46
5:4E:41:VAL:HG22	5:4E:113:ALA:CB	2.45	0.46
33:59:37:VAL:HG13	33:59:38:SER:O	2.16	0.46
7:62:41:ARG:CZ	7:62:42:ILE:HG13	2.46	0.46
40:65:87:PHE:CZ	40:65:102:ALA:HB2	2.50	0.46
41:75:120:ARG:HH11	41:75:120:ARG:HG3	1.81	0.46
37:78:32:THR:HG21	61:78:204:HOH:O	2.15	0.46
1:1G:1128:C:H4'	9:82:16:ARG:HH22	1.81	0.46
9:82:47:LEU:O	9:82:50:LEU:HG	2.16	0.46
42:85:61:TRP:O	42:85:65:ILE:HG13	2.16	0.46
42:85:80:ILE:HA	42:85:83:LEU:HB2	1.98	0.46
26:14:1188:U:H4'	43:95:79:VAL:CG1	2.45	0.46
19:AA:16:LEU:O	19:AA:19:VAL:HG12	2.16	0.46
20:BI:89:ARG:HG2	20:BI:90:GLN:N	2.30	0.46
46:C5:75:ILE:HG13	46:C5:80:GLY:O	2.15	0.46
47:D5:101:PRO:CB	47:D5:102:LEU:HB2	2.40	0.46
47:D5:58:VAL:HA	47:D5:68:PRO:HA	1.98	0.46
43:D8:32:THR:HG23	43:D8:58:VAL:HG13	1.96	0.46
48:I8:14:ARG:NH1	61:I8:1403:HOH:O	2.48	0.46
50:K8:5:GLU:O	50:K8:8:LYS:HG2	2.16	0.46
29:11:26:LYS:HB2	29:11:83:GLU:HG2	1.98	0.46
1:13:1226:C:H4'	1:13:1227:A:OP1	2.16	0.46
1:13:57:G:C5	1:13:58:C:C4	3.03	0.46
1:13:983:A:H1'	1:13:1049:U:O2	2.16	0.46
26:14:1607:C:H4'	26:14:1608:A:O5'	2.16	0.46
26:14:1996:C:O3'	61:14:3652:HOH:O	2.20	0.46
2:1E:60:ASP:HB3	2:1E:64:ARG:CZ	2.46	0.46
1:1G:1245:A:H61	1:1G:1292:U:H3	1.63	0.46
1:1G:1280:A:O2'	1:1G:1281:U:H5'	2.16	0.46
1:1G:269:C:H2'	1:1G:270:A:H8	1.80	0.46

*Continued on next page...*

*Continued from previous page...*

Atom-1	Atom-2	Interatomic distance (Å)	Clash overlap (Å)
1:1G:922:G:C2	1:1G:923:A:C4	3.04	0.46
26:1H:1049:C:H2'	26:1H:1050:A:H5'	1.98	0.46
26:1H:107:C:H2'	26:1H:108:U:H6	1.81	0.46
26:1H:1006:C:C2	26:1H:1138:G:N2	2.83	0.46
26:1H:2058:A:H5''	26:1H:2059:A:OP2	2.16	0.46
26:1H:2272:U:H5''	26:1H:2273:A:OP1	2.16	0.46
26:1H:247:G:H4'	26:1H:386:G:C5	2.50	0.46
26:1H:286:C:H2'	26:1H:287:C:C6	2.50	0.46
26:1H:306:U:H2'	26:1H:307:G:O4'	2.16	0.46
26:1H:686:G:H8	54:P8:6:GLN:O	1.99	0.46
26:1H:994:C:H5''	26:1H:995:C:OP1	2.15	0.46
56:1L:48:C:HO2'	56:1L:59:U:C1'	2.29	0.46
30:29:31:CYS:HB3	30:29:49:LEU:HB2	1.97	0.46
3:2E:131:ARG:NH2	3:2E:167:TRP:O	2.49	0.46
11:2I:43:SER:OG	11:2I:44:SER:N	2.48	0.46
23:2K:20:G:C4	23:2K:58:A:C2	3.03	0.46
31:39:11:VAL:CG2	31:39:12:LEU:H	2.29	0.46
31:39:157:VAL:HA	31:39:176:LEU:O	2.15	0.46
31:39:27:GLU:HG3	31:39:112:MET:CG	2.46	0.46
24:3K:56:C:H1'	26:1H:2169:A:H62	1.81	0.46
32:49:12:TYR:HA	32:49:16:ARG:HD2	1.98	0.46
33:51:55:PRO:HB2	33:51:61:HIS:CE1	2.51	0.46
34:61:75:LEU:HD11	34:61:105:HIS:CD2	2.51	0.46
15:6I:68:ARG:O	15:6I:72:ARG:CZ	2.64	0.46
15:6I:74:ASP:CB	15:6I:77:ARG:HB2	2.43	0.46
8:7E:98:LYS:HE2	8:7E:98:LYS:HB2	1.43	0.46
16:7I:18:ARG:HH21	16:7I:35:LYS:CE	2.29	0.46
9:82:11:LYS:HZ2	9:82:11:LYS:HB2	1.81	0.46
9:82:48:GLU:HA	9:82:51:ARG:HD2	1.97	0.46
38:88:63:LYS:HD3	38:88:63:LYS:HA	1.68	0.46
26:1H:1161:C:O2'	43:D8:8:GLY:HA2	2.16	0.46
51:H5:33:GLN:HG2	51:H5:33:GLN:O	2.13	0.46
49:J8:73:LEU:HD23	49:J8:73:LEU:HA	1.78	0.46
55:M5:43:GLN:HA	55:M5:46:ARG:NH2	2.24	0.46
1:13:129(A):G:C2	1:13:188:U:O2'	2.68	0.46
1:13:1320:C:O2	19:AI:36:ARG:NH1	2.49	0.46
1:13:397:A:H5'	1:13:398:C:OP1	2.16	0.46
1:13:453:A:C6	1:13:454:C:C4	3.04	0.46
1:13:652:U:C4	1:13:752:G:N3	2.84	0.46
26:14:1754:C:OP1	41:75:96:ARG:NH1	2.47	0.46
26:14:2271:G:H2'	26:14:2272:U:C6	2.50	0.46

*Continued on next page...*



*Continued from previous page...*

Atom-1	Atom-2	Interatomic distance (Å)	Clash overlap (Å)
26:14:2688:U:C5	26:14:2720:U:OP2	2.69	0.46
26:14:2849:U:H4'	26:14:2868:A:C2	2.51	0.46
26:14:68:G:H2'	26:14:69:C:C6	2.51	0.46
26:14:71:A:H5'	26:14:71:A:C8	2.51	0.46
2:1E:60:ASP:HB3	2:1E:64:ARG:HH12	1.81	0.46
1:13:1286:A:H2	21:1F:18:TYR:HH	1.63	0.46
1:1G:1227:A:C8	1:1G:1227:A:H3'	2.51	0.46
1:1G:272:C:H2'	1:1G:273:A:C8	2.51	0.46
1:1G:26:A:N6	1:1G:558:G:O2'	2.36	0.46
1:1G:580:U:H2'	1:1G:581:G:O4'	2.16	0.46
26:1H:1051:G:OP2	26:1H:1051:G:H8	1.98	0.46
26:1H:1210:A:H5''	26:1H:1212:G:O4'	2.15	0.46
26:1H:2031:A:C6	26:1H:2498:C:H1'	2.51	0.46
30:29:51:PHE:CG	30:29:52:LEU:N	2.84	0.46
1:1G:706:A:H1'	11:2A:31:THR:HG21	1.98	0.46
3:2E:77:ILE:HG13	3:2E:78:GLY:H	1.81	0.46
11:2I:62:GLN:O	11:2I:66:LEU:HG	2.16	0.46
12:3A:85:ILE:HD11	12:3A:98:TYR:CG	2.51	0.46
6:52:86:ARG:O	6:52:87:ARG:HG2	2.15	0.46
14:5A:4:LYS:O	14:5A:7:ILE:HG22	2.16	0.46
34:61:112:LYS:O	34:61:114:LEU:HD22	2.16	0.46
40:65:34:HIS:ND1	40:65:53:SER:OG	2.41	0.46
36:68:10:VAL:HG13	36:68:17:ARG:O	2.16	0.46
7:6E:72:ARG:HG3	7:6E:142:GLU:OE1	2.15	0.46
8:72:100:ILE:HG23	8:72:101:PRO:O	2.15	0.46
41:75:10:VAL:HG23	41:75:11:GLU:H	1.79	0.46
19:AI:47:HIS:O	19:AI:62:ILE:HD12	2.16	0.46
20:BI:13:LEU:CD1	20:BI:14:LYS:HD3	2.46	0.46
20:BI:92:LEU:O	20:BI:96:GLY:HA3	2.16	0.46
47:D5:168:GLU:OE1	47:D5:169:GLU:HB2	2.16	0.46
47:D5:52:SER:C	47:D5:54:HIS:H	2.19	0.46
26:14:2262:U:P	48:E5:19:LYS:HZ2	2.39	0.46
49:F5:93:GLU:HB3	49:F5:94:LEU:HD22	1.98	0.46
50:G5:43:GLN:HB2	50:G5:45:SER:H	1.80	0.46
52:I5:26:SER:OG	52:I5:27:THR:N	2.47	0.46
53:J5:55:ARG:HA	53:J5:55:ARG:HD2	1.84	0.46
1:13:1034:G:N2	1:13:1035:A:N7	2.63	0.46
1:13:1189:C:P	10:1I:51:ARG:HH22	2.39	0.46
1:13:1284:C:H2'	1:13:1285:A:N7	2.31	0.46
1:13:1389:C:H2'	1:13:1390:U:O4'	2.16	0.46
1:13:1410:G:H2'	1:13:1411:C:C6	2.51	0.46

*Continued on next page...*

*Continued from previous page...*

Atom-1	Atom-2	Interatomic distance (Å)	Clash overlap (Å)
1:13:255:G:H4'	17:8I:17:LYS:HZ2	1.81	0.46
1:13:724:G:C2	1:13:725:G:C8	3.03	0.46
1:13:804:U:H5''	1:13:805:C:OP2	2.16	0.46
26:14:1826:G:H2'	26:14:1827:C:O4'	2.16	0.46
26:14:2127:G:H2'	26:14:2128:C:O4'	2.16	0.46
26:14:2432:A:C2	49:F5:35:THR:HG22	2.51	0.46
26:14:2865:U:C4	26:14:2866:U:C4	3.04	0.46
26:14:451:C:H4'	31:39:52:LYS:HE3	1.96	0.46
26:14:590:A:H2'	26:14:591:C:O4'	2.16	0.46
2:1E:73:THR:O	2:1E:78:GLN:NE2	2.49	0.46
1:1G:1098:C:H2'	1:1G:1099:G:O4'	2.16	0.46
1:1G:1304:G:N1	1:1G:1332:A:OP2	2.33	0.46
1:1G:262:A:C6	1:1G:263:A:C6	3.04	0.46
1:1G:373:A:C2	1:1G:374:A:C8	3.04	0.46
1:1G:7:G:H5'	1:1G:298:A:O4'	2.15	0.46
26:1H:583:G:N2	26:1H:1258:C:C2	2.84	0.46
26:1H:2213:U:H1'	49:J8:52:ARG:NH2	2.30	0.46
26:1H:2830:G:H8	26:1H:2830:G:H5''	1.79	0.46
26:1H:2789:C:H1'	26:1H:2892:A:H2	1.80	0.46
26:1H:613:U:C4	26:1H:614:U:C4	3.04	0.46
26:1H:863:A:H2'	26:1H:864:G:H8	1.81	0.46
30:21:117:MET:O	30:21:118:LYS:HB3	2.16	0.46
26:1H:2572:A:N7	30:21:145:LYS:HB2	2.31	0.46
3:22:131:ARG:O	3:22:135:LYS:HG2	2.16	0.46
31:31:6:VAL:HG21	31:31:119:ARG:HA	1.97	0.46
4:32:76:ARG:HD2	4:32:76:ARG:HA	1.78	0.46
26:14:1250:G:N7	37:35:18:ARG:NH2	2.64	0.46
31:39:11:VAL:HG13	31:39:13:SER:OG	2.16	0.46
31:39:148:LEU:HG	31:39:149:ASP:CA	2.46	0.46
12:3A:33:ARG:HB3	12:3A:60:LEU:HD21	1.98	0.46
4:3E:162:LEU:HD11	4:3E:181:MET:HG2	1.97	0.46
5:42:16:THR:HB	5:42:18:ARG:NH2	2.31	0.46
5:42:91:LEU:HD23	5:42:120:THR:HG22	1.98	0.46
32:49:111:LEU:HD13	32:49:111:LEU:HA	1.76	0.46
34:69:41:GLU:HA	34:69:44:LEU:HB2	1.97	0.46
28:71:18:LYS:O	28:71:223:ARG:CZ	2.64	0.46
37:78:27:HIS:ND1	37:78:27:HIS:N	2.63	0.46
9:82:71:SER:HA	9:82:74:ILE:HD12	1.97	0.46
38:88:18:LYS:O	38:88:98:LYS:NZ	2.46	0.46
46:C5:47:LYS:HA	46:C5:60:PHE:CD1	2.50	0.46
42:C8:92:ARG:NH2	42:C8:95:LEU:HD13	2.29	0.46

*Continued on next page...*

*Continued from previous page...*

Atom-1	Atom-2	Interatomic distance (Å)	Clash overlap (Å)
47:D5:43:GLU:HG2	47:D5:44:PHE:N	2.31	0.46
45:F8:65:ARG:HG2	45:F8:67:GLY:H	1.81	0.46
46:G8:20:TYR:CE2	46:G8:43:ASN:HA	2.51	0.46
49:J8:93:GLU:HB2	49:J8:94:LEU:H	1.44	0.46
53:N8:47:PRO:HB2	53:N8:48:GLU:OE2	2.15	0.46
1:13:624:C:O3'	16:7I:10:GLY:HA2	2.16	0.45
26:14:118:A:N3	26:14:178:G:H1'	2.31	0.45
26:14:1405:U:H2'	26:14:1406:U:H6	1.81	0.45
26:14:1420:U:O2'	26:14:1421:G:OP1	2.34	0.45
26:14:240:G:O6	61:14:3651:HOH:O	2.20	0.45
26:14:2439:A:C8	26:14:2439:A:H5'	2.52	0.45
26:14:2734:A:H2'	26:14:2735:G:O4'	2.16	0.45
26:14:764:A:N1	26:14:1789:A:O2'	2.43	0.45
9:82:115:GLY:HA3	10:1A:58:ASP:HB3	1.99	0.45
1:1G:1118:C:H1'	1:1G:1179:A:C4	2.51	0.45
1:1G:519:C:H2'	1:1G:520:A:O4'	2.16	0.45
1:1G:938:A:N3	1:1G:1376:U:O2'	2.36	0.45
26:1H:1338:G:O2'	26:1H:1393:A:N1	2.42	0.45
26:1H:1858:G:O2'	26:1H:1859:A:OP2	2.18	0.45
26:1H:1931:U:O4'	26:1H:1931:U:O2	2.34	0.45
26:1H:1992:G:O2'	26:1H:1993:U:OP2	2.30	0.45
26:1H:2291:U:H2'	26:1H:2292:C:C6	2.51	0.45
26:1H:994:C:H3'	42:C8:54:LYS:NZ	2.31	0.45
26:1H:2784:C:O2'	30:21:37:ARG:NH1	2.49	0.45
3:22:150:LYS:HZ2	3:22:169:ALA:C	2.19	0.45
31:31:18:ARG:H	31:31:18:ARG:HG3	1.55	0.45
4:32:153:ARG:NH1	4:32:181:MET:HG3	2.31	0.45
26:1H:2314:C:H5''	32:41:38:VAL:HG11	1.98	0.45
26:14:953:A:OP2	38:45:16:ARG:HD3	2.15	0.45
13:4A:102:ARG:H	13:4A:102:ARG:NE	2.13	0.45
13:4A:73:GLU:HG3	52:I5:52:THR:HG21	1.98	0.45
13:4I:17:VAL:HA	13:4I:20:THR:HG23	1.98	0.45
6:52:14:LEU:HD21	6:52:19:LEU:HD12	1.96	0.45
41:75:65:LYS:HA	41:75:65:LYS:HD2	1.77	0.45
28:79:200:LYS:HZ2	28:79:208:PHE:HB2	1.80	0.45
8:7E:111:ILE:CD1	8:7E:135:CYS:H	2.30	0.45
8:7E:36:LEU:O	8:7E:39:LEU:HD12	2.17	0.45
8:7E:60:ARG:HD3	8:7E:62:TYR:OH	2.17	0.45
9:82:70:LYS:O	9:82:74:ILE:HG13	2.16	0.45
40:A8:105:ALA:O	40:A8:109:GLY:HA3	2.16	0.45
41:B8:24:PRO:O	41:B8:94:ALA:HB2	2.16	0.45

*Continued on next page...*

*Continued from previous page...*

Atom-1	Atom-2	Interatomic distance (Å)	Clash overlap (Å)
20:BA:25:ARG:O	20:BA:29:LYS:HG3	2.16	0.45
20:BI:73:HIS:HB3	20:BI:74:LYS:HD3	1.98	0.45
20:BI:63:ILE:HB	20:BI:80:ARG:NH2	2.31	0.45
43:D8:82:ARG:HH11	43:D8:82:ARG:HG3	1.81	0.45
48:E5:34:GLY:HA2	48:E5:61:ALA:O	2.16	0.45
44:E8:36:LEU:HA	44:E8:39:THR:HG23	1.98	0.45
50:G5:5:GLU:O	50:G5:8:LYS:N	2.49	0.45
47:H8:155:LEU:HD13	47:H8:155:LEU:HA	1.58	0.45
2:12:197:VAL:HG22	2:12:200:ILE:HD11	1.97	0.45
1:13:1157:A:N6	1:13:1178:G:H21	2.14	0.45
1:13:428:G:O4'	1:13:430:A:C8	2.70	0.45
1:13:495:A:H4'	1:13:496:A:OP1	2.15	0.45
26:14:1538:G:H2'	26:14:1539:G:H8	1.81	0.45
26:14:1851:U:H2'	26:14:1852:C:O4'	2.16	0.45
26:14:2012:G:OP1	44:A5:11:ARG:NH2	2.50	0.45
26:14:2101:G:H2'	26:14:2102:U:O4'	2.16	0.45
26:14:2821:A:H3'	61:14:3531:HOH:O	2.14	0.45
1:1G:1022:G:C6	1:1G:1023:G:N7	2.85	0.45
1:1G:1388:C:H2'	1:1G:1389:C:C6	2.51	0.45
26:1H:195:A:OP1	37:78:46:LYS:HE2	2.17	0.45
26:1H:1983:C:O2'	26:1H:1984:G:H5'	2.16	0.45
10:1I:14:LYS:HA	10:1I:14:LYS:HD3	1.75	0.45
56:1L:5:G:H21	56:1L:69:A:N6	2.14	0.45
30:21:174:ASP:OD1	30:21:175:VAL:N	2.50	0.45
11:2A:62:GLN:HB2	11:2A:97:ALA:HB2	1.98	0.45
12:3I:110:VAL:CG2	12:3I:120:TYR:HB3	2.45	0.45
38:45:42:ILE:HD13	38:45:97:VAL:CG1	2.46	0.45
34:69:128:LEU:O	34:69:138:ILE:N	2.40	0.45
34:69:123:LEU:HA	34:69:142:VAL:CG1	2.47	0.45
15:6A:24:SER:OG	15:6A:27:VAL:HG12	2.16	0.45
28:71:22:ILE:HG22	28:71:189:ILE:HD13	1.96	0.45
41:75:24:PRO:HA	41:75:49:VAL:O	2.16	0.45
16:7A:67:THR:HG23	16:7A:70:ALA:H	1.81	0.45
8:7E:98:LYS:H	8:7E:98:LYS:HZ3	1.64	0.45
17:8I:56:VAL:HG22	17:8I:81:ARG:CZ	2.45	0.45
43:95:21:ARG:NH2	43:95:93:GLU:OE2	2.49	0.45
39:98:26:LYS:HE2	39:98:70:LEU:O	2.16	0.45
39:98:79:LEU:HA	39:98:83:ILE:HG12	1.98	0.45
46:C5:62:GLU:C	46:C5:63:LYS:HG3	2.36	0.45
47:D5:44:PHE:HA	47:D5:47:VAL:HG22	1.98	0.45
52:M8:9:LEU:HA	52:M8:9:LEU:HD12	1.76	0.45

*Continued on next page...*

*Continued from previous page...*

Atom-1	Atom-2	Interatomic distance (Å)	Clash overlap (Å)
2:12:101:MET:O	2:12:105:PHE:HB2	2.15	0.45
2:12:97:TRP:CZ2	2:12:99:GLY:HA2	2.51	0.45
1:13:1000:A:H2'	1:13:1001:G:H8	1.80	0.45
1:13:1097:C:O2'	1:13:1169:A:N3	2.39	0.45
1:13:182:U:H5	1:13:183:G:C4	2.35	0.45
1:13:942:G:C2	1:13:1342:C:C2	3.04	0.45
26:14:1757:U:N3	26:14:1762:A:H2	2.13	0.45
26:14:2542:A:H4'	26:14:2542:A:OP1	2.15	0.45
26:14:270(E):G:H2'	26:14:270(F):U:H6	1.81	0.45
26:14:2885:C:OP2	61:14:3653:HOH:O	2.21	0.45
27:16:44:G:C2	27:16:48:A:C2	3.04	0.45
2:1E:21:ARG:HG2	2:1E:22:LYS:HB2	1.99	0.45
1:1G:1058:G:H2'	1:1G:1059:C:O4'	2.16	0.45
1:1G:1226:C:P	13:4A:103:THR:HG21	2.57	0.45
1:1G:1291:G:H2'	1:1G:1292:U:C6	2.50	0.45
1:1G:1305:G:OP2	1:1G:1305:G:H8	1.98	0.45
1:1G:1356:G:H2'	1:1G:1357:A:O4'	2.16	0.45
1:1G:489:C:H2'	1:1G:490:G:H8	1.82	0.45
1:1G:567:G:H2'	1:1G:568:G:O4'	2.16	0.45
26:1H:1021:A:C8	26:1H:1021:A:H3'	2.51	0.45
26:1H:2784:C:O3'	30:21:41:LYS:HD2	2.16	0.45
26:1H:346:A:H5''	26:1H:347:A:OP2	2.15	0.45
26:1H:900:A:H5'	26:1H:901:A:OP2	2.16	0.45
26:1H:918:A:H8	26:1H:918:A:O5'	1.99	0.45
27:1J:23:G:C2	27:1J:24:G:O6	2.70	0.45
3:22:56:ASP:O	3:22:66:VAL:HA	2.16	0.45
31:39:123:LEU:HD11	31:39:199:TRP:HZ3	1.81	0.45
33:59:147:ASN:O	33:59:151:ILE:HG13	2.16	0.45
34:61:131:LYS:HZ3	34:61:131:LYS:HB2	1.82	0.45
15:6A:76:GLU:HG3	15:6A:79:ARG:NH2	2.31	0.45
28:71:18:LYS:O	28:71:18:LYS:HG3	2.17	0.45
8:72:109:ILE:HG23	8:72:137:VAL:HB	1.98	0.45
37:78:59:LEU:HB2	55:Q8:58:ILE:CD1	2.46	0.45
16:7A:75:ARG:HH22	16:7A:81:ARG:CA	2.30	0.45
1:13:1342:C:H4'	9:8E:125:TYR:HB3	1.98	0.45
9:8E:90:PRO:HA	9:8E:92:TYR:CZ	2.51	0.45
26:1H:2817:G:OP1	39:98:99:LYS:HE2	2.16	0.45
40:A8:108:GLY:O	40:A8:110:LEU:HD12	2.16	0.45
45:B5:1:MET:N	50:G5:29:LYS:HE3	2.32	0.45
41:B8:102:ILE:HB	41:B8:110:ILE:HD13	1.98	0.45
41:B8:6:LEU:HD12	41:B8:6:LEU:HA	1.77	0.45

*Continued on next page...*

*Continued from previous page...*

Atom-1	Atom-2	Interatomic distance (Å)	Clash overlap (Å)
36:68:101:PRO:HD2	41:B8:70:VAL:CG1	2.46	0.45
46:C5:15:VAL:HG23	46:C5:21:LYS:HA	1.98	0.45
46:G8:30:VAL:HB	46:G8:37:VAL:HG12	1.98	0.45
47:H8:39:VAL:HG13	47:H8:40:ASP:O	2.16	0.45
49:J8:8:SER:OG	49:J8:10:LYS:HG3	2.16	0.45
29:11:17:THR:CG2	29:11:205:VAL:H	2.29	0.45
29:11:149:PRO:HD3	29:11:189:CYS:SG	2.56	0.45
2:12:115:LEU:O	2:12:119:GLU:N	2.43	0.45
1:13:1328:C:OP1	21:1F:21:TYR:OH	2.33	0.45
1:13:1350:A:C2	1:13:1351:U:C2	3.04	0.45
1:13:147:G:H2'	1:13:148:G:H8	1.81	0.45
1:13:148:G:H2'	1:13:149:A:C8	2.51	0.45
26:14:1425:G:H2'	26:14:1426:G:O4'	2.16	0.45
26:14:1678:G:H8	26:14:1678:G:O5'	1.99	0.45
26:14:28:A:C2	26:14:513:A:C8	3.04	0.45
27:16:40:U:H1'	27:16:45:A:H61	1.80	0.45
1:1G:1140:C:H2'	1:1G:1141:C:C6	2.50	0.45
1:1G:1259:C:C4	1:1G:1260:C:H1'	2.51	0.45
1:1G:1443:G:N2	41:75:119:LYS:HB2	2.30	0.45
1:1G:509:A:C8	1:1G:509:A:H3'	2.51	0.45
1:1G:737:A:H2'	1:1G:738:C:C6	2.51	0.45
26:1H:1029:A:H2'	26:1H:1030:G:O4'	2.17	0.45
26:1H:1582:C:HO2'	26:1H:1586:A:H8	1.58	0.45
26:1H:2317:C:H2'	26:1H:2318:G:H5'	1.98	0.45
26:1H:2551:C:OP1	61:1H:3758:HOH:O	2.20	0.45
26:1H:259:G:N2	26:1H:621:A:H8	2.09	0.45
26:1H:631:A:N3	26:1H:2415:G:O2'	2.41	0.45
26:1H:810:U:OP1	61:1H:3756:HOH:O	2.20	0.45
26:1H:863:A:H2'	26:1H:864:G:C8	2.51	0.45
27:1J:2:C:H2'	27:1J:3:C:C6	2.51	0.45
30:29:116:VAL:O	30:29:117:MET:CB	2.65	0.45
3:2E:43:LEU:HB3	3:2E:47:LEU:HD21	1.99	0.45
4:3E:153:ARG:CZ	4:3E:181:MET:HB2	2.47	0.45
38:45:68:ILE:HD13	38:45:103:MET:HB3	1.97	0.45
38:45:135:ASP:CB	38:45:137:TYR:H	2.24	0.45
5:4E:43:LEU:HD11	5:4E:132:ALA:HB1	1.98	0.45
33:59:97:ARG:HG2	33:59:98:LEU:H	1.81	0.45
7:62:71:PRO:HD3	7:62:103:TRP:HZ3	1.81	0.45
36:68:16:ALA:HB2	36:68:52:VAL:HG21	1.98	0.45
7:6E:113:GLU:CG	7:6E:119:ARG:HG2	2.47	0.45
8:7E:109:ILE:HG13	8:7E:120:THR:HB	1.98	0.45

*Continued on next page...*

*Continued from previous page...*

Atom-1	Atom-2	Interatomic distance (Å)	Clash overlap (Å)
8:7E:114:THR:HG22	8:7E:117:GLY:O	2.16	0.45
20:BI:10:LEU:HD21	20:BI:12:ALA:HB3	1.97	0.45
43:D8:98:GLU:OE1	43:D8:99:ILE:HG13	2.17	0.45
44:E8:59:VAL:HG23	44:E8:60:ASN:N	2.32	0.45
26:1H:483:A:O4'	46:G8:48:ALA:HB1	2.16	0.45
47:H8:151:HIS:NE2	47:H8:154:ASP:OD2	2.49	0.45
53:J5:16:ARG:NH1	53:J5:17:ASP:OD1	2.49	0.45
52:M8:13:ARG:NH2	52:M8:22:ILE:HG12	2.32	0.45
55:Q8:39:LYS:O	55:Q8:43:GLN:HG3	2.16	0.45
2:12:122:PHE:HZ	2:12:142:LEU:HD11	1.82	0.45
2:12:164:VAL:HG22	2:12:186:ALA:HB1	1.98	0.45
1:13:310:G:OP2	16:7I:27:LYS:NZ	2.38	0.45
26:14:1675:C:O5'	26:14:1675:C:H6	1.98	0.45
26:14:2094:G:OP1	34:69:22:LYS:HE2	2.17	0.45
26:14:2621:A:OP1	30:29:119:ARG:NH2	2.50	0.45
26:14:801:G:OP2	31:39:55:GLY:HA2	2.16	0.45
10:1A:70:ARG:HH21	10:1A:94:VAL:HG12	1.81	0.45
2:1E:156:LYS:HA	2:1E:156:LYS:HD2	1.45	0.45
2:1E:56:ARG:HH11	2:1E:56:ARG:HB2	1.81	0.45
1:1G:1273:G:H3'	1:1G:1274:G:H8	1.81	0.45
1:1G:1288:A:N1	1:1G:1371:G:H1'	2.31	0.45
1:1G:509:A:H5''	4:32:55:ALA:HB2	1.99	0.45
26:1H:1474:C:H2'	26:1H:1475:G:C8	2.51	0.45
26:1H:1535:U:H6	26:1H:1538:G:H21	1.65	0.45
26:1H:1434:A:H61	26:1H:1558:A:H62	1.63	0.45
26:1H:2058:A:H5''	61:1H:3750:HOH:O	2.15	0.45
26:1H:2287:A:C2	26:1H:2346:A:H2	2.34	0.45
26:1H:2287:A:N1	26:1H:2346:A:H2	2.15	0.45
26:1H:871:U:OP2	38:88:6:ARG:NH2	2.48	0.45
30:21:13:ARG:O	30:21:14:ILE:HD13	2.17	0.45
3:22:44:GLU:HG3	3:22:47:LEU:HD22	1.97	0.45
30:29:22:PRO:O	30:29:185:LYS:HA	2.16	0.45
31:31:64:ILE:HG23	31:31:65:TRP:CE3	2.51	0.45
31:39:5:ALA:HB3	31:39:17:ARG:NH2	2.32	0.45
12:3A:73:GLU:HA	12:3A:73:GLU:OE2	2.17	0.45
24:3L:31:C:H42	24:3L:39:G:H1	1.63	0.45
32:41:138:GLN:HE22	32:41:152:LEU:HA	1.82	0.45
38:45:19:GLY:N	38:45:98:LYS:HZ1	2.13	0.45
1:13:1227:A:P	13:4I:111:LYS:HZ1	2.40	0.45
14:5A:12:ARG:CZ	14:5A:13:THR:HA	2.47	0.45
10:1A:53:PRO:HA	14:5A:42:ILE:HG21	1.99	0.45

*Continued on next page...*

*Continued from previous page...*

Atom-1	Atom-2	Interatomic distance (Å)	Clash overlap (Å)
34:61:143:SER:OG	34:61:144:VAL:HG22	2.17	0.45
34:61:63:ALA:O	34:61:67:ARG:HB3	2.17	0.45
40:65:15:ARG:O	40:65:19:LYS:HD2	2.16	0.45
7:6E:40:ALA:HB1	7:6E:44:TYR:CE2	2.52	0.45
37:78:65:ARG:HB3	61:78:206:HOH:O	2.16	0.45
9:8E:114:TYR:HD1	9:8E:114:TYR:H	1.65	0.45
17:8I:13:ASP:H	17:8I:14:LYS:NZ	2.14	0.45
40:A8:58:LEU:HD12	40:A8:58:LEU:H	1.82	0.45
19:AA:36:ARG:HA	19:AA:71:LEU:HD11	1.97	0.45
41:B8:108:ARG:HA	41:B8:111:ARG:HH11	1.82	0.45
26:14:302:C:P	46:C5:81:LYS:HE3	2.57	0.45
49:F5:3:LYS:O	49:F5:12:PRO:HD3	2.16	0.45
46:G8:35:TYR:CE2	46:G8:69:ALA:HB3	2.51	0.45
51:H5:7:LYS:O	51:H5:54:VAL:HA	2.16	0.45
52:M8:25:TYR:C	52:M8:25:TYR:CD1	2.90	0.45
29:11:17:THR:HG22	29:11:204:ILE:HA	1.99	0.45
2:12:197:VAL:HG13	2:12:200:ILE:HG13	1.97	0.45
1:13:324:G:N1	1:13:327:A:OP2	2.41	0.45
1:13:51:A:OP2	1:13:52:G:H8	2.00	0.45
1:13:827:U:C4	1:13:870:U:C4	3.05	0.45
26:14:2117:A:H2'	26:14:2118:U:C5	2.50	0.45
26:14:2695:C:H2'	26:14:2696:U:H6	1.80	0.45
26:14:298:G:H5''	26:14:299:A:OP1	2.16	0.45
26:14:900:A:C2'	26:14:901:A:H8	2.28	0.45
35:15:15:LEU:HB2	35:15:134:ARG:HB3	1.97	0.45
10:1A:27:ALA:O	10:1A:30:SER:HB3	2.17	0.45
1:1G:998:G:H22	1:1G:1043:C:H42	1.65	0.45
1:1G:1399:C:C2	1:1G:1502:A:N6	2.85	0.45
26:1H:1730:U:HO2'	26:1H:1731:G:P	2.40	0.45
26:1H:2310:A:N1	32:41:80:PHE:HE1	2.14	0.45
26:1H:518:G:H2'	26:1H:519:U:C6	2.51	0.45
10:1I:49:VAL:CG2	14:5I:41:ARG:HB2	2.47	0.45
56:1L:30:C:N4	56:1L:40:G:H1	2.14	0.45
3:22:38:ARG:HH12	3:22:42:LEU:HB2	1.82	0.45
31:39:158:THR:HB	31:39:195:ASP:HB2	1.99	0.45
12:3I:24:VAL:HB	12:3I:27:LEU:HD12	1.98	0.45
32:41:131:TYR:HB3	32:41:159:VAL:CG2	2.47	0.45
38:45:127:ILE:HD12	38:45:127:ILE:HA	1.86	0.45
6:52:35:ALA:HA	6:52:67:MET:HB3	1.97	0.45
34:61:113:ARG:O	34:61:114:LEU:HD13	2.16	0.45
40:65:29:PHE:HD1	40:65:30:ARG:H	1.65	0.45

*Continued on next page...*



*Continued from previous page...*

Atom-1	Atom-2	Interatomic distance (Å)	Clash overlap (Å)
15:6I:3:ILE:HD13	15:6I:34:LEU:HG	1.99	0.45
15:6I:72:ARG:NE	15:6I:72:ARG:H	2.15	0.45
8:7E:129:VAL:HG23	8:7E:130:GLY:H	1.81	0.45
9:82:93:ARG:NH1	9:82:96:LEU:HD13	2.31	0.45
42:85:88:ILE:CD1	43:95:49:THR:HA	2.47	0.45
26:14:748:G:OP2	44:A5:88:ARG:HB3	2.16	0.45
45:B5:50:LYS:O	45:B5:51:VAL:HG22	2.17	0.45
20:BI:72:LEU:HD11	20:BI:80:ARG:HE	1.82	0.45
47:D5:29:TYR:CE2	47:D5:87:ASP:HB3	2.51	0.45
46:G8:75:ILE:HD12	46:G8:75:ILE:HA	1.57	0.45
47:H8:110:GLY:O	47:H8:111:VAL:HG22	2.16	0.45
51:L8:28:LEU:HA	51:L8:33:GLN:NE2	2.32	0.45
55:M5:33:ASN:O	55:M5:36:LYS:N	2.34	0.45
26:1H:1826:G:H4'	29:11:242:ARG:CZ	2.47	0.45
2:12:75:LYS:N	2:12:78:GLN:HG3	2.32	0.45
1:13:1225:A:H2'	1:13:1226:C:C5	2.52	0.45
1:13:1438:G:H2'	1:13:1439:C:C6	2.52	0.45
1:13:75:C:H4'	1:13:76:G:OP1	2.17	0.45
26:14:1000:A:N6	26:14:1001:A:N1	2.65	0.45
26:14:1021:A:H8	26:14:1021:A:H3'	1.82	0.45
26:14:1176:G:C8	26:14:1177:A:H2	2.32	0.45
26:14:1188:U:O2'	26:14:1189:A:H5'	2.16	0.45
26:14:1291:C:H2'	26:14:1292:U:C6	2.52	0.45
26:14:2309:A:H8	26:14:2309:A:O5'	1.99	0.45
26:14:460:A:H2'	26:14:461:C:O4'	2.17	0.45
26:14:608:A:OP1	31:39:100:THR:HG21	2.16	0.45
26:14:898:C:H5''	26:14:899:A:OP1	2.17	0.45
26:14:95:G:O2'	50:G5:48:HIS:HB3	2.17	0.45
26:14:1569:A:O2'	29:19:37:LEU:HD13	2.17	0.45
2:1E:114:ARG:NH2	2:1E:141:GLU:OE1	2.39	0.45
2:1E:71:VAL:HG23	2:1E:164:VAL:HA	1.99	0.45
1:1G:1378:C:O2	7:62:76:ARG:NH2	2.31	0.45
1:1G:396:G:O2'	1:1G:398:C:OP1	2.30	0.45
1:1G:434:U:H2'	1:1G:435:C:C6	2.51	0.45
26:1H:1519:G:C6	26:1H:1520:U:C4	3.05	0.45
26:1H:1786:A:H1'	26:1H:1938:A:N6	2.32	0.45
26:1H:1266:G:O2'	26:1H:2012:G:O6	2.24	0.45
26:1H:2364:C:H2'	26:1H:2365:G:O4'	2.16	0.45
27:1J:109:G:C6	27:1J:110:G:C5	3.05	0.45
27:1J:48:A:H4'	40:65:95:HIS:CD2	2.51	0.45
27:1J:87:G:N2	27:1J:89:G:H3'	2.30	0.45

*Continued on next page...*

*Continued from previous page...*

Atom-1	Atom-2	Interatomic distance (Å)	Clash overlap (Å)
30:29:96:PHE:O	30:29:175:VAL:HG21	2.17	0.45
3:2E:16:ARG:HB3	3:2E:16:ARG:HE	1.62	0.45
4:32:150:GLU:HA	4:32:153:ARG:CG	2.46	0.45
31:39:63:LYS:HZ1	31:39:67:GLN:HB2	1.82	0.45
4:3E:155:LEU:O	4:3E:158:ILE:HG13	2.16	0.45
24:3K:2:G:O2'	24:3K:3:G:OP1	2.34	0.45
32:41:38:VAL:HA	32:41:93:THR:HA	1.98	0.45
32:49:60:LEU:HD21	32:49:90:LEU:HD23	1.98	0.45
5:4E:11:ILE:HG13	5:4E:12:LEU:N	2.32	0.45
25:4L:11:U:H2'	25:4L:12:A:H4'	1.98	0.45
6:52:10:LEU:HD13	6:52:61:LEU:HD13	1.97	0.45
14:5A:12:ARG:HB2	14:5A:14:PRO:HD3	1.99	0.45
34:61:113:ARG:CZ	34:61:130:TYR:CE1	3.00	0.45
34:61:75:LEU:HD21	34:61:105:HIS:CG	2.51	0.45
7:62:101:LEU:O	7:62:105:VAL:HG23	2.17	0.45
7:62:41:ARG:NH1	7:62:42:ILE:HG13	2.31	0.45
36:68:22:ILE:HG21	36:68:22:ILE:HD13	1.67	0.45
17:8I:16:GLN:HB3	17:8I:17:LYS:HZ3	1.82	0.45
44:A5:50:VAL:HG12	44:A5:105:VAL:CG1	2.37	0.45
40:A8:110:LEU:O	40:A8:111:GLU:HB2	2.16	0.45
20:BA:14:LYS:HZ3	20:BA:17:ARG:CZ	2.30	0.45
20:BI:71:THR:CG2	20:BI:72:LEU:H	2.21	0.45
46:C5:2:ARG:NH1	46:C5:2:ARG:HA	2.32	0.45
43:D8:48:GLY:O	43:D8:49:THR:O	2.35	0.45
32:41:105:LYS:NZ	52:M8:25:TYR:CE2	2.85	0.45
44:E8:38:TYR:OH	53:N8:47:PRO:HG2	2.16	0.45
1:13:1336:C:H5''	1:13:1336:C:H6	1.81	0.45
26:14:1727:U:H2'	26:14:1728:G:O4'	2.17	0.45
26:14:860:U:C2	26:14:2268:A:C8	3.05	0.45
26:14:244:A:H2'	26:14:245:G:O4'	2.17	0.45
26:14:2648:C:H2'	26:14:2649:U:H6	1.81	0.45
26:14:274:G:H2'	26:14:275:G:C1'	2.47	0.45
27:16:12:C:H6	27:16:12:C:OP2	2.00	0.45
2:1E:31:TYR:HB3	2:1E:42:ILE:HD11	1.98	0.45
1:1G:1148:U:O3'	9:82:14:VAL:HG11	2.16	0.45
1:1G:624:C:H2'	1:1G:625:G:C8	2.51	0.45
1:1G:951:G:HO2'	1:1G:972:C:H5	1.63	0.45
26:1H:1001:A:N6	26:1H:1154:G:O2'	2.45	0.45
26:1H:1508:A:O2'	26:1H:1509:C:O5'	2.32	0.45
26:1H:2306:C:H3'	26:1H:2307:G:H5'	1.99	0.45
26:1H:670:A:H4'	26:1H:671:C:O5'	2.16	0.45

*Continued on next page...*

*Continued from previous page...*

Atom-1	Atom-2	Interatomic distance (Å)	Clash overlap (Å)
26:1H:803:U:C4	26:1H:804:A:N7	2.85	0.45
27:1J:50:G:H8	27:1J:50:G:OP2	1.98	0.45
27:1J:72:G:O2'	27:1J:104:A:N6	2.46	0.45
27:1J:77:U:H4'	47:D5:84:GLU:OE2	2.17	0.45
30:21:102:VAL:HG22	30:21:199:ARG:O	2.16	0.45
30:21:23:VAL:HG21	30:21:183:LEU:HB3	1.99	0.45
3:22:67:THR:HA	3:22:102:ASN:HB3	1.98	0.45
3:22:87:LEU:H	3:22:87:LEU:HG	1.58	0.45
30:29:30:PRO:HD3	30:29:180:ASN:ND2	2.32	0.45
4:32:192:GLU:N	4:32:192:GLU:OE1	2.34	0.45
26:14:673:C:H5''	31:39:81:PRO:HD2	1.99	0.45
13:4A:15:VAL:HG13	13:4A:43:THR:O	2.17	0.45
7:62:144:MET:HG3	7:62:144:MET:H	1.46	0.45
27:1J:113:C:H4'	40:65:46:VAL:HG22	1.98	0.45
15:6A:33:THR:HG21	15:6A:85:LEU:HD13	1.98	0.45
15:6A:54:ARG:HG2	15:6A:58:MET:HE2	1.99	0.45
9:82:11:LYS:NZ	9:82:11:LYS:HB2	2.31	0.45
17:8I:48:GLU:O	17:8I:50:LYS:HG2	2.16	0.45
17:8I:52:LYS:HD3	17:8I:53:LEU:O	2.17	0.45
39:98:2:ARG:CZ	39:98:2:ARG:HB3	2.44	0.45
41:B8:33:LYS:HG3	41:B8:82:LEU:O	2.17	0.45
41:B8:51:ARG:HH21	41:B8:62:THR:HG21	1.82	0.45
20:BA:74:LYS:HG2	20:BA:75:ASN:N	2.31	0.45
45:F8:16:LYS:HA	45:F8:16:LYS:HD2	1.76	0.45
26:1H:856:C:H5'	48:I8:27:GLU:OE2	2.16	0.45
50:K8:14:ARG:O	50:K8:15:LYS:HG2	2.16	0.45
54:P8:10:ARG:O	54:P8:14:LYS:HG2	2.17	0.45
26:1H:2591:C:P	29:11:239:ARG:HG3	2.57	0.45
1:13:1126:U:C5	1:13:1127:G:N7	2.84	0.45
1:13:1292:U:H2'	1:13:1293:G:H8	1.79	0.45
1:13:1298:C:H4'	1:13:1299:A:O4'	2.16	0.45
1:13:1326:C:H2'	1:13:1327:C:H6	1.82	0.45
1:13:521:G:OP2	12:3I:54:LYS:HE2	2.16	0.45
1:13:691:G:H1'	1:13:696:A:N6	2.32	0.45
26:14:1000:A:C6	26:14:1001:A:N1	2.85	0.45
26:14:1239:G:H2'	26:14:1240:U:O4'	2.17	0.45
26:14:1204:A:C2	26:14:1241:A:N1	2.84	0.45
26:14:1449(A):G:H2'	26:14:1450:C:H6	1.82	0.45
26:14:1777:U:O2'	26:14:1778:U:H5'	2.17	0.45
26:14:2427:C:H5''	26:14:2428:G:OP1	2.17	0.45
26:14:286:C:H2'	26:14:287:C:C6	2.52	0.45

*Continued on next page...*

*Continued from previous page...*

Atom-1	Atom-2	Interatomic distance (Å)	Clash overlap (Å)
26:14:515:A:H1'	26:14:581:C:H1'	1.98	0.45
29:19:83:GLU:OE1	29:19:104:TYR:OH	2.29	0.45
1:1G:1008:C:H42	1:1G:1021:G:H22	1.64	0.45
1:1G:1352:C:N4	1:1G:1370:G:H1	2.15	0.45
1:1G:358:U:H2'	1:1G:359:U:H6	1.81	0.45
1:1G:652:U:O2'	1:1G:653:A:H5''	2.17	0.45
26:1H:1045:A:H1'	26:1H:1047:G:C4	2.52	0.45
26:1H:1174:A:H1'	26:1H:1178:C:H41	1.82	0.45
26:1H:1441:G:H2'	26:1H:1442:G:C8	2.52	0.45
26:1H:1705:G:C6	26:1H:1706:U:N3	2.84	0.45
26:1H:2211:G:O2'	26:1H:2212:A:OP1	2.28	0.45
26:1H:2586:C:H6	26:1H:2586:C:O5'	2.00	0.45
26:1H:2774:C:H2'	26:1H:2775:A:O4'	2.17	0.45
3:22:172:ARG:CZ	3:22:173:VAL:H	2.30	0.45
24:3L:58:A:HO2'	24:3L:61:C:N4	2.15	0.45
32:41:144:ILE:HA	32:41:148:MET:SD	2.57	0.45
32:41:74:LYS:O	32:41:84:LYS:NZ	2.50	0.45
32:49:124:SER:HB2	32:49:131:TYR:CE1	2.51	0.45
5:4E:112:LEU:HA	5:4E:112:LEU:HD23	1.71	0.45
5:4E:60:TYR:CE1	5:4E:64:ARG:HD2	2.51	0.45
5:4E:92:LYS:HB3	5:4E:119:LEU:HB2	1.99	0.45
13:4I:16:ASP:N	13:4I:16:ASP:OD1	2.49	0.45
33:51:7:LEU:CD2	33:51:7:LEU:H	2.29	0.45
39:55:51:LEU:HD22	39:55:70:LEU:HD13	1.99	0.45
39:55:56:LYS:HE3	39:55:88:ARG:HA	1.99	0.45
10:1I:61:GLU:OE2	14:5I:45:ARG:HD2	2.17	0.45
7:62:15:ASP:O	7:62:19:GLY:HA2	2.17	0.45
27:1J:116:G:H5'	40:65:55:ALA:HB2	1.98	0.45
28:71:46:LYS:HB3	28:71:46:LYS:HZ2	1.82	0.45
9:82:121:ARG:CB	9:82:121:ARG:CZ	2.94	0.45
38:88:10:ARG:NH2	38:88:11:LYS:HE3	2.31	0.45
41:B8:27:THR:HG23	41:B8:90:GLN:HB3	1.98	0.45
20:BI:74:LYS:HE2	20:BI:74:LYS:HB2	1.34	0.45
45:F8:3:THR:O	45:F8:6:ASP:N	2.31	0.45
51:H5:7:LYS:NZ	51:H5:34:GLU:HA	2.31	0.45
48:I8:10:THR:O	48:I8:11:ARG:HB2	2.17	0.45
48:I8:17:GLN:O	48:I8:19:LYS:HE3	2.17	0.45
1:13:187:C:O2	1:13:191(A):G:N1	2.50	0.45
1:13:345:C:H4'	1:13:346:G:C8	2.52	0.45
1:13:633:G:H8	1:13:633:G:OP2	1.99	0.45
26:14:1620:G:O4'	54:L5:1:MET:N	2.46	0.45

*Continued on next page...*

*Continued from previous page...*

Atom-1	Atom-2	Interatomic distance (Å)	Clash overlap (Å)
26:14:729:G:H2'	26:14:1775:U:O2	2.17	0.45
26:14:2134:A:C6	26:14:2158:A:H8	2.35	0.45
26:14:2399:G:H2'	26:14:2400:G:O4'	2.17	0.45
26:14:2699:C:H2'	26:14:2700:C:O4'	2.17	0.45
26:14:921:G:H2'	26:14:922:U:C6	2.52	0.45
10:1A:84:GLN:HE22	10:1A:85:LEU:HG	1.82	0.45
2:1E:185:ILE:HG12	2:1E:199:TYR:HB2	1.99	0.45
21:1F:2:GLY:O	21:1F:4:GLY:N	2.50	0.45
1:1G:1321:C:N4	1:1G:1322:C:N4	2.59	0.45
1:1G:129(A):G:C2	1:1G:191(A):G:C8	3.05	0.45
1:1G:377:G:OP1	16:7A:3:LYS:NZ	2.41	0.45
1:1G:719:C:C5	1:1G:720:C:C4	3.04	0.45
26:1H:1538:G:H2'	26:1H:1539:G:H8	1.81	0.45
26:1H:1922:G:H2'	26:1H:1923:U:C6	2.51	0.45
26:1H:2224:G:H4'	26:1H:2226:C:C2	2.52	0.45
26:1H:275:G:N2	26:1H:278:A:H61	2.15	0.45
22:1K:23:A:H2'	22:1K:24:G:H8	1.82	0.45
3:22:87:LEU:HD12	3:22:88:ARG:NE	2.31	0.45
23:2K:1:C:C2'	23:2K:2:G:H5'	2.47	0.45
31:31:53:THR:O	31:31:56:GLU:N	2.47	0.45
37:35:2:LYS:HG2	37:35:3:LEU:N	2.31	0.45
31:39:68:LYS:HB3	31:39:69:HIS:CD2	2.52	0.45
1:13:547:A:OP1	4:3E:73:ARG:NH2	2.49	0.45
13:4I:67:GLU:OE2	32:4I:115:ARG:NH1	2.49	0.45
38:45:69:PHE:CD1	38:45:70:PRO:HD2	2.52	0.45
13:4A:81:LEU:O	13:4A:89:GLY:HA3	2.16	0.45
3:22:162:GLN:NE2	25:4L:24:A:N3	2.43	0.45
33:59:152:ARG:H	33:59:162:ILE:HD11	1.82	0.45
34:61:60:GLU:O	34:61:64:GLU:HB2	2.17	0.45
40:65:30:ARG:HD2	40:65:97:ARG:HD3	1.98	0.45
36:68:64:ARG:HB2	36:68:79:PHE:CD1	2.52	0.45
7:6E:138:LYS:NZ	7:6E:138:LYS:HB2	2.31	0.45
8:7E:87:SER:HB3	8:7E:133:LEU:O	2.16	0.45
43:95:99:ILE:HG13	43:95:99:ILE:O	2.17	0.45
19:AI:46:GLY:HA2	19:AI:61:TYR:HE1	1.82	0.45
20:BA:55:ILE:H	20:BA:55:ILE:HG13	1.55	0.45
20:BA:69:GLY:O	20:BA:73:HIS:CD2	2.70	0.45
20:BI:30:LYS:HA	20:BI:33:ILE:HG12	1.98	0.45
46:C5:62:GLU:O	46:C5:63:LYS:HG3	2.17	0.45
42:C8:92:ARG:HH21	42:C8:95:LEU:H	1.61	0.45
47:H8:4:ARG:HD3	47:H8:58:VAL:H	1.80	0.45

*Continued on next page...*

*Continued from previous page...*

Atom-1	Atom-2	Interatomic distance (Å)	Clash overlap (Å)
55:M5:46:ARG:HB3	55:M5:46:ARG:CZ	2.47	0.45
29:11:254:THR:O	29:11:254:THR:HG23	2.17	0.44
1:13:254:G:O4'	17:8I:15:MET:HE3	2.17	0.44
1:13:134:A:H1'	1:13:325:A:C5	2.52	0.44
1:13:160:A:N6	1:13:343:U:O2'	2.44	0.44
1:13:407:G:H2'	1:13:408:A:H8	1.82	0.44
1:13:498:A:H4'	1:13:500:G:OP1	2.17	0.44
1:13:691:G:H2'	1:13:692:U:C6	2.52	0.44
26:14:1149:G:C2	26:14:1150:C:C4	3.05	0.44
26:14:128:C:H2'	26:14:129:C:O4'	2.18	0.44
26:14:1784:A:H4'	26:14:1785:A:C5'	2.48	0.44
26:14:1810:A:H2'	26:14:1811:G:O4'	2.17	0.44
26:14:2271:G:C6	26:14:2272:U:C4	3.05	0.44
26:14:932:G:H4'	26:14:933:A:O5'	2.17	0.44
29:19:108:PRO:HG2	29:19:111:LEU:HB2	1.97	0.44
2:1E:44:LEU:HD23	2:1E:44:LEU:HA	1.79	0.44
1:1G:1018:C:H2'	1:1G:1019:C:O4'	2.17	0.44
1:1G:1167:A:C6	1:1G:1169:A:C6	3.04	0.44
1:1G:1255:G:OP1	10:1A:45:ARG:NH1	2.43	0.44
1:1G:1378:C:C5	1:1G:1379:G:C4	3.05	0.44
26:1H:1588:C:H2'	26:1H:1589:C:C6	2.52	0.44
26:1H:2243:U:H2'	26:1H:2244:U:C6	2.51	0.44
26:1H:2261:C:O2'	26:1H:2262:U:H5'	2.18	0.44
26:1H:872:A:H4'	38:88:66:ILE:HD11	1.98	0.44
26:1H:880:G:H8	26:1H:880:G:O5'	1.99	0.44
27:1J:3:C:H2'	27:1J:4:C:C6	2.52	0.44
56:1L:8:U:H3'	56:1L:13:C:N4	2.31	0.44
3:22:35:GLU:HA	3:22:38:ARG:HB3	1.98	0.44
31:31:192:LEU:HD21	31:31:194:MET:HE3	1.98	0.44
4:32:25:ARG:NE	4:32:25:ARG:HA	2.33	0.44
37:35:39:LYS:HB3	61:35:307:HOH:O	2.16	0.44
32:41:72:ARG:HB3	32:41:72:ARG:CZ	2.46	0.44
5:4E:80:ILE:HG13	5:4E:81:GLU:N	2.33	0.44
35:58:28:THR:HG22	35:58:29:LYS:N	2.31	0.44
35:58:43:THR:HB	35:58:46:VAL:CG1	2.47	0.44
35:58:76:SER:OG	35:58:81:GLY:HA3	2.17	0.44
35:58:96:GLU:C	35:58:98:VAL:N	2.69	0.44
7:6E:151:TYR:HA	7:6E:153:HIS:CE1	2.52	0.44
7:6E:78:ARG:NH1	7:6E:154:TYR:O	2.50	0.44
15:6I:63:ARG:HG2	15:6I:67:LEU:HD12	2.00	0.44
28:71:49:ILE:HD12	28:71:50:ASP:N	2.29	0.44

*Continued on next page...*

*Continued from previous page...*

Atom-1	Atom-2	Interatomic distance (Å)	Clash overlap (Å)
41:75:100:TYR:O	41:75:103:ARG:HG3	2.17	0.44
46:C5:97:ARG:HG2	46:C5:97:ARG:O	2.16	0.44
47:D5:95:PRO:HA	47:D5:128:VAL:O	2.17	0.44
53:J5:38:ALA:HB3	53:J5:48:GLU:HG3	1.99	0.44
49:J8:2:SER:HA	49:J8:4:VAL:HG13	1.98	0.44
49:J8:92:LYS:CG	49:J8:95:LEU:HB2	2.46	0.44
50:K8:14:ARG:HA	50:K8:67:LYS:HE3	1.97	0.44
51:L8:13:ILE:O	61:L8:201:HOH:O	2.21	0.44
29:11:39:LYS:HB3	29:11:40:THR:CA	2.47	0.44
2:12:107:THR:O	2:12:110:GLN:HB2	2.17	0.44
1:13:1034:G:H2'	1:13:1034:G:N3	2.32	0.44
26:14:1757:U:C2	26:14:1762:A:H2	2.35	0.44
26:14:2124:G:H1'	26:14:2176:A:C2	2.52	0.44
26:14:2748:A:H1'	33:59:67:LEU:CD2	2.45	0.44
26:14:2758:A:H2'	26:14:2759:G:O4'	2.17	0.44
26:14:433:C:C4	26:14:434:U:O4	2.70	0.44
26:14:639:U:H2'	26:14:640:C:C6	2.51	0.44
26:14:844:C:C2'	26:14:845:G:H5'	2.47	0.44
26:14:928:G:H2'	26:14:929:G:O4'	2.17	0.44
26:14:962:G:H2'	26:14:963:U:C6	2.52	0.44
29:19:35:LYS:HZ3	29:19:35:LYS:HB3	1.82	0.44
1:1G:1008:C:N4	1:1G:1021:G:H22	2.15	0.44
1:1G:109:A:H5'	1:1G:110:C:H5	1.81	0.44
1:1G:143:A:O3'	1:1G:144:G:H8	2.01	0.44
1:1G:322:C:H5	1:1G:328:C:H5	1.65	0.44
1:1G:685:G:C2	1:1G:686:U:C4	3.05	0.44
26:1H:1221:C:H2'	26:1H:1222:C:H6	1.82	0.44
26:1H:1363:C:H2'	26:1H:1364:G:O4'	2.16	0.44
36:25:122:LEU:HD23	41:75:43:GLN:NE2	2.32	0.44
30:29:181:LEU:HD11	41:75:6:LEU:HD11	1.99	0.44
30:29:52:LEU:HD21	30:29:75:VAL:N	2.32	0.44
11:2A:36:ASP:OD1	11:2A:37:GLY:N	2.51	0.44
11:2A:59:TYR:CE2	11:2A:63:LEU:HD11	2.51	0.44
12:3A:47:LYS:CB	12:3A:48:PRO:HD2	2.47	0.44
24:3K:9:A:O2'	24:3K:46:G:H8	2.00	0.44
24:3K:7:U:H2'	24:3K:49:G:H5'	1.99	0.44
32:49:47:LYS:NZ	32:49:83:ARG:H	2.14	0.44
35:58:67:LEU:O	35:58:88:GLU:HG2	2.17	0.44
33:59:170:ARG:HD2	33:59:170:ARG:HA	1.83	0.44
14:5A:26:ARG:NH1	14:5A:26:ARG:O	2.50	0.44
6:5E:30:LEU:HB3	6:5E:35:ALA:HB3	1.98	0.44

*Continued on next page...*

*Continued from previous page...*

Atom-1	Atom-2	Interatomic distance (Å)	Clash overlap (Å)
8:7E:29:SER:HG	8:7E:30:ARG:H	1.65	0.44
16:7I:3:LYS:HB3	16:7I:5:ARG:HG2	2.00	0.44
9:82:5:TYR:OH	9:82:16:ARG:HG2	2.18	0.44
9:8E:89:ASN:O	9:8E:91:ASP:N	2.43	0.44
40:A8:66:ALA:HA	40:A8:69:VAL:CG1	2.47	0.44
26:14:138:G:N2	45:B5:44:GLU:OE2	2.37	0.44
20:BI:36:LEU:CD2	20:BI:58:LYS:HG2	2.48	0.44
46:G8:28:LYS:HE3	46:G8:40:GLU:HB2	1.99	0.44
47:H8:107:THR:HG22	47:H8:108:PRO:HD3	1.98	0.44
47:H8:33:LEU:HD22	47:H8:34:ASN:N	2.31	0.44
1:13:1020:U:H2'	1:13:1021:G:C8	2.52	0.44
1:13:1226:C:C5	13:4I:104:ARG:HA	2.53	0.44
1:13:1333:A:H2'	1:13:1334:G:O4'	2.17	0.44
1:13:322:C:O3'	20:BI:23:ARG:CZ	2.65	0.44
1:13:452:A:O2'	1:13:453:A:O4'	2.31	0.44
1:13:405:U:O2'	1:13:497:U:H5'	2.17	0.44
26:14:1040:C:H2'	26:14:1041:C:C6	2.52	0.44
26:14:171:G:H2'	26:14:172:C:C6	2.53	0.44
26:14:2126:A:H2	26:14:2162:G:H22	1.65	0.44
26:14:2287:A:N1	26:14:2346:A:C2	2.86	0.44
26:14:253:C:OP2	55:M5:5:LYS:NZ	2.33	0.44
26:14:314:A:H2'	26:14:315:G:C8	2.52	0.44
26:14:90:U:H4'	26:14:91:A:H5'	1.99	0.44
27:16:66:A:C5	27:16:108:C:C5	3.06	0.44
29:19:93:ALA:N	29:19:105:ILE:O	2.45	0.44
2:1E:81:VAL:HG12	2:1E:215:LEU:HD11	1.98	0.44
1:1G:1080:A:H4'	5:42:16:THR:CG2	2.47	0.44
1:1G:1368:G:OP2	9:82:112:LYS:HG3	2.17	0.44
26:1H:1029:A:N1	26:1H:2465:C:O2'	2.44	0.44
26:1H:1432:C:H2'	26:1H:1433:U:O4'	2.16	0.44
26:1H:2364:C:H4'	48:I8:56:ASP:OD1	2.18	0.44
26:1H:2592:G:C5	26:1H:2593:U:C4	3.04	0.44
26:1H:2722:G:H2'	26:1H:2723:C:C6	2.52	0.44
26:1H:2864:G:H2'	26:1H:2865:U:O4'	2.17	0.44
26:1H:492:A:H2'	26:1H:493:G:O4'	2.17	0.44
26:1H:962:G:H2'	26:1H:963:U:H6	1.82	0.44
3:22:100:ALA:O	3:22:101:LEU:HG	2.17	0.44
30:29:44:TYR:O	30:29:45:THR:OG1	2.17	0.44
30:29:60:ASN:O	30:29:61:ARG:HB3	2.17	0.44
30:29:89:ASP:OD1	30:29:89:ASP:N	2.49	0.44
11:2I:75:TYR:CG	11:2I:75:TYR:O	2.71	0.44

*Continued on next page...*



*Continued from previous page...*

Atom-1	Atom-2	Interatomic distance (Å)	Clash overlap (Å)
4:32:25:ARG:HG2	4:32:30:LYS:HZ1	1.80	0.44
1:13:511:C:H4'	4:3E:43:HIS:CD2	2.52	0.44
32:41:115:ARG:CZ	32:41:116:ASP:H	2.30	0.44
32:41:131:TYR:O	32:41:159:VAL:HG22	2.17	0.44
5:42:71:LEU:HD21	5:42:113:ALA:O	2.17	0.44
38:45:90:VAL:HB	38:45:91:GLU:H	1.53	0.44
32:49:11:TYR:HA	32:49:15:VAL:HG13	1.99	0.44
6:52:48:LEU:HD13	6:52:52:ILE:HG13	1.99	0.44
6:5E:63:TYR:HB3	6:5E:65:VAL:HG23	1.99	0.44
41:75:105:LEU:HD12	41:75:109:GLU:HB3	1.99	0.44
16:7A:5:ARG:NH1	16:7A:6:LEU:HG	2.32	0.44
42:85:88:ILE:HD13	43:95:49:THR:HA	1.99	0.44
19:AI:41:VAL:HG12	19:AI:44:MET:HB2	1.99	0.44
49:F5:41:ARG:HD3	49:F5:43:TYR:HE1	1.82	0.44
45:F8:52:VAL:CG2	45:F8:82:GLN:HG3	2.47	0.44
52:I5:53:GLU:CD	52:I5:58:ARG:HB2	2.38	0.44
52:M8:13:ARG:NH1	52:M8:22:ILE:HA	2.32	0.44
29:11:27:THR:O	29:11:29:PRO:N	2.50	0.44
1:13:1033:G:C6	1:13:1034:G:C8	3.06	0.44
1:13:1089:G:C2	1:13:1097:C:C2	3.05	0.44
1:13:1255:G:P	10:1I:45:ARG:HH12	2.40	0.44
1:13:1376:U:H2'	1:13:1377:A:C8	2.52	0.44
1:13:142:G:H2'	1:13:143:A:H8	1.80	0.44
1:13:224:C:H2'	1:13:225:C:C6	2.51	0.44
1:13:295:C:H2'	1:13:296:U:O4'	2.17	0.44
1:13:29:G:O2'	1:13:30:U:H5'	2.17	0.44
1:13:108:G:N2	1:13:326:G:O6	2.51	0.44
1:13:509:A:C8	1:13:509:A:H3'	2.53	0.44
1:13:73:G:O2'	1:13:74:C:OP1	2.32	0.44
1:13:973:G:OP1	10:1I:57:LYS:NZ	2.29	0.44
26:14:1013:C:H42	26:14:1149:G:H1	1.64	0.44
26:14:1178:C:H2'	26:14:1179:C:C6	2.52	0.44
26:14:1790:C:H5''	26:14:1791:A:OP1	2.17	0.44
26:14:2056:G:C2	26:14:2057:A:C8	3.05	0.44
26:14:387:U:H4'	26:14:388:G:O5'	2.18	0.44
26:14:70:G:H21	26:14:71:A:H62	1.65	0.44
35:15:132:ALA:H	35:15:134:ARG:NH1	2.13	0.44
29:19:13:ARG:HD2	29:19:13:ARG:HA	1.77	0.44
29:19:148:GLU:HB2	29:19:151:LYS:HD2	1.98	0.44
2:1E:28:PHE:CD2	2:1E:190:THR:HA	2.53	0.44
1:1G:1378:C:C5'	7:62:6:ARG:HH22	2.30	0.44

*Continued on next page...*

*Continued from previous page...*

Atom-1	Atom-2	Interatomic distance (Å)	Clash overlap (Å)
1:1G:736:C:H2'	1:1G:737:A:H8	1.77	0.44
26:1H:1728:G:N1	26:1H:1730:U:H5''	2.32	0.44
26:1H:2302:G:H2'	26:1H:2303:G:H8	1.82	0.44
26:1H:2401:U:H2'	26:1H:2402:C:O4'	2.17	0.44
30:29:105:THR:HG21	30:29:164:ARG:CZ	2.48	0.44
30:29:9:VAL:HG12	41:75:3:ARG:O	2.17	0.44
26:1H:322:A:P	31:31:168:ARG:HH21	2.39	0.44
4:32:148:VAL:HG23	4:32:181:MET:O	2.18	0.44
1:1G:437:U:H5'	4:32:155:LEU:HD13	1.99	0.44
4:3E:176:LEU:HA	4:3E:176:LEU:HD13	1.43	0.44
4:3E:108:LEU:HD13	4:3E:176:LEU:HD23	1.98	0.44
13:4I:13:LYS:HZ2	13:4I:14:ARG:HB2	1.83	0.44
33:51:83:TYR:HE1	33:51:85:LYS:HZ3	1.60	0.44
26:14:2009:G:N3	39:55:107:ASP:HA	2.33	0.44
33:59:18:GLU:HB2	33:59:25:LYS:HB2	1.99	0.44
7:62:15:ASP:OD1	7:62:44:TYR:OH	2.36	0.44
1:13:750:G:N3	15:6I:23:GLY:HA3	2.32	0.44
37:78:94:GLU:OE2	37:78:124:LYS:HD3	2.18	0.44
28:79:17:ASN:ND2	28:79:17:ASN:H	2.16	0.44
8:7E:45:ILE:HG22	8:7E:63:LEU:HA	1.99	0.44
8:7E:87:SER:HB2	8:7E:93:VAL:CB	2.39	0.44
9:82:66:ARG:NH1	9:82:66:ARG:HA	2.33	0.44
17:8I:31:LEU:HD23	17:8I:32:TYR:CZ	2.52	0.44
44:A5:73:ALA:HB3	44:A5:106:ILE:HG12	1.99	0.44
19:AA:11:VAL:HG22	19:AA:39:THR:HB	1.98	0.44
45:B5:5:TYR:CE1	50:G5:30:ARG:HB2	2.52	0.44
20:BI:83:ARG:HD3	20:BI:86:ARG:NH2	2.32	0.44
47:D5:61:LEU:HD13	47:D5:62:PRO:O	2.17	0.44
46:G8:40:GLU:HA	46:G8:64:GLU:OE1	2.16	0.44
51:H5:8:LEU:CD2	51:H5:53:LEU:HB3	2.47	0.44
49:J8:86:SER:N	49:J8:87:PRO:HD2	2.32	0.44
55:M5:33:ASN:O	55:M5:34:TRP:C	2.56	0.44
29:11:136:ILE:HG22	29:11:140:THR:OG1	2.18	0.44
2:12:95:GLN:OE1	2:12:95:GLN:N	2.50	0.44
1:13:648:A:N6	1:13:649:G:O6	2.50	0.44
26:14:152:G:H1	26:14:174:C:N4	2.04	0.44
26:14:2185:C:H2'	26:14:2186:G:C8	2.52	0.44
26:14:2400:G:H2'	26:14:2401:U:C6	2.52	0.44
26:14:2873:A:C8	39:55:6:SER:N	2.71	0.44
10:1A:55:LYS:HA	10:1A:55:LYS:HD3	1.33	0.44
1:1G:1289:A:OP1	21:1B:10:ARG:NH2	2.50	0.44

*Continued on next page...*

*Continued from previous page...*

Atom-1	Atom-2	Interatomic distance (Å)	Clash overlap (Å)
21:1B:12:LYS:HD3	21:1B:15:ARG:HH21	1.83	0.44
2:1E:185:ILE:CG1	2:1E:199:TYR:HB2	2.46	0.44
1:1G:1202:G:N3	14:5A:42:ILE:HD13	2.31	0.44
1:1G:1268:A:N3	1:1G:1326:C:O2'	2.51	0.44
1:1G:855:G:C2	1:1G:856:C:C2	3.06	0.44
26:1H:2278:A:OP1	38:88:10:ARG:NH2	2.51	0.44
26:1H:2287:A:N1	26:1H:2346:A:C2	2.86	0.44
26:1H:527:C:OP2	26:1H:2779:U:C5	2.70	0.44
26:1H:583:G:OP2	42:C8:10:ARG:HD2	2.18	0.44
22:1K:48:C:H4'	22:1K:49:G:C5'	2.48	0.44
56:1L:49:G:H2'	56:1L:50:G:C8	2.52	0.44
26:1H:2787:C:H4'	30:21:63:LEU:HD11	1.98	0.44
23:2K:54:G:O2'	23:2K:55:5MU:H5''	2.17	0.44
4:32:25:ARG:CZ	4:32:25:ARG:HA	2.47	0.44
37:35:46:LYS:HB3	37:35:46:LYS:HE2	1.81	0.44
1:13:363:A:N7	12:3I:33:ARG:NH2	2.65	0.44
24:3L:65:C:H2'	24:3L:66:A:C8	2.52	0.44
38:45:21:THR:HG22	38:45:23:GLY:HA3	1.99	0.44
7:62:20:ASP:HB3	7:62:23:VAL:CG1	2.42	0.44
40:65:67:ARG:HH12	40:65:103:GLU:HB2	1.82	0.44
8:72:83:ILE:HA	8:72:83:ILE:HD13	1.73	0.44
41:75:102:ILE:HA	41:75:105:LEU:CD2	2.47	0.44
9:8E:5:TYR:CE1	9:8E:16:ARG:HB2	2.52	0.44
43:95:6:LYS:CE	43:95:38:LEU:HD22	2.42	0.44
43:95:52:VAL:HG22	43:95:55:ALA:HB3	1.99	0.44
36:68:101:PRO:HG3	41:B8:67:SER:OG	2.18	0.44
20:BI:50:GLU:HG3	20:BI:51:GLU:N	2.33	0.44
46:C5:104:GLY:HA2	46:C5:105:ALA:HA	1.65	0.44
49:F5:49:VAL:HG21	49:F5:67:ILE:HD12	1.98	0.44
45:F8:26:TYR:HD1	45:F8:92:LEU:HD12	1.83	0.44
47:H8:4:ARG:CZ	47:H8:59:LEU:HA	2.48	0.44
49:J8:2:SER:O	49:J8:2:SER:OG	2.26	0.44
50:K8:5:GLU:C	50:K8:8:LYS:HD3	2.38	0.44
29:11:65:ILE:HD13	29:11:88:ARG:NH1	2.33	0.44
2:12:102:LEU:HD12	2:12:103:THR:HG23	1.98	0.44
2:12:189:ASP:HB3	2:12:203:GLY:O	2.17	0.44
1:13:1179:A:H4'	9:8E:103:THR:HA	2.00	0.44
1:13:1268:A:N3	1:13:1326:C:O2'	2.50	0.44
1:13:184:G:H2'	1:13:185:A:C8	2.52	0.44
1:13:626:U:C2	1:13:627:G:C8	3.06	0.44
1:13:628:G:H2'	1:13:629:G:H8	1.83	0.44

*Continued on next page...*

*Continued from previous page...*

Atom-1	Atom-2	Interatomic distance (Å)	Clash overlap (Å)
1:13:953:G:C2	1:13:954:G:H1'	2.53	0.44
26:14:1449:A:H5'	26:14:1449(A):G:OP2	2.17	0.44
26:14:1678:G:N2	26:14:1989:G:N2	2.61	0.44
26:14:2122:U:H2'	26:14:2123:G:O4'	2.17	0.44
26:14:2243:U:H2'	26:14:2244:U:C6	2.53	0.44
26:14:226:G:H21	26:14:228:A:H62	1.65	0.44
26:14:2299:G:N1	26:14:2318:G:C8	2.86	0.44
26:14:287:C:H2'	26:14:288:C:C6	2.53	0.44
29:19:20:ASP:OD1	29:19:22:SER:OG	2.16	0.44
1:1G:1177:G:OP2	1:1G:1177:G:H8	2.01	0.44
1:1G:29:G:C5	1:1G:30:U:C5	3.06	0.44
1:1G:512:U:H2'	1:1G:513:C:H6	1.81	0.44
26:1H:1516:U:H2'	26:1H:1517:G:C8	2.53	0.44
26:1H:671:C:O2'	26:1H:672:C:H5'	2.17	0.44
26:1H:705:A:H2'	26:1H:706:A:O4'	2.18	0.44
26:1H:848:G:H2'	26:1H:849:A:H8	1.79	0.44
30:29:202:LYS:N	30:29:202:LYS:HD2	2.32	0.44
3:2E:32:LEU:O	3:2E:59:ARG:NH2	2.50	0.44
4:32:43:HIS:HA	4:32:46:LYS:HZ1	1.82	0.44
4:3E:104:VAL:O	4:3E:107:ARG:N	2.51	0.44
1:13:620:C:C6	4:3E:135:LEU:HD13	2.52	0.44
32:41:138:GLN:OE1	32:41:153:ARG:N	2.46	0.44
1:1G:10:A:OP2	5:42:126:ARG:HD2	2.18	0.44
5:4E:35:GLY:N	5:4E:112:LEU:HD13	2.32	0.44
5:4E:150:ARG:CZ	5:4E:150:ARG:HB2	2.47	0.44
33:51:4:ILE:HG23	33:51:6:ARG:NH1	2.27	0.44
35:58:97:ARG:HA	35:58:100:GLU:HB2	1.98	0.44
33:59:141:VAL:N	33:59:143:GLN:OE1	2.50	0.44
1:1G:1217:C:OP1	14:5A:9:LYS:HD2	2.18	0.44
7:62:132:GLY:H	7:62:135:VAL:HG22	1.82	0.44
40:65:58:LEU:HD13	40:65:58:LEU:HA	1.85	0.44
15:6I:8:LYS:O	15:6I:12:ILE:HG13	2.17	0.44
37:78:106:LEU:O	37:78:107:LYS:C	2.56	0.44
37:78:30:THR:HG21	37:78:35:HIS:N	2.31	0.44
16:7I:5:ARG:NH2	16:7I:6:LEU:O	2.50	0.44
9:8E:48:GLU:O	9:8E:51:ARG:HG2	2.17	0.44
17:8I:100:LYS:HG2	17:8I:101:ARG:CZ	2.48	0.44
17:8I:14:LYS:HZ3	17:8I:53:LEU:CD1	2.31	0.44
20:BI:67:ALA:HA	20:BI:72:LEU:O	2.17	0.44
46:G8:90:LEU:HA	46:G8:91:GLU:HA	1.53	0.44
54:L5:26:GLY:O	54:L5:30:VAL:HG23	2.18	0.44

*Continued on next page...*

*Continued from previous page...*

Atom-1	Atom-2	Interatomic distance (Å)	Clash overlap (Å)
29:11:232:PRO:HB3	29:11:244:ARG:CZ	2.48	0.44
2:12:77:ALA:O	2:12:81:VAL:HG13	2.18	0.44
2:12:97:TRP:CE3	2:12:98:LEU:N	2.86	0.44
1:13:1449:C:H5''	1:13:1450:U:OP2	2.18	0.44
1:13:271:C:H2'	1:13:272:C:H6	1.83	0.44
1:13:418:C:H1'	1:13:540:G:O2'	2.18	0.44
1:13:648:A:C6	1:13:649:G:C6	3.06	0.44
26:14:1657:C:H2'	26:14:1658:C:C6	2.53	0.44
26:14:1750:G:O2'	26:14:1751:C:H5'	2.18	0.44
26:14:195:A:H4'	26:14:251:A:O2'	2.17	0.44
26:14:239:U:H2'	26:14:240:G:O4'	2.18	0.44
26:14:2864:G:C6	26:14:2865:U:N3	2.86	0.44
26:14:305:U:H2'	26:14:306:U:C6	2.52	0.44
29:19:30:GLU:HB3	29:19:35:LYS:NZ	2.33	0.44
1:1G:1300:G:HO2'	1:1G:1301:U:P	2.40	0.44
1:1G:271:C:H2'	1:1G:272:C:H6	1.83	0.44
1:1G:278:G:O4'	1:1G:282:A:H1'	2.18	0.44
1:1G:590:C:H2'	1:1G:591:U:C6	2.53	0.44
26:1H:116:C:H2'	26:1H:117:G:C8	2.52	0.44
26:1H:1396:U:H2'	26:1H:1396:U:O2	2.17	0.44
26:1H:1783:A:H5'	26:1H:2608:G:H4'	1.99	0.44
26:1H:527:C:N4	26:1H:2777:G:O2'	2.50	0.44
26:1H:602:G:N2	26:1H:655:A:C8	2.83	0.44
26:1H:729:G:O5'	29:11:208:LYS:NZ	2.51	0.44
30:29:26:ILE:HG22	30:29:27:LEU:C	2.38	0.44
4:32:108:LEU:HD12	4:32:108:LEU:HA	1.85	0.44
4:32:19:LEU:HB2	4:32:21:LEU:HD11	2.00	0.44
4:32:20:TYR:CD1	4:32:26:CYS:HB3	2.50	0.44
12:3I:15:ARG:HB3	12:3I:16:GLU:OE1	2.17	0.44
38:45:57:HIS:CE1	38:45:116:GLU:HG2	2.53	0.44
13:4A:35:GLU:HG3	13:4A:36:LYS:N	2.33	0.44
6:52:26:ILE:O	6:52:30:LEU:HD12	2.18	0.44
33:59:104:GLU:HA	33:59:114:VAL:HG12	2.00	0.44
34:69:113:ARG:O	34:69:131:LYS:HG2	2.18	0.44
7:6E:15:ASP:HB3	7:6E:19:GLY:N	2.33	0.44
8:72:73:ASP:HB2	8:72:75:ARG:CZ	2.48	0.44
9:82:93:ARG:HA	9:82:93:ARG:HD3	1.63	0.44
17:8I:45:HIS:O	17:8I:73:VAL:HG23	2.17	0.44
39:98:20:LEU:HD21	39:98:40:LYS:HD3	1.99	0.44
45:B5:16:LYS:CE	45:B5:16:LYS:H	2.31	0.44
1:13:1129:C:H4'	1:13:1130:A:OP1	2.17	0.44

*Continued on next page...*

*Continued from previous page...*

Atom-1	Atom-2	Interatomic distance (Å)	Clash overlap (Å)
1:13:1287:A:H2	1:13:1353:G:N3	2.16	0.44
1:13:1392:G:N2	1:13:1502:A:H8	2.15	0.44
1:13:1412:C:H2'	1:13:1413:A:C8	2.53	0.44
1:13:619:U:C2	4:3E:135:LEU:HD11	2.52	0.44
1:13:848:C:H2'	1:13:849:C:O4'	2.17	0.44
26:14:987:G:O2'	26:14:1000:A:N3	2.45	0.44
26:14:192:C:H2'	26:14:193:U:H5'	2.00	0.44
26:14:2105:C:H2'	26:14:2106:G:O4'	2.18	0.44
26:14:2107:C:H42	26:14:2182:G:H1	1.63	0.44
26:14:2262:U:O2'	26:14:2263:C:H5'	2.18	0.44
26:14:945:A:C4	26:14:2448:A:C2	3.04	0.44
26:14:270(R):G:H2'	26:14:270(S):G:C8	2.53	0.44
26:14:307:G:H21	26:14:330:A:H62	1.65	0.44
29:19:85:ASP:OD1	29:19:87:ASN:ND2	2.50	0.44
1:1G:1378:C:P	7:62:6:ARG:HH12	2.41	0.44
1:1G:42:G:H2'	1:1G:43:C:O4'	2.17	0.44
1:1G:440:A:H3'	1:1G:442:C:C6	2.53	0.44
1:1G:555:C:H2'	1:1G:556:C:C6	2.53	0.44
1:1G:590:C:H2'	1:1G:591:U:H6	1.83	0.44
1:1G:952:U:H2'	1:1G:953:G:C8	2.53	0.44
26:1H:2436:G:C5	26:1H:2437:U:C5	3.06	0.44
26:1H:2785:C:H2'	26:1H:2786:U:O4'	2.18	0.44
26:1H:450:G:O6	61:1H:3757:HOH:O	2.21	0.44
26:1H:782:A:H5'	26:1H:783:A:C2	2.53	0.44
3:22:173:VAL:C	3:22:174:PRO:CA	2.78	0.44
30:29:68:ALA:O	30:29:70:ALA:N	2.50	0.44
3:2E:157:ILE:HB	3:2E:164:ARG:HH11	1.83	0.44
32:41:27:ASN:HB3	32:41:30:GLU:HG3	1.99	0.44
32:49:93:THR:HG22	32:49:95:ARG:HD2	1.99	0.44
13:4I:40:ASN:HB3	13:4I:43:THR:OG1	2.18	0.44
39:55:67:LEU:CD1	39:55:76:VAL:HG11	2.48	0.44
6:5E:17:SER:O	6:5E:21:LEU:HD12	2.18	0.44
34:61:113:ARG:O	34:61:113:ARG:HG2	2.18	0.44
7:62:22:LEU:HD23	7:62:62:PHE:HE2	1.83	0.44
40:65:35:ILE:HG22	40:65:101:LEU:HD12	2.00	0.44
40:65:11:LYS:HZ2	40:65:11:LYS:HG3	1.65	0.44
34:69:117:GLU:HG2	34:69:118:LYS:H	1.83	0.44
9:82:86:VAL:HG22	9:82:93:ARG:HD2	1.99	0.44
38:88:32:TYR:O	38:88:105:GLU:HA	2.18	0.44
19:AA:66:MET:HA	19:AA:67:VAL:O	2.17	0.44
45:F8:36:LYS:HE2	45:F8:54:VAL:O	2.16	0.44

*Continued on next page...*

*Continued from previous page...*

Atom-1	Atom-2	Interatomic distance (Å)	Clash overlap (Å)
52:M8:39:CYS:O	52:M8:43:TYR:N	2.51	0.44
29:11:36:PRO:HD2	29:11:62:TYR:O	2.18	0.44
29:11:70:TRP:CD1	29:11:71:ASP:N	2.86	0.44
29:11:77:ALA:HB2	29:11:97:TYR:CD2	2.52	0.44
1:13:1022:G:H2'	1:13:1023:G:H8	1.83	0.44
1:13:1033:G:H2'	1:13:1034:G:H5'	2.00	0.44
1:13:1262:C:H2'	1:13:1263:C:H6	1.82	0.44
1:13:1329:A:N7	21:1F:7:ARG:NH2	2.63	0.44
1:13:1366:C:H2'	1:13:1367:C:C6	2.49	0.44
1:13:1464:G:H2'	1:13:1465:C:C6	2.53	0.44
1:13:416:G:C5	1:13:417:C:C4	3.06	0.44
1:13:439:A:C4	1:13:496:A:C2	3.06	0.44
1:13:828:A:H2'	1:13:829:G:O4'	2.17	0.44
1:13:939:G:C6	1:13:940:C:N4	2.86	0.44
26:14:1525:G:H2'	26:14:1526:G:C8	2.53	0.44
26:14:212:G:H2'	26:14:213:A:O4'	2.18	0.44
26:14:2490:G:O2'	58:14:3448:SPE:H41	2.18	0.44
26:14:576:U:H2'	26:14:577:G:C8	2.53	0.44
26:14:705:A:H1'	29:19:9:TYR:CE2	2.53	0.44
26:14:92:G:H2'	26:14:93:C:H6	1.81	0.44
2:1E:7:VAL:HG11	2:1E:217:ARG:HE	1.83	0.44
1:13:1244:C:C6	21:1F:9:ARG:NH2	2.85	0.44
1:1G:1086:U:H2'	1:1G:1087:G:C8	2.53	0.44
1:1G:1145:C:H4'	1:1G:1146:A:O5'	2.16	0.44
1:1G:1323:G:H2'	1:1G:1324:A:C8	2.53	0.44
1:1G:622:A:C8	1:1G:623:C:C6	3.06	0.44
26:1H:1025:G:C4	26:1H:1135:C:H1'	2.52	0.44
26:1H:1209:G:H21	26:1H:1210:A:H62	1.64	0.44
26:1H:1252:G:N7	42:C8:36:ARG:NH1	2.62	0.44
26:1H:1358:G:N2	26:1H:1372:U:C5	2.86	0.44
26:1H:1784:A:H5''	61:1H:4054:HOH:O	2.17	0.44
26:1H:1820:U:H4'	26:1H:1821:A:OP2	2.16	0.44
30:29:113:PHE:HA	30:29:159:HIS:HD2	1.83	0.44
11:2A:91:ARG:CZ	11:2A:91:ARG:HB2	2.48	0.44
11:2I:109:VAL:HA	18:9I:85:LEU:O	2.18	0.44
4:32:126:ILE:HG22	4:32:127:THR:N	2.32	0.44
4:32:83:SER:HA	4:32:89:THR:HG23	1.99	0.44
31:39:144:LYS:HA	31:39:148:LEU:HD22	1.99	0.44
1:13:562:C:C2	12:3I:16:GLU:OE1	2.71	0.44
24:3K:64:U:H3'	24:3K:65:C:O4'	2.17	0.44
24:3L:50:G:H22	24:3L:64:U:H3	1.66	0.44

*Continued on next page...*

*Continued from previous page...*

Atom-1	Atom-2	Interatomic distance (Å)	Clash overlap (Å)
32:49:43:LEU:HD12	32:49:43:LEU:HA	1.72	0.44
32:49:61:ALA:O	32:49:65:GLY:N	2.50	0.44
25:4K:12:A:H4'	25:4K:13:A:OP1	2.18	0.44
39:55:56:LYS:HB3	39:55:56:LYS:HE2	1.85	0.44
26:1H:1006:C:O2	35:58:106:MET:HG2	2.17	0.44
35:58:96:GLU:HB2	35:58:122:VAL:HG12	2.00	0.44
40:65:65:VAL:O	40:65:69:VAL:HG12	2.18	0.44
37:78:71:VAL:HG13	37:78:72:PRO:HD3	2.00	0.44
16:7A:27:LYS:HZ2	16:7A:27:LYS:CB	2.28	0.44
40:A8:100:ALA:HA	40:A8:103:GLU:HG2	1.99	0.44
40:A8:41:ASP:O	40:A8:45:GLY:N	2.51	0.44
40:A8:5:THR:HG22	40:A8:8:GLU:CG	2.44	0.44
40:A8:87:PHE:CE1	40:A8:102:ALA:HB2	2.53	0.44
19:AI:20:LEU:HD23	19:AI:23:ASN:OD1	2.18	0.44
20:BI:20:LEU:HD23	20:BI:21:LYS:HG3	2.00	0.44
51:H5:23:LEU:HD11	51:H5:53:LEU:HD23	2.00	0.44
51:H5:30:ARG:N	51:H5:30:ARG:HD3	2.32	0.44
49:J8:24:ALA:HB1	49:J8:26:ARG:HG3	1.99	0.44
49:J8:92:LYS:HD3	49:J8:93:GLU:CG	2.36	0.44
51:L8:8:LEU:HG	51:L8:31:LEU:HD22	2.00	0.44
2:12:168:THR:HA	2:12:171:ALA:HB2	2.00	0.43
2:12:182:ILE:H	2:12:182:ILE:HD12	1.83	0.43
1:13:1244:C:N4	1:13:1293:G:H1	2.14	0.43
1:13:129:U:H4'	1:13:130:A:OP1	2.18	0.43
1:13:435:C:H2'	1:13:436:C:H6	1.81	0.43
26:14:270(F):U:H3	26:14:270(T):G:H1	1.65	0.43
26:14:867:C:N4	26:14:868:U:O4	2.51	0.43
26:14:934:G:H2'	26:14:935:C:C6	2.53	0.43
2:1E:149:LEU:HD23	2:1E:149:LEU:HA	1.86	0.43
2:1E:187:LEU:HA	2:1E:201:ILE:HG13	1.98	0.43
1:1G:1176:A:C6	1:1G:1177:G:C6	3.06	0.43
1:1G:1048:G:O4'	1:1G:1215:G:H4'	2.18	0.43
1:1G:422:C:O2'	1:1G:423:G:N2	2.51	0.43
1:1G:532:A:N6	1:1G:1206:G:O2'	2.51	0.43
1:1G:998(A):C:O2	1:1G:1042:G:N2	2.43	0.43
26:1H:1794:U:H2'	26:1H:1795:C:H6	1.83	0.43
26:1H:1814:G:OP1	29:11:40:THR:HG21	2.18	0.43
26:1H:2164:C:H3'	26:1H:2165:G:H5'	2.00	0.43
26:1H:2377:A:H2'	26:1H:2378:A:C8	2.53	0.43
26:1H:2528:U:H2'	26:1H:2530:A:O5'	2.18	0.43
27:1J:14:U:H5'	27:1J:70:C:O2	2.17	0.43

*Continued on next page...*



*Continued from previous page...*

Atom-1	Atom-2	Interatomic distance (Å)	Clash overlap (Å)
26:14:2562:U:H1'	36:25:23:ARG:NE	2.33	0.43
11:2A:20:TYR:HE1	11:2A:33:THR:HG21	1.83	0.43
3:2E:18:TRP:C	3:2E:21:ARG:HE	2.21	0.43
1:1G:543:C:OP1	4:32:14:ARG:HD2	2.18	0.43
5:4E:31:LEU:HD13	5:4E:45:PHE:CD1	2.53	0.43
33:51:138:LYS:O	33:51:141:VAL:HG22	2.18	0.43
7:62:65:ALA:HB1	7:62:127:ALA:HB3	2.00	0.43
40:65:99:LYS:HE2	40:65:103:GLU:OE2	2.17	0.43
8:72:103:VAL:HG21	8:72:109:ILE:C	2.38	0.43
8:72:68:ARG:HD3	8:72:69:ARG:O	2.17	0.43
17:8A:37:LYS:O	17:8A:38:ARG:HD3	2.18	0.43
44:A5:15:ARG:O	44:A5:19:LEU:HD13	2.17	0.43
44:A5:79:GLY:HA3	44:A5:100:THR:HG22	1.99	0.43
20:BI:57:ARG:HH21	20:BI:102:GLY:CA	2.30	0.43
42:C8:92:ARG:HD3	43:D8:11:GLN:CB	2.47	0.43
47:D5:36:LYS:HE3	47:D5:36:LYS:HB2	1.81	0.43
46:G8:39:VAL:HB	46:G8:42:VAL:HG22	2.00	0.43
47:H8:108:PRO:HB2	47:H8:112:ARG:CZ	2.47	0.43
55:Q8:32:LEU:O	55:Q8:36:LYS:HE3	2.18	0.43
2:12:51:LEU:HD13	2:12:54:THR:HG21	1.99	0.43
1:13:392:G:H5'	16:7I:12:LYS:NZ	2.33	0.43
1:13:511:C:C2	1:13:512:U:C5	3.06	0.43
26:14:1132:A:H2'	26:14:1133:U:C6	2.53	0.43
26:14:1374:G:H2'	26:14:1375:C:O4'	2.18	0.43
26:14:1475:G:C2	26:14:1519:G:N3	2.87	0.43
26:14:2746:U:O3'	33:59:138:LYS:HE3	2.18	0.43
26:14:470:A:H8	26:14:470:A:H5''	1.82	0.43
26:14:861:A:C2	26:14:917:A:C4	3.06	0.43
27:16:40:U:H1'	27:16:45:A:N6	2.33	0.43
27:16:66:A:N6	27:16:107:U:H2'	2.29	0.43
2:1E:195:ASP:O	8:7E:74:PRO:HG3	2.18	0.43
1:1G:1023:G:C5	1:1G:1024:G:H1'	2.53	0.43
1:1G:1160:G:H2'	1:1G:1161:C:C6	2.53	0.43
1:1G:991:U:C5	1:1G:1212:U:H1'	2.52	0.43
26:1H:153:C:H2'	26:1H:154:G:O4'	2.19	0.43
26:1H:1655:A:H4'	30:21:115:GLY:H	1.83	0.43
26:1H:2330:G:H2'	26:1H:2331:G:O4'	2.17	0.43
26:1H:2875:C:H2'	26:1H:2876:G:O4'	2.18	0.43
26:1H:365:C:H2'	26:1H:366:C:O4'	2.18	0.43
1:13:1189:C:OP2	10:1I:51:ARG:NH2	2.51	0.43
10:1I:50:ILE:HG22	10:1I:60:ARG:HD3	2.00	0.43

*Continued on next page...*

*Continued from previous page...*

Atom-1	Atom-2	Interatomic distance (Å)	Clash overlap (Å)
36:25:68:GLU:CG	36:25:78:ARG:HH21	2.30	0.43
30:29:46:ALA:HB1	30:29:80:GLU:O	2.18	0.43
31:39:122:LYS:HA	31:39:191:ARG:NH1	2.33	0.43
31:39:82:ILE:HD12	31:39:82:ILE:HG23	1.60	0.43
32:41:36:LYS:HA	32:41:94:LEU:O	2.18	0.43
5:42:8:GLU:HB3	5:42:34:VAL:HG12	2.00	0.43
1:13:1329:A:OP1	13:4I:27:LYS:NZ	2.52	0.43
13:4I:3:ARG:CZ	13:4I:7:VAL:O	2.66	0.43
25:4L:24:A:H3'	25:4L:24:A:H8	1.83	0.43
33:51:121:ILE:HD13	33:51:140:LYS:HG2	1.99	0.43
39:55:28:LEU:HD12	39:55:114:VAL:HB	1.99	0.43
39:55:48:VAL:HG21	39:55:95:THR:HG21	2.00	0.43
14:5A:47:LEU:HD23	14:5A:48:ALA:H	1.83	0.43
7:62:71:PRO:HD3	7:62:103:TRP:CZ3	2.53	0.43
34:69:23:PRO:O	34:69:27:ARG:HG2	2.18	0.43
34:69:75:LEU:HD23	34:69:76:THR:N	2.34	0.43
7:6E:111:ARG:HD2	7:6E:123:GLU:HB2	1.99	0.43
28:71:14:VAL:HG21	28:71:32:LEU:HD21	2.00	0.43
37:78:107:LYS:HA	37:78:107:LYS:HD2	1.80	0.43
16:7I:5:ARG:HD3	16:7I:67:THR:OG1	2.18	0.43
42:85:110:VAL:O	42:85:114:LYS:HG2	2.18	0.43
1:1G:235:C:C5'	17:8A:70:ARG:HG2	2.43	0.43
39:98:73:VAL:HA	39:98:76:VAL:HG12	2.00	0.43
6:52:7:ASN:ND2	18:9A:76:LEU:HD11	2.32	0.43
45:B5:12:VAL:HG12	45:B5:29:TRP:CE2	2.54	0.43
20:BA:97:ALA:O	20:BA:99:LEU:HD22	2.17	0.43
20:BI:10:LEU:HD13	20:BI:13:LEU:N	2.33	0.43
46:C5:20:TYR:CZ	46:C5:42:VAL:HA	2.53	0.43
46:C5:71:LYS:HB3	46:C5:71:LYS:HE2	1.70	0.43
27:1J:102:G:N2	47:D5:73:GLN:OE1	2.51	0.43
45:F8:57:LEU:HD23	45:F8:57:LEU:N	2.33	0.43
50:G5:50:ILE:H	50:G5:50:ILE:HG12	1.45	0.43
47:H8:81:ARG:HG3	47:H8:81:ARG:O	2.17	0.43
26:1H:851:U:O2'	51:L8:42:ALA:O	2.36	0.43
55:Q8:60:LEU:HA	55:Q8:60:LEU:HD12	1.71	0.43
1:13:1263:C:H2'	1:13:1264:C:H6	1.83	0.43
1:13:1301:U:O2'	1:13:1302:U:H3'	2.18	0.43
1:13:666:G:H5''	1:13:732:C:O2	2.18	0.43
1:13:983:A:H5''	1:13:984:C:OP2	2.18	0.43
26:14:1003:G:N2	26:14:1153:C:C2	2.86	0.43
26:14:1453:A:O2'	26:14:1454:U:H2'	2.18	0.43

*Continued on next page...*

*Continued from previous page...*

Atom-1	Atom-2	Interatomic distance (Å)	Clash overlap (Å)
26:14:2384:G:OP1	48:E5:55:ARG:NE	2.51	0.43
26:14:2845:G:H5''	41:75:55:ASN:HA	1.99	0.43
26:14:460:A:C2	26:14:470:A:C4	3.07	0.43
26:14:616:A:H4'	26:14:617:G:OP1	2.18	0.43
1:1G:1004:A:H3'	1:1G:1004:A:N3	2.33	0.43
1:1G:129(A):G:C6	1:1G:188:U:H4'	2.53	0.43
1:1G:20:U:H2'	1:1G:21:G:O4'	2.18	0.43
1:1G:464:G:H1'	1:1G:468:A:H61	1.83	0.43
1:1G:581:G:OP1	15:6A:61:GLY:HA3	2.19	0.43
1:1G:87:A:O2'	1:1G:88:C:H5''	2.17	0.43
26:1H:1292:U:H2'	26:1H:1293:C:H6	1.83	0.43
26:1H:1303:G:O2'	26:1H:1304:C:H5'	2.19	0.43
26:1H:1386:C:OP2	26:1H:1396:U:H5	2.01	0.43
26:1H:1479:G:O2'	26:1H:1558:A:H5'	2.18	0.43
26:1H:1486:A:H2'	26:1H:1487:G:C8	2.53	0.43
26:1H:1688:U:O2	26:1H:1700:A:H5''	2.18	0.43
26:1H:2232:U:OP2	49:J8:40:ARG:NH1	2.43	0.43
26:1H:2335:A:N7	26:1H:2337:G:C5	2.87	0.43
26:1H:824:A:O2'	26:1H:2358:G:O6	2.26	0.43
26:1H:2427:C:H5''	26:1H:2428:G:OP1	2.18	0.43
26:1H:2533:A:H2'	26:1H:2534:A:O4'	2.17	0.43
26:1H:2766:G:H5''	26:1H:2767:C:OP2	2.19	0.43
10:1I:84:GLN:O	10:1I:88:LEU:HB3	2.18	0.43
30:29:143:ASN:HD22	30:29:147:PRO:HD3	1.83	0.43
30:29:14:ILE:HB	41:75:14:TYR:CZ	2.53	0.43
30:29:52:LEU:HD22	30:29:76:ARG:NH1	2.34	0.43
31:31:47:GLY:HA3	31:31:95:ARG:O	2.18	0.43
31:39:124:LEU:HB3	31:39:193:VAL:HB	2.00	0.43
1:1G:562:C:H1'	12:3A:15:ARG:HD2	2.00	0.43
24:3K:38:A:H2'	24:3K:39:G:O4'	2.18	0.43
32:41:141:PHE:HB2	32:41:144:ILE:HD13	1.99	0.43
32:49:77:ILE:H	32:49:82:LEU:CD1	2.31	0.43
35:58:130:HIS:O	35:58:134:ARG:NH1	2.45	0.43
35:58:57:ALA:O	35:58:59:LYS:N	2.50	0.43
14:5A:34:TYR:CD2	14:5A:44:LEU:HD11	2.52	0.43
40:65:39:ILE:HG22	40:65:48:LEU:HB2	2.00	0.43
40:65:59:LYS:HD2	40:65:59:LYS:HA	1.79	0.43
15:6A:32:LEU:O	15:6A:36:ILE:HG13	2.18	0.43
9:8E:19:LEU:H	9:8E:19:LEU:HD12	1.81	0.43
26:1H:2292:C:P	40:A8:17:ARG:HH22	2.41	0.43
45:B5:12:VAL:HG12	45:B5:29:TRP:CD1	2.52	0.43

*Continued on next page...*

*Continued from previous page...*

Atom-1	Atom-2	Interatomic distance (Å)	Clash overlap (Å)
45:F8:24:GLY:O	45:F8:83:VAL:HG22	2.18	0.43
46:G8:29:GLU:HB3	46:G8:38:ILE:CG2	2.48	0.43
47:H8:4:ARG:HH12	47:H8:5:LEU:CD1	2.31	0.43
29:11:40:THR:HG23	29:11:41:GLY:N	2.33	0.43
1:13:10:A:O2'	1:13:11:G:H5'	2.18	0.43
1:13:1130:A:C2	1:13:1146:A:C4	3.05	0.43
1:13:976:G:C8	1:13:1358:U:C2	3.07	0.43
1:13:825:G:H2'	1:13:826:C:C6	2.53	0.43
26:14:1167:U:C2	26:14:1183:G:N2	2.87	0.43
26:14:2186:G:H2'	26:14:2187:G:H8	1.83	0.43
26:14:2257:U:O2'	26:14:2258:C:H5'	2.18	0.43
26:14:560:C:H2'	26:14:561:G:O4'	2.18	0.43
26:14:618(A):C:OP2	31:39:103:LYS:HE2	2.18	0.43
26:14:864:G:N2	26:14:913:U:C2	2.86	0.43
29:19:273:ARG:O	29:19:275:LYS:N	2.51	0.43
10:1A:55:LYS:O	10:1A:56:HIS:CD2	2.72	0.43
1:1G:1152:A:OP1	10:1A:68:HIS:ND1	2.51	0.43
10:1A:32:ALA:HA	10:1A:76:ASN:ND2	2.32	0.43
1:1G:1281:U:O4	10:1A:71:LEU:HD11	2.18	0.43
1:1G:600:C:H2'	1:1G:601:C:C6	2.52	0.43
26:1H:814:C:O2'	26:1H:1225:C:N3	2.50	0.43
26:1H:1312:U:H4'	26:1H:1313:U:O5'	2.17	0.43
26:1H:191:A:H2	61:1H:3817:HOH:O	2.01	0.43
26:1H:2788:C:O2'	26:1H:2809:A:N3	2.51	0.43
26:1H:57:C:H2'	26:1H:58:G:O4'	2.18	0.43
27:1J:88:C:H4'	27:1J:89:G:OP2	2.18	0.43
3:22:52:LEU:HD11	3:22:68:VAL:HG13	2.00	0.43
30:29:8:LYS:O	30:29:9:VAL:HG23	2.18	0.43
3:2E:101:LEU:HD23	3:2E:102:ASN:N	2.33	0.43
31:39:148:LEU:HG	31:39:149:ASP:HA	1.99	0.43
24:3K:2:G:H2'	24:3K:3:G:C8	2.53	0.43
32:49:116:ASP:O	32:49:117:PHE:HB3	2.19	0.43
5:4E:128:PRO:HA	5:4E:131:ILE:HG13	2.00	0.43
33:51:26:VAL:HG23	33:51:79:VAL:HG11	2.00	0.43
33:51:80:SER:O	33:51:81:GLU:HG3	2.18	0.43
33:59:27:LYS:HD3	33:59:28:GLY:N	2.34	0.43
6:5E:70:ASP:N	6:5E:70:ASP:OD1	2.50	0.43
14:5I:47:LEU:O	14:5I:50:LYS:HG3	2.17	0.43
34:61:1:MET:O	34:61:20:ASP:HA	2.19	0.43
40:65:13:ARG:NE	40:65:13:ARG:HA	2.30	0.43
1:1G:878:G:H1'	8:72:3:THR:HG21	2.00	0.43

*Continued on next page...*

*Continued from previous page...*

Atom-1	Atom-2	Interatomic distance (Å)	Clash overlap (Å)
28:79:15:ASP:O	28:79:223:ARG:HB2	2.18	0.43
16:7I:18:ARG:HD2	16:7I:18:ARG:HA	1.89	0.43
9:82:18:PHE:CG	9:82:19:LEU:N	2.85	0.43
17:8A:7:THR:HG22	17:8A:58:GLU:HG2	2.01	0.43
17:8I:44:ALA:HA	17:8I:69:LYS:HE2	1.99	0.43
1:13:265:G:O2'	17:8I:67:LYS:N	2.51	0.43
40:A8:87:PHE:HE2	40:A8:89:ARG:HB2	1.84	0.43
19:AI:21:GLU:OE2	19:AI:22:LEU:HG	2.19	0.43
20:BI:83:ARG:HA	20:BI:83:ARG:HD3	1.66	0.43
42:C8:17:ILE:HG23	42:C8:39:LEU:HD12	2.00	0.43
47:D5:94:GLU:OE2	47:D5:95:PRO:HD2	2.19	0.43
42:C8:105:VAL:HG23	43:D8:44:LYS:HG3	2.00	0.43
49:F5:26:ARG:HG3	49:F5:26:ARG:HH11	1.84	0.43
29:11:106:ILE:HD13	29:11:106:ILE:HG21	1.76	0.43
2:12:50:GLU:N	2:12:50:GLU:OE1	2.50	0.43
2:12:56:ARG:HA	2:12:56:ARG:HD2	1.68	0.43
1:13:1097:C:H1'	1:13:1170:A:H1'	2.00	0.43
1:13:1126:U:C5	1:13:1127:G:C5	3.06	0.43
1:13:123:C:OP1	1:13:311:C:O2'	2.33	0.43
1:13:1240:U:H1'	7:6E:32:ARG:NH2	2.33	0.43
1:13:1379:G:O6	7:6E:2:ALA:HB3	2.18	0.43
1:13:1434:A:H2'	1:13:1435:G:O4'	2.18	0.43
1:13:192:U:C1'	20:BI:103:GLY:HA2	2.48	0.43
1:13:450:G:N7	1:13:481:G:C6	2.87	0.43
1:13:651:C:H2'	1:13:652:U:C6	2.53	0.43
26:14:1126:A:OP1	26:14:1126:A:H8	2.01	0.43
26:14:1392:A:C6	26:14:1393:A:C6	3.06	0.43
26:14:2345:G:N3	26:14:2381:C:H2'	2.34	0.43
26:14:540:G:H2'	26:14:541:C:H6	1.83	0.43
26:14:67:U:N3	26:14:74:A:C2	2.70	0.43
26:14:774:A:O2'	26:14:775:G:H5''	2.19	0.43
35:15:56:ASN:N	35:15:125:GLY:HA3	2.25	0.43
35:15:5:VAL:O	35:15:7:LYS:NZ	2.45	0.43
2:1E:102:LEU:HB3	2:1E:180:LEU:CD2	2.49	0.43
1:1G:1053:G:O6	1:1G:1199:U:H2'	2.18	0.43
1:1G:1372:U:H5''	9:82:71:SER:HB2	2.00	0.43
1:1G:89:U:O2'	1:1G:90:C:O5'	2.32	0.43
1:1G:976:G:H8	1:1G:1358:U:O2'	2.02	0.43
26:1H:1260:G:H2'	26:1H:1261:C:C6	2.53	0.43
26:1H:143:C:H2'	26:1H:144:C:H6	1.83	0.43
26:1H:1641:A:H2'	26:1H:1642:G:O4'	2.18	0.43

*Continued on next page...*

*Continued from previous page...*

Atom-1	Atom-2	Interatomic distance (Å)	Clash overlap (Å)
26:1H:2056:G:H2'	26:1H:2056:G:N3	2.33	0.43
26:1H:2492:U:H2'	26:1H:2493:U:C6	2.54	0.43
26:1H:299:A:N6	26:1H:300:A:N6	2.67	0.43
26:1H:699:A:H2'	26:1H:700:G:O4'	2.18	0.43
27:1J:51:G:C6	27:1J:52:A:C2	3.06	0.43
22:1K:17:H2U:H4'	22:1K:60:C:C5	2.53	0.43
26:1H:2053:G:H5'	30:21:144:ARG:O	2.19	0.43
3:22:16:ARG:HE	3:22:16:ARG:HB3	1.36	0.43
3:2E:142:MET:SD	3:2E:148:GLY:HA2	2.59	0.43
3:2E:56:ASP:CB	3:2E:67:THR:HG23	2.49	0.43
26:14:39:C:O2	31:39:46:ARG:NH2	2.51	0.43
38:45:27:VAL:CB	38:45:28:ALA:CA	2.82	0.43
38:45:38:GLU:HG3	38:45:127:ILE:CD1	2.48	0.43
5:4E:7:GLU:O	5:4E:34:VAL:HA	2.18	0.43
33:59:7:LEU:HG	33:59:7:LEU:H	1.68	0.43
14:5A:58:LYS:HA	14:5A:58:LYS:HZ2	1.80	0.43
27:1J:50:G:OP1	40:65:62:LYS:HE2	2.19	0.43
40:65:64:GLU:O	40:65:68:GLN:HG3	2.18	0.43
34:69:79:ILE:HD11	34:69:140:LEU:HD13	2.00	0.43
34:69:48:GLU:O	34:69:51:ILE:HG22	2.19	0.43
8:72:73:ASP:HB2	8:72:75:ARG:NH1	2.33	0.43
37:78:100:LEU:HD23	37:78:100:LEU:HA	1.67	0.43
8:7E:1:MET:HB2	8:7E:2:LEU:H	1.58	0.43
16:7I:18:ARG:NH1	16:7I:19:ILE:HG13	2.24	0.43
9:82:26:VAL:HG23	9:82:61:ALA:O	2.19	0.43
9:8E:4:TYR:O	9:8E:19:LEU:HD12	2.18	0.43
17:8I:29:HIS:CD2	17:8I:30:PRO:HD2	2.53	0.43
1:13:583:A:O3'	17:8I:91:ARG:NH1	2.51	0.43
44:A5:12:ILE:HD12	44:A5:42:ARG:HD3	2.00	0.43
19:AI:9:VAL:HB	19:AI:10:PHE:HB2	2.01	0.43
41:B8:116:ALA:HB1	41:B8:121:ILE:HD11	2.01	0.43
46:C5:43:ASN:OD1	46:C5:64:GLU:HA	2.18	0.43
27:16:12:C:C2	48:I8:74:ARG:NH1	2.86	0.43
52:M8:15:ILE:HD11	52:M8:32:TYR:CE1	2.53	0.43
2:12:200:ILE:HA	2:12:200:ILE:HD13	1.48	0.43
2:12:22:LYS:HE2	2:12:22:LYS:HB3	1.77	0.43
1:13:1296:C:H4'	1:13:1302:U:C5	2.54	0.43
1:13:730:G:C5	1:13:731:G:H1'	2.53	0.43
26:14:973:A:O4'	26:14:1188:U:C6	2.71	0.43
26:14:1321:A:H2'	26:14:1322:A:O4'	2.19	0.43
26:14:140:A:H8	26:14:1408:C:O2'	1.98	0.43

*Continued on next page...*

*Continued from previous page...*

Atom-1	Atom-2	Interatomic distance (Å)	Clash overlap (Å)
26:14:2118:U:H1'	26:14:2147:G:H21	1.82	0.43
26:14:2785:C:H5'	30:29:41:LYS:HE2	2.01	0.43
2:1E:32:ILE:HG13	2:1E:33:TYR:N	2.33	0.43
1:1G:114:U:O2'	1:1G:115:G:H5'	2.18	0.43
1:1G:1160:G:H2'	1:1G:1161:C:H6	1.83	0.43
1:1G:1187:G:OP1	9:82:113:LYS:NZ	2.52	0.43
1:1G:1386:G:C2	1:1G:1387:G:C8	3.07	0.43
1:1G:474:G:P	16:7A:75:ARG:NE	2.91	0.43
1:1G:503:C:O5'	1:1G:503:C:H6	2.01	0.43
1:1G:765:G:C6	1:1G:812:C:C2	3.07	0.43
1:1G:980:C:H3'	1:1G:981:U:C6	2.54	0.43
26:1H:1035:U:H2'	26:1H:1036:G:C8	2.54	0.43
26:1H:1049:C:C2'	26:1H:1050:A:H5'	2.49	0.43
26:1H:1591:G:H2'	26:1H:1592:C:C6	2.53	0.43
26:1H:270(R):G:H2'	26:1H:270(S):G:C8	2.53	0.43
26:1H:455:C:N3	26:1H:472:A:H2'	2.33	0.43
26:1H:658:C:H2'	26:1H:659:C:C6	2.54	0.43
26:1H:852:G:H2'	26:1H:853:G:C8	2.52	0.43
22:1K:43:G:H2'	22:1K:44:G:C8	2.54	0.43
36:25:71:ARG:NH2	36:25:105:GLU:OE1	2.41	0.43
30:29:1:MET:HA	30:29:84:PHE:HB2	2.00	0.43
24:3K:9:A:O2'	24:3K:46:G:O4'	2.32	0.43
24:3K:15:G:H1	24:3K:48:C:N4	2.16	0.43
24:3L:22:G:H8	24:3L:46:G:H21	1.67	0.43
13:4A:105:THR:HG22	13:4A:106:ASN:H	1.83	0.43
13:4A:60:VAL:HG23	13:4A:64:TRP:CE3	2.54	0.43
5:4E:110:LEU:HD23	5:4E:115:VAL:HG21	2.01	0.43
6:52:44:GLY:HA2	6:52:59:TYR:CE2	2.54	0.43
39:55:12:ARG:HG2	39:55:16:HIS:ND1	2.32	0.43
34:61:85:GLU:OE1	34:61:86:THR:HG23	2.19	0.43
40:65:102:ALA:HA	40:65:105:ALA:HB3	2.01	0.43
34:69:121:LYS:O	34:69:122:GLU:HG2	2.18	0.43
37:78:88:LEU:HD12	37:78:88:LEU:HA	1.75	0.43
28:79:46:LYS:HD2	28:79:46:LYS:N	2.32	0.43
8:7E:121:ASP:OD1	8:7E:121:ASP:N	2.47	0.43
16:7I:37:GLY:HA3	16:7I:50:LYS:O	2.19	0.43
9:82:85:LEU:HD11	9:82:93:ARG:NH1	2.34	0.43
42:85:92:ARG:HG2	43:95:11:GLN:HB2	1.98	0.43
9:8E:5:TYR:OH	9:8E:7:THR:HB	2.18	0.43
18:9A:36:ASN:HB2	18:9A:38:GLU:OE2	2.19	0.43
19:AI:27:GLU:OE1	19:AI:27:GLU:N	2.50	0.43

*Continued on next page...*

*Continued from previous page...*

Atom-1	Atom-2	Interatomic distance (Å)	Clash overlap (Å)
41:B8:64:ARG:HB2	41:B8:73:GLU:HG2	2.01	0.43
20:BI:69:GLY:O	20:BI:73:HIS:CD2	2.71	0.43
46:C5:45:VAL:HA	46:C5:61:ILE:O	2.18	0.43
49:F5:46:LEU:HD12	49:F5:46:LEU:HA	1.82	0.43
51:H5:7:LYS:HZ1	51:H5:34:GLU:N	2.17	0.43
47:H8:152:ALA:HB3	47:H8:167:PRO:O	2.19	0.43
52:I5:62:ARG:N	52:I5:62:ARG:HD2	2.33	0.43
49:J8:46:LEU:HD12	49:J8:46:LEU:HA	1.85	0.43
49:J8:92:LYS:HZ2	49:J8:93:GLU:HG3	1.84	0.43
55:M5:38:GLY:O	55:M5:42:ARG:HB2	2.19	0.43
2:12:187:LEU:HA	2:12:201:ILE:O	2.18	0.43
1:13:1060:C:HO2'	10:1I:56:HIS:HD1	1.65	0.43
1:13:1145:C:H4'	1:13:1146:A:H5'	2.00	0.43
1:13:1156:G:H2'	1:13:1157:A:H5''	2.01	0.43
1:13:265:G:H5'	17:8I:64:PRO:O	2.18	0.43
1:13:662:G:H2'	1:13:663:A:C8	2.54	0.43
1:13:688:G:H2'	1:13:689:C:C6	2.54	0.43
1:13:724:G:H2'	1:13:725:G:H8	1.83	0.43
26:14:734:A:O2'	26:14:1635:G:H5'	2.18	0.43
26:14:184:C:H2'	26:14:185:U:C6	2.54	0.43
26:14:2534:A:C2	26:14:2535:G:H1'	2.52	0.43
26:14:540:G:H2'	26:14:541:C:C6	2.53	0.43
26:14:57:C:O5'	26:14:57:C:H6	2.01	0.43
26:14:606:U:H4'	26:14:658:C:H4'	2.01	0.43
26:14:654(C):G:H2'	26:14:654(D):G:H5'	2.01	0.43
27:16:41:U:C5	32:41:70:VAL:HG22	2.53	0.43
2:1E:28:PHE:HE2	2:1E:189:ASP:O	1.99	0.43
1:1G:1162:C:N4	1:1G:1174:G:H1	2.14	0.43
1:1G:1208:C:H2'	1:1G:1209:C:C6	2.53	0.43
1:1G:130:A:C8	17:8A:63:ARG:HG3	2.53	0.43
1:1G:1316:G:H4'	14:5A:18:VAL:HG11	2.01	0.43
1:1G:1327:C:H2'	1:1G:1328:C:C6	2.53	0.43
1:1G:1462:G:H2'	1:1G:1463:C:C6	2.54	0.43
1:1G:345:C:H4'	1:1G:346:G:O5'	2.18	0.43
1:1G:345:C:H5'	1:1G:346:G:C5	2.53	0.43
1:1G:560:U:H4'	1:1G:561:U:O5'	2.18	0.43
26:1H:1113:U:H2'	26:1H:1114:G:C8	2.53	0.43
26:1H:1581:G:C6	26:1H:1582:C:C4	3.07	0.43
26:1H:196:A:C8	37:78:46:LYS:HD2	2.54	0.43
26:1H:2028:U:H2'	26:1H:2029:G:O4'	2.17	0.43
26:1H:2112:G:N2	26:1H:2170:A:H61	2.16	0.43

*Continued on next page...*



*Continued from previous page...*

Atom-1	Atom-2	Interatomic distance (Å)	Clash overlap (Å)
26:1H:2688:U:H5	26:1H:2720:U:OP2	2.01	0.43
26:1H:297:C:H2'	26:1H:298:G:O4'	2.18	0.43
26:1H:317:G:C2	26:1H:318:C:C2	3.07	0.43
26:1H:389:G:H1	37:78:71:VAL:HG12	1.84	0.43
26:1H:482:A:H5''	26:1H:483:A:OP1	2.18	0.43
26:1H:95:G:O2'	50:K8:48:HIS:HB3	2.18	0.43
22:1K:73:A:H5''	22:1K:73:A:N3	2.34	0.43
3:22:11:ARG:NH1	3:22:182:ILE:H	2.17	0.43
23:2L:32:G:C6	23:2L:33:OMC:N4	2.86	0.43
4:32:15:GLU:OE1	4:32:66:ARG:NH1	2.51	0.43
31:39:11:VAL:CG2	31:39:12:LEU:N	2.82	0.43
12:3A:59:ARG:NH1	12:3A:59:ARG:HB2	2.34	0.43
4:3E:113:SER:O	4:3E:117:ALA:N	2.36	0.43
39:55:30:THR:HG22	39:55:31:HIS:ND1	2.33	0.43
33:59:119:GLU:CD	33:59:120:GLY:H	2.20	0.43
34:61:101:LEU:HA	34:61:101:LEU:HD23	1.83	0.43
26:14:2319:G:N7	40:65:3:ARG:HB3	2.34	0.43
7:6E:90:GLU:HG2	7:6E:90:GLU:O	2.18	0.43
15:6I:60:VAL:HG23	15:6I:64:ARG:NH2	2.32	0.43
8:72:39:LEU:HA	8:72:39:LEU:HD13	1.83	0.43
41:75:117:ASP:OD2	41:75:120:ARG:HG3	2.19	0.43
26:14:2121:G:N3	28:79:168:THR:HG21	2.34	0.43
17:8A:81:ARG:NH2	17:8A:84:LEU:HD22	2.34	0.43
40:A8:8:GLU:HA	40:A8:11:LYS:HB3	2.01	0.43
1:13:1221:G:O3'	19:AI:77:THR:HG21	2.19	0.43
30:21:13:ARG:NH2	41:B8:77:PRO:HB3	2.33	0.43
20:BA:50:GLU:N	20:BA:100:ILE:HG12	2.34	0.43
20:BA:24:LEU:HD13	20:BA:24:LEU:HA	1.85	0.43
20:BA:74:LYS:CG	20:BA:75:ASN:H	2.31	0.43
47:D5:74:VAL:HB	47:D5:86:VAL:HG23	2.00	0.43
47:H8:60:GLU:O	47:H8:61:LEU:HB3	2.18	0.43
48:I8:36:ILE:HG13	48:I8:36:ILE:O	2.17	0.43
50:K8:7:ARG:HG2	50:K8:8:LYS:HZ2	1.82	0.43
54:L5:12:ARG:NH2	54:L5:44:PRO:HB3	2.33	0.43
52:M8:12:ALA:HB1	52:M8:29:PRO:HA	1.99	0.43
26:1H:1816:G:H8	29:11:62:TYR:CZ	2.37	0.43
1:13:1053:G:O5'	1:13:1054:C:H3'	2.19	0.43
1:13:1127:G:C6	1:13:1128:C:C2	3.07	0.43
1:13:345:C:O2'	1:13:346:G:N3	2.51	0.43
1:13:658:G:H2'	1:13:659:U:C6	2.54	0.43
1:13:736:C:H2'	1:13:737:A:C8	2.53	0.43

*Continued on next page...*

*Continued from previous page...*

Atom-1	Atom-2	Interatomic distance (Å)	Clash overlap (Å)
26:14:1675:C:O2	30:29:128:SER:OG	2.37	0.43
26:14:1733:G:O5'	26:14:1733:G:H8	2.01	0.43
26:14:2363:C:O2	48:E5:39:ARG:NH2	2.50	0.43
26:14:729:G:C6	29:19:208:LYS:HB2	2.53	0.43
26:14:91:A:O2'	26:14:92:G:H5'	2.19	0.43
35:15:21:LYS:O	35:15:60:ILE:HG13	2.19	0.43
26:14:764:A:H5'	29:19:210:GLY:CA	2.49	0.43
10:1A:68:HIS:CD2	10:1A:68:HIS:N	2.86	0.43
1:1G:1055:A:C5	1:1G:1206:G:C2	3.07	0.43
1:1G:978:A:HO2'	1:1G:1322:C:N4	2.16	0.43
1:1G:298:A:H2'	1:1G:299:G:O4'	2.19	0.43
1:1G:688:G:H2'	1:1G:689:C:H6	1.84	0.43
26:1H:1028:A:N6	26:1H:1125:G:H2'	2.34	0.43
26:1H:1797:C:O2'	29:11:259:THR:HG22	2.19	0.43
26:1H:228:A:C8	26:1H:230:U:H1'	2.53	0.43
26:1H:2360:A:H2'	26:1H:2361:A:O4'	2.18	0.43
26:1H:315:G:C6	26:1H:316:C:C4	3.07	0.43
26:1H:271(B):G:N7	26:1H:421:U:H2'	2.33	0.43
26:1H:442:G:C6	26:1H:444:C:N4	2.87	0.43
26:1H:511:U:C5	26:1H:512:G:C5	3.06	0.43
26:1H:870:A:O5'	38:88:6:ARG:NH2	2.52	0.43
26:1H:89:G:OP2	26:1H:90:U:O2'	2.29	0.43
27:1J:43:C:H4'	32:49:95:ARG:NH2	2.34	0.43
3:22:11:ARG:NH1	3:22:180:ALA:HB3	2.33	0.43
3:22:62:ASP:O	3:22:97:LYS:HB2	2.18	0.43
3:22:97:LYS:HE3	3:22:97:LYS:HB3	1.91	0.43
36:25:113:LYS:CD	36:25:113:LYS:H	2.29	0.43
23:2K:20:G:C5	23:2K:58:A:C2	3.06	0.43
31:31:66:PRO:HD2	31:31:70:THR:HG21	2.00	0.43
4:32:13:ARG:O	4:32:14:ARG:HB3	2.18	0.43
4:32:85:LYS:HG3	4:32:86:LYS:N	2.33	0.43
31:39:160:ASN:CG	31:39:163:VAL:HG13	2.40	0.43
31:39:17:ARG:HA	31:39:17:ARG:HD2	1.41	0.43
32:41:107:LEU:HA	32:41:107:LEU:HD13	1.86	0.43
32:49:37:VAL:HG23	32:49:99:MET:HE3	2.00	0.43
33:51:85:LYS:NZ	33:51:133:VAL:HG22	2.33	0.43
33:59:67:LEU:HA	33:59:67:LEU:HD13	1.78	0.43
14:5I:24:CYS:SG	14:5I:29:ARG:NH1	2.92	0.43
7:62:50:ILE:HD11	7:62:58:PRO:HA	2.00	0.43
27:1J:29:A:OP2	40:65:32:LEU:HD12	2.18	0.43
34:69:81:VAL:N	34:69:143:SER:HB3	2.29	0.43

*Continued on next page...*

*Continued from previous page...*

Atom-1	Atom-2	Interatomic distance (Å)	Clash overlap (Å)
34:69:93:THR:N	34:69:96:ASP:HB2	2.29	0.43
1:1G:750:G:C2	15:6A:23:GLY:HA3	2.54	0.43
7:6E:66:VAL:O	7:6E:70:LYS:HG3	2.19	0.43
28:71:181:PRO:HD2	28:71:184:LYS:HD2	2.00	0.43
8:72:44:PHE:HE2	8:72:109:ILE:HG21	1.83	0.43
9:8E:92:TYR:HD1	9:8E:92:TYR:N	2.11	0.43
43:95:7:THR:CG2	43:95:22:VAL:HG21	2.48	0.43
44:A5:35:ILE:O	44:A5:39:THR:HB	2.18	0.43
40:A8:106:ARG:H	40:A8:106:ARG:HD3	1.84	0.43
19:AA:9:VAL:HB	19:AA:10:PHE:H	1.60	0.43
44:E8:92:ARG:O	44:E8:93:ALA:HB3	2.19	0.43
47:H8:4:ARG:CG	47:H8:58:VAL:HG22	2.49	0.43
1:13:1015:A:N3	1:13:1218:C:O2'	2.44	0.43
1:13:1483:A:H2	26:1H:1959:G:N3	2.17	0.43
1:13:167:G:H2'	1:13:168:G:O4'	2.17	0.43
1:13:468:A:H5'	1:13:474:G:OP2	2.19	0.43
1:13:627:G:H2'	1:13:628:G:H8	1.84	0.43
1:13:636:U:H2'	1:13:637:G:C8	2.53	0.43
26:14:1268:A:C2	26:14:2013:A:C4	3.07	0.43
26:14:1519:G:C6	26:14:1520:U:N3	2.87	0.43
26:14:1542:G:O5'	26:14:1543:A:H5''	2.19	0.43
26:14:1927:A:H2'	26:14:1928:A:C8	2.54	0.43
26:14:2115:G:O6	26:14:2117:A:H8	2.02	0.43
26:14:844:C:C5	26:14:845:G:C6	3.06	0.43
10:1A:51:ARG:NH2	10:1A:56:HIS:HB2	2.33	0.43
1:1G:1107:C:C5'	3:22:172:ARG:HH22	2.32	0.43
1:1G:1256:A:H4'	1:1G:1257:U:OP1	2.19	0.43
1:1G:197:A:C6	1:1G:221:C:H4'	2.54	0.43
1:1G:757:U:H2'	1:1G:758:G:O4'	2.18	0.43
1:1G:940:C:C2	1:1G:941:G:C8	3.07	0.43
26:1H:1021:A:H8	26:1H:1021:A:H3'	1.84	0.43
26:1H:1385:G:O2'	26:1H:1396:U:C6	2.71	0.43
26:1H:2101:G:H2'	26:1H:2102:U:O4'	2.18	0.43
26:1H:783:A:C8	26:1H:783:A:H3'	2.54	0.43
26:1H:847:U:H5	26:1H:933:A:N1	2.17	0.43
36:25:87:ILE:HD12	36:25:87:ILE:HA	1.76	0.43
30:29:143:ASN:HD22	30:29:147:PRO:HD2	1.84	0.43
30:29:39:PRO:HD3	30:29:45:THR:CG2	2.44	0.43
3:2E:79:ARG:HD3	11:2A:96:ARG:HH11	1.81	0.43
3:2E:92:ALA:HB2	3:2E:99:VAL:CG2	2.48	0.43
3:2E:99:VAL:HG23	3:2E:99:VAL:O	2.19	0.43

*Continued on next page...*

*Continued from previous page...*

Atom-1	Atom-2	Interatomic distance (Å)	Clash overlap (Å)
31:31:66:PRO:HD2	31:31:70:THR:CG2	2.49	0.43
1:13:35:G:O2'	12:3I:118:SER:O	2.23	0.43
12:3I:51:ALA:O	12:3I:52:LEU:HD23	2.19	0.43
5:42:101:ILE:N	5:42:107:ARG:NH2	2.62	0.43
38:45:41:TRP:HZ3	38:45:74:TYR:HE1	1.67	0.43
33:51:59:ARG:N	33:51:59:ARG:HD3	2.34	0.43
40:65:74:ALA:HB2	40:65:105:ALA:O	2.19	0.43
15:6A:33:THR:HG22	15:6A:63:ARG:CD	2.46	0.43
41:75:66:VAL:HA	41:75:71:GLY:HA2	2.00	0.43
1:13:636:U:H5'	17:8I:2:PRO:HG3	2.01	0.43
41:B8:105:LEU:O	41:B8:107:ASP:N	2.51	0.43
26:14:310:A:OP1	46:C5:17:SER:O	2.37	0.43
42:C8:98:LEU:HD22	42:C8:105:VAL:CG1	2.48	0.43
47:H8:48:PHE:CE1	47:H8:71:VAL:HG21	2.53	0.43
52:I5:34:GLU:C	52:I5:36:CYS:H	2.22	0.43
50:K8:4:SER:HB2	50:K8:7:ARG:N	2.33	0.43
32:41:109:VAL:HG13	52:M8:33:VAL:HG11	2.00	0.43
29:11:11:PRO:O	29:11:13:ARG:N	2.51	0.43
2:12:108:ILE:HG13	2:12:109:SER:N	2.34	0.43
2:12:50:GLU:HG3	2:12:201:ILE:HG23	2.01	0.43
1:13:147:G:N2	1:13:176:C:O2	2.52	0.43
1:13:565:U:H3'	1:13:566:G:H2'	2.00	0.43
26:14:1183:G:O3'	51:H5:29:ARG:NH2	2.51	0.43
26:14:1218:C:OP2	42:85:15:LYS:HE3	2.19	0.43
26:14:1932:A:H2'	26:14:1933:G:O4'	2.19	0.43
26:14:1969:A:H5'	61:14:3750:HOH:O	2.18	0.43
26:14:2286:A:C8	26:14:2287:A:N6	2.87	0.43
26:14:2637:U:C4	26:14:2638:G:C6	3.07	0.43
26:14:2748:A:H2'	26:14:2749:A:H8	1.84	0.43
26:14:85:G:P	46:C5:30:VAL:HG11	2.59	0.43
27:16:15:A:C5'	27:16:16:G:C8	3.01	0.43
10:1A:78:ASN:OD1	10:1A:78:ASN:N	2.45	0.43
1:1G:1305:G:H5''	21:1B:4:GLY:C	2.39	0.43
2:1E:114:ARG:O	2:1E:118:LEU:HD12	2.18	0.43
2:1E:163:PHE:CD1	2:1E:185:ILE:HG23	2.54	0.43
2:1E:45:GLN:CD	2:1E:45:GLN:H	2.21	0.43
1:1G:1053:G:H4'	1:1G:1054:C:H3'	2.01	0.43
1:1G:1276:G:H2'	1:1G:1277:C:C6	2.54	0.43
1:1G:1402:C:O2	1:1G:1500:A:N1	2.52	0.43
1:1G:950:U:O4	13:4A:105:THR:HG21	2.18	0.43
1:1G:980:C:H3'	1:1G:981:U:H6	1.82	0.43

*Continued on next page...*

*Continued from previous page...*

Atom-1	Atom-2	Interatomic distance (Å)	Clash overlap (Å)
26:1H:1586:A:H3'	26:1H:1587:A:C8	2.52	0.43
26:1H:1705:G:C6	26:1H:1706:U:C4	3.07	0.43
26:1H:2210:G:H5'	26:1H:2211:G:C5	2.54	0.43
26:1H:38:A:H2'	26:1H:39:C:C6	2.53	0.43
26:1H:781:A:C8	29:11:219:PRO:HG2	2.54	0.43
22:1K:42:G:H2'	22:1K:43:G:C8	2.54	0.43
56:1L:9:A:C8	56:1L:45:G:C6	3.07	0.43
30:29:117:MET:HE1	30:29:136:ARG:HB3	2.01	0.43
30:29:26:ILE:HB	30:29:182:LEU:HD23	2.00	0.43
30:29:39:PRO:HA	30:29:43:GLY:CA	2.49	0.43
11:2I:63:LEU:H	11:2I:63:LEU:HD12	1.83	0.43
31:31:126:VAL:O	31:31:195:ASP:HA	2.19	0.43
26:14:252:G:P	37:35:50:ARG:HH22	2.41	0.43
12:3A:60:LEU:H	12:3A:64:TYR:HB2	1.84	0.43
4:3E:161:ASN:O	4:3E:165:MET:HB2	2.19	0.43
38:45:77:LYS:HZ3	38:45:84:GLY:HA3	1.84	0.43
5:4E:10:MET:SD	5:4E:32:VAL:HG22	2.59	0.43
13:4I:92:HIS:CE1	13:4I:98:VAL:HG11	2.54	0.43
33:51:74:ASN:ND2	33:51:138:LYS:HD3	2.34	0.43
6:52:76:ALA:O	6:52:80:ARG:HG3	2.19	0.43
6:5E:8:ILE:HD11	6:5E:79:LEU:CD2	2.49	0.43
34:61:135:GLU:N	34:61:135:GLU:OE2	2.52	0.43
7:6E:71:PRO:HA	7:6E:138:LYS:NZ	2.33	0.43
1:13:1291:G:P	7:6E:37:ASN:HD22	2.42	0.43
7:6E:65:ALA:HB1	7:6E:127:ALA:HB3	2.00	0.43
15:6I:57:LEU:HA	15:6I:57:LEU:HD23	1.75	0.43
9:82:97:LYS:HB2	9:82:102:LEU:HD21	2.00	0.43
1:1G:1349:A:OP2	9:82:118:LYS:NZ	2.52	0.43
9:8E:48:GLU:HB2	9:8E:78:LYS:NZ	2.29	0.43
44:A5:6:ILE:HD11	44:A5:8:ARG:HG3	2.01	0.43
26:14:58:G:OP1	45:B5:75:ASP:HB2	2.18	0.43
20:BA:100:ILE:H	20:BA:100:ILE:HG13	1.56	0.43
46:C5:85:VAL:CG2	46:C5:98:VAL:HB	2.49	0.43
42:C8:68:ALA:O	42:C8:71:GLN:HB2	2.19	0.43
47:D5:4:ARG:CZ	47:D5:58:VAL:H	2.32	0.43
49:F5:92:LYS:O	49:F5:94:LEU:N	2.52	0.43
51:L8:46:ASN:O	51:L8:50:VAL:HG22	2.18	0.43
55:M5:19:SER:OG	55:M5:21:LYS:NZ	2.50	0.43
2:12:40:HIS:CD2	2:12:41:ILE:N	2.87	0.42
1:13:1023:G:H3'	1:13:1024:G:H5''	2.01	0.42
1:13:1068:G:N7	1:13:1094:G:H2'	2.33	0.42

*Continued on next page...*

*Continued from previous page...*

Atom-1	Atom-2	Interatomic distance (Å)	Clash overlap (Å)
1:13:1374:A:H2'	1:13:1375:A:H5'	2.01	0.42
1:13:663:A:H5'	1:13:836:G:OP1	2.19	0.42
26:14:1131:G:C2	26:14:1132:A:C4	3.07	0.42
26:14:17:G:H4'	42:85:25:TRP:CZ3	2.53	0.42
26:14:1900:A:N1	26:14:1970:A:C6	2.87	0.42
26:14:2171:A:H8	26:14:2171:A:H3'	1.83	0.42
26:14:815:C:H2'	26:14:816:C:C6	2.54	0.42
26:14:933:A:H5'	61:14:4393:HOH:O	2.19	0.42
26:14:998:C:H2'	26:14:999:U:O5'	2.18	0.42
27:16:7:G:H2'	27:16:8:U:O4'	2.19	0.42
29:19:127:VAL:HA	29:19:193:VAL:HG22	1.99	0.42
2:1E:32:ILE:HA	2:1E:42:ILE:HD12	2.00	0.42
1:1G:438:G:H4'	4:32:123:HIS:ND1	2.34	0.42
1:1G:625:G:H2'	1:1G:626:U:C6	2.54	0.42
1:1G:811:C:N4	61:1G:1905:HOH:O	2.52	0.42
1:1G:983:A:N1	1:1G:1222:G:N2	2.59	0.42
26:1H:1406:U:H2'	26:1H:1407:C:H6	1.81	0.42
26:1H:528:A:N7	26:1H:2043:C:H5'	2.34	0.42
26:1H:2771:C:H5''	30:21:202:LYS:HD2	2.01	0.42
26:1H:576:U:O2	26:1H:576:U:O5'	2.36	0.42
26:1H:783:A:C8	26:1H:783:A:C3'	3.02	0.42
27:1J:102:G:OP2	27:1J:102:G:H8	2.02	0.42
27:1J:15:A:C5'	27:1J:16:G:H8	2.32	0.42
27:1J:30:C:H2'	27:1J:31:C:H5'	2.00	0.42
30:21:105:THR:HG1	30:21:199:ARG:HH12	1.66	0.42
30:29:97:LYS:N	30:29:100:GLU:OE1	2.48	0.42
30:29:166:THR:HG21	30:29:199:ARG:HH22	1.84	0.42
3:2E:174:PRO:HB2	3:2E:177:THR:HG23	2.01	0.42
31:31:32:LEU:C	31:31:32:LEU:HD23	2.40	0.42
4:32:31:CYS:H	4:32:35:ARG:NH2	2.17	0.42
24:3K:4:U:O2	24:3K:5:G:N2	2.52	0.42
24:3L:21:A:N3	24:3L:21:A:H2'	2.34	0.42
26:1H:2310:A:H62	32:41:79:ASN:HD22	1.68	0.42
5:42:101:ILE:HG12	5:42:101:ILE:H	1.71	0.42
5:42:88:LYS:HB3	5:42:123:LEU:HB2	2.01	0.42
38:45:137:TYR:CD1	38:45:137:TYR:N	2.87	0.42
33:59:37:VAL:HG22	33:59:38:SER:H	1.84	0.42
14:5A:12:ARG:NH1	14:5A:13:THR:HA	2.33	0.42
6:5E:18:GLN:HA	6:5E:21:LEU:HB2	2.01	0.42
3:2E:22:TRP:CZ2	14:5I:54:PRO:HG2	2.54	0.42
34:69:128:LEU:O	34:69:137:PRO:HA	2.19	0.42

*Continued on next page...*

*Continued from previous page...*

Atom-1	Atom-2	Interatomic distance (Å)	Clash overlap (Å)
34:69:52:ARG:HG2	34:69:56:LYS:HE3	2.00	0.42
37:78:52:GLU:HG3	37:78:57:THR:HG22	2.01	0.42
8:7E:20:TYR:HE2	8:7E:75:ARG:HG2	1.84	0.42
38:88:104:PHE:O	38:88:105:GLU:HB3	2.18	0.42
38:88:138:ASP:HA	38:88:139:GLU:HA	1.61	0.42
17:8A:11:VAL:HG11	17:8A:88:TYR:CD2	2.54	0.42
17:8I:56:VAL:HG13	17:8I:81:ARG:NH2	2.34	0.42
43:95:55:ALA:O	43:95:56:SER:OG	2.26	0.42
19:AA:40:ILE:HG22	19:AA:67:VAL:HA	2.00	0.42
46:C5:8:LYS:HD3	46:C5:8:LYS:HA	1.28	0.42
44:E8:28:SER:OG	44:E8:31:GLU:HG2	2.19	0.42
45:F8:55:ASN:O	45:F8:79:ALA:HA	2.19	0.42
46:G8:42:VAL:CG2	46:G8:43:ASN:N	2.80	0.42
29:11:123:ALA:HA	29:11:124:PRO:HD2	1.77	0.42
2:12:136:VAL:HA	2:12:139:LYS:HD3	2.01	0.42
1:13:115:G:H4'	1:13:116:A:O5'	2.19	0.42
1:13:130:A:O2'	1:13:131:C:O5'	2.28	0.42
1:13:1320:C:C4	19:AI:36:ARG:HG3	2.54	0.42
1:13:1347:G:C5	9:8E:107:ARG:NH1	2.82	0.42
1:13:342:C:N4	1:13:343:U:O4	2.52	0.42
1:13:474:G:H2'	1:13:475:G:H8	1.84	0.42
1:13:692:U:O2'	1:13:694:A:N7	2.39	0.42
1:13:696:A:N1	1:13:797:C:O2'	2.44	0.42
26:14:1514:U:O2'	26:14:1515:C:H5'	2.19	0.42
26:14:1799:G:OP1	29:19:260:ARG:HD2	2.19	0.42
26:14:2104:G:C6	26:14:2105:C:N4	2.87	0.42
26:14:2784:C:O2	30:29:37:ARG:NH2	2.51	0.42
26:14:41:C:H2'	26:14:43:G:C8	2.54	0.42
26:14:636:G:N7	37:35:113:LYS:NZ	2.54	0.42
26:14:68:G:H2'	26:14:69:C:H6	1.84	0.42
2:1E:72:GLY:HA2	2:1E:165:VAL:HG11	2.01	0.42
2:1E:95:GLN:HB2	2:1E:96:ARG:HG3	2.00	0.42
1:1G:481:G:O2'	1:1G:483:C:N4	2.52	0.42
1:1G:652:U:H1'	1:1G:653:A:C2	2.53	0.42
26:1H:1012:U:H5	35:58:28:THR:HG21	1.84	0.42
26:1H:1026:U:H6	26:1H:1026:U:H2'	1.53	0.42
26:1H:1045:A:OP1	26:1H:1046:A:H3'	2.19	0.42
26:1H:1344:G:C2	26:1H:1385:G:C8	3.07	0.42
26:1H:1904:G:H2'	26:1H:1905:C:O5'	2.19	0.42
26:1H:2029:G:H2'	26:1H:2031:A:OP1	2.19	0.42
26:1H:562:U:C4	26:1H:2036:C:O4'	2.72	0.42

*Continued on next page...*

*Continued from previous page...*

Atom-1	Atom-2	Interatomic distance (Å)	Clash overlap (Å)
26:1H:2343:C:HO2'	26:1H:2373:G:HO2'	1.67	0.42
26:1H:2359:C:O2'	37:78:58:THR:HG21	2.19	0.42
30:21:23:VAL:CG2	30:21:183:LEU:HB3	2.50	0.42
30:21:93:VAL:HG21	30:21:180:ASN:HA	2.00	0.42
3:22:11:ARG:HH22	3:22:180:ALA:N	2.17	0.42
36:25:75:SER:OG	36:25:76:ALA:N	2.52	0.42
31:39:28:ILE:H	31:39:112:MET:HG2	1.84	0.42
4:3E:22:LYS:N	4:3E:25:ARG:HH21	2.17	0.42
32:41:114:ILE:HG21	32:41:114:ILE:HD13	1.70	0.42
32:41:60:LEU:HA	32:41:60:LEU:HD23	1.69	0.42
32:41:77:ILE:HD12	32:41:79:ASN:H	1.84	0.42
5:42:78:HIS:CD2	5:42:142:LEU:HD12	2.54	0.42
5:42:90:VAL:O	5:42:120:THR:HA	2.19	0.42
13:4A:37:THR:HG21	13:4A:56:LEU:HA	2.01	0.42
35:58:133:GLN:HG2	35:58:134:ARG:N	2.31	0.42
14:5A:46:GLU:O	14:5A:49:HIS:HB2	2.19	0.42
40:65:3:ARG:HG3	40:65:3:ARG:NH1	2.34	0.42
27:1J:116:G:C5'	40:65:55:ALA:HB2	2.49	0.42
7:6E:27:ILE:HD11	7:6E:40:ALA:CA	2.50	0.42
15:6I:71:GLN:N	15:6I:72:ARG:HH21	2.16	0.42
9:8E:6:GLY:O	9:8E:17:VAL:N	2.45	0.42
9:8E:86:VAL:HA	9:8E:92:TYR:CE2	2.54	0.42
40:A8:67:ARG:HB2	40:A8:67:ARG:NH1	2.34	0.42
19:AI:51:VAL:O	19:AI:58:VAL:N	2.40	0.42
41:B8:2:ASN:O	41:B8:6:LEU:N	2.50	0.42
20:BA:11:SER:HA	20:BA:13:LEU:HD23	2.01	0.42
20:BI:54:LYS:HA	20:BI:57:ARG:NH1	2.34	0.42
42:C8:66:ASN:HD22	42:C8:76:TYR:HB3	1.84	0.42
47:D5:10:ARG:HG3	47:D5:37:VAL:O	2.19	0.42
47:D5:40:ASP:OD1	47:D5:41:LEU:N	2.52	0.42
26:1H:1266:G:O5'	44:E8:15:ARG:NH2	2.52	0.42
48:I8:51:VAL:HG12	48:I8:81:VAL:HG23	2.01	0.42
54:P8:37:LYS:HG3	54:P8:37:LYS:O	2.19	0.42
2:12:52:GLU:OE1	2:12:53:ARG:HG3	2.18	0.42
1:13:1067:A:N1	1:13:1108:G:O2'	2.46	0.42
1:13:1210:C:H2'	1:13:1211:U:H5'	1.99	0.42
1:13:1234:C:H2'	1:13:1235:U:H6	1.83	0.42
1:13:1336:C:H4'	1:13:1337:G:O5'	2.19	0.42
1:13:1429:C:H2'	1:13:1430:C:C6	2.54	0.42
1:13:347:G:H2'	1:13:348:G:O4'	2.20	0.42
1:13:929:G:C6	1:13:930:C:C4	3.07	0.42

*Continued on next page...*



*Continued from previous page...*

Atom-1	Atom-2	Interatomic distance (Å)	Clash overlap (Å)
26:14:1331:A:O2'	26:14:1332:G:H8	2.02	0.42
26:14:1429:G:H2'	26:14:1430:C:C6	2.54	0.42
26:14:2356:C:C5	26:14:2357:U:C4	3.07	0.42
26:14:2772:C:H2'	26:14:2773:C:H6	1.82	0.42
26:14:2888:C:H2'	26:14:2889:C:H6	1.82	0.42
26:14:458:G:O2'	26:14:469:G:O6	2.25	0.42
29:19:34:VAL:O	29:19:35:LYS:HB3	2.20	0.42
2:1E:185:ILE:HD13	2:1E:186:ALA:N	2.34	0.42
1:1G:1128:C:H1'	1:1G:1146:A:H61	1.84	0.42
1:1G:1152:A:H2'	1:1G:1153:C:C6	2.53	0.42
1:1G:828:A:H5''	1:1G:859:A:C2	2.53	0.42
1:1G:974:A:OP1	14:5A:31:ARG:NH1	2.51	0.42
26:1H:1055:G:N2	26:1H:1103:A:C8	2.86	0.42
26:1H:1410:G:H2'	26:1H:1411:C:C6	2.54	0.42
26:1H:2402:C:H1'	26:1H:2403:C:C5	2.50	0.42
26:1H:327:G:H2'	26:1H:328:U:C6	2.53	0.42
26:1H:654(A):A:C2	26:1H:654(T):A:N1	2.87	0.42
3:22:150:LYS:HA	3:22:169:ALA:CB	2.48	0.42
36:25:59:LYS:HB3	36:25:87:ILE:HG22	2.00	0.42
30:29:13:ARG:HA	30:29:21:VAL:O	2.19	0.42
30:29:23:VAL:O	30:29:184:VAL:O	2.37	0.42
30:29:23:VAL:HA	30:29:184:VAL:O	2.19	0.42
30:29:54:GLN:HE21	30:29:55:ASN:HB2	1.84	0.42
11:2A:15:ALA:HB1	11:2A:78:GLN:HG3	2.01	0.42
3:2E:19:GLU:N	3:2E:21:ARG:HH21	2.17	0.42
23:2L:22:A:N6	23:2L:47:7MG:C4	2.87	0.42
4:32:88:VAL:HG23	4:32:91:SER:HB2	2.00	0.42
31:39:83:PHE:O	31:39:84:VAL:HB	2.18	0.42
4:3E:177:ASP:HB3	4:3E:182:LYS:HE3	2.01	0.42
24:3K:57:G:C2'	24:3K:58:A:H5'	2.48	0.42
24:3L:50:G:H2'	24:3L:51:C:C6	2.54	0.42
32:41:20:ILE:H	32:41:20:ILE:HG13	1.70	0.42
5:42:147:ASP:O	5:42:151:LEU:HD13	2.19	0.42
32:49:96:ARG:C	32:49:98:ARG:H	2.22	0.42
5:4E:34:VAL:O	5:4E:34:VAL:HG23	2.19	0.42
1:13:949:A:P	13:4I:102:ARG:NH1	2.92	0.42
33:51:24:VAL:HG23	33:51:37:VAL:HG11	2.00	0.42
33:59:152:ARG:HD3	33:59:153:LYS:HG3	2.00	0.42
10:1A:47:PHE:CZ	14:5A:37:PHE:CE1	3.08	0.42
40:65:61:ASN:CG	40:65:62:LYS:H	2.17	0.42
34:69:123:LEU:HA	34:69:142:VAL:HG11	2.02	0.42

*Continued on next page...*

*Continued from previous page...*

Atom-1	Atom-2	Interatomic distance (Å)	Clash overlap (Å)
15:6I:18:PHE:CE1	15:6I:21:ASP:HB2	2.53	0.42
8:72:51:VAL:CG2	8:72:60:ARG:HB2	2.49	0.42
1:13:625:G:H4'	16:7I:16:HIS:CG	2.54	0.42
42:85:92:ARG:HB2	43:95:11:GLN:OE1	2.19	0.42
38:88:58:PHE:HB3	38:88:59:ARG:HG3	2.01	0.42
1:13:277:C:P	17:8I:68:ARG:NH2	2.92	0.42
43:95:79:VAL:CG1	43:95:80:GLN:N	2.81	0.42
40:A8:65:VAL:O	40:A8:69:VAL:HG12	2.19	0.42
19:AI:42:PRO:O	19:AI:45:VAL:HG22	2.20	0.42
19:AI:50:ALA:HA	19:AI:58:VAL:O	2.19	0.42
20:BA:33:ILE:HG13	20:BA:63:ILE:HG13	2.00	0.42
20:BI:83:ARG:HD3	20:BI:86:ARG:CZ	2.49	0.42
44:E8:68:ARG:NE	44:E8:68:ARG:HA	2.34	0.42
49:F5:41:ARG:HB2	49:F5:43:TYR:CE1	2.54	0.42
50:G5:45:SER:O	50:G5:45:SER:OG	2.33	0.42
27:16:77:U:P	47:H8:19:ARG:HH22	2.42	0.42
53:N8:33:CYS:CB	53:N8:46:CYS:HG	2.31	0.42
29:11:75:ILE:HD13	29:11:99:ASP:OD2	2.19	0.42
2:12:115:LEU:O	2:12:119:GLU:HG3	2.20	0.42
1:13:1251:A:H1'	1:13:1369:C:O2'	2.18	0.42
1:13:342:C:C2'	1:13:343:U:H5'	2.48	0.42
1:13:977:A:O2'	1:13:981:U:N3	2.46	0.42
26:14:1479:G:O2'	26:14:1558:A:H5'	2.19	0.42
26:14:194:G:H2'	26:14:195:A:O4'	2.19	0.42
26:14:2056:G:N3	26:14:2056:G:H2'	2.33	0.42
26:14:571:A:N6	26:14:2499:C:O3'	2.51	0.42
26:14:2731:G:C6	26:14:2732:G:O6	2.73	0.42
26:14:2844:G:N2	26:14:2874:C:C2	2.87	0.42
26:14:995:C:N4	35:15:2:LYS:HG2	2.33	0.42
26:14:996:A:N3	26:14:997:G:C8	2.88	0.42
1:1G:313:A:H2'	1:1G:314:C:C6	2.54	0.42
26:1H:1231:G:H2'	26:1H:1232:G:H8	1.85	0.42
26:1H:1263:U:O2'	53:N8:11:THR:HG23	2.20	0.42
26:1H:1441:G:H2'	26:1H:1442:G:H8	1.84	0.42
26:1H:1479:G:O6	26:1H:1510:A:N6	2.52	0.42
26:1H:1535:U:H5''	26:1H:1537:C:N4	2.34	0.42
26:1H:2443:C:O2'	26:1H:2444:G:H5'	2.19	0.42
26:1H:654(B):C:H2'	26:1H:654(C):G:C8	2.53	0.42
26:1H:654(D):G:N2	26:1H:654(Q):C:O2	2.52	0.42
56:1L:9:A:H8	56:1L:45:G:C6	2.37	0.42
30:21:15:PHE:HA	30:21:19:ARG:O	2.18	0.42

*Continued on next page...*

*Continued from previous page...*

Atom-1	Atom-2	Interatomic distance (Å)	Clash overlap (Å)
36:25:107:ARG:CZ	41:75:36:GLU:HG3	2.49	0.42
36:25:17:ARG:HD3	36:25:17:ARG:HA	1.72	0.42
36:25:64:ARG:NH1	36:25:81:ASP:OD1	2.51	0.42
30:29:52:LEU:HD21	30:29:76:ARG:N	2.33	0.42
4:3E:175:SER:O	4:3E:176:LEU:HB2	2.20	0.42
4:3E:22:LYS:HB2	4:3E:25:ARG:NH2	2.34	0.42
4:3E:9:CYS:O	4:3E:13:ARG:HG3	2.20	0.42
24:3L:25:C:H2'	24:3L:26:A:O4'	2.19	0.42
5:42:8:GLU:CB	5:42:34:VAL:HG12	2.49	0.42
32:49:175:LEU:HA	32:49:175:LEU:HD13	1.86	0.42
13:4I:54:VAL:HA	13:4I:57:ARG:HB3	2.01	0.42
33:51:42:ARG:HD2	33:51:42:ARG:H	1.84	0.42
6:52:60:PHE:C	6:52:61:LEU:HD12	2.40	0.42
33:59:117:PRO:HB3	33:59:121:ILE:HG22	2.01	0.42
14:5A:24:CYS:HB3	14:5A:29:ARG:NH2	2.29	0.42
14:5A:43:CYS:HA	14:5A:46:GLU:OE2	2.20	0.42
7:6E:50:ILE:O	7:6E:54:THR:HG23	2.19	0.42
1:13:600:C:OP1	8:7E:97:VAL:HG22	2.20	0.42
9:8E:75:ASP:O	9:8E:78:LYS:HB2	2.20	0.42
43:95:5:VAL:O	43:95:11:GLN:HA	2.20	0.42
19:AA:20:LEU:HG	19:AA:21:GLU:OE1	2.19	0.42
46:C5:52:SER:CB	46:C5:56:PRO:HA	2.50	0.42
47:D5:72:ARG:HD2	47:D5:72:ARG:HA	1.23	0.42
49:F5:91:LYS:O	49:F5:92:LYS:C	2.58	0.42
52:I5:61:ARG:HA	52:I5:61:ARG:NE	2.35	0.42
53:J5:55:ARG:HH21	53:J5:57:VAL:HG22	1.84	0.42
50:K8:4:SER:CB	50:K8:7:ARG:H	2.31	0.42
52:M8:34:GLU:H	52:M8:34:GLU:HG3	1.44	0.42
26:1H:1569:A:O2'	29:11:37:LEU:HD13	2.19	0.42
2:12:201:ILE:H	2:12:201:ILE:HG12	1.50	0.42
1:13:1170:A:H8	1:13:1170:A:O5'	2.01	0.42
1:13:255:G:H3'	1:13:256:U:H6	1.84	0.42
1:13:693:G:H2'	1:13:694:A:C8	2.54	0.42
1:13:720:C:H2'	1:13:721:G:C8	2.54	0.42
1:13:724:G:N3	1:13:725:G:C8	2.87	0.42
1:13:827:U:C5	1:13:870:U:C4	3.07	0.42
26:14:1332:G:H8	26:14:1332:G:H2'	1.70	0.42
26:14:2348:U:O4	26:14:2382:G:N1	2.53	0.42
26:14:249:C:H4'	26:14:250:G:O5'	2.20	0.42
26:14:2766:G:N3	26:14:2766:G:H2'	2.34	0.42
26:14:271(B):G:O2'	26:14:421:U:OP2	2.28	0.42

*Continued on next page...*

*Continued from previous page...*

Atom-1	Atom-2	Interatomic distance (Å)	Clash overlap (Å)
26:14:597:U:H2'	26:14:598:G:C8	2.54	0.42
26:14:839:U:H2'	26:14:840:C:C6	2.55	0.42
26:14:870:A:H5''	38:45:6:ARG:HB2	2.01	0.42
29:19:25:THR:O	29:19:27:THR:N	2.52	0.42
2:1E:21:ARG:C	2:1E:23:ARG:H	2.22	0.42
2:1E:60:ASP:HB3	2:1E:64:ARG:NH2	2.34	0.42
1:1G:1059:C:OP2	3:22:199:LYS:NZ	2.49	0.42
1:1G:1128:C:H5''	9:82:16:ARG:HH22	1.84	0.42
1:1G:176:C:OP1	20:BA:29:LYS:HE2	2.19	0.42
1:1G:544:G:C6	1:1G:545:C:C4	3.07	0.42
1:1G:983:A:H5''	1:1G:984:C:OP2	2.20	0.42
26:1H:1300:U:H3'	61:1H:3765:HOH:O	2.20	0.42
26:1H:1323:U:H2'	26:1H:1324:G:H5'	2.02	0.42
26:1H:1376:C:H2'	26:1H:1377:G:O4'	2.20	0.42
26:1H:2436:G:C6	26:1H:2437:U:C4	3.07	0.42
26:1H:2607:G:H2'	26:1H:2608:G:O4'	2.19	0.42
26:1H:2639:A:H2'	26:1H:2640:G:O4'	2.20	0.42
26:1H:2851:A:H8	26:1H:2851:A:O5'	2.03	0.42
26:1H:654(O):G:H8	26:1H:654(P):G:H1'	1.84	0.42
26:1H:990:A:H2	43:D8:76:LYS:HZ1	1.67	0.42
27:1J:104:A:H2'	27:1J:105:G:O4'	2.20	0.42
27:1J:4:C:H42	27:1J:116:G:H1	1.67	0.42
3:22:168:ALA:O	3:22:169:ALA:HB2	2.20	0.42
26:14:2787:C:O2'	30:29:61:ARG:O	2.30	0.42
11:2A:46:GLY:HA2	11:2A:50:TYR:O	2.19	0.42
11:2I:46:GLY:HA2	11:2I:50:TYR:O	2.19	0.42
31:31:6:VAL:HG22	31:31:119:ARG:CZ	2.50	0.42
4:32:25:ARG:HH12	4:32:28:SER:C	2.22	0.42
31:39:11:VAL:HG22	31:39:12:LEU:H	1.84	0.42
31:39:135:LYS:HE3	31:39:135:LYS:HB3	1.66	0.42
26:14:321:G:OP1	31:39:135:LYS:NZ	2.52	0.42
12:3A:100:ILE:HG22	12:3A:101:VAL:N	2.34	0.42
12:3A:47:LYS:HB3	12:3A:48:PRO:HD2	2.01	0.42
24:3L:9:A:H5'	24:3L:11:C:H41	1.84	0.42
32:49:115:ARG:HH22	32:49:136:ARG:NH1	2.17	0.42
13:4I:67:GLU:O	13:4I:71:ARG:HG3	2.19	0.42
33:51:9:ILE:HD12	33:51:9:ILE:N	2.35	0.42
6:52:67:MET:HB2	6:52:68:PRO:HD2	2.00	0.42
10:1A:50:ILE:N	14:5A:41:ARG:NH2	2.68	0.42
6:5E:62:TRP:C	6:5E:63:TYR:CD1	2.93	0.42
34:61:27:ARG:HD2	49:J8:71:TYR:CE1	2.54	0.42

*Continued on next page...*

*Continued from previous page...*

Atom-1	Atom-2	Interatomic distance (Å)	Clash overlap (Å)
1:1G:1239:A:H2'	7:62:114:ARG:HH22	1.85	0.42
7:62:3:ARG:HB3	7:62:4:ARG:CZ	2.50	0.42
40:65:80:LEU:HD12	40:65:80:LEU:HA	1.77	0.42
15:6I:21:ASP:OD2	15:6I:24:SER:OG	2.29	0.42
28:71:46:LYS:H	28:71:46:LYS:NZ	2.17	0.42
8:72:26:VAL:HG23	8:72:27:PRO:O	2.20	0.42
41:75:115:ARG:HG2	41:75:115:ARG:H	1.61	0.42
37:78:144:GLU:HA	37:78:145:PRO:HD3	1.90	0.42
37:78:52:GLU:HB3	37:78:55:ARG:HD2	2.02	0.42
1:13:590:C:H5''	8:7E:30:ARG:NH1	2.34	0.42
1:13:375:U:H4'	16:7I:6:LEU:CD2	2.49	0.42
9:82:79:LEU:HA	9:82:79:LEU:HD12	1.82	0.42
1:13:255:G:H4'	17:8I:17:LYS:CE	2.49	0.42
17:8I:78:GLU:O	17:8I:78:GLU:HG2	2.20	0.42
19:AI:78:ARG:HD3	19:AI:79:THR:O	2.20	0.42
26:1H:2845:G:H5''	41:B8:54:ARG:O	2.19	0.42
46:C5:40:GLU:HG3	46:C5:64:GLU:OE1	2.19	0.42
46:C5:88:LYS:HZ3	46:C5:90:LEU:N	2.16	0.42
48:E5:31:VAL:HG13	48:E5:32:ARG:H	1.85	0.42
55:M5:31:HIS:O	55:M5:32:LEU:HB2	2.20	0.42
1:13:1353:G:OP1	21:1F:10:ARG:NH1	2.37	0.42
1:13:406:G:H2'	1:13:407:G:H8	1.84	0.42
1:13:66:G:O4'	1:13:173:U:C4	2.73	0.42
1:13:780:A:OP1	11:2I:122:LYS:NZ	2.51	0.42
26:14:1030:G:OP2	38:45:128:LYS:HG2	2.19	0.42
26:14:1367:A:H5''	26:14:1368:G:OP2	2.20	0.42
26:14:1771:C:HO2'	26:14:1786:A:C1'	2.31	0.42
26:14:2158:A:H1'	26:14:2159:G:C8	2.54	0.42
26:14:2210:G:H2'	26:14:2211:G:N7	2.35	0.42
26:14:1787:A:O4'	26:14:2589:A:H4'	2.19	0.42
26:14:2677:G:H2'	26:14:2678:C:C6	2.54	0.42
26:14:270(N):G:H2'	26:14:270(O):U:H5'	2.01	0.42
26:14:642:G:H21	26:14:646:A:H2	1.67	0.42
26:14:868:U:C2	26:14:869:G:C8	3.08	0.42
27:16:74:U:H2'	27:16:75:G:O4'	2.19	0.42
27:16:89:G:C6	27:16:89(A):A:C6	3.07	0.42
29:19:70:TRP:HZ3	29:19:146:GLU:OE1	2.02	0.42
2:1E:87:ARG:NH2	2:1E:232:PRO:HG3	2.19	0.42
1:1G:1145:C:H5''	1:1G:1146:A:OP1	2.19	0.42
1:1G:1203:C:H2'	1:1G:1204:A:H8	1.84	0.42
1:1G:1347:G:N2	1:1G:1374:A:OP2	2.39	0.42

*Continued on next page...*

*Continued from previous page...*

Atom-1	Atom-2	Interatomic distance (Å)	Clash overlap (Å)
1:1G:271:C:H2'	1:1G:272:C:C6	2.55	0.42
1:1G:4:U:O4	8:72:105:ARG:HD3	2.19	0.42
1:1G:5:U:H6	1:1G:5:U:H5'	1.85	0.42
1:1G:779:C:H2'	1:1G:780:A:O4'	2.20	0.42
26:1H:1709:U:H2'	26:1H:1710:C:C6	2.54	0.42
26:1H:1827:C:C2'	26:1H:1828:G:H5'	2.49	0.42
26:1H:40:C:H2'	26:1H:41:C:O4'	2.20	0.42
26:1H:500:G:N2	26:1H:502:A:H3'	2.34	0.42
26:1H:604:G:C6	26:1H:625:G:C2	3.08	0.42
30:21:59:VAL:HG23	30:21:60:ASN:OD1	2.20	0.42
36:25:71:ARG:HH21	36:25:105:GLU:CD	2.21	0.42
30:29:170:LEU:HA	30:29:185:LYS:HZ1	1.84	0.42
30:29:68:ALA:C	30:29:70:ALA:N	2.70	0.42
3:2E:26:LYS:H	3:2E:26:LYS:HG3	1.55	0.42
3:2E:44:GLU:O	3:2E:48:TYR:HB2	2.20	0.42
31:31:150:GLY:HA2	31:31:172:TRP:CD2	2.55	0.42
4:32:61:LYS:NZ	4:32:72:GLU:OE2	2.46	0.42
37:35:123:LEU:HA	37:35:123:LEU:HD22	1.82	0.42
12:3A:100:ILE:HG22	12:3A:101:VAL:H	1.83	0.42
4:3E:13:ARG:HB3	4:3E:38:TYR:O	2.19	0.42
24:3K:76:A:H8	26:1H:2394:C:N4	2.09	0.42
32:41:7:LEU:HD13	32:41:104:GLU:HA	2.01	0.42
32:49:11:TYR:HA	32:49:15:VAL:CG1	2.50	0.42
13:4I:74:VAL:O	13:4I:78:ILE:HG13	2.19	0.42
34:61:75:LEU:HD11	34:61:105:HIS:CG	2.54	0.42
34:61:10:GLU:O	34:61:11:ASN:HB2	2.20	0.42
26:14:2334:G:O3'	40:65:13:ARG:NE	2.53	0.42
40:65:64:GLU:OE2	40:65:65:VAL:N	2.52	0.42
36:68:108:GLU:H	36:68:108:GLU:HG3	1.67	0.42
15:6A:38:ARG:HB3	15:6A:38:ARG:HE	1.65	0.42
28:71:171:ILE:HD13	28:71:171:ILE:HA	1.77	0.42
37:78:6:LEU:HA	37:78:6:LEU:HD12	1.65	0.42
28:79:7:TYR:O	28:79:7:TYR:CG	2.72	0.42
17:8A:45:HIS:CD2	17:8A:47:PRO:HD3	2.54	0.42
9:8E:4:TYR:CE2	9:8E:88:TYR:HB2	2.55	0.42
18:9I:38:GLU:O	18:9I:42:ARG:NH2	2.52	0.42
40:A8:106:ARG:HA	40:A8:110:LEU:H	1.85	0.42
45:B5:1:MET:HA	45:B5:2:LYS:HA	1.70	0.42
46:C5:35:TYR:CD2	46:C5:69:ALA:HB3	2.54	0.42
46:G8:35:TYR:CD2	46:G8:69:ALA:HB3	2.55	0.42
47:H8:130:PRO:HA	47:H8:133:ILE:HD11	2.00	0.42

*Continued on next page...*

*Continued from previous page...*

Atom-1	Atom-2	Interatomic distance (Å)	Clash overlap (Å)
53:J5:37:LYS:HD2	53:J5:37:LYS:HA	1.79	0.42
52:M8:24:THR:HB	52:M8:25:TYR:H	1.54	0.42
1:13:1098:C:C2	1:13:1099:G:C8	3.07	0.42
1:13:1154:G:C4	1:13:1155:G:C8	3.07	0.42
1:13:1442:G:H1	1:13:1461:G:H21	1.68	0.42
1:13:193:C:O2'	1:13:194:C:H5'	2.20	0.42
1:13:427:U:H3'	1:13:428:G:H2'	2.01	0.42
1:13:562:C:C4	12:3I:16:GLU:OE2	2.73	0.42
1:13:575:G:H4'	1:13:576:G:O5'	2.20	0.42
1:13:621:A:H2'	1:13:622:A:O4'	2.19	0.42
1:13:747:C:OP2	1:13:748:C:N4	2.52	0.42
1:13:946:A:H2'	1:13:947:G:C8	2.55	0.42
26:14:1021:A:H3'	26:14:1021:A:C8	2.54	0.42
26:14:1616:A:H8	61:14:4295:HOH:O	2.02	0.42
26:14:2343:C:O2'	26:14:2373:G:O2'	2.32	0.42
26:14:2443:C:O2'	26:14:2444:G:H5'	2.20	0.42
26:14:2448:A:OP1	61:14:3656:HOH:O	2.22	0.42
26:14:2854:G:C2	26:14:2864:G:C2	3.07	0.42
26:14:720:C:H2'	26:14:721:C:H6	1.82	0.42
26:14:873:G:C2	26:14:905:U:O2	2.73	0.42
26:14:820:A:N3	26:14:943:U:H4'	2.35	0.42
35:15:133:GLN:HB2	35:15:134:ARG:H	1.74	0.42
27:16:3:C:H2'	27:16:4:C:H6	1.85	0.42
2:1E:213:LEU:HD23	2:1E:213:LEU:H	1.85	0.42
1:1G:1023:G:H5''	1:1G:1024:G:H21	1.85	0.42
1:1G:109:A:H5'	1:1G:110:C:C5	2.55	0.42
1:1G:1157:A:O4'	1:1G:1158:C:C6	2.73	0.42
1:1G:1176:A:C2'	1:1G:1177:G:H5'	2.49	0.42
1:1G:1181:G:N1	1:1G:1182:G:H1'	2.35	0.42
1:1G:222:U:H2'	1:1G:223:U:C6	2.55	0.42
1:1G:944:G:OP1	61:1G:1856:HOH:O	2.22	0.42
26:1H:1181:C:O2'	26:1H:1182:A:H5'	2.19	0.42
26:1H:1321:A:H2'	26:1H:1322:A:O4'	2.19	0.42
26:1H:1541:U:H2'	26:1H:1542:G:O4'	2.19	0.42
26:1H:1983:C:C2'	26:1H:1984:G:H5'	2.50	0.42
26:1H:2619:C:H4'	30:21:151:TYR:O	2.20	0.42
26:1H:620:G:H4'	26:1H:621:A:C5'	2.28	0.42
27:1J:59:A:H2'	27:1J:60:C:O4'	2.19	0.42
11:2I:107:SER:C	11:2I:108:ILE:HG12	2.39	0.42
4:32:13:ARG:HG2	4:32:13:ARG:H	1.50	0.42
12:3A:27:LEU:HD13	12:3A:60:LEU:CG	2.49	0.42

*Continued on next page...*

*Continued from previous page...*

Atom-1	Atom-2	Interatomic distance (Å)	Clash overlap (Å)
4:3E:153:ARG:O	4:3E:158:ILE:HD11	2.19	0.42
12:3I:76:ASN:ND2	12:3I:106:ASP:O	2.52	0.42
24:3K:72:C:C2'	24:3K:73:A:H5''	2.46	0.42
1:1G:1080:A:C4'	5:42:16:THR:HG21	2.49	0.42
13:4A:69:GLU:OE2	13:4A:70:LEU:N	2.46	0.42
13:4A:81:LEU:HD12	13:4A:81:LEU:HA	1.78	0.42
5:4E:78:HIS:NE2	5:4E:142:LEU:HD12	2.35	0.42
6:52:44:GLY:HA2	6:52:59:TYR:CZ	2.54	0.42
35:58:33:LEU:HD23	35:58:38:HIS:CE1	2.54	0.42
35:58:95:PRO:O	35:58:96:GLU:CD	2.58	0.42
33:59:123:PHE:CD2	33:59:131:VAL:HG23	2.55	0.42
33:59:141:VAL:HG23	33:59:142:GLY:N	2.33	0.42
33:59:80:SER:HB2	33:59:81:GLU:OE2	2.20	0.42
34:61:12:LEU:HG	34:61:19:VAL:HG11	2.00	0.42
34:69:101:LEU:HD23	34:69:101:LEU:H	1.85	0.42
34:69:74:ASN:CG	34:69:75:LEU:N	2.70	0.42
7:6E:71:PRO:HA	7:6E:138:LYS:HZ1	1.85	0.42
36:25:107:ARG:NE	41:75:36:GLU:HG3	2.35	0.42
37:78:113:LYS:HA	37:78:129:ALA:O	2.20	0.42
1:13:392:G:H5'	16:7I:12:LYS:HZ3	1.84	0.42
38:88:37:LEU:HD23	38:88:37:LEU:HA	1.68	0.42
17:8A:6:LEU:HD22	17:8A:23:VAL:HG11	2.02	0.42
17:8I:20:THR:HG22	17:8I:43:LEU:CD2	2.49	0.42
43:95:81:TYR:C	43:95:82:ARG:HD2	2.40	0.42
41:B8:84:GLN:HG2	41:B8:85:LYS:HG2	2.01	0.42
47:D5:124:ILE:HD12	47:D5:125:LEU:H	1.84	0.42
26:1H:747:U:C4'	44:E8:92:ARG:NH2	2.81	0.42
49:F5:84:GLY:CA	49:F5:85:LEU:HB3	2.48	0.42
47:H8:127:LYS:NZ	47:H8:127:LYS:HB2	2.34	0.42
52:I5:32:TYR:HB3	52:I5:33:VAL:H	1.69	0.42
50:K8:2:LYS:HG2	50:K8:5:GLU:OE1	2.19	0.42
45:F8:5:TYR:O	50:K8:36:ARG:NH2	2.52	0.42
2:12:158:LEU:HD22	2:12:182:ILE:HD11	2.02	0.42
1:13:277:C:H2'	1:13:278:G:H8	1.84	0.42
1:13:322:C:H5	1:13:328:C:C6	2.38	0.42
1:13:660:G:C2	1:13:746:A:C2	3.08	0.42
26:14:1183:G:H8	26:14:1183:G:OP2	2.02	0.42
26:14:1198:U:O2	26:14:1249:U:H1'	2.20	0.42
26:14:1436:G:H1'	26:14:1477:A:O2'	2.19	0.42
26:14:747:U:O2	26:14:2014:A:H1'	2.20	0.42
26:14:2119:A:C6	26:14:2171:A:H2	2.38	0.42

*Continued on next page...*



*Continued from previous page...*

Atom-1	Atom-2	Interatomic distance (Å)	Clash overlap (Å)
26:14:289:A:H3'	26:14:290:G:C8	2.54	0.42
26:14:311:A:C6	26:14:328:U:C4	3.08	0.42
26:14:531:C:OP1	26:14:561:G:N1	2.47	0.42
26:14:686:G:N2	26:14:788:A:H61	2.17	0.42
26:14:740:U:H2'	26:14:741:G:C8	2.55	0.42
27:16:15:A:C5'	27:16:16:G:H8	2.33	0.42
29:19:68:LYS:HD3	29:19:70:TRP:CZ2	2.55	0.42
10:1A:70:ARG:NH2	10:1A:95:GLU:HB3	2.34	0.42
1:1G:1349:A:O3'	9:82:121:ARG:NH2	2.53	0.42
1:1G:164:U:H2'	1:1G:165:C:C6	2.55	0.42
1:1G:567:G:C2	1:1G:568:G:H1'	2.55	0.42
1:1G:668:G:O4'	15:6A:49:ASP:HB2	2.19	0.42
26:1H:1225:C:O2'	43:D8:85:LYS:HA	2.20	0.42
26:1H:1412:A:H2'	26:1H:1413:G:H8	1.84	0.42
26:1H:1500:G:H5''	26:1H:1501:C:OP2	2.20	0.42
26:1H:1683:C:H2'	26:1H:1684:C:C6	2.55	0.42
26:1H:1684:C:C2	26:1H:1705:G:N2	2.88	0.42
26:1H:202:U:H2'	26:1H:203:C:O4'	2.19	0.42
26:1H:2426:A:H4'	26:1H:2427:C:OP2	2.20	0.42
26:1H:919:G:H5'	27:16:81:G:H1'	2.02	0.42
10:1I:46:ARG:HA	10:1I:64:GLU:OE1	2.18	0.42
56:1L:26:A:H61	56:1L:44:G:H1	1.67	0.42
56:1L:74:C:H3'	56:1L:75:C:C6	2.55	0.42
30:21:101:ARG:C	30:21:201:THR:OG1	2.58	0.42
30:21:72:VAL:HG13	30:21:73:GLU:CA	2.50	0.42
30:21:81:ILE:HG22	30:21:81:ILE:O	2.19	0.42
3:22:152:ILE:CG1	3:22:199:LYS:HB2	2.49	0.42
30:29:70:ALA:C	30:29:72:VAL:N	2.72	0.42
11:2A:78:GLN:O	11:2A:103:LEU:HD22	2.19	0.42
26:1H:321:G:O3'	31:31:168:ARG:NH2	2.50	0.42
31:39:124:LEU:HA	31:39:124:LEU:HD22	1.73	0.42
12:3A:26:ALA:HA	12:3A:98:TYR:CE2	2.49	0.42
4:3E:173:TRP:CD1	4:3E:174:LEU:HD22	2.55	0.42
4:3E:186:LEU:HD13	4:3E:186:LEU:HA	1.85	0.42
24:3K:27:C:H42	24:3K:43:G:H1	1.67	0.42
32:49:97:ASP:H	32:49:100:TRP:HD1	1.67	0.42
32:49:50:ALA:HA	32:49:53:LEU:HD22	2.01	0.42
40:65:30:ARG:HB3	40:65:30:ARG:HE	1.45	0.42
28:71:64:LEU:HD21	28:71:188:ASN:ND2	2.32	0.42
1:1G:345:C:O3'	41:75:41:ARG:NH2	2.52	0.42
19:AI:22:LEU:HD23	19:AI:22:LEU:HA	1.69	0.42

*Continued on next page...*

*Continued from previous page...*

Atom-1	Atom-2	Interatomic distance (Å)	Clash overlap (Å)
1:1G:192:U:O4'	20:BA:103:GLY:HA2	2.18	0.42
20:BI:104:LEU:HD23	20:BI:105:SER:H	1.84	0.42
20:BI:26:ASN:HB2	20:BI:71:THR:CG2	2.43	0.42
46:C5:28:LYS:HE2	46:C5:38:ILE:HD11	2.01	0.42
43:D8:61:VAL:O	43:D8:61:VAL:HG23	2.20	0.42
47:H8:156:LYS:HB2	47:H8:156:LYS:NZ	2.33	0.42
47:H8:10:ARG:NH2	47:H8:36:LYS:HE2	2.35	0.42
47:H8:59:LEU:HD23	47:H8:59:LEU:HA	1.78	0.42
52:I5:33:VAL:HG22	52:I5:36:CYS:HA	2.02	0.42
48:I8:49:LYS:O	48:I8:50:ASN:HB2	2.19	0.42
29:11:34:VAL:O	29:11:64:ILE:HG13	2.20	0.42
1:13:1022:G:H2'	1:13:1023:G:C8	2.55	0.42
1:13:1070:U:H2'	1:13:1071:C:H6	1.83	0.42
1:13:1014:A:C2	1:13:1219:U:H1'	2.55	0.42
1:13:1454:G:H2'	1:13:1455:G:C8	2.55	0.42
1:13:155:C:C4	1:13:156:G:N7	2.88	0.42
1:13:68:G:N2	1:13:69:G:H1'	2.35	0.42
26:14:1820:U:H4'	26:14:1821:A:OP2	2.20	0.42
26:14:2125:G:H21	26:14:2173:A:H62	1.67	0.42
26:14:2537:U:H2'	26:14:2538:C:H6	1.81	0.42
26:14:2582:G:C2	26:14:2583:G:C8	3.08	0.42
26:14:265:A:H1'	26:14:266:G:O4'	2.20	0.42
35:15:15:LEU:O	35:15:136:GLU:HA	2.20	0.42
29:19:106:ILE:O	29:19:108:PRO:HD3	2.20	0.42
29:19:35:LYS:HA	29:19:64:ILE:HG22	2.02	0.42
2:1E:132:LYS:O	2:1E:135:GLN:HG2	2.20	0.42
2:1E:208:ILE:H	2:1E:208:ILE:HG13	1.59	0.42
1:1G:1135:U:O2'	1:1G:1138:G:O6	2.36	0.42
1:1G:1157:A:H61	1:1G:1177:G:H1	1.66	0.42
1:1G:186(B):C:OP1	20:BA:86:ARG:NH1	2.53	0.42
1:1G:730:G:O6	15:6A:51:HIS:NE2	2.50	0.42
26:1H:2210:G:H3'	26:1H:2211:G:C5	2.55	0.42
26:1H:2309:A:C6	26:1H:2310:A:N7	2.88	0.42
26:1H:241:A:H5''	61:1H:4521:HOH:O	2.20	0.42
26:1H:272:G:H2'	26:1H:273:G:O4'	2.20	0.42
26:1H:2792:G:C6	26:1H:2805:G:N1	2.88	0.42
26:1H:287:C:H2'	26:1H:288:C:C6	2.55	0.42
26:1H:579:G:H2'	26:1H:580:C:C6	2.55	0.42
26:1H:880:G:N2	26:1H:897:C:N3	2.68	0.42
26:1H:942:G:H5'	61:1H:3629:HOH:O	2.20	0.42
56:1L:49:G:H2'	56:1L:50:G:H8	1.84	0.42

*Continued on next page...*

*Continued from previous page...*

Atom-1	Atom-2	Interatomic distance (Å)	Clash overlap (Å)
30:21:181:LEU:HA	30:21:181:LEU:HD23	1.85	0.42
30:21:70:ALA:N	30:21:71:GLY:HA3	2.35	0.42
3:22:124:ILE:HD12	3:22:127:ARG:HA	2.02	0.42
3:22:39:ILE:HG13	3:22:40:ARG:N	2.35	0.42
3:2E:8:ILE:HG13	3:2E:9:GLY:H	1.83	0.42
37:35:124:LYS:HD2	37:35:143:GLY:O	2.20	0.42
37:35:29:LYS:HG2	37:35:30:THR:N	2.35	0.42
37:35:97:PRO:C	37:35:99:LEU:N	2.73	0.42
12:3I:60:LEU:HB3	12:3I:64:TYR:HB2	2.02	0.42
24:3K:63:G:N2	24:3K:64:U:H1'	2.35	0.42
32:41:46:ALA:HB1	32:41:49:ASP:O	2.20	0.42
32:41:61:ALA:HA	32:41:66:GLN:O	2.19	0.42
32:49:106:LEU:O	32:49:110:ALA:HB3	2.20	0.42
32:49:147:ASP:N	32:49:147:ASP:OD1	2.53	0.42
32:49:19:LEU:HD21	32:49:172:LEU:HB2	2.00	0.42
13:4A:13:LYS:HG3	13:4A:14:ARG:H	1.82	0.42
5:4E:147:ASP:N	5:4E:147:ASP:OD1	2.53	0.42
13:4I:20:THR:HG22	13:4I:27:LYS:H	1.85	0.42
25:4L:24:A:H2'	25:4L:25:A:C2	2.55	0.42
33:51:6:ARG:HG3	33:51:65:HIS:CE1	2.54	0.42
6:5E:80:ARG:NH1	6:5E:88:VAL:O	2.50	0.42
36:68:75:SER:OG	41:B8:74:ARG:NH1	2.51	0.42
36:68:77:ILE:HA	36:68:77:ILE:HD12	1.82	0.42
15:6A:62:GLN:O	15:6A:65:ARG:N	2.53	0.42
7:6E:15:ASP:O	7:6E:19:GLY:HA2	2.19	0.42
28:71:10:LEU:HD21	28:71:34:THR:HG23	2.02	0.42
28:71:185:LEU:HD12	28:71:189:ILE:HD12	2.02	0.42
36:25:104:ARG:HD3	41:75:36:GLU:HB2	2.00	0.42
9:82:117:HIS:HB2	9:82:121:ARG:HB3	2.02	0.42
38:88:5:ARG:O	38:88:6:ARG:NH1	2.53	0.42
45:F8:64:LYS:HE3	45:F8:73:ARG:NH2	2.34	0.42
50:K8:47:ASN:C	50:K8:49:LYS:N	2.73	0.42
1:13:1036:G:H5'	1:13:1037:C:OP2	2.20	0.42
1:13:1194:U:H2'	1:13:1195:C:C6	2.55	0.42
1:13:256:U:H2'	1:13:257:G:H8	1.84	0.42
1:13:384:G:H2'	1:13:385:C:C6	2.54	0.42
1:13:452:A:H2'	1:13:453:A:C8	2.55	0.42
1:13:725:G:C4	1:13:726:C:C5	3.07	0.42
1:13:951:G:HO2'	1:13:972:C:H5	1.68	0.42
1:13:981:U:H5	1:13:982:U:HO2'	1.65	0.42
26:14:1515:C:H2'	26:14:1516:U:C6	2.55	0.42

*Continued on next page...*

*Continued from previous page...*

Atom-1	Atom-2	Interatomic distance (Å)	Clash overlap (Å)
26:14:1532:C:H42	26:14:1539:G:H1	1.67	0.42
26:14:1657:C:H2'	26:14:1658:C:H6	1.85	0.42
26:14:2448:A:N6	61:14:3791:HOH:O	2.50	0.42
26:14:278:A:OP2	26:14:278:A:H2'	2.20	0.42
26:14:2846:G:H2'	26:14:2847:U:O4'	2.19	0.42
26:14:2888:C:H2'	26:14:2889:C:C6	2.55	0.42
26:14:36:G:O6	61:14:3655:HOH:O	2.22	0.42
26:14:439:G:H2'	26:14:440:G:C8	2.54	0.42
26:14:828:U:C5	26:14:829:A:N6	2.88	0.42
26:14:962:G:H2'	26:14:963:U:H6	1.85	0.42
35:15:90:MET:SD	35:15:97:ARG:HD2	2.60	0.42
27:16:70:C:H2'	27:16:71:C:H6	1.85	0.42
10:1A:47:PHE:CZ	14:5A:37:PHE:HE1	2.38	0.42
10:1A:49:VAL:HG22	10:1A:61:GLU:O	2.19	0.42
2:1E:102:LEU:HB3	2:1E:180:LEU:HD23	2.02	0.42
2:1E:217:ARG:HG3	2:1E:220:ASP:OD2	2.20	0.42
1:1G:1081:G:OP1	5:42:18:ARG:CZ	2.67	0.42
1:1G:1342:C:O2'	9:82:124:GLN:HA	2.19	0.42
1:1G:407:G:H2'	1:1G:408:A:H8	1.84	0.42
1:1G:458:C:H2'	1:1G:464:G:C8	2.54	0.42
1:1G:539:A:H2'	1:1G:540:G:C8	2.55	0.42
1:1G:652:U:O4	1:1G:752:G:H1'	2.19	0.42
1:1G:9:G:OP2	5:42:121:LYS:HD2	2.20	0.42
26:1H:1973:G:H2'	26:1H:1974:C:C6	2.54	0.42
26:1H:2074:U:H2'	26:1H:2075:U:C6	2.55	0.42
26:1H:2564:A:C2	26:1H:2647:U:H4'	2.55	0.42
26:1H:2587:A:N6	26:1H:2608:G:O2'	2.50	0.42
26:1H:2653:U:H2'	26:1H:2654:A:C8	2.55	0.42
26:1H:2887:U:H2'	26:1H:2888:C:H6	1.85	0.42
26:1H:654(D):G:H2'	26:1H:654(D):G:N3	2.34	0.42
26:1H:941:A:H4'	61:1H:4233:HOH:O	2.19	0.42
3:2E:140:ARG:O	3:2E:144:SER:HB3	2.19	0.42
11:2I:72:ALA:HB1	11:2I:77:MET:HE3	2.01	0.42
37:35:85:LEU:O	37:35:88:LEU:HB2	2.20	0.42
24:3K:22:G:N7	24:3K:46:G:C2	2.88	0.42
26:1H:2313:C:H4'	32:41:91:ARG:HG3	2.01	0.42
32:41:4:ASP:OD1	32:41:9:ARG:NH2	2.53	0.42
5:42:10:MET:HE3	5:42:10:MET:HB3	1.85	0.42
13:4A:14:ARG:HB3	13:4A:42:ALA:HA	2.01	0.42
33:59:120:GLY:O	33:59:135:GLY:HA3	2.20	0.42
34:61:9:LEU:HA	34:61:9:LEU:HD12	1.76	0.42

*Continued on next page...*

*Continued from previous page...*

Atom-1	Atom-2	Interatomic distance (Å)	Clash overlap (Å)
7:62:126:ASP:HB3	7:62:131:LYS:O	2.19	0.42
7:62:47:CYS:HB3	7:62:58:PRO:HB3	2.02	0.42
34:69:76:THR:CG2	34:69:140:LEU:HA	2.50	0.42
15:6A:68:ARG:HA	15:6A:68:ARG:HD3	1.83	0.42
41:75:90:GLN:HG3	41:75:91:ARG:N	2.35	0.42
26:1H:660:G:N2	37:78:12:ALA:HA	2.35	0.42
37:78:55:ARG:HG2	37:78:56:SER:N	2.35	0.42
8:7E:112:LEU:HD21	8:7E:131:GLY:N	2.35	0.42
16:7I:20:VAL:HG12	16:7I:35:LYS:NZ	2.35	0.42
17:8I:67:LYS:CA	17:8I:70:ARG:HH21	2.31	0.42
19:AA:41:VAL:HG22	19:AA:43:GLU:HB2	2.02	0.42
46:C5:85:VAL:HG21	46:C5:98:VAL:HB	2.01	0.42
42:C8:83:LEU:HG	42:C8:88:ILE:HB	2.01	0.42
47:D5:59:LEU:HA	47:D5:59:LEU:HD22	1.91	0.42
43:D8:71:LEU:CD2	43:D8:84:LYS:HE2	2.50	0.42
26:14:1378:A:H5'	54:L5:10:ARG:HH12	1.84	0.42
26:1H:1797:C:O2'	29:11:259:THR:CG2	2.68	0.41
1:13:1016:A:H2'	1:13:1017:G:O4'	2.19	0.41
1:13:1133:G:C4	1:13:1134:G:C8	3.08	0.41
1:13:880:C:OP1	12:3I:8:ASN:HB3	2.20	0.41
1:13:926:G:H5''	1:13:927:G:O5'	2.20	0.41
26:14:152:G:N2	26:14:174:C:N3	2.49	0.41
26:14:2335:A:OP1	40:65:13:ARG:HD2	2.20	0.41
26:14:2342:C:O2'	26:14:2374:C:H5''	2.20	0.41
26:14:297:C:N4	26:14:298:G:C6	2.88	0.41
1:1G:1127:G:H2'	1:1G:1128:C:H6	1.84	0.41
1:1G:1216:G:H2'	1:1G:1217:C:C6	2.54	0.41
1:1G:1246:C:H41	21:1B:9:ARG:HH12	1.68	0.41
1:1G:1305:G:O2'	1:1G:1306:A:C8	2.69	0.41
1:1G:1338:G:C6	1:1G:1339:A:C6	3.08	0.41
1:1G:179:A:H2'	1:1G:180:U:C6	2.55	0.41
1:1G:362:G:H5''	12:3A:34:ARG:NH2	2.35	0.41
1:1G:601:C:H2'	1:1G:602:A:C8	2.55	0.41
26:1H:141:A:C8	26:1H:1408:C:H1'	2.55	0.41
26:1H:1429:G:H2'	26:1H:1430:C:C6	2.55	0.41
26:1H:2153:G:H2'	26:1H:2154:G:C8	2.55	0.41
26:1H:229:A:HO2'	26:1H:230:U:P	2.42	0.41
26:1H:2322:A:H2'	26:1H:2323:G:O4'	2.20	0.41
26:1H:2820:A:O2'	26:1H:2821:A:OP1	2.35	0.41
30:21:25:VAL:HG11	41:B8:7:ILE:HG22	2.03	0.41
30:21:50:GLY:HA2	30:21:78:LEU:HA	2.02	0.41

*Continued on next page...*

*Continued from previous page...*

Atom-1	Atom-2	Interatomic distance (Å)	Clash overlap (Å)
30:21:46:ALA:HB1	30:21:82:ARG:H	1.85	0.41
11:2A:48:ILE:HD13	11:2A:63:LEU:HB2	2.02	0.41
23:2L:37:U:H2'	23:2L:38:A:O4'	2.20	0.41
37:35:75:ILE:HG12	37:35:75:ILE:H	1.67	0.41
26:14:323:G:H2'	31:39:169:ASN:ND2	2.35	0.41
1:1G:363:A:H8	12:3A:33:ARG:HH21	1.67	0.41
4:3E:31:CYS:SG	4:3E:33:MET:HB2	2.60	0.41
32:41:47:LYS:HD2	32:41:81:LYS:HB2	2.01	0.41
5:42:99:GLY:O	5:42:117:ASP:HA	2.19	0.41
38:45:31:ASP:O	38:45:133:ARG:O	2.37	0.41
13:4I:3:ARG:NE	13:4I:7:VAL:O	2.53	0.41
33:51:170:ARG:HA	33:51:171:LEU:HB2	2.02	0.41
26:1H:1049:C:N3	33:51:3:ARG:CZ	2.83	0.41
35:58:127:ASP:O	35:58:128:HIS:HB3	2.18	0.41
28:71:180:PHE:HA	28:71:181:PRO:HD3	1.80	0.41
37:78:28:GLY:O	37:78:29:LYS:C	2.55	0.41
28:79:200:LYS:HD2	28:79:209:LEU:HD21	2.02	0.41
9:82:33:PHE:C	9:82:36:TYR:HE1	2.24	0.41
40:A8:62:LYS:HA	40:A8:65:VAL:HG12	2.01	0.41
19:AA:5:LEU:HA	19:AA:6:LYS:HA	1.70	0.41
20:BI:54:LYS:HA	20:BI:57:ARG:HH12	1.84	0.41
46:C5:67:LEU:HA	46:C5:67:LEU:HD12	1.76	0.41
42:C8:92:ARG:O	42:C8:92:ARG:NE	2.30	0.41
26:14:458:G:O2'	54:L5:39:ARG:HD3	2.20	0.41
2:12:142:LEU:HA	2:12:142:LEU:HD23	1.85	0.41
2:12:54:THR:O	2:12:57:PHE:N	2.53	0.41
1:13:1004:A:N7	1:13:1026:G:N7	2.67	0.41
1:13:1347:G:H22	1:13:1374:A:P	2.40	0.41
1:13:636:U:H2'	1:13:637:G:H8	1.85	0.41
1:13:874:G:C6	1:13:875:C:C4	3.09	0.41
1:13:97:U:H2'	1:13:99:C:C6	2.55	0.41
26:14:1161:C:O2'	43:95:8:GLY:HA2	2.19	0.41
26:14:1342:A:C2	26:14:1397:U:C2	3.08	0.41
26:14:1324:G:H4'	26:14:1616:A:C2	2.55	0.41
26:14:34:C:O2	26:14:34:C:H2'	2.19	0.41
26:14:908:C:O2'	26:14:909:A:H5'	2.21	0.41
29:19:132:PRO:HG3	29:19:190:TYR:CE1	2.55	0.41
29:19:23:GLU:HG2	29:19:82:ILE:HD11	2.02	0.41
29:19:31:LYS:HG3	29:19:31:LYS:HZ3	1.74	0.41
2:1E:207:ALA:O	2:1E:210:SER:OG	2.38	0.41
2:1E:21:ARG:CZ	2:1E:22:LYS:HB3	2.50	0.41

*Continued on next page...*

*Continued from previous page...*

Atom-1	Atom-2	Interatomic distance (Å)	Clash overlap (Å)
1:1G:1240:U:O2	7:62:32:ARG:NH1	2.53	0.41
1:1G:512:U:C2	1:1G:513:C:C5	3.08	0.41
1:1G:811:C:H4'	1:1G:900:A:N6	2.35	0.41
26:1H:1046:A:H4'	26:1H:1047:G:OP2	2.19	0.41
26:1H:1449:A:N3	26:1H:1530:G:HI'	2.35	0.41
26:1H:207:A:H2'	26:1H:208:C:O4'	2.20	0.41
26:1H:2117:A:H2'	26:1H:2147:G:H22	1.86	0.41
26:1H:2145:C:H5	26:1H:2148:G:H21	1.69	0.41
26:1H:2227:A:H4'	29:11:265:PRO:HD3	2.02	0.41
26:1H:654(O):G:H3'	26:1H:654(P):G:O4'	2.20	0.41
26:1H:688:U:H6	26:1H:688:U:O5'	2.03	0.41
26:1H:902:C:O2'	26:1H:903:C:H5'	2.20	0.41
26:1H:937:U:H2'	26:1H:938:G:O4'	2.20	0.41
30:21:71:GLY:O	30:21:72:VAL:HG12	2.20	0.41
30:29:104:VAL:HG22	30:29:198:VAL:HG22	2.02	0.41
26:14:2724:C:OP1	30:29:118:LYS:HE3	2.20	0.41
26:14:675:A:OP1	31:39:63:LYS:HE2	2.21	0.41
12:3A:6:THR:N	12:3A:9:GLN:OE1	2.44	0.41
24:3L:72:C:H5'	24:3L:73:A:OP2	2.20	0.41
27:16:41:U:H5	32:41:70:VAL:O	2.02	0.41
33:51:105:LEU:HD11	33:51:151:ILE:HD12	2.02	0.41
35:58:57:ALA:C	35:58:59:LYS:N	2.73	0.41
10:1A:62:HIS:HB3	14:5A:59:ALA:HB3	2.02	0.41
15:6A:77:ARG:HA	15:6A:80:ALA:HB3	2.02	0.41
8:72:31:PHE:O	8:72:35:ILE:HG13	2.20	0.41
41:75:6:LEU:HD12	41:75:6:LEU:HA	1.72	0.41
8:7E:102:ARG:HH11	8:7E:106:GLY:N	2.17	0.41
16:7I:74:LEU:CD2	16:7I:79:VAL:HB	2.45	0.41
39:98:54:LEU:HA	39:98:54:LEU:HD23	1.76	0.41
19:AI:9:VAL:CG1	19:AI:10:PHE:HB2	2.51	0.41
19:AI:9:VAL:HG12	19:AI:10:PHE:HB2	2.03	0.41
1:13:323:U:H5'	20:BI:23:ARG:HH21	1.85	0.41
20:BI:54:LYS:O	20:BI:57:ARG:HB2	2.19	0.41
26:14:95:G:N2	50:G5:51:ARG:HH22	2.17	0.41
51:H5:4:LEU:O	51:H5:36:VAL:HA	2.20	0.41
47:H8:112:ARG:HA	47:H8:112:ARG:HD2	1.74	0.41
52:I5:49:PHE:CD2	52:I5:50:VAL:HG22	2.48	0.41
53:J5:41:PRO:HG2	53:J5:44:THR:OG1	2.20	0.41
50:K8:65:ASN:O	50:K8:69:ARG:HG3	2.20	0.41
54:P8:15:THR:HG22	54:P8:16:HIS:CE1	2.55	0.41
55:Q8:6:THR:HG22	55:Q8:62:LEU:HA	2.01	0.41

*Continued on next page...*

*Continued from previous page...*

Atom-1	Atom-2	Interatomic distance (Å)	Clash overlap (Å)
2:12:58:ILE:HD11	2:12:221:LEU:HB3	2.02	0.41
1:13:252:U:H5'	1:13:253:U:OP2	2.20	0.41
1:13:259:G:C6	1:13:260:G:C5	3.09	0.41
1:13:652:U:O4	1:13:752:G:O2'	2.25	0.41
1:13:652:U:HO2'	1:13:653:A:P	2.42	0.41
1:13:865:A:C2	1:13:918:A:H4'	2.54	0.41
1:13:952:U:H4'	1:13:964:A:N1	2.36	0.41
26:14:1517:G:H2'	26:14:1518:C:C6	2.55	0.41
26:14:1615:C:C5	26:14:1617:C:C4	3.08	0.41
26:14:1753:G:N1	26:14:1756:G:C2	2.88	0.41
26:14:2171:A:C8	26:14:2171:A:H3'	2.54	0.41
26:14:2271:G:C5	26:14:2272:U:C4	3.08	0.41
26:14:229:A:H5'	26:14:230:U:OP1	2.19	0.41
26:14:2553:G:H5''	26:14:2554:U:OP2	2.20	0.41
26:14:2600:A:H2'	26:14:2601:C:C6	2.56	0.41
26:14:2698:U:H2'	26:14:2699:C:C6	2.55	0.41
26:14:609:A:H2'	26:14:609(A):G:O4'	2.19	0.41
27:16:31:C:H2'	27:16:32:C:H6	1.86	0.41
29:19:242:ARG:HG2	29:19:246:PRO:HG3	2.02	0.41
29:19:5:LYS:CD	29:19:6:PHE:H	2.29	0.41
2:1E:94:ASN:OD1	2:1E:95:GLN:HG3	2.20	0.41
1:1G:660:G:H2'	1:1G:661:G:O4'	2.20	0.41
1:1G:784:C:H4'	26:14:1837:C:OP1	2.21	0.41
1:1G:998(A):C:H2'	1:1G:999:U:C6	2.55	0.41
26:1H:1408:C:C2	26:1H:1595:G:N2	2.88	0.41
26:1H:1665:A:H1'	36:68:1:MET:HG3	2.02	0.41
26:1H:1899:G:N2	26:1H:1902:C:C5	2.69	0.41
26:1H:1982:C:H5''	26:1H:1983:C:OP2	2.20	0.41
26:1H:360:G:H2'	26:1H:361:G:O4'	2.20	0.41
26:1H:994:C:H3'	42:C8:54:LYS:HZ1	1.85	0.41
30:21:52:LEU:HD12	30:21:52:LEU:HA	1.89	0.41
30:21:64:LYS:O	30:21:66:HIS:HB3	2.20	0.41
26:14:1996:C:OP1	36:25:31:LYS:HE2	2.20	0.41
30:29:51:PHE:CD2	30:29:76:ARG:CZ	3.04	0.41
24:3L:15:G:C2	24:3L:59:U:C2	3.08	0.41
32:41:145:THR:C	32:41:147:ASP:H	2.24	0.41
38:45:72:LYS:HB3	38:45:94:VAL:HG23	2.02	0.41
32:49:145:THR:C	32:49:147:ASP:H	2.23	0.41
32:49:88:ILE:HD12	32:49:88:ILE:HA	1.74	0.41
13:4A:11:ARG:NE	13:4A:12:ASN:H	2.18	0.41
13:4A:29:ARG:HD3	13:4A:64:TRP:CE2	2.54	0.41

*Continued on next page...*



*Continued from previous page...*

Atom-1	Atom-2	Interatomic distance (Å)	Clash overlap (Å)
5:4E:60:TYR:CZ	5:4E:64:ARG:HD2	2.55	0.41
33:51:168:PRO:HB2	33:51:170:ARG:HH22	1.85	0.41
34:61:57:ARG:O	34:61:61:ARG:HG2	2.21	0.41
40:65:106:ARG:N	40:65:106:ARG:CD	2.84	0.41
34:69:74:ASN:O	34:69:75:LEU:HB2	2.19	0.41
8:7E:97:VAL:HG13	8:7E:129:VAL:C	2.41	0.41
1:13:598:U:H4'	8:7E:94:TYR:CD2	2.55	0.41
17:8I:69:LYS:CE	17:8I:71:PHE:H	2.31	0.41
18:9I:37:VAL:HG12	18:9I:78:LEU:HB3	2.02	0.41
44:A5:6:ILE:HA	44:A5:104:THR:HA	2.02	0.41
20:BA:53:LEU:HD22	20:BA:102:GLY:O	2.21	0.41
20:BA:84:LEU:O	20:BA:88:VAL:HB	2.21	0.41
47:D5:61:LEU:HD21	47:D5:67:LEU:HD23	2.02	0.41
44:E8:18:ARG:NH1	44:E8:76:VAL:HG22	2.34	0.41
51:H5:30:ARG:CZ	51:H5:33:GLN:N	2.72	0.41
51:H5:43:ILE:O	51:H5:47:VAL:HG23	2.20	0.41
47:H8:151:HIS:CG	47:H8:152:ALA:H	2.37	0.41
54:L5:24:THR:O	54:L5:28:ARG:HG3	2.20	0.41
32:41:104:GLU:HG2	52:M8:23:GLU:OE2	2.20	0.41
29:11:35:LYS:NZ	29:11:63:ARG:HA	2.36	0.41
29:11:5:LYS:HG3	29:11:6:PHE:N	2.35	0.41
1:13:114:U:O2'	1:13:115:G:H5'	2.20	0.41
1:13:17:U:H2'	1:13:18:C:C6	2.56	0.41
1:13:562:C:C2	12:3I:16:GLU:CD	2.94	0.41
1:13:827:U:C5	1:13:870:U:C5	3.08	0.41
26:14:1048:A:H5''	26:14:1110:G:H1	1.85	0.41
26:14:1214:A:H8	26:14:1214:A:O5'	2.03	0.41
26:14:1259:G:H2'	26:14:1260:G:C8	2.56	0.41
26:14:1409:C:H2'	26:14:1410:G:O4'	2.20	0.41
26:14:2335:A:C8	26:14:2337:G:C5	3.08	0.41
26:14:2391:G:O6	26:14:2425:A:H8	2.02	0.41
26:14:270(M):U:H5''	26:14:270(N):G:OP1	2.20	0.41
26:14:2712:U:H2'	26:14:2714:G:H5''	2.02	0.41
26:14:304:G:H2'	26:14:305:U:C6	2.55	0.41
26:14:739:G:H8	26:14:739:G:OP2	2.03	0.41
1:1G:1072:G:C6	1:1G:1073:U:C4	3.08	0.41
1:1G:1143:G:H2'	1:1G:1144:G:C8	2.55	0.41
1:1G:1217:C:H2'	1:1G:1218:C:O4'	2.20	0.41
1:1G:1216:G:H2'	1:1G:1217:C:H6	1.85	0.41
1:1G:1359:C:H4'	1:1G:1360:A:OP2	2.20	0.41
1:1G:426:G:OP1	4:32:38:TYR:OH	2.26	0.41

*Continued on next page...*

*Continued from previous page...*

Atom-1	Atom-2	Interatomic distance (Å)	Clash overlap (Å)
1:1G:445:G:H2'	1:1G:446:G:H8	1.85	0.41
26:1H:1288:U:H4'	26:1H:1289:C:OP2	2.21	0.41
26:1H:1324:G:C5	26:1H:1328:G:O6	2.73	0.41
26:1H:140:A:H8	26:1H:1408:C:HO2'	1.61	0.41
26:1H:2105:C:H2'	26:1H:2106:G:C8	2.55	0.41
26:1H:244:A:H4'	37:78:74:GLU:HB2	2.02	0.41
26:1H:2862:G:C5	26:1H:2863:C:C5	3.09	0.41
26:1H:2877:G:H2'	26:1H:2878:U:O4'	2.20	0.41
27:1J:116:G:H4'	40:65:54:LEU:CD2	2.50	0.41
27:1J:29:A:C2	27:1J:56:G:C2	3.08	0.41
30:21:54:GLN:O	30:21:56:PRO:C	2.57	0.41
3:22:130:VAL:O	3:22:134:ILE:HG23	2.20	0.41
3:22:170:GLN:HG2	3:22:171:GLY:N	2.35	0.41
23:2K:64:G:H2'	23:2K:65:G:H8	1.86	0.41
4:32:73:ARG:HA	4:32:73:ARG:HD2	1.77	0.41
5:42:36:ASP:OD2	5:42:40:ARG:HB2	2.21	0.41
38:45:42:ILE:HD13	38:45:97:VAL:HG13	2.02	0.41
32:49:114:ILE:O	32:49:114:ILE:HG13	2.19	0.41
32:49:64:THR:HG22	32:49:94:LEU:HD11	2.02	0.41
13:4I:13:LYS:NZ	13:4I:17:VAL:HG22	2.36	0.41
33:51:40:GLU:HB2	33:51:41:MET:HE2	2.03	0.41
6:5E:10:LEU:HD12	6:5E:61:LEU:CD1	2.50	0.41
34:61:145:VAL:HG22	34:61:146:ALA:H	1.85	0.41
8:7E:70:GLN:HA	8:7E:70:GLN:OE1	2.19	0.41
43:95:14:VAL:HG12	43:95:15:GLU:H	1.85	0.41
19:AI:33:THR:CG2	19:AI:49:ILE:HD11	2.51	0.41
41:B8:1:MET:CE	41:B8:3:ARG:HB2	2.50	0.41
47:H8:103:ARG:H	47:H8:103:ARG:HH11	1.68	0.41
47:H8:102:LEU:HD12	47:H8:137:ILE:HG13	2.02	0.41
47:H8:61:LEU:O	47:H8:64:GLY:HA2	2.20	0.41
52:I5:13:ARG:HD3	52:I5:14:ILE:HG13	2.02	0.41
51:L8:8:LEU:HD23	51:L8:30:ARG:O	2.19	0.41
29:11:181:GLU:HB2	29:11:273:ARG:HB2	2.02	0.41
26:1H:1798:U:C5'	29:11:259:THR:HG23	2.42	0.41
2:12:102:LEU:HG	2:12:102:LEU:H	1.20	0.41
1:13:1180:A:OP1	9:8E:103:THR:OG1	2.30	0.41
1:13:652:U:H1'	1:13:653:A:C2	2.56	0.41
1:13:958:A:C6	1:13:959:A:N1	2.88	0.41
26:14:1991:U:H2'	26:14:1992:G:H5''	2.01	0.41
26:14:2340:G:H2'	26:14:2341:G:H8	1.86	0.41
26:14:2567:G:H2'	26:14:2568:C:H6	1.86	0.41

*Continued on next page...*

*Continued from previous page...*

Atom-1	Atom-2	Interatomic distance (Å)	Clash overlap (Å)
26:14:792:G:H5''	26:14:793:A:H5'	2.03	0.41
29:19:72:LYS:HD3	29:19:97:TYR:CE2	2.56	0.41
2:1E:93:VAL:HG13	2:1E:96:ARG:HD3	2.02	0.41
1:1G:1023:G:C8	1:1G:1024:G:N3	2.89	0.41
1:1G:1519:A:H3'	1:1G:1520:G:O4'	2.21	0.41
1:1G:198:G:C6	1:1G:220:G:C2	3.08	0.41
1:1G:562:C:H4'	1:1G:563:A:O5'	2.19	0.41
26:1H:1655:A:H4'	30:21:115:GLY:N	2.35	0.41
26:1H:1994:C:O2'	26:1H:1995:U:H5'	2.21	0.41
26:1H:2125:G:N2	26:1H:2172:U:OP1	2.54	0.41
26:1H:2543:G:H2'	26:1H:2544:G:C8	2.54	0.41
26:1H:380:U:H2'	26:1H:381:G:H8	1.85	0.41
26:1H:58:G:N2	26:1H:70:G:C4	2.89	0.41
27:1J:13:A:H2'	27:1J:70:C:O2'	2.21	0.41
27:1J:15:A:H1'	27:1J:109:G:N9	2.35	0.41
3:22:43:LEU:O	3:22:47:LEU:HB3	2.20	0.41
30:29:169:ASN:OD1	30:29:201:THR:HG21	2.21	0.41
3:2E:58:GLU:HB2	3:2E:65:ALA:HB3	2.01	0.41
26:14:566:U:OP1	37:35:29:LYS:HD2	2.21	0.41
37:35:45:LEU:HA	37:35:45:LEU:HD23	1.64	0.41
31:39:127:GLU:CD	31:39:127:GLU:N	2.74	0.41
12:3A:18:VAL:C	12:3A:19:ARG:HD3	2.41	0.41
4:3E:196:LEU:H	4:3E:196:LEU:HD12	1.86	0.41
32:41:7:LEU:N	32:41:104:GLU:OE2	2.39	0.41
5:42:100:VAL:CG2	5:42:107:ARG:HE	2.28	0.41
1:1G:1226:C:C6	13:4A:103:THR:HG23	2.52	0.41
33:51:153:LYS:C	33:51:153:LYS:HE2	2.41	0.41
33:51:6:ARG:CG	33:51:7:LEU:N	2.83	0.41
33:59:99:VAL:HG23	33:59:100:GLY:H	1.84	0.41
6:5E:14:LEU:HB3	6:5E:19:LEU:CD1	2.51	0.41
36:68:116:SER:HG	36:68:117:LEU:H	1.67	0.41
36:68:66:LYS:HA	36:68:79:PHE:O	2.21	0.41
15:6A:56:LEU:HA	15:6A:56:LEU:HD12	1.83	0.41
7:6E:4:ARG:HD3	7:6E:4:ARG:HA	1.82	0.41
8:7E:33:GLU:HG2	8:7E:48:TYR:CE2	2.54	0.41
16:7I:12:LYS:O	16:7I:13:HIS:HB2	2.21	0.41
16:7I:4:ILE:HA	16:7I:21:VAL:HA	2.01	0.41
9:82:40:LEU:O	9:82:40:LEU:HD23	2.21	0.41
42:85:33:ARG:O	42:85:37:GLU:HG3	2.20	0.41
38:88:39:PRO:HA	38:88:97:VAL:O	2.21	0.41
43:95:28:GLU:HB3	43:95:29:PRO:HD2	2.02	0.41

*Continued on next page...*

*Continued from previous page...*

Atom-1	Atom-2	Interatomic distance (Å)	Clash overlap (Å)
45:B5:49:VAL:HB	45:B5:83:VAL:HG21	2.03	0.41
20:BI:14:LYS:HB3	20:BI:17:ARG:NE	2.36	0.41
46:C5:5:MET:HB2	46:C5:8:LYS:NZ	2.36	0.41
47:H8:103:ARG:HE	47:H8:139:VAL:HG13	1.79	0.41
26:1H:969:U:OP1	51:L8:17:LYS:HG2	2.20	0.41
52:M8:24:THR:O	52:M8:25:TYR:CD2	2.73	0.41
2:12:42:ILE:H	2:12:42:ILE:HD12	1.86	0.41
2:12:74:LYS:HB3	2:12:74:LYS:HE2	1.77	0.41
1:13:1085:U:C2	1:13:1094:G:O6	2.73	0.41
1:13:1348:U:N3	1:13:1374:A:H2	2.03	0.41
26:14:1324:G:C4	26:14:1328:G:O6	2.74	0.41
26:14:2302:G:C6	26:14:2315:G:C6	3.08	0.41
26:14:279:C:H42	26:14:361:G:H1	1.69	0.41
26:14:196:A:C4	26:14:805:G:C6	3.09	0.41
1:1G:1203:C:H2'	1:1G:1204:A:C8	2.56	0.41
1:1G:375:U:C2'	1:1G:376:G:H5'	2.50	0.41
1:1G:587:G:OP1	8:72:89:PRO:HB3	2.20	0.41
1:1G:895:G:H2'	1:1G:896:C:C6	2.55	0.41
26:1H:1480:G:N1	26:1H:1482:U:O2	2.54	0.41
26:1H:1654:A:OP2	39:98:1:MET:N	2.47	0.41
26:1H:1831:G:H2'	26:1H:1832:C:C6	2.56	0.41
26:1H:2017:U:O2	53:N8:10:LYS:HB2	2.21	0.41
26:1H:46:C:OP2	26:1H:215:G:H2'	2.20	0.41
26:1H:2261:C:H1'	26:1H:2388:A:N3	2.35	0.41
26:1H:250:G:C6	26:1H:251:A:C6	3.08	0.41
26:1H:1638:C:O3'	26:1H:2709:G:N2	2.54	0.41
26:1H:270(E):G:H2'	26:1H:270(F):U:C6	2.56	0.41
26:1H:2853:C:H2'	26:1H:2854:G:C8	2.56	0.41
26:1H:403:U:H3'	61:1H:3855:HOH:O	2.21	0.41
26:1H:501:A:O5'	26:1H:501:A:H8	2.03	0.41
26:1H:944:G:H5''	26:1H:945:A:C5'	2.51	0.41
26:1H:947:G:N3	26:1H:984:A:C2	2.88	0.41
10:1I:46:ARG:NH2	10:1I:63:PHE:O	2.54	0.41
56:1L:76:A:O2'	26:14:2583:G:N2	2.47	0.41
30:21:23:VAL:HG11	30:21:183:LEU:HD13	2.02	0.41
26:14:2578:G:N7	30:29:140:SER:HB2	2.35	0.41
3:2E:113:ALA:HB3	3:2E:114:PRO:HD3	2.02	0.41
3:2E:11:ARG:HE	3:2E:180:ALA:HB3	1.84	0.41
31:31:101:LEU:HD12	31:31:102:PRO:HD2	2.01	0.41
4:32:12:CYS:SG	4:32:18:LYS:HA	2.61	0.41
4:32:43:HIS:CD2	4:32:46:LYS:HE2	2.56	0.41

*Continued on next page...*

*Continued from previous page...*

Atom-1	Atom-2	Interatomic distance (Å)	Clash overlap (Å)
4:32:46:LYS:HB2	4:32:46:LYS:HZ3	1.85	0.41
37:35:2:LYS:O	37:35:5:ASP:HB2	2.20	0.41
38:45:22:LYS:HZ2	38:45:22:LYS:CA	2.29	0.41
32:49:49:ASP:OD2	32:49:51:ARG:NH2	2.53	0.41
32:49:7:LEU:HA	32:49:10:LYS:HB3	2.03	0.41
13:4A:60:VAL:HG23	13:4A:64:TRP:HZ3	1.85	0.41
25:4L:24:A:H3'	25:4L:24:A:C8	2.56	0.41
33:51:95:ARG:HB3	33:51:95:ARG:HE	1.37	0.41
26:14:2748:A:N3	33:59:67:LEU:HD21	2.35	0.41
14:5A:28:GLY:HA3	14:5A:29:ARG:NH1	2.36	0.41
7:62:113:GLU:HB3	7:62:118:VAL:CG2	2.50	0.41
7:62:114:ARG:HB3	7:62:114:ARG:HH11	1.86	0.41
7:62:91:VAL:HA	7:62:95:ARG:HE	1.86	0.41
36:68:9:GLU:O	36:68:83:ALA:HA	2.20	0.41
34:69:7:GLU:HG3	34:69:8:PRO:CD	2.49	0.41
7:6E:118:VAL:HG22	7:6E:122:HIS:CE1	2.55	0.41
28:79:46:LYS:HB3	28:79:46:LYS:HZ3	1.84	0.41
8:7E:102:ARG:HD3	8:7E:106:GLY:N	2.36	0.41
8:7E:29:SER:HB3	8:7E:32:LYS:NZ	2.35	0.41
16:7I:29:ASP:N	16:7I:29:ASP:OD1	2.53	0.41
16:7I:54:GLU:O	16:7I:57:ARG:HB2	2.21	0.41
42:85:97:ASP:O	42:85:100:VAL:HG22	2.20	0.41
17:8A:91:ARG:HG2	17:8A:91:ARG:HH11	1.85	0.41
1:13:1349:A:OP2	9:8E:118:LYS:NZ	2.54	0.41
1:13:1342:C:H1'	9:8E:124:GLN:OE1	2.21	0.41
17:8I:10:VAL:HG22	17:8I:53:LEU:HA	2.02	0.41
43:95:24:LYS:HA	43:95:92:THR:OG1	2.20	0.41
18:9A:36:ASN:ND2	18:9A:38:GLU:OE2	2.54	0.41
6:5E:97:PHE:HB3	18:9I:32:ARG:HG3	2.03	0.41
26:14:2010:G:H5''	44:A5:42:ARG:HB2	2.02	0.41
1:1G:1320:C:O2	19:AA:72:GLY:HA3	2.21	0.41
19:AA:7:LYS:HG3	19:AA:7:LYS:H	1.55	0.41
19:AI:41:VAL:HG13	19:AI:41:VAL:H	1.56	0.41
19:AI:52:TYR:HB2	19:AI:57:HIS:HD2	1.86	0.41
20:BI:13:LEU:HD11	20:BI:14:LYS:HD3	2.02	0.41
47:D5:60:GLU:CG	47:D5:66:SER:HA	2.48	0.41
38:45:137:TYR:CD2	47:D5:76:LEU:HD11	2.55	0.41
47:D5:28:MET:HA	47:D5:88:PHE:O	2.20	0.41
47:D5:8:TYR:HA	47:D5:62:PRO:HD2	2.03	0.41
50:G5:65:ASN:O	50:G5:68:ARG:HB2	2.20	0.41
26:14:849:A:N1	51:H5:25:ALA:HB2	2.36	0.41

*Continued on next page...*

*Continued from previous page...*

Atom-1	Atom-2	Interatomic distance (Å)	Clash overlap (Å)
47:H8:111:VAL:C	47:H8:112:ARG:HD3	2.41	0.41
53:J5:20:ARG:HG2	53:J5:23:HIS:CD2	2.56	0.41
49:J8:81:LYS:HD3	49:J8:81:LYS:HA	1.63	0.41
2:12:197:VAL:HG13	2:12:200:ILE:CG1	2.50	0.41
1:13:1134:G:H2'	1:13:1135:U:H5'	2.03	0.41
1:13:1129:C:C4	1:13:1139:G:C4	3.09	0.41
1:13:201:C:H42	1:13:216:G:H1	1.69	0.41
1:13:345:C:H4'	1:13:346:G:N7	2.35	0.41
1:13:433:C:H2'	1:13:434:U:C6	2.55	0.41
1:13:615:C:C2	1:13:616:G:C8	3.09	0.41
1:13:631:G:H21	1:13:632:A:H1'	1.85	0.41
1:13:734:G:C6	1:13:735:C:C4	3.08	0.41
26:14:1210:A:C8	26:14:1210:A:H5'	2.53	0.41
26:14:783:A:H3'	26:14:783:A:C8	2.56	0.41
29:19:77:ALA:O	29:19:116:GLN:HA	2.21	0.41
21:1B:12:LYS:HG2	21:1B:15:ARG:NH2	2.32	0.41
21:1B:6:ARG:H	21:1B:6:ARG:HG2	1.51	0.41
2:1E:189:ASP:OD1	2:1E:189:ASP:N	2.45	0.41
2:1E:54:THR:O	2:1E:58:ILE:HG13	2.21	0.41
1:1G:1007:C:H2'	1:1G:1008:C:H6	1.86	0.41
1:1G:1063:C:H3'	1:1G:1064:G:H2'	2.03	0.41
1:1G:1130:A:N6	1:1G:1131:G:O6	2.53	0.41
1:1G:1215:G:C2	1:1G:1216:G:C8	3.09	0.41
1:1G:12:U:O2'	1:1G:526:C:H4'	2.21	0.41
1:1G:34:C:H2'	1:1G:35:G:C8	2.56	0.41
1:1G:358:U:H2'	1:1G:359:U:C6	2.56	0.41
1:1G:393:A:H5'	1:1G:483:C:O2'	2.21	0.41
1:1G:591:U:H2'	1:1G:592:G:C8	2.54	0.41
26:1H:1210:A:C8	26:1H:1210:A:H5'	2.50	0.41
26:1H:1264:G:H5'	53:N8:11:THR:HG23	2.01	0.41
26:1H:1609:A:O2'	26:1H:1610:A:H5'	2.21	0.41
26:1H:1644:C:C2'	26:1H:1645:G:H5'	2.51	0.41
26:1H:1827:C:O2'	26:1H:1828:G:H5'	2.21	0.41
26:1H:184:C:H2'	26:1H:185:U:H6	1.82	0.41
26:1H:2061:G:H3'	61:1H:3603:HOH:O	2.21	0.41
26:1H:2335:A:C8	26:1H:2337:G:N7	2.88	0.41
26:1H:2853:C:H2'	26:1H:2854:G:H8	1.86	0.41
26:1H:309:G:N3	26:1H:329:G:O2'	2.46	0.41
26:1H:322:A:OP2	31:31:169:ASN:HB2	2.21	0.41
26:1H:374:A:C2	26:1H:401:A:C4	3.09	0.41
26:1H:882:G:H1	26:1H:894:C:N4	2.19	0.41

*Continued on next page...*

*Continued from previous page...*

Atom-1	Atom-2	Interatomic distance (Å)	Clash overlap (Å)
27:1J:7:G:H4'	40:65:29:PHE:CD2	2.56	0.41
26:1H:2680:C:H5'	30:21:189:PRO:HA	2.03	0.41
1:1G:1206:G:H5''	3:22:190:ARG:HH22	1.86	0.41
3:22:85:ARG:C	3:22:87:LEU:H	2.22	0.41
30:29:179:GLU:HG3	41:75:9:LEU:HD22	2.01	0.41
26:14:389:G:H22	37:35:72:PRO:HD3	1.85	0.41
12:3I:27:LEU:HA	12:3I:33:ARG:HG3	2.03	0.41
32:41:97:ASP:O	32:41:100:TRP:N	2.54	0.41
25:4L:23:A:O2'	25:4L:24:A:H5''	2.20	0.41
6:5E:96:PRO:HB3	18:9I:30:ASP:CG	2.41	0.41
34:61:112:LYS:HA	34:61:112:LYS:HD2	1.84	0.41
15:6A:39:LEU:HD12	15:6A:56:LEU:HD13	2.01	0.41
7:6E:42:ILE:H	7:6E:42:ILE:HG13	1.60	0.41
37:78:98:GLU:O	37:78:101:VAL:HG22	2.20	0.41
37:78:80:TYR:CE1	37:78:111:ARG:HD3	2.56	0.41
16:7A:57:ARG:NE	16:7A:79:VAL:O	2.54	0.41
8:7E:84:ARG:O	8:7E:135:CYS:HB2	2.20	0.41
42:85:92:ARG:CG	42:85:92:ARG:NH1	2.83	0.41
9:8E:33:PHE:HD1	9:8E:34:ASN:OD1	2.03	0.41
7:6E:44:TYR:HE2	9:8E:41:VAL:HG11	1.86	0.41
9:8E:89:ASN:N	9:8E:90:PRO:HD3	2.35	0.41
43:95:39:LEU:HG	43:95:46:VAL:O	2.20	0.41
41:B8:1:MET:HA	41:B8:2:ASN:OD1	2.20	0.41
20:BA:29:LYS:O	20:BA:33:ILE:HG22	2.21	0.41
20:BI:89:ARG:NH2	20:BI:90:GLN:H	2.19	0.41
46:C5:38:ILE:HG13	46:C5:38:ILE:O	2.19	0.41
45:F8:41:ASN:O	45:F8:45:THR:HG23	2.20	0.41
47:H8:164:ALA:O	47:H8:165:VAL:HG22	2.20	0.41
47:H8:61:LEU:HG	47:H8:62:PRO:O	2.20	0.41
49:J8:53:VAL:CG2	49:J8:74:VAL:HG22	2.51	0.41
49:J8:88:LYS:HD3	49:J8:89:GLU:H	1.81	0.41
55:M5:21:LYS:HG2	55:M5:21:LYS:HZ3	1.43	0.41
2:12:19:HIS:HB2	2:12:42:ILE:HD11	2.02	0.41
1:13:1030:C:H2'	1:13:1031:G:H8	1.85	0.41
1:13:1044:A:C5	1:13:1045:C:H1'	2.56	0.41
1:13:1250:A:H2'	1:13:1251:A:C8	2.55	0.41
1:13:1351:U:O4	9:8E:118:LYS:HE2	2.20	0.41
1:13:443:C:N4	1:13:491:G:H1	2.19	0.41
1:13:567:G:H2'	1:13:568:G:O4'	2.20	0.41
26:14:1316:U:O2'	26:14:1317:A:H5'	2.20	0.41
26:14:1420:U:HO2'	26:14:1421:G:P	2.44	0.41

*Continued on next page...*

*Continued from previous page...*

Atom-1	Atom-2	Interatomic distance (Å)	Clash overlap (Å)
26:14:2106:G:C2	26:14:2184:G:C2	3.09	0.41
26:14:2135:A:C8	26:14:2156:G:N2	2.88	0.41
26:14:2177:C:C2	28:79:172:HIS:HE1	2.39	0.41
26:14:2186:G:H2'	26:14:2187:G:C8	2.55	0.41
26:14:2274:A:C5	26:14:2276:G:C8	3.08	0.41
26:14:37:C:H4'	26:14:451:C:OP1	2.21	0.41
26:14:1007:C:P	35:15:37:LYS:HZ3	2.44	0.41
35:15:45:ASN:OD1	35:15:46:VAL:HG13	2.21	0.41
29:19:206:LEU:HD23	29:19:206:LEU:HA	1.77	0.41
29:19:31:LYS:HE3	29:19:102:LYS:NZ	2.36	0.41
2:1E:163:PHE:CE1	2:1E:185:ILE:HD12	2.56	0.41
1:13:1326:C:P	21:1F:15:ARG:HH22	2.43	0.41
1:1G:1037:C:H2'	1:1G:1038:C:H6	1.86	0.41
1:1G:1128:C:H1'	1:1G:1146:A:N6	2.36	0.41
1:1G:1392:G:N2	1:1G:1502:A:C8	2.80	0.41
1:1G:406:G:H5'	4:32:5:ILE:HD11	2.03	0.41
1:1G:972:C:O2'	10:1A:57:LYS:CE	2.68	0.41
26:1H:1045:A:C8	26:1H:1047:G:C2	3.08	0.41
26:1H:1583:A:H5'	26:1H:1585:C:C6	2.55	0.41
26:1H:2138:C:H42	26:1H:2153:G:H1	1.69	0.41
26:1H:2356:C:H2'	26:1H:2357:U:O4'	2.20	0.41
26:1H:307:G:N2	26:1H:310:A:C8	2.88	0.41
26:1H:639:U:O2'	26:1H:640:C:H5'	2.21	0.41
26:1H:768:G:C6	26:1H:769:G:C5	3.08	0.41
3:22:120:VAL:CG2	3:22:198:VAL:HG11	2.51	0.41
3:22:152:ILE:HG13	3:22:199:LYS:HB2	2.03	0.41
3:2E:3:ASN:OD1	3:2E:3:ASN:N	2.53	0.41
23:2L:8:4SU:O2'	23:2L:22:A:N1	2.48	0.41
31:31:196:LEU:C	31:31:197:ASP:O	2.58	0.41
31:39:25:PRO:C	31:39:27:GLU:H	2.24	0.41
4:3E:101:LEU:C	4:3E:101:LEU:HD23	2.41	0.41
4:3E:65:ARG:HG2	4:3E:75:PHE:CG	2.55	0.41
4:3E:84:LYS:HD2	4:3E:84:LYS:C	2.41	0.41
32:41:107:LEU:HD11	32:41:178:PHE:CD1	2.56	0.41
32:49:173:LEU:HD22	32:49:178:PHE:CZ	2.56	0.41
13:4A:11:ARG:NH2	13:4A:12:ASN:HA	2.36	0.41
33:51:115:VAL:HG11	33:51:148:ILE:HD11	2.03	0.41
6:5E:97:PHE:CB	18:9I:32:ARG:HG3	2.50	0.41
14:5I:42:ILE:O	14:5I:46:GLU:HG3	2.20	0.41
15:6I:47:LYS:HE3	15:6I:47:LYS:HB3	1.73	0.41
41:75:5:ALA:O	41:75:8:LYS:HB2	2.21	0.41

*Continued on next page...*



*Continued from previous page...*

Atom-1	Atom-2	Interatomic distance (Å)	Clash overlap (Å)
18:9A:84:LYS:HD2	18:9A:84:LYS:HA	1.73	0.41
26:1H:2685:G:P	41:B8:51:ARG:HH22	2.44	0.41
42:C8:92:ARG:HH11	43:D8:11:GLN:C	2.23	0.41
47:D5:164:ALA:O	47:D5:165:VAL:HB	2.20	0.41
47:D5:4:ARG:HA	47:D5:4:ARG:NE	2.36	0.41
48:E5:17:GLN:O	48:E5:19:LYS:HE3	2.20	0.41
44:E8:57:ASN:O	44:E8:62:HIS:HD2	2.03	0.41
49:F5:79:GLY:O	49:F5:80:LEU:HD13	2.20	0.41
49:F5:95:LEU:HD23	49:F5:95:LEU:HA	1.74	0.41
53:J5:48:GLU:H	53:J5:48:GLU:HG2	1.37	0.41
49:J8:45:ASN:O	49:J8:63:ALA:HA	2.21	0.41
29:11:130:ALA:C	29:11:131:LEU:HD12	2.40	0.41
2:12:24:TRP:C	2:12:24:TRP:CD1	2.94	0.41
2:12:31:TYR:O	2:12:32:ILE:HG12	2.21	0.41
1:13:1009:G:C2	1:13:1010:G:C8	3.09	0.41
1:13:108:G:C6	1:13:109:A:N1	2.88	0.41
1:13:1103:C:H2'	1:13:1104:G:O4'	2.21	0.41
1:13:219:C:H2'	1:13:220:G:O4'	2.21	0.41
1:13:276:G:O3'	17:8I:68:ARG:NH2	2.49	0.41
1:13:323:U:C5'	20:BI:23:ARG:HH21	2.33	0.41
1:13:431:A:H2'	1:13:432:A:O4'	2.20	0.41
1:13:749:C:H2'	1:13:750:G:H8	1.86	0.41
26:14:1034:G:H2'	26:14:1035:U:O4'	2.20	0.41
26:14:1771:C:C1'	26:14:1786:A:C8	3.04	0.41
26:14:2441:C:OP2	26:14:2586:C:O2'	2.32	0.41
26:14:2494:G:C5	26:14:2495:G:N7	2.89	0.41
26:14:2785:C:C2'	26:14:2786:U:H5'	2.51	0.41
26:14:706:A:H2'	26:14:707:G:O4'	2.20	0.41
26:14:818:G:H4'	26:14:838:C:O3'	2.21	0.41
26:14:957:A:H5'	38:45:76:LYS:HD2	2.01	0.41
26:14:960:A:H5''	26:14:961:C:OP1	2.21	0.41
35:15:26:LEU:HD13	35:15:26:LEU:N	2.36	0.41
35:15:96:GLU:HB2	35:15:122:VAL:CG2	2.50	0.41
1:1G:1224:G:C6	1:1G:1322:C:H1'	2.56	0.41
1:1G:1328:C:OP1	21:1B:21:TYR:OH	2.28	0.41
1:1G:229:U:H2'	1:1G:230:G:O4'	2.21	0.41
1:1G:57:G:C6	1:1G:58:C:C4	3.08	0.41
1:1G:695:A:OP1	11:2A:54:ARG:NH2	2.44	0.41
26:1H:1260:G:C6	26:1H:1261:C:C4	3.08	0.41
26:1H:1388:G:C2'	26:1H:1389:G:H5'	2.51	0.41
26:1H:1271:G:N2	26:1H:1617:C:O4'	2.54	0.41

*Continued on next page...*

*Continued from previous page...*

Atom-1	Atom-2	Interatomic distance (Å)	Clash overlap (Å)
26:1H:2663:G:C6	26:1H:2664:G:C4	3.09	0.41
26:1H:311:A:C6	26:1H:328:U:C4	3.09	0.41
26:1H:934:G:H2'	26:1H:935:C:H6	1.86	0.41
10:1I:28:ARG:H	10:1I:28:ARG:HG3	1.65	0.41
3:22:150:LYS:HE2	3:22:167:TRP:CE3	2.55	0.41
3:22:180:ALA:HB1	3:22:203:PHE:CE1	2.56	0.41
36:25:87:ILE:HG23	36:25:88:ASN:O	2.21	0.41
30:29:27:LEU:HG	30:29:27:LEU:O	2.20	0.41
30:29:66:HIS:CG	30:29:67:PHE:N	2.88	0.41
11:2I:21:ILE:HG13	11:2I:30:VAL:HG12	2.03	0.41
31:39:120:GLU:HG2	31:39:120:GLU:O	2.19	0.41
31:39:20:LEU:HD12	31:39:20:LEU:HA	1.94	0.41
31:39:95:ARG:HD2	31:39:95:ARG:HH11	1.72	0.41
12:3I:71:PRO:O	12:3I:102:ARG:NH1	2.40	0.41
5:42:110:LEU:HA	5:42:110:LEU:HD23	1.81	0.41
38:45:17:LEU:HD21	38:45:41:TRP:HE1	1.85	0.41
26:1H:558:G:OP1	35:58:111:PRO:HD2	2.20	0.41
35:58:97:ARG:H	35:58:100:GLU:HG3	1.86	0.41
8:72:29:SER:O	8:72:32:LYS:HG2	2.21	0.41
16:7I:1:MET:SD	16:7I:3:LYS:NZ	2.94	0.41
16:7I:81:ARG:HB2	16:7I:81:ARG:HH11	1.86	0.41
38:88:27:VAL:HG22	38:88:27:VAL:O	2.20	0.41
17:8A:89:LEU:HD23	17:8A:89:LEU:HA	1.80	0.41
9:8E:69:GLY:O	9:8E:72:GLY:N	2.54	0.41
39:98:21:TYR:OH	39:98:43:GLU:HG2	2.21	0.41
13:4A:87:TYR:N	19:AA:73:GLU:O	2.53	0.41
19:AI:68:GLY:HA3	52:M8:59:PHE:CD2	2.55	0.41
26:14:84:A:OP1	46:C5:8:LYS:HE3	2.21	0.41
42:C8:44:ASN:ND2	43:D8:75:PHE:O	2.53	0.41
44:E8:24:ILE:HD12	44:E8:24:ILE:O	2.21	0.41
50:G5:4:SER:CB	50:G5:7:ARG:HB2	2.38	0.41
52:M8:62:ARG:CZ	52:M8:63:TYR:HE1	2.34	0.41
29:11:271:ILE:HD13	29:11:271:ILE:HG21	1.85	0.41
1:13:1153:C:H2'	1:13:1154:G:O4'	2.21	0.41
1:13:1348:U:N3	1:13:1374:A:C2	2.85	0.41
1:13:492:G:C6	1:13:493:G:C4	3.09	0.41
26:14:2120:G:H2'	26:14:2121:G:C8	2.56	0.41
26:14:2298:A:H2'	26:14:2299:G:O4'	2.20	0.41
26:14:2467:C:H4'	38:45:123:HIS:CG	2.56	0.41
26:14:2704:C:H2'	26:14:2705:A:O4'	2.20	0.41
26:14:601:C:O2	26:14:605:C:H4'	2.21	0.41

*Continued on next page...*

*Continued from previous page...*

Atom-1	Atom-2	Interatomic distance (Å)	Clash overlap (Å)
26:14:671:C:OP1	37:35:42:SER:O	2.39	0.41
26:14:850:C:O5'	26:14:850:C:H6	2.04	0.41
29:19:79:VAL:HG12	29:19:95:LEU:HD22	2.03	0.41
10:1A:31:GLY:N	10:1A:80:LYS:HZ3	2.19	0.41
26:1H:1167:U:C2	26:1H:1183:G:N2	2.89	0.41
26:1H:1337:G:H2'	26:1H:1338:G:H8	1.85	0.41
26:1H:140:A:C8	26:1H:1408:C:O2'	2.69	0.41
26:1H:1579:A:H2'	26:1H:1580:A:O4'	2.20	0.41
26:1H:1614:A:N7	61:1H:3819:HOH:O	2.37	0.41
26:1H:1652:A:OP1	39:98:8:ARG:NH1	2.53	0.41
26:1H:1657:C:H2'	26:1H:1658:C:C6	2.56	0.41
26:1H:1799:G:H5'	26:1H:1819:A:H61	1.86	0.41
26:1H:1993:U:C2'	26:1H:1994:C:H5'	2.51	0.41
26:1H:2259:G:C2	26:1H:2282:G:N1	2.89	0.41
26:1H:2302:G:C4	26:1H:2303:G:C8	3.08	0.41
26:1H:292:C:H42	26:1H:348:G:H1	1.69	0.41
26:1H:301:G:C4	26:1H:302:C:C5	3.08	0.41
26:1H:443:A:H3'	31:31:45:ARG:HH21	1.85	0.41
26:1H:44:A:O2'	26:1H:45:G:H5'	2.20	0.41
26:1H:515:A:H1'	26:1H:581:C:H1'	2.03	0.41
26:1H:68:G:H2'	26:1H:69:C:O4'	2.20	0.41
27:1J:44:G:C2	27:1J:48:A:C2	3.09	0.41
27:1J:80:U:O2'	27:1J:81:G:H5'	2.21	0.41
56:1L:38:A:H5'	26:14:1913:A:C6	2.56	0.41
30:21:112:GLY:O	30:21:159:HIS:HA	2.20	0.41
30:21:3:GLY:HA3	30:21:81:ILE:HD12	2.02	0.41
30:21:89:ASP:OD1	30:21:90:THR:N	2.50	0.41
36:25:63:VAL:HG12	36:25:106:LEU:HD11	2.03	0.41
30:29:52:LEU:HD11	30:29:75:VAL:CG1	2.49	0.41
3:2E:58:GLU:HB2	3:2E:65:ALA:CB	2.51	0.41
26:1H:442:G:N3	31:31:48:THR:HG21	2.36	0.41
37:35:47:ASP:HB3	37:35:50:ARG:H	1.86	0.41
24:3K:52:G:H2'	24:3K:53:G:O4'	2.20	0.41
24:3L:37:A:H2'	24:3L:38:A:O4'	2.21	0.41
26:1H:2312:U:O3'	32:41:71:THR:HG21	2.21	0.41
5:42:71:LEU:HD12	5:42:71:LEU:H	1.85	0.41
27:1J:90:C:H5'	38:45:18:LYS:HA	2.03	0.41
32:49:111:LEU:O	32:49:114:ILE:HG23	2.21	0.41
5:4E:45:PHE:CE2	5:4E:47:LYS:HE3	2.56	0.41
13:4I:33:ALA:HA	13:4I:59:TYR:HE2	1.85	0.41
13:4I:4:ILE:HD12	13:4I:5:ALA:N	2.35	0.41

*Continued on next page...*

*Continued from previous page...*

Atom-1	Atom-2	Interatomic distance (Å)	Clash overlap (Å)
26:14:2667:C:O2	33:59:109:PHE:HB3	2.21	0.41
33:59:117:PRO:HB3	33:59:121:ILE:CG2	2.51	0.41
33:59:20:ALA:CB	33:59:23:ARG:HG3	2.51	0.41
40:65:21:THR:H	40:65:21:THR:HG22	1.54	0.41
34:69:109:ILE:HD12	34:69:109:ILE:HA	1.86	0.41
41:75:36:GLU:HG2	41:75:39:ARG:NH2	2.34	0.41
37:78:75:ILE:H	37:78:75:ILE:CD1	2.27	0.41
28:79:46:LYS:HD3	28:79:210:ARG:HG3	2.03	0.41
9:82:70:LYS:HE2	9:82:70:LYS:HB2	1.65	0.41
1:1G:1249:C:C1'	9:82:70:LYS:HD3	2.51	0.41
35:15:4:TYR:CD1	42:85:100:VAL:HG21	2.55	0.41
17:8I:29:HIS:HB3	17:8I:33:GLY:H	1.85	0.41
45:B5:49:VAL:HB	45:B5:83:VAL:CG2	2.51	0.41
45:B5:67:GLY:C	45:B5:69:TYR:N	2.72	0.41
26:1H:29:U:C4'	42:C8:11:ARG:HH22	2.32	0.41
42:C8:34:LYS:HE3	42:C8:34:LYS:HB3	1.77	0.41
26:14:2352:A:N1	48:E5:33:ALA:O	2.53	0.41
50:G5:35:LEU:CD1	50:G5:53:LEU:HD12	2.51	0.41
49:J8:72:GLU:O	49:J8:76:ARG:HG2	2.21	0.41
49:J8:92:LYS:HA	49:J8:93:GLU:CG	2.47	0.41
26:1H:2362:G:P	55:Q8:44:LYS:HZ1	2.43	0.41
2:12:217:ARG:O	2:12:219:VAL:HG13	2.21	0.41
1:13:1177:G:H5''	9:8E:97:LYS:NZ	2.36	0.41
1:13:1298:C:H4'	1:13:1299:A:C4	2.56	0.41
1:13:1442:G:C6	1:13:1446:A:C6	3.09	0.41
1:13:771:G:N7	61:13:1852:HOH:O	2.36	0.41
1:13:773:G:O3'	29:11:202:LYS:NZ	2.52	0.41
26:14:1639:U:O2'	26:14:1640:C:H5'	2.21	0.41
26:14:1641:A:H2'	26:14:1642:G:O4'	2.20	0.41
26:14:2134:A:C5	26:14:2158:A:C8	3.09	0.41
26:14:2274:A:C6	26:14:2276:G:C8	3.09	0.41
26:14:527:C:OP2	26:14:2779:U:H5	2.04	0.41
26:14:2898:U:O5'	26:14:2898:U:H6	2.04	0.41
26:14:898:C:H2'	26:14:899:A:C2	2.56	0.41
35:15:22:THR:HA	35:15:61:ARG:O	2.21	0.41
27:16:32:C:C2	27:16:51:G:N2	2.88	0.41
27:16:71:C:C2	27:16:72:G:C8	3.09	0.41
1:1G:977:A:C8	1:1G:1223:C:N3	2.89	0.41
1:1G:554:C:H2'	1:1G:555:C:C6	2.56	0.41
1:1G:836:G:C6	1:1G:851:G:C6	3.09	0.41
1:1G:918:A:H2'	1:1G:919:A:O4'	2.20	0.41

*Continued on next page...*

*Continued from previous page...*

Atom-1	Atom-2	Interatomic distance (Å)	Clash overlap (Å)
26:1H:1170:G:N2	26:1H:1180:C:C2	2.89	0.41
26:1H:1340:U:H4'	26:1H:1341:U:OP2	2.21	0.41
26:1H:1692:U:O2'	26:1H:1693:U:H2'	2.21	0.41
26:1H:2025:C:H2'	26:1H:2026:C:C6	2.56	0.41
26:1H:2092:U:H4'	26:1H:2093:G:O5'	2.21	0.41
26:1H:918:A:O2'	27:16:96:G:N2	2.49	0.41
26:1H:91:A:H2'	26:1H:92:G:O4'	2.21	0.41
56:1L:11:C:H2'	56:1L:12:U:C6	2.56	0.41
30:21:14:ILE:O	30:21:15:PHE:HB2	2.21	0.41
30:29:144:ARG:HG2	30:29:145:LYS:N	2.22	0.41
11:2A:50:TYR:CD2	11:2A:60:ALA:HB2	2.56	0.41
31:31:103:LYS:HA	31:31:106:ARG:HG3	2.03	0.41
31:31:6:VAL:N	31:31:119:ARG:NH2	2.68	0.41
4:3E:103:ASN:ND2	4:3E:107:ARG:HG3	2.36	0.41
4:3E:151:LYS:HE3	4:3E:151:LYS:HB2	1.89	0.41
38:45:22:LYS:HZ3	38:45:22:LYS:HG2	1.66	0.41
38:45:31:ASP:HA	38:45:134:ARG:HH21	1.86	0.41
33:51:83:TYR:O	33:51:84:SER:OG	2.29	0.41
33:59:20:ALA:O	33:59:22:GLY:N	2.48	0.41
14:5A:21:TYR:OH	14:5A:23:ARG:NH2	2.31	0.41
1:1G:976:G:P	14:5A:32:SER:H	2.42	0.41
6:5E:9:VAL:HG22	6:5E:60:PHE:CE1	2.56	0.41
28:71:47:LEU:HA	28:71:208:PHE:O	2.21	0.41
16:7A:9:PHE:HB2	16:7A:16:HIS:O	2.21	0.41
38:88:109:VAL:HG13	38:88:113:GLN:HB3	2.02	0.41
9:8E:112:LYS:CA	9:8E:119:ALA:HB2	2.44	0.41
9:8E:5:TYR:HE1	9:8E:16:ARG:HB2	1.85	0.41
43:95:71:LEU:HA	43:95:71:LEU:HD13	1.53	0.41
45:B5:88:LYS:HZ2	45:B5:90:GLU:HB2	1.86	0.41
41:B8:54:ARG:HA	41:B8:59:THR:OG1	2.22	0.41
46:C5:92:ASN:O	46:C5:94:LYS:HD3	2.21	0.41
51:H5:30:ARG:NH1	51:H5:31:LEU:HA	2.36	0.41
47:H8:117:LEU:C	47:H8:118:GLN:HG2	2.41	0.41
2:12:61:LEU:HG	2:12:160:ASP:OD1	2.21	0.40
2:12:70:PHE:N	2:12:93:VAL:H	2.18	0.40
1:13:1309:G:C6	1:13:1310:G:C5	3.09	0.40
1:13:1310:G:O2'	1:13:1311:G:H5'	2.20	0.40
1:13:255:G:H4'	17:8I:17:LYS:NZ	2.36	0.40
1:13:645:C:H2'	1:13:646:U:O4'	2.21	0.40
1:13:6:G:H22	5:4E:98:THR:HG22	1.86	0.40
1:13:865:A:H2	1:13:918:A:H4'	1.85	0.40

*Continued on next page...*

*Continued from previous page...*

Atom-1	Atom-2	Interatomic distance (Å)	Clash overlap (Å)
1:13:922:G:C6	1:13:923:A:C6	3.09	0.40
26:14:2029:G:H2'	26:14:2031:A:OP1	2.20	0.40
26:14:218:A:H2	26:14:235:U:H4'	1.85	0.40
26:14:2532:G:H2'	26:14:2533:A:C8	2.56	0.40
26:14:636:G:O2'	26:14:638:G:O2'	2.28	0.40
26:14:925:C:H2'	26:14:926:A:H8	1.86	0.40
26:14:664:C:H4'	26:14:941:A:OP1	2.22	0.40
26:14:952:G:C6	26:14:966:G:C6	3.09	0.40
26:14:995:C:C4	42:85:57:PHE:CZ	3.09	0.40
26:14:997:G:O2'	26:14:998:C:H5'	2.21	0.40
2:1E:145:LEU:O	2:1E:149:LEU:HB2	2.21	0.40
2:1E:50:GLU:O	2:1E:54:THR:HG23	2.21	0.40
2:1E:78:GLN:C	2:1E:79:ASP:HA	2.41	0.40
2:1E:96:ARG:HB3	2:1E:148:TYR:CD1	2.55	0.40
1:1G:1307:U:H2'	1:1G:1308:U:C6	2.56	0.40
1:1G:814:A:H2'	1:1G:816:A:H5'	2.03	0.40
26:1H:1020:A:H4'	26:1H:1021:A:O5'	2.20	0.40
26:1H:1168:G:C2	26:1H:1182:A:C2	3.09	0.40
26:1H:1371:G:H2'	26:1H:1372:U:H5	1.86	0.40
26:1H:1386:C:H2'	26:1H:1387:C:C6	2.55	0.40
26:1H:1465:G:C4	26:1H:1466:G:C8	3.09	0.40
26:1H:1632:A:C6	26:1H:1633:G:C6	3.09	0.40
26:1H:1805:U:O2	29:11:50:THR:HB	2.21	0.40
26:1H:2592:G:C5	26:1H:2593:U:C5	3.09	0.40
26:1H:34:C:C2	26:1H:34:C:OP2	2.74	0.40
26:1H:493:G:H2'	26:1H:494:G:O4'	2.20	0.40
26:1H:631:A:H2'	26:1H:632:A:O4'	2.21	0.40
26:1H:762:U:H4'	26:1H:763:G:O5'	2.22	0.40
26:1H:943:U:C4	26:1H:944:G:N7	2.89	0.40
26:1H:978:G:C2	26:1H:986:C:C2	3.09	0.40
22:1K:74:C:H41	26:1H:2508:G:H5'	1.85	0.40
3:22:29:TYR:O	3:22:29:TYR:HD1	2.04	0.40
23:2K:76:C:H3'	23:2K:77:A:H3'	2.03	0.40
31:31:14:PRO:HD2	31:31:127:GLU:OE2	2.21	0.40
4:32:70:ILE:H	4:32:70:ILE:HD12	1.86	0.40
37:35:99:LEU:HD23	37:35:102:ARG:NH1	2.36	0.40
37:35:126:VAL:HA	37:35:145:PRO:HD2	2.02	0.40
4:3E:148:VAL:HG12	4:3E:149:ALA:O	2.21	0.40
1:13:542:G:H5'	4:3E:41:GLY:HA3	2.03	0.40
24:3K:48:C:C5	24:3K:59:U:H1'	2.56	0.40
24:3K:50:G:C2	24:3K:51:C:N3	2.89	0.40

*Continued on next page...*

*Continued from previous page...*

Atom-1	Atom-2	Interatomic distance (Å)	Clash overlap (Å)
5:42:100:VAL:HG22	5:42:118:ILE:HG22	2.03	0.40
32:49:167:GLU:HG2	32:49:167:GLU:H	1.71	0.40
33:51:80:SER:C	33:51:81:GLU:HG3	2.41	0.40
35:58:46:VAL:HG13	35:58:48:MET:N	2.34	0.40
14:5A:37:PHE:CE2	14:5A:53:LEU:HD12	2.56	0.40
36:68:93:PRO:HG3	36:68:114:ILE:HG12	2.03	0.40
34:69:128:LEU:HD13	34:69:128:LEU:HA	1.50	0.40
7:6E:58:PRO:O	7:6E:61:VAL:HG13	2.21	0.40
8:72:36:LEU:HD12	8:72:59:LEU:HD13	2.03	0.40
41:75:3:ARG:N	41:75:4:GLY:HA3	2.36	0.40
36:25:122:LEU:HD13	41:75:72:VAL:HG11	2.02	0.40
8:7E:86:ILE:HG22	8:7E:87:SER:N	2.36	0.40
9:82:23:ASN:H	9:82:23:ASN:HD22	1.68	0.40
17:8A:10:VAL:CG2	17:8A:19:VAL:HB	2.51	0.40
18:9I:26:LEU:HD23	18:9I:27:GLY:H	1.86	0.40
20:BI:30:LYS:O	20:BI:33:ILE:HG12	2.21	0.40
26:14:2353:G:H4'	48:E5:33:ALA:HB3	2.03	0.40
48:E5:46:LYS:HZ1	48:E5:76:GLY:HA3	1.86	0.40
44:E8:96:ILE:HG21	44:E8:96:ILE:HD13	1.72	0.40
49:F5:41:ARG:HD3	49:F5:43:TYR:CE1	2.56	0.40
51:H5:7:LYS:HB2	51:H5:7:LYS:HE2	1.85	0.40
47:H8:103:ARG:C	47:H8:103:ARG:CD	2.89	0.40
47:H8:53:ILE:HG13	47:H8:53:ILE:O	2.21	0.40
26:14:517:C:P	53:J5:13:LYS:HZ3	2.44	0.40
53:J5:35:GLU:HG2	53:J5:35:GLU:H	1.49	0.40
52:M8:14:ILE:HD11	52:M8:21:VAL:CG1	2.50	0.40
2:12:168:THR:CG2	2:12:192:SER:HA	2.51	0.40
1:13:1048:G:OP2	14:5I:4:LYS:NZ	2.54	0.40
1:13:1132:C:H2'	1:13:1133:G:H8	1.80	0.40
1:13:1455:G:H5''	20:BI:31:SER:HB2	2.03	0.40
1:13:520:A:N1	1:13:536:C:H1'	2.36	0.40
26:14:1180:C:H2'	26:14:1181:C:C6	2.56	0.40
26:14:1288:U:C2	26:14:1327:C:O2	2.74	0.40
26:14:1618:A:O2'	26:14:1618:A:N3	2.44	0.40
26:14:1716:U:O2'	26:14:1717:G:H5'	2.22	0.40
26:14:1757:U:O2	26:14:1762:A:C2	2.74	0.40
26:14:1757:U:O2	26:14:1762:A:H2	2.05	0.40
26:14:2506:U:C2	26:14:2585:U:O4	2.74	0.40
26:14:2645:G:N2	26:14:2767:C:OP2	2.54	0.40
26:14:527:C:OP2	26:14:2779:U:C5	2.75	0.40
26:14:1800:C:P	29:19:183:ARG:HH12	2.44	0.40

*Continued on next page...*

*Continued from previous page...*

Atom-1	Atom-2	Interatomic distance (Å)	Clash overlap (Å)
2:1E:164:VAL:HG22	2:1E:186:ALA:HB1	2.04	0.40
2:1E:220:ASP:HA	2:1E:223:ILE:HD11	2.02	0.40
1:1G:1260:C:H3'	1:1G:1260:C:C6	2.56	0.40
1:1G:1352:C:H2'	1:1G:1353:G:C8	2.56	0.40
1:1G:625:G:H2'	1:1G:626:U:H6	1.85	0.40
26:1H:1509:C:O3'	26:1H:1510:A:H4'	2.20	0.40
26:1H:1544:C:H2'	26:1H:1544:C:O2	2.22	0.40
26:1H:1553:A:HO2'	26:1H:1554:A:H8	1.67	0.40
26:1H:1730:U:O2'	26:1H:1731:G:OP1	2.35	0.40
26:1H:1900:A:C8	26:1H:1900:A:C5'	3.03	0.40
26:1H:2810:A:H2'	26:1H:2811:G:O4'	2.21	0.40
26:1H:725:G:C6	26:1H:726:G:N1	2.90	0.40
26:1H:996:A:C2	26:1H:997:G:C8	3.09	0.40
61:13:1902:HOH:O	10:1I:57:LYS:HD2	2.20	0.40
56:1L:26:A:N6	56:1L:44:G:H1	2.19	0.40
30:21:53:PRO:O	30:21:56:PRO:HD2	2.21	0.40
30:29:117:MET:HB3	30:29:117:MET:HE3	1.82	0.40
30:29:11:MET:HA	30:29:24:THR:HA	2.03	0.40
23:2K:21:U:O2'	23:2K:22:A:H5'	2.21	0.40
37:35:65:ARG:HB3	61:35:309:HOH:O	2.22	0.40
37:35:76:LYS:CE	37:35:76:LYS:HA	2.50	0.40
31:39:128:ALA:O	31:39:130:ALA:N	2.54	0.40
4:3E:174:LEU:HB2	4:3E:184:LYS:O	2.20	0.40
12:3I:77:LEU:HD21	12:3I:107:ALA:HB2	2.03	0.40
32:41:77:ILE:HD12	32:41:79:ASN:N	2.36	0.40
5:42:101:ILE:HD11	5:42:119:LEU:HD23	2.03	0.40
32:49:105:LYS:O	32:49:109:VAL:HG12	2.22	0.40
32:49:53:LEU:HD12	32:49:90:LEU:HD13	2.02	0.40
1:1G:952:U:C5	13:4A:104:ARG:NH2	2.89	0.40
13:4A:39:ILE:HG22	13:4A:40:ASN:H	1.85	0.40
35:58:46:VAL:HG11	35:58:48:MET:HE3	2.03	0.40
33:59:92:ILE:HG23	33:59:93:GLY:N	2.32	0.40
15:6I:24:SER:O	15:6I:28:GLN:HG3	2.21	0.40
16:7I:74:LEU:HD21	16:7I:79:VAL:CG2	2.51	0.40
38:88:68:ILE:HD13	38:88:103:MET:HB3	2.03	0.40
38:88:55:VAL:HG12	38:88:64:ILE:HD12	2.03	0.40
38:88:36:ALA:O	38:88:99:PRO:HA	2.22	0.40
17:8A:63:ARG:HE	17:8A:63:ARG:HB3	1.75	0.40
17:8A:63:ARG:HG2	17:8A:64:PRO:HD2	2.04	0.40
18:9A:53:ARG:HE	18:9A:59:SER:C	2.25	0.40
45:B5:16:LYS:HZ2	45:B5:16:LYS:HG3	1.78	0.40

*Continued on next page...*



*Continued from previous page...*

Atom-1	Atom-2	Interatomic distance (Å)	Clash overlap (Å)
41:B8:114:LEU:HA	41:B8:114:LEU:HD13	1.72	0.40
20:BI:83:ARG:HH11	20:BI:86:ARG:CZ	2.34	0.40
49:F5:50:ARG:HB2	49:F5:50:ARG:HE	1.71	0.40
46:G8:82:PRO:HB2	46:G8:98:VAL:H	1.87	0.40
51:H5:52:HIS:CD2	51:H5:53:LEU:HD13	2.56	0.40
47:H8:120:ILE:HG21	47:H8:170:THR:C	2.42	0.40
1:13:1054:C:OP2	1:13:1197:G:OP2	2.39	0.40
1:13:1106:G:C6	1:13:1107:C:C4	3.09	0.40
1:13:1301:U:H1'	1:13:1302:U:OP1	2.21	0.40
1:13:1349:A:H2'	1:13:1350:A:C8	2.55	0.40
1:13:258:G:H2'	1:13:259:G:C8	2.57	0.40
1:13:642:A:N3	8:7E:113:SER:OG	2.53	0.40
1:13:666:G:OP1	1:13:666:G:H8	2.04	0.40
1:13:743:U:H2'	1:13:744:C:C6	2.57	0.40
26:14:1264:G:H2'	26:14:2014:A:N6	2.36	0.40
26:14:2014:A:H4'	44:A5:92:ARG:HH12	1.86	0.40
26:14:2422:A:H2'	26:14:2422:A:H8	1.75	0.40
26:14:2786:U:H5''	30:29:66:HIS:CB	2.50	0.40
26:14:513:A:C2	26:14:514:A:C4	3.09	0.40
26:14:657:U:H2'	26:14:658:C:C6	2.57	0.40
26:14:738:G:C6	26:14:739:G:C2	3.08	0.40
2:1E:201:ILE:HG13	2:1E:201:ILE:O	2.21	0.40
1:1G:1015:A:N6	1:1G:1016:A:C6	2.89	0.40
1:1G:1223:C:H5''	1:1G:1224:G:C5'	2.42	0.40
1:1G:1249:C:O2'	9:82:66:ARG:NH2	2.47	0.40
1:1G:942:G:C2	1:1G:1342:C:C2	3.09	0.40
1:1G:157:G:C2	1:1G:165:C:C2	3.09	0.40
1:1G:558:G:H2'	1:1G:559:A:H2	1.86	0.40
26:1H:1156:A:O4'	42:C8:51:LYS:HE3	2.21	0.40
26:1H:143:C:H2'	26:1H:144:C:C6	2.56	0.40
26:1H:1482:U:O4	26:1H:1510:A:H1'	2.22	0.40
26:1H:1726:G:H2'	26:1H:1727:U:O4'	2.21	0.40
26:1H:185:U:H2'	26:1H:186:G:H8	1.86	0.40
1:13:1517:G:H1'	26:1H:1919:A:O3'	2.21	0.40
26:1H:2567:G:H2'	26:1H:2568:C:C6	2.56	0.40
26:1H:380:U:H5''	49:J8:18:ILE:HD12	2.03	0.40
26:1H:433:C:C4	26:1H:434:U:O4	2.74	0.40
27:1J:46:A:H2'	27:1J:47:C:C6	2.56	0.40
3:22:150:LYS:HE3	3:22:169:ALA:HB3	2.03	0.40
3:22:46:GLU:H	3:22:46:GLU:HG2	1.54	0.40
23:2L:44:A:C2	23:2L:45:A:C5	3.09	0.40

*Continued on next page...*

*Continued from previous page...*

Atom-1	Atom-2	Interatomic distance (Å)	Clash overlap (Å)
1:1G:521:G:O5'	12:3A:73:GLU:HG2	2.21	0.40
12:3I:119:LYS:HG3	12:3I:119:LYS:H	1.60	0.40
24:3K:24:G:C6	24:3K:25:C:N4	2.89	0.40
24:3K:56:C:C4	26:1H:2112:G:C6	3.08	0.40
5:42:111:GLU:O	5:42:114:GLY:N	2.43	0.40
38:45:24:GLY:O	38:45:102:VAL:HG23	2.21	0.40
38:45:28:ALA:N	38:45:105:GLU:OE2	2.54	0.40
13:4A:66:LEU:HA	13:4A:66:LEU:HD23	1.89	0.40
13:4A:80:ARG:O	13:4A:84:ILE:HG13	2.22	0.40
13:4A:86:CYS:O	13:4A:89:GLY:N	2.45	0.40
5:4E:142:LEU:HA	5:4E:142:LEU:HD12	1.86	0.40
26:1H:2667:C:H1'	33:51:109:PHE:CD1	2.57	0.40
33:59:82:GLY:HA3	33:59:135:GLY:O	2.21	0.40
14:5I:6:LEU:HB3	14:5I:23:ARG:NH2	2.36	0.40
34:61:97:ILE:HG12	34:61:140:LEU:HD13	2.03	0.40
7:62:144:MET:O	7:62:146:GLU:HB3	2.21	0.40
40:65:85:VAL:HG23	40:65:86:ALA:N	2.36	0.40
34:69:5:LEU:HD12	34:69:17:GLN:O	2.20	0.40
28:71:46:LYS:H	28:71:46:LYS:HZ3	1.68	0.40
16:7A:22:THR:HA	16:7A:33:ILE:HD12	2.04	0.40
1:1G:474:G:H5''	16:7A:81:ARG:HH21	1.85	0.40
8:7E:111:ILE:O	8:7E:111:ILE:HD12	2.21	0.40
8:7E:39:LEU:HD13	8:7E:45:ILE:CG1	2.51	0.40
17:8I:34:LYS:HG2	17:8I:35:VAL:N	2.36	0.40
17:8I:56:VAL:O	17:8I:77:VAL:HG22	2.22	0.40
6:52:94:GLN:OE1	18:9A:32:ARG:HD3	2.20	0.40
44:A5:21:VAL:HG12	44:A5:47:VAL:HG21	2.03	0.40
40:A8:36:TYR:HB3	40:A8:52:SER:HB3	2.03	0.40
19:AA:40:ILE:HD11	19:AA:71:LEU:HB3	2.03	0.40
19:AI:40:ILE:HG22	19:AI:41:VAL:CG1	2.40	0.40
49:F5:15:ALA:O	49:F5:40:ARG:HG3	2.21	0.40
51:H5:7:LYS:O	51:H5:55:ARG:N	2.46	0.40
52:I5:13:ARG:HG3	52:I5:22:ILE:HA	2.04	0.40
52:I5:14:ILE:H	52:I5:14:ILE:HG13	1.61	0.40
55:Q8:8:LYS:HB3	55:Q8:12:LYS:HE3	2.03	0.40
2:12:73:THR:HG21	2:12:97:TRP:H	1.86	0.40
1:13:101:A:OP2	1:13:101:A:H8	2.03	0.40
1:13:1253:G:H2'	1:13:1254:C:C6	2.57	0.40
1:13:599:C:H2'	1:13:600:C:H6	1.87	0.40
26:14:137(A):G:H2'	26:14:139:G:N7	2.37	0.40
26:14:1558:A:H4'	26:14:1559:G:H2'	2.04	0.40

*Continued on next page...*

*Continued from previous page...*

Atom-1	Atom-2	Interatomic distance (Å)	Clash overlap (Å)
26:14:1754:C:H2'	26:14:1755:A:C8	2.56	0.40
26:14:1839:G:H2'	26:14:1839:G:N3	2.37	0.40
35:15:112:LEU:CG	35:15:115:ARG:HH21	2.31	0.40
27:16:0:A:H8	27:16:0:A:OP2	2.04	0.40
2:1E:155:LEU:HG	2:1E:159:PRO:HD3	2.03	0.40
2:1E:21:ARG:NE	2:1E:22:LYS:HB3	2.36	0.40
2:1E:86:GLU:C	2:1E:89:GLY:H	2.24	0.40
1:1G:1055:A:H5''	1:1G:1056:U:OP2	2.20	0.40
1:1G:1129:C:H5	1:1G:1141:C:N4	2.19	0.40
1:1G:186(A):C:O2	20:BA:105:SER:HB2	2.21	0.40
1:1G:554:C:H2'	1:1G:555:C:H6	1.86	0.40
26:1H:1202:C:N4	26:1H:1203:G:C6	2.90	0.40
26:1H:1530:G:H2'	26:1H:1531:C:O4'	2.21	0.40
26:1H:1632:A:H8	26:1H:1632:A:O5'	2.04	0.40
26:1H:1834:U:H4'	26:1H:1969:A:C6	2.57	0.40
26:1H:2048:G:N7	61:1H:3820:HOH:O	2.37	0.40
26:1H:2308:G:N1	26:1H:2311:A:C2	2.65	0.40
26:1H:2533:A:OP1	26:1H:2665:A:H1'	2.21	0.40
26:1H:299:A:H62	26:1H:300:A:N6	2.19	0.40
26:1H:34:C:O2'	26:1H:35:G:P	2.80	0.40
26:1H:525:U:H5'	26:1H:556:G:OP1	2.22	0.40
22:1K:21:A:C6	22:1K:47:U:C2	3.09	0.40
30:21:202:LYS:N	30:21:203:LYS:HA	2.36	0.40
3:22:44:GLU:O	3:22:47:LEU:HD22	2.21	0.40
3:22:52:LEU:CD2	3:22:55:VAL:HG13	2.51	0.40
1:1G:1524:C:OP1	11:2A:120:ARG:NH1	2.55	0.40
23:2L:73:A:N6	23:2L:74:A:N6	2.69	0.40
4:32:57:ARG:H	4:32:57:ARG:HG2	1.49	0.40
37:35:3:LEU:HA	37:35:3:LEU:HD23	1.69	0.40
31:39:7:TYR:HD1	31:39:17:ARG:NH1	2.20	0.40
1:1G:6:G:H22	5:42:98:THR:HG22	1.86	0.40
33:51:19:VAL:HG12	33:51:20:ALA:N	2.35	0.40
39:55:100:LEU:HD21	39:55:113:LEU:CD2	2.51	0.40
39:55:2:ARG:HA	39:55:5:LYS:HZ1	1.87	0.40
6:5E:10:LEU:HD12	6:5E:61:LEU:HD11	2.04	0.40
1:13:1378:C:P	7:6E:6:ARG:HE	2.44	0.40
7:6E:88:PRO:HG3	7:6E:149:ARG:HA	2.02	0.40
26:14:2847:U:P	41:75:98:LYS:HZ3	2.45	0.40
1:13:255:G:H4'	17:8I:17:LYS:HD3	2.04	0.40
43:95:38:LEU:O	43:95:39:LEU:HB2	2.22	0.40
39:98:101:ALA:HA	53:N8:44:THR:HG21	2.04	0.40

*Continued on next page...*

*Continued from previous page...*

Atom-1	Atom-2	Interatomic distance (Å)	Clash overlap (Å)
18:9I:41:LYS:HB2	18:9I:41:LYS:HE3	1.83	0.40
44:A5:14:PRO:HA	44:A5:17:VAL:HG12	2.04	0.40
40:A8:24:LEU:HB2	40:A8:85:VAL:HG12	2.04	0.40
40:A8:62:LYS:O	40:A8:65:VAL:HG12	2.21	0.40
1:1G:1318:A:O2'	19:AA:37:ARG:HB2	2.22	0.40
20:BA:46:GLU:HB2	20:BA:48:LYS:HG2	2.03	0.40
43:D8:35:LEU:CD2	43:D8:57:VAL:HG13	2.51	0.40
45:F8:41:ASN:OD1	45:F8:41:ASN:N	2.53	0.40
50:G5:3:LEU:HD22	50:G5:4:SER:OG	2.21	0.40
47:H8:140:ASP:HB3	47:H8:141:VAL:H	1.66	0.40
47:H8:4:ARG:HD3	47:H8:58:VAL:N	2.37	0.40
47:H8:4:ARG:HD3	47:H8:59:LEU:N	2.36	0.40
49:J8:61:ARG:HH11	49:J8:61:ARG:HD3	1.74	0.40
26:14:686:G:N7	54:L5:5:TRP:CH2	2.90	0.40
2:12:28:PHE:HE1	2:12:188:ALA:HB1	1.86	0.40
1:13:1095:U:P	1:13:1108:G:H1	2.44	0.40
1:13:1142:G:H2'	1:13:1143:G:O4'	2.22	0.40
1:13:1262:C:H42	1:13:1273:G:H1	1.69	0.40
1:13:724:G:O2'	1:13:725:G:H5'	2.20	0.40
1:13:998:G:H2'	1:13:998(A):C:C6	2.56	0.40
26:14:1151:G:C2	26:14:1152:C:C2	3.10	0.40
26:14:1412:A:H2'	26:14:1413:G:H8	1.85	0.40
26:14:2287:A:C2	26:14:2346:A:C2	3.10	0.40
26:14:24:G:C6	26:14:25:U:N3	2.90	0.40
26:14:2678:C:H2'	26:14:2679:A:O4'	2.22	0.40
26:14:2870:C:H2'	26:14:2871:C:O4'	2.22	0.40
26:14:320:A:H4'	26:14:322:A:N7	2.37	0.40
26:14:7:G:H2'	26:14:8:A:H8	1.82	0.40
26:14:974:G:C4	26:14:989:G:C2	3.10	0.40
35:15:131:GLN:HG3	35:15:132:ALA:H	1.86	0.40
2:1E:61:LEU:HD21	2:1E:68:ILE:HD11	2.03	0.40
1:13:1244:C:OP2	21:1F:9:ARG:CZ	2.69	0.40
1:1G:110:C:H2'	1:1G:111:G:O4'	2.22	0.40
1:1G:113:G:O4'	1:1G:354:G:H4'	2.21	0.40
1:1G:1225:A:H5''	13:4A:103:THR:HG22	2.04	0.40
1:1G:1259:C:HO2'	1:1G:1283:G:H21	1.60	0.40
1:1G:1310:G:O2'	1:1G:1311:G:H5'	2.22	0.40
1:1G:167:G:O2'	1:1G:168:G:H5'	2.21	0.40
1:1G:476:G:H2'	1:1G:477:G:H8	1.87	0.40
1:1G:620:C:C6	4:32:135:LEU:HD13	2.56	0.40
1:1G:949:A:H1'	1:1G:1364:U:O2	2.21	0.40

*Continued on next page...*

*Continued from previous page...*

Atom-1	Atom-2	Interatomic distance (Å)	Clash overlap (Å)
1:1G:983:A:H2	1:1G:984:C:C6	2.40	0.40
26:1H:1401:G:H2'	26:1H:1402:C:C6	2.56	0.40
26:1H:1505:C:H2'	26:1H:1506:C:C6	2.56	0.40
26:1H:1551:C:C2'	26:1H:1552:G:H5'	2.51	0.40
26:1H:2154:G:C2	26:1H:2155:G:N7	2.89	0.40
26:1H:2287:A:C4	26:1H:2289:G:C8	3.10	0.40
26:1H:2469:A:H2'	26:1H:2470:G:O4'	2.21	0.40
26:1H:2566:A:H4'	26:1H:2567:G:O5'	2.21	0.40
26:1H:2593:U:O2'	26:1H:2594:C:H5'	2.22	0.40
26:1H:325:G:H2'	26:1H:326:G:H8	1.86	0.40
26:1H:445:C:O2'	26:1H:446:G:H5'	2.22	0.40
26:1H:527:C:H4'	26:1H:528:A:O5'	2.21	0.40
27:1J:101:A:C8	27:1J:101:A:OP2	2.74	0.40
27:1J:11:C:H3'	27:1J:12:C:C6	2.57	0.40
22:1K:7:U:C2	22:1K:49:G:N2	2.90	0.40
3:22:88:ARG:N	3:22:88:ARG:HD2	2.37	0.40
36:25:22:ILE:HA	36:25:22:ILE:HD12	1.89	0.40
4:32:177:ASP:O	4:32:180:GLY:N	2.38	0.40
1:1G:429:U:H3'	4:32:9:CYS:SG	2.61	0.40
37:35:122:PRO:CB	37:35:141:ALA:HB1	2.52	0.40
26:14:831:G:N2	37:35:53:GLY:O	2.54	0.40
31:39:80:ALA:O	31:39:83:PHE:HB2	2.22	0.40
1:1G:363:A:P	12:3A:34:ARG:HH21	2.44	0.40
24:3L:6:A:N6	24:3L:67:U:H3	2.18	0.40
32:41:129:GLY:O	32:41:161:THR:HB	2.22	0.40
5:42:17:ALA:C	5:42:18:ARG:CZ	2.90	0.40
38:45:26:TYR:CD1	38:45:27:VAL:CG2	3.03	0.40
32:49:93:THR:HG22	32:49:95:ARG:CD	2.51	0.40
13:4A:89:GLY:CA	13:4A:92:HIS:HB3	2.43	0.40
5:4E:110:LEU:HD21	5:4E:118:ILE:CD1	2.52	0.40
40:65:86:ALA:O	40:65:87:PHE:HB2	2.22	0.40
34:69:68:LEU:HA	34:69:71:ILE:HG12	2.03	0.40
1:1G:751:U:H4'	15:6A:24:SER:HA	2.03	0.40
1:13:1346:A:C4	7:6E:10:ARG:NH1	2.90	0.40
7:6E:6:ARG:NE	7:6E:6:ARG:CA	2.82	0.40
41:75:93:ARG:HG2	41:75:93:ARG:NH1	2.35	0.40
8:7E:6:ILE:HG13	8:7E:85:ARG:NH1	2.37	0.40
17:8I:43:LEU:HB2	17:8I:69:LYS:HD2	2.04	0.40
40:A8:18:ILE:HD13	40:A8:88:ASP:HA	2.03	0.40
1:1G:1319:A:H4'	19:AA:70:LYS:NZ	2.37	0.40
20:BA:17:ARG:H	20:BA:17:ARG:HG3	1.76	0.40

*Continued on next page...*

Continued from previous page...

Atom-1	Atom-2	Interatomic distance (Å)	Clash overlap (Å)
20:BA:97:ALA:C	20:BA:99:LEU:H	2.25	0.40
42:C8:91:ASP:O	42:C8:92:ARG:C	2.60	0.40
48:E5:24:LYS:O	48:E5:25:ARG:HD3	2.21	0.40

There are no symmetry-related clashes.

## 5.3 Torsion angles [i](#)

### 5.3.1 Protein backbone [i](#)

In the following table, the Percentiles column shows the percent Ramachandran outliers of the chain as a percentile score with respect to all X-ray entries followed by that with respect to entries of similar resolution.

The Analysed column shows the number of residues for which the backbone conformation was analysed, and the total number of residues.

Mol	Chain	Analysed	Favoured	Allowed	Outliers	Percentiles	
2	12	203/256 (79%)	172 (85%)	25 (12%)	6 (3%)	5	26
2	1E	231/256 (90%)	188 (81%)	41 (18%)	2 (1%)	21	61
3	22	191/239 (80%)	167 (87%)	24 (13%)	0	100	100
3	2E	203/239 (85%)	181 (89%)	22 (11%)	0	100	100
4	32	206/209 (99%)	183 (89%)	22 (11%)	1 (0%)	34	74
4	3E	205/209 (98%)	190 (93%)	15 (7%)	0	100	100
5	42	147/162 (91%)	140 (95%)	7 (5%)	0	100	100
5	4E	147/162 (91%)	140 (95%)	6 (4%)	1 (1%)	26	67
6	52	99/101 (98%)	97 (98%)	2 (2%)	0	100	100
6	5E	98/101 (97%)	93 (95%)	5 (5%)	0	100	100
7	62	136/156 (87%)	123 (90%)	13 (10%)	0	100	100
7	6E	152/156 (97%)	140 (92%)	12 (8%)	0	100	100
8	72	135/138 (98%)	125 (93%)	7 (5%)	3 (2%)	8	35
8	7E	136/138 (99%)	124 (91%)	11 (8%)	1 (1%)	26	67
9	82	119/128 (93%)	101 (85%)	17 (14%)	1 (1%)	24	64
9	8E	124/128 (97%)	101 (82%)	19 (15%)	4 (3%)	5	24
10	1A	76/105 (72%)	70 (92%)	6 (8%)	0	100	100

Continued on next page...

*Continued from previous page...*

Mol	Chain	Analysed	Favoured	Allowed	Outliers	Percentiles	
10	1I	93/105 (89%)	82 (88%)	10 (11%)	1 (1%)	17	56
11	2A	111/129 (86%)	102 (92%)	7 (6%)	2 (2%)	11	42
11	2I	109/129 (84%)	98 (90%)	10 (9%)	1 (1%)	21	61
12	3A	120/132 (91%)	101 (84%)	14 (12%)	5 (4%)	3	17
12	3I	120/132 (91%)	106 (88%)	11 (9%)	3 (2%)	7	31
13	4A	109/126 (86%)	98 (90%)	9 (8%)	2 (2%)	11	42
13	4I	117/126 (93%)	97 (83%)	20 (17%)	0	100	100
14	5A	57/61 (93%)	48 (84%)	8 (14%)	1 (2%)	11	42
14	5I	58/61 (95%)	48 (83%)	8 (14%)	2 (3%)	5	22
15	6A	85/89 (96%)	83 (98%)	2 (2%)	0	100	100
15	6I	85/89 (96%)	81 (95%)	4 (5%)	0	100	100
16	7A	82/88 (93%)	76 (93%)	5 (6%)	1 (1%)	16	53
16	7I	81/88 (92%)	79 (98%)	2 (2%)	0	100	100
17	8A	97/105 (92%)	91 (94%)	6 (6%)	0	100	100
17	8I	98/105 (93%)	89 (91%)	7 (7%)	2 (2%)	9	38
18	9A	65/88 (74%)	61 (94%)	4 (6%)	0	100	100
18	9I	66/88 (75%)	62 (94%)	3 (4%)	1 (2%)	13	47
19	AA	56/93 (60%)	49 (88%)	5 (9%)	2 (4%)	4	21
19	AI	80/93 (86%)	67 (84%)	8 (10%)	5 (6%)	2	8
20	BA	97/106 (92%)	85 (88%)	10 (10%)	2 (2%)	9	37
20	BI	95/106 (90%)	82 (86%)	13 (14%)	0	100	100
21	1B	20/27 (74%)	19 (95%)	1 (5%)	0	100	100
21	1F	21/27 (78%)	19 (90%)	2 (10%)	0	100	100
28	7I	129/229 (56%)	116 (90%)	12 (9%)	1 (1%)	24	64
28	79	45/229 (20%)	40 (89%)	4 (9%)	1 (2%)	8	35
29	11	271/276 (98%)	241 (89%)	21 (8%)	9 (3%)	5	23
29	19	272/276 (99%)	243 (89%)	25 (9%)	4 (2%)	13	47
30	21	200/206 (97%)	154 (77%)	37 (18%)	9 (4%)	3	15
30	29	202/206 (98%)	155 (77%)	35 (17%)	12 (6%)	2	9
31	31	200/210 (95%)	179 (90%)	18 (9%)	3 (2%)	13	47
31	39	202/210 (96%)	159 (79%)	35 (17%)	8 (4%)	4	18

*Continued on next page...*

*Continued from previous page...*

Mol	Chain	Analysed	Favoured	Allowed	Outliers	Percentiles	
32	41	177/182 (97%)	156 (88%)	18 (10%)	3 (2%)	11	43
32	49	179/182 (98%)	159 (89%)	19 (11%)	1 (1%)	30	70
33	51	172/180 (96%)	138 (80%)	23 (13%)	11 (6%)	2	7
33	59	165/180 (92%)	129 (78%)	30 (18%)	6 (4%)	4	21
34	61	144/148 (97%)	120 (83%)	21 (15%)	3 (2%)	9	37
34	69	143/148 (97%)	113 (79%)	27 (19%)	3 (2%)	9	37
35	15	136/140 (97%)	124 (91%)	11 (8%)	1 (1%)	26	67
35	58	135/140 (96%)	115 (85%)	17 (13%)	3 (2%)	8	35
36	25	120/122 (98%)	114 (95%)	6 (5%)	0	100	100
36	68	120/122 (98%)	116 (97%)	4 (3%)	0	100	100
37	35	145/150 (97%)	117 (81%)	27 (19%)	1 (1%)	26	67
37	78	145/150 (97%)	116 (80%)	21 (14%)	8 (6%)	2	11
38	45	137/141 (97%)	115 (84%)	19 (14%)	3 (2%)	8	35
38	88	139/141 (99%)	121 (87%)	12 (9%)	6 (4%)	3	16
39	55	116/118 (98%)	109 (94%)	6 (5%)	1 (1%)	21	61
39	98	116/118 (98%)	107 (92%)	7 (6%)	2 (2%)	11	43
40	65	108/112 (96%)	91 (84%)	16 (15%)	1 (1%)	21	61
40	A8	109/112 (97%)	92 (84%)	15 (14%)	2 (2%)	11	42
41	75	131/146 (90%)	120 (92%)	8 (6%)	3 (2%)	8	34
41	B8	134/146 (92%)	120 (90%)	12 (9%)	2 (2%)	13	47
42	85	114/118 (97%)	102 (90%)	12 (10%)	0	100	100
42	C8	113/118 (96%)	105 (93%)	3 (3%)	5 (4%)	3	16
43	95	98/101 (97%)	81 (83%)	14 (14%)	3 (3%)	5	25
43	D8	98/101 (97%)	88 (90%)	8 (8%)	2 (2%)	9	38
44	A5	109/113 (96%)	103 (94%)	5 (5%)	1 (1%)	21	61
44	E8	108/113 (96%)	100 (93%)	8 (7%)	0	100	100
45	B5	92/96 (96%)	81 (88%)	9 (10%)	2 (2%)	8	35
45	F8	93/96 (97%)	87 (94%)	5 (5%)	1 (1%)	17	56
46	C5	102/110 (93%)	71 (70%)	24 (24%)	7 (7%)	1	6
46	G8	101/110 (92%)	82 (81%)	15 (15%)	4 (4%)	4	18
47	D5	127/206 (62%)	102 (80%)	21 (16%)	4 (3%)	5	25

*Continued on next page...*



Continued from previous page...

Mol	Chain	Analysed	Favoured	Allowed	Outliers	Percentiles	
47	H8	168/206 (82%)	132 (79%)	32 (19%)	4 (2%)	7	33
48	E5	74/85 (87%)	66 (89%)	7 (10%)	1 (1%)	14	49
48	I8	75/85 (88%)	68 (91%)	6 (8%)	1 (1%)	15	51
49	F5	92/98 (94%)	80 (87%)	11 (12%)	1 (1%)	17	56
49	J8	92/98 (94%)	86 (94%)	4 (4%)	2 (2%)	8	35
50	G5	67/72 (93%)	62 (92%)	2 (3%)	3 (4%)	3	15
50	K8	66/72 (92%)	60 (91%)	3 (4%)	3 (4%)	3	15
51	H5	56/60 (93%)	55 (98%)	1 (2%)	0	100	100
51	L8	56/60 (93%)	51 (91%)	5 (9%)	0	100	100
52	I5	61/71 (86%)	28 (46%)	28 (46%)	5 (8%)	1	4
52	M8	57/71 (80%)	39 (68%)	13 (23%)	5 (9%)	1	4
53	J5	54/60 (90%)	50 (93%)	4 (7%)	0	100	100
53	N8	54/60 (90%)	49 (91%)	5 (9%)	0	100	100
54	L5	45/49 (92%)	42 (93%)	3 (7%)	0	100	100
54	P8	45/49 (92%)	43 (96%)	2 (4%)	0	100	100
55	M5	62/65 (95%)	54 (87%)	6 (10%)	2 (3%)	5	24
55	Q8	62/65 (95%)	52 (84%)	7 (11%)	3 (5%)	3	14
All	All	11163/12404 (90%)	9756 (87%)	1192 (11%)	215 (2%)	10	40

All (215) Ramachandran outliers are listed below:

Mol	Chain	Res	Type
9	8E	111	ARG
18	9I	22	VAL
19	AI	41	VAL
30	21	77	ILE
37	78	25	SER
38	88	59	ARG
42	C8	89	GLU
43	D8	45	THR
47	H8	165	VAL
52	M8	5	ILE
52	M8	50	VAL
2	12	219	VAL
8	72	99	GLU
9	82	118	LYS

Continued on next page...

*Continued from previous page...*

Mol	Chain	Res	Type
30	29	25	VAL
31	39	28	ILE
31	39	84	VAL
32	49	5	VAL
39	55	107	ASP
41	75	10	VAL
41	75	11	GLU
47	D5	53	ILE
47	D5	165	VAL
48	E5	33	ALA
49	F5	30	VAL
52	I5	5	ILE
8	7E	86	ILE
12	3I	16	GLU
12	3I	48	PRO
19	AI	9	VAL
19	AI	67	VAL
29	11	122	ASP
30	21	62	PRO
30	21	72	VAL
30	21	118	LYS
33	51	10	PRO
33	51	84	SER
33	51	157	TYR
34	61	83	ALA
38	88	6	ARG
38	88	66	ILE
38	88	134	ARG
42	C8	93	LYS
45	F8	4	ALA
48	I8	10	THR
49	J8	93	GLU
50	K8	48	HIS
55	Q8	50	LEU
2	12	71	VAL
11	2A	101	SER
12	3A	18	VAL
12	3A	26	ALA
16	7A	48	TRP
19	AA	9	VAL
29	19	273	ARG
30	29	9	VAL

*Continued on next page...*

*Continued from previous page...*

Mol	Chain	Res	Type
30	29	59	VAL
31	39	25	PRO
31	39	128	ALA
31	39	149	ASP
34	69	113	ARG
38	45	27	VAL
40	65	87	PHE
45	B5	68	ARG
46	C5	29	GLU
47	D5	161	VAL
50	G5	48	HIS
10	1I	28	ARG
29	11	3	VAL
29	11	273	ARG
30	21	21	VAL
30	21	64	LYS
32	41	97	ASP
33	51	12	PRO
33	51	138	LYS
34	61	145	VAL
35	58	97	ARG
37	78	15	ARG
42	C8	90	VAL
43	D8	49	THR
46	G8	81	LYS
49	J8	76	ARG
52	M8	53	GLU
55	Q8	35	GLN
2	12	122	PHE
20	BA	13	LEU
29	19	40	THR
30	29	26	ILE
30	29	51	PHE
30	29	78	LEU
31	39	26	ALA
31	39	124	LEU
33	59	92	ILE
46	C5	92	ASN
52	I5	25	TYR
55	M5	34	TRP
2	1E	22	LYS
9	8E	92	TYR

*Continued on next page...*

*Continued from previous page...*

Mol	Chain	Res	Type
9	8E	112	LYS
11	2I	82	VAL
12	3I	19	ARG
17	8I	17	LYS
30	2I	82	ARG
31	3I	197	ASP
33	5I	137	ASP
33	5I	154	PRO
35	58	22	THR
35	58	128	HIS
37	78	14	LYS
37	78	27	HIS
37	78	30	THR
39	98	45	ARG
40	A8	88	ASP
41	B8	106	SER
46	G8	53	PRO
50	K8	43	GLN
50	K8	47	ASN
55	Q8	47	LYS
8	72	98	LYS
13	4A	95	GLY
30	29	81	ILE
30	29	90	THR
31	39	167	ALA
38	45	90	VAL
41	75	94	ALA
43	95	71	LEU
44	A5	44	ALA
46	C5	17	SER
47	D5	61	LEU
50	G5	5	GLU
50	G5	47	ASN
52	I5	33	VAL
55	M5	35	GLN
14	5I	13	THR
14	5I	14	PRO
17	8I	79	SER
28	7I	178	ALA
29	1I	30	GLU
29	1I	40	THR
29	1I	240	ALA

*Continued on next page...*

*Continued from previous page...*

Mol	Chain	Res	Type
30	21	89	ASP
31	31	130	ALA
32	41	96	ARG
33	51	170	ARG
34	61	133	HIS
37	78	19	VAL
39	98	3	HIS
40	A8	4	LEU
52	M8	25	TYR
2	12	101	MET
4	32	153	ARG
8	72	73	ASP
12	3A	19	ARG
12	3A	47	LYS
14	5A	29	ARG
33	59	168	PRO
34	69	111	PRO
35	15	128	HIS
38	45	79	LEU
46	C5	9	LYS
46	C5	19	LYS
5	4E	115	VAL
9	8E	29	ASN
29	11	28	GLU
30	21	52	LEU
32	41	5	VAL
33	51	27	LYS
33	51	87	LEU
38	88	79	LEU
41	B8	110	ILE
42	C8	92	ARG
46	G8	42	VAL
47	H8	94	GLU
52	M8	34	GLU
13	4A	84	ILE
28	79	22	ILE
30	29	52	LEU
30	29	62	PRO
33	59	167	GLU
37	35	57	THR
45	B5	51	VAL
19	AI	40	ILE

*Continued on next page...*

*Continued from previous page...*

Mol	Chain	Res	Type
29	11	36	PRO
12	3A	96	VAL
43	95	72	VAL
43	95	99	ILE
29	11	123	ALA
37	78	95	VAL
38	88	27	VAL
42	C8	88	ILE
47	H8	53	ILE
47	H8	141	VAL
2	12	39	ILE
11	2A	48	ILE
19	AA	67	VAL
33	59	131	VAL
46	C5	3	VAL
46	C5	30	VAL
2	1E	127	ILE
31	31	132	VAL
2	12	223	ILE
29	19	3	VAL
30	29	61	ARG
33	59	169	VAL
34	69	144	VAL
33	51	133	VAL
37	78	7	ARG
46	G8	76	CYS
20	BA	100	ILE
29	19	36	PRO
30	29	55	ASN
52	I5	31	ILE
52	I5	21	VAL
33	59	126	PRO
19	AI	42	PRO

### 5.3.2 Protein sidechains ⓘ

In the following table, the Percentiles column shows the percent sidechain outliers of the chain as a percentile score with respect to all X-ray entries followed by that with respect to entries of similar resolution.

The Analysed column shows the number of residues for which the sidechain conformation was analysed, and the total number of residues.

Mol	Chain	Analysed	Rotameric	Outliers	Percentiles	
2	12	179/220 (81%)	136 (76%)	43 (24%)	1	3
2	1E	202/220 (92%)	152 (75%)	50 (25%)	1	3
3	22	154/188 (82%)	119 (77%)	35 (23%)	1	4
3	2E	159/188 (85%)	127 (80%)	32 (20%)	1	6
4	32	180/181 (99%)	151 (84%)	29 (16%)	3	12
4	3E	180/181 (99%)	141 (78%)	39 (22%)	1	5
5	42	114/123 (93%)	88 (77%)	26 (23%)	1	4
5	4E	115/123 (94%)	93 (81%)	22 (19%)	2	8
6	52	90/90 (100%)	79 (88%)	11 (12%)	6	23
6	5E	90/90 (100%)	82 (91%)	8 (9%)	12	39
7	62	114/127 (90%)	91 (80%)	23 (20%)	1	6
7	6E	125/127 (98%)	101 (81%)	24 (19%)	2	8
8	72	118/119 (99%)	94 (80%)	24 (20%)	1	6
8	7E	119/119 (100%)	96 (81%)	23 (19%)	2	8
9	82	92/99 (93%)	67 (73%)	25 (27%)	0	2
9	8E	97/99 (98%)	77 (79%)	20 (21%)	1	6
10	1A	71/92 (77%)	46 (65%)	25 (35%)	0	1
10	1I	81/92 (88%)	66 (82%)	15 (18%)	2	9
11	2A	85/99 (86%)	69 (81%)	16 (19%)	2	8
11	2I	84/99 (85%)	69 (82%)	15 (18%)	2	9
12	3A	103/109 (94%)	84 (82%)	19 (18%)	2	9
12	3I	103/109 (94%)	86 (84%)	17 (16%)	3	12
13	4A	91/101 (90%)	62 (68%)	29 (32%)	0	1
13	4I	94/101 (93%)	72 (77%)	22 (23%)	1	4
14	5A	49/50 (98%)	26 (53%)	23 (47%)	0	0
14	5I	49/50 (98%)	35 (71%)	14 (29%)	0	2
15	6A	79/80 (99%)	74 (94%)	5 (6%)	22	58
15	6I	79/80 (99%)	70 (89%)	9 (11%)	7	26
16	7A	72/74 (97%)	60 (83%)	12 (17%)	3	11
16	7I	72/74 (97%)	55 (76%)	17 (24%)	1	3
17	8A	94/97 (97%)	78 (83%)	16 (17%)	2	11
17	8I	95/97 (98%)	72 (76%)	23 (24%)	1	3

Continued on next page...

*Continued from previous page...*

Mol	Chain	Analysed	Rotameric	Outliers	Percentiles	
18	9A	58/77 (75%)	45 (78%)	13 (22%)	1	4
18	9I	58/77 (75%)	43 (74%)	15 (26%)	0	2
19	AA	52/80 (65%)	41 (79%)	11 (21%)	1	5
19	AI	72/80 (90%)	60 (83%)	12 (17%)	3	11
20	BA	76/82 (93%)	56 (74%)	20 (26%)	0	2
20	BI	75/82 (92%)	57 (76%)	18 (24%)	1	3
21	1B	17/22 (77%)	13 (76%)	4 (24%)	1	3
21	1F	18/22 (82%)	15 (83%)	3 (17%)	3	11
28	71	109/181 (60%)	84 (77%)	25 (23%)	1	4
28	79	48/181 (26%)	37 (77%)	11 (23%)	1	4
29	11	214/218 (98%)	189 (88%)	25 (12%)	7	25
29	19	214/218 (98%)	179 (84%)	35 (16%)	3	12
30	21	155/166 (93%)	121 (78%)	34 (22%)	1	5
30	29	165/166 (99%)	145 (88%)	20 (12%)	6	23
31	31	161/166 (97%)	139 (86%)	22 (14%)	4	18
31	39	163/166 (98%)	129 (79%)	34 (21%)	1	6
32	41	153/156 (98%)	131 (86%)	22 (14%)	4	16
32	49	153/156 (98%)	112 (73%)	41 (27%)	0	2
33	51	143/148 (97%)	104 (73%)	39 (27%)	0	2
33	59	139/148 (94%)	113 (81%)	26 (19%)	2	9
34	61	122/124 (98%)	97 (80%)	25 (20%)	1	6
34	69	122/124 (98%)	93 (76%)	29 (24%)	1	3
35	15	117/119 (98%)	100 (86%)	17 (14%)	4	16
35	58	116/119 (98%)	100 (86%)	16 (14%)	4	18
36	25	100/100 (100%)	83 (83%)	17 (17%)	2	11
36	68	100/100 (100%)	88 (88%)	12 (12%)	6	24
37	35	114/116 (98%)	89 (78%)	25 (22%)	1	5
37	78	114/116 (98%)	91 (80%)	23 (20%)	1	6
38	45	109/111 (98%)	82 (75%)	27 (25%)	1	3
38	88	110/111 (99%)	92 (84%)	18 (16%)	3	12
39	55	101/101 (100%)	86 (85%)	15 (15%)	4	15

*Continued on next page...*



*Continued from previous page...*

Mol	Chain	Analysed	Rotameric	Outliers	Percentiles	
39	98	101/101 (100%)	85 (84%)	16 (16%)	3	13
40	65	87/88 (99%)	57 (66%)	30 (34%)	0	1
40	A8	87/88 (99%)	72 (83%)	15 (17%)	2	10
41	75	117/127 (92%)	98 (84%)	19 (16%)	3	12
41	B8	117/127 (92%)	90 (77%)	27 (23%)	1	4
42	85	93/94 (99%)	78 (84%)	15 (16%)	3	12
42	C8	92/94 (98%)	80 (87%)	12 (13%)	5	20
43	95	81/82 (99%)	60 (74%)	21 (26%)	0	2
43	D8	82/82 (100%)	60 (73%)	22 (27%)	0	2
44	A5	91/92 (99%)	74 (81%)	17 (19%)	2	9
44	E8	90/92 (98%)	80 (89%)	10 (11%)	8	27
45	B5	74/78 (95%)	64 (86%)	10 (14%)	5	18
45	F8	75/78 (96%)	69 (92%)	6 (8%)	15	45
46	C5	85/91 (93%)	62 (73%)	23 (27%)	0	2
46	G8	83/91 (91%)	65 (78%)	18 (22%)	1	5
47	D5	118/179 (66%)	90 (76%)	28 (24%)	1	3
47	H8	151/179 (84%)	112 (74%)	39 (26%)	0	2
48	E5	61/67 (91%)	53 (87%)	8 (13%)	5	20
48	I8	62/67 (92%)	53 (86%)	9 (14%)	4	16
49	F5	79/83 (95%)	65 (82%)	14 (18%)	2	10
49	J8	79/83 (95%)	65 (82%)	14 (18%)	2	10
50	G5	63/67 (94%)	42 (67%)	21 (33%)	0	1
50	K8	64/67 (96%)	48 (75%)	16 (25%)	1	3
51	H5	50/52 (96%)	39 (78%)	11 (22%)	1	5
51	L8	50/52 (96%)	40 (80%)	10 (20%)	1	7
52	I5	57/63 (90%)	39 (68%)	18 (32%)	0	1
52	M8	52/63 (82%)	33 (64%)	19 (36%)	0	1
53	J5	48/52 (92%)	34 (71%)	14 (29%)	0	2
53	N8	49/52 (94%)	39 (80%)	10 (20%)	1	6
54	L5	38/42 (90%)	33 (87%)	5 (13%)	5	20
54	P8	38/42 (90%)	32 (84%)	6 (16%)	3	13

*Continued on next page...*

*Continued from previous page...*

Mol	Chain	Analysed	Rotameric	Outliers	Percentiles	
55	M5	54/55 (98%)	42 (78%)	12 (22%)	1	4
55	Q8	54/55 (98%)	48 (89%)	6 (11%)	8	27
All	All	9419/10256 (92%)	7533 (80%)	1886 (20%)	1	7

All (1886) residues with a non-rotameric sidechain are listed below:

Mol	Chain	Res	Type
2	1E	6	THR
2	1E	11	LEU
2	1E	21	ARG
2	1E	23	ARG
2	1E	24	TRP
2	1E	27	LYS
2	1E	28	PHE
2	1E	30	ARG
2	1E	32	ILE
2	1E	43	ASP
2	1E	45	GLN
2	1E	67	THR
2	1E	71	VAL
2	1E	76	GLN
2	1E	80	ILE
2	1E	84	GLU
2	1E	87	ARG
2	1E	95	GLN
2	1E	96	ARG
2	1E	107	THR
2	1E	112	VAL
2	1E	115	LEU
2	1E	118	LEU
2	1E	127	ILE
2	1E	130	ARG
2	1E	134	GLU
2	1E	137	ARG
2	1E	138	LEU
2	1E	154	LEU
2	1E	155	LEU
2	1E	160	ASP
2	1E	162	ILE
2	1E	169	LYS
2	1E	178	ARG

*Continued on next page...*

*Continued from previous page...*

Mol	Chain	Res	Type
2	1E	179	LYS
2	1E	180	LEU
2	1E	184	VAL
2	1E	185	ILE
2	1E	196	LEU
2	1E	197	VAL
2	1E	200	ILE
2	1E	205	ASP
2	1E	212	GLN
2	1E	213	LEU
2	1E	214	ILE
2	1E	215	LEU
2	1E	217	ARG
2	1E	223	ILE
2	1E	230	VAL
2	1E	238	LEU
3	2E	3	ASN
3	2E	15	THR
3	2E	18	TRP
3	2E	21	ARG
3	2E	28	GLN
3	2E	29	TYR
3	2E	33	LEU
3	2E	36	ASP
3	2E	45	LYS
3	2E	47	LEU
3	2E	49	SER
3	2E	54	ARG
3	2E	64	VAL
3	2E	67	THR
3	2E	68	VAL
3	2E	72	LYS
3	2E	79	ARG
3	2E	83	ARG
3	2E	85	ARG
3	2E	87	LEU
3	2E	89	GLU
3	2E	90	GLU
3	2E	91	LEU
3	2E	104	GLN
3	2E	116	VAL
3	2E	138	VAL

*Continued on next page...*

*Continued from previous page...*

Mol	Chain	Res	Type
3	2E	151	VAL
3	2E	166	GLU
3	2E	167	TRP
3	2E	190	ARG
3	2E	192	THR
3	2E	206	GLU
4	3E	3	ARG
4	3E	8	VAL
4	3E	11	LEU
4	3E	12	CYS
4	3E	18	LYS
4	3E	19	LEU
4	3E	21	LEU
4	3E	25	ARG
4	3E	31	CYS
4	3E	46	LYS
4	3E	47	ARG
4	3E	61	LYS
4	3E	76	ARG
4	3E	78	LEU
4	3E	84	LYS
4	3E	86	LYS
4	3E	99	SER
4	3E	106	TYR
4	3E	107	ARG
4	3E	120	LEU
4	3E	121	VAL
4	3E	127	THR
4	3E	132	ARG
4	3E	150	GLU
4	3E	154	ASN
4	3E	166	LYS
4	3E	168	ARG
4	3E	174	LEU
4	3E	176	LEU
4	3E	177	ASP
4	3E	178	VAL
4	3E	182	LYS
4	3E	187	ARG
4	3E	191	ARG
4	3E	194	LEU
4	3E	196	LEU

*Continued on next page...*

*Continued from previous page...*

Mol	Chain	Res	Type
4	3E	198	VAL
4	3E	200	GLU
4	3E	209	ARG
5	4E	5	ASP
5	4E	11	ILE
5	4E	18	ARG
5	4E	40	ARG
5	4E	41	VAL
5	4E	47	LYS
5	4E	51	VAL
5	4E	68	GLU
5	4E	71	LEU
5	4E	72	GLN
5	4E	73	ASN
5	4E	79	GLU
5	4E	82	VAL
5	4E	105	VAL
5	4E	109	ILE
5	4E	110	LEU
5	4E	117	ASP
5	4E	139	LEU
5	4E	142	LEU
5	4E	145	LYS
5	4E	148	VAL
5	4E	153	LYS
6	5E	21	LEU
6	5E	46	ARG
6	5E	55	ASP
6	5E	60	PHE
6	5E	64	GLN
6	5E	72	VAL
6	5E	74	ASP
6	5E	86	ARG
7	6E	3	ARG
7	6E	4	ARG
7	6E	5	ARG
7	6E	6	ARG
7	6E	12	LEU
7	6E	13	GLN
7	6E	17	VAL
7	6E	23	VAL
7	6E	32	ARG

*Continued on next page...*

*Continued from previous page...*

Mol	Chain	Res	Type
7	6E	47	CYS
7	6E	54	THR
7	6E	60	LYS
7	6E	61	VAL
7	6E	66	VAL
7	6E	73	MET
7	6E	75	VAL
7	6E	87	VAL
7	6E	89	MET
7	6E	90	GLU
7	6E	97	GLN
7	6E	113	GLU
7	6E	135	VAL
7	6E	138	LYS
7	6E	155	ARG
8	7E	1	MET
8	7E	6	ILE
8	7E	19	VAL
8	7E	24	THR
8	7E	32	LYS
8	7E	39	LEU
8	7E	50	ARG
8	7E	52	ASP
8	7E	60	ARG
8	7E	63	LEU
8	7E	69	ARG
8	7E	75	ARG
8	7E	80	ILE
8	7E	82	HIS
8	7E	83	ILE
8	7E	84	ARG
8	7E	95	VAL
8	7E	97	VAL
8	7E	98	LYS
8	7E	99	GLU
8	7E	109	ILE
8	7E	114	THR
8	7E	133	LEU
9	8E	3	GLN
9	8E	19	LEU
9	8E	28	VAL
9	8E	38	GLN

*Continued on next page...*

*Continued from previous page...*

Mol	Chain	Res	Type
9	8E	47	LEU
9	8E	48	GLU
9	8E	54	ASP
9	8E	63	ILE
9	8E	66	ARG
9	8E	70	LYS
9	8E	74	ILE
9	8E	88	TYR
9	8E	91	ASP
9	8E	92	TYR
9	8E	93	ARG
9	8E	96	LEU
9	8E	99	LEU
9	8E	112	LYS
9	8E	113	LYS
9	8E	118	LYS
10	1I	8	LEU
10	1I	17	ASP
10	1I	24	VAL
10	1I	28	ARG
10	1I	29	ARG
10	1I	48	THR
10	1I	49	VAL
10	1I	55	LYS
10	1I	57	LYS
10	1I	64	GLU
10	1I	81	THR
10	1I	86	MET
10	1I	87	THR
10	1I	95	GLU
10	1I	96	ILE
11	2I	18	ARG
11	2I	25	TYR
11	2I	28	THR
11	2I	30	VAL
11	2I	70	LYS
11	2I	79	SER
11	2I	84	VAL
11	2I	93	GLN
11	2I	104	GLN
11	2I	105	VAL
11	2I	106	LYS

*Continued on next page...*

*Continued from previous page...*

Mol	Chain	Res	Type
11	2I	108	ILE
11	2I	117	ASN
11	2I	122	LYS
11	2I	124	LYS
12	3I	8	ASN
12	3I	16	GLU
12	3I	18	VAL
12	3I	19	ARG
12	3I	20	LYS
12	3I	22	SER
12	3I	33	ARG
12	3I	46	LYS
12	3I	60	LEU
12	3I	62	SER
12	3I	64	TYR
12	3I	78	GLN
12	3I	81	SER
12	3I	100	ILE
12	3I	115	LYS
12	3I	116	SER
12	3I	122	THR
13	4I	3	ARG
13	4I	8	GLU
13	4I	13	LYS
13	4I	17	VAL
13	4I	25	ILE
13	4I	27	LYS
13	4I	32	GLU
13	4I	34	LEU
13	4I	44	ARG
13	4I	47	ASP
13	4I	49	THR
13	4I	57	ARG
13	4I	60	VAL
13	4I	80	ARG
13	4I	90	LEU
13	4I	96	LEU
13	4I	102	ARG
13	4I	105	THR
13	4I	110	ARG
13	4I	114	ARG
13	4I	115	LYS

*Continued on next page...*



*Continued from previous page...*

Mol	Chain	Res	Type
13	4I	117	VAL
14	5I	4	LYS
14	5I	12	ARG
14	5I	17	LYS
14	5I	18	VAL
14	5I	22	THR
14	5I	23	ARG
14	5I	24	CYS
14	5I	29	ARG
14	5I	32	SER
14	5I	33	VAL
14	5I	35	ARG
14	5I	40	CYS
14	5I	41	ARG
14	5I	53	LEU
15	6I	10	LYS
15	6I	25	THR
15	6I	36	ILE
15	6I	47	LYS
15	6I	59	MET
15	6I	60	VAL
15	6I	64	ARG
15	6I	71	GLN
15	6I	72	ARG
16	7I	5	ARG
16	7I	6	LEU
16	7I	12	LYS
16	7I	19	ILE
16	7I	25	ARG
16	7I	28	ARG
16	7I	29	ASP
16	7I	31	LYS
16	7I	32	TYR
16	7I	34	GLU
16	7I	35	LYS
16	7I	38	TYR
16	7I	71	ARG
16	7I	72	ARG
16	7I	76	GLN
16	7I	80	PHE
16	7I	83	GLU
17	8I	9	VAL

*Continued on next page...*

*Continued from previous page...*

Mol	Chain	Res	Type
17	8I	10	VAL
17	8I	14	LYS
17	8I	15	MET
17	8I	17	LYS
17	8I	19	VAL
17	8I	22	LEU
17	8I	24	GLU
17	8I	34	LYS
17	8I	38	ARG
17	8I	45	HIS
17	8I	48	GLU
17	8I	56	VAL
17	8I	57	VAL
17	8I	60	ILE
17	8I	62	SER
17	8I	63	ARG
17	8I	67	LYS
17	8I	69	LYS
17	8I	81	ARG
17	8I	91	ARG
17	8I	100	LYS
17	8I	101	ARG
18	9I	22	VAL
18	9I	25	THR
18	9I	33	ASP
18	9I	37	VAL
18	9I	42	ARG
18	9I	47	THR
18	9I	49	LYS
18	9I	50	ILE
18	9I	55	ARG
18	9I	58	LEU
18	9I	76	LEU
18	9I	82	THR
18	9I	84	LYS
18	9I	85	LEU
18	9I	86	VAL
19	AI	9	VAL
19	AI	13	ASP
19	AI	19	VAL
19	AI	29	ARG
19	AI	31	ILE

*Continued on next page...*

*Continued from previous page...*

Mol	Chain	Res	Type
19	AI	36	ARG
19	AI	48	THR
19	AI	49	ILE
19	AI	56	GLN
19	AI	62	ILE
19	AI	77	THR
19	AI	78	ARG
20	BI	10	LEU
20	BI	13	LEU
20	BI	16	HIS
20	BI	20	LEU
20	BI	35	THR
20	BI	37	SER
20	BI	50	GLU
20	BI	51	GLU
20	BI	56	MET
20	BI	72	LEU
20	BI	74	LYS
20	BI	75	ASN
20	BI	80	ARG
20	BI	82	SER
20	BI	83	ARG
20	BI	86	ARG
20	BI	87	LYS
20	BI	89	ARG
21	1F	6	ARG
21	1F	9	ARG
21	1F	10	ARG
28	71	6	ARG
28	71	7	TYR
28	71	8	ARG
28	71	10	LEU
28	71	20	TYR
28	71	22	ILE
28	71	24	GLU
28	71	28	LEU
28	71	32	LEU
28	71	34	THR
28	71	44	HIS
28	71	46	LYS
28	71	47	LEU
28	71	166	ASP

*Continued on next page...*

*Continued from previous page...*

Mol	Chain	Res	Type
28	71	168	THR
28	71	172	HIS
28	71	175	VAL
28	71	180	PHE
28	71	183	GLU
28	71	184	LYS
28	71	185	LEU
28	71	199	HIS
28	71	210	ARG
28	71	212	VAL
28	71	223	ARG
29	11	4	LYS
29	11	5	LYS
29	11	17	THR
29	11	26	LYS
29	11	33	LEU
29	11	35	LYS
29	11	37	LEU
29	11	64	ILE
29	11	88	ARG
29	11	101	GLU
29	11	105	ILE
29	11	113	VAL
29	11	140	THR
29	11	173	VAL
29	11	192	THR
29	11	205	VAL
29	11	208	LYS
29	11	211	ARG
29	11	229	VAL
29	11	233	HIS
29	11	242	ARG
29	11	254	THR
29	11	255	LYS
29	11	259	THR
29	11	266	SER
30	21	1	MET
30	21	2	LYS
30	21	14	ILE
30	21	23	VAL
30	21	25	VAL
30	21	33	VAL

*Continued on next page...*

*Continued from previous page...*

Mol	Chain	Res	Type
30	21	38	THR
30	21	45	THR
30	21	49	LEU
30	21	52	LEU
30	21	60	ASN
30	21	63	LEU
30	21	66	HIS
30	21	72	VAL
30	21	73	GLU
30	21	78	LEU
30	21	90	THR
30	21	93	VAL
30	21	95	ILE
30	21	102	VAL
30	21	111	ARG
30	21	113	PHE
30	21	116	VAL
30	21	128	SER
30	21	145	LYS
30	21	146	THR
30	21	164	ARG
30	21	165	VAL
30	21	167	VAL
30	21	179	GLU
30	21	184	VAL
30	21	197	ILE
30	21	201	THR
30	21	203	LYS
31	31	15	SER
31	31	17	ARG
31	31	18	ARG
31	31	27	GLU
31	31	38	ARG
31	31	43	LYS
31	31	64	ILE
31	31	67	GLN
31	31	106	ARG
31	31	119	ARG
31	31	124	LEU
31	31	136	THR
31	31	137	LYS
31	31	140	LEU

*Continued on next page...*

*Continued from previous page...*

Mol	Chain	Res	Type
31	31	145	GLU
31	31	158	THR
31	31	161	GLU
31	31	163	VAL
31	31	168	ARG
31	31	188	ARG
31	31	200	GLU
31	31	203	GLN
32	41	7	LEU
32	41	9	ARG
32	41	15	VAL
32	41	33	ARG
32	41	38	VAL
32	41	45	GLU
32	41	48	GLU
32	41	51	ARG
32	41	75	LYS
32	41	80	PHE
32	41	82	LEU
32	41	83	ARG
32	41	84	LYS
32	41	93	THR
32	41	96	ARG
32	41	101	ILE
32	41	108	ASN
32	41	115	ARG
32	41	116	ASP
32	41	118	ARG
32	41	126	ASP
32	41	149	VAL
33	51	2	SER
33	51	6	ARG
33	51	7	LEU
33	51	9	ILE
33	51	11	VAL
33	51	13	LYS
33	51	18	GLU
33	51	33	LEU
33	51	35	VAL
33	51	37	VAL
33	51	41	MET
33	51	42	ARG

*Continued on next page...*

*Continued from previous page...*

Mol	Chain	Res	Type
33	51	49	VAL
33	51	56	SER
33	51	59	ARG
33	51	60	ARG
33	51	61	HIS
33	51	62	LYS
33	51	70	THR
33	51	77	LYS
33	51	80	SER
33	51	81	GLU
33	51	85	LYS
33	51	88	LEU
33	51	95	ARG
33	51	98	LEU
33	51	99	VAL
33	51	101	ARG
33	51	104	GLU
33	51	105	LEU
33	51	119	GLU
33	51	121	ILE
33	51	127	GLU
33	51	129	THR
33	51	133	VAL
33	51	136	ILE
33	51	141	VAL
33	51	153	LYS
33	51	167	GLU
34	61	9	LEU
34	61	25	TYR
34	61	47	LEU
34	61	48	GLU
34	61	67	ARG
34	61	68	LEU
34	61	70	GLU
34	61	72	LEU
34	61	73	GLU
34	61	92	VAL
34	61	95	LYS
34	61	102	SER
34	61	108	THR
34	61	109	ILE
34	61	110	ASP

*Continued on next page...*

*Continued from previous page...*

<b>Mol</b>	<b>Chain</b>	<b>Res</b>	<b>Type</b>
34	61	111	PRO
34	61	113	ARG
34	61	118	LYS
34	61	120	ILE
34	61	127	VAL
34	61	129	THR
34	61	131	LYS
34	61	135	GLU
34	61	141	LYS
34	61	142	VAL
35	58	7	LYS
35	58	28	THR
35	58	29	LYS
35	58	39	ARG
35	58	48	MET
35	58	58	ASP
35	58	65	LYS
35	58	67	LEU
35	58	71	ILE
35	58	89	LYS
35	58	96	GLU
35	58	120	LEU
35	58	127	ASP
35	58	128	HIS
35	58	131	GLN
35	58	134	ARG
36	68	1	MET
36	68	9	GLU
36	68	17	ARG
36	68	18	LYS
36	68	21	CYS
36	68	24	VAL
36	68	62	VAL
36	68	64	ARG
36	68	66	LYS
36	68	78	ARG
36	68	96	THR
36	68	120	GLU
37	78	6	LEU
37	78	7	ARG
37	78	10	PRO
37	78	15	ARG

*Continued on next page...*



*Continued from previous page...*

Mol	Chain	Res	Type
37	78	16	ARG
37	78	25	SER
37	78	27	HIS
37	78	30	THR
37	78	55	ARG
37	78	56	SER
37	78	58	THR
37	78	75	ILE
37	78	77	ARG
37	78	83	VAL
37	78	88	LEU
37	78	98	GLU
37	78	99	LEU
37	78	101	VAL
37	78	105	LEU
37	78	126	VAL
37	78	133	SER
37	78	144	GLU
37	78	146	VAL
38	88	6	ARG
38	88	7	MET
38	88	18	LYS
38	88	21	THR
38	88	25	ASP
38	88	26	TYR
38	88	27	VAL
38	88	45	GLN
38	88	59	ARG
38	88	66	ILE
38	88	79	LEU
38	88	98	LYS
38	88	103	MET
38	88	109	VAL
38	88	110	THR
38	88	129	THR
38	88	138	ASP
38	88	141	GLN
39	98	1	MET
39	98	2	ARG
39	98	6	SER
39	98	9	LYS
39	98	10	LEU

*Continued on next page...*

*Continued from previous page...*

Mol	Chain	Res	Type
39	98	24	GLN
39	98	28	LEU
39	98	34	ILE
39	98	38	VAL
39	98	57	ARG
39	98	59	ASP
39	98	79	LEU
39	98	99	LYS
39	98	107	ASP
39	98	114	VAL
39	98	118	GLU
40	A8	4	LEU
40	A8	28	VAL
40	A8	33	LYS
40	A8	36	TYR
40	A8	42	ASP
40	A8	47	THR
40	A8	56	LEU
40	A8	58	LEU
40	A8	68	GLN
40	A8	69	VAL
40	A8	83	LYS
40	A8	89	ARG
40	A8	93	LYS
40	A8	106	ARG
40	A8	110	LEU
41	B8	2	ASN
41	B8	6	LEU
41	B8	16	ARG
41	B8	17	THR
41	B8	18	ASP
41	B8	27	THR
41	B8	30	VAL
41	B8	49	VAL
41	B8	55	ASN
41	B8	58	ASN
41	B8	62	THR
41	B8	64	ARG
41	B8	65	LYS
41	B8	70	VAL
41	B8	74	ARG
41	B8	88	ILE

*Continued on next page...*

*Continued from previous page...*

Mol	Chain	Res	Type
41	B8	96	ARG
41	B8	99	LEU
41	B8	104	ASN
41	B8	106	SER
41	B8	107	ASP
41	B8	108	ARG
41	B8	109	GLU
41	B8	111	ARG
41	B8	112	ARG
41	B8	115	ARG
41	B8	118	ARG
42	C8	8	VAL
42	C8	31	SER
42	C8	52	ARG
42	C8	63	VAL
42	C8	74	LEU
42	C8	77	SER
42	C8	84	LYS
42	C8	85	LYS
42	C8	92	ARG
42	C8	95	LEU
42	C8	105	VAL
42	C8	112	ARG
43	D8	7	THR
43	D8	12	TYR
43	D8	18	LEU
43	D8	21	ARG
43	D8	24	LYS
43	D8	25	LEU
43	D8	35	LEU
43	D8	37	VAL
43	D8	38	LEU
43	D8	40	LEU
43	D8	49	THR
43	D8	57	VAL
43	D8	62	LEU
43	D8	64	HIS
43	D8	70	ILE
43	D8	71	LEU
43	D8	73	SER
43	D8	78	LYS
43	D8	79	VAL

*Continued on next page...*

*Continued from previous page...*

Mol	Chain	Res	Type
43	D8	85	LYS
43	D8	89	GLN
43	D8	98	GLU
44	E8	21	VAL
44	E8	28	SER
44	E8	39	THR
44	E8	51	LEU
44	E8	68	ARG
44	E8	76	VAL
44	E8	78	GLU
44	E8	90	ARG
44	E8	92	ARG
44	E8	98	LYS
45	F8	27	THR
45	F8	38	GLU
45	F8	66	LEU
45	F8	68	ARG
45	F8	87	GLN
45	F8	93	GLU
46	G8	4	LYS
46	G8	6	HIS
46	G8	12	THR
46	G8	19	LYS
46	G8	21	LYS
46	G8	30	VAL
46	G8	38	ILE
46	G8	44	ILE
46	G8	52	SER
46	G8	55	TYR
46	G8	64	GLU
46	G8	75	ILE
46	G8	85	VAL
46	G8	88	LYS
46	G8	94	LYS
46	G8	96	ILE
46	G8	101	LYS
46	G8	102	CYS
47	H8	4	ARG
47	H8	5	LEU
47	H8	10	ARG
47	H8	11	GLU
47	H8	20	ARG

*Continued on next page...*

*Continued from previous page...*

Mol	Chain	Res	Type
47	H8	33	LEU
47	H8	39	VAL
47	H8	41	LEU
47	H8	42	VAL
47	H8	61	LEU
47	H8	71	VAL
47	H8	72	ARG
47	H8	73	GLN
47	H8	74	VAL
47	H8	76	LEU
47	H8	77	ASP
47	H8	80	ARG
47	H8	82	ARG
47	H8	84	GLU
47	H8	93	ASP
47	H8	96	VAL
47	H8	102	LEU
47	H8	103	ARG
47	H8	105	VAL
47	H8	107	THR
47	H8	112	ARG
47	H8	117	LEU
47	H8	120	ILE
47	H8	125	LEU
47	H8	127	LYS
47	H8	128	VAL
47	H8	129	SER
47	H8	132	ASN
47	H8	137	ILE
47	H8	140	ASP
47	H8	142	SER
47	H8	148	ASP
47	H8	155	LEU
47	H8	157	LEU
48	I8	29	GLN
48	I8	36	ILE
48	I8	38	VAL
48	I8	43	THR
48	I8	53	MET
48	I8	60	PHE
48	I8	67	VAL
48	I8	68	GLU

*Continued on next page...*

*Continued from previous page...*

Mol	Chain	Res	Type
48	I8	74	ARG
49	J8	21	ARG
49	J8	25	LYS
49	J8	26	ARG
49	J8	49	VAL
49	J8	52	ARG
49	J8	59	THR
49	J8	67	ILE
49	J8	80	LEU
49	J8	82	LEU
49	J8	86	SER
49	J8	88	LYS
49	J8	91	LYS
49	J8	93	GLU
49	J8	94	LEU
50	K8	3	LEU
50	K8	8	LYS
50	K8	14	ARG
50	K8	15	LYS
50	K8	17	SER
50	K8	19	VAL
50	K8	28	LYS
50	K8	32	LEU
50	K8	38	GLN
50	K8	41	ILE
50	K8	47	ASN
50	K8	48	HIS
50	K8	51	ARG
50	K8	59	ARG
50	K8	62	THR
50	K8	67	LYS
51	L8	6	VAL
51	L8	13	ILE
51	L8	31	LEU
51	L8	32	GLN
51	L8	36	VAL
51	L8	40	THR
51	L8	44	ARG
51	L8	55	ARG
51	L8	56	VAL
51	L8	57	GLU
52	M8	8	LYS

*Continued on next page...*

*Continued from previous page...*

Mol	Chain	Res	Type
52	M8	10	VAL
52	M8	15	ILE
52	M8	16	CYS
52	M8	20	ASN
52	M8	21	VAL
52	M8	23	GLU
52	M8	24	THR
52	M8	27	THR
52	M8	30	GLU
52	M8	34	GLU
52	M8	36	CYS
52	M8	38	LYS
52	M8	44	THR
52	M8	47	GLN
52	M8	51	ASP
52	M8	52	THR
52	M8	55	ARG
52	M8	61	ARG
53	N8	3	LYS
53	N8	6	VAL
53	N8	8	LYS
53	N8	9	LYS
53	N8	11	THR
53	N8	15	ARG
53	N8	26	THR
53	N8	44	THR
53	N8	49	CYS
53	N8	55	ARG
54	P8	1	MET
54	P8	4	THR
54	P8	8	ASN
54	P8	12	ARG
54	P8	41	ARG
54	P8	42	LEU
55	Q8	6	THR
55	Q8	26	LYS
55	Q8	34	TRP
55	Q8	35	GLN
55	Q8	46	ARG
55	Q8	59	LYS
2	12	15	VAL
2	12	19	HIS

*Continued on next page...*

*Continued from previous page...*

Mol	Chain	Res	Type
2	12	21	ARG
2	12	23	ARG
2	12	24	TRP
2	12	31	TYR
2	12	35	GLU
2	12	36	ARG
2	12	41	ILE
2	12	45	GLN
2	12	50	GLU
2	12	51	LEU
2	12	56	ARG
2	12	61	LEU
2	12	71	VAL
2	12	80	ILE
2	12	95	GLN
2	12	101	MET
2	12	102	LEU
2	12	106	LYS
2	12	107	THR
2	12	108	ILE
2	12	111	ARG
2	12	115	LEU
2	12	117	GLU
2	12	118	LEU
2	12	126	GLU
2	12	127	ILE
2	12	136	VAL
2	12	142	LEU
2	12	144	ARG
2	12	154	LEU
2	12	155	LEU
2	12	158	LEU
2	12	164	VAL
2	12	172	ILE
2	12	179	LYS
2	12	180	LEU
2	12	196	LEU
2	12	200	ILE
2	12	201	ILE
2	12	208	ILE
2	12	221	LEU
3	22	4	LYS

*Continued on next page...*



*Continued from previous page...*

Mol	Chain	Res	Type
3	22	16	ARG
3	22	21	ARG
3	22	22	TRP
3	22	27	LYS
3	22	29	TYR
3	22	32	LEU
3	22	33	LEU
3	22	39	ILE
3	22	40	ARG
3	22	42	LEU
3	22	44	GLU
3	22	46	GLU
3	22	47	LEU
3	22	52	LEU
3	22	55	VAL
3	22	87	LEU
3	22	90	GLU
3	22	94	LEU
3	22	97	LYS
3	22	106	VAL
3	22	115	LEU
3	22	119	ARG
3	22	124	ILE
3	22	134	ILE
3	22	138	VAL
3	22	141	VAL
3	22	144	SER
3	22	150	LYS
3	22	157	ILE
3	22	172	ARG
3	22	188	LEU
3	22	192	THR
3	22	202	ILE
3	22	204	LEU
4	32	3	ARG
4	32	12	CYS
4	32	13	ARG
4	32	24	GLU
4	32	30	LYS
4	32	35	ARG
4	32	46	LYS
4	32	57	ARG

*Continued on next page...*

*Continued from previous page...*

Mol	Chain	Res	Type
4	32	61	LYS
4	32	70	ILE
4	32	78	LEU
4	32	85	LYS
4	32	96	LEU
4	32	107	ARG
4	32	132	ARG
4	32	135	LEU
4	32	140	VAL
4	32	141	ARG
4	32	155	LEU
4	32	158	ILE
4	32	168	ARG
4	32	174	LEU
4	32	186	LEU
4	32	187	ARG
4	32	190	ASP
4	32	196	LEU
4	32	200	GLU
4	32	202	LEU
4	32	209	ARG
5	42	8	GLU
5	42	10	MET
5	42	13	ILE
5	42	16	THR
5	42	18	ARG
5	42	24	ARG
5	42	40	ARG
5	42	41	VAL
5	42	43	LEU
5	42	47	LYS
5	42	51	VAL
5	42	53	LEU
5	42	68	GLU
5	42	71	LEU
5	42	75	THR
5	42	78	HIS
5	42	79	GLU
5	42	87	SER
5	42	91	LEU
5	42	100	VAL
5	42	101	ILE

*Continued on next page...*

*Continued from previous page...*

Mol	Chain	Res	Type
5	42	107	ARG
5	42	136	MET
5	42	140	ARG
5	42	142	LEU
5	42	144	THR
6	52	3	ARG
6	52	14	LEU
6	52	15	ASP
6	52	21	LEU
6	52	40	VAL
6	52	46	ARG
6	52	64	GLN
6	52	72	VAL
6	52	74	ASP
6	52	79	LEU
6	52	93	SER
7	62	4	ARG
7	62	5	ARG
7	62	6	ARG
7	62	12	LEU
7	62	16	LEU
7	62	22	LEU
7	62	32	ARG
7	62	35	LYS
7	62	36	LYS
7	62	41	ARG
7	62	49	ILE
7	62	51	GLN
7	62	52	GLU
7	62	54	THR
7	62	57	GLU
7	62	70	LYS
7	62	91	VAL
7	62	131	LYS
7	62	138	LYS
7	62	143	ARG
7	62	144	MET
7	62	148	ASN
7	62	149	ARG
8	72	18	ARG
8	72	21	LYS
8	72	23	SER

*Continued on next page...*

*Continued from previous page...*

Mol	Chain	Res	Type
8	72	24	THR
8	72	25	ASP
8	72	29	SER
8	72	39	LEU
8	72	41	ARG
8	72	50	ARG
8	72	51	VAL
8	72	52	ASP
8	72	73	ASP
8	72	80	ILE
8	72	82	HIS
8	72	88	LYS
8	72	97	VAL
8	72	99	GLU
8	72	100	ILE
8	72	103	VAL
8	72	109	ILE
8	72	116	LYS
8	72	118	VAL
8	72	122	ARG
8	72	126	LYS
9	82	11	LYS
9	82	12	GLU
9	82	27	THR
9	82	29	ASN
9	82	36	TYR
9	82	40	LEU
9	82	48	GLU
9	82	51	ARG
9	82	53	VAL
9	82	54	ASP
9	82	56	LEU
9	82	64	THR
9	82	66	ARG
9	82	70	LYS
9	82	78	LYS
9	82	85	LEU
9	82	91	ASP
9	82	93	ARG
9	82	95	LYS
9	82	96	LEU
9	82	104	ARG

*Continued on next page...*

*Continued from previous page...*

Mol	Chain	Res	Type
9	82	107	ARG
9	82	117	HIS
9	82	121	ARG
9	82	124	GLN
10	1A	13	HIS
10	1A	17	ASP
10	1A	19	SER
10	1A	21	GLN
10	1A	22	LYS
10	1A	28	ARG
10	1A	29	ARG
10	1A	47	PHE
10	1A	48	THR
10	1A	50	ILE
10	1A	51	ARG
10	1A	55	LYS
10	1A	57	LYS
10	1A	58	ASP
10	1A	59	SER
10	1A	66	ARG
10	1A	67	THR
10	1A	70	ARG
10	1A	74	ILE
10	1A	75	ILE
10	1A	78	ASN
10	1A	79	ARG
10	1A	80	LYS
10	1A	83	GLU
10	1A	92	THR
11	2A	21	ILE
11	2A	33	THR
11	2A	43	SER
11	2A	47	VAL
11	2A	51	LYS
11	2A	54	ARG
11	2A	82	VAL
11	2A	87	THR
11	2A	91	ARG
11	2A	103	LEU
11	2A	109	VAL
11	2A	112	THR
11	2A	116	HIS

*Continued on next page...*

*Continued from previous page...*

Mol	Chain	Res	Type
11	2A	119	CYS
11	2A	124	LYS
11	2A	126	ARG
12	3A	13	LYS
12	3A	17	LYS
12	3A	19	ARG
12	3A	21	LYS
12	3A	27	LEU
12	3A	34	ARG
12	3A	36	VAL
12	3A	41	ARG
12	3A	46	LYS
12	3A	54	LYS
12	3A	57	LYS
12	3A	59	ARG
12	3A	60	LEU
12	3A	61	THR
12	3A	73	GLU
12	3A	78	GLN
12	3A	85	ILE
12	3A	89	ARG
12	3A	123	LYS
13	4A	11	ARG
13	4A	19	LEU
13	4A	25	ILE
13	4A	27	LYS
13	4A	39	ILE
13	4A	46	LYS
13	4A	47	ASP
13	4A	48	LEU
13	4A	52	GLU
13	4A	56	LEU
13	4A	69	GLU
13	4A	70	LEU
13	4A	73	GLU
13	4A	78	ILE
13	4A	81	LEU
13	4A	84	ILE
13	4A	86	CYS
13	4A	91	ARG
13	4A	92	HIS
13	4A	93	ARG

*Continued on next page...*

*Continued from previous page...*

Mol	Chain	Res	Type
13	4A	94	ARG
13	4A	99	ARG
13	4A	102	ARG
13	4A	103	THR
13	4A	108	ARG
13	4A	109	THR
13	4A	110	ARG
13	4A	115	LYS
13	4A	117	VAL
14	5A	3	ARG
14	5A	6	LEU
14	5A	11	LYS
14	5A	12	ARG
14	5A	15	LYS
14	5A	16	PHE
14	5A	17	LYS
14	5A	18	VAL
14	5A	22	THR
14	5A	23	ARG
14	5A	24	CYS
14	5A	26	ARG
14	5A	32	SER
14	5A	41	ARG
14	5A	42	ILE
14	5A	43	CYS
14	5A	44	LEU
14	5A	46	GLU
14	5A	47	LEU
14	5A	53	LEU
14	5A	56	VAL
14	5A	57	ARG
14	5A	58	LYS
15	6A	3	ILE
15	6A	5	LYS
15	6A	11	VAL
15	6A	27	VAL
15	6A	62	GLN
16	7A	5	ARG
16	7A	6	LEU
16	7A	19	ILE
16	7A	35	LYS
16	7A	45	THR

*Continued on next page...*

*Continued from previous page...*

Mol	Chain	Res	Type
16	7A	48	TRP
16	7A	51	VAL
16	7A	53	VAL
16	7A	74	LEU
16	7A	75	ARG
16	7A	76	GLN
16	7A	79	VAL
17	8A	5	VAL
17	8A	6	LEU
17	8A	11	VAL
17	8A	14	LYS
17	8A	20	THR
17	8A	22	LEU
17	8A	25	ARG
17	8A	52	LYS
17	8A	53	LEU
17	8A	63	ARG
17	8A	74	LEU
17	8A	77	VAL
17	8A	84	LEU
17	8A	85	VAL
17	8A	92	ARG
17	8A	93	GLN
18	9A	26	LEU
18	9A	29	PHE
18	9A	31	LEU
18	9A	42	ARG
18	9A	47	THR
18	9A	50	ILE
18	9A	53	ARG
18	9A	56	THR
18	9A	66	LEU
18	9A	82	THR
18	9A	84	LYS
18	9A	85	LEU
18	9A	86	VAL
19	AA	7	LYS
19	AA	9	VAL
19	AA	12	ASP
19	AA	15	LEU
19	AA	16	LEU
19	AA	18	LYS

*Continued on next page...*



*Continued from previous page...*

Mol	Chain	Res	Type
19	AA	23	ASN
19	AA	41	VAL
19	AA	53	ASN
19	AA	55	LYS
19	AA	67	VAL
20	BA	8	ARG
20	BA	10	LEU
20	BA	13	LEU
20	BA	24	LEU
20	BA	33	ILE
20	BA	34	LYS
20	BA	35	THR
20	BA	39	LYS
20	BA	41	ILE
20	BA	45	GLN
20	BA	50	GLU
20	BA	51	GLU
20	BA	53	LEU
20	BA	73	HIS
20	BA	74	LYS
20	BA	75	ASN
20	BA	87	LYS
20	BA	88	VAL
20	BA	93	GLU
20	BA	99	LEU
21	1B	6	ARG
21	1B	7	ARG
21	1B	10	ARG
21	1B	15	ARG
28	79	8	ARG
28	79	17	ASN
28	79	46	LYS
28	79	47	LEU
28	79	49	ILE
28	79	52	ARG
28	79	57	ASN
28	79	168	THR
28	79	200	LYS
28	79	207	THR
28	79	209	LEU
29	19	13	ARG
29	19	18	VAL

*Continued on next page...*

*Continued from previous page...*

Mol	Chain	Res	Type
29	19	20	ASP
29	19	27	THR
29	19	28	GLU
29	19	30	GLU
29	19	34	VAL
29	19	35	LYS
29	19	38	LYS
29	19	39	LYS
29	19	46	GLN
29	19	64	ILE
29	19	69	ARG
29	19	72	LYS
29	19	73	VAL
29	19	78	LYS
29	19	87	ASN
29	19	99	ASP
29	19	105	ILE
29	19	111	LEU
29	19	113	VAL
29	19	116	GLN
29	19	127	VAL
29	19	141	VAL
29	19	147	LEU
29	19	173	VAL
29	19	192	THR
29	19	196	VAL
29	19	213	ARG
29	19	242	ARG
29	19	244	ARG
29	19	263	ARG
29	19	266	SER
29	19	267	SER
29	19	273	ARG
30	29	9	VAL
30	29	12	THR
30	29	23	VAL
30	29	24	THR
30	29	26	ILE
30	29	37	ARG
30	29	52	LEU
30	29	61	ARG
30	29	73	GLU

*Continued on next page...*

*Continued from previous page...*

Mol	Chain	Res	Type
30	29	75	VAL
30	29	89	ASP
30	29	107	THR
30	29	140	SER
30	29	149	ARG
30	29	165	VAL
30	29	178	GLU
30	29	182	LEU
30	29	185	LYS
30	29	197	ILE
30	29	201	THR
31	39	4	VAL
31	39	11	VAL
31	39	13	SER
31	39	17	ARG
31	39	24	LEU
31	39	29	ASN
31	39	33	LEU
31	39	37	VAL
31	39	57	VAL
31	39	67	GLN
31	39	68	LYS
31	39	70	THR
31	39	89	VAL
31	39	107	LYS
31	39	108	LYS
31	39	112	MET
31	39	117	ARG
31	39	119	ARG
31	39	123	LEU
31	39	124	LEU
31	39	125	LEU
31	39	127	GLU
31	39	140	LEU
31	39	144	LYS
31	39	148	LEU
31	39	153	SER
31	39	157	VAL
31	39	158	THR
31	39	161	GLU
31	39	163	VAL
31	39	191	ARG

*Continued on next page...*

*Continued from previous page...*

Mol	Chain	Res	Type
31	39	192	LEU
31	39	193	VAL
31	39	201	VAL
32	49	15	VAL
32	49	26	GLN
32	49	27	ASN
32	49	31	VAL
32	49	38	VAL
32	49	40	ASN
32	49	43	LEU
32	49	47	LYS
32	49	48	GLU
32	49	53	LEU
32	49	60	LEU
32	49	62	LEU
32	49	76	SER
32	49	77	ILE
32	49	80	PHE
32	49	82	LEU
32	49	83	ARG
32	49	84	LYS
32	49	86	MET
32	49	95	ARG
32	49	96	ARG
32	49	105	LYS
32	49	111	LEU
32	49	114	ILE
32	49	115	ARG
32	49	116	ASP
32	49	120	LEU
32	49	130	ASN
32	49	132	ASN
32	49	139	LEU
32	49	140	ILE
32	49	147	ASP
32	49	152	LEU
32	49	157	ILE
32	49	160	VAL
32	49	161	THR
32	49	165	THR
32	49	167	GLU
32	49	172	LEU

*Continued on next page...*

*Continued from previous page...*

Mol	Chain	Res	Type
32	49	175	LEU
32	49	176	LEU
33	59	6	ARG
33	59	7	LEU
33	59	11	VAL
33	59	41	MET
33	59	43	VAL
33	59	50	VAL
33	59	53	GLU
33	59	63	SER
33	59	64	LEU
33	59	74	ASN
33	59	79	VAL
33	59	89	ILE
33	59	105	LEU
33	59	119	GLU
33	59	122	THR
33	59	125	VAL
33	59	127	GLU
33	59	129	THR
33	59	136	ILE
33	59	139	GLN
33	59	152	ARG
33	59	157	TYR
33	59	158	HIS
33	59	167	GLU
33	59	170	ARG
33	59	171	LEU
34	69	1	MET
34	69	6	LEU
34	69	9	LEU
34	69	18	VAL
34	69	60	GLU
34	69	61	ARG
34	69	62	LYS
34	69	67	ARG
34	69	75	LEU
34	69	79	ILE
34	69	85	GLU
34	69	92	VAL
34	69	101	LEU
34	69	103	ARG

*Continued on next page...*

*Continued from previous page...*

Mol	Chain	Res	Type
34	69	105	HIS
34	69	108	THR
34	69	110	ASP
34	69	112	LYS
34	69	113	ARG
34	69	114	LEU
34	69	118	LYS
34	69	125	GLU
34	69	128	LEU
34	69	129	THR
34	69	136	VAL
34	69	140	LEU
34	69	141	LYS
34	69	142	VAL
34	69	145	VAL
35	15	26	LEU
35	15	32	THR
35	15	34	LEU
35	15	48	MET
35	15	58	ASP
35	15	59	LYS
35	15	63	THR
35	15	70	LYS
35	15	74	ARG
35	15	89	LYS
35	15	93	THR
35	15	94	HIS
35	15	115	ARG
35	15	127	ASP
35	15	131	GLN
35	15	133	GLN
35	15	137	LYS
36	25	3	GLN
36	25	14	THR
36	25	22	ILE
36	25	28	SER
36	25	38	VAL
36	25	62	VAL
36	25	64	ARG
36	25	66	LYS
36	25	70	LYS
36	25	71	ARG

*Continued on next page...*

*Continued from previous page...*

Mol	Chain	Res	Type
36	25	75	SER
36	25	87	ILE
36	25	91	LEU
36	25	98	VAL
36	25	107	ARG
36	25	113	LYS
36	25	116	SER
37	35	1	MET
37	35	15	ARG
37	35	16	ARG
37	35	35	HIS
37	35	39	LYS
37	35	55	ARG
37	35	58	THR
37	35	59	LEU
37	35	67	MET
37	35	75	ILE
37	35	76	LYS
37	35	79	ARG
37	35	85	LEU
37	35	90	ARG
37	35	96	THR
37	35	98	GLU
37	35	100	LEU
37	35	101	VAL
37	35	105	LEU
37	35	106	LEU
37	35	123	LEU
37	35	126	VAL
37	35	132	LYS
37	35	135	LEU
37	35	146	VAL
38	45	2	LEU
38	45	3	MET
38	45	5	ARG
38	45	6	ARG
38	45	7	MET
38	45	8	LYS
38	45	17	LEU
38	45	18	LYS
38	45	21	THR
38	45	22	LYS

*Continued on next page...*

*Continued from previous page...*

Mol	Chain	Res	Type
38	45	27	VAL
38	45	35	VAL
38	45	38	GLU
38	45	56	ARG
38	45	59	ARG
38	45	75	THR
38	45	90	VAL
38	45	96	VAL
38	45	97	VAL
38	45	103	MET
38	45	109	VAL
38	45	110	THR
38	45	116	GLU
38	45	135	ASP
38	45	137	TYR
38	45	138	ASP
38	45	139	GLU
39	55	1	MET
39	55	5	LYS
39	55	18	LEU
39	55	33	ARG
39	55	35	THR
39	55	37	THR
39	55	57	ARG
39	55	65	LEU
39	55	75	LEU
39	55	79	LEU
39	55	81	ASP
39	55	82	GLU
39	55	96	ARG
39	55	104	ARG
39	55	114	VAL
40	65	3	ARG
40	65	11	LYS
40	65	12	PHE
40	65	13	ARG
40	65	17	ARG
40	65	20	ARG
40	65	21	THR
40	65	24	LEU
40	65	25	ARG
40	65	27	SER

*Continued on next page...*



*Continued from previous page...*

Mol	Chain	Res	Type
40	65	30	ARG
40	65	32	LEU
40	65	33	LYS
40	65	39	ILE
40	65	42	ASP
40	65	43	GLU
40	65	50	SER
40	65	52	SER
40	65	58	LEU
40	65	62	LYS
40	65	64	GLU
40	65	69	VAL
40	65	82	ILE
40	65	85	VAL
40	65	88	ASP
40	65	106	ARG
40	65	107	GLU
40	65	110	LEU
40	65	111	GLU
40	65	112	PHE
41	75	7	ILE
41	75	13	ARG
41	75	36	GLU
41	75	39	ARG
41	75	41	ARG
41	75	42	ILE
41	75	53	ARG
41	75	62	THR
41	75	66	VAL
41	75	67	SER
41	75	85	LYS
41	75	86	ILE
41	75	87	ASP
41	75	91	ARG
41	75	96	ARG
41	75	105	LEU
41	75	111	ARG
41	75	115	ARG
41	75	128	GLU
42	85	5	LYS
42	85	6	THR
42	85	8	VAL

*Continued on next page...*

*Continued from previous page...*

Mol	Chain	Res	Type
42	85	33	ARG
42	85	58	ARG
42	85	74	LEU
42	85	83	LEU
42	85	92	ARG
42	85	95	LEU
42	85	97	ASP
42	85	100	VAL
42	85	101	ARG
42	85	105	VAL
42	85	109	LEU
42	85	110	VAL
43	95	4	ILE
43	95	6	LYS
43	95	7	THR
43	95	12	TYR
43	95	14	VAL
43	95	18	LEU
43	95	20	LEU
43	95	23	GLU
43	95	25	LEU
43	95	32	THR
43	95	37	VAL
43	95	38	LEU
43	95	46	VAL
43	95	47	VAL
43	95	52	VAL
43	95	61	VAL
43	95	71	LEU
43	95	89	GLN
43	95	91	TYR
43	95	96	ILE
43	95	99	ILE
44	A5	6	ILE
44	A5	11	ARG
44	A5	12	ILE
44	A5	20	VAL
44	A5	21	VAL
44	A5	23	LEU
44	A5	39	THR
44	A5	51	LEU
44	A5	65	LEU

*Continued on next page...*

*Continued from previous page...*

Mol	Chain	Res	Type
44	A5	67	ASP
44	A5	70	TYR
44	A5	71	VAL
44	A5	78	GLU
44	A5	90	ARG
44	A5	92	ARG
44	A5	104	THR
44	A5	106	ILE
45	B5	15	GLU
45	B5	16	LYS
45	B5	27	THR
45	B5	51	VAL
45	B5	60	ARG
45	B5	65	ARG
45	B5	66	LEU
45	B5	68	ARG
45	B5	81	VAL
45	B5	88	LYS
46	C5	4	LYS
46	C5	6	HIS
46	C5	9	LYS
46	C5	13	VAL
46	C5	23	ARG
46	C5	28	LYS
46	C5	29	GLU
46	C5	30	VAL
46	C5	38	ILE
46	C5	55	TYR
46	C5	63	LYS
46	C5	79	CYS
46	C5	81	LYS
46	C5	84	ARG
46	C5	85	VAL
46	C5	86	ARG
46	C5	87	LYS
46	C5	88	LYS
46	C5	90	LEU
46	C5	91	GLU
46	C5	96	ILE
46	C5	97	ARG
46	C5	98	VAL
47	D5	4	ARG

*Continued on next page...*

*Continued from previous page...*

Mol	Chain	Res	Type
47	D5	5	LEU
47	D5	10	ARG
47	D5	14	LYS
47	D5	19	ARG
47	D5	31	ARG
47	D5	33	LEU
47	D5	52	SER
47	D5	56	VAL
47	D5	57	ILE
47	D5	58	VAL
47	D5	59	LEU
47	D5	60	GLU
47	D5	66	SER
47	D5	67	LEU
47	D5	70	LEU
47	D5	71	VAL
47	D5	72	ARG
47	D5	73	GLN
47	D5	90	VAL
47	D5	91	LEU
47	D5	93	ASP
47	D5	127	LYS
47	D5	128	VAL
47	D5	135	GLU
47	D5	137	ILE
47	D5	165	VAL
47	D5	168	GLU
48	E5	14	ARG
48	E5	20	ARG
48	E5	31	VAL
48	E5	32	ARG
48	E5	38	VAL
48	E5	43	THR
48	E5	46	LYS
48	E5	68	GLU
49	F5	14	VAL
49	F5	25	LYS
49	F5	38	SER
49	F5	39	LYS
49	F5	41	ARG
49	F5	72	GLU
49	F5	73	LEU

*Continued on next page...*

*Continued from previous page...*

Mol	Chain	Res	Type
49	F5	74	VAL
49	F5	78	LYS
49	F5	80	LEU
49	F5	82	LEU
49	F5	86	SER
49	F5	89	GLU
49	F5	92	LYS
50	G5	3	LEU
50	G5	4	SER
50	G5	6	VAL
50	G5	9	GLN
50	G5	10	LEU
50	G5	11	GLU
50	G5	12	GLU
50	G5	15	LYS
50	G5	17	SER
50	G5	30	ARG
50	G5	34	GLU
50	G5	43	GLN
50	G5	44	LEU
50	G5	47	ASN
50	G5	48	HIS
50	G5	50	ILE
50	G5	51	ARG
50	G5	53	LEU
50	G5	56	GLN
50	G5	62	THR
50	G5	65	ASN
51	H5	7	LYS
51	H5	8	LEU
51	H5	29	ARG
51	H5	30	ARG
51	H5	32	GLN
51	H5	33	GLN
51	H5	34	GLU
51	H5	35	ARG
51	H5	37	LEU
51	H5	48	GLU
51	H5	58	VAL
52	I5	1	MET
52	I5	3	GLU
52	I5	5	ILE

*Continued on next page...*

*Continued from previous page...*

Mol	Chain	Res	Type
52	I5	9	LEU
52	I5	13	ARG
52	I5	16	CYS
52	I5	18	CYS
52	I5	20	ASN
52	I5	25	TYR
52	I5	26	SER
52	I5	32	TYR
52	I5	33	VAL
52	I5	44	THR
52	I5	46	GLN
52	I5	51	ASP
52	I5	53	GLU
52	I5	61	ARG
52	I5	62	ARG
53	J5	6	VAL
53	J5	9	LYS
53	J5	16	ARG
53	J5	23	HIS
53	J5	29	THR
53	J5	31	VAL
53	J5	35	GLU
53	J5	37	LYS
53	J5	40	LYS
53	J5	45	VAL
53	J5	46	CYS
53	J5	48	GLU
53	J5	51	TYR
53	J5	56	LYS
54	L5	1	MET
54	L5	3	ARG
54	L5	4	THR
54	L5	36	GLN
54	L5	41	ARG
55	M5	8	LYS
55	M5	15	LYS
55	M5	19	SER
55	M5	21	LYS
55	M5	22	VAL
55	M5	29	LYS
55	M5	30	ARG
55	M5	31	HIS

*Continued on next page...*

*Continued from previous page...*

Mol	Chain	Res	Type
55	M5	34	TRP
55	M5	40	GLU
55	M5	46	ARG
55	M5	49	VAL

Some sidechains can be flipped to improve hydrogen bonding and reduce clashes. All (21) such sidechains are listed below:

Mol	Chain	Res	Type
2	1E	45	GLN
6	5E	18	GLN
8	7E	70	GLN
11	2I	104	GLN
28	7I	56	GLN
34	6I	133	HIS
50	K8	46	GLN
52	M8	20	ASN
2	12	16	HIS
2	12	135	GLN
8	72	82	HIS
11	2A	117	ASN
19	AA	14	HIS
28	79	172	HIS
30	29	54	GLN
30	29	55	ASN
31	39	8	GLN
32	49	130	ASN
38	45	123	HIS
47	D5	132	ASN
50	G5	47	ASN

### 5.3.3 RNA ⓘ

Mol	Chain	Analysed	Backbone Outliers	Pucker Outliers
1	13	1493/1522 (98%)	348 (23%)	34 (2%)
1	1G	1505/1522 (98%)	323 (21%)	33 (2%)
22	1K	67/76 (88%)	36 (53%)	4 (5%)
23	2K	76/77 (98%)	20 (26%)	1 (1%)
23	2L	75/77 (97%)	10 (13%)	2 (2%)
24	3K	67/76 (88%)	37 (55%)	3 (4%)
24	3L	69/76 (90%)	32 (46%)	1 (1%)

*Continued on next page...*

*Continued from previous page...*

Mol	Chain	Analysed	Backbone Outliers	Pucker Outliers
25	4K	19/30 (63%)	12 (63%)	2 (10%)
25	4L	18/30 (60%)	10 (55%)	2 (11%)
26	14	2803/2917 (96%)	638 (22%)	37 (1%)
26	1H	2836/2917 (97%)	590 (20%)	43 (1%)
27	16	121/122 (99%)	24 (19%)	0
27	1J	121/122 (99%)	34 (28%)	2 (1%)
56	1L	65/76 (85%)	24 (36%)	2 (3%)
All	All	9335/9640 (96%)	2138 (22%)	166 (1%)

All (2138) RNA backbone outliers are listed below:

Mol	Chain	Res	Type
1	13	2	U
1	13	5	U
1	13	6	G
1	13	12	U
1	13	13	U
1	13	21	G
1	13	31	G
1	13	32	A
1	13	33	A
1	13	39	G
1	13	43	C
1	13	48	C
1	13	49	U
1	13	50	A
1	13	51	A
1	13	61	G
1	13	65	U
1	13	66	G
1	13	73	G
1	13	74	C
1	13	75	C
1	13	76	G
1	13	95	G
1	13	96	G
1	13	97	U
1	13	116	A
1	13	121	C
1	13	122	G
1	13	130	A
1	13	131	C

*Continued on next page...*



*Continued from previous page...*

Mol	Chain	Res	Type
1	13	142	G
1	13	144	G
1	13	147	G
1	13	151	A
1	13	158	G
1	13	160	A
1	13	162	A
1	13	163	C
1	13	169	C
1	13	172	A
1	13	173	U
1	13	174	C
1	13	186(F)	C
1	13	188	U
1	13	189	U
1	13	191(A)	G
1	13	195	A
1	13	197	A
1	13	201	C
1	13	208	U
1	13	209	U
1	13	210	U
1	13	217	C
1	13	220	G
1	13	222	U
1	13	243	A
1	13	244	U
1	13	245	C
1	13	247	G
1	13	251	G
1	13	254	G
1	13	255	G
1	13	256	U
1	13	266	G
1	13	267	C
1	13	270	A
1	13	289	G
1	13	298	A
1	13	316	G
1	13	317	G
1	13	321	A
1	13	322	C

*Continued on next page...*

*Continued from previous page...*

Mol	Chain	Res	Type
1	13	324	G
1	13	328	C
1	13	330	C
1	13	332	G
1	13	341	C
1	13	343	U
1	13	344	A
1	13	345	C
1	13	346	G
1	13	349	A
1	13	350	G
1	13	352	C
1	13	353	A
1	13	354	G
1	13	367	U
1	13	372	C
1	13	373	A
1	13	376	G
1	13	384	G
1	13	388	G
1	13	390	C
1	13	397	A
1	13	398	C
1	13	406	G
1	13	412	A
1	13	414	A
1	13	418	C
1	13	421	U
1	13	423	G
1	13	424	G
1	13	429	U
1	13	430	A
1	13	439	A
1	13	466	C
1	13	467	G
1	13	485	G
1	13	496	A
1	13	497	U
1	13	498	A
1	13	504	C
1	13	505	G
1	13	508	C

*Continued on next page...*

*Continued from previous page...*

Mol	Chain	Res	Type
1	13	509	A
1	13	510	A
1	13	511	C
1	13	518	C
1	13	519	C
1	13	521	G
1	13	524	G
1	13	526	C
1	13	527	G
1	13	531	U
1	13	532	A
1	13	533	A
1	13	536	C
1	13	547	A
1	13	549	C
1	13	559	A
1	13	561	U
1	13	567	G
1	13	572	A
1	13	573	A
1	13	576	G
1	13	577	G
1	13	581	G
1	13	592	G
1	13	593	G
1	13	596	C
1	13	607	A
1	13	620	C
1	13	630	G
1	13	631	G
1	13	632	A
1	13	633	G
1	13	639	G
1	13	650	G
1	13	653	A
1	13	665	A
1	13	666	G
1	13	687	A
1	13	688	G
1	13	704	A
1	13	723	U
1	13	749	C

*Continued on next page...*

*Continued from previous page...*

Mol	Chain	Res	Type
1	13	753	A
1	13	755	G
1	13	766	A
1	13	767	A
1	13	774	G
1	13	777	A
1	13	787	A
1	13	792	A
1	13	793	U
1	13	794	A
1	13	796	C
1	13	802	A
1	13	813	U
1	13	817	C
1	13	821	G
1	13	828	A
1	13	836	G
1	13	841	U
1	13	842	C
1	13	843	U
1	13	848	C
1	13	853	G
1	13	859	A
1	13	864	A
1	13	870	U
1	13	871	U
1	13	872	A
1	13	876	G
1	13	880	C
1	13	884	U
1	13	902	G
1	13	913	A
1	13	914	A
1	13	926	G
1	13	927	G
1	13	932	C
1	13	934	C
1	13	935	A
1	13	936	C
1	13	960	U
1	13	968	A
1	13	969	A

*Continued on next page...*

*Continued from previous page...*

<b>Mol</b>	<b>Chain</b>	<b>Res</b>	<b>Type</b>
1	13	971	G
1	13	972	C
1	13	974	A
1	13	975	A
1	13	976	G
1	13	977	A
1	13	983	A
1	13	991	U
1	13	993	G
1	13	999	U
1	13	1004	A
1	13	1006	C
1	13	1007	C
1	13	1008	C
1	13	1009	G
1	13	1017	G
1	13	1024	G
1	13	1025	U
1	13	1026	G
1	13	1028	C
1	13	1028(B)	C
1	13	1029	G
1	13	1030	C
1	13	1031	G
1	13	1032(A)	G
1	13	1032(B)	G
1	13	1033	G
1	13	1035	A
1	13	1039	C
1	13	1040	U
1	13	1042	G
1	13	1046	A
1	13	1054	C
1	13	1056	U
1	13	1065	U
1	13	1066	C
1	13	1081	G
1	13	1094	G
1	13	1095	U
1	13	1101	A
1	13	1103	C
1	13	1122	U

*Continued on next page...*

*Continued from previous page...*

Mol	Chain	Res	Type
1	13	1124	G
1	13	1125	U
1	13	1126	U
1	13	1127	G
1	13	1129	C
1	13	1130	A
1	13	1132	C
1	13	1136	U
1	13	1137	C
1	13	1138	G
1	13	1139	G
1	13	1146	A
1	13	1151	A
1	13	1152	A
1	13	1154	G
1	13	1157	A
1	13	1158	C
1	13	1159	U
1	13	1165	C
1	13	1177	G
1	13	1179	A
1	13	1181	G
1	13	1182	G
1	13	1188	A
1	13	1190	G
1	13	1191	A
1	13	1196	U
1	13	1197	G
1	13	1201	A
1	13	1211	U
1	13	1212	U
1	13	1213	A
1	13	1218	C
1	13	1224	G
1	13	1225	A
1	13	1227	A
1	13	1238	A
1	13	1240	U
1	13	1241	G
1	13	1253	G
1	13	1256	A
1	13	1257	U

*Continued on next page...*

*Continued from previous page...*

Mol	Chain	Res	Type
1	13	1258	G
1	13	1270	C
1	13	1272	G
1	13	1274	G
1	13	1275	A
1	13	1278	U
1	13	1279	A
1	13	1280	A
1	13	1281	U
1	13	1285	A
1	13	1286	A
1	13	1287	A
1	13	1290	G
1	13	1292	U
1	13	1300	G
1	13	1302	U
1	13	1303	C
1	13	1312	G
1	13	1315	U
1	13	1320	C
1	13	1323	G
1	13	1331	G
1	13	1336	C
1	13	1337	G
1	13	1338	G
1	13	1346	A
1	13	1347	G
1	13	1350	A
1	13	1353	G
1	13	1362(A)	C
1	13	1363	A
1	13	1364	U
1	13	1368	G
1	13	1370	G
1	13	1378	C
1	13	1396	A
1	13	1397	C
1	13	1398	A
1	13	1400	C
1	13	1401	G
1	13	1419	G
1	13	1442	G

*Continued on next page...*

*Continued from previous page...*

Mol	Chain	Res	Type
1	13	1443	G
1	13	1446	A
1	13	1449	C
1	13	1450	U
1	13	1451	A
1	13	1452	C
1	13	1453	G
1	13	1454	G
1	13	1475	G
1	13	1487	G
1	13	1492	A
1	13	1499	A
1	13	1502	A
1	13	1503	A
1	13	1504	G
1	13	1506	U
1	13	1507	A
1	13	1517	G
1	13	1529	G
1	13	1530	G
1	13	1531	A
1	13	1534	A
1	13	1535	C
1	13	1536	C
22	1K	4	U
22	1K	5	G
22	1K	6	A
22	1K	8	U
22	1K	9	A
22	1K	11	C
22	1K	15	G
22	1K	18	G
22	1K	22	G
22	1K	25	C
22	1K	29	U
22	1K	31	C
22	1K	33	U
22	1K	38	A
22	1K	41	A
22	1K	44	G
22	1K	45	G
22	1K	49	G

*Continued on next page...*



*Continued from previous page...*

Mol	Chain	Res	Type
22	1K	50	G
22	1K	51	C
22	1K	52	G
22	1K	56	C
22	1K	60	C
22	1K	61	C
22	1K	62	C
22	1K	63	G
22	1K	64	U
22	1K	66	A
22	1K	68	C
22	1K	69	A
22	1K	70	C
22	1K	72	C
22	1K	73	A
22	1K	74	C
22	1K	75	C
22	1K	76	A
23	2K	2	G
23	2K	6	G
23	2K	9	G
23	2K	13	C
23	2K	16	C
23	2K	17	C
23	2K	19	G
23	2K	20	G
23	2K	21	U
23	2K	22	A
23	2K	30	G
23	2K	31	G
23	2K	48	U
23	2K	49	C
23	2K	50	G
23	2K	51	U
23	2K	52	C
23	2K	53	G
23	2K	61	U
23	2K	77	A
24	3K	2	G
24	3K	3	G
24	3K	4	U
24	3K	5	G

*Continued on next page...*

*Continued from previous page...*

Mol	Chain	Res	Type
24	3K	7	U
24	3K	8	U
24	3K	9	A
24	3K	10	G
24	3K	11	C
24	3K	14	A
24	3K	15	G
24	3K	23	A
24	3K	24	G
24	3K	26	A
24	3K	30	C
24	3K	34	U
24	3K	35	A
24	3K	37	A
24	3K	39	G
24	3K	40	G
24	3K	45	G
24	3K	46	G
24	3K	51	C
24	3K	52	G
24	3K	55	U
24	3K	56	C
24	3K	58	A
24	3K	59	U
24	3K	60	C
24	3K	63	G
24	3K	64	U
24	3K	65	C
24	3K	66	A
24	3K	67	U
24	3K	69	A
24	3K	72	C
24	3K	73	A
25	4K	7	G
25	4K	8	A
25	4K	9	G
25	4K	10	G
25	4K	11	U
25	4K	12	A
25	4K	14	A
25	4K	15	A
25	4K	19	G

*Continued on next page...*

*Continued from previous page...*

Mol	Chain	Res	Type
25	4K	23	A
25	4K	24	A
25	4K	25	A
26	1H	9	U
26	1H	11	G
26	1H	12	U
26	1H	33	U
26	1H	34	C
26	1H	35	G
26	1H	36	G
26	1H	46	C
26	1H	51	G
26	1H	63	U
26	1H	70	G
26	1H	71	A
26	1H	74	A
26	1H	75	G
26	1H	85	G
26	1H	95	G
26	1H	118	A
26	1H	119	A
26	1H	120	U
26	1H	125	G
26	1H	138	G
26	1H	155	C
26	1H	163	U
26	1H	164	U
26	1H	171	G
26	1H	181	A
26	1H	188	G
26	1H	196	A
26	1H	197	A
26	1H	199	A
26	1H	201	C
26	1H	213	A
26	1H	214	G
26	1H	215	G
26	1H	216	A
26	1H	217	G
26	1H	221	A
26	1H	222	A
26	1H	223	A

*Continued on next page...*

*Continued from previous page...*

<b>Mol</b>	<b>Chain</b>	<b>Res</b>	<b>Type</b>
26	1H	224	G
26	1H	228	A
26	1H	229	A
26	1H	233	A
26	1H	248	G
26	1H	250	G
26	1H	252	G
26	1H	266	G
26	1H	269	U
26	1H	270(G)	C
26	1H	270(K)	C
26	1H	270(M)	U
26	1H	270(N)	G
26	1H	270(O)	U
26	1H	270(P)	C
26	1H	271(C)	U
26	1H	271	G
26	1H	274	G
26	1H	275	G
26	1H	277	C
26	1H	278	A
26	1H	295	G
26	1H	299	A
26	1H	311	A
26	1H	323	G
26	1H	324	A
26	1H	329	G
26	1H	330	A
26	1H	335	C
26	1H	346	A
26	1H	352	G
26	1H	357	A
26	1H	372	G
26	1H	380	U
26	1H	386	G
26	1H	405	U
26	1H	406	G
26	1H	407	G
26	1H	411	G
26	1H	418	G
26	1H	427	U
26	1H	428	A

*Continued on next page...*

*Continued from previous page...*

<b>Mol</b>	<b>Chain</b>	<b>Res</b>	<b>Type</b>
26	1H	443	A
26	1H	444	C
26	1H	448	U
26	1H	455	C
26	1H	456	C
26	1H	470	A
26	1H	471	A
26	1H	481	G
26	1H	482	A
26	1H	505	A
26	1H	508	G
26	1H	509	C
26	1H	510	C
26	1H	530	G
26	1H	531	C
26	1H	532	A
26	1H	533	G
26	1H	546	C
26	1H	548	A
26	1H	549	G
26	1H	556	G
26	1H	563	G
26	1H	573	G
26	1H	575	A
26	1H	580	C
26	1H	586	A
26	1H	588	U
26	1H	592	G
26	1H	603	A
26	1H	607	U
26	1H	613	U
26	1H	614	U
26	1H	615	G
26	1H	617	G
26	1H	619	G
26	1H	621	A
26	1H	622	G
26	1H	626	U
26	1H	627	A
26	1H	637	A
26	1H	645	C
26	1H	646	A

*Continued on next page...*

*Continued from previous page...*

Mol	Chain	Res	Type
26	1H	647	G
26	1H	654	A
26	1H	654(A)	A
26	1H	654(D)	G
26	1H	654(O)	G
26	1H	654(P)	G
26	1H	654(Q)	C
26	1H	654(S)	G
26	1H	654(T)	A
26	1H	664	C
26	1H	677	A
26	1H	678	C
26	1H	686	G
26	1H	717	G
26	1H	722	A
26	1H	729	G
26	1H	730	C
26	1H	747	U
26	1H	761	A
26	1H	776	G
26	1H	782	A
26	1H	784	A
26	1H	785	G
26	1H	789	A
26	1H	790	C
26	1H	792	G
26	1H	805	G
26	1H	810	U
26	1H	812	C
26	1H	827	U
26	1H	828	U
26	1H	832	G
26	1H	836	G
26	1H	846	C
26	1H	853	G
26	1H	859	G
26	1H	860	U
26	1H	866	A
26	1H	878	A
26	1H	879	G
26	1H	882	G
26	1H	894	C

*Continued on next page...*

*Continued from previous page...*

Mol	Chain	Res	Type
26	1H	898	C
26	1H	899	A
26	1H	900	A
26	1H	901	A
26	1H	902	C
26	1H	904	C
26	1H	908	C
26	1H	910	A
26	1H	914	C
26	1H	917	A
26	1H	919	G
26	1H	932	G
26	1H	938	G
26	1H	941	A
26	1H	944	G
26	1H	945	A
26	1H	946	G
26	1H	947	G
26	1H	953	A
26	1H	959	A
26	1H	961	C
26	1H	967	C
26	1H	968	G
26	1H	974	G
26	1H	974(A)	C
26	1H	980	A
26	1H	983	A
26	1H	989	G
26	1H	996	A
26	1H	1003	G
26	1H	1005	C
26	1H	1011	G
26	1H	1012	U
26	1H	1013	C
26	1H	1022	G
26	1H	1023	U
26	1H	1025	G
26	1H	1026	U
26	1H	1027	A
26	1H	1033	U
26	1H	1040	C
26	1H	1045	A

*Continued on next page...*

*Continued from previous page...*

Mol	Chain	Res	Type
26	1H	1046	A
26	1H	1047	G
26	1H	1051	G
26	1H	1054	A
26	1H	1055	G
26	1H	1101	U
26	1H	1102	C
26	1H	1110	G
26	1H	1111	A
26	1H	1112	G
26	1H	1129	A
26	1H	1130	U
26	1H	1131	G
26	1H	1135	C
26	1H	1136	G
26	1H	1139	G
26	1H	1142	U
26	1H	1142(A)	A
26	1H	1149	G
26	1H	1174	A
26	1H	1175	U
26	1H	1177	A
26	1H	1178	C
26	1H	1179	C
26	1H	1195	G
26	1H	1210	A
26	1H	1211	U
26	1H	1218	C
26	1H	1220	A
26	1H	1225	C
26	1H	1237	A
26	1H	1244	G
26	1H	1250	G
26	1H	1253	A
26	1H	1254	A
26	1H	1256	G
26	1H	1267	U
26	1H	1268	A
26	1H	1271	G
26	1H	1272	A
26	1H	1273	U
26	1H	1276	A

*Continued on next page...*



*Continued from previous page...*

<b>Mol</b>	<b>Chain</b>	<b>Res</b>	<b>Type</b>
26	1H	1300	U
26	1H	1301	A
26	1H	1303	G
26	1H	1329	U
26	1H	1342	A
26	1H	1345	C
26	1H	1349	A
26	1H	1352	U
26	1H	1359	A
26	1H	1360	A
26	1H	1365	A
26	1H	1385	G
26	1H	1388	G
26	1H	1389	G
26	1H	1391	U
26	1H	1395	A
26	1H	1407	C
26	1H	1416	G
26	1H	1417	C
26	1H	1420	U
26	1H	1421	G
26	1H	1428	C
26	1H	1444(A)	A
26	1H	1449	A
26	1H	1449(A)	G
26	1H	1453	A
26	1H	1455	G
26	1H	1458	C
26	1H	1460	A
26	1H	1461	G
26	1H	1467	C
26	1H	1470	G
26	1H	1471	A
26	1H	1483	G
26	1H	1492	G
26	1H	1493	C
26	1H	1494	A
26	1H	1495	A
26	1H	1497	U
26	1H	1500	G
26	1H	1506	C
26	1H	1507	A

*Continued on next page...*

*Continued from previous page...*

<b>Mol</b>	<b>Chain</b>	<b>Res</b>	<b>Type</b>
26	1H	1508	A
26	1H	1509	C
26	1H	1510	A
26	1H	1511	A
26	1H	1517	G
26	1H	1522	G
26	1H	1526	G
26	1H	1534	G
26	1H	1535	U
26	1H	1536	A
26	1H	1537	C
26	1H	1538	G
26	1H	1539	G
26	1H	1540	G
26	1H	1543	A
26	1H	1544	C
26	1H	1545	A
26	1H	1547	C
26	1H	1548	C
26	1H	1552	G
26	1H	1558	A
26	1H	1559	G
26	1H	1560	G
26	1H	1566	A
26	1H	1569	A
26	1H	1578	U
26	1H	1580	A
26	1H	1585	C
26	1H	1586	A
26	1H	1587	A
26	1H	1594	G
26	1H	1606	G
26	1H	1608	A
26	1H	1609	A
26	1H	1610	A
26	1H	1617	C
26	1H	1647	G
26	1H	1648	C
26	1H	1651	G
26	1H	1658	C
26	1H	1674	G
26	1H	1695	G

*Continued on next page...*

*Continued from previous page...*

Mol	Chain	Res	Type
26	1H	1728	G
26	1H	1729	A
26	1H	1731	G
26	1H	1733	G
26	1H	1758	G
26	1H	1762	A
26	1H	1763	G
26	1H	1764	G
26	1H	1772	G
26	1H	1773	A
26	1H	1779	U
26	1H	1782	C
26	1H	1786	A
26	1H	1791	A
26	1H	1799	G
26	1H	1800	C
26	1H	1801	G
26	1H	1802	A
26	1H	1809	A
26	1H	1811	G
26	1H	1816	G
26	1H	1829	A
26	1H	1847	A
26	1H	1859	A
26	1H	1869	G
26	1H	1870	C
26	1H	1878	G
26	1H	1889	A
26	1H	1899	G
26	1H	1900	A
26	1H	1901	A
26	1H	1905	C
26	1H	1906	G
26	1H	1913	A
26	1H	1914	C
26	1H	1915	U
26	1H	1919	A
26	1H	1929	G
26	1H	1930	G
26	1H	1931	U
26	1H	1938	A
26	1H	1955	U

*Continued on next page...*

*Continued from previous page...*

<b>Mol</b>	<b>Chain</b>	<b>Res</b>	<b>Type</b>
26	1H	1960	A
26	1H	1961	C
26	1H	1963	U
26	1H	1965	C
26	1H	1967	C
26	1H	1969	A
26	1H	1970	A
26	1H	1971	A
26	1H	1972	A
26	1H	1982	C
26	1H	1992	G
26	1H	1993	U
26	1H	1994	C
26	1H	2016	U
26	1H	2020	A
26	1H	2023	G
26	1H	2031	A
26	1H	2033	A
26	1H	2043	C
26	1H	2055	C
26	1H	2056	G
26	1H	2060	A
26	1H	2061	G
26	1H	2062	A
26	1H	2069	G
26	1H	2099	U
26	1H	2108	C
26	1H	2111	C
26	1H	2113	U
26	1H	2114	A
26	1H	2116	G
26	1H	2117	A
26	1H	2119	A
26	1H	2126	A
26	1H	2127	G
26	1H	2131	G
26	1H	2132	U
26	1H	2133	G
26	1H	2134	A
26	1H	2135	A
26	1H	2136	C
26	1H	2137	C

*Continued on next page...*

*Continued from previous page...*

<b>Mol</b>	<b>Chain</b>	<b>Res</b>	<b>Type</b>
26	1H	2138	C
26	1H	2139	C
26	1H	2145	C
26	1H	2147	G
26	1H	2148	G
26	1H	2156	G
26	1H	2157	G
26	1H	2158	A
26	1H	2161	C
26	1H	2162	G
26	1H	2165	G
26	1H	2166	G
26	1H	2167	U
26	1H	2168	G
26	1H	2170	A
26	1H	2171	A
26	1H	2173	A
26	1H	2175	C
26	1H	2176	A
26	1H	2177	C
26	1H	2181	G
26	1H	2189	U
26	1H	2190	G
26	1H	2192	G
26	1H	2198	A
26	1H	2210	G
26	1H	2211	G
26	1H	2212	A
26	1H	2213	U
26	1H	2215	G
26	1H	2216	G
26	1H	2224	G
26	1H	2225	A
26	1H	2226	C
26	1H	2238	G
26	1H	2240	C
26	1H	2263	C
26	1H	2267	A
26	1H	2268	A
26	1H	2269	A
26	1H	2273	A
26	1H	2275	C

*Continued on next page...*

*Continued from previous page...*

<b>Mol</b>	<b>Chain</b>	<b>Res</b>	<b>Type</b>
26	1H	2278	A
26	1H	2283	C
26	1H	2286	A
26	1H	2287	A
26	1H	2288	A
26	1H	2307	G
26	1H	2308	G
26	1H	2310	A
26	1H	2311	A
26	1H	2315	G
26	1H	2320	A
26	1H	2321	G
26	1H	2325	G
26	1H	2335	A
26	1H	2336	A
26	1H	2346	A
26	1H	2347	C
26	1H	2350	C
26	1H	2364	C
26	1H	2372	G
26	1H	2376	A
26	1H	2377	A
26	1H	2383	G
26	1H	2384	G
26	1H	2385	C
26	1H	2403	C
26	1H	2406	U
26	1H	2410	G
26	1H	2414	G
26	1H	2422	A
26	1H	2423	U
26	1H	2425	A
26	1H	2428	G
26	1H	2429	G
26	1H	2430	A
26	1H	2431	U
26	1H	2434	A
26	1H	2435	A
26	1H	2439	A
26	1H	2441	C
26	1H	2448	A
26	1H	2476	A

*Continued on next page...*

*Continued from previous page...*

Mol	Chain	Res	Type
26	1H	2477	C
26	1H	2482	G
26	1H	2484	G
26	1H	2486	G
26	1H	2501	C
26	1H	2502	G
26	1H	2505	G
26	1H	2506	U
26	1H	2518	A
26	1H	2520	C
26	1H	2525	G
26	1H	2529	G
26	1H	2531	A
26	1H	2549	G
26	1H	2554	U
26	1H	2556	C
26	1H	2566	A
26	1H	2567	G
26	1H	2573	C
26	1H	2582	G
26	1H	2594	C
26	1H	2602	A
26	1H	2609	U
26	1H	2611	U
26	1H	2612	C
26	1H	2629	A
26	1H	2630	G
26	1H	2632	A
26	1H	2634	G
26	1H	2636	U
26	1H	2641	G
26	1H	2654	A
26	1H	2665	A
26	1H	2666	C
26	1H	2673	G
26	1H	2682	U
26	1H	2689	U
26	1H	2691	C
26	1H	2702	U
26	1H	2703	C
26	1H	2707	G
26	1H	2712(A)	A

*Continued on next page...*

*Continued from previous page...*

<b>Mol</b>	<b>Chain</b>	<b>Res</b>	<b>Type</b>
26	1H	2713	A
26	1H	2714	G
26	1H	2720	U
26	1H	2721	A
26	1H	2726	U
26	1H	2732	G
26	1H	2733	A
26	1H	2751	G
26	1H	2752	C
26	1H	2757	A
26	1H	2764	A
26	1H	2765	A
26	1H	2766	G
26	1H	2777	G
26	1H	2778	A
26	1H	2779	U
26	1H	2780	G
26	1H	2783	G
26	1H	2788	C
26	1H	2789	C
26	1H	2791	C
26	1H	2793	G
26	1H	2795	G
26	1H	2797	U
26	1H	2798	C
26	1H	2801	A
26	1H	2803	C
26	1H	2808	U
26	1H	2813	A
26	1H	2818	G
26	1H	2820	A
26	1H	2821	A
26	1H	2823	A
26	1H	2830	G
26	1H	2833	G
26	1H	2834	G
26	1H	2835	A
26	1H	2848	G
26	1H	2871	C
26	1H	2872	G
26	1H	2885	C
26	1H	2886	G

*Continued on next page...*



*Continued from previous page...*

Mol	Chain	Res	Type
26	1H	2891	G
26	1H	2892	A
26	1H	2893	G
26	1H	2894	G
26	1H	2895	U
27	16	0	A
27	16	3	C
27	16	5	C
27	16	7	G
27	16	9	G
27	16	12	C
27	16	13	A
27	16	15	A
27	16	16	G
27	16	25	A
27	16	31	C
27	16	34	U
27	16	42	C
27	16	45	A
27	16	56	G
27	16	65	C
27	16	73	A
27	16	74	U
27	16	98	G
27	16	105	G
27	16	107	U
27	16	109	G
27	16	115	G
27	16	116	G
1	1G	5	U
1	1G	6	G
1	1G	7	G
1	1G	9	G
1	1G	22	G
1	1G	32	A
1	1G	39	G
1	1G	41	G
1	1G	47	C
1	1G	48	C
1	1G	50	A
1	1G	51	A
1	1G	65	U

*Continued on next page...*

*Continued from previous page...*

Mol	Chain	Res	Type
1	1G	81	G
1	1G	82	U
1	1G	88	C
1	1G	90	C
1	1G	91	C
1	1G	95	G
1	1G	99	C
1	1G	101	A
1	1G	105	G
1	1G	116	A
1	1G	121	C
1	1G	129(A)	G
1	1G	131	C
1	1G	163	C
1	1G	174	C
1	1G	180	U
1	1G	182	U
1	1G	183	G
1	1G	186	C
1	1G	189	U
1	1G	190	G
1	1G	191(A)	G
1	1G	191(D)	U
1	1G	195	A
1	1G	197	A
1	1G	209	U
1	1G	210	U
1	1G	216	G
1	1G	226	G
1	1G	231	G
1	1G	233	C
1	1G	243	A
1	1G	247	G
1	1G	251	G
1	1G	259	G
1	1G	266	G
1	1G	267	C
1	1G	274	A
1	1G	281	G
1	1G	289	G
1	1G	316	G
1	1G	321	A

*Continued on next page...*

*Continued from previous page...*

Mol	Chain	Res	Type
1	1G	328	C
1	1G	329	A
1	1G	332	G
1	1G	346	G
1	1G	347	G
1	1G	350	G
1	1G	351	G
1	1G	352	C
1	1G	353	A
1	1G	354	G
1	1G	365	U
1	1G	367	U
1	1G	372	C
1	1G	384	G
1	1G	388	G
1	1G	396	G
1	1G	397	A
1	1G	398	C
1	1G	406	G
1	1G	412	A
1	1G	413	G
1	1G	422	C
1	1G	423	G
1	1G	429	U
1	1G	430	A
1	1G	438	G
1	1G	439	A
1	1G	442	C
1	1G	452	A
1	1G	453	A
1	1G	456	C
1	1G	466	C
1	1G	467	G
1	1G	475	G
1	1G	478	A
1	1G	484	G
1	1G	485	G
1	1G	486	U
1	1G	496	A
1	1G	497	U
1	1G	505	G
1	1G	509	A

*Continued on next page...*

*Continued from previous page...*

Mol	Chain	Res	Type
1	1G	510	A
1	1G	511	C
1	1G	518	C
1	1G	527	G
1	1G	531	U
1	1G	532	A
1	1G	533	A
1	1G	534	U
1	1G	547	A
1	1G	559	A
1	1G	561	U
1	1G	562	C
1	1G	564	C
1	1G	572	A
1	1G	573	A
1	1G	576	G
1	1G	581	G
1	1G	604	G
1	1G	607	A
1	1G	614	A
1	1G	617	G
1	1G	630	G
1	1G	631	G
1	1G	632	A
1	1G	633	G
1	1G	653	A
1	1G	661	G
1	1G	665	A
1	1G	666	G
1	1G	687	A
1	1G	688	G
1	1G	693	G
1	1G	701	C
1	1G	702	A
1	1G	722	A
1	1G	723	U
1	1G	724	G
1	1G	731	G
1	1G	742	G
1	1G	749	C
1	1G	750	G
1	1G	777	A

*Continued on next page...*

*Continued from previous page...*

Mol	Chain	Res	Type
1	1G	778	G
1	1G	787	A
1	1G	792	A
1	1G	793	U
1	1G	794	A
1	1G	805	C
1	1G	809	G
1	1G	816	A
1	1G	817	C
1	1G	821	G
1	1G	828	A
1	1G	842	C
1	1G	843	U
1	1G	848	C
1	1G	857	C
1	1G	859	A
1	1G	873	A
1	1G	914	A
1	1G	915	A
1	1G	926	G
1	1G	927	G
1	1G	931	C
1	1G	934	C
1	1G	935	A
1	1G	936	C
1	1G	942	G
1	1G	960	U
1	1G	961	U
1	1G	963	G
1	1G	964	A
1	1G	968	A
1	1G	969	A
1	1G	972	C
1	1G	974	A
1	1G	976	G
1	1G	977	A
1	1G	980	C
1	1G	982	U
1	1G	983	A
1	1G	991	U
1	1G	992	U
1	1G	993	G

*Continued on next page...*

*Continued from previous page...*

Mol	Chain	Res	Type
1	1G	996	A
1	1G	1001	G
1	1G	1002	G
1	1G	1004	A
1	1G	1006	C
1	1G	1009	G
1	1G	1016	A
1	1G	1021	G
1	1G	1024	G
1	1G	1025	U
1	1G	1026	G
1	1G	1028	C
1	1G	1028(A)	C
1	1G	1028(B)	C
1	1G	1029	G
1	1G	1030	C
1	1G	1031	G
1	1G	1032	A
1	1G	1032(A)	G
1	1G	1033	G
1	1G	1037	C
1	1G	1040	U
1	1G	1046	A
1	1G	1053	G
1	1G	1054	C
1	1G	1055	A
1	1G	1056	U
1	1G	1063	C
1	1G	1071	C
1	1G	1081	G
1	1G	1094	G
1	1G	1095	U
1	1G	1101	A
1	1G	1107	C
1	1G	1118	C
1	1G	1123	A
1	1G	1124	G
1	1G	1125	U
1	1G	1126	U
1	1G	1127	G
1	1G	1128	C
1	1G	1129	C

*Continued on next page...*

*Continued from previous page...*

<b>Mol</b>	<b>Chain</b>	<b>Res</b>	<b>Type</b>
1	1G	1133	G
1	1G	1135	U
1	1G	1136	U
1	1G	1137	C
1	1G	1139	G
1	1G	1140	C
1	1G	1146	A
1	1G	1147	C
1	1G	1151	A
1	1G	1154	G
1	1G	1157	A
1	1G	1158	C
1	1G	1159	U
1	1G	1160	G
1	1G	1177	G
1	1G	1178	G
1	1G	1181	G
1	1G	1183	A
1	1G	1184	G
1	1G	1185	G
1	1G	1188	A
1	1G	1189	C
1	1G	1190	G
1	1G	1196	U
1	1G	1197	G
1	1G	1199	U
1	1G	1201	A
1	1G	1211	U
1	1G	1212	U
1	1G	1213	A
1	1G	1214	C
1	1G	1223	C
1	1G	1225	A
1	1G	1227	A
1	1G	1238	A
1	1G	1240	U
1	1G	1250	A
1	1G	1256	A
1	1G	1257	U
1	1G	1258	G
1	1G	1260	C
1	1G	1268	A

*Continued on next page...*

*Continued from previous page...*

Mol	Chain	Res	Type
1	1G	1275	A
1	1G	1278	U
1	1G	1279	A
1	1G	1280	A
1	1G	1286	A
1	1G	1287	A
1	1G	1297	C
1	1G	1299	A
1	1G	1300	G
1	1G	1301	U
1	1G	1305	G
1	1G	1313	U
1	1G	1317	C
1	1G	1319	A
1	1G	1322	C
1	1G	1323	G
1	1G	1331	G
1	1G	1335	C
1	1G	1336	C
1	1G	1346	A
1	1G	1347	G
1	1G	1353	G
1	1G	1358	U
1	1G	1359	C
1	1G	1360	A
1	1G	1362(A)	C
1	1G	1363	A
1	1G	1364	U
1	1G	1368	G
1	1G	1370	G
1	1G	1382	C
1	1G	1398	A
1	1G	1401	G
1	1G	1404	C
1	1G	1406	U
1	1G	1419	G
1	1G	1442	G
1	1G	1443	G
1	1G	1446	A
1	1G	1447	G
1	1G	1450	U
1	1G	1451	A

*Continued on next page...*



*Continued from previous page...*

Mol	Chain	Res	Type
1	1G	1453	G
1	1G	1492	A
1	1G	1497	G
1	1G	1499	A
1	1G	1502	A
1	1G	1503	A
1	1G	1504	G
1	1G	1506	U
1	1G	1507	A
1	1G	1508	G
1	1G	1517	G
1	1G	1520	G
1	1G	1529	G
1	1G	1530	G
1	1G	1533	C
1	1G	1534	A
56	1L	2	G
56	1L	3	G
56	1L	6	A
56	1L	7	U
56	1L	8	U
56	1L	9	A
56	1L	10	G
56	1L	18	G
56	1L	23	A
56	1L	24	G
56	1L	27	C
56	1L	30	C
56	1L	34	U
56	1L	45	G
56	1L	49	G
56	1L	61	C
56	1L	63	G
56	1L	66	A
56	1L	67	U
56	1L	70	C
56	1L	73	A
56	1L	74	C
56	1L	75	C
56	1L	76	A
23	2L	2	G
23	2L	8	4SU

*Continued on next page...*

*Continued from previous page...*

Mol	Chain	Res	Type
23	2L	16	C
23	2L	19	G
23	2L	21	U
23	2L	23	G
23	2L	34	U
23	2L	46	G
23	2L	53	G
23	2L	69	C
24	3L	2	G
24	3L	5	G
24	3L	7	U
24	3L	10	G
24	3L	15	G
24	3L	22	G
24	3L	24	G
24	3L	26	A
24	3L	31	C
24	3L	33	U
24	3L	34	U
24	3L	35	A
24	3L	37	A
24	3L	39	G
24	3L	40	G
24	3L	42	G
24	3L	43	G
24	3L	44	G
24	3L	46	G
24	3L	47	U
24	3L	48	C
24	3L	53	G
24	3L	56	C
24	3L	57	G
24	3L	58	A
24	3L	59	U
24	3L	61	C
24	3L	62	C
24	3L	65	C
24	3L	67	U
24	3L	72	C
24	3L	73	A
25	4L	8	A
25	4L	9	G

*Continued on next page...*

*Continued from previous page...*

Mol	Chain	Res	Type
25	4L	11	U
25	4L	12	A
25	4L	13	A
25	4L	14	A
25	4L	15	A
25	4L	23	A
25	4L	24	A
25	4L	25	A
26	14	7	G
26	14	9	U
26	14	16	G
26	14	34	C
26	14	35	G
26	14	36	G
26	14	46	C
26	14	49	A
26	14	50	U
26	14	58	G
26	14	71	A
26	14	72	U
26	14	74	A
26	14	75	G
26	14	92	G
26	14	93	C
26	14	95	G
26	14	101	G
26	14	102	G
26	14	118	A
26	14	119	A
26	14	120	U
26	14	125	G
26	14	129	C
26	14	131	G
26	14	138	G
26	14	153	C
26	14	154	G
26	14	155	C
26	14	161	U
26	14	162	U
26	14	171	G
26	14	173	G
26	14	174	C

*Continued on next page...*

*Continued from previous page...*

Mol	Chain	Res	Type
26	14	196	A
26	14	199	A
26	14	205	G
26	14	214	G
26	14	215	G
26	14	216	A
26	14	221	A
26	14	222	A
26	14	225	A
26	14	229	A
26	14	232	G
26	14	233	A
26	14	240	G
26	14	245	G
26	14	248	G
26	14	249	C
26	14	250	G
26	14	252	G
26	14	268	C
26	14	269	U
26	14	270(J)	G
26	14	270(K)	C
26	14	270(N)	G
26	14	270(O)	U
26	14	271(B)	G
26	14	271(C)	U
26	14	271	G
26	14	273(C)	C
26	14	273(D)	C
26	14	273(F)	C
26	14	274	G
26	14	275	G
26	14	276	A
26	14	277	C
26	14	278	A
26	14	279	C
26	14	283	A
26	14	289	A
26	14	308	G
26	14	311	A
26	14	324	A
26	14	327	G

*Continued on next page...*

*Continued from previous page...*

Mol	Chain	Res	Type
26	14	329	G
26	14	330	A
26	14	352	G
26	14	354	G
26	14	356	G
26	14	362	U
26	14	363	G
26	14	363(E)	U
26	14	363(F)	A
26	14	380	U
26	14	386	G
26	14	394	A
26	14	396	G
26	14	405	U
26	14	406	G
26	14	411	G
26	14	412	A
26	14	415	A
26	14	428	A
26	14	442	G
26	14	443	A
26	14	444	C
26	14	446	G
26	14	454	A
26	14	455	C
26	14	456	C
26	14	457	A
26	14	460	A
26	14	470	A
26	14	480	A
26	14	481	G
26	14	501	A
26	14	504	U
26	14	505	A
26	14	509	C
26	14	517	C
26	14	528	A
26	14	531	C
26	14	532	A
26	14	533	G
26	14	537	C
26	14	549	G

*Continued on next page...*

*Continued from previous page...*

Mol	Chain	Res	Type
26	14	556	G
26	14	563	G
26	14	573	G
26	14	575	A
26	14	592	G
26	14	603	A
26	14	607	U
26	14	617	G
26	14	619	G
26	14	621	A
26	14	622	G
26	14	627	A
26	14	631	A
26	14	634	C
26	14	637	A
26	14	644	A
26	14	645	C
26	14	646	A
26	14	649	G
26	14	650	C
26	14	651	G
26	14	654	A
26	14	654(A)	A
26	14	654(B)	C
26	14	654(C)	G
26	14	654(D)	G
26	14	654(S)	G
26	14	654(T)	A
26	14	664	C
26	14	669	G
26	14	686	G
26	14	717	G
26	14	722	A
26	14	730	C
26	14	740	U
26	14	752	A
26	14	753	C
26	14	761	A
26	14	762	U
26	14	775	G
26	14	776	G
26	14	782	A

*Continued on next page...*

*Continued from previous page...*

Mol	Chain	Res	Type
26	14	784	A
26	14	785	G
26	14	792	G
26	14	805	G
26	14	812	C
26	14	819	A
26	14	820	A
26	14	822	U
26	14	827	U
26	14	828	U
26	14	830	G
26	14	832	G
26	14	840	C
26	14	845	G
26	14	846	C
26	14	847	U
26	14	854	G
26	14	859	G
26	14	860	U
26	14	865	C
26	14	866	A
26	14	875	G
26	14	878	A
26	14	899	A
26	14	900	A
26	14	901	A
26	14	904	C
26	14	907	U
26	14	910	A
26	14	911	A
26	14	917	A
26	14	926	A
26	14	932	G
26	14	933	A
26	14	938	G
26	14	941	A
26	14	945	A
26	14	946	G
26	14	952	G
26	14	958	U
26	14	959	A
26	14	961	C

*Continued on next page...*

*Continued from previous page...*

<b>Mol</b>	<b>Chain</b>	<b>Res</b>	<b>Type</b>
26	14	967	C
26	14	974	G
26	14	974(A)	C
26	14	980	A
26	14	983	A
26	14	989	G
26	14	990	A
26	14	991	C
26	14	996	A
26	14	999	U
26	14	1005	C
26	14	1009	A
26	14	1012	U
26	14	1013	C
26	14	1015	G
26	14	1022	G
26	14	1023	U
26	14	1025	G
26	14	1026	U
26	14	1028	A
26	14	1029	A
26	14	1037	G
26	14	1044	G
26	14	1048	A
26	14	1050	A
26	14	1111	A
26	14	1112	G
26	14	1113	U
26	14	1114	G
26	14	1122	G
26	14	1129	A
26	14	1130	U
26	14	1135	C
26	14	1136	G
26	14	1139	G
26	14	1143	A
26	14	1170	G
26	14	1173	G
26	14	1174	A
26	14	1175	U
26	14	1177	A
26	14	1178	C

*Continued on next page...*



*Continued from previous page...*

<b>Mol</b>	<b>Chain</b>	<b>Res</b>	<b>Type</b>
26	14	1188	U
26	14	1204	A
26	14	1205	U
26	14	1212	G
26	14	1220	A
26	14	1224	G
26	14	1247	A
26	14	1250	G
26	14	1253	A
26	14	1256	G
26	14	1268	A
26	14	1271	G
26	14	1272	A
26	14	1273	U
26	14	1298	C
26	14	1300	U
26	14	1301	A
26	14	1303	G
26	14	1319	G
26	14	1325	G
26	14	1332	G
26	14	1342	A
26	14	1345	C
26	14	1348	G
26	14	1349	A
26	14	1352	U
26	14	1359	A
26	14	1360	A
26	14	1365	A
26	14	1370	C
26	14	1373	A
26	14	1378	A
26	14	1379	A
26	14	1380	G
26	14	1385	G
26	14	1386	C
26	14	1390	U
26	14	1391	U
26	14	1395	A
26	14	1407	C
26	14	1416	G
26	14	1418	G

*Continued on next page...*

*Continued from previous page...*

Mol	Chain	Res	Type
26	14	1419	A
26	14	1420	U
26	14	1421	G
26	14	1425	G
26	14	1427	A
26	14	1428	C
26	14	1444(A)	A
26	14	1445	C
26	14	1447	G
26	14	1449	A
26	14	1449(A)	G
26	14	1451	C
26	14	1453	A
26	14	1458	C
26	14	1459	G
26	14	1460	A
26	14	1461	G
26	14	1467	C
26	14	1471	A
26	14	1472	A
26	14	1475	G
26	14	1483	G
26	14	1493	C
26	14	1494	A
26	14	1495	A
26	14	1508	A
26	14	1509	C
26	14	1510	A
26	14	1517	G
26	14	1522	G
26	14	1526	G
26	14	1528	A
26	14	1534	G
26	14	1537	C
26	14	1538	G
26	14	1543	A
26	14	1547	C
26	14	1558	A
26	14	1559	G
26	14	1560	G
26	14	1566	A
26	14	1569	A

*Continued on next page...*

*Continued from previous page...*

Mol	Chain	Res	Type
26	14	1578	U
26	14	1582	C
26	14	1585	C
26	14	1586	A
26	14	1588	C
26	14	1589	C
26	14	1608	A
26	14	1609	A
26	14	1610	A
26	14	1617	C
26	14	1619	G
26	14	1647	G
26	14	1648	C
26	14	1652	A
26	14	1653	G
26	14	1654	A
26	14	1669	A
26	14	1670	C
26	14	1672	C
26	14	1674	G
26	14	1675	C
26	14	1678	G
26	14	1695	G
26	14	1696	G
26	14	1697	G
26	14	1698	A
26	14	1700	A
26	14	1701	A
26	14	1703	G
26	14	1725	G
26	14	1729	A
26	14	1730	U
26	14	1731	G
26	14	1732	A
26	14	1756	G
26	14	1762	A
26	14	1763	G
26	14	1764	G
26	14	1773	A
26	14	1780	A
26	14	1782	C
26	14	1791	A

*Continued on next page...*

*Continued from previous page...*

Mol	Chain	Res	Type
26	14	1800	C
26	14	1801	G
26	14	1816	G
26	14	1819	A
26	14	1820	U
26	14	1828	G
26	14	1829	A
26	14	1830	C
26	14	1836	C
26	14	1839	G
26	14	1847	A
26	14	1848	A
26	14	1858	G
26	14	1878	G
26	14	1888	G
26	14	1889	A
26	14	1891	G
26	14	1895	C
26	14	1899	G
26	14	1905	C
26	14	1906	G
26	14	1913	A
26	14	1923	U
26	14	1929	G
26	14	1930	G
26	14	1936	A
26	14	1937	A
26	14	1938	A
26	14	1947	C
26	14	1952	A
26	14	1955	U
26	14	1960	A
26	14	1963	U
26	14	1964	G
26	14	1967	C
26	14	1970	A
26	14	1971	A
26	14	1972	A
26	14	1993	U
26	14	2018	G
26	14	2020	A
26	14	2023	G

*Continued on next page...*

*Continued from previous page...*

Mol	Chain	Res	Type
26	14	2031	A
26	14	2033	A
26	14	2036	C
26	14	2039	C
26	14	2043	C
26	14	2055	C
26	14	2056	G
26	14	2060	A
26	14	2061	G
26	14	2062	A
26	14	2069	G
26	14	2071	A
26	14	2072	G
26	14	2092	U
26	14	2093	G
26	14	2097	C
26	14	2100	G
26	14	2108	C
26	14	2110	G
26	14	2114	A
26	14	2115	G
26	14	2117	A
26	14	2118	U
26	14	2119	A
26	14	2120	G
26	14	2122	U
26	14	2123	G
26	14	2124	G
26	14	2125	G
26	14	2127	G
26	14	2128	C
26	14	2129	C
26	14	2131	G
26	14	2132	U
26	14	2133	G
26	14	2134	A
26	14	2135	A
26	14	2136	C
26	14	2137	C
26	14	2139	C
26	14	2140	C
26	14	2144	U

*Continued on next page...*

*Continued from previous page...*

Mol	Chain	Res	Type
26	14	2145	C
26	14	2146	C
26	14	2147	G
26	14	2148	G
26	14	2153	G
26	14	2157	G
26	14	2158	A
26	14	2162	G
26	14	2164	C
26	14	2165	G
26	14	2166	G
26	14	2168	G
26	14	2172	U
26	14	2173	A
26	14	2174	C
26	14	2178	C
26	14	2189	U
26	14	2191	G
26	14	2192	G
26	14	2198	A
26	14	2210	G
26	14	2211	G
26	14	2212	A
26	14	2213	U
26	14	2215	G
26	14	2225	A
26	14	2238	G
26	14	2239	G
26	14	2240	C
26	14	2245	U
26	14	2249	U
26	14	2251	G
26	14	2268	A
26	14	2273	A
26	14	2275	C
26	14	2276	G
26	14	2278	A
26	14	2283	C
26	14	2287	A
26	14	2288	A
26	14	2305	A
26	14	2307	G

*Continued on next page...*

*Continued from previous page...*

Mol	Chain	Res	Type
26	14	2308	G
26	14	2310	A
26	14	2311	A
26	14	2321	G
26	14	2324	C
26	14	2325	G
26	14	2326	C
26	14	2336	A
26	14	2342	C
26	14	2347	C
26	14	2350	C
26	14	2353	G
26	14	2354	G
26	14	2356	C
26	14	2383	G
26	14	2385	C
26	14	2392	A
26	14	2396	G
26	14	2401	U
26	14	2402	C
26	14	2403	C
26	14	2406	U
26	14	2410	G
26	14	2414	G
26	14	2422	A
26	14	2425	A
26	14	2428	G
26	14	2429	G
26	14	2430	A
26	14	2431	U
26	14	2434	A
26	14	2435	A
26	14	2439	A
26	14	2440	C
26	14	2441	C
26	14	2448	A
26	14	2468	G
26	14	2469	A
26	14	2470	G
26	14	2475	C
26	14	2477	C
26	14	2478	A

*Continued on next page...*

*Continued from previous page...*

Mol	Chain	Res	Type
26	14	2482	G
26	14	2487	G
26	14	2492	U
26	14	2496	C
26	14	2497	A
26	14	2502	G
26	14	2505	G
26	14	2506	U
26	14	2518	A
26	14	2525	G
26	14	2529	G
26	14	2532	G
26	14	2541	A
26	14	2542	A
26	14	2543	G
26	14	2549	G
26	14	2554	U
26	14	2555	U
26	14	2564	A
26	14	2566	A
26	14	2567	G
26	14	2569	G
26	14	2573	C
26	14	2579	C
26	14	2582	G
26	14	2585	U
26	14	2586	C
26	14	2602	A
26	14	2609	U
26	14	2611	U
26	14	2612	C
26	14	2630	G
26	14	2635	C
26	14	2636	U
26	14	2646	C
26	14	2654	A
26	14	2663	G
26	14	2665	A
26	14	2667	C
26	14	2682	U
26	14	2689	U
26	14	2690	C

*Continued on next page...*



*Continued from previous page...*

Mol	Chain	Res	Type
26	14	2702	U
26	14	2703	C
26	14	2707	G
26	14	2712(A)	A
26	14	2713	A
26	14	2714	G
26	14	2726	U
26	14	2729	G
26	14	2733	A
26	14	2744	G
26	14	2747	G
26	14	2748	A
26	14	2750	A
26	14	2751	G
26	14	2752	C
26	14	2757	A
26	14	2758	A
26	14	2762	G
26	14	2764	A
26	14	2765	A
26	14	2766	G
26	14	2769	C
26	14	2778	A
26	14	2779	U
26	14	2789	C
26	14	2790	A
26	14	2791	C
26	14	2792	G
26	14	2793	G
26	14	2795	G
26	14	2797	U
26	14	2799	A
26	14	2801	A
26	14	2808	U
26	14	2810	A
26	14	2818	G
26	14	2820	A
26	14	2821	A
26	14	2833	G
26	14	2834	G
26	14	2835	A
26	14	2839	G

*Continued on next page...*

*Continued from previous page...*

Mol	Chain	Res	Type
26	14	2849	U
26	14	2860	A
26	14	2872	G
26	14	2873	A
26	14	2876	G
26	14	2880	C
26	14	2884	U
26	14	2885	C
26	14	2892	A
26	14	2893	G
26	14	2894	G
26	14	2896	C
26	14	2897	U
26	14	2899	G
26	14	2900	A
26	14	2902	C
27	1J	0	A
27	1J	7	G
27	1J	8	U
27	1J	9	G
27	1J	13	A
27	1J	15	A
27	1J	16	G
27	1J	25	A
27	1J	26	A
27	1J	28	C
27	1J	29	A
27	1J	33	G
27	1J	39	A
27	1J	42	C
27	1J	43	C
27	1J	44	G
27	1J	45	A
27	1J	50	G
27	1J	53	A
27	1J	65	C
27	1J	73	A
27	1J	81	G
27	1J	88	C
27	1J	89	G
27	1J	89(A)	A
27	1J	90	C

*Continued on next page...*

*Continued from previous page...*

Mol	Chain	Res	Type
27	1J	97	G
27	1J	101	A
27	1J	102	G
27	1J	105	G
27	1J	108	C
27	1J	109	G
27	1J	115	G
27	1J	118	G

All (166) RNA pucker outliers are listed below:

Mol	Chain	Res	Type
1	13	5	U
1	13	31	G
1	13	49	U
1	13	50	A
1	13	73	G
1	13	75	C
1	13	115	G
1	13	190	G
1	13	244	U
1	13	266	G
1	13	422	C
1	13	428	G
1	13	429	U
1	13	484	G
1	13	509	A
1	13	560	U
1	13	687	A
1	13	703	G
1	13	748	C
1	13	793	U
1	13	871	U
1	13	913	A
1	13	1054	C
1	13	1064	G
1	13	1065	U
1	13	1129	C
1	13	1256	A
1	13	1285	A
1	13	1301	U
1	13	1336	C

*Continued on next page...*

*Continued from previous page...*

Mol	Chain	Res	Type
1	13	1397	C
1	13	1443	G
1	13	1498	U
1	13	1533	C
22	1K	21	A
22	1K	48	C
22	1K	49	G
22	1K	69	A
23	2K	48	U
24	3K	2	G
24	3K	34	U
24	3K	45	G
25	4K	11	U
25	4K	24	A
26	1H	34	C
26	1H	125	G
26	1H	196	A
26	1H	222	A
26	1H	249	C
26	1H	404	C
26	1H	508	G
26	1H	587	C
26	1H	685	A
26	1H	764	A
26	1H	776	G
26	1H	859	G
26	1H	1022	G
26	1H	1026	U
26	1H	1110	G
26	1H	1178	C
26	1H	1210	A
26	1H	1253	A
26	1H	1275	A
26	1H	1420	U
26	1H	1493	C
26	1H	1508	A
26	1H	1509	C
26	1H	1558	A
26	1H	1608	A
26	1H	1609	A
26	1H	1617	C
26	1H	1730	U

*Continued on next page...*

*Continued from previous page...*

Mol	Chain	Res	Type
26	1H	1762	A
26	1H	1799	G
26	1H	1858	G
26	1H	1900	A
26	1H	1992	G
26	1H	2172	U
26	1H	2210	G
26	1H	2275	C
26	1H	2346	A
26	1H	2422	A
26	1H	2439	A
26	1H	2447	G
26	1H	2481	G
26	1H	2566	A
26	1H	2756	U
1	1G	64	G
1	1G	80	G
1	1G	87	A
1	1G	89	U
1	1G	115	G
1	1G	250	A
1	1G	266	G
1	1G	345	C
1	1G	412	A
1	1G	429	U
1	1G	466	C
1	1G	485	G
1	1G	509	A
1	1G	560	U
1	1G	687	A
1	1G	748	C
1	1G	793	U
1	1G	913	A
1	1G	992	U
1	1G	1053	G
1	1G	1125	U
1	1G	1126	U
1	1G	1145	C
1	1G	1157	A
1	1G	1285	A
1	1G	1298	C
1	1G	1300	G

*Continued on next page...*

*Continued from previous page...*

Mol	Chain	Res	Type
1	1G	1359	C
1	1G	1397	C
1	1G	1442	G
1	1G	1449	C
1	1G	1498	U
1	1G	1533	C
56	1L	6	A
56	1L	69	A
23	2L	1	C
23	2L	33	OMC
24	3L	58	A
25	4L	22	A
25	4L	23	A
26	14	34	C
26	14	49	A
26	14	71	A
26	14	101	G
26	14	128	C
26	14	199	A
26	14	278	A
26	14	470	A
26	14	685	A
26	14	752	A
26	14	998	C
26	14	1022	G
26	14	1325	G
26	14	1379	A
26	14	1420	U
26	14	1494	A
26	14	1497	U
26	14	1558	A
26	14	1608	A
26	14	1609	A
26	14	1762	A
26	14	1819	A
26	14	1992	G
26	14	2062	A
26	14	2212	A
26	14	2275	C
26	14	2402	C
26	14	2406	U
26	14	2425	A

*Continued on next page...*

*Continued from previous page...*

Mol	Chain	Res	Type
26	14	2439	A
26	14	2477	C
26	14	2611	U
26	14	2629	A
26	14	2689	U
26	14	2756	U
26	14	2791	C
26	14	2859	G
27	1J	88	C
27	1J	89	G

## 5.4 Non-standard residues in protein, DNA, RNA chains ⓘ

17 non-standard protein/DNA/RNA residues are modelled in this entry.

In the following table, the Counts columns list the number of bonds (or angles) for which Mogul statistics could be retrieved, the number of bonds (or angles) that are observed in the model and the number of bonds (or angles) that are defined in the chemical component dictionary. The Link column lists molecule types, if any, to which the group is linked. The Z score for a bond length (or angle) is the number of standard deviations the observed value is removed from the expected value. A bond length (or angle) with  $|Z| > 2$  is considered an outlier worth inspection. RMSZ is the root-mean-square of all Z scores of the bond lengths (or angles).

Mol	Type	Chain	Res	Link	Bond lengths			Bond angles		
					Counts	RMSZ	# $ Z  > 2$	Counts	RMSZ	# $ Z  > 2$
22	H2U	1K	17	22	17,21,22	2.23	4 (23%)	23,30,33	2.84	5 (21%)
22	CM0	1K	34	22	15,26,27	3.42	4 (26%)	18,37,40	1.96	2 (11%)
22	6MZ	1K	37	22	17,25,26	2.21	3 (17%)	15,36,39	3.26	3 (20%)
22	5MU	1K	54	22	13,22,23	1.67	2 (15%)	16,32,35	1.74	1 (6%)
22	PSU	1K	55	22	15,21,22	1.17	1 (6%)	16,30,33	2.47	3 (18%)
56	5MU	1L	54	56	13,22,23	1.72	2 (15%)	16,32,35	1.45	1 (6%)
56	PSU	1L	55	56	15,21,22	1.25	1 (6%)	16,30,33	2.42	3 (18%)
23	OMC	2K	33	23	15,22,23	2.17	4 (26%)	20,31,34	2.36	3 (15%)
23	7MG	2K	47	23	20,26,27	3.34	6 (30%)	23,39,42	2.14	7 (30%)
23	5MU	2K	55	57,23	13,22,23	1.70	2 (15%)	16,32,35	1.35	1 (6%)
23	PSU	2K	56	23	15,21,22	1.08	2 (13%)	16,30,33	1.72	3 (18%)
23	4SU	2K	8	23	12,21,22	3.26	2 (16%)	15,30,33	0.80	1 (6%)
23	OMC	2L	33	23	15,22,23	2.29	4 (26%)	20,31,34	1.33	2 (10%)
23	7MG	2L	47	23	20,26,27	3.42	5 (25%)	23,39,42	2.53	7 (30%)
23	5MU	2L	55	23	13,22,23	1.71	2 (15%)	16,32,35	1.59	1 (6%)

Mol	Type	Chain	Res	Link	Bond lengths			Bond angles		
					Counts	RMSZ	# Z  > 2	Counts	RMSZ	# Z  > 2
23	PSU	2L	56	23	15,21,22	1.09	1 (6%)	16,30,33	1.92	3 (18%)
23	4SU	2L	8	23	12,21,22	3.45	2 (16%)	15,30,33	0.68	0

In the following table, the Chirals column lists the number of chiral outliers, the number of chiral centers analysed, the number of these observed in the model and the number defined in the chemical component dictionary. Similar counts are reported in the Torsion and Rings columns. '-' means no outliers of that kind were identified.

Mol	Type	Chain	Res	Link	Chirals	Torsions	Rings
22	H2U	1K	17	22	-	0/7/38/39	0/2/2/2
22	CM0	1K	34	22	-	0/6/30/31	0/2/2/2
22	6MZ	1K	37	22	-	0/5/27/28	0/3/3/3
22	5MU	1K	54	22	-	0/3/25/26	0/2/2/2
22	PSU	1K	55	22	-	0/7/25/26	0/2/2/2
56	5MU	1L	54	56	-	0/3/25/26	0/2/2/2
56	PSU	1L	55	56	-	0/7/25/26	0/2/2/2
23	OMC	2K	33	23	-	0/5/27/28	0/2/2/2
23	7MG	2K	47	23	-	0/7/37/38	0/3/3/3
23	5MU	2K	55	57,23	-	0/3/25/26	0/2/2/2
23	PSU	2K	56	23	-	0/7/25/26	0/2/2/2
23	4SU	2K	8	23	-	0/3/25/26	0/2/2/2
23	OMC	2L	33	23	-	0/5/27/28	0/2/2/2
23	7MG	2L	47	23	-	0/7/37/38	0/3/3/3
23	5MU	2L	55	23	-	0/3/25/26	0/2/2/2
23	PSU	2L	56	23	-	0/7/25/26	0/2/2/2
23	4SU	2L	8	23	-	0/3/25/26	0/2/2/2

All (47) bond length outliers are listed below:

Mol	Chain	Res	Type	Atoms	Z	Observed(Å)	Ideal(Å)
23	2K	47	7MG	C5-C4	-5.90	1.23	1.39
23	2L	47	7MG	C5-C4	-5.04	1.25	1.39
22	1K	17	H2U	C6-N1	-3.70	1.42	1.47
22	1K	37	6MZ	C5-C4	-3.42	1.32	1.40
56	1L	54	5MU	C4-N3	-3.12	1.27	1.33
23	2K	55	5MU	C4-N3	-2.72	1.28	1.33
23	2L	55	5MU	C4-N3	-2.68	1.28	1.33
22	1K	54	5MU	C4-N3	-2.51	1.28	1.33
23	2K	56	PSU	C5-C1'	-2.08	1.50	1.52
22	1K	37	6MZ	C2-N3	2.43	1.36	1.32
23	2K	47	7MG	C2-N1	2.47	1.40	1.35
23	2K	56	PSU	C4-N3	2.75	1.38	1.33

*Continued on next page...*



*Continued from previous page...*

Mol	Chain	Res	Type	Atoms	Z	Observed(Å)	Ideal(Å)
23	2L	33	OMC	C4-N4	3.09	1.43	1.35
23	2K	33	OMC	C4-N4	3.29	1.44	1.35
23	2L	56	PSU	C4-N3	3.46	1.39	1.33
22	1K	55	PSU	C4-N3	3.52	1.39	1.33
23	2L	47	7MG	C2-N2	3.53	1.41	1.34
22	1K	34	CM0	C4-C5	3.55	1.49	1.40
23	2L	33	OMC	C2-N3	3.59	1.45	1.38
23	2K	33	OMC	C2-N3	3.67	1.45	1.38
22	1K	17	H2U	C4-N3	3.85	1.43	1.37
56	1L	55	PSU	C4-N3	3.92	1.40	1.33
22	1K	17	H2U	C2-N3	3.92	1.45	1.38
23	2K	47	7MG	C2-N2	3.97	1.42	1.34
23	2K	47	7MG	C6-C5	4.37	1.47	1.41
23	2L	33	OMC	C5-C4	4.40	1.51	1.41
23	2K	33	OMC	C5-C4	4.41	1.51	1.41
23	2K	47	7MG	C8-N7	4.57	1.64	1.43
23	2L	47	7MG	C8-N7	4.61	1.65	1.43
23	2K	33	OMC	C6-N1	4.80	1.42	1.35
56	1L	54	5MU	C2-N3	4.83	1.48	1.38
22	1K	54	5MU	C2-N3	4.97	1.48	1.38
23	2K	55	5MU	C2-N3	5.06	1.48	1.38
23	2L	55	5MU	C2-N3	5.22	1.49	1.38
22	1K	34	CM0	C2-N3	5.45	1.49	1.38
23	2L	33	OMC	C6-N1	5.51	1.42	1.35
23	2L	47	7MG	C6-C5	5.56	1.49	1.41
22	1K	17	H2U	C2-N1	5.83	1.44	1.35
23	2K	8	4SU	C6-N1	7.16	1.45	1.35
22	1K	37	6MZ	C6-N6	7.45	1.47	1.35
22	1K	34	CM0	C4-N3	7.50	1.46	1.33
23	2L	8	4SU	C6-N1	7.72	1.45	1.35
22	1K	34	CM0	C6-C5	8.17	1.50	1.37
23	2K	8	4SU	C5-C4	8.54	1.49	1.38
23	2L	8	4SU	C5-C4	8.95	1.50	1.38
23	2K	47	7MG	C4-N3	10.89	1.48	1.34
23	2L	47	7MG	C4-N3	11.49	1.49	1.34

All (46) bond angle outliers are listed below:

Mol	Chain	Res	Type	Atoms	Z	Observed(°)	Ideal(°)
22	1K	37	6MZ	N3-C2-N1	-11.45	119.88	128.87
23	2L	47	7MG	C5-C4-N3	-9.06	117.52	126.74
22	1K	17	H2U	C4-N3-C2	-6.99	119.43	125.77

*Continued on next page...*

*Continued from previous page...*

Mol	Chain	Res	Type	Atoms	Z	Observed(°)	Ideal(°)
23	2K	47	7MG	C5-C4-N3	-5.18	121.47	126.74
22	1K	55	PSU	C5-C1'-C2'	-5.07	106.83	115.44
56	1L	55	PSU	C5-C1'-C2'	-4.03	108.59	115.44
23	2K	47	7MG	N1-C2-N3	-3.46	119.85	125.51
23	2L	56	PSU	C5-C6-N1	-3.07	120.10	124.38
23	2K	47	7MG	C4-N9-C1'	-2.83	119.94	126.65
22	1K	17	H2U	O2-C2-N1	-2.82	119.47	123.17
22	1K	37	6MZ	C1'-N9-C4	-2.70	123.79	126.81
23	2L	47	7MG	C5-C6-N1	-2.66	119.43	123.39
23	2L	47	7MG	N1-C2-N3	-2.62	121.22	125.51
23	2K	56	PSU	C5-C6-N1	-2.49	120.92	124.38
23	2K	47	7MG	C5-C6-N1	-2.40	119.82	123.39
23	2K	8	4SU	C5-C4-N3	-2.15	121.28	123.56
23	2K	33	OMC	C5-C4-N3	-2.11	119.12	121.79
23	2L	47	7MG	C2-N3-C4	2.03	120.28	114.50
23	2L	33	OMC	N4-C4-N3	2.07	120.12	116.50
56	1L	55	PSU	O4'-C1'-C2'	2.11	106.97	104.69
23	2K	56	PSU	O4'-C1'-C2'	2.25	107.12	104.69
23	2K	47	7MG	N2-C2-N1	2.55	121.40	117.20
23	2L	56	PSU	O4'-C1'-C2'	2.62	107.52	104.69
23	2L	47	7MG	N2-C2-N3	2.64	121.55	117.20
22	1K	55	PSU	O4'-C1'-C2'	2.74	107.65	104.69
23	2L	47	7MG	C6-N1-C2	2.75	119.11	115.88
23	2K	33	OMC	N4-C4-N3	3.32	122.30	116.50
23	2K	47	7MG	C6-N1-C2	3.44	119.92	115.88
22	1K	17	H2U	C5-C4-N3	3.51	120.32	116.62
22	1K	34	CM0	O5-C5-C4	3.52	119.97	115.20
22	1K	37	6MZ	C2-N1-C6	3.73	119.15	116.47
23	2L	33	OMC	C6-C5-C4	4.44	119.17	117.44
23	2L	47	7MG	C5-C4-N9	4.63	113.73	106.25
23	2K	47	7MG	C5-C4-N9	4.64	113.75	106.25
23	2K	55	5MU	C4-N3-C2	4.84	119.19	115.16
23	2K	56	PSU	C4-N3-C2	5.12	119.43	115.16
56	1L	54	5MU	C4-N3-C2	5.16	119.46	115.16
23	2L	55	5MU	C4-N3-C2	5.62	119.85	115.16
23	2L	56	PSU	C4-N3-C2	5.70	119.91	115.16
22	1K	17	H2U	N3-C2-N1	5.76	121.97	116.64
22	1K	54	5MU	C4-N3-C2	6.35	120.45	115.16
22	1K	34	CM0	C4-N3-C2	7.11	121.09	115.16
22	1K	55	PSU	C4-N3-C2	7.69	121.57	115.16
56	1L	55	PSU	C4-N3-C2	8.02	121.85	115.16
22	1K	17	H2U	C5-C6-N1	8.59	120.18	110.76

*Continued on next page...*

*Continued from previous page...*

Mol	Chain	Res	Type	Atoms	Z	Observed(°)	Ideal(°)
23	2K	33	OMC	C6-C5-C4	9.41	121.12	117.44

There are no chirality outliers.

There are no torsion outliers.

There are no ring outliers.

13 monomers are involved in 22 short contacts:

Mol	Chain	Res	Type	Clashes	Symm-Clashes
22	1K	17	H2U	2	0
22	1K	34	CM0	1	0
22	1K	54	5MU	1	0
22	1K	55	PSU	2	0
56	1L	54	5MU	1	0
23	2K	33	OMC	1	0
23	2K	47	7MG	2	0
23	2K	55	5MU	3	0
23	2K	8	4SU	1	0
23	2L	33	OMC	3	0
23	2L	47	7MG	1	0
23	2L	55	5MU	3	0
23	2L	8	4SU	2	0

## 5.5 Carbohydrates [i](#)

There are no carbohydrates in this entry.

## 5.6 Ligand geometry [i](#)

Of 1355 ligands modelled in this entry, 1348 are monoatomic - leaving 7 for Mogul analysis.

In the following table, the Counts columns list the number of bonds (or angles) for which Mogul statistics could be retrieved, the number of bonds (or angles) that are observed in the model and the number of bonds (or angles) that are defined in the chemical component dictionary. The Link column lists molecule types, if any, to which the group is linked. The Z score for a bond length (or angle) is the number of standard deviations the observed value is removed from the expected value. A bond length (or angle) with  $|Z| > 2$  is considered an outlier worth inspection. RMSZ is the root-mean-square of all Z scores of the bond lengths (or angles).

Mol	Type	Chain	Res	Link	Bond lengths			Bond angles		
					Counts	RMSZ	$\# Z  > 2$	Counts	RMSZ	$\# Z  > 2$
58	SPE	13	1750	1	12,12,12	0.50	0	11,11,11	1.06	1 (9%)

Mol	Type	Chain	Res	Link	Bond lengths			Bond angles		
					Counts	RMSZ	# Z  > 2	Counts	RMSZ	# Z  > 2
58	SPE	14	3447	26	12,12,12	0.59	0	11,11,11	0.83	0
58	SPE	14	3448	-	12,12,12	0.72	0	11,11,11	1.09	1 (9%)
58	SPE	1G	1734	-	12,12,12	0.41	0	11,11,11	0.91	0
58	SPE	1J	208	-	12,12,12	0.41	0	11,11,11	0.87	0
59	SF4	32	301	4	0,12,12	0.00	-	0,24,24	0.00	-
59	SF4	3E	301	4	0,12,12	0.00	-	0,24,24	0.00	-

In the following table, the Chirals column lists the number of chiral outliers, the number of chiral centers analysed, the number of these observed in the model and the number defined in the chemical component dictionary. Similar counts are reported in the Torsion and Rings columns. '-' means no outliers of that kind were identified.

Mol	Type	Chain	Res	Link	Chirals	Torsions	Rings
58	SPE	13	1750	1	-	0/10/10/10	0/0/0/0
58	SPE	14	3447	26	-	0/10/10/10	0/0/0/0
58	SPE	14	3448	-	-	0/10/10/10	0/0/0/0
58	SPE	1G	1734	-	-	0/10/10/10	0/0/0/0
58	SPE	1J	208	-	-	0/10/10/10	0/0/0/0
59	SF4	32	301	4	-	0/0/48/48	0/6/5/5
59	SF4	3E	301	4	-	0/0/48/48	0/6/5/5

There are no bond length outliers.

All (2) bond angle outliers are listed below:

Mol	Chain	Res	Type	Atoms	Z	Observed(°)	Ideal(°)
58	13	1750	SPE	C11-C10-N9	-2.66	105.58	112.04
58	14	3448	SPE	C11-C10-N9	-2.62	105.69	112.04

There are no chirality outliers.

There are no torsion outliers.

There are no ring outliers.

6 monomers are involved in 19 short contacts:

Mol	Chain	Res	Type	Clashes	Symm-Clashes
58	13	1750	SPE	3	0
58	14	3447	SPE	5	0
58	14	3448	SPE	6	0
58	1J	208	SPE	1	0
59	32	301	SF4	1	0
59	3E	301	SF4	3	0

## 5.7 Other polymers [i](#)

There are no such residues in this entry.

## 5.8 Polymer linkage issues [i](#)

The following chains have linkage breaks:

Mol	Chain	Number of breaks
3	22	1
10	1A	1
25	4K	1
2	1E	1

All chain breaks are listed below:

Model	Chain	Residue-1	Atom-1	Residue-2	Atom-2	Distance (Å)
1	1E	78:GLN	C	79:ASP	N	4.14
1	4K	25:A	O3'	26:A	P	3.23
1	22	173:VAL	C	174:PRO	N	1.71
1	1A	38:ILE	C	39:PRO	N	1.62

## 6 Fit of model and data ⓘ

### 6.1 Protein, DNA and RNA chains ⓘ

In the following table, the column labelled ‘#RSRZ> 2’ contains the number (and percentage) of RSRZ outliers, followed by percent RSRZ outliers for the chain as percentile scores relative to all X-ray entries and entries of similar resolution. The OWAB column contains the minimum, median, 95<sup>th</sup> percentile and maximum values of the occupancy-weighted average B-factor per residue. The column labelled ‘Q< 0.9’ lists the number of (and percentage) of residues with an average occupancy less than 0.9.

Mol	Chain	Analysed	<RSRZ>	#RSRZ>2	OWAB(Å <sup>2</sup> )	Q<0.9
1	13	1496/1522 (98%)	-0.39	6 (0%) 93 83	57, 98, 164, 235	0
1	1G	1506/1522 (98%)	-0.44	4 (0%) 94 87	68, 105, 166, 238	0
2	12	207/256 (80%)	1.11	46 (22%) 1 1	121, 148, 168, 185	0
2	1E	235/256 (91%)	0.45	17 (7%) 18 10	108, 135, 160, 171	0
3	22	195/239 (81%)	1.28	48 (24%) 1 1	113, 131, 152, 164	0
3	2E	205/239 (85%)	1.22	47 (22%) 1 1	85, 107, 142, 149	0
4	32	208/209 (99%)	0.84	30 (14%) 3 2	84, 101, 123, 132	0
4	3E	207/209 (99%)	0.55	19 (9%) 11 6	77, 103, 125, 133	0
5	42	149/162 (91%)	0.17	5 (3%) 49 30	91, 111, 128, 149	0
5	4E	149/162 (91%)	0.22	3 (2%) 68 48	79, 98, 118, 135	0
6	52	101/101 (100%)	0.83	10 (9%) 9 5	81, 97, 110, 131	0
6	5E	100/101 (99%)	0.89	12 (12%) 6 3	83, 99, 113, 123	0
7	62	140/156 (89%)	0.88	20 (14%) 4 2	103, 119, 131, 138	0
7	6E	154/156 (98%)	0.98	20 (12%) 5 2	98, 113, 138, 162	0
8	72	137/138 (99%)	-0.18	1 (0%) 89 76	90, 114, 125, 128	0
8	7E	138/138 (100%)	0.05	5 (3%) 46 28	87, 102, 113, 120	0
9	82	121/128 (94%)	0.40	7 (5%) 26 14	101, 144, 160, 164	0
9	8E	126/128 (98%)	0.66	12 (9%) 10 5	84, 133, 153, 157	0
10	1A	80/105 (76%)	0.31	9 (11%) 7 3	111, 138, 152, 156	0
10	1I	95/105 (90%)	2.01	48 (50%) 0 0	80, 127, 155, 159	0
11	2A	113/129 (87%)	1.70	43 (38%) 0 0	78, 103, 117, 120	0
11	2I	111/129 (86%)	0.92	14 (12%) 5 2	70, 99, 115, 125	0
12	3A	122/132 (92%)	0.84	19 (15%) 3 1	74, 91, 116, 132	0
12	3I	122/132 (92%)	0.29	3 (2%) 61 39	65, 76, 103, 112	0

*Continued on next page...*

*Continued from previous page...*

Mol	Chain	Analysed	<RSRZ>	#RSRZ>2	OWAB(Å <sup>2</sup> )	Q<0.9
13	4A	111/126 (88%)	0.34	4 (3%) 46 28	102, 129, 143, 152	0
13	4I	119/126 (94%)	0.30	7 (5%) 26 14	87, 111, 129, 139	0
14	5A	59/61 (96%)	1.73	24 (40%) 0 0	118, 129, 141, 142	0
14	5I	60/61 (98%)	0.42	4 (6%) 21 11	83, 97, 112, 119	0
15	6A	87/89 (97%)	-0.03	0 100 100	79, 100, 115, 117	0
15	6I	87/89 (97%)	0.81	10 (11%) 6 3	75, 94, 109, 116	0
16	7A	84/88 (95%)	0.03	1 (1%) 81 63	85, 98, 119, 145	0
16	7I	83/88 (94%)	0.14	2 (2%) 62 41	91, 107, 132, 147	0
17	8A	99/105 (94%)	0.14	1 (1%) 84 67	89, 100, 117, 120	0
17	8I	100/105 (95%)	0.30	3 (3%) 54 33	81, 98, 108, 115	0
18	9A	67/88 (76%)	0.85	10 (14%) 3 1	87, 101, 125, 129	0
18	9I	68/88 (77%)	0.94	11 (16%) 3 1	85, 100, 125, 128	0
19	AA	62/93 (66%)	0.26	5 (8%) 15 7	118, 142, 155, 158	0
19	AI	82/93 (88%)	0.76	12 (14%) 3 1	95, 110, 128, 136	0
20	BA	99/106 (93%)	0.44	4 (4%) 42 25	85, 104, 128, 140	0
20	BI	97/106 (91%)	0.25	6 (6%) 24 13	103, 117, 139, 145	0
21	1B	22/27 (81%)	0.93	3 (13%) 4 2	110, 116, 124, 134	0
21	1F	23/27 (85%)	0.77	3 (13%) 5 2	90, 98, 106, 108	0
22	1K	67/76 (88%)	0.63	7 (10%) 8 4	80, 167, 196, 203	0
23	2K	72/77 (93%)	-0.20	1 (1%) 78 59	68, 89, 116, 129	0
23	2L	71/77 (92%)	-0.03	0 100 100	78, 100, 132, 145	0
24	3K	70/76 (92%)	0.67	11 (15%) 3 1	71, 198, 222, 224	0
24	3L	71/76 (93%)	0.67	9 (12%) 5 2	78, 191, 215, 218	0
25	4K	21/30 (70%)	0.82	2 (9%) 10 5	69, 129, 212, 213	0
25	4L	19/30 (63%)	0.26	1 (5%) 30 17	85, 144, 210, 210	0
26	14	2810/2917 (96%)	-0.10	30 (1%) 82 65	54, 81, 180, 237	0
26	1H	2841/2917 (97%)	-0.10	27 (0%) 84 67	44, 70, 166, 244	0
27	16	122/122 (100%)	-0.65	1 (0%) 87 73	65, 87, 105, 180	0
27	1J	122/122 (100%)	-0.71	0 100 100	79, 106, 125, 185	0
28	71	133/229 (58%)	2.14	59 (44%) 0 0	137, 194, 219, 229	0
28	79	57/229 (24%)	0.85	12 (21%) 1 1	136, 178, 198, 205	0

*Continued on next page...*

*Continued from previous page...*

Mol	Chain	Analysed	<RSRZ>	#RSRZ>2	OWAB(Å <sup>2</sup> )	Q<0.9
29	11	273/276 (98%)	0.34	4 (1%) 76 57	44, 62, 78, 94	0
29	19	274/276 (99%)	0.84	24 (8%) 12 6	50, 72, 87, 102	0
30	21	202/206 (98%)	0.88	29 (14%) 3 2	49, 82, 115, 123	0
30	29	204/206 (99%)	0.78	27 (13%) 4 2	57, 88, 125, 135	0
31	31	202/210 (96%)	0.75	27 (13%) 4 2	46, 75, 108, 123	0
31	39	204/210 (97%)	0.66	22 (10%) 8 4	57, 95, 139, 164	0
32	41	179/182 (98%)	0.35	7 (3%) 43 25	75, 95, 124, 138	0
32	49	181/182 (99%)	1.05	40 (22%) 1 1	99, 118, 142, 156	0
33	51	174/180 (96%)	0.09	6 (3%) 49 30	76, 99, 116, 128	0
33	59	167/180 (92%)	1.59	57 (34%) 0 0	123, 190, 216, 225	0
34	61	146/148 (98%)	0.75	19 (13%) 5 2	75, 119, 134, 148	0
34	69	145/148 (97%)	0.57	17 (11%) 6 3	80, 115, 138, 144	0
35	15	138/140 (98%)	1.03	24 (17%) 2 1	76, 98, 124, 139	0
35	58	137/140 (97%)	0.56	11 (8%) 15 8	64, 84, 113, 134	0
36	25	122/122 (100%)	0.78	14 (11%) 6 3	68, 81, 97, 107	0
36	68	122/122 (100%)	0.49	1 (0%) 87 73	57, 72, 87, 93	0
37	35	147/150 (98%)	0.89	22 (14%) 3 1	59, 93, 121, 133	0
37	78	147/150 (98%)	0.32	6 (4%) 41 24	46, 77, 98, 106	0
38	45	139/141 (98%)	1.16	29 (20%) 1 1	70, 94, 112, 126	0
38	88	141/141 (100%)	0.46	9 (6%) 23 12	57, 74, 97, 117	0
39	55	118/118 (100%)	0.17	3 (2%) 61 39	61, 77, 92, 109	0
39	98	118/118 (100%)	0.79	13 (11%) 7 4	58, 76, 94, 104	0
40	65	110/112 (98%)	0.61	8 (7%) 18 9	82, 100, 119, 130	0
40	A8	111/112 (99%)	1.02	16 (14%) 3 2	73, 86, 104, 112	0
41	75	133/146 (91%)	0.17	3 (2%) 64 43	76, 88, 117, 142	0
41	B8	136/146 (93%)	0.05	3 (2%) 65 44	66, 83, 121, 152	0
42	85	116/118 (98%)	0.66	9 (7%) 16 8	65, 91, 116, 123	0
42	C8	115/118 (97%)	0.37	5 (4%) 39 23	57, 75, 96, 106	0
43	95	100/101 (99%)	1.24	24 (24%) 1 1	65, 108, 126, 132	0
43	D8	100/101 (99%)	0.91	12 (12%) 6 3	56, 92, 111, 125	0
44	A5	111/113 (98%)	0.62	7 (6%) 23 12	62, 73, 95, 128	0

*Continued on next page...*



Continued from previous page...

Mol	Chain	Analysed	<RSRZ>	#RSRZ>2	OWAB(Å <sup>2</sup> )	Q<0.9
44	E8	110/113 (97%)	0.48	6 (5%) 29 16	57, 69, 90, 101	0
45	B5	94/96 (97%)	0.40	6 (6%) 23 12	66, 80, 103, 111	0
45	F8	95/96 (98%)	0.13	2 (2%) 67 46	50, 66, 91, 99	0
46	C5	104/110 (94%)	1.58	26 (25%) 1 1	84, 110, 143, 150	0
46	G8	103/110 (93%)	0.22	2 (1%) 70 50	74, 91, 118, 125	0
47	D5	133/206 (64%)	1.69	49 (36%) 0 0	93, 123, 150, 159	0
47	H8	170/206 (82%)	2.14	78 (45%) 0 0	77, 112, 191, 198	0
48	E5	76/85 (89%)	0.06	1 (1%) 79 61	58, 82, 94, 108	0
48	I8	77/85 (90%)	-0.16	3 (3%) 43 25	54, 70, 87, 98	0
49	F5	94/98 (95%)	0.67	5 (5%) 30 17	61, 76, 117, 123	0
49	J8	94/98 (95%)	0.54	5 (5%) 30 17	49, 70, 115, 135	0
50	G5	69/72 (95%)	0.65	5 (7%) 18 10	77, 96, 113, 130	0
50	K8	68/72 (94%)	0.07	1 (1%) 76 57	60, 76, 94, 124	0
51	H5	58/60 (96%)	1.36	15 (25%) 1 1	73, 90, 118, 123	0
51	L8	58/60 (96%)	0.09	0 100 100	59, 75, 94, 101	0
52	I5	63/71 (88%)	3.51	48 (76%) 0 0	133, 174, 191, 195	0
52	M8	61/71 (85%)	1.39	16 (26%) 1 1	96, 137, 167, 174	0
53	J5	56/60 (93%)	0.62	6 (10%) 8 4	57, 81, 130, 140	0
53	N8	56/60 (93%)	1.23	10 (17%) 2 1	50, 83, 145, 155	0
54	L5	47/49 (95%)	0.19	1 (2%) 67 46	51, 61, 82, 96	0
54	P8	47/49 (95%)	0.06	1 (2%) 67 46	44, 53, 68, 89	0
55	M5	64/65 (98%)	0.53	2 (3%) 52 33	64, 76, 89, 114	0
55	Q8	64/65 (98%)	0.06	1 (1%) 74 55	52, 64, 78, 91	0
56	1L	67/76 (88%)	1.42	17 (25%) 1 1	98, 180, 207, 210	0
All	All	20742/22044 (94%)	0.31	1522 (7%) 18 9	44, 93, 167, 244	0

All (1522) RSRZ outliers are listed below:

Mol	Chain	Res	Type	RSRZ
26	14	2902	C	15.3
46	C5	59	GLY	14.9
52	I5	52	THR	11.4
43	D8	37	VAL	11.2
26	14	2901	C	11.2

Continued on next page...

*Continued from previous page...*

<b>Mol</b>	<b>Chain</b>	<b>Res</b>	<b>Type</b>	<b>RSRZ</b>
28	71	175	VAL	11.0
53	N8	54	GLY	10.9
47	H8	111	VAL	10.9
53	N8	55	ARG	10.3
47	D5	66	SER	9.7
33	59	96	ALA	9.5
26	14	2795	G	8.7
47	H8	5	LEU	8.6
40	A8	110	LEU	8.6
14	5A	39	LEU	8.6
2	12	62	ALA	8.5
33	59	17	VAL	8.4
29	19	26	LYS	8.4
47	H8	141	VAL	8.4
28	71	58	VAL	8.3
52	I5	31	ILE	8.3
49	J8	94	LEU	8.3
33	59	105	LEU	8.2
53	N8	58	LEU	8.2
46	C5	44	ILE	8.2
14	5A	38	GLY	8.0
12	3A	28	LYS	8.0
26	14	2898	U	8.0
28	71	193	ILE	8.0
37	35	110	TYR	7.8
28	71	228	SER	7.8
52	I5	57	GLU	7.8
26	14	2899	G	7.7
50	G5	45	SER	7.6
26	14	2900	A	7.5
1	13	344	A	7.4
43	D8	45	THR	7.4
47	H8	146	ILE	7.2
46	C5	49	VAL	7.2
56	1L	71	C	7.1
28	71	164	ARG	7.1
28	71	19	ILE	7.0
47	H8	106	GLY	7.0
49	J8	95	LEU	6.9
50	G5	44	LEU	6.9
53	N8	57	VAL	6.9
46	C5	58	GLY	6.9

*Continued on next page...*

*Continued from previous page...*

Mol	Chain	Res	Type	RSRZ
52	I5	40	HIS	6.8
56	1L	1	G	6.8
28	71	176	GLY	6.7
56	1L	76	A	6.7
47	D5	68	PRO	6.6
46	C5	47	LYS	6.6
26	1H	2798	C	6.5
47	H8	144	LEU	6.5
47	H8	149	SER	6.4
56	1L	69	A	6.4
12	3A	61	THR	6.4
12	3A	64	TYR	6.4
30	29	78	LEU	6.4
10	1I	71	LEU	6.3
52	I5	22	ILE	6.3
52	I5	24	THR	6.3
3	22	64	VAL	6.3
52	I5	28	LYS	6.2
56	1L	74	C	6.2
52	I5	29	PRO	6.2
38	45	104	PHE	6.2
46	C5	45	VAL	6.2
33	59	95	ARG	6.2
10	1I	72	VAL	6.1
40	65	109	GLY	6.1
26	1H	1536	A	6.1
10	1A	63	PHE	6.0
30	29	76	ARG	6.0
47	H8	107	THR	5.9
52	M8	55	ARG	5.9
14	5A	34	TYR	5.9
26	14	2802	G	5.9
3	22	146	ALA	5.9
52	I5	56	VAL	5.8
47	D5	58	VAL	5.8
33	59	97	ARG	5.7
52	I5	58	ARG	5.7
22	1K	76	A	5.7
50	K8	43	GLN	5.7
26	14	1509	C	5.6
53	N8	53	ALA	5.6
14	5A	51	GLY	5.6

*Continued on next page...*

*Continued from previous page...*

Mol	Chain	Res	Type	RSRZ
31	39	22	ALA	5.6
3	22	204	LEU	5.6
52	I5	39	CYS	5.6
2	12	39	ILE	5.5
10	1I	38	ILE	5.5
30	29	71	GLY	5.5
47	H8	104	PHE	5.5
47	D5	9	TYR	5.5
4	3E	167	GLY	5.5
30	21	90	THR	5.5
25	4K	13	A	5.5
2	12	224	GLN	5.5
53	J5	55	ARG	5.4
47	D5	50	GLN	5.4
7	6E	81	GLY	5.4
47	H8	110	GLY	5.4
47	H8	1	MET	5.4
28	71	13	LYS	5.4
40	65	60	GLY	5.4
7	6E	78	ARG	5.4
32	49	142	PRO	5.3
26	14	2897	U	5.3
52	I5	54	GLY	5.3
46	C5	60	PHE	5.3
26	1H	2795	G	5.3
43	95	44	LYS	5.3
47	H8	153	SER	5.3
33	59	131	VAL	5.3
6	5E	46	ARG	5.2
28	71	187	ASP	5.2
46	C5	63	LYS	5.2
12	3A	27	LEU	5.2
3	22	177	THR	5.2
47	D5	57	ILE	5.2
1	1G	1032	A	5.2
56	1L	73	A	5.2
10	1I	91	PRO	5.2
52	I5	42	PHE	5.1
3	2E	72	LYS	5.1
38	45	33	GLY	5.1
30	21	89	ASP	5.1
56	1L	3	G	5.1

*Continued on next page...*

*Continued from previous page...*

Mol	Chain	Res	Type	RSRZ
33	59	128	PRO	5.1
38	45	102	VAL	5.1
47	H8	164	ALA	5.1
7	6E	84	ASN	5.1
26	14	2799	A	5.1
26	1H	2799	A	5.0
12	3I	64	TYR	5.0
33	59	100	GLY	5.0
30	21	54	GLN	5.0
33	59	45	VAL	5.0
33	59	99	VAL	5.0
56	1L	75	C	5.0
52	I5	35	VAL	5.0
34	69	78	THR	5.0
52	I5	47	GLN	5.0
31	39	14	PRO	4.9
2	12	223	ILE	4.9
3	22	101	LEU	4.9
35	15	51	PHE	4.9
47	H8	145	GLU	4.9
12	3A	63	GLY	4.9
40	65	108	GLY	4.9
2	12	131	PRO	4.9
47	H8	148	ASP	4.9
10	1I	34	VAL	4.8
14	5A	37	PHE	4.8
47	H8	118	GLN	4.8
32	49	139	LEU	4.8
31	39	20	LEU	4.8
2	1E	10	LEU	4.8
33	59	115	VAL	4.8
47	H8	165	VAL	4.8
6	5E	47	ARG	4.7
43	95	1	MET	4.7
10	1A	34	VAL	4.7
10	1I	74	ILE	4.7
47	H8	147	GLY	4.7
28	71	27	HIS	4.7
40	A8	112	PHE	4.7
26	14	2798	C	4.7
26	14	2896	C	4.7
44	E8	92	ARG	4.7

*Continued on next page...*

*Continued from previous page...*

Mol	Chain	Res	Type	RSRZ
10	1I	8	LEU	4.7
28	71	174	PRO	4.7
52	I5	10	VAL	4.6
26	14	2794	C	4.6
47	H8	109	ALA	4.6
46	C5	53	PRO	4.6
28	71	59	ARG	4.6
2	12	165	VAL	4.6
33	59	94	TYR	4.6
4	32	34	GLU	4.6
27	16	1(M)	A	4.6
47	D5	56	VAL	4.6
52	I5	63	TYR	4.6
11	2A	91	ARG	4.5
47	H8	113	ALA	4.5
30	29	88	GLY	4.5
31	31	6	VAL	4.5
51	H5	2	PRO	4.5
4	3E	163	GLU	4.5
52	M8	53	GLU	4.5
11	2A	50	TYR	4.5
56	1L	70	C	4.5
10	1I	22	LYS	4.5
18	9A	85	LEU	4.5
11	2A	96	ARG	4.5
33	59	111	HIS	4.5
47	D5	69	THR	4.5
11	2A	49	GLY	4.5
10	1I	10	GLY	4.4
5	42	109	ILE	4.4
10	1I	29	ARG	4.4
33	59	90	LYS	4.4
37	35	106	LEU	4.4
28	71	43	VAL	4.4
28	71	173	ALA	4.4
14	5A	53	LEU	4.4
3	2E	167	TRP	4.4
33	59	89	ILE	4.4
28	71	209	LEU	4.4
32	49	182	LYS	4.4
47	H8	70	LEU	4.4
52	I5	43	TYR	4.4

*Continued on next page...*

*Continued from previous page...*

Mol	Chain	Res	Type	RSRZ
11	2A	95	ILE	4.4
2	12	163	PHE	4.4
53	N8	51	TYR	4.4
1	13	1032(A)	G	4.4
38	45	64	ILE	4.4
37	35	138	LEU	4.3
13	4I	6	GLY	4.3
47	H8	156	LYS	4.3
9	8E	94	ALA	4.3
3	2E	193	TYR	4.3
47	D5	3	TYR	4.3
7	6E	82	GLY	4.3
38	45	105	GLU	4.3
3	2E	86	VAL	4.3
32	41	88	ILE	4.3
28	71	64	LEU	4.3
47	H8	155	LEU	4.3
52	I5	32	TYR	4.3
3	2E	79	ARG	4.3
28	71	35	ALA	4.3
52	I5	55	ARG	4.3
47	H8	59	LEU	4.3
29	19	44	ASN	4.3
4	3E	110	PHE	4.3
3	22	53	ALA	4.2
10	1I	19	SER	4.2
4	3E	145	GLU	4.2
28	71	171	ILE	4.2
35	15	138	LEU	4.2
52	I5	27	THR	4.2
3	2E	200	ALA	4.2
10	1I	46	ARG	4.2
33	59	14	GLY	4.2
51	H5	26	LEU	4.2
10	1I	94	VAL	4.2
30	21	91	VAL	4.2
47	D5	8	TYR	4.2
35	15	8	GLN	4.2
33	59	33	LEU	4.2
14	5A	52	GLN	4.2
24	3L	6	A	4.2
52	M8	32	TYR	4.2

*Continued on next page...*

*Continued from previous page...*

Mol	Chain	Res	Type	RSRZ
33	59	155	SER	4.2
2	12	129	GLU	4.1
46	C5	29	GLU	4.1
32	49	155	MET	4.1
53	J5	51	TYR	4.1
3	22	135	LYS	4.1
2	12	154	LEU	4.1
3	2E	87	LEU	4.1
38	88	104	PHE	4.1
35	15	12	ARG	4.1
43	95	6	LYS	4.1
3	22	132	ARG	4.1
28	71	212	VAL	4.1
30	21	88	GLY	4.1
42	85	90	VAL	4.1
2	12	134	GLU	4.1
3	2E	101	LEU	4.1
28	79	54	SER	4.1
30	29	51	PHE	4.1
7	6E	85	TYR	4.0
7	62	42	ILE	4.0
10	1I	97	GLU	4.0
35	15	133	GLN	4.0
47	H8	114	GLY	4.0
32	49	150	ASP	4.0
10	1I	90	LEU	4.0
34	61	141	LYS	4.0
28	71	9	ALA	4.0
34	69	80	PRO	4.0
47	H8	108	PRO	4.0
11	2A	30	VAL	4.0
40	A8	49	VAL	4.0
31	39	27	GLU	4.0
32	49	177	GLY	4.0
24	3K	45	G	4.0
30	29	77	ILE	4.0
9	8E	102	LEU	4.0
26	14	229	A	3.9
3	22	198	VAL	3.9
51	H5	3	ARG	3.9
34	61	123	LEU	3.9
30	29	69	LYS	3.9

*Continued on next page...*



*Continued from previous page...*

Mol	Chain	Res	Type	RSRZ
47	H8	134	PRO	3.9
52	I5	44	THR	3.9
2	12	133	LYS	3.9
7	62	86	GLN	3.9
11	2A	83	ILE	3.9
28	71	12	GLU	3.9
33	59	25	LYS	3.9
37	35	71	VAL	3.9
28	71	11	LEU	3.9
33	59	106	THR	3.9
35	15	136	GLU	3.9
38	45	34	LEU	3.9
3	22	102	ASN	3.9
14	5A	25	VAL	3.9
4	3E	111	ALA	3.9
3	22	158	GLY	3.9
7	62	27	ILE	3.9
43	95	3	ALA	3.9
43	95	40	LEU	3.8
28	71	199	HIS	3.8
11	2A	84	VAL	3.8
12	3A	62	SER	3.8
39	98	33	ARG	3.8
43	D8	38	LEU	3.8
38	45	65	PHE	3.8
33	59	168	PRO	3.8
46	C5	50	ARG	3.8
52	M8	58	ARG	3.8
15	6I	60	VAL	3.8
3	2E	201	TYR	3.8
34	6I	140	LEU	3.8
47	D5	67	LEU	3.8
52	I5	23	GLU	3.8
28	71	65	PRO	3.8
52	I5	41	PRO	3.8
4	32	149	ALA	3.8
33	59	124	GLU	3.8
38	45	60	ARG	3.8
52	M8	56	VAL	3.8
52	I5	25	TYR	3.8
31	39	16	GLY	3.8
35	15	9	VAL	3.8

*Continued on next page...*

*Continued from previous page...*

Mol	Chain	Res	Type	RSRZ
28	71	32	LEU	3.8
47	D5	51	ALA	3.8
37	35	125	VAL	3.8
26	1H	2790	A	3.7
43	95	12	TYR	3.7
53	N8	52	TYR	3.7
2	12	202	PRO	3.7
47	H8	159	PRO	3.7
18	9A	84	LYS	3.7
32	49	34	LEU	3.7
7	6E	79	ARG	3.7
22	1K	71	C	3.7
32	49	138	GLN	3.7
47	H8	133	ILE	3.7
14	5A	41	ARG	3.7
47	D5	27	VAL	3.7
30	29	181	LEU	3.7
2	1E	96	ARG	3.7
38	45	63	LYS	3.7
2	1E	188	ALA	3.7
47	H8	167	PRO	3.7
31	31	9	ILE	3.7
31	31	196	LEU	3.7
14	5A	49	HIS	3.7
3	22	60	ALA	3.7
11	2A	35	PRO	3.7
30	29	73	GLU	3.7
7	6E	5	ARG	3.7
28	71	33	ALA	3.7
33	51	85	LYS	3.7
30	21	4	ILE	3.7
47	H8	166	SER	3.7
52	I5	9	LEU	3.7
3	22	143	GLU	3.7
11	2I	107	SER	3.7
33	59	113	VAL	3.7
43	95	39	LEU	3.7
32	49	179	PRO	3.6
21	1B	2	GLY	3.6
26	1H	2803	C	3.6
31	39	26	ALA	3.6
10	1I	37	PRO	3.6

*Continued on next page...*

*Continued from previous page...*

Mol	Chain	Res	Type	RSRZ
45	B5	92	LEU	3.6
1	1G	1032(A)	G	3.6
40	65	58	LEU	3.6
30	29	56	PRO	3.6
18	9I	28	GLU	3.6
10	1A	47	PHE	3.6
33	59	39	PRO	3.6
47	H8	127	LYS	3.6
18	9I	42	ARG	3.6
28	71	69	GLY	3.6
32	49	62	LEU	3.6
52	I5	51	ASP	3.6
46	C5	46	LYS	3.6
11	2A	109	VAL	3.6
4	32	35	ARG	3.6
26	14	1535	U	3.5
37	35	1	MET	3.5
43	95	15	GLU	3.5
24	3K	65	C	3.5
35	15	10	GLU	3.5
3	22	42	LEU	3.5
47	H8	96	VAL	3.5
53	N8	56	LYS	3.5
24	3L	12	U	3.5
2	12	102	LEU	3.5
47	D5	5	LEU	3.5
11	2I	82	VAL	3.5
6	5E	57	GLN	3.5
52	M8	59	PHE	3.5
52	M8	54	GLY	3.5
6	52	35	ALA	3.5
7	62	16	LEU	3.5
40	A8	58	LEU	3.5
47	D5	125	LEU	3.5
3	2E	103	VAL	3.5
26	14	2801	A	3.5
30	29	1	MET	3.5
46	C5	5	MET	3.5
28	79	10	LEU	3.5
3	2E	80	GLY	3.5
47	D5	28	MET	3.5
52	M8	25	TYR	3.5

*Continued on next page...*

*Continued from previous page...*

Mol	Chain	Res	Type	RSRZ
47	H8	102	LEU	3.5
11	2A	82	VAL	3.5
51	H5	58	VAL	3.5
31	39	10	PRO	3.5
2	12	128	GLU	3.5
10	1I	24	VAL	3.5
11	2A	21	ILE	3.5
35	15	115	ARG	3.5
47	D5	128	VAL	3.5
11	2A	16	SER	3.5
12	3A	32	PHE	3.5
47	D5	59	LEU	3.5
28	71	203	GLY	3.4
7	6E	22	LEU	3.4
11	2A	75	TYR	3.4
18	9I	78	LEU	3.4
10	1I	96	ILE	3.4
11	2A	108	ILE	3.4
20	BA	55	ILE	3.4
36	25	53	LYS	3.4
47	H8	162	GLU	3.4
47	D5	163	LEU	3.4
10	1I	75	ILE	3.4
21	1B	13	ILE	3.4
2	12	92	TYR	3.4
2	12	164	VAL	3.4
43	95	4	ILE	3.4
40	A8	48	LEU	3.4
31	39	11	VAL	3.4
32	49	39	ILE	3.4
33	59	132	ARG	3.4
52	I5	30	GLU	3.4
52	I5	11	PRO	3.4
47	H8	98	MET	3.4
6	5E	62	TRP	3.4
3	22	136	GLN	3.4
33	59	101	ARG	3.4
46	C5	61	ILE	3.4
4	32	154	ASN	3.4
53	J5	52	TYR	3.4
26	1H	2793	G	3.4
7	6E	16	LEU	3.4

*Continued on next page...*

*Continued from previous page...*

Mol	Chain	Res	Type	RSRZ
30	21	49	LEU	3.4
33	59	46	GLU	3.4
47	D5	61	LEU	3.4
28	71	181	PRO	3.4
38	45	103	MET	3.4
33	59	152	ARG	3.3
38	45	6	ARG	3.3
14	5A	47	LEU	3.3
33	59	29	PRO	3.3
30	29	67	PHE	3.3
56	1L	72	C	3.3
33	59	85	LYS	3.3
18	9A	26	LEU	3.3
33	59	103	LEU	3.3
34	61	72	LEU	3.3
34	61	77	LEU	3.3
26	14	1536	A	3.3
19	AI	49	ILE	3.3
30	21	198	VAL	3.3
47	D5	71	VAL	3.3
51	H5	6	VAL	3.3
28	71	63	SER	3.3
12	3A	59	ARG	3.3
4	3E	166	LYS	3.3
29	19	147	LEU	3.3
38	45	66	ILE	3.3
3	2E	85	ARG	3.3
14	5A	44	LEU	3.3
26	1H	163	U	3.3
4	3E	168	ARG	3.3
7	62	61	VAL	3.3
38	45	32	TYR	3.3
52	I5	46	GLN	3.3
15	6I	64	ARG	3.3
30	21	3	GLY	3.3
40	A8	59	LYS	3.3
32	49	141	PHE	3.3
28	71	31	GLU	3.3
7	62	5	ARG	3.3
48	E5	8	GLY	3.3
10	1I	35	SER	3.3
47	D5	55	HIS	3.3

*Continued on next page...*

*Continued from previous page...*

Mol	Chain	Res	Type	RSRZ
47	D5	4	ARG	3.3
28	71	57	ASN	3.3
31	31	206	ILE	3.3
52	I5	21	VAL	3.3
31	31	203	GLN	3.3
3	2E	91	LEU	3.3
3	22	144	SER	3.3
32	49	108	ASN	3.3
37	35	126	VAL	3.3
31	31	199	TRP	3.3
39	98	102	GLU	3.2
4	3E	169	LYS	3.2
35	15	1	MET	3.2
7	6E	56	GLN	3.2
2	12	72	GLY	3.2
6	5E	58	GLY	3.2
1	1G	1029	G	3.2
26	1H	2797	U	3.2
47	H8	99	TYR	3.2
52	M8	22	ILE	3.2
19	AI	78	ARG	3.2
26	14	2146	C	3.2
11	2A	31	THR	3.2
12	3A	65	GLU	3.2
42	85	91	ASP	3.2
32	41	80	PHE	3.2
18	9I	29	PHE	3.2
15	6I	87	ILE	3.2
47	D5	65	GLN	3.2
4	3E	21	LEU	3.2
11	2A	54	ARG	3.2
3	2E	76	VAL	3.2
3	2E	184	TYR	3.2
36	25	48	PRO	3.2
42	C8	82	GLY	3.2
40	65	112	PHE	3.2
42	C8	80	ILE	3.2
46	C5	4	LYS	3.2
33	59	76	VAL	3.2
11	2A	92	GLU	3.2
35	15	13	TRP	3.2
2	1E	14	GLY	3.2

*Continued on next page...*

*Continued from previous page...*

Mol	Chain	Res	Type	RSRZ
10	1I	70	ARG	3.2
17	8I	36	ILE	3.2
33	59	107	VAL	3.2
31	31	123	LEU	3.2
47	H8	154	ASP	3.2
6	5E	60	PHE	3.2
26	1H	654(Q)	C	3.2
28	71	192	PHE	3.2
33	59	32	GLU	3.2
3	22	76	VAL	3.2
28	71	41	VAL	3.2
47	H8	131	ARG	3.2
11	2A	70	LYS	3.2
31	31	8	GLN	3.2
47	H8	66	SER	3.2
7	62	73	MET	3.2
11	2I	98	LEU	3.2
31	31	20	LEU	3.2
31	39	114	VAL	3.1
45	B5	68	ARG	3.1
39	55	101	ALA	3.1
4	32	120	LEU	3.1
35	58	15	LEU	3.1
30	21	32	PRO	3.1
47	D5	62	PRO	3.1
52	I5	34	GLU	3.1
2	12	201	ILE	3.1
50	G5	63	VAL	3.1
51	H5	25	ALA	3.1
3	22	94	LEU	3.1
3	22	184	TYR	3.1
35	58	12	ARG	3.1
55	M5	34	TRP	3.1
28	71	224	ILE	3.1
34	69	144	VAL	3.1
4	3E	162	LEU	3.1
14	5A	50	LYS	3.1
11	2A	90	GLY	3.1
52	I5	45	GLY	3.1
14	5I	39	LEU	3.1
31	39	12	LEU	3.1
11	2A	42	TRP	3.1

*Continued on next page...*

*Continued from previous page...*

Mol	Chain	Res	Type	RSRZ
42	85	99	ALA	3.1
28	71	36	LYS	3.1
17	8I	98	LEU	3.1
19	AI	30	LEU	3.1
44	A5	38	TYR	3.1
30	21	14	ILE	3.1
43	95	5	VAL	3.1
47	H8	76	LEU	3.1
46	C5	43	ASN	3.1
2	12	34	ALA	3.1
30	29	75	VAL	3.1
11	2A	25	TYR	3.1
3	22	93	LYS	3.1
4	3E	96	LEU	3.1
26	1H	2476	A	3.1
32	49	90	LEU	3.1
3	22	8	ILE	3.1
4	32	126	ILE	3.1
6	5E	63	TYR	3.1
38	45	59	ARG	3.1
10	1I	23	ILE	3.1
47	H8	38	TYR	3.1
26	14	654(D)	G	3.1
32	49	149	VAL	3.0
33	59	19	VAL	3.0
26	14	877	U	3.0
51	H5	28	LEU	3.0
4	3E	181	MET	3.0
34	61	109	ILE	3.0
47	H8	115	GLY	3.0
35	15	46	VAL	3.0
38	45	106	VAL	3.0
3	22	65	ALA	3.0
3	22	145	GLY	3.0
3	22	124	ILE	3.0
3	22	100	ALA	3.0
52	I5	36	CYS	3.0
30	21	51	PHE	3.0
47	H8	150	LEU	3.0
8	7E	1	MET	3.0
47	H8	7	ALA	3.0
47	H8	51	ALA	3.0

*Continued on next page...*



*Continued from previous page...*

Mol	Chain	Res	Type	RSRZ
43	95	18	LEU	3.0
3	2E	139	GLN	3.0
38	88	106	VAL	3.0
34	69	11	ASN	3.0
2	12	187	LEU	3.0
10	1I	7	LYS	3.0
30	21	40	GLU	3.0
32	49	102	PHE	3.0
52	I5	19	GLY	3.0
35	15	41	ASP	3.0
40	A8	68	GLN	3.0
33	59	49	VAL	3.0
2	12	121	LEU	3.0
24	3K	71	C	3.0
46	C5	92	ASN	3.0
34	69	140	LEU	3.0
10	1I	36	GLY	3.0
30	21	199	ARG	3.0
35	15	37	LYS	3.0
22	1K	50	G	3.0
47	H8	138	GLU	3.0
7	6E	155	ARG	3.0
32	49	146	TYR	3.0
53	J5	53	ALA	3.0
2	12	105	PHE	3.0
47	H8	117	LEU	3.0
52	I5	18	CYS	3.0
1	13	1536	C	3.0
2	12	146	GLN	3.0
32	49	140	ILE	3.0
6	5E	9	VAL	3.0
32	49	113	ARG	2.9
34	61	116	LEU	2.9
28	71	179	SER	2.9
31	31	193	VAL	2.9
47	H8	126	VAL	2.9
52	I5	50	VAL	2.9
7	6E	83	ALA	2.9
34	61	146	ALA	2.9
47	D5	95	PRO	2.9
4	3E	180	GLY	2.9
10	1I	93	GLY	2.9

*Continued on next page...*

*Continued from previous page...*

Mol	Chain	Res	Type	RSRZ
33	59	83	TYR	2.9
2	12	37	ASN	2.9
3	22	134	ILE	2.9
24	3K	6	A	2.9
33	59	114	VAL	2.9
19	AA	47	HIS	2.9
31	39	181	LEU	2.9
32	41	139	LEU	2.9
47	D5	159	PRO	2.9
4	32	68	TYR	2.9
8	7E	109	ILE	2.9
52	M8	31	ILE	2.9
18	9A	76	LEU	2.9
4	3E	24	GLU	2.9
24	3L	34	U	2.9
31	39	6	VAL	2.9
47	H8	58	VAL	2.9
34	61	130	TYR	2.9
3	2E	83	ARG	2.9
6	52	88	VAL	2.9
2	12	88	ALA	2.9
13	4A	66	LEU	2.9
33	59	108	GLY	2.9
10	1I	79	ARG	2.9
22	1K	73	A	2.9
56	1L	2	G	2.9
35	58	16	ILE	2.9
9	8E	46	ALA	2.9
20	BI	95	ALA	2.9
29	19	177	LEU	2.9
46	C5	84	ARG	2.9
19	AI	62	ILE	2.9
7	62	139	GLU	2.9
9	82	115	GLY	2.9
38	88	61	GLY	2.9
38	45	61	GLY	2.9
39	98	118	GLU	2.9
10	1A	59	SER	2.9
30	21	5	LEU	2.9
35	15	116	LEU	2.9
47	D5	70	LEU	2.9
11	2I	42	TRP	2.9

*Continued on next page...*

*Continued from previous page...*

Mol	Chain	Res	Type	RSRZ
13	4I	7	VAL	2.9
31	31	17	ARG	2.9
43	95	42	GLY	2.9
24	3L	5	G	2.9
2	1E	76	GLN	2.8
2	12	33	TYR	2.8
3	22	128	PHE	2.8
41	B8	2	ASN	2.8
47	H8	105	VAL	2.8
24	3L	37	A	2.8
43	95	16	PRO	2.8
11	2A	48	ILE	2.8
45	B5	69	TYR	2.8
9	8E	8	GLY	2.8
19	AI	41	VAL	2.8
47	D5	52	SER	2.8
3	22	67	THR	2.8
19	AI	48	THR	2.8
52	I5	7	PRO	2.8
33	59	151	ILE	2.8
44	A5	6	ILE	2.8
33	59	161	GLY	2.8
3	2E	99	VAL	2.8
2	12	157	ARG	2.8
28	71	21	THR	2.8
11	2A	17	GLY	2.8
38	45	68	ILE	2.8
3	2E	66	VAL	2.8
46	C5	42	VAL	2.8
29	19	191	ALA	2.8
37	78	1	MET	2.8
2	12	144	ARG	2.8
36	25	42	SER	2.8
35	58	130	HIS	2.8
2	12	158	LEU	2.8
12	3A	19	ARG	2.8
41	75	35	LYS	2.8
9	82	54	ASP	2.8
10	1I	45	ARG	2.8
47	D5	162	GLU	2.8
54	L5	1	MET	2.8
3	22	7	PRO	2.8

*Continued on next page...*

*Continued from previous page...*

Mol	Chain	Res	Type	RSRZ
32	41	23	PHE	2.8
4	32	176	LEU	2.8
36	25	57	VAL	2.8
40	A8	108	GLY	2.8
28	71	182	PRO	2.8
51	H5	30	ARG	2.8
10	1A	62	HIS	2.8
31	31	156	LEU	2.8
40	65	51	ALA	2.8
4	32	183	GLY	2.7
11	2I	49	GLY	2.7
3	22	54	ARG	2.7
33	51	86	GLU	2.7
47	H8	103	ARG	2.7
10	1I	77	PRO	2.7
46	C5	56	PRO	2.7
47	H8	168	GLU	2.7
56	1L	57	G	2.7
4	3E	170	VAL	2.7
51	H5	59	VAL	2.7
14	5I	10	ALA	2.7
4	32	108	LEU	2.7
43	95	20	LEU	2.7
47	H8	157	LEU	2.7
47	D5	126	VAL	2.7
3	22	15	THR	2.7
28	71	34	THR	2.7
36	25	87	ILE	2.7
29	11	29	PRO	2.7
32	49	5	VAL	2.7
32	49	159	VAL	2.7
47	D5	161	VAL	2.7
11	2A	68	ALA	2.7
28	71	177	LYS	2.7
35	15	134	ARG	2.7
2	12	190	THR	2.7
48	I8	8	GLY	2.7
52	M8	52	THR	2.7
4	32	5	ILE	2.7
14	5A	36	PHE	2.7
26	1H	2132	U	2.7
32	49	157	ILE	2.7

*Continued on next page...*

*Continued from previous page...*

Mol	Chain	Res	Type	RSRZ
4	32	196	LEU	2.7
6	5E	91	VAL	2.7
19	AI	71	LEU	2.7
41	75	106	SER	2.7
39	98	32	GLY	2.7
43	D8	1	MET	2.7
4	32	110	PHE	2.7
31	31	133	ASN	2.7
33	59	148	ILE	2.7
4	32	17	VAL	2.7
9	82	102	LEU	2.7
12	3A	60	LEU	2.7
52	M8	34	GLU	2.7
3	2E	131	ARG	2.7
32	49	83	ARG	2.7
35	58	135	PRO	2.7
20	BI	87	LYS	2.7
2	12	90	MET	2.7
30	29	176	ILE	2.7
38	45	5	ARG	2.7
3	2E	102	ASN	2.7
26	1H	654(R)	C	2.7
32	49	92	VAL	2.7
34	61	107	VAL	2.7
34	69	77	LEU	2.7
36	25	43	VAL	2.7
36	25	58	VAL	2.7
4	32	181	MET	2.7
7	62	41	ARG	2.7
52	I5	59	PHE	2.7
20	BI	41	ILE	2.7
29	19	182	LEU	2.7
30	29	49	LEU	2.7
37	35	92	GLU	2.7
7	62	88	PRO	2.7
28	71	200	LYS	2.7
47	D5	96	VAL	2.7
46	C5	80	GLY	2.7
3	2E	60	ALA	2.7
11	2I	68	ALA	2.7
17	8I	101	ARG	2.7
52	I5	49	PHE	2.6

*Continued on next page...*

*Continued from previous page...*

Mol	Chain	Res	Type	RSRZ
4	32	186	LEU	2.6
6	52	39	LYS	2.6
2	12	43	ASP	2.6
28	71	196	LEU	2.6
34	69	21	VAL	2.6
2	1E	123	ALA	2.6
14	5A	42	ILE	2.6
26	14	1534	G	2.6
28	71	202	GLU	2.6
56	1L	67	U	2.6
26	14	654	A	2.6
47	H8	161	VAL	2.6
29	19	27	THR	2.6
3	22	179	ARG	2.6
14	5A	30	ALA	2.6
31	39	146	ALA	2.6
32	49	151	ALA	2.6
4	32	169	LYS	2.6
47	D5	88	PHE	2.6
49	F5	60	PHE	2.6
30	29	66	HIS	2.6
55	M5	21	LYS	2.6
2	12	150	SER	2.6
46	C5	52	SER	2.6
31	39	8	GLN	2.6
53	J5	54	GLY	2.6
31	31	26	ALA	2.6
51	H5	5	LYS	2.6
52	I5	8	LYS	2.6
17	8A	71	PHE	2.6
26	1H	277	C	2.6
37	35	98	GLU	2.6
11	2A	98	LEU	2.6
33	59	87	LEU	2.6
36	25	17	ARG	2.6
3	22	138	VAL	2.6
35	15	52	VAL	2.6
11	2A	51	LYS	2.6
37	35	144	GLU	2.6
11	2A	32	ILE	2.6
28	79	19	ILE	2.6
47	D5	137	ILE	2.6

*Continued on next page...*

*Continued from previous page...*

Mol	Chain	Res	Type	RSRZ
6	52	36	ARG	2.6
3	22	52	LEU	2.6
10	1A	65	LEU	2.6
3	22	147	LYS	2.6
33	59	24	VAL	2.6
38	45	62	GLY	2.6
31	31	21	ALA	2.6
40	A8	72	ALA	2.6
49	F5	57	GLU	2.6
14	5A	26	ARG	2.6
10	1I	33	GLN	2.6
28	71	189	ILE	2.6
34	69	139	GLN	2.6
2	12	197	VAL	2.6
35	58	46	VAL	2.6
49	F5	62	VAL	2.6
19	AI	76	PRO	2.6
19	AA	53	ASN	2.6
46	C5	86	ARG	2.6
47	H8	170	THR	2.6
1	1G	1031	G	2.6
34	61	139	GLN	2.6
3	22	6	HIS	2.6
3	22	43	LEU	2.6
47	H8	67	LEU	2.6
3	2E	166	GLU	2.6
8	7E	95	VAL	2.6
10	1I	95	GLU	2.6
32	49	109	VAL	2.6
33	59	125	VAL	2.6
32	49	178	PHE	2.6
47	H8	68	PRO	2.6
53	J5	56	LYS	2.6
11	2I	21	ILE	2.6
35	58	133	GLN	2.6
47	H8	57	ILE	2.6
6	52	89	MET	2.6
30	21	1	MET	2.6
37	78	118	GLY	2.6
47	H8	100	VAL	2.6
40	A8	105	ALA	2.6
29	19	36	PRO	2.6

*Continued on next page...*

*Continued from previous page...*

Mol	Chain	Res	Type	RSRZ
4	32	158	ILE	2.5
10	1I	92	THR	2.5
36	25	9	GLU	2.5
24	3L	35	A	2.5
24	3K	16	C	2.5
37	35	95	VAL	2.5
51	H5	35	ARG	2.5
11	2I	25	TYR	2.5
21	1B	14	TRP	2.5
3	2E	134	ILE	2.5
30	29	81	ILE	2.5
11	2A	66	LEU	2.5
13	4I	96	LEU	2.5
44	E8	86	LEU	2.5
56	1L	58	A	2.5
52	I5	38	LYS	2.5
3	2E	43	LEU	2.5
28	79	53	ARG	2.5
43	D8	5	VAL	2.5
43	D8	46	VAL	2.5
3	2E	128	PHE	2.5
23	2K	1	C	2.5
10	1I	30	SER	2.5
26	1H	2126	A	2.5
7	62	22	LEU	2.5
9	82	79	LEU	2.5
30	21	183	LEU	2.5
26	14	2797	U	2.5
35	15	98	VAL	2.5
42	85	72	HIS	2.5
43	95	92	THR	2.5
38	88	62	GLY	2.5
30	29	4	ILE	2.5
26	1H	654(N)	G	2.5
47	H8	139	VAL	2.5
33	59	153	LYS	2.5
53	N8	40	LYS	2.5
32	49	137	GLU	2.5
34	69	83	ALA	2.5
47	D5	38	TYR	2.5
16	7I	4	ILE	2.5
29	19	124	PRO	2.5

*Continued on next page...*



*Continued from previous page...*

Mol	Chain	Res	Type	RSRZ
28	71	165	ASN	2.5
37	35	123	LEU	2.5
3	2E	138	VAL	2.5
34	61	131	LYS	2.5
47	H8	6	LYS	2.5
38	88	65	PHE	2.5
31	31	128	ALA	2.5
37	35	134	ALA	2.5
9	8E	30	GLY	2.5
31	31	16	GLY	2.5
31	39	123	LEU	2.5
36	68	53	LYS	2.5
47	H8	163	LEU	2.5
14	5I	25	VAL	2.5
30	29	91	VAL	2.5
38	88	1	MET	2.5
42	C8	86	ALA	2.5
30	29	52	LEU	2.5
32	49	107	LEU	2.5
3	2E	11	ARG	2.5
3	2E	153	VAL	2.5
7	6E	8	GLU	2.5
20	BI	80	ARG	2.5
47	H8	112	ARG	2.5
28	71	38	ASP	2.5
11	2A	86	GLY	2.5
42	85	71	GLN	2.5
4	32	21	LEU	2.5
19	AA	71	LEU	2.5
31	31	24	LEU	2.5
34	69	138	ILE	2.5
26	1H	2158	A	2.4
28	71	170	ALA	2.4
29	19	40	THR	2.4
14	5A	46	GLU	2.4
29	19	155	LEU	2.4
33	51	170	ARG	2.4
39	98	113	LEU	2.4
47	D5	91	LEU	2.4
28	71	54	SER	2.4
11	2I	80	VAL	2.4
38	45	92	GLY	2.4

*Continued on next page...*

*Continued from previous page...*

Mol	Chain	Res	Type	RSRZ
42	C8	101	ARG	2.4
11	2A	20	TYR	2.4
47	H8	52	SER	2.4
7	6E	20	ASP	2.4
22	1K	68	C	2.4
3	22	169	ALA	2.4
36	25	19	ILE	2.4
9	8E	44	VAL	2.4
19	AI	74	PHE	2.4
30	21	72	VAL	2.4
38	45	109	VAL	2.4
16	7A	84	ALA	2.4
2	1E	61	LEU	2.4
5	4E	71	LEU	2.4
28	71	68	LEU	2.4
32	41	135	LEU	2.4
30	29	24	THR	2.4
47	H8	3	TYR	2.4
29	19	135	PHE	2.4
55	Q8	34	TRP	2.4
10	1I	73	ASP	2.4
12	3A	33	ARG	2.4
28	79	203	GLY	2.4
10	1I	64	GLU	2.4
20	BA	9	ASN	2.4
50	G5	2	LYS	2.4
4	3E	108	LEU	2.4
6	5E	98	LEU	2.4
24	3K	5	G	2.4
30	21	182	LEU	2.4
30	21	195	LEU	2.4
31	31	124	LEU	2.4
34	61	75	LEU	2.4
8	7E	102	ARG	2.4
9	82	53	VAL	2.4
35	15	11	PRO	2.4
40	A8	87	PHE	2.4
42	C8	106	PHE	2.4
30	21	73	GLU	2.4
12	3A	68	ALA	2.4
2	1E	42	ILE	2.4
15	6I	85	LEU	2.4

*Continued on next page...*

*Continued from previous page...*

Mol	Chain	Res	Type	RSRZ
18	9I	76	LEU	2.4
32	49	175	LEU	2.4
34	61	79	ILE	2.4
43	95	35	LEU	2.4
38	45	57	HIS	2.4
12	3I	33	ARG	2.4
26	1H	654(D)	G	2.4
45	B5	60	ARG	2.4
11	2A	14	VAL	2.4
43	95	43	GLU	2.4
22	1K	66	A	2.4
9	8E	15	ALA	2.4
2	12	196	LEU	2.4
18	9A	50	ILE	2.4
19	AA	62	ILE	2.4
24	3L	11	C	2.4
24	3L	62	C	2.4
3	2E	59	ARG	2.4
32	49	136	ARG	2.4
40	65	57	LYS	2.4
44	A5	92	ARG	2.4
18	9A	43	PHE	2.4
47	H8	136	PHE	2.4
52	M8	49	PHE	2.4
3	2E	151	VAL	2.4
30	21	47	VAL	2.4
33	51	26	VAL	2.4
34	61	126	TYR	2.4
35	58	55	VAL	2.4
43	95	14	VAL	2.4
47	H8	8	TYR	2.4
11	2A	36	ASP	2.4
26	14	2833	G	2.4
41	B8	1	MET	2.4
3	2E	63	ASN	2.4
2	1E	80	ILE	2.4
2	12	32	ILE	2.4
3	2E	77	ILE	2.4
3	22	140	ARG	2.4
18	9A	42	ARG	2.4
33	59	171	LEU	2.4
47	H8	137	ILE	2.4

*Continued on next page...*

*Continued from previous page...*

Mol	Chain	Res	Type	RSRZ
4	32	16	GLY	2.3
9	8E	17	VAL	2.3
13	4A	17	VAL	2.3
1	13	346	G	2.3
30	21	31	CYS	2.3
4	32	111	ALA	2.3
31	39	199	TRP	2.3
52	I5	48	ARG	2.3
3	2E	182	ILE	2.3
29	19	37	LEU	2.3
29	19	271	ILE	2.3
19	AI	60	VAL	2.3
14	5A	58	LYS	2.3
33	59	8	PRO	2.3
40	A8	93	LYS	2.3
7	6E	149	ARG	2.3
30	29	195	LEU	2.3
43	95	94	LEU	2.3
51	H5	34	GLU	2.3
7	62	87	VAL	2.3
24	3K	70	C	2.3
7	6E	72	ARG	2.3
15	6I	88	ARG	2.3
28	79	51	PRO	2.3
31	31	23	ASP	2.3
38	45	93	TYR	2.3
11	2A	19	ALA	2.3
3	22	182	ILE	2.3
34	69	86	THR	2.3
39	55	29	LEU	2.3
40	A8	109	GLY	2.3
43	95	41	GLY	2.3
3	22	103	VAL	2.3
1	13	1030	C	2.3
4	32	122	ARG	2.3
21	1F	15	ARG	2.3
2	12	125	PRO	2.3
32	49	112	PRO	2.3
40	A8	37	ALA	2.3
47	H8	2	GLU	2.3
12	3A	84	LEU	2.3
13	4I	56	LEU	2.3

*Continued on next page...*

*Continued from previous page...*

Mol	Chain	Res	Type	RSRZ
18	9I	44	LEU	2.3
28	79	47	LEU	2.3
29	11	111	LEU	2.3
33	59	122	THR	2.3
48	I8	9	SER	2.3
3	2E	126	ARG	2.3
35	15	14	VAL	2.3
26	1H	654(O)	G	2.3
2	1E	187	LEU	2.3
18	9I	23	LYS	2.3
28	71	191	ALA	2.3
34	69	35	LEU	2.3
45	B5	79	ALA	2.3
3	2E	78	GLY	2.3
14	5A	35	ARG	2.3
21	1F	2	GLY	2.3
29	19	183	ARG	2.3
29	19	117	VAL	2.3
51	H5	47	VAL	2.3
26	1H	2801	A	2.3
56	1L	56	C	2.3
7	6E	38	LEU	2.3
42	85	74	LEU	2.3
14	5I	51	GLY	2.3
31	39	131	GLY	2.3
32	41	178	PHE	2.3
47	H8	69	THR	2.3
52	M8	20	ASN	2.3
19	AA	58	VAL	2.3
6	5E	61	LEU	2.3
10	1I	65	LEU	2.3
10	1A	46	ARG	2.3
26	14	2803	C	2.3
28	71	52	ARG	2.3
28	71	218	MET	2.3
32	49	152	LEU	2.3
43	95	71	LEU	2.3
45	F8	92	LEU	2.3
6	52	52	ILE	2.3
49	F5	28	GLY	2.3
42	85	114	LYS	2.3
30	21	93	VAL	2.3

*Continued on next page...*

*Continued from previous page...*

Mol	Chain	Res	Type	RSRZ
4	32	37	PRO	2.3
18	9I	32	ARG	2.3
47	H8	140	ASP	2.3
33	51	83	TYR	2.3
4	3E	182	LYS	2.3
29	19	146	GLU	2.3
33	59	18	GLU	2.3
6	52	6	VAL	2.2
28	79	165	ASN	2.2
39	98	48	VAL	2.2
47	H8	25	PRO	2.2
16	7I	32	TYR	2.2
39	98	34	ILE	2.2
12	3A	55	VAL	2.2
13	4I	102	ARG	2.2
28	71	214	VAL	2.2
31	39	163	VAL	2.2
34	61	74	ASN	2.2
11	2I	16	SER	2.2
47	H8	93	ASP	2.2
47	D5	6	LYS	2.2
47	D5	46	LYS	2.2
5	42	151	LEU	2.2
9	8E	47	LEU	2.2
38	45	140	ALA	2.2
47	D5	83	PRO	2.2
2	12	122	PHE	2.2
32	49	117	PHE	2.2
6	52	59	TYR	2.2
10	1I	9	ARG	2.2
31	31	119	ARG	2.2
11	2A	110	ASP	2.2
11	2I	65	ALA	2.2
26	1H	2131	G	2.2
35	15	125	GLY	2.2
20	BA	41	ILE	2.2
28	79	170	ALA	2.2
30	21	28	ALA	2.2
42	85	67	ALA	2.2
44	E8	93	ALA	2.2
8	7E	58	TYR	2.2
35	58	72	TYR	2.2

*Continued on next page...*

*Continued from previous page...*

Mol	Chain	Res	Type	RSRZ
26	14	2477	C	2.2
26	14	1177	A	2.2
34	69	134	PRO	2.2
35	15	57	ALA	2.2
39	98	116	LEU	2.2
44	E8	29	LEU	2.2
44	A5	36	LEU	2.2
47	D5	12	GLY	2.2
11	2I	29	ILE	2.2
47	D5	54	HIS	2.2
49	F5	64	ALA	2.2
26	1H	654(P)	G	2.2
28	79	56	GLN	2.2
2	1E	148	TYR	2.2
10	1A	49	VAL	2.2
24	3K	36	C	2.2
10	1I	89	ASP	2.2
31	31	27	GLU	2.2
32	49	94	LEU	2.2
43	D8	40	LEU	2.2
3	22	187	ALA	2.2
5	4E	95	ALA	2.2
37	35	103	ALA	2.2
37	35	127	ALA	2.2
52	I5	26	SER	2.2
29	19	78	LYS	2.2
38	88	66	ILE	2.2
52	I5	14	ILE	2.2
21	1F	14	TRP	2.2
31	39	126	VAL	2.2
43	D8	58	VAL	2.2
34	69	85	GLU	2.2
56	1L	65	C	2.2
18	9A	44	LEU	2.2
28	71	163	PHE	2.2
29	19	150	LYS	2.2
34	69	9	LEU	2.2
35	58	134	ARG	2.2
37	78	121	LYS	2.2
37	35	111	ARG	2.2
39	55	70	LEU	2.2
4	32	152	SER	2.2

*Continued on next page...*

*Continued from previous page...*

Mol	Chain	Res	Type	RSRZ
32	49	80	PHE	2.2
34	61	111	PRO	2.2
43	D8	92	THR	2.2
52	M8	5	ILE	2.2
10	1I	21	GLN	2.2
30	21	7	VAL	2.2
30	29	33	VAL	2.2
5	4E	74	GLY	2.2
28	71	28	LEU	2.2
46	G8	92	ASN	2.2
52	M8	51	ASP	2.2
3	22	149	ALA	2.2
11	2A	89	ALA	2.2
38	45	107	ALA	2.2
43	95	99	ILE	2.2
46	C5	38	ILE	2.2
2	12	183	PRO	2.2
33	59	112	PRO	2.2
38	45	113	GLN	2.2
18	9A	46	GLU	2.2
34	61	144	VAL	2.2
38	88	32	TYR	2.2
38	88	130	LYS	2.2
40	65	85	VAL	2.2
9	8E	51	ARG	2.2
15	6I	38	ARG	2.2
3	2E	94	LEU	2.2
3	2E	65	ALA	2.2
7	62	26	PHE	2.2
29	19	111	LEU	2.2
36	25	11	ALA	2.2
2	12	135	GLN	2.2
2	12	113	HIS	2.2
3	22	19	GLU	2.2
13	4A	102	ARG	2.2
18	9A	83	GLU	2.2
7	6E	80	VAL	2.2
20	BI	83	ARG	2.2
3	22	155	GLY	2.1
11	2A	59	TYR	2.2
33	59	37	VAL	2.2
33	59	144	VAL	2.2

*Continued on next page...*



*Continued from previous page...*

Mol	Chain	Res	Type	RSRZ
44	A5	17	VAL	2.2
9	8E	91	ASP	2.1
32	49	135	LEU	2.1
11	2I	48	ILE	2.1
26	1H	2802	G	2.1
3	2E	142	MET	2.1
33	59	160	LYS	2.1
34	69	1	MET	2.1
43	D8	97	LYS	2.1
7	62	143	ARG	2.1
10	1I	68	HIS	2.1
32	49	85	GLY	2.1
36	25	40	VAL	2.1
4	3E	138	TYR	2.1
39	98	87	TYR	2.1
26	14	6	A	2.1
2	1E	152	PHE	2.1
2	12	51	LEU	2.1
4	32	19	LEU	2.1
7	6E	12	LEU	2.1
10	1I	88	LEU	2.1
43	D8	39	LEU	2.1
44	A5	65	LEU	2.1
6	52	101	ALA	2.1
6	5E	42	GLU	2.1
7	62	6	ARG	2.1
10	1I	69	ASN	2.1
15	6I	3	ILE	2.1
43	D8	3	ALA	2.1
20	BA	86	ARG	2.1
34	69	67	ARG	2.1
30	29	53	PRO	2.1
47	D5	101	PRO	2.1
24	3K	3	G	2.1
25	4L	9	G	2.1
2	1E	165	VAL	2.1
37	35	142	GLY	2.1
46	C5	39	VAL	2.1
9	8E	5	TYR	2.1
2	12	215	LEU	2.1
12	3I	28	LYS	2.1
19	AI	15	LEU	2.1

*Continued on next page...*

*Continued from previous page...*

Mol	Chain	Res	Type	RSRZ
26	14	2062	A	2.1
28	71	37	PHE	2.1
31	31	125	LEU	2.1
31	31	181	LEU	2.1
37	78	91	PHE	2.1
39	98	89	ASP	2.1
3	2E	169	ALA	2.1
10	1I	98	ILE	2.1
11	2I	60	ALA	2.1
30	29	87	GLU	2.1
44	A5	103	ILE	2.1
4	32	29	PRO	2.1
35	58	11	PRO	2.1
4	32	69	GLY	2.1
33	51	133	VAL	2.1
24	3K	1	G	2.1
26	14	2153	G	2.1
43	95	45	THR	2.1
33	59	88	LEU	2.1
38	45	31	ASP	2.1
46	C5	89	PHE	2.1
52	I5	62	ARG	2.1
26	1H	5	A	2.1
29	19	156	ALA	2.1
49	J8	58	ILE	2.1
11	2A	102	GLY	2.1
14	5A	54	PRO	2.1
14	5A	55	GLY	2.1
19	AI	42	PRO	2.1
35	15	44	PRO	2.1
3	22	20	SER	2.1
52	I5	33	VAL	2.1
18	9I	79	LEU	2.1
37	78	102	ARG	2.1
28	79	202	GLU	2.1
37	35	94	GLU	2.1
38	45	69	PHE	2.1
2	1E	68	ILE	2.1
2	12	225	ALA	2.1
4	3E	164	ALA	2.1
24	3L	7	U	2.1
32	41	39	ILE	2.1

*Continued on next page...*

*Continued from previous page...*

Mol	Chain	Res	Type	RSRZ
40	A8	82	ILE	2.1
47	H8	53	ILE	2.1
3	2E	81	GLY	2.1
26	1H	654	A	2.1
37	35	2	LYS	2.1
53	N8	49	CYS	2.1
56	1L	13	C	2.1
3	2E	21	ARG	2.1
15	6I	68	ARG	2.1
18	9I	54	ARG	2.1
7	62	124	LEU	2.1
45	B5	18	TYR	2.1
31	39	128	ALA	2.1
47	H8	160	GLY	2.1
40	A8	85	VAL	2.1
6	52	43	LEU	2.1
7	62	104	LEU	2.1
10	1I	11	PHE	2.1
10	1I	47	PHE	2.1
18	9I	43	PHE	2.1
47	H8	88	PHE	2.1
7	6E	86	GLN	2.1
2	1E	208	ILE	2.1
28	7I	23	ASP	2.1
3	2E	168	ALA	2.1
7	62	117	ALA	2.1
50	G5	41	ILE	2.1
52	I5	15	ILE	2.1
11	2A	76	GLY	2.1
14	5A	23	ARG	2.1
15	6I	72	ARG	2.1
30	2I	102	VAL	2.1
30	29	74	PRO	2.1
47	H8	128	VAL	2.1
49	J8	53	VAL	2.1
3	2E	135	LYS	2.1
5	42	45	PHE	2.1
8	72	119	LEU	2.1
10	1I	85	LEU	2.1
26	1H	2062	A	2.1
30	2I	27	LEU	2.1
31	3I	148	LEU	2.1

*Continued on next page...*

*Continued from previous page...*

Mol	Chain	Res	Type	RSRZ
37	35	112	LEU	2.1
46	G8	89	PHE	2.1
3	2E	189	ALA	2.1
3	22	200	ALA	2.1
34	61	138	ILE	2.1
44	E8	96	ILE	2.1
15	6I	79	ARG	2.1
51	H5	29	ARG	2.1
3	22	63	ASN	2.1
5	42	100	VAL	2.1
38	45	112	GLU	2.1
1	13	1032	A	2.0
9	82	87	GLN	2.0
29	11	112	GLN	2.0
30	21	52	LEU	2.0
42	85	106	PHE	2.1
25	4K	26	A	2.0
43	95	11	GLN	2.0
36	25	56	ASP	2.0
10	1I	26	ALA	2.0
45	F8	89	ILE	2.0
47	D5	7	ALA	2.0
3	2E	90	GLU	2.0
37	35	107	LYS	2.0
11	2A	80	VAL	2.0
35	15	48	MET	2.0
2	1E	149	LEU	2.0
2	1E	163	PHE	2.0
5	42	31	LEU	2.0
20	BI	43	LEU	2.0
44	E8	69	LEU	2.0
47	D5	32	HIS	2.0
12	3A	100	ILE	2.0
14	5A	29	ARG	2.0
31	39	28	ILE	2.0
32	49	46	ALA	2.0
36	25	22	ILE	2.0
3	2E	82	GLU	2.0
7	62	85	TYR	2.0
7	62	130	GLY	2.0
11	2A	71	LYS	2.0
12	3A	126	LYS	2.0

*Continued on next page...*

*Continued from previous page...*

Mol	Chain	Res	Type	RSRZ
13	4A	73	GLU	2.0
24	3K	34	U	2.0
39	98	101	ALA	2.0
37	35	124	LYS	2.0
2	12	48	MET	2.0
30	29	34	VAL	2.0
31	31	11	VAL	2.0
33	59	169	VAL	2.0
54	P8	1	MET	2.0
9	82	19	LEU	2.0
41	75	6	LEU	2.0
47	D5	24	LEU	2.0
29	11	274	ARG	2.0
29	19	262	ARG	2.0
51	H5	44	ARG	2.0
2	12	216	SER	2.0
29	19	270	ILE	2.0
4	32	106	TYR	2.0
12	3A	69	TYR	2.0
13	4I	87	TYR	2.0
26	1H	654(A)	A	2.0
10	1I	86	MET	2.0
31	31	194	MET	2.0
41	B8	34	VAL	2.0
32	49	133	LEU	2.0
47	D5	134	PRO	2.0
12	3A	21	LYS	2.0
10	1I	25	GLU	2.0
11	2A	40	ILE	2.0
13	4I	4	ILE	2.0
28	71	197	GLU	2.0
33	59	93	GLY	2.0
47	D5	11	GLU	2.0
47	D5	63	ASP	2.0
49	J8	90	ILE	2.0
28	79	9	ALA	2.0
48	I8	26	TYR	2.0
22	1K	69	A	2.0
31	39	191	ARG	2.0
37	78	71	VAL	2.0
39	98	86	ARG	2.0
39	98	114	VAL	2.0

*Continued on next page...*

*Continued from previous page...*

Mol	Chain	Res	Type	RSRZ
4	32	185	PHE	2.0
10	1A	54	PHE	2.0
4	32	162	LEU	2.0
29	19	261	LYS	2.0
11	2A	27	ASN	2.0

## 6.2 Non-standard residues in protein, DNA, RNA chains [i](#)

In the following table, the Atoms column lists the number of modelled atoms in the group and the number defined in the chemical component dictionary. LLDF column lists the quality of electron density of the group with respect to its neighbouring residues in protein, DNA or RNA chains. The B-factors column lists the minimum, median, 95<sup>th</sup> percentile and maximum values of B factors of atoms in the group. The column labelled 'Q< 0.9' lists the number of atoms with occupancy less than 0.9.

Mol	Type	Chain	Res	Atoms	RSCC	RSR	LLDF	B-factors(Å <sup>2</sup> )	Q<0.9
23	7MG	2L	47	24/25	0.84	0.16	-	92,112,117,118	0
23	7MG	2K	47	24/25	0.94	0.12	-	90,98,109,111	0
23	5MU	2L	55	21/22	0.95	0.09	-	111,115,122,127	0
23	OMC	2L	33	21/22	0.90	0.18	-	83,94,97,100	0
23	4SU	2K	8	20/21	0.95	0.14	-	84,88,92,94	0
23	PSU	2K	56	20/21	0.92	0.11	-	93,98,106,114	0
22	5MU	1K	54	21/22	0.92	0.19	-	100,106,117,129	0
22	H2U	1K	17	20/21	0.81	0.12	-	119,145,154,154	0
22	PSU	1K	55	20/21	0.84	0.25	-	102,116,131,132	0
56	PSU	1L	55	20/21	0.73	0.29	-	118,133,146,147	0
22	6MZ	1K	37	23/24	0.97	0.13	-	61,79,86,90	0
23	PSU	2L	56	20/21	0.92	0.10	-	105,114,120,120	0
56	5MU	1L	54	21/22	0.91	0.22	-	117,124,131,143	0
23	OMC	2K	33	21/22	0.96	0.17	-	72,79,82,89	0
23	4SU	2L	8	20/21	0.93	0.15	-	104,106,109,112	0
22	CM0	1K	34	25/26	0.95	0.13	-	72,89,106,107	0
23	5MU	2K	55	21/22	0.95	0.12	-	99,102,106,113	0

## 6.3 Carbohydrates [i](#)

There are no carbohydrates in this entry.

## 6.4 Ligands ⓘ

In the following table, the Atoms column lists the number of modelled atoms in the group and the number defined in the chemical component dictionary. LLDF column lists the quality of electron density of the group with respect to its neighbouring residues in protein, DNA or RNA chains. The B-factors column lists the minimum, median, 95<sup>th</sup> percentile and maximum values of B factors of atoms in the group. The column labelled 'Q< 0.9' lists the number of atoms with occupancy less than 0.9.

Mol	Type	Chain	Res	Atoms	RSCC	RSR	LLDF	B-factors(Å <sup>2</sup> )	Q<0.9
57	MG	1H	3187	1/1	0.75	1.23	85.41	81,81,81,81	0
57	MG	1H	3038	1/1	0.83	0.61	83.25	65,65,65,65	0
57	MG	1H	3094	1/1	0.88	0.51	43.63	68,68,68,68	0
57	MG	13	1672	1/1	0.54	0.80	41.98	91,91,91,91	0
57	MG	1H	3042	1/1	0.87	0.41	39.77	67,67,67,67	0
57	MG	1H	3026	1/1	0.92	0.40	38.12	52,52,52,52	0
57	MG	1H	3036	1/1	0.72	0.76	37.80	70,70,70,70	0
57	MG	14	3060	1/1	0.96	0.56	36.13	56,56,56,56	0
57	MG	13	1640	1/1	0.97	0.48	35.55	77,77,77,77	0
57	MG	14	3148	1/1	0.73	0.37	34.46	63,63,63,63	0
57	MG	1H	3016	1/1	0.92	0.39	34.45	47,47,47,47	0
57	MG	1H	3102	1/1	0.86	0.60	29.67	66,66,66,66	0
57	MG	14	3031	1/1	0.59	0.45	29.09	86,86,86,86	0
57	MG	14	3184	1/1	0.89	0.62	28.63	65,65,65,65	0
57	MG	14	3087	1/1	0.71	0.55	28.37	58,58,58,58	0
57	MG	1G	1615	1/1	0.92	0.39	28.10	91,91,91,91	0
57	MG	14	3149	1/1	0.83	0.68	27.10	71,71,71,71	0
57	MG	1H	3097	1/1	0.89	0.49	26.99	83,83,83,83	0
57	MG	1H	3070	1/1	0.87	0.41	26.68	56,56,56,56	0
57	MG	14	3109	1/1	0.98	0.53	25.67	74,74,74,74	0
57	MG	1G	1622	1/1	0.91	0.36	25.49	85,85,85,85	0
57	MG	13	1632	1/1	0.86	0.39	25.19	90,90,90,90	0
57	MG	1H	3145	1/1	0.86	0.63	24.97	62,62,62,62	0
57	MG	14	3033	1/1	0.94	0.67	24.94	75,75,75,75	0
57	MG	1H	3257	1/1	0.93	0.36	24.94	51,51,51,51	0
57	MG	1H	3086	1/1	0.72	0.40	24.68	66,66,66,66	0
57	MG	1H	3073	1/1	0.92	0.58	23.96	59,59,59,59	0
57	MG	1H	3056	1/1	0.87	0.43	22.24	73,73,73,73	0
57	MG	13	1625	1/1	0.75	0.32	21.35	93,93,93,93	0
57	MG	14	3124	1/1	0.95	0.36	21.03	82,82,82,82	0
57	MG	13	1628	1/1	0.97	0.39	20.96	79,79,79,79	0
57	MG	1H	3217	1/1	0.60	0.42	20.66	80,80,80,80	0
57	MG	1G	1660	1/1	0.92	0.38	20.63	72,72,72,72	0
57	MG	1H	3176	1/1	0.90	0.35	20.60	62,62,62,62	0

*Continued on next page...*

*Continued from previous page...*

Mol	Type	Chain	Res	Atoms	RSCC	RSR	LLDF	B-factors( $\text{\AA}^2$ )	Q<0.9
57	MG	1H	3124	1/1	0.86	0.52	20.52	73,73,73,73	0
57	MG	14	3089	1/1	0.96	0.44	20.00	79,79,79,79	0
57	MG	1H	3109	1/1	0.91	0.34	18.94	79,79,79,79	0
57	MG	13	1620	1/1	0.87	0.29	18.75	57,57,57,57	0
57	MG	14	3085	1/1	0.83	0.48	18.71	81,81,81,81	0
57	MG	13	1629	1/1	0.94	0.34	18.68	56,56,56,56	0
57	MG	14	3137	1/1	0.77	0.43	18.59	68,68,68,68	0
57	MG	1H	3152	1/1	0.91	0.31	18.54	51,51,51,51	0
57	MG	14	3110	1/1	0.75	0.52	18.30	72,72,72,72	0
57	MG	1G	1607	1/1	0.87	0.27	18.29	92,92,92,92	0
57	MG	1H	3058	1/1	0.77	0.43	17.95	77,77,77,77	0
57	MG	1G	1614	1/1	0.97	0.29	17.13	82,82,82,82	0
57	MG	13	1681	1/1	0.76	0.29	17.10	86,86,86,86	0
57	MG	1H	3179	1/1	0.77	0.41	17.02	67,67,67,67	0
57	MG	14	3014	1/1	0.95	0.33	16.92	62,62,62,62	0
57	MG	1H	3014	1/1	0.98	0.39	16.70	43,43,43,43	0
57	MG	1H	3104	1/1	0.65	0.29	16.69	88,88,88,88	0
57	MG	1H	3085	1/1	0.79	0.43	16.44	75,75,75,75	0
57	MG	1G	1635	1/1	0.92	0.26	16.36	102,102,102,102	0
57	MG	14	3170	1/1	0.95	0.34	16.34	87,87,87,87	0
57	MG	13	1634	1/1	0.94	0.31	16.08	78,78,78,78	0
57	MG	1H	3040	1/1	0.96	0.33	15.74	36,36,36,36	0
57	MG	2L	101	1/1	0.96	0.54	15.44	77,77,77,77	0
57	MG	1H	3199	1/1	0.71	0.42	15.26	78,78,78,78	0
57	MG	1H	3095	1/1	0.60	0.34	15.24	69,69,69,69	0
57	MG	14	3104	1/1	0.83	0.19	15.21	84,84,84,84	0
57	MG	1H	3055	1/1	0.96	0.26	15.11	60,60,60,60	0
57	MG	J8	101	1/1	0.89	0.62	14.39	79,79,79,79	0
57	MG	1H	3222	1/1	0.72	0.40	14.39	64,64,64,64	0
57	MG	14	3123	1/1	0.92	0.39	13.89	60,60,60,60	0
57	MG	1H	3283	1/1	0.97	0.35	13.72	146,146,146,146	0
57	MG	1G	1661	1/1	0.90	0.28	13.55	75,75,75,75	0
57	MG	1H	3196	1/1	0.95	0.18	13.41	56,56,56,56	0
57	MG	1H	3071	1/1	0.96	0.41	13.37	57,57,57,57	0
57	MG	13	1652	1/1	0.92	0.22	13.22	68,68,68,68	0
57	MG	14	3091	1/1	0.94	0.42	13.14	66,66,66,66	0
57	MG	14	3070	1/1	0.96	0.33	13.11	82,82,82,82	0
57	MG	14	3127	1/1	0.91	0.36	12.99	62,62,62,62	0
57	MG	14	3129	1/1	0.87	0.48	12.92	75,75,75,75	0
57	MG	14	3100	1/1	0.95	0.31	12.52	61,61,61,61	0
57	MG	14	3113	1/1	0.89	0.31	12.36	57,57,57,57	0

*Continued on next page...*



*Continued from previous page...*

Mol	Type	Chain	Res	Atoms	RSCC	RSR	LLDF	B-factors(Å <sup>2</sup> )	Q<0.9
57	MG	13	1671	1/1	0.90	0.24	12.32	100,100,100,100	0
57	MG	14	3167	1/1	0.89	0.29	12.12	76,76,76,76	0
57	MG	1H	3059	1/1	0.92	0.42	12.09	72,72,72,72	0
57	MG	1H	3256	1/1	0.95	0.29	11.60	67,67,67,67	0
57	MG	1H	3194	1/1	0.90	0.27	11.47	71,71,71,71	0
57	MG	14	3039	1/1	0.89	0.41	11.30	65,65,65,65	0
57	MG	1H	3113	1/1	0.86	0.26	11.29	64,64,64,64	0
57	MG	1H	3050	1/1	0.97	0.30	11.04	54,54,54,54	0
57	MG	13	1609	1/1	0.90	0.25	10.93	71,71,71,71	0
57	MG	13	1627	1/1	0.96	0.24	10.85	85,85,85,85	0
57	MG	14	3078	1/1	0.86	0.36	10.61	64,64,64,64	0
57	MG	14	3086	1/1	0.64	0.26	10.53	64,64,64,64	0
57	MG	1H	3231	1/1	0.86	0.22	10.34	67,67,67,67	0
57	MG	14	3425	1/1	0.53	0.38	10.20	92,92,92,92	0
57	MG	14	3023	1/1	0.97	0.42	10.15	82,82,82,82	0
57	MG	14	3215	1/1	0.83	0.40	10.02	76,76,76,76	0
57	MG	13	1670	1/1	0.85	0.31	9.85	92,92,92,92	0
57	MG	14	3046	1/1	0.92	0.42	9.74	76,76,76,76	0
57	MG	1H	3060	1/1	0.96	0.33	9.53	51,51,51,51	0
57	MG	14	3061	1/1	0.98	0.66	9.50	56,56,56,56	0
57	MG	1H	3033	1/1	0.90	0.23	9.31	73,73,73,73	0
57	MG	29	301	1/1	0.94	0.54	9.27	69,69,69,69	0
57	MG	13	1655	1/1	0.93	0.26	9.19	64,64,64,64	0
58	SPE	14	3447	13/13	0.87	0.36	8.97	70,76,79,79	0
57	MG	1H	3002	1/1	0.92	0.40	8.94	82,82,82,82	0
57	MG	14	3114	1/1	0.99	0.43	8.89	63,63,63,63	0
57	MG	14	3225	1/1	0.86	0.31	8.87	87,87,87,87	0
57	MG	1G	1610	1/1	0.90	0.25	8.75	69,69,69,69	0
57	MG	1H	3378	1/1	0.81	0.24	8.71	75,75,75,75	0
57	MG	1H	3096	1/1	0.93	0.31	8.67	53,53,53,53	0
57	MG	14	3213	1/1	0.84	0.42	8.63	85,85,85,85	0
57	MG	13	1606	1/1	0.91	0.33	8.56	77,77,77,77	0
57	MG	1H	3035	1/1	0.97	0.33	8.46	80,80,80,80	0
57	MG	14	3027	1/1	0.82	0.25	8.30	76,76,76,76	0
57	MG	13	1649	1/1	0.90	0.23	8.05	72,72,72,72	0
57	MG	1H	3284	1/1	0.86	0.34	7.97	71,71,71,71	0
57	MG	1H	3141	1/1	0.90	0.31	7.96	66,66,66,66	0
57	MG	13	1607	1/1	0.97	0.26	7.53	80,80,80,80	0
58	SPE	14	3448	13/13	0.82	0.28	7.31	68,79,87,89	0
57	MG	1H	3183	1/1	0.82	0.26	7.29	73,73,73,73	0
57	MG	14	3079	1/1	0.98	0.34	7.26	61,61,61,61	0

*Continued on next page...*

*Continued from previous page...*

Mol	Type	Chain	Res	Atoms	RSCC	RSR	LLDF	B-factors( $\text{\AA}^2$ )	Q<0.9
57	MG	1G	1627	1/1	0.97	0.21	7.23	77,77,77,77	0
57	MG	1H	3062	1/1	0.87	0.26	7.18	40,40,40,40	0
57	MG	1H	3170	1/1	0.93	0.27	7.15	79,79,79,79	0
57	MG	14	3126	1/1	0.87	0.22	7.10	75,75,75,75	0
57	MG	13	1685	1/1	0.71	0.20	6.81	72,72,72,72	0
57	MG	13	1614	1/1	0.79	0.28	6.76	88,88,88,88	0
57	MG	1H	3088	1/1	0.81	0.23	6.74	61,61,61,61	0
57	MG	1H	3249	1/1	0.88	0.30	6.70	68,68,68,68	0
57	MG	1H	3119	1/1	0.90	0.21	6.66	62,62,62,62	0
57	MG	16	201	1/1	0.91	0.17	6.59	83,83,83,83	0
57	MG	1H	3046	1/1	0.96	0.24	6.58	49,49,49,49	0
57	MG	1H	3340	1/1	0.82	0.31	6.51	70,70,70,70	0
57	MG	1H	3110	1/1	0.96	0.26	6.44	65,65,65,65	0
57	MG	19	301	1/1	0.93	0.40	6.27	57,57,57,57	0
57	MG	14	3133	1/1	0.82	0.30	6.21	58,58,58,58	0
57	MG	14	3058	1/1	0.95	0.27	6.17	83,83,83,83	0
57	MG	14	3016	1/1	0.91	0.35	6.13	63,63,63,63	0
57	MG	1H	3305	1/1	0.96	0.23	6.13	71,71,71,71	0
57	MG	14	3121	1/1	0.95	0.29	6.11	55,55,55,55	0
57	MG	14	3036	1/1	0.96	0.26	6.05	47,47,47,47	0
57	MG	14	3222	1/1	0.81	0.29	6.01	73,73,73,73	0
57	MG	1G	1662	1/1	0.87	0.19	5.98	99,99,99,99	0
57	MG	13	1676	1/1	0.97	0.18	5.90	104,104,104,104	0
57	MG	14	3146	1/1	0.92	0.30	5.87	51,51,51,51	0
57	MG	14	3393	1/1	0.74	0.24	5.77	103,103,103,103	0
57	MG	1H	3156	1/1	0.93	0.27	5.66	66,66,66,66	0
57	MG	14	3219	1/1	0.72	0.20	5.66	77,77,77,77	0
57	MG	1H	3025	1/1	0.91	0.25	5.46	48,48,48,48	0
57	MG	1H	3125	1/1	0.76	0.22	5.32	63,63,63,63	0
57	MG	14	3135	1/1	0.98	0.21	5.19	69,69,69,69	0
57	MG	1G	1655	1/1	0.86	0.25	5.07	77,77,77,77	0
57	MG	1H	3281	1/1	0.84	0.21	4.98	67,67,67,67	0
57	MG	2K	101	1/1	0.90	0.31	4.95	63,63,63,63	0
57	MG	1H	3270	1/1	0.81	0.35	4.86	61,61,61,61	0
57	MG	14	3055	1/1	0.95	0.30	4.85	50,50,50,50	0
58	SPE	13	1750	13/13	0.85	0.24	4.83	60,77,82,87	0
58	SPE	1J	208	13/13	0.80	0.22	4.82	94,98,105,105	0
57	MG	14	3116	1/1	0.83	0.28	4.81	66,66,66,66	0
57	MG	13	1665	1/1	0.86	0.19	4.72	69,69,69,69	0
57	MG	1H	3402	1/1	0.89	0.20	4.61	63,63,63,63	0
57	MG	1G	1666	1/1	0.96	0.20	4.61	78,78,78,78	0

*Continued on next page...*

*Continued from previous page...*

Mol	Type	Chain	Res	Atoms	RSCC	RSR	LLDF	B-factors( $\text{\AA}^2$ )	Q<0.9
57	MG	1H	3165	1/1	0.80	0.20	4.57	59,59,59,59	0
57	MG	1H	3443	1/1	0.88	0.22	4.49	69,69,69,69	0
57	MG	1H	3029	1/1	0.96	0.21	4.38	63,63,63,63	0
57	MG	29	302	1/1	0.77	0.27	4.35	75,75,75,75	0
57	MG	13	1683	1/1	0.73	0.25	4.13	68,68,68,68	0
57	MG	13	1633	1/1	0.89	0.21	4.12	87,87,87,87	0
57	MG	13	1612	1/1	0.96	0.21	4.11	76,76,76,76	0
57	MG	14	3144	1/1	0.96	0.31	4.07	56,56,56,56	0
57	MG	1H	3524	1/1	0.80	0.23	4.01	84,84,84,84	0
57	MG	1H	3048	1/1	0.82	0.25	3.97	43,43,43,43	0
57	MG	1H	3106	1/1	0.84	0.18	3.91	68,68,68,68	0
57	MG	21	301	1/1	0.96	0.25	3.84	62,62,62,62	0
57	MG	1H	3308	1/1	0.77	0.36	3.78	56,56,56,56	0
57	MG	1H	3054	1/1	0.96	0.29	3.76	37,37,37,37	0
57	MG	14	3029	1/1	0.94	0.23	3.61	73,73,73,73	0
57	MG	1H	3066	1/1	0.92	0.18	3.49	65,65,65,65	0
57	MG	39	302	1/1	0.58	0.30	3.48	67,67,67,67	0
57	MG	1H	3264	1/1	0.96	0.26	3.42	59,59,59,59	0
57	MG	14	3156	1/1	0.91	0.16	3.40	71,71,71,71	0
57	MG	1H	3024	1/1	0.93	0.23	3.37	51,51,51,51	0
57	MG	1G	1612	1/1	0.91	0.19	3.28	82,82,82,82	0
57	MG	1H	3522	1/1	0.77	0.25	3.24	86,86,86,86	0
57	MG	1H	3393	1/1	0.89	0.20	3.10	52,52,52,52	0
57	MG	1H	3538	1/1	0.85	0.21	3.09	61,61,61,61	0
57	MG	98	201	1/1	1.00	0.28	3.02	61,61,61,61	0
57	MG	1G	1626	1/1	0.94	0.25	2.96	68,68,68,68	0
57	MG	14	3326	1/1	0.82	0.25	2.90	66,66,66,66	0
57	MG	14	3096	1/1	0.98	0.24	2.71	50,50,50,50	0
57	MG	14	3235	1/1	0.95	0.26	2.68	54,54,54,54	0
57	MG	1H	3313	1/1	0.78	0.18	2.65	74,74,74,74	0
57	MG	1H	3331	1/1	0.86	0.23	2.61	53,53,53,53	0
57	MG	1H	3045	1/1	0.93	0.22	2.38	42,42,42,42	0
57	MG	1H	3358	1/1	0.90	0.20	2.37	62,62,62,62	0
57	MG	1H	3333	1/1	0.98	0.21	2.20	67,67,67,67	0
57	MG	16	203	1/1	0.80	0.12	2.17	78,78,78,78	0
57	MG	14	3160	1/1	0.89	0.33	2.15	92,92,92,92	0
57	MG	14	3217	1/1	0.77	0.19	2.08	72,72,72,72	0
57	MG	13	1642	1/1	0.85	0.17	2.00	72,72,72,72	0
57	MG	13	1639	1/1	0.94	0.17	1.99	73,73,73,73	0
57	MG	1H	3065	1/1	0.88	0.19	1.93	50,50,50,50	0
57	MG	14	3433	1/1	0.87	0.23	1.91	60,60,60,60	0

*Continued on next page...*

*Continued from previous page...*

Mol	Type	Chain	Res	Atoms	RSCC	RSR	LLDF	B-factors( $\text{\AA}^2$ )	Q<0.9
57	MG	1H	3166	1/1	0.92	0.27	1.86	56,56,56,56	0
57	MG	1G	1664	1/1	0.96	0.20	1.85	76,76,76,76	0
57	MG	13	1693	1/1	0.83	0.20	1.80	65,65,65,65	0
57	MG	1H	3451	1/1	0.87	0.20	1.66	59,59,59,59	0
57	MG	1G	1631	1/1	0.94	0.14	1.62	82,82,82,82	0
57	MG	14	3310	1/1	0.90	0.24	1.59	58,58,58,58	0
57	MG	1H	3116	1/1	0.90	0.18	1.53	82,82,82,82	0
57	MG	9A	101	1/1	0.79	0.24	1.52	115,115,115,115	0
57	MG	14	3327	1/1	0.95	0.21	1.50	52,52,52,52	0
57	MG	14	3005	1/1	0.89	0.31	1.40	50,50,50,50	0
57	MG	1H	3273	1/1	0.78	0.14	1.38	69,69,69,69	0
57	MG	1H	3154	1/1	0.69	0.14	1.35	66,66,66,66	0
57	MG	1H	3057	1/1	0.96	0.26	1.34	72,72,72,72	0
57	MG	13	1619	1/1	0.89	0.22	1.32	53,53,53,53	0
57	MG	14	3298	1/1	0.90	0.20	1.31	62,62,62,62	0
57	MG	5E	201	1/1	0.97	0.28	1.24	75,75,75,75	0
57	MG	14	3444	1/1	0.83	0.20	1.23	75,75,75,75	0
57	MG	1H	3416	1/1	0.66	0.21	1.05	72,72,72,72	0
57	MG	14	3266	1/1	0.88	0.21	1.00	52,52,52,52	0
57	MG	14	3237	1/1	0.91	0.21	0.99	65,65,65,65	0
57	MG	14	3248	1/1	0.84	0.18	0.99	72,72,72,72	0
57	MG	14	3088	1/1	0.94	0.18	0.96	53,53,53,53	0
57	MG	1H	3225	1/1	0.92	0.20	0.85	74,74,74,74	0
57	MG	14	3330	1/1	0.98	0.19	0.83	56,56,56,56	0
57	MG	1H	3343	1/1	0.95	0.20	0.81	44,44,44,44	0
57	MG	14	3302	1/1	0.98	0.20	0.74	73,73,73,73	0
57	MG	1H	3383	1/1	0.96	0.22	0.74	54,54,54,54	0
57	MG	1H	3140	1/1	0.90	0.21	0.73	40,40,40,40	0
57	MG	14	3231	1/1	0.90	0.17	0.73	90,90,90,90	0
57	MG	1H	3075	1/1	0.85	0.19	0.69	61,61,61,61	0
57	MG	1H	3081	1/1	0.97	0.16	0.68	55,55,55,55	0
57	MG	1G	1629	1/1	0.91	0.14	0.64	97,97,97,97	0
57	MG	1H	3376	1/1	0.98	0.19	0.63	48,48,48,48	0
57	MG	1H	3534	1/1	0.88	0.20	0.59	44,44,44,44	0
57	MG	1H	3349	1/1	0.91	0.19	0.56	67,67,67,67	0
57	MG	1H	3329	1/1	0.91	0.20	0.56	50,50,50,50	0
57	MG	14	3122	1/1	0.94	0.29	0.56	84,84,84,84	0
57	MG	14	3034	1/1	0.94	0.24	0.50	48,48,48,48	0
57	MG	14	3301	1/1	0.93	0.21	0.47	58,58,58,58	0
57	MG	14	3072	1/1	0.87	0.16	0.44	57,57,57,57	0
57	MG	14	3021	1/1	0.81	0.15	0.36	76,76,76,76	0
57	MG	4A	201	1/1	0.86	0.21	0.34	96,96,96,96	0

*Continued on next page...*

*Continued from previous page...*

Mol	Type	Chain	Res	Atoms	RSCC	RSR	LLDF	B-factors( $\text{\AA}^2$ )	Q<0.9
57	MG	1H	3441	1/1	0.93	0.17	0.33	61,61,61,61	0
57	MG	1G	1674	1/1	0.91	0.17	0.30	71,71,71,71	0
57	MG	14	3076	1/1	0.93	0.17	0.26	89,89,89,89	0
57	MG	13	1669	1/1	0.54	0.13	0.21	121,121,121,121	0
57	MG	14	3255	1/1	0.96	0.22	0.13	53,53,53,53	0
57	MG	14	3154	1/1	0.89	0.15	0.13	87,87,87,87	0
57	MG	14	3181	1/1	0.95	0.16	0.08	65,65,65,65	0
57	MG	1G	1699	1/1	0.89	0.12	0.07	105,105,105,105	0
57	MG	1H	3063	1/1	0.96	0.17	0.05	53,53,53,53	0
57	MG	1H	3157	1/1	0.77	0.14	0.05	73,73,73,73	0
57	MG	1G	1637	1/1	0.89	0.12	0.04	113,113,113,113	0
57	MG	14	3305	1/1	0.95	0.18	-0.01	70,70,70,70	0
57	MG	1H	3480	1/1	0.68	0.17	-0.02	75,75,75,75	0
57	MG	14	3249	1/1	0.91	0.20	-0.02	60,60,60,60	0
57	MG	14	3142	1/1	0.92	0.20	-0.06	76,76,76,76	0
57	MG	1H	3032	1/1	0.93	0.19	-0.08	56,56,56,56	0
57	MG	14	3322	1/1	0.94	0.18	-0.20	46,46,46,46	0
57	MG	1G	1656	1/1	0.91	0.14	-0.21	70,70,70,70	0
57	MG	1H	3392	1/1	0.88	0.19	-0.23	50,50,50,50	0
57	MG	13	1734	1/1	0.56	0.15	-0.23	118,118,118,118	0
57	MG	1H	3174	1/1	0.95	0.20	-0.27	37,37,37,37	0
57	MG	88	201	1/1	0.89	0.16	-0.31	78,78,78,78	0
57	MG	14	3315	1/1	0.91	0.15	-0.42	87,87,87,87	0
57	MG	1G	1724	1/1	0.78	0.16	-0.43	94,94,94,94	0
57	MG	14	3319	1/1	0.83	0.16	-0.43	64,64,64,64	0
57	MG	13	1705	1/1	0.98	0.14	-0.43	66,66,66,66	0
57	MG	1J	204	1/1	0.99	0.12	-0.47	88,88,88,88	0
57	MG	14	3026	1/1	0.93	0.12	-0.47	69,69,69,69	0
57	MG	14	3333	1/1	0.85	0.16	-0.48	79,79,79,79	0
57	MG	13	1611	1/1	0.98	0.11	-0.49	85,85,85,85	0
57	MG	1H	3195	1/1	0.89	0.16	-0.54	59,59,59,59	0
57	MG	1H	3242	1/1	0.88	0.12	-0.57	74,74,74,74	0
57	MG	1H	3299	1/1	0.90	0.13	-0.59	78,78,78,78	0
57	MG	14	3375	1/1	0.90	0.13	-0.66	97,97,97,97	0
57	MG	1G	1675	1/1	0.81	0.18	-0.68	78,78,78,78	0
57	MG	14	3396	1/1	0.85	0.14	-0.69	63,63,63,63	0
57	MG	13	1713	1/1	0.91	0.12	-0.76	102,102,102,102	0
57	MG	1H	3338	1/1	0.87	0.17	-0.76	63,63,63,63	0
57	MG	1H	3404	1/1	0.98	0.17	-0.77	50,50,50,50	0
57	MG	14	3019	1/1	0.95	0.18	-0.77	53,53,53,53	0
57	MG	14	3263	1/1	0.72	0.20	-0.78	67,67,67,67	0
57	MG	1H	3372	1/1	0.89	0.14	-0.79	56,56,56,56	0

*Continued on next page...*

*Continued from previous page...*

Mol	Type	Chain	Res	Atoms	RSCC	RSR	LLDF	B-factors( $\text{\AA}^2$ )	Q<0.9
57	MG	14	3264	1/1	0.94	0.16	-0.86	66,66,66,66	0
57	MG	14	3239	1/1	0.97	0.15	-0.89	56,56,56,56	0
57	MG	1H	3137	1/1	0.90	0.17	-0.91	57,57,57,57	0
57	MG	1G	1608	1/1	0.95	0.10	-0.94	111,111,111,111	0
57	MG	1H	3023	1/1	0.91	0.12	-0.94	72,72,72,72	0
57	MG	16	205	1/1	0.89	0.10	-0.96	66,66,66,66	0
57	MG	13	1695	1/1	0.94	0.12	-0.97	84,84,84,84	0
59	SF4	3E	301	8/8	0.99	0.17	-0.97	86,90,100,103	0
57	MG	2I	201	1/1	0.96	0.14	-0.97	78,78,78,78	0
57	MG	13	1637	1/1	0.88	0.11	-0.97	79,79,79,79	0
57	MG	1J	202	1/1	0.88	0.09	-0.98	84,84,84,84	0
57	MG	14	3147	1/1	0.65	0.10	-1.07	69,69,69,69	0
57	MG	16	207	1/1	0.91	0.08	-1.07	84,84,84,84	0
60	ZN	5I	102	1/1	0.98	0.11	-1.13	98,98,98,98	0
57	MG	1H	3446	1/1	0.88	0.16	-1.14	44,44,44,44	0
60	ZN	5A	101	1/1	0.99	0.09	-1.14	123,123,123,123	0
57	MG	14	3295	1/1	0.50	0.15	-1.15	72,72,72,72	0
57	MG	2A	201	1/1	0.97	0.16	-1.17	84,84,84,84	0
57	MG	42	201	1/1	0.85	0.12	-1.19	116,116,116,116	0
57	MG	1G	1606	1/1	0.91	0.13	-1.19	84,84,84,84	0
58	SPE	1G	1734	13/13	0.84	0.10	-1.21	98,101,104,105	0
57	MG	1H	3332	1/1	0.85	0.15	-1.22	50,50,50,50	0
57	MG	1H	3151	1/1	0.93	0.13	-1.28	59,59,59,59	0
57	MG	14	3240	1/1	0.88	0.15	-1.29	66,66,66,66	0
60	ZN	G8	201	1/1	0.96	0.10	-1.32	131,131,131,131	0
59	SF4	32	301	8/8	0.99	0.15	-1.35	90,99,108,116	0
57	MG	14	3374	1/1	0.95	0.13	-1.35	79,79,79,79	0
57	MG	13	1738	1/1	0.20	0.10	-1.38	104,104,104,104	0
57	MG	1G	1668	1/1	0.89	0.12	-1.38	90,90,90,90	0
57	MG	1H	3135	1/1	0.97	0.20	-1.39	42,42,42,42	0
57	MG	14	3385	1/1	0.87	0.14	-1.39	92,92,92,92	0
57	MG	1H	3290	1/1	0.97	0.13	-1.43	87,87,87,87	0
57	MG	1H	3535	1/1	0.96	0.11	-1.46	92,92,92,92	0
57	MG	39	301	1/1	0.93	0.13	-1.48	95,95,95,95	0
57	MG	13	1724	1/1	0.94	0.12	-1.49	77,77,77,77	0
57	MG	14	3435	1/1	0.90	0.11	-1.51	69,69,69,69	0
57	MG	13	1624	1/1	0.90	0.12	-1.53	93,93,93,93	0
57	MG	13	1656	1/1	0.96	0.14	-1.56	65,65,65,65	0
57	MG	14	3117	1/1	0.92	0.14	-1.56	58,58,58,58	0
57	MG	1H	3411	1/1	0.85	0.08	-1.58	106,106,106,106	0
57	MG	14	3279	1/1	0.94	0.17	-1.58	59,59,59,59	0
57	MG	14	3183	1/1	0.93	0.12	-1.59	82,82,82,82	0

*Continued on next page...*

*Continued from previous page...*

Mol	Type	Chain	Res	Atoms	RSCC	RSR	LLDF	B-factors( $\text{\AA}^2$ )	Q<0.9
57	MG	1H	3139	1/1	0.79	0.14	-1.65	54,54,54,54	0
57	MG	4I	201	1/1	0.84	0.11	-1.66	62,62,62,62	0
57	MG	14	3238	1/1	0.89	0.15	-1.67	70,70,70,70	0
57	MG	14	3290	1/1	0.85	0.15	-1.68	77,77,77,77	0
57	MG	13	1694	1/1	0.96	0.16	-1.70	61,61,61,61	0
57	MG	1G	1686	1/1	0.75	0.12	-1.72	91,91,91,91	0
57	MG	1H	3526	1/1	0.64	0.08	-1.73	134,134,134,134	0
57	MG	14	3251	1/1	0.98	0.18	-1.73	60,60,60,60	0
57	MG	1H	3519	1/1	0.81	0.12	-1.74	101,101,101,101	0
57	MG	1H	3341	1/1	0.96	0.18	-1.74	48,48,48,48	0
57	MG	14	3267	1/1	0.96	0.16	-1.78	52,52,52,52	0
57	MG	14	3386	1/1	0.90	0.06	-1.84	88,88,88,88	0
57	MG	14	3253	1/1	0.98	0.18	-1.88	63,63,63,63	0
57	MG	14	3271	1/1	0.98	0.14	-1.90	63,63,63,63	0
57	MG	14	3407	1/1	0.58	0.09	-1.91	91,91,91,91	0
57	MG	1H	3391	1/1	0.90	0.10	-2.02	68,68,68,68	0
57	MG	1H	3464	1/1	0.94	0.18	-2.09	48,48,48,48	0
57	MG	1G	1730	1/1	0.84	0.10	-2.11	104,104,104,104	0
57	MG	D8	401	1/1	0.98	0.14	-2.12	70,70,70,70	0
57	MG	14	3268	1/1	0.96	0.11	-2.21	72,72,72,72	0
57	MG	13	1704	1/1	0.78	0.08	-2.28	107,107,107,107	0
57	MG	1H	3434	1/1	0.96	0.13	-2.31	61,61,61,61	0
57	MG	14	3354	1/1	0.85	0.11	-2.34	84,84,84,84	0
57	MG	1G	1602	1/1	0.92	0.11	-2.35	81,81,81,81	0
57	MG	1H	3465	1/1	0.72	0.18	-2.46	48,48,48,48	0
57	MG	1H	3466	1/1	0.97	0.12	-2.49	63,63,63,63	0
57	MG	1H	3342	1/1	0.94	0.16	-2.52	42,42,42,42	0
57	MG	13	1725	1/1	0.82	0.12	-2.52	83,83,83,83	0
57	MG	M5	101	1/1	0.85	0.10	-2.53	86,86,86,86	0
57	MG	1H	3357	1/1	0.90	0.12	-2.57	75,75,75,75	0
57	MG	1H	3413	1/1	0.98	0.10	-2.60	51,51,51,51	0
57	MG	14	3186	1/1	0.90	0.12	-2.62	76,76,76,76	0
57	MG	1H	3368	1/1	0.88	0.15	-2.63	56,56,56,56	0
57	MG	1H	3442	1/1	0.95	0.17	-2.65	44,44,44,44	0
57	MG	14	3312	1/1	0.92	0.14	-2.66	64,64,64,64	0
57	MG	14	3280	1/1	0.95	0.13	-2.73	80,80,80,80	0
57	MG	1H	3346	1/1	0.95	0.14	-2.82	53,53,53,53	0
57	MG	14	3292	1/1	0.98	0.08	-2.85	66,66,66,66	0
57	MG	1G	1704	1/1	0.88	0.08	-2.86	113,113,113,113	0
57	MG	14	3256	1/1	0.96	0.17	-2.92	52,52,52,52	0
57	MG	1H	3167	1/1	0.90	0.14	-2.96	60,60,60,60	0
57	MG	1G	1678	1/1	0.94	0.07	-3.08	97,97,97,97	0

*Continued on next page...*

*Continued from previous page...*

Mol	Type	Chain	Res	Atoms	RSCC	RSR	LLDF	B-factors( $\text{\AA}^2$ )	Q<0.9
57	MG	1H	3164	1/1	0.86	0.14	-3.13	64,64,64,64	0
57	MG	5I	101	1/1	0.89	0.08	-3.13	80,80,80,80	0
57	MG	1H	3542	1/1	0.89	0.10	-3.16	67,67,67,67	0
57	MG	14	3410	1/1	0.89	0.07	-3.23	111,111,111,111	0
57	MG	14	3428	1/1	0.74	0.07	-3.26	126,126,126,126	0
57	MG	14	3258	1/1	0.82	0.16	-3.27	54,54,54,54	0
57	MG	13	1696	1/1	0.93	0.05	-3.36	94,94,94,94	0
57	MG	1G	1684	1/1	0.79	0.04	-3.47	113,113,113,113	0
57	MG	1H	3353	1/1	0.96	0.13	-3.47	64,64,64,64	0
57	MG	14	3306	1/1	0.98	0.13	-3.49	68,68,68,68	0
57	MG	1G	1632	1/1	0.80	0.05	-3.58	99,99,99,99	0
57	MG	14	3250	1/1	0.92	0.12	-3.59	57,57,57,57	0
57	MG	1H	3414	1/1	0.97	0.13	-3.65	59,59,59,59	0
57	MG	1H	3457	1/1	0.90	0.15	-3.65	41,41,41,41	0
57	MG	14	3242	1/1	0.96	0.12	-3.66	62,62,62,62	0
57	MG	1H	3439	1/1	0.97	0.12	-3.68	50,50,50,50	0
57	MG	14	3286	1/1	0.63	0.11	-3.71	72,72,72,72	0
57	MG	14	3257	1/1	0.98	0.17	-3.79	52,52,52,52	0
57	MG	1G	1677	1/1	0.79	0.07	-3.97	100,100,100,100	0
57	MG	1H	3359	1/1	0.90	0.15	-3.99	40,40,40,40	0
57	MG	11	302	1/1	0.95	0.11	-4.03	41,41,41,41	0
57	MG	13	1702	1/1	0.85	0.07	-4.07	86,86,86,86	0
57	MG	14	3381	1/1	0.82	0.09	-4.08	99,99,99,99	0
57	MG	14	3265	1/1	0.95	0.13	-4.12	56,56,56,56	0
57	MG	11	303	1/1	0.98	0.07	-4.13	47,47,47,47	0
57	MG	14	3118	1/1	0.93	0.09	-4.15	73,73,73,73	0
57	MG	14	3259	1/1	0.93	0.14	-4.17	69,69,69,69	0
57	MG	14	3338	1/1	0.95	0.06	-4.22	65,65,65,65	0
57	MG	1G	1646	1/1	0.89	0.07	-4.26	83,83,83,83	0
57	MG	1H	3381	1/1	0.70	0.13	-4.29	59,59,59,59	0
57	MG	1H	3461	1/1	0.98	0.14	-4.29	48,48,48,48	0
57	MG	1H	3384	1/1	0.96	0.13	-4.40	53,53,53,53	0
57	MG	14	3373	1/1	0.90	0.10	-4.49	90,90,90,90	0
57	MG	14	3272	1/1	0.99	0.10	-4.54	65,65,65,65	0
57	MG	1G	1645	1/1	0.75	0.06	-4.54	93,93,93,93	0
57	MG	1H	3481	1/1	0.93	0.12	-4.59	53,53,53,53	0
57	MG	14	3331	1/1	0.97	0.11	-4.61	60,60,60,60	0
57	MG	14	3341	1/1	0.97	0.14	-4.61	49,49,49,49	0
57	MG	14	3245	1/1	0.81	0.08	-4.68	82,82,82,82	0
57	MG	13	1719	1/1	0.95	0.11	-4.69	53,53,53,53	0
57	MG	1H	3326	1/1	0.94	0.12	-4.69	47,47,47,47	0
57	MG	1H	3351	1/1	0.99	0.11	-4.72	59,59,59,59	0

*Continued on next page...*



*Continued from previous page...*

Mol	Type	Chain	Res	Atoms	RSCC	RSR	LLDF	B-factors( $\text{\AA}^2$ )	Q<0.9
57	MG	13	1715	1/1	0.98	0.12	-4.78	65,65,65,65	0
57	MG	1H	3344	1/1	0.95	0.13	-4.80	46,46,46,46	0
57	MG	14	3285	1/1	0.86	0.09	-4.91	71,71,71,71	0
57	MG	1H	3387	1/1	0.90	0.16	-4.96	48,48,48,48	0
57	MG	1H	3405	1/1	0.78	0.12	-5.40	65,65,65,65	0
57	MG	1H	3456	1/1	0.90	0.15	-5.56	42,42,42,42	0
57	MG	1H	3382	1/1	0.96	0.10	-5.69	48,48,48,48	0
57	MG	1H	3355	1/1	0.90	0.07	-5.69	57,57,57,57	0
57	MG	1H	3520	1/1	0.77	0.10	-5.76	83,83,83,83	0
57	MG	14	3316	1/1	0.85	0.13	-5.81	83,83,83,83	0
57	MG	1H	3363	1/1	0.92	0.08	-5.96	56,56,56,56	0
57	MG	1H	3410	1/1	0.93	0.12	-6.22	55,55,55,55	0
57	MG	1H	3377	1/1	0.95	0.09	-6.27	45,45,45,45	0
57	MG	1H	3489	1/1	0.87	0.07	-6.48	88,88,88,88	0
57	MG	14	3320	1/1	0.97	0.07	-6.61	75,75,75,75	0
57	MG	14	3269	1/1	0.90	0.08	-6.84	86,86,86,86	0
57	MG	14	3324	1/1	0.97	0.12	-7.00	64,64,64,64	0
57	MG	1H	3472	1/1	0.90	0.07	-7.11	73,73,73,73	0
57	MG	1H	3448	1/1	0.89	0.12	-7.27	66,66,66,66	0
57	MG	1H	3385	1/1	0.98	0.07	-7.33	61,61,61,61	0
57	MG	1H	3500	1/1	0.99	0.09	-7.73	52,52,52,52	0
57	MG	14	3376	1/1	0.79	0.11	-7.85	83,83,83,83	0
57	MG	14	3418	1/1	0.69	0.05	-8.42	89,89,89,89	0
57	MG	1H	3540	1/1	0.95	0.11	-8.70	45,45,45,45	0
57	MG	1H	3444	1/1	0.74	0.14	-9.96	53,53,53,53	0
57	MG	1H	3348	1/1	0.81	0.14	-10.07	49,49,49,49	0
57	MG	1H	3508	1/1	0.98	0.04	-10.09	74,74,74,74	0
57	MG	1H	3379	1/1	0.87	0.09	-10.24	65,65,65,65	0
57	MG	14	3377	1/1	0.88	0.06	-10.51	84,84,84,84	0
57	MG	14	3261	1/1	0.97	0.06	-10.55	63,63,63,63	0
57	MG	1H	3409	1/1	0.92	0.09	-10.66	69,69,69,69	0
57	MG	1H	3515	1/1	0.97	0.08	-10.67	76,76,76,76	0
57	MG	14	3422	1/1	0.85	0.08	-11.80	96,96,96,96	0
57	MG	14	3053	1/1	0.68	0.08	-12.42	72,72,72,72	0
57	MG	13	1644	1/1	0.93	0.06	-13.28	82,82,82,82	0
57	MG	13	1723	1/1	0.98	0.06	-16.55	62,62,62,62	0
57	MG	14	3335	1/1	0.99	0.06	-16.61	66,66,66,66	0
57	MG	1H	3504	1/1	0.97	0.06	-20.73	47,47,47,47	0
57	MG	14	3007	1/1	0.75	0.66	-	72,72,72,72	0
57	MG	1H	3291	1/1	0.97	0.20	-	78,78,78,78	0
57	MG	13	1688	1/1	0.50	0.34	-	104,104,104,104	0
57	MG	14	3323	1/1	0.98	0.07	-	64,64,64,64	0

*Continued on next page...*

*Continued from previous page...*

Mol	Type	Chain	Res	Atoms	RSCC	RSR	LLDF	B-factors( $\text{\AA}^2$ )	Q<0.9
57	MG	1H	3271	1/1	0.92	0.32	-	77,77,77,77	0
57	MG	1H	3227	1/1	0.72	0.42	-	79,79,79,79	0
57	MG	1H	3440	1/1	0.68	0.05	-	95,95,95,95	0
57	MG	1H	3533	1/1	0.97	0.12	-	103,103,103,103	0
57	MG	1G	1623	1/1	0.87	0.50	-	75,75,75,75	0
57	MG	1H	3490	1/1	0.94	0.09	-	69,69,69,69	0
57	MG	13	1650	1/1	0.69	0.41	-	85,85,85,85	0
57	MG	1H	3278	1/1	0.75	0.31	-	83,83,83,83	0
57	MG	1G	1717	1/1	0.90	0.07	-	92,92,92,92	0
57	MG	14	3210	1/1	0.62	0.21	-	78,78,78,78	0
57	MG	1G	1692	1/1	0.54	0.12	-	99,99,99,99	0
57	MG	14	3409	1/1	0.90	0.04	-	83,83,83,83	0
57	MG	13	1714	1/1	0.97	0.09	-	101,101,101,101	0
57	MG	14	3291	1/1	0.91	0.06	-	90,90,90,90	0
57	MG	14	3073	1/1	0.94	0.31	-	48,48,48,48	0
57	MG	1G	1640	1/1	0.94	0.24	-	92,92,92,92	0
57	MG	14	3168	1/1	0.82	0.27	-	87,87,87,87	0
57	MG	1G	1639	1/1	0.94	0.12	-	103,103,103,103	0
57	MG	14	3212	1/1	0.88	0.18	-	80,80,80,80	0
57	MG	14	3101	1/1	0.90	0.26	-	90,90,90,90	0
57	MG	13	1716	1/1	0.96	0.08	-	100,100,100,100	0
57	MG	14	3307	1/1	0.90	0.10	-	78,78,78,78	0
57	MG	14	3166	1/1	0.90	0.77	-	82,82,82,82	0
57	MG	14	3321	1/1	0.85	0.11	-	78,78,78,78	0
57	MG	1H	3427	1/1	0.95	0.05	-	76,76,76,76	0
57	MG	14	3247	1/1	0.98	0.17	-	56,56,56,56	0
57	MG	1H	3364	1/1	0.96	0.15	-	47,47,47,47	0
57	MG	14	3010	1/1	0.94	0.27	-	50,50,50,50	0
57	MG	1H	3043	1/1	0.96	0.42	-	66,66,66,66	0
57	MG	13	1601	1/1	0.97	0.32	-	74,74,74,74	0
57	MG	14	3293	1/1	0.62	0.14	-	90,90,90,90	0
57	MG	14	3025	1/1	0.76	0.28	-	80,80,80,80	0
57	MG	1H	3367	1/1	0.95	0.16	-	63,63,63,63	0
57	MG	13	1660	1/1	0.91	0.65	-	85,85,85,85	0
57	MG	1H	3072	1/1	0.74	0.67	-	72,72,72,72	0
57	MG	1H	3028	1/1	0.93	0.43	-	62,62,62,62	0
57	MG	14	3038	1/1	0.96	0.37	-	69,69,69,69	0
57	MG	1H	3458	1/1	0.94	0.10	-	45,45,45,45	0
57	MG	14	3004	1/1	0.86	0.24	-	73,73,73,73	0
57	MG	1H	3395	1/1	0.87	0.07	-	74,74,74,74	0
57	MG	13	1654	1/1	0.57	0.09	-	113,113,113,113	0
57	MG	14	3083	1/1	0.71	0.69	-	87,87,87,87	0

*Continued on next page...*

*Continued from previous page...*

Mol	Type	Chain	Res	Atoms	RSCC	RSR	LLDF	B-factors( $\text{\AA}^2$ )	Q<0.9
57	MG	1G	1652	1/1	0.74	0.33	-	94,94,94,94	0
57	MG	14	3214	1/1	0.94	0.34	-	94,94,94,94	0
57	MG	1H	3250	1/1	0.71	0.38	-	93,93,93,93	0
57	MG	14	3270	1/1	0.88	0.13	-	86,86,86,86	0
57	MG	1G	1621	1/1	0.77	0.75	-	86,86,86,86	0
57	MG	13	1636	1/1	0.91	0.27	-	103,103,103,103	0
57	MG	25	202	1/1	0.86	0.17	-	110,110,110,110	0
57	MG	1G	1625	1/1	0.89	0.12	-	98,98,98,98	0
57	MG	14	3399	1/1	0.67	0.07	-	109,109,109,109	0
57	MG	1G	1708	1/1	0.66	0.22	-	108,108,108,108	0
57	MG	14	3203	1/1	0.87	0.74	-	95,95,95,95	0
57	MG	1H	3052	1/1	0.96	0.35	-	50,50,50,50	0
57	MG	14	3394	1/1	0.90	0.05	-	112,112,112,112	0
57	MG	14	3416	1/1	0.93	0.23	-	100,100,100,100	0
57	MG	1H	3311	1/1	0.83	0.20	-	93,93,93,93	0
57	MG	13	1707	1/1	0.95	0.18	-	83,83,83,83	0
57	MG	1H	3494	1/1	0.87	0.05	-	102,102,102,102	0
57	MG	1H	3161	1/1	0.80	0.33	-	93,93,93,93	0
57	MG	1H	3220	1/1	0.84	0.16	-	89,89,89,89	0
57	MG	14	3112	1/1	0.78	0.43	-	99,99,99,99	0
57	MG	1H	3191	1/1	0.85	0.29	-	72,72,72,72	0
57	MG	14	3282	1/1	0.88	0.11	-	97,97,97,97	0
57	MG	14	3163	1/1	0.79	0.85	-	84,84,84,84	0
57	MG	14	3390	1/1	0.91	0.31	-	89,89,89,89	0
57	MG	14	3050	1/1	0.95	0.48	-	77,77,77,77	0
57	MG	14	3141	1/1	0.93	0.22	-	76,76,76,76	0
57	MG	13	1697	1/1	0.79	0.11	-	82,82,82,82	0
57	MG	14	3383	1/1	0.82	0.28	-	74,74,74,74	0
57	MG	1G	1672	1/1	0.95	0.09	-	86,86,86,86	0
57	MG	1H	3129	1/1	0.95	0.51	-	69,69,69,69	0
57	MG	13	1747	1/1	0.83	0.06	-	111,111,111,111	0
57	MG	1H	3209	1/1	0.87	0.42	-	52,52,52,52	0
57	MG	1H	3468	1/1	0.91	0.09	-	85,85,85,85	0
57	MG	1H	3275	1/1	0.86	0.61	-	67,67,67,67	0
57	MG	1G	1702	1/1	0.68	0.08	-	101,101,101,101	0
57	MG	14	3227	1/1	0.87	0.11	-	95,95,95,95	0
57	MG	1H	3503	1/1	0.88	0.10	-	90,90,90,90	0
57	MG	13	1703	1/1	0.96	0.04	-	69,69,69,69	0
57	MG	1H	3253	1/1	0.92	0.67	-	71,71,71,71	0
57	MG	1H	3334	1/1	0.94	0.21	-	42,42,42,42	0
57	MG	1H	3251	1/1	0.91	0.22	-	77,77,77,77	0
57	MG	14	3283	1/1	0.85	0.07	-	95,95,95,95	0

*Continued on next page...*

*Continued from previous page...*

Mol	Type	Chain	Res	Atoms	RSCC	RSR	LLDF	B-factors( $\text{\AA}^2$ )	Q<0.9
57	MG	13	1645	1/1	0.58	0.31	-	78,78,78,78	0
57	MG	13	1666	1/1	0.74	0.31	-	88,88,88,88	0
57	MG	1G	1667	1/1	0.86	0.08	-	103,103,103,103	0
57	MG	1H	3463	1/1	0.82	0.20	-	53,53,53,53	0
57	MG	1H	3115	1/1	0.73	0.92	-	84,84,84,84	0
57	MG	14	3012	1/1	0.96	0.42	-	60,60,60,60	0
57	MG	14	3411	1/1	0.59	0.25	-	95,95,95,95	0
57	MG	14	3438	1/1	0.46	0.22	-	96,96,96,96	0
57	MG	14	3344	1/1	0.97	0.11	-	82,82,82,82	0
57	MG	1G	1671	1/1	0.84	0.21	-	88,88,88,88	0
57	MG	1H	3486	1/1	0.96	0.06	-	83,83,83,83	0
57	MG	1H	3474	1/1	0.83	0.12	-	76,76,76,76	0
57	MG	1G	1679	1/1	0.85	0.15	-	73,73,73,73	0
57	MG	14	3304	1/1	0.93	0.13	-	86,86,86,86	0
57	MG	14	3318	1/1	0.87	0.09	-	90,90,90,90	0
57	MG	1H	3018	1/1	0.97	0.50	-	55,55,55,55	0
57	MG	14	3158	1/1	0.81	0.37	-	76,76,76,76	0
57	MG	1H	3144	1/1	0.96	0.42	-	64,64,64,64	0
57	MG	1H	3136	1/1	0.98	0.17	-	45,45,45,45	0
57	MG	14	3357	1/1	0.79	0.14	-	107,107,107,107	0
57	MG	1H	3223	1/1	0.82	0.24	-	80,80,80,80	0
57	MG	14	3421	1/1	0.87	0.21	-	110,110,110,110	0
57	MG	16	209	1/1	0.97	0.03	-	68,68,68,68	0
57	MG	1H	3092	1/1	0.88	0.17	-	74,74,74,74	0
57	MG	13	1630	1/1	0.70	0.26	-	87,87,87,87	0
57	MG	1H	3510	1/1	0.35	0.18	-	88,88,88,88	0
57	MG	1H	3132	1/1	0.98	0.27	-	88,88,88,88	0
57	MG	14	3228	1/1	0.77	0.47	-	83,83,83,83	0
57	MG	14	3366	1/1	0.95	0.07	-	85,85,85,85	0
57	MG	14	3296	1/1	0.89	0.11	-	114,114,114,114	0
57	MG	14	3408	1/1	0.84	0.09	-	90,90,90,90	0
57	MG	14	3275	1/1	0.86	0.16	-	70,70,70,70	0
57	MG	1H	3437	1/1	0.85	0.12	-	65,65,65,65	0
57	MG	14	3131	1/1	0.78	0.36	-	70,70,70,70	0
57	MG	1H	3010	1/1	0.56	0.25	-	78,78,78,78	0
57	MG	1H	3198	1/1	0.51	0.22	-	108,108,108,108	0
57	MG	1H	3545	1/1	0.84	0.08	-	84,84,84,84	0
57	MG	1H	3254	1/1	0.91	0.92	-	75,75,75,75	0
57	MG	1H	3327	1/1	0.83	0.11	-	65,65,65,65	0
57	MG	1H	3252	1/1	0.91	0.49	-	81,81,81,81	0
57	MG	1J	205	1/1	0.64	0.10	-	87,87,87,87	0
57	MG	13	1616	1/1	0.89	0.29	-	82,82,82,82	0

*Continued on next page...*

*Continued from previous page...*

Mol	Type	Chain	Res	Atoms	RSCC	RSR	LLDF	B-factors( $\text{\AA}^2$ )	Q<0.9
57	MG	14	3150	1/1	0.95	0.19	-	81,81,81,81	0
57	MG	1H	3108	1/1	0.85	0.33	-	69,69,69,69	0
57	MG	1H	3017	1/1	0.95	0.29	-	53,53,53,53	0
57	MG	4E	201	1/1	0.76	0.46	-	85,85,85,85	0
57	MG	1G	1609	1/1	0.93	0.44	-	96,96,96,96	0
57	MG	1H	3101	1/1	0.79	0.14	-	65,65,65,65	0
57	MG	1H	3263	1/1	0.67	0.48	-	91,91,91,91	0
57	MG	1H	3478	1/1	0.77	0.07	-	83,83,83,83	0
57	MG	1H	3418	1/1	0.90	0.11	-	74,74,74,74	0
57	MG	14	3437	1/1	0.64	0.12	-	93,93,93,93	0
57	MG	14	3395	1/1	0.69	0.08	-	118,118,118,118	0
57	MG	14	3244	1/1	0.98	0.19	-	44,44,44,44	0
57	MG	14	3204	1/1	0.91	0.27	-	83,83,83,83	0
57	MG	13	1729	1/1	0.84	0.16	-	90,90,90,90	0
57	MG	14	3169	1/1	0.94	0.14	-	53,53,53,53	0
57	MG	13	1720	1/1	0.91	0.07	-	88,88,88,88	0
57	MG	1H	3476	1/1	0.96	0.06	-	83,83,83,83	0
57	MG	13	1641	1/1	0.96	0.26	-	68,68,68,68	0
57	MG	14	3075	1/1	0.85	0.35	-	89,89,89,89	0
57	MG	1H	3469	1/1	0.95	0.11	-	68,68,68,68	0
57	MG	1H	3415	1/1	0.81	0.06	-	95,95,95,95	0
57	MG	14	3140	1/1	0.74	0.35	-	89,89,89,89	0
57	MG	1G	1647	1/1	0.77	0.26	-	102,102,102,102	0
57	MG	1H	3279	1/1	0.74	0.47	-	76,76,76,76	0
57	MG	1H	3523	1/1	0.84	0.20	-	91,91,91,91	0
57	MG	14	3372	1/1	0.75	0.24	-	87,87,87,87	0
57	MG	1G	1719	1/1	0.93	0.11	-	91,91,91,91	0
57	MG	1H	3399	1/1	0.98	0.16	-	61,61,61,61	0
57	MG	13	1659	1/1	0.92	0.49	-	75,75,75,75	0
57	MG	14	3420	1/1	0.90	0.09	-	101,101,101,101	0
57	MG	1H	3218	1/1	0.67	0.20	-	81,81,81,81	0
57	MG	13	1613	1/1	0.91	0.18	-	81,81,81,81	0
57	MG	1H	3445	1/1	0.86	0.10	-	73,73,73,73	0
57	MG	1H	3244	1/1	0.94	0.32	-	77,77,77,77	0
57	MG	1H	3074	1/1	0.93	0.41	-	73,73,73,73	0
57	MG	1H	3037	1/1	0.90	0.35	-	71,71,71,71	0
57	MG	14	3045	1/1	0.97	0.32	-	61,61,61,61	0
57	MG	1H	3138	1/1	0.95	0.47	-	41,41,41,41	0
57	MG	1G	1658	1/1	0.73	0.21	-	82,82,82,82	0
57	MG	14	3355	1/1	0.86	0.11	-	90,90,90,90	0
57	MG	14	3441	1/1	0.91	0.14	-	99,99,99,99	0
57	MG	14	3260	1/1	0.97	0.09	-	71,71,71,71	0

*Continued on next page...*

*Continued from previous page...*

Mol	Type	Chain	Res	Atoms	RSCC	RSR	LLDF	B-factors( $\text{\AA}^2$ )	Q<0.9
57	MG	1H	3238	1/1	0.60	0.36	-	87,87,87,87	0
57	MG	14	3356	1/1	0.97	0.09	-	73,73,73,73	0
57	MG	1G	1643	1/1	0.61	0.34	-	83,83,83,83	0
57	MG	1H	3076	1/1	0.95	0.17	-	39,39,39,39	0
57	MG	1H	3118	1/1	0.46	0.33	-	83,83,83,83	0
57	MG	14	3443	1/1	0.91	0.26	-	102,102,102,102	0
57	MG	1H	3512	1/1	0.85	0.05	-	92,92,92,92	0
57	MG	14	3195	1/1	0.90	0.70	-	87,87,87,87	0
57	MG	14	3197	1/1	0.91	0.46	-	68,68,68,68	0
57	MG	11	301	1/1	0.89	0.66	-	60,60,60,60	0
57	MG	1H	3506	1/1	0.96	0.06	-	79,79,79,79	0
57	MG	1G	1617	1/1	0.92	0.36	-	86,86,86,86	0
57	MG	1H	3112	1/1	0.93	0.32	-	79,79,79,79	0
57	MG	13	1684	1/1	0.83	0.28	-	85,85,85,85	0
57	MG	14	3134	1/1	0.72	0.43	-	71,71,71,71	0
57	MG	14	3095	1/1	0.96	0.35	-	74,74,74,74	0
57	MG	13	1717	1/1	0.92	0.13	-	114,114,114,114	0
57	MG	1H	3306	1/1	0.91	0.30	-	70,70,70,70	0
57	MG	1G	1636	1/1	0.90	0.07	-	91,91,91,91	0
57	MG	14	3187	1/1	0.93	0.17	-	74,74,74,74	0
57	MG	1G	1650	1/1	0.72	0.16	-	114,114,114,114	0
57	MG	14	3022	1/1	0.92	0.35	-	44,44,44,44	0
57	MG	14	3054	1/1	0.93	0.27	-	49,49,49,49	0
57	MG	1G	1707	1/1	0.97	0.07	-	79,79,79,79	0
57	MG	14	3439	1/1	0.76	0.07	-	107,107,107,107	0
57	MG	14	3278	1/1	0.85	0.07	-	95,95,95,95	0
57	MG	14	3359	1/1	0.87	0.09	-	96,96,96,96	0
57	MG	14	3202	1/1	0.85	0.29	-	98,98,98,98	0
57	MG	14	3189	1/1	0.95	0.52	-	76,76,76,76	0
57	MG	14	3066	1/1	0.85	0.37	-	59,59,59,59	0
57	MG	1H	3514	1/1	0.86	0.11	-	80,80,80,80	0
57	MG	1H	3298	1/1	0.92	0.14	-	83,83,83,83	0
57	MG	1H	3260	1/1	0.70	0.43	-	98,98,98,98	0
57	MG	14	3432	1/1	0.95	0.13	-	88,88,88,88	0
57	MG	14	3064	1/1	0.92	0.30	-	62,62,62,62	0
57	MG	1G	1688	1/1	0.95	0.11	-	95,95,95,95	0
57	MG	14	3205	1/1	0.85	0.44	-	93,93,93,93	0
57	MG	14	3379	1/1	0.90	0.09	-	64,64,64,64	0
57	MG	13	1677	1/1	0.93	0.34	-	92,92,92,92	0
57	MG	1H	3069	1/1	0.92	0.28	-	60,60,60,60	0
57	MG	14	3136	1/1	0.68	0.12	-	127,127,127,127	0
57	MG	1H	3210	1/1	0.51	0.37	-	83,83,83,83	0

*Continued on next page...*

*Continued from previous page...*

Mol	Type	Chain	Res	Atoms	RSCC	RSR	LLDF	B-factors( $\text{\AA}^2$ )	Q<0.9
57	MG	1H	3215	1/1	0.95	0.41	-	69,69,69,69	0
57	MG	14	3062	1/1	0.82	0.88	-	71,71,71,71	0
57	MG	14	3254	1/1	0.85	0.25	-	62,62,62,62	0
57	MG	1H	3361	1/1	0.88	0.15	-	76,76,76,76	0
57	MG	1H	3492	1/1	0.95	0.16	-	62,62,62,62	0
57	MG	4K	101	1/1	0.95	0.07	-	93,93,93,93	0
57	MG	1H	3518	1/1	0.71	0.12	-	87,87,87,87	0
57	MG	1H	3213	1/1	0.92	0.27	-	77,77,77,77	0
57	MG	1H	3177	1/1	0.87	0.62	-	77,77,77,77	0
57	MG	14	3068	1/1	0.95	0.37	-	64,64,64,64	0
57	MG	1H	3205	1/1	0.50	0.32	-	90,90,90,90	0
57	MG	14	3317	1/1	0.96	0.10	-	86,86,86,86	0
57	MG	14	3138	1/1	0.83	0.34	-	86,86,86,86	0
57	MG	1H	3454	1/1	0.94	0.19	-	58,58,58,58	0
57	MG	1H	3511	1/1	0.94	0.07	-	70,70,70,70	0
57	MG	1G	1665	1/1	0.81	0.19	-	73,73,73,73	0
57	MG	14	3353	1/1	0.77	0.18	-	104,104,104,104	0
57	MG	1H	3419	1/1	0.84	0.09	-	86,86,86,86	0
57	MG	1H	3286	1/1	0.88	0.29	-	87,87,87,87	0
57	MG	14	3198	1/1	0.95	0.12	-	85,85,85,85	0
57	MG	14	3446	1/1	0.91	0.27	-	85,85,85,85	0
57	MG	13	1673	1/1	0.83	0.84	-	86,86,86,86	0
57	MG	14	3294	1/1	0.85	0.11	-	85,85,85,85	0
57	MG	1G	1720	1/1	0.70	0.06	-	119,119,119,119	0
57	MG	14	3392	1/1	0.64	0.18	-	108,108,108,108	0
57	MG	13	1664	1/1	0.74	0.25	-	90,90,90,90	0
57	MG	14	3040	1/1	0.90	0.40	-	72,72,72,72	0
57	MG	1H	3012	1/1	0.91	0.22	-	84,84,84,84	0
57	MG	14	3252	1/1	0.93	0.15	-	76,76,76,76	0
57	MG	13	1675	1/1	0.85	0.39	-	92,92,92,92	0
57	MG	1H	3394	1/1	0.95	0.10	-	69,69,69,69	0
57	MG	1H	3197	1/1	0.84	0.36	-	80,80,80,80	0
57	MG	14	3185	1/1	0.94	0.26	-	72,72,72,72	0
57	MG	14	3111	1/1	0.67	0.48	-	86,86,86,86	0
57	MG	1G	1654	1/1	0.90	0.37	-	94,94,94,94	0
57	MG	1H	3307	1/1	0.84	0.64	-	72,72,72,72	0
57	MG	1G	1685	1/1	0.62	0.07	-	120,120,120,120	0
57	MG	1G	1653	1/1	0.77	0.28	-	103,103,103,103	0
57	MG	13	1745	1/1	0.64	0.13	-	153,153,153,153	0
57	MG	14	3143	1/1	0.94	0.43	-	54,54,54,54	0
57	MG	14	3090	1/1	0.97	0.49	-	65,65,65,65	0
57	MG	88	203	1/1	0.88	0.20	-	76,76,76,76	0

*Continued on next page...*

*Continued from previous page...*

Mol	Type	Chain	Res	Atoms	RSCC	RSR	LLDF	B-factors( $\text{\AA}^2$ )	Q<0.9
57	MG	14	3093	1/1	0.87	0.24	-	79,79,79,79	0
57	MG	14	3132	1/1	0.95	0.31	-	78,78,78,78	0
57	MG	1H	3233	1/1	0.86	0.19	-	110,110,110,110	0
57	MG	13	1742	1/1	0.82	0.05	-	132,132,132,132	0
57	MG	1H	3322	1/1	0.75	0.33	-	100,100,100,100	0
57	MG	1H	3146	1/1	0.95	0.66	-	58,58,58,58	0
57	MG	1H	3178	1/1	0.92	0.24	-	57,57,57,57	0
57	MG	1H	3292	1/1	0.87	0.23	-	84,84,84,84	0
57	MG	14	3108	1/1	0.94	0.85	-	77,77,77,77	0
57	MG	14	3155	1/1	0.88	0.30	-	80,80,80,80	0
57	MG	13	1621	1/1	0.96	0.21	-	56,56,56,56	0
57	MG	1H	3435	1/1	0.74	0.19	-	68,68,68,68	0
57	MG	1H	3482	1/1	0.94	0.08	-	80,80,80,80	0
60	ZN	C5	202	1/1	0.94	0.12	-	151,151,151,151	0
57	MG	16	202	1/1	0.96	0.32	-	78,78,78,78	0
57	MG	1H	3491	1/1	0.96	0.11	-	65,65,65,65	0
57	MG	1H	3160	1/1	0.96	0.44	-	68,68,68,68	0
57	MG	14	3299	1/1	0.93	0.19	-	66,66,66,66	0
57	MG	1H	3362	1/1	0.97	0.04	-	74,74,74,74	0
57	MG	1H	3525	1/1	0.60	0.17	-	96,96,96,96	0
57	MG	1H	3539	1/1	0.98	0.06	-	58,58,58,58	0
57	MG	1H	3471	1/1	0.93	0.07	-	73,73,73,73	0
57	MG	1H	3488	1/1	0.96	0.10	-	72,72,72,72	0
57	MG	14	3159	1/1	0.90	0.40	-	93,93,93,93	0
57	MG	13	1682	1/1	0.94	0.36	-	84,84,84,84	0
57	MG	14	3103	1/1	0.92	0.82	-	75,75,75,75	0
57	MG	1H	3328	1/1	0.95	0.19	-	46,46,46,46	0
57	MG	1G	1728	1/1	0.87	0.09	-	93,93,93,93	0
57	MG	14	3389	1/1	0.80	0.12	-	89,89,89,89	0
57	MG	1G	1638	1/1	0.77	0.12	-	93,93,93,93	0
57	MG	1H	3272	1/1	0.92	0.31	-	80,80,80,80	0
57	MG	1H	3134	1/1	0.87	0.23	-	44,44,44,44	0
57	MG	1H	3433	1/1	0.96	0.24	-	56,56,56,56	0
57	MG	1G	1682	1/1	0.77	0.11	-	96,96,96,96	0
57	MG	14	3276	1/1	0.83	0.14	-	81,81,81,81	0
57	MG	1G	1709	1/1	0.94	0.04	-	140,140,140,140	0
57	MG	14	3329	1/1	0.41	0.12	-	100,100,100,100	0
57	MG	14	3224	1/1	0.85	0.58	-	88,88,88,88	0
57	MG	14	3041	1/1	0.85	0.64	-	76,76,76,76	0
57	MG	13	1735	1/1	0.67	0.10	-	106,106,106,106	0
57	MG	1H	3470	1/1	0.89	0.09	-	93,93,93,93	0
57	MG	1H	3529	1/1	0.74	0.11	-	96,96,96,96	0

*Continued on next page...*



*Continued from previous page...*

Mol	Type	Chain	Res	Atoms	RSCC	RSR	LLDF	B-factors( $\text{\AA}^2$ )	Q<0.9
57	MG	14	3178	1/1	0.89	0.51	-	92,92,92,92	0
57	MG	1H	3234	1/1	0.86	0.75	-	76,76,76,76	0
57	MG	14	3413	1/1	0.82	0.26	-	93,93,93,93	0
57	MG	1H	3022	1/1	0.94	0.33	-	41,41,41,41	0
57	MG	1H	3005	1/1	0.75	0.73	-	74,74,74,74	0
57	MG	13	1692	1/1	0.80	0.43	-	100,100,100,100	0
57	MG	14	3048	1/1	0.98	0.28	-	67,67,67,67	0
57	MG	14	3003	1/1	0.94	0.49	-	54,54,54,54	0
57	MG	14	3042	1/1	0.97	0.45	-	69,69,69,69	0
57	MG	14	3098	1/1	0.93	0.68	-	62,62,62,62	0
57	MG	13	1728	1/1	0.51	0.20	-	103,103,103,103	0
57	MG	1H	3175	1/1	0.91	0.15	-	64,64,64,64	0
57	MG	1H	3084	1/1	0.82	0.61	-	68,68,68,68	0
57	MG	14	3297	1/1	0.66	0.29	-	90,90,90,90	0
57	MG	14	3218	1/1	0.53	0.14	-	106,106,106,106	0
57	MG	14	3404	1/1	0.73	0.14	-	118,118,118,118	0
57	MG	14	3378	1/1	0.71	0.12	-	78,78,78,78	0
57	MG	1H	3301	1/1	0.88	0.27	-	70,70,70,70	0
57	MG	14	3194	1/1	0.87	0.39	-	95,95,95,95	0
57	MG	1H	3388	1/1	0.94	0.13	-	53,53,53,53	0
57	MG	14	3397	1/1	0.82	0.10	-	91,91,91,91	0
57	MG	14	3352	1/1	0.95	0.10	-	61,61,61,61	0
57	MG	1H	3221	1/1	0.75	0.28	-	64,64,64,64	0
57	MG	1H	3126	1/1	0.90	0.22	-	75,75,75,75	0
57	MG	14	3403	1/1	0.90	0.29	-	85,85,85,85	0
57	MG	1H	3255	1/1	0.90	0.24	-	73,73,73,73	0
57	MG	14	3208	1/1	0.95	0.26	-	101,101,101,101	0
57	MG	1H	3285	1/1	0.89	0.42	-	96,96,96,96	0
57	MG	1H	3370	1/1	0.92	0.26	-	54,54,54,54	0
57	MG	1H	3337	1/1	0.95	0.19	-	44,44,44,44	0
57	MG	1H	3004	1/1	0.94	0.72	-	79,79,79,79	0
57	MG	1H	3498	1/1	0.96	0.06	-	79,79,79,79	0
57	MG	14	3165	1/1	0.82	0.45	-	74,74,74,74	0
57	MG	14	3281	1/1	0.93	0.26	-	83,83,83,83	0
57	MG	1H	3282	1/1	0.70	0.43	-	89,89,89,89	0
57	MG	1H	3226	1/1	0.95	0.55	-	60,60,60,60	0
57	MG	14	3236	1/1	0.93	0.11	-	56,56,56,56	0
57	MG	1H	3360	1/1	0.97	0.11	-	60,60,60,60	0
57	MG	14	3216	1/1	0.47	0.78	-	93,93,93,93	0
57	MG	13	1623	1/1	0.84	0.40	-	80,80,80,80	0
57	MG	4L	101	1/1	0.46	0.09	-	110,110,110,110	0
57	MG	1H	3447	1/1	0.96	0.07	-	60,60,60,60	0

*Continued on next page...*

*Continued from previous page...*

Mol	Type	Chain	Res	Atoms	RSCC	RSR	LLDF	B-factors( $\text{\AA}^2$ )	Q<0.9
57	MG	13	1722	1/1	0.92	0.04	-	100,100,100,100	0
57	MG	1H	3407	1/1	0.87	0.16	-	46,46,46,46	0
57	MG	16	204	1/1	0.89	0.27	-	70,70,70,70	0
57	MG	14	3336	1/1	0.87	0.07	-	94,94,94,94	0
57	MG	1H	3396	1/1	0.88	0.10	-	84,84,84,84	0
57	MG	1H	3321	1/1	0.70	0.37	-	90,90,90,90	0
57	MG	14	3015	1/1	0.92	0.24	-	73,73,73,73	0
57	MG	14	3368	1/1	0.88	0.12	-	98,98,98,98	0
57	MG	1H	3350	1/1	0.85	0.20	-	57,57,57,57	0
57	MG	1H	3521	1/1	0.61	0.11	-	97,97,97,97	0
57	MG	1G	1651	1/1	0.73	0.14	-	105,105,105,105	0
57	MG	1G	1698	1/1	0.81	0.07	-	110,110,110,110	0
57	MG	1H	3153	1/1	0.92	0.23	-	82,82,82,82	0
57	MG	13	1610	1/1	0.96	0.36	-	73,73,73,73	0
57	MG	1H	3425	1/1	0.86	0.05	-	100,100,100,100	0
57	MG	14	3172	1/1	0.76	0.50	-	82,82,82,82	0
57	MG	14	3145	1/1	0.94	0.12	-	85,85,85,85	0
57	MG	1H	3021	1/1	0.96	0.34	-	63,63,63,63	0
57	MG	1H	3262	1/1	0.91	0.25	-	71,71,71,71	0
57	MG	1H	3294	1/1	0.76	0.15	-	90,90,90,90	0
57	MG	14	3364	1/1	0.84	0.09	-	97,97,97,97	0
57	MG	14	3193	1/1	0.95	0.39	-	82,82,82,82	0
57	MG	14	3339	1/1	0.95	0.11	-	57,57,57,57	0
57	MG	14	3002	1/1	0.91	0.70	-	68,68,68,68	0
57	MG	1H	3417	1/1	0.79	0.06	-	89,89,89,89	0
57	MG	1G	1605	1/1	0.88	0.31	-	82,82,82,82	0
57	MG	1H	3039	1/1	0.98	0.29	-	40,40,40,40	0
57	MG	14	3380	1/1	0.81	0.11	-	86,86,86,86	0
57	MG	1H	3497	1/1	0.64	0.12	-	98,98,98,98	0
57	MG	14	3128	1/1	0.98	0.34	-	88,88,88,88	0
57	MG	1G	1641	1/1	0.93	0.11	-	88,88,88,88	0
57	MG	14	3074	1/1	0.93	0.27	-	81,81,81,81	0
57	MG	1H	3130	1/1	0.89	0.73	-	87,87,87,87	0
57	MG	1G	1616	1/1	0.77	0.33	-	88,88,88,88	0
57	MG	1H	3412	1/1	0.99	0.09	-	80,80,80,80	0
57	MG	14	3351	1/1	0.49	0.07	-	105,105,105,105	0
57	MG	1G	1714	1/1	0.90	0.13	-	113,113,113,113	0
57	MG	13	1710	1/1	0.83	0.09	-	95,95,95,95	0
57	MG	1H	3008	1/1	0.80	0.47	-	75,75,75,75	0
57	MG	1G	1604	1/1	0.94	0.30	-	103,103,103,103	0
57	MG	1H	3147	1/1	0.88	0.44	-	64,64,64,64	0
57	MG	14	3049	1/1	0.92	0.32	-	57,57,57,57	0

*Continued on next page...*

*Continued from previous page...*

Mol	Type	Chain	Res	Atoms	RSCC	RSR	LLDF	B-factors( $\text{\AA}^2$ )	Q<0.9
57	MG	14	3006	1/1	0.92	0.25	-	79,79,79,79	0
57	MG	13	1602	1/1	0.91	0.27	-	78,78,78,78	0
57	MG	14	3328	1/1	0.98	0.09	-	60,60,60,60	0
57	MG	4L	102	1/1	0.89	0.11	-	108,108,108,108	0
57	MG	14	3221	1/1	0.95	0.44	-	54,54,54,54	0
57	MG	13	1658	1/1	0.81	0.41	-	80,80,80,80	0
57	MG	1H	3003	1/1	0.80	0.48	-	65,65,65,65	0
57	MG	1H	3031	1/1	0.95	0.43	-	74,74,74,74	0
57	MG	1H	3142	1/1	0.98	0.12	-	64,64,64,64	0
57	MG	1H	3204	1/1	0.67	0.42	-	81,81,81,81	0
57	MG	13	1678	1/1	0.69	0.28	-	86,86,86,86	0
57	MG	14	3289	1/1	0.90	0.07	-	73,73,73,73	0
57	MG	1H	3501	1/1	0.66	0.09	-	93,93,93,93	0
57	MG	1H	3509	1/1	0.66	0.08	-	84,84,84,84	0
57	MG	35	201	1/1	0.82	0.16	-	86,86,86,86	0
57	MG	14	3391	1/1	0.90	0.17	-	94,94,94,94	0
57	MG	1H	3098	1/1	0.84	0.54	-	78,78,78,78	0
57	MG	1G	1680	1/1	0.96	0.07	-	93,93,93,93	0
57	MG	14	3174	1/1	0.46	0.45	-	83,83,83,83	0
57	MG	14	3277	1/1	0.89	0.07	-	74,74,74,74	0
57	MG	1H	3216	1/1	0.45	0.55	-	89,89,89,89	0
57	MG	1H	3087	1/1	0.83	0.39	-	79,79,79,79	0
57	MG	14	3303	1/1	0.83	0.07	-	117,117,117,117	0
57	MG	16	206	1/1	0.56	0.38	-	77,77,77,77	0
57	MG	1G	1727	1/1	0.90	0.06	-	113,113,113,113	0
57	MG	1H	3143	1/1	0.96	0.15	-	66,66,66,66	0
57	MG	1H	3269	1/1	0.74	0.37	-	86,86,86,86	0
57	MG	1H	3228	1/1	0.83	0.35	-	70,70,70,70	0
57	MG	14	3349	1/1	0.96	0.07	-	101,101,101,101	0
57	MG	14	3179	1/1	0.78	0.43	-	75,75,75,75	0
57	MG	1H	3386	1/1	0.90	0.08	-	77,77,77,77	0
57	MG	I8	101	1/1	0.96	0.05	-	69,69,69,69	0
57	MG	13	1647	1/1	0.88	0.27	-	91,91,91,91	0
57	MG	16	211	1/1	0.74	0.12	-	99,99,99,99	0
57	MG	1H	3423	1/1	0.73	0.14	-	101,101,101,101	0
57	MG	1H	3200	1/1	0.86	0.34	-	73,73,73,73	0
57	MG	1J	207	1/1	0.85	0.10	-	92,92,92,92	0
57	MG	1H	3202	1/1	0.86	1.00	-	82,82,82,82	0
57	MG	1H	3314	1/1	0.93	0.19	-	88,88,88,88	0
57	MG	1H	3398	1/1	0.78	0.17	-	58,58,58,58	0
57	MG	14	3401	1/1	0.90	0.14	-	95,95,95,95	0
57	MG	14	3188	1/1	0.83	0.34	-	90,90,90,90	0

*Continued on next page...*

*Continued from previous page...*

Mol	Type	Chain	Res	Atoms	RSCC	RSR	LLDF	B-factors( $\text{\AA}^2$ )	Q<0.9
57	MG	13	1718	1/1	0.94	0.09	-	55,55,55,55	0
57	MG	14	3105	1/1	0.96	0.35	-	73,73,73,73	0
57	MG	1H	3502	1/1	0.98	0.15	-	75,75,75,75	0
57	MG	14	3332	1/1	0.91	0.14	-	64,64,64,64	0
57	MG	45	201	1/1	0.96	0.12	-	74,74,74,74	0
57	MG	1G	1706	1/1	0.92	0.11	-	124,124,124,124	0
57	MG	1H	3163	1/1	0.91	0.19	-	74,74,74,74	0
57	MG	14	3077	1/1	0.74	0.20	-	84,84,84,84	0
57	MG	1H	3452	1/1	0.95	0.12	-	83,83,83,83	0
57	MG	1H	3505	1/1	0.70	0.19	-	93,93,93,93	0
57	MG	14	3388	1/1	0.27	0.15	-	93,93,93,93	0
57	MG	1H	3431	1/1	0.97	0.14	-	61,61,61,61	0
57	MG	1H	3047	1/1	0.94	0.27	-	55,55,55,55	0
57	MG	13	1712	1/1	0.89	0.10	-	82,82,82,82	0
57	MG	14	3382	1/1	0.70	0.17	-	85,85,85,85	0
57	MG	14	3017	1/1	0.97	0.48	-	60,60,60,60	0
57	MG	1H	3207	1/1	0.79	0.72	-	87,87,87,87	0
57	MG	14	3139	1/1	0.95	0.48	-	84,84,84,84	0
57	MG	1H	3211	1/1	0.68	0.50	-	79,79,79,79	0
57	MG	1H	3093	1/1	0.94	0.33	-	71,71,71,71	0
57	MG	21	302	1/1	0.98	0.14	-	46,46,46,46	0
57	MG	1H	3401	1/1	0.98	0.13	-	59,59,59,59	0
57	MG	14	3152	1/1	0.78	0.66	-	86,86,86,86	0
57	MG	14	3211	1/1	0.86	0.33	-	65,65,65,65	0
57	MG	14	3287	1/1	0.94	0.09	-	79,79,79,79	0
57	MG	14	3056	1/1	0.88	0.33	-	80,80,80,80	0
57	MG	1H	3330	1/1	0.81	0.17	-	47,47,47,47	0
57	MG	1H	3258	1/1	0.73	0.40	-	84,84,84,84	0
57	MG	14	3182	1/1	0.84	0.34	-	81,81,81,81	0
57	MG	1H	3051	1/1	0.86	0.48	-	76,76,76,76	0
57	MG	1G	1634	1/1	0.94	0.18	-	93,93,93,93	0
57	MG	14	3361	1/1	0.86	0.06	-	86,86,86,86	0
57	MG	1H	3182	1/1	0.62	0.26	-	90,90,90,90	0
57	MG	14	3311	1/1	0.97	0.06	-	71,71,71,71	0
57	MG	1H	3192	1/1	0.91	0.28	-	76,76,76,76	0
57	MG	1G	1725	1/1	0.77	0.08	-	94,94,94,94	0
57	MG	1H	3173	1/1	0.93	0.75	-	89,89,89,89	0
57	MG	1H	3397	1/1	0.96	0.14	-	64,64,64,64	0
57	MG	1H	3019	1/1	0.88	0.30	-	61,61,61,61	0
57	MG	1H	3027	1/1	0.91	0.35	-	84,84,84,84	0
57	MG	1H	3424	1/1	0.90	0.08	-	66,66,66,66	0
57	MG	14	3191	1/1	0.84	0.34	-	79,79,79,79	0

*Continued on next page...*

*Continued from previous page...*

Mol	Type	Chain	Res	Atoms	RSCC	RSR	LLDF	B-factors( $\text{\AA}^2$ )	Q<0.9
57	MG	1H	3103	1/1	0.70	0.30	-	82,82,82,82	0
57	MG	1H	3067	1/1	0.80	0.18	-	62,62,62,62	0
57	MG	1H	3527	1/1	0.78	0.11	-	113,113,113,113	0
57	MG	1G	1718	1/1	0.49	0.10	-	99,99,99,99	0
57	MG	1H	3248	1/1	0.84	0.39	-	96,96,96,96	0
57	MG	1H	3122	1/1	0.82	0.27	-	67,67,67,67	0
57	MG	14	3057	1/1	0.94	0.45	-	84,84,84,84	0
57	MG	14	3013	1/1	0.94	0.44	-	63,63,63,63	0
57	MG	14	3241	1/1	0.84	0.17	-	59,59,59,59	0
57	MG	1H	3189	1/1	0.74	0.44	-	78,78,78,78	0
57	MG	1H	3099	1/1	0.86	0.37	-	84,84,84,84	0
57	MG	1H	3347	1/1	0.97	0.20	-	56,56,56,56	0
57	MG	14	3343	1/1	0.87	0.08	-	91,91,91,91	0
57	MG	1H	3259	1/1	0.85	0.43	-	92,92,92,92	0
57	MG	25	201	1/1	0.64	0.09	-	118,118,118,118	0
57	MG	1H	3171	1/1	0.79	0.30	-	90,90,90,90	0
57	MG	1H	3318	1/1	0.97	0.20	-	54,54,54,54	0
57	MG	1H	3168	1/1	0.58	0.16	-	80,80,80,80	0
57	MG	14	3106	1/1	0.94	0.80	-	94,94,94,94	0
57	MG	14	3092	1/1	0.65	0.50	-	81,81,81,81	0
57	MG	14	3417	1/1	0.87	0.10	-	101,101,101,101	0
57	MG	1H	3121	1/1	0.74	0.95	-	80,80,80,80	0
57	MG	14	3175	1/1	0.96	0.08	-	107,107,107,107	0
57	MG	14	3360	1/1	0.88	0.10	-	88,88,88,88	0
57	MG	14	3423	1/1	0.84	0.19	-	98,98,98,98	0
57	MG	14	3164	1/1	0.95	0.32	-	80,80,80,80	0
57	MG	1G	1619	1/1	0.77	0.30	-	86,86,86,86	0
57	MG	14	3177	1/1	0.81	0.31	-	82,82,82,82	0
57	MG	14	3226	1/1	0.81	0.16	-	113,113,113,113	0
57	MG	1H	3517	1/1	0.83	0.09	-	79,79,79,79	0
57	MG	1H	3083	1/1	0.92	0.49	-	71,71,71,71	0
57	MG	1G	1729	1/1	0.70	0.05	-	114,114,114,114	0
57	MG	1G	1721	1/1	0.84	0.05	-	106,106,106,106	0
57	MG	1H	3044	1/1	0.90	0.67	-	81,81,81,81	0
57	MG	1H	3339	1/1	0.95	0.22	-	43,43,43,43	0
57	MG	1G	1601	1/1	0.95	0.19	-	70,70,70,70	0
57	MG	L8	101	1/1	0.81	0.35	-	86,86,86,86	0
57	MG	14	3436	1/1	0.81	0.14	-	115,115,115,115	0
57	MG	1G	1710	1/1	0.82	0.14	-	87,87,87,87	0
57	MG	13	1646	1/1	0.91	0.32	-	97,97,97,97	0
57	MG	1H	3064	1/1	0.96	0.36	-	63,63,63,63	0
57	MG	1H	3013	1/1	0.94	0.32	-	37,37,37,37	0

*Continued on next page...*

*Continued from previous page...*

Mol	Type	Chain	Res	Atoms	RSCC	RSR	LLDF	B-factors( $\text{\AA}^2$ )	Q<0.9
57	MG	1H	3091	1/1	0.97	0.40	-	77,77,77,77	0
57	MG	13	1732	1/1	0.90	0.08	-	81,81,81,81	0
57	MG	13	1605	1/1	0.96	0.25	-	70,70,70,70	0
57	MG	1H	3268	1/1	0.93	0.67	-	92,92,92,92	0
57	MG	13	1739	1/1	0.87	0.10	-	98,98,98,98	0
57	MG	1H	3374	1/1	0.70	0.15	-	89,89,89,89	0
57	MG	1H	3246	1/1	0.23	0.49	-	72,72,72,72	0
57	MG	1H	3274	1/1	0.54	0.47	-	83,83,83,83	0
57	MG	14	3032	1/1	0.85	0.46	-	80,80,80,80	0
57	MG	14	3063	1/1	0.90	0.37	-	52,52,52,52	0
57	MG	1H	3352	1/1	0.86	0.08	-	84,84,84,84	0
57	MG	1H	3089	1/1	0.88	0.28	-	66,66,66,66	0
57	MG	1G	1687	1/1	0.47	0.10	-	107,107,107,107	0
57	MG	1H	3188	1/1	0.58	0.68	-	95,95,95,95	0
57	MG	14	3400	1/1	0.78	0.07	-	99,99,99,99	0
57	MG	14	3162	1/1	0.64	0.61	-	67,67,67,67	0
57	MG	1H	3162	1/1	0.90	0.32	-	68,68,68,68	0
57	MG	1H	3436	1/1	0.92	0.10	-	60,60,60,60	0
57	MG	1H	3356	1/1	0.98	0.13	-	67,67,67,67	0
57	MG	1H	3041	1/1	0.98	0.25	-	51,51,51,51	0
57	MG	13	1690	1/1	0.81	0.53	-	72,72,72,72	0
57	MG	1H	3280	1/1	0.89	0.55	-	68,68,68,68	0
57	MG	13	1653	1/1	0.84	0.53	-	94,94,94,94	0
57	MG	P8	101	1/1	0.89	0.35	-	71,71,71,71	0
57	MG	14	3233	1/1	0.92	0.68	-	80,80,80,80	0
57	MG	1H	3090	1/1	0.92	0.74	-	77,77,77,77	0
57	MG	14	3367	1/1	0.89	0.17	-	96,96,96,96	0
57	MG	1H	3530	1/1	0.92	0.43	-	78,78,78,78	0
57	MG	14	3371	1/1	0.87	0.11	-	92,92,92,92	0
57	MG	13	1651	1/1	0.78	0.30	-	97,97,97,97	0
57	MG	1H	3181	1/1	0.91	0.16	-	94,94,94,94	0
57	MG	1H	3296	1/1	0.83	0.30	-	81,81,81,81	0
57	MG	1G	1676	1/1	0.53	0.12	-	107,107,107,107	0
57	MG	1G	1695	1/1	0.81	0.10	-	94,94,94,94	0
57	MG	1H	3030	1/1	0.98	0.34	-	75,75,75,75	0
57	MG	14	3309	1/1	0.89	0.15	-	72,72,72,72	0
57	MG	1H	3536	1/1	0.66	0.24	-	93,93,93,93	0
57	MG	14	3358	1/1	0.90	0.10	-	67,67,67,67	0
57	MG	68	201	1/1	0.79	0.23	-	78,78,78,78	0
57	MG	14	3051	1/1	0.97	0.31	-	72,72,72,72	0
57	MG	14	3412	1/1	0.84	0.07	-	116,116,116,116	0
57	MG	14	3035	1/1	0.90	0.86	-	79,79,79,79	0

*Continued on next page...*

*Continued from previous page...*

Mol	Type	Chain	Res	Atoms	RSCC	RSR	LLDF	B-factors( $\text{\AA}^2$ )	Q<0.9
57	MG	1H	3120	1/1	0.70	0.46	-	96,96,96,96	0
57	MG	14	3402	1/1	0.89	0.09	-	76,76,76,76	0
57	MG	13	1698	1/1	0.96	0.15	-	83,83,83,83	0
57	MG	1H	3453	1/1	0.89	0.09	-	75,75,75,75	0
57	MG	14	3157	1/1	0.62	0.69	-	89,89,89,89	0
57	MG	1H	3375	1/1	0.79	0.11	-	86,86,86,86	0
57	MG	1H	3219	1/1	0.96	0.54	-	82,82,82,82	0
57	MG	1H	3403	1/1	0.52	0.10	-	79,79,79,79	0
57	MG	1H	3485	1/1	0.79	0.15	-	84,84,84,84	0
57	MG	14	3180	1/1	0.88	0.23	-	71,71,71,71	0
57	MG	1H	3206	1/1	0.78	0.25	-	91,91,91,91	0
57	MG	1H	3507	1/1	0.98	0.09	-	61,61,61,61	0
57	MG	1H	3422	1/1	0.77	0.14	-	99,99,99,99	0
57	MG	1H	3496	1/1	0.89	0.06	-	94,94,94,94	0
57	MG	1G	1689	1/1	0.94	0.11	-	89,89,89,89	0
57	MG	1H	3449	1/1	0.67	0.19	-	86,86,86,86	0
57	MG	1H	3276	1/1	0.85	0.36	-	90,90,90,90	0
57	MG	1H	3354	1/1	0.94	0.10	-	73,73,73,73	0
57	MG	1H	3128	1/1	0.88	0.14	-	79,79,79,79	0
57	MG	1H	3190	1/1	0.83	0.41	-	75,75,75,75	0
57	MG	14	3094	1/1	0.75	0.96	-	70,70,70,70	0
57	MG	1H	3193	1/1	0.89	0.52	-	93,93,93,93	0
57	MG	1H	3212	1/1	0.64	0.20	-	65,65,65,65	0
57	MG	1H	3335	1/1	0.97	0.12	-	53,53,53,53	0
57	MG	14	3199	1/1	1.00	0.20	-	78,78,78,78	0
57	MG	1H	3462	1/1	0.93	0.15	-	48,48,48,48	0
57	MG	1H	3389	1/1	0.86	0.18	-	58,58,58,58	0
57	MG	14	3445	1/1	0.53	0.14	-	92,92,92,92	0
57	MG	2L	102	1/1	0.69	0.64	-	90,90,90,90	0
57	MG	1G	1670	1/1	0.89	0.11	-	99,99,99,99	0
57	MG	1H	3158	1/1	0.84	0.48	-	71,71,71,71	0
57	MG	1H	3460	1/1	0.95	0.15	-	64,64,64,64	0
57	MG	1G	1732	1/1	0.74	0.08	-	114,114,114,114	0
57	MG	14	3024	1/1	0.90	0.13	-	77,77,77,77	0
57	MG	1H	3245	1/1	0.88	0.53	-	78,78,78,78	0
57	MG	13	1643	1/1	0.75	0.42	-	86,86,86,86	0
57	MG	1H	3543	1/1	0.79	0.33	-	90,90,90,90	0
57	MG	13	1740	1/1	0.90	0.10	-	70,70,70,70	0
57	MG	1H	3265	1/1	0.73	0.15	-	77,77,77,77	0
57	MG	1H	3532	1/1	0.90	0.21	-	76,76,76,76	0
57	MG	1H	3541	1/1	0.92	0.10	-	81,81,81,81	0
57	MG	13	1744	1/1	0.79	0.10	-	98,98,98,98	0

*Continued on next page...*

*Continued from previous page...*

Mol	Type	Chain	Res	Atoms	RSCC	RSR	LLDF	B-factors( $\text{\AA}^2$ )	Q<0.9
57	MG	1H	3300	1/1	0.95	0.24	-	87,87,87,87	0
57	MG	1H	3429	1/1	0.92	0.16	-	68,68,68,68	0
57	MG	1H	3077	1/1	0.65	0.26	-	56,56,56,56	0
57	MG	14	3230	1/1	0.96	1.18	-	86,86,86,86	0
57	MG	1G	1731	1/1	0.93	0.06	-	94,94,94,94	0
57	MG	1G	1712	1/1	0.80	0.13	-	108,108,108,108	0
57	MG	1H	3421	1/1	0.79	0.06	-	102,102,102,102	0
57	MG	14	3288	1/1	0.85	0.06	-	93,93,93,93	0
57	MG	1G	1703	1/1	0.54	0.13	-	95,95,95,95	0
57	MG	1H	3390	1/1	0.95	0.12	-	68,68,68,68	0
57	MG	1H	3155	1/1	0.72	0.22	-	91,91,91,91	0
57	MG	1H	3420	1/1	0.92	0.07	-	78,78,78,78	0
57	MG	14	3243	1/1	0.91	0.09	-	100,100,100,100	0
57	MG	1H	3426	1/1	0.88	0.17	-	74,74,74,74	0
57	MG	1H	3438	1/1	0.95	0.17	-	46,46,46,46	0
57	MG	14	3362	1/1	0.96	0.07	-	94,94,94,94	0
57	MG	14	3325	1/1	0.88	0.12	-	83,83,83,83	0
57	MG	14	3426	1/1	0.87	0.13	-	94,94,94,94	0
57	MG	14	3442	1/1	0.90	0.10	-	98,98,98,98	0
57	MG	14	3052	1/1	0.86	0.47	-	79,79,79,79	0
57	MG	1G	1697	1/1	0.74	0.13	-	91,91,91,91	0
57	MG	31	301	1/1	0.93	0.26	-	63,63,63,63	0
57	MG	1H	3467	1/1	0.86	0.03	-	89,89,89,89	0
57	MG	14	3430	1/1	0.43	0.16	-	109,109,109,109	0
57	MG	14	3081	1/1	0.79	0.36	-	81,81,81,81	0
57	MG	13	1737	1/1	0.89	0.08	-	111,111,111,111	0
57	MG	1H	3546	1/1	0.85	0.07	-	116,116,116,116	0
57	MG	16	208	1/1	0.85	0.37	-	79,79,79,79	0
57	MG	1H	3302	1/1	0.93	0.52	-	81,81,81,81	0
57	MG	Q8	101	1/1	0.90	0.26	-	81,81,81,81	0
57	MG	14	3229	1/1	0.88	0.28	-	76,76,76,76	0
57	MG	1H	3316	1/1	0.70	0.48	-	89,89,89,89	0
57	MG	14	3342	1/1	0.96	0.07	-	69,69,69,69	0
57	MG	14	3190	1/1	0.70	0.67	-	85,85,85,85	0
57	MG	1G	1683	1/1	0.83	0.08	-	105,105,105,105	0
57	MG	1G	1690	1/1	0.87	0.16	-	89,89,89,89	0
57	MG	2K	103	1/1	0.84	0.38	-	89,89,89,89	0
57	MG	14	3047	1/1	0.97	0.26	-	81,81,81,81	0
57	MG	1H	3247	1/1	0.92	0.39	-	101,101,101,101	0
57	MG	1H	3428	1/1	0.96	0.07	-	66,66,66,66	0
57	MG	1H	3430	1/1	0.85	0.18	-	56,56,56,56	0
57	MG	13	1618	1/1	0.93	0.59	-	60,60,60,60	0

*Continued on next page...*



*Continued from previous page...*

Mol	Type	Chain	Res	Atoms	RSCC	RSR	LLDF	B-factors(Å <sup>2</sup> )	Q<0.9
57	MG	1H	3304	1/1	0.89	0.43	-	85,85,85,85	0
57	MG	1H	3020	1/1	0.93	0.26	-	47,47,47,47	0
57	MG	1H	3201	1/1	0.76	0.37	-	88,88,88,88	0
57	MG	1H	3261	1/1	0.56	0.41	-	77,77,77,77	0
57	MG	1H	3114	1/1	0.89	0.68	-	67,67,67,67	0
57	MG	1H	3107	1/1	0.94	0.44	-	72,72,72,72	0
57	MG	F8	101	1/1	0.83	0.43	-	86,86,86,86	0
57	MG	1H	3408	1/1	0.93	0.04	-	77,77,77,77	0
57	MG	14	3176	1/1	0.87	0.35	-	69,69,69,69	0
57	MG	1H	3288	1/1	0.95	0.30	-	77,77,77,77	0
57	MG	14	3071	1/1	0.93	0.24	-	63,63,63,63	0
57	MG	1G	1633	1/1	0.88	0.17	-	89,89,89,89	0
57	MG	1H	3475	1/1	0.88	0.09	-	82,82,82,82	0
57	MG	1H	3537	1/1	0.91	0.18	-	60,60,60,60	0
57	MG	1G	1663	1/1	0.83	0.91	-	94,94,94,94	0
57	MG	14	3346	1/1	0.93	0.09	-	88,88,88,88	0
57	MG	1J	201	1/1	0.82	0.29	-	86,86,86,86	0
57	MG	1H	3149	1/1	0.83	0.29	-	86,86,86,86	0
57	MG	1H	3317	1/1	0.77	0.49	-	83,83,83,83	0
57	MG	14	3020	1/1	0.96	0.42	-	61,61,61,61	0
57	MG	14	3419	1/1	0.92	0.11	-	89,89,89,89	0
57	MG	1G	1696	1/1	0.57	0.07	-	112,112,112,112	0
57	MG	13	1615	1/1	0.86	0.23	-	73,73,73,73	0
57	MG	E5	101	1/1	0.89	0.08	-	100,100,100,100	0
57	MG	14	3200	1/1	0.80	0.20	-	86,86,86,86	0
57	MG	1H	3049	1/1	0.97	0.44	-	69,69,69,69	0
57	MG	1H	3229	1/1	0.93	0.38	-	64,64,64,64	0
57	MG	14	3284	1/1	0.57	0.15	-	105,105,105,105	0
57	MG	13	1741	1/1	0.88	0.05	-	92,92,92,92	0
57	MG	1H	3006	1/1	0.89	0.44	-	71,71,71,71	0
57	MG	1H	3287	1/1	0.89	0.39	-	78,78,78,78	0
57	MG	1H	3267	1/1	0.87	0.54	-	68,68,68,68	0
57	MG	1H	3214	1/1	0.89	0.26	-	86,86,86,86	0
57	MG	1H	3487	1/1	0.83	0.10	-	89,89,89,89	0
57	MG	1H	3477	1/1	0.95	0.12	-	68,68,68,68	0
57	MG	1H	3034	1/1	0.93	0.38	-	72,72,72,72	0
57	MG	1H	3208	1/1	0.91	0.45	-	78,78,78,78	0
57	MG	1G	1649	1/1	0.98	0.38	-	89,89,89,89	0
57	MG	14	3009	1/1	0.95	0.26	-	68,68,68,68	0
57	MG	14	3209	1/1	0.73	0.28	-	85,85,85,85	0
57	MG	14	3334	1/1	0.88	0.10	-	80,80,80,80	0
57	MG	14	3153	1/1	0.94	0.59	-	65,65,65,65	0

*Continued on next page...*

*Continued from previous page...*

Mol	Type	Chain	Res	Atoms	RSCC	RSR	LLDF	B-factors( $\text{\AA}^2$ )	Q<0.9
57	MG	14	3405	1/1	0.95	0.06	-	83,83,83,83	0
57	MG	14	3424	1/1	0.56	0.17	-	100,100,100,100	0
57	MG	13	1603	1/1	0.91	0.12	-	116,116,116,116	0
57	MG	1G	1648	1/1	0.81	0.39	-	79,79,79,79	0
57	MG	14	3415	1/1	0.89	0.27	-	81,81,81,81	0
57	MG	13	1686	1/1	0.81	0.31	-	74,74,74,74	0
57	MG	1H	3133	1/1	0.68	0.49	-	78,78,78,78	0
57	MG	13	1638	1/1	0.94	0.08	-	78,78,78,78	0
57	MG	14	3080	1/1	0.94	0.35	-	51,51,51,51	0
57	MG	14	3273	1/1	0.85	0.06	-	72,72,72,72	0
57	MG	1H	3061	1/1	0.59	0.45	-	76,76,76,76	0
57	MG	1H	3123	1/1	0.80	0.61	-	65,65,65,65	0
57	MG	14	3406	1/1	0.72	0.15	-	100,100,100,100	0
57	MG	1G	1716	1/1	0.56	0.13	-	119,119,119,119	0
57	MG	1J	206	1/1	0.44	0.16	-	109,109,109,109	0
57	MG	14	3173	1/1	0.46	0.16	-	98,98,98,98	0
57	MG	14	3008	1/1	0.67	0.40	-	90,90,90,90	0
57	MG	14	3370	1/1	0.85	0.12	-	74,74,74,74	0
57	MG	1H	3319	1/1	0.95	0.17	-	56,56,56,56	0
57	MG	1H	3080	1/1	0.87	0.53	-	103,103,103,103	0
57	MG	13	1680	1/1	0.65	0.60	-	94,94,94,94	0
57	MG	1H	3336	1/1	0.90	0.16	-	50,50,50,50	0
57	MG	14	3171	1/1	0.90	0.17	-	57,57,57,57	0
57	MG	1G	1624	1/1	0.86	0.44	-	76,76,76,76	0
57	MG	88	202	1/1	0.82	0.33	-	72,72,72,72	0
57	MG	14	3387	1/1	0.89	0.13	-	80,80,80,80	0
57	MG	14	3161	1/1	0.84	0.89	-	79,79,79,79	0
57	MG	1H	3185	1/1	0.77	0.35	-	90,90,90,90	0
57	MG	1H	3513	1/1	0.92	0.16	-	97,97,97,97	0
57	MG	14	3069	1/1	0.95	0.13	-	93,93,93,93	0
57	MG	1G	1669	1/1	0.89	0.06	-	95,95,95,95	0
57	MG	1H	3380	1/1	0.89	0.17	-	58,58,58,58	0
57	MG	1H	3079	1/1	0.90	0.28	-	45,45,45,45	0
57	MG	1H	3459	1/1	0.86	0.14	-	82,82,82,82	0
57	MG	1H	3309	1/1	0.87	0.74	-	74,74,74,74	0
57	MG	13	1721	1/1	0.90	0.10	-	71,71,71,71	0
57	MG	1G	1705	1/1	0.83	0.07	-	107,107,107,107	0
57	MG	1G	1657	1/1	0.96	0.23	-	66,66,66,66	0
57	MG	1H	3320	1/1	0.79	0.41	-	80,80,80,80	0
57	MG	14	3099	1/1	0.89	0.35	-	77,77,77,77	0
57	MG	1H	3366	1/1	0.92	0.15	-	62,62,62,62	0
57	MG	1H	3082	1/1	0.84	0.39	-	76,76,76,76	0

*Continued on next page...*

*Continued from previous page...*

Mol	Type	Chain	Res	Atoms	RSCC	RSR	LLDF	B-factors( $\text{\AA}^2$ )	Q<0.9
57	MG	1G	1618	1/1	0.88	0.24	-	89,89,89,89	0
57	MG	1G	1620	1/1	0.81	0.27	-	79,79,79,79	0
57	MG	1H	3127	1/1	0.84	0.38	-	84,84,84,84	0
57	MG	14	3067	1/1	0.95	0.35	-	69,69,69,69	0
57	MG	1G	1630	1/1	0.47	0.49	-	106,106,106,106	0
57	MG	14	3082	1/1	0.77	0.34	-	90,90,90,90	0
57	MG	1H	3150	1/1	0.94	0.30	-	67,67,67,67	0
57	MG	14	3001	1/1	0.93	0.16	-	52,52,52,52	0
57	MG	13	1709	1/1	0.50	0.17	-	92,92,92,92	0
57	MG	14	3313	1/1	0.99	0.10	-	68,68,68,68	0
57	MG	1H	3531	1/1	0.83	0.09	-	98,98,98,98	0
57	MG	1H	3450	1/1	0.84	0.41	-	80,80,80,80	0
57	MG	1H	3068	1/1	0.97	0.58	-	71,71,71,71	0
57	MG	13	1733	1/1	0.78	0.05	-	90,90,90,90	0
57	MG	1H	3371	1/1	0.84	0.17	-	59,59,59,59	0
57	MG	1G	1659	1/1	0.93	0.26	-	84,84,84,84	0
57	MG	1H	3186	1/1	0.64	0.43	-	94,94,94,94	0
57	MG	C5	201	1/1	0.89	0.08	-	103,103,103,103	0
57	MG	1H	3293	1/1	0.97	0.45	-	46,46,46,46	0
57	MG	2K	102	1/1	0.76	0.32	-	92,92,92,92	0
57	MG	14	3220	1/1	0.67	0.28	-	84,84,84,84	0
57	MG	13	1626	1/1	0.89	0.28	-	67,67,67,67	0
57	MG	1H	3312	1/1	0.87	0.23	-	94,94,94,94	0
57	MG	13	1631	1/1	0.93	0.24	-	78,78,78,78	0
57	MG	1H	3499	1/1	0.79	0.16	-	85,85,85,85	0
57	MG	1H	3100	1/1	0.79	0.16	-	62,62,62,62	0
57	MG	13	1604	1/1	0.98	0.32	-	77,77,77,77	0
57	MG	2K	104	1/1	0.96	0.06	-	89,89,89,89	0
57	MG	14	3151	1/1	0.76	0.20	-	87,87,87,87	0
57	MG	1H	3159	1/1	0.98	0.30	-	74,74,74,74	0
57	MG	13	1663	1/1	0.82	0.19	-	76,76,76,76	0
57	MG	14	3340	1/1	0.91	0.08	-	81,81,81,81	0
57	MG	1H	3277	1/1	0.86	0.55	-	82,82,82,82	0
57	MG	14	3115	1/1	0.92	0.41	-	48,48,48,48	0
57	MG	1H	3011	1/1	0.94	0.24	-	73,73,73,73	0
57	MG	1H	3406	1/1	0.96	0.16	-	46,46,46,46	0
57	MG	29	303	1/1	0.98	0.13	-	52,52,52,52	0
57	MG	14	3037	1/1	0.96	0.34	-	57,57,57,57	0
57	MG	14	3384	1/1	0.94	0.10	-	72,72,72,72	0
57	MG	14	3337	1/1	0.85	0.14	-	63,63,63,63	0
57	MG	14	3431	1/1	0.86	0.09	-	99,99,99,99	0
57	MG	13	1668	1/1	0.89	0.86	-	96,96,96,96	0

*Continued on next page...*

*Continued from previous page...*

Mol	Type	Chain	Res	Atoms	RSCC	RSR	LLDF	B-factors( $\text{\AA}^2$ )	Q<0.9
57	MG	14	3059	1/1	0.97	0.26	-	70,70,70,70	0
57	MG	1H	3400	1/1	0.93	0.20	-	54,54,54,54	0
57	MG	14	3030	1/1	0.94	0.45	-	89,89,89,89	0
57	MG	1H	3239	1/1	0.90	0.52	-	92,92,92,92	0
57	MG	1H	3007	1/1	0.95	0.16	-	58,58,58,58	0
57	MG	14	3207	1/1	0.75	0.44	-	79,79,79,79	0
57	MG	1H	3105	1/1	0.88	0.44	-	79,79,79,79	0
57	MG	14	3084	1/1	0.95	0.31	-	87,87,87,87	0
57	MG	14	3196	1/1	0.90	0.27	-	78,78,78,78	0
57	MG	14	3043	1/1	0.93	0.39	-	83,83,83,83	0
57	MG	14	3028	1/1	0.93	0.32	-	61,61,61,61	0
57	MG	13	1749	1/1	0.92	0.11	-	110,110,110,110	0
57	MG	1H	3169	1/1	0.91	0.94	-	82,82,82,82	0
57	MG	14	3018	1/1	0.93	0.34	-	78,78,78,78	0
57	MG	14	3097	1/1	0.73	0.44	-	90,90,90,90	0
57	MG	13	1730	1/1	0.82	0.14	-	112,112,112,112	0
57	MG	14	3347	1/1	0.98	0.09	-	83,83,83,83	0
57	MG	13	1657	1/1	0.90	0.26	-	87,87,87,87	0
57	MG	1H	3148	1/1	0.90	0.22	-	80,80,80,80	0
57	MG	1H	3237	1/1	0.88	0.17	-	73,73,73,73	0
57	MG	14	3206	1/1	0.88	0.80	-	80,80,80,80	0
57	MG	1G	1691	1/1	0.94	0.08	-	114,114,114,114	0
57	MG	1H	3180	1/1	0.67	0.38	-	88,88,88,88	0
57	MG	1H	3484	1/1	0.71	0.08	-	103,103,103,103	0
57	MG	13	1608	1/1	0.91	0.13	-	71,71,71,71	0
57	MG	14	3107	1/1	0.92	0.24	-	65,65,65,65	0
57	MG	1H	3373	1/1	0.78	0.11	-	76,76,76,76	0
57	MG	14	3398	1/1	0.74	0.14	-	109,109,109,109	0
57	MG	1H	3432	1/1	0.93	0.09	-	60,60,60,60	0
57	MG	1H	3297	1/1	0.87	0.17	-	78,78,78,78	0
57	MG	16	210	1/1	0.95	0.06	-	78,78,78,78	0
57	MG	1H	3345	1/1	0.99	0.12	-	51,51,51,51	0
57	MG	14	3350	1/1	0.79	0.10	-	101,101,101,101	0
57	MG	14	3120	1/1	0.96	0.28	-	75,75,75,75	0
57	MG	13	1674	1/1	0.78	0.37	-	80,80,80,80	0
57	MG	1H	3053	1/1	0.92	0.78	-	66,66,66,66	0
57	MG	1H	3303	1/1	0.86	0.48	-	76,76,76,76	0
57	MG	14	3434	1/1	0.89	0.14	-	103,103,103,103	0
57	MG	1G	1613	1/1	0.97	0.35	-	83,83,83,83	0
57	MG	1G	1733	1/1	0.97	0.05	-	114,114,114,114	0
57	MG	14	3429	1/1	0.84	0.18	-	92,92,92,92	0
57	MG	1H	3455	1/1	0.97	0.13	-	48,48,48,48	0

*Continued on next page...*

*Continued from previous page...*

Mol	Type	Chain	Res	Atoms	RSCC	RSR	LLDF	B-factors( $\text{\AA}^2$ )	Q<0.9
57	MG	14	3262	1/1	0.93	0.12	-	55,55,55,55	0
57	MG	1H	3236	1/1	0.92	0.36	-	70,70,70,70	0
57	MG	13	1708	1/1	0.88	0.10	-	103,103,103,103	0
57	MG	13	1691	1/1	0.96	0.41	-	85,85,85,85	0
57	MG	14	3232	1/1	0.76	0.33	-	81,81,81,81	0
57	MG	14	3308	1/1	0.97	0.13	-	86,86,86,86	0
57	MG	1G	1715	1/1	0.46	0.19	-	99,99,99,99	0
57	MG	14	3345	1/1	0.82	0.08	-	87,87,87,87	0
57	MG	1H	3325	1/1	0.84	0.38	-	88,88,88,88	0
57	MG	13	1727	1/1	0.96	0.10	-	90,90,90,90	0
57	MG	13	1661	1/1	0.87	0.50	-	96,96,96,96	0
57	MG	14	3314	1/1	0.94	0.07	-	80,80,80,80	0
57	MG	1H	3495	1/1	0.90	0.09	-	98,98,98,98	0
57	MG	13	1622	1/1	0.92	0.35	-	74,74,74,74	0
57	MG	1G	1681	1/1	0.67	0.29	-	91,91,91,91	0
57	MG	1H	3117	1/1	0.77	0.37	-	54,54,54,54	0
57	MG	13	1662	1/1	0.93	0.20	-	92,92,92,92	0
57	MG	1H	3323	1/1	0.85	0.23	-	75,75,75,75	0
57	MG	14	3234	1/1	0.80	0.28	-	56,56,56,56	0
57	MG	13	1687	1/1	0.75	0.39	-	91,91,91,91	0
57	MG	14	3119	1/1	0.98	0.38	-	79,79,79,79	0
57	MG	13	1679	1/1	0.63	0.29	-	92,92,92,92	0
57	MG	14	3414	1/1	0.90	0.10	-	101,101,101,101	0
57	MG	1H	3516	1/1	0.52	0.16	-	98,98,98,98	0
57	MG	1H	3172	1/1	0.88	0.26	-	84,84,84,84	0
57	MG	1H	3493	1/1	0.95	0.07	-	83,83,83,83	0
57	MG	1H	3009	1/1	0.72	0.44	-	77,77,77,77	0
57	MG	13	1699	1/1	0.84	0.11	-	78,78,78,78	0
57	MG	1G	1693	1/1	0.79	0.09	-	105,105,105,105	0
57	MG	1H	3230	1/1	0.93	0.22	-	87,87,87,87	0
57	MG	68	202	1/1	0.93	0.22	-	83,83,83,83	0
57	MG	14	3130	1/1	0.92	0.39	-	70,70,70,70	0
57	MG	13	1706	1/1	0.93	0.10	-	77,77,77,77	0
57	MG	1H	3235	1/1	0.82	0.52	-	99,99,99,99	0
57	MG	1H	3111	1/1	0.83	0.50	-	73,73,73,73	0
57	MG	1H	3078	1/1	0.71	0.37	-	79,79,79,79	0
57	MG	1H	3015	1/1	0.94	0.40	-	65,65,65,65	0
57	MG	1H	3240	1/1	0.94	0.38	-	67,67,67,67	0
57	MG	13	1743	1/1	0.66	0.12	-	110,110,110,110	0
57	MG	1G	1722	1/1	0.87	0.07	-	107,107,107,107	0
57	MG	14	3246	1/1	0.74	0.22	-	58,58,58,58	0
57	MG	13	1736	1/1	0.83	0.07	-	100,100,100,100	0

*Continued on next page...*

*Continued from previous page...*

Mol	Type	Chain	Res	Atoms	RSCC	RSR	LLDF	B-factors( $\text{\AA}^2$ )	Q<0.9
57	MG	1H	3295	1/1	0.58	0.16	-	70,70,70,70	0
57	MG	1H	3224	1/1	0.87	0.45	-	90,90,90,90	0
57	MG	13	1700	1/1	0.98	0.04	-	94,94,94,94	0
57	MG	1G	1673	1/1	0.90	0.10	-	92,92,92,92	0
57	MG	14	3365	1/1	0.89	0.09	-	102,102,102,102	0
57	MG	1H	3241	1/1	0.89	0.13	-	64,64,64,64	0
57	MG	1H	3479	1/1	0.89	0.06	-	78,78,78,78	0
57	MG	1H	3473	1/1	0.95	0.16	-	62,62,62,62	0
57	MG	1H	3289	1/1	0.63	0.31	-	78,78,78,78	0
57	MG	14	3427	1/1	0.89	0.10	-	91,91,91,91	0
57	MG	1G	1603	1/1	0.96	0.26	-	79,79,79,79	0
57	MG	13	1748	1/1	0.78	0.12	-	119,119,119,119	0
57	MG	1H	3365	1/1	0.81	0.12	-	72,72,72,72	0
57	MG	14	3274	1/1	0.84	0.08	-	78,78,78,78	0
57	MG	14	3201	1/1	0.84	0.58	-	68,68,68,68	0
57	MG	14	3011	1/1	0.96	0.39	-	51,51,51,51	0
57	MG	13	1617	1/1	0.95	0.70	-	78,78,78,78	0
57	MG	14	3223	1/1	0.92	0.12	-	91,91,91,91	0
57	MG	13	1635	1/1	0.88	0.22	-	99,99,99,99	0
57	MG	14	3044	1/1	0.97	0.51	-	48,48,48,48	0
57	MG	1G	1644	1/1	0.75	0.37	-	107,107,107,107	0
57	MG	1J	203	1/1	0.93	0.23	-	91,91,91,91	0
57	MG	14	3192	1/1	0.75	0.31	-	82,82,82,82	0
57	MG	14	3369	1/1	0.85	0.08	-	99,99,99,99	0
57	MG	31	302	1/1	0.85	0.21	-	73,73,73,73	0
57	MG	1H	3232	1/1	0.64	0.50	-	85,85,85,85	0
57	MG	14	3440	1/1	0.31	0.12	-	101,101,101,101	0
57	MG	1H	3528	1/1	0.82	0.11	-	107,107,107,107	0
57	MG	1H	3369	1/1	0.94	0.20	-	59,59,59,59	0
57	MG	1H	3483	1/1	0.91	0.20	-	102,102,102,102	0
57	MG	14	3300	1/1	0.71	0.24	-	56,56,56,56	0
57	MG	1G	1700	1/1	0.93	0.08	-	93,93,93,93	0
57	MG	1H	3243	1/1	0.97	0.22	-	79,79,79,79	0
57	MG	1H	3544	1/1	0.93	0.10	-	70,70,70,70	0
57	MG	13	1701	1/1	0.84	0.09	-	102,102,102,102	0
57	MG	1G	1628	1/1	0.94	0.62	-	76,76,76,76	0
57	MG	1G	1713	1/1	0.14	0.13	-	142,142,142,142	0
57	MG	1G	1611	1/1	0.89	0.69	-	77,77,77,77	0
57	MG	1G	1726	1/1	0.86	0.11	-	113,113,113,113	0
57	MG	1H	3131	1/1	0.93	0.35	-	75,75,75,75	0
57	MG	1H	3001	1/1	0.95	0.30	-	61,61,61,61	0
57	MG	1G	1711	1/1	0.63	0.31	-	102,102,102,102	0

*Continued on next page...*

*Continued from previous page...*

Mol	Type	Chain	Res	Atoms	RSCC	RSR	LLDF	B-factors( $\text{\AA}^2$ )	Q<0.9
57	MG	14	3125	1/1	0.95	0.48	-	70,70,70,70	0
57	MG	13	1689	1/1	0.77	1.04	-	82,82,82,82	0
57	MG	14	3102	1/1	0.96	0.14	-	73,73,73,73	0
57	MG	1G	1723	1/1	0.83	0.12	-	101,101,101,101	0
57	MG	1H	3310	1/1	0.91	0.69	-	87,87,87,87	0
57	MG	1G	1701	1/1	0.60	0.11	-	109,109,109,109	0
57	MG	14	3348	1/1	0.91	0.07	-	92,92,92,92	0
57	MG	13	1648	1/1	0.96	0.17	-	77,77,77,77	0
57	MG	1H	3324	1/1	0.93	0.40	-	66,66,66,66	0
57	MG	13	1726	1/1	0.81	0.17	-	73,73,73,73	0
57	MG	1H	3203	1/1	0.88	0.36	-	74,74,74,74	0
57	MG	13	1667	1/1	0.95	0.14	-	78,78,78,78	0
57	MG	1H	3266	1/1	0.57	0.30	-	89,89,89,89	0
57	MG	13	1746	1/1	0.92	0.04	-	90,90,90,90	0
57	MG	1G	1642	1/1	0.95	0.23	-	82,82,82,82	0
57	MG	14	3363	1/1	0.97	0.04	-	80,80,80,80	0
57	MG	14	3065	1/1	0.97	0.36	-	60,60,60,60	0
57	MG	1H	3184	1/1	0.81	0.24	-	93,93,93,93	0
57	MG	13	1711	1/1	0.93	0.04	-	69,69,69,69	0
57	MG	1G	1694	1/1	0.88	0.06	-	84,84,84,84	0
57	MG	13	1731	1/1	0.97	0.07	-	73,73,73,73	0
57	MG	35	202	1/1	0.81	0.35	-	84,84,84,84	0
57	MG	1H	3315	1/1	0.81	0.36	-	99,99,99,99	0

## 6.5 Other polymers [i](#)

There are no such residues in this entry.