



Full wwPDB X-ray Structure Validation Report ⓘ

Feb 9, 2017 – 12:14 PM EST

PDB ID : 1IF1
Title : INTERFERON REGULATORY FACTOR 1 (IRF-1) COMPLEX WITH DNA
Authors : Escalante, C.R.; Yie, J.; Thanos, D.; Aggarwal, A.
Deposited on : 1997-09-12
Resolution : 3.00 Å(reported)

This is a Full wwPDB X-ray Structure Validation Report for a publicly released PDB entry.

We welcome your comments at validation@mail.wwpdb.org

A user guide is available at

<http://wwpdb.org/validation/2016/XrayValidationReportHelp>

with specific help available everywhere you see the ⓘ symbol.

The following versions of software and data (see [references ⓘ](#)) were used in the production of this report:

MolProbity : 4.02b-467
Mogul : unknown
Xtriage (Phenix) : **NOT EXECUTED**
EDS : **NOT EXECUTED**
Percentile statistics : 20151230.v01 (using entries in the PDB archive December 30th 2015)
Ideal geometry (proteins) : Engh & Huber (2001)
Ideal geometry (DNA, RNA) : Parkinson et al. (1996)
Validation Pipeline (wwPDB-VP) : rb-20028442

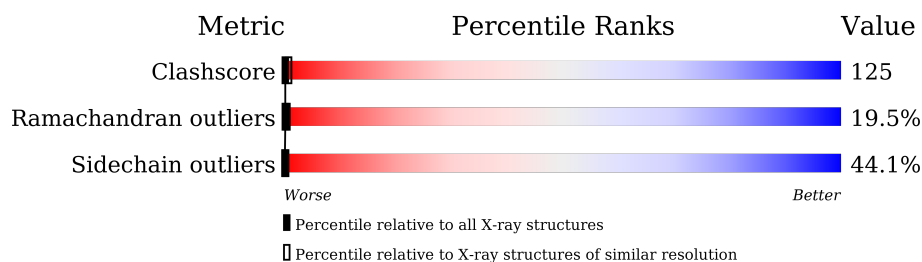
1 Overall quality at a glance

The following experimental techniques were used to determine the structure:

X-RAY DIFFRACTION

The reported resolution of this entry is 3.00 Å.

Percentile scores (ranging between 0-100) for global validation metrics of the entry are shown in the following graphic. The table shows the number of entries on which the scores are based.



Metric	Whole archive (#Entries)	Similar resolution (#Entries, resolution range(Å))
Clashscore	102246	1912 (3.00-3.00)
Ramachandran outliers	100387	1853 (3.00-3.00)
Sidechain outliers	100360	1856 (3.00-3.00)

The table below summarises the geometric issues observed across the polymeric chains and their fit to the electron density. The red, orange, yellow and green segments on the lower bar indicate the fraction of residues that contain outliers for ≥ 3 , 2, 1 and 0 types of geometric quality criteria. A grey segment represents the fraction of residues that are not modelled. The numeric value for each fraction is indicated below the corresponding segment, with a dot representing fractions $\leq 5\%$. The upper red bar (where present) indicates the fraction of residues that have poor fit to the electron density. The numeric value is given above the bar.

Note EDS was not executed.

Mol	Chain	Length	Quality of chain
1	C	26	
1	D	26	
2	A	113	
2	B	113	

2 Entry composition

There are 3 unique types of molecules in this entry. The entry contains 2779 atoms, of which 0 are hydrogens and 0 are deuteriums.

In the tables below, the ZeroOcc column contains the number of atoms modelled with zero occupancy, the AltConf column contains the number of residues with at least one atom in alternate conformation and the Trace column contains the number of residues modelled with at most 2 atoms.

- Molecule 1 is a DNA chain called DNA (26-MER).

Mol	Chain	Residues	Atoms					ZeroOcc	AltConf	Trace
1	C	26	Total	C	N	O	P	0	0	0
			527	255	96	152	24			
1	D	26	Total	C	N	O	P	0	0	0
			527	255	96	152	24			

- Molecule 2 is a protein called PROTEIN (INTERFERON REGULATORY FACTOR 1).

Mol	Chain	Residues	Atoms					ZeroOcc	AltConf	Trace
2	A	105	Total	C	N	O	S	0	0	0
			857	545	155	150	7			
2	B	104	Total	C	N	O	S	0	0	0
			858	546	157	148	7			

There are 2 discrepancies between the modelled and reference sequences:

Chain	Residue	Modelled	Actual	Comment	Reference
A	5	TRP	ARG	CONFLICT	UNP P15314
B	5	TRP	ARG	CONFLICT	UNP P15314

- Molecule 3 is water.

Mol	Chain	Residues	Atoms		ZeroOcc	AltConf
3	A	1	Total	O	0	0
			1	1		
3	B	2	Total	O	0	0
			2	2		
3	C	4	Total	O	0	0
			4	4		
3	D	3	Total	O	0	0
			3	3		

3 Residue-property plots

These plots are drawn for all protein, RNA and DNA chains in the entry. The first graphic for a chain summarises the proportions of errors displayed in the second graphic. The second graphic shows the sequence view annotated by issues in geometry and electron density. Residues are color-coded according to the number of geometric quality criteria for which they contain at least one outlier: green = 0, yellow = 1, orange = 2 and red = 3 or more. A red dot above a residue indicates a poor fit to the electron density ($RSRZ > 2$). Stretches of 2 or more consecutive residues without any outlier are shown as a green connector. Residues present in the sample, but not in the model, are shown in grey.

Note EDS was not executed.

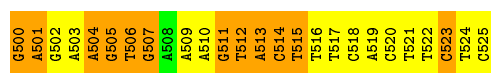
- Molecule 1: DNA (26-MER)

Chain C: 



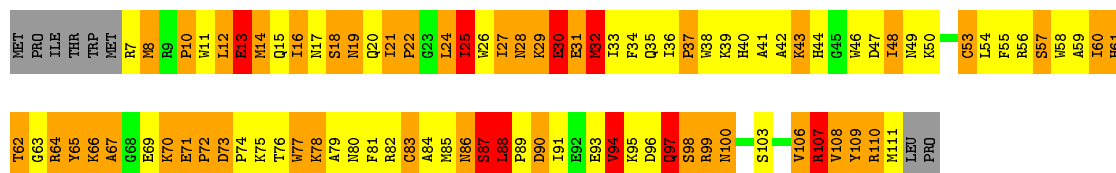
- Molecule 1: DNA (26-MER)

Chain D: 



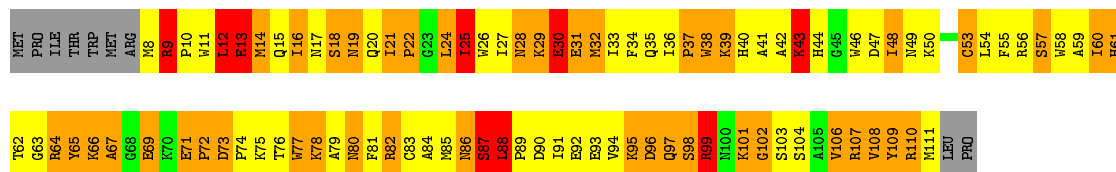
- Molecule 2: PROTEIN (INTERFERON REGULATORY FACTOR 1)

Chain A: 



- Molecule 2: PROTEIN (INTERFERON REGULATORY FACTOR 1)

Chain B: 



4 Data and refinement statistics

Xtriage (Phenix) and EDS were not executed - this section is therefore incomplete.

Property	Value	Source
Space group	H 3	Depositor
Cell constants a, b, c, α , β , γ	84.80Å 84.80Å 203.70Å 90.00° 90.00° 120.00°	Depositor
Resolution (Å)	12.00 – 3.00	Depositor
% Data completeness (in resolution range)	(Not available) (12.00-3.00)	Depositor
R_{merge}	0.06	Depositor
R_{sym}	0.06	Depositor
Refinement program	X-PLOR 3.8	Depositor
R, R_{free}	0.242 , 0.309	Depositor
Estimated twinning fraction	No twinning to report.	Xtriage
Total number of atoms	2779	wwPDB-VP
Average B, all atoms (Å ²)	29.0	wwPDB-VP

5 Model quality

5.1 Standard geometry

The Z score for a bond length (or angle) is the number of standard deviations the observed value is removed from the expected value. A bond length (or angle) with $|Z| > 5$ is considered an outlier worth inspection. RMSZ is the root-mean-square of all Z scores of the bond lengths (or angles).

Mol	Chain	Bond lengths		Bond angles	
		RMSZ	# Z >5	RMSZ	# Z >5
1	C	1.56	6/590 (1.0%)	1.49	7/907 (0.8%)
1	D	1.68	7/590 (1.2%)	1.50	11/907 (1.2%)
2	A	1.01	1/882 (0.1%)	1.25	8/1192 (0.7%)
2	B	0.93	0/883	1.17	4/1191 (0.3%)
All	All	1.27	14/2945 (0.5%)	1.34	30/4197 (0.7%)

Chiral center outliers are detected by calculating the chiral volume of a chiral center and verifying if the center is modelled as a planar moiety or with the opposite hand. A planarity outlier is detected by checking planarity of atoms in a peptide group, atoms in a mainchain group or atoms of a sidechain that are expected to be planar.

Mol	Chain	#Chirality outliers	#Planarity outliers
1	C	0	1
1	D	0	1
2	A	0	1
2	B	0	1
All	All	0	4

All (14) bond length outliers are listed below:

Mol	Chain	Res	Type	Atoms	Z	Observed(Å)	Ideal(Å)
1	D	507	DG	C5-C6	-8.19	1.34	1.42
2	A	83	CYS	CB-SG	-7.96	1.68	1.82
1	D	500	DG	C5-C6	-7.87	1.34	1.42
1	D	518	DC	N1-C2	7.55	1.47	1.40
1	C	201	DA	C5-C6	-7.01	1.34	1.41
1	D	507	DG	N3-C4	-6.89	1.30	1.35
1	D	517	DT	C4-C5	6.37	1.50	1.45
1	C	217	DT	C4-C5	5.81	1.50	1.45
1	C	211	DG	C6-O6	5.54	1.29	1.24
1	D	500	DG	C2-N2	5.47	1.40	1.34
1	D	523	DC	N1-C2	-5.32	1.34	1.40
1	C	210	DA	C5-C6	-5.19	1.36	1.41

Continued on next page...

Continued from previous page...

Mol	Chain	Res	Type	Atoms	Z	Observed(Å)	Ideal(Å)
1	C	202	DG	C5-C6	-5.11	1.37	1.42
1	C	206	DT	N1-C2	-5.02	1.34	1.38

All (30) bond angle outliers are listed below:

Mol	Chain	Res	Type	Atoms	Z	Observed(°)	Ideal(°)
2	B	102	GLY	N-CA-C	-8.58	91.66	113.10
1	D	512	DT	O4'-C1'-N1	-7.75	102.58	108.00
1	D	511	DG	C5'-C4'-C3'	-7.25	101.05	114.10
1	D	505	DG	OP1-P-O3'	6.63	119.78	105.20
2	A	24	LEU	CA-CB-CG	-6.48	100.40	115.30
1	C	200	DG	O4'-C1'-N9	-6.28	103.60	108.00
2	B	24	LEU	CA-CB-CG	-6.12	101.23	115.30
1	C	214	DC	OP1-P-O3'	6.10	118.63	105.20
1	C	211	DG	C5'-C4'-C3'	-6.09	103.14	114.10
2	A	97	GLN	N-CA-C	5.93	127.02	111.00
2	A	94	VAL	N-CA-C	-5.88	95.12	111.00
1	D	514	DC	O4'-C1'-N1	-5.79	103.94	108.00
1	C	212	DT	O4'-C1'-N1	-5.68	104.02	108.00
1	D	504	DA	O4'-C1'-N9	-5.60	104.08	108.00
2	B	108	VAL	CB-CA-C	-5.58	100.80	111.40
2	A	43	LYS	N-CA-C	-5.58	95.95	111.00
1	D	523	DC	O4'-C1'-N1	-5.47	104.17	108.00
1	C	205	DG	O3'-P-O5'	-5.40	93.73	104.00
1	D	513	DA	N9-C1'-C2'	5.39	122.84	112.60
2	A	88	LEU	CB-CG-CD1	-5.33	101.94	111.00
2	B	43	LYS	N-CA-C	-5.32	96.63	111.00
1	C	206	DT	O3'-P-O5'	-5.16	94.19	104.00
1	D	506	DT	C2'-C3'-O3'	5.14	129.56	112.60
2	A	107	ARG	NE-CZ-NH2	5.13	122.87	120.30
1	D	513	DA	O4'-C1'-C2'	5.11	109.98	105.90
1	D	501	DA	C5'-C4'-C3'	-5.11	104.91	114.10
2	A	108	VAL	CB-CA-C	-5.11	101.70	111.40
2	A	27	ILE	CB-CA-C	-5.06	101.48	111.60
1	C	206	DT	C2'-C3'-O3'	5.03	129.21	112.60
1	D	505	DG	O4'-C1'-N9	-5.03	104.48	108.00

There are no chirality outliers.

All (4) planarity outliers are listed below:

Mol	Chain	Res	Type	Group
2	A	65	TYR	Sidechain

Continued on next page...

Continued from previous page...

Mol	Chain	Res	Type	Group
2	B	65	TYR	Sidechain
1	C	215	DT	Sidechain
1	D	515	DT	Sidechain

5.2 Too-close contacts [i](#)

In the following table, the Non-H and H(model) columns list the number of non-hydrogen atoms and hydrogen atoms in the chain respectively. The H(added) column lists the number of hydrogen atoms added and optimized by MolProbity. The Clashes column lists the number of clashes within the asymmetric unit, whereas Symm-Clashes lists symmetry related clashes.

Mol	Chain	Non-H	H(model)	H(added)	Clashes	Symm-Clashes
1	C	527	0	298	83	0
1	D	527	0	298	87	0
2	A	857	0	828	220	0
2	B	858	0	842	270	0
3	A	1	0	0	0	0
3	B	2	0	0	0	0
3	C	4	0	0	4	0
3	D	3	0	0	0	0
All	All	2779	0	2266	631	0

The all-atom clashscore is defined as the number of clashes found per 1000 atoms (including hydrogen atoms). The all-atom clashscore for this structure is 125.

All (631) close contacts within the same asymmetric unit are listed below, sorted by their clash magnitude.

Atom-1	Atom-2	Interatomic distance (Å)	Clash overlap (Å)
1:C:211:DG:H2''	1:C:212:DT:C5'	1.74	1.18
1:C:211:DG:C2'	1:C:212:DT:H5''	1.75	1.14
1:D:522:DT:H2''	1:D:523:DC:H5''	1.32	1.11
2:B:99:ARG:NH1	2:B:103:SER:HA	1.68	1.08
1:C:222:DT:H2''	1:C:223:DC:H5''	1.32	1.08
2:B:55:PHE:HE2	2:B:78:LYS:HD3	1.14	1.07
1:D:511:DG:H2''	1:D:512:DT:C5'	1.84	1.06
1:C:215:DT:H2''	1:C:216:DT:H5'	1.36	1.05
2:B:101:LYS:NZ	2:B:102:GLY:H	1.55	1.04
2:B:14:MET:SD	2:B:14:MET:N	2.31	1.03
1:D:515:DT:H2''	1:D:516:DT:H5'	1.38	1.03
1:C:222:DT:H2''	1:C:223:DC:C5'	1.89	1.01

Continued on next page...

Continued from previous page...

Atom-1	Atom-2	Interatomic distance (Å)	Clash overlap (Å)
2:B:101:LYS:HZ1	2:B:102:GLY:H	1.03	1.01
2:B:48:ILE:HD11	2:B:74:PRO:HG3	1.40	1.01
1:D:511:DG:C2'	1:D:512:DT:H5''	1.91	1.01
1:D:511:DG:H2''	1:D:512:DT:H5''	1.00	1.00
2:A:99:ARG:HG3	2:A:99:ARG:HH11	1.26	1.00
2:A:14:MET:SD	2:A:14:MET:N	2.36	0.98
1:D:514:DC:H2''	1:D:515:DT:C5'	1.94	0.98
1:D:514:DC:H2''	1:D:515:DT:H5''	1.42	0.98
1:C:214:DC:H2''	1:C:215:DT:H5''	1.45	0.97
2:B:101:LYS:CE	2:B:102:GLY:H	1.77	0.96
2:A:26:TRP:CH2	2:A:54:LEU:HD22	2.01	0.95
2:B:55:PHE:CE2	2:B:78:LYS:HD3	2.03	0.94
2:B:99:ARG:HH12	2:B:103:SER:HA	1.27	0.93
1:C:222:DT:C2'	1:C:223:DC:H5''	1.99	0.93
2:B:101:LYS:HE3	2:B:102:GLY:N	1.85	0.91
2:A:26:TRP:CZ3	2:A:54:LEU:HD22	2.06	0.91
2:B:12:LEU:HD23	2:B:88:LEU:HD11	1.50	0.90
2:B:26:TRP:CH2	2:B:54:LEU:HD22	2.07	0.90
2:B:43:LYS:HD2	2:B:101:LYS:NZ	1.86	0.90
2:A:58:TRP:CE2	2:A:62:THR:HG21	2.07	0.90
2:B:16:ILE:HB	2:B:20:GLN:HE21	1.36	0.90
2:B:16:ILE:HD13	2:B:17:ASN:H	1.37	0.90
1:D:522:DT:H2''	1:D:523:DC:C5'	2.01	0.90
2:A:7:ARG:O	2:A:8:MET:HG2	1.70	0.90
1:D:523:DC:H2''	1:D:524:DT:H5'	1.52	0.89
2:A:16:ILE:HD13	2:A:17:ASN:H	1.37	0.89
2:A:93:GLU:HA	2:A:107:ARG:HB3	1.55	0.89
2:B:35:GLN:O	2:B:36:ILE:HG13	1.73	0.89
2:B:58:TRP:CE2	2:B:62:THR:HG21	2.07	0.89
1:D:522:DT:C2'	1:D:523:DC:H5''	2.03	0.89
2:A:16:ILE:N	2:A:16:ILE:HD12	1.88	0.88
2:B:101:LYS:HZ1	2:B:102:GLY:N	1.70	0.88
2:B:12:LEU:HD22	2:B:88:LEU:HD21	1.56	0.87
2:B:99:ARG:HG3	2:B:99:ARG:HH11	1.38	0.87
2:B:101:LYS:CE	2:B:102:GLY:N	2.37	0.87
2:B:16:ILE:HD12	2:B:16:ILE:N	1.88	0.87
2:B:26:TRP:CZ3	2:B:54:LEU:HD22	2.11	0.86
2:A:16:ILE:HB	2:A:20:GLN:HE21	1.39	0.86
2:A:27:ILE:HG22	2:A:28:ASN:N	1.89	0.85
2:B:93:GLU:HA	2:B:107:ARG:HB3	1.59	0.85
1:D:503:DA:H2''	1:D:504:DA:C5'	2.05	0.85

Continued on next page...

Continued from previous page...

Atom-1	Atom-2	Interatomic distance (Å)	Clash overlap (Å)
2:A:28:ASN:O	2:A:30:GLU:N	2.10	0.84
1:C:203:DA:H1'	1:C:204:DA:H5''	1.60	0.84
2:B:99:ARG:CG	2:B:99:ARG:HH11	1.90	0.84
1:D:502:DG:H2''	1:D:503:DA:OP2	1.77	0.84
1:C:214:DC:H2''	1:C:215:DT:C5'	2.06	0.83
2:A:25:ILE:HG22	2:A:37:PRO:HG2	1.61	0.82
2:A:99:ARG:HG3	2:A:99:ARG:NH1	1.91	0.82
2:B:25:ILE:HG22	2:B:37:PRO:HG2	1.62	0.81
1:D:506:DT:H2'	2:B:82:ARG:NH1	1.95	0.80
2:A:55:PHE:HE2	2:A:78:LYS:HD3	1.45	0.80
2:B:13:GLU:C	2:B:14:MET:SD	2.59	0.80
2:B:91:ILE:HD13	2:B:109:TYR:HE1	1.46	0.80
2:B:27:ILE:HG22	2:B:28:ASN:N	1.96	0.80
2:A:83:CYS:O	2:A:86:ASN:HB2	1.82	0.80
1:C:203:DA:H2''	1:C:204:DA:H5'	1.63	0.80
2:B:90:ASP:HA	2:B:110:ARG:HB2	1.64	0.80
2:B:16:ILE:H	2:B:16:ILE:HD12	1.43	0.79
2:B:83:CYS:O	2:B:86:ASN:HB2	1.82	0.79
2:A:16:ILE:HD13	2:A:17:ASN:N	1.96	0.79
2:A:89:PRO:HD2	2:A:90:ASP:OD1	1.83	0.79
2:B:13:GLU:O	2:B:13:GLU:HG3	1.82	0.79
2:B:21:ILE:N	2:B:22:PRO:HD3	1.98	0.79
2:B:20:GLN:HG2	2:B:26:TRP:HE1	1.46	0.79
2:A:33:ILE:HG23	2:A:107:ARG:O	1.81	0.79
2:A:99:ARG:CG	2:A:99:ARG:HH11	1.95	0.79
2:B:60:ILE:HG23	2:B:65:TYR:HD2	1.47	0.79
2:B:16:ILE:HD13	2:B:109:TYR:OH	1.82	0.79
2:A:48:ILE:HD11	2:A:74:PRO:HG3	1.65	0.78
2:B:18:SER:O	2:B:22:PRO:HD3	1.83	0.78
2:B:61:HIS:CD2	2:B:61:HIS:C	2.56	0.78
2:B:16:ILE:HD13	2:B:17:ASN:N	1.98	0.78
1:D:524:DT:H1'	1:D:525:DC:H5'	1.64	0.78
2:A:18:SER:O	2:A:22:PRO:HD3	1.84	0.78
2:B:60:ILE:HG22	2:B:65:TYR:O	1.83	0.78
1:C:215:DT:H2''	1:C:216:DT:C5'	2.11	0.78
2:B:71:GLU:O	2:B:71:GLU:HG3	1.84	0.78
2:B:89:PRO:HD2	2:B:90:ASP:OD1	1.84	0.77
2:B:101:LYS:HE3	2:B:102:GLY:H	1.46	0.77
2:B:20:GLN:HG2	2:B:26:TRP:NE1	1.98	0.77
2:A:13:GLU:O	2:A:13:GLU:HG3	1.85	0.77
2:A:61:HIS:CD2	2:A:61:HIS:C	2.58	0.77

Continued on next page...

Continued from previous page...

Atom-1	Atom-2	Interatomic distance (Å)	Clash overlap (Å)
2:A:16:ILE:H	2:A:16:ILE:HD12	1.47	0.77
2:A:55:PHE:CE2	2:A:78:LYS:HD3	2.21	0.76
1:D:523:DC:H2'	1:D:524:DT:C7	2.15	0.76
1:D:507:DG:OP2	2:B:82:ARG:NH1	2.19	0.75
2:A:13:GLU:C	2:A:14:MET:SD	2.65	0.75
2:A:35:GLN:O	2:A:36:ILE:HG13	1.85	0.75
2:A:20:GLN:HG2	2:A:26:TRP:HE1	1.49	0.75
2:B:72:PRO:CD	2:B:73:ASP:H	1.97	0.75
2:B:28:ASN:O	2:B:30:GLU:N	2.18	0.75
2:A:60:ILE:HA	2:A:65:TYR:O	1.85	0.75
1:D:506:DT:H5'	2:B:82:ARG:HD2	1.67	0.75
1:C:206:DT:H2''	1:C:207:DG:C8	2.22	0.75
2:A:60:ILE:HG23	2:A:65:TYR:HD2	1.51	0.74
1:D:515:DT:H2''	1:D:516:DT:C5'	2.14	0.74
1:D:504:DA:H1'	1:D:505:DG:H5''	1.67	0.74
2:A:20:GLN:HG2	2:A:26:TRP:NE1	2.02	0.74
2:A:10:PRO:HB2	2:A:14:MET:HB2	1.69	0.74
1:D:505:DG:H2''	1:D:506:DT:O5'	1.87	0.74
2:B:88:LEU:HD12	2:B:91:ILE:HD12	1.70	0.73
1:D:503:DA:H2''	1:D:504:DA:H5'	1.68	0.73
1:C:205:DG:H2''	1:C:206:DT:O5'	1.88	0.73
2:A:24:LEU:O	2:A:25:ILE:HD12	1.89	0.73
2:A:53:CYS:O	2:A:56:ARG:N	2.20	0.73
1:C:202:DG:H2''	1:C:203:DA:OP2	1.89	0.73
2:A:26:TRP:HB3	2:A:37:PRO:HD3	1.71	0.73
2:A:97:GLN:HG2	2:A:106:VAL:CG2	2.19	0.73
1:C:214:DC:OP2	3:C:609:HOH:O	2.06	0.73
2:A:76:THR:O	2:A:79:ALA:N	2.23	0.72
1:C:206:DT:H2'	2:A:82:ARG:NH1	2.04	0.72
1:D:503:DA:H1'	1:D:504:DA:H5''	1.70	0.72
2:B:24:LEU:O	2:B:25:ILE:HD12	1.89	0.72
1:D:520:DC:H2'	1:D:521:DT:H72	1.72	0.72
2:A:21:ILE:N	2:A:22:PRO:HD3	2.05	0.72
2:A:27:ILE:CG2	2:A:28:ASN:N	2.53	0.72
2:A:16:ILE:O	2:A:20:GLN:HG3	1.89	0.71
2:A:12:LEU:HD22	2:A:88:LEU:HD21	1.70	0.71
3:C:604:HOH:O	2:A:11:TRP:CZ3	2.41	0.71
2:B:91:ILE:HG23	2:B:109:TYR:HD1	1.55	0.71
1:D:512:DT:H6	1:D:512:DT:H5'	1.56	0.71
2:A:12:LEU:HD12	2:A:58:TRP:CH2	2.26	0.71
2:A:12:LEU:HD23	2:A:88:LEU:HD11	1.72	0.71

Continued on next page...

Continued from previous page...

Atom-1	Atom-2	Interatomic distance (Å)	Clash overlap (Å)
2:B:91:ILE:HG23	2:B:109:TYR:CD1	2.25	0.71
1:C:223:DC:H5'	1:C:223:DC:H6	1.56	0.71
2:B:12:LEU:HB3	2:B:88:LEU:HD11	1.72	0.71
2:B:26:TRP:HB3	2:B:37:PRO:HD3	1.71	0.71
2:B:76:THR:O	2:B:77:TRP:C	2.28	0.71
1:C:210:DA:H2''	1:C:211:DG:OP2	1.90	0.71
2:B:12:LEU:O	2:B:14:MET:N	2.24	0.70
2:B:20:GLN:HG2	2:B:26:TRP:CZ2	2.26	0.70
2:B:60:ILE:HG23	2:B:65:TYR:CD2	2.26	0.70
2:B:94:VAL:O	2:B:94:VAL:HG23	1.91	0.70
1:C:212:DT:H6	1:C:212:DT:H5'	1.57	0.70
1:C:223:DC:H2''	1:C:224:DT:H5'	1.73	0.70
1:D:504:DA:H2''	1:D:505:DG:C5'	2.22	0.70
2:B:16:ILE:O	2:B:20:GLN:HG3	1.92	0.70
2:B:81:PHE:CE1	2:B:85:MET:HG3	2.27	0.70
2:A:76:THR:O	2:A:77:TRP:C	2.30	0.69
2:B:60:ILE:HA	2:B:65:TYR:O	1.92	0.69
1:C:224:DT:H1'	1:C:225:DC:H5'	1.74	0.69
2:B:88:LEU:HD12	2:B:91:ILE:CD1	2.23	0.69
1:D:523:DC:H2'	1:D:524:DT:H71	1.73	0.69
2:A:20:GLN:HG2	2:A:26:TRP:CZ2	2.27	0.69
2:B:53:CYS:O	2:B:56:ARG:N	2.26	0.69
1:D:506:DT:H2''	1:D:507:DG:C8	2.28	0.69
2:B:48:ILE:HG22	2:B:49:ASN:N	2.08	0.69
2:B:13:GLU:HA	2:B:16:ILE:HD11	1.75	0.69
2:A:33:ILE:HG22	2:A:34:PHE:N	2.07	0.68
1:C:222:DT:H2''	1:C:223:DC:H5'	1.74	0.68
1:D:523:DC:H5'	1:D:523:DC:H6	1.57	0.68
2:A:27:ILE:N	2:A:27:ILE:HD12	2.09	0.68
2:B:58:TRP:CZ2	2:B:62:THR:HG21	2.29	0.68
1:C:220:DC:H2'	1:C:221:DT:H72	1.76	0.68
2:B:94:VAL:CG1	2:B:108:VAL:HG23	2.24	0.68
1:D:520:DC:H2'	1:D:521:DT:C7	2.24	0.68
2:B:93:GLU:HG3	2:B:106:VAL:O	1.94	0.68
2:A:60:ILE:HG22	2:A:65:TYR:O	1.94	0.68
2:B:20:GLN:HG2	2:B:26:TRP:CE2	2.29	0.68
1:C:204:DA:H1'	1:C:205:DG:H5''	1.75	0.68
2:B:94:VAL:CG2	2:B:106:VAL:HB	2.24	0.67
2:A:12:LEU:O	2:A:16:ILE:HD12	1.93	0.67
2:A:60:ILE:HG23	2:A:65:TYR:CD2	2.30	0.67
2:A:75:LYS:O	2:A:78:LYS:HB3	1.95	0.67

Continued on next page...

Continued from previous page...

Atom-1	Atom-2	Interatomic distance (Å)	Clash overlap (Å)
1:C:203:DA:H2''	1:C:204:DA:C5'	2.24	0.67
2:A:29:LYS:HG3	2:A:29:LYS:O	1.95	0.67
2:B:25:ILE:HG23	2:B:25:ILE:O	1.94	0.67
2:B:33:ILE:HG22	2:B:34:PHE:N	2.07	0.67
2:B:12:LEU:CD2	2:B:88:LEU:HD11	2.23	0.67
2:B:21:ILE:N	2:B:22:PRO:CD	2.59	0.66
2:B:91:ILE:HD13	2:B:109:TYR:CE1	2.30	0.66
2:B:99:ARG:HG3	2:B:99:ARG:NH1	2.00	0.66
2:A:13:GLU:HA	2:A:16:ILE:HD11	1.75	0.66
1:D:503:DA:H2''	1:D:504:DA:H5''	1.74	0.66
2:B:94:VAL:HG13	2:B:108:VAL:HG23	1.78	0.66
2:B:27:ILE:CG2	2:B:28:ASN:N	2.58	0.66
2:B:12:LEU:HD12	2:B:58:TRP:CH2	2.30	0.66
1:C:207:DG:OP2	2:A:82:ARG:NH1	2.26	0.66
2:A:19:ASN:C	2:A:22:PRO:HD3	2.15	0.66
2:A:88:LEU:HD12	2:A:91:ILE:CD1	2.25	0.66
2:B:29:LYS:O	2:B:30:GLU:HB2	1.94	0.66
1:D:504:DA:H2''	1:D:505:DG:H5'	1.78	0.65
2:B:12:LEU:O	2:B:16:ILE:HD12	1.97	0.65
1:D:514:DC:H2''	1:D:515:DT:O5'	1.93	0.65
2:A:16:ILE:CD1	2:A:17:ASN:H	2.10	0.65
2:A:40:HIS:ND1	2:A:41:ALA:N	2.44	0.65
2:B:14:MET:HA	2:B:14:MET:CE	2.25	0.65
2:B:76:THR:O	2:B:78:LYS:N	2.30	0.65
2:A:20:GLN:HG2	2:A:26:TRP:CE2	2.32	0.64
1:C:220:DC:H2'	1:C:221:DT:C7	2.28	0.64
2:A:97:GLN:HG2	2:A:106:VAL:HG23	1.79	0.64
2:B:27:ILE:HD12	2:B:27:ILE:N	2.12	0.64
2:B:9:ARG:NH1	2:B:9:ARG:HG3	2.11	0.64
1:C:211:DG:H2''	1:C:212:DT:H5''	0.82	0.64
2:A:21:ILE:N	2:A:22:PRO:CD	2.61	0.64
2:B:66:LYS:O	2:B:69:GLU:HB2	1.97	0.64
2:B:19:ASN:C	2:B:22:PRO:HD3	2.17	0.63
2:A:90:ASP:N	2:A:90:ASP:OD1	2.25	0.63
2:B:29:LYS:HG3	2:B:29:LYS:O	1.98	0.63
2:B:25:ILE:O	2:B:25:ILE:CG2	2.46	0.63
2:A:27:ILE:HG22	2:A:29:LYS:N	2.14	0.63
1:D:503:DA:C2'	1:D:504:DA:H5''	2.28	0.63
2:A:17:ASN:O	2:A:21:ILE:HG12	1.99	0.63
1:C:216:DT:H1'	1:C:217:DT:H5'	1.81	0.63
2:B:101:LYS:NZ	2:B:102:GLY:N	2.33	0.63

Continued on next page...

Continued from previous page...

Atom-1	Atom-2	Interatomic distance (Å)	Clash overlap (Å)
2:B:61:HIS:C	2:B:61:HIS:HD2	2.01	0.63
2:A:16:ILE:HD13	2:A:109:TYR:OH	1.99	0.63
2:A:56:ARG:HG3	2:A:77:TRP:CZ3	2.34	0.63
2:A:88:LEU:HD12	2:A:91:ILE:HD12	1.80	0.62
2:A:29:LYS:O	2:A:30:GLU:HB2	1.99	0.62
2:A:25:ILE:O	2:A:25:ILE:HG23	1.98	0.62
2:B:101:LYS:HE3	2:B:102:GLY:CA	2.28	0.62
2:B:40:HIS:ND1	2:B:41:ALA:N	2.48	0.62
2:A:48:ILE:HG22	2:A:49:ASN:N	2.13	0.62
2:A:53:CYS:O	2:A:54:LEU:C	2.38	0.62
2:B:9:ARG:HD2	2:B:9:ARG:C	2.20	0.62
2:B:72:PRO:HD2	2:B:73:ASP:H	1.65	0.62
2:B:76:THR:O	2:B:79:ALA:N	2.33	0.62
1:D:504:DA:C2'	1:D:505:DG:H5''	2.30	0.62
2:A:7:ARG:C	2:A:8:MET:HG2	2.20	0.62
2:B:75:LYS:O	2:B:78:LYS:HB3	2.00	0.62
2:A:33:ILE:CG2	2:A:34:PHE:N	2.62	0.62
2:B:9:ARG:HB2	2:B:10:PRO:CD	2.30	0.61
2:A:71:GLU:O	2:A:73:ASP:N	2.32	0.61
1:D:501:DA:H2'	1:D:501:DA:O5'	2.00	0.61
2:B:16:ILE:HB	2:B:20:GLN:NE2	2.12	0.61
1:D:505:DG:H2'	1:D:506:DT:H71	1.82	0.61
2:B:27:ILE:HG22	2:B:29:LYS:N	2.16	0.61
2:B:73:ASP:C	2:B:73:ASP:OD1	2.35	0.61
1:D:515:DT:H2'	1:D:516:DT:H71	1.81	0.61
2:A:24:LEU:HD23	2:A:26:TRP:HZ3	1.65	0.61
2:A:66:LYS:O	2:A:67:ALA:O	2.18	0.61
1:D:519:DA:H2''	1:D:520:DC:O5'	2.01	0.61
2:A:28:ASN:C	2:A:30:GLU:H	2.02	0.61
2:A:58:TRP:CZ2	2:A:62:THR:HG21	2.36	0.61
2:A:12:LEU:O	2:A:14:MET:N	2.33	0.60
2:A:24:LEU:CD2	2:A:26:TRP:HZ3	2.14	0.60
2:A:12:LEU:HD12	2:A:58:TRP:CZ2	2.35	0.60
2:A:27:ILE:H	2:A:27:ILE:HD12	1.67	0.60
2:A:14:MET:O	2:A:15:GLN:C	2.38	0.60
2:B:33:ILE:CG2	2:B:34:PHE:N	2.63	0.60
2:B:9:ARG:HH11	2:B:9:ARG:HG3	1.65	0.60
2:B:58:TRP:CE2	2:B:62:THR:CG2	2.84	0.60
2:A:88:LEU:HD23	2:A:88:LEU:H	1.65	0.60
2:B:101:LYS:O	2:B:102:GLY:C	2.40	0.60
2:B:93:GLU:HA	2:B:107:ARG:CB	2.28	0.60

Continued on next page...

Continued from previous page...

Atom-1	Atom-2	Interatomic distance (Å)	Clash overlap (Å)
2:A:60:ILE:HG22	2:A:66:LYS:HA	1.83	0.60
2:B:48:ILE:CG2	2:B:49:ASN:N	2.63	0.59
1:C:205:DG:OP1	2:A:41:ALA:HB3	2.02	0.59
2:B:17:ASN:O	2:B:21:ILE:HG12	2.01	0.59
2:B:24:LEU:CD2	2:B:26:TRP:HZ3	2.15	0.59
2:A:12:LEU:O	2:A:16:ILE:CD1	2.49	0.59
2:A:25:ILE:CG2	2:A:25:ILE:O	2.50	0.59
2:B:90:ASP:OD1	2:B:90:ASP:N	2.25	0.59
2:A:76:THR:O	2:A:78:LYS:N	2.35	0.59
2:A:95:LYS:O	2:A:97:GLN:N	2.34	0.59
2:B:101:LYS:HA	2:B:101:LYS:NZ	2.17	0.59
1:D:504:DA:C1'	1:D:505:DG:H5''	2.32	0.59
2:A:61:HIS:C	2:A:61:HIS:HD2	2.02	0.59
2:B:43:LYS:HD2	2:B:101:LYS:CE	2.32	0.59
2:B:79:ALA:O	2:B:80:ASN:C	2.41	0.59
2:A:110:ARG:HA	2:A:110:ARG:HE	1.68	0.59
1:C:206:DT:H2'	2:A:82:ARG:CZ	2.33	0.59
2:B:12:LEU:HD23	2:B:88:LEU:CD1	2.28	0.59
2:B:16:ILE:CD1	2:B:17:ASN:H	2.11	0.59
2:B:55:PHE:CD2	2:B:78:LYS:HB2	2.38	0.58
2:A:34:PHE:CE2	2:A:36:ILE:HD11	2.36	0.58
1:C:209:DA:O5'	1:C:209:DA:H2'	2.03	0.58
2:B:88:LEU:HD23	2:B:88:LEU:H	1.67	0.58
2:A:97:GLN:HG3	2:A:98:SER:H	1.67	0.58
2:B:91:ILE:CD1	2:B:109:TYR:HE1	2.16	0.58
1:C:206:DT:H5'	2:A:82:ARG:HD2	1.85	0.58
2:A:19:ASN:C	2:A:22:PRO:CD	2.72	0.58
2:B:93:GLU:HA	2:B:107:ARG:HA	1.86	0.58
2:B:13:GLU:O	2:B:17:ASN:HB2	2.03	0.58
1:C:200:DG:H2''	1:C:201:DA:OP2	2.03	0.58
1:D:515:DT:H6	1:D:515:DT:H5''	1.67	0.58
2:A:19:ASN:HB3	2:A:26:TRP:HH2	1.69	0.58
2:B:21:ILE:O	2:B:21:ILE:HG22	2.04	0.57
2:B:24:LEU:HD23	2:B:26:TRP:HZ3	1.69	0.57
2:B:43:LYS:HD2	2:B:101:LYS:HZ3	1.66	0.57
2:A:14:MET:CE	2:A:14:MET:HA	2.35	0.57
1:C:204:DA:OP2	2:A:75:LYS:HE2	2.05	0.57
2:B:30:GLU:C	2:B:31:GLU:OE1	2.43	0.57
2:A:13:GLU:CA	2:A:16:ILE:HD11	2.35	0.57
2:B:91:ILE:HA	2:B:109:TYR:HA	1.85	0.57
2:B:36:ILE:CD1	2:B:107:ARG:HD3	2.35	0.57

Continued on next page...

Continued from previous page...

Atom-1	Atom-2	Interatomic distance (Å)	Clash overlap (Å)
2:B:60:ILE:HG22	2:B:66:LYS:HA	1.86	0.57
2:B:64:ARG:NH1	2:B:64:ARG:HA	2.20	0.57
2:B:78:LYS:O	2:B:82:ARG:N	2.33	0.57
1:D:506:DT:C5'	2:B:82:ARG:HD2	2.33	0.57
1:D:522:DT:H2''	1:D:523:DC:C6	2.40	0.57
2:B:14:MET:O	2:B:15:GLN:C	2.43	0.57
2:A:78:LYS:O	2:A:82:ARG:N	2.36	0.56
2:A:73:ASP:OD1	2:A:73:ASP:C	2.42	0.56
2:B:43:LYS:HD2	2:B:101:LYS:HZ2	1.67	0.56
1:D:524:DT:C1'	1:D:525:DC:H5'	2.33	0.56
1:C:215:DT:H2'	1:C:216:DT:H71	1.85	0.56
1:D:503:DA:C1'	1:D:504:DA:H5''	2.35	0.56
2:A:64:ARG:NH1	2:A:64:ARG:HA	2.21	0.56
2:B:99:ARG:CB	2:B:99:ARG:HH11	2.18	0.56
2:B:19:ASN:C	2:B:22:PRO:CD	2.74	0.56
3:C:604:HOH:O	2:A:11:TRP:HZ3	1.84	0.56
2:A:110:ARG:NE	2:A:110:ARG:HA	2.19	0.56
2:A:16:ILE:HB	2:A:20:GLN:NE2	2.18	0.56
2:B:34:PHE:CE2	2:B:36:ILE:HD11	2.40	0.56
1:D:502:DG:H1'	1:D:503:DA:C8	2.41	0.56
2:B:53:CYS:O	2:B:54:LEU:C	2.44	0.56
2:B:27:ILE:HG22	2:B:28:ASN:C	2.27	0.55
2:B:73:ASP:O	2:B:73:ASP:OD1	2.23	0.55
1:D:507:DG:H8	2:B:82:ARG:HH12	1.51	0.55
2:B:9:ARG:O	2:B:9:ARG:HD2	2.05	0.55
1:D:506:DT:C2'	1:D:507:DG:C8	2.89	0.55
1:D:505:DG:OP1	2:B:78:LYS:NZ	2.36	0.55
2:B:56:ARG:HG3	2:B:77:TRP:CZ3	2.41	0.55
2:B:16:ILE:CD1	2:B:16:ILE:N	2.64	0.55
1:C:223:DC:H2''	1:C:224:DT:C6	2.42	0.55
2:A:93:GLU:HA	2:A:107:ARG:CB	2.33	0.55
1:D:515:DT:C2'	1:D:516:DT:H5'	2.27	0.55
2:A:12:LEU:HB3	2:A:88:LEU:HD11	1.89	0.54
1:C:220:DC:H4'	1:C:220:DC:OP1	2.07	0.54
1:C:204:DA:H2''	1:C:205:DG:H5'	1.88	0.54
2:A:27:ILE:HG22	2:A:28:ASN:C	2.26	0.54
2:B:99:ARG:HH11	2:B:103:SER:HA	1.67	0.54
2:B:12:LEU:O	2:B:16:ILE:CD1	2.56	0.54
1:C:206:DT:C2'	1:C:207:DG:C8	2.91	0.54
2:B:110:ARG:HA	2:B:110:ARG:NE	2.22	0.54
2:A:59:ALA:O	2:A:64:ARG:N	2.40	0.54

Continued on next page...

Continued from previous page...

Atom-1	Atom-2	Interatomic distance (Å)	Clash overlap (Å)
2:B:13:GLU:CA	2:B:16:ILE:HD11	2.38	0.54
2:A:84:ALA:O	2:A:85:MET:C	2.46	0.54
2:B:110:ARG:HA	2:B:110:ARG:HE	1.72	0.54
2:B:12:LEU:HD12	2:B:58:TRP:CZ2	2.43	0.54
2:B:19:ASN:HA	2:B:22:PRO:HG3	1.89	0.54
2:A:13:GLU:HG2	2:A:14:MET:SD	2.48	0.53
2:A:25:ILE:CG2	2:A:37:PRO:HG2	2.36	0.53
2:A:21:ILE:HG22	2:A:21:ILE:O	2.08	0.53
2:B:56:ARG:O	2:B:57:SER:C	2.47	0.53
1:C:215:DT:H6	1:C:215:DT:H5''	1.74	0.53
2:A:66:LYS:O	2:A:66:LYS:HG2	2.08	0.53
2:A:33:ILE:CG1	2:A:108:VAL:HG22	2.38	0.53
2:A:79:ALA:O	2:A:80:ASN:C	2.47	0.53
2:B:28:ASN:C	2:B:30:GLU:H	2.11	0.53
1:C:204:DA:C2	1:C:205:DG:C4	2.97	0.53
2:B:19:ASN:HB3	2:B:26:TRP:HH2	1.74	0.52
2:A:94:VAL:O	2:A:94:VAL:HG23	2.08	0.52
1:D:503:DA:H8	1:D:503:DA:O5'	1.92	0.52
2:A:99:ARG:O	2:A:100:ASN:HB3	2.10	0.52
2:A:66:LYS:O	2:A:67:ALA:C	2.47	0.52
2:A:81:PHE:CE1	2:A:85:MET:HG3	2.43	0.52
2:B:94:VAL:HG23	2:B:106:VAL:HB	1.91	0.52
1:D:506:DT:H2'	2:B:82:ARG:CZ	2.40	0.52
2:A:54:LEU:O	2:A:55:PHE:C	2.48	0.52
2:B:93:GLU:HA	2:B:107:ARG:CA	2.38	0.52
2:B:48:ILE:CD1	2:B:74:PRO:HG3	2.27	0.52
1:C:200:DG:H1'	1:C:201:DA:O5'	2.10	0.52
1:C:205:DG:OP1	2:A:41:ALA:CB	2.57	0.52
1:C:214:DC:P	3:C:609:HOH:O	2.66	0.52
1:D:501:DA:O5'	1:D:501:DA:C2'	2.57	0.52
2:A:13:GLU:O	2:A:17:ASN:HB2	2.10	0.52
1:C:215:DT:C2'	1:C:216:DT:C5'	2.86	0.52
2:A:27:ILE:CD1	2:A:27:ILE:N	2.72	0.52
2:A:94:VAL:HG23	2:A:106:VAL:HB	1.90	0.52
2:A:87:SER:O	2:A:88:LEU:C	2.48	0.52
2:B:16:ILE:CD1	2:B:109:TYR:OH	2.56	0.52
2:B:101:LYS:HA	2:B:101:LYS:HZ1	1.74	0.52
2:B:20:GLN:CG	2:B:26:TRP:HZ2	2.23	0.52
2:B:20:GLN:CG	2:B:26:TRP:CZ2	2.92	0.52
2:A:30:GLU:C	2:A:31:GLU:OE2	2.48	0.51
2:B:14:MET:HE3	2:B:14:MET:HA	1.92	0.51

Continued on next page...

Continued from previous page...

Atom-1	Atom-2	Interatomic distance (Å)	Clash overlap (Å)
2:B:65:TYR:CG	2:B:66:LYS:N	2.78	0.51
2:B:108:VAL:HG12	2:B:109:TYR:N	2.24	0.51
2:A:56:ARG:O	2:A:57:SER:C	2.48	0.51
2:B:92:GLU:HB3	2:B:110:ARG:HH11	1.75	0.51
2:B:13:GLU:HG2	2:B:14:MET:SD	2.51	0.51
2:B:99:ARG:HB3	2:B:103:SER:CB	2.41	0.51
2:B:99:ARG:HB3	2:B:99:ARG:HH11	1.74	0.51
1:D:515:DT:H5''	1:D:515:DT:C6	2.45	0.51
1:D:523:DC:H6	1:D:523:DC:C5'	2.24	0.51
2:A:47:ASP:O	2:A:48:ILE:C	2.50	0.51
2:A:61:HIS:C	2:A:63:GLY:H	2.14	0.51
1:D:523:DC:H2'	1:D:524:DT:C5	2.45	0.51
1:C:204:DA:H2''	1:C:205:DG:C5'	2.41	0.50
1:D:515:DT:C2'	1:D:516:DT:C5'	2.87	0.50
2:B:72:PRO:O	2:B:77:TRP:CZ2	2.64	0.50
1:C:204:DA:C1'	1:C:205:DG:H5''	2.39	0.50
1:C:212:DT:C5'	1:C:212:DT:H6	2.24	0.50
2:A:20:GLN:C	2:A:22:PRO:CD	2.80	0.50
2:A:71:GLU:O	2:A:73:ASP:HB3	2.12	0.50
1:C:219:DA:H2''	1:C:220:DC:O5'	2.11	0.50
2:A:16:ILE:CD1	2:A:16:ILE:N	2.64	0.50
2:B:12:LEU:HB3	2:B:88:LEU:CD1	2.39	0.50
1:D:512:DT:H5'	1:D:512:DT:C6	2.42	0.50
2:A:19:ASN:HA	2:A:22:PRO:HG3	1.94	0.49
2:B:26:TRP:CD1	2:B:27:ILE:N	2.80	0.49
1:C:209:DA:O5'	1:C:209:DA:C2'	2.59	0.49
1:D:510:DA:H2''	1:D:511:DG:OP2	2.11	0.49
2:A:20:GLN:N	2:A:22:PRO:HD3	2.27	0.49
2:A:34:PHE:HE2	2:A:36:ILE:HD11	1.77	0.49
2:B:33:ILE:HG23	2:B:107:ARG:O	2.12	0.49
1:D:505:DG:OP1	2:B:41:ALA:CB	2.60	0.49
1:C:215:DT:H5''	1:C:215:DT:C6	2.47	0.49
1:D:515:DT:H1'	1:D:516:DT:H5''	1.94	0.49
2:A:61:HIS:CD2	2:A:62:THR:N	2.81	0.49
1:D:500:DG:H2''	1:D:501:DA:OP2	2.12	0.49
2:A:48:ILE:CG2	2:A:49:ASN:N	2.71	0.49
1:C:204:DA:H2'	2:A:75:LYS:HD3	1.94	0.49
1:D:504:DA:C2'	1:D:505:DG:C5'	2.88	0.49
2:A:69:GLU:O	2:A:71:GLU:N	2.41	0.49
1:D:523:DC:H2''	1:D:524:DT:C6	2.48	0.49
2:B:11:TRP:O	2:B:12:LEU:C	2.51	0.49

Continued on next page...

Continued from previous page...

Atom-1	Atom-2	Interatomic distance (Å)	Clash overlap (Å)
2:A:108:VAL:HG12	2:A:109:TYR:N	2.28	0.49
2:A:24:LEU:HD23	2:A:26:TRP:CZ3	2.45	0.49
2:B:27:ILE:HD12	2:B:27:ILE:H	1.77	0.49
2:B:10:PRO:HB3	2:B:14:MET:HB2	1.95	0.49
2:A:13:GLU:CG	2:A:14:MET:SD	3.01	0.49
2:B:72:PRO:CD	2:B:73:ASP:N	2.69	0.49
2:A:36:ILE:HD12	2:A:107:ARG:HD3	1.95	0.48
2:A:55:PHE:N	2:A:55:PHE:CD1	2.80	0.48
2:A:16:ILE:HG22	2:A:54:LEU:HD21	1.94	0.48
2:B:18:SER:O	2:B:21:ILE:N	2.42	0.48
2:A:58:TRP:CE2	2:A:62:THR:CG2	2.89	0.48
2:A:72:PRO:O	2:A:73:ASP:C	2.51	0.48
2:A:73:ASP:OD1	2:A:73:ASP:O	2.31	0.48
2:A:31:GLU:OE2	2:A:31:GLU:N	2.46	0.48
2:B:101:LYS:NZ	2:B:101:LYS:CA	2.76	0.48
2:B:13:GLU:CG	2:B:14:MET:SD	3.02	0.48
2:B:16:ILE:HG22	2:B:54:LEU:HD21	1.96	0.48
1:C:212:DT:OP1	1:C:212:DT:H4'	2.13	0.48
1:C:222:DT:H2''	1:C:223:DC:C6	2.49	0.48
2:A:20:GLN:CG	2:A:26:TRP:CZ2	2.95	0.48
1:C:224:DT:H4'	2:A:42:ALA:HB3	1.95	0.48
2:A:11:TRP:O	2:A:12:LEU:C	2.52	0.48
2:A:14:MET:HA	2:A:14:MET:HE3	1.95	0.48
1:D:525:DC:H2'	1:D:525:DC:H6	1.53	0.48
2:B:91:ILE:CD1	2:B:109:TYR:CE1	2.94	0.48
2:B:12:LEU:HD12	2:B:58:TRP:CZ3	2.48	0.48
2:B:30:GLU:HG3	2:B:31:GLU:H	1.78	0.48
2:A:40:HIS:ND1	2:A:42:ALA:N	2.61	0.48
2:B:12:LEU:O	2:B:13:GLU:C	2.50	0.48
2:A:33:ILE:HG12	2:A:108:VAL:HG22	1.96	0.47
2:B:90:ASP:C	2:B:110:ARG:H	2.17	0.47
2:B:20:GLN:C	2:B:22:PRO:CD	2.83	0.47
2:B:92:GLU:O	2:B:108:VAL:N	2.35	0.47
2:A:36:ILE:CD1	2:A:107:ARG:HD3	2.44	0.47
2:A:20:GLN:CG	2:A:26:TRP:HZ2	2.26	0.47
2:B:13:GLU:O	2:B:14:MET:HE3	2.15	0.47
2:B:61:HIS:CD2	2:B:62:THR:N	2.82	0.47
2:A:40:HIS:C	2:A:40:HIS:ND1	2.68	0.47
2:B:87:SER:O	2:B:88:LEU:C	2.52	0.47
1:D:525:DC:P	2:B:43:LYS:HZ2	2.37	0.47
1:C:220:DC:H2''	1:C:221:DT:C6	2.49	0.47

Continued on next page...

Continued from previous page...

Atom-1	Atom-2	Interatomic distance (Å)	Clash overlap (Å)
2:A:19:ASN:O	2:A:22:PRO:CD	2.63	0.47
2:B:76:THR:C	2:B:78:LYS:N	2.67	0.47
1:C:203:DA:C1'	1:C:204:DA:H5''	2.38	0.47
1:C:214:DC:H2''	1:C:215:DT:O5'	2.14	0.47
1:C:214:DC:OP1	2:A:11:TRP:CE3	2.68	0.47
2:A:99:ARG:HA	2:A:99:ARG:HD2	1.56	0.47
2:B:25:ILE:CG2	2:B:37:PRO:HG2	2.39	0.47
2:B:62:THR:OG1	2:B:64:ARG:HG2	2.14	0.47
1:C:202:DG:H1'	1:C:203:DA:C8	2.50	0.47
2:A:18:SER:O	2:A:21:ILE:N	2.45	0.47
2:B:94:VAL:H	2:B:107:ARG:HA	1.80	0.47
2:B:40:HIS:C	2:B:40:HIS:ND1	2.68	0.47
1:D:506:DT:C2'	2:B:82:ARG:NH1	2.72	0.47
2:B:97:GLN:C	2:B:99:ARG:H	2.18	0.47
1:C:224:DT:C1'	1:C:225:DC:H5'	2.43	0.47
2:A:26:TRP:CH2	2:A:54:LEU:CD2	2.89	0.47
2:B:31:GLU:OE1	2:B:31:GLU:N	2.48	0.47
2:B:26:TRP:CD1	2:B:26:TRP:C	2.87	0.46
2:B:16:ILE:HG21	2:B:85:MET:HE3	1.96	0.46
2:A:12:LEU:HD12	2:A:58:TRP:CZ3	2.51	0.46
2:B:12:LEU:CD1	2:B:58:TRP:CZ2	2.98	0.46
2:A:12:LEU:CD1	2:A:58:TRP:CZ2	2.98	0.46
2:B:17:ASN:O	2:B:21:ILE:CG1	2.63	0.46
2:A:27:ILE:CG2	2:A:28:ASN:H	2.26	0.46
2:B:24:LEU:HD23	2:B:26:TRP:CZ3	2.50	0.46
2:B:96:ASP:O	2:B:97:GLN:CB	2.63	0.46
2:B:74:PRO:HB3	2:B:77:TRP:CE3	2.51	0.46
2:B:16:ILE:HG21	2:B:85:MET:CE	2.46	0.46
2:A:13:GLU:C	2:A:16:ILE:HD11	2.36	0.46
2:A:60:ILE:H	2:A:60:ILE:HG13	1.66	0.46
2:B:10:PRO:HB3	2:B:14:MET:CB	2.46	0.46
1:D:524:DT:H2'	1:D:524:DT:H6	1.56	0.46
1:D:505:DG:OP1	2:B:41:ALA:HB3	2.16	0.46
2:B:95:LYS:O	2:B:97:GLN:N	2.49	0.46
1:C:223:DC:H2'	1:C:224:DT:C7	2.46	0.46
1:D:512:DT:C5'	1:D:512:DT:C6	2.99	0.46
2:B:12:LEU:CD2	2:B:88:LEU:HD21	2.36	0.45
2:B:19:ASN:O	2:B:22:PRO:CD	2.64	0.45
2:B:24:LEU:HD12	2:B:24:LEU:HA	1.68	0.45
2:B:59:ALA:HA	2:B:64:ARG:HG3	1.99	0.45
2:A:31:GLU:O	2:A:32:MET:HG3	2.15	0.45

Continued on next page...

Continued from previous page...

Atom-1	Atom-2	Interatomic distance (Å)	Clash overlap (Å)
2:A:40:HIS:CE1	2:A:42:ALA:CB	2.99	0.45
1:C:225:DC:H2'	1:C:225:DC:H6	1.51	0.45
1:C:214:DC:OP1	2:A:11:TRP:HB3	2.16	0.45
1:D:524:DT:C2'	1:D:525:DC:H5'	2.47	0.45
2:A:76:THR:C	2:A:78:LYS:N	2.70	0.45
2:A:91:ILE:HD13	2:A:109:TYR:HE1	1.81	0.45
2:A:61:HIS:C	2:A:63:GLY:N	2.69	0.45
2:B:92:GLU:OE1	2:B:110:ARG:NH1	2.50	0.45
1:D:507:DG:N7	2:B:82:ARG:NH2	2.63	0.45
2:A:16:ILE:HD13	2:A:109:TYR:HH	1.82	0.45
2:A:46:TRP:CH2	2:A:48:ILE:HG13	2.51	0.45
2:B:40:HIS:CE1	2:B:42:ALA:CB	3.00	0.45
2:B:72:PRO:CG	2:B:73:ASP:N	2.80	0.45
2:B:74:PRO:HA	2:B:77:TRP:CG	2.51	0.45
2:A:16:ILE:O	2:A:17:ASN:C	2.55	0.44
1:D:514:DC:OP1	2:B:11:TRP:CE3	2.70	0.44
1:C:204:DA:C4	1:C:205:DG:C8	3.05	0.44
2:B:82:ARG:O	2:B:83:CYS:C	2.55	0.44
2:A:16:ILE:CD1	2:A:17:ASN:N	2.73	0.44
2:B:43:LYS:CD	2:B:101:LYS:HZ3	2.29	0.44
1:D:514:DC:C2'	1:D:515:DT:O5'	2.63	0.44
2:B:40:HIS:ND1	2:B:42:ALA:N	2.65	0.44
2:B:47:ASP:OD2	2:B:50:LYS:HG3	2.18	0.44
2:B:55:PHE:CD1	2:B:55:PHE:N	2.84	0.44
2:B:66:LYS:O	2:B:67:ALA:C	2.55	0.44
2:A:20:GLN:HG2	2:A:26:TRP:HZ2	1.78	0.44
2:A:12:LEU:CD2	2:A:88:LEU:HD21	2.45	0.44
2:B:99:ARG:HB3	2:B:103:SER:HB2	2.00	0.44
2:B:27:ILE:CG2	2:B:28:ASN:H	2.28	0.44
2:B:98:SER:O	2:B:99:ARG:O	2.35	0.44
1:C:224:DT:H4'	2:A:42:ALA:C	2.37	0.44
1:D:505:DG:OP1	2:B:41:ALA:N	2.49	0.44
2:A:62:THR:OG1	2:A:64:ARG:HG2	2.17	0.44
1:C:206:DT:C2'	2:A:82:ARG:NH1	2.77	0.44
2:A:84:ALA:C	2:A:86:ASN:N	2.68	0.44
1:D:520:DC:OP1	1:D:520:DC:H4'	2.16	0.44
1:D:520:DC:H2''	1:D:521:DT:O5'	2.18	0.44
2:A:14:MET:O	2:A:17:ASN:N	2.50	0.43
2:A:26:TRP:CD1	2:A:26:TRP:C	2.90	0.43
2:A:55:PHE:CD2	2:A:78:LYS:HB2	2.53	0.43
2:B:91:ILE:HG12	2:B:109:TYR:CD1	2.53	0.43

Continued on next page...

Continued from previous page...

Atom-1	Atom-2	Interatomic distance (Å)	Clash overlap (Å)
2:B:9:ARG:HB2	2:B:10:PRO:HD2	1.99	0.43
2:B:47:ASP:O	2:B:48:ILE:C	2.55	0.43
2:A:13:GLU:OE1	2:A:90:ASP:OD2	2.35	0.43
2:B:101:LYS:CA	2:B:101:LYS:HZ1	2.31	0.43
2:B:54:LEU:O	2:B:55:PHE:C	2.56	0.43
2:B:84:ALA:C	2:B:86:ASN:N	2.70	0.43
2:A:17:ASN:O	2:A:21:ILE:CG1	2.67	0.43
2:B:10:PRO:CB	2:B:14:MET:HB2	2.48	0.43
2:B:38:TRP:H	2:B:104:SER:HA	1.84	0.43
2:B:92:GLU:N	2:B:108:VAL:O	2.51	0.43
1:C:206:DT:H5'	2:A:82:ARG:CD	2.49	0.43
2:A:19:ASN:HB3	2:A:26:TRP:CH2	2.51	0.43
2:B:42:ALA:O	2:B:43:LYS:C	2.56	0.43
2:B:60:ILE:HG22	2:B:65:TYR:C	2.38	0.43
2:B:60:ILE:CG2	2:B:65:TYR:O	2.61	0.43
1:C:224:DT:H2'	1:C:224:DT:H6	1.53	0.43
2:B:34:PHE:HE2	2:B:36:ILE:HD11	1.82	0.43
2:B:26:TRP:CD1	2:B:35:GLN:O	2.72	0.43
2:B:38:TRP:O	2:B:39:LYS:C	2.57	0.43
2:B:55:PHE:CE2	2:B:78:LYS:HB2	2.54	0.43
2:B:84:ALA:O	2:B:85:MET:C	2.56	0.43
1:C:212:DT:C5'	1:C:212:DT:C6	3.02	0.43
2:B:20:GLN:N	2:B:22:PRO:HD3	2.34	0.42
2:B:46:TRP:CH2	2:B:48:ILE:HG13	2.54	0.42
1:C:203:DA:C2'	1:C:204:DA:C5'	2.94	0.42
1:D:504:DA:C4	1:D:505:DG:C8	3.07	0.42
2:A:12:LEU:C	2:A:14:MET:N	2.73	0.42
2:A:55:PHE:N	2:A:55:PHE:HD1	2.18	0.42
2:A:88:LEU:HD23	2:A:88:LEU:N	2.33	0.42
1:C:204:DA:C2'	1:C:205:DG:H5''	2.50	0.42
2:A:59:ALA:HA	2:A:64:ARG:HG3	2.00	0.42
1:C:201:DA:O5'	1:C:201:DA:H2'	2.18	0.42
1:C:220:DC:H2''	1:C:221:DT:O5'	2.19	0.42
2:B:16:ILE:CD1	2:B:17:ASN:N	2.76	0.42
1:D:513:DA:N3	1:D:513:DA:O4'	2.53	0.42
1:C:212:DT:C6	1:C:212:DT:H5'	2.46	0.42
2:A:30:GLU:HG3	2:A:31:GLU:H	1.85	0.42
2:A:56:ARG:CG	2:A:77:TRP:CZ3	3.01	0.42
2:A:79:ALA:O	2:A:83:CYS:N	2.51	0.42
2:B:28:ASN:C	2:B:30:GLU:N	2.69	0.42
2:B:72:PRO:CG	2:B:73:ASP:H	2.33	0.42

Continued on next page...

Continued from previous page...

Atom-1	Atom-2	Interatomic distance (Å)	Clash overlap (Å)
2:A:24:LEU:HD12	2:A:24:LEU:HA	1.67	0.42
2:A:60:ILE:HG22	2:A:65:TYR:C	2.39	0.42
2:B:61:HIS:O	2:B:61:HIS:HD2	2.00	0.42
1:C:215:DT:H1'	1:C:216:DT:H5''	2.01	0.42
1:C:210:DA:O5'	1:C:210:DA:H2'	2.20	0.42
1:D:522:DT:H2''	1:D:523:DC:H5'	1.97	0.42
2:B:14:MET:CE	2:B:14:MET:CA	2.93	0.42
2:B:12:LEU:C	2:B:14:MET:N	2.72	0.42
2:B:14:MET:O	2:B:17:ASN:N	2.53	0.42
2:A:94:VAL:H	2:A:107:ARG:HA	1.84	0.41
2:A:91:ILE:HG23	2:A:109:TYR:HD1	1.85	0.41
2:B:58:TRP:CZ2	2:B:62:THR:CG2	3.03	0.41
2:B:96:ASP:N	2:B:96:ASP:OD1	2.53	0.41
1:D:500:DG:H1'	1:D:501:DA:O5'	2.20	0.41
2:A:47:ASP:OD2	2:A:50:LYS:HG3	2.20	0.41
2:B:9:ARG:HH11	2:B:9:ARG:CG	2.29	0.41
2:A:28:ASN:C	2:A:30:GLU:N	2.63	0.41
1:D:503:DA:C8	1:D:503:DA:O5'	2.72	0.41
2:A:36:ILE:HD13	2:A:107:ARG:HH11	1.85	0.41
2:A:94:VAL:HG23	2:A:106:VAL:O	2.20	0.41
1:D:509:DA:C2	1:D:510:DA:C2	3.08	0.41
2:A:88:LEU:HD12	2:A:91:ILE:CG1	2.51	0.41
2:A:32:MET:HB3	2:A:108:VAL:HG13	2.02	0.41
2:B:61:HIS:C	2:B:63:GLY:N	2.74	0.41
2:B:81:PHE:C	2:B:81:PHE:CD1	2.94	0.41
1:C:201:DA:H4'	1:C:202:DG:OP1	2.21	0.41
2:A:12:LEU:O	2:A:13:GLU:C	2.56	0.41
2:A:26:TRP:CD1	2:A:27:ILE:N	2.89	0.41
2:A:73:ASP:O	2:A:73:ASP:CG	2.59	0.41
2:A:24:LEU:O	2:A:25:ILE:CD1	2.65	0.41
1:C:204:DA:H1'	1:C:205:DG:C5'	2.45	0.41
1:C:224:DT:C2'	1:C:225:DC:H5'	2.51	0.41
1:D:523:DC:C6	1:D:523:DC:C5'	3.04	0.41
1:C:207:DG:H2''	1:C:208:DA:C8	2.56	0.41
1:C:220:DC:H2''	1:C:221:DT:H6	1.84	0.41
1:D:506:DT:H5'	2:B:82:ARG:CD	2.45	0.41
2:B:72:PRO:O	2:B:77:TRP:CH2	2.74	0.40
1:D:511:DG:C2'	1:D:512:DT:C5'	2.71	0.40
2:B:24:LEU:O	2:B:25:ILE:CD1	2.64	0.40
2:B:74:PRO:HA	2:B:77:TRP:HB2	2.03	0.40
1:D:520:DC:H2''	1:D:521:DT:C6	2.56	0.40

Continued on next page...

Continued from previous page...

Atom-1	Atom-2	Interatomic distance (Å)	Clash overlap (Å)
2:A:74:PRO:HA	2:A:77:TRP:HB2	2.03	0.40
2:B:15:GLN:O	2:B:19:ASN:HB2	2.22	0.40
2:A:60:ILE:HG22	2:A:66:LYS:CA	2.50	0.40
1:D:514:DC:C6	1:D:515:DT:H72	2.57	0.40

There are no symmetry-related clashes.

5.3 Torsion angles [i](#)

5.3.1 Protein backbone [i](#)

In the following table, the Percentiles column shows the percent Ramachandran outliers of the chain as a percentile score with respect to all X-ray entries followed by that with respect to entries of similar resolution.

The Analysed column shows the number of residues for which the backbone conformation was analysed, and the total number of residues.

Mol	Chain	Analysed	Favoured	Allowed	Outliers	Percentiles	
2	A	103/113 (91%)	53 (52%)	30 (29%)	20 (19%)	0	0
2	B	102/113 (90%)	50 (49%)	32 (31%)	20 (20%)	0	0
All	All	205/226 (91%)	103 (50%)	62 (30%)	40 (20%)	0	0

All (40) Ramachandran outliers are listed below:

Mol	Chain	Res	Type
2	A	22	PRO
2	A	25	ILE
2	A	29	LYS
2	A	67	ALA
2	A	70	LYS
2	A	72	PRO
2	B	9	ARG
2	B	22	PRO
2	B	25	ILE
2	B	29	LYS
2	B	97	GLN
2	B	99	ARG
2	A	30	GLU
2	A	32	MET

Continued on next page...

Continued from previous page...

Mol	Chain	Res	Type
2	A	96	ASP
2	B	12	LEU
2	B	13	GLU
2	B	30	GLU
2	B	87	SER
2	A	62	THR
2	A	77	TRP
2	A	86	ASN
2	A	87	SER
2	B	32	MET
2	B	77	TRP
2	B	86	ASN
2	A	13	GLU
2	A	19	ASN
2	A	73	ASP
2	B	67	ALA
2	B	82	ARG
2	A	37	PRO
2	B	37	PRO
2	B	73	ASP
2	A	21	ILE
2	A	100	ASN
2	B	21	ILE
2	B	88	LEU
2	A	88	LEU
2	B	72	PRO

5.3.2 Protein sidechains ⓘ

In the following table, the Percentiles column shows the percent sidechain outliers of the chain as a percentile score with respect to all X-ray entries followed by that with respect to entries of similar resolution.

The Analysed column shows the number of residues for which the sidechain conformation was analysed, and the total number of residues.

Mol	Chain	Analysed	Rotameric	Outliers	Percentiles	
2	A	89/100 (89%)	50 (56%)	39 (44%)	0	0
2	B	90/100 (90%)	50 (56%)	40 (44%)	0	0
All	All	179/200 (90%)	100 (56%)	79 (44%)	0	0

All (79) residues with a non-rotameric sidechain are listed below:

Mol	Chain	Res	Type
2	A	8	MET
2	A	10	PRO
2	A	12	LEU
2	A	13	GLU
2	A	14	MET
2	A	16	ILE
2	A	18	SER
2	A	25	ILE
2	A	28	ASN
2	A	30	GLU
2	A	31	GLU
2	A	32	MET
2	A	38	TRP
2	A	39	LYS
2	A	43	LYS
2	A	44	HIS
2	A	48	ILE
2	A	53	CYS
2	A	57	SER
2	A	60	ILE
2	A	61	HIS
2	A	64	ARG
2	A	66	LYS
2	A	70	LYS
2	A	71	GLU
2	A	78	LYS
2	A	87	SER
2	A	88	LEU
2	A	90	ASP
2	A	94	VAL
2	A	97	GLN
2	A	98	SER
2	A	99	ARG
2	A	103	SER
2	A	106	VAL
2	A	107	ARG
2	A	109	TYR
2	A	110	ARG
2	A	111	MET
2	B	8	MET
2	B	9	ARG
2	B	12	LEU
2	B	13	GLU

Continued on next page...

Continued from previous page...

Mol	Chain	Res	Type
2	B	14	MET
2	B	16	ILE
2	B	18	SER
2	B	19	ASN
2	B	25	ILE
2	B	28	ASN
2	B	30	GLU
2	B	31	GLU
2	B	32	MET
2	B	38	TRP
2	B	39	LYS
2	B	43	LYS
2	B	44	HIS
2	B	48	ILE
2	B	53	CYS
2	B	57	SER
2	B	60	ILE
2	B	61	HIS
2	B	64	ARG
2	B	66	LYS
2	B	69	GLU
2	B	71	GLU
2	B	78	LYS
2	B	80	ASN
2	B	87	SER
2	B	88	LEU
2	B	95	LYS
2	B	96	ASP
2	B	98	SER
2	B	99	ARG
2	B	101	LYS
2	B	106	VAL
2	B	107	ARG
2	B	109	TYR
2	B	110	ARG
2	B	111	MET

Some sidechains can be flipped to improve hydrogen bonding and reduce clashes. All (8) such sidechains are listed below:

Mol	Chain	Res	Type
2	A	17	ASN
2	A	20	GLN

Continued on next page...

Continued from previous page...

Mol	Chain	Res	Type
2	A	28	ASN
2	A	61	HIS
2	A	80	ASN
2	A	97	GLN
2	B	20	GLN
2	B	80	ASN

5.3.3 RNA [i](#)

There are no RNA molecules in this entry.

5.4 Non-standard residues in protein, DNA, RNA chains [i](#)

There are no non-standard protein/DNA/RNA residues in this entry.

5.5 Carbohydrates [i](#)

There are no carbohydrates in this entry.

5.6 Ligand geometry [i](#)

There are no ligands in this entry.

5.7 Other polymers [i](#)

There are no such residues in this entry.

5.8 Polymer linkage issues [i](#)

There are no chain breaks in this entry.

6 Fit of model and data ⓘ

6.1 Protein, DNA and RNA chains ⓘ

EDS was not executed - this section is therefore empty.

6.2 Non-standard residues in protein, DNA, RNA chains ⓘ

EDS was not executed - this section is therefore empty.

6.3 Carbohydrates ⓘ

EDS was not executed - this section is therefore empty.

6.4 Ligands ⓘ

EDS was not executed - this section is therefore empty.

6.5 Other polymers ⓘ

EDS was not executed - this section is therefore empty.