



Full wwPDB X-ray Structure Validation Report ⓘ

Feb 1, 2016 – 05:43 PM GMT

PDB ID : 4J7C
Title : KtrAB potassium transporter from *Bacillus subtilis*
Authors : Vieira-Pires, R.S.; Morais-Cabral, J.H.
Deposited on : 2013-02-13
Resolution : 3.50 Å(reported)

This is a Full wwPDB X-ray Structure Validation Report for a publicly released PDB entry.
We welcome your comments at validation@mail.wwpdb.org
A user guide is available at
<http://wwpdb.org/validation/2016/XrayValidationReportHelp>
with specific help available everywhere you see the ⓘ symbol.

The following versions of software and data (see [references ⓘ](#)) were used in the production of this report:

MolProbity : 4.02b-467
Mogul : 1.7 (RC4), CSD as536be (2015)
Xtriage (Phenix) : 1.9-1692
EDS : rb-20026688
Percentile statistics : 20151230.v01 (using entries in the PDB archive December 30th 2015)
Refmac : 5.8.0135
CCP4 : 6.5.0
Ideal geometry (proteins) : Engh & Huber (2001)
Ideal geometry (DNA, RNA) : Parkinson et al. (1996)
Validation Pipeline (wwPDB-VP) : trunk26865

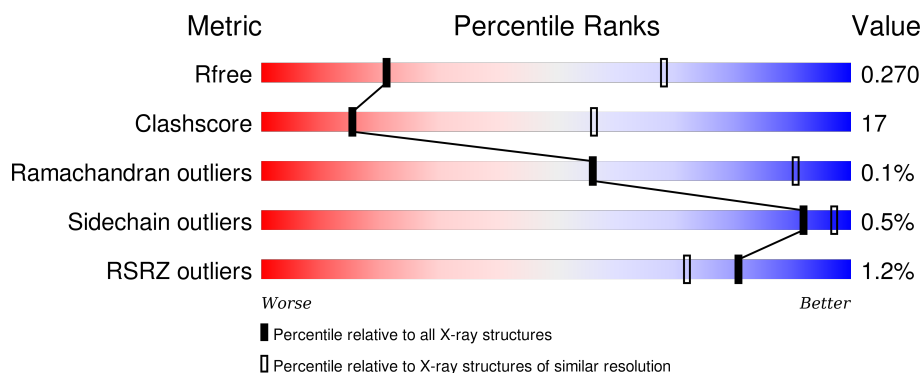
1 Overall quality at a glance

The following experimental techniques were used to determine the structure:

X-RAY DIFFRACTION

The reported resolution of this entry is 3.50 Å.

Percentile scores (ranging between 0-100) for global validation metrics of the entry are shown in the following graphic. The table shows the number of entries on which the scores are based.



Metric	Whole archive (#Entries)	Similar resolution (#Entries, resolution range(Å))
R_{free}	91344	1051 (3.60-3.40)
Clashscore	102246	1157 (3.60-3.40)
Ramachandran outliers	100387	1120 (3.60-3.40)
Sidechain outliers	100360	1121 (3.60-3.40)
RSRZ outliers	91569	1058 (3.60-3.40)

The table below summarises the geometric issues observed across the polymeric chains and their fit to the electron density. The red, orange, yellow and green segments on the lower bar indicate the fraction of residues that contain outliers for ≥ 3 , 2, 1 and 0 types of geometric quality criteria. A grey segment represents the fraction of residues that are not modelled. The numeric value for each fraction is indicated below the corresponding segment, with a dot representing fractions $\leq 5\%$. The upper red bar (where present) indicates the fraction of residues that have poor fit to the electron density. The numeric value is given above the bar.

Mol	Chain	Length	Quality of chain
1	A	222	<div> <div>5%</div> <div> <div></div> <div>77%</div> <div>20%</div> <div></div> </div> <div></div> </div>
1	B	222	<div> <div>2%</div> <div> <div></div> <div>82%</div> <div>15%</div> <div></div> </div> <div></div> </div>
1	C	222	<div> <div>4%</div> <div> <div></div> <div>76%</div> <div>20%</div> <div></div> </div> <div></div> </div>
1	D	222	<div> <div>2%</div> <div> <div></div> <div>81%</div> <div>17%</div> <div></div> </div> <div></div> </div>
1	E	222	<div> <div>0%</div> <div> <div></div> <div>75%</div> <div>22%</div> <div></div> </div> <div></div> </div>

Continued on next page...

Continued from previous page...

Mol	Chain	Length	Quality of chain
1	F	222	
1	G	222	
1	H	222	
2	I	465	
2	J	465	
2	K	465	
2	L	465	

The following table lists non-polymeric compounds, carbohydrate monomers and non-standard residues in protein, DNA, RNA chains that are outliers for geometric or electron-density-fit criteria:

Mol	Type	Chain	Res	Chirality	Geometry	Clashes	Electron density
4	K	J	501	-	-	-	X
4	K	K	501	-	-	-	X
4	K	L	501	-	-	-	X

2 Entry composition

There are 4 unique types of molecules in this entry. The entry contains 26996 atoms, of which 0 are hydrogens and 0 are deuteriums.

In the tables below, the ZeroOcc column contains the number of atoms modelled with zero occupancy, the AltConf column contains the number of residues with at least one atom in alternate conformation and the Trace column contains the number of residues modelled with at most 2 atoms.

- Molecule 1 is a protein called Ktr system potassium uptake protein A.

Mol	Chain	Residues	Atoms					ZeroOcc	AltConf	Trace
1	A	216	Total	C	N	O	S	0	0	0
			1699	1079	292	321	7			
1	B	217	Total	C	N	O	S	0	0	0
			1707	1083	294	323	7			
1	C	216	Total	C	N	O	S	0	0	0
			1699	1079	292	321	7			
1	D	217	Total	C	N	O	S	0	0	0
			1707	1083	294	323	7			
1	E	216	Total	C	N	O	S	0	0	0
			1699	1079	292	321	7			
1	F	217	Total	C	N	O	S	0	0	0
			1707	1083	294	323	7			
1	G	216	Total	C	N	O	S	0	0	0
			1699	1079	292	321	7			
1	H	217	Total	C	N	O	S	0	0	0
			1707	1083	294	323	7			

There are 8 discrepancies between the modelled and reference sequences:

Chain	Residue	Modelled	Actual	Comment	Reference
A	22	VAL	CYS	ENGINEERED MUTATION	UNP O32080
B	22	VAL	CYS	ENGINEERED MUTATION	UNP O32080
C	22	VAL	CYS	ENGINEERED MUTATION	UNP O32080
D	22	VAL	CYS	ENGINEERED MUTATION	UNP O32080
E	22	VAL	CYS	ENGINEERED MUTATION	UNP O32080
F	22	VAL	CYS	ENGINEERED MUTATION	UNP O32080
G	22	VAL	CYS	ENGINEERED MUTATION	UNP O32080
H	22	VAL	CYS	ENGINEERED MUTATION	UNP O32080

- Molecule 2 is a protein called Ktr system potassium uptake protein B.

Mol	Chain	Residues	Atoms					ZeroOcc	AltConf	Trace
2	I	429	Total	C	N	O	S	0	0	0
			3280	2188	510	567	15			
2	J	429	Total	C	N	O	S	0	0	0
			3280	2188	510	567	15			
2	K	429	Total	C	N	O	S	0	0	0
			3280	2188	510	567	15			
2	L	429	Total	C	N	O	S	0	0	0
			3280	2188	510	567	15			

There are 80 discrepancies between the modelled and reference sequences:

Chain	Residue	Modelled	Actual	Comment	Reference
I	-19	MET	-	EXPRESSION TAG	UNP O32081
I	-18	GLY	-	EXPRESSION TAG	UNP O32081
I	-17	SER	-	EXPRESSION TAG	UNP O32081
I	-16	SER	-	EXPRESSION TAG	UNP O32081
I	-15	HIS	-	EXPRESSION TAG	UNP O32081
I	-14	HIS	-	EXPRESSION TAG	UNP O32081
I	-13	HIS	-	EXPRESSION TAG	UNP O32081
I	-12	HIS	-	EXPRESSION TAG	UNP O32081
I	-11	HIS	-	EXPRESSION TAG	UNP O32081
I	-10	HIS	-	EXPRESSION TAG	UNP O32081
I	-9	SER	-	EXPRESSION TAG	UNP O32081
I	-8	SER	-	EXPRESSION TAG	UNP O32081
I	-7	GLY	-	EXPRESSION TAG	UNP O32081
I	-6	LEU	-	EXPRESSION TAG	UNP O32081
I	-5	VAL	-	EXPRESSION TAG	UNP O32081
I	-4	PRO	-	EXPRESSION TAG	UNP O32081
I	-3	ARG	-	EXPRESSION TAG	UNP O32081
I	-2	GLY	-	EXPRESSION TAG	UNP O32081
I	-1	SER	-	EXPRESSION TAG	UNP O32081
I	0	HIS	-	EXPRESSION TAG	UNP O32081
J	-19	MET	-	EXPRESSION TAG	UNP O32081
J	-18	GLY	-	EXPRESSION TAG	UNP O32081
J	-17	SER	-	EXPRESSION TAG	UNP O32081
J	-16	SER	-	EXPRESSION TAG	UNP O32081
J	-15	HIS	-	EXPRESSION TAG	UNP O32081
J	-14	HIS	-	EXPRESSION TAG	UNP O32081
J	-13	HIS	-	EXPRESSION TAG	UNP O32081
J	-12	HIS	-	EXPRESSION TAG	UNP O32081
J	-11	HIS	-	EXPRESSION TAG	UNP O32081
J	-10	HIS	-	EXPRESSION TAG	UNP O32081
J	-9	SER	-	EXPRESSION TAG	UNP O32081

Continued on next page...

Continued from previous page...

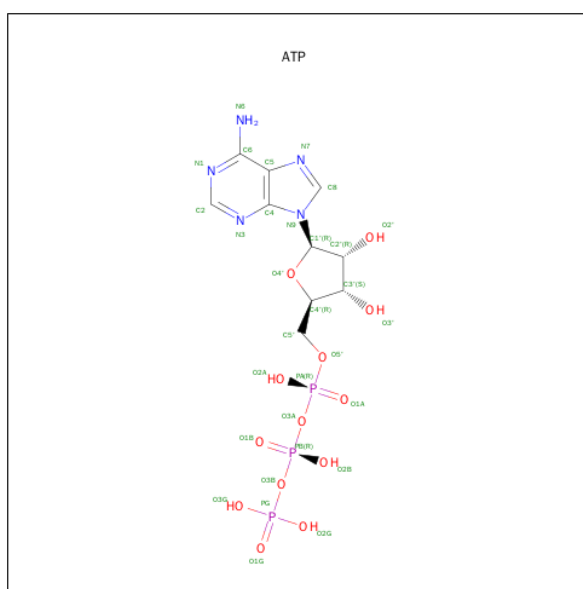
Chain	Residue	Modelled	Actual	Comment	Reference
J	-8	SER	-	EXPRESSION TAG	UNP O32081
J	-7	GLY	-	EXPRESSION TAG	UNP O32081
J	-6	LEU	-	EXPRESSION TAG	UNP O32081
J	-5	VAL	-	EXPRESSION TAG	UNP O32081
J	-4	PRO	-	EXPRESSION TAG	UNP O32081
J	-3	ARG	-	EXPRESSION TAG	UNP O32081
J	-2	GLY	-	EXPRESSION TAG	UNP O32081
J	-1	SER	-	EXPRESSION TAG	UNP O32081
J	0	HIS	-	EXPRESSION TAG	UNP O32081
K	-19	MET	-	EXPRESSION TAG	UNP O32081
K	-18	GLY	-	EXPRESSION TAG	UNP O32081
K	-17	SER	-	EXPRESSION TAG	UNP O32081
K	-16	SER	-	EXPRESSION TAG	UNP O32081
K	-15	HIS	-	EXPRESSION TAG	UNP O32081
K	-14	HIS	-	EXPRESSION TAG	UNP O32081
K	-13	HIS	-	EXPRESSION TAG	UNP O32081
K	-12	HIS	-	EXPRESSION TAG	UNP O32081
K	-11	HIS	-	EXPRESSION TAG	UNP O32081
K	-10	HIS	-	EXPRESSION TAG	UNP O32081
K	-9	SER	-	EXPRESSION TAG	UNP O32081
K	-8	SER	-	EXPRESSION TAG	UNP O32081
K	-7	GLY	-	EXPRESSION TAG	UNP O32081
K	-6	LEU	-	EXPRESSION TAG	UNP O32081
K	-5	VAL	-	EXPRESSION TAG	UNP O32081
K	-4	PRO	-	EXPRESSION TAG	UNP O32081
K	-3	ARG	-	EXPRESSION TAG	UNP O32081
K	-2	GLY	-	EXPRESSION TAG	UNP O32081
K	-1	SER	-	EXPRESSION TAG	UNP O32081
K	0	HIS	-	EXPRESSION TAG	UNP O32081
L	-19	MET	-	EXPRESSION TAG	UNP O32081
L	-18	GLY	-	EXPRESSION TAG	UNP O32081
L	-17	SER	-	EXPRESSION TAG	UNP O32081
L	-16	SER	-	EXPRESSION TAG	UNP O32081
L	-15	HIS	-	EXPRESSION TAG	UNP O32081
L	-14	HIS	-	EXPRESSION TAG	UNP O32081
L	-13	HIS	-	EXPRESSION TAG	UNP O32081
L	-12	HIS	-	EXPRESSION TAG	UNP O32081
L	-11	HIS	-	EXPRESSION TAG	UNP O32081
L	-10	HIS	-	EXPRESSION TAG	UNP O32081
L	-9	SER	-	EXPRESSION TAG	UNP O32081
L	-8	SER	-	EXPRESSION TAG	UNP O32081
L	-7	GLY	-	EXPRESSION TAG	UNP O32081

Continued on next page...

Continued from previous page...

Chain	Residue	Modelled	Actual	Comment	Reference
L	-6	LEU	-	EXPRESSION TAG	UNP O32081
L	-5	VAL	-	EXPRESSION TAG	UNP O32081
L	-4	PRO	-	EXPRESSION TAG	UNP O32081
L	-3	ARG	-	EXPRESSION TAG	UNP O32081
L	-2	GLY	-	EXPRESSION TAG	UNP O32081
L	-1	SER	-	EXPRESSION TAG	UNP O32081
L	0	HIS	-	EXPRESSION TAG	UNP O32081

- Molecule 3 is ADENOSINE-5'-TRIPHOSPHATE (three-letter code: ATP) (formula: $C_{10}H_{16}N_5O_{13}P_3$).



Mol	Chain	Residues	Atoms					ZeroOcc	AltConf
3	A	1	Total	C	N	O	P	0	0
			31	10	5	13	3		
3	B	1	Total	C	N	O	P	0	0
			31	10	5	13	3		
3	C	1	Total	C	N	O	P	0	0
			31	10	5	13	3		
3	D	1	Total	C	N	O	P	0	0
			31	10	5	13	3		
3	E	1	Total	C	N	O	P	0	0
			31	10	5	13	3		
3	F	1	Total	C	N	O	P	0	0
			31	10	5	13	3		
3	G	1	Total	C	N	O	P	0	0
			31	10	5	13	3		

Continued on next page...

Continued from previous page...

Mol	Chain	Residues	Atoms					ZeroOcc	AltConf
3	H	1	Total	C	N	O	P	0	0
			31	10	5	13	3		

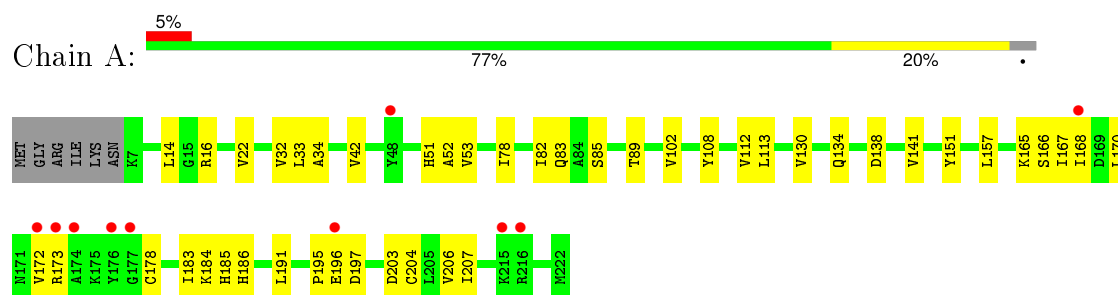
- Molecule 4 is POTASSIUM ION (three-letter code: K) (formula: K).

Mol	Chain	Residues	Atoms		ZeroOcc	AltConf
4	J	1	Total	K	0	0
			1	1		
4	I	1	Total	K	0	0
			1	1		
4	L	1	Total	K	0	0
			1	1		
4	K	1	Total	K	0	0
			1	1		

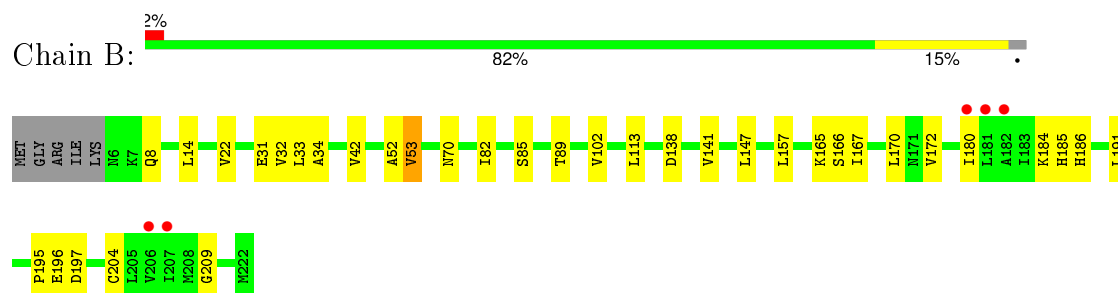
3 Residue-property plots [i](#)

These plots are drawn for all protein, RNA and DNA chains in the entry. The first graphic for a chain summarises the proportions of errors displayed in the second graphic. The second graphic shows the sequence view annotated by issues in geometry and electron density. Residues are color-coded according to the number of geometric quality criteria for which they contain at least one outlier: green = 0, yellow = 1, orange = 2 and red = 3 or more. A red dot above a residue indicates a poor fit to the electron density ($RSRZ > 2$). Stretches of 2 or more consecutive residues without any outlier are shown as a green connector. Residues present in the sample, but not in the model, are shown in grey.

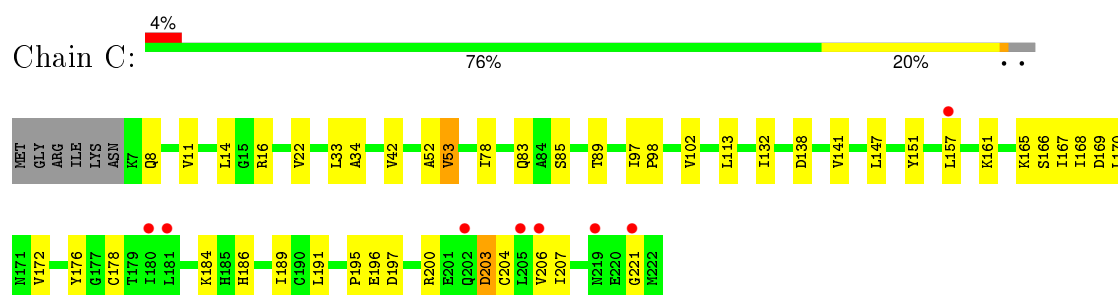
- Molecule 1: Ktr system potassium uptake protein A



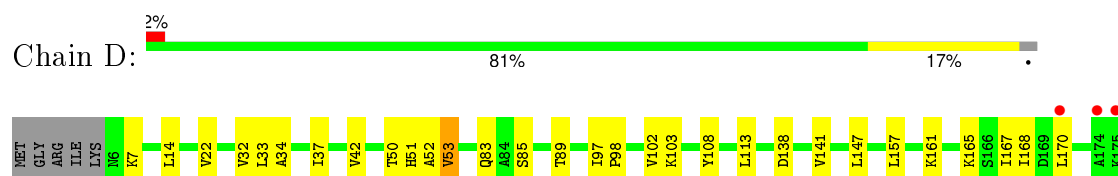
- Molecule 1: Ktr system potassium uptake protein A

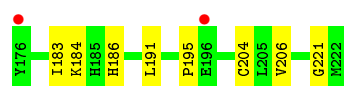


- Molecule 1: Ktr system potassium uptake protein A

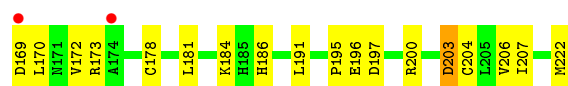
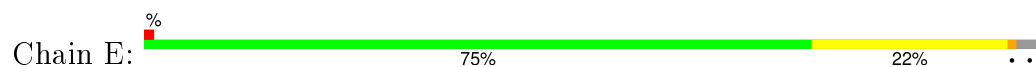


- Molecule 1: Ktr system potassium uptake protein A

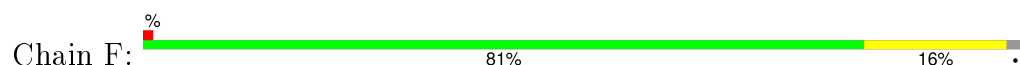




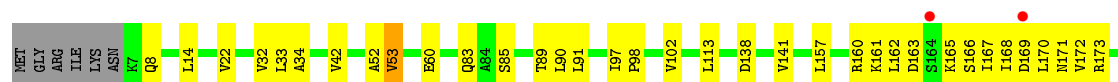
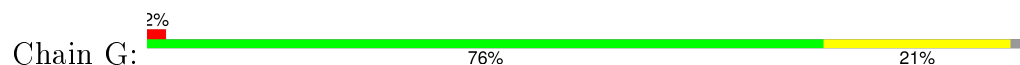
- Molecule 1: Ktr system potassium uptake protein A



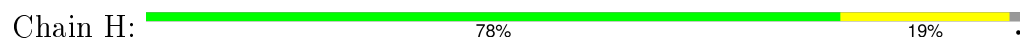
- Molecule 1: Ktr system potassium uptake protein A



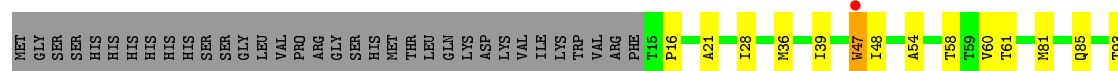
- Molecule 1: Ktr system potassium uptake protein A

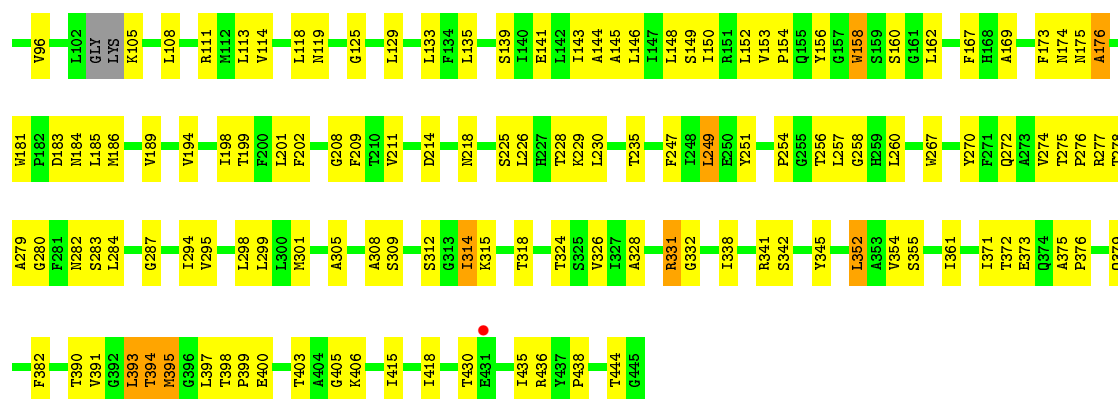


- Molecule 1: Ktr system potassium uptake protein A



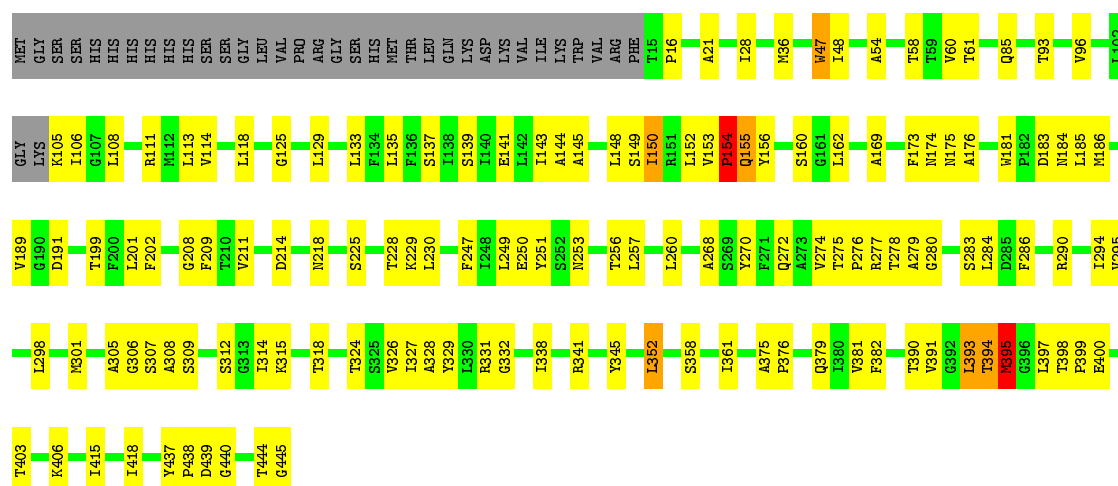
- Molecule 2: Ktr system potassium uptake protein B





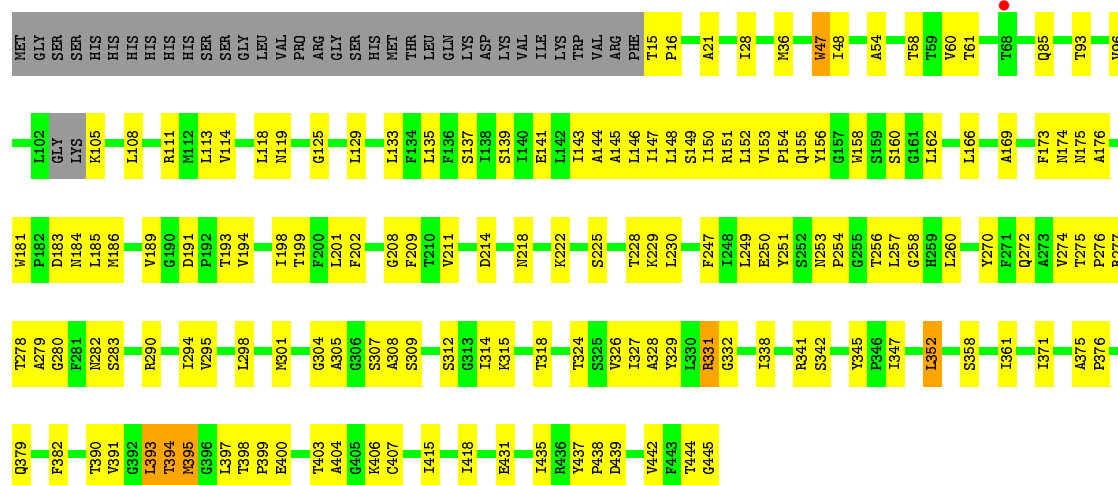
• Molecule 2: Ktr system potassium uptake protein B

Chain J: 63% 28% 8%

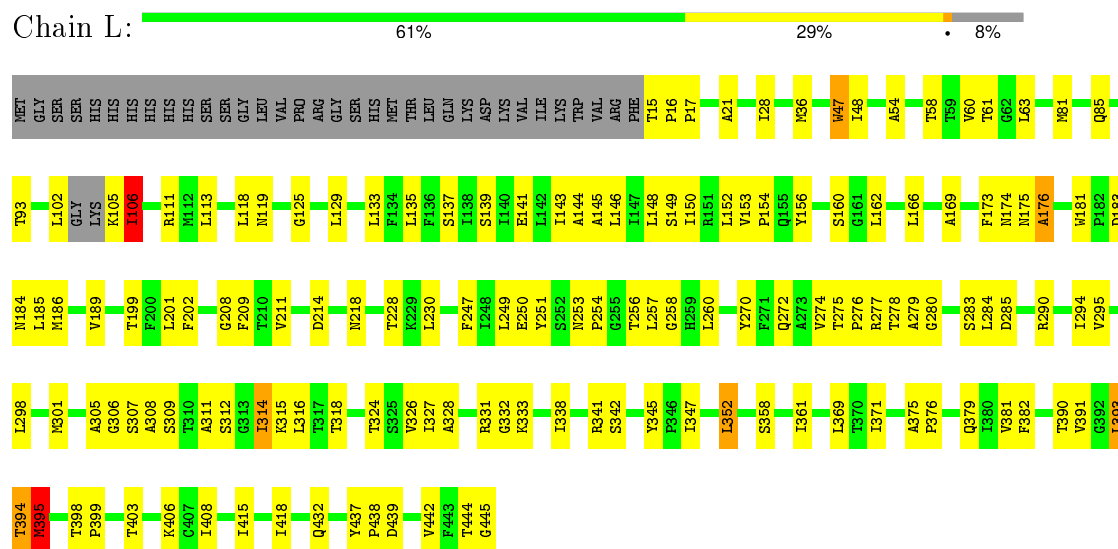


• Molecule 2: Ktr system potassium uptake protein B

Chain K: 60% 31% 8%



• Molecule 2: Ktr system potassium uptake protein B



4 Data and refinement statistics

Property	Value	Source
Space group	P 1 21 1	Depositor
Cell constants a, b, c, α , β , γ	146.52Å 140.19Å 153.93Å 90.00° 105.69° 90.00°	Depositor
Resolution (Å)	147.44 – 3.50 55.00 – 3.30	Depositor EDS
% Data completeness (in resolution range)	79.6 (147.44-3.50) 68.2 (55.00-3.30)	Depositor EDS
R_{merge}	(Not available)	Depositor
R_{sym}	0.16	Depositor
$\langle I/\sigma(I) \rangle$ ¹	2.31 (at 3.33Å)	Xtriage
Refinement program	REFMAC 5.6.0117	Depositor
R, R_{free}	0.258 , 0.273 0.256 , 0.270	Depositor DCC
R_{free} test set	3060 reflections (5.34%)	DCC
Wilson B-factor (Å ²)	69.4	Xtriage
Anisotropy	0.033	Xtriage
Bulk solvent k_{sol} (e/Å ³), B_{sol} (Å ²)	0.29 , 10.8	EDS
Estimated twinning fraction	0.059 for l,-k,h	Xtriage
L-test for twinning ²	$\langle L \rangle = 0.42$, $\langle L^2 \rangle = 0.24$	Xtriage
Outliers	0 of 61449 reflections	Xtriage
F_o, F_c correlation	0.84	EDS
Total number of atoms	26996	wwPDB-VP
Average B, all atoms (Å ²)	66.0	wwPDB-VP

Xtriage's analysis on translational NCS is as follows: *The largest off-origin peak in the Patterson function is 3.76% of the height of the origin peak. No significant pseudotranslation is detected.*

¹Intensities estimated from amplitudes.

²Theoretical values of $\langle |L| \rangle$, $\langle L^2 \rangle$ for acentric reflections are 0.5, 0.375 respectively for untwinned datasets, and 0.333, 0.2 for perfectly twinned datasets.

5 Model quality

5.1 Standard geometry

Bond lengths and bond angles in the following residue types are not validated in this section: K, ATP

The Z score for a bond length (or angle) is the number of standard deviations the observed value is removed from the expected value. A bond length (or angle) with $|Z| > 5$ is considered an outlier worth inspection. RMSZ is the root-mean-square of all Z scores of the bond lengths (or angles).

Mol	Chain	Bond lengths		Bond angles	
		RMSZ	$\# Z > 5$	RMSZ	$\# Z > 5$
1	A	0.45	1/1725 (0.1%)	0.56	2/2330 (0.1%)
1	B	0.41	0/1733	0.53	0/2341
1	C	0.40	0/1725	0.51	2/2330 (0.1%)
1	D	0.43	0/1733	0.53	1/2341 (0.0%)
1	E	0.46	1/1725 (0.1%)	0.55	3/2330 (0.1%)
1	F	0.42	0/1733	0.54	0/2341
1	G	0.41	0/1725	0.55	2/2330 (0.1%)
1	H	0.47	2/1733 (0.1%)	0.59	3/2341 (0.1%)
2	I	0.48	4/3351 (0.1%)	0.65	6/4556 (0.1%)
2	J	0.53	4/3351 (0.1%)	0.66	4/4556 (0.1%)
2	K	0.48	3/3351 (0.1%)	0.64	5/4556 (0.1%)
2	L	0.48	2/3351 (0.1%)	0.65	4/4556 (0.1%)
All	All	0.46	17/27236 (0.1%)	0.60	32/36908 (0.1%)

Chiral center outliers are detected by calculating the chiral volume of a chiral center and verifying if the center is modelled as a planar moiety or with the opposite hand. A planarity outlier is detected by checking planarity of atoms in a peptide group, atoms in a mainchain group or atoms of a sidechain that are expected to be planar.

Mol	Chain	#Chirality outliers	#Planarity outliers
2	I	0	1
2	J	0	2
2	K	0	1
2	L	0	3
All	All	0	7

All (17) bond length outliers are listed below:

Mol	Chain	Res	Type	Atoms	Z	Observed(Å)	Ideal(Å)
2	J	155	GLN	CB-CG	9.51	1.78	1.52
1	H	51	HIS	CG-CD2	-8.37	1.21	1.35

Continued on next page...

Continued from previous page...

Mol	Chain	Res	Type	Atoms	Z	Observed(Å)	Ideal(Å)
2	J	155	GLN	CD-NE2	7.49	1.51	1.32
1	E	51	HIS	CG-ND1	-6.87	1.23	1.38
1	A	51	HIS	CG-ND1	-6.34	1.24	1.38
2	L	181	TRP	CD2-CE2	5.52	1.48	1.41
2	L	47	TRP	CD2-CE2	5.42	1.47	1.41
2	K	47	TRP	CD2-CE2	5.39	1.47	1.41
2	J	181	TRP	CD2-CE2	5.38	1.47	1.41
2	K	181	TRP	CD2-CE2	5.37	1.47	1.41
2	J	47	TRP	CD2-CE2	5.35	1.47	1.41
2	I	47	TRP	CD2-CE2	5.29	1.47	1.41
2	I	158	TRP	CD2-CE2	5.16	1.47	1.41
2	I	267	TRP	CD2-CE2	5.13	1.47	1.41
1	H	51	HIS	CB-CG	-5.04	1.41	1.50
2	I	181	TRP	CD2-CE2	5.01	1.47	1.41
2	K	158	TRP	CD2-CE2	5.01	1.47	1.41

All (32) bond angle outliers are listed below:

Mol	Chain	Res	Type	Atoms	Z	Observed(°)	Ideal(°)
2	K	151	ARG	NE-CZ-NH1	-9.48	115.56	120.30
1	H	51	HIS	CG-ND1-CE1	7.65	118.91	108.20
1	H	51	HIS	CB-CA-C	-7.31	95.78	110.40
1	E	51	HIS	CB-CA-C	-7.05	96.31	110.40
1	A	51	HIS	CB-CA-C	-6.93	96.54	110.40
2	I	331	ARG	NE-CZ-NH1	-6.81	116.89	120.30
2	I	249	LEU	CA-CB-CG	6.64	130.57	115.30
1	H	51	HIS	ND1-CE1-NE2	-6.45	95.72	109.90
2	J	154	PRO	CA-N-CD	-6.44	102.49	111.50
1	D	51	HIS	CB-CA-C	-6.32	97.75	110.40
2	J	395	MET	N-CA-C	-6.12	94.48	111.00
2	I	314	ILE	CG1-CB-CG2	-6.07	98.04	111.40
2	L	395	MET	N-CA-C	-6.02	94.75	111.00
2	L	106	ILE	CG1-CB-CG2	-5.75	98.75	111.40
2	K	352	LEU	CA-CB-CG	5.64	128.27	115.30
2	I	395	MET	N-CA-C	-5.60	95.89	111.00
2	J	352	LEU	CA-CB-CG	5.59	128.16	115.30
2	K	395	MET	N-CA-C	-5.57	95.95	111.00
2	J	155	GLN	CB-CA-C	-5.57	99.26	110.40
1	G	53	VAL	CB-CA-C	-5.37	101.20	111.40
2	I	352	LEU	CA-CB-CG	5.34	127.58	115.30
2	L	352	LEU	CA-CB-CG	5.33	127.56	115.30
2	K	331	ARG	NE-CZ-NH2	5.26	122.93	120.30

Continued on next page...

Continued from previous page...

Mol	Chain	Res	Type	Atoms	Z	Observed(°)	Ideal(°)
1	A	203	ASP	CB-CG-OD2	5.26	123.03	118.30
2	L	285	ASP	CB-CG-OD2	5.25	123.02	118.30
1	E	203	ASP	CB-CG-OD2	5.20	122.98	118.30
1	C	203	ASP	CB-CG-OD2	5.19	122.97	118.30
1	G	203	ASP	CB-CG-OD2	5.16	122.94	118.30
1	C	53	VAL	CB-CA-C	-5.14	101.62	111.40
2	I	299	LEU	CA-CB-CG	5.04	126.90	115.30
1	E	53	VAL	CB-CA-C	-5.01	101.88	111.40
2	K	166	LEU	CA-CB-CG	5.00	126.80	115.30

There are no chirality outliers.

All (7) planarity outliers are listed below:

Mol	Chain	Res	Type	Group
2	I	394	THR	Peptide
2	J	394	THR	Peptide
2	J	395	MET	Peptide
2	K	394	THR	Peptide
2	L	314	ILE	Peptide
2	L	394	THR	Peptide
2	L	395	MET	Peptide

5.2 Too-close contacts

In the following table, the Non-H and H(model) columns list the number of non-hydrogen atoms and hydrogen atoms in the chain respectively. The H(added) column lists the number of hydrogen atoms added and optimized by MolProbity. The Clashes column lists the number of clashes within the asymmetric unit, whereas Symm-Clashes lists symmetry related clashes.

Mol	Chain	Non-H	H(model)	H(added)	Clashes	Symm-Clashes
1	A	1699	0	1728	44	1
1	B	1707	0	1734	30	0
1	C	1699	0	1728	62	0
1	D	1707	0	1734	33	0
1	E	1699	0	1728	57	18
1	F	1707	0	1734	36	1
1	G	1699	0	1728	58	19
1	H	1707	0	1734	41	0
2	I	3280	0	3461	158	1
2	J	3280	0	3461	156	0
2	K	3280	0	3461	191	0

Continued on next page...

Continued from previous page...

Mol	Chain	Non-H	H(model)	H(added)	Clashes	Symm-Clashes
2	L	3280	0	3461	163	0
3	A	31	0	12	1	0
3	B	31	0	12	1	0
3	C	31	0	12	1	0
3	D	31	0	12	3	0
3	E	31	0	12	3	0
3	F	31	0	12	1	0
3	G	31	0	12	0	0
3	H	31	0	12	2	0
4	I	1	0	0	0	0
4	J	1	0	0	0	0
4	K	1	0	0	0	0
4	L	1	0	0	0	0
All	All	26996	0	27788	949	20

The all-atom clashscore is defined as the number of clashes found per 1000 atoms (including hydrogen atoms). The all-atom clashscore for this structure is 17.

All (949) close contacts within the same asymmetric unit are listed below, sorted by their clash magnitude.

Atom-1	Atom-2	Interatomic distance (Å)	Clash overlap (Å)
2:J:155:GLN:CB	2:J:155:GLN:CG	1.78	1.55
2:K:150:ILE:HD12	2:K:162:LEU:CD2	1.39	1.53
2:K:150:ILE:CD1	2:K:162:LEU:HD21	1.44	1.43
1:C:167:ILE:CG2	1:C:195:PRO:HA	1.59	1.30
2:K:150:ILE:CD1	2:K:162:LEU:CD2	2.06	1.25
2:I:152:LEU:HD23	2:I:152:LEU:O	1.40	1.22
2:L:145:ALA:HB2	2:L:169:ALA:CB	1.71	1.20
2:I:312:SER:CB	2:I:315:LYS:HD3	1.70	1.20
2:I:145:ALA:HB2	2:I:169:ALA:CB	1.72	1.19
2:L:208:GLY:HA2	2:L:308:ALA:HB2	1.24	1.18
1:E:161:LYS:HD2	1:E:222:MET:O	1.38	1.17
2:K:145:ALA:HB2	2:K:169:ALA:CB	1.74	1.17
2:L:145:ALA:CB	2:L:169:ALA:HB2	1.74	1.17
2:J:145:ALA:HB2	2:J:169:ALA:CB	1.73	1.17
1:A:172:VAL:HG11	1:A:207:ILE:HD11	1.28	1.16
1:C:167:ILE:HG22	1:C:196:GLU:HA	1.19	1.16
2:J:145:ALA:CB	2:J:169:ALA:HB2	1.75	1.15
2:K:145:ALA:CB	2:K:169:ALA:HB2	1.77	1.14
2:L:208:GLY:HA2	2:L:308:ALA:CB	1.77	1.14
2:I:145:ALA:CB	2:I:169:ALA:HB2	1.77	1.13

Continued on next page...

Continued from previous page...

Atom-1	Atom-2	Interatomic distance (Å)	Clash overlap (Å)
2:K:208:GLY:HA2	2:K:308:ALA:HB2	1.14	1.13
2:I:312:SER:HB2	2:I:315:LYS:HD3	1.26	1.13
2:I:312:SER:HB2	2:I:315:LYS:CD	1.78	1.12
2:J:208:GLY:HA2	2:J:308:ALA:HB2	1.15	1.11
2:J:208:GLY:HA2	2:J:308:ALA:CB	1.82	1.10
2:K:150:ILE:HD11	2:K:162:LEU:HD21	1.20	1.10
2:L:208:GLY:CA	2:L:308:ALA:HB2	1.80	1.09
2:I:208:GLY:HA2	2:I:308:ALA:HB2	1.15	1.09
2:I:208:GLY:HA2	2:I:308:ALA:CB	1.83	1.08
2:K:208:GLY:HA2	2:K:308:ALA:CB	1.83	1.07
2:K:150:ILE:HD12	2:K:162:LEU:HD23	1.28	1.07
1:C:167:ILE:CG2	1:C:196:GLU:HA	1.84	1.07
2:L:209:PHE:H	2:L:308:ALA:CB	1.67	1.07
2:J:312:SER:HB2	2:J:315:LYS:CD	1.85	1.07
2:L:145:ALA:CB	2:L:169:ALA:CB	2.31	1.06
2:J:312:SER:HB2	2:J:315:LYS:CE	1.84	1.06
2:J:145:ALA:CB	2:J:169:ALA:CB	2.33	1.06
1:C:167:ILE:HG21	1:C:195:PRO:HA	1.09	1.05
2:K:208:GLY:CA	2:K:308:ALA:HB2	1.87	1.05
1:A:167:ILE:HD11	1:A:183:ILE:HD11	1.35	1.05
2:K:145:ALA:CB	2:K:169:ALA:CB	2.33	1.04
1:G:167:ILE:CG2	1:G:195:PRO:HA	1.87	1.04
2:I:208:GLY:CA	2:I:308:ALA:HB2	1.87	1.04
2:L:312:SER:HB2	2:L:315:LYS:CE	1.87	1.04
2:L:145:ALA:HB2	2:L:169:ALA:HB2	1.30	1.03
2:J:145:ALA:HB2	2:J:169:ALA:HB2	1.32	1.03
2:J:208:GLY:CA	2:J:308:ALA:HB2	1.87	1.03
2:I:145:ALA:CB	2:I:169:ALA:CB	2.32	1.03
2:L:272:GLN:HE22	2:L:283:SER:HB3	1.23	1.03
2:K:28:ILE:HG12	2:K:58:THR:HG21	1.40	1.02
2:L:28:ILE:HG12	2:L:58:THR:HG21	1.40	1.02
2:I:312:SER:HB2	2:I:315:LYS:CE	1.89	1.01
2:J:272:GLN:HE22	2:J:283:SER:HB3	1.24	1.01
2:J:28:ILE:HG12	2:J:58:THR:HG21	1.39	1.01
2:J:312:SER:HB2	2:J:315:LYS:HD3	1.40	1.01
2:K:312:SER:HB2	2:K:315:LYS:HD3	1.41	1.01
2:L:15:THR:CG2	2:L:17:PRO:HD2	1.89	1.01
1:G:168:ILE:HB	1:G:195:PRO:HB3	1.43	1.01
2:L:15:THR:HG22	2:L:17:PRO:HD2	1.00	1.00
2:J:209:PHE:H	2:J:308:ALA:CB	1.74	0.99
2:I:314:ILE:HD12	2:I:355:SER:HA	1.38	0.99

Continued on next page...

Continued from previous page...

Atom-1	Atom-2	Interatomic distance (Å)	Clash overlap (Å)
2:K:394:THR:HG21	2:K:398:THR:OG1	1.60	0.99
2:I:209:PHE:H	2:I:308:ALA:CB	1.75	0.99
2:K:272:GLN:HE22	2:K:283:SER:HB3	1.27	0.99
2:K:145:ALA:HB2	2:K:169:ALA:HB2	1.33	0.99
2:K:209:PHE:H	2:K:308:ALA:CB	1.75	0.98
2:I:145:ALA:HB2	2:I:169:ALA:HB2	1.32	0.98
2:I:28:ILE:HG12	2:I:58:THR:HG21	1.44	0.98
2:I:312:SER:HB2	2:I:315:LYS:HE2	1.46	0.97
2:L:394:THR:HG21	2:L:398:THR:OG1	1.62	0.97
2:I:394:THR:HG21	2:I:398:THR:OG1	1.65	0.96
2:L:15:THR:HG22	2:L:17:PRO:CD	1.95	0.96
2:I:272:GLN:HE22	2:I:283:SER:HB3	1.27	0.96
1:C:167:ILE:HG21	1:C:195:PRO:CA	1.94	0.96
2:L:312:SER:HB2	2:L:315:LYS:CD	1.97	0.95
1:C:167:ILE:CG2	1:C:195:PRO:CA	2.45	0.95
2:K:152:LEU:HD21	2:K:191:ASP:OD2	1.65	0.94
1:G:172:VAL:HG11	1:G:207:ILE:HD11	1.47	0.94
1:A:168:ILE:HB	1:A:195:PRO:HB3	1.49	0.94
2:L:209:PHE:H	2:L:308:ALA:HB1	1.32	0.94
1:E:161:LYS:CD	1:E:222:MET:O	2.16	0.94
2:K:152:LEU:CD2	2:K:193:THR:HB	1.98	0.94
1:E:167:ILE:CG2	1:E:195:PRO:HA	1.98	0.93
2:J:28:ILE:HG12	2:J:58:THR:CG2	1.98	0.93
1:E:22:VAL:HG23	1:E:32:VAL:HG11	1.47	0.93
1:G:167:ILE:HG21	1:G:195:PRO:HA	1.51	0.93
1:A:22:VAL:HG23	1:A:32:VAL:HG11	1.51	0.93
1:A:167:ILE:HD11	1:A:183:ILE:CD1	1.98	0.92
2:K:379:GLN:HA	2:K:395:MET:CE	2.00	0.92
2:K:152:LEU:HD22	2:K:193:THR:HB	1.49	0.92
2:J:153:VAL:HG12	2:J:153:VAL:O	1.70	0.92
2:J:394:THR:HG21	2:J:398:THR:OG1	1.68	0.91
2:K:312:SER:HB2	2:K:315:LYS:CD	1.98	0.91
2:J:312:SER:CB	2:J:315:LYS:HD3	2.00	0.91
2:K:28:ILE:HG12	2:K:58:THR:CG2	2.00	0.91
2:L:28:ILE:HG12	2:L:58:THR:CG2	2.00	0.90
1:E:22:VAL:HG23	1:E:32:VAL:CG1	2.02	0.90
1:E:167:ILE:HG22	1:E:197:ASP:H	1.35	0.89
1:A:167:ILE:HD12	1:A:197:ASP:HB2	1.54	0.89
2:L:312:SER:HB2	2:L:315:LYS:HE3	1.53	0.89
2:I:28:ILE:HG12	2:I:58:THR:CG2	2.02	0.89
1:D:22:VAL:HG23	1:D:32:VAL:HG11	1.54	0.89

Continued on next page...

Continued from previous page...

Atom-1	Atom-2	Interatomic distance (Å)	Clash overlap (Å)
2:K:308:ALA:HB3	2:K:309:SER:HA	1.54	0.89
1:G:167:ILE:HG22	1:G:196:GLU:HA	1.53	0.88
1:C:167:ILE:HG22	1:C:196:GLU:CA	2.03	0.88
2:I:308:ALA:HB3	2:I:309:SER:HA	1.54	0.88
1:H:22:VAL:HG23	1:H:32:VAL:HG11	1.57	0.87
2:J:145:ALA:HB1	2:J:169:ALA:HB2	1.55	0.87
2:K:209:PHE:H	2:K:308:ALA:HB1	1.38	0.86
2:J:209:PHE:H	2:J:308:ALA:HB1	1.37	0.86
2:J:308:ALA:HB3	2:J:309:SER:HA	1.57	0.86
2:I:209:PHE:H	2:I:308:ALA:HB1	1.38	0.86
2:I:152:LEU:O	2:I:152:LEU:CD2	2.23	0.86
2:L:145:ALA:HB1	2:L:169:ALA:HB2	1.54	0.86
2:K:185:LEU:HD11	2:K:194:VAL:HG11	1.58	0.85
2:I:145:ALA:HB1	2:I:169:ALA:HB2	1.57	0.85
2:L:153:VAL:HG12	2:L:153:VAL:O	1.74	0.85
1:D:22:VAL:HG23	1:D:32:VAL:CG1	2.07	0.85
2:L:209:PHE:N	2:L:308:ALA:CB	2.40	0.84
2:K:147:ILE:O	2:K:150:ILE:HG22	1.77	0.84
1:H:172:VAL:HG11	1:H:207:ILE:HD11	1.57	0.84
1:A:22:VAL:HG23	1:A:32:VAL:CG1	2.08	0.84
2:K:155:GLN:O	2:K:155:GLN:HG2	1.77	0.84
1:G:22:VAL:HG23	1:G:32:VAL:HG11	1.57	0.83
2:L:308:ALA:HB3	2:L:309:SER:HA	1.60	0.83
2:L:312:SER:HB2	2:L:315:LYS:HD3	1.58	0.83
1:G:167:ILE:HG22	1:G:197:ASP:H	1.43	0.83
2:K:185:LEU:HG	2:K:185:LEU:O	1.78	0.83
2:K:145:ALA:HB1	2:K:169:ALA:HB2	1.57	0.83
2:J:150:ILE:O	2:J:154:PRO:HD3	1.77	0.82
2:I:145:ALA:HB2	2:I:169:ALA:HB1	1.59	0.82
2:L:312:SER:CB	2:L:315:LYS:HD3	2.09	0.82
2:K:153:VAL:O	2:K:153:VAL:HG12	1.80	0.81
2:L:145:ALA:HB2	2:L:169:ALA:HB1	1.59	0.81
2:J:145:ALA:HB2	2:J:169:ALA:HB1	1.60	0.81
1:C:172:VAL:CG1	1:C:178:CYS:HB2	2.09	0.81
2:K:152:LEU:HD22	2:K:193:THR:CB	2.10	0.80
1:H:22:VAL:HG23	1:H:32:VAL:CG1	2.12	0.80
1:F:168:ILE:HB	1:F:195:PRO:HB3	1.63	0.80
2:K:257:LEU:HD23	2:K:257:LEU:O	1.80	0.80
2:K:145:ALA:HB2	2:K:169:ALA:HB1	1.62	0.80
2:I:379:GLN:HA	2:I:395:MET:CE	2.12	0.80
2:K:379:GLN:HA	2:K:395:MET:HE2	1.62	0.79

Continued on next page...

Continued from previous page...

Atom-1	Atom-2	Interatomic distance (Å)	Clash overlap (Å)
2:K:111:ARG:NH1	2:K:125:GLY:HA2	1.97	0.79
1:E:89:THR:HG21	1:E:102:VAL:HG11	1.65	0.79
2:I:153:VAL:HG12	2:I:153:VAL:O	1.82	0.79
2:J:379:GLN:HA	2:J:395:MET:CE	2.13	0.79
1:E:172:VAL:HG11	1:E:207:ILE:HD11	1.65	0.79
1:F:70:ASN:HD21	2:L:111:ARG:CD	1.96	0.78
1:E:167:ILE:HG23	1:E:195:PRO:HA	1.65	0.78
1:G:167:ILE:CG2	1:G:196:GLU:HA	2.14	0.78
2:K:211:VAL:HG13	2:K:228:THR:HG23	1.65	0.78
2:L:111:ARG:NH1	2:L:125:GLY:HA2	1.97	0.78
1:B:22:VAL:HG23	1:B:32:VAL:HG11	1.65	0.78
2:K:394:THR:HB	2:K:395:MET:O	1.84	0.77
2:J:111:ARG:NH1	2:J:125:GLY:HA2	2.00	0.77
2:J:379:GLN:HA	2:J:395:MET:HE3	1.67	0.77
2:J:211:VAL:HG13	2:J:228:THR:HG23	1.65	0.77
1:C:167:ILE:HG23	1:C:195:PRO:HB3	1.67	0.76
1:G:189:ILE:HG13	1:G:191:LEU:HD12	1.66	0.76
2:L:211:VAL:HG13	2:L:228:THR:HG23	1.67	0.76
1:H:89:THR:HG21	1:H:102:VAL:HG11	1.66	0.76
2:J:209:PHE:N	2:J:308:ALA:CB	2.48	0.76
1:C:172:VAL:HG11	1:C:178:CYS:HB2	1.67	0.76
2:I:111:ARG:NH1	2:I:125:GLY:HA2	2.00	0.76
1:A:172:VAL:CG1	1:A:207:ILE:HD11	2.13	0.75
2:L:209:PHE:N	2:L:308:ALA:HB2	2.01	0.75
1:F:22:VAL:HG23	1:F:32:VAL:HG11	1.68	0.75
2:I:314:ILE:CD1	2:I:355:SER:HA	2.16	0.75
1:G:89:THR:HG21	1:G:102:VAL:HG11	1.68	0.74
1:G:172:VAL:CG1	1:G:178:CYS:HB2	2.17	0.74
1:G:22:VAL:HG23	1:G:32:VAL:CG1	2.16	0.74
2:K:209:PHE:N	2:K:308:ALA:CB	2.50	0.74
1:E:167:ILE:HG22	1:E:197:ASP:N	2.01	0.74
1:B:89:THR:HG21	1:B:102:VAL:HG11	1.66	0.74
2:L:208:GLY:HA2	2:L:308:ALA:HB3	1.69	0.74
1:H:167:ILE:HD11	1:H:183:ILE:HD11	1.68	0.74
2:I:209:PHE:N	2:I:308:ALA:CB	2.50	0.74
2:I:211:VAL:HG13	2:I:228:THR:HG23	1.69	0.74
2:K:214:ASP:OD1	2:K:218:ASN:ND2	2.21	0.74
1:A:167:ILE:CD1	1:A:183:ILE:HD11	2.15	0.73
1:C:11:VAL:HG11	1:C:22:VAL:HG23	1.70	0.73
1:C:89:THR:HG21	1:C:102:VAL:HG11	1.69	0.73
2:I:185:LEU:HD23	2:I:185:LEU:O	1.89	0.73

Continued on next page...

Continued from previous page...

Atom-1	Atom-2	Interatomic distance (Å)	Clash overlap (Å)
2:K:152:LEU:HG	2:K:152:LEU:O	1.87	0.73
1:G:168:ILE:HB	1:G:195:PRO:CB	2.19	0.73
2:L:106:ILE:O	2:L:106:ILE:CG2	2.36	0.73
1:E:53:VAL:HG11	2:I:435:ILE:HD12	1.70	0.72
1:A:89:THR:HG21	1:A:102:VAL:HG11	1.70	0.72
2:J:375:ALA:HB1	2:J:376:PRO:HD2	1.70	0.72
1:G:189:ILE:CG1	1:G:191:LEU:CD1	2.68	0.72
1:G:189:ILE:HG12	1:G:191:LEU:HD11	1.72	0.72
2:I:280:GLY:HA2	2:I:393:LEU:HD22	1.72	0.71
2:K:312:SER:HB3	2:K:315:LYS:HG2	1.71	0.71
1:D:167:ILE:HD11	1:D:183:ILE:HD11	1.72	0.71
1:F:22:VAL:HG23	1:F:32:VAL:CG1	2.19	0.71
1:G:189:ILE:HG12	1:G:191:LEU:CD1	2.20	0.71
1:D:89:THR:HG21	1:D:102:VAL:HG11	1.72	0.71
2:J:280:GLY:HA2	2:J:393:LEU:HD22	1.71	0.70
2:K:314:ILE:O	2:K:314:ILE:HG13	1.92	0.70
2:K:150:ILE:CD1	2:K:162:LEU:HD23	1.97	0.70
2:J:312:SER:HB2	2:J:315:LYS:HE2	1.71	0.70
2:J:312:SER:CB	2:J:315:LYS:CD	2.64	0.70
2:J:272:GLN:NE2	2:J:283:SER:HB3	2.05	0.70
1:F:89:THR:HG21	1:F:102:VAL:HG11	1.72	0.70
2:K:314:ILE:HG21	2:K:358:SER:OG	1.92	0.69
1:A:167:ILE:CD1	1:A:197:ASP:HB2	2.22	0.69
1:F:70:ASN:HD21	2:L:111:ARG:HD3	1.56	0.69
2:I:214:ASP:OD1	2:I:218:ASN:ND2	2.24	0.69
1:A:168:ILE:HB	1:A:195:PRO:CB	2.23	0.69
2:I:158:TRP:HE3	2:I:162:LEU:HD11	1.58	0.69
1:C:167:ILE:HG23	1:C:195:PRO:HA	1.70	0.69
1:G:167:ILE:HG22	1:G:197:ASP:N	2.06	0.69
2:L:375:ALA:HB1	2:L:376:PRO:HD2	1.73	0.69
2:I:403:THR:HA	2:I:406:LYS:HE3	1.73	0.69
2:K:141:GLU:O	2:K:145:ALA:HB3	1.92	0.69
2:L:186:MET:O	2:L:189:VAL:HG23	1.93	0.68
2:J:209:PHE:N	2:J:308:ALA:HB2	2.08	0.68
2:I:375:ALA:HB1	2:I:376:PRO:HD2	1.75	0.68
1:B:22:VAL:HG23	1:B:32:VAL:CG1	2.22	0.68
2:J:403:THR:HA	2:J:406:LYS:HE3	1.76	0.68
2:K:312:SER:CB	2:K:315:LYS:HD3	2.21	0.68
2:K:251:TYR:HA	2:K:257:LEU:CD2	2.24	0.68
2:K:314:ILE:CG2	2:K:358:SER:OG	2.41	0.67
2:I:186:MET:O	2:I:189:VAL:HG23	1.92	0.67

Continued on next page...

Continued from previous page...

Atom-1	Atom-2	Interatomic distance (Å)	Clash overlap (Å)
2:K:445:GLY:O	2:L:315:LYS:NZ	2.26	0.67
2:K:403:THR:HA	2:K:406:LYS:HE3	1.75	0.67
2:I:141:GLU:O	2:I:145:ALA:HB3	1.93	0.67
2:I:324:THR:HG21	2:I:338:ILE:HD11	1.76	0.67
2:L:403:THR:HA	2:L:406:LYS:HE3	1.74	0.67
2:I:230:LEU:HD21	2:I:338:ILE:HG21	1.76	0.67
2:I:209:PHE:N	2:I:308:ALA:HB2	2.09	0.67
1:E:55:ALA:HB2	2:I:435:ILE:HG22	1.76	0.67
2:K:230:LEU:HD21	2:K:338:ILE:HG21	1.75	0.67
1:C:167:ILE:HG23	1:C:195:PRO:CB	2.25	0.66
1:A:172:VAL:HG11	1:A:207:ILE:CD1	2.17	0.66
2:J:209:PHE:H	2:J:308:ALA:HB2	1.60	0.66
2:K:250:GLU:O	2:K:257:LEU:HD22	1.95	0.66
1:E:167:ILE:HG22	1:E:196:GLU:HA	1.77	0.66
1:E:89:THR:CG2	1:E:102:VAL:HG11	2.25	0.66
2:J:186:MET:O	2:J:189:VAL:HG23	1.96	0.66
2:K:375:ALA:HB1	2:K:376:PRO:HD2	1.76	0.66
1:E:54:ILE:HB	2:I:436:ARG:HB2	1.77	0.66
2:L:60:VAL:HG12	2:L:60:VAL:O	1.96	0.66
1:C:189:ILE:HG13	1:C:191:LEU:HD12	1.76	0.66
2:I:60:VAL:HG12	2:I:60:VAL:O	1.94	0.66
2:L:324:THR:HG21	2:L:338:ILE:HD11	1.77	0.66
2:L:257:LEU:HD12	2:L:284:LEU:HD11	1.78	0.66
2:L:185:LEU:HD23	2:L:185:LEU:O	1.95	0.66
1:D:168:ILE:HB	1:D:195:PRO:HB3	1.76	0.66
2:L:230:LEU:HD21	2:L:338:ILE:HG21	1.78	0.65
2:K:209:PHE:H	2:K:308:ALA:HB2	1.61	0.65
2:K:324:THR:HG21	2:K:338:ILE:HD11	1.78	0.65
2:L:280:GLY:HA2	2:L:393:LEU:HD22	1.78	0.65
2:K:209:PHE:N	2:K:308:ALA:HB2	2.09	0.65
1:H:89:THR:CG2	1:H:102:VAL:HG11	2.26	0.65
1:E:172:VAL:CG1	1:E:178:CYS:HB2	2.27	0.65
2:K:186:MET:O	2:K:189:VAL:HG23	1.96	0.65
2:L:153:VAL:CG1	2:L:153:VAL:O	2.44	0.65
2:L:214:ASP:OD1	2:L:218:ASN:ND2	2.29	0.65
2:J:257:LEU:HA	2:J:260:LEU:HD13	1.79	0.65
2:K:60:VAL:HG12	2:K:60:VAL:O	1.96	0.65
2:I:145:ALA:HB1	2:I:169:ALA:CB	2.21	0.64
1:B:89:THR:CG2	1:B:102:VAL:HG11	2.26	0.64
2:J:230:LEU:HD21	2:J:338:ILE:HG21	1.77	0.64
2:K:185:LEU:HD11	2:K:194:VAL:CG1	2.26	0.64

Continued on next page...

Continued from previous page...

Atom-1	Atom-2	Interatomic distance (Å)	Clash overlap (Å)
2:K:280:GLY:HA2	2:K:393:LEU:HD22	1.78	0.64
2:L:312:SER:CB	2:L:315:LYS:CD	2.71	0.64
2:J:183:ASP:O	2:J:185:LEU:N	2.28	0.64
2:J:141:GLU:O	2:J:145:ALA:HB3	1.98	0.64
2:I:272:GLN:NE2	2:I:283:SER:HB3	2.08	0.64
2:J:314:ILE:CG2	2:J:358:SER:OG	2.46	0.64
2:L:105:LYS:HG3	2:L:105:LYS:O	1.98	0.63
2:L:272:GLN:NE2	2:L:283:SER:HB3	2.05	0.63
1:F:184:LYS:HB3	1:F:204:CYS:HB2	1.81	0.63
1:H:78:ILE:HG12	3:H:301:ATP:O4'	1.98	0.63
2:J:185:LEU:HD23	2:J:185:LEU:O	1.98	0.63
2:I:105:LYS:O	2:I:105:LYS:HG3	1.99	0.63
2:J:155:GLN:CA	2:J:155:GLN:CG	2.74	0.63
1:C:167:ILE:HG23	1:C:195:PRO:CA	2.26	0.63
2:I:146:LEU:O	2:I:150:ILE:HB	1.98	0.63
1:G:89:THR:CG2	1:G:102:VAL:HG11	2.27	0.63
1:A:172:VAL:CG1	1:A:178:CYS:HB2	2.28	0.63
2:K:111:ARG:HH11	2:K:125:GLY:HA2	1.64	0.63
2:L:141:GLU:O	2:L:145:ALA:HB3	1.99	0.63
2:K:352:LEU:HD23	2:L:352:LEU:HD23	1.81	0.63
2:J:150:ILE:HD11	2:J:162:LEU:CD2	2.29	0.62
1:A:89:THR:CG2	1:A:102:VAL:HG11	2.29	0.62
2:L:153:VAL:N	2:L:154:PRO:CD	2.62	0.62
2:K:184:ASN:O	2:K:185:LEU:HB3	1.98	0.62
2:K:272:GLN:NE2	2:K:283:SER:HB3	2.09	0.62
1:C:89:THR:CG2	1:C:102:VAL:HG11	2.29	0.62
2:L:257:LEU:HA	2:L:260:LEU:HD13	1.80	0.62
1:F:165:LYS:HB3	1:F:170:LEU:HD13	1.81	0.62
2:K:152:LEU:HD21	2:K:191:ASP:CG	2.20	0.62
1:H:165:LYS:HB3	1:H:170:LEU:HD13	1.80	0.62
2:K:312:SER:CB	2:K:315:LYS:HG2	2.30	0.62
1:D:89:THR:CG2	1:D:102:VAL:HG11	2.30	0.62
1:G:165:LYS:HB3	1:G:170:LEU:HD13	1.81	0.62
2:L:149:SER:O	2:L:153:VAL:HB	1.99	0.62
2:J:152:LEU:HG	2:J:152:LEU:O	1.99	0.62
1:G:189:ILE:HG13	1:G:191:LEU:CD1	2.31	0.61
2:J:324:THR:HG21	2:J:338:ILE:HD11	1.81	0.61
2:J:214:ASP:OD1	2:J:218:ASN:ND2	2.33	0.61
2:K:145:ALA:HB1	2:K:169:ALA:CB	2.21	0.61
1:G:167:ILE:HG23	1:G:195:PRO:HA	1.81	0.61
2:I:345:TYR:CE1	2:J:345:TYR:CE1	2.88	0.61

Continued on next page...

Continued from previous page...

Atom-1	Atom-2	Interatomic distance (Å)	Clash overlap (Å)
2:I:394:THR:HB	2:I:395:MET:O	1.99	0.61
1:E:167:ILE:CG2	1:E:196:GLU:HA	2.31	0.61
1:F:89:THR:CG2	1:F:102:VAL:HG11	2.30	0.61
2:K:105:LYS:HG3	2:K:105:LYS:O	1.99	0.61
1:G:172:VAL:HG12	1:G:178:CYS:HB2	1.81	0.60
1:E:165:LYS:HB3	1:E:170:LEU:HD13	1.83	0.60
2:L:60:VAL:HG13	2:L:176:ALA:HA	1.83	0.60
1:A:165:LYS:HB3	1:A:170:LEU:HD13	1.84	0.60
1:D:184:LYS:HB3	1:D:204:CYS:HB2	1.82	0.60
1:C:165:LYS:HB3	1:C:170:LEU:HD13	1.83	0.60
2:J:153:VAL:O	2:J:153:VAL:CG1	2.42	0.60
2:J:60:VAL:O	2:J:60:VAL:HG12	2.01	0.60
2:L:183:ASP:O	2:L:185:LEU:N	2.33	0.60
1:F:82:ILE:HD13	1:G:83:GLN:NE2	2.17	0.60
2:L:111:ARG:HH11	2:L:125:GLY:HA2	1.63	0.60
1:B:184:LYS:HB3	1:B:204:CYS:HB2	1.82	0.60
1:H:184:LYS:HB3	1:H:204:CYS:HB2	1.84	0.60
2:K:149:SER:O	2:K:153:VAL:HB	2.02	0.59
2:J:111:ARG:HH11	2:J:125:GLY:HA2	1.67	0.59
1:C:189:ILE:HG12	1:C:191:LEU:HD11	1.84	0.59
1:A:151:TYR:CD1	1:B:191:LEU:HD11	2.37	0.59
1:D:165:LYS:HB3	1:D:170:LEU:HD13	1.84	0.59
1:G:167:ILE:HG22	1:G:196:GLU:CA	2.30	0.59
1:E:55:ALA:CB	2:I:435:ILE:HG22	2.33	0.59
1:E:168:ILE:HG22	1:E:196:GLU:HB3	1.85	0.59
2:J:118:LEU:HD13	2:J:129:LEU:HD23	1.84	0.59
1:E:161:LYS:HD2	1:E:222:MET:C	2.22	0.59
1:B:166:SER:OG	1:B:196:GLU:HB2	2.03	0.59
2:L:432:GLN:O	2:L:432:GLN:HG3	2.03	0.59
2:I:149:SER:O	2:I:153:VAL:HB	2.02	0.59
1:G:167:ILE:HG23	1:G:168:ILE:N	2.17	0.59
1:C:189:ILE:CG1	1:C:191:LEU:CD1	2.81	0.59
1:F:82:ILE:HB	1:G:83:GLN:CD	2.23	0.59
1:D:83:GLN:HB2	1:E:83:GLN:HB2	1.85	0.59
1:A:184:LYS:HB3	1:A:204:CYS:HB2	1.84	0.59
2:L:106:ILE:O	2:L:106:ILE:HG22	2.02	0.59
2:I:371:ILE:HD11	2:J:249:LEU:HD21	1.83	0.59
2:L:208:GLY:C	2:L:308:ALA:HB2	2.22	0.59
1:F:166:SER:OG	1:F:196:GLU:HB2	2.03	0.58
2:K:345:TYR:CE1	2:L:345:TYR:CE1	2.91	0.58
2:J:105:LYS:HG3	2:J:105:LYS:O	2.02	0.58

Continued on next page...

Continued from previous page...

Atom-1	Atom-2	Interatomic distance (Å)	Clash overlap (Å)
1:A:33:LEU:HD11	1:A:53:VAL:CG2	2.33	0.58
2:K:312:SER:HB2	2:K:315:LYS:CE	2.32	0.58
2:I:314:ILE:HD12	2:I:355:SER:CA	2.24	0.58
1:A:108:TYR:OH	1:H:60:GLU:OE1	2.21	0.58
1:C:167:ILE:HG23	1:C:168:ILE:N	2.18	0.58
1:F:168:ILE:HB	1:F:195:PRO:CB	2.32	0.58
1:H:168:ILE:HB	1:H:195:PRO:HB3	1.84	0.58
1:B:8:GLN:NE2	2:K:108:LEU:N	2.51	0.58
2:I:287:GLY:HA2	2:I:395:MET:HG2	1.84	0.58
1:A:172:VAL:HG12	1:A:178:CYS:HB2	1.83	0.58
1:B:8:GLN:HE21	2:K:108:LEU:N	2.02	0.58
1:E:184:LYS:HB3	1:E:204:CYS:HB2	1.85	0.58
2:K:254:PRO:HA	2:K:258:GLY:HA3	1.86	0.58
1:E:33:LEU:HD11	1:E:53:VAL:CG2	2.33	0.58
2:J:150:ILE:CD1	2:J:162:LEU:CD2	2.81	0.58
1:G:184:LYS:HB3	1:G:204:CYS:HB2	1.86	0.58
1:B:8:GLN:HE21	2:K:108:LEU:H	1.50	0.57
2:L:307:SER:HA	2:L:315:LYS:HD2	1.87	0.57
2:I:54:ALA:O	2:I:58:THR:HG22	2.03	0.57
1:B:165:LYS:HB3	1:B:170:LEU:HD13	1.85	0.57
1:C:184:LYS:HB3	1:C:204:CYS:HB2	1.86	0.57
2:J:268:ALA:HB1	2:J:284:LEU:HD21	1.85	0.57
2:K:152:LEU:HD23	2:K:193:THR:HB	1.82	0.57
1:C:189:ILE:HG12	1:C:191:LEU:CD1	2.35	0.57
2:K:199:THR:HG21	2:K:270:TYR:CE2	2.40	0.57
2:K:150:ILE:HD11	2:K:162:LEU:CD2	2.01	0.56
2:I:60:VAL:HG13	2:I:176:ALA:HA	1.87	0.56
2:K:249:LEU:CD2	2:L:371:ILE:HD11	2.35	0.56
1:G:33:LEU:HD11	1:G:53:VAL:CG2	2.34	0.56
2:I:361:ILE:HD13	2:I:415:ILE:HG21	1.87	0.56
2:K:379:GLN:HA	2:K:395:MET:HE1	1.82	0.56
1:E:167:ILE:HG23	1:E:195:PRO:CA	2.35	0.56
2:L:36:MET:HE2	2:L:47:TRP:HA	1.86	0.56
2:L:145:ALA:HB1	2:L:169:ALA:CB	2.20	0.56
2:L:150:ILE:HG21	2:L:162:LEU:HD23	1.86	0.56
2:J:145:ALA:HB1	2:J:169:ALA:CB	2.21	0.56
1:F:22:VAL:HG21	1:F:34:ALA:HB2	1.87	0.56
2:L:199:THR:HG21	2:L:270:TYR:HE2	1.71	0.56
2:I:352:LEU:HD23	2:J:352:LEU:HD23	1.87	0.56
1:E:200:ARG:HB2	1:E:203:ASP:OD2	2.05	0.56
2:K:361:ILE:HD13	2:K:415:ILE:HG21	1.87	0.56

Continued on next page...

Continued from previous page...

Atom-1	Atom-2	Interatomic distance (Å)	Clash overlap (Å)
1:E:22:VAL:HG23	1:E:32:VAL:HG12	1.86	0.56
1:C:172:VAL:HG11	1:C:207:ILE:HD11	1.88	0.56
1:C:11:VAL:HB	1:C:22:VAL:CG2	2.36	0.56
2:K:312:SER:CB	2:K:315:LYS:CD	2.80	0.56
2:L:60:VAL:HG11	2:L:174:ASN:O	2.06	0.56
2:I:199:THR:HG21	2:I:270:TYR:CE2	2.41	0.56
1:C:11:VAL:HB	1:C:22:VAL:HG22	1.88	0.56
1:C:78:ILE:HG23	3:C:601:ATP:H5'2	1.88	0.56
1:A:173:ARG:HA	1:A:178:CYS:O	2.06	0.56
2:J:361:ILE:HD13	2:J:415:ILE:HG21	1.88	0.56
2:I:225:SER:O	2:I:229:LYS:HG3	2.06	0.56
1:C:167:ILE:HG22	1:C:197:ASP:H	1.70	0.55
1:C:172:VAL:HG13	1:C:176:TYR:HB2	1.89	0.55
2:L:361:ILE:HD13	2:L:415:ILE:HG21	1.88	0.55
1:C:33:LEU:HD11	1:C:53:VAL:CG2	2.37	0.55
1:G:189:ILE:CG1	1:G:191:LEU:HD12	2.30	0.55
2:L:36:MET:CE	2:L:47:TRP:HA	2.36	0.55
2:I:36:MET:HE2	2:I:47:TRP:HA	1.88	0.55
2:K:152:LEU:CD2	2:K:191:ASP:OD2	2.48	0.55
1:H:172:VAL:HG12	1:H:178:CYS:HB2	1.87	0.55
2:I:326:VAL:HG22	2:J:352:LEU:HD13	1.89	0.55
2:L:199:THR:HG21	2:L:270:TYR:CE2	2.41	0.55
1:G:168:ILE:HG23	1:G:169:ASP:N	2.21	0.55
2:I:183:ASP:O	2:I:185:LEU:N	2.32	0.55
2:K:60:VAL:HG13	2:K:176:ALA:HA	1.88	0.55
2:I:118:LEU:HD13	2:I:129:LEU:HD23	1.89	0.55
2:K:60:VAL:CG1	2:K:60:VAL:O	2.55	0.55
1:H:33:LEU:HD11	1:H:53:VAL:CG1	2.37	0.55
2:I:153:VAL:CG1	2:I:153:VAL:O	2.54	0.55
2:J:143:ILE:HG13	2:J:144:ALA:N	2.22	0.55
2:I:111:ARG:HH11	2:I:125:GLY:HA2	1.67	0.55
1:F:186:HIS:O	1:F:186:HIS:CG	2.60	0.55
2:K:150:ILE:O	2:K:154:PRO:HD3	2.06	0.55
2:I:60:VAL:CG1	2:I:60:VAL:O	2.54	0.55
2:J:150:ILE:HD11	2:J:162:LEU:HD23	1.90	0.54
1:A:186:HIS:O	1:A:186:HIS:CG	2.60	0.54
2:I:183:ASP:C	2:I:185:LEU:H	2.10	0.54
2:J:60:VAL:HG13	2:J:176:ALA:HA	1.88	0.54
2:K:249:LEU:HD21	2:L:371:ILE:HD11	1.90	0.54
1:G:186:HIS:O	1:G:186:HIS:CG	2.59	0.54
2:I:257:LEU:HA	2:I:260:LEU:HD13	1.89	0.54

Continued on next page...

Continued from previous page...

Atom-1	Atom-2	Interatomic distance (Å)	Clash overlap (Å)
2:I:36:MET:CE	2:I:47:TRP:HA	2.36	0.54
1:D:186:HIS:CG	1:D:186:HIS:O	2.60	0.54
2:J:155:GLN:H	2:J:155:GLN:CG	2.20	0.54
2:L:208:GLY:CA	2:L:308:ALA:CB	2.57	0.54
2:L:143:ILE:HG13	2:L:144:ALA:N	2.22	0.54
1:C:200:ARG:HB2	1:C:203:ASP:OD2	2.07	0.54
2:I:85:GLN:HA	2:I:174:ASN:ND2	2.23	0.54
2:I:199:THR:HG21	2:I:270:TYR:HE2	1.73	0.54
1:C:186:HIS:CG	1:C:186:HIS:O	2.60	0.54
2:K:202:PHE:CE1	2:K:274:VAL:HG12	2.43	0.54
1:G:167:ILE:CG2	1:G:197:ASP:H	2.19	0.54
2:I:60:VAL:HG11	2:I:174:ASN:O	2.07	0.54
2:L:202:PHE:CE1	2:L:274:VAL:HG12	2.42	0.54
2:J:202:PHE:CE1	2:J:274:VAL:HG12	2.43	0.54
2:J:60:VAL:HG11	2:J:174:ASN:O	2.08	0.54
2:J:36:MET:CE	2:J:47:TRP:HA	2.37	0.54
2:K:183:ASP:O	2:K:185:LEU:N	2.38	0.54
1:B:167:ILE:HD13	1:B:197:ASP:HB2	1.90	0.54
1:B:186:HIS:CG	1:B:186:HIS:O	2.60	0.54
2:K:15:THR:HB	2:K:16:PRO:HD2	1.88	0.54
2:K:155:GLN:O	2:K:155:GLN:CG	2.50	0.53
2:L:60:VAL:CG1	2:L:60:VAL:O	2.57	0.53
2:J:36:MET:HE2	2:J:47:TRP:HA	1.90	0.53
2:L:118:LEU:HD13	2:L:129:LEU:HD23	1.89	0.53
1:E:186:HIS:CG	1:E:186:HIS:O	2.60	0.53
2:I:314:ILE:HG13	2:I:354:VAL:HG12	1.91	0.53
1:E:22:VAL:HG21	1:E:34:ALA:HB2	1.89	0.53
2:K:199:THR:HG21	2:K:270:TYR:HE2	1.73	0.53
2:K:36:MET:CE	2:K:47:TRP:HA	2.37	0.53
2:K:118:LEU:HD13	2:K:129:LEU:HD23	1.89	0.53
2:I:202:PHE:CE1	2:I:274:VAL:HG12	2.43	0.53
1:F:85:SER:O	1:F:89:THR:HG23	2.08	0.53
2:L:311:ALA:O	2:L:312:SER:OG	2.25	0.53
2:K:379:GLN:HG3	2:K:395:MET:HE3	1.90	0.53
2:I:158:TRP:CE3	2:I:162:LEU:HD11	2.43	0.53
2:I:352:LEU:HD13	2:J:326:VAL:HG22	1.90	0.53
1:H:67:GLY:O	1:H:70:ASN:HB2	2.09	0.53
2:J:394:THR:HB	2:J:395:MET:O	2.09	0.53
2:J:150:ILE:CD1	2:J:162:LEU:HD23	2.38	0.53
2:L:85:GLN:HA	2:L:174:ASN:ND2	2.24	0.53
2:L:183:ASP:C	2:L:185:LEU:H	2.12	0.53

Continued on next page...

Continued from previous page...

Atom-1	Atom-2	Interatomic distance (Å)	Clash overlap (Å)
2:K:85:GLN:HA	2:K:174:ASN:ND2	2.24	0.53
2:K:308:ALA:CB	2:K:309:SER:HA	2.34	0.53
2:L:54:ALA:O	2:L:58:THR:HG22	2.08	0.53
1:H:22:VAL:HG21	1:H:34:ALA:HB2	1.90	0.53
1:E:167:ILE:HG21	1:E:195:PRO:HA	1.87	0.53
1:E:172:VAL:CG1	1:E:207:ILE:HD11	2.38	0.53
2:K:301:MET:HB2	2:K:391:VAL:HG21	1.91	0.53
1:G:85:SER:O	1:G:89:THR:HG23	2.09	0.52
2:K:225:SER:O	2:K:229:LYS:HG3	2.09	0.52
2:K:307:SER:HA	2:K:315:LYS:HD2	1.91	0.52
2:J:149:SER:O	2:J:153:VAL:HB	2.09	0.52
2:K:54:ALA:O	2:K:58:THR:HG22	2.09	0.52
2:J:28:ILE:HG12	2:J:58:THR:HG23	1.89	0.52
2:K:251:TYR:HA	2:K:257:LEU:HD22	1.91	0.52
1:D:85:SER:O	1:D:89:THR:HG23	2.09	0.52
2:L:106:ILE:O	2:L:106:ILE:HG23	2.09	0.52
1:H:53:VAL:HG21	2:K:435:ILE:HD12	1.92	0.52
2:L:301:MET:HB2	2:L:391:VAL:HG21	1.92	0.52
2:K:143:ILE:HG13	2:K:144:ALA:N	2.24	0.52
1:H:186:HIS:CG	1:H:186:HIS:O	2.60	0.52
2:J:199:THR:HG21	2:J:270:TYR:CE2	2.45	0.52
2:I:208:GLY:HA2	2:I:308:ALA:HB3	1.88	0.52
2:I:28:ILE:HG12	2:I:58:THR:HG23	1.90	0.52
2:L:394:THR:HG21	2:L:398:THR:HG1	1.70	0.52
1:E:55:ALA:HB2	2:I:435:ILE:CG2	2.38	0.52
2:J:54:ALA:O	2:J:58:THR:HG22	2.09	0.52
2:L:111:ARG:HH11	2:L:125:GLY:CA	2.23	0.52
1:D:14:LEU:HD21	1:D:34:ALA:HB1	1.92	0.52
2:K:326:VAL:HG22	2:L:352:LEU:HD13	1.92	0.52
2:I:308:ALA:CB	2:I:309:SER:HA	2.34	0.52
1:D:168:ILE:HB	1:D:195:PRO:CB	2.40	0.52
2:K:341:ARG:HG2	2:L:438:PRO:HG2	1.91	0.52
2:K:153:VAL:N	2:K:154:PRO:HD3	2.25	0.52
1:C:167:ILE:HG22	1:C:197:ASP:N	2.25	0.52
2:I:156:TYR:O	2:I:160:SER:HB2	2.10	0.52
2:I:257:LEU:HD12	2:I:284:LEU:HD11	1.92	0.52
2:J:308:ALA:CB	2:J:309:SER:HA	2.36	0.51
1:A:166:SER:HB3	1:A:196:GLU:HB2	1.93	0.51
2:K:60:VAL:HG11	2:K:174:ASN:O	2.11	0.51
2:K:352:LEU:HD13	2:L:326:VAL:HG22	1.92	0.51
1:D:22:VAL:HG21	1:D:34:ALA:HB2	1.92	0.51

Continued on next page...

Continued from previous page...

Atom-1	Atom-2	Interatomic distance (Å)	Clash overlap (Å)
2:J:85:GLN:HA	2:J:174:ASN:ND2	2.25	0.51
1:H:78:ILE:HG23	3:H:301:ATP:H5'2	1.92	0.51
2:J:301:MET:HB2	2:J:391:VAL:HG21	1.93	0.51
1:G:167:ILE:CG2	1:G:195:PRO:CA	2.76	0.51
2:K:312:SER:HB2	2:K:315:LYS:HE2	1.91	0.51
2:L:184:ASN:O	2:L:185:LEU:HB3	2.11	0.51
1:C:8:GLN:HE21	2:I:108:LEU:H	1.58	0.51
1:E:78:ILE:HA	3:E:601:ATP:H5'2	1.93	0.51
1:D:37:ILE:HB	3:D:301:ATP:C2	2.44	0.51
2:J:307:SER:HA	2:J:315:LYS:HD2	1.93	0.51
2:K:257:LEU:HA	2:K:260:LEU:HD13	1.93	0.51
2:J:152:LEU:CD2	2:J:191:ASP:OD2	2.59	0.51
2:L:202:PHE:CD1	2:L:279:ALA:HB2	2.46	0.51
2:L:152:LEU:HD23	2:L:152:LEU:O	2.10	0.50
1:G:157:LEU:C	1:G:157:LEU:HD13	2.31	0.50
2:J:155:GLN:N	2:J:155:GLN:CG	2.74	0.50
2:K:36:MET:HE2	2:K:47:TRP:HA	1.92	0.50
1:G:14:LEU:HD21	1:G:34:ALA:HB1	1.93	0.50
2:J:312:SER:HB2	2:J:315:LYS:HE3	1.83	0.50
2:L:394:THR:HB	2:L:395:MET:O	2.11	0.50
1:B:14:LEU:HD21	1:B:34:ALA:HB1	1.92	0.50
2:I:438:PRO:HG2	2:J:341:ARG:HG2	1.93	0.50
1:E:157:LEU:HD13	1:E:157:LEU:C	2.30	0.50
1:A:83:GLN:HB2	1:H:83:GLN:HB2	1.93	0.50
1:A:14:LEU:HD21	1:A:34:ALA:HB1	1.92	0.50
1:F:70:ASN:ND2	2:L:111:ARG:HD3	2.24	0.50
2:J:314:ILE:HG21	2:J:358:SER:OG	2.11	0.50
2:J:60:VAL:CG1	2:J:60:VAL:O	2.59	0.50
1:B:33:LEU:HD11	1:B:53:VAL:CG1	2.41	0.50
2:J:306:GLY:O	2:J:315:LYS:HB3	2.12	0.50
1:D:22:VAL:HG23	1:D:32:VAL:HG12	1.91	0.50
2:J:150:ILE:HD11	2:J:162:LEU:HD22	1.92	0.50
1:G:167:ILE:HG21	1:G:195:PRO:CA	2.35	0.50
1:G:102:VAL:HG21	1:G:113:LEU:HD22	1.92	0.50
2:K:202:PHE:CD1	2:K:279:ALA:HB2	2.47	0.50
2:K:16:PRO:HA	2:K:113:LEU:HD23	1.93	0.50
1:G:8:GLN:HE21	2:J:108:LEU:H	1.59	0.50
2:L:137:SER:HG	2:L:173:PHE:HE2	1.56	0.50
1:B:157:LEU:HD13	1:B:157:LEU:C	2.32	0.50
1:C:85:SER:O	1:C:89:THR:HG23	2.11	0.50
2:K:379:GLN:CA	2:K:395:MET:CE	2.81	0.49

Continued on next page...

Continued from previous page...

Atom-1	Atom-2	Interatomic distance (Å)	Clash overlap (Å)
1:G:172:VAL:HG11	1:G:178:CYS:HB2	1.93	0.49
1:E:14:LEU:HD21	1:E:34:ALA:HB1	1.92	0.49
1:H:14:LEU:HD21	1:H:34:ALA:HB1	1.94	0.49
2:J:150:ILE:O	2:J:154:PRO:CD	2.56	0.49
1:F:22:VAL:HG23	1:F:32:VAL:HG12	1.94	0.49
2:I:143:ILE:HG13	2:I:144:ALA:N	2.26	0.49
2:K:153:VAL:O	2:K:153:VAL:CG1	2.51	0.49
2:J:208:GLY:C	2:J:308:ALA:HB2	2.32	0.49
2:I:379:GLN:HA	2:I:395:MET:HE3	1.92	0.49
1:H:22:VAL:HG23	1:H:32:VAL:HG12	1.94	0.49
1:H:85:SER:O	1:H:89:THR:HG23	2.12	0.49
2:I:183:ASP:C	2:I:185:LEU:N	2.65	0.49
1:C:189:ILE:HG13	1:C:191:LEU:CD1	2.41	0.49
2:K:144:ALA:O	2:K:148:LEU:HB2	2.12	0.49
1:H:157:LEU:C	1:H:157:LEU:HD13	2.32	0.49
2:I:294:ILE:HG23	2:I:382:PHE:CD2	2.46	0.49
1:F:108:TYR:OH	1:G:60:GLU:HB2	2.11	0.49
1:G:8:GLN:NE2	2:J:108:LEU:N	2.60	0.49
1:D:138:ASP:HB3	1:D:141:VAL:HG12	1.94	0.49
2:I:16:PRO:HA	2:I:113:LEU:HD23	1.94	0.49
2:K:208:GLY:C	2:K:308:ALA:HB2	2.33	0.49
1:A:85:SER:O	1:A:89:THR:HG23	2.12	0.49
2:J:183:ASP:C	2:J:185:LEU:H	2.15	0.49
2:K:175:ASN:ND2	2:K:278:THR:H	2.10	0.49
1:D:42:VAL:HG13	1:D:52:ALA:HB1	1.94	0.49
2:K:153:VAL:N	2:K:154:PRO:CD	2.76	0.49
2:I:145:ALA:O	2:I:149:SER:HB2	2.13	0.49
2:K:185:LEU:CG	2:K:185:LEU:O	2.56	0.49
1:C:151:TYR:CD1	1:D:191:LEU:HD11	2.48	0.49
2:I:295:VAL:O	2:I:298:LEU:HB2	2.13	0.49
2:J:155:GLN:H	2:J:155:GLN:HG2	1.77	0.49
2:J:150:ILE:CD1	2:J:162:LEU:HD22	2.43	0.49
2:L:175:ASN:ND2	2:L:278:THR:H	2.10	0.49
1:D:103:LYS:NZ	3:D:301:ATP:O1G	2.45	0.49
1:B:70:ASN:OD1	2:K:111:ARG:NH2	2.45	0.49
2:J:202:PHE:CD1	2:J:279:ALA:HB2	2.48	0.49
2:I:202:PHE:CD1	2:I:279:ALA:HB2	2.47	0.49
2:I:208:GLY:C	2:I:308:ALA:HB2	2.33	0.49
2:I:144:ALA:O	2:I:148:LEU:HB2	2.13	0.49
1:C:138:ASP:HB3	1:C:141:VAL:HG12	1.95	0.49
2:K:328:ALA:O	2:K:332:GLY:HA2	2.12	0.49

Continued on next page...

Continued from previous page...

Atom-1	Atom-2	Interatomic distance (Å)	Clash overlap (Å)
2:J:137:SER:HG	2:J:173:PHE:HE2	1.60	0.49
1:H:138:ASP:HB3	1:H:141:VAL:HG12	1.95	0.49
2:J:394:THR:HG21	2:J:398:THR:HG1	1.76	0.49
2:K:111:ARG:HH11	2:K:125:GLY:CA	2.24	0.49
1:H:102:VAL:HG21	1:H:113:LEU:HD22	1.93	0.49
1:C:189:ILE:CG1	1:C:191:LEU:HD12	2.41	0.49
2:K:294:ILE:HG23	2:K:382:PHE:CD2	2.48	0.49
2:K:146:LEU:O	2:K:150:ILE:HB	2.13	0.49
2:K:256:THR:O	2:K:257:LEU:HB3	2.12	0.49
2:I:398:THR:HB	2:I:399:PRO:HD3	1.94	0.49
2:I:93:THR:HG21	2:I:133:LEU:HD11	1.94	0.49
1:G:206:VAL:HG21	1:H:147:LEU:HD22	1.94	0.49
1:C:157:LEU:C	1:C:157:LEU:HD13	2.33	0.49
1:D:102:VAL:HG21	1:D:113:LEU:HD22	1.94	0.48
1:D:33:LEU:HD11	1:D:53:VAL:CG1	2.43	0.48
2:K:295:VAL:O	2:K:298:LEU:HB2	2.13	0.48
1:C:14:LEU:HD21	1:C:34:ALA:HB1	1.95	0.48
1:A:157:LEU:HD13	1:A:157:LEU:C	2.33	0.48
1:E:191:LEU:HD12	1:E:191:LEU:C	2.33	0.48
2:J:199:THR:HG21	2:J:270:TYR:HE2	1.78	0.48
2:I:301:MET:HB2	2:I:391:VAL:HG21	1.94	0.48
1:A:112:VAL:HG23	1:H:90:LEU:HD22	1.95	0.48
2:K:28:ILE:HG12	2:K:58:THR:HG23	1.92	0.48
1:B:85:SER:O	1:B:89:THR:HG23	2.13	0.48
1:H:42:VAL:HG13	1:H:52:ALA:HB1	1.93	0.48
2:I:226:LEU:HD22	2:J:440:GLY:HA3	1.96	0.48
2:I:397:LEU:O	2:I:400:GLU:N	2.45	0.48
2:I:152:LEU:CG	2:I:152:LEU:O	2.61	0.48
2:J:111:ARG:HH11	2:J:125:GLY:CA	2.26	0.48
2:J:93:THR:HG21	2:J:133:LEU:HD11	1.94	0.48
2:L:16:PRO:HA	2:L:113:LEU:HD23	1.96	0.48
1:D:157:LEU:HD13	1:D:157:LEU:C	2.33	0.48
1:C:168:ILE:HB	1:C:195:PRO:HB3	1.96	0.48
2:I:312:SER:OG	2:I:315:LYS:HD3	2.11	0.48
1:F:14:LEU:HD21	1:F:34:ALA:HB1	1.94	0.48
2:J:225:SER:O	2:J:229:LYS:HG3	2.13	0.48
2:L:93:THR:HG21	2:L:133:LEU:HD11	1.95	0.48
2:I:111:ARG:HH11	2:I:125:GLY:CA	2.27	0.48
1:C:11:VAL:CB	1:C:22:VAL:CG2	2.91	0.48
1:A:42:VAL:HG13	1:A:52:ALA:HB1	1.95	0.48
2:I:394:THR:HG21	2:I:398:THR:HG1	1.74	0.48

Continued on next page...

Continued from previous page...

Atom-1	Atom-2	Interatomic distance (Å)	Clash overlap (Å)
2:J:145:ALA:O	2:J:149:SER:HB2	2.14	0.48
2:L:256:THR:O	2:L:257:LEU:HB3	2.14	0.48
2:K:275:THR:N	2:K:276:PRO:CD	2.77	0.48
2:K:21:ALA:HA	2:K:418:ILE:HD11	1.94	0.48
2:J:175:ASN:ND2	2:J:278:THR:H	2.12	0.48
2:J:183:ASP:C	2:J:185:LEU:N	2.67	0.47
2:L:295:VAL:O	2:L:298:LEU:HB2	2.14	0.47
2:K:379:GLN:HG3	2:K:395:MET:CE	2.45	0.47
2:L:145:ALA:O	2:L:149:SER:HB2	2.14	0.47
1:A:22:VAL:HG21	1:A:34:ALA:HB2	1.96	0.47
2:J:314:ILE:HG13	2:J:314:ILE:O	2.14	0.47
2:J:275:THR:N	2:J:276:PRO:CD	2.77	0.47
1:C:8:GLN:NE2	2:I:108:LEU:N	2.62	0.47
1:B:138:ASP:HB3	1:B:141:VAL:HG12	1.97	0.47
2:L:314:ILE:CG1	2:L:314:ILE:O	2.61	0.47
1:D:7:LYS:H	1:D:7:LYS:HD2	1.79	0.47
2:I:312:SER:HB3	2:I:315:LYS:HD3	1.80	0.47
1:E:42:VAL:HG13	1:E:52:ALA:HB1	1.95	0.47
2:I:21:ALA:HA	2:I:418:ILE:HD11	1.95	0.47
1:C:102:VAL:HG21	1:C:113:LEU:HD22	1.95	0.47
2:I:175:ASN:ND2	2:I:278:THR:H	2.12	0.47
2:K:276:PRO:O	2:K:391:VAL:HG13	2.15	0.47
2:L:21:ALA:HA	2:L:418:ILE:HD11	1.96	0.47
2:I:48:ILE:HD12	2:I:48:ILE:H	1.80	0.47
2:L:153:VAL:N	2:L:154:PRO:HD3	2.28	0.47
2:I:341:ARG:HG2	2:J:438:PRO:HG2	1.95	0.47
1:F:157:LEU:C	1:F:157:LEU:HD13	2.35	0.47
1:C:206:VAL:HG21	1:D:147:LEU:HD22	1.96	0.47
1:F:33:LEU:HD11	1:F:53:VAL:CG1	2.44	0.47
2:J:295:VAL:O	2:J:298:LEU:HB2	2.14	0.47
2:J:28:ILE:CG1	2:J:58:THR:HG21	2.29	0.47
1:E:168:ILE:HB	1:E:195:PRO:HB3	1.97	0.47
2:J:275:THR:N	2:J:276:PRO:HD3	2.30	0.47
1:G:8:GLN:HE21	2:J:108:LEU:N	2.13	0.47
1:F:102:VAL:HG21	1:F:113:LEU:HD22	1.97	0.47
2:K:275:THR:N	2:K:276:PRO:HD3	2.30	0.47
1:E:195:PRO:HA	1:E:196:GLU:HA	1.75	0.47
2:I:328:ALA:O	2:I:332:GLY:HA2	2.15	0.47
2:I:372:THR:O	2:I:373:GLU:HG2	2.15	0.47
1:G:173:ARG:HA	1:G:178:CYS:O	2.14	0.46
1:F:108:TYR:CE1	1:G:91:LEU:HD21	2.50	0.46

Continued on next page...

Continued from previous page...

Atom-1	Atom-2	Interatomic distance (Å)	Clash overlap (Å)
2:L:294:ILE:HG23	2:L:382:PHE:CD2	2.50	0.46
2:K:48:ILE:HD12	2:K:48:ILE:H	1.80	0.46
1:C:168:ILE:HG23	1:C:169:ASP:N	2.30	0.46
1:F:70:ASN:ND2	2:L:111:ARG:CD	2.73	0.46
1:A:78:ILE:HA	3:A:601:ATP:H5'2	1.97	0.46
1:A:206:VAL:HG21	1:B:147:LEU:HD22	1.95	0.46
1:C:147:LEU:HD22	1:D:206:VAL:HG21	1.97	0.46
2:K:135:LEU:O	2:K:139:SER:HB2	2.15	0.46
2:J:331:ARG:N	2:J:332:GLY:HA2	2.30	0.46
1:E:138:ASP:HB3	1:E:141:VAL:HG12	1.96	0.46
2:K:93:THR:HG21	2:K:133:LEU:HD11	1.96	0.46
1:C:167:ILE:HG23	1:C:168:ILE:H	1.80	0.46
2:J:21:ALA:HA	2:J:418:ILE:HD11	1.97	0.46
1:C:42:VAL:HG13	1:C:52:ALA:HB1	1.97	0.46
1:A:22:VAL:HG23	1:A:32:VAL:HG12	1.92	0.46
2:L:256:THR:HB	2:L:284:LEU:HD13	1.96	0.46
1:F:138:ASP:HB3	1:F:141:VAL:HG12	1.97	0.46
2:L:156:TYR:O	2:L:160:SER:HB2	2.15	0.46
2:K:308:ALA:HB3	2:K:309:SER:CA	2.36	0.46
2:L:183:ASP:C	2:L:185:LEU:N	2.66	0.46
2:I:294:ILE:HG23	2:I:382:PHE:HD2	1.80	0.46
2:J:247:PHE:O	2:J:251:TYR:HB2	2.16	0.46
2:K:146:LEU:O	2:K:150:ILE:HG22	2.15	0.46
1:B:102:VAL:HG21	1:B:113:LEU:HD22	1.97	0.46
1:H:168:ILE:HB	1:H:195:PRO:CB	2.46	0.46
2:J:327:ILE:O	2:J:331:ARG:HG3	2.15	0.46
1:F:195:PRO:HA	1:F:196:GLU:HA	1.76	0.46
2:L:257:LEU:O	2:L:257:LEU:HD23	2.16	0.46
2:J:184:ASN:O	2:J:185:LEU:HB3	2.16	0.46
2:L:144:ALA:O	2:L:148:LEU:HB2	2.15	0.46
2:I:277:ARG:HH11	2:I:305:ALA:HB2	1.81	0.46
2:I:275:THR:N	2:I:276:PRO:CD	2.79	0.46
2:I:331:ARG:N	2:I:332:GLY:HA2	2.31	0.46
2:J:328:ALA:O	2:J:332:GLY:HA2	2.16	0.46
2:J:135:LEU:O	2:J:139:SER:HB2	2.15	0.46
2:K:253:ASN:HD22	2:K:290:ARG:HG2	1.79	0.46
2:L:254:PRO:HA	2:L:258:GLY:HA3	1.98	0.46
2:J:144:ALA:O	2:J:148:LEU:HB2	2.16	0.46
2:J:16:PRO:HA	2:J:113:LEU:HD23	1.97	0.46
1:E:168:ILE:CG2	1:E:196:GLU:HB3	2.46	0.45
2:J:105:LYS:HA	2:J:106:ILE:HA	1.78	0.45

Continued on next page...

Continued from previous page...

Atom-1	Atom-2	Interatomic distance (Å)	Clash overlap (Å)
1:A:138:ASP:HB3	1:A:141:VAL:HG12	1.98	0.45
1:A:16:ARG:NH2	3:B:301:ATP:O2B	2.49	0.45
2:J:294:ILE:HG23	2:J:382:PHE:CD2	2.50	0.45
2:K:145:ALA:O	2:K:149:SER:HB2	2.16	0.45
2:J:398:THR:HB	2:J:399:PRO:HD3	1.97	0.45
2:L:184:ASN:O	2:L:185:LEU:CB	2.64	0.45
2:J:250:GLU:O	2:J:257:LEU:HD22	2.15	0.45
1:E:191:LEU:O	1:E:191:LEU:HD12	2.17	0.45
1:H:86:THR:HG21	1:H:112:VAL:HG21	1.97	0.45
1:G:166:SER:HB3	1:G:196:GLU:HB2	1.98	0.45
2:I:184:ASN:HB3	2:I:282:ASN:HB2	1.98	0.45
1:A:102:VAL:HG21	1:A:113:LEU:HD22	1.97	0.45
2:J:277:ARG:HA	2:J:278:THR:HA	1.67	0.45
2:K:152:LEU:HD22	2:K:193:THR:OG1	2.17	0.45
2:L:277:ARG:HA	2:L:278:THR:HA	1.68	0.45
2:L:276:PRO:O	2:L:391:VAL:HG13	2.16	0.45
2:K:371:ILE:HD11	2:L:249:LEU:HD21	1.98	0.45
1:H:172:VAL:CG1	1:H:178:CYS:HB2	2.46	0.45
2:L:81:MET:SD	2:L:166:LEU:HD23	2.57	0.45
1:E:172:VAL:HG12	1:E:178:CYS:O	2.16	0.45
2:L:175:ASN:OD1	2:L:202:PHE:HB2	2.17	0.45
2:J:397:LEU:O	2:J:400:GLU:N	2.47	0.45
2:K:294:ILE:HG23	2:K:382:PHE:HD2	1.82	0.45
2:L:135:LEU:O	2:L:139:SER:HB2	2.17	0.45
2:L:48:ILE:H	2:L:48:ILE:HD12	1.82	0.45
1:E:85:SER:O	1:E:89:THR:HG23	2.17	0.45
2:L:275:THR:N	2:L:276:PRO:CD	2.80	0.45
2:I:135:LEU:O	2:I:139:SER:HB2	2.17	0.45
1:F:103:LYS:NZ	3:F:301:ATP:O1B	2.50	0.45
2:J:253:ASN:HD22	2:J:290:ARG:HG2	1.82	0.45
2:K:398:THR:HB	2:K:399:PRO:HD3	1.99	0.45
2:J:276:PRO:O	2:J:391:VAL:HG13	2.17	0.45
2:L:294:ILE:HG23	2:L:382:PHE:HD2	1.82	0.45
1:G:138:ASP:HB3	1:G:141:VAL:HG12	1.99	0.45
1:C:161:LYS:HG3	1:C:161:LYS:O	2.17	0.44
1:C:161:LYS:HG3	1:C:221:GLY:O	2.18	0.44
1:B:42:VAL:HG13	1:B:52:ALA:HB1	1.98	0.44
1:C:166:SER:HB3	1:C:196:GLU:HB2	1.98	0.44
2:L:379:GLN:HA	2:L:395:MET:HE3	1.99	0.44
2:I:184:ASN:O	2:I:185:LEU:HB3	2.17	0.44
2:J:152:LEU:CG	2:J:152:LEU:O	2.66	0.44

Continued on next page...

Continued from previous page...

Atom-1	Atom-2	Interatomic distance (Å)	Clash overlap (Å)
2:L:63:LEU:HD22	2:L:394:THR:HG23	1.99	0.44
2:L:398:THR:HB	2:L:399:PRO:HD3	1.98	0.44
2:I:376:PRO:HG2	2:I:379:GLN:HB2	1.99	0.44
2:L:250:GLU:O	2:L:257:LEU:HD22	2.17	0.44
2:I:175:ASN:OD1	2:I:202:PHE:HB2	2.17	0.44
2:K:318:THR:OG1	2:L:444:THR:O	2.35	0.44
2:K:397:LEU:O	2:K:400:GLU:N	2.51	0.44
2:K:156:TYR:O	2:K:160:SER:HB2	2.16	0.44
2:J:208:GLY:HA2	2:J:308:ALA:HB3	1.85	0.44
2:I:61:THR:HG23	2:I:390:THR:HA	2.00	0.44
1:G:189:ILE:HG21	1:H:151:TYR:CD2	2.53	0.44
2:I:256:THR:HB	2:I:284:LEU:HD13	1.99	0.44
2:K:437:TYR:HB2	2:L:342:SER:HB3	2.00	0.44
2:I:275:THR:N	2:I:276:PRO:HD3	2.33	0.44
2:L:328:ALA:O	2:L:332:GLY:HA2	2.17	0.44
2:J:189:VAL:HG22	2:J:283:SER:O	2.17	0.44
2:K:312:SER:CB	2:K:315:LYS:CG	2.95	0.44
2:L:275:THR:N	2:L:276:PRO:HD3	2.33	0.44
1:E:37:ILE:HB	3:E:601:ATP:C2	2.52	0.44
1:G:167:ILE:CG2	1:G:168:ILE:N	2.81	0.44
2:L:85:GLN:HA	2:L:174:ASN:HD21	1.82	0.44
2:I:85:GLN:HA	2:I:174:ASN:HD21	1.82	0.44
2:K:376:PRO:HG2	2:K:379:GLN:HB2	2.00	0.43
2:K:173:PHE:HB2	2:K:201:LEU:HD22	2.00	0.43
1:D:161:LYS:O	1:D:161:LYS:HG3	2.18	0.43
2:L:150:ILE:O	2:L:154:PRO:HD3	2.18	0.43
2:J:312:SER:OG	2:J:315:LYS:HD3	2.17	0.43
2:K:445:GLY:HA3	2:L:119:ASN:ND2	2.33	0.43
2:K:194:VAL:O	2:K:198:ILE:HB	2.18	0.43
2:K:175:ASN:OD1	2:K:202:PHE:HB2	2.18	0.43
2:K:277:ARG:HA	2:K:278:THR:HA	1.70	0.43
2:L:314:ILE:CG2	2:L:358:SER:OG	2.66	0.43
1:F:97:ILE:HA	1:F:98:PRO:HD3	1.91	0.43
2:L:247:PHE:O	2:L:251:TYR:HB2	2.18	0.43
1:G:167:ILE:HG23	1:G:168:ILE:H	1.83	0.43
2:J:294:ILE:HG23	2:J:382:PHE:HD2	1.83	0.43
2:I:194:VAL:O	2:I:198:ILE:HB	2.19	0.43
1:C:196:GLU:OE1	1:C:196:GLU:N	2.50	0.43
2:I:141:GLU:O	2:I:145:ALA:CB	2.64	0.43
2:K:247:PHE:O	2:K:251:TYR:HB2	2.18	0.43
1:C:16:ARG:NH2	3:D:301:ATP:O2B	2.50	0.43

Continued on next page...

Continued from previous page...

Atom-1	Atom-2	Interatomic distance (Å)	Clash overlap (Å)
1:G:42:VAL:HG13	1:G:52:ALA:HB1	1.99	0.43
1:F:111:LYS:HB2	1:G:90:LEU:HD21	1.99	0.43
2:K:85:GLN:HA	2:K:174:ASN:HD21	1.83	0.43
2:K:137:SER:HG	2:K:173:PHE:HE2	1.62	0.43
2:K:342:SER:HB3	2:L:437:TYR:HB2	2.00	0.43
2:K:394:THR:HG21	2:K:398:THR:HG1	1.74	0.43
2:L:105:LYS:HA	2:L:106:ILE:HA	1.75	0.43
2:K:379:GLN:CA	2:K:395:MET:HE1	2.47	0.43
1:B:31:GLU:OE1	2:K:108:LEU:N	2.44	0.43
2:I:276:PRO:O	2:I:391:VAL:HG13	2.19	0.43
1:B:185:HIS:O	1:B:185:HIS:ND1	2.52	0.43
2:K:146:LEU:O	2:K:150:ILE:CG2	2.66	0.43
2:K:208:GLY:HA2	2:K:308:ALA:HB3	1.88	0.43
1:E:173:ARG:HA	1:E:178:CYS:O	2.18	0.43
2:I:235:THR:HG23	2:I:277:ARG:HH12	1.84	0.43
2:I:331:ARG:HB2	2:I:332:GLY:HA2	2.01	0.43
2:K:444:THR:O	2:L:318:THR:OG1	2.36	0.43
1:F:42:VAL:HG13	1:F:52:ALA:HB1	2.01	0.43
1:D:50:THR:HG23	2:K:222:LYS:NZ	2.34	0.43
2:L:331:ARG:N	2:L:332:GLY:HA2	2.33	0.43
2:J:48:ILE:HD12	2:J:48:ILE:H	1.83	0.43
2:K:141:GLU:O	2:K:145:ALA:CB	2.64	0.42
2:I:153:VAL:N	2:I:154:PRO:CD	2.82	0.42
2:K:96:VAL:HG21	2:K:114:VAL:CG2	2.49	0.42
1:A:185:HIS:ND1	1:A:185:HIS:O	2.52	0.42
2:K:189:VAL:HG11	2:K:260:LEU:HD21	2.01	0.42
1:E:102:VAL:HG21	1:E:113:LEU:HD22	2.00	0.42
2:J:175:ASN:OD1	2:J:202:PHE:HB2	2.19	0.42
1:A:83:GLN:NE2	1:H:82:ILE:HB	2.34	0.42
1:D:161:LYS:HG3	1:D:221:GLY:O	2.19	0.42
1:C:11:VAL:CB	1:C:22:VAL:HG22	2.48	0.42
1:H:195:PRO:HA	1:H:196:GLU:HA	1.75	0.42
1:A:112:VAL:CG2	1:H:90:LEU:HD22	2.49	0.42
1:E:181:LEU:HD13	1:F:181:LEU:HD13	2.01	0.42
2:L:28:ILE:HG12	2:L:58:THR:HG23	1.92	0.42
1:G:162:LEU:O	1:G:165:LYS:HG2	2.19	0.42
2:I:361:ILE:CD1	2:I:415:ILE:HG21	2.49	0.42
2:K:119:ASN:ND2	2:L:445:GLY:HA3	2.34	0.42
2:K:431:GLU:OE1	2:L:333:LYS:HE3	2.20	0.42
2:I:173:PHE:HB2	2:I:201:LEU:HD22	2.02	0.42
2:I:153:VAL:N	2:I:154:PRO:HD3	2.35	0.42

Continued on next page...

Continued from previous page...

Atom-1	Atom-2	Interatomic distance (Å)	Clash overlap (Å)
1:E:165:LYS:HD2	1:E:170:LEU:HD11	2.02	0.42
2:L:301:MET:SD	2:L:391:VAL:HG21	2.59	0.42
1:H:97:ILE:HA	1:H:98:PRO:HD3	1.89	0.42
2:K:442:VAL:HG13	2:L:347:ILE:HG21	2.02	0.42
2:I:376:PRO:HG2	2:I:379:GLN:CB	2.49	0.42
2:L:256:THR:O	2:L:257:LEU:CB	2.66	0.42
1:E:162:LEU:O	1:E:165:LYS:HG2	2.20	0.42
1:H:194:ALA:HA	1:H:195:PRO:HD3	1.89	0.42
1:B:172:VAL:HG21	1:B:180:ILE:HG13	2.02	0.42
1:E:161:LYS:CD	1:E:222:MET:C	2.83	0.42
1:G:168:ILE:CG2	1:G:169:ASP:N	2.82	0.42
2:L:312:SER:OG	2:L:315:LYS:HD3	2.19	0.42
2:I:395:MET:HB2	2:I:395:MET:HE2	1.87	0.42
2:J:96:VAL:HG21	2:J:114:VAL:CG2	2.50	0.42
2:I:254:PRO:HA	2:I:258:GLY:HA3	2.01	0.42
2:J:156:TYR:O	2:J:160:SER:HB2	2.19	0.42
1:A:130:VAL:O	1:A:134:GLN:HG2	2.20	0.42
2:J:308:ALA:HB3	2:J:309:SER:CA	2.39	0.42
2:K:184:ASN:HB3	2:K:282:ASN:HB2	2.01	0.42
2:L:61:THR:HG23	2:L:390:THR:HA	2.02	0.42
2:L:102:LEU:HA	2:L:102:LEU:HD23	1.80	0.42
1:A:195:PRO:HA	1:A:196:GLU:HA	1.74	0.42
1:E:172:VAL:HG12	1:E:178:CYS:C	2.41	0.42
2:K:324:THR:HA	2:K:327:ILE:HD12	2.01	0.42
2:L:277:ARG:HH11	2:L:305:ALA:HB2	1.84	0.42
2:I:277:ARG:HA	2:I:278:THR:HA	1.67	0.42
2:L:369:LEU:HG	2:L:408:ILE:HD11	2.02	0.42
2:K:183:ASP:C	2:K:185:LEU:N	2.73	0.42
1:C:165:LYS:HD2	1:C:170:LEU:HD11	2.02	0.42
1:B:196:GLU:N	1:B:196:GLU:OE1	2.50	0.42
2:J:361:ILE:CD1	2:J:415:ILE:HG21	2.49	0.42
2:J:61:THR:HG23	2:J:390:THR:HA	2.01	0.42
1:B:82:ILE:HB	1:C:83:GLN:CD	2.40	0.42
2:I:318:THR:OG1	2:J:444:THR:O	2.38	0.42
2:K:404:ALA:O	2:K:407:CYS:HB2	2.20	0.42
1:E:206:VAL:HG21	1:F:147:LEU:HD22	2.01	0.42
2:L:315:LYS:O	2:L:316:LEU:C	2.56	0.41
2:L:314:ILE:HG22	2:L:358:SER:OG	2.20	0.41
2:I:247:PHE:O	2:I:251:TYR:HB2	2.19	0.41
2:K:347:ILE:HG21	2:L:442:VAL:HG13	2.01	0.41
2:I:150:ILE:O	2:I:154:PRO:HD3	2.20	0.41

Continued on next page...

Continued from previous page...

Atom-1	Atom-2	Interatomic distance (Å)	Clash overlap (Å)
2:L:376:PRO:HG2	2:L:379:GLN:HB2	2.02	0.41
2:L:253:ASN:HD22	2:L:290:ARG:HG2	1.84	0.41
1:G:167:ILE:CG2	1:G:197:ASP:N	2.80	0.41
2:J:277:ARG:HH11	2:J:305:ALA:HB2	1.85	0.41
2:I:301:MET:SD	2:I:391:VAL:HG21	2.60	0.41
2:L:298:LEU:HD21	2:L:381:VAL:HG12	2.02	0.41
2:I:96:VAL:HG21	2:I:114:VAL:CG2	2.51	0.41
2:I:81:MET:HG3	2:I:167:PHE:CD1	2.55	0.41
2:J:329:TYR:C	2:J:329:TYR:CD2	2.94	0.41
2:L:306:GLY:O	2:L:315:LYS:HB3	2.21	0.41
2:J:376:PRO:HG2	2:J:379:GLN:HB2	2.02	0.41
2:K:329:TYR:CD2	2:K:329:TYR:C	2.94	0.41
2:L:146:LEU:O	2:L:150:ILE:HG23	2.20	0.41
2:J:272:GLN:HG3	2:J:286:PHE:CZ	2.55	0.41
1:E:130:VAL:O	1:E:134:GLN:HG2	2.20	0.41
2:I:342:SER:HB3	2:J:437:TYR:HB2	2.02	0.41
1:E:168:ILE:HG23	1:E:169:ASP:N	2.36	0.41
1:B:195:PRO:HA	1:B:196:GLU:HA	1.75	0.41
1:C:132:ILE:HD13	1:C:132:ILE:HA	1.94	0.41
1:F:132:ILE:HD13	1:F:132:ILE:HA	1.93	0.41
2:I:119:ASN:ND2	2:J:445:GLY:HA3	2.35	0.41
2:I:153:VAL:HG13	2:I:156:TYR:CD2	2.55	0.41
1:B:22:VAL:HG21	1:B:34:ALA:HB2	2.02	0.41
2:J:314:ILE:CG1	2:J:314:ILE:O	2.67	0.41
1:H:33:LEU:HD11	1:H:53:VAL:HG12	2.02	0.41
1:E:103:LYS:NZ	3:E:601:ATP:O3G	2.52	0.41
1:C:161:LYS:CG	1:C:221:GLY:O	2.68	0.41
2:K:438:PRO:HG2	2:L:341:ARG:HG2	2.03	0.41
1:G:196:GLU:OE1	1:G:196:GLU:N	2.50	0.41
2:K:304:GLY:HA3	2:K:312:SER:OG	2.21	0.41
1:D:22:VAL:CG2	1:D:32:VAL:HG11	2.37	0.41
2:K:111:ARG:HH12	2:K:125:GLY:HA2	1.81	0.41
2:I:326:VAL:CG2	2:J:352:LEU:HD13	2.51	0.41
2:K:277:ARG:HH11	2:K:305:ALA:HB2	1.86	0.41
2:J:298:LEU:HD21	2:J:381:VAL:HG12	2.03	0.41
2:K:96:VAL:HG21	2:K:114:VAL:HG22	2.02	0.41
2:K:189:VAL:HG22	2:K:283:SER:O	2.21	0.41
2:K:361:ILE:CD1	2:K:415:ILE:HG21	2.51	0.41
2:K:331:ARG:N	2:K:332:GLY:HA2	2.34	0.41
2:I:372:THR:O	2:I:372:THR:HG22	2.21	0.41
2:I:430:THR:HA	2:J:331:ARG:O	2.21	0.41

Continued on next page...

Continued from previous page...

Atom-1	Atom-2	Interatomic distance (Å)	Clash overlap (Å)
1:D:161:LYS:CG	1:D:221:GLY:O	2.68	0.41
1:D:97:ILE:HA	1:D:98:PRO:HD3	1.93	0.41
1:A:191:LEU:CD1	1:B:209:GLY:HA2	2.51	0.41
2:L:141:GLU:O	2:L:145:ALA:CB	2.68	0.40
1:F:67:GLY:O	1:F:70:ASN:HB2	2.21	0.40
2:L:105:LYS:CG	2:L:105:LYS:O	2.67	0.40
2:L:324:THR:HA	2:L:327:ILE:HD12	2.03	0.40
2:J:256:THR:O	2:J:257:LEU:HB3	2.20	0.40
1:C:8:GLN:HE21	2:I:108:LEU:N	2.17	0.40
2:L:173:PHE:HB2	2:L:201:LEU:HD22	2.03	0.40
2:J:173:PHE:HB2	2:J:201:LEU:HD22	2.03	0.40
2:K:61:THR:HG23	2:K:390:THR:HA	2.02	0.40
1:D:108:TYR:OH	1:E:60:GLU:OE1	2.37	0.40
1:A:82:ILE:HG21	1:H:87:LEU:HD11	2.02	0.40
2:I:308:ALA:HB3	2:I:309:SER:CA	2.36	0.40
2:I:111:ARG:HH12	2:I:125:GLY:HA2	1.85	0.40
2:I:184:ASN:O	2:I:185:LEU:CB	2.69	0.40
2:K:249:LEU:HD23	2:L:371:ILE:HD11	2.03	0.40
1:C:97:ILE:HA	1:C:98:PRO:HD3	1.93	0.40
2:I:444:THR:O	2:J:318:THR:OG1	2.40	0.40
1:G:97:ILE:HA	1:G:98:PRO:HD3	1.92	0.40
1:H:165:LYS:HD2	1:H:170:LEU:HD11	2.03	0.40
2:I:373:GLU:OE2	2:I:405:GLY:HA3	2.21	0.40
1:H:89:THR:CG2	1:H:102:VAL:CG1	2.99	0.40
1:F:9:PHE:HB2	1:F:32:VAL:HG22	2.03	0.40
2:L:361:ILE:CD1	2:L:415:ILE:HG21	2.51	0.40
2:K:16:PRO:HA	2:K:113:LEU:CD2	2.52	0.40

All (20) symmetry-related close contacts are listed below. The label for Atom-2 includes the symmetry operator and encoded unit-cell translations to be applied.

Atom-1	Atom-2	Interatomic distance (Å)	Clash overlap (Å)
1:E:160:ARG:NH2	1:G:163:ASP:CA[2_646]	1.13	1.07
1:E:160:ARG:NH2	1:G:163:ASP:CB[2_646]	1.34	0.86
1:E:160:ARG:O	1:G:165:LYS:NZ[2_646]	1.40	0.80
1:E:160:ARG:NH1	1:G:163:ASP:N[2_646]	1.52	0.68
1:E:160:ARG:NH2	1:G:163:ASP:C[2_646]	1.61	0.59
1:E:160:ARG:CD	1:G:160:ARG:O[2_646]	1.69	0.51
1:F:160:ARG:CD	2:I:39:ILE:CD1[2_545]	1.75	0.45
1:E:160:ARG:CZ	1:G:163:ASP:N[2_646]	1.81	0.39

Continued on next page...

Continued from previous page...

Atom-1	Atom-2	Interatomic distance (Å)	Clash overlap (Å)
1:E:160:ARG:NH2	1:G:163:ASP:N[2_646]	1.81	0.39
1:E:161:LYS:CA	1:G:165:LYS:NZ[2_646]	1.82	0.38
1:E:160:ARG:NH2	1:G:163:ASP:O[2_646]	1.89	0.31
1:E:160:ARG:C	1:G:165:LYS:NZ[2_646]	1.92	0.28
1:E:160:ARG:O	1:G:165:LYS:CE[2_646]	1.94	0.26
1:E:163:ASP:OD2	1:G:161:LYS:NZ[2_646]	1.94	0.26
1:A:173:ARG:NH1	1:G:171:ASN:ND2[2_656]	1.94	0.26
1:E:160:ARG:NE	1:G:160:ARG:O[2_646]	1.96	0.24
1:E:160:ARG:NH1	1:G:162:LEU:C[2_646]	1.96	0.24
1:E:161:LYS:C	1:G:165:LYS:NZ[2_646]	2.06	0.14
1:E:161:LYS:N	1:G:165:LYS:NZ[2_646]	2.07	0.13
1:E:160:ARG:CZ	1:G:163:ASP:CA[2_646]	2.15	0.05

5.3 Torsion angles ⓘ

5.3.1 Protein backbone ⓘ

In the following table, the Percentiles column shows the percent Ramachandran outliers of the chain as a percentile score with respect to all X-ray entries followed by that with respect to entries of similar resolution.

The Analysed column shows the number of residues for which the backbone conformation was analysed, and the total number of residues.

Mol	Chain	Analysed	Favoured	Allowed	Outliers	Percentiles	
1	A	214/222 (96%)	209 (98%)	5 (2%)	0	100	100
1	B	215/222 (97%)	211 (98%)	4 (2%)	0	100	100
1	C	214/222 (96%)	210 (98%)	4 (2%)	0	100	100
1	D	215/222 (97%)	212 (99%)	3 (1%)	0	100	100
1	E	214/222 (96%)	210 (98%)	4 (2%)	0	100	100
1	F	215/222 (97%)	210 (98%)	5 (2%)	0	100	100
1	G	214/222 (96%)	210 (98%)	4 (2%)	0	100	100
1	H	215/222 (97%)	211 (98%)	4 (2%)	0	100	100
2	I	425/465 (91%)	372 (88%)	52 (12%)	1 (0%)	52	88
2	J	425/465 (91%)	375 (88%)	49 (12%)	1 (0%)	52	88
2	K	425/465 (91%)	374 (88%)	51 (12%)	0	100	100
2	L	425/465 (91%)	375 (88%)	49 (12%)	1 (0%)	52	88

Continued on next page...

Continued from previous page...

Mol	Chain	Analysed	Favoured	Allowed	Outliers	Percentiles
All	All	3416/3636 (94%)	3179 (93%)	234 (7%)	3 (0%)	56 90

All (3) Ramachandran outliers are listed below:

Mol	Chain	Res	Type
2	J	154	PRO
2	I	176	ALA
2	L	176	ALA

5.3.2 Protein sidechains ⓘ

In the following table, the Percentiles column shows the percent sidechain outliers of the chain as a percentile score with respect to all X-ray entries followed by that with respect to entries of similar resolution.

The Analysed column shows the number of residues for which the sidechain conformation was analysed, and the total number of residues.

Mol	Chain	Analysed	Rotameric	Outliers	Percentiles	
1	A	185/190 (97%)	185 (100%)	0	100	100
1	B	186/190 (98%)	185 (100%)	1 (0%)	92	97
1	C	185/190 (97%)	185 (100%)	0	100	100
1	D	186/190 (98%)	185 (100%)	1 (0%)	92	97
1	E	185/190 (97%)	185 (100%)	0	100	100
1	F	186/190 (98%)	185 (100%)	1 (0%)	92	97
1	G	185/190 (97%)	185 (100%)	0	100	100
1	H	186/190 (98%)	185 (100%)	1 (0%)	92	97
2	I	359/391 (92%)	357 (99%)	2 (1%)	90	97
2	J	359/391 (92%)	356 (99%)	3 (1%)	86	95
2	K	359/391 (92%)	357 (99%)	2 (1%)	90	97
2	L	359/391 (92%)	356 (99%)	3 (1%)	86	95
All	All	2920/3084 (95%)	2906 (100%)	14 (0%)	92	97

All (14) residues with a non-rotameric sidechain are listed below:

Mol	Chain	Res	Type
1	B	53	VAL

Continued on next page...

Continued from previous page...

Mol	Chain	Res	Type
1	D	53	VAL
1	F	53	VAL
1	H	53	VAL
2	I	249	LEU
2	I	393	LEU
2	J	150	ILE
2	J	393	LEU
2	J	439	ASP
2	K	393	LEU
2	K	439	ASP
2	L	106	ILE
2	L	393	LEU
2	L	439	ASP

Some sidechains can be flipped to improve hydrogen bonding and reduce clashes. All (22) such sidechains are listed below:

Mol	Chain	Res	Type
1	B	8	GLN
1	B	51	HIS
1	C	8	GLN
1	E	210	HIS
1	F	8	GLN
1	F	51	HIS
1	F	70	ASN
1	F	210	HIS
1	G	8	GLN
1	G	51	HIS
1	G	83	GLN
1	H	6	ASN
1	H	210	HIS
2	I	175	ASN
2	I	218	ASN
2	J	18	GLN
2	J	155	GLN
2	J	175	ASN
2	K	175	ASN
2	K	218	ASN
2	L	155	GLN
2	L	175	ASN

5.3.3 RNA ⓘ

There are no RNA molecules in this entry.

5.4 Non-standard residues in protein, DNA, RNA chains ⓘ

There are no non-standard protein/DNA/RNA residues in this entry.

5.5 Carbohydrates ⓘ

There are no carbohydrates in this entry.

5.6 Ligand geometry ⓘ

Of 12 ligands modelled in this entry, 4 are monoatomic - leaving 8 for Mogul analysis.

In the following table, the Counts columns list the number of bonds (or angles) for which Mogul statistics could be retrieved, the number of bonds (or angles) that are observed in the model and the number of bonds (or angles) that are defined in the chemical component dictionary. The Link column lists molecule types, if any, to which the group is linked. The Z score for a bond length (or angle) is the number of standard deviations the observed value is removed from the expected value. A bond length (or angle) with $|Z| > 2$ is considered an outlier worth inspection. RMSZ is the root-mean-square of all Z scores of the bond lengths (or angles).

Mol	Type	Chain	Res	Link	Bond lengths			Bond angles		
					Counts	RMSZ	# $ Z > 2$	Counts	RMSZ	# $ Z > 2$
3	ATP	A	601	-	24,33,33	1.41	3 (12%)	31,52,52	3.16	11 (35%)
3	ATP	B	301	-	24,33,33	1.45	4 (16%)	31,52,52	3.35	11 (35%)
3	ATP	C	601	-	24,33,33	1.47	5 (20%)	31,52,52	3.11	9 (29%)
3	ATP	D	301	-	24,33,33	1.45	4 (16%)	31,52,52	3.14	10 (32%)
3	ATP	E	601	-	24,33,33	1.46	4 (16%)	31,52,52	3.05	9 (29%)
3	ATP	F	301	-	24,33,33	1.38	4 (16%)	31,52,52	3.29	9 (29%)
3	ATP	G	601	-	24,33,33	1.42	4 (16%)	31,52,52	3.45	10 (32%)
3	ATP	H	301	-	24,33,33	1.37	4 (16%)	31,52,52	3.05	8 (25%)

In the following table, the Chirals column lists the number of chiral outliers, the number of chiral centers analysed, the number of these observed in the model and the number defined in the chemical component dictionary. Similar counts are reported in the Torsion and Rings columns. '-' means no outliers of that kind were identified.

Mol	Type	Chain	Res	Link	Chirals	Torsions	Rings
3	ATP	A	601	-	-	0/18/38/38	0/3/3/3
3	ATP	B	301	-	-	0/18/38/38	0/3/3/3
3	ATP	C	601	-	-	0/18/38/38	0/3/3/3
3	ATP	D	301	-	-	0/18/38/38	0/3/3/3
3	ATP	E	601	-	-	0/18/38/38	0/3/3/3
3	ATP	F	301	-	-	0/18/38/38	0/3/3/3
3	ATP	G	601	-	-	0/18/38/38	0/3/3/3
3	ATP	H	301	-	-	0/18/38/38	0/3/3/3

All (32) bond length outliers are listed below:

Mol	Chain	Res	Type	Atoms	Z	Observed(Å)	Ideal(Å)
3	E	601	ATP	O4'-C4'	-2.58	1.39	1.45
3	A	601	ATP	C2'-C3'	-2.51	1.46	1.53
3	C	601	ATP	O4'-C4'	-2.48	1.39	1.45
3	E	601	ATP	C2'-C3'	-2.44	1.46	1.53
3	B	301	ATP	O4'-C4'	-2.42	1.39	1.45
3	C	601	ATP	C2'-C3'	-2.42	1.46	1.53
3	G	601	ATP	C2'-C3'	-2.42	1.46	1.53
3	D	301	ATP	C2'-C3'	-2.37	1.46	1.53
3	A	601	ATP	O4'-C4'	-2.32	1.39	1.45
3	F	301	ATP	C2'-C3'	-2.30	1.47	1.53
3	H	301	ATP	C2'-C3'	-2.29	1.47	1.53
3	B	301	ATP	C2'-C3'	-2.26	1.47	1.53
3	H	301	ATP	O4'-C4'	-2.25	1.39	1.45
3	C	601	ATP	O2'-C2'	-2.24	1.37	1.43
3	G	601	ATP	O4'-C4'	-2.22	1.39	1.45
3	H	301	ATP	O2'-C2'	-2.18	1.37	1.43
3	D	301	ATP	O4'-C4'	-2.17	1.40	1.45
3	F	301	ATP	O4'-C4'	-2.05	1.40	1.45
3	B	301	ATP	O3'-C3'	-2.04	1.38	1.43
3	C	601	ATP	C2-N3	2.00	1.35	1.32
3	G	601	ATP	C2-N3	2.21	1.36	1.32
3	E	601	ATP	C2-N3	2.23	1.36	1.32
3	F	301	ATP	C2-N3	2.23	1.36	1.32
3	D	301	ATP	C2-N3	2.28	1.36	1.32
3	H	301	ATP	C6-N6	2.59	1.42	1.34
3	B	301	ATP	C6-N6	2.69	1.43	1.34
3	D	301	ATP	C6-N6	2.70	1.43	1.34
3	G	601	ATP	C6-N6	2.73	1.43	1.34
3	F	301	ATP	C6-N6	2.75	1.43	1.34
3	A	601	ATP	C6-N6	2.76	1.43	1.34
3	C	601	ATP	C6-N6	2.78	1.43	1.34

Continued on next page...

Continued from previous page...

Mol	Chain	Res	Type	Atoms	Z	Observed(Å)	Ideal(Å)
3	E	601	ATP	C6-N6	2.82	1.43	1.34

All (77) bond angle outliers are listed below:

Mol	Chain	Res	Type	Atoms	Z	Observed(°)	Ideal(°)
3	B	301	ATP	N3-C2-N1	-12.42	119.38	128.89
3	F	301	ATP	N3-C2-N1	-12.08	119.65	128.89
3	C	601	ATP	N3-C2-N1	-12.02	119.69	128.89
3	G	601	ATP	N3-C2-N1	-11.90	119.78	128.89
3	A	601	ATP	N3-C2-N1	-11.39	120.17	128.89
3	E	601	ATP	N3-C2-N1	-11.25	120.28	128.89
3	D	301	ATP	N3-C2-N1	-11.23	120.29	128.89
3	H	301	ATP	N3-C2-N1	-11.07	120.42	128.89
3	G	601	ATP	O5'-PA-O1A	-6.80	83.22	109.62
3	G	601	ATP	C4'-O4'-C1'	-6.69	102.37	109.72
3	B	301	ATP	O5'-PA-O1A	-6.58	84.06	109.62
3	D	301	ATP	O5'-PA-O1A	-6.50	84.38	109.62
3	F	301	ATP	O5'-PA-O1A	-6.24	85.40	109.62
3	E	601	ATP	O5'-PA-O1A	-5.92	86.63	109.62
3	F	301	ATP	O2A-PA-O1A	-5.89	80.57	112.53
3	A	601	ATP	O5'-PA-O1A	-5.79	87.14	109.62
3	C	601	ATP	O2A-PA-O1A	-5.76	81.33	112.53
3	E	601	ATP	O2A-PA-O1A	-5.59	82.22	112.53
3	A	601	ATP	O2A-PA-O1A	-5.55	82.42	112.53
3	H	301	ATP	O2A-PA-O1A	-5.52	82.63	112.53
3	D	301	ATP	O2A-PA-O1A	-5.23	84.18	112.53
3	G	601	ATP	O2A-PA-O1A	-4.99	85.46	112.53
3	H	301	ATP	O5'-PA-O1A	-4.91	90.57	109.62
3	C	601	ATP	O5'-PA-O1A	-4.84	90.83	109.62
3	B	301	ATP	O2A-PA-O1A	-4.73	86.91	112.53
3	A	601	ATP	C4'-O4'-C1'	-4.46	104.82	109.72
3	F	301	ATP	PA-O3A-PB	-4.22	120.89	132.73
3	B	301	ATP	PA-O3A-PB	-4.12	121.17	132.73
3	B	301	ATP	C4'-O4'-C1'	-4.12	105.20	109.72
3	H	301	ATP	PA-O3A-PB	-4.09	121.24	132.73
3	G	601	ATP	PA-O3A-PB	-3.92	121.72	132.73
3	G	601	ATP	PB-O3B-PG	-3.59	120.64	132.67
3	A	601	ATP	PA-O3A-PB	-3.50	122.91	132.73
3	D	301	ATP	C4-C5-N7	-3.49	106.27	109.48
3	B	301	ATP	PB-O3B-PG	-3.44	121.12	132.67
3	C	601	ATP	C4-C5-N7	-3.38	106.37	109.48
3	E	601	ATP	PA-O3A-PB	-3.28	123.52	132.73

Continued on next page...

Continued from previous page...

Mol	Chain	Res	Type	Atoms	Z	Observed(°)	Ideal(°)
3	D	301	ATP	PA-O3A-PB	-3.26	123.57	132.73
3	C	601	ATP	PA-O3A-PB	-3.22	123.69	132.73
3	B	301	ATP	C4-C5-N7	-3.18	106.55	109.48
3	G	601	ATP	C4-C5-N7	-3.00	106.72	109.48
3	A	601	ATP	C4-C5-N7	-3.00	106.72	109.48
3	E	601	ATP	PB-O3B-PG	-2.97	122.72	132.67
3	D	301	ATP	PB-O3B-PG	-2.89	122.96	132.67
3	E	601	ATP	C4-C5-N7	-2.81	106.90	109.48
3	A	601	ATP	PB-O3B-PG	-2.81	123.26	132.67
3	F	301	ATP	C4'-O4'-C1'	-2.80	106.64	109.72
3	C	601	ATP	PB-O3B-PG	-2.63	123.84	132.67
3	H	301	ATP	C4-C5-N7	-2.60	107.09	109.48
3	C	601	ATP	C4'-O4'-C1'	-2.55	106.92	109.72
3	F	301	ATP	C4-C5-N7	-2.49	107.19	109.48
3	F	301	ATP	PB-O3B-PG	-2.44	124.48	132.67
3	E	601	ATP	C4'-O4'-C1'	-2.39	107.10	109.72
3	B	301	ATP	C1'-N9-C4	-2.36	123.38	126.94
3	H	301	ATP	C4'-O4'-C1'	-2.35	107.14	109.72
3	A	601	ATP	C1'-N9-C4	-2.33	123.42	126.94
3	D	301	ATP	C4'-O4'-C1'	-2.29	107.20	109.72
3	B	301	ATP	O4'-C4'-C3'	2.08	109.34	105.15
3	D	301	ATP	O4'-C4'-C3'	2.19	109.55	105.15
3	G	601	ATP	O4'-C4'-C3'	2.26	109.70	105.15
3	A	601	ATP	O4'-C4'-C3'	2.28	109.73	105.15
3	F	301	ATP	O2A-PA-O3A	2.97	118.58	105.09
3	G	601	ATP	O2A-PA-O3A	2.99	118.64	105.09
3	D	301	ATP	O2A-PA-O3A	3.29	120.01	105.09
3	B	301	ATP	O2A-PA-O3A	3.35	120.28	105.09
3	H	301	ATP	O2A-PA-O3A	3.63	121.55	105.09
3	E	601	ATP	O2A-PA-O3A	3.76	122.16	105.09
3	C	601	ATP	O2A-PA-O3A	3.83	122.47	105.09
3	A	601	ATP	O2A-PA-O3A	4.14	123.88	105.09
3	A	601	ATP	O3A-PA-O5'	4.86	115.82	102.94
3	E	601	ATP	O3A-PA-O5'	5.31	117.03	102.94
3	B	301	ATP	O3A-PA-O5'	5.76	118.22	102.94
3	C	601	ATP	O3A-PA-O5'	5.92	118.64	102.94
3	G	601	ATP	O3A-PA-O5'	6.26	119.55	102.94
3	D	301	ATP	O3A-PA-O5'	6.39	119.88	102.94
3	H	301	ATP	O3A-PA-O5'	7.11	121.80	102.94
3	F	301	ATP	O3A-PA-O5'	7.16	121.93	102.94

There are no chirality outliers.

There are no torsion outliers.

There are no ring outliers.

7 monomers are involved in 12 short contacts:

Mol	Chain	Res	Type	Clashes	Symm-Clashes
3	A	601	ATP	1	0
3	B	301	ATP	1	0
3	C	601	ATP	1	0
3	D	301	ATP	3	0
3	E	601	ATP	3	0
3	F	301	ATP	1	0
3	H	301	ATP	2	0

5.7 Other polymers [i](#)

There are no such residues in this entry.

5.8 Polymer linkage issues [i](#)

There are no chain breaks in this entry.

6 Fit of model and data ⓘ

6.1 Protein, DNA and RNA chains ⓘ

In the following table, the column labelled ‘#RSRZ> 2’ contains the number (and percentage) of RSRZ outliers, followed by percent RSRZ outliers for the chain as percentile scores relative to all X-ray entries and entries of similar resolution. The OWAB column contains the minimum, median, 95th percentile and maximum values of the occupancy-weighted average B-factor per residue. The column labelled ‘Q< 0.9’ lists the number of (and percentage) of residues with an average occupancy less than 0.9.

Mol	Chain	Analysed	<RSRZ>	#RSRZ>2	OWAB(Å ²)	Q<0.9
1	A	216/222 (97%)	-0.01	10 (4%) 36 28	27, 62, 143, 176	0
1	B	217/222 (97%)	-0.31	5 (2%) 64 54	38, 59, 142, 166	0
1	C	216/222 (97%)	-0.09	8 (3%) 45 36	38, 63, 163, 177	0
1	D	217/222 (97%)	-0.17	5 (2%) 64 54	35, 69, 153, 178	0
1	E	216/222 (97%)	-0.22	2 (0%) 85 78	25, 54, 138, 163	0
1	F	217/222 (97%)	-0.16	2 (0%) 85 78	27, 56, 140, 169	0
1	G	216/222 (97%)	-0.29	5 (2%) 64 54	28, 49, 127, 155	0
1	H	217/222 (97%)	-0.38	0 100 100	30, 50, 113, 154	0
2	I	429/465 (92%)	-0.33	2 (0%) 91 88	32, 58, 96, 139	0
2	J	429/465 (92%)	-0.39	0 100 100	28, 48, 88, 136	0
2	K	429/465 (92%)	-0.38	1 (0%) 95 93	29, 60, 105, 139	0
2	L	429/465 (92%)	-0.38	0 100 100	31, 51, 88, 138	0
All	All	3448/3636 (94%)	-0.29	40 (1%) 81 72	25, 56, 133, 178	0

All (40) RSRZ outliers are listed below:

Mol	Chain	Res	Type	RSRZ
1	F	198	ILE	5.3
1	F	196	GLU	4.7
1	A	173	ARG	4.5
2	K	68	THR	4.2
1	D	170	LEU	4.1
1	A	174	ALA	4.0
1	G	164	SER	3.8
1	G	186	HIS	3.5
1	E	174	ALA	3.3
1	B	180	ILE	3.2
1	C	205	LEU	3.0

Continued on next page...

Continued from previous page...

Mol	Chain	Res	Type	RSRZ
1	A	177	GLY	3.0
1	C	157	LEU	2.9
1	D	175	LYS	2.8
1	D	174	ALA	2.8
1	D	176	TYR	2.7
1	A	215	LYS	2.7
2	I	47	TRP	2.6
1	C	219	ASN	2.6
1	G	185	HIS	2.6
1	B	207	ILE	2.5
1	B	182	ALA	2.5
2	I	431	GLU	2.4
1	A	196	GLU	2.4
1	B	181	LEU	2.4
1	A	168	ILE	2.4
1	E	169	ASP	2.4
1	G	169	ASP	2.4
1	D	196	GLU	2.3
1	C	180	ILE	2.3
1	G	188	ASP	2.2
1	C	221	GLY	2.2
1	A	216	ARG	2.2
1	B	206	VAL	2.2
1	C	202	GLN	2.2
1	C	206	VAL	2.1
1	A	176	TYR	2.1
1	C	181	LEU	2.1
1	A	48	TYR	2.1
1	A	172	VAL	2.1

6.2 Non-standard residues in protein, DNA, RNA chains ⓘ

There are no non-standard protein/DNA/RNA residues in this entry.

6.3 Carbohydrates ⓘ

There are no carbohydrates in this entry.

6.4 Ligands [i](#)

In the following table, the Atoms column lists the number of modelled atoms in the group and the number defined in the chemical component dictionary. LLDF column lists the quality of electron density of the group with respect to its neighbouring residues in protein, DNA or RNA chains. The B-factors column lists the minimum, median, 95th percentile and maximum values of B factors of atoms in the group. The column labelled 'Q< 0.9' lists the number of atoms with occupancy less than 0.9.

Mol	Type	Chain	Res	Atoms	RSCC	RSR	LLDF	B-factors(Å ²)	Q<0.9
4	K	J	501	1/1	0.99	0.30	3.67	22,22,22,22	0
4	K	L	501	1/1	0.99	0.31	3.46	25,25,25,25	0
4	K	K	501	1/1	0.99	0.26	2.86	32,32,32,32	0
4	K	I	501	1/1	1.00	0.28	1.96	29,29,29,29	0
3	ATP	B	301	31/31	0.97	0.20	-0.01	37,41,52,53	0
3	ATP	E	601	31/31	0.98	0.19	-0.10	23,27,32,33	0
3	ATP	A	601	31/31	0.98	0.18	-0.42	32,35,38,39	0
3	ATP	H	301	31/31	0.98	0.18	-0.55	29,30,32,32	0
3	ATP	G	601	31/31	0.98	0.18	-0.57	28,30,35,36	0
3	ATP	D	301	31/31	0.98	0.18	-0.64	32,34,40,40	0
3	ATP	C	601	31/31	0.98	0.17	-0.87	35,37,43,44	0
3	ATP	F	301	31/31	0.98	0.18	-0.98	33,38,47,47	0

6.5 Other polymers [i](#)

There are no such residues in this entry.