



wwPDB EM Map/Model Validation Report ⓘ

Apr 10, 2016 – 02:32 PM BST

PDB ID : 3J9L
EMDB ID: : EMD-2871
Title : Structure of Dark apoptosome from *Drosophila melanogaster*
Authors : Pang, Y.; Bai, X.; Yan, C.; Hao, Q.; Chen, Z.; Wang, J.; Scheres, S.H.W.; Shi, Y.
Deposited on : 2015-02-04
Resolution : 4.00 Å(reported)

This is a wwPDB EM Map/Model Validation Report for a publicly released PDB/EMDB entry.
For rigid body fitted models, validation errors reported here could stem from errors in the original structure(s) used in the fitting.
We welcome your comments at validation@mail.wwpdb.org
A user guide is available at
<http://wwpdb.org/validation/2016/EMValidationReportHelp>

MolProbity : 4.02b-467
Mogul : 1.7.1 (RC1), CSD as537be (2016)
Percentile statistics : 20151230.v01 (using entries in the PDB archive December 30th 2015)
Ideal geometry (proteins) : Engh & Huber (2001)
Ideal geometry (DNA, RNA) : Parkinson et. al. (1996)
Validation Pipeline (wwPDB-VP) : trunk27241

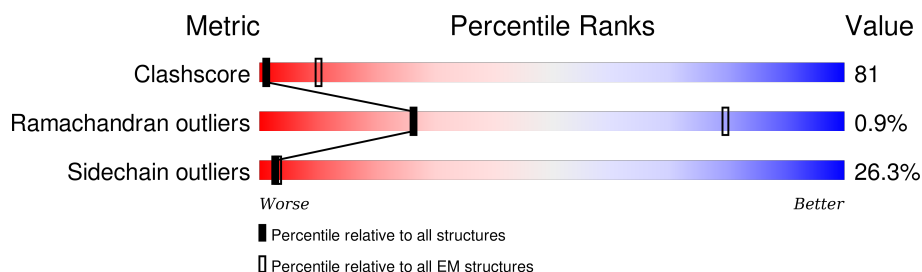
1 Overall quality at a glance

The following experimental techniques were used to determine the structure:

ELECTRON MICROSCOPY

The reported resolution of this entry is 4.00 Å.

Percentile scores (ranging between 0-100) for global validation metrics of the entry are shown in the following graphic. The table shows the number of entries on which the scores are based.










Metric	Whole archive (#Entries)	EM structures (#Entries)
Clashscore	114402	924
Ramachandran outliers	111179	726
Sidechain outliers	111093	686

The table below summarises the geometric issues observed across the polymeric chains. The red, orange, yellow and green segments on the bar indicate the fraction of residues that contain outliers for ≥ 3 , 2, 1 and 0 types of geometric quality criteria. A grey segment represents the fraction of residues that are not modelled. The numeric value for each fraction is indicated below the corresponding segment, with a dot representing fractions $\leq 5\%$.

Mol	Chain	Length	Quality of chain
1	A	1103	
1	C	1103	
1	D	1103	
1	E	1103	
1	F	1103	
1	G	1103	
1	H	1103	
1	I	1103	
1	J	1103	

Continued on next page...

Continued from previous page...

Mol	Chain	Length	Quality of chain
1	K	1103	
1	L	1103	
1	M	1103	
1	N	1103	
1	O	1103	
1	P	1103	
1	Q	1103	

The following table lists non-polymeric compounds, carbohydrate monomers and non-standard residues in protein, DNA, RNA chains that are outliers for geometric or electron-density-fit criteria:

Mol	Type	Chain	Res	Chirality	Geometry	Clashes	Electron density
2	DTP	C	1301	-	-	X	-
2	DTP	D	1301	-	-	X	-
2	DTP	E	1301	-	-	X	-
2	DTP	F	1301	-	-	X	-
2	DTP	G	1301	-	-	X	-
2	DTP	H	1301	-	-	X	-
2	DTP	I	1301	-	-	X	-
2	DTP	J	1301	-	-	X	-
2	DTP	K	1301	-	-	X	-
2	DTP	L	1301	-	-	X	-
2	DTP	M	1301	-	-	X	-
2	DTP	N	1301	-	-	X	-
2	DTP	O	1301	-	-	X	-
2	DTP	P	1301	-	-	X	-
2	DTP	Q	1301	-	-	X	-

2 Entry composition

There are 2 unique types of molecules in this entry. The entry contains 112951 atoms, of which 0 are hydrogens and 0 are deuteriums.

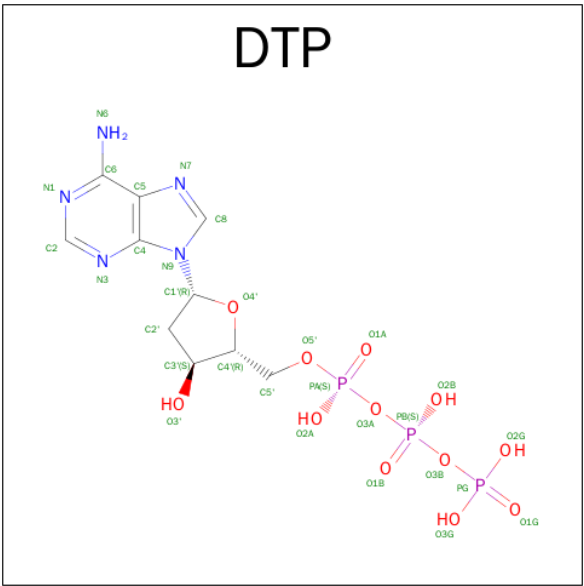
In the tables below, the AltConf column contains the number of residues with at least one atom in alternate conformation and the Trace column contains the number of residues modelled with at most 2 atoms.

- Molecule 1 is a protein called Apaf-1 related killer DARK.

Mol	Chain	Residues	Atoms					AltConf	Trace
1	A	1062	Total 7031	C 4408	N 1275	O 1325	S 23	0	0
1	C	1062	Total 7031	C 4408	N 1275	O 1325	S 23	0	0
1	D	1062	Total 7031	C 4408	N 1275	O 1325	S 23	0	0
1	E	1062	Total 7031	C 4408	N 1275	O 1325	S 23	0	0
1	F	1062	Total 7031	C 4408	N 1275	O 1325	S 23	0	0
1	G	1062	Total 7031	C 4408	N 1275	O 1325	S 23	0	0
1	H	1062	Total 7031	C 4408	N 1275	O 1325	S 23	0	0
1	I	1062	Total 7031	C 4408	N 1275	O 1325	S 23	0	0
1	J	1062	Total 7031	C 4408	N 1275	O 1325	S 23	0	0
1	K	1062	Total 7031	C 4408	N 1275	O 1325	S 23	0	0
1	L	1062	Total 7031	C 4408	N 1275	O 1325	S 23	0	0
1	M	1062	Total 7031	C 4408	N 1275	O 1325	S 23	0	0
1	N	1062	Total 7031	C 4408	N 1275	O 1325	S 23	0	0
1	O	1062	Total 7031	C 4408	N 1275	O 1325	S 23	0	0
1	P	1062	Total 7031	C 4408	N 1275	O 1325	S 23	0	0
1	Q	1063	Total 7036	C 4411	N 1276	O 1326	S 23	0	0

- Molecule 2 is 2'-DEOXYADENOSINE 5'-TRIPHOSPHATE (three-letter code: DTP) (for-

mula: C₁₀H₁₆N₅O₁₂P₃).



Mol	Chain	Residues	Atoms					AltConf
2	C	1	Total	C	N	O	P	0
			30	10	5	12	3	
2	D	1	Total	C	N	O	P	0
			30	10	5	12	3	
2	E	1	Total	C	N	O	P	0
			30	10	5	12	3	
2	F	1	Total	C	N	O	P	0
			30	10	5	12	3	
2	G	1	Total	C	N	O	P	0
			30	10	5	12	3	
2	H	1	Total	C	N	O	P	0
			30	10	5	12	3	
2	I	1	Total	C	N	O	P	0
			30	10	5	12	3	
2	J	1	Total	C	N	O	P	0
			30	10	5	12	3	
2	K	1	Total	C	N	O	P	0
			30	10	5	12	3	
2	L	1	Total	C	N	O	P	0
			30	10	5	12	3	
2	M	1	Total	C	N	O	P	0
			30	10	5	12	3	
2	N	1	Total	C	N	O	P	0
			30	10	5	12	3	
2	O	1	Total	C	N	O	P	0
			30	10	5	12	3	

Continued on next page...

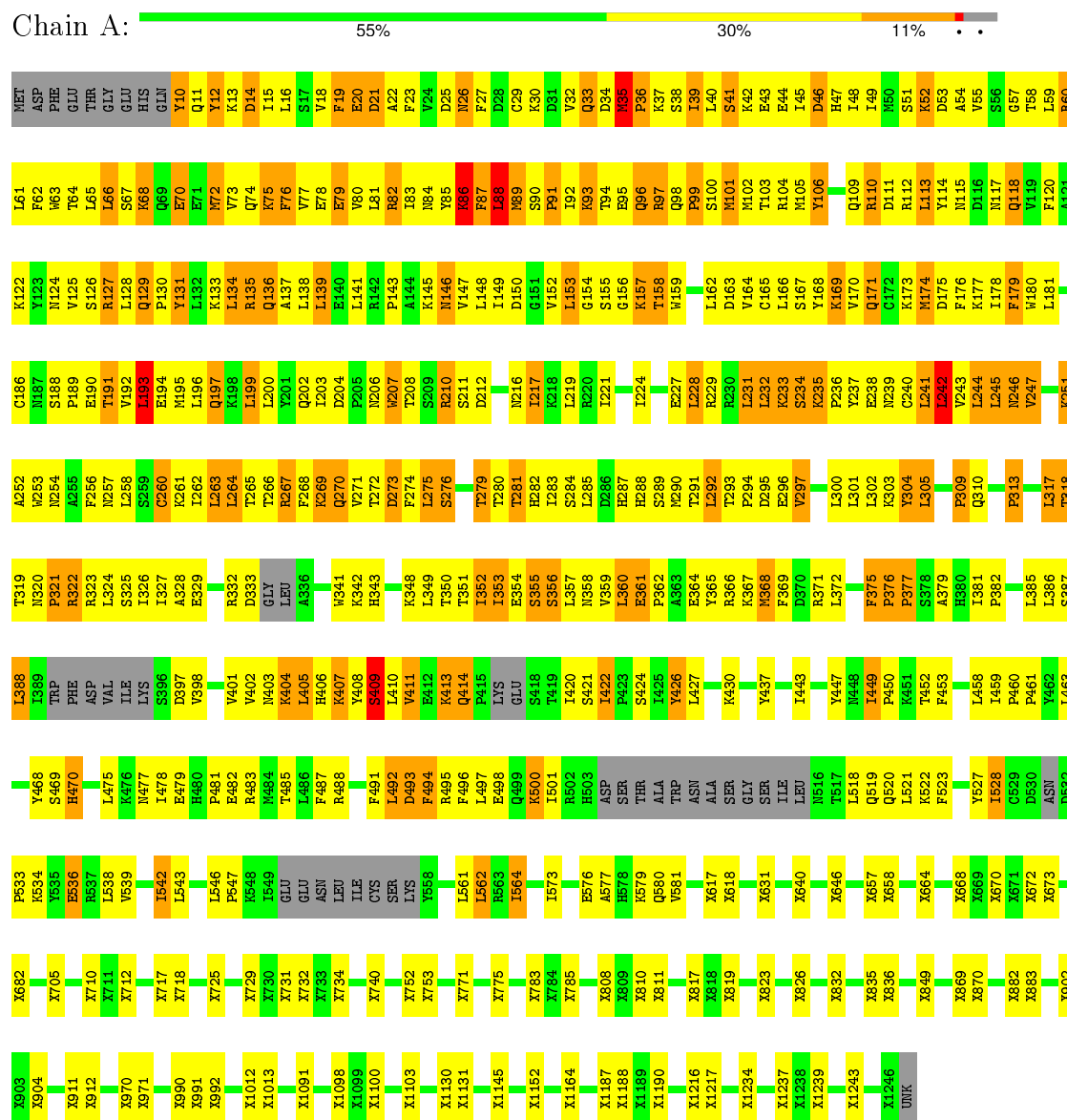
Continued from previous page...

Mol	Chain	Residues	Atoms					AltConf
2	P	1	Total	C	N	O	P	0
			30	10	5	12	3	
2	Q	1	Total	C	N	O	P	0
			30	10	5	12	3	

3 Residue-property plots

These plots are drawn for all protein, RNA and DNA chains in the entry. The first graphic for a chain summarises the proportions of errors displayed in the second graphic. The second graphic shows the sequence view annotated by issues in geometry. Residues are color-coded according to the number of geometric quality criteria for which they contain at least one outlier: green = 0, yellow = 1, orange = 2 and red = 3 or more. Stretches of 2 or more consecutive residues without any outlier are shown as a green connector. Residues present in the sample, but not in the model, are shown in grey.

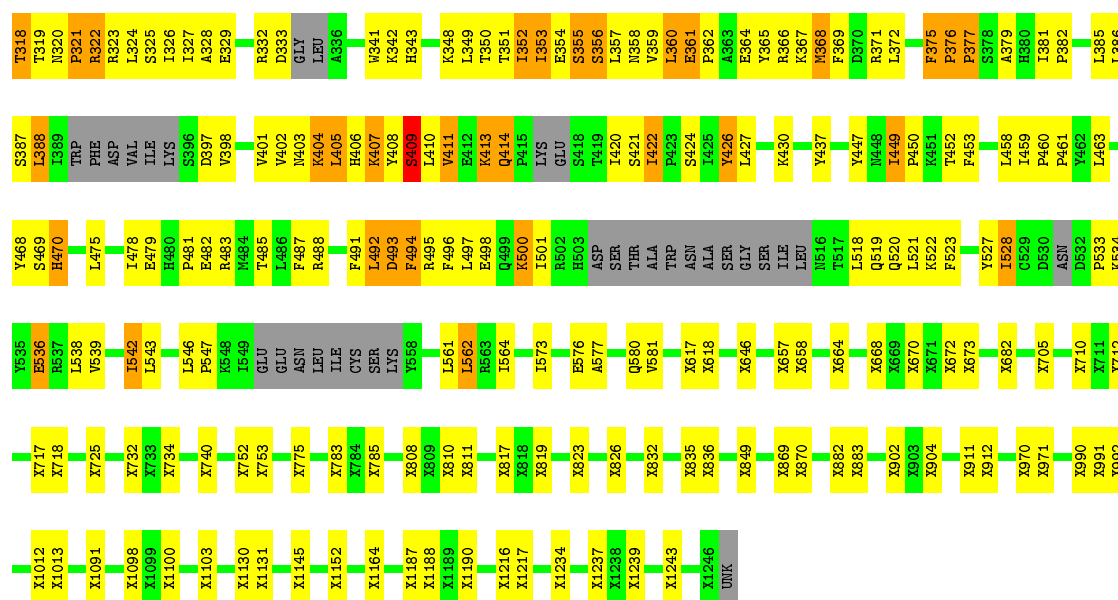
- Molecule 1: Apaf-1 related killer DARK



- Molecule 1: Apaf-1 related killer DARK

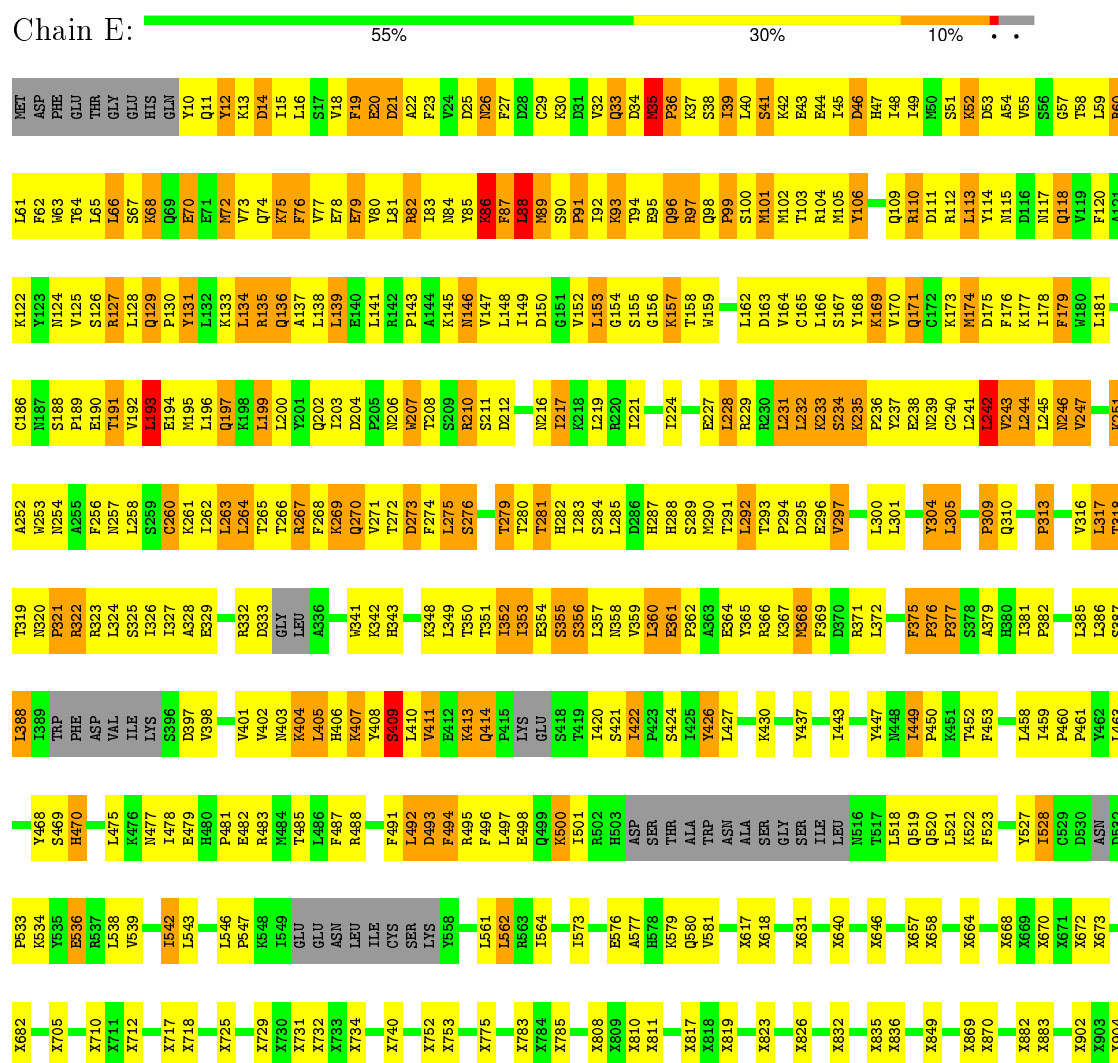


- Molecule 1: Apaf-1 related killer DARK



• Molecule 1: Apaf-1 related killer DARK

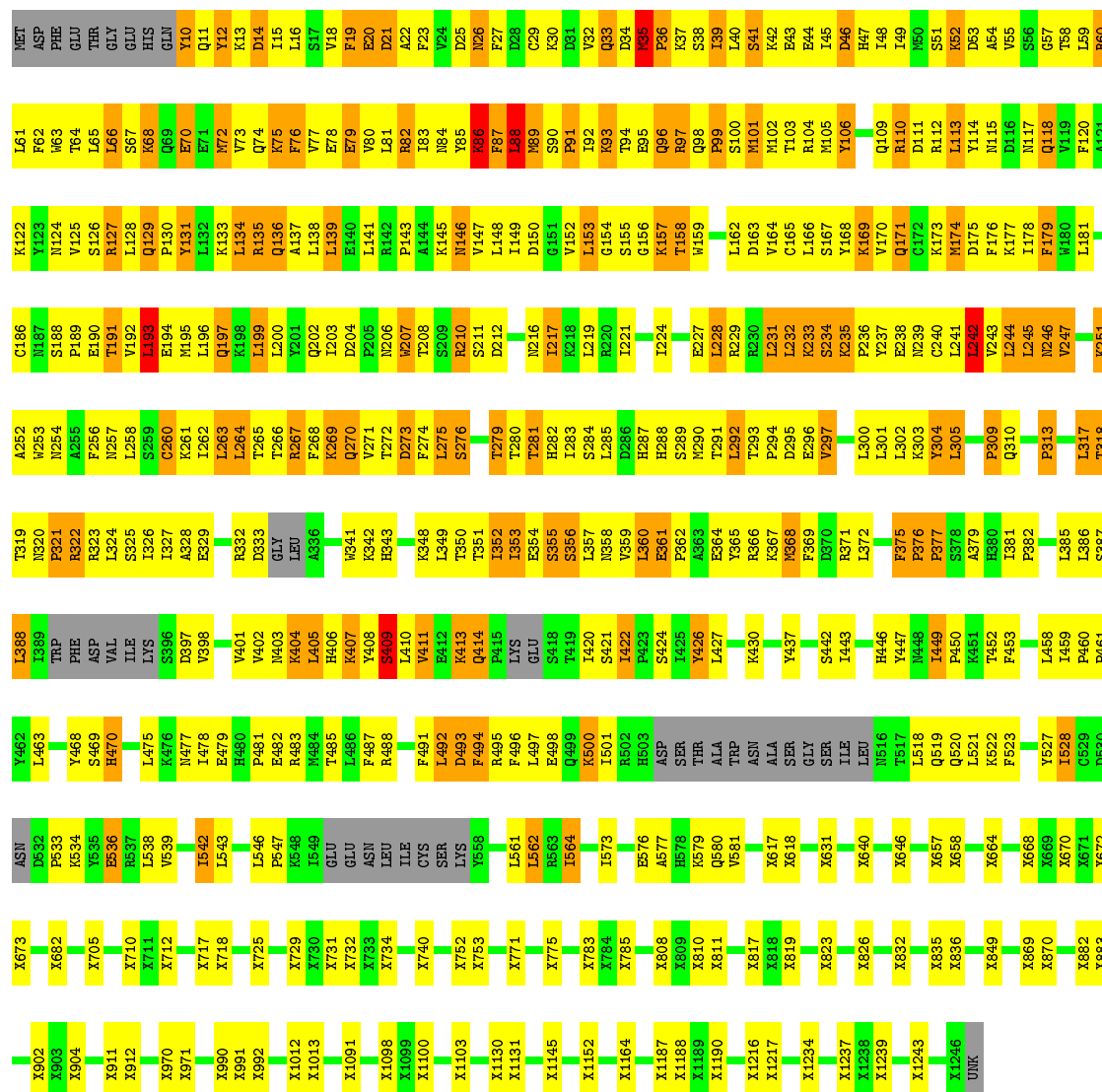
Chain E:





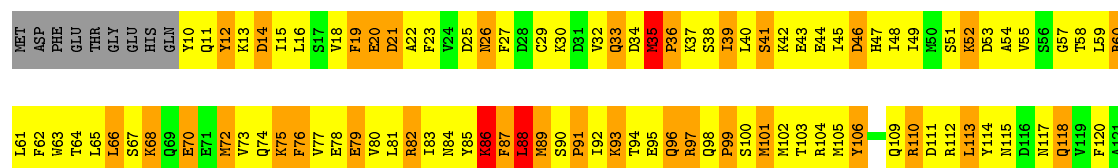
• Molecule 1: Apaf-1 related killer DARK

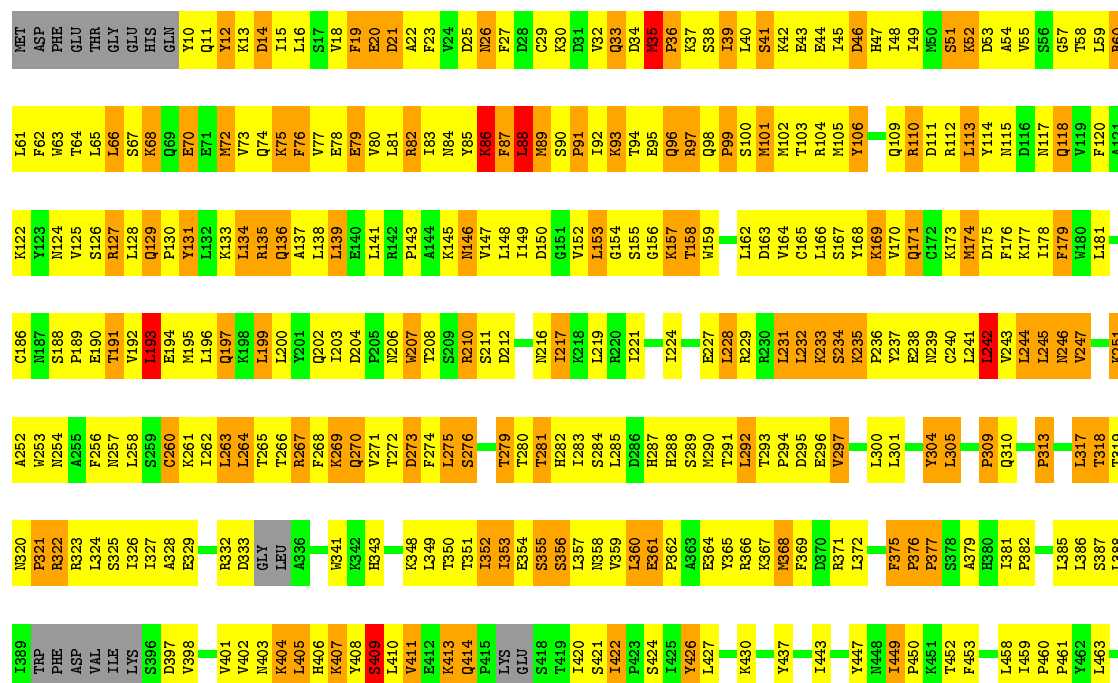
Chain F: 55% 30% 11% • •



• Molecule 1: Apaf-1 related killer DARK

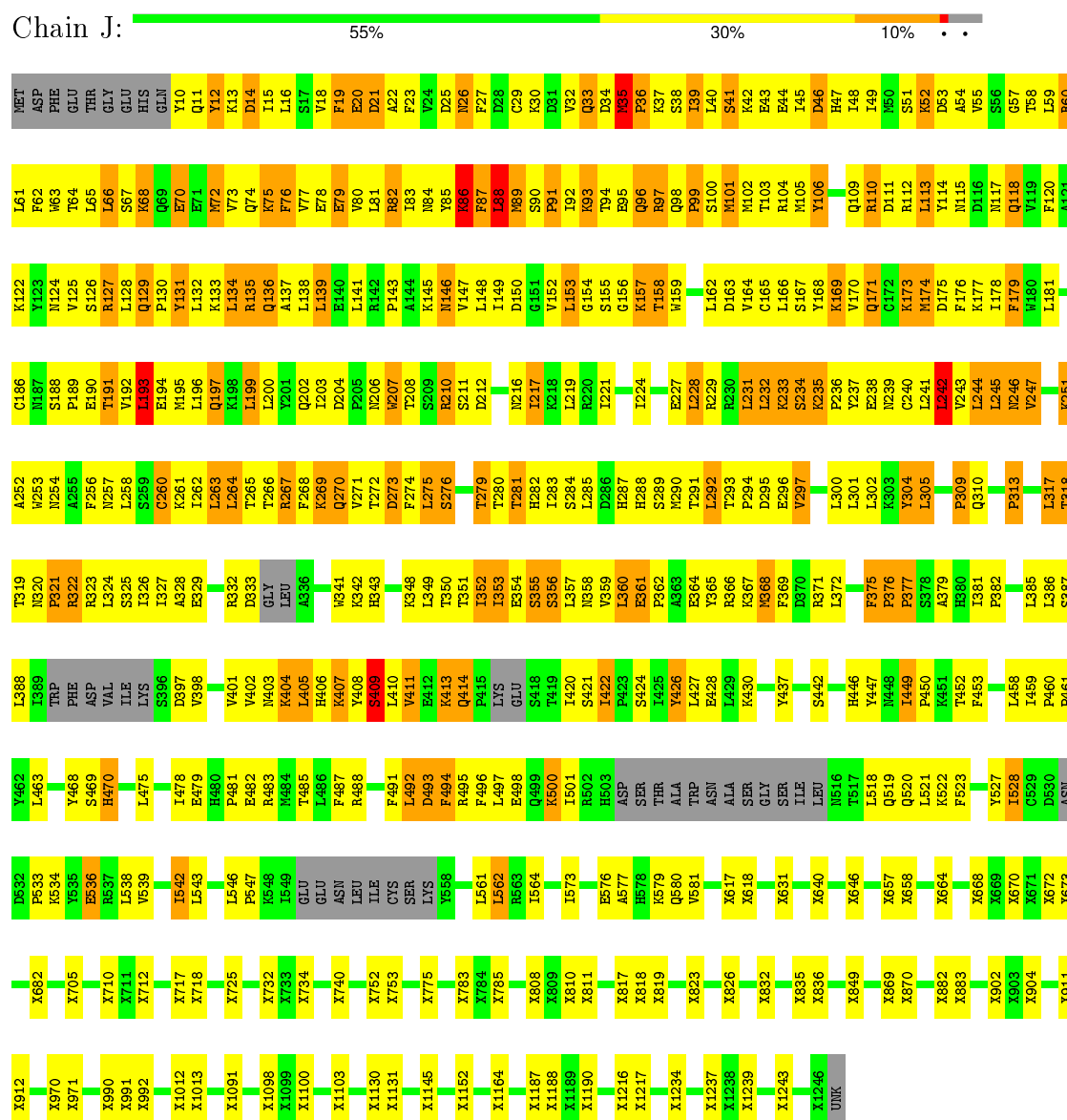
Chain G: 55% 30% 10% • •

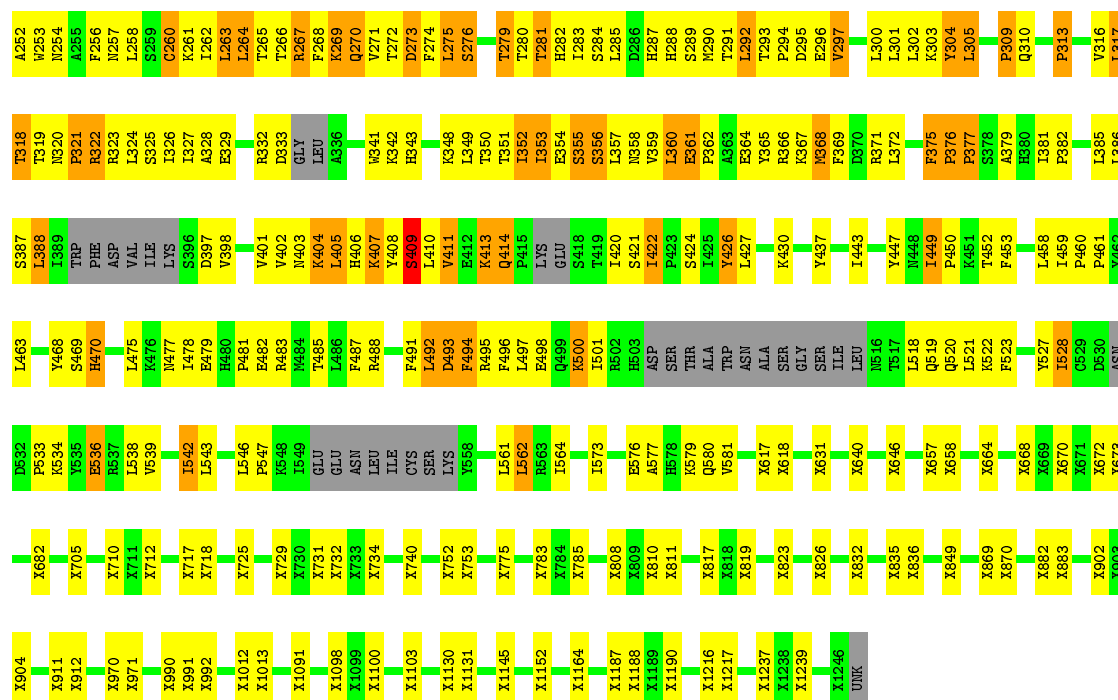




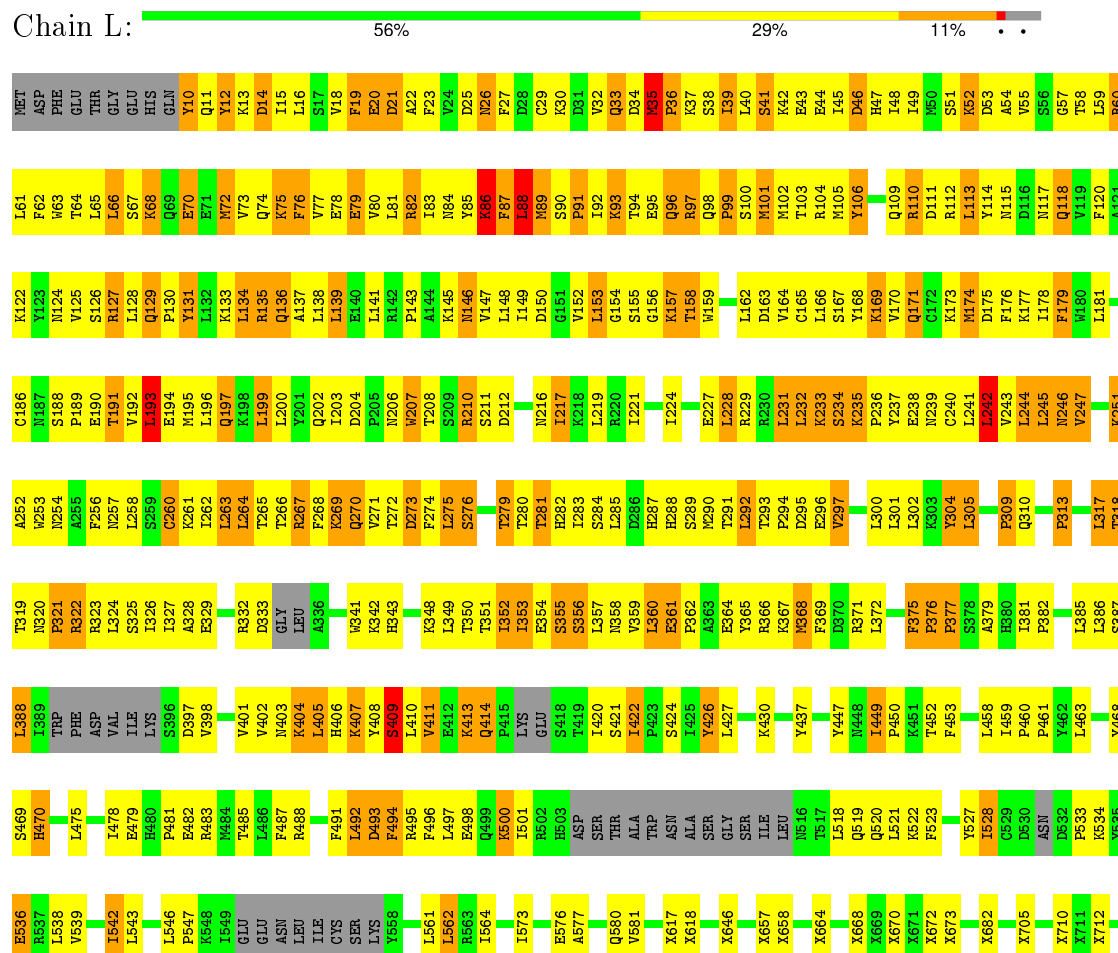
Y468	Y469	Y470	Y471	Y472	Y473	Y474	Y475	Y476	Y477	Y478	Y479	Y480	Y481	Y482	Y483	Y484	Y485	Y486	Y487	Y488	Y489	Y490	Y491	Y492	Y493	Y494	Y495	Y496	Y497	Y498	Y499	Y500	Y501	Y502	Y503	Y504	Y505	Y506	Y507	Y508	Y509	Y510	Y511	Y512	Y513	Y514	Y515	Y516	Y517	Y518	Y519	Y520	Y521	Y522	Y523	Y524	Y525	Y526	Y527	Y528	Y529	Y530	Y531	Y532	Y533	Y534	Y535	Y536	Y537	Y538	Y539	Y540	Y541	Y542	Y543	Y544	Y545	Y546	Y547	Y548	Y549	Y550	Y551	Y552	Y553	Y554	Y555	Y556	Y557	Y558	Y559	Y560	Y561	Y562	Y563	Y564	Y565	Y566	Y567	Y568	Y569	Y570	Y571	Y572	Y573	Y574	Y575	Y576	Y577	Y578	Y579	Y580	Y581	Y582	Y583	Y584	Y585	Y586	Y587	Y588	Y589	Y590	Y591	Y592	Y593	Y594	Y595	Y596	Y597	Y598	Y599	Y600	Y601	Y602	Y603	Y604	Y605	Y606	Y607	Y608	Y609	Y610	Y611	Y612	Y613	Y614	Y615	Y616	Y617	Y618	Y619	Y620	Y621	Y622	Y623	Y624	Y625	Y626	Y627	Y628	Y629	Y630	Y631	Y632	Y633	Y634	Y635	Y636	Y637	Y638	Y639	Y640	Y641	Y642	Y643	Y644	Y645	Y646	Y647	Y648	Y649	Y650	Y651	Y652	Y653	Y654	Y655	Y656	Y657	Y658	Y659	Y660	Y661	Y662	Y663	Y664	Y665	Y666	Y667	Y668	Y669	Y670	Y671	Y672	Y673	Y674	Y675	Y676	Y677	Y678	Y679	Y680	Y681	Y682	Y683	Y684	Y685	Y686	Y687	Y688	Y689	Y690	Y691	Y692	Y693	Y694	Y695	Y696	Y697	Y698	Y699	Y700	Y701	Y702	Y703	Y704	Y705	Y706	Y707	Y708	Y709	Y710	Y711	Y712	Y713	Y714	Y715	Y716	Y717	Y718	Y719	Y720	Y721	Y722	Y723	Y724	Y725	Y726	Y727	Y728	Y729	Y730	Y731	Y732	Y733	Y734	Y735	Y736	Y737	Y738	Y739	Y740	Y741	Y742	Y743	Y744	Y745	Y746	Y747	Y748	Y749	Y750	Y751	Y752	Y753	Y754	Y755	Y756	Y757	Y758	Y759	Y760	Y761	Y762	Y763	Y764	Y765	Y766	Y767	Y768	Y769	Y770	Y771	Y772	Y773	Y774	Y775	Y776	Y777	Y778	Y779	Y780	Y781	Y782	Y783	Y784	Y785	Y786	Y787	Y788	Y789	Y790	Y791	Y792	Y793	Y794	Y795	Y796	Y797	Y798	Y799	Y800	Y801	Y802	Y803	Y804	Y805	Y806	Y807	Y808	Y809	Y810	Y811	Y812	Y813	Y814	Y815	Y816	Y817	Y818	Y819	Y820	Y821	Y822	Y823	Y824	Y825	Y826	Y827	Y828	Y829	Y830	Y831	Y832	Y833	Y834	Y835	Y836	Y837	Y838	Y839	Y840	Y841	Y842	Y843	Y844	Y845	Y846	Y847	Y848	Y849	Y850	Y851	Y852	Y853	Y854	Y855	Y856	Y857	Y858	Y859	Y860	Y861	Y862	Y863	Y864	Y865	Y866	Y867	Y868	Y869	Y870	Y871	Y872	Y873	Y874	Y875	Y876	Y877	Y878	Y879	Y880	Y881	Y882	Y883	Y884	Y885	Y886	Y887	Y888	Y889	Y890	Y891	Y892	Y893	Y894	Y895	Y896	Y897	Y898	Y899	Y900	Y901	Y902	Y903	Y904	Y905	Y906	Y907	Y908	Y909	Y910	Y911	Y912	Y913	Y914	Y915	Y916	Y917	Y918	Y919	Y920	Y921	Y922	Y923	Y924	Y925	Y926	Y927	Y928	Y929	Y930	Y931	Y932	Y933	Y934	Y935	Y936	Y937	Y938	Y939	Y940	Y941	Y942	Y943	Y944	Y945	Y946	Y947	Y948	Y949	Y950	Y951	Y952	Y953	Y954	Y955	Y956	Y957	Y958	Y959	Y960	Y961	Y962	Y963	Y964	Y965	Y966	Y967	Y968	Y969	Y970	Y971	Y972	Y973	Y974	Y975	Y976	Y977	Y978	Y979	Y980	Y981	Y982	Y983	Y984	Y985	Y986	Y987	Y988	Y989	Y990	Y991	Y992	Y993	Y994	Y995	Y996	Y997	Y998	Y999	Y1000	Y1001	Y1002	Y1003	Y1004	Y1005	Y1006	Y1007	Y1008	Y1009	Y1010	Y1011	Y1012	Y1013	Y1014	Y1015	Y1016	Y1017	Y1018	Y1019	Y1020	Y1021	Y1022	Y1023	Y1024	Y1025	Y1026	Y1027	Y1028	Y1029	Y1030	Y1031	Y1032	Y1033	Y1034	Y1035	Y1036	Y1037	Y1038	Y1039	Y1040	Y1041	Y1042	Y1043	Y1044	Y1045	Y1046	Y1047	Y1048	Y1049	Y1050	Y1051	Y1052	Y1053	Y1054	Y1055	Y1056	Y1057	Y1058	Y1059	Y1060	Y1061	Y1062	Y1063	Y1064	Y1065	Y1066	Y1067	Y1068	Y1069	Y1070	Y1071	Y1072	Y1073	Y1074	Y1075	Y1076	Y1077	Y1078	Y1079	Y1080	Y1081	Y1082	Y1083	Y1084	Y1085	Y1086	Y1087	Y1088	Y1089	Y1090	Y1091	Y1092	Y1093	Y1094	Y1095	Y1096	Y1097	Y1098	Y1099	Y1100	Y1101	Y1102	Y1103	Y1104	Y1105	Y1106	Y1107	Y1108	Y1109	Y1110	Y1111	Y1112	Y1113	Y1114	Y1115	Y1116	Y1117	Y1118	Y1119	Y1120	Y1121	Y1122	Y1123	Y1124	Y1125	Y1126	Y1127	Y1128	Y1129	Y1130	Y1131	Y1132	Y1133	Y1134	Y1135	Y1136	Y1137	Y1138	Y1139	Y1140	Y1141	Y1142	Y1143	Y1144	Y1145	Y1146	Y1147	Y1148	Y1149	Y1150	Y1151	Y1152	Y1153	Y1154	Y1155	Y1156	Y1157	Y1158	Y1159	Y1160	Y1161	Y1162	Y1163	Y1164	Y1165	Y1166	Y1167	Y1168	Y1169	Y1170	Y1171	Y1172	Y1173	Y1174	Y1175	Y1176	Y1177	Y1178	Y1179	Y1180	Y1181	Y1182	Y1183	Y1184	Y1185	Y1186	Y1187	Y1188	Y1189	Y1190	Y1191	Y1192	Y1193	Y1194	Y1195	Y1196	Y1197	Y1198	Y1199	Y1200	Y1201	Y1202	Y1203	Y1204	Y1205	Y1206	Y1207	Y1208	Y1209	Y1210	Y1211	Y1212	Y1213	Y1214	Y1215	Y1216	Y1217	Y1218	Y1219	Y1220	Y1221	Y1222	Y1223	Y1224	Y1225	Y1226	Y1227	Y1228	Y1229	Y1230	Y1231	Y1232	Y1233	Y1234	Y1235	Y1236	Y1237	Y1238	Y1239	Y1240	Y1241	Y1242	Y1243	Y1244	Y1245	Y1246	Y1247	Y1248	Y1249	Y1250	Y1251	Y1252	Y1253	Y1254	Y1255	Y1256	Y1257	Y1258	Y1259	Y1260	Y1261	Y1262	Y1263	Y1264	Y1265	Y1266	Y1267	Y1268	Y1269	Y1270	Y1271	Y1272	Y1273	Y1274	Y1275	Y1276	Y1277	Y1278	Y1279	Y1280	Y1281	Y1282	Y1283	Y1284	Y1285	Y1286	Y1287	Y1288	Y1289	Y1290	Y1291	Y1292	Y1293	Y1294	Y1295	Y1296	Y1297	Y1298	Y1299	Y1300	Y1301	Y1302	Y1303	Y1304	Y1305	Y1306	Y1307	Y1308	Y1309	Y1310	Y1311	Y1312	Y1313	Y1314	Y1315	Y1316	Y1317	Y1318	Y1319	Y1320	Y1321	Y1322	Y1323	Y1324	Y1325	Y1326	Y1327	Y1328	Y1329	Y1330	Y1331	Y1332	Y1333	Y1334	Y1335	Y1336	Y1337	Y1338	Y1339	Y1340	Y1341	Y1342	Y1343	Y1344	Y1345	Y1346	Y1347	Y1348	Y1349	Y1350	Y1351	Y1352	Y1353	Y1354	Y1355	Y1356	Y1357	Y1358	Y1359	Y1360	Y1361	Y1362	Y1363	Y1364	Y1365	Y1366	Y1367	Y1368	Y1369	Y1370	Y1371	Y1372	Y1373	Y1374	Y1375	Y1376	Y1377	Y1378	Y1379	Y1380	Y1381	Y1382	Y1383	Y1384	Y1385	Y1386	Y1387	Y1388	Y1389	Y1390	Y1391	Y1392	Y1393	Y1394	Y1395	Y1396	Y1397	Y1398	Y1399	Y1400	Y1401	Y1402	Y1403	Y1404	Y1405	Y1406	Y1407	Y1408	Y1409	Y1410	Y1411	Y1412	Y1413	Y1414	Y1415	Y1416	Y1417	Y1418	Y1419	Y1420	Y1421	Y1422	Y1423	Y1424	Y1425	Y1426	Y1427	Y1428	Y1429	Y1430	Y1431	Y1432	Y1433	Y1434	Y1435	Y1436	Y1437	Y1438	Y1439	Y1440	Y1441	Y1442	Y1443	Y1444	Y1445	Y1446	Y1447	Y1448	Y1449	Y1450	Y1451	Y1452	Y1453	Y1454	Y1455	Y1456	Y1457	Y1458	Y1459	Y1460	Y1461	Y1462	Y1463	Y1464	Y1465	Y1466	Y1467	Y1468	Y1469	Y1470	Y1471	Y1472	Y1473	Y1474	Y1475	Y1476	Y1477	Y1478	Y1479	Y1480	Y1481	Y1482	Y1483	Y1484	Y1485	Y1486	Y1487	Y1488	Y1489	Y1490	Y1491	Y1492	Y1493	Y1494	Y1495	Y1496	Y1497	Y1498	Y1499	Y1500	Y1501	Y1502	Y1503	Y1504	Y1505	Y1506	Y1507	Y1508	Y1509	Y1510	Y1511	Y1512	Y1513	Y1514	Y1515	Y1516	Y1517	Y1518	Y1519	Y1520	Y1521	Y1522	Y1523	Y1524	Y1525	Y1526	Y1527	Y1528	Y1529	Y1530	Y1531	Y1532	Y1533	Y1534	Y1535	Y1536	Y1537	Y1538	Y1539	Y1540	Y1541	Y1542	Y1543	Y1544	Y1545	Y1546	Y1547	Y1548	Y1549	Y1550	Y1551	Y1552	Y1553	Y1554	Y1555	Y1556	Y1557	Y1558	Y1559	Y1560	Y1561	Y1562	Y1563	Y1564	Y1565	Y1566	Y1567	Y1568	Y1569	Y1570	Y1571	Y1572	Y1573	Y1574	Y1575	Y1576	Y1577	Y1578	Y1579	Y1580	Y1581	Y1582	Y1583	Y1584	Y1585	Y1586	Y1587	Y1588	Y1589	Y1590	Y1591	Y1592	Y1593	Y1594	Y1595	Y1596	Y1597	Y1598	Y1599	Y1600	Y1601	Y1602	Y1603	Y1604	Y1605	Y1606	Y1607	Y1608	Y1609	Y1610	Y1611	Y1612	Y1613	Y1614	Y1615	Y1616	Y1617	Y1618	Y1619	Y1620	Y1621	Y1622	Y1623	Y1624	Y1625	Y1626	Y1627	Y1628	Y1629	Y1630	Y1631	Y1632	Y1633	Y1634	Y1635	Y1636	Y1637	Y1638	Y1639	Y1640	Y1641	Y1642	Y1643	Y1644	Y1645	Y1646	Y1647	Y1648	Y1649	Y1650	Y1651	Y1652	Y1653	Y1654	Y1655	Y1656	Y1657	Y1658	Y1659	Y1660	Y1661	Y1662	Y1663	Y1664	Y1665	Y1666	Y1667	Y1668	Y1669	Y1670	Y1671	Y1672	Y1673	Y1674	Y1675	Y1676	Y1677	Y1678	Y1679	Y1680	Y1681	Y1682	Y1683	Y1684	Y1685	Y1686	Y1687	Y1688	Y1689	Y1690	Y1691	Y1692	Y1693	Y1694	Y1695	Y1696	Y1697	Y1698	Y1699	Y1700	Y1701	Y1702	Y1703	Y1704	Y1705	Y1706	Y1707	Y1708	Y1709	Y1710	Y1711	Y1712	Y1713	Y1714	Y1715	Y1716	Y1717	Y1718	Y1719	Y1720	Y1721	Y1722	Y1723	Y1724	Y1725	Y1726	Y1727	Y1728	Y1729	Y1730	Y1731	Y1732	Y1733	Y1734	Y1735	Y1736	Y1737	Y1738	Y1739	Y1740	Y1741	Y1742	Y1743	Y1744	Y1745
------	------	------	------	------	------	------	------	------	------	------	------	------	------	------	------	------	------	------	------	------	------	------	------	------	------	------	------	------	------	------	------	------	------	------	------	------	------	------	------	------	------	------	------	------	------	------	------	------	------	------	------	------	------	------	------	------	------	------	------	------	------	------	------	------	------	------	------	------	------	------	------	------	------	------	------	------	------	------	------	------	------	------	------	------	------	------	------	------	------	------	------	------	------	------	------	------	------	------	------	------	------	------	------	------	------	------	------	------	------	------	------	------	------	------	------	------	------	------	------	------	------	------	------	------	------	------	------	------	------	------	------	------	------	------	------	------	------	------	------	------	------	------	------	------	------	------	------	------	------	------	------	------	------	------	------	------	------	------	------	------	------	------	------	------	------	------	------	------	------	------	------	------	------	------	------	------	------	------	------	------	------	------	------	------	------	------	------	------	------	------	------	------	------	------	------	------	------	------	------	------	------	------	------	------	------	------	------	------	------	------	------	------	------	------	------	------	------	------	------	------	------	------	------	------	------	------	------	------	------	------	------	------	------	------	------	------	------	------	------	------	------	------	------	------	------	------	------	------	------	------	------	------	------	------	------	------	------	------	------	------	------	------	------	------	------	------	------	------	------	------	------	------	------	------	------	------	------	------	------	------	------	------	------	------	------	------	------	------	------	------	------	------	------	------	------	------	------	------	------	------	------	------	------	------	------	------	------	------	------	------	------	------	------	------	------	------	------	------	------	------	------	------	------	------	------	------	------	------	------	------	------	------	------	------	------	------	------	------	------	------	------	------	------	------	------	------	------	------	------	------	------	------	------	------	------	------	------	------	------	------	------	------	------	------	------	------	------	------	------	------	------	------	------	------	------	------	------	------	------	------	------	------	------	------	------	------	------	------	------	------	------	------	------	------	------	------	------	------	------	------	------	------	------	------	------	------	------	------	------	------	------	------	------	------	------	------	------	------	------	------	------	------	------	------	------	------	------	------	------	------	------	------	------	------	------	------	------	------	------	------	------	------	------	------	------	------	------	------	------	------	------	------	------	------	------	------	------	------	------	------	------	------	------	------	------	------	------	------	------	------	------	------	------	------	------	------	------	------	------	------	------	------	------	------	------	------	------	------	------	------	------	------	------	------	------	------	------	------	------	------	------	------	------	------	------	------	------	------	------	------	------	------	------	------	------	------	------	------	------	------	------	------	------	------	------	------	------	------	------	------	------	-------	-------	-------	-------	-------	-------	-------	-------	-------	-------	-------	-------	-------	-------	-------	-------	-------	-------	-------	-------	-------	-------	-------	-------	-------	-------	-------	-------	-------	-------	-------	-------	-------	-------	-------	-------	-------	-------	-------	-------	-------	-------	-------	-------	-------	-------	-------	-------	-------	-------	-------	-------	-------	-------	-------	-------	-------	-------	-------	-------	-------	-------	-------	-------	-------	-------	-------	-------	-------	-------	-------	-------	-------	-------	-------	-------	-------	-------	-------	-------	-------	-------	-------	-------	-------	-------	-------	-------	-------	-------	-------	-------	-------	-------	-------	-------	-------	-------	-------	-------	-------	-------	-------	-------	-------	-------	-------	-------	-------	-------	-------	-------	-------	-------	-------	-------	-------	-------	-------	-------	-------	-------	-------	-------	-------	-------	-------	-------	-------	-------	-------	-------	-------	-------	-------	-------	-------	-------	-------	-------	-------	-------	-------	-------	-------	-------	-------	-------	-------	-------	-------	-------	-------	-------	-------	-------	-------	-------	-------	-------	-------	-------	-------	-------	-------	-------	-------	-------	-------	-------	-------	-------	-------	-------	-------	-------	-------	-------	-------	-------	-------	-------	-------	-------	-------	-------	-------	-------	-------	-------	-------	-------	-------	-------	-------	-------	-------	-------	-------	-------	-------	-------	-------	-------	-------	-------	-------	-------	-------	-------	-------	-------	-------	-------	-------	-------	-------	-------	-------	-------	-------	-------	-------	-------	-------	-------	-------	-------	-------	-------	-------	-------	-------	-------	-------	-------	-------	-------	-------	-------	-------	-------	-------	-------	-------	-------	-------	-------	-------	-------	-------	-------	-------	-------	-------	-------	-------	-------	-------	-------	-------	-------	-------	-------	-------	-------	-------	-------	-------	-------	-------	-------	-------	-------	-------	-------	-------	-------	-------	-------	-------	-------	-------	-------	-------	-------	-------	-------	-------	-------	-------	-------	-------	-------	-------	-------	-------	-------	-------	-------	-------	-------	-------	-------	-------	-------	-------	-------	-------	-------	-------	-------	-------	-------	-------	-------	-------	-------	-------	-------	-------	-------	-------	-------	-------	-------	-------	-------	-------	-------	-------	-------	-------	-------	-------	-------	-------	-------	-------	-------	-------	-------	-------	-------	-------	-------	-------	-------	-------	-------	-------	-------	-------	-------	-------	-------	-------	-------	-------	-------	-------	-------	-------	-------	-------	-------	-------	-------	-------	-------	-------	-------	-------	-------	-------	-------	-------	-------	-------	-------	-------	-------	-------	-------	-------	-------	-------	-------	-------	-------	-------	-------	-------	-------	-------	-------	-------	-------	-------	-------	-------	-------	-------	-------	-------	-------	-------	-------	-------	-------	-------	-------	-------	-------	-------	-------	-------	-------	-------	-------	-------	-------	-------	-------	-------	-------	-------	-------	-------	-------	-------	-------	-------	-------	-------	-------	-------	-------	-------	-------	-------	-------	-------	-------	-------	-------	-------	-------	-------	-------	-------	-------	-------	-------	-------	-------	-------	-------	-------	-------	-------	-------	-------	-------	-------	-------	-------	-------	-------	-------	-------	-------	-------	-------	-------	-------	-------	-------	-------	-------	-------	-------	-------	-------	-------	-------	-------	-------	-------	-------	-------	-------	-------	-------	-------	-------	-------	-------	-------	-------	-------	-------	-------	-------	-------	-------	-------	-------	-------	-------	-------	-------	-------	-------	-------	-------	-------	-------	-------	-------	-------	-------	-------	-------	-------	-------	-------	-------	-------	-------	-------	-------	-------	-------	-------	-------	-------	-------	-------	-------	-------	-------	-------	-------	-------	-------	-------	-------	-------	-------	-------	-------	-------	-------	-------	-------	-------	-------	-------	-------	-------	-------	-------	-------	-------	-------	-------	-------	-------	-------	-------	-------	-------	-------	-------	-------	-------	-------	-------	-------	-------	-------	-------	-------	-------	-------	-------	-------	-------	-------	-------	-------	-------	-------	-------	-------	-------	-------	-------	-------	-------	-------	-------	-------	-------	-------	-------	-------	-------	-------	-------	-------	-------	-------	-------	-------	-------	-------	-------	-------	-------	-------	-------	-------	-------	-------	-------	-------	-------	-------	-------	-------	-------	-------	-------	-------	-------	-------	-------	-------	-------	-------	-------	-------	-------	-------	-------	-------	-------	-------	-------	-------	-------	-------	-------	-------	-------	-------	-------	-------	-------	-------	-------	-------	-------	-------	-------	-------	-------	-------	-------	-------	-------	-------	-------	-------	-------	-------	-------	-------	-------	-------	-------	-------	-------	-------	-------	-------	-------	-------	-------	-------	-------	-------	-------	-------	-------	-------	-------	-------	-------	-------	-------	-------	-------	-------	-------	-------	-------	-------	-------	-------	-------	-------	-------	-------	-------	-------	-------	-------	-------	-------	-------	-------	-------	-------	-------	-------	-------	-------	-------	-------	-------	-------	-------	-------	-------	-------	-------	-------	-------	-------	-------	-------	-------	-------

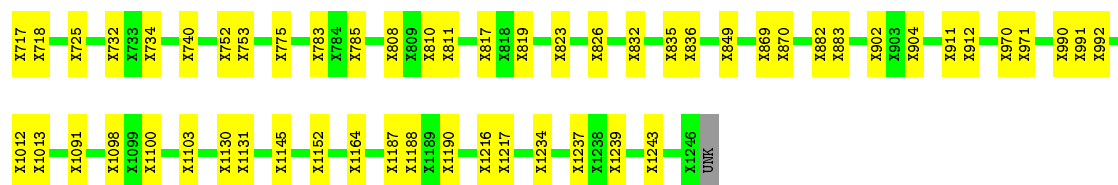
Chain J:





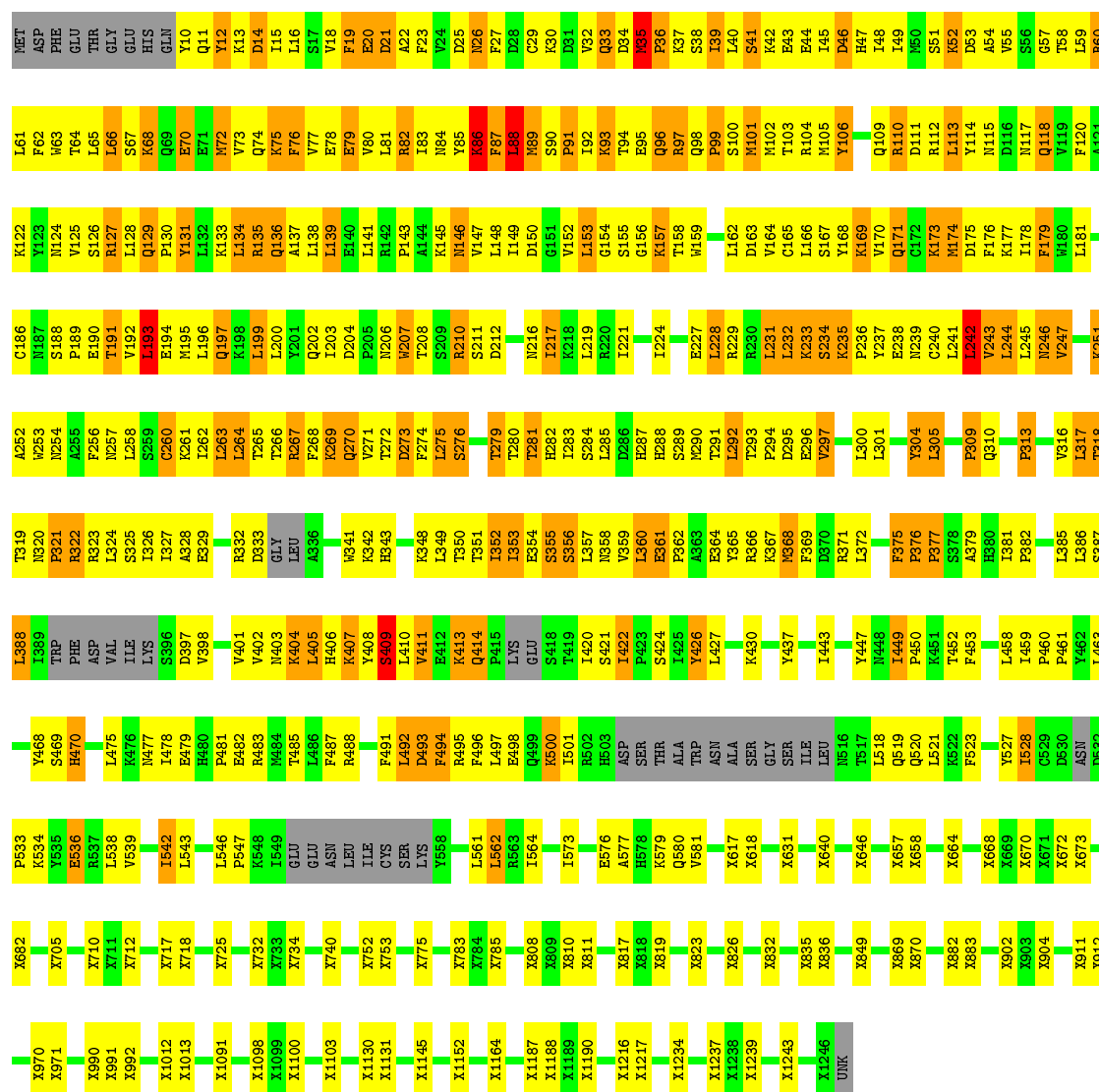
• Molecule 1: Apaf-1 related killer DARK





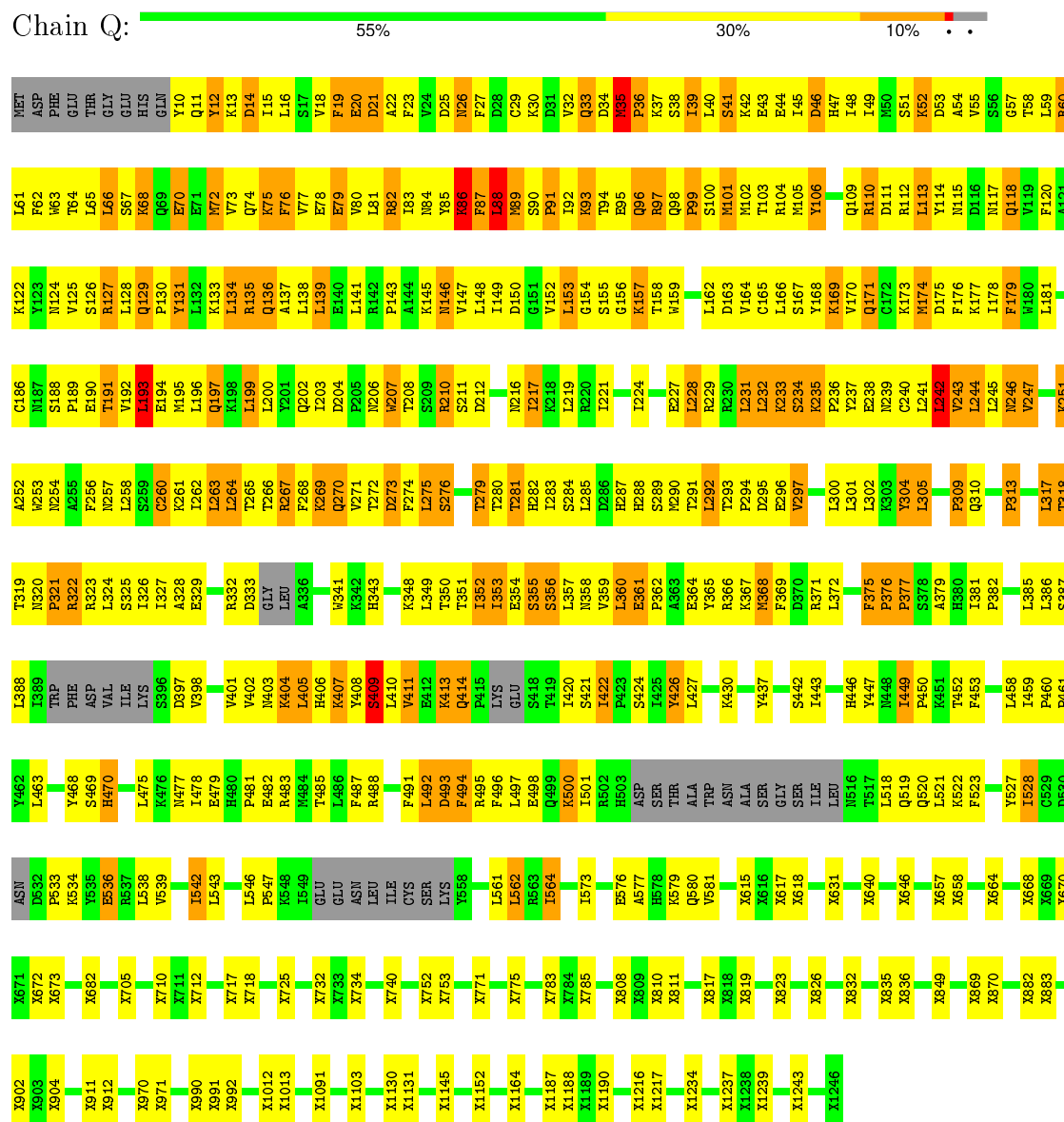
• Molecule 1: Apaf-1 related killer DARK

Chain M: 55% 30% 10%





• Molecule 1: Apaf-1 related killer DARK



4 Experimental information

Property	Value	Source
Reconstruction method	SINGLE PARTICLE	Depositor
Imposed symmetry	POINT, Not provided	Depositor
Number of images	9354	Depositor
Resolution determination method	FSC 0.143	Depositor
CTF correction method	Each particle	Depositor
Microscope	Not provided	Depositor
Voltage (kV)	300	Depositor
Electron dose ($e^-/\text{\AA}^2$)	28	Depositor
Minimum defocus (nm)	1600	Depositor
Maximum defocus (nm)	6600	Depositor
Magnification	78000	Depositor
Image detector	FEI FALCON II (4k x 4k)	Depositor

5 Model quality ⓘ

5.1 Standard geometry ⓘ

Bond lengths and bond angles in the following residue types are not validated in this section: DTP

The Z score for a bond length (or angle) is the number of standard deviations the observed value is removed from the expected value. A bond length (or angle) with $|Z| > 5$ is considered an outlier worth inspection. RMSZ is the root-mean-square of all Z scores of the bond lengths (or angles).

Mol	Chain	Bond lengths		Bond angles	
		RMSZ	$\# Z > 2$	RMSZ	$\# Z > 2$
1	A	0.58	4/4548 (0.1%)	0.77	12/6149 (0.2%)
1	C	0.57	3/4548 (0.1%)	0.77	13/6149 (0.2%)
1	D	0.57	3/4548 (0.1%)	0.77	12/6149 (0.2%)
1	E	0.57	3/4548 (0.1%)	0.77	13/6149 (0.2%)
1	F	0.57	3/4548 (0.1%)	0.77	12/6149 (0.2%)
1	G	0.57	3/4548 (0.1%)	0.77	13/6149 (0.2%)
1	H	0.57	3/4548 (0.1%)	0.77	12/6149 (0.2%)
1	I	0.57	3/4548 (0.1%)	0.77	13/6149 (0.2%)
1	J	0.57	3/4548 (0.1%)	0.77	12/6149 (0.2%)
1	K	0.57	3/4548 (0.1%)	0.77	13/6149 (0.2%)
1	L	0.57	3/4548 (0.1%)	0.77	12/6149 (0.2%)
1	M	0.57	3/4548 (0.1%)	0.77	13/6149 (0.2%)
1	N	0.57	3/4548 (0.1%)	0.77	12/6149 (0.2%)
1	O	0.57	3/4548 (0.1%)	0.77	13/6149 (0.2%)
1	P	0.57	3/4548 (0.1%)	0.77	12/6149 (0.2%)
1	Q	0.57	3/4548 (0.1%)	0.77	13/6149 (0.2%)
All	All	0.57	49/72768 (0.1%)	0.77	200/98384 (0.2%)

Chiral center outliers are detected by calculating the chiral volume of a chiral center and verifying if the center is modelled as a planar moiety or with the opposite hand. A planarity outlier is detected by checking planarity of atoms in a peptide group, atoms in a mainchain group or atoms of a sidechain that are expected to be planar.

Mol	Chain	#Chirality outliers	#Planarity outliers
1	A	0	5
1	C	0	5
1	D	0	5
1	E	0	5
1	F	0	5
1	G	0	5
1	H	0	5

Continued on next page...

Continued from previous page...

Mol	Chain	#Chirality outliers	#Planarity outliers
1	I	0	5
1	J	0	5
1	K	0	5
1	L	0	5
1	M	0	5
1	N	0	5
1	O	0	5
1	P	0	5
1	Q	0	6
All	All	0	81

All (49) bond length outliers are listed below:

Mol	Chain	Res	Type	Atoms	Z	Observed(Å)	Ideal(Å)
1	C	86	LYS	CA-CB	-12.08	1.27	1.53
1	E	86	LYS	CA-CB	-12.08	1.27	1.53
1	G	86	LYS	CA-CB	-12.08	1.27	1.53
1	I	86	LYS	CA-CB	-12.08	1.27	1.53
1	K	86	LYS	CA-CB	-12.08	1.27	1.53
1	M	86	LYS	CA-CB	-12.08	1.27	1.53
1	O	86	LYS	CA-CB	-12.08	1.27	1.53
1	Q	86	LYS	CA-CB	-12.08	1.27	1.53
1	A	86	LYS	CA-CB	-12.08	1.27	1.53
1	D	86	LYS	CA-CB	-12.08	1.27	1.53
1	F	86	LYS	CA-CB	-12.08	1.27	1.53
1	H	86	LYS	CA-CB	-12.08	1.27	1.53
1	J	86	LYS	CA-CB	-12.08	1.27	1.53
1	L	86	LYS	CA-CB	-12.08	1.27	1.53
1	N	86	LYS	CA-CB	-12.08	1.27	1.53
1	P	86	LYS	CA-CB	-12.08	1.27	1.53
1	A	91	PRO	N-CD	5.87	1.56	1.47
1	D	91	PRO	N-CD	5.87	1.56	1.47
1	F	91	PRO	N-CD	5.87	1.56	1.47
1	H	91	PRO	N-CD	5.87	1.56	1.47
1	J	91	PRO	N-CD	5.87	1.56	1.47
1	L	91	PRO	N-CD	5.87	1.56	1.47
1	N	91	PRO	N-CD	5.87	1.56	1.47
1	P	91	PRO	N-CD	5.87	1.56	1.47
1	C	91	PRO	N-CD	5.86	1.56	1.47
1	E	91	PRO	N-CD	5.86	1.56	1.47
1	G	91	PRO	N-CD	5.86	1.56	1.47
1	I	91	PRO	N-CD	5.86	1.56	1.47

Continued on next page...

Continued from previous page...

Mol	Chain	Res	Type	Atoms	Z	Observed(Å)	Ideal(Å)
1	K	91	PRO	N-CD	5.86	1.56	1.47
1	M	91	PRO	N-CD	5.86	1.56	1.47
1	O	91	PRO	N-CD	5.86	1.56	1.47
1	Q	91	PRO	N-CD	5.86	1.56	1.47
1	A	241	LEU	CA-C	-5.59	1.38	1.52
1	C	377	PRO	N-CD	5.07	1.54	1.47
1	E	377	PRO	N-CD	5.07	1.54	1.47
1	G	377	PRO	N-CD	5.07	1.54	1.47
1	I	377	PRO	N-CD	5.07	1.54	1.47
1	K	377	PRO	N-CD	5.07	1.54	1.47
1	M	377	PRO	N-CD	5.07	1.54	1.47
1	O	377	PRO	N-CD	5.07	1.54	1.47
1	Q	377	PRO	N-CD	5.07	1.54	1.47
1	A	377	PRO	N-CD	5.06	1.54	1.47
1	D	377	PRO	N-CD	5.06	1.54	1.47
1	F	377	PRO	N-CD	5.06	1.54	1.47
1	H	377	PRO	N-CD	5.06	1.54	1.47
1	J	377	PRO	N-CD	5.06	1.54	1.47
1	L	377	PRO	N-CD	5.06	1.54	1.47
1	N	377	PRO	N-CD	5.06	1.54	1.47
1	P	377	PRO	N-CD	5.06	1.54	1.47

All (200) bond angle outliers are listed below:

Mol	Chain	Res	Type	Atoms	Z	Observed(°)	Ideal(°)
1	C	411	VAL	N-CA-CB	-10.46	88.48	111.50
1	E	411	VAL	N-CA-CB	-10.46	88.48	111.50
1	G	411	VAL	N-CA-CB	-10.46	88.48	111.50
1	I	411	VAL	N-CA-CB	-10.46	88.48	111.50
1	K	411	VAL	N-CA-CB	-10.46	88.48	111.50
1	M	411	VAL	N-CA-CB	-10.46	88.48	111.50
1	O	411	VAL	N-CA-CB	-10.46	88.48	111.50
1	Q	411	VAL	N-CA-CB	-10.46	88.48	111.50
1	A	411	VAL	N-CA-CB	-10.46	88.49	111.50
1	D	411	VAL	N-CA-CB	-10.46	88.49	111.50
1	F	411	VAL	N-CA-CB	-10.46	88.49	111.50
1	H	411	VAL	N-CA-CB	-10.46	88.49	111.50
1	J	411	VAL	N-CA-CB	-10.46	88.49	111.50
1	L	411	VAL	N-CA-CB	-10.46	88.49	111.50
1	N	411	VAL	N-CA-CB	-10.46	88.49	111.50
1	P	411	VAL	N-CA-CB	-10.46	88.49	111.50
1	J	242	LEU	N-CA-C	-6.60	93.17	111.00

Continued on next page...

Continued from previous page...

Mol	Chain	Res	Type	Atoms	Z	Observed(°)	Ideal(°)
1	L	242	LEU	N-CA-C	-6.60	93.17	111.00
1	N	242	LEU	N-CA-C	-6.60	93.17	111.00
1	H	242	LEU	N-CA-C	-6.59	93.20	111.00
1	P	242	LEU	N-CA-C	-6.59	93.20	111.00
1	D	242	LEU	N-CA-C	-6.58	93.22	111.00
1	F	242	LEU	N-CA-C	-6.58	93.22	111.00
1	A	375	PHE	C-N-CD	-6.31	106.72	120.60
1	D	375	PHE	C-N-CD	-6.31	106.72	120.60
1	F	375	PHE	C-N-CD	-6.31	106.72	120.60
1	H	375	PHE	C-N-CD	-6.31	106.72	120.60
1	J	375	PHE	C-N-CD	-6.31	106.72	120.60
1	L	375	PHE	C-N-CD	-6.31	106.72	120.60
1	N	375	PHE	C-N-CD	-6.31	106.72	120.60
1	P	375	PHE	C-N-CD	-6.31	106.72	120.60
1	C	375	PHE	C-N-CD	-6.31	106.72	120.60
1	E	375	PHE	C-N-CD	-6.31	106.72	120.60
1	G	375	PHE	C-N-CD	-6.31	106.72	120.60
1	I	375	PHE	C-N-CD	-6.31	106.72	120.60
1	K	375	PHE	C-N-CD	-6.31	106.72	120.60
1	M	375	PHE	C-N-CD	-6.31	106.72	120.60
1	O	375	PHE	C-N-CD	-6.31	106.72	120.60
1	Q	375	PHE	C-N-CD	-6.31	106.72	120.60
1	C	242	LEU	N-CA-C	-6.28	94.04	111.00
1	E	242	LEU	N-CA-C	-6.28	94.04	111.00
1	G	242	LEU	N-CA-C	-6.28	94.04	111.00
1	I	242	LEU	N-CA-C	-6.28	94.04	111.00
1	K	242	LEU	N-CA-C	-6.28	94.04	111.00
1	M	242	LEU	N-CA-C	-6.28	94.04	111.00
1	O	242	LEU	N-CA-C	-6.28	94.04	111.00
1	Q	242	LEU	N-CA-C	-6.28	94.04	111.00
1	C	99	PRO	N-CA-CB	6.18	110.72	103.30
1	E	99	PRO	N-CA-CB	6.18	110.72	103.30
1	G	99	PRO	N-CA-CB	6.18	110.72	103.30
1	I	99	PRO	N-CA-CB	6.18	110.72	103.30
1	K	99	PRO	N-CA-CB	6.18	110.72	103.30
1	M	99	PRO	N-CA-CB	6.18	110.72	103.30
1	O	99	PRO	N-CA-CB	6.18	110.72	103.30
1	Q	99	PRO	N-CA-CB	6.18	110.72	103.30
1	A	99	PRO	N-CA-CB	6.18	110.72	103.30
1	D	99	PRO	N-CA-CB	6.18	110.72	103.30
1	F	99	PRO	N-CA-CB	6.18	110.72	103.30
1	H	99	PRO	N-CA-CB	6.18	110.72	103.30

Continued on next page...

Continued from previous page...

Mol	Chain	Res	Type	Atoms	Z	Observed(°)	Ideal(°)
1	J	99	PRO	N-CA-CB	6.18	110.72	103.30
1	L	99	PRO	N-CA-CB	6.18	110.72	103.30
1	N	99	PRO	N-CA-CB	6.18	110.72	103.30
1	P	99	PRO	N-CA-CB	6.18	110.72	103.30
1	A	242	LEU	N-CA-C	-6.17	94.34	111.00
1	C	88	LEU	CA-CB-CG	-6.14	101.17	115.30
1	E	88	LEU	CA-CB-CG	-6.14	101.17	115.30
1	G	88	LEU	CA-CB-CG	-6.14	101.17	115.30
1	I	88	LEU	CA-CB-CG	-6.14	101.17	115.30
1	K	88	LEU	CA-CB-CG	-6.14	101.17	115.30
1	M	88	LEU	CA-CB-CG	-6.14	101.17	115.30
1	O	88	LEU	CA-CB-CG	-6.14	101.17	115.30
1	Q	88	LEU	CA-CB-CG	-6.14	101.17	115.30
1	A	88	LEU	CA-CB-CG	-6.13	101.19	115.30
1	D	88	LEU	CA-CB-CG	-6.13	101.19	115.30
1	F	88	LEU	CA-CB-CG	-6.13	101.19	115.30
1	H	88	LEU	CA-CB-CG	-6.13	101.19	115.30
1	J	88	LEU	CA-CB-CG	-6.13	101.19	115.30
1	L	88	LEU	CA-CB-CG	-6.13	101.19	115.30
1	N	88	LEU	CA-CB-CG	-6.13	101.19	115.30
1	P	88	LEU	CA-CB-CG	-6.13	101.19	115.30
1	A	376	PRO	C-N-CD	5.85	140.69	128.40
1	D	376	PRO	C-N-CD	5.85	140.69	128.40
1	F	376	PRO	C-N-CD	5.85	140.69	128.40
1	H	376	PRO	C-N-CD	5.85	140.69	128.40
1	J	376	PRO	C-N-CD	5.85	140.69	128.40
1	L	376	PRO	C-N-CD	5.85	140.69	128.40
1	N	376	PRO	C-N-CD	5.85	140.69	128.40
1	P	376	PRO	C-N-CD	5.85	140.69	128.40
1	C	376	PRO	C-N-CD	5.84	140.67	128.40
1	E	376	PRO	C-N-CD	5.84	140.67	128.40
1	G	376	PRO	C-N-CD	5.84	140.67	128.40
1	I	376	PRO	C-N-CD	5.84	140.67	128.40
1	K	376	PRO	C-N-CD	5.84	140.67	128.40
1	M	376	PRO	C-N-CD	5.84	140.67	128.40
1	O	376	PRO	C-N-CD	5.84	140.67	128.40
1	Q	376	PRO	C-N-CD	5.84	140.67	128.40
1	A	309	PRO	N-CA-CB	5.79	110.25	103.30
1	D	309	PRO	N-CA-CB	5.79	110.25	103.30
1	F	309	PRO	N-CA-CB	5.79	110.25	103.30
1	H	309	PRO	N-CA-CB	5.79	110.25	103.30
1	J	309	PRO	N-CA-CB	5.79	110.25	103.30

Continued on next page...

Continued from previous page...

Mol	Chain	Res	Type	Atoms	Z	Observed(°)	Ideal(°)
1	L	309	PRO	N-CA-CB	5.79	110.25	103.30
1	N	309	PRO	N-CA-CB	5.79	110.25	103.30
1	P	309	PRO	N-CA-CB	5.79	110.25	103.30
1	C	309	PRO	N-CA-CB	5.77	110.22	103.30
1	E	309	PRO	N-CA-CB	5.77	110.22	103.30
1	G	309	PRO	N-CA-CB	5.77	110.22	103.30
1	I	309	PRO	N-CA-CB	5.77	110.22	103.30
1	K	309	PRO	N-CA-CB	5.77	110.22	103.30
1	M	309	PRO	N-CA-CB	5.77	110.22	103.30
1	O	309	PRO	N-CA-CB	5.77	110.22	103.30
1	Q	309	PRO	N-CA-CB	5.77	110.22	103.30
1	A	313	PRO	N-CA-CB	5.76	110.21	103.30
1	D	313	PRO	N-CA-CB	5.76	110.21	103.30
1	F	313	PRO	N-CA-CB	5.76	110.21	103.30
1	H	313	PRO	N-CA-CB	5.76	110.21	103.30
1	J	313	PRO	N-CA-CB	5.76	110.21	103.30
1	L	313	PRO	N-CA-CB	5.76	110.21	103.30
1	N	313	PRO	N-CA-CB	5.76	110.21	103.30
1	P	313	PRO	N-CA-CB	5.76	110.21	103.30
1	C	313	PRO	N-CA-CB	5.76	110.21	103.30
1	E	313	PRO	N-CA-CB	5.76	110.21	103.30
1	G	313	PRO	N-CA-CB	5.76	110.21	103.30
1	I	313	PRO	N-CA-CB	5.76	110.21	103.30
1	K	313	PRO	N-CA-CB	5.76	110.21	103.30
1	M	313	PRO	N-CA-CB	5.76	110.21	103.30
1	O	313	PRO	N-CA-CB	5.76	110.21	103.30
1	Q	313	PRO	N-CA-CB	5.76	110.21	103.30
1	C	35	MET	C-N-CD	5.71	140.38	128.40
1	E	35	MET	C-N-CD	5.71	140.38	128.40
1	G	35	MET	C-N-CD	5.71	140.38	128.40
1	I	35	MET	C-N-CD	5.71	140.38	128.40
1	K	35	MET	C-N-CD	5.71	140.38	128.40
1	M	35	MET	C-N-CD	5.71	140.38	128.40
1	O	35	MET	C-N-CD	5.71	140.38	128.40
1	Q	35	MET	C-N-CD	5.71	140.38	128.40
1	A	35	MET	C-N-CD	5.70	140.38	128.40
1	D	35	MET	C-N-CD	5.70	140.38	128.40
1	F	35	MET	C-N-CD	5.70	140.38	128.40
1	H	35	MET	C-N-CD	5.70	140.38	128.40
1	J	35	MET	C-N-CD	5.70	140.38	128.40
1	L	35	MET	C-N-CD	5.70	140.38	128.40
1	N	35	MET	C-N-CD	5.70	140.38	128.40

Continued on next page...

Continued from previous page...

Mol	Chain	Res	Type	Atoms	Z	Observed(°)	Ideal(°)
1	P	35	MET	C-N-CD	5.70	140.38	128.40
1	A	193	LEU	CA-CB-CG	-5.43	102.81	115.30
1	D	193	LEU	CA-CB-CG	-5.43	102.81	115.30
1	F	193	LEU	CA-CB-CG	-5.43	102.81	115.30
1	H	193	LEU	CA-CB-CG	-5.43	102.81	115.30
1	J	193	LEU	CA-CB-CG	-5.43	102.81	115.30
1	L	193	LEU	CA-CB-CG	-5.43	102.81	115.30
1	N	193	LEU	CA-CB-CG	-5.43	102.81	115.30
1	P	193	LEU	CA-CB-CG	-5.43	102.81	115.30
1	C	193	LEU	CA-CB-CG	-5.43	102.81	115.30
1	E	193	LEU	CA-CB-CG	-5.43	102.81	115.30
1	G	193	LEU	CA-CB-CG	-5.43	102.81	115.30
1	I	193	LEU	CA-CB-CG	-5.43	102.81	115.30
1	K	193	LEU	CA-CB-CG	-5.43	102.81	115.30
1	M	193	LEU	CA-CB-CG	-5.43	102.81	115.30
1	O	193	LEU	CA-CB-CG	-5.43	102.81	115.30
1	Q	193	LEU	CA-CB-CG	-5.43	102.81	115.30
1	C	411	VAL	N-CA-C	-5.36	96.54	111.00
1	E	411	VAL	N-CA-C	-5.36	96.54	111.00
1	G	411	VAL	N-CA-C	-5.36	96.54	111.00
1	I	411	VAL	N-CA-C	-5.36	96.54	111.00
1	K	411	VAL	N-CA-C	-5.36	96.54	111.00
1	M	411	VAL	N-CA-C	-5.36	96.54	111.00
1	O	411	VAL	N-CA-C	-5.36	96.54	111.00
1	Q	411	VAL	N-CA-C	-5.36	96.54	111.00
1	A	411	VAL	N-CA-C	-5.36	96.54	111.00
1	D	411	VAL	N-CA-C	-5.36	96.54	111.00
1	F	411	VAL	N-CA-C	-5.36	96.54	111.00
1	H	411	VAL	N-CA-C	-5.36	96.54	111.00
1	J	411	VAL	N-CA-C	-5.36	96.54	111.00
1	L	411	VAL	N-CA-C	-5.36	96.54	111.00
1	N	411	VAL	N-CA-C	-5.36	96.54	111.00
1	P	411	VAL	N-CA-C	-5.36	96.54	111.00
1	C	88	LEU	CB-CG-CD2	-5.29	102.00	111.00
1	E	88	LEU	CB-CG-CD2	-5.29	102.00	111.00
1	G	88	LEU	CB-CG-CD2	-5.29	102.00	111.00
1	I	88	LEU	CB-CG-CD2	-5.29	102.00	111.00
1	K	88	LEU	CB-CG-CD2	-5.29	102.00	111.00
1	M	88	LEU	CB-CG-CD2	-5.29	102.00	111.00
1	O	88	LEU	CB-CG-CD2	-5.29	102.00	111.00
1	Q	88	LEU	CB-CG-CD2	-5.29	102.00	111.00
1	A	88	LEU	CB-CG-CD2	-5.28	102.02	111.00

Continued on next page...

Continued from previous page...

Mol	Chain	Res	Type	Atoms	Z	Observed(°)	Ideal(°)
1	D	88	LEU	CB-CG-CD2	-5.28	102.02	111.00
1	F	88	LEU	CB-CG-CD2	-5.28	102.02	111.00
1	H	88	LEU	CB-CG-CD2	-5.28	102.02	111.00
1	J	88	LEU	CB-CG-CD2	-5.28	102.02	111.00
1	L	88	LEU	CB-CG-CD2	-5.28	102.02	111.00
1	N	88	LEU	CB-CG-CD2	-5.28	102.02	111.00
1	P	88	LEU	CB-CG-CD2	-5.28	102.02	111.00
1	C	243	VAL	CB-CA-C	-5.07	101.77	111.40
1	K	243	VAL	CB-CA-C	-5.07	101.77	111.40
1	E	243	VAL	CB-CA-C	-5.05	101.81	111.40
1	G	243	VAL	CB-CA-C	-5.05	101.81	111.40
1	I	243	VAL	CB-CA-C	-5.05	101.81	111.40
1	M	243	VAL	CB-CA-C	-5.05	101.81	111.40
1	O	243	VAL	CB-CA-C	-5.05	101.81	111.40
1	Q	243	VAL	CB-CA-C	-5.05	101.81	111.40

There are no chirality outliers.

All (81) planarity outliers are listed below:

Mol	Chain	Res	Type	Group
1	A	276	SER	Peptide
1	A	281	THR	Mainchain
1	A	33	GLN	Peptide
1	A	36	PRO	Peptide
1	A	75	LYS	Mainchain
1	C	276	SER	Peptide
1	C	281	THR	Mainchain
1	C	33	GLN	Peptide
1	C	36	PRO	Peptide
1	C	75	LYS	Mainchain
1	D	276	SER	Peptide
1	D	281	THR	Mainchain
1	D	33	GLN	Peptide
1	D	36	PRO	Peptide
1	D	75	LYS	Mainchain
1	E	276	SER	Peptide
1	E	281	THR	Mainchain
1	E	33	GLN	Peptide
1	E	36	PRO	Peptide
1	E	75	LYS	Mainchain
1	F	276	SER	Peptide
1	F	281	THR	Mainchain

Continued on next page...

Continued from previous page...

Mol	Chain	Res	Type	Group
1	F	33	GLN	Peptide
1	F	36	PRO	Peptide
1	F	75	LYS	Mainchain
1	G	276	SER	Peptide
1	G	281	THR	Mainchain
1	G	33	GLN	Peptide
1	G	36	PRO	Peptide
1	G	75	LYS	Mainchain
1	H	276	SER	Peptide
1	H	281	THR	Mainchain
1	H	33	GLN	Peptide
1	H	36	PRO	Peptide
1	H	75	LYS	Mainchain
1	I	276	SER	Peptide
1	I	281	THR	Mainchain
1	I	33	GLN	Peptide
1	I	36	PRO	Peptide
1	I	75	LYS	Mainchain
1	J	276	SER	Peptide
1	J	281	THR	Mainchain
1	J	33	GLN	Peptide
1	J	36	PRO	Peptide
1	J	75	LYS	Mainchain
1	K	276	SER	Peptide
1	K	281	THR	Mainchain
1	K	33	GLN	Peptide
1	K	36	PRO	Peptide
1	K	75	LYS	Mainchain
1	L	276	SER	Peptide
1	L	281	THR	Mainchain
1	L	33	GLN	Peptide
1	L	36	PRO	Peptide
1	L	75	LYS	Mainchain
1	M	276	SER	Peptide
1	M	281	THR	Mainchain
1	M	33	GLN	Peptide
1	M	36	PRO	Peptide
1	M	75	LYS	Mainchain
1	N	276	SER	Peptide
1	N	281	THR	Mainchain
1	N	33	GLN	Peptide
1	N	36	PRO	Peptide

Continued on next page...

Continued from previous page...

Mol	Chain	Res	Type	Group
1	N	75	LYS	Mainchain
1	O	276	SER	Peptide
1	O	281	THR	Mainchain
1	O	33	GLN	Peptide
1	O	36	PRO	Peptide
1	O	75	LYS	Mainchain
1	P	276	SER	Peptide
1	P	281	THR	Mainchain
1	P	33	GLN	Peptide
1	P	36	PRO	Peptide
1	P	75	LYS	Mainchain
1	Q	276	SER	Peptide
1	Q	281	THR	Mainchain
1	Q	33	GLN	Peptide
1	Q	36	PRO	Peptide
1	Q	615	UNK	Mainchain
1	Q	75	LYS	Mainchain

5.2 Too-close contacts ⓘ

In the following table, the Non-H and H(model) columns list the number of non-hydrogen atoms and hydrogen atoms in the chain respectively. The H(added) column lists the number of hydrogen atoms added and optimized by MolProbity. The Clashes column lists the number of clashes within the asymmetric unit, whereas Symm-Clashes lists symmetry related clashes.

Mol	Chain	Non-H	H(model)	H(added)	Clashes	Symm-Clashes
1	A	7031	0	5108	1000	0
1	C	7031	0	5108	1007	0
1	D	7031	0	5108	1010	0
1	E	7031	0	5108	1010	0
1	F	7031	0	5108	1022	0
1	G	7031	0	5108	1007	0
1	H	7031	0	5108	1018	0
1	I	7031	0	5108	1008	0
1	J	7031	0	5108	1024	0
1	K	7031	0	5108	1010	0
1	L	7031	0	5108	1009	0
1	M	7031	0	5108	1004	0
1	N	7031	0	5108	1021	0
1	O	7031	0	5108	1007	0
1	P	7031	0	5108	1021	0
1	Q	7036	0	5106	1003	0

Continued on next page...

Continued from previous page...

Mol	Chain	Non-H	H(model)	H(added)	Clashes	Symm-Clashes
2	C	30	0	12	19	0
2	D	30	0	12	20	0
2	E	30	0	12	19	0
2	F	30	0	12	19	0
2	G	30	0	12	19	0
2	H	30	0	12	20	0
2	I	30	0	12	18	0
2	J	30	0	12	19	0
2	K	30	0	12	20	0
2	L	30	0	12	20	0
2	M	30	0	12	19	0
2	N	30	0	12	18	0
2	O	30	0	12	18	0
2	P	30	0	12	19	0
2	Q	30	0	12	19	0
All	All	112951	0	81906	15693	0

The all-atom clashscore is defined as the number of clashes found per 1000 atoms (including hydrogen atoms). The all-atom clashscore for this structure is 81.

All (15693) close contacts within the same asymmetric unit are listed below, sorted by their clash magnitude.

Atom-1	Atom-2	Interatomic distance (Å)	Clash overlap (Å)
1:N:174:MET:CE	1:N:241:LEU:HB2	1.26	1.66
1:J:174:MET:CE	1:J:241:LEU:HB2	1.26	1.66
1:M:174:MET:CE	1:M:241:LEU:HB2	1.26	1.64
1:C:174:MET:CE	1:C:241:LEU:HB2	1.26	1.64
1:I:174:MET:CE	1:I:241:LEU:HB2	1.26	1.64
1:O:174:MET:CE	1:O:241:LEU:HB2	1.26	1.63
1:D:657:UNK:C	1:D:658:UNK:H2	1.05	1.63
1:L:657:UNK:C	1:L:658:UNK:H2	1.05	1.63
1:H:190:GLU:HB3	1:H:217:ILE:CD1	1.22	1.62
1:P:357:LEU:HD11	1:P:430:LYS:CE	1.18	1.62
1:P:190:GLU:HB3	1:P:217:ILE:CD1	1.22	1.62
1:H:357:LEU:HD11	1:H:430:LYS:CE	1.18	1.62
1:K:657:UNK:C	1:K:658:UNK:H2	1.05	1.61
1:E:657:UNK:C	1:E:658:UNK:H2	1.05	1.61
1:D:190:GLU:HB3	1:D:217:ILE:CD1	1.22	1.61
1:L:190:GLU:HB3	1:L:217:ILE:CD1	1.22	1.61
1:L:174:MET:CE	1:L:241:LEU:HB2	1.26	1.61
1:C:657:UNK:C	1:C:658:UNK:H2	1.05	1.61

Continued on next page...

Continued from previous page...

Atom-1	Atom-2	Interatomic distance (Å)	Clash overlap (Å)
1:M:657:UNK:C	1:M:658:UNK:H2	1.05	1.60
1:D:174:MET:CE	1:D:241:LEU:HB2	1.26	1.60
1:K:174:MET:CE	1:K:241:LEU:HB2	1.26	1.60
1:M:357:LEU:HD11	1:M:430:LYS:CE	1.18	1.60
1:C:357:LEU:HD11	1:C:430:LYS:CE	1.18	1.60
1:E:174:MET:CE	1:E:241:LEU:HB2	1.26	1.59
1:O:190:GLU:HB3	1:O:217:ILE:CD1	1.22	1.59
1:H:174:MET:CE	1:H:241:LEU:HB2	1.26	1.59
1:F:190:GLU:HB3	1:F:217:ILE:CD1	1.22	1.59
1:F:174:MET:CE	1:F:241:LEU:HB2	1.26	1.59
1:A:190:GLU:HB3	1:A:217:ILE:CD1	1.22	1.59
1:I:190:GLU:HB3	1:I:217:ILE:CD1	1.22	1.59
1:C:190:GLU:HB3	1:C:217:ILE:CD1	1.22	1.59
1:P:174:MET:CE	1:P:241:LEU:HB2	1.26	1.59
1:L:357:LEU:HD11	1:L:430:LYS:CE	1.18	1.58
1:Q:190:GLU:HB3	1:Q:217:ILE:CD1	1.22	1.58
1:M:190:GLU:HB3	1:M:217:ILE:CD1	1.22	1.58
1:K:190:GLU:HB3	1:K:217:ILE:CD1	1.22	1.58
1:I:357:LEU:HD11	1:I:430:LYS:CE	1.18	1.58
1:E:190:GLU:HB3	1:E:217:ILE:CD1	1.22	1.58
1:A:657:UNK:C	1:A:658:UNK:H2	1.05	1.58
1:D:357:LEU:HD11	1:D:430:LYS:CE	1.18	1.58
1:O:357:LEU:HD11	1:O:430:LYS:CE	1.18	1.58
1:F:657:UNK:C	1:F:658:UNK:H2	1.05	1.58
1:G:190:GLU:HB3	1:G:217:ILE:CD1	1.22	1.58
1:Q:174:MET:CE	1:Q:241:LEU:HB2	1.26	1.57
1:F:357:LEU:HD11	1:F:430:LYS:CE	1.18	1.57
1:J:657:UNK:C	1:J:658:UNK:H2	1.05	1.57
1:Q:12:TYR:CE2	1:Q:77:VAL:HG11	1.06	1.57
1:G:12:TYR:CE2	1:G:77:VAL:HG11	1.06	1.57
1:H:657:UNK:C	1:H:658:UNK:H2	1.05	1.57
1:A:357:LEU:HD11	1:A:430:LYS:CE	1.18	1.57
1:P:12:TYR:CE2	1:P:77:VAL:HG11	1.06	1.57
1:G:882:UNK:C	1:G:883:UNK:N	1.67	1.57
1:H:12:TYR:CE2	1:H:77:VAL:HG11	1.06	1.57
1:N:657:UNK:C	1:N:658:UNK:H2	1.05	1.57
1:J:357:LEU:HD11	1:J:430:LYS:CE	1.18	1.57
1:G:174:MET:CE	1:G:241:LEU:HB2	1.26	1.57
1:Q:882:UNK:C	1:Q:883:UNK:N	1.67	1.56
1:P:657:UNK:C	1:P:658:UNK:H2	1.05	1.56
1:N:357:LEU:HD11	1:N:430:LYS:CE	1.18	1.56

Continued on next page...

Continued from previous page...

Atom-1	Atom-2	Interatomic distance (Å)	Clash overlap (Å)
1:N:882:UNK:C	1:N:883:UNK:N	1.67	1.56
1:Q:357:LEU:HD11	1:Q:430:LYS:CE	1.18	1.56
1:J:190:GLU:HB3	1:J:217:ILE:CD1	1.22	1.56
1:I:882:UNK:C	1:I:883:UNK:N	1.67	1.56
1:E:12:TYR:CE2	1:E:77:VAL:HG11	1.06	1.56
1:I:657:UNK:C	1:I:658:UNK:H2	1.05	1.56
1:J:882:UNK:C	1:J:883:UNK:N	1.67	1.56
1:G:657:UNK:C	1:G:658:UNK:H2	1.05	1.56
1:K:12:TYR:CE2	1:K:77:VAL:HG11	1.06	1.56
1:C:12:TYR:CE2	1:C:77:VAL:HG11	1.06	1.56
1:N:190:GLU:HB3	1:N:217:ILE:CD1	1.22	1.56
1:O:882:UNK:C	1:O:883:UNK:N	1.67	1.56
1:M:12:TYR:CE2	1:M:77:VAL:HG11	1.06	1.56
1:G:357:LEU:HD11	1:G:430:LYS:CE	1.18	1.56
1:O:657:UNK:C	1:O:658:UNK:H2	1.05	1.55
1:Q:657:UNK:C	1:Q:658:UNK:H2	1.05	1.55
1:F:12:TYR:CE2	1:F:77:VAL:HG11	1.06	1.55
1:P:882:UNK:C	1:P:883:UNK:N	1.67	1.55
1:A:12:TYR:CE2	1:A:77:VAL:HG11	1.06	1.55
1:O:12:TYR:CE2	1:O:77:VAL:HG11	1.06	1.55
1:H:882:UNK:C	1:H:883:UNK:N	1.67	1.55
1:K:357:LEU:HD11	1:K:430:LYS:CE	1.18	1.54
1:E:357:LEU:HD11	1:E:430:LYS:CE	1.18	1.54
1:I:12:TYR:CE2	1:I:77:VAL:HG11	1.06	1.54
1:L:12:TYR:CE2	1:L:77:VAL:HG11	1.06	1.54
1:C:882:UNK:C	1:C:883:UNK:N	1.67	1.54
1:D:12:TYR:CE2	1:D:77:VAL:HG11	1.06	1.54
1:H:190:GLU:CB	1:H:217:ILE:HD11	1.06	1.53
1:P:190:GLU:CB	1:P:217:ILE:HD11	1.06	1.53
1:F:190:GLU:CB	1:F:217:ILE:HD11	1.06	1.53
1:A:190:GLU:CB	1:A:217:ILE:HD11	1.06	1.53
1:A:174:MET:CE	1:A:241:LEU:HB2	1.36	1.53
1:M:882:UNK:C	1:M:883:UNK:N	1.67	1.53
1:J:12:TYR:CE2	1:J:77:VAL:HG11	1.06	1.53
1:N:12:TYR:CE2	1:N:77:VAL:HG11	1.06	1.53
1:A:882:UNK:C	1:A:883:UNK:N	1.67	1.53
1:E:882:UNK:C	1:E:883:UNK:N	1.67	1.52
1:J:350:THR:C	1:J:353:ILE:HG22	1.17	1.52
1:L:882:UNK:C	1:L:883:UNK:N	1.67	1.52
1:F:882:UNK:C	1:F:883:UNK:N	1.67	1.52
1:N:350:THR:C	1:N:353:ILE:HG22	1.17	1.52

Continued on next page...

Continued from previous page...

Atom-1	Atom-2	Interatomic distance (Å)	Clash overlap (Å)
1:K:882:UNK:C	1:K:883:UNK:N	1.67	1.52
1:J:190:GLU:CB	1:J:217:ILE:HD11	1.06	1.52
1:D:882:UNK:C	1:D:883:UNK:N	1.67	1.52
1:Q:82:ARG:NH2	1:Q:86:LYS:CD	1.72	1.52
1:G:82:ARG:NH2	1:G:86:LYS:CD	1.72	1.52
1:N:190:GLU:CB	1:N:217:ILE:HD11	1.06	1.52
1:D:190:GLU:CB	1:D:217:ILE:HD11	1.06	1.51
1:L:190:GLU:CB	1:L:217:ILE:HD11	1.06	1.51
1:D:82:ARG:NH2	1:D:86:LYS:CD	1.72	1.51
1:L:82:ARG:NH2	1:L:86:LYS:CD	1.72	1.51
1:J:82:ARG:NH2	1:J:86:LYS:CD	1.72	1.51
1:N:82:ARG:NH2	1:N:86:LYS:CD	1.72	1.51
1:H:369:PHE:CZ	1:H:410:LEU:HD23	1.44	1.51
1:O:190:GLU:CB	1:O:217:ILE:HD11	1.06	1.51
1:I:19:PHE:CZ	1:I:92:ILE:HG12	0.98	1.51
1:P:369:PHE:CZ	1:P:410:LEU:HD23	1.44	1.51
1:A:82:ARG:NH2	1:A:86:LYS:CD	1.72	1.51
1:O:19:PHE:CZ	1:O:92:ILE:HG12	0.98	1.51
1:O:369:PHE:CZ	1:O:410:LEU:HD23	1.44	1.51
1:I:190:GLU:CB	1:I:217:ILE:HD11	1.06	1.50
1:F:82:ARG:NH2	1:F:86:LYS:CD	1.72	1.50
1:I:369:PHE:CZ	1:I:410:LEU:HD23	1.44	1.50
1:L:657:UNK:C	1:L:658:UNK:N	1.73	1.50
1:M:657:UNK:C	1:M:658:UNK:N	1.73	1.50
1:Q:190:GLU:CB	1:Q:217:ILE:HD11	1.06	1.50
1:H:19:PHE:CZ	1:H:92:ILE:HG12	0.98	1.50
1:J:19:PHE:CZ	1:J:92:ILE:HG12	0.98	1.50
1:N:19:PHE:CZ	1:N:92:ILE:HG12	0.98	1.50
1:P:19:PHE:CZ	1:P:92:ILE:HG12	0.98	1.50
1:H:350:THR:C	1:H:353:ILE:HG22	1.17	1.50
1:C:657:UNK:C	1:C:658:UNK:N	1.73	1.50
1:E:190:GLU:CB	1:E:217:ILE:HD11	1.06	1.50
1:G:190:GLU:CB	1:G:217:ILE:HD11	1.06	1.50
1:K:19:PHE:CZ	1:K:92:ILE:CG1	1.92	1.50
1:A:19:PHE:CZ	1:A:92:ILE:CG1	1.92	1.50
1:I:19:PHE:CZ	1:I:92:ILE:CG1	1.92	1.50
1:J:19:PHE:CZ	1:J:92:ILE:CG1	1.92	1.50
1:Q:369:PHE:CZ	1:Q:410:LEU:HD23	1.44	1.50
1:D:657:UNK:C	1:D:658:UNK:N	1.73	1.50
1:A:19:PHE:CZ	1:A:92:ILE:HG12	0.98	1.50
1:P:350:THR:C	1:P:353:ILE:HG22	1.17	1.49

Continued on next page...

Continued from previous page...

Atom-1	Atom-2	Interatomic distance (Å)	Clash overlap (Å)
1:K:190:GLU:CB	1:K:217:ILE:HD11	1.06	1.49
1:E:19:PHE:CZ	1:E:92:ILE:CG1	1.92	1.49
1:K:19:PHE:CZ	1:K:92:ILE:HG12	0.98	1.49
1:M:82:ARG:NH2	1:M:86:LYS:CD	1.72	1.49
1:F:19:PHE:CZ	1:F:92:ILE:HG12	0.98	1.49
1:F:19:PHE:CZ	1:F:92:ILE:CG1	1.92	1.49
1:O:19:PHE:CZ	1:O:92:ILE:CG1	1.92	1.49
1:N:19:PHE:CZ	1:N:92:ILE:CG1	1.92	1.49
1:G:369:PHE:CZ	1:G:410:LEU:HD23	1.44	1.49
1:F:369:PHE:CZ	1:F:410:LEU:HD23	1.44	1.49
1:H:82:ARG:NH2	1:H:86:LYS:CD	1.72	1.49
1:E:19:PHE:CZ	1:E:92:ILE:HG12	0.98	1.49
1:C:19:PHE:CZ	1:C:92:ILE:HG12	0.98	1.49
1:M:19:PHE:CZ	1:M:92:ILE:HG12	0.98	1.49
1:A:369:PHE:CZ	1:A:410:LEU:HD23	1.44	1.49
1:E:369:PHE:CZ	1:E:410:LEU:HD23	1.44	1.49
1:P:82:ARG:NH2	1:P:86:LYS:CD	1.72	1.49
1:C:82:ARG:NH2	1:C:86:LYS:CD	1.72	1.49
1:L:19:PHE:CZ	1:L:92:ILE:HG12	0.98	1.49
1:K:369:PHE:CZ	1:K:410:LEU:HD23	1.44	1.49
1:Q:19:PHE:CZ	1:Q:92:ILE:HG12	0.98	1.49
1:D:19:PHE:CZ	1:D:92:ILE:HG12	0.98	1.49
1:J:369:PHE:CZ	1:J:410:LEU:HD23	1.44	1.49
1:F:284:SER:C	1:F:285:LEU:HD22	1.30	1.48
1:M:190:GLU:CB	1:M:217:ILE:HD11	1.06	1.48
1:O:350:THR:C	1:O:353:ILE:HG22	1.17	1.48
1:G:19:PHE:CZ	1:G:92:ILE:HG12	0.98	1.48
1:N:369:PHE:CZ	1:N:410:LEU:HD23	1.44	1.48
1:N:284:SER:C	1:N:285:LEU:HD22	1.30	1.48
1:K:657:UNK:C	1:K:658:UNK:N	1.73	1.48
1:C:190:GLU:CB	1:C:217:ILE:HD11	1.06	1.48
1:A:350:THR:C	1:A:353:ILE:HG22	1.17	1.48
1:C:19:PHE:CZ	1:C:92:ILE:CG1	1.92	1.48
1:L:19:PHE:CZ	1:L:92:ILE:CG1	1.92	1.48
1:A:284:SER:C	1:A:285:LEU:HD22	1.30	1.48
1:K:284:SER:C	1:K:285:LEU:HD22	1.30	1.48
1:J:284:SER:C	1:J:285:LEU:HD22	1.30	1.48
1:I:350:THR:C	1:I:353:ILE:HG22	1.17	1.48
1:Q:19:PHE:CZ	1:Q:92:ILE:CG1	1.92	1.48
1:H:19:PHE:CZ	1:H:92:ILE:CG1	1.92	1.48
1:F:350:THR:C	1:F:353:ILE:HG22	1.17	1.48

Continued on next page...

Continued from previous page...

Atom-1	Atom-2	Interatomic distance (Å)	Clash overlap (Å)
1:K:82:ARG:NH2	1:K:86:LYS:CD	1.72	1.48
1:D:369:PHE:CZ	1:D:410:LEU:HD23	1.44	1.48
1:E:284:SER:C	1:E:285:LEU:HD22	1.30	1.48
1:E:657:UNK:C	1:E:658:UNK:N	1.73	1.47
1:G:19:PHE:CZ	1:G:92:ILE:CG1	1.92	1.47
1:P:19:PHE:CZ	1:P:92:ILE:CG1	1.92	1.47
1:M:19:PHE:CZ	1:M:92:ILE:CG1	1.92	1.47
1:D:19:PHE:CZ	1:D:92:ILE:CG1	1.92	1.47
1:M:369:PHE:CZ	1:M:410:LEU:HD23	1.44	1.47
1:E:82:ARG:NH2	1:E:86:LYS:CD	1.72	1.47
1:L:369:PHE:CZ	1:L:410:LEU:HD23	1.44	1.47
1:C:369:PHE:CZ	1:C:410:LEU:HD23	1.44	1.47
1:L:350:THR:C	1:L:353:ILE:HG22	1.17	1.47
1:D:350:THR:C	1:D:353:ILE:HG22	1.17	1.47
1:N:657:UNK:C	1:N:658:UNK:N	1.73	1.46
1:J:657:UNK:C	1:J:658:UNK:N	1.73	1.46
1:D:284:SER:C	1:D:285:LEU:HD22	1.30	1.46
1:M:350:THR:C	1:M:353:ILE:HG22	1.17	1.46
1:A:350:THR:HA	1:A:353:ILE:CG2	1.46	1.46
1:G:350:THR:C	1:G:353:ILE:HG22	1.17	1.46
1:E:350:THR:C	1:E:353:ILE:HG22	1.17	1.46
1:C:350:THR:CA	1:C:353:ILE:HG22	1.45	1.46
1:H:284:SER:C	1:H:285:LEU:HD22	1.30	1.46
1:L:350:THR:HA	1:L:353:ILE:CG2	1.46	1.46
1:F:350:THR:HA	1:F:353:ILE:CG2	1.46	1.46
1:N:350:THR:CA	1:N:353:ILE:HG22	1.45	1.46
1:Q:350:THR:C	1:Q:353:ILE:HG22	1.17	1.46
1:P:350:THR:HA	1:P:353:ILE:CG2	1.46	1.45
1:L:284:SER:C	1:L:285:LEU:HD22	1.30	1.45
1:M:350:THR:CA	1:M:353:ILE:HG22	1.45	1.45
1:P:284:SER:C	1:P:285:LEU:HD22	1.30	1.45
1:I:350:THR:HA	1:I:353:ILE:CG2	1.46	1.45
1:D:350:THR:HA	1:D:353:ILE:CG2	1.46	1.45
1:J:350:THR:CA	1:J:353:ILE:HG22	1.45	1.45
1:O:82:ARG:NH2	1:O:86:LYS:CD	1.72	1.45
1:K:350:THR:C	1:K:353:ILE:HG22	1.17	1.45
1:H:350:THR:HA	1:H:353:ILE:CG2	1.46	1.45
1:C:350:THR:C	1:C:353:ILE:HG22	1.17	1.45
1:O:350:THR:HA	1:O:353:ILE:CG2	1.46	1.45
1:Q:284:SER:C	1:Q:285:LEU:HD22	1.30	1.45
1:I:82:ARG:NH2	1:I:86:LYS:CD	1.72	1.45

Continued on next page...

Continued from previous page...

Atom-1	Atom-2	Interatomic distance (Å)	Clash overlap (Å)
1:N:350:THR:HA	1:N:353:ILE:CG2	1.46	1.45
1:G:350:THR:HA	1:G:353:ILE:CG2	1.46	1.45
1:G:284:SER:C	1:G:285:LEU:HD22	1.30	1.45
1:J:350:THR:HA	1:J:353:ILE:CG2	1.46	1.45
1:Q:350:THR:HA	1:Q:353:ILE:CG2	1.46	1.44
1:K:350:THR:CA	1:K:353:ILE:HG22	1.45	1.44
1:E:350:THR:HA	1:E:353:ILE:CG2	1.46	1.44
1:E:350:THR:CA	1:E:353:ILE:HG22	1.45	1.44
1:C:350:THR:HA	1:C:353:ILE:CG2	1.46	1.44
1:K:350:THR:HA	1:K:353:ILE:CG2	1.46	1.44
1:Q:350:THR:CA	1:Q:353:ILE:HG22	1.45	1.44
1:C:284:SER:C	1:C:285:LEU:HD22	1.30	1.44
1:N:150:ASP:CB	1:N:266:THR:OG1	1.66	1.44
1:J:150:ASP:CB	1:J:266:THR:OG1	1.66	1.44
1:H:350:THR:CA	1:H:353:ILE:HG22	1.45	1.44
1:M:350:THR:HA	1:M:353:ILE:CG2	1.46	1.44
1:G:350:THR:CA	1:G:353:ILE:HG22	1.45	1.44
1:P:350:THR:CA	1:P:353:ILE:HG22	1.45	1.43
1:L:350:THR:CA	1:L:353:ILE:HG22	1.45	1.43
1:M:284:SER:C	1:M:285:LEU:HD22	1.30	1.43
1:A:657:UNK:C	1:A:658:UNK:N	1.73	1.43
1:F:150:ASP:CB	1:F:266:THR:OG1	1.66	1.43
1:D:350:THR:CA	1:D:353:ILE:HG22	1.45	1.43
1:F:657:UNK:C	1:F:658:UNK:N	1.73	1.43
1:A:150:ASP:CB	1:A:266:THR:OG1	1.66	1.43
1:K:357:LEU:CD1	1:K:430:LYS:CE	1.97	1.43
1:E:357:LEU:CD1	1:E:430:LYS:CE	1.97	1.43
1:Q:150:ASP:CB	1:Q:266:THR:OG1	1.66	1.43
1:G:150:ASP:CB	1:G:266:THR:OG1	1.66	1.43
1:I:150:ASP:CB	1:I:266:THR:OG1	1.66	1.43
1:D:350:THR:CA	1:D:353:ILE:CG2	1.98	1.42
1:Q:657:UNK:C	1:Q:658:UNK:N	1.73	1.42
1:M:150:ASP:CB	1:M:266:THR:OG1	1.66	1.42
1:I:284:SER:C	1:I:285:LEU:HD22	1.30	1.42
1:O:284:SER:C	1:O:285:LEU:HD22	1.30	1.42
1:O:150:ASP:CB	1:O:266:THR:OG1	1.66	1.42
1:C:150:ASP:CB	1:C:266:THR:OG1	1.66	1.42
1:C:357:LEU:CD1	1:C:430:LYS:CE	1.97	1.42
1:L:357:LEU:CD1	1:L:430:LYS:CE	1.97	1.42
1:I:350:THR:CA	1:I:353:ILE:CG2	1.98	1.42
1:O:350:THR:CA	1:O:353:ILE:CG2	1.98	1.42

Continued on next page...

Continued from previous page...

Atom-1	Atom-2	Interatomic distance (Å)	Clash overlap (Å)
1:F:350:THR:CA	1:F:353:ILE:HG22	1.45	1.42
1:G:657:UNK:C	1:G:658:UNK:N	1.73	1.42
1:M:357:LEU:CD1	1:M:430:LYS:CE	1.97	1.42
1:D:357:LEU:CD1	1:D:430:LYS:CE	1.97	1.42
1:P:657:UNK:C	1:P:658:UNK:N	1.73	1.42
1:N:357:LEU:CD1	1:N:430:LYS:CE	1.97	1.42
1:C:12:TYR:CE2	1:C:77:VAL:CG1	2.02	1.42
1:A:350:THR:CA	1:A:353:ILE:HG22	1.45	1.41
1:J:357:LEU:CD1	1:J:430:LYS:CE	1.97	1.41
1:C:19:PHE:CE1	1:C:92:ILE:HG12	1.56	1.41
1:M:12:TYR:CE2	1:M:77:VAL:CG1	2.02	1.41
1:K:350:THR:CA	1:K:353:ILE:CG2	1.98	1.41
1:I:350:THR:CA	1:I:353:ILE:HG22	1.45	1.41
1:M:19:PHE:CE1	1:M:92:ILE:HG12	1.56	1.41
1:O:657:UNK:C	1:O:658:UNK:N	1.73	1.41
1:E:350:THR:CA	1:E:353:ILE:CG2	1.98	1.41
1:H:657:UNK:C	1:H:658:UNK:N	1.73	1.41
1:I:657:UNK:C	1:I:658:UNK:N	1.73	1.41
1:J:12:TYR:CE2	1:J:77:VAL:CG1	2.02	1.41
1:E:150:ASP:CB	1:E:266:THR:OG1	1.66	1.41
1:L:245:LEU:HA	1:L:265:THR:CG2	1.49	1.41
1:O:350:THR:CA	1:O:353:ILE:HG22	1.45	1.41
1:P:19:PHE:CE1	1:P:92:ILE:HG12	1.56	1.41
1:H:19:PHE:CE1	1:H:92:ILE:HG12	1.56	1.41
1:N:350:THR:CA	1:N:353:ILE:CG2	1.98	1.41
1:D:12:TYR:CE2	1:D:77:VAL:CG1	2.02	1.41
1:N:12:TYR:CE2	1:N:77:VAL:CG1	2.02	1.41
1:K:150:ASP:CB	1:K:266:THR:OG1	1.66	1.41
1:F:245:LEU:HA	1:F:265:THR:CG2	1.49	1.41
1:N:245:LEU:HA	1:N:265:THR:CG2	1.49	1.40
1:D:245:LEU:HA	1:D:265:THR:CG2	1.49	1.40
1:P:150:ASP:CB	1:P:266:THR:OG1	1.66	1.40
1:J:350:THR:CA	1:J:353:ILE:CG2	1.98	1.40
1:L:12:TYR:CE2	1:L:77:VAL:CG1	2.02	1.40
1:A:245:LEU:HA	1:A:265:THR:CG2	1.49	1.40
1:N:19:PHE:CE1	1:N:92:ILE:HG12	1.56	1.40
1:O:117:ASN:ND2	1:O:162:LEU:CD2	1.84	1.40
1:J:245:LEU:HA	1:J:265:THR:CG2	1.49	1.40
1:H:150:ASP:CB	1:H:266:THR:OG1	1.66	1.40
1:J:19:PHE:CE1	1:J:92:ILE:HG12	1.56	1.40
1:I:117:ASN:ND2	1:I:162:LEU:CD2	1.84	1.40

Continued on next page...

Continued from previous page...

Atom-1	Atom-2	Interatomic distance (Å)	Clash overlap (Å)
1:P:117:ASN:ND2	1:P:162:LEU:CD2	1.84	1.40
1:Q:19:PHE:CE1	1:Q:92:ILE:HG12	1.56	1.40
1:Q:357:LEU:CD1	1:Q:430:LYS:CE	1.97	1.40
1:E:12:TYR:CE2	1:E:77:VAL:CG1	2.02	1.40
1:G:357:LEU:CD1	1:G:430:LYS:CE	1.97	1.40
1:I:19:PHE:CE1	1:I:92:ILE:HG12	1.56	1.40
1:M:350:THR:CA	1:M:353:ILE:CG2	1.98	1.40
1:H:117:ASN:ND2	1:H:162:LEU:CD2	1.84	1.40
1:G:19:PHE:CE1	1:G:92:ILE:HG12	1.56	1.40
1:A:350:THR:CA	1:A:353:ILE:CG2	1.98	1.40
1:O:19:PHE:CE1	1:O:92:ILE:HG12	1.56	1.40
1:D:19:PHE:CE1	1:D:92:ILE:HG12	1.56	1.40
1:H:245:LEU:HA	1:H:265:THR:CG2	1.49	1.39
1:P:245:LEU:HA	1:P:265:THR:CG2	1.49	1.39
1:A:357:LEU:CD1	1:A:430:LYS:CE	1.97	1.39
1:K:12:TYR:CE2	1:K:77:VAL:CG1	2.02	1.39
1:E:117:ASN:ND2	1:E:162:LEU:CD2	1.84	1.39
1:N:117:ASN:ND2	1:N:162:LEU:CD2	1.84	1.39
1:J:117:ASN:ND2	1:J:162:LEU:CD2	1.84	1.39
1:H:357:LEU:CD1	1:H:430:LYS:CE	1.97	1.39
1:C:350:THR:CA	1:C:353:ILE:CG2	1.98	1.39
1:F:350:THR:CA	1:F:353:ILE:CG2	1.98	1.39
1:P:12:TYR:CE2	1:P:77:VAL:CG1	2.02	1.39
1:H:12:TYR:CE2	1:H:77:VAL:CG1	2.02	1.39
1:L:19:PHE:CE1	1:L:92:ILE:HG12	1.56	1.39
1:Q:117:ASN:ND2	1:Q:162:LEU:CD2	1.84	1.39
1:K:117:ASN:ND2	1:K:162:LEU:CD2	1.84	1.39
1:P:357:LEU:CD1	1:P:430:LYS:CE	1.97	1.39
1:L:150:ASP:CB	1:L:266:THR:OG1	1.66	1.39
1:F:357:LEU:CD1	1:F:430:LYS:CE	1.97	1.39
1:F:12:TYR:CE2	1:F:77:VAL:CG1	2.02	1.39
1:I:12:TYR:CE2	1:I:77:VAL:CG1	2.02	1.39
1:G:117:ASN:ND2	1:G:162:LEU:CD2	1.84	1.39
1:P:357:LEU:CD1	1:P:430:LYS:HE2	1.53	1.39
1:H:357:LEU:CD1	1:H:430:LYS:HE2	1.53	1.39
1:L:117:ASN:ND2	1:L:162:LEU:CD2	1.84	1.39
1:D:117:ASN:ND2	1:D:162:LEU:CD2	1.84	1.39
1:I:357:LEU:CD1	1:I:430:LYS:CE	1.97	1.39
1:Q:350:THR:CA	1:Q:353:ILE:CG2	1.98	1.39
1:P:350:THR:CA	1:P:353:ILE:CG2	1.98	1.39
1:H:357:LEU:CD1	1:H:430:LYS:NZ	1.86	1.39

Continued on next page...

Continued from previous page...

Atom-1	Atom-2	Interatomic distance (Å)	Clash overlap (Å)
1:D:150:ASP:CB	1:D:266:THR:OG1	1.66	1.39
1:I:357:LEU:CD1	1:I:430:LYS:NZ	1.86	1.39
1:A:12:TYR:CE2	1:A:77:VAL:CG1	2.02	1.39
1:A:19:PHE:CE1	1:A:92:ILE:HG12	1.56	1.39
1:O:12:TYR:CE2	1:O:77:VAL:CG1	2.02	1.39
1:P:357:LEU:CD1	1:P:430:LYS:NZ	1.86	1.38
1:O:357:LEU:CD1	1:O:430:LYS:CE	1.97	1.38
1:O:357:LEU:CD1	1:O:430:LYS:NZ	1.86	1.38
1:J:357:LEU:CD1	1:J:430:LYS:HE2	1.53	1.38
1:N:357:LEU:CD1	1:N:430:LYS:HE2	1.53	1.38
1:G:350:THR:CA	1:G:353:ILE:CG2	1.98	1.38
1:F:19:PHE:CE1	1:F:92:ILE:HG12	1.56	1.38
1:H:350:THR:CA	1:H:353:ILE:CG2	1.98	1.38
1:Q:12:TYR:HE2	1:Q:77:VAL:CG1	1.32	1.38
1:J:357:LEU:CD1	1:J:430:LYS:NZ	1.86	1.38
1:N:357:LEU:CD1	1:N:430:LYS:NZ	1.86	1.38
1:K:19:PHE:CE1	1:K:92:ILE:HG12	1.56	1.38
1:A:12:TYR:HE2	1:A:77:VAL:CG1	1.32	1.38
1:L:350:THR:CA	1:L:353:ILE:CG2	1.98	1.38
1:L:357:LEU:CD1	1:L:430:LYS:NZ	1.86	1.38
1:G:12:TYR:CE2	1:G:77:VAL:CG1	2.02	1.38
1:A:357:LEU:CD1	1:A:430:LYS:HE2	1.53	1.38
1:E:19:PHE:CE1	1:E:92:ILE:HG12	1.56	1.38
1:K:357:LEU:CD1	1:K:430:LYS:NZ	1.86	1.38
1:D:357:LEU:CD1	1:D:430:LYS:NZ	1.86	1.38
1:G:12:TYR:HE2	1:G:77:VAL:CG1	1.32	1.38
1:F:12:TYR:HE2	1:F:77:VAL:CG1	1.32	1.38
1:A:284:SER:O	1:A:285:LEU:HD22	1.20	1.38
1:M:117:ASN:ND2	1:M:162:LEU:CD2	1.84	1.38
1:A:357:LEU:CD1	1:A:430:LYS:NZ	1.86	1.38
1:P:12:TYR:HE2	1:P:77:VAL:CG1	1.32	1.38
1:Q:357:LEU:CD1	1:Q:430:LYS:NZ	1.86	1.38
1:G:357:LEU:CD1	1:G:430:LYS:NZ	1.86	1.38
1:C:357:LEU:CD1	1:C:430:LYS:NZ	1.86	1.37
1:F:357:LEU:CD1	1:F:430:LYS:NZ	1.86	1.37
1:Q:12:TYR:CE2	1:Q:77:VAL:CG1	2.02	1.38
1:E:357:LEU:CD1	1:E:430:LYS:NZ	1.86	1.38
1:F:117:ASN:ND2	1:F:162:LEU:CD2	1.84	1.38
1:F:284:SER:O	1:F:285:LEU:HD22	1.20	1.37
1:K:12:TYR:HE2	1:K:77:VAL:CG1	1.32	1.37
1:C:117:ASN:ND2	1:C:162:LEU:CD2	1.84	1.37

Continued on next page...

Continued from previous page...

Atom-1	Atom-2	Interatomic distance (Å)	Clash overlap (Å)
1:A:117:ASN:ND2	1:A:162:LEU:CD2	1.84	1.37
1:D:357:LEU:CD1	1:D:430:LYS:HE2	1.53	1.37
1:H:12:TYR:HE2	1:H:77:VAL:CG1	1.32	1.37
1:O:12:TYR:HE2	1:O:77:VAL:CG1	1.32	1.37
1:L:357:LEU:CD1	1:L:430:LYS:HE2	1.53	1.37
1:E:245:LEU:HA	1:E:265:THR:CG2	1.53	1.37
1:I:245:LEU:HA	1:I:265:THR:CG2	1.53	1.37
1:O:245:LEU:HA	1:O:265:THR:CG2	1.53	1.37
1:M:357:LEU:CD1	1:M:430:LYS:NZ	1.86	1.37
1:E:12:TYR:HE2	1:E:77:VAL:CG1	1.32	1.37
1:K:245:LEU:HA	1:K:265:THR:CG2	1.53	1.37
1:I:12:TYR:HE2	1:I:77:VAL:CG1	1.32	1.36
1:N:12:TYR:HE2	1:N:77:VAL:CG1	1.32	1.36
1:C:284:SER:O	1:C:285:LEU:HD22	1.20	1.36
1:L:12:TYR:HE2	1:L:77:VAL:CG1	1.32	1.36
1:Q:117:ASN:ND2	1:Q:162:LEU:HD22	1.40	1.36
1:D:284:SER:O	1:D:285:LEU:HD22	1.20	1.36
1:M:12:TYR:HE2	1:M:77:VAL:CG1	1.32	1.36
1:E:284:SER:O	1:E:285:LEU:HD22	1.20	1.36
1:G:117:ASN:ND2	1:G:162:LEU:HD22	1.40	1.36
1:D:12:TYR:HE2	1:D:77:VAL:CG1	1.32	1.36
1:J:12:TYR:HE2	1:J:77:VAL:CG1	1.32	1.36
1:K:284:SER:O	1:K:285:LEU:HD22	1.20	1.36
1:Q:245:LEU:HA	1:Q:265:THR:CG2	1.53	1.36
1:G:245:LEU:HA	1:G:265:THR:CG2	1.53	1.36
1:L:284:SER:O	1:L:285:LEU:HD22	1.20	1.35
1:C:12:TYR:HE2	1:C:77:VAL:CG1	1.32	1.35
1:M:284:SER:O	1:M:285:LEU:HD22	1.20	1.35
1:O:117:ASN:HD21	1:O:162:LEU:CD2	1.38	1.35
1:G:357:LEU:CD1	1:G:430:LYS:HE2	1.53	1.35
1:Q:284:SER:O	1:Q:285:LEU:HD22	1.20	1.35
1:I:117:ASN:HD21	1:I:162:LEU:CD2	1.38	1.35
1:H:174:MET:HE3	1:H:241:LEU:CB	1.57	1.35
1:G:174:MET:HE3	1:G:241:LEU:CB	1.55	1.35
1:Q:357:LEU:CD1	1:Q:430:LYS:HE2	1.53	1.35
1:J:174:MET:HE3	1:J:241:LEU:CB	1.57	1.34
1:G:284:SER:O	1:G:285:LEU:HD22	1.20	1.34
1:P:117:ASN:ND2	1:P:162:LEU:HD22	1.40	1.34
1:M:245:LEU:HA	1:M:265:THR:CG2	1.53	1.34
1:N:322:ARG:NH1	1:N:352:ILE:CD1	1.91	1.34
1:J:322:ARG:NH1	1:J:352:ILE:CD1	1.91	1.34

Continued on next page...

Continued from previous page...

Atom-1	Atom-2	Interatomic distance (Å)	Clash overlap (Å)
1:H:117:ASN:ND2	1:H:162:LEU:HD22	1.40	1.34
1:I:357:LEU:CD1	1:I:430:LYS:HE2	1.53	1.34
1:C:245:LEU:HA	1:C:265:THR:CG2	1.53	1.34
1:L:322:ARG:NH1	1:L:352:ILE:CD1	1.91	1.34
1:D:322:ARG:NH1	1:D:352:ILE:CD1	1.91	1.34
1:O:357:LEU:CD1	1:O:430:LYS:HE2	1.53	1.33
1:E:79:GLU:O	1:E:83:ILE:CD1	1.76	1.33
1:K:79:GLU:O	1:K:83:ILE:CD1	1.76	1.33
1:E:357:LEU:CD1	1:E:430:LYS:HE2	1.53	1.33
1:M:117:ASN:HD21	1:M:162:LEU:CD2	1.38	1.33
1:I:322:ARG:NH1	1:I:352:ILE:CD1	1.91	1.33
1:K:357:LEU:CD1	1:K:430:LYS:HE2	1.53	1.33
1:E:134:LEU:CD2	1:E:164:VAL:HG21	1.59	1.33
1:O:322:ARG:NH1	1:O:352:ILE:CD1	1.91	1.33
1:N:174:MET:HE3	1:N:241:LEU:CB	1.59	1.33
1:C:357:LEU:CD1	1:C:430:LYS:HE2	1.53	1.33
1:K:134:LEU:CD2	1:K:164:VAL:HG21	1.59	1.33
1:C:117:ASN:HD21	1:C:162:LEU:CD2	1.38	1.33
1:E:117:ASN:HD21	1:E:162:LEU:CD2	1.38	1.33
1:K:117:ASN:HD21	1:K:162:LEU:CD2	1.38	1.33
1:F:117:ASN:HD21	1:F:162:LEU:CD2	1.38	1.33
1:A:256:PHE:O	1:A:258:LEU:HD22	1.16	1.33
1:J:284:SER:O	1:J:285:LEU:HD22	1.20	1.32
1:F:79:GLU:O	1:F:83:ILE:CD1	1.76	1.32
1:A:79:GLU:O	1:A:83:ILE:CD1	1.76	1.32
1:K:322:ARG:NH1	1:K:352:ILE:CD1	1.91	1.32
1:A:117:ASN:HD21	1:A:162:LEU:CD2	1.38	1.32
1:F:256:PHE:O	1:F:258:LEU:HD22	1.16	1.32
1:L:134:LEU:CD2	1:L:164:VAL:HG21	1.59	1.32
1:K:174:MET:CE	1:K:241:LEU:CB	2.07	1.32
1:M:357:LEU:CD1	1:M:430:LYS:HE2	1.53	1.32
1:E:174:MET:CE	1:E:241:LEU:CB	2.07	1.32
1:F:174:MET:HE3	1:F:241:LEU:CB	1.57	1.32
1:K:190:GLU:CB	1:K:217:ILE:CD1	1.87	1.32
1:E:190:GLU:CB	1:E:217:ILE:CD1	1.87	1.32
1:P:82:ARG:NH2	1:P:86:LYS:HD2	1.00	1.32
1:H:82:ARG:NH2	1:H:86:LYS:HD2	1.00	1.32
1:E:322:ARG:NH1	1:E:352:ILE:CD1	1.91	1.32
1:O:94:THR:O	1:O:98:GLN:CG	1.78	1.32
1:I:94:THR:O	1:I:98:GLN:CG	1.78	1.32
1:N:94:THR:O	1:N:98:GLN:CG	1.78	1.32

Continued on next page...

Continued from previous page...

Atom-1	Atom-2	Interatomic distance (Å)	Clash overlap (Å)
1:M:174:MET:CE	1:M:241:LEU:CB	2.07	1.32
1:D:134:LEU:CD2	1:D:164:VAL:HG21	1.59	1.32
1:L:79:GLU:O	1:L:83:ILE:CD1	1.76	1.32
1:Q:171:GLN:HE21	1:Q:178:ILE:CD1	1.42	1.32
1:J:94:THR:O	1:J:98:GLN:CG	1.78	1.32
1:C:174:MET:CE	1:C:241:LEU:CB	2.07	1.32
1:H:171:GLN:HE21	1:H:178:ILE:CD1	1.42	1.32
1:Q:174:MET:CE	1:Q:241:LEU:CB	2.07	1.32
1:F:82:ARG:NH2	1:F:86:LYS:HD2	1.00	1.32
1:O:79:GLU:O	1:O:83:ILE:CD1	1.76	1.32
1:I:79:GLU:O	1:I:83:ILE:CD1	1.76	1.32
1:D:79:GLU:O	1:D:83:ILE:CD1	1.76	1.32
1:A:174:MET:HE3	1:A:241:LEU:CB	1.59	1.32
1:A:322:ARG:NH1	1:A:352:ILE:CD1	1.91	1.32
1:Q:322:ARG:NH1	1:Q:352:ILE:CD1	1.91	1.32
1:G:322:ARG:NH1	1:G:352:ILE:CD1	1.91	1.32
1:G:134:LEU:CD2	1:G:164:VAL:HG21	1.59	1.32
1:G:171:GLN:HE21	1:G:178:ILE:CD1	1.42	1.32
1:C:134:LEU:CD2	1:C:164:VAL:HG21	1.59	1.32
1:C:322:ARG:NH1	1:C:352:ILE:CD1	1.91	1.32
1:H:94:THR:O	1:H:98:GLN:CG	1.78	1.32
1:P:94:THR:O	1:P:98:GLN:CG	1.78	1.32
1:N:174:MET:CE	1:N:241:LEU:CB	2.07	1.32
1:N:284:SER:O	1:N:285:LEU:HD22	1.20	1.32
1:F:322:ARG:NH1	1:F:352:ILE:CD1	1.91	1.32
1:P:171:GLN:HE21	1:P:178:ILE:CD1	1.42	1.32
1:C:79:GLU:O	1:C:83:ILE:CD1	1.76	1.32
1:A:82:ARG:NH2	1:A:86:LYS:HD2	1.00	1.32
1:A:134:LEU:CD2	1:A:164:VAL:HG21	1.59	1.32
1:Q:134:LEU:CD2	1:Q:164:VAL:HG21	1.59	1.32
1:M:134:LEU:CD2	1:M:164:VAL:HG21	1.59	1.32
1:L:117:ASN:HD21	1:L:162:LEU:CD2	1.38	1.31
1:D:117:ASN:HD21	1:D:162:LEU:CD2	1.38	1.31
1:F:134:LEU:CD2	1:F:164:VAL:HG21	1.59	1.31
1:H:79:GLU:O	1:H:83:ILE:CD1	1.76	1.31
1:M:79:GLU:O	1:M:83:ILE:CD1	1.76	1.31
1:M:322:ARG:NH1	1:M:352:ILE:CD1	1.91	1.31
1:A:94:THR:O	1:A:98:GLN:CG	1.78	1.31
1:F:94:THR:O	1:F:98:GLN:CG	1.78	1.31
1:Q:256:PHE:O	1:Q:258:LEU:HD22	1.16	1.31
1:P:79:GLU:O	1:P:83:ILE:CD1	1.76	1.31

Continued on next page...

Continued from previous page...

Atom-1	Atom-2	Interatomic distance (Å)	Clash overlap (Å)
1:K:82:ARG:NH2	1:K:86:LYS:HD2	1.00	1.31
1:J:79:GLU:O	1:J:83:ILE:CD1	1.76	1.31
1:G:117:ASN:HD21	1:G:162:LEU:CD2	1.38	1.31
1:Q:117:ASN:HD21	1:Q:162:LEU:CD2	1.38	1.31
1:M:94:THR:O	1:M:98:GLN:CG	1.78	1.31
1:C:94:THR:O	1:C:98:GLN:CG	1.78	1.31
1:I:174:MET:CE	1:I:241:LEU:CB	2.07	1.31
1:O:174:MET:CE	1:O:241:LEU:CB	2.07	1.31
1:F:174:MET:CE	1:F:241:LEU:CB	2.07	1.31
1:E:82:ARG:NH2	1:E:86:LYS:HD2	1.00	1.31
1:E:350:THR:O	1:E:353:ILE:HG22	1.15	1.31
1:N:79:GLU:O	1:N:83:ILE:CD1	1.76	1.31
1:E:256:PHE:O	1:E:258:LEU:HD22	1.16	1.31
1:I:174:MET:HE3	1:I:241:LEU:CB	1.61	1.31
1:D:174:MET:HE3	1:D:241:LEU:CB	1.58	1.31
1:F:357:LEU:CD1	1:F:430:LYS:HE2	1.53	1.31
1:Q:82:ARG:NH2	1:Q:86:LYS:HD2	1.00	1.31
1:E:785:UNK:O	1:E:819:UNK:CB	1.79	1.31
1:G:256:PHE:O	1:G:258:LEU:HD22	1.16	1.31
1:K:785:UNK:O	1:K:819:UNK:CB	1.79	1.31
1:N:134:LEU:CD2	1:N:164:VAL:HG21	1.59	1.31
1:L:174:MET:HE3	1:L:241:LEU:CB	1.58	1.31
1:K:350:THR:O	1:K:353:ILE:HG22	1.15	1.31
1:O:134:LEU:CD2	1:O:164:VAL:HG21	1.59	1.31
1:K:256:PHE:O	1:K:258:LEU:HD22	1.16	1.31
1:J:134:LEU:CD2	1:J:164:VAL:HG21	1.59	1.30
1:Q:79:GLU:O	1:Q:83:ILE:CD1	1.76	1.30
1:G:79:GLU:O	1:G:83:ILE:CD1	1.76	1.30
1:G:82:ARG:NH2	1:G:86:LYS:HD2	1.00	1.30
1:I:134:LEU:CD2	1:I:164:VAL:HG21	1.59	1.30
1:O:117:ASN:ND2	1:O:162:LEU:HD22	1.40	1.30
1:L:94:THR:O	1:L:98:GLN:CG	1.78	1.30
1:K:285:LEU:CD1	1:K:290:MET:HB3	1.62	1.30
1:E:285:LEU:CD1	1:E:290:MET:HB3	1.62	1.30
1:E:171:GLN:HE21	1:E:178:ILE:CD1	1.42	1.30
1:K:171:GLN:HE21	1:K:178:ILE:CD1	1.42	1.30
1:D:94:THR:O	1:D:98:GLN:CG	1.78	1.30
1:F:164:VAL:O	1:F:170:VAL:HG21	1.30	1.30
1:C:82:ARG:NH2	1:C:86:LYS:HD2	1.00	1.30
1:M:82:ARG:NH2	1:M:86:LYS:HD2	1.00	1.30
1:L:785:UNK:O	1:L:819:UNK:CB	1.79	1.30

Continued on next page...

Continued from previous page...

Atom-1	Atom-2	Interatomic distance (Å)	Clash overlap (Å)
1:L:171:GLN:HE21	1:L:178:ILE:CD1	1.42	1.30
1:L:350:THR:O	1:L:353:ILE:HG22	1.15	1.30
1:E:12:TYR:OH	1:E:93:LYS:CD	1.80	1.30
1:I:82:ARG:NH2	1:I:86:LYS:HD2	1.00	1.30
1:L:12:TYR:OH	1:L:93:LYS:CD	1.80	1.30
1:D:12:TYR:OH	1:D:93:LYS:CD	1.80	1.30
1:A:164:VAL:O	1:A:170:VAL:HG21	1.30	1.30
1:I:117:ASN:ND2	1:I:162:LEU:HD22	1.40	1.30
1:Q:94:THR:O	1:Q:98:GLN:CG	1.78	1.30
1:N:171:GLN:HE21	1:N:178:ILE:CD1	1.42	1.30
1:O:174:MET:HE3	1:O:241:LEU:CB	1.62	1.30
1:H:322:ARG:NH1	1:H:352:ILE:CD1	1.91	1.30
1:P:134:LEU:CD2	1:P:164:VAL:HG21	1.59	1.30
1:P:117:ASN:HD21	1:P:162:LEU:CD2	1.38	1.30
1:P:284:SER:O	1:P:285:LEU:HD22	1.20	1.30
1:K:12:TYR:OH	1:K:93:LYS:CD	1.80	1.30
1:F:12:TYR:OH	1:F:93:LYS:CD	1.80	1.30
1:O:82:ARG:NH2	1:O:86:LYS:HD2	1.00	1.30
1:Q:285:LEU:CD1	1:Q:290:MET:HB3	1.62	1.30
1:M:171:GLN:HE21	1:M:178:ILE:CD1	1.42	1.30
1:E:94:THR:O	1:E:98:GLN:CG	1.78	1.30
1:D:785:UNK:O	1:D:819:UNK:CB	1.79	1.30
1:G:94:THR:O	1:G:98:GLN:CG	1.78	1.30
1:J:171:GLN:HE21	1:J:178:ILE:CD1	1.42	1.29
1:L:285:LEU:CD1	1:L:290:MET:HB3	1.62	1.29
1:D:171:GLN:HE21	1:D:178:ILE:CD1	1.42	1.29
1:H:134:LEU:CD2	1:H:164:VAL:HG21	1.59	1.29
1:F:322:ARG:NH1	1:F:352:ILE:HD11	0.97	1.29
1:A:12:TYR:OH	1:A:93:LYS:CD	1.80	1.29
1:A:322:ARG:NH1	1:A:352:ILE:HD11	0.97	1.29
1:J:82:ARG:NH2	1:J:86:LYS:HD2	1.00	1.29
1:N:82:ARG:NH2	1:N:86:LYS:HD2	1.00	1.29
1:G:285:LEU:CD1	1:G:290:MET:HB3	1.62	1.29
1:K:94:THR:O	1:K:98:GLN:CG	1.78	1.29
1:P:256:PHE:O	1:P:258:LEU:HD22	1.16	1.29
1:D:285:LEU:CD1	1:D:290:MET:HB3	1.62	1.29
1:H:322:ARG:NH1	1:H:352:ILE:HD11	0.97	1.29
1:P:322:ARG:NH1	1:P:352:ILE:CD1	1.91	1.29
1:D:350:THR:O	1:D:353:ILE:HG22	1.15	1.29
1:G:12:TYR:OH	1:G:93:LYS:CD	1.80	1.29
1:C:171:GLN:HE21	1:C:178:ILE:CD1	1.42	1.29

Continued on next page...

Continued from previous page...

Atom-1	Atom-2	Interatomic distance (Å)	Clash overlap (Å)
1:N:785:UNK:O	1:N:819:UNK:CB	1.79	1.29
1:M:785:UNK:O	1:M:819:UNK:CB	1.79	1.29
1:N:285:LEU:CD1	1:N:290:MET:HB3	1.62	1.29
1:J:285:LEU:CD1	1:J:290:MET:HB3	1.62	1.29
1:H:117:ASN:HD21	1:H:162:LEU:CD2	1.38	1.29
1:P:174:MET:CE	1:P:241:LEU:CB	2.07	1.29
1:P:322:ARG:NH1	1:P:352:ILE:HD11	0.97	1.29
1:Q:12:TYR:OH	1:Q:93:LYS:CD	1.80	1.29
1:J:350:THR:O	1:J:353:ILE:HG22	1.15	1.29
1:N:350:THR:O	1:N:353:ILE:HG22	1.15	1.29
1:O:12:TYR:OH	1:O:93:LYS:CD	1.80	1.29
1:I:12:TYR:OH	1:I:93:LYS:CD	1.80	1.29
1:A:171:GLN:HE21	1:A:178:ILE:CD1	1.42	1.29
1:F:785:UNK:O	1:F:819:UNK:CB	1.79	1.29
1:G:785:UNK:O	1:G:819:UNK:CB	1.79	1.29
1:C:785:UNK:O	1:C:819:UNK:CB	1.79	1.29
1:J:785:UNK:O	1:J:819:UNK:CB	1.79	1.29
1:M:174:MET:HE3	1:M:241:LEU:CB	1.59	1.29
1:H:284:SER:O	1:H:285:LEU:HD22	1.20	1.29
1:H:122:LYS:HD2	1:I:276:SER:OG	1.17	1.29
1:H:174:MET:CE	1:H:241:LEU:CB	2.07	1.29
1:J:79:GLU:O	1:J:83:ILE:HD11	1.11	1.29
1:C:285:LEU:CD1	1:C:290:MET:HB3	1.62	1.29
1:F:171:GLN:HE21	1:F:178:ILE:CD1	1.42	1.29
1:O:785:UNK:O	1:O:819:UNK:CB	1.79	1.29
1:A:785:UNK:O	1:A:819:UNK:CB	1.79	1.29
1:Q:785:UNK:O	1:Q:819:UNK:CB	1.79	1.29
1:N:256:PHE:O	1:N:258:LEU:HD22	1.16	1.29
1:H:256:PHE:O	1:H:258:LEU:HD22	1.16	1.29
1:P:174:MET:HE3	1:P:241:LEU:CB	1.62	1.29
1:E:79:GLU:O	1:E:83:ILE:HD11	1.11	1.29
1:N:79:GLU:O	1:N:83:ILE:HD11	1.11	1.29
1:M:285:LEU:CD1	1:M:290:MET:HB3	1.62	1.29
1:G:122:LYS:HD2	1:H:276:SER:OG	1.17	1.29
1:I:785:UNK:O	1:I:819:UNK:CB	1.79	1.29
1:H:785:UNK:O	1:H:819:UNK:CB	1.79	1.29
1:L:322:ARG:NH1	1:L:352:ILE:HD11	0.97	1.28
1:L:174:MET:CE	1:L:241:LEU:CB	2.07	1.28
1:D:322:ARG:NH1	1:D:352:ILE:HD11	0.97	1.28
1:K:79:GLU:O	1:K:83:ILE:HD11	1.11	1.28
1:K:350:THR:O	1:K:353:ILE:CG2	1.81	1.28

Continued on next page...

Continued from previous page...

Atom-1	Atom-2	Interatomic distance (Å)	Clash overlap (Å)
1:L:79:GLU:O	1:L:83:ILE:HD11	1.11	1.28
1:E:322:ARG:NH1	1:E:352:ILE:HD11	0.97	1.28
1:I:171:GLN:HE21	1:I:178:ILE:CD1	1.42	1.28
1:O:322:ARG:NH1	1:O:352:ILE:HD11	0.97	1.28
1:O:256:PHE:O	1:O:258:LEU:HD22	1.16	1.28
1:P:785:UNK:O	1:P:819:UNK:CB	1.79	1.28
1:J:322:ARG:NH1	1:J:352:ILE:HD11	0.97	1.28
1:C:350:THR:O	1:C:353:ILE:HG22	1.15	1.28
1:O:276:SER:OG	1:P:122:LYS:HD2	1.17	1.28
1:E:350:THR:O	1:E:353:ILE:CG2	1.81	1.28
1:D:82:ARG:NH2	1:D:86:LYS:HD2	1.00	1.28
1:J:12:TYR:OH	1:J:93:LYS:CD	1.80	1.28
1:K:322:ARG:NH1	1:K:352:ILE:HD11	0.97	1.28
1:I:322:ARG:NH1	1:I:352:ILE:HD11	0.97	1.28
1:O:171:GLN:HE21	1:O:178:ILE:CD1	1.42	1.28
1:J:256:PHE:O	1:J:258:LEU:HD22	1.16	1.28
1:N:322:ARG:NH1	1:N:352:ILE:HD11	0.97	1.28
1:D:174:MET:CE	1:D:241:LEU:CB	2.07	1.28
1:O:190:GLU:CB	1:O:217:ILE:CD1	1.87	1.28
1:H:285:LEU:CD1	1:H:290:MET:HB3	1.62	1.28
1:I:190:GLU:CB	1:I:217:ILE:CD1	1.87	1.28
1:P:285:LEU:CD1	1:P:290:MET:HB3	1.62	1.28
1:L:350:THR:O	1:L:353:ILE:CG2	1.81	1.28
1:D:350:THR:O	1:D:353:ILE:CG2	1.81	1.28
1:M:12:TYR:OH	1:M:93:LYS:CD	1.80	1.28
1:D:79:GLU:O	1:D:83:ILE:HD11	1.11	1.28
1:N:12:TYR:OH	1:N:93:LYS:CD	1.80	1.28
1:P:276:SER:OG	1:Q:122:LYS:HD2	1.17	1.28
1:M:256:PHE:O	1:M:258:LEU:HD22	1.16	1.28
1:C:12:TYR:OH	1:C:93:LYS:CD	1.80	1.28
1:O:79:GLU:O	1:O:83:ILE:HD11	1.11	1.28
1:L:82:ARG:NH2	1:L:86:LYS:HD2	1.00	1.28
1:I:256:PHE:O	1:I:258:LEU:HD22	1.16	1.28
1:M:350:THR:O	1:M:353:ILE:HG22	1.15	1.28
1:F:285:LEU:CD1	1:F:290:MET:HB3	1.62	1.28
1:I:79:GLU:O	1:I:83:ILE:HD11	1.11	1.28
1:A:285:LEU:CD1	1:A:290:MET:HB3	1.62	1.28
1:Q:322:ARG:NH1	1:Q:352:ILE:HD11	0.97	1.28
1:Q:188:SER:OG	1:Q:189:PRO:HD2	1.32	1.27
1:G:188:SER:OG	1:G:189:PRO:HD2	1.32	1.27
1:G:322:ARG:NH1	1:G:352:ILE:HD11	0.97	1.27

Continued on next page...

Continued from previous page...

Atom-1	Atom-2	Interatomic distance (Å)	Clash overlap (Å)
1:D:256:PHE:O	1:D:258:LEU:HD22	1.16	1.27
1:L:164:VAL:O	1:L:170:VAL:HG21	1.30	1.27
1:D:164:VAL:O	1:D:170:VAL:HG21	1.30	1.27
1:A:350:THR:O	1:A:353:ILE:CG2	1.81	1.27
1:I:122:LYS:HD2	1:J:276:SER:OG	1.17	1.27
1:C:256:PHE:O	1:C:258:LEU:HD22	1.16	1.27
1:F:190:GLU:CB	1:F:217:ILE:CD1	1.87	1.27
1:A:190:GLU:CB	1:A:217:ILE:CD1	1.87	1.27
1:F:350:THR:O	1:F:353:ILE:CG2	1.81	1.27
1:P:12:TYR:OH	1:P:93:LYS:CD	1.80	1.27
1:N:276:SER:OG	1:O:122:LYS:HD2	1.17	1.27
1:N:117:ASN:HD21	1:N:162:LEU:CD2	1.38	1.27
1:H:12:TYR:OH	1:H:93:LYS:CD	1.80	1.27
1:I:284:SER:O	1:I:285:LEU:HD22	1.20	1.27
1:O:285:LEU:CD1	1:O:290:MET:HB3	1.62	1.27
1:L:256:PHE:O	1:L:258:LEU:HD22	1.16	1.27
1:C:276:SER:OG	1:J:122:LYS:HD2	1.17	1.27
1:C:174:MET:HE3	1:C:241:LEU:CB	1.61	1.27
1:M:190:GLU:CB	1:M:217:ILE:CD1	1.87	1.27
1:G:174:MET:CE	1:G:241:LEU:CB	2.07	1.27
1:I:285:LEU:CD1	1:I:290:MET:HB3	1.62	1.27
1:A:276:SER:OG	1:K:122:LYS:HD2	1.17	1.26
1:C:322:ARG:NH1	1:C:352:ILE:HD11	0.97	1.26
1:J:174:MET:CE	1:J:241:LEU:CB	2.07	1.26
1:J:117:ASN:HD21	1:J:162:LEU:CD2	1.38	1.26
1:P:350:THR:O	1:P:353:ILE:HG22	1.15	1.26
1:H:350:THR:O	1:H:353:ILE:HG22	1.15	1.26
1:L:190:GLU:CB	1:L:217:ILE:CD1	1.87	1.26
1:K:276:SER:OG	1:L:122:LYS:HD2	1.17	1.26
1:C:350:THR:O	1:C:353:ILE:CG2	1.81	1.26
1:F:122:LYS:HD2	1:G:276:SER:OG	1.17	1.26
1:I:350:THR:O	1:I:353:ILE:CG2	1.81	1.26
1:E:122:LYS:HD2	1:F:276:SER:OG	1.17	1.26
1:M:322:ARG:NH1	1:M:352:ILE:HD11	0.97	1.26
1:O:284:SER:O	1:O:285:LEU:HD22	1.20	1.26
1:M:276:SER:OG	1:N:122:LYS:HD2	1.17	1.26
1:N:117:ASN:ND2	1:N:162:LEU:HD22	1.40	1.26
1:M:350:THR:O	1:M:353:ILE:CG2	1.81	1.26
1:C:190:GLU:CB	1:C:217:ILE:CD1	1.87	1.26
1:O:350:THR:O	1:O:353:ILE:CG2	1.81	1.26
1:Q:350:THR:O	1:Q:353:ILE:HG22	1.15	1.26

Continued on next page...

Continued from previous page...

Atom-1	Atom-2	Interatomic distance (Å)	Clash overlap (Å)
1:G:350:THR:O	1:G:353:ILE:HG22	1.15	1.26
1:D:190:GLU:CB	1:D:217:ILE:CD1	1.87	1.26
1:D:122:LYS:HD2	1:E:276:SER:OG	1.17	1.26
1:J:350:THR:O	1:J:353:ILE:CG2	1.81	1.26
1:K:12:TYR:OH	1:K:93:LYS:HD2	1.35	1.26
1:I:12:TYR:OH	1:I:93:LYS:HD2	1.35	1.26
1:A:122:LYS:HD2	1:Q:276:SER:OG	1.17	1.26
1:J:117:ASN:ND2	1:J:162:LEU:HD22	1.40	1.25
1:C:188:SER:OG	1:C:189:PRO:HD2	1.32	1.25
1:N:350:THR:O	1:N:353:ILE:CG2	1.81	1.25
1:E:12:TYR:OH	1:E:93:LYS:HD2	1.35	1.25
1:Q:164:VAL:O	1:Q:170:VAL:HG21	1.30	1.25
1:C:122:LYS:HD2	1:D:276:SER:OG	1.17	1.25
1:H:350:THR:O	1:H:353:ILE:CG2	1.81	1.25
1:H:164:VAL:O	1:H:170:VAL:HG21	1.30	1.25
1:M:188:SER:OG	1:M:189:PRO:HD2	1.32	1.25
1:P:350:THR:O	1:P:353:ILE:CG2	1.81	1.25
1:P:164:VAL:O	1:P:170:VAL:HG21	1.30	1.25
1:F:79:GLU:O	1:F:83:ILE:HD11	1.11	1.25
1:E:35:MET:SD	1:E:40:LEU:HB2	1.77	1.25
1:K:35:MET:SD	1:K:40:LEU:HB2	1.77	1.25
1:G:350:THR:O	1:G:353:ILE:CG2	1.81	1.25
1:O:93:LYS:HE2	1:O:97:ARG:NH2	1.52	1.25
1:I:93:LYS:HE2	1:I:97:ARG:NH2	1.52	1.25
1:P:79:GLU:O	1:P:83:ILE:HD11	1.11	1.25
1:Q:350:THR:O	1:Q:353:ILE:CG2	1.81	1.25
1:C:79:GLU:O	1:C:83:ILE:HD11	1.11	1.25
1:C:35:MET:SD	1:C:40:LEU:HB2	1.77	1.25
1:F:35:MET:SD	1:F:40:LEU:HB2	1.77	1.25
1:A:35:MET:SD	1:A:40:LEU:HB2	1.77	1.25
1:A:79:GLU:O	1:A:83:ILE:HD11	1.11	1.25
1:G:164:VAL:O	1:G:170:VAL:HG21	1.30	1.25
1:K:117:ASN:ND2	1:K:162:LEU:HD22	1.40	1.25
1:L:276:SER:OG	1:M:122:LYS:HD2	1.17	1.25
1:H:79:GLU:O	1:H:83:ILE:HD11	1.11	1.24
1:N:188:SER:OG	1:N:189:PRO:HD2	1.32	1.24
1:M:35:MET:SD	1:M:40:LEU:HB2	1.77	1.24
1:J:35:MET:SD	1:J:40:LEU:HB2	1.77	1.24
1:N:35:MET:SD	1:N:40:LEU:HB2	1.77	1.24
1:C:164:VAL:O	1:C:170:VAL:HG21	1.30	1.24
1:E:117:ASN:ND2	1:E:162:LEU:HD22	1.40	1.24

Continued on next page...

Continued from previous page...

Atom-1	Atom-2	Interatomic distance (Å)	Clash overlap (Å)
1:J:188:SER:OG	1:J:189:PRO:HD2	1.32	1.24
1:N:190:GLU:CB	1:N:217:ILE:CD1	1.87	1.24
1:J:164:VAL:O	1:J:170:VAL:HG21	1.30	1.24
1:H:190:GLU:CB	1:H:217:ILE:CD1	1.87	1.24
1:P:190:GLU:CB	1:P:217:ILE:CD1	1.87	1.24
1:L:188:SER:OG	1:L:189:PRO:HD2	1.32	1.24
1:E:174:MET:HE3	1:E:241:LEU:CB	1.65	1.24
1:Q:12:TYR:OH	1:Q:93:LYS:HD2	1.35	1.24
1:G:12:TYR:OH	1:G:93:LYS:HD2	1.35	1.24
1:A:350:THR:O	1:A:353:ILE:HG22	1.15	1.24
1:M:79:GLU:O	1:M:83:ILE:HD11	1.11	1.24
1:K:164:VAL:O	1:K:170:VAL:HG21	1.30	1.24
1:M:164:VAL:O	1:M:170:VAL:HG21	1.30	1.24
1:O:35:MET:SD	1:O:40:LEU:HB2	1.77	1.24
1:N:12:TYR:OH	1:N:93:LYS:HD2	1.35	1.24
1:F:117:ASN:ND2	1:F:162:LEU:HD22	1.40	1.24
1:H:188:SER:OG	1:H:189:PRO:HD2	1.32	1.24
1:D:188:SER:OG	1:D:189:PRO:HD2	1.32	1.24
1:Q:190:GLU:CB	1:Q:217:ILE:CD1	1.87	1.24
1:J:190:GLU:CB	1:J:217:ILE:CD1	1.87	1.24
1:I:35:MET:SD	1:I:40:LEU:HB2	1.77	1.24
1:A:117:ASN:ND2	1:A:162:LEU:HD22	1.40	1.24
1:N:164:VAL:O	1:N:170:VAL:HG21	1.30	1.23
1:G:190:GLU:CB	1:G:217:ILE:CD1	1.87	1.23
1:F:350:THR:O	1:F:353:ILE:HG22	1.15	1.23
1:Q:93:LYS:HE2	1:Q:97:ARG:NH2	1.52	1.23
1:G:93:LYS:HE2	1:G:97:ARG:NH2	1.52	1.23
1:P:35:MET:SD	1:P:40:LEU:HB2	1.77	1.23
1:C:93:LYS:HE2	1:C:97:ARG:NH2	1.52	1.23
1:J:12:TYR:OH	1:J:93:LYS:HD2	1.35	1.23
1:N:134:LEU:HD21	1:N:164:VAL:CG2	1.69	1.23
1:D:292:LEU:CD1	1:D:319:THR:HG23	1.68	1.23
1:P:35:MET:CE	1:P:40:LEU:HD12	1.68	1.23
1:H:35:MET:SD	1:H:40:LEU:HB2	1.77	1.23
1:H:35:MET:CE	1:H:40:LEU:HD12	1.68	1.23
1:M:93:LYS:HE2	1:M:97:ARG:NH2	1.52	1.23
1:E:164:VAL:O	1:E:170:VAL:HG21	1.30	1.23
1:J:134:LEU:HD21	1:J:164:VAL:CG2	1.69	1.23
1:P:188:SER:OG	1:P:189:PRO:HD2	1.32	1.23
1:L:134:LEU:HD21	1:L:164:VAL:CG2	1.69	1.23
1:L:292:LEU:CD1	1:L:319:THR:HG23	1.68	1.23

Continued on next page...

Continued from previous page...

Atom-1	Atom-2	Interatomic distance (Å)	Clash overlap (Å)
1:D:134:LEU:HD21	1:D:164:VAL:CG2	1.69	1.23
1:K:174:MET:HE3	1:K:241:LEU:CB	1.66	1.23
1:Q:190:GLU:CA	1:Q:217:ILE:HD11	1.69	1.23
1:E:188:SER:OG	1:E:189:PRO:HD2	1.32	1.23
1:O:350:THR:O	1:O:353:ILE:HG22	1.15	1.23
1:G:190:GLU:CA	1:G:217:ILE:HD11	1.69	1.23
1:L:35:MET:SD	1:L:40:LEU:HB2	1.77	1.23
1:E:292:LEU:CD1	1:E:319:THR:HG23	1.68	1.23
1:I:134:LEU:HD21	1:I:164:VAL:CG2	1.68	1.23
1:A:179:PHE:CE2	1:A:240:CYS:SG	2.30	1.23
1:J:292:LEU:CD1	1:J:319:THR:HG23	1.68	1.23
1:H:190:GLU:CA	1:H:217:ILE:HD11	1.69	1.23
1:P:190:GLU:CA	1:P:217:ILE:HD11	1.69	1.23
1:O:188:SER:OG	1:O:189:PRO:HD2	1.32	1.23
1:P:134:LEU:HD21	1:P:164:VAL:CG2	1.69	1.23
1:Q:35:MET:CE	1:Q:40:LEU:HD12	1.68	1.23
1:Q:35:MET:SD	1:Q:40:LEU:HB2	1.77	1.23
1:Q:79:GLU:O	1:Q:83:ILE:HD11	1.11	1.23
1:G:35:MET:SD	1:G:40:LEU:HB2	1.77	1.23
1:G:35:MET:CE	1:G:40:LEU:HD12	1.68	1.23
1:A:88:LEU:HD12	1:F:87:PHE:CE2	1.73	1.23
1:C:88:LEU:HD12	1:O:87:PHE:CE2	1.73	1.23
1:I:87:PHE:CE2	1:M:88:LEU:HD12	1.73	1.23
1:D:35:MET:SD	1:D:40:LEU:HB2	1.77	1.23
1:N:93:LYS:HE2	1:N:97:ARG:NH2	1.52	1.23
1:K:292:LEU:CD1	1:K:319:THR:HG23	1.68	1.23
1:I:292:LEU:CD1	1:I:319:THR:HG23	1.68	1.23
1:O:134:LEU:HD21	1:O:164:VAL:CG2	1.68	1.23
1:O:292:LEU:CD1	1:O:319:THR:HG23	1.68	1.23
1:N:292:LEU:CD1	1:N:319:THR:HG23	1.68	1.23
1:H:134:LEU:HD21	1:H:164:VAL:CG2	1.69	1.23
1:K:188:SER:OG	1:K:189:PRO:HD2	1.32	1.23
1:I:350:THR:O	1:I:353:ILE:HG22	1.15	1.23
1:E:87:PHE:CE2	1:Q:88:LEU:HD12	1.73	1.23
1:A:87:PHE:CE2	1:F:88:LEU:HD12	1.73	1.23
1:J:87:PHE:CE2	1:N:88:LEU:HD12	1.73	1.23
1:J:88:LEU:HD12	1:N:87:PHE:CE2	1.73	1.23
1:E:150:ASP:HB3	1:E:266:THR:OG1	1.05	1.23
1:G:134:LEU:HD21	1:G:164:VAL:CG2	1.68	1.23
1:I:188:SER:OG	1:I:189:PRO:HD2	1.32	1.22
1:E:88:LEU:HD12	1:Q:87:PHE:CE2	1.73	1.22

Continued on next page...

Continued from previous page...

Atom-1	Atom-2	Interatomic distance (Å)	Clash overlap (Å)
1:G:87:PHE:CE2	1:K:88:LEU:HD12	1.73	1.22
1:G:88:LEU:HD12	1:K:87:PHE:CE2	1.73	1.22
1:O:35:MET:CE	1:O:40:LEU:HD12	1.68	1.22
1:I:35:MET:CE	1:I:40:LEU:HD12	1.68	1.22
1:J:93:LYS:HE2	1:J:97:ARG:NH2	1.52	1.22
1:K:150:ASP:HB3	1:K:266:THR:OG1	1.05	1.22
1:Q:134:LEU:HD21	1:Q:164:VAL:CG2	1.68	1.22
1:Q:150:ASP:HB3	1:Q:266:THR:OG1	1.05	1.22
1:G:150:ASP:HB3	1:G:266:THR:OG1	1.05	1.22
1:C:134:LEU:HD21	1:C:164:VAL:CG2	1.68	1.22
1:M:117:ASN:ND2	1:M:162:LEU:HD22	1.40	1.22
1:L:150:ASP:HB3	1:L:266:THR:OG1	1.05	1.22
1:O:190:GLU:CA	1:O:217:ILE:HD11	1.69	1.22
1:F:190:GLU:CA	1:F:217:ILE:HD11	1.69	1.22
1:A:188:SER:OG	1:A:189:PRO:HD2	1.32	1.22
1:G:79:GLU:O	1:G:83:ILE:HD11	1.11	1.22
1:K:93:LYS:HE2	1:K:97:ARG:NH2	1.52	1.22
1:M:134:LEU:HD21	1:M:164:VAL:CG2	1.68	1.22
1:D:150:ASP:HB3	1:D:266:THR:OG1	1.05	1.22
1:H:292:LEU:CD1	1:H:319:THR:HG23	1.68	1.22
1:A:190:GLU:CA	1:A:217:ILE:HD11	1.69	1.22
1:I:190:GLU:CA	1:I:217:ILE:HD11	1.69	1.22
1:P:292:LEU:CD1	1:P:319:THR:HG23	1.68	1.22
1:E:93:LYS:HE2	1:E:97:ARG:NH2	1.52	1.22
1:A:134:LEU:HD21	1:A:164:VAL:CG2	1.69	1.22
1:C:292:LEU:CD1	1:C:319:THR:HG23	1.68	1.22
1:M:292:LEU:CD1	1:M:319:THR:HG23	1.68	1.22
1:F:134:LEU:HD21	1:F:164:VAL:CG2	1.69	1.22
1:F:292:LEU:CD1	1:F:319:THR:HG23	1.68	1.22
1:M:35:MET:CE	1:M:40:LEU:HD12	1.68	1.22
1:Q:292:LEU:CD1	1:Q:319:THR:HG23	1.68	1.22
1:O:164:VAL:O	1:O:170:VAL:HG21	1.30	1.22
1:F:188:SER:OG	1:F:189:PRO:HD2	1.32	1.22
1:D:88:LEU:HD12	1:P:87:PHE:CE2	1.73	1.22
1:P:12:TYR:OH	1:P:93:LYS:HD2	1.35	1.22
1:P:93:LYS:HE2	1:P:97:ARG:NH2	1.52	1.22
1:H:87:PHE:CE2	1:L:88:LEU:HD12	1.73	1.22
1:L:93:LYS:HE2	1:L:97:ARG:NH2	1.52	1.22
1:D:93:LYS:HE2	1:D:97:ARG:NH2	1.52	1.22
1:D:87:PHE:CE2	1:P:88:LEU:HD12	1.73	1.22
1:E:134:LEU:HD21	1:E:164:VAL:CG2	1.68	1.22

Continued on next page...

Continued from previous page...

Atom-1	Atom-2	Interatomic distance (Å)	Clash overlap (Å)
1:G:292:LEU:CD1	1:G:319:THR:HG23	1.68	1.22
1:C:117:ASN:ND2	1:C:162:LEU:HD22	1.40	1.22
1:Q:174:MET:HE3	1:Q:241:LEU:CB	1.67	1.21
1:H:93:LYS:HE2	1:H:97:ARG:NH2	1.52	1.21
1:C:35:MET:CE	1:C:40:LEU:HD12	1.68	1.21
1:F:12:TYR:OH	1:F:93:LYS:HD2	1.35	1.21
1:H:88:LEU:HD12	1:L:87:PHE:CE2	1.73	1.21
1:L:35:MET:CE	1:L:40:LEU:HD12	1.68	1.21
1:A:292:LEU:CD1	1:A:319:THR:HG23	1.68	1.21
1:K:134:LEU:HD21	1:K:164:VAL:CG2	1.68	1.21
1:D:53:ASP:OD1	1:D:54:ALA:N	1.72	1.21
1:O:241:LEU:HD12	1:O:261:LYS:O	1.40	1.21
1:E:190:GLU:CA	1:E:217:ILE:HD11	1.69	1.21
1:D:35:MET:CE	1:D:40:LEU:HD12	1.68	1.21
1:N:35:MET:CE	1:N:40:LEU:HD12	1.68	1.21
1:I:164:VAL:O	1:I:170:VAL:HG21	1.30	1.21
1:N:179:PHE:CE2	1:N:240:CYS:SG	2.34	1.21
1:J:179:PHE:CE2	1:J:240:CYS:SG	2.34	1.21
1:L:53:ASP:OD1	1:L:54:ALA:N	1.72	1.21
1:J:150:ASP:HB3	1:J:266:THR:OG1	1.05	1.21
1:I:241:LEU:HD12	1:I:261:LYS:O	1.40	1.21
1:K:190:GLU:CA	1:K:217:ILE:HD11	1.69	1.21
1:H:12:TYR:OH	1:H:93:LYS:HD2	1.35	1.21
1:C:87:PHE:CE2	1:O:88:LEU:HD12	1.73	1.21
1:N:190:GLU:CA	1:N:217:ILE:HD11	1.69	1.21
1:A:35:MET:CE	1:A:40:LEU:HD12	1.68	1.21
1:J:35:MET:CE	1:J:40:LEU:HD12	1.68	1.21
1:N:150:ASP:HB3	1:N:266:THR:OG1	1.05	1.21
1:I:88:LEU:HD12	1:M:87:PHE:CE2	1.73	1.21
1:A:12:TYR:OH	1:A:93:LYS:HD2	1.35	1.21
1:A:174:MET:CE	1:A:241:LEU:CB	2.15	1.21
1:D:94:THR:O	1:D:98:GLN:HG2	1.34	1.21
1:A:53:ASP:OD1	1:A:54:ALA:N	1.72	1.21
1:Q:179:PHE:CE2	1:Q:240:CYS:SG	2.34	1.21
1:G:179:PHE:CE2	1:G:240:CYS:SG	2.34	1.21
1:Q:53:ASP:OD1	1:Q:54:ALA:N	1.72	1.21
1:F:53:ASP:OD1	1:F:54:ALA:N	1.72	1.21
1:M:241:LEU:HD12	1:M:261:LYS:O	1.40	1.21
1:J:190:GLU:CA	1:J:217:ILE:HD11	1.69	1.21
1:F:35:MET:CE	1:F:40:LEU:HD12	1.68	1.21
1:H:179:PHE:CE2	1:H:240:CYS:SG	2.34	1.21

Continued on next page...

Continued from previous page...

Atom-1	Atom-2	Interatomic distance (Å)	Clash overlap (Å)
1:C:179:PHE:CE2	1:C:240:CYS:SG	2.34	1.21
1:C:241:LEU:HD12	1:C:261:LYS:O	1.40	1.20
1:D:190:GLU:CA	1:D:217:ILE:HD11	1.69	1.20
1:D:241:LEU:HD12	1:D:261:LYS:O	1.40	1.20
1:K:241:LEU:HD12	1:K:261:LYS:O	1.40	1.20
1:E:35:MET:CE	1:E:40:LEU:HD12	1.68	1.20
1:G:53:ASP:OD1	1:G:54:ALA:N	1.72	1.20
1:N:53:ASP:OD1	1:N:54:ALA:N	1.72	1.20
1:M:179:PHE:CE2	1:M:240:CYS:SG	2.34	1.20
1:P:179:PHE:CE2	1:P:240:CYS:SG	2.34	1.20
1:L:190:GLU:CA	1:L:217:ILE:HD11	1.69	1.20
1:L:241:LEU:HD12	1:L:261:LYS:O	1.40	1.20
1:C:190:GLU:CA	1:C:217:ILE:HD11	1.69	1.20
1:K:35:MET:CE	1:K:40:LEU:HD12	1.68	1.20
1:A:93:LYS:HE2	1:A:97:ARG:NH2	1.52	1.20
1:A:150:ASP:HB3	1:A:266:THR:OG1	1.05	1.20
1:L:94:THR:O	1:L:98:GLN:HG2	1.34	1.20
1:C:53:ASP:OD1	1:C:54:ALA:N	1.72	1.20
1:K:53:ASP:OD1	1:K:54:ALA:N	1.72	1.20
1:E:53:ASP:OD1	1:E:54:ALA:N	1.72	1.20
1:O:53:ASP:OD1	1:O:54:ALA:N	1.72	1.20
1:I:53:ASP:OD1	1:I:54:ALA:N	1.72	1.20
1:J:53:ASP:OD1	1:J:54:ALA:N	1.72	1.20
1:O:179:PHE:CE2	1:O:240:CYS:SG	2.34	1.20
1:L:117:ASN:ND2	1:L:162:LEU:HD22	1.40	1.20
1:E:241:LEU:HD12	1:E:261:LYS:O	1.40	1.20
1:M:190:GLU:CA	1:M:217:ILE:HD11	1.69	1.20
1:F:93:LYS:HE2	1:F:97:ARG:NH2	1.52	1.20
1:I:179:PHE:CE2	1:I:240:CYS:SG	2.34	1.20
1:M:53:ASP:OD1	1:M:54:ALA:N	1.72	1.20
1:D:117:ASN:ND2	1:D:162:LEU:HD22	1.40	1.20
1:H:150:ASP:HB3	1:H:266:THR:OG1	1.05	1.20
1:F:150:ASP:HB3	1:F:266:THR:OG1	1.05	1.20
1:C:150:ASP:HB3	1:C:266:THR:OG1	1.05	1.20
1:F:241:LEU:HD12	1:F:261:LYS:O	1.40	1.20
1:Q:241:LEU:HD12	1:Q:261:LYS:O	1.40	1.20
1:J:241:LEU:HD12	1:J:261:LYS:O	1.40	1.19
1:P:150:ASP:HB3	1:P:266:THR:OG1	1.05	1.19
1:M:150:ASP:HB3	1:M:266:THR:OG1	1.05	1.19
1:P:518:LEU:HD21	1:P:646:UNK:O	1.42	1.19
1:K:179:PHE:CE2	1:K:240:CYS:SG	2.34	1.19

Continued on next page...

Continued from previous page...

Atom-1	Atom-2	Interatomic distance (Å)	Clash overlap (Å)
1:G:241:LEU:HD12	1:G:261:LYS:O	1.40	1.19
1:O:150:ASP:HB3	1:O:266:THR:OG1	1.05	1.19
1:C:94:THR:O	1:C:98:GLN:HG2	1.35	1.19
1:E:179:PHE:CE2	1:E:240:CYS:SG	2.34	1.19
1:H:518:LEU:HD21	1:H:646:UNK:O	1.42	1.19
1:N:241:LEU:HD12	1:N:261:LYS:O	1.40	1.19
1:E:241:LEU:HD21	1:E:263:LEU:CD2	1.71	1.19
1:L:81:LEU:O	1:L:85:TYR:HB2	1.43	1.19
1:N:518:LEU:HD21	1:N:646:UNK:O	1.42	1.19
1:O:518:LEU:HD21	1:O:646:UNK:O	1.42	1.19
1:Q:518:LEU:HD21	1:Q:646:UNK:O	1.42	1.19
1:L:179:PHE:CE2	1:L:240:CYS:SG	2.34	1.19
1:M:518:LEU:HD21	1:M:646:UNK:O	1.42	1.19
1:O:241:LEU:HD21	1:O:263:LEU:CD2	1.71	1.19
1:K:241:LEU:HD21	1:K:263:LEU:CD2	1.71	1.19
1:H:241:LEU:HD12	1:H:261:LYS:O	1.40	1.19
1:P:241:LEU:HD21	1:P:263:LEU:CD2	1.71	1.19
1:D:81:LEU:O	1:D:85:TYR:HB2	1.43	1.19
1:L:12:TYR:OH	1:L:93:LYS:HD2	1.35	1.19
1:I:150:ASP:HB3	1:I:266:THR:OG1	1.05	1.19
1:F:179:PHE:CE2	1:F:240:CYS:SG	2.34	1.19
1:G:518:LEU:HD21	1:G:646:UNK:O	1.42	1.19
1:I:518:LEU:HD21	1:I:646:UNK:O	1.42	1.19
1:J:518:LEU:HD21	1:J:646:UNK:O	1.42	1.19
1:D:179:PHE:CE2	1:D:240:CYS:SG	2.34	1.19
1:P:53:ASP:OD1	1:P:54:ALA:N	1.72	1.19
1:I:241:LEU:HD21	1:I:263:LEU:CD2	1.71	1.19
1:H:241:LEU:HD21	1:H:263:LEU:CD2	1.71	1.19
1:Q:241:LEU:HD21	1:Q:263:LEU:CD2	1.71	1.19
1:M:94:THR:O	1:M:98:GLN:HG2	1.35	1.19
1:C:518:LEU:HD21	1:C:646:UNK:O	1.42	1.19
1:A:518:LEU:HD21	1:A:646:UNK:O	1.42	1.19
1:M:174:MET:HE2	1:M:241:LEU:HB2	1.21	1.18
1:L:241:LEU:HD21	1:L:263:LEU:CD2	1.71	1.18
1:P:241:LEU:HD12	1:P:261:LYS:O	1.40	1.18
1:H:53:ASP:OD1	1:H:54:ALA:N	1.72	1.18
1:N:241:LEU:HD21	1:N:263:LEU:CD2	1.71	1.18
1:D:241:LEU:HD21	1:D:263:LEU:CD2	1.71	1.18
1:G:241:LEU:HD21	1:G:263:LEU:CD2	1.71	1.18
1:D:12:TYR:OH	1:D:93:LYS:HD2	1.35	1.18
1:J:241:LEU:HD21	1:J:263:LEU:CD2	1.71	1.18

Continued on next page...

Continued from previous page...

Atom-1	Atom-2	Interatomic distance (Å)	Clash overlap (Å)
1:C:174:MET:HE2	1:C:241:LEU:HB2	1.19	1.18
1:I:241:LEU:CD2	1:I:263:LEU:HD23	1.74	1.18
1:L:245:LEU:HA	1:L:265:THR:HG22	1.18	1.18
1:H:292:LEU:HD12	1:H:319:THR:CG2	1.74	1.18
1:F:241:LEU:HD21	1:F:263:LEU:CD2	1.71	1.18
1:P:292:LEU:HD12	1:P:319:THR:CG2	1.74	1.18
1:A:376:PRO:HB2	1:A:379:ALA:CB	1.74	1.18
1:Q:292:LEU:HD12	1:Q:319:THR:CG2	1.74	1.18
1:G:292:LEU:HD12	1:G:319:THR:CG2	1.74	1.18
1:J:241:LEU:CD2	1:J:263:LEU:HD23	1.74	1.18
1:O:241:LEU:CD2	1:O:263:LEU:HD23	1.74	1.18
1:H:241:LEU:CD2	1:H:263:LEU:HD23	1.74	1.18
1:P:241:LEU:CD2	1:P:263:LEU:HD23	1.74	1.18
1:F:376:PRO:HB2	1:F:379:ALA:CB	1.74	1.18
1:J:94:THR:O	1:J:98:GLN:HG2	1.34	1.18
1:F:518:LEU:HD21	1:F:646:UNK:O	1.42	1.18
1:N:241:LEU:CD2	1:N:263:LEU:HD23	1.74	1.18
1:D:245:LEU:HA	1:D:265:THR:HG22	1.18	1.18
1:P:35:MET:HA	1:P:35:MET:HE2	1.24	1.18
1:H:35:MET:HA	1:H:35:MET:HE2	1.25	1.18
1:G:376:PRO:HB2	1:G:379:ALA:CB	1.74	1.18
1:O:292:LEU:HD12	1:O:319:THR:CG2	1.74	1.18
1:L:518:LEU:HD21	1:L:646:UNK:O	1.42	1.18
1:F:292:LEU:HD12	1:F:319:THR:CG2	1.74	1.17
1:A:241:LEU:HD21	1:A:263:LEU:CD2	1.72	1.17
1:Q:376:PRO:HB2	1:Q:379:ALA:CB	1.74	1.17
1:I:292:LEU:HD12	1:I:319:THR:CG2	1.74	1.17
1:C:241:LEU:HD21	1:C:263:LEU:CD2	1.71	1.17
1:C:241:LEU:CD2	1:C:263:LEU:HD23	1.74	1.17
1:G:241:LEU:CD2	1:G:263:LEU:HD23	1.74	1.17
1:M:81:LEU:O	1:M:85:TYR:HB2	1.43	1.17
1:A:292:LEU:HD12	1:A:319:THR:CG2	1.74	1.17
1:D:376:PRO:HB2	1:D:379:ALA:CB	1.74	1.17
1:D:518:LEU:HD21	1:D:646:UNK:O	1.42	1.17
1:N:292:LEU:HD12	1:N:319:THR:CG2	1.74	1.17
1:M:241:LEU:HD21	1:M:263:LEU:CD2	1.71	1.17
1:M:241:LEU:CD2	1:M:263:LEU:HD23	1.74	1.17
1:L:292:LEU:HD12	1:L:319:THR:CG2	1.74	1.17
1:D:318:THR:HG22	1:D:319:THR:HA	1.26	1.17
1:Q:241:LEU:CD2	1:Q:263:LEU:HD23	1.74	1.17
1:K:35:MET:HE2	1:K:35:MET:HA	1.25	1.17

Continued on next page...

Continued from previous page...

Atom-1	Atom-2	Interatomic distance (Å)	Clash overlap (Å)
1:A:35:MET:HE2	1:A:35:MET:HA	1.24	1.17
1:E:318:THR:HG22	1:E:319:THR:HA	1.26	1.17
1:L:376:PRO:HB2	1:L:379:ALA:CB	1.74	1.17
1:M:292:LEU:HD12	1:M:319:THR:CG2	1.74	1.17
1:N:94:THR:O	1:N:98:GLN:HG2	1.34	1.17
1:J:292:LEU:HD12	1:J:319:THR:CG2	1.74	1.17
1:D:292:LEU:HD12	1:D:319:THR:CG2	1.74	1.17
1:K:318:THR:HG22	1:K:319:THR:HA	1.26	1.17
1:M:376:PRO:HB2	1:M:379:ALA:CB	1.74	1.17
1:C:376:PRO:HB2	1:C:379:ALA:CB	1.74	1.17
1:C:292:LEU:HD12	1:C:319:THR:CG2	1.74	1.17
1:Q:357:LEU:HD12	1:Q:430:LYS:NZ	1.59	1.17
1:C:81:LEU:O	1:C:85:TYR:HB2	1.43	1.17
1:Q:134:LEU:HD23	1:Q:164:VAL:CG1	1.75	1.17
1:G:134:LEU:HD23	1:G:164:VAL:CG1	1.75	1.17
1:I:94:THR:O	1:I:98:GLN:HG2	1.35	1.17
1:L:318:THR:HG22	1:L:319:THR:HA	1.26	1.16
1:D:122:LYS:CD	1:E:276:SER:OG	1.94	1.16
1:E:35:MET:HA	1:E:35:MET:HE2	1.25	1.16
1:O:81:LEU:O	1:O:85:TYR:HB2	1.43	1.16
1:N:81:LEU:O	1:N:85:TYR:HB2	1.43	1.16
1:O:376:PRO:HB2	1:O:379:ALA:CB	1.74	1.16
1:I:376:PRO:HB2	1:I:379:ALA:CB	1.74	1.16
1:J:376:PRO:HB2	1:J:379:ALA:CB	1.74	1.16
1:N:376:PRO:HB2	1:N:379:ALA:CB	1.74	1.16
1:K:134:LEU:HD23	1:K:164:VAL:CG1	1.75	1.16
1:E:134:LEU:HD23	1:E:164:VAL:CG1	1.75	1.16
1:G:245:LEU:HA	1:G:265:THR:HG22	1.28	1.16
1:L:276:SER:OG	1:M:122:LYS:CD	1.94	1.16
1:C:122:LYS:CD	1:D:276:SER:OG	1.94	1.16
1:M:276:SER:OG	1:N:122:LYS:CD	1.94	1.16
1:C:276:SER:OG	1:J:122:LYS:CD	1.94	1.16
1:K:276:SER:OG	1:L:122:LYS:CD	1.94	1.16
1:K:241:LEU:CD2	1:K:263:LEU:HD23	1.74	1.16
1:E:241:LEU:CD2	1:E:263:LEU:HD23	1.74	1.16
1:P:45:ILE:O	1:P:49:ILE:CD1	1.94	1.16
1:H:45:ILE:O	1:H:49:ILE:CD1	1.94	1.16
1:G:357:LEU:HD12	1:G:430:LYS:NZ	1.59	1.16
1:A:245:LEU:HA	1:A:265:THR:HG22	1.18	1.16
1:A:241:LEU:HD12	1:A:261:LYS:O	1.43	1.16
1:J:45:ILE:O	1:J:49:ILE:CD1	1.94	1.16

Continued on next page...

Continued from previous page...

Atom-1	Atom-2	Interatomic distance (Å)	Clash overlap (Å)
1:K:292:LEU:HD12	1:K:319:THR:CG2	1.74	1.16
1:E:292:LEU:HD12	1:E:319:THR:CG2	1.74	1.16
1:E:122:LYS:CD	1:F:276:SER:OG	1.94	1.16
1:Q:245:LEU:HA	1:Q:265:THR:HG22	1.28	1.16
1:I:134:LEU:HD23	1:I:164:VAL:CG1	1.75	1.16
1:O:134:LEU:HD23	1:O:164:VAL:CG1	1.75	1.16
1:Q:528:ILE:HG22	1:Q:539:VAL:HG21	1.28	1.16
1:Q:81:LEU:O	1:Q:85:TYR:HB2	1.43	1.16
1:G:81:LEU:O	1:G:85:TYR:HB2	1.43	1.16
1:C:45:ILE:O	1:C:49:ILE:CD1	1.94	1.16
1:M:45:ILE:O	1:M:49:ILE:CD1	1.94	1.16
1:I:81:LEU:O	1:I:85:TYR:HB2	1.43	1.16
1:O:45:ILE:O	1:O:49:ILE:CD1	1.94	1.16
1:I:45:ILE:O	1:I:49:ILE:CD1	1.94	1.16
1:N:45:ILE:O	1:N:49:ILE:CD1	1.94	1.16
1:K:376:PRO:HB2	1:K:379:ALA:CB	1.74	1.16
1:A:276:SER:OG	1:K:122:LYS:CD	1.94	1.16
1:A:171:GLN:HE21	1:A:178:ILE:HD11	1.08	1.16
1:E:94:THR:O	1:E:98:GLN:HG2	1.35	1.16
1:G:528:ILE:HG22	1:G:539:VAL:HG21	1.28	1.16
1:L:241:LEU:CD2	1:L:263:LEU:HD23	1.74	1.16
1:D:241:LEU:CD2	1:D:263:LEU:HD23	1.74	1.16
1:E:81:LEU:O	1:E:85:TYR:HB2	1.43	1.16
1:P:36:PRO:HG2	1:P:39:ILE:CG2	1.76	1.16
1:M:39:ILE:HD11	1:M:76:PHE:HB2	1.28	1.16
1:J:81:LEU:O	1:J:85:TYR:HB2	1.43	1.16
1:P:376:PRO:HB2	1:P:379:ALA:CB	1.74	1.16
1:E:376:PRO:HB2	1:E:379:ALA:CB	1.74	1.16
1:F:171:GLN:HE21	1:F:178:ILE:HD11	1.08	1.16
1:O:94:THR:O	1:O:98:GLN:HG2	1.35	1.16
1:H:36:PRO:HG2	1:H:39:ILE:CG2	1.76	1.16
1:C:39:ILE:HD11	1:C:76:PHE:HB2	1.28	1.16
1:F:35:MET:HE2	1:F:35:MET:HA	1.26	1.16
1:O:36:PRO:HG2	1:O:39:ILE:CG2	1.76	1.16
1:I:36:PRO:HG2	1:I:39:ILE:CG2	1.76	1.16
1:D:35:MET:HE3	1:D:40:LEU:HD12	1.20	1.16
1:H:376:PRO:HB2	1:H:379:ALA:CB	1.74	1.16
1:C:134:LEU:HD23	1:C:164:VAL:CG1	1.75	1.16
1:M:134:LEU:HD23	1:M:164:VAL:CG1	1.75	1.16
1:Q:171:GLN:HE21	1:Q:178:ILE:HD11	1.08	1.16
1:K:94:THR:O	1:K:98:GLN:HG2	1.35	1.16

Continued on next page...

Continued from previous page...

Atom-1	Atom-2	Interatomic distance (Å)	Clash overlap (Å)
1:F:241:LEU:CD2	1:F:263:LEU:HD23	1.74	1.15
1:F:318:THR:HG22	1:F:319:THR:HA	1.26	1.15
1:F:245:LEU:HA	1:F:265:THR:HG22	1.18	1.15
1:Q:45:ILE:O	1:Q:49:ILE:CD1	1.94	1.15
1:K:81:LEU:O	1:K:85:TYR:HB2	1.43	1.15
1:G:45:ILE:O	1:G:49:ILE:CD1	1.94	1.15
1:L:45:ILE:O	1:L:49:ILE:CD1	1.94	1.15
1:D:45:ILE:O	1:D:49:ILE:CD1	1.94	1.15
1:P:81:LEU:O	1:P:85:TYR:HB2	1.43	1.15
1:A:318:THR:HG22	1:A:319:THR:HA	1.26	1.15
1:N:36:PRO:HG2	1:N:39:ILE:CG2	1.76	1.15
1:C:318:THR:HG22	1:C:319:THR:HA	1.26	1.15
1:I:122:LYS:HB2	1:J:276:SER:OG	1.47	1.15
1:N:276:SER:OG	1:O:122:LYS:HB2	1.47	1.15
1:E:518:LEU:HD21	1:E:646:UNK:O	1.42	1.15
1:M:276:SER:OG	1:N:122:LYS:HB2	1.47	1.15
1:L:134:LEU:HD23	1:L:164:VAL:CG1	1.75	1.15
1:H:134:LEU:CD2	1:H:164:VAL:HG11	1.77	1.15
1:F:122:LYS:CD	1:G:276:SER:OG	1.94	1.15
1:P:134:LEU:CD2	1:P:164:VAL:HG11	1.77	1.15
1:Q:36:PRO:HG2	1:Q:39:ILE:CG2	1.76	1.15
1:K:39:ILE:HD11	1:K:76:PHE:HB2	1.28	1.15
1:C:39:ILE:HA	1:C:72:MET:HG3	1.28	1.15
1:H:81:LEU:O	1:H:85:TYR:HB2	1.43	1.15
1:A:134:LEU:HD23	1:A:164:VAL:CG1	1.75	1.15
1:J:36:PRO:HG2	1:J:39:ILE:CG2	1.76	1.15
1:N:276:SER:OG	1:O:122:LYS:CD	1.94	1.15
1:H:94:THR:O	1:H:98:GLN:HG2	1.34	1.15
1:C:276:SER:OG	1:J:122:LYS:HB2	1.47	1.15
1:D:134:LEU:HD23	1:D:164:VAL:CG1	1.75	1.15
1:F:134:LEU:HD23	1:F:164:VAL:CG1	1.75	1.15
1:G:36:PRO:HG2	1:G:39:ILE:CG2	1.76	1.15
1:E:122:LYS:HB2	1:F:276:SER:OG	1.47	1.15
1:Q:134:LEU:CD2	1:Q:164:VAL:HG11	1.77	1.15
1:G:134:LEU:CD2	1:G:164:VAL:HG11	1.77	1.15
1:G:171:GLN:HE21	1:G:178:ILE:HD11	1.08	1.15
1:I:122:LYS:CD	1:J:276:SER:OG	1.94	1.15
1:A:122:LYS:CD	1:Q:276:SER:OG	1.94	1.15
1:K:518:LEU:HD21	1:K:646:UNK:O	1.42	1.15
1:K:276:SER:OG	1:L:122:LYS:HB2	1.47	1.15
1:F:127:ARG:NH1	1:F:130:PRO:HG2	1.61	1.15

Continued on next page...

Continued from previous page...

Atom-1	Atom-2	Interatomic distance (Å)	Clash overlap (Å)
1:P:134:LEU:HD23	1:P:164:VAL:CG1	1.75	1.15
1:E:39:ILE:HD11	1:E:76:PHE:HB2	1.28	1.15
1:M:39:ILE:HA	1:M:72:MET:HG3	1.28	1.15
1:A:127:ARG:NH1	1:A:130:PRO:HG2	1.61	1.15
1:K:127:ARG:NH1	1:K:130:PRO:HG2	1.61	1.15
1:E:127:ARG:NH1	1:E:130:PRO:HG2	1.61	1.15
1:M:318:THR:HG22	1:M:319:THR:HA	1.26	1.15
1:P:528:ILE:HG22	1:P:539:VAL:HG21	1.28	1.15
1:L:127:ARG:NH1	1:L:130:PRO:HG2	1.61	1.15
1:D:127:ARG:NH1	1:D:130:PRO:HG2	1.61	1.15
1:D:122:LYS:HB2	1:E:276:SER:OG	1.47	1.15
1:H:174:MET:CE	1:H:241:LEU:HD22	1.77	1.15
1:P:174:MET:CE	1:P:241:LEU:HD22	1.77	1.15
1:A:241:LEU:CD2	1:A:263:LEU:HD23	1.75	1.15
1:A:134:LEU:CD2	1:A:164:VAL:HG11	1.77	1.15
1:A:276:SER:OG	1:K:122:LYS:HB2	1.47	1.15
1:E:245:LEU:HA	1:E:265:THR:HG22	1.28	1.15
1:I:134:LEU:CD2	1:I:164:VAL:HG11	1.77	1.15
1:O:134:LEU:CD2	1:O:164:VAL:HG11	1.77	1.15
1:P:94:THR:O	1:P:98:GLN:HG2	1.34	1.15
1:H:134:LEU:HD23	1:H:164:VAL:CG1	1.75	1.14
1:F:134:LEU:CD2	1:F:164:VAL:HG11	1.77	1.14
1:H:39:ILE:HA	1:H:72:MET:HG3	1.28	1.14
1:D:39:ILE:HA	1:D:72:MET:HG3	1.28	1.14
1:F:528:ILE:HG22	1:F:539:VAL:HG21	1.28	1.14
1:H:528:ILE:HG22	1:H:539:VAL:HG21	1.28	1.14
1:N:127:ARG:NH1	1:N:130:PRO:HG2	1.61	1.14
1:N:134:LEU:HD23	1:N:164:VAL:CG1	1.75	1.14
1:D:134:LEU:CD2	1:D:164:VAL:HG11	1.77	1.14
1:H:122:LYS:HB2	1:I:276:SER:OG	1.47	1.14
1:G:39:ILE:HA	1:G:72:MET:HG3	1.28	1.14
1:P:39:ILE:HA	1:P:72:MET:HG3	1.28	1.14
1:L:39:ILE:HA	1:L:72:MET:HG3	1.28	1.14
1:K:245:LEU:HA	1:K:265:THR:HG22	1.28	1.14
1:A:528:ILE:HG22	1:A:539:VAL:HG21	1.28	1.14
1:J:127:ARG:NH1	1:J:130:PRO:HG2	1.61	1.14
1:L:134:LEU:CD2	1:L:164:VAL:HG11	1.77	1.14
1:L:246:ASN:H	1:L:265:THR:HG23	1.12	1.14
1:D:246:ASN:H	1:D:265:THR:HG23	1.12	1.14
1:E:174:MET:CE	1:E:241:LEU:HD22	1.77	1.14
1:H:122:LYS:CD	1:I:276:SER:OG	1.94	1.14

Continued on next page...

Continued from previous page...

Atom-1	Atom-2	Interatomic distance (Å)	Clash overlap (Å)
1:O:276:SER:OG	1:P:122:LYS:CD	1.94	1.14
1:O:276:SER:OG	1:P:122:LYS:HB2	1.47	1.14
1:Q:174:MET:CE	1:Q:241:LEU:HD22	1.77	1.14
1:E:36:PRO:HG2	1:E:39:ILE:CG2	1.76	1.14
1:E:45:ILE:O	1:E:49:ILE:CD1	1.94	1.14
1:K:36:PRO:HG2	1:K:39:ILE:CG2	1.76	1.14
1:K:45:ILE:O	1:K:49:ILE:CD1	1.94	1.14
1:F:45:ILE:O	1:F:49:ILE:CD1	1.94	1.14
1:A:45:ILE:O	1:A:49:ILE:CD1	1.94	1.14
1:L:36:PRO:HG2	1:L:39:ILE:CG2	1.76	1.14
1:C:134:LEU:CD2	1:C:164:VAL:HG11	1.77	1.14
1:M:134:LEU:CD2	1:M:164:VAL:HG11	1.77	1.14
1:O:528:ILE:HG22	1:O:539:VAL:HG21	1.28	1.14
1:C:528:ILE:HG22	1:C:539:VAL:HG21	1.28	1.14
1:J:134:LEU:HD23	1:J:164:VAL:CG1	1.75	1.14
1:J:174:MET:HE2	1:J:241:LEU:HB2	1.24	1.14
1:M:174:MET:CE	1:M:241:LEU:HD22	1.77	1.14
1:C:174:MET:CE	1:C:241:LEU:HD22	1.77	1.14
1:L:174:MET:CE	1:L:241:LEU:HD22	1.77	1.14
1:D:174:MET:CE	1:D:241:LEU:HD22	1.77	1.14
1:K:174:MET:CE	1:K:241:LEU:HD22	1.77	1.14
1:Q:39:ILE:HD11	1:Q:76:PHE:HB2	1.28	1.14
1:G:174:MET:CE	1:G:241:LEU:HD22	1.77	1.14
1:A:81:LEU:O	1:A:85:TYR:HB2	1.43	1.14
1:F:81:LEU:O	1:F:85:TYR:HB2	1.43	1.14
1:D:36:PRO:HG2	1:D:39:ILE:CG2	1.76	1.14
1:Q:127:ARG:NH1	1:Q:130:PRO:HG2	1.61	1.14
1:L:276:SER:OG	1:M:122:LYS:HB2	1.47	1.14
1:N:174:MET:CE	1:N:241:LEU:HD22	1.77	1.14
1:J:174:MET:CE	1:J:241:LEU:HD22	1.77	1.14
1:Q:39:ILE:HA	1:Q:72:MET:HG3	1.28	1.14
1:P:43:GLU:HA	1:P:46:ASP:HB2	1.30	1.14
1:H:43:GLU:HA	1:H:46:ASP:HB2	1.30	1.14
1:M:36:PRO:HG2	1:M:39:ILE:CG2	1.76	1.14
1:A:39:ILE:HA	1:A:72:MET:HG3	1.28	1.14
1:O:12:TYR:OH	1:O:93:LYS:HD2	1.35	1.14
1:O:39:ILE:HA	1:O:72:MET:HG3	1.28	1.14
1:A:174:MET:CE	1:A:241:LEU:HD22	1.77	1.14
1:G:127:ARG:NH1	1:G:130:PRO:HG2	1.61	1.14
1:O:242:LEU:HD23	1:O:262:ILE:HG22	1.17	1.14
1:I:528:ILE:HG22	1:I:539:VAL:HG21	1.28	1.14

Continued on next page...

Continued from previous page...

Atom-1	Atom-2	Interatomic distance (Å)	Clash overlap (Å)
1:N:528:ILE:HG22	1:N:539:VAL:HG21	1.28	1.14
1:N:174:MET:HE2	1:N:241:LEU:HB2	1.21	1.13
1:J:245:LEU:HA	1:J:265:THR:HG22	1.18	1.13
1:I:174:MET:CE	1:I:241:LEU:HD22	1.77	1.13
1:F:174:MET:CE	1:F:241:LEU:HD22	1.77	1.13
1:G:39:ILE:HD11	1:G:76:PHE:HB2	1.28	1.13
1:E:43:GLU:HA	1:E:46:ASP:HB2	1.30	1.13
1:K:39:ILE:HA	1:K:72:MET:HG3	1.28	1.13
1:K:43:GLU:HA	1:K:46:ASP:HB2	1.30	1.13
1:C:36:PRO:HG2	1:C:39:ILE:CG2	1.76	1.13
1:A:36:PRO:HG2	1:A:39:ILE:CG2	1.76	1.13
1:I:39:ILE:HA	1:I:72:MET:HG3	1.28	1.13
1:A:127:ARG:HH12	1:A:130:PRO:HG2	1.13	1.13
1:J:35:MET:HE2	1:J:35:MET:HA	1.30	1.13
1:P:276:SER:OG	1:Q:122:LYS:CD	1.94	1.13
1:C:127:ARG:NH1	1:C:130:PRO:HG2	1.61	1.13
1:M:127:ARG:NH1	1:M:130:PRO:HG2	1.61	1.13
1:O:127:ARG:NH1	1:O:130:PRO:HG2	1.61	1.13
1:E:171:GLN:HE21	1:E:178:ILE:HD11	1.08	1.13
1:K:171:GLN:HE21	1:K:178:ILE:HD11	1.08	1.13
1:G:122:LYS:CD	1:H:276:SER:OG	1.94	1.13
1:C:122:LYS:HB2	1:D:276:SER:OG	1.47	1.13
1:A:94:THR:O	1:A:98:GLN:HG2	1.34	1.13
1:D:528:ILE:HG22	1:D:539:VAL:HG21	1.28	1.13
1:L:528:ILE:HG22	1:L:539:VAL:HG21	1.28	1.13
1:M:528:ILE:HG22	1:M:539:VAL:HG21	1.28	1.13
1:N:318:THR:HG22	1:N:319:THR:HA	1.26	1.13
1:O:174:MET:CE	1:O:241:LEU:HD22	1.77	1.13
1:F:36:PRO:HG2	1:F:39:ILE:CG2	1.76	1.13
1:Q:242:LEU:HD23	1:Q:262:ILE:HG22	1.17	1.13
1:G:242:LEU:HD23	1:G:262:ILE:HG22	1.17	1.13
1:F:94:THR:O	1:F:98:GLN:HG2	1.34	1.13
1:N:245:LEU:HA	1:N:265:THR:HG22	1.18	1.13
1:H:190:GLU:HB3	1:H:217:ILE:HD13	1.29	1.13
1:F:127:ARG:HH12	1:F:130:PRO:HG2	1.13	1.13
1:E:39:ILE:HA	1:E:72:MET:HG3	1.28	1.13
1:F:39:ILE:HA	1:F:72:MET:HG3	1.28	1.13
1:F:35:MET:HE3	1:F:40:LEU:HD12	1.31	1.13
1:E:134:LEU:CD2	1:E:164:VAL:HG11	1.77	1.13
1:I:127:ARG:NH1	1:I:130:PRO:HG2	1.61	1.13
1:I:242:LEU:HD23	1:I:262:ILE:HG22	1.17	1.13

Continued on next page...

Continued from previous page...

Atom-1	Atom-2	Interatomic distance (Å)	Clash overlap (Å)
1:F:118:GLN:OE1	1:G:253:TRP:CZ3	2.01	1.13
1:A:118:GLN:OE1	1:Q:253:TRP:CZ3	2.01	1.13
1:E:118:GLN:OE1	1:F:253:TRP:CZ3	2.01	1.13
1:J:318:THR:HG22	1:J:319:THR:HA	1.26	1.13
1:Q:35:MET:HE2	1:Q:35:MET:HA	1.30	1.13
1:A:285:LEU:HD13	1:A:290:MET:CB	1.79	1.13
1:K:134:LEU:CD2	1:K:164:VAL:HG11	1.77	1.13
1:J:528:ILE:HG22	1:J:539:VAL:HG21	1.28	1.13
1:A:253:TRP:CZ3	1:K:118:GLN:OE1	2.01	1.13
1:N:134:LEU:CD2	1:N:164:VAL:HG11	1.77	1.12
1:P:357:LEU:HD12	1:P:430:LYS:NZ	1.59	1.13
1:P:190:GLU:HB3	1:P:217:ILE:HD13	1.29	1.13
1:L:285:LEU:HD13	1:L:290:MET:CB	1.79	1.12
1:F:285:LEU:HD13	1:F:290:MET:CB	1.79	1.13
1:P:171:GLN:HE21	1:P:178:ILE:HD11	1.08	1.13
1:G:118:GLN:OE1	1:H:253:TRP:CZ3	2.01	1.13
1:D:285:LEU:HD13	1:D:290:MET:CB	1.79	1.12
1:F:357:LEU:HD12	1:F:430:LYS:NZ	1.59	1.12
1:G:35:MET:HE2	1:G:35:MET:HA	1.30	1.13
1:N:39:ILE:HA	1:N:72:MET:HG3	1.28	1.12
1:P:253:TRP:CZ3	1:Q:118:GLN:OE1	2.01	1.12
1:D:118:GLN:OE1	1:E:253:TRP:CZ3	2.01	1.12
1:J:134:LEU:CD2	1:J:164:VAL:HG11	1.77	1.12
1:J:39:ILE:HA	1:J:72:MET:HG3	1.28	1.12
1:G:122:LYS:HB2	1:H:276:SER:OG	1.47	1.12
1:G:94:THR:O	1:G:98:GLN:HG2	1.35	1.12
1:K:253:TRP:CZ3	1:L:118:GLN:OE1	2.01	1.12
1:P:783:UNK:CB	1:P:817:UNK:CB	2.28	1.12
1:H:171:GLN:HE21	1:H:178:ILE:HD11	1.08	1.12
1:Q:35:MET:HE3	1:Q:40:LEU:HD12	1.26	1.12
1:A:357:LEU:HD12	1:A:430:LYS:NZ	1.59	1.12
1:C:35:MET:HE3	1:C:40:LEU:HD12	1.19	1.12
1:M:35:MET:HE3	1:M:40:LEU:HD12	1.19	1.12
1:I:35:MET:HE2	1:I:35:MET:HA	1.32	1.12
1:L:43:GLU:HA	1:L:46:ASP:HB2	1.30	1.12
1:J:35:MET:HE3	1:J:40:LEU:HD12	1.26	1.12
1:P:276:SER:OG	1:Q:122:LYS:HB2	1.47	1.12
1:C:285:LEU:HD13	1:C:290:MET:CB	1.79	1.12
1:M:285:LEU:HD13	1:M:290:MET:CB	1.79	1.12
1:H:783:UNK:CB	1:H:817:UNK:CB	2.28	1.12
1:O:783:UNK:CB	1:O:817:UNK:CB	2.28	1.12

Continued on next page...

Continued from previous page...

Atom-1	Atom-2	Interatomic distance (Å)	Clash overlap (Å)
1:I:783:UNK:CB	1:I:817:UNK:CB	2.28	1.12
1:N:285:LEU:HD13	1:N:290:MET:CB	1.79	1.12
1:J:285:LEU:HD13	1:J:290:MET:CB	1.79	1.12
1:H:357:LEU:HD12	1:H:430:LYS:NZ	1.59	1.12
1:K:174:MET:HE1	1:K:241:LEU:HD22	1.26	1.12
1:G:35:MET:HE3	1:G:40:LEU:HD12	1.26	1.12
1:F:39:ILE:HD11	1:F:76:PHE:HB2	1.28	1.12
1:C:245:LEU:HA	1:C:265:THR:HG22	1.28	1.12
1:Q:783:UNK:CB	1:Q:817:UNK:CB	2.28	1.12
1:G:783:UNK:CB	1:G:817:UNK:CB	2.28	1.12
1:F:190:GLU:HB3	1:F:217:ILE:HD13	1.29	1.12
1:F:122:LYS:HB2	1:G:276:SER:OG	1.47	1.12
1:P:127:ARG:NH1	1:P:130:PRO:HG2	1.61	1.12
1:P:285:LEU:HD13	1:P:290:MET:CB	1.79	1.12
1:O:39:ILE:HD11	1:O:76:PHE:HB2	1.28	1.12
1:E:285:LEU:HD13	1:E:290:MET:CB	1.79	1.12
1:O:253:TRP:CZ3	1:P:118:GLN:OE1	2.01	1.12
1:H:118:GLN:OE1	1:I:253:TRP:CZ3	2.01	1.12
1:K:528:ILE:HG22	1:K:539:VAL:HG21	1.28	1.12
1:H:127:ARG:NH1	1:H:130:PRO:HG2	1.61	1.11
1:H:285:LEU:HD13	1:H:290:MET:CB	1.79	1.11
1:F:246:ASN:H	1:F:265:THR:HG23	1.12	1.11
1:I:39:ILE:HD11	1:I:76:PHE:HB2	1.28	1.11
1:D:43:GLU:HA	1:D:46:ASP:HB2	1.30	1.11
1:A:246:ASN:H	1:A:265:THR:HG23	1.11	1.11
1:E:369:PHE:CE1	1:E:410:LEU:HD23	1.85	1.11
1:K:369:PHE:CE1	1:K:410:LEU:HD23	1.85	1.11
1:K:285:LEU:HD13	1:K:290:MET:CB	1.79	1.11
1:I:246:ASN:H	1:I:265:THR:HG23	1.08	1.11
1:Q:94:THR:O	1:Q:98:GLN:HG2	1.35	1.11
1:L:253:TRP:CZ3	1:M:118:GLN:OE1	2.01	1.11
1:I:118:GLN:OE1	1:J:253:TRP:CZ3	2.01	1.11
1:C:253:TRP:CZ3	1:J:118:GLN:OE1	2.01	1.11
1:E:87:PHE:HE2	1:Q:88:LEU:HD12	0.98	1.11
1:A:239:ASN:HB2	1:A:261:LYS:HD2	1.32	1.11
1:Q:242:LEU:CD2	1:Q:262:ILE:HG22	1.81	1.11
1:Q:318:THR:HG22	1:Q:319:THR:HA	1.26	1.11
1:G:242:LEU:CD2	1:G:262:ILE:HG22	1.81	1.11
1:M:245:LEU:HA	1:M:265:THR:HG22	1.28	1.11
1:E:528:ILE:HG22	1:E:539:VAL:HG21	1.28	1.11
1:C:118:GLN:OE1	1:D:253:TRP:CZ3	2.01	1.11

Continued on next page...

Continued from previous page...

Atom-1	Atom-2	Interatomic distance (Å)	Clash overlap (Å)
1:N:253:TRP:CZ3	1:O:118:GLN:OE1	2.01	1.11
1:N:783:UNK:CB	1:N:817:UNK:CB	2.28	1.11
1:J:783:UNK:CB	1:J:817:UNK:CB	2.28	1.11
1:F:239:ASN:HB2	1:F:261:LYS:HD2	1.32	1.11
1:A:190:GLU:HB3	1:A:217:ILE:HD13	1.29	1.11
1:E:35:MET:HE3	1:E:40:LEU:HD12	1.32	1.11
1:A:88:LEU:HD12	1:F:87:PHE:HE2	0.98	1.11
1:A:39:ILE:HD11	1:A:76:PHE:HB2	1.28	1.11
1:O:35:MET:HA	1:O:35:MET:HE2	1.33	1.11
1:I:43:GLU:HA	1:I:46:ASP:HB2	1.30	1.11
1:D:369:PHE:CE1	1:D:410:LEU:HD23	1.85	1.11
1:L:369:PHE:CE1	1:L:410:LEU:HD23	1.85	1.11
1:G:285:LEU:HD13	1:G:290:MET:CB	1.79	1.11
1:C:127:ARG:HH12	1:C:130:PRO:HG2	1.13	1.11
1:I:318:THR:HG22	1:I:319:THR:HA	1.26	1.11
1:O:318:THR:HG22	1:O:319:THR:HA	1.26	1.11
1:A:256:PHE:O	1:A:258:LEU:CD2	1.99	1.11
1:F:256:PHE:O	1:F:258:LEU:CD2	1.99	1.11
1:D:256:PHE:O	1:D:258:LEU:CD2	1.99	1.11
1:L:256:PHE:O	1:L:258:LEU:CD2	1.99	1.11
1:A:122:LYS:HB2	1:Q:276:SER:OG	1.47	1.11
1:M:253:TRP:CZ3	1:N:118:GLN:OE1	2.01	1.11
1:K:783:UNK:CB	1:K:817:UNK:CB	2.28	1.11
1:L:783:UNK:CB	1:L:817:UNK:CB	2.28	1.11
1:K:35:MET:HE3	1:K:40:LEU:HD12	1.32	1.11
1:G:88:LEU:HD12	1:K:87:PHE:HE2	0.98	1.11
1:Q:285:LEU:HD13	1:Q:290:MET:CB	1.79	1.11
1:G:318:THR:HG22	1:G:319:THR:HA	1.26	1.11
1:M:127:ARG:HH12	1:M:130:PRO:HG2	1.13	1.11
1:I:285:LEU:HD13	1:I:290:MET:CB	1.79	1.11
1:I:242:LEU:CD2	1:I:262:ILE:HG22	1.81	1.11
1:O:242:LEU:CD2	1:O:262:ILE:HG22	1.81	1.11
1:O:246:ASN:H	1:O:265:THR:HG23	1.08	1.11
1:O:285:LEU:HD13	1:O:290:MET:CB	1.79	1.11
1:M:242:LEU:CD2	1:M:262:ILE:HG22	1.81	1.11
1:D:783:UNK:CB	1:D:817:UNK:CB	2.28	1.11
1:E:783:UNK:CB	1:E:817:UNK:CB	2.28	1.11
1:Q:174:MET:HE2	1:Q:241:LEU:CB	1.76	1.11
1:N:190:GLU:HB2	1:N:217:ILE:HD11	1.32	1.11
1:M:12:TYR:OH	1:M:93:LYS:HD2	1.35	1.11
1:H:369:PHE:CE1	1:H:410:LEU:HD23	1.85	1.11

Continued on next page...

Continued from previous page...

Atom-1	Atom-2	Interatomic distance (Å)	Clash overlap (Å)
1:O:369:PHE:CE1	1:O:410:LEU:HD23	1.85	1.11
1:I:369:PHE:CE1	1:I:410:LEU:HD23	1.85	1.11
1:F:369:PHE:CE1	1:F:410:LEU:HD23	1.85	1.11
1:A:369:PHE:CE1	1:A:410:LEU:HD23	1.85	1.11
1:K:242:LEU:CD2	1:K:262:ILE:HG22	1.81	1.11
1:C:246:ASN:H	1:C:265:THR:HG23	1.08	1.11
1:C:242:LEU:CD2	1:C:262:ILE:HG22	1.81	1.11
1:A:783:UNK:CB	1:A:817:UNK:CB	2.28	1.11
1:C:350:THR:HA	1:C:353:ILE:HG21	1.28	1.10
1:E:174:MET:HE2	1:E:241:LEU:HB2	1.14	1.10
1:Q:43:GLU:HA	1:Q:46:ASP:HB2	1.30	1.10
1:J:357:LEU:HD12	1:J:430:LYS:NZ	1.59	1.10
1:J:190:GLU:HB2	1:J:217:ILE:HD11	1.32	1.10
1:A:87:PHE:HE2	1:F:88:LEU:HD12	0.98	1.10
1:O:43:GLU:HA	1:O:46:ASP:HB2	1.30	1.10
1:O:35:MET:HE3	1:O:40:LEU:HD12	1.22	1.10
1:P:369:PHE:CE1	1:P:410:LEU:HD23	1.85	1.10
1:J:369:PHE:CE1	1:J:410:LEU:HD23	1.85	1.10
1:E:242:LEU:CD2	1:E:262:ILE:HG22	1.81	1.10
1:C:284:SER:O	1:C:290:MET:HG3	1.51	1.10
1:F:783:UNK:CB	1:F:817:UNK:CB	2.28	1.10
1:I:174:MET:HE2	1:I:241:LEU:HB2	1.19	1.10
1:L:284:SER:O	1:L:290:MET:HG3	1.51	1.10
1:E:174:MET:HE1	1:E:241:LEU:HD22	1.27	1.10
1:H:174:MET:HE2	1:H:241:LEU:HB2	1.24	1.10
1:Q:190:GLU:HB3	1:Q:217:ILE:HD13	1.29	1.10
1:J:350:THR:HA	1:J:353:ILE:HG21	1.28	1.10
1:N:357:LEU:HD12	1:N:430:LYS:NZ	1.59	1.10
1:N:369:PHE:CE1	1:N:410:LEU:HD23	1.85	1.10
1:K:242:LEU:HD23	1:K:262:ILE:HG22	1.17	1.10
1:M:284:SER:O	1:M:290:MET:HG3	1.51	1.10
1:M:246:ASN:H	1:M:265:THR:HG23	1.08	1.10
1:M:783:UNK:CB	1:M:817:UNK:CB	2.28	1.10
1:N:284:SER:O	1:N:290:MET:HG3	1.51	1.10
1:L:292:LEU:CD1	1:L:319:THR:CG2	2.30	1.10
1:D:292:LEU:CD1	1:D:319:THR:CG2	2.30	1.10
1:F:174:MET:HE2	1:F:241:LEU:HB2	1.24	1.10
1:F:284:SER:O	1:F:290:MET:HG3	1.51	1.10
1:P:245:LEU:HA	1:P:265:THR:HG22	1.18	1.10
1:G:239:ASN:HB2	1:G:261:LYS:HD2	1.32	1.10
1:C:12:TYR:OH	1:C:93:LYS:HD2	1.35	1.10

Continued on next page...

Continued from previous page...

Atom-1	Atom-2	Interatomic distance (Å)	Clash overlap (Å)
1:A:35:MET:HE3	1:A:40:LEU:HD12	1.33	1.10
1:L:39:ILE:CD1	1:L:76:PHE:HB2	1.82	1.10
1:D:39:ILE:CD1	1:D:76:PHE:HB2	1.82	1.10
1:A:284:SER:O	1:A:290:MET:HG3	1.51	1.10
1:E:242:LEU:HD23	1:E:262:ILE:HG22	1.17	1.10
1:C:783:UNK:CB	1:C:817:UNK:CB	2.28	1.10
1:J:284:SER:O	1:J:290:MET:HG3	1.51	1.10
1:L:127:ARG:HH12	1:L:130:PRO:HG2	1.13	1.10
1:L:174:MET:HE2	1:L:241:LEU:HB2	1.23	1.10
1:D:284:SER:O	1:D:290:MET:HG3	1.51	1.10
1:M:350:THR:HA	1:M:353:ILE:HG21	1.28	1.10
1:P:127:ARG:HH12	1:P:130:PRO:HG2	1.13	1.10
1:Q:239:ASN:HB2	1:Q:261:LYS:HD2	1.32	1.10
1:G:43:GLU:HA	1:G:46:ASP:HB2	1.30	1.10
1:G:87:PHE:HE2	1:K:88:LEU:HD12	0.98	1.10
1:D:39:ILE:HD11	1:D:76:PHE:HB2	1.28	1.10
1:K:284:SER:O	1:K:285:LEU:CD2	2.00	1.10
1:E:284:SER:O	1:E:285:LEU:CD2	2.00	1.10
1:M:369:PHE:CE1	1:M:410:LEU:HD23	1.85	1.10
1:C:369:PHE:CE1	1:C:410:LEU:HD23	1.85	1.10
1:G:284:SER:O	1:G:290:MET:HG3	1.51	1.10
1:M:292:LEU:CD1	1:M:319:THR:CG2	2.30	1.10
1:O:245:LEU:HA	1:O:265:THR:HG22	1.28	1.10
1:O:256:PHE:O	1:O:258:LEU:CD2	1.99	1.10
1:O:174:MET:HE2	1:O:241:LEU:HB2	1.17	1.10
1:L:284:SER:O	1:L:285:LEU:CD2	2.00	1.10
1:D:284:SER:O	1:D:285:LEU:CD2	2.00	1.10
1:K:239:ASN:HB2	1:K:261:LYS:HD2	1.32	1.10
1:H:127:ARG:HH12	1:H:130:PRO:HG2	1.13	1.10
1:G:190:GLU:HB3	1:G:217:ILE:HD13	1.29	1.10
1:N:350:THR:HA	1:N:353:ILE:HG21	1.28	1.10
1:Q:284:SER:O	1:Q:290:MET:HG3	1.51	1.10
1:C:292:LEU:CD1	1:C:319:THR:CG2	2.30	1.10
1:Q:256:PHE:O	1:Q:258:LEU:CD2	1.99	1.10
1:H:256:PHE:O	1:H:258:LEU:CD2	1.99	1.10
1:I:256:PHE:O	1:I:258:LEU:CD2	1.99	1.10
1:C:256:PHE:O	1:C:258:LEU:CD2	1.99	1.10
1:N:246:ASN:H	1:N:265:THR:HG23	1.12	1.09
1:D:171:GLN:HE21	1:D:178:ILE:HD11	1.08	1.09
1:K:174:MET:HE2	1:K:241:LEU:HB2	1.13	1.09
1:F:284:SER:O	1:F:285:LEU:CD2	2.00	1.09

Continued on next page...

Continued from previous page...

Atom-1	Atom-2	Interatomic distance (Å)	Clash overlap (Å)
1:D:357:LEU:HD12	1:D:430:LYS:NZ	1.59	1.09
1:F:350:THR:HA	1:F:353:ILE:HG21	1.28	1.09
1:E:33:GLN:OE1	1:E:45:ILE:CG1	2.00	1.09
1:L:33:GLN:OE1	1:L:45:ILE:CG1	2.00	1.09
1:D:33:GLN:OE1	1:D:45:ILE:CG1	2.00	1.09
1:A:284:SER:O	1:A:285:LEU:CD2	2.00	1.09
1:N:35:MET:HE3	1:N:40:LEU:HD12	1.13	1.09
1:I:284:SER:O	1:I:285:LEU:CD2	2.00	1.09
1:O:284:SER:O	1:O:285:LEU:CD2	2.00	1.09
1:C:242:LEU:HD23	1:C:262:ILE:HG22	1.17	1.09
1:G:256:PHE:O	1:G:258:LEU:CD2	1.99	1.09
1:P:256:PHE:O	1:P:258:LEU:CD2	1.99	1.09
1:N:256:PHE:O	1:N:258:LEU:CD2	1.99	1.09
1:M:256:PHE:O	1:M:258:LEU:CD2	1.99	1.09
1:J:246:ASN:H	1:J:265:THR:HG23	1.12	1.09
1:D:127:ARG:HH12	1:D:130:PRO:HG2	1.13	1.09
1:E:239:ASN:HB2	1:E:261:LYS:HD2	1.32	1.09
1:H:245:LEU:HA	1:H:265:THR:HG22	1.18	1.09
1:H:318:THR:HG22	1:H:319:THR:HA	1.26	1.09
1:P:317:LEU:HD12	1:P:323:ARG:HH22	1.17	1.09
1:I:357:LEU:HD12	1:I:430:LYS:NZ	1.59	1.09
1:E:88:LEU:HD12	1:Q:87:PHE:HE2	0.98	1.09
1:A:350:THR:HA	1:A:353:ILE:HG21	1.28	1.09
1:K:33:GLN:OE1	1:K:45:ILE:CG1	2.00	1.09
1:I:35:MET:HE3	1:I:40:LEU:HD12	1.23	1.09
1:D:87:PHE:HE2	1:P:88:LEU:HD12	0.98	1.09
1:J:39:ILE:CD1	1:J:76:PHE:HB2	1.82	1.09
1:N:39:ILE:CD1	1:N:76:PHE:HB2	1.82	1.09
1:N:33:GLN:OE1	1:N:45:ILE:CG1	2.00	1.09
1:E:246:ASN:H	1:E:265:THR:HG23	1.08	1.09
1:I:245:LEU:HA	1:I:265:THR:HG22	1.28	1.09
1:M:242:LEU:HD23	1:M:262:ILE:HG22	1.17	1.09
1:J:256:PHE:O	1:J:258:LEU:CD2	1.99	1.09
1:N:284:SER:O	1:N:285:LEU:CD2	2.00	1.09
1:N:292:LEU:CD1	1:N:319:THR:CG2	2.30	1.09
1:J:284:SER:O	1:J:285:LEU:CD2	2.00	1.09
1:L:171:GLN:HE21	1:L:178:ILE:HD11	1.08	1.09
1:D:174:MET:HE2	1:D:241:LEU:HB2	1.23	1.09
1:H:317:LEU:HD12	1:H:323:ARG:HH22	1.17	1.09
1:P:318:THR:HG22	1:P:319:THR:HA	1.26	1.09
1:L:357:LEU:HD12	1:L:430:LYS:NZ	1.59	1.09

Continued on next page...

Continued from previous page...

Atom-1	Atom-2	Interatomic distance (Å)	Clash overlap (Å)
1:I:350:THR:HA	1:I:353:ILE:HG21	1.28	1.09
1:Q:33:GLN:OE1	1:Q:45:ILE:CG1	2.00	1.09
1:C:33:GLN:OE1	1:C:45:ILE:CG1	2.00	1.09
1:M:33:GLN:OE1	1:M:45:ILE:CG1	2.00	1.09
1:F:39:ILE:CD1	1:F:76:PHE:HB2	1.82	1.09
1:A:39:ILE:CD1	1:A:76:PHE:HB2	1.82	1.09
1:K:350:THR:HA	1:K:353:ILE:HG21	1.28	1.09
1:E:350:THR:HA	1:E:353:ILE:HG21	1.28	1.09
1:L:39:ILE:HD11	1:L:76:PHE:HB2	1.28	1.09
1:J:33:GLN:OE1	1:J:45:ILE:CG1	2.00	1.09
1:Q:369:PHE:CE1	1:Q:410:LEU:HD23	1.85	1.09
1:E:256:PHE:O	1:E:258:LEU:CD2	1.99	1.09
1:K:256:PHE:O	1:K:258:LEU:CD2	1.99	1.09
1:N:164:VAL:O	1:N:170:VAL:CG2	2.01	1.09
1:J:164:VAL:O	1:J:170:VAL:CG2	2.01	1.09
1:J:292:LEU:CD1	1:J:319:THR:CG2	2.30	1.09
1:L:164:VAL:O	1:L:170:VAL:CG2	2.01	1.09
1:L:322:ARG:CZ	1:L:352:ILE:HD11	1.83	1.09
1:D:164:VAL:O	1:D:170:VAL:CG2	2.01	1.09
1:D:322:ARG:CZ	1:D:352:ILE:HD11	1.83	1.09
1:C:357:LEU:HD12	1:C:430:LYS:NZ	1.59	1.09
1:H:284:SER:O	1:H:285:LEU:CD2	2.00	1.09
1:P:284:SER:O	1:P:285:LEU:CD2	2.00	1.09
1:P:174:MET:HE2	1:P:241:LEU:HB2	1.17	1.09
1:Q:174:MET:HE1	1:Q:241:LEU:HD22	1.25	1.09
1:G:33:GLN:OE1	1:G:45:ILE:CG1	2.00	1.09
1:H:39:ILE:HD11	1:H:76:PHE:HB2	1.28	1.09
1:F:33:GLN:OE1	1:F:45:ILE:CG1	2.00	1.09
1:H:88:LEU:HD12	1:L:87:PHE:HE2	0.98	1.09
1:J:87:PHE:HE2	1:N:88:LEU:HD12	0.98	1.09
1:J:88:LEU:HD12	1:N:87:PHE:HE2	0.98	1.09
1:G:369:PHE:CE1	1:G:410:LEU:HD23	1.85	1.09
1:C:164:VAL:O	1:C:170:VAL:CG2	2.01	1.09
1:M:164:VAL:O	1:M:170:VAL:CG2	2.01	1.09
1:I:164:VAL:O	1:I:170:VAL:CG2	2.01	1.09
1:O:164:VAL:O	1:O:170:VAL:CG2	2.01	1.09
1:O:284:SER:O	1:O:290:MET:HG3	1.51	1.09
1:C:174:MET:HE1	1:C:241:LEU:HD22	1.31	1.09
1:H:117:ASN:HD21	1:H:162:LEU:HD21	0.93	1.09
1:H:284:SER:O	1:H:290:MET:HG3	1.51	1.09
1:P:164:VAL:O	1:P:170:VAL:CG2	2.01	1.09

Continued on next page...

Continued from previous page...

Atom-1	Atom-2	Interatomic distance (Å)	Clash overlap (Å)
1:D:350:THR:HA	1:D:353:ILE:HG21	1.28	1.09
1:O:357:LEU:HD12	1:O:430:LYS:NZ	1.59	1.09
1:E:39:ILE:CD1	1:E:76:PHE:HB2	1.82	1.09
1:F:43:GLU:HA	1:F:46:ASP:HB2	1.30	1.09
1:A:33:GLN:OE1	1:A:45:ILE:CG1	2.00	1.09
1:O:39:ILE:CD1	1:O:76:PHE:HB2	1.82	1.09
1:I:39:ILE:CD1	1:I:76:PHE:HB2	1.82	1.09
1:C:284:SER:O	1:C:285:LEU:CD2	2.00	1.09
1:M:284:SER:O	1:M:285:LEU:CD2	2.00	1.09
1:I:322:ARG:CZ	1:I:352:ILE:HD11	1.83	1.09
1:O:322:ARG:CZ	1:O:352:ILE:HD11	1.83	1.09
1:K:117:ASN:HD21	1:K:162:LEU:HD21	0.93	1.09
1:Q:117:ASN:HD21	1:Q:162:LEU:HD21	0.93	1.09
1:H:164:VAL:O	1:H:170:VAL:CG2	2.01	1.08
1:C:190:GLU:HB2	1:C:217:ILE:HD11	1.32	1.08
1:P:117:ASN:HD21	1:P:162:LEU:HD21	0.93	1.08
1:L:350:THR:HA	1:L:353:ILE:HG21	1.28	1.08
1:O:350:THR:HA	1:O:353:ILE:HG21	1.28	1.08
1:K:39:ILE:CD1	1:K:76:PHE:HB2	1.82	1.08
1:D:35:MET:HE2	1:D:35:MET:HA	1.35	1.08
1:K:246:ASN:H	1:K:265:THR:HG23	1.08	1.08
1:I:284:SER:O	1:I:290:MET:HG3	1.51	1.08
1:O:292:LEU:CD1	1:O:319:THR:CG2	2.30	1.08
1:E:117:ASN:HD21	1:E:162:LEU:HD21	0.93	1.08
1:J:231:LEU:O	1:J:234:SER:OG	1.71	1.08
1:N:322:ARG:CZ	1:N:352:ILE:HD11	1.83	1.08
1:M:357:LEU:HD12	1:M:430:LYS:NZ	1.59	1.08
1:P:284:SER:O	1:P:290:MET:HG3	1.51	1.08
1:P:292:LEU:CD1	1:P:319:THR:CG2	2.30	1.08
1:Q:82:ARG:HG3	1:Q:83:ILE:HD13	1.36	1.08
1:G:82:ARG:HG3	1:G:83:ILE:HD13	1.36	1.08
1:G:39:ILE:CD1	1:G:76:PHE:HB2	1.82	1.08
1:P:39:ILE:CD1	1:P:76:PHE:HB2	1.82	1.08
1:P:39:ILE:HD11	1:P:76:PHE:HB2	1.28	1.08
1:J:39:ILE:HD11	1:J:76:PHE:HB2	1.28	1.08
1:Q:284:SER:O	1:Q:285:LEU:CD2	2.00	1.08
1:Q:246:ASN:H	1:Q:265:THR:HG23	1.08	1.08
1:Q:292:LEU:CD1	1:Q:319:THR:CG2	2.30	1.08
1:G:117:ASN:HD21	1:G:162:LEU:HD21	0.93	1.08
1:O:171:GLN:HE21	1:O:178:ILE:HD11	1.08	1.08
1:N:231:LEU:O	1:N:234:SER:OG	1.71	1.08

Continued on next page...

Continued from previous page...

Atom-1	Atom-2	Interatomic distance (Å)	Clash overlap (Å)
1:O:231:LEU:O	1:O:234:SER:OG	1.71	1.08
1:J:322:ARG:CZ	1:J:352:ILE:HD11	1.83	1.08
1:F:322:ARG:CZ	1:F:352:ILE:HD11	1.83	1.08
1:M:190:GLU:HB2	1:M:217:ILE:HD11	1.32	1.08
1:Q:39:ILE:CD1	1:Q:76:PHE:HB2	1.82	1.08
1:P:33:GLN:OE1	1:P:45:ILE:CG1	2.00	1.08
1:H:39:ILE:CD1	1:H:76:PHE:HB2	1.82	1.08
1:C:39:ILE:CD1	1:C:76:PHE:HB2	1.82	1.08
1:A:43:GLU:HA	1:A:46:ASP:HB2	1.30	1.08
1:A:322:ARG:CZ	1:A:352:ILE:HD11	1.83	1.08
1:E:164:VAL:O	1:E:170:VAL:CG2	2.01	1.08
1:G:284:SER:O	1:G:285:LEU:CD2	2.00	1.08
1:G:171:GLN:NE2	1:G:178:ILE:HD13	1.69	1.08
1:I:292:LEU:CD1	1:I:319:THR:CG2	2.30	1.08
1:I:317:LEU:HD12	1:I:323:ARG:HH22	1.17	1.08
1:Q:171:GLN:NE2	1:Q:178:ILE:HD13	1.69	1.08
1:I:231:LEU:O	1:I:234:SER:OG	1.71	1.08
1:H:292:LEU:CD1	1:H:319:THR:CG2	2.30	1.08
1:H:171:GLN:NE2	1:H:178:ILE:HD13	1.69	1.08
1:H:239:ASN:CB	1:H:261:LYS:HD2	1.84	1.08
1:P:239:ASN:CB	1:P:261:LYS:HD2	1.84	1.08
1:Q:35:MET:HG3	1:Q:45:ILE:HB	1.36	1.08
1:H:33:GLN:OE1	1:H:45:ILE:CG1	2.00	1.08
1:M:39:ILE:CD1	1:M:76:PHE:HB2	1.82	1.08
1:M:43:GLU:HA	1:M:46:ASP:HB2	1.30	1.08
1:O:33:GLN:OE1	1:O:45:ILE:CG1	2.00	1.08
1:I:12:TYR:HH	1:I:93:LYS:HD2	0.95	1.08
1:K:164:VAL:O	1:K:170:VAL:CG2	2.01	1.08
1:G:292:LEU:CD1	1:G:319:THR:CG2	2.30	1.08
1:F:117:ASN:HD21	1:F:162:LEU:HD21	0.93	1.08
1:M:239:ASN:CB	1:M:261:LYS:HD2	1.84	1.08
1:C:239:ASN:CB	1:C:261:LYS:HD2	1.84	1.08
1:P:171:GLN:NE2	1:P:178:ILE:HD13	1.69	1.08
1:K:190:GLU:HB3	1:K:217:ILE:HD13	1.29	1.08
1:G:35:MET:HG3	1:G:45:ILE:HB	1.36	1.08
1:P:82:ARG:HG3	1:P:83:ILE:HD13	1.36	1.08
1:G:174:MET:HE2	1:G:241:LEU:HB2	1.26	1.08
1:H:35:MET:HE3	1:H:40:LEU:HD12	1.32	1.08
1:H:87:PHE:HE2	1:L:88:LEU:HD12	0.98	1.08
1:F:82:ARG:HG3	1:F:83:ILE:HD13	1.36	1.08
1:I:33:GLN:OE1	1:I:45:ILE:CG1	2.00	1.08

Continued on next page...

Continued from previous page...

Atom-1	Atom-2	Interatomic distance (Å)	Clash overlap (Å)
1:J:82:ARG:HG3	1:J:83:ILE:HD13	1.36	1.08
1:N:39:ILE:HD11	1:N:76:PHE:HB2	1.28	1.08
1:K:284:SER:O	1:K:290:MET:HG3	1.51	1.08
1:Q:322:ARG:CZ	1:Q:352:ILE:HD11	1.83	1.08
1:G:322:ARG:CZ	1:G:352:ILE:HD11	1.83	1.08
1:C:322:ARG:CZ	1:C:352:ILE:HD11	1.83	1.08
1:I:171:GLN:HE21	1:I:178:ILE:HD11	1.08	1.08
1:O:317:LEU:HD12	1:O:323:ARG:HH22	1.17	1.08
1:G:246:ASN:H	1:G:265:THR:HG23	1.08	1.08
1:L:231:LEU:O	1:L:234:SER:OG	1.71	1.08
1:D:231:LEU:O	1:D:234:SER:OG	1.71	1.08
1:H:246:ASN:H	1:H:265:THR:HG23	1.12	1.07
1:P:322:ARG:CZ	1:P:352:ILE:HD11	1.83	1.07
1:P:35:MET:HE3	1:P:40:LEU:HD12	1.33	1.07
1:H:82:ARG:HG3	1:H:83:ILE:HD13	1.36	1.07
1:J:190:GLU:HB3	1:J:217:ILE:HD13	1.29	1.07
1:E:35:MET:HG3	1:E:45:ILE:HB	1.36	1.07
1:A:82:ARG:HG3	1:A:83:ILE:HD13	1.36	1.07
1:E:284:SER:O	1:E:290:MET:HG3	1.51	1.07
1:M:322:ARG:CZ	1:M:352:ILE:HD11	1.83	1.07
1:A:117:ASN:HD21	1:A:162:LEU:HD21	0.93	1.07
1:A:171:GLN:NE2	1:A:178:ILE:HD13	1.69	1.07
1:J:239:ASN:HB2	1:J:261:LYS:HD2	1.32	1.07
1:I:239:ASN:CB	1:I:261:LYS:HD2	1.84	1.07
1:L:157:LYS:HG2	2:L:1301:DTP:O1B	1.55	1.07
1:D:157:LYS:HG2	2:D:1301:DTP:O2B	1.55	1.07
1:D:239:ASN:CB	1:D:261:LYS:HD2	1.84	1.07
1:H:322:ARG:CZ	1:H:352:ILE:HD11	1.83	1.07
1:F:292:LEU:CD1	1:F:319:THR:CG2	2.30	1.07
1:E:190:GLU:HB3	1:E:217:ILE:HD13	1.29	1.07
1:K:35:MET:HG3	1:K:45:ILE:HB	1.36	1.07
1:C:82:ARG:HG3	1:C:83:ILE:HD13	1.36	1.07
1:C:43:GLU:HA	1:C:46:ASP:HB2	1.30	1.07
1:N:190:GLU:HB3	1:N:217:ILE:HD13	1.29	1.07
1:M:82:ARG:HG3	1:M:83:ILE:HD13	1.36	1.07
1:F:43:GLU:CA	1:F:46:ASP:HB2	1.84	1.07
1:A:43:GLU:CA	1:A:46:ASP:HB2	1.84	1.07
1:J:43:GLU:HA	1:J:46:ASP:HB2	1.30	1.07
1:N:82:ARG:HG3	1:N:83:ILE:HD13	1.36	1.07
1:Q:164:VAL:O	1:Q:170:VAL:CG2	2.01	1.07
1:F:171:GLN:NE2	1:F:178:ILE:HD13	1.69	1.07

Continued on next page...

Continued from previous page...

Atom-1	Atom-2	Interatomic distance (Å)	Clash overlap (Å)
1:A:231:LEU:O	1:A:234:SER:OG	1.71	1.07
1:N:239:ASN:HB2	1:N:261:LYS:HD2	1.32	1.07
1:N:127:ARG:HH12	1:N:130:PRO:HG2	1.13	1.07
1:O:239:ASN:CB	1:O:261:LYS:HD2	1.84	1.07
1:L:239:ASN:CB	1:L:261:LYS:HD2	1.84	1.07
1:L:275:LEU:H	1:L:275:LEU:HD22	1.20	1.07
1:O:190:GLU:HB3	1:O:217:ILE:HD13	1.29	1.07
1:P:246:ASN:H	1:P:265:THR:HG23	1.12	1.07
1:Q:43:GLU:CA	1:Q:46:ASP:HB2	1.84	1.07
1:G:43:GLU:CA	1:G:46:ASP:HB2	1.84	1.07
1:D:88:LEU:HD12	1:P:87:PHE:HE2	0.98	1.07
1:G:174:MET:HE1	1:G:241:LEU:HD22	1.37	1.07
1:E:43:GLU:CA	1:E:46:ASP:HB2	1.84	1.07
1:K:43:GLU:CA	1:K:46:ASP:HB2	1.84	1.07
1:O:82:ARG:HG3	1:O:83:ILE:HD13	1.36	1.07
1:O:19:PHE:CE1	1:O:92:ILE:CG1	2.26	1.07
1:A:292:LEU:CD1	1:A:319:THR:CG2	2.30	1.07
1:G:164:VAL:O	1:G:170:VAL:CG2	2.01	1.07
1:G:127:ARG:HH12	1:G:130:PRO:HG2	1.13	1.07
1:F:231:LEU:O	1:F:234:SER:OG	1.71	1.07
1:N:117:ASN:HD21	1:N:162:LEU:HD21	0.93	1.07
1:N:239:ASN:CB	1:N:261:LYS:HD2	1.84	1.07
1:J:117:ASN:HD21	1:J:162:LEU:HD21	0.93	1.07
1:L:171:GLN:NE2	1:L:178:ILE:CD1	2.17	1.07
1:D:275:LEU:H	1:D:275:LEU:HD22	1.20	1.07
1:Q:239:ASN:CB	1:Q:261:LYS:HD2	1.84	1.07
1:C:87:PHE:HE2	1:O:88:LEU:HD12	0.98	1.07
1:K:322:ARG:CZ	1:K:352:ILE:HD11	1.83	1.07
1:E:322:ARG:CZ	1:E:352:ILE:HD11	1.83	1.07
1:C:317:LEU:HD12	1:C:323:ARG:HH22	1.17	1.07
1:M:317:LEU:HD12	1:M:323:ARG:HH22	1.17	1.07
1:I:171:GLN:NE2	1:I:178:ILE:HD13	1.69	1.07
1:K:171:GLN:NE2	1:K:178:ILE:CD1	2.17	1.07
1:J:127:ARG:HH12	1:J:130:PRO:HG2	1.13	1.07
1:J:239:ASN:CB	1:J:261:LYS:HD2	1.84	1.07
1:O:174:MET:HE1	1:O:241:LEU:HD22	1.30	1.07
1:D:171:GLN:NE2	1:D:178:ILE:CD1	2.17	1.07
1:F:164:VAL:O	1:F:170:VAL:CG2	2.01	1.07
1:G:239:ASN:CB	1:G:261:LYS:HD2	1.84	1.07
1:I:82:ARG:HG3	1:I:83:ILE:HD13	1.36	1.07
1:N:43:GLU:HA	1:N:46:ASP:HB2	1.30	1.07

Continued on next page...

Continued from previous page...

Atom-1	Atom-2	Interatomic distance (Å)	Clash overlap (Å)
1:M:171:GLN:NE2	1:M:178:ILE:CD1	2.17	1.07
1:O:171:GLN:NE2	1:O:178:ILE:HD13	1.69	1.07
1:E:171:GLN:NE2	1:E:178:ILE:CD1	2.17	1.07
1:K:231:LEU:O	1:K:234:SER:OG	1.71	1.07
1:J:157:LYS:HG2	2:J:1301:DTP:O2B	1.55	1.06
1:I:239:ASN:HB2	1:I:261:LYS:HD2	1.32	1.06
1:H:190:GLU:HB2	1:H:217:ILE:HD11	1.32	1.06
1:K:239:ASN:CB	1:K:261:LYS:HD2	1.84	1.06
1:E:239:ASN:CB	1:E:261:LYS:HD2	1.84	1.06
1:I:190:GLU:HB3	1:I:217:ILE:HD13	1.29	1.06
1:P:43:GLU:CA	1:P:46:ASP:HB2	1.84	1.06
1:H:35:MET:HG3	1:H:45:ILE:HB	1.36	1.06
1:H:43:GLU:CA	1:H:46:ASP:HB2	1.84	1.06
1:C:35:MET:HA	1:C:35:MET:HE2	1.36	1.06
1:I:88:LEU:HD12	1:M:87:PHE:HE2	0.98	1.06
1:I:19:PHE:CE1	1:I:92:ILE:CG1	2.26	1.06
1:L:43:GLU:CA	1:L:46:ASP:HB2	1.84	1.06
1:D:43:GLU:CA	1:D:46:ASP:HB2	1.84	1.06
1:A:164:VAL:O	1:A:170:VAL:CG2	2.01	1.06
1:K:275:LEU:H	1:K:275:LEU:HD22	1.20	1.06
1:E:292:LEU:CD1	1:E:319:THR:CG2	2.30	1.06
1:Q:127:ARG:HH12	1:Q:130:PRO:HG2	1.13	1.06
1:I:127:ARG:HH12	1:I:130:PRO:HG2	1.13	1.06
1:C:157:LYS:HG2	2:C:1301:DTP:O2B	1.55	1.06
1:Q:231:LEU:O	1:Q:234:SER:OG	1.71	1.06
1:M:231:LEU:O	1:M:234:SER:OG	1.71	1.06
1:E:231:LEU:O	1:E:234:SER:OG	1.71	1.06
1:N:157:LYS:HG2	2:N:1301:DTP:O1B	1.55	1.06
1:J:171:GLN:NE2	1:J:178:ILE:CD1	2.17	1.06
1:M:174:MET:HE1	1:M:241:LEU:HD22	1.33	1.06
1:O:239:ASN:HB2	1:O:261:LYS:HD2	1.32	1.06
1:P:190:GLU:HB2	1:P:217:ILE:HD11	1.32	1.06
1:D:190:GLU:HB3	1:D:217:ILE:HD13	1.29	1.06
1:L:190:GLU:HB3	1:L:217:ILE:HD13	1.29	1.06
1:P:171:GLN:NE2	1:P:178:ILE:CD1	2.17	1.06
1:P:97:ARG:HD2	1:P:97:ARG:H	1.19	1.06
1:E:357:LEU:HD12	1:E:430:LYS:NZ	1.59	1.06
1:E:157:LYS:HG2	2:E:1301:DTP:O2B	1.55	1.06
1:C:171:GLN:HE21	1:C:178:ILE:HD11	1.08	1.06
1:C:171:GLN:NE2	1:C:178:ILE:CD1	2.17	1.06
1:Q:171:GLN:NE2	1:Q:178:ILE:CD1	2.17	1.06

Continued on next page...

Continued from previous page...

Atom-1	Atom-2	Interatomic distance (Å)	Clash overlap (Å)
1:M:157:LYS:HG2	2:M:1301:DTP:O1B	1.55	1.06
1:C:275:LEU:HD22	1:C:275:LEU:H	1.20	1.06
1:G:231:LEU:O	1:G:234:SER:OG	1.71	1.06
1:N:171:GLN:NE2	1:N:178:ILE:CD1	2.17	1.06
1:H:171:GLN:NE2	1:H:178:ILE:CD1	2.17	1.06
1:F:239:ASN:CB	1:F:261:LYS:HD2	1.84	1.06
1:P:174:MET:HE1	1:P:241:LEU:HD22	1.30	1.06
1:Q:190:GLU:HB2	1:Q:217:ILE:HD11	1.32	1.06
1:K:190:GLU:HB2	1:K:217:ILE:HD11	1.32	1.06
1:E:190:GLU:HB2	1:E:217:ILE:HD11	1.32	1.06
1:P:35:MET:HG3	1:P:45:ILE:HB	1.36	1.06
1:H:97:ARG:H	1:H:97:ARG:HD2	1.19	1.06
1:M:35:MET:HA	1:M:35:MET:HE2	1.36	1.06
1:O:43:GLU:CA	1:O:46:ASP:HB2	1.84	1.06
1:L:82:ARG:HG3	1:L:83:ILE:HD13	1.36	1.06
1:I:43:GLU:CA	1:I:46:ASP:HB2	1.84	1.06
1:D:82:ARG:HG3	1:D:83:ILE:HD13	1.36	1.06
1:A:239:ASN:CB	1:A:261:LYS:HD2	1.84	1.06
1:J:43:GLU:CA	1:J:46:ASP:HB2	1.84	1.06
1:N:43:GLU:CA	1:N:46:ASP:HB2	1.84	1.06
1:K:292:LEU:CD1	1:K:319:THR:CG2	2.30	1.06
1:E:275:LEU:H	1:E:275:LEU:HD22	1.20	1.06
1:G:171:GLN:NE2	1:G:178:ILE:CD1	2.17	1.06
1:O:127:ARG:HH12	1:O:130:PRO:HG2	1.13	1.06
1:M:275:LEU:H	1:M:275:LEU:HD22	1.20	1.06
1:C:231:LEU:O	1:C:234:SER:OG	1.71	1.06
1:C:239:ASN:HB2	1:C:261:LYS:HD2	1.32	1.06
1:G:190:GLU:HB2	1:G:217:ILE:HD11	1.32	1.06
1:G:350:THR:HA	1:G:353:ILE:HG21	1.28	1.06
1:O:35:MET:HG3	1:O:45:ILE:HB	1.36	1.06
1:K:357:LEU:HD12	1:K:430:LYS:NZ	1.59	1.06
1:I:87:PHE:HE2	1:M:88:LEU:HD12	0.98	1.06
1:K:157:LYS:HG2	2:K:1301:DTP:O1B	1.55	1.06
1:Q:148:LEU:HD13	1:Q:264:LEU:HD21	1.38	1.06
1:M:171:GLN:HE21	1:M:178:ILE:HD11	1.08	1.06
1:M:239:ASN:HB2	1:M:261:LYS:HD2	1.32	1.06
1:L:171:GLN:NE2	1:L:178:ILE:HD13	1.69	1.06
1:D:171:GLN:NE2	1:D:178:ILE:HD13	1.69	1.06
1:F:284:SER:C	1:F:285:LEU:CD2	2.24	1.06
1:Q:157:LYS:HG2	2:Q:1301:DTP:O1B	1.55	1.06
1:C:117:ASN:HD21	1:C:162:LEU:HD21	0.93	1.06

Continued on next page...

Continued from previous page...

Atom-1	Atom-2	Interatomic distance (Å)	Clash overlap (Å)
1:O:117:ASN:HD21	1:O:162:LEU:HD21	0.93	1.06
1:O:148:LEU:HD13	1:O:264:LEU:HD21	1.38	1.06
1:A:171:GLN:NE2	1:A:178:ILE:CD1	2.17	1.06
1:G:148:LEU:HD13	1:G:264:LEU:HD21	1.38	1.06
1:N:171:GLN:HE21	1:N:178:ILE:HD11	1.08	1.05
1:H:350:THR:HA	1:H:353:ILE:HG21	1.28	1.05
1:H:148:LEU:HD13	1:H:264:LEU:HD21	1.38	1.05
1:H:174:MET:HE1	1:H:241:LEU:HD22	1.35	1.05
1:P:148:LEU:HD13	1:P:264:LEU:HD21	1.38	1.05
1:P:157:LYS:HG2	2:P:1301:DTP:O1B	1.55	1.05
1:Q:350:THR:HA	1:Q:353:ILE:HG21	1.28	1.05
1:C:88:LEU:HD12	1:O:87:PHE:HE2	0.98	1.05
1:L:19:PHE:CE1	1:L:92:ILE:CG1	2.26	1.05
1:I:35:MET:HG3	1:I:45:ILE:HB	1.36	1.05
1:A:284:SER:C	1:A:285:LEU:CD2	2.24	1.05
1:Q:323:ARG:O	1:Q:327:ILE:HD12	1.56	1.05
1:G:323:ARG:O	1:G:327:ILE:HD12	1.56	1.05
1:M:117:ASN:HD21	1:M:162:LEU:HD21	0.93	1.05
1:I:171:GLN:NE2	1:I:178:ILE:CD1	2.17	1.05
1:I:148:LEU:HD13	1:I:264:LEU:HD21	1.38	1.05
1:F:171:GLN:NE2	1:F:178:ILE:CD1	2.17	1.05
1:N:148:LEU:HD13	1:N:264:LEU:HD21	1.38	1.05
1:L:190:GLU:HB2	1:L:217:ILE:HD11	1.32	1.05
1:H:157:LYS:HG2	2:H:1301:DTP:O2B	1.55	1.05
1:F:148:LEU:HD13	1:F:264:LEU:HD21	1.38	1.05
1:H:19:PHE:CE1	1:H:92:ILE:CG1	2.26	1.05
1:A:148:LEU:HD13	1:A:264:LEU:HD21	1.38	1.05
1:K:284:SER:C	1:K:285:LEU:CD2	2.24	1.05
1:E:284:SER:C	1:E:285:LEU:CD2	2.24	1.05
1:I:117:ASN:HD21	1:I:162:LEU:HD21	0.93	1.05
1:O:171:GLN:NE2	1:O:178:ILE:CD1	2.17	1.05
1:G:157:LYS:HG2	2:G:1301:DTP:O2B	1.55	1.05
1:H:231:LEU:O	1:H:234:SER:OG	1.71	1.05
1:G:528:ILE:CG2	1:G:539:VAL:HG21	1.87	1.05
1:N:323:ARG:O	1:N:327:ILE:HD12	1.56	1.05
1:J:148:LEU:HD13	1:J:264:LEU:HD21	1.38	1.05
1:H:239:ASN:HB2	1:H:261:LYS:HD2	1.32	1.05
1:F:323:ARG:O	1:F:327:ILE:HD12	1.56	1.05
1:E:82:ARG:HG3	1:E:83:ILE:HD13	1.36	1.05
1:K:82:ARG:HG3	1:K:83:ILE:HD13	1.36	1.05
1:C:43:GLU:CA	1:C:46:ASP:HB2	1.84	1.05

Continued on next page...

Continued from previous page...

Atom-1	Atom-2	Interatomic distance (Å)	Clash overlap (Å)
1:L:35:MET:HE3	1:L:40:LEU:HD12	1.12	1.05
1:N:19:PHE:CE1	1:N:92:ILE:CG1	2.26	1.05
1:Q:284:SER:C	1:Q:285:LEU:CD2	2.24	1.05
1:G:284:SER:C	1:G:285:LEU:CD2	2.24	1.05
1:Q:528:ILE:CG2	1:Q:539:VAL:HG21	1.87	1.05
1:I:528:ILE:CG2	1:I:539:VAL:HG21	1.87	1.05
1:J:171:GLN:HE21	1:J:178:ILE:HD11	1.08	1.05
1:J:275:LEU:HD22	1:J:275:LEU:H	1.20	1.05
1:J:323:ARG:O	1:J:327:ILE:HD12	1.56	1.05
1:P:350:THR:HA	1:P:353:ILE:HG21	1.28	1.05
1:C:190:GLU:HB3	1:C:217:ILE:HD13	1.29	1.05
1:C:35:MET:HG3	1:C:45:ILE:HB	1.36	1.05
1:M:19:PHE:CE1	1:M:92:ILE:CG1	2.26	1.05
1:M:35:MET:HG3	1:M:45:ILE:HB	1.36	1.05
1:M:43:GLU:CA	1:M:46:ASP:HB2	1.84	1.05
1:D:19:PHE:CE1	1:D:92:ILE:CG1	2.26	1.05
1:A:275:LEU:HD22	1:A:275:LEU:H	1.20	1.05
1:A:323:ARG:O	1:A:327:ILE:HD12	1.56	1.05
1:M:171:GLN:NE2	1:M:178:ILE:HD13	1.69	1.05
1:M:323:ARG:O	1:M:327:ILE:HD12	1.56	1.05
1:P:231:LEU:O	1:P:234:SER:OG	1.71	1.05
1:O:528:ILE:CG2	1:O:539:VAL:HG21	1.87	1.05
1:C:528:ILE:CG2	1:C:539:VAL:HG21	1.87	1.05
1:N:528:ILE:CG2	1:N:539:VAL:HG21	1.87	1.05
1:L:528:ILE:CG2	1:L:539:VAL:HG21	1.87	1.05
1:D:528:ILE:CG2	1:D:539:VAL:HG21	1.87	1.05
1:M:528:ILE:CG2	1:M:539:VAL:HG21	1.87	1.05
1:N:275:LEU:H	1:N:275:LEU:HD22	1.20	1.05
1:N:317:LEU:HD12	1:N:323:ARG:HH22	1.17	1.05
1:I:174:MET:HE1	1:I:241:LEU:HD22	1.31	1.05
1:D:190:GLU:HB2	1:D:217:ILE:HD11	1.32	1.05
1:H:323:ARG:O	1:H:327:ILE:HD12	1.56	1.05
1:F:317:LEU:HD12	1:F:323:ARG:HH22	1.17	1.05
1:P:19:PHE:CE1	1:P:92:ILE:CG1	2.26	1.05
1:K:19:PHE:CE1	1:K:92:ILE:CG1	2.26	1.05
1:I:97:ARG:HD2	1:I:97:ARG:H	1.19	1.05
1:L:97:ARG:HD2	1:L:97:ARG:H	1.19	1.05
1:D:97:ARG:HD2	1:D:97:ARG:H	1.19	1.05
1:J:19:PHE:CE1	1:J:92:ILE:CG1	2.26	1.05
1:C:171:GLN:NE2	1:C:178:ILE:HD13	1.69	1.05
1:C:323:ARG:O	1:C:327:ILE:HD12	1.56	1.05

Continued on next page...

Continued from previous page...

Atom-1	Atom-2	Interatomic distance (Å)	Clash overlap (Å)
1:P:528:ILE:CG2	1:P:539:VAL:HG21	1.87	1.05
1:J:528:ILE:CG2	1:J:539:VAL:HG21	1.87	1.05
1:J:115:ASN:O	1:J:118:GLN:OE1	1.75	1.05
1:N:115:ASN:O	1:N:118:GLN:OE1	1.75	1.05
1:L:239:ASN:HB2	1:L:261:LYS:HD2	1.32	1.04
1:O:190:GLU:HB2	1:O:217:ILE:HD11	1.32	1.04
1:F:275:LEU:HD22	1:F:275:LEU:H	1.20	1.04
1:P:239:ASN:HB2	1:P:261:LYS:HD2	1.32	1.04
1:P:323:ARG:O	1:P:327:ILE:HD12	1.56	1.04
1:E:19:PHE:CE1	1:E:92:ILE:CG1	2.26	1.04
1:C:19:PHE:CE1	1:C:92:ILE:CG1	2.26	1.04
1:C:148:LEU:HD13	1:C:264:LEU:HD21	1.38	1.04
1:H:528:ILE:CG2	1:H:539:VAL:HG21	1.87	1.04
1:K:528:ILE:CG2	1:K:539:VAL:HG21	1.87	1.04
1:M:115:ASN:O	1:M:118:GLN:OE1	1.75	1.04
1:E:528:ILE:CG2	1:E:539:VAL:HG21	1.87	1.04
1:C:115:ASN:O	1:C:118:GLN:OE1	1.75	1.04
1:N:284:SER:C	1:N:285:LEU:CD2	2.24	1.04
1:M:190:GLU:HB3	1:M:217:ILE:HD13	1.29	1.04
1:A:25:ASP:OD1	1:F:86:LYS:HG2	1.57	1.04
1:F:97:ARG:H	1:F:97:ARG:HD2	1.19	1.04
1:A:97:ARG:HD2	1:A:97:ARG:H	1.19	1.04
1:O:97:ARG:H	1:O:97:ARG:HD2	1.19	1.04
1:A:317:LEU:HD12	1:A:323:ARG:HH22	1.17	1.04
1:Q:317:LEU:HD12	1:Q:323:ARG:HH22	1.17	1.04
1:I:157:LYS:HG2	2:I:1301:DTP:O2B	1.55	1.04
1:I:323:ARG:O	1:I:327:ILE:HD12	1.56	1.04
1:I:122:LYS:CD	1:J:276:SER:HG	1.69	1.04
1:O:323:ARG:O	1:O:327:ILE:HD12	1.56	1.04
1:A:528:ILE:CG2	1:A:539:VAL:HG21	1.87	1.04
1:N:292:LEU:HD12	1:N:319:THR:HG23	1.04	1.04
1:J:317:LEU:HD12	1:J:323:ARG:HH22	1.17	1.04
1:L:284:SER:C	1:L:285:LEU:CD2	2.24	1.04
1:D:284:SER:C	1:D:285:LEU:CD2	2.24	1.04
1:D:174:MET:HE1	1:D:241:LEU:HD22	1.34	1.04
1:F:174:MET:HE1	1:F:241:LEU:HD22	1.35	1.04
1:F:157:LYS:HG2	2:F:1301:DTP:O2B	1.55	1.04
1:Q:19:PHE:CE1	1:Q:92:ILE:CG1	2.26	1.04
1:C:97:ARG:H	1:C:97:ARG:HD2	1.19	1.04
1:M:97:ARG:HD2	1:M:97:ARG:H	1.19	1.04
1:A:86:LYS:HG2	1:F:25:ASP:OD1	1.57	1.04

Continued on next page...

Continued from previous page...

Atom-1	Atom-2	Interatomic distance (Å)	Clash overlap (Å)
1:A:174:MET:HE1	1:A:241:LEU:HD22	1.36	1.04
1:E:323:ARG:O	1:E:327:ILE:HD12	1.56	1.04
1:N:276:SER:HG	1:O:122:LYS:CD	1.69	1.04
1:O:284:SER:C	1:O:285:LEU:CD2	2.24	1.04
1:E:171:GLN:NE2	1:E:178:ILE:HD13	1.69	1.04
1:F:115:ASN:O	1:F:118:GLN:OE1	1.75	1.04
1:A:115:ASN:O	1:A:118:GLN:OE1	1.75	1.04
1:M:148:LEU:HD13	1:M:264:LEU:HD21	1.38	1.04
1:F:528:ILE:CG2	1:F:539:VAL:HG21	1.87	1.04
1:O:115:ASN:O	1:O:118:GLN:OE1	1.75	1.04
1:J:292:LEU:HD12	1:J:319:THR:HG23	1.04	1.04
1:J:171:GLN:NE2	1:J:178:ILE:HD13	1.69	1.04
1:J:284:SER:C	1:J:285:LEU:CD2	2.24	1.04
1:L:117:ASN:HD21	1:L:162:LEU:HD21	0.93	1.04
1:L:174:MET:HE1	1:L:241:LEU:HD22	1.34	1.04
1:D:239:ASN:HB2	1:D:261:LYS:HD2	1.32	1.04
1:H:284:SER:C	1:H:285:LEU:CD2	2.24	1.04
1:F:190:GLU:HB2	1:F:217:ILE:HD11	1.32	1.04
1:I:190:GLU:HB2	1:I:217:ILE:HD11	1.32	1.04
1:P:284:SER:C	1:P:285:LEU:CD2	2.24	1.04
1:E:25:ASP:OD1	1:Q:86:LYS:HG2	1.57	1.04
1:H:86:LYS:HG2	1:L:25:ASP:OD1	1.57	1.04
1:E:97:ARG:HD2	1:E:97:ARG:H	1.19	1.04
1:J:35:MET:HG3	1:J:45:ILE:HB	1.36	1.04
1:I:284:SER:C	1:I:285:LEU:CD2	2.24	1.04
1:O:157:LYS:HG2	2:O:1301:DTP:O1B	1.55	1.04
1:I:115:ASN:O	1:I:118:GLN:OE1	1.75	1.04
1:N:171:GLN:NE2	1:N:178:ILE:HD13	1.69	1.04
1:L:148:LEU:HD13	1:L:264:LEU:HD21	1.38	1.04
1:G:19:PHE:CE1	1:G:92:ILE:CG1	2.26	1.04
1:D:25:ASP:OD1	1:P:86:LYS:HG2	1.57	1.04
1:K:97:ARG:H	1:K:97:ARG:HD2	1.19	1.04
1:K:323:ARG:O	1:K:327:ILE:HD12	1.56	1.04
1:G:317:LEU:HD12	1:G:323:ARG:HH22	1.17	1.04
1:I:275:LEU:HD22	1:I:275:LEU:H	1.20	1.04
1:K:171:GLN:NE2	1:K:178:ILE:HD13	1.69	1.04
1:D:148:LEU:HD13	1:D:264:LEU:HD21	1.38	1.03
1:D:117:ASN:HD21	1:D:162:LEU:HD21	0.93	1.03
1:Q:174:MET:HE2	1:Q:241:LEU:HB2	1.11	1.03
1:G:86:LYS:HG2	1:K:25:ASP:OD1	1.57	1.03
1:A:35:MET:HG3	1:A:45:ILE:HB	1.36	1.03

Continued on next page...

Continued from previous page...

Atom-1	Atom-2	Interatomic distance (Å)	Clash overlap (Å)
1:C:25:ASP:OD1	1:O:86:LYS:HG2	1.57	1.03
1:N:35:MET:HG3	1:N:45:ILE:HB	1.36	1.03
1:Q:275:LEU:H	1:Q:275:LEU:HD22	1.20	1.03
1:M:284:SER:C	1:M:285:LEU:CD2	2.24	1.03
1:D:115:ASN:O	1:D:118:GLN:OE1	1.75	1.03
1:L:115:ASN:O	1:L:118:GLN:OE1	1.75	1.03
1:L:323:ARG:O	1:L:327:ILE:HD12	1.56	1.03
1:A:190:GLU:HB2	1:A:217:ILE:HD11	1.32	1.03
1:I:86:LYS:HG2	1:M:25:ASP:OD1	1.57	1.03
1:G:369:PHE:CZ	1:G:410:LEU:CD2	2.41	1.03
1:K:317:LEU:HD12	1:K:323:ARG:HH22	1.17	1.03
1:E:148:LEU:HD13	1:E:264:LEU:HD21	1.38	1.03
1:O:275:LEU:H	1:O:275:LEU:HD22	1.20	1.03
1:G:115:ASN:O	1:G:118:GLN:OE1	1.75	1.03
1:Q:369:PHE:CZ	1:Q:410:LEU:CD2	2.41	1.03
1:K:148:LEU:HD13	1:K:264:LEU:HD21	1.38	1.03
1:C:284:SER:C	1:C:285:LEU:CD2	2.24	1.03
1:I:292:LEU:HD12	1:I:319:THR:HG23	1.04	1.03
1:Q:115:ASN:O	1:Q:118:GLN:OE1	1.75	1.03
1:D:323:ARG:O	1:D:327:ILE:HD12	1.56	1.03
1:F:35:MET:HG3	1:F:45:ILE:HB	1.36	1.03
1:H:369:PHE:CZ	1:H:410:LEU:CD2	2.41	1.03
1:E:317:LEU:HD12	1:E:323:ARG:HH22	1.17	1.03
1:Q:292:LEU:HD12	1:Q:319:THR:HG23	1.04	1.03
1:G:292:LEU:HD12	1:G:319:THR:HG23	1.04	1.03
1:O:292:LEU:HD12	1:O:319:THR:HG23	1.04	1.03
1:G:275:LEU:H	1:G:275:LEU:HD22	1.20	1.03
1:E:115:ASN:O	1:E:118:GLN:OE1	1.75	1.03
1:H:146:ASN:O	1:H:280:THR:HB	1.59	1.03
1:P:146:ASN:O	1:P:280:THR:HB	1.59	1.03
1:P:369:PHE:CZ	1:P:410:LEU:CD2	2.41	1.03
1:F:369:PHE:CZ	1:F:410:LEU:CD2	2.41	1.03
1:A:369:PHE:CZ	1:A:410:LEU:CD2	2.41	1.03
1:E:242:LEU:HD23	1:E:262:ILE:CG2	1.89	1.03
1:K:115:ASN:O	1:K:118:GLN:OE1	1.75	1.03
1:Q:146:ASN:O	1:Q:280:THR:HB	1.59	1.03
1:G:146:ASN:O	1:G:280:THR:HB	1.59	1.03
1:D:317:LEU:HD12	1:D:323:ARG:HH22	1.17	1.02
1:H:275:LEU:HD22	1:H:275:LEU:H	1.20	1.02
1:P:292:LEU:HD12	1:P:319:THR:HG23	1.04	1.02
1:I:369:PHE:CZ	1:I:410:LEU:CD2	2.41	1.02

Continued on next page...

Continued from previous page...

Atom-1	Atom-2	Interatomic distance (Å)	Clash overlap (Å)
1:K:242:LEU:HD23	1:K:262:ILE:CG2	1.89	1.02
1:G:242:LEU:HD23	1:G:262:ILE:CG2	1.89	1.02
1:L:292:LEU:HD12	1:L:319:THR:HG23	1.04	1.02
1:D:292:LEU:HD12	1:D:319:THR:HG23	1.04	1.02
1:H:292:LEU:HD12	1:H:319:THR:HG23	1.04	1.02
1:G:97:ARG:H	1:G:97:ARG:HD2	1.19	1.02
1:A:357:LEU:HD12	1:A:430:LYS:HZ3	1.22	1.02
1:E:35:MET:HG3	1:E:45:ILE:CB	1.90	1.02
1:K:35:MET:HG3	1:K:45:ILE:CB	1.90	1.02
1:N:97:ARG:HD2	1:N:97:ARG:H	1.19	1.02
1:O:369:PHE:CZ	1:O:410:LEU:CD2	2.41	1.02
1:D:369:PHE:CZ	1:D:410:LEU:CD2	2.41	1.02
1:L:369:PHE:CZ	1:L:410:LEU:CD2	2.41	1.02
1:C:242:LEU:HD23	1:C:262:ILE:CG2	1.89	1.02
1:P:115:ASN:O	1:P:118:GLN:OE1	1.75	1.02
1:H:115:ASN:O	1:H:118:GLN:OE1	1.75	1.02
1:F:146:ASN:O	1:F:280:THR:HB	1.59	1.02
1:C:276:SER:HG	1:J:122:LYS:CD	1.71	1.02
1:L:317:LEU:HD12	1:L:323:ARG:HH22	1.17	1.02
1:F:357:LEU:HD12	1:F:430:LYS:HZ3	1.22	1.02
1:P:12:TYR:CZ	1:P:77:VAL:HG11	1.95	1.02
1:H:12:TYR:CZ	1:H:77:VAL:HG11	1.95	1.02
1:Q:242:LEU:HD23	1:Q:262:ILE:CG2	1.89	1.02
1:M:242:LEU:HD23	1:M:262:ILE:CG2	1.89	1.02
1:A:146:ASN:O	1:A:280:THR:HB	1.59	1.02
1:L:146:ASN:O	1:L:280:THR:HB	1.59	1.02
1:M:276:SER:HG	1:N:122:LYS:CD	1.71	1.02
1:N:174:MET:HE1	1:N:241:LEU:HD22	1.33	1.02
1:P:275:LEU:H	1:P:275:LEU:HD22	1.20	1.02
1:G:25:ASP:OD1	1:K:86:LYS:HG2	1.57	1.02
1:A:35:MET:HG3	1:A:45:ILE:CB	1.90	1.02
1:H:25:ASP:OD1	1:L:86:LYS:HG2	1.57	1.02
1:J:97:ARG:H	1:J:97:ARG:HD2	1.19	1.02
1:D:146:ASN:O	1:D:280:THR:HB	1.59	1.02
1:Q:97:ARG:HD2	1:Q:97:ARG:H	1.19	1.02
1:E:86:LYS:HG2	1:Q:25:ASP:OD1	1.57	1.02
1:F:35:MET:HG3	1:F:45:ILE:CB	1.90	1.02
1:A:19:PHE:CE1	1:A:92:ILE:CG1	2.26	1.02
1:O:12:TYR:CZ	1:O:77:VAL:HG11	1.95	1.02
1:I:12:TYR:CZ	1:I:77:VAL:HG11	1.95	1.02
1:L:35:MET:HG3	1:L:45:ILE:CB	1.90	1.02

Continued on next page...

Continued from previous page...

Atom-1	Atom-2	Interatomic distance (Å)	Clash overlap (Å)
1:D:35:MET:HG3	1:D:45:ILE:CB	1.90	1.02
1:D:86:LYS:HG2	1:P:25:ASP:OD1	1.57	1.02
1:J:86:LYS:HG2	1:N:25:ASP:OD1	1.57	1.02
1:J:369:PHE:CZ	1:J:410:LEU:CD2	2.41	1.02
1:N:369:PHE:CZ	1:N:410:LEU:CD2	2.41	1.02
1:K:127:ARG:HH12	1:K:130:PRO:HG2	1.13	1.02
1:M:369:PHE:CZ	1:M:410:LEU:CD2	2.41	1.02
1:C:369:PHE:CZ	1:C:410:LEU:CD2	2.41	1.02
1:G:294:PRO:O	1:G:297:VAL:HG23	1.59	1.02
1:J:174:MET:HE1	1:J:241:LEU:HD22	1.35	1.01
1:F:122:LYS:CB	1:G:276:SER:OG	2.08	1.01
1:P:35:MET:HG3	1:P:45:ILE:CG1	1.91	1.01
1:H:35:MET:HG3	1:H:45:ILE:CG1	1.91	1.01
1:C:35:MET:HG3	1:C:45:ILE:CG1	1.91	1.01
1:M:35:MET:HG3	1:M:45:ILE:CG1	1.91	1.01
1:J:25:ASP:OD1	1:N:86:LYS:HG2	1.57	1.01
1:E:369:PHE:CZ	1:E:410:LEU:CD2	2.41	1.01
1:K:369:PHE:CZ	1:K:410:LEU:CD2	2.41	1.01
1:Q:294:PRO:O	1:Q:297:VAL:HG23	1.59	1.01
1:A:122:LYS:CB	1:Q:276:SER:OG	2.08	1.01
1:C:174:MET:HE2	1:C:241:LEU:CB	1.83	1.01
1:K:174:MET:HE2	1:K:241:LEU:CB	1.78	1.01
1:E:12:TYR:CZ	1:E:77:VAL:HG11	1.95	1.01
1:K:12:TYR:CZ	1:K:77:VAL:HG11	1.95	1.01
1:I:25:ASP:OD1	1:M:86:LYS:HG2	1.57	1.01
1:F:19:PHE:CE1	1:F:92:ILE:CG1	2.26	1.01
1:L:35:MET:HG3	1:L:45:ILE:HB	1.36	1.01
1:J:12:TYR:HH	1:J:93:LYS:HD2	1.03	1.01
1:I:146:ASN:O	1:I:280:THR:HB	1.59	1.01
1:K:146:ASN:O	1:K:280:THR:HB	1.59	1.01
1:M:146:ASN:O	1:M:280:THR:HB	1.59	1.01
1:H:122:LYS:CB	1:I:276:SER:OG	2.08	1.01
1:F:188:SER:OG	1:F:189:PRO:CD	2.08	1.01
1:A:188:SER:OG	1:A:189:PRO:CD	2.08	1.01
1:C:188:SER:OG	1:C:189:PRO:CD	2.08	1.01
1:O:276:SER:OG	1:P:122:LYS:CB	2.08	1.01
1:P:294:PRO:O	1:P:297:VAL:HG23	1.59	1.01
1:M:188:SER:OG	1:M:189:PRO:CD	2.08	1.01
1:K:35:MET:HG3	1:K:45:ILE:CG1	1.91	1.01
1:C:12:TYR:CZ	1:C:77:VAL:HG11	1.95	1.01
1:M:12:TYR:CZ	1:M:77:VAL:HG11	1.95	1.01

Continued on next page...

Continued from previous page...

Atom-1	Atom-2	Interatomic distance (Å)	Clash overlap (Å)
1:J:12:TYR:CZ	1:J:77:VAL:HG11	1.95	1.01
1:N:12:TYR:CZ	1:N:77:VAL:HG11	1.95	1.01
1:I:242:LEU:HD23	1:I:262:ILE:CG2	1.89	1.01
1:O:242:LEU:HD23	1:O:262:ILE:CG2	1.89	1.01
1:N:276:SER:OG	1:O:122:LYS:CB	2.08	1.01
1:C:122:LYS:CB	1:D:276:SER:OG	2.08	1.01
1:E:146:ASN:O	1:E:280:THR:HB	1.59	1.01
1:O:146:ASN:O	1:O:280:THR:HB	1.59	1.01
1:C:146:ASN:O	1:C:280:THR:HB	1.59	1.01
1:C:276:SER:OG	1:J:122:LYS:CB	2.08	1.01
1:Q:188:SER:OG	1:Q:189:PRO:CD	2.08	1.01
1:E:35:MET:HG3	1:E:45:ILE:CG1	1.91	1.01
1:C:35:MET:HG3	1:C:45:ILE:CB	1.90	1.01
1:C:86:LYS:HG2	1:O:25:ASP:OD1	1.57	1.01
1:F:35:MET:HG3	1:F:45:ILE:CG1	1.91	1.01
1:F:45:ILE:O	1:F:49:ILE:HD12	1.61	1.01
1:A:35:MET:HG3	1:A:45:ILE:CG1	1.91	1.01
1:H:376:PRO:HB2	1:H:379:ALA:HB2	1.43	1.01
1:P:376:PRO:HB2	1:P:379:ALA:HB2	1.43	1.01
1:A:276:SER:OG	1:K:122:LYS:CB	2.08	1.01
1:E:127:ARG:HH12	1:E:130:PRO:HG2	1.13	1.01
1:E:122:LYS:CB	1:F:276:SER:OG	2.08	1.01
1:M:292:LEU:HD12	1:M:319:THR:HG23	1.04	1.01
1:I:122:LYS:CB	1:J:276:SER:OG	2.08	1.01
1:L:276:SER:OG	1:M:122:LYS:CB	2.08	1.01
1:M:276:SER:OG	1:N:122:LYS:CB	2.08	1.01
1:N:294:PRO:O	1:N:297:VAL:HG23	1.59	1.01
1:H:294:PRO:O	1:H:297:VAL:HG23	1.59	1.01
1:G:188:SER:OG	1:G:189:PRO:CD	2.08	1.01
1:H:35:MET:HG3	1:H:45:ILE:CB	1.90	1.01
1:J:188:SER:OG	1:J:189:PRO:CD	2.08	1.01
1:C:12:TYR:HH	1:C:93:LYS:HD2	0.98	1.01
1:M:35:MET:HG3	1:M:45:ILE:CB	1.90	1.01
1:F:12:TYR:CZ	1:F:77:VAL:HG11	1.95	1.01
1:A:45:ILE:O	1:A:49:ILE:HD12	1.61	1.01
1:D:35:MET:HG3	1:D:45:ILE:HB	1.36	1.01
1:A:292:LEU:HD12	1:A:319:THR:HG23	1.04	1.01
1:N:35:MET:HG3	1:N:45:ILE:CG1	1.91	1.01
1:P:276:SER:OG	1:Q:122:LYS:CB	2.08	1.01
1:G:122:LYS:CB	1:H:276:SER:OG	2.08	1.01
1:N:146:ASN:O	1:N:280:THR:HB	1.59	1.01

Continued on next page...

Continued from previous page...

Atom-1	Atom-2	Interatomic distance (Å)	Clash overlap (Å)
1:D:188:SER:OG	1:D:189:PRO:CD	2.08	1.00
1:L:188:SER:OG	1:L:189:PRO:CD	2.08	1.00
1:M:357:LEU:CD1	1:M:430:LYS:HZ1	1.55	1.00
1:F:292:LEU:HD12	1:F:319:THR:HG23	1.04	1.00
1:Q:35:MET:HG3	1:Q:45:ILE:CB	1.90	1.00
1:Q:45:ILE:O	1:Q:49:ILE:HD12	1.61	1.00
1:G:45:ILE:O	1:G:49:ILE:HD12	1.61	1.00
1:G:12:TYR:HH	1:G:93:LYS:HD2	1.20	1.00
1:P:35:MET:HG3	1:P:45:ILE:CB	1.90	1.00
1:E:45:ILE:O	1:E:49:ILE:HD12	1.61	1.00
1:N:188:SER:OG	1:N:189:PRO:CD	2.08	1.00
1:O:35:MET:HG3	1:O:45:ILE:CG1	1.91	1.00
1:K:357:LEU:CD1	1:K:430:LYS:HZ1	1.66	1.00
1:I:35:MET:HG3	1:I:45:ILE:CG1	1.91	1.00
1:I:35:MET:HG3	1:I:45:ILE:CB	1.90	1.00
1:J:35:MET:HG3	1:J:45:ILE:CG1	1.91	1.00
1:N:35:MET:HE2	1:N:35:MET:HA	1.43	1.00
1:N:12:TYR:HH	1:N:93:LYS:HD2	1.03	1.00
1:G:376:PRO:HB2	1:G:379:ALA:HB2	1.43	1.00
1:C:292:LEU:HD12	1:C:319:THR:HG23	1.04	1.00
1:O:294:PRO:O	1:O:297:VAL:HG23	1.59	1.00
1:J:146:ASN:O	1:J:280:THR:HB	1.59	1.00
1:J:294:PRO:O	1:J:297:VAL:HG23	1.59	1.00
1:D:122:LYS:CB	1:E:276:SER:OG	2.08	1.00
1:E:188:SER:OG	1:E:189:PRO:CD	2.08	1.00
1:G:35:MET:HG3	1:G:45:ILE:CB	1.90	1.00
1:A:350:THR:CA	1:A:353:ILE:HG21	1.85	1.00
1:K:45:ILE:O	1:K:49:ILE:HD12	1.61	1.00
1:O:35:MET:HG3	1:O:45:ILE:CB	1.90	1.00
1:E:357:LEU:CD1	1:E:430:LYS:HZ1	1.66	1.00
1:J:35:MET:HG3	1:J:45:ILE:CB	1.90	1.00
1:Q:376:PRO:HB2	1:Q:379:ALA:HB2	1.43	1.00
1:M:294:PRO:O	1:M:297:VAL:HG23	1.59	1.00
1:I:294:PRO:O	1:I:297:VAL:HG23	1.59	1.00
1:K:276:SER:OG	1:L:122:LYS:CB	2.08	1.00
1:F:294:PRO:O	1:F:297:VAL:HG23	1.59	1.00
1:K:188:SER:OG	1:K:189:PRO:CD	2.08	1.00
1:Q:35:MET:HG3	1:Q:45:ILE:CG1	1.91	1.00
1:M:12:TYR:HH	1:M:93:LYS:HD2	0.98	1.00
1:A:134:LEU:CD2	1:A:164:VAL:CG2	2.34	1.00
1:A:174:MET:HE2	1:A:241:LEU:HB2	1.42	1.00

Continued on next page...

Continued from previous page...

Atom-1	Atom-2	Interatomic distance (Å)	Clash overlap (Å)
1:N:35:MET:HG3	1:N:45:ILE:CB	1.90	1.00
1:E:294:PRO:O	1:E:297:VAL:HG23	1.59	1.00
1:E:292:LEU:HD12	1:E:319:THR:HG23	1.04	1.00
1:C:294:PRO:O	1:C:297:VAL:HG23	1.59	1.00
1:M:134:LEU:CD2	1:M:164:VAL:CG2	2.34	1.00
1:C:177:LYS:O	1:C:240:CYS:HB2	1.62	1.00
1:M:177:LYS:O	1:M:240:CYS:HB2	1.62	1.00
1:O:177:LYS:O	1:O:240:CYS:HB2	1.62	1.00
1:I:177:LYS:O	1:I:240:CYS:HB2	1.62	1.00
1:F:322:ARG:HH11	1:F:352:ILE:HD11	1.25	1.00
1:F:350:THR:CA	1:F:353:ILE:HG21	1.85	1.00
1:A:294:PRO:O	1:A:297:VAL:HG23	1.59	1.00
1:K:134:LEU:CD2	1:K:164:VAL:CG2	2.34	1.00
1:L:294:PRO:O	1:L:297:VAL:HG23	1.59	1.00
1:F:134:LEU:CD2	1:F:164:VAL:CG2	2.34	1.00
1:G:35:MET:HG3	1:G:45:ILE:CG1	1.91	1.00
1:D:35:MET:HG3	1:D:45:ILE:CG1	1.91	1.00
1:K:292:LEU:HD12	1:K:319:THR:HG23	1.04	1.00
1:Q:245:LEU:HA	1:Q:265:THR:HG21	1.44	1.00
1:D:294:PRO:O	1:D:297:VAL:HG23	1.59	1.00
1:E:174:MET:HE2	1:E:241:LEU:CB	1.79	1.00
1:A:174:MET:CE	1:A:241:LEU:CD2	2.40	1.00
1:K:294:PRO:O	1:K:297:VAL:HG23	1.59	1.00
1:C:134:LEU:CD2	1:C:164:VAL:CG2	2.34	1.00
1:G:245:LEU:HA	1:G:265:THR:HG21	1.44	1.00
1:H:118:GLN:OE1	1:I:253:TRP:HZ3	1.42	1.00
1:N:134:LEU:CD2	1:N:164:VAL:CG2	2.34	1.00
1:Q:12:TYR:CZ	1:Q:77:VAL:HG11	1.95	1.00
1:L:35:MET:HG3	1:L:45:ILE:CG1	1.91	1.00
1:O:376:PRO:HB2	1:O:379:ALA:HB2	1.43	1.00
1:F:376:PRO:HB2	1:F:379:ALA:HB2	1.43	1.00
1:K:350:THR:CA	1:K:353:ILE:HG21	1.84	0.99
1:L:12:TYR:CZ	1:L:77:VAL:HG11	1.95	0.99
1:E:134:LEU:CD2	1:E:164:VAL:CG2	2.34	0.99
1:L:134:LEU:CD2	1:L:164:VAL:CG2	2.34	0.99
1:I:188:SER:OG	1:I:189:PRO:CD	2.08	0.99
1:G:12:TYR:CZ	1:G:77:VAL:HG11	1.95	0.99
1:A:322:ARG:HH11	1:A:352:ILE:HD11	1.25	0.99
1:I:376:PRO:HB2	1:I:379:ALA:HB2	1.43	0.99
1:H:177:LYS:O	1:H:240:CYS:HB2	1.62	0.99
1:E:177:LYS:O	1:E:240:CYS:HB2	1.62	0.99

Continued on next page...

Continued from previous page...

Atom-1	Atom-2	Interatomic distance (Å)	Clash overlap (Å)
1:M:174:MET:HE2	1:M:241:LEU:CB	1.85	0.99
1:E:350:THR:CA	1:E:353:ILE:HG21	1.84	0.99
1:D:12:TYR:CZ	1:D:77:VAL:HG11	1.95	0.99
1:A:376:PRO:HB2	1:A:379:ALA:HB2	1.43	0.99
1:D:376:PRO:HB2	1:D:379:ALA:HB2	1.43	0.99
1:Q:134:LEU:CD2	1:Q:164:VAL:CG2	2.34	0.99
1:O:245:LEU:HA	1:O:265:THR:HG21	1.44	0.99
1:N:177:LYS:O	1:N:240:CYS:HB2	1.62	0.99
1:P:177:LYS:O	1:P:240:CYS:HB2	1.62	0.99
1:K:177:LYS:O	1:K:240:CYS:HB2	1.62	0.99
1:J:134:LEU:CD2	1:J:164:VAL:CG2	2.34	0.99
1:P:188:SER:OG	1:P:189:PRO:CD	2.08	0.99
1:K:276:SER:HG	1:L:122:LYS:CD	1.71	0.99
1:O:188:SER:OG	1:O:189:PRO:CD	2.08	0.99
1:P:45:ILE:O	1:P:49:ILE:HD12	1.61	0.99
1:O:253:TRP:HZ3	1:P:118:GLN:OE1	1.42	0.99
1:H:45:ILE:O	1:H:49:ILE:HD12	1.61	0.99
1:J:43:GLU:O	1:J:47:HIS:N	1.96	0.99
1:N:43:GLU:O	1:N:47:HIS:N	1.96	0.99
1:G:134:LEU:CD2	1:G:164:VAL:CG2	2.34	0.99
1:J:177:LYS:O	1:J:240:CYS:HB2	1.62	0.99
1:H:188:SER:OG	1:H:189:PRO:CD	2.08	0.99
1:D:134:LEU:CD2	1:D:164:VAL:CG2	2.34	0.99
1:D:122:LYS:CD	1:E:276:SER:HG	1.71	0.99
1:I:43:GLU:O	1:I:47:HIS:N	1.96	0.99
1:E:322:ARG:HH11	1:E:352:ILE:HD11	1.25	0.99
1:O:134:LEU:CD2	1:O:164:VAL:CG2	2.34	0.99
1:A:12:TYR:CZ	1:A:77:VAL:HG11	1.95	0.99
1:O:43:GLU:O	1:O:47:HIS:N	1.96	0.99
1:E:376:PRO:HB2	1:E:379:ALA:HB2	1.43	0.99
1:L:376:PRO:HB2	1:L:379:ALA:HB2	1.43	0.99
1:I:245:LEU:HA	1:I:265:THR:HG21	1.44	0.99
1:F:157:LYS:CG	2:F:1301:DTP:O2B	2.11	0.99
1:F:174:MET:CE	1:F:241:LEU:CD2	2.41	0.99
1:M:43:GLU:O	1:M:47:HIS:N	1.96	0.99
1:D:45:ILE:O	1:D:49:ILE:HD12	1.61	0.99
1:D:376:PRO:HB2	1:D:379:ALA:HB3	1.43	0.99
1:C:376:PRO:HB2	1:C:379:ALA:HB2	1.43	0.99
1:C:174:MET:CE	1:C:241:LEU:CD2	2.41	0.99
1:Q:174:MET:HE3	1:Q:241:LEU:HB2	1.01	0.99
1:C:43:GLU:O	1:C:47:HIS:N	1.96	0.99

Continued on next page...

Continued from previous page...

Atom-1	Atom-2	Interatomic distance (Å)	Clash overlap (Å)
1:L:35:MET:HE2	1:L:35:MET:HA	1.45	0.99
1:M:174:MET:CE	1:M:241:LEU:CD2	2.41	0.99
1:G:36:PRO:HG2	1:G:39:ILE:HG22	1.45	0.99
1:L:45:ILE:O	1:L:49:ILE:HD12	1.61	0.99
1:A:245:LEU:CA	1:A:265:THR:CG2	2.41	0.99
1:K:376:PRO:HB2	1:K:379:ALA:HB2	1.43	0.99
1:P:134:LEU:CD2	1:P:164:VAL:CG2	2.34	0.98
1:L:376:PRO:HB2	1:L:379:ALA:HB3	1.43	0.98
1:I:134:LEU:CD2	1:I:164:VAL:CG2	2.34	0.98
1:O:157:LYS:CG	2:O:1301:DTP:O1B	2.11	0.98
1:G:157:LYS:CG	2:G:1301:DTP:O2B	2.11	0.98
1:A:177:LYS:O	1:A:240:CYS:HB2	1.63	0.98
1:P:518:LEU:CD2	1:P:646:UNK:O	2.11	0.98
1:E:146:ASN:HD21	1:E:280:THR:HG21	1.28	0.98
1:J:322:ARG:HH12	1:J:352:ILE:HD11	1.17	0.98
1:E:174:MET:CE	1:E:241:LEU:CD2	2.41	0.98
1:H:122:LYS:CD	1:I:276:SER:HG	1.72	0.98
1:Q:36:PRO:HG2	1:Q:39:ILE:HG22	1.45	0.98
1:P:36:PRO:HG2	1:P:39:ILE:HG22	1.45	0.98
1:H:36:PRO:HG2	1:H:39:ILE:HG22	1.45	0.98
1:K:322:ARG:HH11	1:K:352:ILE:HD11	1.25	0.98
1:M:376:PRO:HB2	1:M:379:ALA:HB2	1.43	0.98
1:Q:157:LYS:CG	2:Q:1301:DTP:O1B	2.11	0.98
1:H:518:LEU:CD2	1:H:646:UNK:O	2.11	0.98
1:F:518:LEU:CD2	1:F:646:UNK:O	2.11	0.98
1:L:174:MET:CE	1:L:241:LEU:CD2	2.41	0.98
1:K:174:MET:CE	1:K:241:LEU:CD2	2.41	0.98
1:C:157:LYS:CG	2:C:1301:DTP:O2B	2.11	0.98
1:G:177:LYS:O	1:G:240:CYS:HB2	1.62	0.98
1:A:518:LEU:CD2	1:A:646:UNK:O	2.11	0.98
1:D:146:ASN:HD21	1:D:280:THR:HG21	1.28	0.98
1:K:146:ASN:HD21	1:K:280:THR:HG21	1.28	0.98
1:O:174:MET:CE	1:O:241:LEU:CD2	2.41	0.98
1:D:174:MET:CE	1:D:241:LEU:CD2	2.41	0.98
1:F:245:LEU:CA	1:F:265:THR:CG2	2.42	0.98
1:Q:174:MET:CE	1:Q:241:LEU:CD2	2.41	0.98
1:H:43:GLU:O	1:H:47:HIS:N	1.96	0.98
1:G:174:MET:CE	1:G:241:LEU:CD2	2.41	0.98
1:F:376:PRO:HB2	1:F:379:ALA:HB3	1.43	0.98
1:G:322:ARG:HH11	1:G:352:ILE:HD11	1.25	0.98
1:L:276:SER:HG	1:M:122:LYS:CD	1.71	0.98

Continued on next page...

Continued from previous page...

Atom-1	Atom-2	Interatomic distance (Å)	Clash overlap (Å)
1:M:157:LYS:CG	2:M:1301:DTP:O1B	2.11	0.98
1:N:518:LEU:CD2	1:N:646:UNK:O	2.11	0.98
1:J:518:LEU:CD2	1:J:646:UNK:O	2.11	0.98
1:D:518:LEU:CD2	1:D:646:UNK:O	2.11	0.98
1:K:518:LEU:CD2	1:K:646:UNK:O	2.11	0.98
1:F:146:ASN:HD21	1:F:280:THR:HG21	1.28	0.98
1:L:146:ASN:HD21	1:L:280:THR:HG21	1.28	0.98
1:L:43:GLU:O	1:L:47:HIS:N	1.96	0.98
1:A:376:PRO:HB2	1:A:379:ALA:HB3	1.43	0.98
1:A:276:SER:HG	1:K:122:LYS:CD	1.70	0.98
1:Q:177:LYS:O	1:Q:240:CYS:HB2	1.62	0.98
1:L:518:LEU:CD2	1:L:646:UNK:O	2.11	0.98
1:N:322:ARG:HH12	1:N:352:ILE:HD11	1.17	0.98
1:I:174:MET:CE	1:I:241:LEU:CD2	2.41	0.98
1:K:174:MET:HE3	1:K:241:LEU:HB2	1.00	0.98
1:H:134:LEU:CD2	1:H:164:VAL:CG2	2.34	0.98
1:P:43:GLU:O	1:P:47:HIS:N	1.96	0.98
1:N:376:PRO:HB2	1:N:379:ALA:HB3	1.43	0.98
1:E:122:LYS:CD	1:F:276:SER:HG	1.70	0.98
1:Q:322:ARG:HH11	1:Q:352:ILE:HD11	1.25	0.98
1:C:322:ARG:HH12	1:C:352:ILE:HD11	1.16	0.98
1:M:322:ARG:HH12	1:M:352:ILE:HD11	1.16	0.98
1:F:177:LYS:O	1:F:240:CYS:HB2	1.62	0.98
1:E:518:LEU:CD2	1:E:646:UNK:O	2.11	0.98
1:A:146:ASN:HD21	1:A:280:THR:HG21	1.28	0.98
1:P:174:MET:CE	1:P:241:LEU:CD2	2.41	0.98
1:D:43:GLU:O	1:D:47:HIS:N	1.96	0.98
1:O:376:PRO:HB2	1:O:379:ALA:HB3	1.43	0.98
1:E:376:PRO:HB2	1:E:379:ALA:HB3	1.43	0.98
1:K:157:LYS:CG	2:K:1301:DTP:O1B	2.11	0.98
1:I:157:LYS:CG	2:I:1301:DTP:O2B	2.11	0.98
1:L:157:LYS:CG	2:L:1301:DTP:O1B	2.11	0.98
1:H:174:MET:CE	1:H:241:LEU:CD2	2.41	0.98
1:E:157:LYS:CG	2:E:1301:DTP:O2B	2.11	0.98
1:L:177:LYS:O	1:L:240:CYS:HB2	1.62	0.98
1:I:518:LEU:CD2	1:I:646:UNK:O	2.11	0.98
1:D:157:LYS:CG	2:D:1301:DTP:O2B	2.11	0.98
1:Q:350:THR:CA	1:Q:353:ILE:HG21	1.84	0.98
1:F:36:PRO:HG2	1:F:39:ILE:HG22	1.45	0.98
1:H:375:PHE:CZ	1:H:381:ILE:HD12	1.99	0.98
1:O:375:PHE:CZ	1:O:381:ILE:HD12	1.99	0.98

Continued on next page...

Continued from previous page...

Atom-1	Atom-2	Interatomic distance (Å)	Clash overlap (Å)
1:G:375:PHE:CZ	1:G:381:ILE:HD12	1.99	0.98
1:F:375:PHE:CZ	1:F:381:ILE:HD12	1.99	0.98
1:K:376:PRO:HB2	1:K:379:ALA:HB3	1.43	0.98
1:O:518:LEU:CD2	1:O:646:UNK:O	2.11	0.98
1:N:174:MET:CE	1:N:241:LEU:CD2	2.41	0.98
1:D:245:LEU:CA	1:D:265:THR:CG2	2.42	0.98
1:Q:35:MET:HA	1:Q:35:MET:CE	1.94	0.98
1:P:375:PHE:CZ	1:P:381:ILE:HD12	1.99	0.98
1:I:375:PHE:CZ	1:I:381:ILE:HD12	1.99	0.98
1:I:376:PRO:HB2	1:I:379:ALA:HB3	1.43	0.98
1:Q:375:PHE:CZ	1:Q:381:ILE:HD12	1.99	0.98
1:A:375:PHE:CZ	1:A:381:ILE:HD12	1.99	0.98
1:J:376:PRO:HB2	1:J:379:ALA:HB3	1.43	0.98
1:G:146:ASN:HD21	1:G:280:THR:HG21	1.28	0.98
1:N:157:LYS:CG	2:N:1301:DTP:O1B	2.11	0.97
1:K:276:SER:CB	1:L:122:LYS:HB2	1.94	0.97
1:L:245:LEU:CA	1:L:265:THR:CG2	2.42	0.97
1:D:122:LYS:HB2	1:E:276:SER:CB	1.94	0.97
1:P:174:MET:HE2	1:P:241:LEU:CB	1.81	0.97
1:G:35:MET:HA	1:G:35:MET:CE	1.94	0.97
1:P:12:TYR:HH	1:P:93:LYS:HD2	1.18	0.97
1:G:350:THR:CA	1:G:353:ILE:HG21	1.84	0.97
1:E:122:LYS:HB2	1:F:276:SER:CB	1.94	0.97
1:D:177:LYS:O	1:D:240:CYS:HB2	1.62	0.97
1:C:146:ASN:HD21	1:C:280:THR:HG21	1.28	0.97
1:J:174:MET:CE	1:J:241:LEU:CD2	2.41	0.97
1:H:35:MET:HA	1:H:35:MET:CE	1.94	0.97
1:A:36:PRO:HG2	1:A:39:ILE:HG22	1.45	0.97
1:H:376:PRO:HB2	1:H:379:ALA:HB3	1.43	0.97
1:P:276:SER:HG	1:Q:122:LYS:CD	1.72	0.97
1:M:146:ASN:HD21	1:M:280:THR:HG21	1.28	0.97
1:J:157:LYS:CG	2:J:1301:DTP:O2B	2.11	0.97
1:P:35:MET:CE	1:P:35:MET:HA	1.94	0.97
1:O:35:MET:CE	1:O:35:MET:HA	1.94	0.97
1:N:12:TYR:HD2	1:N:77:VAL:HG21	1.30	0.97
1:A:276:SER:CB	1:K:122:LYS:HB2	1.94	0.97
1:E:171:GLN:HE21	1:E:178:ILE:HD13	1.27	0.97
1:Q:146:ASN:HD21	1:Q:280:THR:HG21	1.28	0.97
1:C:36:PRO:HG2	1:C:39:ILE:HG22	1.45	0.97
1:O:12:TYR:HD2	1:O:77:VAL:HG21	1.30	0.97
1:I:12:TYR:HD2	1:I:77:VAL:HG21	1.30	0.97

Continued on next page...

Continued from previous page...

Atom-1	Atom-2	Interatomic distance (Å)	Clash overlap (Å)
1:I:35:MET:HA	1:I:35:MET:CE	1.94	0.97
1:J:12:TYR:HD2	1:J:77:VAL:HG21	1.30	0.97
1:P:376:PRO:HB2	1:P:379:ALA:HB3	1.43	0.97
1:J:375:PHE:CZ	1:J:381:ILE:HD12	1.99	0.97
1:N:375:PHE:CZ	1:N:381:ILE:HD12	1.99	0.97
1:N:376:PRO:HB2	1:N:379:ALA:HB2	1.43	0.97
1:Q:192:VAL:HG23	1:Q:221:ILE:HD11	1.47	0.97
1:G:192:VAL:HG23	1:G:221:ILE:HD11	1.47	0.97
1:M:19:PHE:HZ	1:M:92:ILE:HG12	1.14	0.97
1:F:35:MET:HA	1:F:35:MET:CE	1.94	0.97
1:D:36:PRO:HG2	1:D:39:ILE:HG22	1.45	0.97
1:J:45:ILE:O	1:J:49:ILE:HD12	1.61	0.97
1:E:375:PHE:CZ	1:E:381:ILE:HD12	1.99	0.97
1:C:376:PRO:HB2	1:C:379:ALA:HB3	1.43	0.97
1:K:171:GLN:HE21	1:K:178:ILE:HD13	1.27	0.97
1:G:518:LEU:CD2	1:G:646:UNK:O	2.11	0.97
1:I:192:VAL:HG23	1:I:221:ILE:HD11	1.47	0.97
1:E:36:PRO:HG2	1:E:39:ILE:HG22	1.45	0.97
1:E:19:PHE:CE1	1:E:92:ILE:CD1	2.48	0.97
1:K:19:PHE:CE1	1:K:92:ILE:CD1	2.48	0.97
1:C:12:TYR:HD2	1:C:77:VAL:HG21	1.30	0.97
1:O:19:PHE:CE1	1:O:92:ILE:CD1	2.48	0.97
1:I:19:PHE:CE1	1:I:92:ILE:CD1	2.48	0.97
1:J:19:PHE:HZ	1:J:92:ILE:HG12	1.14	0.97
1:N:45:ILE:O	1:N:49:ILE:HD12	1.61	0.97
1:Q:376:PRO:HB2	1:Q:379:ALA:HB3	1.43	0.97
1:K:375:PHE:CZ	1:K:381:ILE:HD12	1.99	0.97
1:P:276:SER:CB	1:Q:122:LYS:HB2	1.94	0.97
1:G:122:LYS:HB2	1:H:276:SER:CB	1.94	0.97
1:N:146:ASN:ND2	1:N:280:THR:HG21	1.79	0.97
1:J:146:ASN:ND2	1:J:280:THR:HG21	1.79	0.97
1:O:192:VAL:HG23	1:O:221:ILE:HD11	1.47	0.97
1:H:157:LYS:CG	2:H:1301:DTP:O2B	2.11	0.97
1:G:43:GLU:O	1:G:47:HIS:N	1.96	0.97
1:P:19:PHE:CE1	1:P:92:ILE:CD1	2.48	0.97
1:H:19:PHE:CE1	1:H:92:ILE:CD1	2.48	0.97
1:C:19:PHE:HZ	1:C:92:ILE:HG12	1.14	0.97
1:A:19:PHE:CE1	1:A:92:ILE:CD1	2.48	0.97
1:A:35:MET:CE	1:A:35:MET:HA	1.94	0.97
1:Q:518:LEU:CD2	1:Q:646:UNK:O	2.11	0.97
1:E:174:MET:HE3	1:E:241:LEU:HB2	0.98	0.97

Continued on next page...

Continued from previous page...

Atom-1	Atom-2	Interatomic distance (Å)	Clash overlap (Å)
1:P:157:LYS:CG	2:P:1301:DTP:O1B	2.11	0.97
1:J:357:LEU:CD1	1:J:430:LYS:HZ1	1.63	0.97
1:Q:357:LEU:HD11	1:Q:430:LYS:CD	1.95	0.97
1:K:43:GLU:O	1:K:47:HIS:N	1.96	0.97
1:M:12:TYR:HD2	1:M:77:VAL:HG21	1.30	0.97
1:M:36:PRO:HG2	1:M:39:ILE:HG22	1.45	0.97
1:F:19:PHE:CE1	1:F:92:ILE:CD1	2.48	0.97
1:O:36:PRO:HG2	1:O:39:ILE:HG22	1.45	0.97
1:L:36:PRO:HG2	1:L:39:ILE:HG22	1.45	0.97
1:N:19:PHE:HZ	1:N:92:ILE:HG12	1.14	0.97
1:E:245:LEU:HA	1:E:265:THR:HG21	1.44	0.97
1:H:245:LEU:CA	1:H:265:THR:CG2	2.42	0.97
1:C:192:VAL:HG23	1:C:221:ILE:HD11	1.47	0.97
1:P:245:LEU:CA	1:P:265:THR:CG2	2.42	0.97
1:Q:43:GLU:O	1:Q:47:HIS:N	1.96	0.97
1:K:36:PRO:HG2	1:K:39:ILE:HG22	1.45	0.97
1:G:357:LEU:HD11	1:G:430:LYS:CD	1.95	0.97
1:G:376:PRO:HB2	1:G:379:ALA:HB3	1.43	0.97
1:J:376:PRO:HB2	1:J:379:ALA:HB2	1.43	0.97
1:G:122:LYS:CD	1:H:276:SER:HG	1.72	0.97
1:N:94:THR:CG2	1:N:98:GLN:HG3	1.95	0.97
1:A:94:THR:CG2	1:A:98:GLN:HG3	1.95	0.97
1:F:94:THR:CG2	1:F:98:GLN:HG3	1.95	0.97
1:A:122:LYS:HB2	1:Q:276:SER:CB	1.94	0.97
1:M:518:LEU:CD2	1:M:646:UNK:O	2.11	0.97
1:M:192:VAL:HG23	1:M:221:ILE:HD11	1.47	0.97
1:H:12:TYR:HD2	1:H:77:VAL:HG21	1.30	0.97
1:K:245:LEU:HA	1:K:265:THR:HG21	1.44	0.97
1:M:376:PRO:HB2	1:M:379:ALA:HB3	1.43	0.97
1:J:94:THR:CG2	1:J:98:GLN:HG3	1.95	0.97
1:L:94:THR:CG2	1:L:98:GLN:HG3	1.95	0.97
1:H:146:ASN:HD21	1:H:280:THR:HG21	1.28	0.97
1:F:122:LYS:HB2	1:G:276:SER:CB	1.94	0.96
1:K:192:VAL:HG23	1:K:221:ILE:HD11	1.47	0.96
1:E:192:VAL:HG23	1:E:221:ILE:HD11	1.47	0.96
1:E:43:GLU:O	1:E:47:HIS:N	1.96	0.96
1:I:36:PRO:HG2	1:I:39:ILE:HG22	1.45	0.96
1:J:19:PHE:CE1	1:J:92:ILE:CD1	2.48	0.96
1:N:19:PHE:CE1	1:N:92:ILE:CD1	2.48	0.96
1:H:369:PHE:CE2	1:H:410:LEU:HD23	2.00	0.96
1:P:369:PHE:CE2	1:P:410:LEU:HD23	2.00	0.96

Continued on next page...

Continued from previous page...

Atom-1	Atom-2	Interatomic distance (Å)	Clash overlap (Å)
1:C:94:THR:CG2	1:C:98:GLN:HG3	1.95	0.96
1:D:94:THR:CG2	1:D:98:GLN:HG3	1.95	0.96
1:C:518:LEU:CD2	1:C:646:UNK:O	2.11	0.96
1:E:146:ASN:ND2	1:E:280:THR:HG21	1.79	0.96
1:C:276:SER:CB	1:J:122:LYS:HB2	1.94	0.96
1:P:12:TYR:HD2	1:P:77:VAL:HG21	1.30	0.96
1:N:357:LEU:HD12	1:N:430:LYS:HZ3	1.30	0.96
1:O:45:ILE:O	1:O:49:ILE:HD12	1.61	0.96
1:M:94:THR:CG2	1:M:98:GLN:HG3	1.95	0.96
1:K:146:ASN:ND2	1:K:280:THR:HG21	1.79	0.96
1:M:276:SER:CB	1:N:122:LYS:HB2	1.94	0.96
1:D:369:PHE:CE2	1:D:410:LEU:HD23	2.00	0.96
1:M:375:PHE:CZ	1:M:381:ILE:HD12	1.99	0.96
1:P:146:ASN:HD21	1:P:280:THR:HG21	1.28	0.96
1:O:146:ASN:ND2	1:O:280:THR:HG21	1.79	0.96
1:J:146:ASN:HD21	1:J:280:THR:HG21	1.28	0.96
1:N:245:LEU:CA	1:N:265:THR:CG2	2.42	0.96
1:J:117:ASN:ND2	1:J:162:LEU:HD21	1.64	0.96
1:H:357:LEU:HD11	1:H:430:LYS:CD	1.95	0.96
1:Q:19:PHE:CE1	1:Q:92:ILE:CD1	2.48	0.96
1:F:43:GLU:O	1:F:47:HIS:N	1.96	0.96
1:O:45:ILE:O	1:O:49:ILE:HD11	1.66	0.96
1:I:45:ILE:O	1:I:49:ILE:HD11	1.66	0.96
1:A:174:MET:CE	1:A:241:LEU:CG	2.42	0.96
1:J:45:ILE:O	1:J:49:ILE:HD11	1.66	0.96
1:L:369:PHE:CE2	1:L:410:LEU:HD23	2.00	0.96
1:C:375:PHE:CZ	1:C:381:ILE:HD12	1.99	0.96
1:J:245:LEU:CA	1:J:265:THR:CG2	2.42	0.96
1:L:285:LEU:HD13	1:L:290:MET:HB3	0.96	0.96
1:D:285:LEU:HD13	1:D:290:MET:HB3	0.96	0.96
1:H:122:LYS:HB2	1:I:276:SER:CB	1.94	0.96
1:H:245:LEU:HA	1:H:265:THR:HG21	1.48	0.96
1:O:276:SER:CB	1:P:122:LYS:HB2	1.94	0.96
1:I:45:ILE:O	1:I:49:ILE:HD12	1.61	0.96
1:J:42:LYS:O	1:J:45:ILE:HG23	1.66	0.96
1:N:45:ILE:O	1:N:49:ILE:HD11	1.66	0.96
1:Q:369:PHE:CE2	1:Q:410:LEU:HD23	2.00	0.96
1:P:94:THR:CG2	1:P:98:GLN:HG3	1.95	0.96
1:Q:146:ASN:ND2	1:Q:280:THR:HG21	1.79	0.96
1:I:146:ASN:ND2	1:I:280:THR:HG21	1.79	0.96
1:N:146:ASN:HD21	1:N:280:THR:HG21	1.28	0.96

Continued on next page...

Continued from previous page...

Atom-1	Atom-2	Interatomic distance (Å)	Clash overlap (Å)
1:N:174:MET:HE2	1:N:241:LEU:CB	1.85	0.96
1:P:357:LEU:HD11	1:P:430:LYS:CD	1.95	0.96
1:L:322:ARG:HH12	1:L:352:ILE:HD11	1.17	0.96
1:P:245:LEU:HA	1:P:265:THR:HG21	1.48	0.96
1:A:43:GLU:O	1:A:47:HIS:N	1.96	0.96
1:L:19:PHE:CE1	1:L:92:ILE:CD1	2.48	0.96
1:D:12:TYR:CD2	1:D:77:VAL:HG21	2.01	0.96
1:N:42:LYS:O	1:N:45:ILE:HG23	1.66	0.96
1:O:94:THR:CG2	1:O:98:GLN:HG3	1.95	0.96
1:H:94:THR:CG2	1:H:98:GLN:HG3	1.95	0.96
1:G:146:ASN:ND2	1:G:280:THR:HG21	1.79	0.96
1:C:19:PHE:CE1	1:C:92:ILE:CD1	2.48	0.96
1:M:42:LYS:O	1:M:45:ILE:HG23	1.66	0.96
1:M:19:PHE:CE1	1:M:92:ILE:CD1	2.48	0.96
1:K:350:THR:C	1:K:353:ILE:CG2	2.13	0.96
1:E:350:THR:C	1:E:353:ILE:CG2	2.13	0.96
1:I:42:LYS:O	1:I:45:ILE:HG23	1.66	0.96
1:L:12:TYR:CD2	1:L:77:VAL:HG21	2.01	0.96
1:D:19:PHE:CE1	1:D:92:ILE:CD1	2.48	0.96
1:G:369:PHE:CE2	1:G:410:LEU:HD23	2.00	0.96
1:F:369:PHE:CE2	1:F:410:LEU:HD23	2.00	0.96
1:K:285:LEU:HD13	1:K:290:MET:HB3	0.96	0.96
1:I:322:ARG:HH12	1:I:352:ILE:HD11	1.16	0.96
1:C:122:LYS:HB2	1:D:276:SER:CB	1.94	0.96
1:I:94:THR:CG2	1:I:98:GLN:HG3	1.95	0.96
1:E:94:THR:CG2	1:E:98:GLN:HG3	1.95	0.96
1:I:146:ASN:HD21	1:I:280:THR:HG21	1.28	0.96
1:J:171:GLN:HE21	1:J:178:ILE:HD13	1.27	0.96
1:O:357:LEU:HD11	1:O:430:LYS:CD	1.95	0.96
1:F:350:THR:C	1:F:353:ILE:CG2	2.13	0.96
1:A:350:THR:C	1:A:353:ILE:CG2	2.13	0.96
1:J:357:LEU:HD11	1:J:430:LYS:CD	1.95	0.96
1:N:357:LEU:HD11	1:N:430:LYS:CD	1.95	0.96
1:E:12:TYR:CD2	1:E:77:VAL:HG21	2.01	0.96
1:K:12:TYR:CD2	1:K:77:VAL:HG21	2.01	0.96
1:C:42:LYS:O	1:C:45:ILE:HG23	1.66	0.96
1:A:369:PHE:CE2	1:A:410:LEU:HD23	2.00	0.96
1:E:285:LEU:HD13	1:E:290:MET:HB3	0.96	0.96
1:Q:94:THR:CG2	1:Q:98:GLN:HG3	1.95	0.96
1:H:146:ASN:ND2	1:H:280:THR:HG21	1.79	0.96
1:O:174:MET:CE	1:O:241:LEU:CG	2.43	0.96

Continued on next page...

Continued from previous page...

Atom-1	Atom-2	Interatomic distance (Å)	Clash overlap (Å)
1:D:322:ARG:HH11	1:D:352:ILE:HD11	1.25	0.96
1:G:12:TYR:HD2	1:G:77:VAL:HG21	1.30	0.96
1:C:45:ILE:O	1:C:49:ILE:HD12	1.61	0.96
1:O:42:LYS:O	1:O:45:ILE:HG23	1.66	0.96
1:D:375:PHE:CZ	1:D:381:ILE:HD12	1.99	0.96
1:C:285:LEU:HD13	1:C:290:MET:HB3	0.96	0.96
1:A:171:GLN:HE21	1:A:178:ILE:HD13	1.27	0.96
1:L:276:SER:CB	1:M:122:LYS:HB2	1.94	0.96
1:C:122:LYS:CD	1:D:276:SER:HG	1.70	0.96
1:K:94:THR:CG2	1:K:98:GLN:HG3	1.95	0.96
1:P:146:ASN:ND2	1:P:280:THR:HG21	1.79	0.96
1:O:146:ASN:HD21	1:O:280:THR:HG21	1.28	0.96
1:N:117:ASN:ND2	1:N:162:LEU:HD21	1.64	0.96
1:N:322:ARG:CZ	1:N:352:ILE:CD1	2.42	0.96
1:I:174:MET:CE	1:I:241:LEU:CG	2.43	0.96
1:O:174:MET:HE2	1:O:241:LEU:CB	1.81	0.96
1:L:350:THR:CA	1:L:353:ILE:HG21	1.85	0.96
1:I:357:LEU:HD11	1:I:430:LYS:CD	1.95	0.96
1:P:12:TYR:CD2	1:P:77:VAL:HG21	2.01	0.96
1:H:12:TYR:CD2	1:H:77:VAL:HG21	2.01	0.96
1:C:12:TYR:CD2	1:C:77:VAL:HG21	2.01	0.96
1:M:45:ILE:O	1:M:49:ILE:HD12	1.61	0.96
1:F:12:TYR:HD2	1:F:77:VAL:HG21	1.30	0.96
1:E:369:PHE:CE2	1:E:410:LEU:HD23	2.00	0.96
1:K:369:PHE:CE2	1:K:410:LEU:HD23	2.00	0.96
1:C:369:PHE:CE2	1:C:410:LEU:HD23	2.00	0.96
1:M:285:LEU:HD13	1:M:290:MET:HB3	0.96	0.96
1:G:94:THR:CG2	1:G:98:GLN:HG3	1.95	0.96
1:N:171:GLN:HE21	1:N:178:ILE:HD13	1.27	0.95
1:J:322:ARG:CZ	1:J:352:ILE:CD1	2.42	0.95
1:L:322:ARG:CZ	1:L:352:ILE:CD1	2.42	0.95
1:D:322:ARG:CZ	1:D:352:ILE:CD1	2.42	0.95
1:D:322:ARG:HH12	1:D:352:ILE:HD11	1.17	0.95
1:E:174:MET:CE	1:E:241:LEU:CG	2.43	0.95
1:D:350:THR:CA	1:D:353:ILE:HG21	1.85	0.95
1:E:357:LEU:HD11	1:E:430:LYS:CD	1.95	0.95
1:J:36:PRO:HG2	1:J:39:ILE:HG22	1.45	0.95
1:L:375:PHE:CZ	1:L:381:ILE:HD12	1.99	0.95
1:F:171:GLN:HE21	1:F:178:ILE:HD13	1.27	0.95
1:C:146:ASN:ND2	1:C:280:THR:HG21	1.79	0.95
1:K:174:MET:CE	1:K:241:LEU:CG	2.43	0.95

Continued on next page...

Continued from previous page...

Atom-1	Atom-2	Interatomic distance (Å)	Clash overlap (Å)
1:P:174:MET:CE	1:P:241:LEU:CG	2.43	0.95
1:L:357:LEU:CD1	1:L:430:LYS:HZ1	1.66	0.95
1:Q:12:TYR:HD2	1:Q:77:VAL:HG21	1.30	0.95
1:G:19:PHE:CE1	1:G:92:ILE:CD1	2.48	0.95
1:M:12:TYR:CD2	1:M:77:VAL:HG21	2.01	0.95
1:K:357:LEU:HD11	1:K:430:LYS:CD	1.95	0.95
1:L:42:LYS:O	1:L:45:ILE:HG23	1.66	0.95
1:M:369:PHE:CE2	1:M:410:LEU:HD23	2.00	0.95
1:C:322:ARG:CZ	1:C:352:ILE:CD1	2.42	0.95
1:N:276:SER:CB	1:O:122:LYS:HB2	1.94	0.95
1:L:146:ASN:ND2	1:L:280:THR:HG21	1.79	0.95
1:N:192:VAL:HG23	1:N:221:ILE:HD11	1.47	0.95
1:D:42:LYS:O	1:D:45:ILE:HG23	1.66	0.95
1:M:322:ARG:CZ	1:M:352:ILE:CD1	2.42	0.95
1:O:322:ARG:HH12	1:O:352:ILE:HD11	1.16	0.95
1:D:146:ASN:ND2	1:D:280:THR:HG21	1.79	0.95
1:M:146:ASN:ND2	1:M:280:THR:HG21	1.79	0.95
1:M:174:MET:CE	1:M:241:LEU:CG	2.43	0.95
1:C:174:MET:CE	1:C:241:LEU:CG	2.43	0.95
1:L:322:ARG:HH11	1:L:352:ILE:HD11	1.25	0.95
1:H:174:MET:CE	1:H:241:LEU:CG	2.43	0.95
1:G:42:LYS:O	1:G:45:ILE:HG23	1.66	0.95
1:H:42:LYS:O	1:H:45:ILE:HG23	1.66	0.95
1:F:42:LYS:O	1:F:45:ILE:HG23	1.66	0.95
1:K:269:LYS:O	1:K:273:ASP:HB2	1.67	0.95
1:I:122:LYS:HB2	1:J:276:SER:CB	1.94	0.95
1:I:322:ARG:CZ	1:I:352:ILE:CD1	2.42	0.95
1:O:171:GLN:HE21	1:O:178:ILE:HD13	1.27	0.95
1:O:322:ARG:CZ	1:O:352:ILE:CD1	2.42	0.95
1:F:174:MET:CE	1:F:241:LEU:CG	2.43	0.95
1:Q:174:MET:CE	1:Q:241:LEU:CG	2.43	0.95
1:F:357:LEU:CD1	1:F:430:LYS:HZ1	1.73	0.95
1:P:45:ILE:O	1:P:49:ILE:HD11	1.66	0.95
1:A:12:TYR:HD2	1:A:77:VAL:HG21	1.30	0.95
1:A:269:LYS:O	1:A:273:ASP:HB2	1.67	0.95
1:N:36:PRO:HG2	1:N:39:ILE:HG22	1.45	0.95
1:N:369:PHE:CE2	1:N:410:LEU:HD23	2.00	0.95
1:E:269:LYS:O	1:E:273:ASP:HB2	1.67	0.95
1:I:171:GLN:HE21	1:I:178:ILE:HD13	1.27	0.95
1:C:253:TRP:HZ3	1:J:118:GLN:OE1	1.42	0.95
1:J:174:MET:CE	1:J:241:LEU:CG	2.43	0.95

Continued on next page...

Continued from previous page...

Atom-1	Atom-2	Interatomic distance (Å)	Clash overlap (Å)
1:L:174:MET:CE	1:L:241:LEU:CG	2.43	0.95
1:F:269:LYS:O	1:F:273:ASP:HB2	1.67	0.95
1:A:357:LEU:HD11	1:A:430:LYS:CD	1.95	0.95
1:P:42:LYS:O	1:P:45:ILE:HG23	1.66	0.95
1:G:174:MET:CE	1:G:241:LEU:CG	2.43	0.95
1:I:12:TYR:CD2	1:I:77:VAL:HG21	2.01	0.95
1:L:12:TYR:HD2	1:L:77:VAL:HG21	1.30	0.95
1:L:35:MET:HA	1:L:35:MET:CE	1.94	0.95
1:D:35:MET:CE	1:D:35:MET:HA	1.94	0.95
1:I:369:PHE:CE2	1:I:410:LEU:HD23	2.00	0.95
1:N:174:MET:CE	1:N:241:LEU:CG	2.43	0.95
1:D:174:MET:CE	1:D:241:LEU:CG	2.43	0.95
1:L:357:LEU:HD11	1:L:430:LYS:CD	1.95	0.95
1:L:357:LEU:HD12	1:L:430:LYS:HZ3	1.31	0.95
1:Q:42:LYS:O	1:Q:45:ILE:HG23	1.66	0.95
1:P:39:ILE:HD11	1:P:76:PHE:CB	1.97	0.95
1:H:39:ILE:HD11	1:H:76:PHE:CB	1.97	0.95
1:H:45:ILE:O	1:H:49:ILE:HD11	1.66	0.95
1:J:192:VAL:HG23	1:J:221:ILE:HD11	1.47	0.95
1:A:42:LYS:O	1:A:45:ILE:HG23	1.66	0.95
1:O:12:TYR:CD2	1:O:77:VAL:HG21	2.01	0.95
1:O:39:ILE:HD11	1:O:76:PHE:CB	1.97	0.95
1:L:19:PHE:HZ	1:L:92:ILE:HG12	1.14	0.95
1:N:12:TYR:CD2	1:N:77:VAL:HG21	2.01	0.95
1:O:369:PHE:CE2	1:O:410:LEU:HD23	2.00	0.95
1:J:369:PHE:CE2	1:J:410:LEU:HD23	2.00	0.95
1:M:245:LEU:HA	1:M:265:THR:HG21	1.44	0.95
1:A:146:ASN:ND2	1:A:280:THR:HG21	1.79	0.95
1:L:269:LYS:O	1:L:273:ASP:HB2	1.67	0.95
1:D:269:LYS:O	1:D:273:ASP:HB2	1.67	0.95
1:D:357:LEU:HD11	1:D:430:LYS:CD	1.95	0.95
1:F:357:LEU:HD11	1:F:430:LYS:CD	1.95	0.95
1:I:39:ILE:HD11	1:I:76:PHE:CB	1.97	0.95
1:A:285:LEU:HD13	1:A:290:MET:HB3	0.96	0.95
1:J:12:TYR:CD2	1:J:77:VAL:HG21	2.01	0.95
1:Q:269:LYS:O	1:Q:273:ASP:HB2	1.67	0.95
1:F:285:LEU:HD13	1:F:290:MET:HB3	0.96	0.95
1:P:174:MET:HE3	1:P:241:LEU:HB2	0.95	0.95
1:Q:39:ILE:HD11	1:Q:76:PHE:CB	1.97	0.95
1:G:39:ILE:HD11	1:G:76:PHE:CB	1.97	0.95
1:M:253:TRP:HZ3	1:N:118:GLN:OE1	1.42	0.95

Continued on next page...

Continued from previous page...

Atom-1	Atom-2	Interatomic distance (Å)	Clash overlap (Å)
1:J:285:LEU:HD13	1:J:290:MET:HB3	0.96	0.95
1:E:42:LYS:O	1:E:45:ILE:HG23	1.66	0.95
1:D:12:TYR:HD2	1:D:77:VAL:HG21	1.30	0.95
1:G:269:LYS:O	1:G:273:ASP:HB2	1.67	0.95
1:F:146:ASN:ND2	1:F:280:THR:HG21	1.79	0.95
1:N:285:LEU:HD13	1:N:290:MET:HB3	0.96	0.94
1:P:269:LYS:O	1:P:273:ASP:HB2	1.67	0.94
1:D:357:LEU:CD1	1:D:430:LYS:HZ1	1.65	0.94
1:C:19:PHE:CE2	1:C:92:ILE:HG12	2.01	0.94
1:D:19:PHE:HZ	1:D:92:ILE:HG12	1.14	0.94
1:C:245:LEU:HA	1:C:265:THR:HG21	1.44	0.94
1:P:322:ARG:HH11	1:P:352:ILE:HD11	1.25	0.94
1:K:42:LYS:O	1:K:45:ILE:HG23	1.66	0.94
1:K:12:TYR:HD2	1:K:77:VAL:HG21	1.30	0.94
1:C:45:ILE:O	1:C:49:ILE:HD11	1.66	0.94
1:M:19:PHE:CE2	1:M:92:ILE:HG12	2.01	0.94
1:L:35:MET:HE3	1:L:40:LEU:CD1	1.97	0.94
1:J:39:ILE:HD11	1:J:76:PHE:CB	1.97	0.94
1:N:39:ILE:HD11	1:N:76:PHE:CB	1.97	0.94
1:A:253:TRP:HZ3	1:K:118:GLN:OE1	1.42	0.94
1:H:269:LYS:O	1:H:273:ASP:HB2	1.67	0.94
1:H:322:ARG:HH11	1:H:352:ILE:HD11	1.25	0.94
1:A:357:LEU:CD1	1:A:430:LYS:HZ1	1.73	0.94
1:O:19:PHE:CE2	1:O:92:ILE:HA	2.02	0.94
1:I:19:PHE:HZ	1:I:92:ILE:HG12	1.14	0.94
1:N:19:PHE:CE2	1:N:92:ILE:HA	2.02	0.94
1:E:118:GLN:OE1	1:F:253:TRP:HZ3	1.42	0.94
1:N:245:LEU:HA	1:N:265:THR:HG21	1.48	0.94
1:I:174:MET:HE2	1:I:241:LEU:CB	1.83	0.94
1:N:357:LEU:CD1	1:N:430:LYS:HZ1	1.67	0.94
1:E:12:TYR:HD2	1:E:77:VAL:HG21	1.30	0.94
1:I:19:PHE:CE2	1:I:92:ILE:HA	2.02	0.94
1:J:19:PHE:CE2	1:J:92:ILE:HA	2.02	0.94
1:Q:242:LEU:CD2	1:Q:262:ILE:CG2	2.45	0.94
1:C:301:LEU:HG	1:C:324:LEU:HD11	1.50	0.94
1:M:301:LEU:HG	1:M:324:LEU:HD11	1.50	0.94
1:G:242:LEU:CD2	1:G:262:ILE:CG2	2.45	0.94
1:C:269:LYS:O	1:C:273:ASP:HB2	1.67	0.94
1:J:245:LEU:HA	1:J:265:THR:HG21	1.48	0.94
1:P:192:VAL:HG23	1:P:221:ILE:HD11	1.47	0.94
1:M:350:THR:O	1:M:354:GLU:N	2.01	0.94

Continued on next page...

Continued from previous page...

Atom-1	Atom-2	Interatomic distance (Å)	Clash overlap (Å)
1:C:350:THR:O	1:C:354:GLU:N	2.01	0.94
1:C:357:LEU:HD11	1:C:430:LYS:CD	1.95	0.94
1:Q:12:TYR:CD2	1:Q:77:VAL:HG21	2.01	0.94
1:G:12:TYR:CD2	1:G:77:VAL:HG21	2.01	0.94
1:M:19:PHE:CE2	1:M:92:ILE:HA	2.02	0.94
1:M:45:ILE:O	1:M:49:ILE:HD11	1.66	0.94
1:M:269:LYS:O	1:M:273:ASP:HB2	1.67	0.94
1:N:253:TRP:HZ3	1:O:118:GLN:OE1	1.42	0.94
1:O:241:LEU:HD21	1:O:263:LEU:HD23	0.94	0.94
1:L:301:LEU:HG	1:L:324:LEU:HD11	1.50	0.94
1:D:301:LEU:HG	1:D:324:LEU:HD11	1.50	0.94
1:M:357:LEU:HD11	1:M:430:LYS:CD	1.95	0.94
1:P:19:PHE:CE2	1:P:92:ILE:HA	2.02	0.94
1:H:19:PHE:CE2	1:H:92:ILE:HA	2.02	0.94
1:C:19:PHE:CE2	1:C:92:ILE:HA	2.02	0.94
1:F:39:ILE:HD11	1:F:76:PHE:CB	1.97	0.94
1:A:39:ILE:HD11	1:A:76:PHE:CB	1.97	0.94
1:D:12:TYR:HH	1:D:93:LYS:HD2	1.28	0.94
1:K:245:LEU:CA	1:K:265:THR:CG2	2.46	0.94
1:E:245:LEU:CA	1:E:265:THR:CG2	2.46	0.94
1:G:171:GLN:HE21	1:G:178:ILE:HD13	1.27	0.94
1:I:301:LEU:HG	1:I:324:LEU:HD11	1.50	0.94
1:J:301:LEU:HG	1:J:324:LEU:HD11	1.50	0.94
1:I:241:LEU:HD21	1:I:263:LEU:HD23	0.94	0.94
1:H:285:LEU:HD13	1:H:290:MET:HB3	0.96	0.94
1:H:322:ARG:HH12	1:H:352:ILE:HD11	1.17	0.94
1:F:192:VAL:HG23	1:F:221:ILE:HD11	1.47	0.94
1:E:19:PHE:CE2	1:E:92:ILE:HG12	2.01	0.94
1:K:19:PHE:CE2	1:K:92:ILE:HG12	2.01	0.94
1:A:245:LEU:HA	1:A:265:THR:HG21	1.47	0.94
1:J:35:MET:CE	1:J:35:MET:HA	1.94	0.94
1:O:301:LEU:HG	1:O:324:LEU:HD11	1.50	0.94
1:Q:171:GLN:HE21	1:Q:178:ILE:HD13	1.27	0.94
1:A:118:GLN:OE1	1:Q:253:TRP:HZ3	1.42	0.94
1:N:301:LEU:HG	1:N:324:LEU:HD11	1.50	0.94
1:J:241:LEU:HD21	1:J:263:LEU:HD23	0.94	0.94
1:H:192:VAL:HG23	1:H:221:ILE:HD11	1.47	0.94
1:L:192:VAL:HG23	1:L:221:ILE:HD11	1.47	0.94
1:C:357:LEU:HD12	1:C:430:LYS:HZ3	1.17	0.94
1:F:245:LEU:HA	1:F:265:THR:HG21	1.48	0.94
1:A:192:VAL:HG23	1:A:221:ILE:HD11	1.47	0.94

Continued on next page...

Continued from previous page...

Atom-1	Atom-2	Interatomic distance (Å)	Clash overlap (Å)
1:P:285:LEU:HD13	1:P:290:MET:HB3	0.96	0.94
1:O:357:LEU:CD1	1:O:430:LYS:HZ1	1.71	0.94
1:Q:12:TYR:HH	1:Q:93:LYS:HD2	1.26	0.94
1:J:350:THR:O	1:J:354:GLU:N	2.01	0.94
1:N:350:THR:O	1:N:354:GLU:N	2.01	0.94
1:C:97:ARG:HH11	1:C:97:ARG:HG3	1.33	0.94
1:M:97:ARG:HG3	1:M:97:ARG:HH11	1.33	0.94
1:F:12:TYR:CD2	1:F:77:VAL:HG21	2.01	0.94
1:A:12:TYR:CD2	1:A:77:VAL:HG21	2.01	0.94
1:A:97:ARG:HG3	1:A:97:ARG:HH11	1.33	0.94
1:O:19:PHE:HZ	1:O:92:ILE:HG12	1.14	0.94
1:N:35:MET:CE	1:N:35:MET:HA	1.94	0.94
1:Q:285:LEU:HD13	1:Q:290:MET:HB3	0.96	0.94
1:G:285:LEU:HD13	1:G:290:MET:HB3	0.96	0.94
1:N:241:LEU:HD21	1:N:263:LEU:HD23	0.94	0.94
1:I:357:LEU:CD1	1:I:430:LYS:HZ1	1.71	0.94
1:O:357:LEU:HD12	1:O:430:LYS:HZ3	1.25	0.94
1:M:35:MET:CE	1:M:35:MET:HA	1.94	0.94
1:F:97:ARG:HG3	1:F:97:ARG:HH11	1.33	0.94
1:L:19:PHE:CE2	1:L:92:ILE:HA	2.02	0.94
1:I:285:LEU:HD13	1:I:290:MET:HB3	0.96	0.94
1:O:285:LEU:HD13	1:O:290:MET:HB3	0.96	0.94
1:I:118:GLN:OE1	1:J:253:TRP:HZ3	1.42	0.94
1:D:357:LEU:HD12	1:D:430:LYS:HZ3	1.33	0.94
1:J:174:MET:HE2	1:J:241:LEU:CB	1.87	0.93
1:D:192:VAL:HG23	1:D:221:ILE:HD11	1.47	0.93
1:K:19:PHE:HZ	1:K:92:ILE:HG12	1.14	0.93
1:C:35:MET:HA	1:C:35:MET:CE	1.94	0.93
1:D:35:MET:CG	1:D:45:ILE:HG12	1.99	0.93
1:D:19:PHE:CE2	1:D:92:ILE:HA	2.02	0.93
1:K:134:LEU:HD23	1:K:164:VAL:HG11	0.93	0.93
1:K:322:ARG:HH12	1:K:352:ILE:HD11	1.16	0.93
1:E:134:LEU:HD23	1:E:164:VAL:HG11	0.93	0.93
1:I:134:LEU:HD23	1:I:164:VAL:HG11	0.93	0.93
1:O:134:LEU:HD23	1:O:164:VAL:HG11	0.93	0.93
1:P:301:LEU:HG	1:P:324:LEU:HD11	1.50	0.93
1:P:322:ARG:HH12	1:P:352:ILE:HD11	1.17	0.93
1:L:350:THR:O	1:L:354:GLU:N	2.01	0.93
1:Q:19:PHE:CE2	1:Q:92:ILE:HA	2.02	0.93
1:G:19:PHE:CE2	1:G:92:ILE:HA	2.02	0.93
1:M:39:ILE:HD11	1:M:76:PHE:CB	1.97	0.93

Continued on next page...

Continued from previous page...

Atom-1	Atom-2	Interatomic distance (Å)	Clash overlap (Å)
1:F:35:MET:CG	1:F:45:ILE:HG12	1.99	0.93
1:A:35:MET:CG	1:A:45:ILE:HG12	1.99	0.93
1:A:19:PHE:HZ	1:A:92:ILE:HG12	1.14	0.93
1:I:97:ARG:HG3	1:I:97:ARG:HH11	1.33	0.93
1:L:35:MET:CG	1:L:45:ILE:HG12	1.99	0.93
1:L:12:TYR:HH	1:L:93:LYS:HD2	1.28	0.93
1:M:134:LEU:HD23	1:M:164:VAL:HG11	0.93	0.93
1:O:269:LYS:O	1:O:273:ASP:HB2	1.67	0.93
1:F:118:GLN:OE1	1:G:253:TRP:HZ3	1.42	0.93
1:M:242:LEU:CD2	1:M:262:ILE:CG2	2.45	0.93
1:M:241:LEU:HD21	1:M:263:LEU:HD23	0.94	0.93
1:L:241:LEU:HD21	1:L:263:LEU:HD23	0.94	0.93
1:D:241:LEU:HD21	1:D:263:LEU:HD23	0.94	0.93
1:P:322:ARG:CZ	1:P:352:ILE:CD1	2.42	0.93
1:C:39:ILE:HD11	1:C:76:PHE:CB	1.97	0.93
1:L:19:PHE:CE2	1:L:92:ILE:HG12	2.01	0.93
1:D:39:ILE:HD11	1:D:76:PHE:CB	1.97	0.93
1:D:97:ARG:HG3	1:D:97:ARG:HH11	1.33	0.93
1:E:322:ARG:CZ	1:E:352:ILE:CD1	2.42	0.93
1:Q:301:LEU:HG	1:Q:324:LEU:HD11	1.50	0.93
1:G:301:LEU:HG	1:G:324:LEU:HD11	1.50	0.93
1:C:134:LEU:HD23	1:C:164:VAL:HG11	0.93	0.93
1:K:253:TRP:HZ3	1:L:118:GLN:OE1	1.42	0.93
1:H:301:LEU:HG	1:H:324:LEU:HD11	1.50	0.93
1:H:322:ARG:CZ	1:H:352:ILE:CD1	2.42	0.93
1:D:350:THR:O	1:D:354:GLU:N	2.01	0.93
1:Q:42:LYS:O	1:Q:45:ILE:CG2	2.17	0.93
1:G:42:LYS:O	1:G:45:ILE:CG2	2.17	0.93
1:Q:357:LEU:CD1	1:Q:430:LYS:HZ1	1.60	0.93
1:E:35:MET:CE	1:E:35:MET:HA	1.94	0.93
1:O:97:ARG:HG3	1:O:97:ARG:HH11	1.33	0.93
1:L:39:ILE:HD11	1:L:76:PHE:CB	1.97	0.93
1:K:322:ARG:CZ	1:K:352:ILE:CD1	2.42	0.93
1:C:242:LEU:CD2	1:C:262:ILE:CG2	2.45	0.93
1:C:241:LEU:HD21	1:C:263:LEU:HD23	0.94	0.93
1:P:350:THR:CA	1:P:353:ILE:HG21	1.85	0.93
1:H:97:ARG:HH11	1:H:97:ARG:HG3	1.33	0.93
1:E:19:PHE:HZ	1:E:92:ILE:HG12	1.14	0.93
1:L:97:ARG:HH11	1:L:97:ARG:HG3	1.33	0.93
1:D:19:PHE:CE2	1:D:92:ILE:HG12	2.01	0.93
1:K:301:LEU:HG	1:K:324:LEU:HD11	1.50	0.93

Continued on next page...

Continued from previous page...

Atom-1	Atom-2	Interatomic distance (Å)	Clash overlap (Å)
1:I:269:LYS:O	1:I:273:ASP:HB2	1.67	0.93
1:K:35:MET:CE	1:K:35:MET:HA	1.94	0.93
1:I:15:ILE:HD12	1:I:92:ILE:HG23	1.51	0.93
1:E:301:LEU:HG	1:E:324:LEU:HD11	1.50	0.93
1:G:287:HIS:HD2	1:G:289:SER:H	1.13	0.93
1:G:322:ARG:HH12	1:G:352:ILE:HD11	1.16	0.93
1:I:242:LEU:CD2	1:I:262:ILE:CG2	2.45	0.93
1:O:242:LEU:CD2	1:O:262:ILE:CG2	2.45	0.93
1:A:122:LYS:HD2	1:Q:276:SER:HG	0.81	0.93
1:J:269:LYS:O	1:J:273:ASP:HB2	1.67	0.93
1:P:357:LEU:CD1	1:P:430:LYS:HZ1	1.61	0.93
1:H:350:THR:CA	1:H:353:ILE:HG21	1.85	0.93
1:I:357:LEU:HD12	1:I:430:LYS:HZ3	1.25	0.93
1:Q:19:PHE:HZ	1:Q:92:ILE:HG12	1.14	0.93
1:F:19:PHE:HZ	1:F:92:ILE:HG12	1.14	0.93
1:A:42:LYS:O	1:A:45:ILE:CG2	2.17	0.93
1:O:11:GLN:O	1:O:15:ILE:HG23	1.69	0.93
1:I:11:GLN:O	1:I:15:ILE:HG23	1.69	0.93
1:I:42:LYS:O	1:I:45:ILE:CG2	2.17	0.93
1:Q:134:LEU:HD23	1:Q:164:VAL:HG11	0.93	0.93
1:Q:287:HIS:HD2	1:Q:289:SER:H	1.13	0.93
1:Q:301:LEU:HD23	1:Q:328:ALA:HB2	1.51	0.93
1:G:134:LEU:HD23	1:G:164:VAL:HG11	0.93	0.93
1:D:118:GLN:OE1	1:E:253:TRP:HZ3	1.42	0.93
1:P:11:GLN:O	1:P:15:ILE:HG23	1.69	0.93
1:P:97:ARG:HG3	1:P:97:ARG:HH11	1.33	0.93
1:H:42:LYS:O	1:H:45:ILE:CG2	2.17	0.93
1:E:39:ILE:HD11	1:E:76:PHE:CB	1.97	0.93
1:F:42:LYS:O	1:F:45:ILE:CG2	2.17	0.93
1:O:15:ILE:HD12	1:O:92:ILE:HG23	1.51	0.93
1:O:42:LYS:O	1:O:45:ILE:CG2	2.17	0.93
1:O:12:TYR:HH	1:O:93:LYS:HD2	1.07	0.93
1:N:19:PHE:CE2	1:N:92:ILE:HG12	2.01	0.93
1:E:322:ARG:HH12	1:E:352:ILE:HD11	1.16	0.93
1:G:117:ASN:ND2	1:G:162:LEU:HD21	1.64	0.93
1:G:301:LEU:HD23	1:G:328:ALA:HB2	1.51	0.93
1:I:245:LEU:CA	1:I:265:THR:CG2	2.46	0.93
1:N:269:LYS:O	1:N:273:ASP:HB2	1.67	0.93
1:P:42:LYS:O	1:P:45:ILE:CG2	2.17	0.93
1:Q:350:THR:O	1:Q:354:GLU:N	2.01	0.93
1:K:11:GLN:O	1:K:15:ILE:HG23	1.69	0.93

Continued on next page...

Continued from previous page...

Atom-1	Atom-2	Interatomic distance (Å)	Clash overlap (Å)
1:K:39:ILE:HD11	1:K:76:PHE:CB	1.97	0.93
1:G:350:THR:O	1:G:354:GLU:N	2.01	0.93
1:F:11:GLN:O	1:F:15:ILE:HG23	1.69	0.93
1:F:19:PHE:CE2	1:F:92:ILE:HA	2.02	0.93
1:N:35:MET:HE3	1:N:40:LEU:CD1	1.98	0.93
1:M:287:HIS:HD2	1:M:289:SER:H	1.13	0.93
1:N:287:HIS:HD2	1:N:289:SER:H	1.13	0.93
1:F:301:LEU:HG	1:F:324:LEU:HD11	1.50	0.93
1:F:322:ARG:CZ	1:F:352:ILE:CD1	2.42	0.93
1:P:15:ILE:HD12	1:P:92:ILE:HG23	1.50	0.93
1:H:11:GLN:O	1:H:15:ILE:HG23	1.69	0.93
1:H:35:MET:CG	1:H:45:ILE:HG12	1.99	0.93
1:J:357:LEU:HD12	1:J:430:LYS:HZ3	1.34	0.93
1:E:11:GLN:O	1:E:15:ILE:HG23	1.69	0.93
1:M:42:LYS:O	1:M:45:ILE:CG2	2.17	0.93
1:G:357:LEU:CD1	1:G:430:LYS:HZ1	1.60	0.93
1:A:11:GLN:O	1:A:15:ILE:HG23	1.69	0.93
1:A:19:PHE:CE2	1:A:92:ILE:HA	2.02	0.93
1:O:43:GLU:O	1:O:46:ASP:CB	2.17	0.93
1:I:43:GLU:O	1:I:46:ASP:CB	2.17	0.93
1:A:322:ARG:CZ	1:A:352:ILE:CD1	2.42	0.93
1:J:87:PHE:O	1:J:91:PRO:HD2	1.69	0.93
1:J:19:PHE:CE2	1:J:92:ILE:HG12	2.01	0.93
1:N:87:PHE:O	1:N:91:PRO:HD2	1.69	0.93
1:O:245:LEU:CA	1:O:265:THR:CG2	2.46	0.93
1:C:357:LEU:CD1	1:C:430:LYS:HZ1	1.78	0.92
1:H:301:LEU:HD23	1:H:328:ALA:HB2	1.51	0.92
1:G:97:ARG:HH11	1:G:97:ARG:HG3	1.33	0.92
1:C:42:LYS:O	1:C:45:ILE:CG2	2.17	0.92
1:O:81:LEU:HD11	1:O:88:LEU:HD22	1.52	0.92
1:I:81:LEU:HD11	1:I:88:LEU:HD22	1.52	0.92
1:A:81:LEU:HD11	1:A:88:LEU:HD22	1.51	0.92
1:F:87:PHE:O	1:F:91:PRO:HD2	1.69	0.92
1:A:87:PHE:O	1:A:91:PRO:HD2	1.69	0.92
1:F:81:LEU:HD11	1:F:88:LEU:HD22	1.51	0.92
1:I:19:PHE:CE2	1:I:92:ILE:HG12	2.01	0.92
1:A:301:LEU:HG	1:A:324:LEU:HD11	1.50	0.92
1:I:117:ASN:HD22	1:I:162:LEU:HD22	1.10	0.92
1:O:301:LEU:HD23	1:O:328:ALA:HB2	1.51	0.92
1:J:287:HIS:HD2	1:J:289:SER:H	1.13	0.92
1:H:357:LEU:CD1	1:H:430:LYS:HZ1	1.61	0.92

Continued on next page...

Continued from previous page...

Atom-1	Atom-2	Interatomic distance (Å)	Clash overlap (Å)
1:H:15:ILE:HD12	1:H:92:ILE:HG23	1.50	0.92
1:K:19:PHE:CE2	1:K:92:ILE:HA	2.02	0.92
1:K:42:LYS:O	1:K:45:ILE:CG2	2.17	0.92
1:O:19:PHE:CE2	1:O:92:ILE:HG12	2.01	0.92
1:A:241:LEU:HD21	1:A:263:LEU:HD23	0.94	0.92
1:J:35:MET:CG	1:J:45:ILE:HG12	1.99	0.92
1:N:42:LYS:O	1:N:45:ILE:CG2	2.17	0.92
1:N:35:MET:CG	1:N:45:ILE:HG12	1.99	0.92
1:P:350:THR:O	1:P:354:GLU:N	2.01	0.92
1:F:322:ARG:HH12	1:F:352:ILE:HD11	1.17	0.92
1:P:301:LEU:HD23	1:P:328:ALA:HB2	1.51	0.92
1:G:35:MET:CG	1:G:45:ILE:HG12	1.99	0.92
1:G:87:PHE:O	1:G:91:PRO:HD2	1.70	0.92
1:G:19:PHE:HZ	1:G:92:ILE:HG12	1.14	0.92
1:P:35:MET:CG	1:P:45:ILE:HG12	1.99	0.92
1:H:43:GLU:O	1:H:46:ASP:CB	2.17	0.92
1:E:42:LYS:O	1:E:45:ILE:CG2	2.17	0.92
1:K:45:ILE:O	1:K:49:ILE:HD11	1.66	0.92
1:L:42:LYS:O	1:L:45:ILE:CG2	2.17	0.92
1:J:11:GLN:O	1:J:15:ILE:HG23	1.69	0.92
1:J:42:LYS:O	1:J:45:ILE:CG2	2.17	0.92
1:Q:322:ARG:HH12	1:Q:352:ILE:HD11	1.16	0.92
1:C:287:HIS:HD2	1:C:289:SER:H	1.13	0.92
1:I:301:LEU:HD23	1:I:328:ALA:HB2	1.51	0.92
1:O:117:ASN:HD22	1:O:162:LEU:HD22	1.10	0.92
1:C:246:ASN:N	1:C:265:THR:HG23	1.85	0.92
1:D:94:THR:O	1:D:98:GLN:CB	2.17	0.92
1:H:190:GLU:HB2	1:H:217:ILE:CD1	1.90	0.92
1:H:350:THR:O	1:H:354:GLU:N	2.01	0.92
1:D:287:HIS:HD2	1:D:289:SER:H	1.13	0.92
1:K:241:LEU:HD21	1:K:263:LEU:HD23	0.94	0.92
1:E:241:LEU:HD21	1:E:263:LEU:HD23	0.94	0.92
1:F:241:LEU:HD21	1:F:263:LEU:HD23	0.94	0.92
1:I:350:THR:O	1:I:354:GLU:N	2.01	0.92
1:Q:43:GLU:O	1:Q:46:ASP:CB	2.17	0.92
1:Q:97:ARG:HH11	1:Q:97:ARG:HG3	1.33	0.92
1:P:43:GLU:O	1:P:46:ASP:CB	2.17	0.92
1:E:19:PHE:CE2	1:E:92:ILE:HA	2.02	0.92
1:I:35:MET:CG	1:I:45:ILE:HG12	1.99	0.92
1:I:87:PHE:O	1:I:91:PRO:HD2	1.70	0.92
1:D:42:LYS:O	1:D:45:ILE:CG2	2.17	0.92

Continued on next page...

Continued from previous page...

Atom-1	Atom-2	Interatomic distance (Å)	Clash overlap (Å)
1:N:11:GLN:O	1:N:15:ILE:HG23	1.69	0.92
1:M:246:ASN:N	1:M:265:THR:HG23	1.85	0.92
1:L:94:THR:O	1:L:98:GLN:CB	2.17	0.92
1:E:94:THR:O	1:E:98:GLN:CB	2.17	0.92
1:K:94:THR:O	1:K:98:GLN:CB	2.17	0.92
1:J:301:LEU:HD23	1:J:328:ALA:HB2	1.51	0.92
1:F:350:THR:O	1:F:354:GLU:N	2.01	0.92
1:Q:35:MET:CG	1:Q:45:ILE:HG12	1.99	0.92
1:Q:87:PHE:O	1:Q:91:PRO:HD2	1.70	0.92
1:E:45:ILE:O	1:E:49:ILE:HD11	1.66	0.92
1:O:87:PHE:O	1:O:91:PRO:HD2	1.70	0.92
1:L:43:GLU:O	1:L:46:ASP:CB	2.17	0.92
1:D:43:GLU:O	1:D:46:ASP:CB	2.17	0.92
1:J:43:GLU:O	1:J:46:ASP:CB	2.17	0.92
1:N:43:GLU:O	1:N:46:ASP:CB	2.17	0.92
1:Q:322:ARG:CZ	1:Q:352:ILE:CD1	2.42	0.92
1:G:322:ARG:CZ	1:G:352:ILE:CD1	2.42	0.92
1:Q:117:ASN:ND2	1:Q:162:LEU:HD21	1.64	0.92
1:O:94:THR:O	1:O:98:GLN:CB	2.17	0.92
1:I:94:THR:O	1:I:98:GLN:CB	2.17	0.92
1:H:94:THR:O	1:H:98:GLN:CB	2.17	0.92
1:O:174:MET:HE3	1:O:241:LEU:HB2	0.95	0.92
1:P:241:LEU:HD21	1:P:263:LEU:HD23	0.94	0.92
1:O:350:THR:O	1:O:354:GLU:N	2.01	0.92
1:G:43:GLU:O	1:G:46:ASP:CB	2.17	0.92
1:A:350:THR:O	1:A:354:GLU:N	2.01	0.92
1:K:35:MET:CG	1:K:45:ILE:HG12	1.99	0.92
1:M:87:PHE:O	1:M:91:PRO:HD2	1.70	0.92
1:A:43:GLU:O	1:A:46:ASP:CB	2.17	0.92
1:N:301:LEU:HD23	1:N:328:ALA:HB2	1.51	0.92
1:P:190:GLU:HB2	1:P:217:ILE:CD1	1.90	0.92
1:L:287:HIS:HD2	1:L:289:SER:H	1.13	0.92
1:P:117:ASN:HD22	1:P:162:LEU:HD22	1.10	0.92
1:P:171:GLN:HE21	1:P:178:ILE:HD13	1.27	0.92
1:G:45:ILE:O	1:G:49:ILE:HD11	1.66	0.92
1:C:87:PHE:O	1:C:91:PRO:HD2	1.70	0.92
1:M:35:MET:CG	1:M:45:ILE:HG12	1.99	0.92
1:F:43:GLU:O	1:F:46:ASP:CB	2.17	0.92
1:F:45:ILE:O	1:F:49:ILE:HD11	1.66	0.92
1:O:35:MET:CG	1:O:45:ILE:HG12	1.99	0.92
1:J:35:MET:HG3	1:J:45:ILE:HG12	1.51	0.92

Continued on next page...

Continued from previous page...

Atom-1	Atom-2	Interatomic distance (Å)	Clash overlap (Å)
1:I:246:ASN:N	1:I:265:THR:HG23	1.85	0.92
1:P:94:THR:O	1:P:98:GLN:CB	2.17	0.92
1:L:134:LEU:HD23	1:L:164:VAL:HG11	0.94	0.92
1:H:287:HIS:HD2	1:H:289:SER:H	1.13	0.92
1:F:287:HIS:HD2	1:F:289:SER:H	1.13	0.92
1:P:287:HIS:HD2	1:P:289:SER:H	1.13	0.92
1:Q:45:ILE:O	1:Q:49:ILE:HD11	1.66	0.92
1:E:35:MET:CG	1:E:45:ILE:HG12	1.99	0.92
1:C:11:GLN:O	1:C:15:ILE:HG23	1.69	0.92
1:C:35:MET:CG	1:C:45:ILE:HG12	1.99	0.92
1:M:11:GLN:O	1:M:15:ILE:HG23	1.69	0.92
1:A:134:LEU:HD23	1:A:164:VAL:HG11	0.94	0.92
1:N:15:ILE:HD12	1:N:92:ILE:HG23	1.50	0.92
1:K:246:ASN:N	1:K:265:THR:HG23	1.85	0.92
1:Q:246:ASN:N	1:Q:265:THR:HG23	1.85	0.92
1:I:117:ASN:ND2	1:I:162:LEU:HD21	1.64	0.92
1:G:246:ASN:N	1:G:265:THR:HG23	1.85	0.92
1:J:134:LEU:HD23	1:J:164:VAL:HG11	0.94	0.92
1:C:174:MET:HE3	1:C:241:LEU:HB2	0.94	0.92
1:H:117:ASN:HD22	1:H:162:LEU:HD22	1.10	0.92
1:H:241:LEU:HD21	1:H:263:LEU:HD23	0.94	0.92
1:G:15:ILE:HD12	1:G:92:ILE:HG23	1.51	0.92
1:K:12:TYR:HH	1:K:93:LYS:HD2	1.14	0.92
1:K:87:PHE:O	1:K:91:PRO:HD2	1.70	0.92
1:E:350:THR:O	1:E:354:GLU:N	2.01	0.92
1:L:45:ILE:O	1:L:49:ILE:HD11	1.66	0.92
1:D:45:ILE:O	1:D:49:ILE:HD11	1.66	0.92
1:A:287:HIS:HD2	1:A:289:SER:H	1.13	0.92
1:N:35:MET:HG3	1:N:45:ILE:HG12	1.51	0.92
1:E:246:ASN:N	1:E:265:THR:HG23	1.85	0.92
1:H:171:GLN:HE21	1:H:178:ILE:HD13	1.27	0.92
1:Q:19:PHE:CE2	1:Q:92:ILE:HG12	2.01	0.92
1:G:19:PHE:CE2	1:G:92:ILE:HG12	2.01	0.92
1:H:35:MET:HG3	1:H:45:ILE:HG12	1.51	0.92
1:K:43:GLU:O	1:K:46:ASP:CB	2.17	0.92
1:A:45:ILE:O	1:A:49:ILE:HD11	1.66	0.92
1:O:35:MET:HG3	1:O:45:ILE:HG12	1.51	0.92
1:N:97:ARG:HH11	1:N:97:ARG:HG3	1.33	0.92
1:O:246:ASN:N	1:O:265:THR:HG23	1.85	0.92
1:D:134:LEU:HD23	1:D:164:VAL:HG11	0.94	0.91
1:D:245:LEU:HA	1:D:265:THR:HG21	1.48	0.91

Continued on next page...

Continued from previous page...

Atom-1	Atom-2	Interatomic distance (Å)	Clash overlap (Å)
1:H:134:LEU:HD23	1:H:164:VAL:HG11	0.94	0.91
1:F:134:LEU:HD23	1:F:164:VAL:HG11	0.94	0.91
1:Q:15:ILE:HD12	1:Q:92:ILE:HG23	1.51	0.91
1:E:43:GLU:O	1:E:46:ASP:CB	2.17	0.91
1:E:87:PHE:O	1:E:91:PRO:HD2	1.70	0.91
1:G:81:LEU:HD11	1:G:88:LEU:HD22	1.52	0.91
1:C:15:ILE:HD12	1:C:92:ILE:HG23	1.51	0.91
1:K:350:THR:O	1:K:354:GLU:N	2.01	0.91
1:A:322:ARG:HH12	1:A:352:ILE:HD11	1.17	0.91
1:J:15:ILE:HD12	1:J:92:ILE:HG23	1.50	0.91
1:J:81:LEU:HD11	1:J:88:LEU:HD22	1.51	0.91
1:G:245:LEU:CA	1:G:265:THR:CG2	2.46	0.91
1:N:134:LEU:HD23	1:N:164:VAL:HG11	0.94	0.91
1:P:35:MET:HG3	1:P:45:ILE:HG12	1.51	0.91
1:M:15:ILE:HD12	1:M:92:ILE:HG23	1.51	0.91
1:Q:245:LEU:CA	1:Q:265:THR:CG2	2.46	0.91
1:Q:81:LEU:HD11	1:Q:88:LEU:HD22	1.52	0.91
1:C:43:GLU:O	1:C:46:ASP:CB	2.17	0.91
1:A:19:PHE:CE2	1:A:92:ILE:HG12	2.01	0.91
1:I:35:MET:HG3	1:I:45:ILE:HG12	1.51	0.91
1:N:81:LEU:HD11	1:N:88:LEU:HD22	1.51	0.91
1:L:245:LEU:HA	1:L:265:THR:HG21	1.48	0.91
1:F:301:LEU:HD23	1:F:328:ALA:HB2	1.51	0.91
1:P:134:LEU:HD23	1:P:164:VAL:HG11	0.94	0.91
1:K:81:LEU:HD11	1:K:88:LEU:HD22	1.52	0.91
1:H:87:PHE:O	1:H:91:PRO:HD2	1.69	0.91
1:M:43:GLU:O	1:M:46:ASP:CB	2.17	0.91
1:J:97:ARG:HG3	1:J:97:ARG:HH11	1.33	0.91
1:O:117:ASN:ND2	1:O:162:LEU:HD21	1.64	0.91
1:K:117:ASN:HD22	1:K:162:LEU:HD22	1.10	0.91
1:A:179:PHE:HE2	1:A:240:CYS:SG	1.93	0.91
1:G:190:GLU:HB2	1:G:217:ILE:CD1	1.91	0.91
1:F:19:PHE:CE2	1:F:92:ILE:HG12	2.01	0.91
1:L:11:GLN:O	1:L:15:ILE:HG23	1.69	0.91
1:P:81:LEU:HD11	1:P:88:LEU:HD22	1.51	0.91
1:I:322:ARG:HH11	1:I:352:ILE:HD11	1.25	0.91
1:E:117:ASN:HD22	1:E:162:LEU:HD22	1.10	0.91
1:L:253:TRP:HZ3	1:M:118:GLN:OE1	1.42	0.91
1:J:117:ASN:HD22	1:J:162:LEU:HD22	1.10	0.91
1:Q:241:LEU:HD21	1:Q:263:LEU:HD23	0.94	0.91
1:E:81:LEU:HD11	1:E:88:LEU:HD22	1.52	0.91

Continued on next page...

Continued from previous page...

Atom-1	Atom-2	Interatomic distance (Å)	Clash overlap (Å)
1:G:11:GLN:O	1:G:15:ILE:HG23	1.69	0.91
1:P:87:PHE:O	1:P:91:PRO:HD2	1.69	0.91
1:H:19:PHE:HZ	1:H:92:ILE:HG12	1.14	0.91
1:G:241:LEU:HD21	1:G:263:LEU:HD23	0.94	0.91
1:K:35:MET:HG3	1:K:45:ILE:HG12	1.51	0.91
1:K:97:ARG:HH11	1:K:97:ARG:HG3	1.33	0.91
1:C:245:LEU:CA	1:C:265:THR:CG2	2.46	0.91
1:N:94:THR:O	1:N:98:GLN:CB	2.17	0.91
1:C:94:THR:O	1:C:98:GLN:CB	2.17	0.91
1:P:253:TRP:HZ3	1:Q:118:GLN:OE1	1.42	0.91
1:E:35:MET:HG3	1:E:45:ILE:HG12	1.51	0.91
1:L:87:PHE:O	1:L:91:PRO:HD2	1.69	0.91
1:A:301:LEU:HD23	1:A:328:ALA:HB2	1.51	0.91
1:M:245:LEU:CA	1:M:265:THR:CG2	2.46	0.91
1:M:350:THR:CA	1:M:353:ILE:HG21	1.84	0.91
1:Q:11:GLN:O	1:Q:15:ILE:HG23	1.69	0.91
1:H:81:LEU:HD11	1:H:88:LEU:HD22	1.51	0.91
1:D:11:GLN:O	1:D:15:ILE:HG23	1.69	0.91
1:K:301:LEU:HD23	1:K:328:ALA:HB2	1.51	0.91
1:J:94:THR:O	1:J:98:GLN:CB	2.17	0.91
1:A:94:THR:O	1:A:98:GLN:CB	2.17	0.91
1:M:94:THR:O	1:M:98:GLN:CB	2.17	0.91
1:C:235:LYS:HE3	1:C:235:LYS:HA	1.52	0.91
1:M:235:LYS:HA	1:M:235:LYS:HE3	1.52	0.91
1:C:118:GLN:OE1	1:D:253:TRP:HZ3	1.42	0.91
1:C:350:THR:CA	1:C:353:ILE:HG21	1.84	0.91
1:H:174:MET:HE2	1:H:241:LEU:CB	1.87	0.91
1:E:12:TYR:HH	1:E:93:LYS:HD2	1.14	0.91
1:D:87:PHE:O	1:D:91:PRO:HD2	1.69	0.91
1:C:322:ARG:HH11	1:C:352:ILE:HD11	1.25	0.91
1:O:322:ARG:HH11	1:O:352:ILE:HD11	1.25	0.91
1:F:94:THR:O	1:F:98:GLN:CB	2.17	0.91
1:G:94:THR:O	1:G:98:GLN:CB	2.17	0.91
1:N:117:ASN:HD22	1:N:162:LEU:HD22	1.10	0.91
1:I:174:MET:HE3	1:I:241:LEU:HB2	0.94	0.91
1:E:15:ILE:HD12	1:E:92:ILE:HG23	1.51	0.91
1:E:97:ARG:HH11	1:E:97:ARG:HG3	1.33	0.91
1:K:15:ILE:HD12	1:K:92:ILE:HG23	1.51	0.91
1:E:301:LEU:HD23	1:E:328:ALA:HB2	1.51	0.91
1:M:301:LEU:HD23	1:M:328:ALA:HB2	1.51	0.91
1:Q:94:THR:O	1:Q:98:GLN:CB	2.17	0.91

Continued on next page...

Continued from previous page...

Atom-1	Atom-2	Interatomic distance (Å)	Clash overlap (Å)
1:Q:190:GLU:HB2	1:Q:217:ILE:CD1	1.91	0.90
1:C:301:LEU:HD23	1:C:328:ALA:HB2	1.51	0.90
1:L:117:ASN:HD22	1:L:162:LEU:HD22	1.10	0.90
1:P:19:PHE:CE2	1:P:92:ILE:HG12	2.01	0.90
1:P:19:PHE:HZ	1:P:92:ILE:HG12	1.14	0.90
1:E:15:ILE:CD1	1:E:92:ILE:HG23	2.01	0.90
1:A:15:ILE:HD12	1:A:92:ILE:HG23	1.50	0.90
1:E:357:LEU:HD12	1:E:430:LYS:HZ3	1.31	0.90
1:L:15:ILE:HD12	1:L:92:ILE:HG23	1.50	0.90
1:D:15:ILE:HD12	1:D:92:ILE:HG23	1.50	0.90
1:G:118:GLN:OE1	1:H:253:TRP:HZ3	1.42	0.90
1:M:322:ARG:HH11	1:M:352:ILE:HD11	1.25	0.90
1:F:190:GLU:HB2	1:F:217:ILE:CD1	1.90	0.90
1:H:19:PHE:CE2	1:H:92:ILE:HG12	2.01	0.90
1:K:15:ILE:CD1	1:K:92:ILE:HG23	2.01	0.90
1:F:15:ILE:HD12	1:F:92:ILE:HG23	1.50	0.90
1:E:287:HIS:HD2	1:E:289:SER:H	1.13	0.90
1:I:287:HIS:HD2	1:I:289:SER:H	1.13	0.90
1:O:287:HIS:HD2	1:O:289:SER:H	1.13	0.90
1:F:174:MET:HE2	1:F:241:LEU:CB	1.87	0.90
1:M:15:ILE:CD1	1:M:92:ILE:HG23	2.01	0.90
1:K:287:HIS:HD2	1:K:289:SER:H	1.13	0.90
1:C:15:ILE:CD1	1:C:92:ILE:HG23	2.01	0.90
1:F:43:GLU:O	1:F:46:ASP:HB2	1.72	0.90
1:A:43:GLU:O	1:A:46:ASP:HB2	1.72	0.90
1:A:35:MET:HG3	1:A:45:ILE:HG12	1.51	0.90
1:I:43:GLU:O	1:I:46:ASP:HB2	1.72	0.90
1:L:15:ILE:CD1	1:L:92:ILE:HG23	2.01	0.90
1:N:15:ILE:CD1	1:N:92:ILE:HG23	2.01	0.90
1:E:242:LEU:CD2	1:E:262:ILE:CG2	2.45	0.90
1:L:167:SER:HB3	1:L:170:VAL:HG23	1.54	0.90
1:D:117:ASN:HD22	1:D:162:LEU:HD22	1.10	0.90
1:D:167:SER:HB3	1:D:170:VAL:HG23	1.54	0.90
1:D:301:LEU:HD23	1:D:328:ALA:HB2	1.51	0.90
1:F:35:MET:HG3	1:F:45:ILE:HG12	1.51	0.90
1:O:43:GLU:O	1:O:46:ASP:HB2	1.72	0.90
1:J:15:ILE:CD1	1:J:92:ILE:HG23	2.01	0.90
1:C:167:SER:HB3	1:C:170:VAL:HG23	1.54	0.90
1:M:167:SER:HB3	1:M:170:VAL:HG23	1.54	0.90
1:L:301:LEU:HD23	1:L:328:ALA:HB2	1.51	0.90
1:P:75:LYS:O	1:P:80:VAL:HG23	1.72	0.90

Continued on next page...

Continued from previous page...

Atom-1	Atom-2	Interatomic distance (Å)	Clash overlap (Å)
1:G:174:MET:HE2	1:G:241:LEU:CB	1.89	0.90
1:O:43:GLU:C	1:O:46:ASP:HB2	1.93	0.90
1:I:15:ILE:CD1	1:I:92:ILE:HG23	2.01	0.90
1:D:15:ILE:CD1	1:D:92:ILE:HG23	2.01	0.90
1:G:235:LYS:HA	1:G:235:LYS:HE3	1.52	0.90
1:H:357:LEU:HD12	1:H:430:LYS:HZ3	1.37	0.90
1:Q:15:ILE:CD1	1:Q:92:ILE:CG2	2.51	0.90
1:Q:43:GLU:O	1:Q:46:ASP:HB2	1.72	0.90
1:G:15:ILE:CD1	1:G:92:ILE:CG2	2.51	0.90
1:G:43:GLU:O	1:G:46:ASP:HB2	1.72	0.90
1:H:75:LYS:O	1:H:80:VAL:HG23	1.72	0.90
1:H:15:ILE:CD1	1:H:92:ILE:HG23	2.01	0.90
1:O:15:ILE:CD1	1:O:92:ILE:HG23	2.01	0.90
1:K:357:LEU:HD12	1:K:430:LYS:HZ3	1.31	0.90
1:I:43:GLU:C	1:I:46:ASP:HB2	1.93	0.90
1:P:357:LEU:HD12	1:P:430:LYS:HZ3	1.37	0.89
1:Q:43:GLU:C	1:Q:46:ASP:HB2	1.93	0.89
1:G:43:GLU:C	1:G:46:ASP:HB2	1.93	0.89
1:P:15:ILE:CD1	1:P:92:ILE:HG23	2.01	0.89
1:H:12:TYR:HH	1:H:93:LYS:HD2	1.09	0.89
1:O:75:LYS:O	1:O:80:VAL:HG23	1.72	0.89
1:I:75:LYS:O	1:I:80:VAL:HG23	1.72	0.89
1:K:242:LEU:CD2	1:K:262:ILE:CG2	2.45	0.89
1:Q:148:LEU:CD1	1:Q:264:LEU:HD21	2.02	0.89
1:G:148:LEU:CD1	1:G:264:LEU:HD21	2.02	0.89
1:A:235:LYS:HA	1:A:235:LYS:HE3	1.52	0.89
1:Q:235:LYS:HE3	1:Q:235:LYS:HA	1.52	0.89
1:O:235:LYS:HA	1:O:235:LYS:HE3	1.52	0.89
1:I:235:LYS:HA	1:I:235:LYS:HE3	1.52	0.89
1:J:167:SER:HB3	1:J:170:VAL:HG23	1.54	0.89
1:A:190:GLU:HB2	1:A:217:ILE:CD1	1.90	0.89
1:P:148:LEU:CD1	1:P:264:LEU:HD21	2.03	0.89
1:G:15:ILE:CD1	1:G:92:ILE:HG23	2.01	0.89
1:P:15:ILE:CD1	1:P:92:ILE:CG2	2.50	0.89
1:H:15:ILE:CD1	1:H:92:ILE:CG2	2.50	0.89
1:L:81:LEU:HD11	1:L:88:LEU:HD22	1.51	0.89
1:A:148:LEU:CD1	1:A:264:LEU:HD21	2.03	0.89
1:J:43:GLU:O	1:J:46:ASP:HB2	1.72	0.89
1:F:235:LYS:HA	1:F:235:LYS:HE3	1.52	0.89
1:N:174:MET:HE3	1:N:241:LEU:HB2	0.91	0.89
1:H:148:LEU:CD1	1:H:264:LEU:HD21	2.03	0.89

Continued on next page...

Continued from previous page...

Atom-1	Atom-2	Interatomic distance (Å)	Clash overlap (Å)
1:F:148:LEU:CD1	1:F:264:LEU:HD21	2.03	0.89
1:F:15:ILE:CD1	1:F:92:ILE:CG2	2.50	0.89
1:A:15:ILE:CD1	1:A:92:ILE:CG2	2.50	0.89
1:A:15:ILE:CD1	1:A:92:ILE:HG23	2.01	0.89
1:C:81:LEU:HD11	1:C:88:LEU:HD22	1.52	0.89
1:O:167:SER:HB3	1:O:170:VAL:HG23	1.54	0.89
1:O:148:LEU:CD1	1:O:264:LEU:HD21	2.02	0.89
1:N:167:SER:HB3	1:N:170:VAL:HG23	1.54	0.89
1:I:190:GLU:HB2	1:I:217:ILE:CD1	1.91	0.89
1:Q:15:ILE:CD1	1:Q:92:ILE:HG23	2.01	0.89
1:G:75:LYS:O	1:G:80:VAL:HG23	1.72	0.89
1:J:82:ARG:NH2	1:J:86:LYS:CE	2.36	0.89
1:N:43:GLU:O	1:N:46:ASP:HB2	1.72	0.89
1:I:148:LEU:CD1	1:I:264:LEU:HD21	2.02	0.89
1:I:167:SER:HB3	1:I:170:VAL:HG23	1.54	0.89
1:H:235:LYS:HA	1:H:235:LYS:HE3	1.52	0.89
1:H:150:ASP:CA	1:H:266:THR:OG1	2.21	0.89
1:P:150:ASP:CA	1:P:266:THR:OG1	2.21	0.89
1:Q:75:LYS:O	1:Q:80:VAL:HG23	1.72	0.89
1:D:81:LEU:HD11	1:D:88:LEU:HD22	1.51	0.89
1:P:43:GLU:O	1:P:46:ASP:HB2	1.72	0.89
1:F:15:ILE:CD1	1:F:92:ILE:HG23	2.01	0.89
1:O:15:ILE:CD1	1:O:92:ILE:CG2	2.51	0.89
1:N:82:ARG:NH2	1:N:86:LYS:CE	2.36	0.89
1:N:15:ILE:CD1	1:N:92:ILE:CG2	2.50	0.89
1:P:235:LYS:HA	1:P:235:LYS:HE3	1.52	0.89
1:N:110:ARG:HG3	1:N:110:ARG:HH11	1.38	0.89
1:L:174:MET:HE3	1:L:241:LEU:HB2	0.89	0.89
1:Q:82:ARG:NH2	1:Q:86:LYS:CE	2.36	0.89
1:I:15:ILE:CD1	1:I:92:ILE:CG2	2.51	0.89
1:I:110:ARG:HG3	1:I:110:ARG:HH11	1.38	0.89
1:O:110:ARG:HG3	1:O:110:ARG:HH11	1.38	0.89
1:F:117:ASN:HD22	1:F:162:LEU:HD22	1.10	0.89
1:J:322:ARG:HH11	1:J:352:ILE:HD11	1.25	0.89
1:D:174:MET:HE3	1:D:241:LEU:HB2	0.89	0.89
1:H:110:ARG:HH11	1:H:110:ARG:HG3	1.38	0.89
1:P:110:ARG:HG3	1:P:110:ARG:HH11	1.38	0.89
1:O:350:THR:CA	1:O:353:ILE:HG21	1.84	0.89
1:G:82:ARG:NH2	1:G:86:LYS:CE	2.36	0.89
1:H:43:GLU:O	1:H:46:ASP:HB2	1.72	0.89
1:K:15:ILE:CD1	1:K:92:ILE:CG2	2.51	0.89

Continued on next page...

Continued from previous page...

Atom-1	Atom-2	Interatomic distance (Å)	Clash overlap (Å)
1:M:15:ILE:CD1	1:M:92:ILE:CG2	2.51	0.89
1:M:43:GLU:C	1:M:46:ASP:HB2	1.93	0.89
1:F:82:ARG:NH2	1:F:86:LYS:CE	2.36	0.89
1:M:81:LEU:HD11	1:M:88:LEU:HD22	1.52	0.89
1:D:82:ARG:NH2	1:D:86:LYS:CE	2.36	0.89
1:J:15:ILE:CD1	1:J:92:ILE:CG2	2.50	0.89
1:L:44:GLU:OE2	1:L:64:THR:HB	1.73	0.89
1:C:44:GLU:OE2	1:C:64:THR:HB	1.73	0.89
1:N:148:LEU:CD1	1:N:264:LEU:HD21	2.03	0.89
1:J:110:ARG:HG3	1:J:110:ARG:HH11	1.38	0.89
1:I:350:THR:CA	1:I:353:ILE:HG21	1.84	0.89
1:E:15:ILE:CD1	1:E:92:ILE:CG2	2.51	0.89
1:C:15:ILE:CD1	1:C:92:ILE:CG2	2.51	0.89
1:C:43:GLU:C	1:C:46:ASP:HB2	1.93	0.89
1:M:43:GLU:O	1:M:46:ASP:HB2	1.72	0.89
1:A:82:ARG:NH2	1:A:86:LYS:CE	2.36	0.89
1:L:15:ILE:CD1	1:L:92:ILE:CG2	2.50	0.89
1:L:82:ARG:NH2	1:L:86:LYS:CE	2.36	0.89
1:K:148:LEU:CD1	1:K:264:LEU:HD21	2.02	0.89
1:E:148:LEU:CD1	1:E:264:LEU:HD21	2.02	0.89
1:G:110:ARG:HG3	1:G:110:ARG:HH11	1.38	0.89
1:G:150:ASP:CA	1:G:266:THR:OG1	2.21	0.89
1:C:117:ASN:HD22	1:C:162:LEU:HD22	1.10	0.89
1:A:122:LYS:CD	1:Q:276:SER:HG	1.75	0.89
1:F:179:PHE:HE2	1:F:240:CYS:SG	1.96	0.89
1:D:44:GLU:OE2	1:D:64:THR:HB	1.73	0.89
1:M:44:GLU:OE2	1:M:64:THR:HB	1.73	0.89
1:N:243:VAL:HG12	1:N:263:LEU:HG	1.54	0.89
1:H:167:SER:HB3	1:H:170:VAL:HG23	1.54	0.89
1:P:167:SER:HB3	1:P:170:VAL:HG23	1.54	0.89
1:C:43:GLU:O	1:C:46:ASP:HB2	1.72	0.89
1:M:82:ARG:NH2	1:M:86:LYS:CE	2.36	0.89
1:D:43:GLU:O	1:D:46:ASP:HB2	1.72	0.89
1:D:15:ILE:CD1	1:D:92:ILE:CG2	2.50	0.89
1:Q:150:ASP:CA	1:Q:266:THR:OG1	2.21	0.89
1:M:179:PHE:HE2	1:M:240:CYS:SG	1.96	0.89
1:N:44:GLU:OE2	1:N:64:THR:HB	1.73	0.89
1:J:44:GLU:OE2	1:J:64:THR:HB	1.73	0.89
1:J:148:LEU:CD1	1:J:264:LEU:HD21	2.03	0.89
1:O:190:GLU:HB2	1:O:217:ILE:CD1	1.91	0.89
1:P:243:VAL:HG12	1:P:263:LEU:HG	1.54	0.89

Continued on next page...

Continued from previous page...

Atom-1	Atom-2	Interatomic distance (Å)	Clash overlap (Å)
1:K:82:ARG:NH2	1:K:86:LYS:CE	2.36	0.89
1:C:82:ARG:NH2	1:C:86:LYS:CE	2.36	0.89
1:K:167:SER:HB3	1:K:170:VAL:HG23	1.54	0.89
1:I:150:ASP:CA	1:I:266:THR:OG1	2.21	0.89
1:O:150:ASP:CA	1:O:266:THR:OG1	2.21	0.89
1:Q:110:ARG:HH11	1:Q:110:ARG:HG3	1.38	0.89
1:A:117:ASN:HD22	1:A:162:LEU:HD22	1.10	0.89
1:E:190:GLU:HB2	1:E:217:ILE:CD1	1.91	0.88
1:Q:12:TYR:OH	1:Q:93:LYS:CE	2.21	0.88
1:E:82:ARG:NH2	1:E:86:LYS:CE	2.36	0.88
1:M:15:ILE:HD11	1:M:92:ILE:CG2	2.03	0.88
1:F:12:TYR:HH	1:F:93:LYS:HD2	1.10	0.88
1:L:43:GLU:O	1:L:46:ASP:HB2	1.72	0.88
1:A:246:ASN:N	1:A:265:THR:HG23	1.88	0.88
1:J:75:LYS:O	1:J:80:VAL:HG23	1.72	0.88
1:E:167:SER:HB3	1:E:170:VAL:HG23	1.54	0.88
1:F:110:ARG:HH11	1:F:110:ARG:HG3	1.38	0.88
1:K:235:LYS:HA	1:K:235:LYS:HE3	1.52	0.88
1:E:179:PHE:HE2	1:E:240:CYS:SG	1.96	0.88
1:E:44:GLU:OE2	1:E:64:THR:HB	1.73	0.88
1:J:243:VAL:HG12	1:J:263:LEU:HG	1.54	0.88
1:J:246:ASN:N	1:J:265:THR:HG23	1.88	0.88
1:L:323:ARG:HA	1:L:349:LEU:HD11	1.55	0.88
1:H:243:VAL:HG12	1:H:263:LEU:HG	1.54	0.88
1:G:12:TYR:OH	1:G:93:LYS:CE	2.21	0.88
1:E:43:GLU:C	1:E:46:ASP:HB2	1.93	0.88
1:C:15:ILE:HD11	1:C:92:ILE:CG2	2.03	0.88
1:A:12:TYR:HH	1:A:93:LYS:HD2	1.12	0.88
1:L:75:LYS:O	1:L:80:VAL:HG23	1.72	0.88
1:D:75:LYS:O	1:D:80:VAL:HG23	1.72	0.88
1:D:12:TYR:OH	1:D:93:LYS:CE	2.21	0.88
1:C:150:ASP:CA	1:C:266:THR:OG1	2.21	0.88
1:M:150:ASP:CA	1:M:266:THR:OG1	2.21	0.88
1:C:179:PHE:HE2	1:C:240:CYS:SG	1.96	0.88
1:K:179:PHE:HE2	1:K:240:CYS:SG	1.96	0.88
1:E:235:LYS:HE3	1:E:235:LYS:HA	1.52	0.88
1:L:179:PHE:HE2	1:L:240:CYS:SG	1.96	0.88
1:L:449:ILE:HG23	1:L:450:PRO:HD3	1.55	0.88
1:N:246:ASN:N	1:N:265:THR:HG23	1.88	0.88
1:N:322:ARG:HH11	1:N:352:ILE:HD11	1.25	0.88
1:C:145:LYS:HE3	1:C:279:THR:O	1.74	0.88

Continued on next page...

Continued from previous page...

Atom-1	Atom-2	Interatomic distance (Å)	Clash overlap (Å)
1:M:174:MET:HE3	1:M:241:LEU:HB2	0.91	0.88
1:D:323:ARG:HA	1:D:349:LEU:HD11	1.55	0.88
1:K:43:GLU:C	1:K:46:ASP:HB2	1.93	0.88
1:L:12:TYR:OH	1:L:93:LYS:CE	2.21	0.88
1:N:75:LYS:O	1:N:80:VAL:HG23	1.72	0.88
1:M:117:ASN:HD22	1:M:162:LEU:HD22	1.10	0.88
1:M:323:ARG:HA	1:M:349:LEU:HD11	1.55	0.88
1:D:179:PHE:HE2	1:D:240:CYS:SG	1.96	0.88
1:E:449:ILE:HG23	1:E:450:PRO:HD3	1.55	0.88
1:K:44:GLU:OE2	1:K:64:THR:HB	1.73	0.88
1:M:145:LYS:HE3	1:M:279:THR:O	1.74	0.88
1:K:145:LYS:HE3	1:K:279:THR:O	1.74	0.88
1:K:12:TYR:OH	1:K:93:LYS:CE	2.21	0.88
1:C:35:MET:HG3	1:C:45:ILE:HG12	1.51	0.88
1:L:35:MET:HG3	1:L:45:ILE:HG12	1.51	0.88
1:C:323:ARG:HA	1:C:349:LEU:HD11	1.55	0.88
1:A:110:ARG:HG3	1:A:110:ARG:HH11	1.38	0.88
1:D:449:ILE:HG23	1:D:450:PRO:HD3	1.55	0.88
1:L:150:ASP:CA	1:L:266:THR:OG1	2.21	0.88
1:E:145:LYS:HE3	1:E:279:THR:O	1.74	0.88
1:E:12:TYR:OH	1:E:93:LYS:CE	2.21	0.88
1:M:35:MET:HG3	1:M:45:ILE:HG12	1.51	0.88
1:F:12:TYR:OH	1:F:93:LYS:CE	2.21	0.88
1:L:15:ILE:HD11	1:L:92:ILE:CG2	2.03	0.88
1:J:43:GLU:C	1:J:46:ASP:HB2	1.93	0.88
1:L:145:LYS:HE3	1:L:279:THR:O	1.74	0.88
1:D:145:LYS:HE3	1:D:279:THR:O	1.74	0.88
1:N:449:ILE:HG23	1:N:450:PRO:HD3	1.55	0.88
1:K:449:ILE:HG23	1:K:450:PRO:HD3	1.55	0.88
1:D:150:ASP:CA	1:D:266:THR:OG1	2.21	0.88
1:P:43:GLU:C	1:P:46:ASP:HB2	1.93	0.88
1:A:12:TYR:OH	1:A:93:LYS:CE	2.21	0.88
1:D:15:ILE:HD11	1:D:92:ILE:CG2	2.03	0.88
1:N:12:TYR:OH	1:N:93:LYS:CE	2.21	0.88
1:D:148:LEU:CD1	1:D:264:LEU:HD21	2.03	0.88
1:F:246:ASN:N	1:F:265:THR:HG23	1.88	0.88
1:P:246:ASN:N	1:P:265:THR:HG23	1.88	0.88
1:L:357:LEU:O	1:L:360:LEU:HD22	1.74	0.88
1:I:357:LEU:O	1:I:360:LEU:HD22	1.74	0.88
1:D:357:LEU:O	1:D:360:LEU:HD22	1.74	0.88
1:O:357:LEU:O	1:O:360:LEU:HD22	1.74	0.88

Continued on next page...

Continued from previous page...

Atom-1	Atom-2	Interatomic distance (Å)	Clash overlap (Å)
1:G:15:ILE:HD11	1:G:92:ILE:CG2	2.03	0.88
1:P:15:ILE:HD11	1:P:92:ILE:CG2	2.03	0.88
1:H:43:GLU:C	1:H:46:ASP:HB2	1.93	0.88
1:N:350:THR:CA	1:N:353:ILE:HG21	1.85	0.88
1:E:15:ILE:HD11	1:E:92:ILE:CG2	2.03	0.88
1:K:43:GLU:O	1:K:46:ASP:HB2	1.72	0.88
1:I:82:ARG:NH2	1:I:86:LYS:CE	2.36	0.88
1:I:12:TYR:OH	1:I:93:LYS:CE	2.21	0.88
1:D:35:MET:HG3	1:D:45:ILE:HG12	1.51	0.88
1:J:12:TYR:OH	1:J:93:LYS:CE	2.21	0.88
1:N:43:GLU:C	1:N:46:ASP:HB2	1.93	0.88
1:M:110:ARG:HH11	1:M:110:ARG:HG3	1.38	0.88
1:J:449:ILE:HG23	1:J:450:PRO:HD3	1.55	0.88
1:L:148:LEU:CD1	1:L:264:LEU:HD21	2.03	0.88
1:F:150:ASP:CA	1:F:266:THR:OG1	2.21	0.88
1:K:190:GLU:HB2	1:K:217:ILE:CD1	1.91	0.88
1:Q:15:ILE:HD11	1:Q:92:ILE:CG2	2.03	0.88
1:P:82:ARG:NH2	1:P:86:LYS:CE	2.36	0.88
1:O:12:TYR:OH	1:O:93:LYS:CE	2.21	0.88
1:O:82:ARG:NH2	1:O:86:LYS:CE	2.36	0.88
1:A:145:LYS:HE3	1:A:279:THR:O	1.74	0.88
1:N:235:LYS:HE3	1:N:235:LYS:HA	1.52	0.88
1:M:179:PHE:HE2	1:M:240:CYS:HG	1.22	0.88
1:D:235:LYS:HE3	1:D:235:LYS:HA	1.52	0.88
1:A:449:ILE:HG23	1:A:450:PRO:HD3	1.55	0.88
1:N:323:ARG:HA	1:N:349:LEU:HD11	1.55	0.88
1:F:174:MET:HE3	1:F:241:LEU:HB2	0.88	0.88
1:H:15:ILE:HD11	1:H:92:ILE:CG2	2.03	0.88
1:J:350:THR:CA	1:J:353:ILE:HG21	1.85	0.88
1:E:43:GLU:O	1:E:46:ASP:HB2	1.72	0.88
1:K:15:ILE:HD11	1:K:92:ILE:CG2	2.03	0.88
1:A:15:ILE:HD11	1:A:92:ILE:CG2	2.03	0.88
1:A:75:LYS:O	1:A:80:VAL:HG23	1.72	0.88
1:I:15:ILE:HD11	1:I:92:ILE:CG2	2.03	0.88
1:A:150:ASP:CA	1:A:266:THR:OG1	2.21	0.88
1:K:323:ARG:HA	1:K:349:LEU:HD11	1.55	0.88
1:G:167:SER:HB3	1:G:170:VAL:HG23	1.54	0.88
1:N:179:PHE:HE2	1:N:240:CYS:SG	1.96	0.88
1:C:449:ILE:HG23	1:C:450:PRO:HD3	1.55	0.88
1:J:323:ARG:HA	1:J:349:LEU:HD11	1.55	0.88
1:D:190:GLU:HB2	1:D:217:ILE:CD1	1.90	0.88

Continued on next page...

Continued from previous page...

Atom-1	Atom-2	Interatomic distance (Å)	Clash overlap (Å)
1:L:110:ARG:HH11	1:L:110:ARG:HG3	1.38	0.88
1:D:110:ARG:HH11	1:D:110:ARG:HG3	1.38	0.88
1:H:246:ASN:N	1:H:265:THR:HG23	1.88	0.88
1:Q:35:MET:HG3	1:Q:45:ILE:HG12	1.51	0.88
1:H:82:ARG:NH2	1:H:86:LYS:CE	2.36	0.88
1:F:36:PRO:HG2	1:F:39:ILE:HG21	1.56	0.88
1:A:36:PRO:HG2	1:A:39:ILE:HG21	1.56	0.88
1:O:15:ILE:HD11	1:O:92:ILE:CG2	2.03	0.88
1:I:35:MET:CG	1:I:45:ILE:CG1	2.52	0.88
1:E:323:ARG:HA	1:E:349:LEU:HD11	1.55	0.88
1:F:145:LYS:HE3	1:F:279:THR:O	1.74	0.88
1:Q:167:SER:HB3	1:Q:170:VAL:HG23	1.54	0.88
1:C:110:ARG:HG3	1:C:110:ARG:HH11	1.38	0.88
1:Q:117:ASN:HD22	1:Q:162:LEU:HD22	1.10	0.88
1:M:148:LEU:CD1	1:M:264:LEU:HD21	2.02	0.88
1:J:235:LYS:HE3	1:J:235:LYS:HA	1.52	0.88
1:F:449:ILE:HG23	1:F:450:PRO:HD3	1.55	0.88
1:J:150:ASP:CA	1:J:266:THR:OG1	2.21	0.87
1:L:174:MET:HE2	1:L:241:LEU:CB	1.86	0.87
1:D:246:ASN:N	1:D:265:THR:HG23	1.88	0.87
1:G:35:MET:HG3	1:G:45:ILE:HG12	1.51	0.87
1:P:35:MET:CG	1:P:45:ILE:CG1	2.52	0.87
1:F:15:ILE:HD11	1:F:92:ILE:CG2	2.03	0.87
1:F:75:LYS:O	1:F:80:VAL:HG23	1.72	0.87
1:A:43:GLU:C	1:A:46:ASP:HB2	1.93	0.87
1:O:35:MET:CG	1:O:45:ILE:CG1	2.52	0.87
1:P:145:LYS:HE3	1:P:279:THR:O	1.74	0.87
1:H:145:LYS:HE3	1:H:279:THR:O	1.74	0.87
1:M:449:ILE:HG23	1:M:450:PRO:HD3	1.55	0.87
1:N:150:ASP:CA	1:N:266:THR:OG1	2.21	0.87
1:L:246:ASN:N	1:L:265:THR:HG23	1.88	0.87
1:Q:82:ARG:NH1	1:Q:82:ARG:HB2	1.90	0.87
1:G:82:ARG:HB2	1:G:82:ARG:NH1	1.90	0.87
1:H:35:MET:CG	1:H:45:ILE:CG1	2.52	0.87
1:M:12:TYR:OH	1:M:93:LYS:CE	2.21	0.87
1:A:243:VAL:HG12	1:A:263:LEU:HG	1.54	0.87
1:C:148:LEU:CD1	1:C:264:LEU:HD21	2.02	0.87
1:J:179:PHE:HE2	1:J:240:CYS:SG	1.96	0.87
1:L:235:LYS:HE3	1:L:235:LYS:HA	1.52	0.87
1:G:44:GLU:OE2	1:G:64:THR:HB	1.73	0.87
1:O:44:GLU:OE2	1:O:64:THR:HB	1.73	0.87

Continued on next page...

Continued from previous page...

Atom-1	Atom-2	Interatomic distance (Å)	Clash overlap (Å)
1:G:449:ILE:HG23	1:G:450:PRO:HD3	1.55	0.87
1:Q:44:GLU:OE2	1:Q:64:THR:HB	1.73	0.87
1:J:174:MET:HE2	1:J:241:LEU:HD22	1.56	0.87
1:L:243:VAL:HG12	1:L:263:LEU:HG	1.54	0.87
1:F:167:SER:HB3	1:F:170:VAL:HG23	1.54	0.87
1:F:43:GLU:C	1:F:46:ASP:HB2	1.93	0.87
1:J:15:ILE:HD11	1:J:92:ILE:CG2	2.03	0.87
1:J:145:LYS:HE3	1:J:279:THR:O	1.74	0.87
1:A:53:ASP:CG	1:A:54:ALA:H	1.77	0.87
1:G:179:PHE:HE2	1:G:240:CYS:SG	1.96	0.87
1:F:53:ASP:CG	1:F:54:ALA:H	1.77	0.87
1:H:117:ASN:ND2	1:H:162:LEU:HD21	1.64	0.87
1:K:75:LYS:O	1:K:80:VAL:HG23	1.72	0.87
1:C:12:TYR:OH	1:C:93:LYS:CE	2.21	0.87
1:M:36:PRO:HG2	1:M:39:ILE:HG21	1.57	0.87
1:E:357:LEU:O	1:E:360:LEU:HD22	1.74	0.87
1:I:36:PRO:HG2	1:I:39:ILE:HG21	1.57	0.87
1:D:82:ARG:HB2	1:D:82:ARG:NH1	1.90	0.87
1:A:167:SER:HB3	1:A:170:VAL:HG23	1.54	0.87
1:N:15:ILE:HD11	1:N:92:ILE:CG2	2.03	0.87
1:E:110:ARG:HH11	1:E:110:ARG:HG3	1.38	0.87
1:E:785:UNK:C	1:E:819:UNK:CB	2.53	0.87
1:M:785:UNK:C	1:M:819:UNK:CB	2.53	0.87
1:Q:449:ILE:HG23	1:Q:450:PRO:HD3	1.55	0.87
1:I:44:GLU:OE2	1:I:64:THR:HB	1.73	0.87
1:P:357:LEU:O	1:P:360:LEU:HD22	1.74	0.87
1:F:318:THR:HG22	1:F:319:THR:CA	2.04	0.87
1:P:318:THR:HG22	1:P:319:THR:CA	2.04	0.87
1:H:12:TYR:OH	1:H:93:LYS:CE	2.21	0.87
1:C:36:PRO:HG2	1:C:39:ILE:HG21	1.57	0.87
1:O:36:PRO:HG2	1:O:39:ILE:HG21	1.57	0.87
1:K:357:LEU:O	1:K:360:LEU:HD22	1.74	0.87
1:L:82:ARG:HB2	1:L:82:ARG:NH1	1.90	0.87
1:D:43:GLU:C	1:D:46:ASP:HB2	1.93	0.87
1:Q:323:ARG:HA	1:Q:349:LEU:HD11	1.55	0.87
1:G:117:ASN:HD22	1:G:162:LEU:HD22	1.10	0.87
1:G:318:THR:HG22	1:G:319:THR:CA	2.04	0.87
1:N:145:LYS:HE3	1:N:279:THR:O	1.74	0.87
1:K:785:UNK:C	1:K:819:UNK:CB	2.53	0.87
1:C:785:UNK:C	1:C:819:UNK:CB	2.53	0.87
1:Q:179:PHE:HE2	1:Q:240:CYS:SG	1.96	0.87

Continued on next page...

Continued from previous page...

Atom-1	Atom-2	Interatomic distance (Å)	Clash overlap (Å)
1:C:53:ASP:CG	1:C:54:ALA:H	1.77	0.87
1:M:53:ASP:CG	1:M:54:ALA:H	1.77	0.87
1:H:174:MET:HE3	1:H:241:LEU:HB2	0.88	0.87
1:H:318:THR:HG22	1:H:319:THR:CA	2.04	0.87
1:F:122:LYS:CD	1:G:276:SER:HG	1.77	0.87
1:E:75:LYS:O	1:E:80:VAL:HG23	1.72	0.87
1:L:43:GLU:C	1:L:46:ASP:HB2	1.93	0.87
1:A:318:THR:HG22	1:A:319:THR:CA	2.04	0.87
1:Q:318:THR:HG22	1:Q:319:THR:CA	2.04	0.87
1:G:323:ARG:HA	1:G:349:LEU:HD11	1.55	0.87
1:O:318:THR:HG22	1:O:319:THR:CA	2.04	0.87
1:H:357:LEU:O	1:H:360:LEU:HD22	1.74	0.87
1:L:190:GLU:HB2	1:L:217:ILE:CD1	1.90	0.87
1:D:174:MET:HE2	1:D:241:LEU:CB	1.86	0.87
1:M:357:LEU:O	1:M:360:LEU:HD22	1.74	0.87
1:P:12:TYR:OH	1:P:93:LYS:CE	2.21	0.87
1:E:82:ARG:HB2	1:E:82:ARG:NH1	1.90	0.87
1:K:82:ARG:HB2	1:K:82:ARG:NH1	1.90	0.87
1:J:35:MET:CG	1:J:45:ILE:CG1	2.52	0.87
1:I:318:THR:HG22	1:I:319:THR:CA	2.04	0.87
1:D:243:VAL:HG12	1:D:263:LEU:HG	1.54	0.87
1:I:350:THR:HA	1:I:353:ILE:CB	2.05	0.87
1:O:350:THR:HA	1:O:353:ILE:CB	2.05	0.87
1:P:36:PRO:HG2	1:P:39:ILE:HG21	1.56	0.87
1:J:357:LEU:O	1:J:360:LEU:HD22	1.74	0.87
1:G:174:MET:HE2	1:G:241:LEU:CD2	2.04	0.87
1:J:189:PRO:O	1:J:192:VAL:HG22	1.75	0.87
1:N:189:PRO:O	1:N:192:VAL:HG22	1.75	0.87
1:N:35:MET:CG	1:N:45:ILE:CG1	2.52	0.87
1:E:318:THR:HG22	1:E:319:THR:CA	2.04	0.87
1:K:110:ARG:HH11	1:K:110:ARG:HG3	1.38	0.87
1:M:125:VAL:H	2:M:1301:DTP:HN62	1.23	0.87
1:C:125:VAL:H	2:C:1301:DTP:HN62	1.23	0.87
1:A:785:UNK:C	1:A:819:UNK:CB	2.53	0.87
1:Q:53:ASP:CG	1:Q:54:ALA:H	1.77	0.87
1:K:53:ASP:CG	1:K:54:ALA:H	1.77	0.87
1:E:53:ASP:CG	1:E:54:ALA:H	1.77	0.87
1:A:44:GLU:OE2	1:A:64:THR:HB	1.73	0.87
1:F:44:GLU:OE2	1:F:64:THR:HB	1.73	0.87
1:N:125:VAL:H	2:N:1301:DTP:HN62	1.23	0.87
1:P:350:THR:HA	1:P:353:ILE:CB	2.05	0.87

Continued on next page...

Continued from previous page...

Atom-1	Atom-2	Interatomic distance (Å)	Clash overlap (Å)
1:H:350:THR:HA	1:H:353:ILE:CB	2.05	0.87
1:H:353:ILE:HD11	1:H:426:TYR:HB3	1.57	0.87
1:O:145:LYS:HE3	1:O:279:THR:O	1.74	0.87
1:D:353:ILE:HD11	1:D:426:TYR:HB3	1.57	0.87
1:N:357:LEU:O	1:N:360:LEU:HD22	1.74	0.87
1:C:75:LYS:O	1:C:80:VAL:HG23	1.72	0.87
1:M:75:LYS:O	1:M:80:VAL:HG23	1.72	0.87
1:F:82:ARG:HB2	1:F:82:ARG:NH1	1.90	0.87
1:K:353:ILE:HD11	1:K:426:TYR:HB3	1.57	0.87
1:E:353:ILE:HD11	1:E:426:TYR:HB3	1.57	0.87
1:K:318:THR:HG22	1:K:319:THR:CA	2.04	0.87
1:F:785:UNK:C	1:F:819:UNK:CB	2.53	0.87
1:J:785:UNK:C	1:J:819:UNK:CB	2.53	0.87
1:I:53:ASP:CG	1:I:54:ALA:H	1.77	0.87
1:J:125:VAL:H	2:J:1301:DTP:HN62	1.23	0.86
1:C:357:LEU:O	1:C:360:LEU:HD22	1.74	0.86
1:P:117:ASN:ND2	1:P:162:LEU:HD21	1.64	0.86
1:L:353:ILE:HD11	1:L:426:TYR:HB3	1.57	0.86
1:K:189:PRO:O	1:K:192:VAL:HG22	1.75	0.86
1:I:353:ILE:HD11	1:I:426:TYR:HB3	1.57	0.86
1:O:353:ILE:HD11	1:O:426:TYR:HB3	1.57	0.86
1:Q:92:ILE:O	1:Q:95:GLU:HB2	1.75	0.86
1:G:92:ILE:O	1:G:95:GLU:HB2	1.75	0.86
1:H:36:PRO:HG2	1:H:39:ILE:HG21	1.56	0.86
1:A:82:ARG:HB2	1:A:82:ARG:NH1	1.90	0.86
1:O:19:PHE:HZ	1:O:92:ILE:CG1	1.72	0.86
1:L:35:MET:CG	1:L:45:ILE:CG1	2.52	0.86
1:D:35:MET:CG	1:D:45:ILE:CG1	2.52	0.86
1:A:174:MET:HE2	1:A:241:LEU:HD22	1.55	0.86
1:P:449:ILE:HG23	1:P:450:PRO:HD3	1.55	0.86
1:O:125:VAL:H	2:O:1301:DTP:HN62	1.23	0.86
1:G:53:ASP:CG	1:G:54:ALA:H	1.77	0.86
1:O:53:ASP:CG	1:O:54:ALA:H	1.77	0.86
1:P:44:GLU:OE2	1:P:64:THR:HB	1.73	0.86
1:P:353:ILE:HD11	1:P:426:TYR:HB3	1.57	0.86
1:L:125:VAL:H	2:L:1301:DTP:HN62	1.23	0.86
1:D:125:VAL:H	2:D:1301:DTP:HN62	1.23	0.86
1:D:318:THR:HG22	1:D:319:THR:CA	2.04	0.86
1:I:145:LYS:HE3	1:I:279:THR:O	1.74	0.86
1:E:189:PRO:O	1:E:192:VAL:HG22	1.75	0.86
1:F:353:ILE:HD11	1:F:426:TYR:HB3	1.57	0.86

Continued on next page...

Continued from previous page...

Atom-1	Atom-2	Interatomic distance (Å)	Clash overlap (Å)
1:A:353:ILE:HD11	1:A:426:TYR:HB3	1.57	0.86
1:P:82:ARG:HB2	1:P:82:ARG:NH1	1.90	0.86
1:G:174:MET:HE2	1:G:241:LEU:HD22	1.55	0.86
1:N:353:ILE:HD11	1:N:426:TYR:HB3	1.57	0.86
1:E:92:ILE:O	1:E:95:GLU:HB2	1.75	0.86
1:K:36:PRO:HG2	1:K:39:ILE:HG21	1.57	0.86
1:H:449:ILE:HG23	1:H:450:PRO:HD3	1.55	0.86
1:K:150:ASP:CA	1:K:266:THR:OG1	2.21	0.86
1:N:785:UNK:C	1:N:819:UNK:CB	2.53	0.86
1:Q:145:LYS:HE3	1:Q:279:THR:O	1.74	0.86
1:H:44:GLU:OE2	1:H:64:THR:HB	1.73	0.86
1:I:449:ILE:HG23	1:I:450:PRO:HD3	1.55	0.86
1:D:189:PRO:O	1:D:192:VAL:HG22	1.75	0.86
1:L:174:MET:HE2	1:L:241:LEU:HD22	1.57	0.86
1:D:174:MET:HE2	1:D:241:LEU:HD22	1.57	0.86
1:M:353:ILE:HD11	1:M:426:TYR:HB3	1.57	0.86
1:G:145:LYS:HE3	1:G:279:THR:O	1.74	0.86
1:Q:35:MET:CG	1:Q:45:ILE:CG1	2.52	0.86
1:J:353:ILE:HD11	1:J:426:TYR:HB3	1.57	0.86
1:N:350:THR:HA	1:N:353:ILE:CB	2.05	0.86
1:Q:353:ILE:HD11	1:Q:426:TYR:HB3	1.57	0.86
1:J:190:GLU:HB2	1:J:217:ILE:CD1	1.90	0.86
1:E:35:MET:CG	1:E:45:ILE:CG1	2.52	0.86
1:K:92:ILE:O	1:K:95:GLU:HB2	1.75	0.86
1:G:350:THR:HA	1:G:353:ILE:CB	2.05	0.86
1:D:92:ILE:O	1:D:95:GLU:HB2	1.75	0.86
1:I:125:VAL:H	2:I:1301:DTP:HN62	1.23	0.86
1:G:785:UNK:C	1:G:819:UNK:CB	2.53	0.86
1:Q:785:UNK:C	1:Q:819:UNK:CB	2.53	0.86
1:I:239:ASN:HB2	1:I:261:LYS:CD	2.05	0.86
1:O:239:ASN:HB2	1:O:261:LYS:CD	2.05	0.86
1:H:189:PRO:O	1:H:192:VAL:HG22	1.75	0.86
1:P:189:PRO:O	1:P:192:VAL:HG22	1.75	0.86
1:L:239:ASN:HB2	1:L:261:LYS:CD	2.05	0.86
1:L:318:THR:HG22	1:L:319:THR:CA	2.04	0.86
1:H:174:MET:HE2	1:H:241:LEU:CD2	2.05	0.86
1:H:323:ARG:HA	1:H:349:LEU:HD11	1.55	0.86
1:F:243:VAL:HG12	1:F:263:LEU:HG	1.54	0.86
1:C:190:GLU:HB2	1:C:217:ILE:CD1	1.91	0.86
1:K:188:SER:HB3	1:K:191:THR:CG2	2.05	0.86
1:E:188:SER:HB3	1:E:191:THR:CG2	2.05	0.86

Continued on next page...

Continued from previous page...

Atom-1	Atom-2	Interatomic distance (Å)	Clash overlap (Å)
1:F:350:THR:HA	1:F:353:ILE:CB	2.05	0.86
1:G:35:MET:CG	1:G:45:ILE:CG1	2.52	0.86
1:A:357:LEU:O	1:A:360:LEU:HD22	1.74	0.86
1:P:35:MET:HG2	1:P:45:ILE:HD13	1.58	0.86
1:H:82:ARG:NH1	1:H:82:ARG:HB2	1.90	0.86
1:J:350:THR:HA	1:J:353:ILE:CB	2.05	0.86
1:Q:350:THR:HA	1:Q:353:ILE:CB	2.05	0.86
1:E:350:THR:HA	1:E:353:ILE:CB	2.05	0.86
1:E:150:ASP:CA	1:E:266:THR:OG1	2.21	0.86
1:I:323:ARG:HA	1:I:349:LEU:HD11	1.55	0.86
1:O:323:ARG:HA	1:O:349:LEU:HD11	1.55	0.86
1:O:785:UNK:C	1:O:819:UNK:CB	2.53	0.86
1:O:449:ILE:HG23	1:O:450:PRO:HD3	1.55	0.86
1:J:174:MET:HE3	1:J:241:LEU:HB2	0.88	0.86
1:L:189:PRO:O	1:L:192:VAL:HG22	1.75	0.86
1:D:239:ASN:HB2	1:D:261:LYS:CD	2.05	0.86
1:C:353:ILE:HD11	1:C:426:TYR:HB3	1.57	0.86
1:H:174:MET:HE2	1:H:241:LEU:HD22	1.56	0.86
1:P:125:VAL:H	2:P:1301:DTP:HN62	1.23	0.86
1:A:350:THR:HA	1:A:353:ILE:CB	2.05	0.86
1:H:35:MET:HG2	1:H:45:ILE:HD13	1.58	0.86
1:Q:357:LEU:O	1:Q:360:LEU:HD22	1.74	0.86
1:J:188:SER:HB3	1:J:191:THR:CG2	2.05	0.86
1:E:36:PRO:HG2	1:E:39:ILE:HG21	1.57	0.86
1:K:35:MET:CG	1:K:45:ILE:CG1	2.52	0.86
1:C:92:ILE:O	1:C:95:GLU:HB2	1.75	0.86
1:N:188:SER:HB3	1:N:191:THR:CG2	2.05	0.86
1:G:353:ILE:HD11	1:G:426:TYR:HB3	1.57	0.86
1:F:35:MET:HG2	1:F:45:ILE:HD13	1.58	0.86
1:A:35:MET:HG2	1:A:45:ILE:HD13	1.58	0.86
1:K:350:THR:HA	1:K:353:ILE:CB	2.05	0.86
1:L:35:MET:HG2	1:L:45:ILE:HD13	1.58	0.86
1:L:92:ILE:O	1:L:95:GLU:HB2	1.75	0.86
1:D:36:PRO:HG2	1:D:39:ILE:HG21	1.56	0.86
1:D:35:MET:HG2	1:D:45:ILE:HD13	1.58	0.86
1:A:174:MET:HE2	1:A:241:LEU:CD2	2.04	0.86
1:C:318:THR:HG22	1:C:319:THR:CA	2.04	0.86
1:I:785:UNK:C	1:I:819:UNK:CB	2.53	0.86
1:K:239:ASN:HB2	1:K:261:LYS:CD	2.05	0.86
1:P:323:ARG:HA	1:P:349:LEU:HD11	1.55	0.86
1:L:357:LEU:HD11	1:L:430:LYS:NZ	1.71	0.86

Continued on next page...

Continued from previous page...

Atom-1	Atom-2	Interatomic distance (Å)	Clash overlap (Å)
1:F:357:LEU:O	1:F:360:LEU:HD22	1.74	0.86
1:F:92:ILE:O	1:F:95:GLU:HB2	1.75	0.86
1:J:174:MET:HE2	1:J:241:LEU:CD2	2.05	0.86
1:E:239:ASN:HB2	1:E:261:LYS:CD	2.05	0.86
1:H:125:VAL:H	2:H:1301:DTP:HN62	1.23	0.86
1:A:188:SER:HB3	1:A:191:THR:CG2	2.05	0.86
1:I:188:SER:HB3	1:I:191:THR:CG2	2.05	0.86
1:C:188:SER:HB3	1:C:191:THR:CG2	2.05	0.86
1:M:188:SER:HB3	1:M:191:THR:CG2	2.05	0.86
1:M:92:ILE:O	1:M:95:GLU:HB2	1.75	0.86
1:G:357:LEU:O	1:G:360:LEU:HD22	1.74	0.86
1:A:92:ILE:O	1:A:95:GLU:HB2	1.75	0.86
1:L:36:PRO:HG2	1:L:39:ILE:HG21	1.56	0.86
1:N:53:ASP:CG	1:N:54:ALA:H	1.77	0.86
1:O:188:SER:HB3	1:O:191:THR:CG2	2.05	0.86
1:F:188:SER:HB3	1:F:191:THR:CG2	2.05	0.86
1:F:323:ARG:HA	1:F:349:LEU:HD11	1.55	0.86
1:A:174:MET:HE2	1:A:241:LEU:CB	1.99	0.86
1:M:318:THR:HG22	1:M:319:THR:CA	2.04	0.86
1:D:785:UNK:C	1:D:819:UNK:CB	2.53	0.86
1:N:190:GLU:HB2	1:N:217:ILE:CD1	1.90	0.86
1:I:19:PHE:HZ	1:I:92:ILE:CG1	1.72	0.86
1:A:323:ARG:HA	1:A:349:LEU:HD11	1.55	0.86
1:J:53:ASP:CG	1:J:54:ALA:H	1.77	0.86
1:J:318:THR:HG22	1:J:319:THR:CA	2.04	0.86
1:F:174:MET:HE2	1:F:241:LEU:HD22	1.56	0.86
1:M:189:PRO:O	1:M:192:VAL:HG22	1.75	0.86
1:D:350:THR:HA	1:D:353:ILE:CB	2.05	0.86
1:J:92:ILE:O	1:J:95:GLU:HB2	1.75	0.86
1:L:785:UNK:C	1:L:819:UNK:CB	2.53	0.86
1:O:179:PHE:HE2	1:O:240:CYS:SG	1.96	0.86
1:L:350:THR:HA	1:L:353:ILE:CB	2.05	0.85
1:Q:189:PRO:O	1:Q:192:VAL:HG22	1.75	0.85
1:M:190:GLU:HB2	1:M:217:ILE:CD1	1.91	0.85
1:O:33:GLN:OE1	1:O:45:ILE:HG13	1.76	0.85
1:O:92:ILE:O	1:O:95:GLU:HB2	1.75	0.85
1:I:92:ILE:O	1:I:95:GLU:HB2	1.75	0.85
1:C:117:ASN:ND2	1:C:162:LEU:HD21	1.64	0.85
1:M:239:ASN:HB2	1:M:261:LYS:CD	2.05	0.85
1:C:239:ASN:HB2	1:C:261:LYS:CD	2.05	0.85
1:M:350:THR:HA	1:M:353:ILE:CB	2.05	0.85

Continued on next page...

Continued from previous page...

Atom-1	Atom-2	Interatomic distance (Å)	Clash overlap (Å)
1:F:189:PRO:O	1:F:192:VAL:HG22	1.75	0.85
1:C:189:PRO:O	1:C:192:VAL:HG22	1.75	0.85
1:D:357:LEU:HD11	1:D:430:LYS:NZ	1.71	0.85
1:Q:357:LEU:HD11	1:Q:430:LYS:NZ	1.71	0.85
1:C:35:MET:CG	1:C:45:ILE:CG1	2.52	0.85
1:C:82:ARG:HB2	1:C:82:ARG:NH1	1.90	0.85
1:M:82:ARG:HB2	1:M:82:ARG:NH1	1.90	0.85
1:I:82:ARG:HB2	1:I:82:ARG:NH1	1.90	0.85
1:N:92:ILE:O	1:N:95:GLU:HB2	1.75	0.85
1:K:125:VAL:H	2:K:1301:DTP:HN62	1.23	0.85
1:E:125:VAL:H	2:E:1301:DTP:HN62	1.23	0.85
1:H:179:PHE:HE2	1:H:240:CYS:SG	1.96	0.85
1:I:179:PHE:HE2	1:I:240:CYS:SG	1.96	0.85
1:N:318:THR:HG22	1:N:319:THR:CA	2.04	0.85
1:M:174:MET:HE2	1:M:241:LEU:HD22	1.58	0.85
1:L:188:SER:HB3	1:L:191:THR:CG2	2.05	0.85
1:L:113:LEU:HD12	1:L:113:LEU:O	1.77	0.85
1:C:350:THR:HA	1:C:353:ILE:CB	2.05	0.85
1:H:113:LEU:O	1:H:113:LEU:HD12	1.77	0.85
1:P:113:LEU:HD12	1:P:113:LEU:O	1.77	0.85
1:P:239:ASN:HB2	1:P:261:LYS:CD	2.05	0.85
1:L:360:LEU:O	1:L:360:LEU:HD23	1.76	0.85
1:D:360:LEU:HD23	1:D:360:LEU:O	1.76	0.85
1:G:189:PRO:O	1:G:192:VAL:HG22	1.75	0.85
1:O:82:ARG:HB2	1:O:82:ARG:NH1	1.90	0.85
1:I:33:GLN:OE1	1:I:45:ILE:HG13	1.76	0.85
1:J:35:MET:HG2	1:J:45:ILE:HD13	1.58	0.85
1:J:82:ARG:HB2	1:J:82:ARG:NH1	1.90	0.85
1:N:35:MET:HG2	1:N:45:ILE:HD13	1.58	0.85
1:G:113:LEU:O	1:G:113:LEU:HD12	1.77	0.85
1:M:117:ASN:ND2	1:M:162:LEU:HD21	1.64	0.85
1:Q:113:LEU:O	1:Q:113:LEU:HD12	1.77	0.85
1:P:179:PHE:HE2	1:P:240:CYS:SG	1.96	0.85
1:D:188:SER:HB3	1:D:191:THR:CG2	2.05	0.85
1:D:113:LEU:HD12	1:D:113:LEU:O	1.77	0.85
1:H:239:ASN:HB2	1:H:261:LYS:CD	2.05	0.85
1:O:276:SER:HG	1:P:122:LYS:HD2	0.86	0.85
1:G:239:ASN:HB2	1:G:261:LYS:CD	2.05	0.85
1:M:35:MET:CG	1:M:45:ILE:CG1	2.52	0.85
1:N:82:ARG:HB2	1:N:82:ARG:NH1	1.90	0.85
1:Q:125:VAL:H	2:Q:1301:DTP:HN62	1.23	0.85

Continued on next page...

Continued from previous page...

Atom-1	Atom-2	Interatomic distance (Å)	Clash overlap (Å)
1:F:113:LEU:HD12	1:F:113:LEU:O	1.77	0.85
1:A:113:LEU:HD12	1:A:113:LEU:O	1.77	0.85
1:P:53:ASP:CG	1:P:54:ALA:H	1.77	0.85
1:N:113:LEU:O	1:N:113:LEU:HD12	1.77	0.85
1:J:113:LEU:O	1:J:113:LEU:HD12	1.77	0.85
1:A:189:PRO:O	1:A:192:VAL:HG22	1.75	0.85
1:O:276:SER:HG	1:P:122:LYS:CD	1.77	0.85
1:M:72:MET:O	1:M:75:LYS:N	2.10	0.85
1:O:72:MET:O	1:O:75:LYS:N	2.10	0.85
1:I:72:MET:O	1:I:75:LYS:N	2.10	0.85
1:J:33:GLN:OE1	1:J:45:ILE:HG13	1.76	0.85
1:N:36:PRO:HG2	1:N:39:ILE:HG21	1.56	0.85
1:N:33:GLN:OE1	1:N:45:ILE:HG13	1.76	0.85
1:G:125:VAL:H	2:G:1301:DTP:HN62	1.23	0.85
1:H:53:ASP:CG	1:H:54:ALA:H	1.77	0.85
1:H:188:SER:HB3	1:H:191:THR:CG2	2.05	0.85
1:F:174:MET:HE2	1:F:241:LEU:CD2	2.05	0.85
1:Q:188:SER:HB3	1:Q:191:THR:CG2	2.05	0.85
1:Q:239:ASN:HB2	1:Q:261:LYS:CD	2.05	0.85
1:P:33:GLN:OE1	1:P:45:ILE:HG13	1.76	0.85
1:C:72:MET:O	1:C:75:LYS:N	2.10	0.85
1:A:35:MET:CG	1:A:45:ILE:CG1	2.52	0.85
1:E:113:LEU:O	1:E:113:LEU:HD12	1.77	0.85
1:J:239:ASN:HB2	1:J:261:LYS:CD	2.05	0.85
1:P:188:SER:HB3	1:P:191:THR:CG2	2.05	0.85
1:J:360:LEU:HD23	1:J:360:LEU:O	1.76	0.85
1:G:174:MET:HE3	1:G:241:LEU:HB2	0.86	0.85
1:Q:360:LEU:HD23	1:Q:360:LEU:O	1.76	0.85
1:F:16:LEU:HD12	1:F:92:ILE:HD13	1.59	0.85
1:F:35:MET:CG	1:F:45:ILE:CG1	2.52	0.85
1:K:113:LEU:O	1:K:113:LEU:HD12	1.77	0.85
1:N:174:MET:HE2	1:N:241:LEU:HD22	1.58	0.85
1:D:134:LEU:CD2	1:D:164:VAL:CG1	2.46	0.85
1:F:239:ASN:HB2	1:F:261:LYS:CD	2.05	0.85
1:G:36:PRO:HG2	1:G:39:ILE:HG21	1.57	0.85
1:H:33:GLN:OE1	1:H:45:ILE:HG13	1.76	0.85
1:N:360:LEU:HD23	1:N:360:LEU:O	1.76	0.85
1:G:360:LEU:HD23	1:G:360:LEU:O	1.76	0.85
1:A:16:LEU:HD12	1:A:92:ILE:HD13	1.59	0.85
1:E:360:LEU:HD23	1:E:360:LEU:O	1.76	0.85
1:J:36:PRO:HG2	1:J:39:ILE:HG21	1.56	0.85

Continued on next page...

Continued from previous page...

Atom-1	Atom-2	Interatomic distance (Å)	Clash overlap (Å)
1:K:94:THR:HG22	1:K:98:GLN:HG3	1.59	0.85
1:P:785:UNK:C	1:P:819:UNK:CB	2.53	0.85
1:D:53:ASP:CG	1:D:54:ALA:H	1.77	0.85
1:N:239:ASN:HB2	1:N:261:LYS:CD	2.05	0.85
1:N:174:MET:HE2	1:N:241:LEU:CD2	2.06	0.85
1:L:134:LEU:CD2	1:L:164:VAL:CG1	2.46	0.85
1:F:125:VAL:H	2:F:1301:DTP:HN62	1.23	0.85
1:I:189:PRO:O	1:I:192:VAL:HG22	1.75	0.85
1:G:188:SER:HB3	1:G:191:THR:CG2	2.05	0.85
1:G:35:MET:HG2	1:G:45:ILE:HD13	1.58	0.85
1:E:35:MET:SD	1:E:40:LEU:HD12	2.17	0.85
1:K:35:MET:SD	1:K:40:LEU:HD12	2.17	0.85
1:K:360:LEU:HD23	1:K:360:LEU:O	1.76	0.85
1:E:94:THR:HG22	1:E:98:GLN:HG3	1.59	0.85
1:H:785:UNK:C	1:H:819:UNK:CB	2.53	0.85
1:D:349:LEU:HD23	1:D:349:LEU:O	1.77	0.85
1:P:72:MET:O	1:P:75:LYS:N	2.10	0.85
1:P:92:ILE:O	1:P:95:GLU:HB2	1.75	0.85
1:D:72:MET:O	1:D:75:LYS:N	2.10	0.85
1:A:239:ASN:HB2	1:A:261:LYS:CD	2.05	0.85
1:L:53:ASP:CG	1:L:54:ALA:H	1.77	0.85
1:L:157:LYS:HD2	1:L:265:THR:OG1	1.77	0.84
1:L:349:LEU:O	1:L:349:LEU:HD23	1.77	0.84
1:D:157:LYS:HD2	1:D:265:THR:OG1	1.77	0.84
1:I:357:LEU:HD11	1:I:430:LYS:HE2	0.85	0.84
1:O:357:LEU:HD11	1:O:430:LYS:HE2	0.85	0.84
1:Q:36:PRO:HG2	1:Q:39:ILE:HG21	1.57	0.84
1:H:72:MET:O	1:H:75:LYS:N	2.10	0.84
1:C:35:MET:SD	1:C:40:LEU:HD12	2.17	0.84
1:M:35:MET:SD	1:M:40:LEU:HD12	2.17	0.84
1:L:72:MET:O	1:L:75:LYS:N	2.10	0.84
1:O:189:PRO:O	1:O:192:VAL:HG22	1.75	0.84
1:Q:35:MET:HG2	1:Q:45:ILE:HD13	1.58	0.84
1:H:92:ILE:O	1:H:95:GLU:HB2	1.75	0.84
1:N:357:LEU:HD11	1:N:430:LYS:HE2	0.85	0.84
1:K:16:LEU:HD12	1:K:92:ILE:HD13	1.59	0.84
1:I:35:MET:HG2	1:I:45:ILE:HD13	1.58	0.84
1:K:349:LEU:HD23	1:K:349:LEU:O	1.78	0.84
1:E:349:LEU:HD23	1:E:349:LEU:O	1.78	0.84
1:I:157:LYS:HD2	1:I:265:THR:OG1	1.78	0.84
1:O:157:LYS:HD2	1:O:265:THR:OG1	1.78	0.84

Continued on next page...

Continued from previous page...

Atom-1	Atom-2	Interatomic distance (Å)	Clash overlap (Å)
1:F:349:LEU:O	1:F:349:LEU:HD23	1.77	0.84
1:J:357:LEU:HD11	1:J:430:LYS:HE2	0.85	0.84
1:O:35:MET:SD	1:O:40:LEU:HD12	2.17	0.84
1:I:35:MET:SD	1:I:40:LEU:HD12	2.17	0.84
1:A:349:LEU:O	1:A:349:LEU:HD23	1.77	0.84
1:C:349:LEU:HD23	1:C:349:LEU:O	1.78	0.84
1:M:157:LYS:HD2	1:M:265:THR:OG1	1.78	0.84
1:C:157:LYS:HD2	1:C:265:THR:OG1	1.78	0.84
1:J:157:LYS:HD2	1:J:265:THR:OG1	1.77	0.84
1:O:241:LEU:CD1	1:O:261:LYS:O	2.26	0.84
1:P:157:LYS:HD2	1:P:265:THR:OG1	1.77	0.84
1:Q:35:MET:SD	1:Q:40:LEU:HD12	2.17	0.84
1:G:35:MET:SD	1:G:40:LEU:HD12	2.17	0.84
1:E:16:LEU:HD12	1:E:92:ILE:HD13	1.59	0.84
1:O:35:MET:HG2	1:O:45:ILE:HD13	1.58	0.84
1:M:349:LEU:HD23	1:M:349:LEU:O	1.78	0.84
1:F:94:THR:HG22	1:F:98:GLN:HG3	1.59	0.84
1:C:94:THR:HG22	1:C:98:GLN:HG3	1.59	0.84
1:I:241:LEU:CD1	1:I:261:LYS:O	2.26	0.84
1:D:174:MET:HE2	1:D:241:LEU:CD2	2.06	0.84
1:N:35:MET:SD	1:N:40:LEU:HD12	2.17	0.84
1:H:94:THR:HG22	1:H:98:GLN:HG3	1.59	0.84
1:P:94:THR:HG22	1:P:98:GLN:HG3	1.59	0.84
1:N:157:LYS:HD2	1:N:265:THR:OG1	1.77	0.84
1:P:357:LEU:HD11	1:P:430:LYS:HE2	0.85	0.84
1:H:357:LEU:HD11	1:H:430:LYS:HE2	0.85	0.84
1:H:360:LEU:O	1:H:360:LEU:HD23	1.76	0.84
1:L:174:MET:HE2	1:L:241:LEU:CD2	2.06	0.84
1:M:357:LEU:HD11	1:M:430:LYS:HE2	0.85	0.84
1:H:157:LYS:HD2	1:H:265:THR:OG1	1.77	0.84
1:C:35:MET:HE3	1:C:40:LEU:CD1	2.06	0.84
1:J:35:MET:SD	1:J:40:LEU:HD12	2.17	0.84
1:A:94:THR:HG22	1:A:98:GLN:HG3	1.59	0.84
1:M:94:THR:HG22	1:M:98:GLN:HG3	1.59	0.84
1:K:241:LEU:CD1	1:K:261:LYS:O	2.26	0.84
1:C:357:LEU:HD11	1:C:430:LYS:HE2	0.85	0.84
1:E:241:LEU:CD1	1:E:261:LYS:O	2.26	0.84
1:E:35:MET:HG2	1:E:45:ILE:HD13	1.58	0.84
1:P:360:LEU:O	1:P:360:LEU:HD23	1.76	0.84
1:L:241:LEU:CD1	1:L:261:LYS:O	2.26	0.84
1:D:117:ASN:ND2	1:D:162:LEU:HD21	1.64	0.84

Continued on next page...

Continued from previous page...

Atom-1	Atom-2	Interatomic distance (Å)	Clash overlap (Å)
1:D:241:LEU:CD1	1:D:261:LYS:O	2.26	0.84
1:F:357:LEU:HD11	1:F:430:LYS:HE2	0.85	0.84
1:A:357:LEU:HD11	1:A:430:LYS:HE2	0.85	0.84
1:A:174:MET:HE3	1:A:241:LEU:HB2	0.84	0.84
1:K:157:LYS:HD2	1:K:265:THR:OG1	1.78	0.84
1:I:174:MET:HE2	1:I:241:LEU:CD2	2.08	0.84
1:E:33:GLN:OE1	1:E:45:ILE:CD1	2.26	0.84
1:K:33:GLN:OE1	1:K:45:ILE:CD1	2.26	0.84
1:K:35:MET:HG2	1:K:45:ILE:HD13	1.58	0.84
1:M:35:MET:HE3	1:M:40:LEU:CD1	2.06	0.84
1:L:35:MET:SD	1:L:40:LEU:HD12	2.17	0.84
1:L:33:GLN:OE1	1:L:45:ILE:CD1	2.26	0.84
1:D:33:GLN:OE1	1:D:45:ILE:CD1	2.26	0.84
1:J:63:TRP:CH2	1:J:126:SER:HB3	2.13	0.84
1:J:349:LEU:HD23	1:J:349:LEU:O	1.77	0.84
1:C:360:LEU:HD23	1:C:360:LEU:O	1.76	0.84
1:C:33:GLN:OE1	1:C:45:ILE:CD1	2.26	0.84
1:M:19:PHE:HZ	1:M:92:ILE:CG1	1.72	0.84
1:D:35:MET:SD	1:D:40:LEU:HD12	2.17	0.84
1:E:157:LYS:HD2	1:E:265:THR:OG1	1.78	0.84
1:C:113:LEU:HD12	1:C:113:LEU:O	1.77	0.84
1:D:528:ILE:CG2	1:D:539:VAL:CG2	2.56	0.84
1:L:528:ILE:CG2	1:L:539:VAL:CG2	2.56	0.84
1:N:63:TRP:CH2	1:N:126:SER:HB3	2.13	0.84
1:N:349:LEU:O	1:N:349:LEU:HD23	1.77	0.83
1:P:16:LEU:HD12	1:P:92:ILE:HD13	1.59	0.83
1:H:16:LEU:HD12	1:H:92:ILE:HD13	1.59	0.83
1:M:33:GLN:OE1	1:M:45:ILE:CD1	2.26	0.83
1:F:33:GLN:OE1	1:F:45:ILE:CD1	2.26	0.83
1:A:33:GLN:OE1	1:A:45:ILE:CD1	2.26	0.83
1:K:357:LEU:HD11	1:K:430:LYS:HE2	0.85	0.83
1:L:35:MET:SD	1:L:40:LEU:CB	2.66	0.83
1:D:35:MET:SD	1:D:40:LEU:CB	2.66	0.83
1:F:528:ILE:CG2	1:F:539:VAL:CG2	2.56	0.83
1:A:528:ILE:CG2	1:A:539:VAL:CG2	2.56	0.83
1:K:528:ILE:CG2	1:K:539:VAL:CG2	2.56	0.83
1:E:528:ILE:CG2	1:E:539:VAL:CG2	2.56	0.83
1:Q:33:GLN:OE1	1:Q:45:ILE:HG13	1.76	0.83
1:P:35:MET:SD	1:P:40:LEU:HD12	2.17	0.83
1:Q:357:LEU:HD11	1:Q:430:LYS:HE2	0.85	0.83
1:C:35:MET:HG2	1:C:45:ILE:HD13	1.58	0.83

Continued on next page...

Continued from previous page...

Atom-1	Atom-2	Interatomic distance (Å)	Clash overlap (Å)
1:M:16:LEU:HD12	1:M:92:ILE:HD13	1.59	0.83
1:G:357:LEU:HD11	1:G:430:LYS:HE2	0.85	0.83
1:A:35:MET:SD	1:A:40:LEU:HD12	2.17	0.83
1:O:35:MET:SD	1:O:40:LEU:CB	2.66	0.83
1:E:357:LEU:HD11	1:E:430:LYS:HE2	0.85	0.83
1:D:16:LEU:HD12	1:D:92:ILE:HD13	1.59	0.83
1:M:113:LEU:O	1:M:113:LEU:HD12	1.77	0.83
1:N:94:THR:HG22	1:N:98:GLN:HG3	1.59	0.83
1:J:134:LEU:CD2	1:J:164:VAL:CG1	2.46	0.83
1:M:360:LEU:HD23	1:M:360:LEU:O	1.76	0.83
1:P:349:LEU:O	1:P:349:LEU:HD23	1.77	0.83
1:I:360:LEU:O	1:I:360:LEU:HD23	1.76	0.83
1:O:360:LEU:O	1:O:360:LEU:HD23	1.76	0.83
1:H:35:MET:SD	1:H:40:LEU:HD12	2.17	0.83
1:E:72:MET:O	1:E:75:LYS:N	2.10	0.83
1:F:35:MET:SD	1:F:40:LEU:HD12	2.17	0.83
1:J:33:GLN:OE1	1:J:45:ILE:CD1	2.26	0.83
1:J:72:MET:O	1:J:75:LYS:N	2.10	0.83
1:Q:317:LEU:HD12	1:Q:323:ARG:NH2	1.94	0.83
1:Q:349:LEU:HD23	1:Q:349:LEU:O	1.78	0.83
1:G:317:LEU:HD12	1:G:323:ARG:NH2	1.94	0.83
1:I:317:LEU:HD12	1:I:323:ARG:NH2	1.94	0.83
1:O:113:LEU:HD12	1:O:113:LEU:O	1.77	0.83
1:O:317:LEU:HD12	1:O:323:ARG:NH2	1.94	0.83
1:Q:94:THR:HG22	1:Q:98:GLN:HG3	1.59	0.83
1:C:528:ILE:CG2	1:C:539:VAL:CG2	2.56	0.83
1:M:528:ILE:CG2	1:M:539:VAL:CG2	2.56	0.83
1:M:63:TRP:CH2	1:M:126:SER:HB3	2.13	0.83
1:C:63:TRP:CH2	1:C:126:SER:HB3	2.13	0.83
1:E:63:TRP:CH2	1:E:126:SER:HB3	2.13	0.83
1:H:349:LEU:O	1:H:349:LEU:HD23	1.77	0.83
1:Q:72:MET:O	1:Q:75:LYS:N	2.10	0.83
1:G:72:MET:O	1:G:75:LYS:N	2.10	0.83
1:Q:357:LEU:HD12	1:Q:430:LYS:HZ3	1.38	0.83
1:K:72:MET:O	1:K:75:LYS:N	2.10	0.83
1:C:16:LEU:HD12	1:C:92:ILE:HD13	1.59	0.83
1:L:16:LEU:HD12	1:L:92:ILE:HD13	1.59	0.83
1:N:33:GLN:OE1	1:N:45:ILE:CD1	2.26	0.83
1:N:72:MET:O	1:N:75:LYS:N	2.10	0.83
1:G:349:LEU:O	1:G:349:LEU:HD23	1.78	0.83
1:I:349:LEU:HD23	1:I:349:LEU:O	1.78	0.83

Continued on next page...

Continued from previous page...

Atom-1	Atom-2	Interatomic distance (Å)	Clash overlap (Å)
1:J:94:THR:HG22	1:J:98:GLN:HG3	1.59	0.83
1:Q:528:ILE:CG2	1:Q:539:VAL:CG2	2.56	0.83
1:G:528:ILE:CG2	1:G:539:VAL:CG2	2.56	0.83
1:K:63:TRP:CH2	1:K:126:SER:HB3	2.13	0.83
1:C:174:MET:HE2	1:C:241:LEU:HD22	1.61	0.83
1:C:241:LEU:CD1	1:C:261:LYS:O	2.26	0.83
1:G:33:GLN:OE1	1:G:45:ILE:HG13	1.76	0.83
1:E:33:GLN:OE1	1:E:45:ILE:HG13	1.76	0.83
1:K:33:GLN:OE1	1:K:45:ILE:HG13	1.76	0.83
1:M:35:MET:HG2	1:M:45:ILE:HD13	1.58	0.83
1:Q:157:LYS:HD2	1:Q:265:THR:OG1	1.78	0.83
1:M:317:LEU:HD12	1:M:323:ARG:NH2	1.94	0.83
1:I:113:LEU:HD12	1:I:113:LEU:O	1.77	0.83
1:G:94:THR:HG22	1:G:98:GLN:HG3	1.59	0.83
1:N:134:LEU:CD2	1:N:164:VAL:CG1	2.46	0.83
1:M:241:LEU:CD1	1:M:261:LYS:O	2.26	0.83
1:L:117:ASN:ND2	1:L:162:LEU:HD21	1.64	0.83
1:F:72:MET:O	1:F:75:LYS:N	2.10	0.83
1:C:317:LEU:HD12	1:C:323:ARG:NH2	1.94	0.83
1:O:349:LEU:O	1:O:349:LEU:HD23	1.78	0.83
1:I:63:TRP:CH2	1:I:126:SER:HB3	2.13	0.83
1:N:241:LEU:CD1	1:N:261:LYS:O	2.26	0.83
1:F:241:LEU:CD1	1:F:261:LYS:O	2.26	0.83
1:C:19:PHE:HZ	1:C:92:ILE:CG1	1.72	0.83
1:M:33:GLN:OE1	1:M:45:ILE:HD11	1.79	0.83
1:A:72:MET:O	1:A:75:LYS:N	2.10	0.83
1:A:242:LEU:HD11	1:A:244:LEU:HD11	1.60	0.83
1:J:33:GLN:OE1	1:J:45:ILE:HD11	1.79	0.83
1:N:33:GLN:OE1	1:N:45:ILE:HD11	1.79	0.83
1:E:118:GLN:OE1	1:F:253:TRP:CH2	2.32	0.83
1:A:253:TRP:CH2	1:K:118:GLN:OE1	2.32	0.83
1:O:63:TRP:CH2	1:O:126:SER:HB3	2.13	0.83
1:J:241:LEU:CD1	1:J:261:LYS:O	2.26	0.83
1:F:122:LYS:HD2	1:G:276:SER:HG	0.85	0.83
1:A:360:LEU:HD23	1:A:360:LEU:O	1.76	0.83
1:E:33:GLN:OE1	1:E:45:ILE:HD11	1.79	0.83
1:K:33:GLN:OE1	1:K:45:ILE:HD11	1.79	0.83
1:C:33:GLN:OE1	1:C:45:ILE:HD11	1.79	0.83
1:G:357:LEU:HD12	1:G:430:LYS:HZ3	1.38	0.83
1:G:157:LYS:HD2	1:G:265:THR:OG1	1.78	0.83
1:O:174:MET:HE2	1:O:241:LEU:CD2	2.09	0.83

Continued on next page...

Continued from previous page...

Atom-1	Atom-2	Interatomic distance (Å)	Clash overlap (Å)
1:L:357:LEU:HD11	1:L:430:LYS:HE2	0.85	0.83
1:Q:33:GLN:OE1	1:Q:45:ILE:CD1	2.26	0.83
1:F:35:MET:SD	1:F:40:LEU:CB	2.66	0.83
1:A:35:MET:SD	1:A:40:LEU:CB	2.66	0.83
1:Q:292:LEU:HD11	1:Q:319:THR:CG2	2.09	0.83
1:C:94:THR:HG23	1:C:98:GLN:HG3	1.61	0.83
1:L:94:THR:HG22	1:L:98:GLN:HG3	1.59	0.83
1:D:118:GLN:OE1	1:E:253:TRP:CH2	2.32	0.83
1:K:253:TRP:CH2	1:L:118:GLN:OE1	2.32	0.83
1:G:63:TRP:CH2	1:G:126:SER:HB3	2.13	0.83
1:D:357:LEU:HD11	1:D:430:LYS:HE2	0.85	0.83
1:F:360:LEU:HD23	1:F:360:LEU:O	1.76	0.83
1:G:33:GLN:OE1	1:G:45:ILE:CD1	2.26	0.83
1:F:33:GLN:OE1	1:F:45:ILE:HG13	1.76	0.83
1:A:157:LYS:HD2	1:A:265:THR:OG1	1.77	0.83
1:G:292:LEU:HD11	1:G:319:THR:CG2	2.09	0.83
1:I:134:LEU:CD2	1:I:164:VAL:CG1	2.46	0.83
1:A:118:GLN:OE1	1:Q:253:TRP:CH2	2.32	0.83
1:M:94:THR:HG23	1:M:98:GLN:HG3	1.61	0.83
1:P:528:ILE:CG2	1:P:539:VAL:CG2	2.56	0.83
1:N:528:ILE:CG2	1:N:539:VAL:CG2	2.56	0.83
1:J:528:ILE:CG2	1:J:539:VAL:CG2	2.56	0.83
1:Q:63:TRP:CH2	1:Q:126:SER:HB3	2.13	0.83
1:K:317:LEU:HD12	1:K:323:ARG:NH2	1.94	0.82
1:E:317:LEU:HD12	1:E:323:ARG:NH2	1.94	0.82
1:F:118:GLN:OE1	1:G:253:TRP:CH2	2.32	0.82
1:A:94:THR:HG23	1:A:98:GLN:HG3	1.61	0.82
1:F:94:THR:HG23	1:F:98:GLN:HG3	1.61	0.82
1:H:528:ILE:CG2	1:H:539:VAL:CG2	2.56	0.82
1:L:63:TRP:CH2	1:L:126:SER:HB3	2.13	0.82
1:N:242:LEU:HD11	1:N:244:LEU:HD11	1.62	0.82
1:A:292:LEU:HD11	1:A:319:THR:CG2	2.09	0.82
1:O:134:LEU:CD2	1:O:164:VAL:CG1	2.46	0.82
1:D:94:THR:HG22	1:D:98:GLN:HG3	1.59	0.82
1:D:63:TRP:CH2	1:D:126:SER:HB3	2.13	0.82
1:J:242:LEU:HD11	1:J:244:LEU:HD11	1.62	0.82
1:F:157:LYS:HD2	1:F:265:THR:OG1	1.77	0.82
1:C:33:GLN:OE1	1:C:45:ILE:HG13	1.76	0.82
1:A:33:GLN:OE1	1:A:45:ILE:HG13	1.76	0.82
1:A:93:LYS:HE2	1:A:97:ARG:HH21	1.43	0.82
1:I:33:GLN:OE1	1:I:45:ILE:CD1	2.26	0.82

Continued on next page...

Continued from previous page...

Atom-1	Atom-2	Interatomic distance (Å)	Clash overlap (Å)
1:L:33:GLN:OE1	1:L:45:ILE:HD11	1.79	0.82
1:D:33:GLN:OE1	1:D:45:ILE:HG13	1.76	0.82
1:A:134:LEU:CD2	1:A:164:VAL:CG1	2.46	0.82
1:K:134:LEU:CD2	1:K:164:VAL:CG1	2.46	0.82
1:Q:287:HIS:HB3	1:Q:290:MET:HB2	1.62	0.82
1:A:63:TRP:CH2	1:A:126:SER:HB3	2.13	0.82
1:J:317:LEU:HD12	1:J:323:ARG:NH2	1.94	0.82
1:M:174:MET:HE2	1:M:241:LEU:CD2	2.06	0.82
1:H:242:LEU:HD11	1:H:244:LEU:HD11	1.62	0.82
1:F:292:LEU:HD11	1:F:319:THR:CG2	2.09	0.82
1:Q:16:LEU:HD12	1:Q:92:ILE:HD13	1.59	0.82
1:F:93:LYS:HE2	1:F:97:ARG:HH21	1.43	0.82
1:G:287:HIS:HB3	1:G:290:MET:HB2	1.62	0.82
1:C:287:HIS:HB3	1:C:290:MET:HB2	1.62	0.82
1:M:287:HIS:HB3	1:M:290:MET:HB2	1.62	0.82
1:F:117:ASN:ND2	1:F:162:LEU:HD21	1.64	0.82
1:O:528:ILE:CG2	1:O:539:VAL:CG2	2.56	0.82
1:F:287:HIS:HB3	1:F:290:MET:HB2	1.62	0.82
1:P:242:LEU:HD11	1:P:244:LEU:HD11	1.62	0.82
1:P:292:LEU:HD11	1:P:319:THR:CG2	2.09	0.82
1:E:93:LYS:HE2	1:E:97:ARG:HH21	1.43	0.82
1:F:33:GLN:OE1	1:F:45:ILE:HD11	1.79	0.82
1:O:33:GLN:OE1	1:O:45:ILE:CD1	2.26	0.82
1:L:33:GLN:OE1	1:L:45:ILE:HG13	1.76	0.82
1:D:33:GLN:OE1	1:D:45:ILE:HD11	1.79	0.82
1:A:241:LEU:CD1	1:A:261:LYS:O	2.27	0.82
1:A:287:HIS:HB3	1:A:290:MET:HB2	1.62	0.82
1:K:292:LEU:HD11	1:K:319:THR:CG2	2.09	0.82
1:I:528:ILE:CG2	1:I:539:VAL:CG2	2.56	0.82
1:C:118:GLN:OE1	1:D:253:TRP:CH2	2.32	0.82
1:F:63:TRP:CH2	1:F:126:SER:HB3	2.13	0.82
1:N:317:LEU:HD12	1:N:323:ARG:NH2	1.94	0.82
1:H:292:LEU:HD11	1:H:319:THR:CG2	2.09	0.82
1:E:87:PHE:CE2	1:Q:26:ASN:ND2	2.47	0.82
1:K:43:GLU:HA	1:K:46:ASP:CB	2.09	0.82
1:G:26:ASN:ND2	1:K:87:PHE:CE2	2.47	0.82
1:K:93:LYS:HE2	1:K:97:ARG:HH21	1.43	0.82
1:M:33:GLN:OE1	1:M:45:ILE:HG13	1.76	0.82
1:A:33:GLN:OE1	1:A:45:ILE:HD11	1.79	0.82
1:O:19:PHE:HE1	1:O:92:ILE:CD1	1.93	0.82
1:I:19:PHE:HE1	1:I:92:ILE:CD1	1.93	0.82

Continued on next page...

Continued from previous page...

Atom-1	Atom-2	Interatomic distance (Å)	Clash overlap (Å)
1:J:16:LEU:HD12	1:J:92:ILE:HD13	1.59	0.82
1:K:150:ASP:HB3	1:K:266:THR:CB	2.09	0.82
1:E:150:ASP:HB3	1:E:266:THR:CB	2.09	0.82
1:E:292:LEU:HD11	1:E:319:THR:CG2	2.09	0.82
1:K:94:THR:HG23	1:K:98:GLN:HG3	1.61	0.82
1:L:253:TRP:CH2	1:M:118:GLN:OE1	2.32	0.82
1:Q:93:LYS:HE2	1:Q:97:ARG:HH21	1.43	0.82
1:E:43:GLU:HA	1:E:46:ASP:CB	2.09	0.82
1:A:43:GLU:HA	1:A:46:ASP:CB	2.09	0.82
1:I:16:LEU:HD12	1:I:92:ILE:HD13	1.59	0.82
1:M:264:LEU:HD23	1:M:264:LEU:O	1.80	0.82
1:C:264:LEU:HD23	1:C:264:LEU:O	1.80	0.82
1:P:253:TRP:CH2	1:Q:118:GLN:OE1	2.32	0.82
1:I:174:MET:HE2	1:I:241:LEU:HD22	1.61	0.82
1:L:264:LEU:O	1:L:264:LEU:HD23	1.80	0.82
1:L:287:HIS:HB3	1:L:290:MET:HB2	1.62	0.82
1:F:134:LEU:CD2	1:F:164:VAL:CG1	2.46	0.82
1:P:150:ASP:HB3	1:P:266:THR:CB	2.09	0.82
1:G:16:LEU:HD12	1:G:92:ILE:HD13	1.59	0.82
1:P:19:PHE:HE1	1:P:92:ILE:CD1	1.93	0.82
1:P:33:GLN:OE1	1:P:45:ILE:CD1	2.26	0.82
1:E:35:MET:SD	1:E:40:LEU:CB	2.66	0.82
1:K:35:MET:SD	1:K:40:LEU:CB	2.66	0.82
1:O:16:LEU:HD12	1:O:92:ILE:HD13	1.59	0.82
1:N:16:LEU:HD12	1:N:92:ILE:HD13	1.59	0.82
1:E:134:LEU:CD2	1:E:164:VAL:CG1	2.46	0.82
1:E:287:HIS:HB3	1:E:290:MET:HB2	1.62	0.82
1:E:94:THR:HG23	1:E:98:GLN:HG3	1.61	0.82
1:G:118:GLN:OE1	1:H:253:TRP:CH2	2.32	0.82
1:H:63:TRP:CH2	1:H:126:SER:HB3	2.13	0.82
1:N:287:HIS:HB3	1:N:290:MET:HB2	1.62	0.82
1:J:287:HIS:HB3	1:J:290:MET:HB2	1.62	0.82
1:D:264:LEU:O	1:D:264:LEU:HD23	1.80	0.82
1:D:287:HIS:HB3	1:D:290:MET:HB2	1.62	0.82
1:H:150:ASP:HB3	1:H:266:THR:CB	2.09	0.82
1:H:317:LEU:HD12	1:H:323:ARG:NH2	1.94	0.82
1:H:19:PHE:HE1	1:H:92:ILE:CD1	1.93	0.82
1:H:33:GLN:OE1	1:H:45:ILE:CD1	2.26	0.82
1:L:43:GLU:HA	1:L:46:ASP:CB	2.09	0.82
1:G:44:GLU:O	1:G:48:ILE:HG13	1.80	0.82
1:Q:44:GLU:O	1:Q:48:ILE:HG13	1.80	0.82

Continued on next page...

Continued from previous page...

Atom-1	Atom-2	Interatomic distance (Å)	Clash overlap (Å)
1:P:63:TRP:CH2	1:P:126:SER:HB3	2.13	0.82
1:L:292:LEU:HD11	1:L:319:THR:CG2	2.09	0.82
1:P:174:MET:HE2	1:P:241:LEU:CD2	2.09	0.82
1:P:264:LEU:HD23	1:P:264:LEU:O	1.80	0.82
1:P:317:LEU:HD12	1:P:323:ARG:NH2	1.94	0.82
1:O:35:MET:HE3	1:O:40:LEU:CD1	2.09	0.82
1:D:43:GLU:HA	1:D:46:ASP:CB	2.09	0.82
1:K:287:HIS:HB3	1:K:290:MET:HB2	1.62	0.82
1:E:117:ASN:ND2	1:E:162:LEU:HD21	1.64	0.82
1:I:94:THR:HG22	1:I:98:GLN:HG3	1.59	0.82
1:N:94:THR:HG23	1:N:98:GLN:HG3	1.61	0.82
1:H:264:LEU:O	1:H:264:LEU:HD23	1.80	0.81
1:Q:33:GLN:OE1	1:Q:45:ILE:HD11	1.79	0.81
1:G:93:LYS:HE2	1:G:97:ARG:HH21	1.43	0.81
1:H:35:MET:SD	1:H:40:LEU:CB	2.66	0.81
1:I:369:PHE:CE1	1:I:410:LEU:CD2	2.63	0.81
1:K:264:LEU:O	1:K:264:LEU:HD23	1.80	0.81
1:C:150:ASP:HB3	1:C:266:THR:CB	2.09	0.81
1:A:117:ASN:ND2	1:A:162:LEU:HD21	1.64	0.81
1:I:479:GLU:HB3	1:I:481:PRO:HD2	1.62	0.81
1:G:33:GLN:OE1	1:G:45:ILE:HD11	1.79	0.81
1:A:357:LEU:CD1	1:A:430:LYS:HZ3	1.81	0.81
1:H:19:PHE:HE1	1:H:92:ILE:HD11	1.45	0.81
1:O:369:PHE:CE1	1:O:410:LEU:CD2	2.63	0.81
1:F:369:PHE:CE1	1:F:410:LEU:CD2	2.63	0.81
1:M:150:ASP:HB3	1:M:266:THR:CB	2.09	0.81
1:I:287:HIS:HB3	1:I:290:MET:HB2	1.62	0.81
1:J:94:THR:HG23	1:J:98:GLN:HG3	1.61	0.81
1:D:94:THR:HG23	1:D:98:GLN:HG3	1.61	0.81
1:O:479:GLU:HB3	1:O:481:PRO:HD2	1.62	0.81
1:N:479:GLU:HB3	1:N:481:PRO:HD2	1.63	0.81
1:N:264:LEU:HD23	1:N:264:LEU:O	1.80	0.81
1:L:150:ASP:HB3	1:L:266:THR:CB	2.09	0.81
1:L:242:LEU:HD11	1:L:244:LEU:HD11	1.62	0.81
1:D:242:LEU:HD11	1:D:244:LEU:HD11	1.62	0.81
1:D:292:LEU:HD11	1:D:319:THR:CG2	2.09	0.81
1:D:317:LEU:HD12	1:D:323:ARG:NH2	1.94	0.81
1:F:242:LEU:HD11	1:F:244:LEU:HD11	1.62	0.81
1:P:287:HIS:HB3	1:P:290:MET:HB2	1.62	0.81
1:Q:241:LEU:CD1	1:Q:261:LYS:O	2.26	0.81
1:P:19:PHE:HE1	1:P:92:ILE:HD11	1.45	0.81

Continued on next page...

Continued from previous page...

Atom-1	Atom-2	Interatomic distance (Å)	Clash overlap (Å)
1:D:93:LYS:HE2	1:D:97:ARG:HH21	1.43	0.81
1:A:369:PHE:CE1	1:A:410:LEU:CD2	2.63	0.81
1:E:264:LEU:O	1:E:264:LEU:HD23	1.80	0.81
1:P:276:SER:OG	1:Q:122:LYS:CG	2.29	0.81
1:C:134:LEU:CD2	1:C:164:VAL:CG1	2.46	0.81
1:O:287:HIS:HB3	1:O:290:MET:HB2	1.62	0.81
1:G:122:LYS:CG	1:H:276:SER:OG	2.29	0.81
1:O:94:THR:HG22	1:O:98:GLN:HG3	1.59	0.81
1:E:234:SER:C	1:E:236:PRO:HD2	2.01	0.81
1:H:361:GLU:HB2	1:H:365:TYR:CD1	2.16	0.81
1:J:479:GLU:HB3	1:J:481:PRO:HD2	1.63	0.81
1:H:479:GLU:HB3	1:H:481:PRO:HD2	1.63	0.81
1:P:361:GLU:HB2	1:P:365:TYR:CD1	2.16	0.81
1:J:264:LEU:HD23	1:J:264:LEU:O	1.80	0.81
1:L:317:LEU:HD12	1:L:323:ARG:NH2	1.94	0.81
1:D:150:ASP:HB3	1:D:266:THR:CB	2.09	0.81
1:H:287:HIS:HB3	1:H:290:MET:HB2	1.62	0.81
1:F:317:LEU:HD12	1:F:323:ARG:NH2	1.94	0.81
1:P:93:LYS:HE2	1:P:97:ARG:HH21	1.43	0.81
1:C:82:ARG:HG3	1:C:83:ILE:CD1	2.11	0.81
1:A:19:PHE:HE1	1:A:92:ILE:CD1	1.93	0.81
1:G:134:LEU:CD2	1:G:164:VAL:CG1	2.46	0.81
1:I:264:LEU:O	1:I:264:LEU:HD23	1.80	0.81
1:L:94:THR:HG23	1:L:98:GLN:HG3	1.61	0.81
1:G:94:THR:HG23	1:G:98:GLN:HG3	1.61	0.81
1:K:234:SER:C	1:K:236:PRO:HD2	2.01	0.81
1:P:479:GLU:HB3	1:P:481:PRO:HD2	1.63	0.81
1:F:264:LEU:O	1:F:264:LEU:HD23	1.80	0.81
1:P:35:MET:SD	1:P:40:LEU:CB	2.66	0.81
1:G:241:LEU:CD1	1:G:261:LYS:O	2.26	0.81
1:E:82:ARG:HG3	1:E:83:ILE:CD1	2.11	0.81
1:K:82:ARG:HG3	1:K:83:ILE:CD1	2.11	0.81
1:C:35:MET:SD	1:C:40:LEU:CB	2.66	0.81
1:C:43:GLU:HA	1:C:46:ASP:CB	2.09	0.81
1:M:35:MET:SD	1:M:40:LEU:CB	2.66	0.81
1:M:43:GLU:HA	1:M:46:ASP:CB	2.09	0.81
1:M:82:ARG:HG3	1:M:83:ILE:CD1	2.11	0.81
1:L:16:LEU:HD12	1:L:92:ILE:CD1	2.11	0.81
1:D:16:LEU:HD12	1:D:92:ILE:CD1	2.11	0.81
1:J:16:LEU:HD12	1:J:92:ILE:CD1	2.11	0.81
1:N:16:LEU:HD12	1:N:92:ILE:CD1	2.11	0.81

Continued on next page...

Continued from previous page...

Atom-1	Atom-2	Interatomic distance (Å)	Clash overlap (Å)
1:M:134:LEU:CD2	1:M:164:VAL:CG1	2.46	0.81
1:L:276:SER:OG	1:M:122:LYS:CG	2.29	0.81
1:C:122:LYS:CG	1:D:276:SER:OG	2.29	0.81
1:Q:234:SER:C	1:Q:236:PRO:HD2	2.01	0.81
1:H:234:SER:C	1:H:236:PRO:HD2	2.01	0.81
1:C:253:TRP:CH2	1:J:118:GLN:OE1	2.32	0.81
1:O:361:GLU:HB2	1:O:365:TYR:CD1	2.16	0.81
1:M:276:SER:OG	1:N:122:LYS:CG	2.29	0.81
1:C:276:SER:OG	1:J:122:LYS:CG	2.29	0.81
1:Q:19:PHE:HE1	1:Q:92:ILE:CD1	1.93	0.81
1:K:19:PHE:HE1	1:K:92:ILE:CD1	1.93	0.81
1:F:19:PHE:HE1	1:F:92:ILE:CD1	1.93	0.81
1:O:33:GLN:OE1	1:O:45:ILE:HD11	1.79	0.81
1:L:93:LYS:HE2	1:L:97:ARG:HH21	1.43	0.81
1:A:264:LEU:O	1:A:264:LEU:HD23	1.80	0.81
1:A:317:LEU:HD12	1:A:323:ARG:NH2	1.94	0.81
1:Q:264:LEU:O	1:Q:264:LEU:HD23	1.80	0.81
1:O:264:LEU:O	1:O:264:LEU:HD23	1.80	0.81
1:K:117:ASN:ND2	1:K:162:LEU:HD21	1.64	0.81
1:G:264:LEU:HD23	1:G:264:LEU:O	1.80	0.81
1:Q:94:THR:HG23	1:Q:98:GLN:HG3	1.61	0.81
1:G:234:SER:C	1:G:236:PRO:HD2	2.01	0.81
1:P:234:SER:C	1:P:236:PRO:HD2	2.01	0.81
1:M:253:TRP:CH2	1:N:118:GLN:OE1	2.32	0.81
1:I:44:GLU:O	1:I:48:ILE:HG13	1.80	0.81
1:M:479:GLU:HB3	1:M:481:PRO:HD2	1.62	0.81
1:I:361:GLU:HB2	1:I:365:TYR:CD1	2.16	0.81
1:N:150:ASP:HB3	1:N:266:THR:CB	2.09	0.81
1:J:150:ASP:HB3	1:J:266:THR:CB	2.09	0.81
1:O:276:SER:OG	1:P:122:LYS:CG	2.29	0.81
1:O:93:LYS:HE2	1:O:97:ARG:HH21	1.43	0.81
1:L:19:PHE:HZ	1:L:92:ILE:CG1	1.72	0.81
1:J:35:MET:SD	1:J:40:LEU:CB	2.66	0.81
1:N:35:MET:SD	1:N:40:LEU:CB	2.66	0.81
1:N:93:LYS:HE2	1:N:97:ARG:HH21	1.43	0.81
1:J:369:PHE:CE1	1:J:410:LEU:CD2	2.63	0.81
1:I:150:ASP:HB3	1:I:266:THR:CB	2.09	0.81
1:O:292:LEU:HD11	1:O:319:THR:CG2	2.09	0.81
1:N:253:TRP:CH2	1:O:118:GLN:OE1	2.32	0.81
1:O:44:GLU:O	1:O:48:ILE:HG13	1.80	0.81
1:Q:479:GLU:HB3	1:Q:481:PRO:HD2	1.62	0.81

Continued on next page...

Continued from previous page...

Atom-1	Atom-2	Interatomic distance (Å)	Clash overlap (Å)
1:H:122:LYS:CG	1:I:276:SER:OG	2.29	0.81
1:F:357:LEU:CD1	1:F:430:LYS:HZ3	1.81	0.81
1:G:19:PHE:HE1	1:G:92:ILE:CD1	1.93	0.81
1:H:93:LYS:HE2	1:H:97:ARG:HH21	1.43	0.81
1:E:19:PHE:HE1	1:E:92:ILE:CD1	1.93	0.81
1:I:33:GLN:OE1	1:I:45:ILE:HD11	1.79	0.81
1:N:369:PHE:CE1	1:N:410:LEU:CD2	2.63	0.81
1:Q:134:LEU:CD2	1:Q:164:VAL:CG1	2.46	0.81
1:I:292:LEU:HD11	1:I:319:THR:CG2	2.09	0.81
1:O:150:ASP:HB3	1:O:266:THR:CB	2.09	0.81
1:N:234:SER:C	1:N:236:PRO:HD2	2.01	0.81
1:J:234:SER:C	1:J:236:PRO:HD2	2.01	0.81
1:L:234:SER:C	1:L:236:PRO:HD2	2.01	0.81
1:O:253:TRP:CH2	1:P:118:GLN:OE1	2.32	0.81
1:K:528:ILE:HG22	1:K:539:VAL:CG2	2.11	0.81
1:L:44:GLU:O	1:L:48:ILE:HG13	1.80	0.81
1:C:44:GLU:O	1:C:48:ILE:HG13	1.80	0.81
1:D:44:GLU:O	1:D:48:ILE:HG13	1.80	0.81
1:A:479:GLU:HB3	1:A:481:PRO:HD2	1.63	0.81
1:C:479:GLU:HB3	1:C:481:PRO:HD2	1.62	0.81
1:F:122:LYS:CG	1:G:276:SER:OG	2.29	0.81
1:Q:16:LEU:HD12	1:Q:92:ILE:CD1	2.11	0.81
1:G:16:LEU:HD12	1:G:92:ILE:CD1	2.11	0.81
1:P:33:GLN:OE1	1:P:45:ILE:HD11	1.79	0.81
1:J:19:PHE:HE1	1:J:92:ILE:CD1	1.93	0.81
1:D:234:SER:C	1:D:236:PRO:HD2	2.01	0.81
1:I:118:GLN:OE1	1:J:253:TRP:CH2	2.32	0.81
1:M:44:GLU:O	1:M:48:ILE:HG13	1.80	0.81
1:J:44:GLU:O	1:J:48:ILE:HG13	1.80	0.81
1:G:479:GLU:HB3	1:G:481:PRO:HD2	1.62	0.81
1:F:479:GLU:HB3	1:F:481:PRO:HD2	1.63	0.81
1:O:174:MET:HE2	1:O:241:LEU:HD22	1.62	0.81
1:N:19:PHE:HE1	1:N:92:ILE:CD1	1.93	0.81
1:C:369:PHE:CE1	1:C:410:LEU:CD2	2.63	0.81
1:I:318:THR:CG2	1:I:319:THR:HA	2.10	0.81
1:A:122:LYS:CG	1:Q:276:SER:OG	2.29	0.81
1:H:118:GLN:OE1	1:I:253:TRP:CH2	2.32	0.81
1:C:361:GLU:HB2	1:C:365:TYR:CD1	2.16	0.81
1:M:361:GLU:HB2	1:M:365:TYR:CD1	2.16	0.81
1:H:33:GLN:OE1	1:H:45:ILE:HD11	1.79	0.80
1:A:150:ASP:HB3	1:A:266:THR:CB	2.09	0.80

Continued on next page...

Continued from previous page...

Atom-1	Atom-2	Interatomic distance (Å)	Clash overlap (Å)
1:M:369:PHE:CE1	1:M:410:LEU:CD2	2.63	0.80
1:F:150:ASP:HB3	1:F:266:THR:CB	2.09	0.80
1:F:19:PHE:HE1	1:F:92:ILE:HD11	1.45	0.80
1:I:93:LYS:HE2	1:I:97:ARG:HH21	1.43	0.80
1:J:43:GLU:HA	1:J:46:ASP:CB	2.09	0.80
1:J:93:LYS:HE2	1:J:97:ARG:HH21	1.43	0.80
1:O:318:THR:CG2	1:O:319:THR:HA	2.10	0.80
1:N:44:GLU:O	1:N:48:ILE:HG13	1.80	0.80
1:E:44:GLU:O	1:E:48:ILE:HG13	1.80	0.80
1:K:44:GLU:O	1:K:48:ILE:HG13	1.80	0.80
1:P:44:GLU:O	1:P:48:ILE:HG13	1.80	0.80
1:N:361:GLU:HB2	1:N:365:TYR:CD1	2.16	0.80
1:E:479:GLU:HB3	1:E:481:PRO:HD2	1.62	0.80
1:K:276:SER:OG	1:L:122:LYS:CG	2.29	0.80
1:P:174:MET:HE2	1:P:241:LEU:HD22	1.62	0.80
1:P:16:LEU:HD12	1:P:92:ILE:CD1	2.11	0.80
1:H:16:LEU:HD12	1:H:92:ILE:CD1	2.11	0.80
1:J:350:THR:CB	1:J:353:ILE:HG21	2.10	0.80
1:F:16:LEU:HD12	1:F:92:ILE:CD1	2.11	0.80
1:A:16:LEU:HD12	1:A:92:ILE:CD1	2.11	0.80
1:N:43:GLU:HA	1:N:46:ASP:CB	2.09	0.80
1:Q:150:ASP:HB3	1:Q:266:THR:CB	2.09	0.80
1:G:150:ASP:HB3	1:G:266:THR:CB	2.09	0.80
1:C:234:SER:C	1:C:236:PRO:HD2	2.01	0.80
1:K:479:GLU:HB3	1:K:481:PRO:HD2	1.62	0.80
1:J:292:LEU:HD11	1:J:319:THR:CG2	2.09	0.80
1:D:122:LYS:CG	1:E:276:SER:OG	2.29	0.80
1:Q:35:MET:SD	1:Q:40:LEU:CB	2.66	0.80
1:G:35:MET:SD	1:G:40:LEU:CB	2.66	0.80
1:N:350:THR:CB	1:N:353:ILE:HG21	2.10	0.80
1:A:19:PHE:HE1	1:A:92:ILE:HD11	1.45	0.80
1:K:350:THR:CB	1:K:353:ILE:HG21	2.10	0.80
1:D:19:PHE:HZ	1:D:92:ILE:CG1	1.72	0.80
1:M:234:SER:C	1:M:236:PRO:HD2	2.01	0.80
1:H:44:GLU:O	1:H:48:ILE:HG13	1.80	0.80
1:J:361:GLU:HB2	1:J:365:TYR:CD1	2.16	0.80
1:C:174:MET:HE2	1:C:241:LEU:CD2	2.08	0.80
1:M:357:LEU:HD12	1:M:430:LYS:HZ1	1.28	0.80
1:H:134:LEU:CD2	1:H:164:VAL:CG1	2.46	0.80
1:P:134:LEU:CD2	1:P:164:VAL:CG1	2.46	0.80
1:I:350:THR:CB	1:I:353:ILE:HG21	2.10	0.80

Continued on next page...

Continued from previous page...

Atom-1	Atom-2	Interatomic distance (Å)	Clash overlap (Å)
1:O:350:THR:CB	1:O:353:ILE:HG21	2.10	0.80
1:A:350:THR:CB	1:A:353:ILE:HG21	2.10	0.80
1:C:93:LYS:HE2	1:C:97:ARG:HH21	1.43	0.80
1:M:93:LYS:HE2	1:M:97:ARG:HH21	1.43	0.80
1:G:350:THR:CB	1:G:353:ILE:HG21	2.10	0.80
1:G:318:THR:CG2	1:G:319:THR:HA	2.10	0.80
1:C:292:LEU:HD11	1:C:319:THR:CG2	2.09	0.80
1:N:276:SER:HG	1:O:122:LYS:HD2	0.75	0.80
1:N:292:LEU:HD11	1:N:319:THR:CG2	2.09	0.80
1:H:350:THR:CB	1:H:353:ILE:HG21	2.10	0.80
1:C:357:LEU:CD1	1:C:430:LYS:HZ3	1.76	0.80
1:L:350:THR:CB	1:L:353:ILE:HG21	2.10	0.80
1:G:87:PHE:CE1	1:K:22:ALA:HB1	2.17	0.80
1:E:350:THR:CB	1:E:353:ILE:HG21	2.10	0.80
1:I:43:GLU:HA	1:I:46:ASP:CB	2.09	0.80
1:I:82:ARG:HG3	1:I:83:ILE:CD1	2.11	0.80
1:I:122:LYS:CG	1:J:276:SER:OG	2.29	0.80
1:K:361:GLU:HB2	1:K:365:TYR:CD1	2.16	0.80
1:D:479:GLU:HB3	1:D:481:PRO:HD2	1.63	0.80
1:D:110:ARG:O	1:D:113:LEU:HB3	1.82	0.80
1:D:350:THR:CB	1:D:353:ILE:HG21	2.10	0.80
1:F:350:THR:CB	1:F:353:ILE:HG21	2.10	0.80
1:E:22:ALA:HB1	1:Q:87:PHE:CE1	2.17	0.80
1:Q:350:THR:CB	1:Q:353:ILE:HG21	2.10	0.80
1:K:82:ARG:HB2	1:K:82:ARG:CZ	2.12	0.80
1:M:19:PHE:HE1	1:M:92:ILE:HD11	1.45	0.80
1:O:82:ARG:HG3	1:O:83:ILE:CD1	2.11	0.80
1:N:19:PHE:HE1	1:N:92:ILE:HD11	1.45	0.80
1:F:234:SER:C	1:F:236:PRO:HD2	2.01	0.80
1:C:274:PHE:CE2	1:J:118:GLN:HG3	2.17	0.80
1:M:274:PHE:CE2	1:N:118:GLN:HG3	2.17	0.80
1:E:361:GLU:HB2	1:E:365:TYR:CD1	2.16	0.80
1:F:361:GLU:HB2	1:F:365:TYR:CD1	2.16	0.80
1:L:479:GLU:HB3	1:L:481:PRO:HD2	1.63	0.80
1:P:350:THR:CB	1:P:353:ILE:HG21	2.10	0.80
1:Q:82:ARG:HG3	1:Q:83:ILE:CD1	2.11	0.80
1:G:82:ARG:HG3	1:G:83:ILE:CD1	2.11	0.80
1:H:82:ARG:HG3	1:H:83:ILE:CD1	2.11	0.80
1:E:82:ARG:HB2	1:E:82:ARG:CZ	2.12	0.80
1:C:87:PHE:CE1	1:O:22:ALA:HB1	2.17	0.80
1:I:22:ALA:HB1	1:M:87:PHE:CE1	2.17	0.80

Continued on next page...

Continued from previous page...

Atom-1	Atom-2	Interatomic distance (Å)	Clash overlap (Å)
1:A:22:ALA:HB1	1:F:87:PHE:CE1	2.17	0.80
1:F:19:PHE:CE1	1:F:92:ILE:HD11	2.17	0.80
1:O:43:GLU:HA	1:O:46:ASP:CB	2.09	0.80
1:N:82:ARG:HG3	1:N:83:ILE:CD1	2.11	0.80
1:Q:318:THR:CG2	1:Q:319:THR:HA	2.10	0.80
1:M:292:LEU:HD11	1:M:319:THR:CG2	2.09	0.80
1:N:276:SER:OG	1:O:122:LYS:CG	2.29	0.80
1:O:94:THR:HG23	1:O:98:GLN:HG3	1.61	0.80
1:I:94:THR:HG23	1:I:98:GLN:HG3	1.61	0.80
1:O:234:SER:C	1:O:236:PRO:HD2	2.01	0.80
1:I:118:GLN:HG3	1:J:274:PHE:CE2	2.17	0.80
1:N:274:PHE:CE2	1:O:118:GLN:HG3	2.17	0.80
1:G:361:GLU:HB2	1:G:365:TYR:CD1	2.16	0.80
1:A:361:GLU:HB2	1:A:365:TYR:CD1	2.16	0.80
1:L:110:ARG:O	1:L:113:LEU:HB3	1.82	0.80
1:M:350:THR:CB	1:M:353:ILE:HG21	2.10	0.80
1:C:350:THR:CB	1:C:353:ILE:HG21	2.10	0.80
1:P:82:ARG:HG3	1:P:83:ILE:CD1	2.11	0.80
1:H:43:GLU:HA	1:H:46:ASP:CB	2.09	0.80
1:C:19:PHE:HE1	1:C:92:ILE:HD11	1.45	0.80
1:A:87:PHE:CE1	1:F:22:ALA:HB1	2.17	0.80
1:K:357:LEU:HD11	1:K:430:LYS:NZ	1.71	0.80
1:H:22:ALA:HB1	1:L:87:PHE:CE1	2.17	0.80
1:J:19:PHE:HE1	1:J:92:ILE:HD11	1.45	0.80
1:A:234:SER:C	1:A:236:PRO:HD2	2.01	0.80
1:H:129:GLN:CB	1:H:130:PRO:HD3	2.12	0.80
1:A:357:LEU:HD11	1:A:430:LYS:NZ	1.71	0.80
1:E:16:LEU:HD12	1:E:92:ILE:CD1	2.11	0.80
1:M:16:LEU:HD12	1:M:92:ILE:CD1	2.11	0.80
1:A:19:PHE:CE1	1:A:92:ILE:HD11	2.17	0.80
1:K:357:LEU:CD1	1:K:430:LYS:HZ3	1.89	0.80
1:D:82:ARG:CZ	1:D:82:ARG:HB2	2.12	0.80
1:D:87:PHE:CE1	1:P:22:ALA:HB1	2.17	0.80
1:J:82:ARG:HG3	1:J:83:ILE:CD1	2.11	0.80
1:N:82:ARG:HB2	1:N:82:ARG:CZ	2.12	0.80
1:C:110:ARG:O	1:C:113:LEU:HB3	1.82	0.80
1:E:110:ARG:O	1:E:113:LEU:HB3	1.82	0.80
1:K:110:ARG:O	1:K:113:LEU:HB3	1.82	0.80
1:I:234:SER:C	1:I:236:PRO:HD2	2.01	0.80
1:F:44:GLU:O	1:F:48:ILE:HG13	1.80	0.80
1:Q:361:GLU:HB2	1:Q:365:TYR:CD1	2.16	0.80

Continued on next page...

Continued from previous page...

Atom-1	Atom-2	Interatomic distance (Å)	Clash overlap (Å)
1:K:362:PRO:HA	1:K:366:ARG:HB3	1.64	0.80
1:L:171:GLN:NE2	1:L:178:ILE:HD11	1.89	0.79
1:P:129:GLN:CB	1:P:130:PRO:HD3	2.12	0.79
1:G:43:GLU:HA	1:G:46:ASP:CB	2.09	0.79
1:P:43:GLU:HA	1:P:46:ASP:CB	2.09	0.79
1:C:16:LEU:HD12	1:C:92:ILE:CD1	2.11	0.79
1:O:82:ARG:CZ	1:O:82:ARG:HB2	2.12	0.79
1:I:35:MET:SD	1:I:40:LEU:CB	2.66	0.79
1:D:82:ARG:HG3	1:D:83:ILE:CD1	2.11	0.79
1:J:82:ARG:HB2	1:J:82:ARG:CZ	2.12	0.79
1:G:129:GLN:CB	1:G:130:PRO:HD3	2.12	0.79
1:H:94:THR:HG23	1:H:98:GLN:HG3	1.61	0.79
1:D:118:GLN:HG3	1:E:274:PHE:CE2	2.17	0.79
1:E:362:PRO:HA	1:E:366:ARG:HB3	1.64	0.79
1:L:357:LEU:CD1	1:L:430:LYS:HZ3	1.89	0.79
1:F:153:LEU:HD23	1:F:153:LEU:O	1.83	0.79
1:A:153:LEU:O	1:A:153:LEU:HD23	1.83	0.79
1:D:22:ALA:HB1	1:P:87:PHE:CE1	2.17	0.79
1:H:87:PHE:CE1	1:L:22:ALA:HB1	2.17	0.79
1:K:16:LEU:HD12	1:K:92:ILE:CD1	2.11	0.79
1:O:16:LEU:HD12	1:O:92:ILE:CD1	2.11	0.79
1:I:16:LEU:HD12	1:I:92:ILE:CD1	2.11	0.79
1:I:82:ARG:HB2	1:I:82:ARG:CZ	2.12	0.79
1:L:19:PHE:HE1	1:L:92:ILE:HD11	1.45	0.79
1:L:82:ARG:HB2	1:L:82:ARG:CZ	2.12	0.79
1:Q:129:GLN:CB	1:Q:130:PRO:HD3	2.12	0.79
1:M:110:ARG:O	1:M:113:LEU:HB3	1.82	0.79
1:I:122:LYS:HD2	1:J:276:SER:HG	0.75	0.79
1:A:110:ARG:O	1:A:113:LEU:HB3	1.82	0.79
1:O:528:ILE:HG22	1:O:539:VAL:CG2	2.11	0.79
1:I:528:ILE:HG22	1:I:539:VAL:CG2	2.11	0.79
1:K:274:PHE:CE2	1:L:118:GLN:HG3	2.17	0.79
1:A:44:GLU:O	1:A:48:ILE:HG13	1.80	0.79
1:D:362:PRO:HA	1:D:366:ARG:HB3	1.64	0.79
1:N:129:GLN:CB	1:N:130:PRO:HD3	2.12	0.79
1:J:110:ARG:O	1:J:113:LEU:HB3	1.82	0.79
1:H:241:LEU:CD1	1:H:261:LYS:O	2.26	0.79
1:P:241:LEU:CD1	1:P:261:LYS:O	2.26	0.79
1:Q:43:GLU:HA	1:Q:46:ASP:CB	2.09	0.79
1:F:43:GLU:HA	1:F:46:ASP:CB	2.09	0.79
1:L:82:ARG:HG3	1:L:83:ILE:CD1	2.11	0.79

Continued on next page...

Continued from previous page...

Atom-1	Atom-2	Interatomic distance (Å)	Clash overlap (Å)
1:J:87:PHE:CE1	1:N:22:ALA:HB1	2.17	0.79
1:J:22:ALA:HB1	1:N:87:PHE:CE1	2.17	0.79
1:E:122:LYS:CG	1:F:276:SER:OG	2.29	0.79
1:I:129:GLN:CB	1:I:130:PRO:HD3	2.12	0.79
1:O:129:GLN:CB	1:O:130:PRO:HD3	2.12	0.79
1:F:110:ARG:O	1:F:113:LEU:HB3	1.82	0.79
1:L:274:PHE:CE2	1:M:118:GLN:HG3	2.17	0.79
1:C:362:PRO:HA	1:C:366:ARG:HB3	1.64	0.79
1:L:362:PRO:HA	1:L:366:ARG:HB3	1.64	0.79
1:D:361:GLU:HB2	1:D:365:TYR:CD1	2.16	0.79
1:J:129:GLN:CB	1:J:130:PRO:HD3	2.12	0.79
1:J:35:MET:CE	1:J:40:LEU:CD1	2.59	0.79
1:A:276:SER:OG	1:K:122:LYS:CG	2.29	0.79
1:D:369:PHE:CE1	1:D:410:LEU:CD2	2.63	0.79
1:P:94:THR:HG23	1:P:98:GLN:HG3	1.61	0.79
1:L:361:GLU:HB2	1:L:365:TYR:CD1	2.16	0.79
1:M:362:PRO:HA	1:M:366:ARG:HB3	1.64	0.79
1:N:110:ARG:O	1:N:113:LEU:HB3	1.82	0.79
1:P:82:ARG:HB2	1:P:82:ARG:CZ	2.12	0.79
1:C:22:ALA:HB1	1:O:87:PHE:CE1	2.17	0.79
1:I:87:PHE:CE1	1:M:22:ALA:HB1	2.17	0.79
1:D:19:PHE:HE1	1:D:92:ILE:HD11	1.45	0.79
1:C:118:GLN:HG3	1:D:274:PHE:CE2	2.17	0.79
1:D:171:GLN:NE2	1:D:178:ILE:HD11	1.89	0.79
1:D:318:THR:CG2	1:D:319:THR:HA	2.10	0.79
1:Q:174:MET:HE2	1:Q:241:LEU:CD2	2.12	0.79
1:E:87:PHE:O	1:E:91:PRO:CD	2.31	0.79
1:F:82:ARG:HG3	1:F:83:ILE:CD1	2.11	0.79
1:E:357:LEU:CD1	1:E:430:LYS:HZ3	1.89	0.79
1:E:357:LEU:HD11	1:E:430:LYS:NZ	1.71	0.79
1:D:35:MET:HE3	1:D:40:LEU:CD1	2.07	0.79
1:L:369:PHE:CE1	1:L:410:LEU:CD2	2.63	0.79
1:I:110:ARG:O	1:I:113:LEU:HB3	1.82	0.79
1:L:318:THR:CG2	1:L:319:THR:HA	2.10	0.79
1:F:129:GLN:CB	1:F:130:PRO:HD3	2.12	0.79
1:D:153:LEU:HD23	1:D:153:LEU:O	1.83	0.79
1:F:357:LEU:HD11	1:F:430:LYS:NZ	1.71	0.79
1:H:82:ARG:CZ	1:H:82:ARG:HB2	2.12	0.79
1:K:87:PHE:O	1:K:91:PRO:CD	2.31	0.79
1:F:87:PHE:O	1:F:91:PRO:CD	2.31	0.79
1:A:87:PHE:O	1:A:91:PRO:CD	2.31	0.79

Continued on next page...

Continued from previous page...

Atom-1	Atom-2	Interatomic distance (Å)	Clash overlap (Å)
1:C:26:ASN:ND2	1:O:87:PHE:CE2	2.47	0.79
1:J:19:PHE:CE1	1:J:92:ILE:HD11	2.17	0.79
1:G:369:PHE:CE1	1:G:410:LEU:CD2	2.63	0.79
1:C:318:THR:CG2	1:C:319:THR:HA	2.10	0.79
1:M:318:THR:CG2	1:M:319:THR:HA	2.10	0.79
1:O:110:ARG:O	1:O:113:LEU:HB3	1.82	0.79
1:N:362:PRO:HA	1:N:366:ARG:HB3	1.64	0.79
1:P:188:SER:HG	1:P:189:PRO:HD2	1.46	0.79
1:L:153:LEU:O	1:L:153:LEU:HD23	1.83	0.79
1:E:87:PHE:CE1	1:Q:22:ALA:HB1	2.17	0.79
1:G:22:ALA:HB1	1:K:87:PHE:CE1	2.17	0.79
1:F:82:ARG:HB2	1:F:82:ARG:CZ	2.12	0.79
1:A:82:ARG:HG3	1:A:83:ILE:CD1	2.11	0.79
1:L:19:PHE:HE1	1:L:92:ILE:CD1	1.93	0.79
1:D:87:PHE:O	1:D:91:PRO:CD	2.31	0.79
1:A:129:GLN:CB	1:A:130:PRO:HD3	2.12	0.79
1:M:129:GLN:CB	1:M:130:PRO:HD3	2.12	0.79
1:C:246:ASN:H	1:C:265:THR:CG2	1.94	0.79
1:J:362:PRO:HA	1:J:366:ARG:HB3	1.64	0.79
1:M:128:LEU:HD13	1:M:128:LEU:O	1.83	0.79
1:C:128:LEU:HD13	1:C:128:LEU:O	1.83	0.79
1:G:19:PHE:HE1	1:G:92:ILE:HD11	1.45	0.79
1:C:19:PHE:CE1	1:C:92:ILE:HD11	2.17	0.79
1:A:82:ARG:HB2	1:A:82:ARG:CZ	2.12	0.79
1:L:87:PHE:O	1:L:91:PRO:CD	2.31	0.79
1:L:93:LYS:CE	1:L:97:ARG:NH2	2.42	0.79
1:D:93:LYS:CE	1:D:97:ARG:NH2	2.42	0.79
1:N:19:PHE:CE1	1:N:92:ILE:HD11	2.17	0.79
1:G:171:GLN:NE2	1:G:178:ILE:HD11	1.89	0.79
1:C:129:GLN:CB	1:C:130:PRO:HD3	2.12	0.79
1:Q:110:ARG:O	1:Q:113:LEU:HB3	1.82	0.79
1:P:274:PHE:CE2	1:Q:118:GLN:HG3	2.17	0.79
1:P:406:HIS:HD2	1:P:413:LYS:CG	1.96	0.79
1:M:357:LEU:HD12	1:M:430:LYS:HZ3	1.44	0.79
1:G:43:GLU:O	1:G:46:ASP:CA	2.31	0.79
1:M:19:PHE:CE1	1:M:92:ILE:HD11	2.17	0.79
1:O:19:PHE:CE1	1:O:92:ILE:HD11	2.17	0.79
1:O:19:PHE:HE1	1:O:92:ILE:HD11	1.45	0.79
1:Q:369:PHE:CE1	1:Q:410:LEU:CD2	2.63	0.79
1:Q:171:GLN:NE2	1:Q:178:ILE:HD11	1.89	0.79
1:G:118:GLN:HG3	1:H:274:PHE:CE2	2.17	0.79

Continued on next page...

Continued from previous page...

Atom-1	Atom-2	Interatomic distance (Å)	Clash overlap (Å)
1:Q:128:LEU:HD13	1:Q:128:LEU:O	1.83	0.79
1:H:406:HIS:HD2	1:H:413:LYS:CG	1.96	0.79
1:A:362:PRO:HA	1:A:366:ARG:HB3	1.64	0.79
1:P:153:LEU:HD23	1:P:153:LEU:O	1.83	0.78
1:O:188:SER:O	1:O:251:LYS:NZ	2.16	0.78
1:H:292:LEU:HD11	1:H:319:THR:O	1.84	0.78
1:I:188:SER:O	1:I:251:LYS:NZ	2.16	0.78
1:Q:43:GLU:O	1:Q:46:ASP:CA	2.31	0.78
1:G:153:LEU:HD23	1:G:153:LEU:O	1.83	0.78
1:F:93:LYS:CE	1:F:97:ARG:NH2	2.42	0.78
1:I:39:ILE:N	1:I:75:LYS:HZ1	1.81	0.78
1:I:19:PHE:HE1	1:I:92:ILE:HD11	1.45	0.78
1:L:19:PHE:CE1	1:L:92:ILE:HD11	2.17	0.78
1:K:318:THR:CG2	1:K:319:THR:HA	2.10	0.78
1:G:110:ARG:O	1:G:113:LEU:HB3	1.82	0.78
1:F:118:GLN:HG3	1:G:274:PHE:CE2	2.17	0.78
1:A:118:GLN:HG3	1:Q:274:PHE:CE2	2.17	0.78
1:E:118:GLN:HG3	1:F:274:PHE:CE2	2.17	0.78
1:A:274:PHE:CE2	1:K:118:GLN:HG3	2.17	0.78
1:H:118:GLN:HG3	1:I:274:PHE:CZ	2.19	0.78
1:I:118:GLN:HG3	1:J:274:PHE:CZ	2.19	0.78
1:N:274:PHE:CZ	1:O:118:GLN:HG3	2.19	0.78
1:Q:406:HIS:HD2	1:Q:413:LYS:CG	1.96	0.78
1:A:128:LEU:HD13	1:A:128:LEU:O	1.83	0.78
1:D:128:LEU:HD13	1:D:128:LEU:O	1.83	0.78
1:F:128:LEU:HD13	1:F:128:LEU:O	1.83	0.78
1:G:406:HIS:HD2	1:G:413:LYS:CG	1.96	0.78
1:F:362:PRO:HA	1:F:366:ARG:HB3	1.64	0.78
1:H:153:LEU:O	1:H:153:LEU:HD23	1.83	0.78
1:P:292:LEU:HD11	1:P:319:THR:O	1.84	0.78
1:Q:19:PHE:HE1	1:Q:92:ILE:HD11	1.45	0.78
1:Q:153:LEU:O	1:Q:153:LEU:HD23	1.83	0.78
1:C:82:ARG:HB2	1:C:82:ARG:CZ	2.12	0.78
1:A:19:PHE:HZ	1:A:92:ILE:CG1	1.72	0.78
1:A:93:LYS:CE	1:A:97:ARG:NH2	2.42	0.78
1:D:19:PHE:HE1	1:D:92:ILE:CD1	1.93	0.78
1:J:43:GLU:O	1:J:46:ASP:CA	2.31	0.78
1:E:318:THR:CG2	1:E:319:THR:HA	2.10	0.78
1:I:246:ASN:H	1:I:265:THR:CG2	1.94	0.78
1:M:246:ASN:H	1:M:265:THR:CG2	1.94	0.78
1:Q:528:ILE:HG22	1:Q:539:VAL:CG2	2.11	0.78

Continued on next page...

Continued from previous page...

Atom-1	Atom-2	Interatomic distance (Å)	Clash overlap (Å)
1:G:528:ILE:HG22	1:G:539:VAL:CG2	2.11	0.78
1:G:118:GLN:HG3	1:H:274:PHE:CZ	2.19	0.78
1:P:274:PHE:CZ	1:Q:118:GLN:HG3	2.19	0.78
1:O:274:PHE:CZ	1:P:118:GLN:HG3	2.19	0.78
1:L:274:PHE:CZ	1:M:118:GLN:HG3	2.19	0.78
1:C:118:GLN:HG3	1:D:274:PHE:CZ	2.19	0.78
1:O:362:PRO:HA	1:O:366:ARG:HB3	1.64	0.78
1:I:362:PRO:HA	1:I:366:ARG:HB3	1.64	0.78
1:G:128:LEU:HD13	1:G:128:LEU:O	1.83	0.78
1:N:128:LEU:O	1:N:128:LEU:HD13	1.83	0.78
1:L:128:LEU:O	1:L:128:LEU:HD13	1.83	0.78
1:O:406:HIS:HD2	1:O:413:LYS:CG	1.96	0.78
1:Q:87:PHE:O	1:Q:91:PRO:CD	2.31	0.78
1:G:87:PHE:O	1:G:91:PRO:CD	2.31	0.78
1:P:35:MET:CE	1:P:40:LEU:CD1	2.59	0.78
1:H:93:LYS:CE	1:H:97:ARG:NH2	2.42	0.78
1:M:82:ARG:CZ	1:M:82:ARG:HB2	2.12	0.78
1:O:43:GLU:O	1:O:46:ASP:CA	2.31	0.78
1:O:39:ILE:N	1:O:75:LYS:HZ1	1.81	0.78
1:I:19:PHE:CE1	1:I:92:ILE:HD11	2.17	0.78
1:I:43:GLU:O	1:I:46:ASP:CA	2.31	0.78
1:D:19:PHE:CE1	1:D:92:ILE:HD11	2.17	0.78
1:N:43:GLU:O	1:N:46:ASP:CA	2.31	0.78
1:O:292:LEU:HD11	1:O:319:THR:O	1.84	0.78
1:F:118:GLN:HG3	1:G:274:PHE:CZ	2.19	0.78
1:P:528:ILE:HG22	1:P:539:VAL:CG2	2.11	0.78
1:J:128:LEU:O	1:J:128:LEU:HD13	1.83	0.78
1:I:406:HIS:HD2	1:I:413:LYS:CG	1.96	0.78
1:L:129:GLN:CB	1:L:130:PRO:HD3	2.12	0.78
1:H:110:ARG:O	1:H:113:LEU:HB3	1.82	0.78
1:P:110:ARG:O	1:P:113:LEU:HB3	1.82	0.78
1:D:357:LEU:CD1	1:D:430:LYS:HZ3	1.90	0.78
1:H:43:GLU:O	1:H:46:ASP:CA	2.31	0.78
1:J:188:SER:O	1:J:251:LYS:NZ	2.16	0.78
1:K:35:MET:CE	1:K:40:LEU:CD1	2.59	0.78
1:K:93:LYS:CE	1:K:97:ARG:NH2	2.42	0.78
1:N:188:SER:O	1:N:251:LYS:NZ	2.16	0.78
1:I:292:LEU:HD11	1:I:319:THR:O	1.84	0.78
1:A:118:GLN:HG3	1:Q:274:PHE:CZ	2.19	0.78
1:M:274:PHE:CZ	1:N:118:GLN:HG3	2.19	0.78
1:F:406:HIS:HD2	1:F:413:LYS:CG	1.96	0.78

Continued on next page...

Continued from previous page...

Atom-1	Atom-2	Interatomic distance (Å)	Clash overlap (Å)
1:H:357:LEU:CD1	1:H:430:LYS:HZ3	1.94	0.78
1:D:129:GLN:CB	1:D:130:PRO:HD3	2.12	0.78
1:E:174:MET:HE2	1:E:241:LEU:HD22	1.64	0.78
1:Q:82:ARG:HB2	1:Q:82:ARG:CZ	2.12	0.78
1:P:43:GLU:O	1:P:46:ASP:CA	2.31	0.78
1:H:35:MET:CE	1:H:40:LEU:CD1	2.59	0.78
1:K:19:PHE:HE1	1:K:92:ILE:HD11	1.45	0.78
1:K:292:LEU:HD11	1:K:319:THR:O	1.84	0.78
1:O:246:ASN:H	1:O:265:THR:CG2	1.94	0.78
1:H:528:ILE:HG22	1:H:539:VAL:CG2	2.11	0.78
1:A:274:PHE:CZ	1:K:118:GLN:HG3	2.19	0.78
1:H:118:GLN:HG3	1:I:274:PHE:CE2	2.17	0.78
1:C:274:PHE:CZ	1:J:118:GLN:HG3	2.19	0.78
1:A:406:HIS:HD2	1:A:413:LYS:CG	1.96	0.78
1:M:357:LEU:HD13	1:M:430:LYS:HZ1	1.49	0.78
1:F:260:CYS:HB3	1:F:262:ILE:HG23	1.66	0.78
1:P:295:ASP:O	1:P:296:GLU:C	2.22	0.78
1:M:188:SER:O	1:M:251:LYS:NZ	2.16	0.78
1:G:82:ARG:CZ	1:G:82:ARG:HB2	2.12	0.78
1:P:93:LYS:CE	1:P:97:ARG:NH2	2.42	0.78
1:H:87:PHE:O	1:H:91:PRO:CD	2.31	0.78
1:E:93:LYS:CE	1:E:97:ARG:NH2	2.42	0.78
1:C:87:PHE:O	1:C:91:PRO:CD	2.31	0.78
1:O:26:ASN:HD22	1:O:26:ASN:H	1.31	0.78
1:I:26:ASN:H	1:I:26:ASN:HD22	1.31	0.78
1:F:43:GLU:O	1:F:46:ASP:CA	2.31	0.78
1:A:43:GLU:O	1:A:46:ASP:CA	2.31	0.78
1:K:129:GLN:CB	1:K:130:PRO:HD3	2.12	0.78
1:E:129:GLN:CB	1:E:130:PRO:HD3	2.12	0.78
1:E:292:LEU:HD11	1:E:319:THR:O	1.84	0.78
1:E:118:GLN:HG3	1:F:274:PHE:CZ	2.19	0.78
1:O:274:PHE:CE2	1:P:118:GLN:HG3	2.17	0.78
1:N:246:ASN:H	1:N:265:THR:CG2	1.96	0.78
1:J:246:ASN:H	1:J:265:THR:CG2	1.96	0.78
1:H:295:ASP:O	1:H:296:GLU:C	2.22	0.78
1:C:188:SER:O	1:C:251:LYS:NZ	2.16	0.78
1:P:87:PHE:O	1:P:91:PRO:CD	2.31	0.78
1:E:35:MET:CE	1:E:40:LEU:CD1	2.59	0.78
1:M:87:PHE:O	1:M:91:PRO:CD	2.31	0.78
1:G:357:LEU:HD11	1:G:430:LYS:NZ	1.71	0.78
1:K:153:LEU:O	1:K:153:LEU:HD23	1.83	0.78

Continued on next page...

Continued from previous page...

Atom-1	Atom-2	Interatomic distance (Å)	Clash overlap (Å)
1:A:260:CYS:HB3	1:A:262:ILE:HG23	1.66	0.78
1:N:26:ASN:H	1:N:26:ASN:HD22	1.31	0.78
1:J:26:ASN:H	1:J:26:ASN:HD22	1.31	0.78
1:K:260:CYS:HB3	1:K:262:ILE:HG23	1.66	0.78
1:E:260:CYS:HB3	1:E:262:ILE:HG23	1.66	0.78
1:K:128:LEU:O	1:K:128:LEU:HD13	1.83	0.78
1:E:128:LEU:O	1:E:128:LEU:HD13	1.83	0.78
1:N:406:HIS:HD2	1:N:413:LYS:CG	1.96	0.78
1:J:153:LEU:O	1:J:153:LEU:HD23	1.83	0.78
1:N:153:LEU:HD23	1:N:153:LEU:O	1.83	0.78
1:E:19:PHE:HE1	1:E:92:ILE:HD11	1.45	0.78
1:I:87:PHE:O	1:I:91:PRO:CD	2.31	0.78
1:I:260:CYS:HB3	1:I:262:ILE:HG23	1.66	0.78
1:J:528:ILE:HG22	1:J:539:VAL:CG2	2.11	0.78
1:J:406:HIS:HD2	1:J:413:LYS:CG	1.96	0.78
1:D:246:ASN:H	1:D:265:THR:CG2	1.96	0.78
1:F:295:ASP:O	1:F:296:GLU:C	2.22	0.78
1:O:87:PHE:O	1:O:91:PRO:CD	2.31	0.78
1:E:153:LEU:O	1:E:153:LEU:HD23	1.83	0.78
1:A:295:ASP:O	1:A:296:GLU:C	2.22	0.78
1:N:87:PHE:O	1:N:91:PRO:CD	2.31	0.78
1:K:369:PHE:CE1	1:K:410:LEU:CD2	2.63	0.78
1:O:260:CYS:HB3	1:O:262:ILE:HG23	1.66	0.78
1:E:406:HIS:HD2	1:E:413:LYS:CG	1.96	0.78
1:P:128:LEU:HD13	1:P:128:LEU:O	1.83	0.78
1:J:292:LEU:HD11	1:J:319:THR:O	1.84	0.78
1:O:174:MET:HE1	1:O:241:LEU:CD2	2.08	0.78
1:L:134:LEU:HD12	1:L:149:ILE:HD11	1.66	0.78
1:L:246:ASN:H	1:L:265:THR:CG2	1.96	0.78
1:D:134:LEU:HD12	1:D:149:ILE:HD11	1.66	0.78
1:C:153:LEU:O	1:C:153:LEU:HD23	1.83	0.78
1:F:318:THR:CG2	1:F:319:THR:HA	2.10	0.78
1:F:292:LEU:HD11	1:F:319:THR:O	1.84	0.78
1:K:19:PHE:CE1	1:K:92:ILE:HD11	2.17	0.78
1:F:19:PHE:HZ	1:F:92:ILE:CG1	1.72	0.78
1:A:318:THR:CG2	1:A:319:THR:HA	2.10	0.78
1:A:292:LEU:HD11	1:A:319:THR:O	1.84	0.78
1:L:179:PHE:CZ	1:L:237:TYR:HE1	2.02	0.78
1:D:179:PHE:CZ	1:D:237:TYR:HE1	2.02	0.78
1:N:528:ILE:HG22	1:N:539:VAL:CG2	2.11	0.78
1:K:406:HIS:HD2	1:K:413:LYS:CG	1.96	0.78

Continued on next page...

Continued from previous page...

Atom-1	Atom-2	Interatomic distance (Å)	Clash overlap (Å)
1:N:292:LEU:HD11	1:N:319:THR:O	1.84	0.77
1:L:260:CYS:HB3	1:L:262:ILE:HG23	1.66	0.77
1:K:43:GLU:O	1:K:46:ASP:CA	2.31	0.77
1:G:292:LEU:HD11	1:G:319:THR:O	1.84	0.77
1:C:292:LEU:HD11	1:C:319:THR:O	1.84	0.77
1:F:171:GLN:NE2	1:F:178:ILE:HD11	1.89	0.77
1:A:171:GLN:NE2	1:A:178:ILE:HD11	1.89	0.77
1:H:128:LEU:HD13	1:H:128:LEU:O	1.83	0.77
1:D:260:CYS:HB3	1:D:262:ILE:HG23	1.66	0.77
1:M:153:LEU:HD23	1:M:153:LEU:O	1.83	0.77
1:P:260:CYS:HB3	1:P:262:ILE:HG23	1.66	0.77
1:E:43:GLU:O	1:E:46:ASP:CA	2.31	0.77
1:C:43:GLU:O	1:C:46:ASP:CA	2.31	0.77
1:H:26:ASN:HD22	1:H:26:ASN:H	1.31	0.77
1:P:26:ASN:HD22	1:P:26:ASN:H	1.31	0.77
1:J:87:PHE:O	1:J:91:PRO:CD	2.31	0.77
1:D:406:HIS:HD2	1:D:413:LYS:CG	1.96	0.77
1:H:362:PRO:HA	1:H:366:ARG:HB3	1.64	0.77
1:I:128:LEU:O	1:I:128:LEU:HD13	1.83	0.77
1:P:362:PRO:HA	1:P:366:ARG:HB3	1.64	0.77
1:H:260:CYS:HB3	1:H:262:ILE:HG23	1.66	0.77
1:E:19:PHE:CE1	1:E:92:ILE:HD11	2.17	0.77
1:C:39:ILE:N	1:C:75:LYS:HZ1	1.82	0.77
1:K:246:ASN:O	1:K:247:VAL:C	2.23	0.77
1:Q:292:LEU:HD11	1:Q:319:THR:O	1.84	0.77
1:M:292:LEU:HD11	1:M:319:THR:O	1.84	0.77
1:I:134:LEU:HD12	1:I:149:ILE:HD11	1.67	0.77
1:O:134:LEU:HD12	1:O:149:ILE:HD11	1.67	0.77
1:D:118:GLN:HG3	1:E:274:PHE:CZ	2.19	0.77
1:L:406:HIS:HD2	1:L:413:LYS:CG	1.96	0.77
1:O:128:LEU:HD13	1:O:128:LEU:O	1.83	0.77
1:P:171:GLN:NE2	1:P:178:ILE:HD11	1.89	0.77
1:M:43:GLU:O	1:M:46:ASP:CA	2.31	0.77
1:K:129:GLN:O	1:K:129:GLN:NE2	2.17	0.77
1:E:129:GLN:NE2	1:E:129:GLN:O	2.17	0.77
1:I:129:GLN:NE2	1:I:129:GLN:O	2.17	0.77
1:O:295:ASP:O	1:O:296:GLU:C	2.22	0.77
1:M:406:HIS:HD2	1:M:413:LYS:CG	1.96	0.77
1:Q:362:PRO:HA	1:Q:366:ARG:HB3	1.64	0.77
1:G:362:PRO:HA	1:G:366:ARG:HB3	1.64	0.77
1:J:129:GLN:O	1:J:129:GLN:NE2	2.17	0.77

Continued on next page...

Continued from previous page...

Atom-1	Atom-2	Interatomic distance (Å)	Clash overlap (Å)
1:E:174:MET:HE2	1:E:241:LEU:CD2	2.10	0.77
1:H:171:GLN:NE2	1:H:178:ILE:HD11	1.89	0.77
1:I:153:LEU:O	1:I:153:LEU:HD23	1.83	0.77
1:E:246:ASN:O	1:E:247:VAL:C	2.23	0.77
1:I:295:ASP:O	1:I:296:GLU:C	2.22	0.77
1:O:129:GLN:NE2	1:O:129:GLN:O	2.17	0.77
1:M:260:CYS:HB3	1:M:262:ILE:HG23	1.66	0.77
1:K:179:PHE:CZ	1:K:237:TYR:HE1	2.02	0.77
1:K:274:PHE:CZ	1:L:118:GLN:HG3	2.19	0.77
1:N:129:GLN:NE2	1:N:129:GLN:O	2.17	0.77
1:D:129:GLN:NE2	1:D:129:GLN:O	2.17	0.77
1:K:174:MET:HE2	1:K:241:LEU:HD22	1.66	0.77
1:G:43:GLU:O	1:G:46:ASP:N	2.18	0.77
1:F:43:GLU:O	1:F:46:ASP:N	2.18	0.77
1:A:43:GLU:O	1:A:46:ASP:N	2.18	0.77
1:E:179:PHE:CZ	1:E:237:TYR:HE1	2.02	0.77
1:C:406:HIS:HD2	1:C:413:LYS:CG	1.96	0.77
1:J:134:LEU:HD12	1:J:149:ILE:HD11	1.66	0.77
1:L:129:GLN:NE2	1:L:129:GLN:O	2.17	0.77
1:L:292:LEU:HD11	1:L:319:THR:O	1.84	0.77
1:L:291:THR:OG1	1:L:319:THR:HG21	1.85	0.77
1:D:291:THR:OG1	1:D:319:THR:HG21	1.85	0.77
1:O:153:LEU:HD23	1:O:153:LEU:O	1.83	0.77
1:Q:43:GLU:O	1:Q:46:ASP:N	2.18	0.77
1:M:19:PHE:HE1	1:M:92:ILE:CD1	1.93	0.77
1:M:26:ASN:H	1:M:26:ASN:HD22	1.31	0.77
1:D:43:GLU:O	1:D:46:ASP:CA	2.31	0.77
1:M:246:ASN:O	1:M:247:VAL:C	2.23	0.77
1:C:246:ASN:O	1:C:247:VAL:C	2.23	0.77
1:C:260:CYS:HB3	1:C:262:ILE:HG23	1.66	0.77
1:C:179:PHE:CZ	1:C:237:TYR:HE1	2.02	0.77
1:M:179:PHE:CZ	1:M:237:TYR:HE1	2.02	0.77
1:A:528:ILE:HG22	1:A:539:VAL:CG2	2.11	0.77
1:N:134:LEU:HD12	1:N:149:ILE:HD11	1.66	0.77
1:K:188:SER:O	1:K:251:LYS:NZ	2.16	0.77
1:P:43:GLU:O	1:P:46:ASP:N	2.18	0.77
1:H:43:GLU:O	1:H:46:ASP:N	2.18	0.77
1:C:19:PHE:HE1	1:C:92:ILE:CD1	1.93	0.77
1:C:26:ASN:H	1:C:26:ASN:HD22	1.31	0.77
1:L:43:GLU:O	1:L:46:ASP:CA	2.31	0.77
1:J:26:ASN:ND2	1:N:87:PHE:CE2	2.47	0.77

Continued on next page...

Continued from previous page...

Atom-1	Atom-2	Interatomic distance (Å)	Clash overlap (Å)
1:E:369:PHE:CE1	1:E:410:LEU:CD2	2.63	0.77
1:C:292:LEU:HD11	1:C:319:THR:HG22	1.67	0.77
1:M:292:LEU:HD11	1:M:319:THR:HG22	1.67	0.77
1:I:292:LEU:HD11	1:I:319:THR:HG22	1.67	0.77
1:O:292:LEU:HD11	1:O:319:THR:HG22	1.67	0.77
1:F:528:ILE:HG22	1:F:539:VAL:CG2	2.11	0.77
1:M:528:ILE:HG22	1:M:539:VAL:CG2	2.11	0.77
1:K:174:MET:HE1	1:K:241:LEU:CD2	2.06	0.77
1:E:12:TYR:O	1:E:15:ILE:HG12	1.85	0.77
1:K:12:TYR:O	1:K:15:ILE:HG12	1.85	0.77
1:J:82:ARG:NH2	1:J:86:LYS:HD3	1.98	0.77
1:E:134:LEU:HD12	1:E:149:ILE:HD11	1.67	0.77
1:E:295:ASP:O	1:E:296:GLU:C	2.22	0.77
1:E:291:THR:OG1	1:E:319:THR:HG21	1.85	0.77
1:I:246:ASN:O	1:I:247:VAL:C	2.23	0.77
1:C:528:ILE:HG22	1:C:539:VAL:CG2	2.11	0.77
1:N:110:ARG:HG3	1:N:110:ARG:NH1	1.97	0.77
1:D:292:LEU:HD11	1:D:319:THR:O	1.84	0.77
1:F:12:TYR:O	1:F:15:ILE:HG12	1.85	0.77
1:A:12:TYR:O	1:A:15:ILE:HG12	1.85	0.77
1:J:87:PHE:CE2	1:N:26:ASN:ND2	2.47	0.77
1:K:291:THR:OG1	1:K:319:THR:HG21	1.85	0.77
1:K:295:ASP:O	1:K:296:GLU:C	2.22	0.77
1:M:291:THR:OG1	1:M:319:THR:HG21	1.85	0.77
1:O:246:ASN:O	1:O:247:VAL:C	2.23	0.77
1:N:179:PHE:CZ	1:N:237:TYR:HE1	2.02	0.77
1:E:188:SER:O	1:E:251:LYS:NZ	2.16	0.76
1:P:19:PHE:HZ	1:P:92:ILE:CG1	1.72	0.76
1:M:43:GLU:O	1:M:46:ASP:N	2.18	0.76
1:A:291:THR:OG1	1:A:319:THR:HG21	1.85	0.76
1:N:82:ARG:NH2	1:N:86:LYS:HD3	1.98	0.76
1:K:134:LEU:HD12	1:K:149:ILE:HD11	1.67	0.76
1:E:246:ASN:H	1:E:265:THR:CG2	1.94	0.76
1:C:291:THR:OG1	1:C:319:THR:HG21	1.85	0.76
1:J:110:ARG:NH1	1:J:110:ARG:HG3	1.97	0.76
1:J:260:CYS:HB3	1:J:262:ILE:HG23	1.66	0.76
1:H:129:GLN:NE2	1:H:129:GLN:O	2.17	0.76
1:F:291:THR:OG1	1:F:319:THR:HG21	1.85	0.76
1:P:134:LEU:HD12	1:P:149:ILE:HD11	1.66	0.76
1:C:43:GLU:O	1:C:46:ASP:N	2.18	0.76
1:I:43:GLU:O	1:I:46:ASP:N	2.18	0.76

Continued on next page...

Continued from previous page...

Atom-1	Atom-2	Interatomic distance (Å)	Clash overlap (Å)
1:E:292:LEU:HD11	1:E:319:THR:HG22	1.67	0.76
1:J:179:PHE:CZ	1:J:237:TYR:HE1	2.02	0.76
1:H:179:PHE:CZ	1:H:237:TYR:HE1	2.02	0.76
1:J:318:THR:CG2	1:J:319:THR:HA	2.10	0.76
1:H:134:LEU:HD12	1:H:149:ILE:HD11	1.66	0.76
1:H:291:THR:OG1	1:H:319:THR:HG21	1.85	0.76
1:P:129:GLN:O	1:P:129:GLN:NE2	2.17	0.76
1:E:81:LEU:HD23	1:E:81:LEU:O	1.86	0.76
1:K:81:LEU:HD23	1:K:81:LEU:O	1.86	0.76
1:M:35:MET:CE	1:M:40:LEU:CD1	2.59	0.76
1:M:39:ILE:N	1:M:75:LYS:HZ1	1.83	0.76
1:C:81:LEU:HD23	1:C:81:LEU:O	1.86	0.76
1:O:12:TYR:O	1:O:15:ILE:HG12	1.85	0.76
1:O:43:GLU:O	1:O:46:ASP:N	2.18	0.76
1:M:81:LEU:HD23	1:M:81:LEU:O	1.86	0.76
1:N:81:LEU:O	1:N:81:LEU:HD23	1.86	0.76
1:N:12:TYR:O	1:N:15:ILE:HG12	1.85	0.76
1:K:292:LEU:HD11	1:K:319:THR:HG22	1.67	0.76
1:M:134:LEU:HD12	1:M:149:ILE:HD11	1.67	0.76
1:P:203:ILE:HA	1:P:237:TYR:OH	1.86	0.76
1:F:179:PHE:CZ	1:F:237:TYR:HE1	2.02	0.76
1:N:318:THR:CG2	1:N:319:THR:HA	2.10	0.76
1:I:174:MET:HE1	1:I:241:LEU:CD2	2.09	0.76
1:P:291:THR:OG1	1:P:319:THR:HG21	1.85	0.76
1:Q:35:MET:CE	1:Q:40:LEU:CD1	2.59	0.76
1:P:12:TYR:O	1:P:15:ILE:HG12	1.85	0.76
1:H:19:PHE:CE1	1:H:92:ILE:HD11	2.17	0.76
1:Q:357:LEU:HD13	1:Q:430:LYS:HZ1	1.51	0.76
1:I:26:ASN:ND2	1:M:87:PHE:CE2	2.47	0.76
1:G:357:LEU:HD13	1:G:430:LYS:HZ1	1.51	0.76
1:I:12:TYR:O	1:I:15:ILE:HG12	1.85	0.76
1:D:12:TYR:O	1:D:15:ILE:HG12	1.85	0.76
1:A:129:GLN:NE2	1:A:129:GLN:O	2.17	0.76
1:A:246:ASN:H	1:A:265:THR:CG2	1.95	0.76
1:J:81:LEU:O	1:J:81:LEU:HD23	1.86	0.76
1:Q:292:LEU:HD11	1:Q:319:THR:HG22	1.67	0.76
1:G:292:LEU:HD11	1:G:319:THR:HG22	1.67	0.76
1:G:260:CYS:HB3	1:G:262:ILE:HG23	1.66	0.76
1:A:179:PHE:CZ	1:A:237:TYR:HE1	2.02	0.76
1:H:203:ILE:HA	1:H:237:TYR:OH	1.86	0.76
1:P:179:PHE:CZ	1:P:237:TYR:HE1	2.02	0.76

Continued on next page...

Continued from previous page...

Atom-1	Atom-2	Interatomic distance (Å)	Clash overlap (Å)
1:I:179:PHE:CZ	1:I:237:TYR:HE1	2.02	0.76
1:N:260:CYS:HB3	1:N:262:ILE:HG23	1.66	0.76
1:F:193:LEU:HD23	1:F:193:LEU:O	1.86	0.76
1:F:129:GLN:O	1:F:129:GLN:NE2	2.17	0.76
1:A:193:LEU:HD23	1:A:193:LEU:O	1.86	0.76
1:E:193:LEU:O	1:E:193:LEU:HD23	1.86	0.76
1:Q:12:TYR:O	1:Q:15:ILE:HG12	1.85	0.76
1:P:19:PHE:CE1	1:P:92:ILE:HD11	2.17	0.76
1:H:12:TYR:O	1:H:15:ILE:HG12	1.85	0.76
1:L:12:TYR:O	1:L:15:ILE:HG12	1.85	0.76
1:J:12:TYR:O	1:J:15:ILE:HG12	1.85	0.76
1:K:246:ASN:H	1:K:265:THR:CG2	1.94	0.76
1:C:129:GLN:O	1:C:129:GLN:NE2	2.17	0.76
1:C:134:LEU:HD12	1:C:149:ILE:HD11	1.67	0.76
1:M:129:GLN:NE2	1:M:129:GLN:O	2.17	0.76
1:O:291:THR:OG1	1:O:319:THR:HG21	1.85	0.76
1:G:246:ASN:H	1:G:265:THR:CG2	1.94	0.76
1:O:179:PHE:CZ	1:O:237:TYR:HE1	2.02	0.76
1:K:203:ILE:HA	1:K:237:TYR:OH	1.86	0.76
1:E:203:ILE:HA	1:E:237:TYR:OH	1.86	0.76
1:N:291:THR:OG1	1:N:319:THR:HG21	1.85	0.76
1:N:295:ASP:O	1:N:296:GLU:C	2.22	0.76
1:L:110:ARG:NH1	1:L:110:ARG:HG3	1.97	0.76
1:K:174:MET:HE2	1:K:241:LEU:CD2	2.11	0.76
1:H:246:ASN:H	1:H:265:THR:CG2	1.96	0.76
1:A:188:SER:O	1:A:251:LYS:NZ	2.16	0.76
1:K:193:LEU:HD23	1:K:193:LEU:O	1.86	0.76
1:G:12:TYR:O	1:G:15:ILE:HG12	1.85	0.76
1:G:35:MET:CE	1:G:40:LEU:CD1	2.59	0.76
1:Q:81:LEU:O	1:Q:81:LEU:HD23	1.86	0.76
1:C:35:MET:CE	1:C:40:LEU:CD1	2.59	0.76
1:C:110:ARG:HG3	1:C:110:ARG:NH1	1.97	0.76
1:I:171:GLN:NE2	1:I:178:ILE:HD11	1.89	0.76
1:I:291:THR:OG1	1:I:319:THR:HG21	1.85	0.76
1:O:171:GLN:NE2	1:O:178:ILE:HD11	1.89	0.76
1:I:203:ILE:HA	1:I:237:TYR:OH	1.86	0.76
1:P:246:ASN:H	1:P:265:THR:CG2	1.96	0.76
1:Q:93:LYS:CE	1:Q:97:ARG:NH2	2.42	0.76
1:N:350:THR:C	1:N:353:ILE:CG2	2.13	0.76
1:J:193:LEU:O	1:J:193:LEU:HD23	1.86	0.76
1:G:26:ASN:H	1:G:26:ASN:HD22	1.31	0.76

Continued on next page...

Continued from previous page...

Atom-1	Atom-2	Interatomic distance (Å)	Clash overlap (Å)
1:G:81:LEU:O	1:G:81:LEU:HD23	1.86	0.76
1:K:43:GLU:O	1:K:46:ASP:N	2.18	0.76
1:C:87:PHE:CE2	1:O:26:ASN:ND2	2.47	0.76
1:N:193:LEU:HD23	1:N:193:LEU:O	1.86	0.76
1:M:12:TYR:O	1:M:15:ILE:HG12	1.85	0.76
1:F:82:ARG:NH2	1:F:86:LYS:HD3	1.98	0.76
1:H:81:LEU:O	1:H:81:LEU:HD23	1.86	0.76
1:P:81:LEU:HD23	1:P:81:LEU:O	1.86	0.76
1:Q:260:CYS:HB3	1:Q:262:ILE:HG23	1.66	0.76
1:M:110:ARG:HG3	1:M:110:ARG:NH1	1.97	0.76
1:O:203:ILE:HA	1:O:237:TYR:OH	1.86	0.76
1:D:528:ILE:HG22	1:D:539:VAL:CG2	2.11	0.76
1:L:528:ILE:HG22	1:L:539:VAL:CG2	2.11	0.76
1:J:295:ASP:O	1:J:296:GLU:C	2.22	0.76
1:J:291:THR:OG1	1:J:319:THR:HG21	1.85	0.76
1:D:295:ASP:O	1:D:296:GLU:C	2.22	0.76
1:F:246:ASN:H	1:F:265:THR:CG2	1.96	0.76
1:G:93:LYS:CE	1:G:97:ARG:NH2	2.42	0.76
1:L:81:LEU:O	1:L:81:LEU:HD23	1.86	0.76
1:E:43:GLU:O	1:E:46:ASP:N	2.18	0.76
1:C:12:TYR:O	1:C:15:ILE:HG12	1.85	0.76
1:Q:246:ASN:H	1:Q:265:THR:CG2	1.94	0.76
1:G:110:ARG:NH1	1:G:110:ARG:HG3	1.97	0.76
1:J:203:ILE:HA	1:J:237:TYR:OH	1.86	0.76
1:D:110:ARG:NH1	1:D:110:ARG:HG3	1.97	0.76
1:H:318:THR:CG2	1:H:319:THR:HA	2.10	0.76
1:F:188:SER:O	1:F:251:LYS:NZ	2.16	0.76
1:K:26:ASN:HD22	1:K:26:ASN:H	1.31	0.76
1:H:19:PHE:HZ	1:H:92:ILE:CG1	1.72	0.76
1:J:350:THR:C	1:J:353:ILE:CG2	2.13	0.76
1:Q:26:ASN:H	1:Q:26:ASN:HD22	1.31	0.76
1:D:43:GLU:O	1:D:46:ASP:N	2.18	0.76
1:Q:129:GLN:O	1:Q:129:GLN:NE2	2.17	0.76
1:Q:291:THR:OG1	1:Q:319:THR:HG21	1.85	0.76
1:N:203:ILE:HA	1:N:237:TYR:OH	1.86	0.76
1:Q:179:PHE:CZ	1:Q:237:TYR:HE1	2.02	0.76
1:G:179:PHE:CZ	1:G:237:TYR:HE1	2.02	0.76
1:H:193:LEU:O	1:H:193:LEU:HD23	1.86	0.76
1:P:357:LEU:HD11	1:P:430:LYS:NZ	1.71	0.76
1:H:357:LEU:HD13	1:H:430:LYS:HZ1	1.51	0.76
1:L:295:ASP:O	1:L:296:GLU:C	2.22	0.76

Continued on next page...

Continued from previous page...

Atom-1	Atom-2	Interatomic distance (Å)	Clash overlap (Å)
1:H:110:ARG:NH1	1:H:110:ARG:HG3	1.97	0.76
1:H:292:LEU:CD1	1:H:319:THR:HG22	2.16	0.76
1:P:148:LEU:HD13	1:P:264:LEU:CD2	2.16	0.76
1:Q:193:LEU:HD23	1:Q:193:LEU:O	1.86	0.76
1:E:26:ASN:HD22	1:E:26:ASN:H	1.31	0.76
1:D:81:LEU:O	1:D:81:LEU:HD23	1.86	0.76
1:Q:350:THR:CB	1:Q:353:ILE:CG2	2.64	0.76
1:C:93:LYS:CE	1:C:97:ARG:NH2	2.42	0.76
1:G:350:THR:CB	1:G:353:ILE:CG2	2.64	0.76
1:A:82:ARG:NH2	1:A:86:LYS:HD3	1.98	0.76
1:I:93:LYS:CE	1:I:97:ARG:NH2	2.42	0.76
1:G:291:THR:OG1	1:G:319:THR:HG21	1.85	0.76
1:G:246:ASN:O	1:G:247:VAL:C	2.23	0.76
1:C:203:ILE:HA	1:C:237:TYR:OH	1.86	0.76
1:P:357:LEU:HD13	1:P:430:LYS:HZ1	1.51	0.75
1:P:193:LEU:O	1:P:193:LEU:HD23	1.86	0.75
1:C:350:THR:CB	1:C:353:ILE:CG2	2.64	0.75
1:H:148:LEU:HD13	1:H:264:LEU:CD2	2.16	0.75
1:Q:188:SER:O	1:Q:251:LYS:NZ	2.16	0.75
1:G:193:LEU:O	1:G:193:LEU:HD23	1.86	0.75
1:L:43:GLU:O	1:L:46:ASP:N	2.18	0.75
1:N:43:GLU:O	1:N:46:ASP:N	2.18	0.75
1:Q:246:ASN:O	1:Q:247:VAL:C	2.23	0.75
1:G:129:GLN:O	1:G:129:GLN:NE2	2.17	0.75
1:C:295:ASP:O	1:C:296:GLU:C	2.22	0.75
1:M:203:ILE:HA	1:M:237:TYR:OH	1.86	0.75
1:M:350:THR:CB	1:M:353:ILE:CG2	2.64	0.75
1:H:292:LEU:HD11	1:H:319:THR:HG22	1.67	0.75
1:I:193:LEU:O	1:I:193:LEU:HD23	1.86	0.75
1:P:292:LEU:CD1	1:P:319:THR:HG22	2.16	0.75
1:M:93:LYS:CE	1:M:97:ARG:NH2	2.42	0.75
1:F:81:LEU:HD23	1:F:81:LEU:O	1.86	0.75
1:H:369:PHE:CE1	1:H:410:LEU:CD2	2.63	0.75
1:Q:203:ILE:HA	1:Q:237:TYR:OH	1.86	0.75
1:F:203:ILE:HA	1:F:237:TYR:OH	1.86	0.75
1:G:139:LEU:HD23	1:G:139:LEU:N	2.02	0.75
1:O:193:LEU:HD23	1:O:193:LEU:O	1.86	0.75
1:P:174:MET:HE1	1:P:241:LEU:CD2	2.08	0.75
1:P:318:THR:CG2	1:P:319:THR:HA	2.10	0.75
1:Q:39:ILE:CD1	1:Q:76:PHE:CB	2.61	0.75
1:P:35:MET:HG2	1:P:45:ILE:CD1	2.17	0.75

Continued on next page...

Continued from previous page...

Atom-1	Atom-2	Interatomic distance (Å)	Clash overlap (Å)
1:H:35:MET:HG2	1:H:45:ILE:CD1	2.17	0.75
1:J:43:GLU:O	1:J:46:ASP:N	2.18	0.75
1:J:35:MET:HG2	1:J:45:ILE:CD1	2.17	0.75
1:N:35:MET:HG2	1:N:45:ILE:CD1	2.17	0.75
1:Q:134:LEU:HD12	1:Q:149:ILE:HD11	1.67	0.75
1:M:295:ASP:O	1:M:296:GLU:C	2.22	0.75
1:A:203:ILE:HA	1:A:237:TYR:OH	1.86	0.75
1:Q:139:LEU:HD23	1:Q:139:LEU:N	2.02	0.75
1:E:174:MET:HE1	1:E:241:LEU:CD2	2.07	0.75
1:L:350:THR:CB	1:L:353:ILE:CG2	2.64	0.75
1:D:350:THR:CB	1:D:353:ILE:CG2	2.64	0.75
1:G:188:SER:O	1:G:251:LYS:NZ	2.16	0.75
1:A:81:LEU:HD23	1:A:81:LEU:O	1.86	0.75
1:O:93:LYS:CE	1:O:97:ARG:NH2	2.42	0.75
1:L:35:MET:HG2	1:L:45:ILE:CD1	2.17	0.75
1:D:35:MET:HG2	1:D:45:ILE:CD1	2.17	0.75
1:O:110:ARG:NH1	1:O:110:ARG:HG3	1.97	0.75
1:G:203:ILE:HA	1:G:237:TYR:OH	1.86	0.75
1:E:139:LEU:HD23	1:E:139:LEU:N	2.02	0.75
1:P:292:LEU:HD11	1:P:319:THR:HG22	1.67	0.75
1:G:39:ILE:CD1	1:G:76:PHE:CB	2.61	0.75
1:J:350:THR:CB	1:J:353:ILE:CG2	2.64	0.75
1:N:39:ILE:CD1	1:N:76:PHE:CB	2.61	0.75
1:G:134:LEU:HD12	1:G:149:ILE:HD11	1.67	0.75
1:G:292:LEU:CD1	1:G:319:THR:HG22	2.16	0.75
1:I:244:LEU:O	1:I:265:THR:HG22	1.87	0.75
1:O:244:LEU:O	1:O:265:THR:HG22	1.87	0.75
1:E:110:ARG:HG3	1:E:110:ARG:NH1	1.97	0.75
1:K:110:ARG:NH1	1:K:110:ARG:HG3	1.97	0.75
1:M:148:LEU:HD13	1:M:264:LEU:CD2	2.16	0.75
1:C:148:LEU:HD13	1:C:264:LEU:CD2	2.16	0.75
1:H:357:LEU:HD11	1:H:430:LYS:NZ	1.71	0.75
1:L:193:LEU:O	1:L:193:LEU:HD23	1.86	0.75
1:L:26:ASN:H	1:L:26:ASN:HD22	1.31	0.75
1:N:350:THR:CB	1:N:353:ILE:CG2	2.64	0.75
1:P:369:PHE:CE1	1:P:410:LEU:CD2	2.63	0.75
1:K:139:LEU:N	1:K:139:LEU:HD23	2.02	0.75
1:J:292:LEU:HD11	1:J:319:THR:HG22	1.67	0.75
1:L:292:LEU:HD11	1:L:319:THR:HG22	1.67	0.75
1:C:193:LEU:HD23	1:C:193:LEU:O	1.86	0.75
1:D:26:ASN:H	1:D:26:ASN:HD22	1.31	0.75

Continued on next page...

Continued from previous page...

Atom-1	Atom-2	Interatomic distance (Å)	Clash overlap (Å)
1:H:39:ILE:N	1:H:75:LYS:HZ1	1.83	0.75
1:E:244:LEU:O	1:E:265:THR:HG22	1.87	0.75
1:Q:292:LEU:CD1	1:Q:319:THR:HG22	2.16	0.75
1:I:292:LEU:CD1	1:I:319:THR:HG22	2.16	0.75
1:E:528:ILE:HG22	1:E:539:VAL:CG2	2.11	0.75
1:D:193:LEU:HD23	1:D:193:LEU:O	1.86	0.75
1:M:193:LEU:O	1:M:193:LEU:HD23	1.86	0.75
1:F:35:MET:HG2	1:F:45:ILE:CD1	2.17	0.75
1:A:35:MET:HG2	1:A:45:ILE:CD1	2.17	0.75
1:F:26:ASN:HD22	1:F:26:ASN:H	1.31	0.75
1:A:134:LEU:HD12	1:A:149:ILE:HD11	1.66	0.75
1:J:39:ILE:CD1	1:J:76:PHE:CB	2.61	0.75
1:K:244:LEU:O	1:K:265:THR:HG22	1.87	0.75
1:I:110:ARG:HG3	1:I:110:ARG:NH1	1.97	0.75
1:L:203:ILE:HA	1:L:237:TYR:OH	1.86	0.75
1:A:146:ASN:ND2	1:A:280:THR:CG2	2.50	0.75
1:E:146:ASN:ND2	1:E:280:THR:CG2	2.50	0.75
1:I:139:LEU:HD23	1:I:139:LEU:N	2.02	0.75
1:F:134:LEU:HD12	1:F:149:ILE:HD11	1.66	0.75
1:G:174:MET:HE1	1:G:241:LEU:CD2	2.13	0.75
1:E:33:GLN:OE1	1:E:45:ILE:HG12	1.87	0.75
1:K:350:THR:CB	1:K:353:ILE:CG2	2.64	0.75
1:E:350:THR:CB	1:E:353:ILE:CG2	2.64	0.75
1:L:33:GLN:OE1	1:L:45:ILE:HG12	1.87	0.75
1:D:33:GLN:OE1	1:D:45:ILE:HG12	1.87	0.75
1:Q:287:HIS:O	1:Q:291:THR:HG22	1.87	0.75
1:O:292:LEU:CD1	1:O:319:THR:HG22	2.16	0.75
1:F:146:ASN:ND2	1:F:280:THR:CG2	2.50	0.75
1:K:146:ASN:ND2	1:K:280:THR:CG2	2.50	0.75
1:O:139:LEU:HD23	1:O:139:LEU:N	2.02	0.75
1:N:292:LEU:HD11	1:N:319:THR:HG22	1.67	0.74
1:D:292:LEU:HD11	1:D:319:THR:HG22	1.67	0.74
1:A:26:ASN:HD22	1:A:26:ASN:H	1.31	0.74
1:O:35:MET:CE	1:O:40:LEU:CD1	2.59	0.74
1:Q:376:PRO:HG2	1:Q:470:HIS:NE2	2.02	0.74
1:G:376:PRO:HG2	1:G:470:HIS:NE2	2.02	0.74
1:G:287:HIS:O	1:G:291:THR:HG22	1.87	0.74
1:G:244:LEU:O	1:G:265:THR:HG22	1.87	0.74
1:C:244:LEU:O	1:C:265:THR:HG22	1.87	0.74
1:E:94:THR:O	1:E:98:GLN:HG3	1.86	0.74
1:D:203:ILE:HA	1:D:237:TYR:OH	1.86	0.74

Continued on next page...

Continued from previous page...

Atom-1	Atom-2	Interatomic distance (Å)	Clash overlap (Å)
1:P:406:HIS:CD2	1:P:413:LYS:CG	2.70	0.74
1:H:406:HIS:CD2	1:H:413:LYS:CG	2.70	0.74
1:A:139:LEU:N	1:A:139:LEU:HD23	2.02	0.74
1:N:148:LEU:HD13	1:N:264:LEU:CD2	2.16	0.74
1:P:188:SER:O	1:P:251:LYS:NZ	2.16	0.74
1:L:148:LEU:HD13	1:L:264:LEU:CD2	2.16	0.74
1:D:148:LEU:HD13	1:D:264:LEU:CD2	2.16	0.74
1:F:287:HIS:O	1:F:291:THR:HG22	1.87	0.74
1:F:350:THR:CB	1:F:353:ILE:CG2	2.64	0.74
1:K:33:GLN:OE1	1:K:45:ILE:HG12	1.87	0.74
1:O:81:LEU:HD23	1:O:81:LEU:O	1.86	0.74
1:O:376:PRO:HG2	1:O:470:HIS:NE2	2.02	0.74
1:I:376:PRO:HG2	1:I:470:HIS:NE2	2.02	0.74
1:K:376:PRO:HG2	1:K:470:HIS:NE2	2.02	0.74
1:Q:244:LEU:O	1:Q:265:THR:HG22	1.87	0.74
1:K:94:THR:O	1:K:98:GLN:HG3	1.86	0.74
1:I:81:LEU:O	1:I:81:LEU:HD23	1.86	0.74
1:O:19:PHE:CZ	1:O:92:ILE:CB	2.71	0.74
1:I:19:PHE:CZ	1:I:92:ILE:CB	2.71	0.74
1:A:287:HIS:O	1:A:291:THR:HG22	1.87	0.74
1:E:376:PRO:HG2	1:E:470:HIS:NE2	2.02	0.74
1:M:244:LEU:O	1:M:265:THR:HG22	1.87	0.74
1:P:518:LEU:HD11	1:P:646:UNK:O	1.88	0.74
1:O:406:HIS:CD2	1:O:413:LYS:CG	2.70	0.74
1:L:139:LEU:N	1:L:139:LEU:HD23	2.02	0.74
1:F:139:LEU:HD23	1:F:139:LEU:N	2.02	0.74
1:J:148:LEU:HD13	1:J:264:LEU:CD2	2.16	0.74
1:L:317:LEU:HD13	1:L:318:THR:H	1.53	0.74
1:A:350:THR:CB	1:A:353:ILE:CG2	2.64	0.74
1:K:39:ILE:HD11	1:K:76:PHE:CG	2.22	0.74
1:A:39:ILE:HD11	1:A:76:PHE:CG	2.22	0.74
1:I:35:MET:CE	1:I:40:LEU:CD1	2.59	0.74
1:J:19:PHE:HZ	1:J:92:ILE:CG1	1.72	0.74
1:H:518:LEU:HD11	1:H:646:UNK:O	1.88	0.74
1:A:518:LEU:HD11	1:A:646:UNK:O	1.88	0.74
1:F:518:LEU:HD11	1:F:646:UNK:O	1.88	0.74
1:G:146:ASN:ND2	1:G:280:THR:CG2	2.50	0.74
1:L:146:ASN:ND2	1:L:280:THR:CG2	2.50	0.74
1:I:406:HIS:CD2	1:I:413:LYS:CG	2.70	0.74
1:J:287:HIS:O	1:J:291:THR:HG22	1.87	0.74
1:H:188:SER:O	1:H:251:LYS:NZ	2.16	0.74

Continued on next page...

Continued from previous page...

Atom-1	Atom-2	Interatomic distance (Å)	Clash overlap (Å)
1:D:317:LEU:HD13	1:D:318:THR:H	1.53	0.74
1:F:148:LEU:HD13	1:F:264:LEU:CD2	2.16	0.74
1:Q:39:ILE:HD11	1:Q:76:PHE:CG	2.22	0.74
1:E:19:PHE:CZ	1:E:92:ILE:CB	2.71	0.74
1:E:39:ILE:HD11	1:E:76:PHE:CG	2.22	0.74
1:K:19:PHE:CZ	1:K:92:ILE:CB	2.71	0.74
1:M:35:MET:HG2	1:M:45:ILE:CD1	2.17	0.74
1:F:39:ILE:HD11	1:F:76:PHE:CG	2.22	0.74
1:I:35:MET:HG2	1:I:45:ILE:CD1	2.17	0.74
1:A:292:LEU:CD1	1:A:319:THR:HG22	2.16	0.74
1:Q:148:LEU:HD13	1:Q:264:LEU:CD2	2.16	0.74
1:M:287:HIS:O	1:M:291:THR:HG22	1.87	0.74
1:E:171:GLN:NE2	1:E:178:ILE:HD11	1.89	0.74
1:Q:146:ASN:ND2	1:Q:280:THR:CG2	2.50	0.74
1:D:146:ASN:ND2	1:D:280:THR:CG2	2.50	0.74
1:J:406:HIS:CD2	1:J:413:LYS:CG	2.70	0.74
1:D:139:LEU:N	1:D:139:LEU:HD23	2.02	0.74
1:N:287:HIS:O	1:N:291:THR:HG22	1.87	0.74
1:F:292:LEU:HD11	1:F:319:THR:HG22	1.67	0.74
1:I:350:THR:CB	1:I:353:ILE:CG2	2.64	0.74
1:G:35:MET:HG2	1:G:45:ILE:CD1	2.17	0.74
1:E:82:ARG:CG	1:E:83:ILE:HD13	2.17	0.74
1:F:19:PHE:CZ	1:F:92:ILE:CB	2.71	0.74
1:A:19:PHE:CZ	1:A:92:ILE:CB	2.71	0.74
1:A:148:LEU:HD13	1:A:264:LEU:CD2	2.16	0.74
1:N:93:LYS:CE	1:N:97:ARG:NH2	2.42	0.74
1:N:376:PRO:HG2	1:N:470:HIS:NE2	2.02	0.74
1:K:148:LEU:HD13	1:K:264:LEU:CD2	2.16	0.74
1:E:148:LEU:HD13	1:E:264:LEU:CD2	2.16	0.74
1:E:317:LEU:HD13	1:E:318:THR:H	1.53	0.74
1:C:287:HIS:O	1:C:291:THR:HG22	1.87	0.74
1:M:171:GLN:NE2	1:M:178:ILE:HD11	1.89	0.74
1:O:317:LEU:HD13	1:O:318:THR:H	1.53	0.74
1:N:406:HIS:CD2	1:N:413:LYS:CG	2.70	0.74
1:C:406:HIS:CD2	1:C:413:LYS:CG	2.70	0.74
1:H:139:LEU:HD23	1:H:139:LEU:N	2.02	0.74
1:P:139:LEU:N	1:P:139:LEU:HD23	2.02	0.74
1:O:350:THR:CB	1:O:353:ILE:CG2	2.64	0.74
1:G:39:ILE:HD11	1:G:76:PHE:CG	2.22	0.74
1:P:39:ILE:HD11	1:P:76:PHE:CG	2.22	0.74
1:K:39:ILE:N	1:K:75:LYS:HZ1	1.85	0.74

Continued on next page...

Continued from previous page...

Atom-1	Atom-2	Interatomic distance (Å)	Clash overlap (Å)
1:K:82:ARG:CG	1:K:83:ILE:HD13	2.17	0.74
1:C:35:MET:HG2	1:C:45:ILE:CD1	2.17	0.74
1:F:82:ARG:CG	1:F:83:ILE:HD13	2.17	0.74
1:O:35:MET:HG2	1:O:45:ILE:CD1	2.17	0.74
1:L:39:ILE:HD11	1:L:76:PHE:CG	2.22	0.74
1:D:39:ILE:HD11	1:D:76:PHE:CG	2.22	0.74
1:J:93:LYS:CE	1:J:97:ARG:NH2	2.42	0.74
1:K:317:LEU:HD13	1:K:318:THR:H	1.53	0.74
1:I:317:LEU:HD13	1:I:318:THR:H	1.53	0.74
1:K:171:GLN:NE2	1:K:178:ILE:HD11	1.89	0.74
1:G:148:LEU:HD13	1:G:264:LEU:CD2	2.16	0.74
1:M:146:ASN:ND2	1:M:280:THR:CG2	2.50	0.74
1:C:146:ASN:ND2	1:C:280:THR:CG2	2.50	0.74
1:M:406:HIS:CD2	1:M:413:LYS:CG	2.70	0.74
1:D:188:SER:HG	1:D:189:PRO:HD2	1.51	0.74
1:Q:35:MET:HG2	1:Q:45:ILE:CD1	2.17	0.74
1:C:19:PHE:CZ	1:C:92:ILE:CB	2.71	0.74
1:M:19:PHE:CZ	1:M:92:ILE:CB	2.71	0.74
1:A:82:ARG:CG	1:A:83:ILE:HD13	2.17	0.74
1:H:411:VAL:HA	1:H:422:ILE:HG23	1.70	0.74
1:P:411:VAL:HA	1:P:422:ILE:HG23	1.70	0.74
1:J:376:PRO:HG2	1:J:470:HIS:NE2	2.02	0.74
1:D:376:PRO:HG2	1:D:470:HIS:NE2	2.02	0.74
1:E:287:HIS:O	1:E:291:THR:HG22	1.87	0.74
1:J:94:THR:O	1:J:98:GLN:HG3	1.86	0.74
1:P:94:THR:O	1:P:98:GLN:HB2	1.88	0.74
1:Q:94:THR:O	1:Q:98:GLN:HB2	1.88	0.74
1:G:94:THR:O	1:G:98:GLN:HB2	1.88	0.74
1:I:518:LEU:HD11	1:I:646:UNK:O	1.88	0.74
1:E:406:HIS:CD2	1:E:413:LYS:CG	2.70	0.74
1:K:406:HIS:CD2	1:K:413:LYS:CG	2.70	0.74
1:C:139:LEU:N	1:C:139:LEU:HD23	2.02	0.74
1:H:287:HIS:O	1:H:291:THR:HG22	1.87	0.74
1:P:19:PHE:CZ	1:P:92:ILE:CB	2.71	0.74
1:H:39:ILE:HD11	1:H:76:PHE:CG	2.22	0.74
1:M:82:ARG:CG	1:M:83:ILE:HD13	2.17	0.74
1:A:134:LEU:HD21	1:A:164:VAL:HG21	0.78	0.74
1:A:292:LEU:HD11	1:A:319:THR:HG22	1.67	0.74
1:F:376:PRO:HG2	1:F:470:HIS:NE2	2.02	0.74
1:K:287:HIS:O	1:K:291:THR:HG22	1.87	0.74
1:M:376:PRO:HG2	1:M:470:HIS:NE2	2.02	0.74

Continued on next page...

Continued from previous page...

Atom-1	Atom-2	Interatomic distance (Å)	Clash overlap (Å)
1:L:376:PRO:HG2	1:L:470:HIS:NE2	2.02	0.74
1:O:94:THR:O	1:O:98:GLN:HB2	1.88	0.74
1:H:94:THR:O	1:H:98:GLN:HB2	1.88	0.74
1:O:518:LEU:HD11	1:O:646:UNK:O	1.88	0.74
1:F:406:HIS:CD2	1:F:413:LYS:CG	2.70	0.74
1:A:406:HIS:CD2	1:A:413:LYS:CG	2.70	0.74
1:M:139:LEU:HD23	1:M:139:LEU:N	2.02	0.74
1:F:134:LEU:HD21	1:F:164:VAL:HG21	0.78	0.74
1:F:317:LEU:HD13	1:F:318:THR:H	1.53	0.74
1:P:110:ARG:HG3	1:P:110:ARG:NH1	1.97	0.74
1:G:19:PHE:CE1	1:G:92:ILE:HD11	2.17	0.74
1:K:35:MET:HG2	1:K:45:ILE:CD1	2.17	0.74
1:Q:411:VAL:HA	1:Q:422:ILE:HG23	1.70	0.74
1:G:411:VAL:HA	1:G:422:ILE:HG23	1.70	0.74
1:C:376:PRO:HG2	1:C:470:HIS:NE2	2.02	0.74
1:A:110:ARG:HG3	1:A:110:ARG:NH1	1.97	0.74
1:N:94:THR:O	1:N:98:GLN:HG3	1.86	0.74
1:G:406:HIS:CD2	1:G:413:LYS:CG	2.70	0.74
1:P:287:HIS:O	1:P:291:THR:HG22	1.87	0.73
1:H:19:PHE:CZ	1:H:92:ILE:CB	2.71	0.73
1:C:39:ILE:HD11	1:C:76:PHE:CG	2.22	0.73
1:C:82:ARG:CG	1:C:83:ILE:HD13	2.17	0.73
1:M:33:GLN:OE1	1:M:45:ILE:HG12	1.87	0.73
1:O:411:VAL:HA	1:O:422:ILE:HG23	1.70	0.73
1:A:376:PRO:HG2	1:A:470:HIS:NE2	2.02	0.73
1:E:125:VAL:H	2:E:1301:DTP:HN61	1.35	0.73
1:C:292:LEU:CD1	1:C:319:THR:HG22	2.16	0.73
1:I:94:THR:O	1:I:98:GLN:HB2	1.88	0.73
1:Q:406:HIS:CD2	1:Q:413:LYS:CG	2.70	0.73
1:Q:15:ILE:HD12	1:Q:92:ILE:CG2	2.17	0.73
1:P:15:ILE:HD12	1:P:92:ILE:CG2	2.17	0.73
1:E:35:MET:HG2	1:E:45:ILE:CD1	2.17	0.73
1:C:33:GLN:OE1	1:C:45:ILE:HG12	1.87	0.73
1:M:39:ILE:HD11	1:M:76:PHE:CG	2.22	0.73
1:F:33:GLN:OE1	1:F:45:ILE:HG12	1.87	0.73
1:D:19:PHE:CZ	1:D:92:ILE:CB	2.71	0.73
1:A:317:LEU:HD13	1:A:318:THR:H	1.53	0.73
1:I:411:VAL:HA	1:I:422:ILE:HG23	1.70	0.73
1:K:125:VAL:H	2:K:1301:DTP:HN61	1.35	0.73
1:C:171:GLN:NE2	1:C:178:ILE:HD11	1.89	0.73
1:M:292:LEU:CD1	1:M:319:THR:HG22	2.16	0.73

Continued on next page...

Continued from previous page...

Atom-1	Atom-2	Interatomic distance (Å)	Clash overlap (Å)
1:F:94:THR:O	1:F:98:GLN:HB2	1.88	0.73
1:J:317:LEU:HD13	1:J:318:THR:H	1.53	0.73
1:L:287:HIS:O	1:L:291:THR:HG22	1.87	0.73
1:K:190:GLU:CB	1:K:217:ILE:HD12	2.16	0.73
1:Q:19:PHE:CE1	1:Q:92:ILE:HD11	2.17	0.73
1:G:15:ILE:HD12	1:G:92:ILE:CG2	2.17	0.73
1:G:19:PHE:CZ	1:G:92:ILE:CB	2.71	0.73
1:H:15:ILE:HD12	1:H:92:ILE:CG2	2.17	0.73
1:L:19:PHE:CZ	1:L:92:ILE:CB	2.71	0.73
1:N:82:ARG:CG	1:N:83:ILE:HD13	2.17	0.73
1:A:94:THR:O	1:A:98:GLN:HB2	1.88	0.73
1:N:518:LEU:HD11	1:N:646:UNK:O	1.88	0.73
1:J:518:LEU:HD11	1:J:646:UNK:O	1.88	0.73
1:D:406:HIS:CD2	1:D:413:LYS:CG	2.70	0.73
1:D:287:HIS:O	1:D:291:THR:HG22	1.87	0.73
1:Q:19:PHE:CZ	1:Q:92:ILE:CB	2.71	0.73
1:O:39:ILE:HD11	1:O:76:PHE:CG	2.22	0.73
1:D:82:ARG:CG	1:D:83:ILE:HD13	2.17	0.73
1:J:39:ILE:HD11	1:J:76:PHE:CG	2.22	0.73
1:J:82:ARG:CG	1:J:83:ILE:HD13	2.17	0.73
1:G:317:LEU:HD13	1:G:318:THR:H	1.53	0.73
1:I:148:LEU:HB2	1:I:264:LEU:HD21	1.71	0.73
1:O:148:LEU:HB2	1:O:264:LEU:HD21	1.71	0.73
1:F:110:ARG:NH1	1:F:110:ARG:HG3	1.97	0.73
1:O:146:ASN:ND2	1:O:280:THR:CG2	2.50	0.73
1:L:406:HIS:CD2	1:L:413:LYS:CG	2.70	0.73
1:N:317:LEU:HD13	1:N:318:THR:H	1.53	0.73
1:H:188:SER:HG	1:H:189:PRO:HD2	1.51	0.73
1:A:33:GLN:OE1	1:A:45:ILE:HG12	1.87	0.73
1:I:39:ILE:HD11	1:I:76:PHE:CG	2.22	0.73
1:K:134:LEU:HD21	1:K:164:VAL:HG21	0.78	0.73
1:Q:518:LEU:HD11	1:Q:646:UNK:O	1.88	0.73
1:M:518:LEU:HD11	1:M:646:UNK:O	1.88	0.73
1:C:518:LEU:HD11	1:C:646:UNK:O	1.88	0.73
1:I:146:ASN:ND2	1:I:280:THR:CG2	2.50	0.73
1:J:146:ASN:ND2	1:J:280:THR:CG2	2.50	0.73
1:L:125:VAL:H	2:L:1301:DTP:HN61	1.35	0.73
1:H:148:LEU:HB2	1:H:264:LEU:HD21	1.71	0.73
1:P:148:LEU:HB2	1:P:264:LEU:HD21	1.71	0.73
1:E:190:GLU:CB	1:E:217:ILE:HD12	2.16	0.73
1:Q:82:ARG:CG	1:Q:83:ILE:HD13	2.17	0.73

Continued on next page...

Continued from previous page...

Atom-1	Atom-2	Interatomic distance (Å)	Clash overlap (Å)
1:G:35:MET:HE3	1:G:40:LEU:CD1	2.13	0.73
1:G:82:ARG:CG	1:G:83:ILE:HD13	2.17	0.73
1:L:82:ARG:CG	1:L:83:ILE:HD13	2.17	0.73
1:N:39:ILE:HD11	1:N:76:PHE:CG	2.22	0.73
1:H:376:PRO:HG2	1:H:470:HIS:NE2	2.02	0.73
1:Q:317:LEU:HD13	1:Q:318:THR:H	1.53	0.73
1:H:146:ASN:ND2	1:H:280:THR:CG2	2.50	0.73
1:P:146:ASN:ND2	1:P:280:THR:CG2	2.50	0.73
1:H:350:THR:CB	1:H:353:ILE:CG2	2.64	0.73
1:Q:33:GLN:OE1	1:Q:45:ILE:HG12	1.87	0.73
1:J:357:LEU:HD13	1:J:430:LYS:HZ1	1.53	0.73
1:A:35:MET:CE	1:A:40:LEU:CD1	2.59	0.73
1:J:19:PHE:CZ	1:J:92:ILE:CB	2.71	0.73
1:F:411:VAL:HA	1:F:422:ILE:HG23	1.70	0.73
1:A:411:VAL:HA	1:A:422:ILE:HG23	1.70	0.73
1:E:134:LEU:HD21	1:E:164:VAL:HG21	0.78	0.73
1:G:518:LEU:HD11	1:G:646:UNK:O	1.88	0.73
1:N:146:ASN:ND2	1:N:280:THR:CG2	2.50	0.73
1:N:139:LEU:N	1:N:139:LEU:HD23	2.02	0.73
1:D:125:VAL:H	2:D:1301:DTP:HN61	1.35	0.73
1:D:357:LEU:HD13	1:D:430:LYS:HZ1	1.53	0.73
1:A:284:SER:O	1:A:285:LEU:HD13	1.89	0.73
1:N:19:PHE:CZ	1:N:92:ILE:CB	2.71	0.73
1:P:376:PRO:HG2	1:P:470:HIS:NE2	2.02	0.73
1:M:317:LEU:HD13	1:M:318:THR:H	1.53	0.73
1:I:284:SER:O	1:I:285:LEU:HD13	1.89	0.73
1:O:284:SER:O	1:O:285:LEU:HD13	1.89	0.73
1:N:292:LEU:CD1	1:N:319:THR:HG22	2.16	0.73
1:J:148:LEU:HB2	1:J:264:LEU:HD21	1.71	0.73
1:P:350:THR:CB	1:P:353:ILE:CG2	2.64	0.73
1:O:188:SER:HG	1:O:189:PRO:HD2	1.53	0.73
1:F:284:SER:O	1:F:285:LEU:HD13	1.89	0.73
1:G:33:GLN:OE1	1:G:45:ILE:HG12	1.87	0.73
1:G:83:ILE:HD13	1:G:83:ILE:N	2.04	0.73
1:F:97:ARG:HG3	1:F:97:ARG:NH1	2.04	0.73
1:A:97:ARG:NH1	1:A:97:ARG:HG3	2.04	0.73
1:K:357:LEU:HD13	1:K:430:LYS:HZ1	1.54	0.73
1:J:97:ARG:NH1	1:J:97:ARG:HG3	2.04	0.73
1:N:97:ARG:HG3	1:N:97:ARG:NH1	2.04	0.73
1:N:94:THR:O	1:N:98:GLN:HB2	1.88	0.73
1:J:139:LEU:HD23	1:J:139:LEU:N	2.02	0.73

Continued on next page...

Continued from previous page...

Atom-1	Atom-2	Interatomic distance (Å)	Clash overlap (Å)
1:N:148:LEU:HB2	1:N:264:LEU:HD21	1.71	0.73
1:Q:35:MET:HE3	1:Q:40:LEU:CD1	2.13	0.73
1:Q:83:ILE:N	1:Q:83:ILE:HD13	2.04	0.73
1:O:82:ARG:CG	1:O:83:ILE:HD13	2.17	0.73
1:E:357:LEU:HD13	1:E:430:LYS:HZ1	1.54	0.73
1:I:82:ARG:CG	1:I:83:ILE:HD13	2.17	0.73
1:K:518:LEU:HD11	1:K:646:UNK:O	1.88	0.73
1:J:292:LEU:CD1	1:J:319:THR:HG22	2.16	0.72
1:D:188:SER:O	1:D:251:LYS:NZ	2.16	0.72
1:L:188:SER:O	1:L:251:LYS:NZ	2.16	0.72
1:H:125:VAL:H	2:H:1301:DTP:HN61	1.35	0.72
1:I:188:SER:HG	1:I:189:PRO:HD2	1.53	0.72
1:P:125:VAL:H	2:P:1301:DTP:HN61	1.35	0.72
1:P:317:LEU:HD13	1:P:318:THR:H	1.53	0.72
1:K:83:ILE:N	1:K:83:ILE:HD13	2.04	0.72
1:F:35:MET:CE	1:F:40:LEU:CD1	2.59	0.72
1:F:15:ILE:HD12	1:F:92:ILE:CG2	2.17	0.72
1:A:15:ILE:HD12	1:A:92:ILE:CG2	2.17	0.72
1:D:82:ARG:NH2	1:D:86:LYS:HD3	1.98	0.72
1:J:15:ILE:HD12	1:J:92:ILE:CG2	2.17	0.72
1:N:411:VAL:HA	1:N:422:ILE:HG23	1.70	0.72
1:K:284:SER:O	1:K:285:LEU:HD13	1.89	0.72
1:E:284:SER:O	1:E:285:LEU:HD13	1.89	0.72
1:C:317:LEU:HD13	1:C:318:THR:H	1.53	0.72
1:O:287:HIS:O	1:O:291:THR:HG22	1.87	0.72
1:J:94:THR:O	1:J:98:GLN:HB2	1.88	0.72
1:E:94:THR:O	1:E:98:GLN:HB2	1.88	0.72
1:E:518:LEU:HD11	1:E:646:UNK:O	1.88	0.72
1:E:57:GLY:O	1:E:58:THR:C	2.26	0.72
1:J:171:GLN:NE2	1:J:178:ILE:HD11	1.89	0.72
1:P:190:GLU:HA	1:P:217:ILE:HD11	1.69	0.72
1:L:292:LEU:CD1	1:L:319:THR:HG22	2.16	0.72
1:D:292:LEU:CD1	1:D:319:THR:HG22	2.16	0.72
1:H:174:MET:HE3	1:H:241:LEU:CG	2.15	0.72
1:P:33:GLN:OE1	1:P:45:ILE:HG12	1.87	0.72
1:P:82:ARG:CG	1:P:83:ILE:HD13	2.17	0.72
1:H:82:ARG:CG	1:H:83:ILE:HD13	2.17	0.72
1:E:83:ILE:N	1:E:83:ILE:HD13	2.04	0.72
1:A:39:ILE:CD1	1:A:76:PHE:CB	2.61	0.72
1:J:411:VAL:HA	1:J:422:ILE:HG23	1.70	0.72
1:G:284:SER:O	1:G:285:LEU:HD13	1.89	0.72

Continued on next page...

Continued from previous page...

Atom-1	Atom-2	Interatomic distance (Å)	Clash overlap (Å)
1:I:125:VAL:H	2:I:1301:DTP:HN61	1.35	0.72
1:O:125:VAL:H	2:O:1301:DTP:HN61	1.35	0.72
1:C:94:THR:O	1:C:98:GLN:HG3	1.86	0.72
1:D:518:LEU:HD11	1:D:646:UNK:O	1.88	0.72
1:M:57:GLY:O	1:M:58:THR:C	2.26	0.72
1:K:57:GLY:O	1:K:58:THR:C	2.26	0.72
1:M:174:MET:HE3	1:M:241:LEU:CG	2.16	0.72
1:H:284:SER:O	1:H:285:LEU:HD13	1.89	0.72
1:A:190:GLU:CB	1:A:217:ILE:HD12	2.16	0.72
1:I:190:GLU:HA	1:I:217:ILE:HD11	1.69	0.72
1:I:357:LEU:HD13	1:I:430:LYS:HE2	1.68	0.72
1:O:357:LEU:HD13	1:O:430:LYS:HE2	1.68	0.72
1:G:82:ARG:NH2	1:G:86:LYS:HD3	1.98	0.72
1:P:97:ARG:HG3	1:P:97:ARG:NH1	2.04	0.72
1:H:97:ARG:HG3	1:H:97:ARG:NH1	2.04	0.72
1:I:82:ARG:NH2	1:I:86:LYS:HD3	1.98	0.72
1:L:83:ILE:N	1:L:83:ILE:HD13	2.04	0.72
1:D:83:ILE:N	1:D:83:ILE:HD13	2.04	0.72
1:Q:284:SER:O	1:Q:285:LEU:HD13	1.89	0.72
1:I:287:HIS:O	1:I:291:THR:HG22	1.87	0.72
1:M:94:THR:O	1:M:98:GLN:HG3	1.86	0.72
1:K:94:THR:O	1:K:98:GLN:HB2	1.88	0.72
1:L:518:LEU:HD11	1:L:646:UNK:O	1.88	0.72
1:C:57:GLY:O	1:C:58:THR:C	2.26	0.72
1:N:171:GLN:NE2	1:N:178:ILE:HD11	1.89	0.72
1:H:190:GLU:HA	1:H:217:ILE:HD11	1.69	0.72
1:P:354:GLU:O	1:P:357:LEU:HB2	1.90	0.72
1:H:354:GLU:O	1:H:357:LEU:HB2	1.90	0.72
1:L:284:SER:O	1:L:285:LEU:HD13	1.89	0.72
1:D:284:SER:O	1:D:285:LEU:HD13	1.89	0.72
1:H:317:LEU:HD13	1:H:318:THR:H	1.53	0.72
1:F:275:LEU:CD2	1:F:275:LEU:H	1.99	0.72
1:L:354:GLU:O	1:L:357:LEU:HB2	1.90	0.72
1:F:354:GLU:O	1:F:357:LEU:HB2	1.90	0.72
1:A:354:GLU:O	1:A:357:LEU:HB2	1.90	0.72
1:H:33:GLN:OE1	1:H:45:ILE:HG12	1.87	0.72
1:Q:354:GLU:O	1:Q:357:LEU:HB2	1.90	0.72
1:G:354:GLU:O	1:G:357:LEU:HB2	1.90	0.72
1:A:86:LYS:CG	1:F:25:ASP:OD1	2.37	0.72
1:O:15:ILE:HD12	1:O:92:ILE:CG2	2.17	0.72
1:E:357:LEU:HD13	1:E:430:LYS:HE2	1.68	0.72

Continued on next page...

Continued from previous page...

Atom-1	Atom-2	Interatomic distance (Å)	Clash overlap (Å)
1:I:35:MET:HE3	1:I:40:LEU:CD1	2.11	0.72
1:L:82:ARG:NH2	1:L:86:LYS:HD3	1.98	0.72
1:G:301:LEU:CG	1:G:324:LEU:HD11	2.20	0.72
1:C:122:LYS:HD2	1:D:276:SER:HG	0.74	0.72
1:I:94:THR:O	1:I:98:GLN:HG3	1.86	0.72
1:O:190:GLU:HA	1:O:217:ILE:HD11	1.69	0.72
1:P:246:ASN:O	1:P:247:VAL:C	2.28	0.72
1:P:284:SER:O	1:P:285:LEU:HD13	1.89	0.72
1:D:354:GLU:O	1:D:357:LEU:HB2	1.90	0.72
1:P:39:ILE:CD1	1:P:76:PHE:CB	2.61	0.72
1:A:25:ASP:OD1	1:F:86:LYS:CG	2.37	0.72
1:F:12:TYR:OH	1:F:93:LYS:HD3	1.89	0.72
1:F:39:ILE:CD1	1:F:76:PHE:CB	2.61	0.72
1:A:12:TYR:OH	1:A:93:LYS:HD3	1.89	0.72
1:K:354:GLU:O	1:K:357:LEU:HB2	1.90	0.72
1:E:354:GLU:O	1:E:357:LEU:HB2	1.90	0.72
1:N:33:GLN:OE1	1:N:45:ILE:HG12	1.87	0.72
1:Q:134:LEU:HD21	1:Q:164:VAL:HG21	0.78	0.72
1:Q:301:LEU:CG	1:Q:324:LEU:HD11	2.20	0.72
1:A:64:THR:O	1:A:67:SER:HB3	1.90	0.72
1:F:64:THR:O	1:F:67:SER:HB3	1.90	0.72
1:M:350:THR:C	1:M:353:ILE:CG2	2.13	0.72
1:H:246:ASN:O	1:H:247:VAL:C	2.28	0.72
1:L:357:LEU:HD13	1:L:430:LYS:HZ1	1.54	0.72
1:I:15:ILE:HD12	1:I:92:ILE:CG2	2.17	0.72
1:J:33:GLN:OE1	1:J:45:ILE:HG12	1.87	0.72
1:N:19:PHE:HZ	1:N:92:ILE:CG1	1.72	0.72
1:F:376:PRO:HG2	1:F:470:HIS:CD2	2.25	0.72
1:A:376:PRO:HG2	1:A:470:HIS:CD2	2.25	0.72
1:E:301:LEU:CG	1:E:324:LEU:HD11	2.20	0.72
1:I:301:LEU:CG	1:I:324:LEU:HD11	2.20	0.72
1:O:148:LEU:HD13	1:O:264:LEU:CD2	2.16	0.72
1:N:125:VAL:H	2:N:1301:DTP:HN61	1.35	0.72
1:D:129:GLN:HB3	1:D:130:PRO:HD3	1.72	0.72
1:F:190:GLU:CB	1:F:217:ILE:HD12	2.16	0.72
1:Q:357:LEU:HD13	1:Q:430:LYS:HE2	1.68	0.72
1:E:39:ILE:HA	1:E:72:MET:CG	2.16	0.72
1:E:82:ARG:NH2	1:E:86:LYS:HD3	1.98	0.72
1:G:357:LEU:HD13	1:G:430:LYS:HE2	1.68	0.72
1:O:82:ARG:NH2	1:O:86:LYS:HD3	1.98	0.72
1:K:301:LEU:CG	1:K:324:LEU:HD11	2.20	0.72

Continued on next page...

Continued from previous page...

Atom-1	Atom-2	Interatomic distance (Å)	Clash overlap (Å)
1:D:411:VAL:HA	1:D:422:ILE:HG23	1.70	0.72
1:O:301:LEU:CG	1:O:324:LEU:HD11	2.20	0.72
1:C:64:THR:O	1:C:67:SER:HB3	1.90	0.72
1:N:120:PHE:CE1	1:N:124:ASN:OD1	2.43	0.72
1:J:120:PHE:CE1	1:J:124:ASN:OD1	2.43	0.72
1:J:125:VAL:H	2:J:1301:DTP:HN61	1.35	0.72
1:L:129:GLN:HB3	1:L:130:PRO:HD3	1.72	0.72
1:C:350:THR:C	1:C:353:ILE:CG2	2.13	0.72
1:F:246:ASN:O	1:F:247:VAL:C	2.28	0.72
1:Q:174:MET:HE2	1:Q:241:LEU:HD22	1.67	0.72
1:Q:82:ARG:NH2	1:Q:86:LYS:HD3	1.98	0.72
1:H:39:ILE:CD1	1:H:76:PHE:CB	2.61	0.72
1:O:12:TYR:OH	1:O:93:LYS:HD3	1.89	0.72
1:K:357:LEU:HD13	1:K:430:LYS:HE2	1.68	0.72
1:A:301:LEU:CG	1:A:324:LEU:HD11	2.20	0.72
1:N:83:ILE:N	1:N:83:ILE:HD13	2.04	0.72
1:D:376:PRO:HG2	1:D:470:HIS:CD2	2.25	0.72
1:M:411:VAL:HA	1:M:422:ILE:HG23	1.70	0.72
1:L:411:VAL:HA	1:L:422:ILE:HG23	1.70	0.72
1:L:376:PRO:HG2	1:L:470:HIS:CD2	2.25	0.72
1:C:376:PRO:HG2	1:C:470:HIS:CD2	2.25	0.72
1:C:411:VAL:HA	1:C:422:ILE:HG23	1.70	0.72
1:Q:295:ASP:O	1:Q:296:GLU:C	2.22	0.72
1:G:134:LEU:HD21	1:G:164:VAL:HG21	0.78	0.72
1:O:94:THR:O	1:O:98:GLN:HG3	1.86	0.72
1:L:235:LYS:HE3	1:L:235:LYS:CA	2.20	0.72
1:M:64:THR:O	1:M:67:SER:HB3	1.90	0.72
1:K:82:ARG:NH2	1:K:86:LYS:HD3	1.98	0.72
1:A:83:ILE:HD13	1:A:83:ILE:N	2.04	0.72
1:I:12:TYR:OH	1:I:93:LYS:HD3	1.89	0.72
1:H:376:PRO:HG2	1:H:470:HIS:CD2	2.25	0.72
1:P:376:PRO:HG2	1:P:470:HIS:CD2	2.25	0.72
1:J:376:PRO:HG2	1:J:470:HIS:CD2	2.25	0.72
1:M:376:PRO:HG2	1:M:470:HIS:CD2	2.25	0.72
1:Q:129:GLN:HB3	1:Q:130:PRO:HD3	1.72	0.72
1:Q:148:LEU:HB2	1:Q:264:LEU:HD21	1.71	0.72
1:M:284:SER:O	1:M:285:LEU:HD13	1.89	0.72
1:I:148:LEU:HD13	1:I:264:LEU:CD2	2.16	0.72
1:N:235:LYS:HE3	1:N:235:LYS:CA	2.20	0.72
1:J:235:LYS:HE3	1:J:235:LYS:CA	2.20	0.72
1:Q:235:LYS:HE3	1:Q:235:LYS:CA	2.20	0.72

Continued on next page...

Continued from previous page...

Atom-1	Atom-2	Interatomic distance (Å)	Clash overlap (Å)
1:G:235:LYS:HE3	1:G:235:LYS:CA	2.20	0.72
1:D:235:LYS:CA	1:D:235:LYS:HE3	2.20	0.72
1:L:64:THR:O	1:L:67:SER:HB3	1.90	0.72
1:P:64:THR:O	1:P:67:SER:HB3	1.90	0.72
1:H:64:THR:O	1:H:67:SER:HB3	1.90	0.72
1:L:301:LEU:CG	1:L:324:LEU:HD11	2.20	0.72
1:F:301:LEU:CG	1:F:324:LEU:HD11	2.20	0.72
1:K:39:ILE:HA	1:K:72:MET:CG	2.16	0.72
1:C:15:ILE:HD12	1:C:92:ILE:CG2	2.17	0.72
1:O:33:GLN:OE1	1:O:45:ILE:HG12	1.87	0.72
1:L:35:MET:CE	1:L:40:LEU:CD1	2.59	0.72
1:A:246:ASN:O	1:A:247:VAL:C	2.28	0.72
1:J:83:ILE:HD13	1:J:83:ILE:N	2.04	0.72
1:N:376:PRO:HG2	1:N:470:HIS:CD2	2.25	0.72
1:G:129:GLN:HB3	1:G:130:PRO:HD3	1.72	0.72
1:I:120:PHE:CE1	1:I:124:ASN:OD1	2.43	0.72
1:O:120:PHE:CE1	1:O:124:ASN:OD1	2.43	0.72
1:G:275:LEU:H	1:G:275:LEU:CD2	1.99	0.72
1:M:120:PHE:CE1	1:M:124:ASN:OD1	2.43	0.72
1:C:120:PHE:CE1	1:C:124:ASN:OD1	2.43	0.72
1:M:94:THR:O	1:M:98:GLN:HB2	1.88	0.72
1:O:235:LYS:HE3	1:O:235:LYS:CA	2.20	0.72
1:E:235:LYS:HE3	1:E:235:LYS:CA	2.20	0.72
1:D:64:THR:O	1:D:67:SER:HB3	1.90	0.72
1:L:120:PHE:CE1	1:L:124:ASN:OD1	2.43	0.71
1:D:120:PHE:CE1	1:D:124:ASN:OD1	2.43	0.71
1:F:129:GLN:HB3	1:F:130:PRO:HD3	1.72	0.71
1:M:15:ILE:HD12	1:M:92:ILE:CG2	2.17	0.71
1:F:83:ILE:HD13	1:F:83:ILE:N	2.04	0.71
1:I:33:GLN:OE1	1:I:45:ILE:HG12	1.87	0.71
1:C:284:SER:O	1:C:285:LEU:HD13	1.89	0.71
1:G:148:LEU:HB2	1:G:264:LEU:HD21	1.71	0.71
1:I:235:LYS:CA	1:I:235:LYS:HE3	2.20	0.71
1:K:235:LYS:CA	1:K:235:LYS:HE3	2.20	0.71
1:J:129:GLN:HB3	1:J:130:PRO:HD3	1.72	0.71
1:D:301:LEU:CG	1:D:324:LEU:HD11	2.20	0.71
1:P:120:PHE:CE1	1:P:124:ASN:OD1	2.43	0.71
1:P:301:LEU:CG	1:P:324:LEU:HD11	2.20	0.71
1:O:83:ILE:HD13	1:O:83:ILE:N	2.04	0.71
1:I:376:PRO:HG2	1:I:470:HIS:CD2	2.25	0.71
1:E:411:VAL:HA	1:E:422:ILE:HG23	1.70	0.71

Continued on next page...

Continued from previous page...

Atom-1	Atom-2	Interatomic distance (Å)	Clash overlap (Å)
1:Q:120:PHE:CE1	1:Q:124:ASN:OD1	2.43	0.71
1:G:295:ASP:O	1:G:296:GLU:C	2.22	0.71
1:C:94:THR:O	1:C:98:GLN:HB2	1.88	0.71
1:N:129:GLN:HB3	1:N:130:PRO:HD3	1.72	0.71
1:N:246:ASN:O	1:N:247:VAL:C	2.28	0.71
1:C:174:MET:HE3	1:C:241:LEU:CG	2.16	0.71
1:L:164:VAL:C	1:L:170:VAL:HG21	2.10	0.71
1:L:174:MET:HE3	1:L:241:LEU:CG	2.15	0.71
1:L:148:LEU:HB2	1:L:264:LEU:HD21	1.71	0.71
1:D:174:MET:HE3	1:D:241:LEU:CG	2.15	0.71
1:H:120:PHE:CE1	1:H:124:ASN:OD1	2.43	0.71
1:H:301:LEU:CG	1:H:324:LEU:HD11	2.20	0.71
1:E:15:ILE:HD12	1:E:92:ILE:CG2	2.17	0.71
1:E:35:MET:CG	1:E:45:ILE:HB	2.19	0.71
1:K:15:ILE:HD12	1:K:92:ILE:CG2	2.17	0.71
1:I:83:ILE:N	1:I:83:ILE:HD13	2.04	0.71
1:A:129:GLN:HB3	1:A:130:PRO:HD3	1.72	0.71
1:A:174:MET:HE3	1:A:241:LEU:CG	2.13	0.71
1:A:242:LEU:HD23	1:A:262:ILE:HG22	1.73	0.71
1:Q:376:PRO:CB	1:Q:379:ALA:CB	2.64	0.71
1:E:148:LEU:HB2	1:E:264:LEU:HD21	1.71	0.71
1:Q:125:VAL:H	2:Q:1301:DTP:HN61	1.35	0.71
1:G:120:PHE:CE1	1:G:124:ASN:OD1	2.43	0.71
1:N:284:SER:O	1:N:285:LEU:HD13	1.89	0.71
1:D:164:VAL:C	1:D:170:VAL:HG21	2.10	0.71
1:H:129:GLN:HB3	1:H:130:PRO:HD3	1.72	0.71
1:P:174:MET:HE3	1:P:241:LEU:CG	2.16	0.71
1:H:12:TYR:OH	1:H:93:LYS:HD3	1.89	0.71
1:E:97:ARG:NH1	1:E:97:ARG:HG3	2.04	0.71
1:C:19:PHE:CZ	1:C:92:ILE:CD1	2.73	0.71
1:L:39:ILE:N	1:L:75:LYS:HZ1	1.88	0.71
1:D:35:MET:CE	1:D:40:LEU:CD1	2.59	0.71
1:O:376:PRO:HG2	1:O:470:HIS:CD2	2.25	0.71
1:K:411:VAL:HA	1:K:422:ILE:HG23	1.70	0.71
1:K:120:PHE:CE1	1:K:124:ASN:OD1	2.43	0.71
1:K:129:GLN:HB3	1:K:130:PRO:HD3	1.72	0.71
1:K:148:LEU:HB2	1:K:264:LEU:HD21	1.71	0.71
1:E:120:PHE:CE1	1:E:124:ASN:OD1	2.43	0.71
1:G:125:VAL:H	2:G:1301:DTP:HN61	1.35	0.71
1:D:94:THR:O	1:D:98:GLN:HB2	1.88	0.71
1:I:64:THR:O	1:I:67:SER:HB3	1.90	0.71

Continued on next page...

Continued from previous page...

Atom-1	Atom-2	Interatomic distance (Å)	Clash overlap (Å)
1:J:246:ASN:O	1:J:247:VAL:C	2.28	0.71
1:J:284:SER:O	1:J:285:LEU:HD13	1.89	0.71
1:L:134:LEU:HD21	1:L:164:VAL:HG21	0.78	0.71
1:D:148:LEU:HB2	1:D:264:LEU:HD21	1.71	0.71
1:P:12:TYR:OH	1:P:93:LYS:HD3	1.89	0.71
1:K:35:MET:CG	1:K:45:ILE:HB	2.19	0.71
1:M:19:PHE:CZ	1:M:92:ILE:CD1	2.73	0.71
1:G:376:PRO:CB	1:G:379:ALA:CB	2.64	0.71
1:E:129:GLN:HB3	1:E:130:PRO:HD3	1.72	0.71
1:C:148:LEU:HB2	1:C:264:LEU:HD21	1.71	0.71
1:D:94:THR:O	1:D:98:GLN:HG3	1.86	0.71
1:A:120:PHE:CE1	1:A:124:ASN:OD1	2.43	0.71
1:H:235:LYS:HE3	1:H:235:LYS:CA	2.20	0.71
1:E:64:THR:O	1:E:67:SER:HB3	1.90	0.71
1:M:354:GLU:O	1:M:357:LEU:HB2	1.90	0.71
1:F:125:VAL:H	2:F:1301:DTP:HN61	1.35	0.71
1:P:129:GLN:HB3	1:P:130:PRO:HD3	1.72	0.71
1:I:354:GLU:O	1:I:357:LEU:HB2	1.90	0.71
1:L:15:ILE:HD12	1:L:92:ILE:CG2	2.17	0.71
1:D:15:ILE:HD12	1:D:92:ILE:CG2	2.17	0.71
1:G:376:PRO:HG2	1:G:470:HIS:CD2	2.25	0.71
1:M:129:GLN:HB3	1:M:130:PRO:HD3	1.72	0.71
1:L:94:THR:O	1:L:98:GLN:HB2	1.88	0.71
1:P:235:LYS:CA	1:P:235:LYS:HE3	2.20	0.71
1:N:64:THR:O	1:N:67:SER:HB3	1.90	0.71
1:K:64:THR:O	1:K:67:SER:HB3	1.90	0.71
1:O:64:THR:O	1:O:67:SER:HB3	1.90	0.71
1:D:57:GLY:O	1:D:58:THR:C	2.26	0.71
1:N:134:LEU:HD21	1:N:164:VAL:HG21	0.78	0.71
1:N:301:LEU:CG	1:N:324:LEU:HD11	2.20	0.71
1:L:297:VAL:CG1	1:L:324:LEU:CD2	2.69	0.71
1:D:297:VAL:CG1	1:D:324:LEU:CD2	2.69	0.71
1:F:120:PHE:CE1	1:F:124:ASN:OD1	2.43	0.71
1:K:97:ARG:NH1	1:K:97:ARG:HG3	2.04	0.71
1:C:88:LEU:CD1	1:O:87:PHE:CE2	2.66	0.71
1:A:297:VAL:CG1	1:A:324:LEU:CD2	2.69	0.71
1:Q:376:PRO:HG2	1:Q:470:HIS:CD2	2.25	0.71
1:K:164:VAL:C	1:K:170:VAL:HG21	2.10	0.71
1:K:297:VAL:CG1	1:K:324:LEU:CD2	2.69	0.71
1:E:297:VAL:CG1	1:E:324:LEU:CD2	2.69	0.71
1:O:129:GLN:HB3	1:O:130:PRO:HD3	1.72	0.71

Continued on next page...

Continued from previous page...

Atom-1	Atom-2	Interatomic distance (Å)	Clash overlap (Å)
1:J:134:LEU:HD21	1:J:164:VAL:HG21	0.78	0.71
1:J:301:LEU:CG	1:J:324:LEU:HD11	2.20	0.71
1:D:134:LEU:HD21	1:D:164:VAL:HG21	0.78	0.71
1:D:246:ASN:O	1:D:247:VAL:C	2.28	0.71
1:C:354:GLU:O	1:C:357:LEU:HB2	1.90	0.71
1:H:174:MET:HE1	1:H:241:LEU:CD2	2.12	0.71
1:F:143:PRO:HA	1:F:261:LYS:HG2	1.73	0.71
1:F:297:VAL:CG1	1:F:324:LEU:CD2	2.69	0.71
1:P:134:LEU:HD21	1:P:164:VAL:HG21	0.78	0.71
1:O:354:GLU:O	1:O:357:LEU:HB2	1.90	0.71
1:A:143:PRO:HA	1:A:261:LYS:HG2	1.73	0.71
1:A:164:VAL:C	1:A:170:VAL:HG21	2.10	0.71
1:Q:164:VAL:C	1:Q:170:VAL:HG21	2.10	0.71
1:C:129:GLN:HB3	1:C:130:PRO:HD3	1.72	0.71
1:M:148:LEU:HB2	1:M:264:LEU:HD21	1.71	0.71
1:L:94:THR:O	1:L:98:GLN:HG3	1.86	0.71
1:J:64:THR:O	1:J:67:SER:HB3	1.90	0.71
1:O:310:GLN:O	1:O:313:PRO:CB	2.39	0.71
1:I:310:GLN:O	1:I:313:PRO:CB	2.39	0.71
1:L:57:GLY:O	1:L:58:THR:C	2.26	0.71
1:L:246:ASN:O	1:L:247:VAL:C	2.28	0.71
1:P:39:ILE:N	1:P:75:LYS:HZ1	1.88	0.71
1:E:164:VAL:C	1:E:170:VAL:HG21	2.10	0.71
1:I:129:GLN:HB3	1:I:130:PRO:HD3	1.72	0.71
1:P:310:GLN:O	1:P:313:PRO:CB	2.39	0.71
1:F:164:VAL:C	1:F:170:VAL:HG21	2.10	0.71
1:Q:174:MET:HE1	1:Q:241:LEU:CD2	2.05	0.71
1:G:97:ARG:HG3	1:G:97:ARG:NH1	2.04	0.71
1:H:83:ILE:HD13	1:H:83:ILE:N	2.04	0.71
1:J:354:GLU:O	1:J:357:LEU:HB2	1.90	0.71
1:E:376:PRO:HG2	1:E:470:HIS:CD2	2.25	0.71
1:K:376:PRO:HG2	1:K:470:HIS:CD2	2.25	0.71
1:G:164:VAL:C	1:G:170:VAL:HG21	2.10	0.71
1:H:94:THR:O	1:H:98:GLN:HG3	1.86	0.71
1:C:235:LYS:HE3	1:C:235:LYS:CA	2.20	0.71
1:H:310:GLN:O	1:H:313:PRO:CB	2.39	0.71
1:C:97:ARG:NH1	1:C:97:ARG:HG3	2.04	0.70
1:F:35:MET:CG	1:F:45:ILE:HB	2.19	0.70
1:C:297:VAL:CG1	1:C:324:LEU:CD2	2.69	0.70
1:M:297:VAL:CG1	1:M:324:LEU:CD2	2.69	0.70
1:Q:64:THR:O	1:Q:67:SER:HB3	1.90	0.70

Continued on next page...

Continued from previous page...

Atom-1	Atom-2	Interatomic distance (Å)	Clash overlap (Å)
1:O:57:GLY:O	1:O:58:THR:C	2.26	0.70
1:H:134:LEU:HD21	1:H:164:VAL:HG21	0.78	0.70
1:P:164:VAL:C	1:P:170:VAL:HG21	2.10	0.70
1:K:190:GLU:HA	1:K:217:ILE:HD11	1.69	0.70
1:Q:97:ARG:HG3	1:Q:97:ARG:NH1	2.04	0.70
1:P:19:PHE:HE2	1:P:92:ILE:HA	1.56	0.70
1:P:83:ILE:HD13	1:P:83:ILE:N	2.04	0.70
1:H:19:PHE:HE2	1:H:92:ILE:HA	1.56	0.70
1:N:354:GLU:O	1:N:357:LEU:HB2	1.90	0.70
1:I:87:PHE:CE2	1:M:88:LEU:CD1	2.66	0.70
1:M:235:LYS:HE3	1:M:235:LYS:CA	2.20	0.70
1:L:310:GLN:O	1:L:313:PRO:CB	2.39	0.70
1:D:310:GLN:O	1:D:313:PRO:CB	2.39	0.70
1:F:148:LEU:HB2	1:F:264:LEU:HD21	1.71	0.70
1:Q:190:GLU:CB	1:Q:217:ILE:HD12	2.16	0.70
1:M:190:GLU:HA	1:M:217:ILE:HD11	1.69	0.70
1:E:25:ASP:OD1	1:Q:86:LYS:CG	2.37	0.70
1:P:39:ILE:HA	1:P:72:MET:CG	2.16	0.70
1:C:35:MET:CG	1:C:45:ILE:HB	2.19	0.70
1:A:35:MET:CG	1:A:45:ILE:HB	2.19	0.70
1:J:19:PHE:CZ	1:J:92:ILE:CD1	2.73	0.70
1:N:15:ILE:HD12	1:N:92:ILE:CG2	2.17	0.70
1:E:385:LEU:HD21	1:E:449:ILE:HD12	1.74	0.70
1:K:385:LEU:HD21	1:K:449:ILE:HD12	1.74	0.70
1:M:491:PHE:HA	1:M:576:GLU:HG2	1.73	0.70
1:H:357:LEU:HD13	1:H:430:LYS:HE2	1.68	0.70
1:D:125:VAL:N	2:D:1301:DTP:N6	2.33	0.70
1:H:164:VAL:C	1:H:170:VAL:HG21	2.10	0.70
1:H:297:VAL:CG1	1:H:324:LEU:CD2	2.69	0.70
1:P:297:VAL:CG1	1:P:324:LEU:CD2	2.69	0.70
1:N:190:GLU:HA	1:N:217:ILE:HD11	1.69	0.70
1:M:97:ARG:HG3	1:M:97:ARG:NH1	2.04	0.70
1:I:97:ARG:HG3	1:I:97:ARG:NH1	2.04	0.70
1:A:148:LEU:HB2	1:A:264:LEU:HD21	1.71	0.70
1:N:19:PHE:CZ	1:N:92:ILE:CD1	2.73	0.70
1:P:376:PRO:CB	1:P:379:ALA:HB2	2.21	0.70
1:G:64:THR:O	1:G:67:SER:HB3	1.90	0.70
1:M:310:GLN:O	1:M:313:PRO:CB	2.39	0.70
1:I:57:GLY:O	1:I:58:THR:C	2.26	0.70
1:C:491:PHE:HA	1:C:576:GLU:HG2	1.73	0.70
1:P:350:THR:O	1:P:353:ILE:HG23	1.90	0.70

Continued on next page...

Continued from previous page...

Atom-1	Atom-2	Interatomic distance (Å)	Clash overlap (Å)
1:L:190:GLU:HA	1:L:217:ILE:HD11	1.69	0.70
1:L:125:VAL:N	2:L:1301:DTP:N6	2.33	0.70
1:F:284:SER:OG	1:F:285:LEU:N	2.25	0.70
1:H:39:ILE:HA	1:H:72:MET:CG	2.16	0.70
1:N:357:LEU:HD13	1:N:430:LYS:HZ1	1.55	0.70
1:M:35:MET:CG	1:M:45:ILE:HB	2.19	0.70
1:O:97:ARG:HD2	1:O:97:ARG:N	2.02	0.70
1:H:376:PRO:CB	1:H:379:ALA:HB2	2.21	0.70
1:Q:284:SER:OG	1:Q:285:LEU:N	2.25	0.70
1:Q:297:VAL:CG1	1:Q:324:LEU:CD2	2.69	0.70
1:G:297:VAL:CG1	1:G:324:LEU:CD2	2.69	0.70
1:I:297:VAL:CG1	1:I:324:LEU:CD2	2.69	0.70
1:O:297:VAL:CG1	1:O:324:LEU:CD2	2.69	0.70
1:P:94:THR:O	1:P:98:GLN:HG3	1.86	0.70
1:F:310:GLN:O	1:F:313:PRO:CB	2.39	0.70
1:C:310:GLN:O	1:C:313:PRO:CB	2.39	0.70
1:H:269:LYS:O	1:H:269:LYS:HD2	1.92	0.70
1:P:269:LYS:O	1:P:269:LYS:HD2	1.92	0.70
1:E:190:GLU:HA	1:E:217:ILE:HD11	1.69	0.70
1:Q:12:TYR:OH	1:Q:93:LYS:HD3	1.89	0.70
1:G:86:LYS:CG	1:K:25:ASP:OD1	2.37	0.70
1:J:190:GLU:HA	1:J:217:ILE:HD11	1.69	0.70
1:E:82:ARG:O	1:E:82:ARG:NE	2.25	0.70
1:C:82:ARG:NE	1:C:82:ARG:O	2.25	0.70
1:M:82:ARG:O	1:M:82:ARG:NE	2.25	0.70
1:I:25:ASP:OD1	1:M:86:LYS:CG	2.37	0.70
1:M:97:ARG:HD2	1:M:97:ARG:N	2.02	0.70
1:I:97:ARG:N	1:I:97:ARG:HD2	2.02	0.70
1:L:82:ARG:NE	1:L:82:ARG:O	2.25	0.70
1:D:82:ARG:O	1:D:82:ARG:NE	2.25	0.70
1:A:284:SER:OG	1:A:285:LEU:N	2.25	0.70
1:G:284:SER:OG	1:G:285:LEU:N	2.25	0.70
1:Q:310:GLN:O	1:Q:313:PRO:CB	2.39	0.70
1:A:310:GLN:O	1:A:313:PRO:CB	2.39	0.70
1:J:491:PHE:HA	1:J:576:GLU:HG2	1.73	0.70
1:J:310:GLN:O	1:J:313:PRO:CB	2.39	0.70
1:J:174:MET:HE3	1:J:241:LEU:CG	2.15	0.70
1:P:357:LEU:HD13	1:P:430:LYS:HE2	1.68	0.70
1:H:350:THR:O	1:H:353:ILE:HG23	1.90	0.70
1:C:190:GLU:HA	1:C:217:ILE:HD11	1.69	0.70
1:G:190:GLU:CB	1:G:217:ILE:HD12	2.16	0.70

Continued on next page...

Continued from previous page...

Atom-1	Atom-2	Interatomic distance (Å)	Clash overlap (Å)
1:G:190:GLU:HA	1:G:217:ILE:HD11	1.69	0.70
1:G:12:TYR:OH	1:G:93:LYS:HD3	1.89	0.70
1:G:82:ARG:NE	1:G:82:ARG:O	2.25	0.70
1:E:39:ILE:CD1	1:E:76:PHE:CB	2.61	0.70
1:K:39:ILE:CD1	1:K:76:PHE:CB	2.61	0.70
1:K:82:ARG:NE	1:K:82:ARG:O	2.25	0.70
1:C:82:ARG:NH2	1:C:86:LYS:HD3	1.98	0.70
1:C:86:LYS:CG	1:O:25:ASP:OD1	2.37	0.70
1:F:82:ARG:O	1:F:82:ARG:NE	2.25	0.70
1:A:82:ARG:NE	1:A:82:ARG:O	2.25	0.70
1:O:97:ARG:HG3	1:O:97:ARG:NH1	2.04	0.70
1:H:25:ASP:OD1	1:L:86:LYS:CG	2.37	0.70
1:E:376:PRO:CB	1:E:379:ALA:HB2	2.21	0.70
1:E:284:SER:OG	1:E:285:LEU:N	2.25	0.70
1:O:134:LEU:HD21	1:O:164:VAL:HG21	0.78	0.70
1:D:385:LEU:HD21	1:D:449:ILE:HD12	1.74	0.70
1:N:491:PHE:HA	1:N:576:GLU:HG2	1.73	0.70
1:G:310:GLN:O	1:G:313:PRO:CB	2.39	0.70
1:N:310:GLN:O	1:N:313:PRO:CB	2.39	0.70
1:O:491:PHE:HA	1:O:576:GLU:HG2	1.73	0.70
1:N:297:VAL:CG1	1:N:324:LEU:CD2	2.69	0.70
1:J:143:PRO:HA	1:J:261:LYS:HG2	1.73	0.70
1:J:297:VAL:CG1	1:J:324:LEU:CD2	2.69	0.70
1:Q:82:ARG:NE	1:Q:82:ARG:O	2.25	0.70
1:M:83:ILE:HD13	1:M:83:ILE:N	2.04	0.70
1:G:350:THR:C	1:G:353:ILE:CG2	2.13	0.70
1:D:86:LYS:CG	1:P:25:ASP:OD1	2.37	0.70
1:K:284:SER:OG	1:K:285:LEU:N	2.25	0.70
1:M:287:HIS:CD2	1:M:289:SER:H	2.05	0.70
1:L:385:LEU:HD21	1:L:449:ILE:HD12	1.74	0.70
1:A:385:LEU:HD21	1:A:449:ILE:HD12	1.74	0.70
1:K:310:GLN:O	1:K:313:PRO:CB	2.39	0.70
1:I:491:PHE:HA	1:I:576:GLU:HG2	1.73	0.70
1:N:174:MET:HE3	1:N:241:LEU:CG	2.16	0.70
1:D:190:GLU:HA	1:D:217:ILE:HD11	1.69	0.70
1:E:174:MET:HE3	1:E:241:LEU:CG	2.16	0.70
1:A:190:GLU:HA	1:A:217:ILE:HD11	1.69	0.70
1:P:284:SER:OG	1:P:285:LEU:N	2.25	0.70
1:Q:350:THR:C	1:Q:353:ILE:CG2	2.13	0.70
1:C:97:ARG:N	1:C:97:ARG:HD2	2.02	0.70
1:M:19:PHE:HE2	1:M:92:ILE:HA	1.56	0.70

Continued on next page...

Continued from previous page...

Atom-1	Atom-2	Interatomic distance (Å)	Clash overlap (Å)
1:C:287:HIS:CD2	1:C:289:SER:H	2.05	0.70
1:F:385:LEU:HD21	1:F:449:ILE:HD12	1.74	0.70
1:A:135:ARG:HG3	1:A:135:ARG:NH1	2.07	0.70
1:H:491:PHE:HA	1:H:576:GLU:HG2	1.73	0.70
1:N:143:PRO:HA	1:N:261:LYS:HG2	1.73	0.70
1:N:287:HIS:CD2	1:N:289:SER:H	2.05	0.70
1:M:143:PRO:HA	1:M:261:LYS:HG2	1.73	0.70
1:C:143:PRO:HA	1:C:261:LYS:HG2	1.73	0.70
1:L:143:PRO:HA	1:L:261:LYS:HG2	1.73	0.70
1:H:143:PRO:HA	1:H:261:LYS:HG2	1.73	0.70
1:H:284:SER:OG	1:H:285:LEU:N	2.25	0.70
1:P:143:PRO:HA	1:P:261:LYS:HG2	1.73	0.70
1:P:304:TYR:HH	1:P:325:SER:HG	1.36	0.70
1:Q:190:GLU:HA	1:Q:217:ILE:HD11	1.69	0.70
1:C:19:PHE:HE2	1:C:92:ILE:HA	1.56	0.70
1:C:39:ILE:HA	1:C:72:MET:CG	2.16	0.70
1:C:42:LYS:C	1:C:45:ILE:CG2	2.60	0.70
1:M:42:LYS:C	1:M:45:ILE:CG2	2.60	0.70
1:J:35:MET:HE3	1:J:40:LEU:CD1	2.13	0.70
1:J:82:ARG:O	1:J:82:ARG:NE	2.25	0.70
1:I:134:LEU:HD21	1:I:164:VAL:HG21	0.78	0.70
1:G:385:LEU:HD21	1:G:449:ILE:HD12	1.74	0.70
1:F:135:ARG:HG3	1:F:135:ARG:NH1	2.07	0.70
1:P:135:ARG:HG3	1:P:135:ARG:NH1	2.07	0.70
1:E:310:GLN:O	1:E:313:PRO:CB	2.39	0.70
1:P:491:PHE:HA	1:P:576:GLU:HG2	1.73	0.70
1:J:269:LYS:HD2	1:J:269:LYS:O	1.92	0.69
1:J:287:HIS:CD2	1:J:289:SER:H	2.05	0.69
1:I:143:PRO:HA	1:I:261:LYS:HG2	1.73	0.69
1:O:143:PRO:HA	1:O:261:LYS:HG2	1.73	0.69
1:D:143:PRO:HA	1:D:261:LYS:HG2	1.73	0.69
1:K:174:MET:HE3	1:K:241:LEU:CG	2.16	0.69
1:H:157:LYS:HG3	2:H:1301:DTP:O2B	1.92	0.69
1:F:190:GLU:HA	1:F:217:ILE:HD11	1.69	0.69
1:P:157:LYS:HG3	2:P:1301:DTP:O1B	1.92	0.69
1:C:83:ILE:N	1:C:83:ILE:HD13	2.04	0.69
1:C:16:LEU:CD1	1:C:92:ILE:HD13	2.22	0.69
1:A:97:ARG:HD2	1:A:97:ARG:N	2.02	0.69
1:A:174:MET:HE1	1:A:241:LEU:CD2	2.12	0.69
1:N:82:ARG:O	1:N:82:ARG:NE	2.25	0.69
1:Q:269:LYS:O	1:Q:269:LYS:HD2	1.92	0.69

Continued on next page...

Continued from previous page...

Atom-1	Atom-2	Interatomic distance (Å)	Clash overlap (Å)
1:F:235:LYS:HE3	1:F:235:LYS:CA	2.20	0.69
1:Q:385:LEU:HD21	1:Q:449:ILE:HD12	1.74	0.69
1:H:135:ARG:HG3	1:H:135:ARG:NH1	2.07	0.69
1:N:269:LYS:HD2	1:N:269:LYS:O	1.92	0.69
1:Q:81:LEU:CD1	1:Q:88:LEU:HD22	2.22	0.69
1:G:81:LEU:CD1	1:G:88:LEU:HD22	2.22	0.69
1:M:82:ARG:NH2	1:M:86:LYS:HD3	1.98	0.69
1:M:16:LEU:CD1	1:M:92:ILE:HD13	2.22	0.69
1:O:42:LYS:C	1:O:45:ILE:HG22	2.13	0.69
1:O:16:LEU:CD1	1:O:92:ILE:HD13	2.22	0.69
1:I:16:LEU:CD1	1:I:92:ILE:HD13	2.22	0.69
1:H:81:LEU:CD1	1:H:88:LEU:HD22	2.22	0.69
1:J:42:LYS:C	1:J:45:ILE:HG22	2.13	0.69
1:N:42:LYS:C	1:N:45:ILE:HG22	2.13	0.69
1:A:376:PRO:CB	1:A:379:ALA:CB	2.64	0.69
1:N:376:PRO:CB	1:N:379:ALA:HB2	2.21	0.69
1:G:285:LEU:HD22	1:G:285:LEU:N	2.06	0.69
1:G:269:LYS:HD2	1:G:269:LYS:O	1.92	0.69
1:C:357:LEU:HD13	1:C:430:LYS:HE2	1.68	0.69
1:Q:16:LEU:CD1	1:Q:92:ILE:HD13	2.22	0.69
1:P:42:LYS:C	1:P:45:ILE:CG2	2.60	0.69
1:D:88:LEU:CD1	1:P:87:PHE:CE2	2.66	0.69
1:H:42:LYS:C	1:H:45:ILE:CG2	2.60	0.69
1:H:35:MET:CG	1:H:45:ILE:HB	2.19	0.69
1:E:42:LYS:C	1:E:45:ILE:HG22	2.13	0.69
1:K:42:LYS:C	1:K:45:ILE:HG22	2.13	0.69
1:K:16:LEU:CD1	1:K:92:ILE:HD13	2.22	0.69
1:F:97:ARG:N	1:F:97:ARG:HD2	2.02	0.69
1:A:42:LYS:C	1:A:45:ILE:HG22	2.13	0.69
1:I:42:LYS:C	1:I:45:ILE:HG22	2.13	0.69
1:P:81:LEU:CD1	1:P:88:LEU:HD22	2.22	0.69
1:J:376:PRO:CB	1:J:379:ALA:HB2	2.21	0.69
1:Q:157:LYS:HG3	2:Q:1301:DTP:O1B	1.92	0.69
1:Q:285:LEU:N	1:Q:285:LEU:HD22	2.06	0.69
1:I:157:LYS:HG3	2:I:1301:DTP:O2B	1.92	0.69
1:G:94:THR:O	1:G:98:GLN:HG3	1.86	0.69
1:E:143:PRO:HA	1:E:261:LYS:HG2	1.73	0.69
1:A:188:SER:HB3	1:A:191:THR:HG23	1.75	0.69
1:G:16:LEU:CD1	1:G:92:ILE:HD13	2.22	0.69
1:D:81:LEU:CD1	1:D:88:LEU:HD22	2.22	0.69
1:H:82:ARG:NE	1:H:82:ARG:O	2.25	0.69

Continued on next page...

Continued from previous page...

Atom-1	Atom-2	Interatomic distance (Å)	Clash overlap (Å)
1:L:81:LEU:CD1	1:L:88:LEU:HD22	2.22	0.69
1:E:16:LEU:CD1	1:E:92:ILE:HD13	2.22	0.69
1:K:72:MET:O	1:K:73:VAL:C	2.31	0.69
1:M:39:ILE:HA	1:M:72:MET:CG	2.16	0.69
1:F:42:LYS:C	1:F:45:ILE:HG22	2.13	0.69
1:F:16:LEU:CD1	1:F:92:ILE:HD13	2.22	0.69
1:F:81:LEU:CD1	1:F:88:LEU:HD22	2.22	0.69
1:N:376:PRO:CB	1:N:379:ALA:CB	2.64	0.69
1:G:157:LYS:HG3	2:G:1301:DTP:O2B	1.92	0.69
1:A:235:LYS:CA	1:A:235:LYS:HE3	2.20	0.69
1:P:488:ARG:HG2	1:P:488:ARG:HH11	1.58	0.69
1:D:491:PHE:HA	1:D:576:GLU:HG2	1.73	0.69
1:D:188:SER:HB3	1:D:191:THR:HG23	1.75	0.69
1:F:188:SER:HB3	1:F:191:THR:HG23	1.75	0.69
1:F:174:MET:HE1	1:F:241:LEU:CD2	2.12	0.69
1:Q:42:LYS:C	1:Q:45:ILE:CG2	2.60	0.69
1:G:42:LYS:C	1:G:45:ILE:HG22	2.13	0.69
1:P:35:MET:CG	1:P:45:ILE:HB	2.19	0.69
1:P:82:ARG:NE	1:P:82:ARG:O	2.25	0.69
1:A:81:LEU:CD1	1:A:88:LEU:HD22	2.22	0.69
1:A:16:LEU:CD1	1:A:92:ILE:HD13	2.22	0.69
1:F:376:PRO:CB	1:F:379:ALA:CB	2.64	0.69
1:K:269:LYS:O	1:K:269:LYS:HD2	1.92	0.69
1:E:269:LYS:O	1:E:269:LYS:HD2	1.92	0.69
1:M:285:LEU:HD22	1:M:285:LEU:N	2.06	0.69
1:M:125:VAL:H	2:M:1301:DTP:HN61	1.35	0.69
1:C:125:VAL:H	2:C:1301:DTP:HN61	1.35	0.69
1:M:385:LEU:HD21	1:M:449:ILE:HD12	1.74	0.69
1:H:488:ARG:HH11	1:H:488:ARG:HG2	1.58	0.69
1:L:188:SER:HB3	1:L:191:THR:HG23	1.75	0.69
1:K:143:PRO:HA	1:K:261:LYS:HG2	1.73	0.69
1:Q:42:LYS:C	1:Q:45:ILE:HG22	2.13	0.69
1:G:42:LYS:C	1:G:45:ILE:CG2	2.60	0.69
1:A:350:THR:O	1:A:353:ILE:HG23	1.90	0.69
1:E:72:MET:O	1:E:73:VAL:C	2.31	0.69
1:I:19:PHE:CZ	1:I:92:ILE:CD1	2.73	0.69
1:I:72:MET:O	1:I:73:VAL:C	2.31	0.69
1:A:276:SER:HB3	1:K:122:LYS:HB2	1.75	0.69
1:E:122:LYS:HB2	1:F:276:SER:HB3	1.75	0.69
1:C:285:LEU:HD22	1:C:285:LEU:N	2.06	0.69
1:I:269:LYS:HD2	1:I:269:LYS:O	1.92	0.69

Continued on next page...

Continued from previous page...

Atom-1	Atom-2	Interatomic distance (Å)	Clash overlap (Å)
1:I:326:ILE:HD11	1:I:348:LYS:HB3	1.74	0.69
1:O:164:VAL:C	1:O:170:VAL:HG21	2.10	0.69
1:E:106:TYR:CE1	1:E:110:ARG:HB2	2.28	0.69
1:K:106:TYR:CE1	1:K:110:ARG:HB2	2.28	0.69
1:C:385:LEU:HD21	1:C:449:ILE:HD12	1.74	0.69
1:L:491:PHE:HA	1:L:576:GLU:HG2	1.73	0.69
1:E:491:PHE:HA	1:E:576:GLU:HG2	1.73	0.69
1:K:491:PHE:HA	1:K:576:GLU:HG2	1.73	0.69
1:G:188:SER:HB3	1:G:191:THR:HG23	1.75	0.69
1:F:350:THR:O	1:F:353:ILE:HG23	1.90	0.69
1:K:26:ASN:HD22	1:K:26:ASN:N	1.90	0.69
1:H:87:PHE:CE2	1:L:88:LEU:CD1	2.66	0.69
1:L:26:ASN:HD22	1:L:26:ASN:N	1.90	0.69
1:F:39:ILE:N	1:F:75:LYS:HZ1	1.91	0.69
1:O:19:PHE:HE2	1:O:92:ILE:HA	1.56	0.69
1:O:72:MET:O	1:O:73:VAL:C	2.31	0.69
1:J:42:LYS:C	1:J:45:ILE:CG2	2.60	0.69
1:J:25:ASP:OD1	1:N:86:LYS:CG	2.37	0.69
1:E:292:LEU:CD1	1:E:319:THR:HG22	2.16	0.69
1:O:326:ILE:HD11	1:O:348:LYS:HB3	1.74	0.69
1:J:488:ARG:HB3	1:J:491:PHE:HB2	1.75	0.69
1:K:488:ARG:HG2	1:K:488:ARG:HH11	1.58	0.69
1:N:156:GLY:HA2	2:N:1301:DTP:O5'	1.93	0.69
1:J:156:GLY:HA2	2:J:1301:DTP:O5'	1.93	0.69
1:J:326:ILE:HD11	1:J:348:LYS:HB3	1.74	0.69
1:L:287:HIS:CD2	1:L:289:SER:H	2.05	0.69
1:M:357:LEU:HD13	1:M:430:LYS:HE2	1.68	0.69
1:H:156:GLY:HA2	2:H:1301:DTP:O5'	1.93	0.69
1:H:148:LEU:CD1	1:H:264:LEU:CD2	2.71	0.69
1:P:156:GLY:HA2	2:P:1301:DTP:O5'	1.93	0.69
1:P:148:LEU:CD1	1:P:264:LEU:CD2	2.71	0.69
1:Q:188:SER:HB3	1:Q:191:THR:HG23	1.75	0.69
1:Q:143:PRO:HA	1:Q:261:LYS:HG2	1.73	0.69
1:E:26:ASN:HD22	1:E:26:ASN:N	1.90	0.69
1:G:35:MET:CG	1:G:45:ILE:HB	2.19	0.69
1:D:26:ASN:N	1:D:26:ASN:HD22	1.90	0.69
1:G:174:MET:HE3	1:G:241:LEU:CG	2.15	0.69
1:E:42:LYS:C	1:E:45:ILE:CG2	2.60	0.69
1:E:86:LYS:CG	1:Q:25:ASP:OD1	2.37	0.69
1:G:25:ASP:OD1	1:K:86:LYS:CG	2.37	0.69
1:O:81:LEU:CD1	1:O:88:LEU:HD22	2.22	0.69

Continued on next page...

Continued from previous page...

Atom-1	Atom-2	Interatomic distance (Å)	Clash overlap (Å)
1:I:81:LEU:CD1	1:I:88:LEU:HD22	2.22	0.69
1:A:39:ILE:N	1:A:75:LYS:HZ1	1.91	0.69
1:O:19:PHE:CZ	1:O:92:ILE:CD1	2.73	0.69
1:I:82:ARG:O	1:I:82:ARG:NE	2.25	0.69
1:I:19:PHE:HE2	1:I:92:ILE:HA	1.56	0.69
1:J:86:LYS:CG	1:N:25:ASP:OD1	2.37	0.69
1:N:42:LYS:C	1:N:45:ILE:CG2	2.60	0.69
1:N:35:MET:CE	1:N:40:LEU:CD1	2.59	0.69
1:N:16:LEU:CD1	1:N:92:ILE:HD13	2.22	0.69
1:H:385:LEU:HD21	1:H:449:ILE:HD12	1.74	0.69
1:P:385:LEU:HD21	1:P:449:ILE:HD12	1.74	0.69
1:A:376:PRO:CB	1:A:379:ALA:HB2	2.21	0.69
1:J:376:PRO:CB	1:J:379:ALA:CB	2.64	0.69
1:K:292:LEU:CD1	1:K:319:THR:HG22	2.16	0.69
1:M:376:PRO:CB	1:M:379:ALA:CB	2.64	0.69
1:Q:148:LEU:HD23	1:Q:282:HIS:CD2	2.28	0.69
1:M:134:LEU:HD21	1:M:164:VAL:HG21	0.78	0.69
1:I:106:TYR:CE1	1:I:110:ARG:HB2	2.28	0.69
1:I:156:GLY:HA2	2:I:1301:DTP:O5'	1.93	0.69
1:I:164:VAL:C	1:I:170:VAL:HG21	2.10	0.69
1:O:106:TYR:CE1	1:O:110:ARG:HB2	2.28	0.69
1:O:156:GLY:HA2	2:O:1301:DTP:O5'	1.93	0.69
1:O:269:LYS:O	1:O:269:LYS:HD2	1.92	0.69
1:Q:110:ARG:NH1	1:Q:110:ARG:HG3	1.97	0.69
1:G:148:LEU:HD23	1:G:282:HIS:CD2	2.28	0.69
1:Q:94:THR:O	1:Q:98:GLN:HG3	1.86	0.69
1:N:488:ARG:HB3	1:N:491:PHE:HB2	1.75	0.69
1:E:488:ARG:HH11	1:E:488:ARG:HG2	1.58	0.69
1:F:60:ARG:HG2	1:F:60:ARG:NH1	2.08	0.69
1:F:60:ARG:HH11	1:F:60:ARG:HG2	1.57	0.69
1:A:60:ARG:HH11	1:A:60:ARG:HG2	1.57	0.69
1:A:60:ARG:NH1	1:A:60:ARG:HG2	2.08	0.69
1:K:14:ASP:OD1	1:K:14:ASP:N	2.26	0.69
1:F:488:ARG:HG2	1:F:488:ARG:HH11	1.58	0.69
1:E:14:ASP:N	1:E:14:ASP:OD1	2.26	0.69
1:N:164:VAL:C	1:N:170:VAL:HG21	2.10	0.69
1:C:174:MET:HE1	1:C:241:LEU:CD2	2.09	0.69
1:H:125:VAL:N	2:H:1301:DTP:N6	2.33	0.69
1:K:42:LYS:C	1:K:45:ILE:CG2	2.60	0.69
1:A:26:ASN:HD22	1:A:26:ASN:N	1.90	0.69
1:A:87:PHE:CE2	1:F:26:ASN:ND2	2.47	0.69

Continued on next page...

Continued from previous page...

Atom-1	Atom-2	Interatomic distance (Å)	Clash overlap (Å)
1:O:82:ARG:NE	1:O:82:ARG:O	2.25	0.69
1:J:16:LEU:CD1	1:J:92:ILE:HD13	2.22	0.69
1:G:106:TYR:CE1	1:G:110:ARG:HB2	2.28	0.69
1:C:301:LEU:CG	1:C:324:LEU:HD11	2.20	0.69
1:Q:106:TYR:CE1	1:Q:110:ARG:HB2	2.28	0.69
1:C:122:LYS:HB2	1:D:276:SER:HB3	1.75	0.69
1:Q:491:PHE:HA	1:Q:576:GLU:HG2	1.73	0.69
1:O:137:ALA:HB1	1:O:147:VAL:HG21	1.75	0.69
1:N:148:LEU:HD23	1:N:282:HIS:CD2	2.28	0.69
1:N:326:ILE:HD11	1:N:348:LYS:HB3	1.74	0.69
1:J:164:VAL:C	1:J:170:VAL:HG21	2.10	0.69
1:D:287:HIS:CD2	1:D:289:SER:H	2.05	0.69
1:H:106:TYR:CE1	1:H:110:ARG:HB2	2.28	0.69
1:P:125:VAL:N	2:P:1301:DTP:N6	2.33	0.69
1:Q:35:MET:CG	1:Q:45:ILE:HB	2.19	0.69
1:H:82:ARG:NH2	1:H:86:LYS:HD3	1.98	0.69
1:G:143:PRO:HA	1:G:261:LYS:HG2	1.73	0.69
1:E:97:ARG:CD	1:E:97:ARG:H	1.99	0.69
1:M:26:ASN:N	1:M:26:ASN:HD22	1.90	0.69
1:L:42:LYS:C	1:L:45:ILE:HG22	2.13	0.69
1:D:42:LYS:C	1:D:45:ILE:HG22	2.13	0.69
1:F:376:PRO:CB	1:F:379:ALA:HB2	2.21	0.69
1:M:301:LEU:CG	1:M:324:LEU:HD11	2.20	0.69
1:I:148:LEU:HD23	1:I:282:HIS:CD2	2.28	0.69
1:O:148:LEU:HD23	1:O:282:HIS:CD2	2.28	0.69
1:L:276:SER:HB3	1:M:122:LYS:HB2	1.75	0.69
1:C:156:GLY:HA2	2:C:1301:DTP:O5'	1.93	0.69
1:C:269:LYS:O	1:C:269:LYS:HD2	1.92	0.69
1:N:385:LEU:HD21	1:N:449:ILE:HD12	1.74	0.69
1:O:488:ARG:HB3	1:O:491:PHE:HB2	1.75	0.69
1:E:137:ALA:HB1	1:E:147:VAL:HG21	1.75	0.69
1:G:491:PHE:HA	1:G:576:GLU:HG2	1.73	0.69
1:K:137:ALA:HB1	1:K:147:VAL:HG21	1.75	0.69
1:A:488:ARG:HH11	1:A:488:ARG:HG2	1.58	0.69
1:A:137:ALA:HB1	1:A:147:VAL:HG21	1.75	0.69
1:I:137:ALA:HB1	1:I:147:VAL:HG21	1.75	0.69
1:J:148:LEU:HD23	1:J:282:HIS:CD2	2.28	0.68
1:H:148:LEU:HD23	1:H:282:HIS:CD2	2.28	0.68
1:H:285:LEU:N	1:H:285:LEU:HD22	2.06	0.68
1:H:326:ILE:HD11	1:H:348:LYS:HB3	1.74	0.68
1:F:157:LYS:HG3	2:F:1301:DTP:O2B	1.92	0.68

Continued on next page...

Continued from previous page...

Atom-1	Atom-2	Interatomic distance (Å)	Clash overlap (Å)
1:P:106:TYR:CE1	1:P:110:ARG:HB2	2.28	0.68
1:P:285:LEU:HD22	1:P:285:LEU:N	2.06	0.68
1:P:326:ILE:HD11	1:P:348:LYS:HB3	1.74	0.68
1:Q:174:MET:HE3	1:Q:241:LEU:CD1	2.24	0.68
1:P:42:LYS:C	1:P:45:ILE:HG22	2.13	0.68
1:F:26:ASN:HD22	1:F:26:ASN:N	1.90	0.68
1:C:26:ASN:N	1:C:26:ASN:HD22	1.90	0.68
1:L:42:LYS:C	1:L:45:ILE:CG2	2.60	0.68
1:D:42:LYS:C	1:D:45:ILE:CG2	2.60	0.68
1:J:375:PHE:CZ	1:J:381:ILE:CD1	2.77	0.68
1:N:375:PHE:CZ	1:N:381:ILE:CD1	2.77	0.68
1:C:106:TYR:CE1	1:C:110:ARG:HB2	2.28	0.68
1:M:106:TYR:CE1	1:M:110:ARG:HB2	2.28	0.68
1:O:148:LEU:CD1	1:O:264:LEU:CD2	2.71	0.68
1:O:287:HIS:CD2	1:O:289:SER:H	2.05	0.68
1:M:156:GLY:HA2	2:M:1301:DTP:O5'	1.93	0.68
1:M:269:LYS:HD2	1:M:269:LYS:O	1.92	0.68
1:C:148:LEU:HD23	1:C:282:HIS:CD2	2.28	0.68
1:J:385:LEU:HD21	1:J:449:ILE:HD12	1.74	0.68
1:I:488:ARG:HH11	1:I:488:ARG:HG2	1.58	0.68
1:I:488:ARG:HB3	1:I:491:PHE:HB2	1.75	0.68
1:P:137:ALA:HB1	1:P:147:VAL:HG21	1.75	0.68
1:F:137:ALA:HB1	1:F:147:VAL:HG21	1.75	0.68
1:H:137:ALA:HB1	1:H:147:VAL:HG21	1.75	0.68
1:C:137:ALA:HB1	1:C:147:VAL:HG21	1.75	0.68
1:D:157:LYS:HG3	2:D:1301:DTP:O2B	1.92	0.68
1:H:174:MET:CE	1:H:241:LEU:HD13	2.23	0.68
1:F:269:LYS:O	1:F:269:LYS:HD2	1.92	0.68
1:P:148:LEU:HD23	1:P:282:HIS:CD2	2.28	0.68
1:H:16:LEU:CD1	1:H:92:ILE:HD13	2.22	0.68
1:J:357:LEU:HD13	1:J:430:LYS:HE2	1.68	0.68
1:A:26:ASN:ND2	1:F:87:PHE:CE2	2.47	0.68
1:A:72:MET:O	1:A:73:VAL:C	2.31	0.68
1:O:42:LYS:C	1:O:45:ILE:CG2	2.60	0.68
1:O:39:ILE:CD1	1:O:76:PHE:CB	2.61	0.68
1:I:42:LYS:C	1:I:45:ILE:CG2	2.60	0.68
1:A:242:LEU:CD2	1:A:262:ILE:HG22	2.23	0.68
1:O:376:PRO:CB	1:O:379:ALA:CB	2.64	0.68
1:K:376:PRO:CB	1:K:379:ALA:CB	2.64	0.68
1:C:376:PRO:CB	1:C:379:ALA:CB	2.64	0.68
1:C:134:LEU:HD21	1:C:164:VAL:HG21	0.78	0.68

Continued on next page...

Continued from previous page...

Atom-1	Atom-2	Interatomic distance (Å)	Clash overlap (Å)
1:I:148:LEU:CD1	1:I:264:LEU:CD2	2.71	0.68
1:I:287:HIS:CD2	1:I:289:SER:H	2.05	0.68
1:M:148:LEU:HD23	1:M:282:HIS:CD2	2.28	0.68
1:J:135:ARG:NH1	1:J:135:ARG:HG3	2.07	0.68
1:N:135:ARG:NH1	1:N:135:ARG:HG3	2.07	0.68
1:I:135:ARG:NH1	1:I:135:ARG:HG3	2.07	0.68
1:G:135:ARG:NH1	1:G:135:ARG:HG3	2.07	0.68
1:L:135:ARG:HG3	1:L:135:ARG:NH1	2.07	0.68
1:D:137:ALA:HB1	1:D:147:VAL:HG21	1.75	0.68
1:O:60:ARG:NH1	1:O:60:ARG:HG2	2.08	0.68
1:M:137:ALA:HB1	1:M:147:VAL:HG21	1.75	0.68
1:G:137:ALA:HB1	1:G:147:VAL:HG21	1.75	0.68
1:N:285:LEU:N	1:N:285:LEU:HD22	2.06	0.68
1:M:174:MET:CE	1:M:241:LEU:HD13	2.23	0.68
1:C:174:MET:CE	1:C:241:LEU:HD13	2.23	0.68
1:L:148:LEU:CD1	1:L:264:LEU:CD2	2.71	0.68
1:F:174:MET:CE	1:F:241:LEU:HD13	2.23	0.68
1:P:174:MET:CE	1:P:241:LEU:HD13	2.23	0.68
1:E:81:LEU:CD1	1:E:88:LEU:HD22	2.22	0.68
1:P:16:LEU:CD1	1:P:92:ILE:HD13	2.22	0.68
1:H:42:LYS:C	1:H:45:ILE:HG22	2.13	0.68
1:Q:26:ASN:N	1:Q:26:ASN:HD22	1.90	0.68
1:K:45:ILE:HG23	1:K:46:ASP:N	2.09	0.68
1:C:42:LYS:C	1:C:45:ILE:HG22	2.13	0.68
1:M:42:LYS:C	1:M:45:ILE:HG22	2.13	0.68
1:F:42:LYS:C	1:F:45:ILE:CG2	2.60	0.68
1:F:72:MET:O	1:F:73:VAL:C	2.31	0.68
1:D:16:LEU:CD1	1:D:92:ILE:HD13	2.22	0.68
1:A:174:MET:CE	1:A:241:LEU:HD13	2.23	0.68
1:A:269:LYS:HD2	1:A:269:LYS:O	1.92	0.68
1:Q:156:GLY:HA2	2:Q:1301:DTP:O5'	1.93	0.68
1:D:135:ARG:NH1	1:D:135:ARG:HG3	2.07	0.68
1:O:488:ARG:HH11	1:O:488:ARG:HG2	1.58	0.68
1:F:491:PHE:HA	1:F:576:GLU:HG2	1.73	0.68
1:Q:137:ALA:HB1	1:Q:147:VAL:HG21	1.75	0.68
1:L:137:ALA:HB1	1:L:147:VAL:HG21	1.75	0.68
1:I:60:ARG:NH1	1:I:60:ARG:HG2	2.08	0.68
1:N:137:ALA:HB1	1:N:147:VAL:HG21	1.75	0.68
1:N:106:TYR:CE1	1:N:110:ARG:HB2	2.28	0.68
1:J:285:LEU:N	1:J:285:LEU:HD22	2.06	0.68
1:P:188:SER:HB3	1:P:191:THR:HG23	1.75	0.68

Continued on next page...

Continued from previous page...

Atom-1	Atom-2	Interatomic distance (Å)	Clash overlap (Å)
1:D:148:LEU:CD1	1:D:264:LEU:CD2	2.71	0.68
1:E:174:MET:CE	1:E:241:LEU:HD13	2.23	0.68
1:O:350:THR:O	1:O:353:ILE:HG23	1.90	0.68
1:Q:174:MET:CE	1:Q:241:LEU:HD13	2.23	0.68
1:E:26:ASN:ND2	1:Q:87:PHE:CE2	2.47	0.68
1:K:81:LEU:CD1	1:K:88:LEU:HD22	2.22	0.68
1:H:72:MET:O	1:H:73:VAL:C	2.31	0.68
1:E:45:ILE:HG23	1:E:46:ASP:N	2.09	0.68
1:A:42:LYS:C	1:A:45:ILE:CG2	2.60	0.68
1:L:376:PRO:CB	1:L:379:ALA:CB	2.64	0.68
1:L:376:PRO:CB	1:L:379:ALA:HB2	2.21	0.68
1:G:156:GLY:HA2	2:G:1301:DTP:O5'	1.93	0.68
1:C:157:LYS:HG3	2:C:1301:DTP:O2B	1.92	0.68
1:I:385:LEU:HD21	1:I:449:ILE:HD12	1.74	0.68
1:O:385:LEU:HD21	1:O:449:ILE:HD12	1.74	0.68
1:O:135:ARG:HG3	1:O:135:ARG:NH1	2.07	0.68
1:F:488:ARG:HB3	1:F:491:PHE:HB2	1.75	0.68
1:A:491:PHE:HA	1:A:576:GLU:HG2	1.73	0.68
1:A:488:ARG:HB3	1:A:491:PHE:HB2	1.75	0.68
1:J:60:ARG:NH1	1:J:60:ARG:HG2	2.08	0.68
1:J:137:ALA:HB1	1:J:147:VAL:HG21	1.75	0.68
1:J:106:TYR:CE1	1:J:110:ARG:HB2	2.28	0.68
1:P:190:GLU:CB	1:P:217:ILE:HD12	2.16	0.68
1:L:269:LYS:O	1:L:269:LYS:HD2	1.92	0.68
1:K:174:MET:CE	1:K:241:LEU:HD13	2.23	0.68
1:P:82:ARG:NH2	1:P:86:LYS:HD3	1.98	0.68
1:G:174:MET:CE	1:G:241:LEU:HD13	2.23	0.68
1:N:357:LEU:HD13	1:N:430:LYS:HE2	1.68	0.68
1:G:26:ASN:N	1:G:26:ASN:HD22	1.90	0.68
1:M:39:ILE:CD1	1:M:76:PHE:CB	2.61	0.68
1:F:39:ILE:HA	1:F:72:MET:CG	2.16	0.68
1:L:16:LEU:CD1	1:L:92:ILE:HD13	2.22	0.68
1:L:39:ILE:CD1	1:L:76:PHE:CB	2.61	0.68
1:I:376:PRO:CB	1:I:379:ALA:CB	2.64	0.68
1:K:148:LEU:CD1	1:K:264:LEU:CD2	2.71	0.68
1:K:326:ILE:HD11	1:K:348:LYS:HB3	1.74	0.68
1:E:148:LEU:CD1	1:E:264:LEU:CD2	2.71	0.68
1:E:326:ILE:HD11	1:E:348:LYS:HB3	1.74	0.68
1:Q:135:ARG:NH1	1:Q:135:ARG:HG3	2.07	0.68
1:N:60:ARG:HG2	1:N:60:ARG:NH1	2.08	0.68
1:L:60:ARG:HG2	1:L:60:ARG:HH11	1.57	0.68

Continued on next page...

Continued from previous page...

Atom-1	Atom-2	Interatomic distance (Å)	Clash overlap (Å)
1:H:188:SER:HB3	1:H:191:THR:HG23	1.75	0.68
1:L:244:LEU:N	1:L:244:LEU:HD13	2.09	0.68
1:H:120:PHE:CD1	1:H:124:ASN:HB2	2.28	0.68
1:P:120:PHE:CD1	1:P:124:ASN:HB2	2.28	0.68
1:Q:188:SER:HG	1:Q:189:PRO:HD2	1.59	0.68
1:P:72:MET:O	1:P:73:VAL:C	2.31	0.68
1:I:39:ILE:CD1	1:I:76:PHE:CB	2.61	0.68
1:L:45:ILE:HG23	1:L:46:ASP:N	2.09	0.68
1:D:45:ILE:HG23	1:D:46:ASP:N	2.09	0.68
1:N:26:ASN:N	1:N:26:ASN:HD22	1.90	0.68
1:E:376:PRO:CB	1:E:379:ALA:CB	2.64	0.68
1:K:125:VAL:N	2:K:1301:DTP:N6	2.33	0.68
1:K:148:LEU:HD23	1:K:282:HIS:CD2	2.28	0.68
1:E:125:VAL:N	2:E:1301:DTP:N6	2.33	0.68
1:E:148:LEU:HD23	1:E:282:HIS:CD2	2.28	0.68
1:C:375:PHE:CZ	1:C:381:ILE:CD1	2.77	0.68
1:Q:120:PHE:CD1	1:Q:124:ASN:HB2	2.28	0.68
1:M:488:ARG:HG2	1:M:488:ARG:HH11	1.58	0.68
1:C:488:ARG:HG2	1:C:488:ARG:HH11	1.58	0.68
1:D:60:ARG:HG2	1:D:60:ARG:HH11	1.57	0.68
1:Q:1091:UNK:CB	1:Q:1103:UNK:HA	2.24	0.68
1:G:1091:UNK:CB	1:G:1103:UNK:HA	2.24	0.68
1:O:174:MET:CE	1:O:241:LEU:HD13	2.23	0.68
1:L:174:MET:HE1	1:L:241:LEU:CD2	2.11	0.68
1:L:297:VAL:CG1	1:L:324:LEU:HD22	2.24	0.68
1:D:174:MET:CE	1:D:241:LEU:HD13	2.23	0.68
1:D:244:LEU:HD13	1:D:244:LEU:N	2.09	0.68
1:D:269:LYS:HD2	1:D:269:LYS:O	1.92	0.68
1:D:297:VAL:CG1	1:D:324:LEU:HD22	2.24	0.68
1:F:297:VAL:CG1	1:F:324:LEU:HD22	2.24	0.68
1:G:188:SER:HG	1:G:189:PRO:HD2	1.59	0.68
1:G:87:PHE:CE2	1:K:26:ASN:ND2	2.47	0.68
1:D:25:ASP:OD1	1:P:86:LYS:CG	2.37	0.68
1:C:45:ILE:HG23	1:C:46:ASP:N	2.09	0.68
1:N:188:SER:HB3	1:N:191:THR:HG23	1.75	0.68
1:A:39:ILE:HA	1:A:72:MET:CG	2.16	0.68
1:P:26:ASN:N	1:P:26:ASN:HD22	1.90	0.68
1:A:297:VAL:CG1	1:A:324:LEU:HD22	2.24	0.68
1:K:297:VAL:CG1	1:K:324:LEU:HD22	2.24	0.68
1:D:376:PRO:CB	1:D:379:ALA:CB	2.64	0.68
1:D:376:PRO:CB	1:D:379:ALA:HB2	2.21	0.68

Continued on next page...

Continued from previous page...

Atom-1	Atom-2	Interatomic distance (Å)	Clash overlap (Å)
1:E:297:VAL:CG1	1:E:324:LEU:HD22	2.24	0.68
1:M:375:PHE:CZ	1:M:381:ILE:CD1	2.77	0.68
1:I:285:LEU:N	1:I:285:LEU:HD22	2.06	0.68
1:O:285:LEU:N	1:O:285:LEU:HD22	2.06	0.68
1:F:106:TYR:CE1	1:F:110:ARG:HB2	2.28	0.68
1:A:106:TYR:CE1	1:A:110:ARG:HB2	2.28	0.68
1:G:120:PHE:CD1	1:G:124:ASN:HB2	2.28	0.68
1:M:120:PHE:CD1	1:M:124:ASN:HB2	2.28	0.68
1:Q:488:ARG:HG2	1:Q:488:ARG:HH11	1.58	0.68
1:G:488:ARG:HH11	1:G:488:ARG:HG2	1.58	0.68
1:O:1091:UNK:CB	1:O:1103:UNK:HA	2.24	0.68
1:I:1091:UNK:CB	1:I:1103:UNK:HA	2.24	0.68
1:D:14:ASP:OD1	1:D:14:ASP:N	2.26	0.68
1:N:57:GLY:O	1:N:58:THR:C	2.26	0.68
1:K:60:ARG:HH11	1:K:60:ARG:HG2	1.58	0.68
1:J:287:HIS:HD2	1:J:289:SER:N	1.91	0.68
1:I:174:MET:CE	1:I:241:LEU:HD13	2.23	0.68
1:L:174:MET:CE	1:L:241:LEU:HD13	2.23	0.68
1:F:156:GLY:HA2	2:F:1301:DTP:O5'	1.93	0.68
1:I:188:SER:HB3	1:I:191:THR:HG23	1.75	0.68
1:I:350:THR:O	1:I:353:ILE:HG23	1.90	0.68
1:I:357:LEU:HD13	1:I:430:LYS:HZ1	1.57	0.68
1:Q:72:MET:O	1:Q:73:VAL:C	2.31	0.68
1:J:188:SER:HB3	1:J:191:THR:HG23	1.75	0.68
1:K:97:ARG:N	1:K:97:ARG:HD2	2.02	0.68
1:C:39:ILE:CD1	1:C:76:PHE:CB	2.61	0.68
1:C:39:ILE:N	1:C:75:LYS:NZ	2.42	0.68
1:M:39:ILE:N	1:M:75:LYS:NZ	2.42	0.68
1:D:39:ILE:CD1	1:D:76:PHE:CB	2.61	0.68
1:J:11:GLN:OE1	1:J:70:GLU:OE1	2.12	0.68
1:J:39:ILE:N	1:J:75:LYS:NZ	2.42	0.68
1:J:35:MET:CG	1:J:45:ILE:HB	2.19	0.68
1:J:26:ASN:HD22	1:J:26:ASN:N	1.90	0.68
1:C:297:VAL:CG1	1:C:324:LEU:HD22	2.24	0.68
1:C:120:PHE:CD1	1:C:124:ASN:HB2	2.28	0.68
1:H:60:ARG:HG2	1:H:60:ARG:HH11	1.57	0.68
1:E:60:ARG:HG2	1:E:60:ARG:NH1	2.08	0.68
1:L:14:ASP:OD1	1:L:14:ASP:N	2.26	0.68
1:N:120:PHE:CD1	1:N:124:ASN:HB2	2.28	0.68
1:N:284:SER:OG	1:N:285:LEU:N	2.25	0.68
1:J:120:PHE:CD1	1:J:124:ASN:HB2	2.28	0.68

Continued on next page...

Continued from previous page...

Atom-1	Atom-2	Interatomic distance (Å)	Clash overlap (Å)
1:K:276:SER:HB3	1:L:122:LYS:HB2	1.75	0.68
1:L:148:LEU:HD23	1:L:282:HIS:CD2	2.28	0.68
1:O:357:LEU:HD13	1:O:430:LYS:HZ1	1.57	0.68
1:F:357:LEU:HD13	1:F:430:LYS:HZ1	1.59	0.68
1:A:357:LEU:HD13	1:A:430:LYS:HZ1	1.59	0.68
1:H:19:PHE:CZ	1:H:92:ILE:CD1	2.73	0.68
1:M:45:ILE:HG23	1:M:46:ASP:N	2.09	0.68
1:A:11:GLN:OE1	1:A:70:GLU:OE1	2.12	0.68
1:H:26:ASN:HD22	1:H:26:ASN:N	1.90	0.68
1:N:81:LEU:CD1	1:N:88:LEU:HD22	2.22	0.68
1:N:11:GLN:OE1	1:N:70:GLU:OE1	2.12	0.68
1:N:39:ILE:N	1:N:75:LYS:NZ	2.42	0.68
1:K:157:LYS:HG3	2:K:1301:DTP:O1B	1.92	0.68
1:E:120:PHE:CD1	1:E:124:ASN:HB2	2.28	0.68
1:P:276:SER:HB3	1:Q:122:LYS:HB2	1.75	0.68
1:M:297:VAL:CG1	1:M:324:LEU:HD22	2.24	0.68
1:G:122:LYS:HB2	1:H:276:SER:HB3	1.75	0.68
1:F:94:THR:O	1:F:98:GLN:HG3	1.86	0.68
1:E:488:ARG:HB3	1:E:491:PHE:HB2	1.75	0.68
1:N:60:ARG:HG2	1:N:60:ARG:HH11	1.57	0.68
1:K:60:ARG:NH1	1:K:60:ARG:HG2	2.08	0.68
1:E:60:ARG:HH11	1:E:60:ARG:HG2	1.58	0.68
1:H:14:ASP:OD1	1:H:14:ASP:N	2.26	0.68
1:J:284:SER:OG	1:J:285:LEU:N	2.25	0.68
1:H:190:GLU:CB	1:H:217:ILE:HD12	2.16	0.68
1:L:120:PHE:CD1	1:L:124:ASN:HB2	2.28	0.68
1:O:188:SER:HB3	1:O:191:THR:HG23	1.75	0.68
1:H:326:ILE:CG2	1:H:349:LEU:HD12	2.24	0.68
1:P:326:ILE:CG2	1:P:349:LEU:HD12	2.24	0.68
1:G:72:MET:O	1:G:73:VAL:C	2.31	0.68
1:H:86:LYS:CG	1:L:25:ASP:OD1	2.37	0.68
1:O:26:ASN:N	1:O:26:ASN:HD22	1.90	0.68
1:F:11:GLN:OE1	1:F:70:GLU:OE1	2.12	0.68
1:O:30:LYS:HA	1:O:49:ILE:HG12	1.76	0.68
1:I:30:LYS:HA	1:I:49:ILE:HG12	1.76	0.68
1:A:244:LEU:HD13	1:A:244:LEU:N	2.08	0.68
1:A:275:LEU:HD22	1:A:275:LEU:N	2.04	0.68
1:J:81:LEU:CD1	1:J:88:LEU:HD22	2.22	0.68
1:K:120:PHE:CD1	1:K:124:ASN:HB2	2.28	0.68
1:F:113:LEU:HD12	1:F:113:LEU:C	2.15	0.68
1:A:113:LEU:C	1:A:113:LEU:HD12	2.15	0.68

Continued on next page...

Continued from previous page...

Atom-1	Atom-2	Interatomic distance (Å)	Clash overlap (Å)
1:M:148:LEU:CD1	1:M:264:LEU:CD2	2.71	0.68
1:C:148:LEU:CD1	1:C:264:LEU:CD2	2.71	0.68
1:L:179:PHE:CZ	1:L:237:TYR:CE1	2.83	0.68
1:D:179:PHE:CZ	1:D:237:TYR:CE1	2.83	0.68
1:N:488:ARG:HH11	1:N:488:ARG:HG2	1.58	0.68
1:L:488:ARG:HB3	1:L:491:PHE:HB2	1.75	0.68
1:K:488:ARG:HB3	1:K:491:PHE:HB2	1.75	0.68
1:C:60:ARG:HG2	1:C:60:ARG:HH11	1.58	0.68
1:P:60:ARG:HG2	1:P:60:ARG:HH11	1.57	0.68
1:N:287:HIS:HD2	1:N:289:SER:N	1.91	0.67
1:D:106:TYR:CE1	1:D:110:ARG:HB2	2.28	0.67
1:D:120:PHE:CD1	1:D:124:ASN:HB2	2.28	0.67
1:D:156:GLY:HA2	2:D:1301:DTP:O5'	1.93	0.67
1:D:148:LEU:HD23	1:D:282:HIS:CD2	2.28	0.67
1:F:120:PHE:CD1	1:F:124:ASN:HB2	2.28	0.67
1:E:188:SER:HB3	1:E:191:THR:HG23	1.75	0.67
1:P:73:VAL:O	1:P:76:PHE:N	2.27	0.67
1:H:73:VAL:O	1:H:76:PHE:N	2.27	0.67
1:E:19:PHE:HE2	1:E:92:ILE:HA	1.56	0.67
1:K:19:PHE:HE2	1:K:92:ILE:HA	1.56	0.67
1:I:11:GLN:OE1	1:I:70:GLU:OE1	2.12	0.67
1:A:326:ILE:HD11	1:A:348:LYS:HB3	1.74	0.67
1:J:42:LYS:HA	1:J:45:ILE:HG21	1.77	0.67
1:N:35:MET:CG	1:N:45:ILE:HB	2.19	0.67
1:J:88:LEU:CD1	1:N:87:PHE:CE2	2.66	0.67
1:Q:148:LEU:CD1	1:Q:264:LEU:CD2	2.71	0.67
1:F:118:GLN:CD	1:G:253:TRP:CZ3	2.68	0.67
1:A:120:PHE:CD1	1:A:124:ASN:HB2	2.28	0.67
1:L:253:TRP:CZ3	1:M:118:GLN:CD	2.68	0.67
1:C:118:GLN:CD	1:D:253:TRP:CZ3	2.68	0.67
1:E:135:ARG:NH1	1:E:135:ARG:HG3	2.07	0.67
1:D:488:ARG:HB3	1:D:491:PHE:HB2	1.75	0.67
1:P:14:ASP:OD1	1:P:14:ASP:N	2.26	0.67
1:M:60:ARG:HG2	1:M:60:ARG:HH11	1.58	0.67
1:G:60:ARG:HH11	1:G:60:ARG:HG2	1.58	0.67
1:K:1091:UNK:CB	1:K:1103:UNK:HA	2.24	0.67
1:E:1091:UNK:CB	1:E:1103:UNK:HA	2.24	0.67
1:J:57:GLY:O	1:J:58:THR:C	2.26	0.67
1:F:1091:UNK:CB	1:F:1103:UNK:HA	2.24	0.67
1:J:174:MET:CE	1:J:241:LEU:HD13	2.23	0.67
1:J:326:ILE:CG2	1:J:349:LEU:HD12	2.24	0.67

Continued on next page...

Continued from previous page...

Atom-1	Atom-2	Interatomic distance (Å)	Clash overlap (Å)
1:L:156:GLY:HA2	2:L:1301:DTP:O5'	1.93	0.67
1:L:284:SER:OG	1:L:285:LEU:N	2.25	0.67
1:D:122:LYS:HB2	1:E:276:SER:HB3	1.75	0.67
1:D:174:MET:HE1	1:D:241:LEU:CD2	2.11	0.67
1:H:285:LEU:CD1	1:H:290:MET:CB	2.55	0.67
1:F:148:LEU:HD23	1:F:282:HIS:CD2	2.28	0.67
1:F:326:ILE:HD11	1:F:348:LYS:HB3	1.74	0.67
1:P:19:PHE:CZ	1:P:92:ILE:CD1	2.73	0.67
1:P:30:LYS:HA	1:P:49:ILE:HG12	1.76	0.67
1:H:45:ILE:HG23	1:H:46:ASP:N	2.09	0.67
1:E:97:ARG:N	1:E:97:ARG:HD2	2.02	0.67
1:I:26:ASN:N	1:I:26:ASN:HD22	1.90	0.67
1:F:33:GLN:HG3	1:F:33:GLN:O	1.95	0.67
1:I:45:ILE:HG23	1:I:46:ASP:N	2.09	0.67
1:N:42:LYS:HA	1:N:45:ILE:HG21	1.77	0.67
1:E:157:LYS:HG3	2:E:1301:DTP:O2B	1.92	0.67
1:Q:297:VAL:CG1	1:Q:324:LEU:HD22	2.24	0.67
1:G:297:VAL:CG1	1:G:324:LEU:HD22	2.24	0.67
1:A:118:GLN:CD	1:Q:253:TRP:CZ3	2.68	0.67
1:A:94:THR:O	1:A:98:GLN:HG3	1.86	0.67
1:C:135:ARG:HG3	1:C:135:ARG:NH1	2.07	0.67
1:I:60:ARG:HG2	1:I:60:ARG:HH11	1.58	0.67
1:J:60:ARG:HH11	1:J:60:ARG:HG2	1.57	0.67
1:M:60:ARG:NH1	1:M:60:ARG:HG2	2.08	0.67
1:J:14:ASP:N	1:J:14:ASP:OD1	2.26	0.67
1:N:157:LYS:HG3	2:N:1301:DTP:O1B	1.92	0.67
1:N:174:MET:CE	1:N:241:LEU:HD13	2.23	0.67
1:N:297:VAL:CG1	1:N:324:LEU:HD22	2.24	0.67
1:N:326:ILE:CG2	1:N:349:LEU:HD12	2.24	0.67
1:J:297:VAL:CG1	1:J:324:LEU:HD22	2.24	0.67
1:L:106:TYR:CE1	1:L:110:ARG:HB2	2.28	0.67
1:F:275:LEU:HD22	1:F:275:LEU:N	2.04	0.67
1:K:188:SER:HB3	1:K:191:THR:HG23	1.75	0.67
1:F:357:LEU:HD13	1:F:430:LYS:HE2	1.68	0.67
1:Q:11:GLN:OE1	1:Q:70:GLU:OE1	2.12	0.67
1:Q:73:VAL:O	1:Q:76:PHE:N	2.27	0.67
1:G:73:VAL:O	1:G:76:PHE:N	2.27	0.67
1:P:45:ILE:HG23	1:P:46:ASP:N	2.09	0.67
1:H:30:LYS:HA	1:H:49:ILE:HG12	1.76	0.67
1:J:193:LEU:O	1:J:197:GLN:HB2	1.95	0.67
1:N:193:LEU:O	1:N:197:GLN:HB2	1.95	0.67

Continued on next page...

Continued from previous page...

Atom-1	Atom-2	Interatomic distance (Å)	Clash overlap (Å)
1:A:33:GLN:HG3	1:A:33:GLN:O	1.95	0.67
1:O:11:GLN:OE1	1:O:70:GLU:OE1	2.12	0.67
1:O:42:LYS:HA	1:O:45:ILE:HG21	1.77	0.67
1:O:45:ILE:HG23	1:O:46:ASP:N	2.09	0.67
1:O:73:VAL:O	1:O:76:PHE:N	2.27	0.67
1:I:42:LYS:HA	1:I:45:ILE:HG21	1.77	0.67
1:I:73:VAL:O	1:I:76:PHE:N	2.27	0.67
1:A:148:LEU:HD23	1:A:282:HIS:CD2	2.28	0.67
1:E:287:HIS:CD2	1:E:289:SER:H	2.05	0.67
1:C:164:VAL:C	1:C:170:VAL:HG21	2.10	0.67
1:C:326:ILE:CG2	1:C:349:LEU:HD12	2.24	0.67
1:G:148:LEU:CD1	1:G:264:LEU:CD2	2.71	0.67
1:N:235:LYS:N	1:N:236:PRO:CD	2.57	0.67
1:J:235:LYS:N	1:J:236:PRO:CD	2.57	0.67
1:M:135:ARG:NH1	1:M:135:ARG:HG3	2.07	0.67
1:K:135:ARG:NH1	1:K:135:ARG:HG3	2.07	0.67
1:H:128:LEU:C	1:H:128:LEU:HD13	2.15	0.67
1:J:488:ARG:HG2	1:J:488:ARG:HH11	1.58	0.67
1:Q:60:ARG:HG2	1:Q:60:ARG:HH11	1.58	0.67
1:N:14:ASP:OD1	1:N:14:ASP:N	2.26	0.67
1:A:1091:UNK:CB	1:A:1103:UNK:HA	2.24	0.67
1:M:174:MET:HE1	1:M:241:LEU:CD2	2.11	0.67
1:D:284:SER:OG	1:D:285:LEU:N	2.25	0.67
1:D:326:ILE:CG2	1:D:349:LEU:HD12	2.24	0.67
1:A:193:LEU:O	1:A:197:GLN:HB2	1.95	0.67
1:I:153:LEU:CD2	1:I:426:TYR:HE1	2.08	0.67
1:Q:39:ILE:N	1:Q:75:LYS:NZ	2.42	0.67
1:G:11:GLN:OE1	1:G:70:GLU:OE1	2.12	0.67
1:E:11:GLN:OE1	1:E:70:GLU:OE1	2.12	0.67
1:K:11:GLN:OE1	1:K:70:GLU:OE1	2.12	0.67
1:K:30:LYS:HA	1:K:49:ILE:HG12	1.76	0.67
1:C:11:GLN:OE1	1:C:70:GLU:OE1	2.12	0.67
1:M:11:GLN:OE1	1:M:70:GLU:OE1	2.12	0.67
1:I:39:ILE:N	1:I:75:LYS:NZ	2.42	0.67
1:A:148:LEU:CD1	1:A:264:LEU:CD2	2.71	0.67
1:N:12:TYR:HE2	1:N:77:VAL:HG13	1.54	0.67
1:G:326:ILE:HD11	1:G:348:LYS:HB3	1.74	0.67
1:M:326:ILE:CG2	1:M:349:LEU:HD12	2.24	0.67
1:M:157:LYS:HG3	2:M:1301:DTP:O1B	1.92	0.67
1:M:179:PHE:CZ	1:M:237:TYR:CE1	2.82	0.67
1:K:179:PHE:CZ	1:K:237:TYR:CE1	2.82	0.67

Continued on next page...

Continued from previous page...

Atom-1	Atom-2	Interatomic distance (Å)	Clash overlap (Å)
1:E:179:PHE:CZ	1:E:237:TYR:CE1	2.82	0.67
1:P:128:LEU:HD13	1:P:128:LEU:C	2.15	0.67
1:I:128:LEU:C	1:I:128:LEU:HD13	2.15	0.67
1:O:128:LEU:C	1:O:128:LEU:HD13	2.15	0.67
1:O:60:ARG:HG2	1:O:60:ARG:HH11	1.58	0.67
1:C:60:ARG:HG2	1:C:60:ARG:NH1	2.08	0.67
1:N:127:ARG:HH12	1:N:130:PRO:CG	2.02	0.67
1:L:157:LYS:HG3	2:L:1301:DTP:O1B	1.92	0.67
1:L:326:ILE:CG2	1:L:349:LEU:HD12	2.24	0.67
1:F:193:LEU:O	1:F:197:GLN:HB2	1.95	0.67
1:F:148:LEU:CD1	1:F:264:LEU:CD2	2.71	0.67
1:Q:193:LEU:O	1:Q:197:GLN:HB2	1.95	0.67
1:O:153:LEU:CD2	1:O:426:TYR:HE1	2.08	0.67
1:G:193:LEU:O	1:G:197:GLN:HB2	1.95	0.67
1:G:39:ILE:N	1:G:75:LYS:NZ	2.42	0.67
1:G:19:PHE:CZ	1:G:92:ILE:CD1	2.73	0.67
1:J:153:LEU:CD2	1:J:426:TYR:HE1	2.08	0.67
1:E:30:LYS:HA	1:E:49:ILE:HG12	1.76	0.67
1:C:42:LYS:HA	1:C:45:ILE:HG21	1.77	0.67
1:O:39:ILE:N	1:O:75:LYS:NZ	2.42	0.67
1:L:33:GLN:O	1:L:33:GLN:HG3	1.95	0.67
1:L:73:VAL:O	1:L:76:PHE:N	2.27	0.67
1:D:33:GLN:O	1:D:33:GLN:HG3	1.95	0.67
1:K:156:GLY:HA2	2:K:1301:DTP:O5'	1.93	0.67
1:K:287:HIS:CD2	1:K:289:SER:H	2.05	0.67
1:D:375:PHE:CZ	1:D:381:ILE:CD1	2.77	0.67
1:C:326:ILE:HD11	1:C:348:LYS:HB3	1.74	0.67
1:M:164:VAL:C	1:M:170:VAL:HG21	2.10	0.67
1:I:120:PHE:CD1	1:I:124:ASN:HB2	2.28	0.67
1:I:287:HIS:HD2	1:I:289:SER:N	1.91	0.67
1:C:179:PHE:CZ	1:C:237:TYR:CE1	2.82	0.67
1:P:253:TRP:CZ3	1:Q:118:GLN:CD	2.68	0.67
1:K:253:TRP:CZ3	1:L:118:GLN:CD	2.68	0.67
1:G:488:ARG:HB3	1:G:491:PHE:HB2	1.75	0.67
1:A:57:GLY:O	1:A:58:THR:C	2.26	0.67
1:H:1091:UNK:CB	1:H:1103:UNK:HA	2.24	0.67
1:P:1091:UNK:CB	1:P:1103:UNK:HA	2.24	0.67
1:J:157:LYS:HG3	2:J:1301:DTP:O2B	1.92	0.67
1:H:153:LEU:CD2	1:H:426:TYR:HE1	2.08	0.67
1:F:292:LEU:CD1	1:F:319:THR:HG22	2.16	0.67
1:F:323:ARG:O	1:F:327:ILE:CD1	2.41	0.67

Continued on next page...

Continued from previous page...

Atom-1	Atom-2	Interatomic distance (Å)	Clash overlap (Å)
1:I:193:LEU:O	1:I:197:GLN:HB2	1.95	0.67
1:P:285:LEU:CD1	1:P:290:MET:CB	2.55	0.67
1:L:350:THR:C	1:L:353:ILE:CG2	2.13	0.67
1:K:189:PRO:CD	1:K:190:GLU:H	2.08	0.67
1:N:153:LEU:CD2	1:N:426:TYR:HE1	2.08	0.67
1:Q:350:THR:O	1:Q:353:ILE:HG23	1.90	0.67
1:M:42:LYS:HA	1:M:45:ILE:HG21	1.77	0.67
1:F:19:PHE:CZ	1:F:92:ILE:CD1	2.73	0.67
1:F:45:ILE:HG23	1:F:46:ASP:N	2.09	0.67
1:L:39:ILE:N	1:L:75:LYS:NZ	2.42	0.67
1:D:73:VAL:O	1:D:76:PHE:N	2.27	0.67
1:A:285:LEU:HD12	1:A:290:MET:HB3	1.74	0.67
1:J:30:LYS:HA	1:J:49:ILE:HG12	1.76	0.67
1:J:45:ILE:HG23	1:J:46:ASP:N	2.09	0.67
1:J:87:PHE:CE2	1:N:88:LEU:CD1	2.66	0.67
1:E:245:LEU:CA	1:E:265:THR:HG22	2.18	0.67
1:L:375:PHE:CZ	1:L:381:ILE:CD1	2.77	0.67
1:Q:326:ILE:HD11	1:Q:348:LYS:HB3	1.74	0.67
1:I:284:SER:OG	1:I:285:LEU:N	2.25	0.67
1:O:120:PHE:CD1	1:O:124:ASN:HB2	2.28	0.67
1:O:284:SER:OG	1:O:285:LEU:N	2.25	0.67
1:M:242:LEU:CG	1:M:262:ILE:HG22	2.25	0.67
1:C:242:LEU:CG	1:C:262:ILE:HG22	2.25	0.67
1:A:235:LYS:N	1:A:236:PRO:CD	2.57	0.67
1:F:235:LYS:N	1:F:236:PRO:CD	2.57	0.67
1:G:118:GLN:CD	1:H:253:TRP:CZ3	2.68	0.67
1:D:118:GLN:CD	1:E:253:TRP:CZ3	2.68	0.67
1:M:488:ARG:HB3	1:M:491:PHE:HB2	1.75	0.67
1:C:488:ARG:HB3	1:C:491:PHE:HB2	1.75	0.67
1:M:1091:UNK:CB	1:M:1103:UNK:HA	2.24	0.67
1:C:1091:UNK:CB	1:C:1103:UNK:HA	2.24	0.67
1:N:244:LEU:HD13	1:N:244:LEU:N	2.09	0.67
1:J:127:ARG:HH12	1:J:130:PRO:CG	2.02	0.67
1:H:189:PRO:CD	1:H:190:GLU:H	2.08	0.67
1:P:153:LEU:CD2	1:P:426:TYR:HE1	2.08	0.67
1:P:189:PRO:CD	1:P:190:GLU:H	2.08	0.67
1:D:245:LEU:CA	1:D:265:THR:HG22	2.12	0.67
1:O:193:LEU:O	1:O:197:GLN:HB2	1.95	0.67
1:E:189:PRO:CD	1:E:190:GLU:H	2.08	0.67
1:G:45:ILE:HG23	1:G:46:ASP:N	2.09	0.67
1:A:357:LEU:HD13	1:A:430:LYS:HE2	1.68	0.67

Continued on next page...

Continued from previous page...

Atom-1	Atom-2	Interatomic distance (Å)	Clash overlap (Å)
1:H:11:GLN:OE1	1:H:70:GLU:OE1	2.12	0.67
1:J:357:LEU:HD12	1:J:430:LYS:HZ1	1.38	0.67
1:C:15:ILE:O	1:C:18:VAL:HG23	1.95	0.67
1:M:15:ILE:O	1:M:18:VAL:HG23	1.95	0.67
1:G:350:THR:O	1:G:353:ILE:HG23	1.90	0.67
1:F:30:LYS:HA	1:F:49:ILE:HG12	1.76	0.67
1:A:45:ILE:HG23	1:A:46:ASP:N	2.09	0.67
1:D:39:ILE:N	1:D:75:LYS:NZ	2.42	0.67
1:N:45:ILE:HG23	1:N:46:ASP:N	2.09	0.67
1:N:30:LYS:HA	1:N:49:ILE:HG12	1.76	0.67
1:K:326:ILE:CG2	1:K:349:LEU:HD12	2.24	0.67
1:E:156:GLY:HA2	2:E:1301:DTP:O5'	1.93	0.67
1:E:326:ILE:CG2	1:E:349:LEU:HD12	2.24	0.67
1:I:326:ILE:CG2	1:I:349:LEU:HD12	2.24	0.67
1:O:287:HIS:HD2	1:O:289:SER:N	1.91	0.67
1:O:235:LYS:N	1:O:236:PRO:CD	2.57	0.67
1:D:235:LYS:N	1:D:236:PRO:CD	2.57	0.67
1:Q:488:ARG:HB3	1:Q:491:PHE:HB2	1.75	0.67
1:L:150:ASP:HB2	1:L:266:THR:OG1	1.90	0.67
1:D:150:ASP:HB2	1:D:266:THR:OG1	1.90	0.67
1:K:241:LEU:HD11	1:K:263:LEU:HB3	1.77	0.67
1:M:153:LEU:CD2	1:M:426:TYR:HE1	2.08	0.67
1:C:153:LEU:CD2	1:C:426:TYR:HE1	2.08	0.67
1:H:287:HIS:CD2	1:H:289:SER:H	2.05	0.67
1:C:189:PRO:CD	1:C:190:GLU:H	2.08	0.67
1:P:287:HIS:CD2	1:P:289:SER:H	2.05	0.67
1:K:193:LEU:O	1:K:197:GLN:HB2	1.95	0.67
1:D:350:THR:C	1:D:353:ILE:CG2	2.13	0.67
1:Q:19:PHE:CZ	1:Q:92:ILE:CD1	2.73	0.67
1:Q:45:ILE:HG23	1:Q:46:ASP:N	2.09	0.67
1:N:360:LEU:HD23	1:N:360:LEU:C	2.15	0.67
1:C:73:VAL:O	1:C:76:PHE:N	2.27	0.67
1:O:81:LEU:HD23	1:O:81:LEU:C	2.15	0.67
1:I:81:LEU:C	1:I:81:LEU:HD23	2.15	0.67
1:M:73:VAL:O	1:M:76:PHE:N	2.27	0.67
1:A:30:LYS:HA	1:A:49:ILE:HG12	1.76	0.67
1:A:89:MET:HE1	1:A:93:LYS:HG2	1.76	0.67
1:A:301:LEU:O	1:A:305:LEU:HB2	1.95	0.67
1:N:19:PHE:HE2	1:N:92:ILE:HA	1.56	0.67
1:Q:375:PHE:CZ	1:Q:381:ILE:CD1	2.77	0.67
1:M:326:ILE:HD11	1:M:348:LYS:HB3	1.74	0.67

Continued on next page...

Continued from previous page...

Atom-1	Atom-2	Interatomic distance (Å)	Clash overlap (Å)
1:I:122:LYS:HB2	1:J:276:SER:HB3	1.75	0.67
1:I:125:VAL:N	2:I:1301:DTP:N6	2.33	0.67
1:N:276:SER:HB3	1:O:122:LYS:HB2	1.75	0.67
1:M:235:LYS:N	1:M:236:PRO:CD	2.57	0.67
1:I:235:LYS:N	1:I:236:PRO:CD	2.57	0.67
1:L:235:LYS:N	1:L:236:PRO:CD	2.57	0.67
1:C:253:TRP:CZ3	1:J:118:GLN:CD	2.68	0.67
1:L:60:ARG:HG2	1:L:60:ARG:NH1	2.08	0.67
1:D:60:ARG:HG2	1:D:60:ARG:NH1	2.08	0.67
1:J:1091:UNK:CB	1:J:1103:UNK:HA	2.24	0.67
1:G:14:ASP:OD1	1:G:14:ASP:N	2.26	0.67
1:J:244:LEU:HD13	1:J:244:LEU:N	2.09	0.67
1:C:241:LEU:HD11	1:C:263:LEU:HB3	1.77	0.67
1:D:193:LEU:O	1:D:197:GLN:HB2	1.95	0.67
1:L:326:ILE:HD11	1:L:348:LYS:HB3	1.74	0.67
1:E:241:LEU:HD11	1:E:263:LEU:HB3	1.77	0.67
1:O:189:PRO:CD	1:O:190:GLU:H	2.08	0.67
1:F:189:PRO:CD	1:F:190:GLU:H	2.08	0.67
1:F:285:LEU:HD12	1:F:290:MET:HB3	1.74	0.67
1:F:301:LEU:O	1:F:305:LEU:HB2	1.95	0.67
1:I:189:PRO:CD	1:I:190:GLU:H	2.08	0.67
1:M:189:PRO:CD	1:M:190:GLU:H	2.08	0.67
1:E:193:LEU:O	1:E:197:GLN:HB2	1.95	0.67
1:Q:33:GLN:HG3	1:Q:33:GLN:O	1.95	0.67
1:P:11:GLN:OE1	1:P:70:GLU:OE1	2.12	0.67
1:H:33:GLN:HG3	1:H:33:GLN:O	1.95	0.67
1:J:360:LEU:HD23	1:J:360:LEU:C	2.15	0.67
1:E:15:ILE:O	1:E:18:VAL:HG23	1.95	0.67
1:K:15:ILE:O	1:K:18:VAL:HG23	1.95	0.67
1:K:73:VAL:O	1:K:76:PHE:N	2.27	0.67
1:A:81:LEU:HD23	1:A:81:LEU:C	2.15	0.67
1:F:39:ILE:N	1:F:75:LYS:NZ	2.42	0.67
1:A:19:PHE:CZ	1:A:92:ILE:CD1	2.73	0.67
1:A:39:ILE:N	1:A:75:LYS:NZ	2.42	0.67
1:C:25:ASP:OD1	1:O:86:LYS:CG	2.37	0.67
1:H:81:LEU:C	1:H:81:LEU:HD23	2.15	0.67
1:L:39:ILE:HA	1:L:72:MET:CG	2.16	0.67
1:P:81:LEU:C	1:P:81:LEU:HD23	2.15	0.67
1:A:323:ARG:O	1:A:327:ILE:CD1	2.41	0.67
1:J:12:TYR:HE2	1:J:77:VAL:HG13	1.54	0.67
1:O:376:PRO:CB	1:O:379:ALA:HB2	2.21	0.67

Continued on next page...

Continued from previous page...

Atom-1	Atom-2	Interatomic distance (Å)	Clash overlap (Å)
1:G:375:PHE:CZ	1:G:381:ILE:CD1	2.77	0.67
1:K:245:LEU:CA	1:K:265:THR:HG22	2.18	0.67
1:K:150:ASP:HB2	1:K:266:THR:OG1	1.90	0.67
1:E:150:ASP:HB2	1:E:266:THR:OG1	1.90	0.67
1:M:284:SER:OG	1:M:285:LEU:N	2.25	0.67
1:I:242:LEU:CG	1:I:262:ILE:HG22	2.25	0.67
1:O:326:ILE:CG2	1:O:349:LEU:HD12	2.24	0.67
1:A:122:LYS:HB2	1:Q:276:SER:HB3	1.75	0.67
1:C:235:LYS:N	1:C:236:PRO:CD	2.57	0.67
1:E:118:GLN:CD	1:F:253:TRP:CZ3	2.68	0.67
1:M:253:TRP:CZ3	1:N:118:GLN:CD	2.68	0.67
1:H:488:ARG:HB3	1:H:491:PHE:HB2	1.75	0.67
1:F:57:GLY:O	1:F:58:THR:C	2.26	0.67
1:M:241:LEU:HD11	1:M:263:LEU:HB3	1.77	0.67
1:H:357:LEU:HD13	1:H:430:LYS:CE	2.20	0.67
1:K:174:MET:HE3	1:K:241:LEU:CD1	2.24	0.67
1:A:189:PRO:CD	1:A:190:GLU:H	2.08	0.67
1:P:297:VAL:CG1	1:P:324:LEU:HD22	2.24	0.67
1:M:193:LEU:O	1:M:197:GLN:HB2	1.95	0.67
1:G:33:GLN:O	1:G:33:GLN:HG3	1.95	0.67
1:D:81:LEU:HD23	1:D:81:LEU:C	2.15	0.67
1:P:33:GLN:O	1:P:33:GLN:HG3	1.95	0.67
1:P:39:ILE:N	1:P:75:LYS:NZ	2.42	0.67
1:L:81:LEU:C	1:L:81:LEU:HD23	2.15	0.67
1:Q:357:LEU:CD1	1:Q:430:LYS:HZ3	1.95	0.67
1:E:73:VAL:O	1:E:76:PHE:N	2.27	0.67
1:N:189:PRO:CD	1:N:190:GLU:H	2.08	0.67
1:F:33:GLN:HB2	1:F:35:MET:HB2	1.77	0.67
1:A:33:GLN:HB2	1:A:35:MET:HB2	1.77	0.67
1:F:81:LEU:C	1:F:81:LEU:HD23	2.15	0.67
1:A:326:ILE:CG2	1:A:349:LEU:HD12	2.24	0.67
1:J:19:PHE:HE2	1:J:92:ILE:HA	1.56	0.67
1:Q:125:VAL:N	2:Q:1301:DTP:N6	2.33	0.67
1:C:284:SER:OG	1:C:285:LEU:N	2.25	0.67
1:C:301:LEU:O	1:C:305:LEU:HB2	1.95	0.67
1:M:301:LEU:O	1:M:305:LEU:HB2	1.95	0.67
1:O:242:LEU:CG	1:O:262:ILE:HG22	2.25	0.67
1:C:245:LEU:CA	1:C:265:THR:HG22	2.18	0.67
1:H:179:PHE:CZ	1:H:237:TYR:CE1	2.83	0.67
1:A:253:TRP:CZ3	1:K:118:GLN:CD	2.68	0.67
1:G:128:LEU:HD13	1:G:128:LEU:C	2.15	0.67

Continued on next page...

Continued from previous page...

Atom-1	Atom-2	Interatomic distance (Å)	Clash overlap (Å)
1:N:128:LEU:HD13	1:N:128:LEU:C	2.15	0.67
1:D:488:ARG:HH11	1:D:488:ARG:HG2	1.58	0.67
1:N:1091:UNK:CB	1:N:1103:UNK:HA	2.24	0.67
1:D:1091:UNK:CB	1:D:1103:UNK:HA	2.24	0.67
1:Q:14:ASP:OD1	1:Q:14:ASP:N	2.26	0.67
1:M:276:SER:HB3	1:N:122:LYS:HB2	1.75	0.66
1:J:301:LEU:O	1:J:305:LEU:HB2	1.95	0.66
1:L:193:LEU:O	1:L:197:GLN:HB2	1.95	0.66
1:D:326:ILE:HD11	1:D:348:LYS:HB3	1.74	0.66
1:H:297:VAL:CG1	1:H:324:LEU:HD22	2.24	0.66
1:F:326:ILE:CG2	1:F:349:LEU:HD12	2.24	0.66
1:K:190:GLU:HB3	1:K:217:ILE:HD11	0.84	0.66
1:F:360:LEU:HD23	1:F:360:LEU:C	2.15	0.66
1:A:360:LEU:C	1:A:360:LEU:HD23	2.15	0.66
1:P:89:MET:HE1	1:P:93:LYS:HG2	1.76	0.66
1:H:39:ILE:N	1:H:75:LYS:NZ	2.42	0.66
1:H:89:MET:HE1	1:H:93:LYS:HG2	1.76	0.66
1:J:189:PRO:CD	1:J:190:GLU:H	2.08	0.66
1:G:153:LEU:CD2	1:G:426:TYR:HE1	2.08	0.66
1:I:86:LYS:CG	1:M:25:ASP:OD1	2.37	0.66
1:L:19:PHE:HE2	1:L:92:ILE:HA	1.56	0.66
1:O:125:VAL:N	2:O:1301:DTP:N6	2.33	0.66
1:G:125:VAL:N	2:G:1301:DTP:N6	2.33	0.66
1:P:179:PHE:CZ	1:P:237:TYR:CE1	2.83	0.66
1:Q:128:LEU:HD13	1:Q:128:LEU:C	2.15	0.66
1:J:128:LEU:C	1:J:128:LEU:HD13	2.15	0.66
1:L:488:ARG:HH11	1:L:488:ARG:HG2	1.58	0.66
1:L:1091:UNK:CB	1:L:1103:UNK:HA	2.24	0.66
1:N:301:LEU:O	1:N:305:LEU:HB2	1.95	0.66
1:L:245:LEU:CA	1:L:265:THR:HG22	2.12	0.66
1:O:190:GLU:CB	1:O:217:ILE:HD12	2.16	0.66
1:F:122:LYS:HB2	1:G:276:SER:HB3	1.75	0.66
1:C:193:LEU:O	1:C:197:GLN:HB2	1.95	0.66
1:E:190:GLU:HB3	1:E:217:ILE:HD11	0.84	0.66
1:Q:33:GLN:HB2	1:Q:35:MET:HB2	1.77	0.66
1:G:33:GLN:HB2	1:G:35:MET:HB2	1.77	0.66
1:Q:153:LEU:CD2	1:Q:426:TYR:HE1	2.08	0.66
1:G:81:LEU:C	1:G:81:LEU:HD23	2.15	0.66
1:K:33:GLN:HG3	1:K:33:GLN:O	1.95	0.66
1:I:88:LEU:CD1	1:M:87:PHE:CE2	2.66	0.66
1:F:35:MET:HE3	1:F:40:LEU:CD1	2.19	0.66

Continued on next page...

Continued from previous page...

Atom-1	Atom-2	Interatomic distance (Å)	Clash overlap (Å)
1:A:73:VAL:O	1:A:76:PHE:N	2.27	0.66
1:O:15:ILE:O	1:O:18:VAL:HG23	1.95	0.66
1:O:33:GLN:HG3	1:O:33:GLN:O	1.95	0.66
1:I:33:GLN:O	1:I:33:GLN:HG3	1.95	0.66
1:M:81:LEU:CD1	1:M:88:LEU:HD22	2.22	0.66
1:L:11:GLN:OE1	1:L:70:GLU:OE1	2.12	0.66
1:D:11:GLN:OE1	1:D:70:GLU:OE1	2.12	0.66
1:J:73:VAL:O	1:J:76:PHE:N	2.27	0.66
1:J:81:LEU:C	1:J:81:LEU:HD23	2.15	0.66
1:N:73:VAL:O	1:N:76:PHE:N	2.27	0.66
1:I:376:PRO:CB	1:I:379:ALA:HB2	2.21	0.66
1:A:179:PHE:CZ	1:A:237:TYR:CE1	2.83	0.66
1:J:179:PHE:CZ	1:J:237:TYR:CE1	2.83	0.66
1:G:235:LYS:N	1:G:236:PRO:CD	2.57	0.66
1:G:179:PHE:CZ	1:G:237:TYR:CE1	2.82	0.66
1:P:488:ARG:HB3	1:P:491:PHE:HB2	1.75	0.66
1:C:276:SER:HB3	1:J:122:LYS:HB2	1.75	0.66
1:P:357:LEU:HD13	1:P:430:LYS:CE	2.20	0.66
1:F:244:LEU:HD13	1:F:244:LEU:N	2.09	0.66
1:C:188:SER:HB3	1:C:191:THR:HG23	1.75	0.66
1:L:360:LEU:HD23	1:L:360:LEU:C	2.15	0.66
1:Q:174:MET:HE3	1:Q:241:LEU:CG	2.16	0.66
1:Q:174:MET:HE3	1:Q:241:LEU:HD13	1.78	0.66
1:Q:241:LEU:HD11	1:Q:263:LEU:HB3	1.77	0.66
1:A:357:LEU:HD13	1:A:430:LYS:CE	2.20	0.66
1:E:19:PHE:CZ	1:E:92:ILE:CD1	2.73	0.66
1:E:33:GLN:HB2	1:E:35:MET:HB2	1.77	0.66
1:E:35:MET:HE3	1:E:40:LEU:CD1	2.20	0.66
1:Q:81:LEU:C	1:Q:81:LEU:HD23	2.15	0.66
1:K:33:GLN:HB2	1:K:35:MET:HB2	1.77	0.66
1:G:88:LEU:CD1	1:K:87:PHE:CE2	2.66	0.66
1:C:30:LYS:HA	1:C:49:ILE:HG12	1.76	0.66
1:F:73:VAL:O	1:F:76:PHE:N	2.27	0.66
1:C:81:LEU:CD1	1:C:88:LEU:HD22	2.22	0.66
1:I:15:ILE:O	1:I:18:VAL:HG23	1.95	0.66
1:D:12:TYR:HH	1:D:93:LYS:CD	1.91	0.66
1:N:81:LEU:HD23	1:N:81:LEU:C	2.15	0.66
1:N:33:GLN:O	1:N:33:GLN:HG3	1.95	0.66
1:A:375:PHE:CZ	1:A:381:ILE:CD1	2.77	0.66
1:K:242:LEU:CG	1:K:262:ILE:HG22	2.25	0.66
1:Q:326:ILE:CG2	1:Q:349:LEU:HD12	2.24	0.66

Continued on next page...

Continued from previous page...

Atom-1	Atom-2	Interatomic distance (Å)	Clash overlap (Å)
1:M:113:LEU:C	1:M:113:LEU:HD12	2.15	0.66
1:K:113:LEU:HD12	1:K:113:LEU:C	2.15	0.66
1:M:245:LEU:CA	1:M:265:THR:HG22	2.18	0.66
1:N:179:PHE:CZ	1:N:237:TYR:CE1	2.83	0.66
1:Q:235:LYS:N	1:Q:236:PRO:CD	2.57	0.66
1:Q:179:PHE:CZ	1:Q:237:TYR:CE1	2.82	0.66
1:H:235:LYS:N	1:H:236:PRO:CD	2.57	0.66
1:A:253:TRP:HH2	1:K:115:ASN:OD1	1.78	0.66
1:Q:57:GLY:O	1:Q:58:THR:C	2.26	0.66
1:N:148:LEU:CD1	1:N:264:LEU:CD2	2.71	0.66
1:J:148:LEU:CD1	1:J:264:LEU:CD2	2.71	0.66
1:H:193:LEU:O	1:H:197:GLN:HB2	1.95	0.66
1:F:287:HIS:CD2	1:F:289:SER:H	2.05	0.66
1:F:357:LEU:HD13	1:F:430:LYS:CE	2.20	0.66
1:G:241:LEU:HD11	1:G:263:LEU:HB3	1.77	0.66
1:E:33:GLN:HG3	1:E:33:GLN:O	1.95	0.66
1:E:39:ILE:N	1:E:75:LYS:NZ	2.42	0.66
1:K:39:ILE:N	1:K:75:LYS:NZ	2.42	0.66
1:G:357:LEU:CD1	1:G:430:LYS:HZ3	1.95	0.66
1:L:30:LYS:HA	1:L:49:ILE:HG12	1.76	0.66
1:D:19:PHE:HE2	1:D:92:ILE:HA	1.56	0.66
1:A:242:LEU:CD1	1:A:244:LEU:HD11	2.24	0.66
1:J:33:GLN:O	1:J:33:GLN:HG3	1.95	0.66
1:N:97:ARG:HD2	1:N:97:ARG:N	2.02	0.66
1:P:375:PHE:CZ	1:P:381:ILE:CD1	2.77	0.66
1:F:375:PHE:CZ	1:F:381:ILE:CD1	2.77	0.66
1:I:297:VAL:CG1	1:I:324:LEU:HD22	2.24	0.66
1:E:113:LEU:HD12	1:E:113:LEU:C	2.15	0.66
1:A:115:ASN:OD1	1:Q:253:TRP:HH2	1.78	0.66
1:P:235:LYS:N	1:P:236:PRO:CD	2.57	0.66
1:O:179:PHE:CZ	1:O:237:TYR:CE1	2.82	0.66
1:F:179:PHE:CZ	1:F:237:TYR:CE1	2.83	0.66
1:E:115:ASN:OD1	1:F:253:TRP:HH2	1.78	0.66
1:Q:60:ARG:HG2	1:Q:60:ARG:NH1	2.08	0.66
1:G:57:GLY:O	1:G:58:THR:C	2.26	0.66
1:P:57:GLY:O	1:P:58:THR:C	2.26	0.66
1:P:193:LEU:O	1:P:197:GLN:HB2	1.95	0.66
1:L:189:PRO:CD	1:L:190:GLU:H	2.08	0.66
1:M:350:THR:HB	1:M:353:ILE:HG21	1.78	0.66
1:L:153:LEU:CD2	1:L:426:TYR:HE1	2.08	0.66
1:I:350:THR:HB	1:I:353:ILE:HG21	1.78	0.66

Continued on next page...

Continued from previous page...

Atom-1	Atom-2	Interatomic distance (Å)	Clash overlap (Å)
1:D:153:LEU:CD2	1:D:426:TYR:HE1	2.08	0.66
1:D:360:LEU:C	1:D:360:LEU:HD23	2.15	0.66
1:O:350:THR:HB	1:O:353:ILE:HG21	1.78	0.66
1:E:81:LEU:HD23	1:E:81:LEU:C	2.15	0.66
1:K:81:LEU:C	1:K:81:LEU:HD23	2.15	0.66
1:P:42:LYS:HA	1:P:45:ILE:HG21	1.77	0.66
1:K:35:MET:HE3	1:K:40:LEU:CD1	2.20	0.66
1:M:30:LYS:HA	1:M:49:ILE:HG12	1.76	0.66
1:L:15:ILE:O	1:L:18:VAL:HG23	1.95	0.66
1:A:287:HIS:CD2	1:A:289:SER:H	2.05	0.66
1:H:375:PHE:CZ	1:H:381:ILE:CD1	2.77	0.66
1:E:242:LEU:CG	1:E:262:ILE:HG22	2.25	0.66
1:G:326:ILE:CG2	1:G:349:LEU:HD12	2.24	0.66
1:C:113:LEU:HD12	1:C:113:LEU:C	2.15	0.66
1:F:115:ASN:OD1	1:G:253:TRP:HH2	1.78	0.66
1:I:179:PHE:CZ	1:I:237:TYR:CE1	2.82	0.66
1:P:253:TRP:HH2	1:Q:115:ASN:OD1	1.78	0.66
1:K:253:TRP:HH2	1:L:115:ASN:OD1	1.78	0.66
1:H:57:GLY:O	1:H:58:THR:C	2.26	0.66
1:I:241:LEU:HD11	1:I:263:LEU:HB3	1.77	0.66
1:O:241:LEU:HD11	1:O:263:LEU:HB3	1.77	0.66
1:L:285:LEU:HD12	1:L:290:MET:HB3	1.74	0.66
1:C:350:THR:HB	1:C:353:ILE:HG21	1.78	0.66
1:H:287:HIS:HD2	1:H:289:SER:N	1.91	0.66
1:P:244:LEU:HD13	1:P:244:LEU:N	2.09	0.66
1:M:188:SER:HB3	1:M:191:THR:HG23	1.75	0.66
1:I:357:LEU:HD13	1:I:430:LYS:CE	2.20	0.66
1:Q:19:PHE:HZ	1:Q:92:ILE:CG1	1.72	0.66
1:K:19:PHE:CZ	1:K:92:ILE:CD1	2.73	0.66
1:C:87:PHE:CE2	1:O:88:LEU:CD1	2.66	0.66
1:F:89:MET:HE1	1:F:93:LYS:HG2	1.77	0.66
1:M:81:LEU:HD23	1:M:81:LEU:C	2.15	0.66
1:D:15:ILE:O	1:D:18:VAL:HG23	1.95	0.66
1:D:30:LYS:HA	1:D:49:ILE:HG12	1.76	0.66
1:N:15:ILE:O	1:N:18:VAL:HG23	1.95	0.66
1:N:72:MET:O	1:N:73:VAL:C	2.31	0.66
1:Q:376:PRO:CB	1:Q:379:ALA:HB2	2.21	0.66
1:G:287:HIS:CD2	1:G:289:SER:H	2.05	0.66
1:O:297:VAL:CG1	1:O:324:LEU:HD22	2.24	0.66
1:G:115:ASN:OD1	1:H:253:TRP:HH2	1.78	0.66
1:D:115:ASN:OD1	1:E:253:TRP:HH2	1.78	0.66

Continued on next page...

Continued from previous page...

Atom-1	Atom-2	Interatomic distance (Å)	Clash overlap (Å)
1:Q:267:ARG:NH1	1:Q:356:SER:OG	2.29	0.66
1:G:267:ARG:NH1	1:G:356:SER:OG	2.29	0.66
1:N:242:LEU:CD1	1:N:244:LEU:HD11	2.26	0.66
1:J:242:LEU:CD1	1:J:244:LEU:HD11	2.26	0.66
1:D:189:PRO:CD	1:D:190:GLU:H	2.08	0.66
1:L:301:LEU:O	1:L:305:LEU:HB2	1.95	0.66
1:F:241:LEU:HD11	1:F:263:LEU:HB3	1.77	0.66
1:I:190:GLU:CB	1:I:217:ILE:HD12	2.16	0.66
1:Q:189:PRO:CD	1:Q:190:GLU:H	2.08	0.66
1:Q:15:ILE:O	1:Q:18:VAL:HG23	1.95	0.66
1:E:88:LEU:CD1	1:Q:87:PHE:CE2	2.66	0.66
1:G:15:ILE:O	1:G:18:VAL:HG23	1.95	0.66
1:H:42:LYS:HA	1:H:45:ILE:HG21	1.77	0.66
1:M:33:GLN:HG3	1:M:33:GLN:O	1.95	0.66
1:G:360:LEU:HD23	1:G:360:LEU:C	2.15	0.66
1:K:153:LEU:CD2	1:K:426:TYR:HE1	2.08	0.66
1:J:15:ILE:O	1:J:18:VAL:HG23	1.95	0.66
1:J:97:ARG:N	1:J:97:ARG:HD2	2.02	0.66
2:Q:1301:DTP:H4'	2:Q:1301:DTP:O2A	1.96	0.66
1:Q:242:LEU:CG	1:Q:262:ILE:HG22	2.25	0.66
1:Q:287:HIS:CD2	1:Q:289:SER:H	2.05	0.66
1:G:301:LEU:O	1:G:305:LEU:HB2	1.95	0.66
1:O:157:LYS:HG3	2:O:1301:DTP:O1B	1.92	0.66
1:Q:113:LEU:C	1:Q:113:LEU:HD12	2.15	0.66
1:O:253:TRP:HH2	1:P:115:ASN:OD1	1.78	0.66
1:F:128:LEU:C	1:F:128:LEU:HD13	2.15	0.66
1:G:60:ARG:NH1	1:G:60:ARG:HG2	2.08	0.66
1:P:360:LEU:HD23	1:P:360:LEU:C	2.15	0.66
1:H:360:LEU:C	1:H:360:LEU:HD23	2.15	0.66
1:D:301:LEU:O	1:D:305:LEU:HB2	1.95	0.66
1:F:125:VAL:N	2:F:1301:DTP:N6	2.33	0.66
1:P:301:LEU:O	1:P:305:LEU:HB2	1.95	0.66
1:O:357:LEU:HD13	1:O:430:LYS:CE	2.20	0.66
1:Q:360:LEU:C	1:Q:360:LEU:HD23	2.15	0.66
1:E:87:PHE:CE2	1:Q:88:LEU:CD1	2.66	0.66
1:K:42:LYS:HA	1:K:45:ILE:HG21	1.77	0.66
1:C:33:GLN:HG3	1:C:33:GLN:O	1.95	0.66
1:M:33:GLN:HB2	1:M:35:MET:HB2	1.77	0.66
1:F:42:LYS:HA	1:F:45:ILE:HG21	1.77	0.66
1:A:42:LYS:HA	1:A:45:ILE:HG21	1.77	0.66
1:C:81:LEU:C	1:C:81:LEU:HD23	2.15	0.66

Continued on next page...

Continued from previous page...

Atom-1	Atom-2	Interatomic distance (Å)	Clash overlap (Å)
1:I:39:ILE:HA	1:I:72:MET:CG	2.16	0.66
1:D:97:ARG:NH1	1:D:97:ARG:HG3	2.04	0.66
2:G:1301:DTP:H4'	2:G:1301:DTP:O1A	1.96	0.66
1:O:253:TRP:CZ3	1:P:118:GLN:CD	2.68	0.66
1:H:115:ASN:OD1	1:I:253:TRP:HH2	1.78	0.66
1:H:60:ARG:NH1	1:H:60:ARG:HG2	2.08	0.66
1:N:267:ARG:NH1	1:N:356:SER:OG	2.29	0.66
1:H:267:ARG:NH1	1:H:356:SER:OG	2.29	0.66
1:D:285:LEU:HD12	1:D:290:MET:HB3	1.74	0.66
1:H:244:LEU:N	1:H:244:LEU:HD13	2.09	0.66
1:H:301:LEU:O	1:H:305:LEU:HB2	1.95	0.66
1:P:287:HIS:HD2	1:P:289:SER:N	1.91	0.66
1:G:189:PRO:CD	1:G:190:GLU:H	2.08	0.66
1:P:15:ILE:O	1:P:18:VAL:HG23	1.95	0.66
1:H:15:ILE:O	1:H:18:VAL:HG23	1.95	0.66
1:C:33:GLN:HB2	1:C:35:MET:HB2	1.77	0.66
1:E:153:LEU:CD2	1:E:426:TYR:HE1	2.08	0.66
1:J:72:MET:O	1:J:73:VAL:C	2.31	0.66
1:G:376:PRO:CB	1:G:379:ALA:HB2	2.21	0.66
2:K:1301:DTP:H4'	2:K:1301:DTP:O2A	1.96	0.66
1:Q:301:LEU:O	1:Q:305:LEU:HB2	1.95	0.66
1:G:113:LEU:C	1:G:113:LEU:HD12	2.15	0.66
1:I:245:LEU:CA	1:I:265:THR:HG22	2.18	0.66
1:I:323:ARG:O	1:I:327:ILE:CD1	2.41	0.66
1:O:113:LEU:HD12	1:O:113:LEU:C	2.15	0.66
1:H:118:GLN:CD	1:I:253:TRP:CZ3	2.68	0.66
1:A:128:LEU:HD13	1:A:128:LEU:C	2.15	0.66
1:I:14:ASP:OD1	1:I:14:ASP:N	2.26	0.66
1:P:267:ARG:NH1	1:P:356:SER:OG	2.29	0.66
1:J:267:ARG:NH1	1:J:356:SER:OG	2.29	0.66
1:N:241:LEU:HD11	1:N:263:LEU:HB3	1.77	0.66
1:E:174:MET:HE3	1:E:241:LEU:CD1	2.25	0.66
1:M:188:SER:HG	1:M:189:PRO:HD2	1.55	0.66
1:K:190:GLU:OE1	1:K:191:THR:HG22	1.96	0.66
1:E:188:SER:HG	1:E:189:PRO:HD2	1.61	0.66
1:E:42:LYS:HA	1:E:45:ILE:HG21	1.77	0.66
1:K:360:LEU:HD23	1:K:360:LEU:C	2.15	0.66
1:E:360:LEU:HD23	1:E:360:LEU:C	2.15	0.66
1:D:42:LYS:HA	1:D:45:ILE:HG21	1.77	0.66
1:N:33:GLN:HB2	1:N:35:MET:HB2	1.77	0.66
2:E:1301:DTP:H4'	2:E:1301:DTP:O1A	1.96	0.66

Continued on next page...

Continued from previous page...

Atom-1	Atom-2	Interatomic distance (Å)	Clash overlap (Å)
1:M:127:ARG:HH12	1:M:130:PRO:CG	2.02	0.66
2:I:1301:DTP:H4'	2:I:1301:DTP:O1A	1.96	0.66
1:C:115:ASN:OD1	1:D:253:TRP:HH2	1.78	0.66
1:I:361:GLU:HA	1:I:361:GLU:OE2	1.96	0.66
1:M:128:LEU:C	1:M:128:LEU:HD13	2.15	0.66
1:N:297:VAL:HG13	1:N:324:LEU:CD2	2.26	0.65
1:J:297:VAL:HG13	1:J:324:LEU:CD2	2.26	0.65
1:H:242:LEU:CD1	1:H:244:LEU:HD11	2.26	0.65
1:E:190:GLU:OE1	1:E:191:THR:HG22	1.96	0.65
1:G:87:PHE:CE2	1:K:88:LEU:CD1	2.66	0.65
1:D:26:ASN:ND2	1:P:87:PHE:CE2	2.47	0.65
1:L:12:TYR:HH	1:L:93:LYS:CD	1.91	0.65
1:I:106:TYR:CD2	1:I:168:TYR:HD2	2.14	0.65
1:I:113:LEU:HD12	1:I:113:LEU:C	2.15	0.65
1:O:106:TYR:CD2	1:O:168:TYR:HD2	2.14	0.65
2:O:1301:DTP:O2A	2:O:1301:DTP:H4'	1.96	0.65
1:O:323:ARG:O	1:O:327:ILE:CD1	2.41	0.65
1:G:242:LEU:CG	1:G:262:ILE:HG22	2.25	0.65
1:L:253:TRP:HH2	1:M:115:ASN:OD1	1.78	0.65
1:H:361:GLU:OE2	1:H:361:GLU:HA	1.96	0.65
1:C:128:LEU:HD13	1:C:128:LEU:C	2.15	0.65
1:D:128:LEU:C	1:D:128:LEU:HD13	2.15	0.65
1:P:60:ARG:HG2	1:P:60:ARG:NH1	2.08	0.65
1:O:267:ARG:NH1	1:O:356:SER:OG	2.29	0.65
1:I:267:ARG:NH1	1:I:356:SER:OG	2.29	0.65
1:M:267:ARG:NH1	1:M:356:SER:OG	2.29	0.65
1:J:241:LEU:HD11	1:J:263:LEU:HB3	1.77	0.65
2:H:1301:DTP:H4'	2:H:1301:DTP:O1A	1.96	0.65
2:F:1301:DTP:H4'	2:F:1301:DTP:O1A	1.96	0.65
1:C:188:SER:HG	1:C:189:PRO:HD2	1.55	0.65
1:P:242:LEU:CD1	1:P:244:LEU:HD11	2.26	0.65
1:K:188:SER:HG	1:K:189:PRO:HD2	1.61	0.65
1:F:153:LEU:CD2	1:F:426:TYR:HE1	2.08	0.65
1:P:33:GLN:HB2	1:P:35:MET:HB2	1.77	0.65
1:A:19:PHE:HE2	1:A:92:ILE:HA	1.56	0.65
1:O:39:ILE:HA	1:O:72:MET:CG	2.16	0.65
1:L:97:ARG:NH1	1:L:97:ARG:HG3	2.04	0.65
1:J:33:GLN:HB2	1:J:35:MET:HB2	1.77	0.65
1:P:376:PRO:CB	1:P:379:ALA:CB	2.64	0.65
1:I:375:PHE:CZ	1:I:381:ILE:CD1	2.77	0.65
1:K:235:LYS:N	1:K:236:PRO:CD	2.57	0.65

Continued on next page...

Continued from previous page...

Atom-1	Atom-2	Interatomic distance (Å)	Clash overlap (Å)
1:I:118:GLN:CD	1:J:253:TRP:CZ3	2.68	0.65
1:O:361:GLU:HA	1:O:361:GLU:OE2	1.96	0.65
1:E:128:LEU:HD13	1:E:128:LEU:C	2.15	0.65
1:O:14:ASP:OD1	1:O:14:ASP:N	2.26	0.65
1:F:267:ARG:NH1	1:F:356:SER:OG	2.29	0.65
1:L:241:LEU:HD11	1:L:263:LEU:HB3	1.77	0.65
1:F:174:MET:HE3	1:F:241:LEU:CG	2.15	0.65
1:F:297:VAL:HG13	1:F:324:LEU:CD2	2.26	0.65
2:P:1301:DTP:H4'	2:P:1301:DTP:O2A	1.96	0.65
1:Q:30:LYS:HA	1:Q:49:ILE:HG12	1.76	0.65
1:G:89:MET:HE1	1:G:93:LYS:HG2	1.76	0.65
1:A:153:LEU:CD2	1:A:426:TYR:HE1	2.08	0.65
1:H:33:GLN:HB2	1:H:35:MET:HB2	1.77	0.65
1:N:350:THR:O	1:N:353:ILE:HG23	1.90	0.65
1:L:42:LYS:HA	1:L:45:ILE:HG21	1.77	0.65
1:D:33:GLN:HB2	1:D:35:MET:HB2	1.77	0.65
1:A:297:VAL:HG13	1:A:324:LEU:CD2	2.26	0.65
1:C:106:TYR:CD2	1:C:168:TYR:HD2	2.14	0.65
1:C:127:ARG:HH12	1:C:130:PRO:CG	2.02	0.65
1:M:106:TYR:CD2	1:M:168:TYR:HD2	2.14	0.65
1:I:301:LEU:O	1:I:305:LEU:HB2	1.95	0.65
1:I:297:VAL:HG13	1:I:324:LEU:CD2	2.26	0.65
1:O:297:VAL:HG13	1:O:324:LEU:CD2	2.26	0.65
1:E:235:LYS:N	1:E:236:PRO:CD	2.57	0.65
1:N:253:TRP:CZ3	1:O:118:GLN:CD	2.68	0.65
1:P:361:GLU:OE2	1:P:361:GLU:HA	1.96	0.65
1:N:361:GLU:OE2	1:N:361:GLU:HA	1.96	0.65
1:L:128:LEU:C	1:L:128:LEU:HD13	2.15	0.65
1:C:14:ASP:OD1	1:C:14:ASP:N	2.26	0.65
1:C:267:ARG:NH1	1:C:356:SER:OG	2.29	0.65
1:E:267:ARG:NH1	1:E:356:SER:OG	2.29	0.65
1:A:267:ARG:NH1	1:A:356:SER:OG	2.29	0.65
1:J:106:TYR:CD2	1:J:168:TYR:HD2	2.14	0.65
1:J:245:LEU:CA	1:J:265:THR:HG22	2.12	0.65
1:H:190:GLU:OE1	1:H:191:THR:HG22	1.96	0.65
1:P:190:GLU:OE1	1:P:191:THR:HG22	1.96	0.65
1:L:190:GLU:OE1	1:L:191:THR:HG22	1.96	0.65
1:D:350:THR:HB	1:D:353:ILE:HG21	1.78	0.65
1:Q:89:MET:HE1	1:Q:93:LYS:HG2	1.76	0.65
1:G:19:PHE:HZ	1:G:92:ILE:CG1	1.72	0.65
1:O:89:MET:HE1	1:O:93:LYS:HG2	1.78	0.65

Continued on next page...

Continued from previous page...

Atom-1	Atom-2	Interatomic distance (Å)	Clash overlap (Å)
1:L:33:GLN:HB2	1:L:35:MET:HB2	1.77	0.65
1:A:130:PRO:HG3	1:A:290:MET:O	1.97	0.65
1:C:150:ASP:HB2	1:C:266:THR:OG1	1.90	0.65
1:M:150:ASP:HB2	1:M:266:THR:OG1	1.90	0.65
1:O:245:LEU:CA	1:O:265:THR:HG22	2.18	0.65
1:O:301:LEU:O	1:O:305:LEU:HB2	1.95	0.65
1:K:128:LEU:C	1:K:128:LEU:HD13	2.15	0.65
1:N:106:TYR:CD2	1:N:168:TYR:HD2	2.14	0.65
1:D:241:LEU:HD11	1:D:263:LEU:HB3	1.77	0.65
1:F:130:PRO:HG3	1:F:290:MET:O	1.97	0.65
1:O:276:SER:HB3	1:P:122:LYS:HB2	1.75	0.65
1:Q:79:GLU:O	1:Q:83:ILE:HD13	1.93	0.65
1:H:87:PHE:CE2	1:L:26:ASN:ND2	2.47	0.65
1:C:79:GLU:O	1:C:83:ILE:CG1	2.45	0.65
1:M:79:GLU:O	1:M:83:ILE:CG1	2.45	0.65
1:I:89:MET:HE1	1:I:93:LYS:HG2	1.78	0.65
1:O:375:PHE:CZ	1:O:381:ILE:CD1	2.77	0.65
1:K:297:VAL:HG13	1:K:324:LEU:CD2	2.26	0.65
1:N:253:TRP:HH2	1:O:115:ASN:OD1	1.78	0.65
1:J:361:GLU:HA	1:J:361:GLU:OE2	1.96	0.65
1:G:361:GLU:HA	1:G:361:GLU:OE2	1.96	0.65
1:K:267:ARG:NH1	1:K:356:SER:OG	2.29	0.65
1:L:267:ARG:NH1	1:L:356:SER:OG	2.29	0.65
1:M:14:ASP:OD1	1:M:14:ASP:N	2.26	0.65
1:D:190:GLU:OE1	1:D:191:THR:HG22	1.96	0.65
2:L:1301:DTP:O2A	2:L:1301:DTP:H4'	1.96	0.65
1:F:243:VAL:HA	1:F:263:LEU:O	1.97	0.65
1:L:350:THR:HB	1:L:353:ILE:HG21	1.78	0.65
1:G:30:LYS:HA	1:G:49:ILE:HG12	1.76	0.65
1:A:15:ILE:O	1:A:18:VAL:HG23	1.95	0.65
1:D:35:MET:CG	1:D:45:ILE:HB	2.19	0.65
1:J:79:GLU:O	1:J:83:ILE:CG1	2.45	0.65
1:H:376:PRO:CB	1:H:379:ALA:CB	2.64	0.65
1:K:375:PHE:CZ	1:K:381:ILE:CD1	2.77	0.65
1:K:235:LYS:N	1:K:236:PRO:HD2	2.12	0.65
1:E:235:LYS:N	1:E:236:PRO:HD2	2.12	0.65
1:I:115:ASN:OD1	1:J:253:TRP:HH2	1.78	0.65
1:G:135:ARG:HG3	1:G:135:ARG:HH11	1.62	0.65
1:P:135:ARG:HG3	1:P:135:ARG:HH11	1.62	0.65
1:N:275:LEU:N	1:N:275:LEU:HD22	2.04	0.65
1:J:275:LEU:N	1:J:275:LEU:HD22	2.04	0.65

Continued on next page...

Continued from previous page...

Atom-1	Atom-2	Interatomic distance (Å)	Clash overlap (Å)
2:D:1301:DTP:H4'	2:D:1301:DTP:O1A	1.96	0.65
1:K:174:MET:HE3	1:K:241:LEU:HD13	1.79	0.65
1:H:122:LYS:HB2	1:I:276:SER:HB3	1.75	0.65
1:F:245:LEU:CA	1:F:265:THR:HG22	2.12	0.65
1:I:360:LEU:HD23	1:I:360:LEU:C	2.15	0.65
1:O:360:LEU:C	1:O:360:LEU:HD23	2.15	0.65
1:G:42:LYS:HA	1:G:45:ILE:HG21	1.77	0.65
1:J:350:THR:O	1:J:353:ILE:HG23	1.90	0.65
1:C:12:TYR:OH	1:C:93:LYS:HD3	1.89	0.65
1:M:12:TYR:OH	1:M:93:LYS:HD3	1.89	0.65
1:F:15:ILE:O	1:F:18:VAL:HG23	1.95	0.65
1:F:19:PHE:HE2	1:F:92:ILE:HA	1.56	0.65
1:N:79:GLU:O	1:N:83:ILE:CG1	2.45	0.65
1:E:375:PHE:CZ	1:E:381:ILE:CD1	2.77	0.65
1:K:301:LEU:O	1:K:305:LEU:HB2	1.95	0.65
1:E:297:VAL:HG13	1:E:324:LEU:CD2	2.26	0.65
1:A:235:LYS:N	1:A:236:PRO:HD2	2.12	0.65
1:L:235:LYS:N	1:L:236:PRO:HD2	2.12	0.65
1:D:235:LYS:N	1:D:236:PRO:HD2	2.12	0.65
1:C:253:TRP:HH2	1:J:115:ASN:OD1	1.78	0.65
1:Q:135:ARG:HH11	1:Q:135:ARG:HG3	1.62	0.65
1:H:135:ARG:HH11	1:H:135:ARG:HG3	1.62	0.65
1:Q:361:GLU:HA	1:Q:361:GLU:OE2	1.96	0.65
1:D:267:ARG:NH1	1:D:356:SER:OG	2.29	0.65
2:N:1301:DTP:H4'	2:N:1301:DTP:O2A	1.96	0.65
2:J:1301:DTP:H4'	2:J:1301:DTP:O1A	1.96	0.65
1:J:130:PRO:HG3	1:J:290:MET:O	1.97	0.65
1:D:243:VAL:HA	1:D:263:LEU:O	1.97	0.65
1:F:150:ASP:HB2	1:F:266:THR:OG1	1.90	0.65
1:P:174:MET:HE3	1:P:241:LEU:CD1	2.27	0.65
1:P:243:VAL:HA	1:P:263:LEU:O	1.97	0.65
1:D:357:LEU:HD13	1:D:430:LYS:HE2	1.68	0.65
1:G:79:GLU:O	1:G:83:ILE:HD13	1.93	0.65
1:A:79:GLU:O	1:A:83:ILE:CG1	2.45	0.65
1:C:297:VAL:HG13	1:C:324:LEU:CD2	2.26	0.65
1:M:297:VAL:HG13	1:M:324:LEU:CD2	2.26	0.65
1:I:130:PRO:HG3	1:I:290:MET:O	1.97	0.65
1:O:130:PRO:HG3	1:O:290:MET:O	1.97	0.65
1:Q:235:LYS:N	1:Q:236:PRO:HD2	2.12	0.65
1:F:235:LYS:N	1:F:236:PRO:HD2	2.12	0.65
1:M:253:TRP:CH2	1:N:115:ASN:OD1	2.50	0.65

Continued on next page...

Continued from previous page...

Atom-1	Atom-2	Interatomic distance (Å)	Clash overlap (Å)
1:M:253:TRP:HH2	1:N:115:ASN:OD1	1.78	0.65
1:F:135:ARG:HG3	1:F:135:ARG:HH11	1.62	0.65
1:D:387:SER:HA	1:D:398:VAL:HG11	1.79	0.65
1:L:387:SER:HA	1:L:398:VAL:HG11	1.79	0.65
1:N:130:PRO:HG3	1:N:290:MET:O	1.97	0.65
1:N:243:VAL:HA	1:N:263:LEU:O	1.97	0.65
1:N:245:LEU:CA	1:N:265:THR:HG22	2.12	0.65
1:L:106:TYR:CD2	1:L:168:TYR:HD2	2.14	0.65
1:L:127:ARG:HH12	1:L:130:PRO:CG	2.02	0.65
1:L:243:VAL:HA	1:L:263:LEU:O	1.97	0.65
1:D:106:TYR:CD2	1:D:168:TYR:HD2	2.14	0.65
1:H:243:VAL:HA	1:H:263:LEU:O	1.97	0.65
1:F:190:GLU:OE1	1:F:191:THR:HG22	1.96	0.65
1:P:106:TYR:CD2	1:P:168:TYR:HD2	2.14	0.65
1:Q:42:LYS:HA	1:Q:45:ILE:HG21	1.77	0.65
1:F:79:GLU:O	1:F:83:ILE:CG1	2.45	0.65
1:L:35:MET:CG	1:L:45:ILE:HB	2.19	0.65
1:A:150:ASP:HB2	1:A:266:THR:OG1	1.90	0.65
1:K:376:PRO:CB	1:K:379:ALA:HB2	2.21	0.65
1:E:301:LEU:O	1:E:305:LEU:HB2	1.95	0.65
1:G:130:PRO:HG3	1:G:290:MET:O	1.97	0.65
1:G:235:LYS:N	1:G:236:PRO:HD2	2.12	0.65
1:Q:518:LEU:CD1	1:Q:646:UNK:O	2.45	0.65
1:G:518:LEU:CD1	1:G:646:UNK:O	2.45	0.65
1:D:115:ASN:OD1	1:E:253:TRP:CH2	2.50	0.65
1:K:253:TRP:CH2	1:L:115:ASN:OD1	2.50	0.65
1:I:115:ASN:OD1	1:J:253:TRP:CH2	2.50	0.65
1:C:253:TRP:CH2	1:J:115:ASN:OD1	2.50	0.65
1:A:135:ARG:HG3	1:A:135:ARG:HH11	1.62	0.65
1:J:243:VAL:HA	1:J:263:LEU:O	1.97	0.65
1:H:106:TYR:CD2	1:H:168:TYR:HD2	2.14	0.65
1:C:190:GLU:OE1	1:C:191:THR:HG22	1.96	0.65
1:M:190:GLU:OE1	1:M:191:THR:HG22	1.96	0.65
1:J:350:THR:HB	1:J:353:ILE:HG21	1.78	0.65
1:N:190:GLU:CB	1:N:217:ILE:HD12	2.16	0.65
1:N:190:GLU:OE1	1:N:191:THR:HG22	1.96	0.65
1:C:882:UNK:C	1:C:883:UNK:CA	2.74	0.65
1:D:12:TYR:OH	1:D:93:LYS:HD3	1.89	0.65
1:A:243:VAL:HA	1:A:263:LEU:O	1.97	0.65
1:K:130:PRO:HG3	1:K:290:MET:O	1.97	0.65
1:Q:130:PRO:HG3	1:Q:290:MET:O	1.97	0.65

Continued on next page...

Continued from previous page...

Atom-1	Atom-2	Interatomic distance (Å)	Clash overlap (Å)
1:P:235:LYS:N	1:P:236:PRO:HD2	2.12	0.65
1:I:518:LEU:CD1	1:I:646:UNK:O	2.45	0.65
1:N:253:TRP:CH2	1:O:115:ASN:OD1	2.50	0.65
1:A:361:GLU:OE2	1:A:361:GLU:HA	1.96	0.65
1:N:125:VAL:N	2:N:1301:DTP:N6	2.33	0.64
1:H:297:VAL:HG13	1:H:324:LEU:CD2	2.26	0.64
1:F:242:LEU:CD1	1:F:244:LEU:HD11	2.26	0.64
1:A:190:GLU:OE1	1:A:191:THR:HG22	1.96	0.64
1:L:357:LEU:HD13	1:L:430:LYS:HE2	1.68	0.64
1:Q:19:PHE:HE2	1:Q:92:ILE:HA	1.56	0.64
1:Q:79:GLU:O	1:Q:83:ILE:CG1	2.45	0.64
1:J:190:GLU:OE1	1:J:191:THR:HG22	1.96	0.64
1:L:12:TYR:OH	1:L:93:LYS:HD3	1.89	0.64
1:A:245:LEU:CA	1:A:265:THR:HG22	2.12	0.64
1:M:882:UNK:C	1:M:883:UNK:CA	2.74	0.64
1:E:130:PRO:HG3	1:E:290:MET:O	1.97	0.64
1:G:287:HIS:HD2	1:G:289:SER:N	1.91	0.64
1:Q:106:TYR:CD2	1:Q:168:TYR:HD2	2.14	0.64
2:M:1301:DTP:O2A	2:M:1301:DTP:H4'	1.96	0.64
2:C:1301:DTP:H4'	2:C:1301:DTP:O1A	1.96	0.64
1:A:114:TYR:CE1	1:A:166:LEU:CD1	2.80	0.64
1:P:518:LEU:CD1	1:P:646:UNK:O	2.45	0.64
1:O:518:LEU:CD1	1:O:646:UNK:O	2.45	0.64
1:A:518:LEU:CD1	1:A:646:UNK:O	2.45	0.64
1:E:115:ASN:OD1	1:F:253:TRP:CH2	2.50	0.64
1:O:135:ARG:HG3	1:O:135:ARG:HH11	1.62	0.64
1:F:14:ASP:OD1	1:F:14:ASP:N	2.26	0.64
1:N:113:LEU:C	1:N:113:LEU:HD12	2.15	0.64
1:J:113:LEU:C	1:J:113:LEU:HD12	2.15	0.64
1:H:350:THR:C	1:H:353:ILE:CG2	2.13	0.64
1:L:242:LEU:CD1	1:L:244:LEU:HD11	2.26	0.64
1:D:242:LEU:CD1	1:D:244:LEU:HD11	2.26	0.64
1:F:114:TYR:CE1	1:F:166:LEU:CD1	2.80	0.64
1:F:350:THR:HB	1:F:353:ILE:HG21	1.78	0.64
1:G:19:PHE:HE2	1:G:92:ILE:HA	1.56	0.64
1:G:39:ILE:HA	1:G:72:MET:CG	2.16	0.64
1:G:79:GLU:O	1:G:83:ILE:CG1	2.45	0.64
1:N:350:THR:HB	1:N:353:ILE:HG21	1.78	0.64
1:K:350:THR:HB	1:K:353:ILE:HG21	1.78	0.64
1:I:79:GLU:O	1:I:83:ILE:CG1	2.45	0.64
1:D:39:ILE:HA	1:D:72:MET:CG	2.16	0.64

Continued on next page...

Continued from previous page...

Atom-1	Atom-2	Interatomic distance (Å)	Clash overlap (Å)
1:K:114:TYR:CE1	1:K:166:LEU:CD1	2.80	0.64
1:G:106:TYR:CD2	1:G:168:TYR:HD2	2.14	0.64
1:C:287:HIS:HD2	1:C:289:SER:N	1.91	0.64
1:E:106:TYR:CD2	1:E:168:TYR:HD2	2.14	0.64
1:G:245:LEU:CA	1:G:265:THR:HG22	2.18	0.64
1:H:235:LYS:N	1:H:236:PRO:HD2	2.12	0.64
1:C:235:LYS:N	1:C:236:PRO:HD2	2.12	0.64
1:H:518:LEU:CD1	1:H:646:UNK:O	2.45	0.64
1:F:518:LEU:CD1	1:F:646:UNK:O	2.45	0.64
1:L:518:LEU:CD1	1:L:646:UNK:O	2.45	0.64
1:D:518:LEU:CD1	1:D:646:UNK:O	2.45	0.64
1:A:253:TRP:CH2	1:K:115:ASN:OD1	2.50	0.64
1:I:135:ARG:HH11	1:I:135:ARG:HG3	1.62	0.64
1:F:361:GLU:OE2	1:F:361:GLU:HA	1.96	0.64
1:A:14:ASP:N	1:A:14:ASP:OD1	2.26	0.64
1:N:301:LEU:HD23	1:N:328:ALA:CB	2.27	0.64
1:O:174:MET:HE3	1:O:241:LEU:CD1	2.27	0.64
1:L:174:MET:CE	1:L:241:LEU:CD1	2.76	0.64
1:D:127:ARG:HH12	1:D:130:PRO:CG	2.02	0.64
1:D:174:MET:CE	1:D:241:LEU:CD1	2.76	0.64
1:I:190:GLU:OE1	1:I:191:THR:HG22	1.96	0.64
1:P:297:VAL:HG13	1:P:324:LEU:CD2	2.26	0.64
1:D:357:LEU:HD12	1:D:430:LYS:HZ1	1.39	0.64
1:Q:350:THR:HB	1:Q:353:ILE:HG21	1.78	0.64
1:C:72:MET:O	1:C:73:VAL:C	2.31	0.64
1:M:72:MET:O	1:M:73:VAL:C	2.31	0.64
1:G:350:THR:HB	1:G:353:ILE:HG21	1.78	0.64
1:O:42:LYS:HA	1:O:45:ILE:CG2	2.28	0.64
1:O:79:GLU:O	1:O:83:ILE:CG1	2.45	0.64
1:E:350:THR:HB	1:E:353:ILE:HG21	1.78	0.64
1:I:42:LYS:HA	1:I:45:ILE:CG2	2.28	0.64
1:E:114:TYR:CE1	1:E:166:LEU:CD1	2.80	0.64
1:Q:114:TYR:CE1	1:Q:166:LEU:CD1	2.80	0.64
1:C:323:ARG:O	1:C:327:ILE:CD1	2.41	0.64
1:M:287:HIS:HD2	1:M:289:SER:N	1.91	0.64
1:K:106:TYR:CD2	1:K:168:TYR:HD2	2.14	0.64
1:A:106:TYR:CD2	1:A:168:TYR:HD2	2.14	0.64
1:G:114:TYR:CE1	1:G:166:LEU:CD1	2.80	0.64
1:M:235:LYS:N	1:M:236:PRO:HD2	2.12	0.64
1:O:518:LEU:HD22	1:O:646:UNK:CB	2.28	0.64
1:I:518:LEU:HD22	1:I:646:UNK:CB	2.28	0.64

Continued on next page...

Continued from previous page...

Atom-1	Atom-2	Interatomic distance (Å)	Clash overlap (Å)
1:L:62:PHE:O	1:L:66:LEU:HG	1.97	0.64
1:D:62:PHE:O	1:D:66:LEU:HG	1.97	0.64
1:J:387:SER:HA	1:J:398:VAL:HG11	1.79	0.64
1:N:174:MET:HE1	1:N:241:LEU:CD2	2.11	0.64
1:J:301:LEU:HD23	1:J:328:ALA:CB	2.27	0.64
1:I:174:MET:CE	1:I:241:LEU:CD1	2.76	0.64
1:O:174:MET:CE	1:O:241:LEU:CD1	2.76	0.64
1:P:350:THR:C	1:P:353:ILE:CG2	2.13	0.64
1:L:130:PRO:HG3	1:L:290:MET:O	1.97	0.64
1:O:190:GLU:OE1	1:O:191:THR:HG22	1.96	0.64
1:I:353:ILE:HG23	1:I:354:GLU:N	2.13	0.64
1:A:350:THR:HB	1:A:353:ILE:HG21	1.78	0.64
1:C:42:LYS:HA	1:C:45:ILE:CG2	2.28	0.64
1:M:42:LYS:HA	1:M:45:ILE:CG2	2.28	0.64
1:I:35:MET:CG	1:I:45:ILE:HB	2.19	0.64
1:Q:297:VAL:HG13	1:Q:324:LEU:CD2	2.26	0.64
1:G:297:VAL:HG13	1:G:324:LEU:CD2	2.26	0.64
1:M:518:LEU:HD22	1:M:646:UNK:CB	2.28	0.64
1:C:518:LEU:HD22	1:C:646:UNK:CB	2.28	0.64
1:O:253:TRP:CH2	1:P:115:ASN:OD1	2.50	0.64
1:D:361:GLU:HA	1:D:361:GLU:OE2	1.96	0.64
1:L:361:GLU:OE2	1:L:361:GLU:HA	1.96	0.64
1:N:387:SER:HA	1:N:398:VAL:HG11	1.79	0.64
1:N:174:MET:CE	1:N:241:LEU:CD1	2.76	0.64
1:J:125:VAL:N	2:J:1301:DTP:N6	2.33	0.64
1:J:174:MET:CE	1:J:241:LEU:CD1	2.76	0.64
1:P:353:ILE:HG23	1:P:354:GLU:N	2.13	0.64
1:H:353:ILE:HG23	1:H:354:GLU:N	2.13	0.64
1:D:287:HIS:HD2	1:D:289:SER:N	1.91	0.64
1:D:297:VAL:HG12	1:D:324:LEU:HD21	1.80	0.64
1:Q:190:GLU:OE1	1:Q:191:THR:HG22	1.96	0.64
1:O:353:ILE:HG23	1:O:354:GLU:N	2.13	0.64
1:G:190:GLU:OE1	1:G:191:THR:HG22	1.96	0.64
1:F:353:ILE:HG23	1:F:354:GLU:N	2.13	0.64
1:A:353:ILE:HG23	1:A:354:GLU:N	2.13	0.64
1:J:190:GLU:CB	1:J:217:ILE:HD12	2.16	0.64
1:K:42:LYS:HA	1:K:45:ILE:CG2	2.28	0.64
1:O:33:GLN:HB2	1:O:35:MET:HB2	1.77	0.64
1:Q:287:HIS:HD2	1:Q:289:SER:N	1.91	0.64
1:F:106:TYR:CD2	1:F:168:TYR:HD2	2.14	0.64
1:H:528:ILE:HG21	1:H:539:VAL:CG2	2.27	0.64

Continued on next page...

Continued from previous page...

Atom-1	Atom-2	Interatomic distance (Å)	Clash overlap (Å)
1:H:115:ASN:OD1	1:I:253:TRP:CH2	2.50	0.64
1:C:115:ASN:OD1	1:D:253:TRP:CH2	2.50	0.64
1:C:361:GLU:OE2	1:C:361:GLU:HA	1.96	0.64
1:K:13:LYS:HG2	1:K:14:ASP:OD1	1.98	0.64
1:E:13:LYS:HG2	1:E:14:ASP:OD1	1.98	0.64
1:L:287:HIS:HD2	1:L:289:SER:N	1.91	0.64
1:L:297:VAL:HG12	1:L:324:LEU:HD21	1.80	0.64
1:D:130:PRO:HG3	1:D:290:MET:O	1.97	0.64
1:M:360:LEU:HD23	1:M:360:LEU:C	2.15	0.64
1:H:241:LEU:HD11	1:H:263:LEU:HB3	1.77	0.64
1:Q:39:ILE:HA	1:Q:72:MET:CG	2.16	0.64
1:E:42:LYS:HA	1:E:45:ILE:CG2	2.28	0.64
1:A:241:LEU:HD11	1:A:263:LEU:HB3	1.78	0.64
1:D:424:SER:HA	1:D:427:LEU:HB3	1.80	0.64
1:Q:245:LEU:CA	1:Q:265:THR:HG22	2.18	0.64
1:M:323:ARG:O	1:M:327:ILE:CD1	2.41	0.64
1:I:114:TYR:CE1	1:I:166:LEU:CD1	2.80	0.64
1:O:114:TYR:CE1	1:O:166:LEU:CD1	2.80	0.64
1:O:300:LEU:HD23	1:O:324:LEU:HD23	1.79	0.64
1:G:325:SER:HG	2:G:1301:DTP:H8	1.63	0.64
1:M:114:TYR:CE1	1:M:166:LEU:CD1	2.80	0.64
1:M:275:LEU:N	1:M:275:LEU:HD22	2.04	0.64
1:C:114:TYR:CE1	1:C:166:LEU:CD1	2.80	0.64
1:C:275:LEU:N	1:C:275:LEU:HD22	2.04	0.64
1:C:518:LEU:CD1	1:C:646:UNK:O	2.45	0.64
1:I:528:ILE:HG21	1:I:539:VAL:CG2	2.27	0.64
1:L:253:TRP:CH2	1:M:115:ASN:OD1	2.50	0.64
1:E:135:ARG:HG3	1:E:135:ARG:HH11	1.62	0.64
1:M:361:GLU:OE2	1:M:361:GLU:HA	1.96	0.64
1:J:406:HIS:CD2	1:J:413:LYS:HG2	2.33	0.64
1:D:13:LYS:HG2	1:D:14:ASP:OD1	1.98	0.64
1:L:13:LYS:HG2	1:L:14:ASP:OD1	1.98	0.64
1:L:114:TYR:CE1	1:L:166:LEU:CD1	2.80	0.64
1:P:300:LEU:HD23	1:P:324:LEU:HD23	1.79	0.64
1:I:33:GLN:HB2	1:I:35:MET:HB2	1.77	0.64
1:A:297:VAL:HG12	1:A:324:LEU:HD21	1.80	0.64
1:E:424:SER:HA	1:E:427:LEU:HB3	1.80	0.64
1:K:297:VAL:HG12	1:K:324:LEU:HD21	1.80	0.64
1:E:297:VAL:HG12	1:E:324:LEU:HD21	1.80	0.64
1:M:424:SER:HA	1:M:427:LEU:HB3	1.80	0.64
1:L:424:SER:HA	1:L:427:LEU:HB3	1.80	0.64

Continued on next page...

Continued from previous page...

Atom-1	Atom-2	Interatomic distance (Å)	Clash overlap (Å)
1:C:424:SER:HA	1:C:427:LEU:HB3	1.80	0.64
1:I:300:LEU:HD23	1:I:324:LEU:HD23	1.79	0.64
1:M:518:LEU:CD1	1:M:646:UNK:O	2.45	0.64
1:E:518:LEU:HD22	1:E:646:UNK:CB	2.28	0.64
1:P:528:ILE:HG21	1:P:539:VAL:CG2	2.27	0.64
1:N:521:LEU:HD13	1:N:547:PRO:HG3	1.80	0.64
1:J:521:LEU:HD13	1:J:547:PRO:HG3	1.80	0.64
1:G:63:TRP:HZ2	1:G:131:TYR:CE2	2.16	0.64
1:Q:63:TRP:HZ2	1:Q:131:TYR:CE2	2.16	0.64
1:N:406:HIS:CD2	1:N:413:LYS:HG2	2.33	0.64
1:F:62:PHE:O	1:F:66:LEU:HG	1.97	0.64
1:A:62:PHE:O	1:A:66:LEU:HG	1.97	0.64
1:O:174:MET:HE3	1:O:241:LEU:CG	2.16	0.64
1:D:114:TYR:CE1	1:D:166:LEU:CD1	2.80	0.64
1:H:300:LEU:HD23	1:H:324:LEU:HD23	1.79	0.64
1:F:297:VAL:HG12	1:F:324:LEU:HD21	1.80	0.64
1:Q:42:LYS:HA	1:Q:45:ILE:CG2	2.28	0.64
1:G:42:LYS:HA	1:G:45:ILE:CG2	2.28	0.64
1:J:357:LEU:HD13	1:J:430:LYS:CE	2.20	0.64
1:G:174:MET:HE1	1:G:241:LEU:HD13	1.80	0.64
1:N:357:LEU:HD12	1:N:430:LYS:HZ1	1.42	0.64
1:F:42:LYS:HA	1:F:45:ILE:CG2	2.28	0.64
1:A:42:LYS:HA	1:A:45:ILE:CG2	2.28	0.64
1:O:35:MET:CG	1:O:45:ILE:HB	2.19	0.64
1:F:882:UNK:C	1:F:883:UNK:CA	2.74	0.64
1:K:424:SER:HA	1:K:427:LEU:HB3	1.80	0.64
1:M:376:PRO:CB	1:M:379:ALA:HB2	2.21	0.64
1:C:130:PRO:HG3	1:C:290:MET:O	1.97	0.64
1:I:275:LEU:HD22	1:I:275:LEU:N	2.04	0.64
1:I:349:LEU:HD23	1:I:349:LEU:C	2.18	0.64
1:O:349:LEU:C	1:O:349:LEU:HD23	2.18	0.64
1:Q:518:LEU:HD22	1:Q:646:UNK:CB	2.28	0.64
1:G:518:LEU:HD22	1:G:646:UNK:CB	2.28	0.64
1:K:518:LEU:HD22	1:K:646:UNK:CB	2.28	0.64
1:O:521:LEU:HD13	1:O:547:PRO:HG3	1.80	0.64
1:O:528:ILE:HG21	1:O:539:VAL:CG2	2.27	0.64
1:K:135:ARG:HH11	1:K:135:ARG:HG3	1.62	0.64
1:A:63:TRP:HZ2	1:A:131:TYR:CE2	2.16	0.64
1:F:63:TRP:HZ2	1:F:131:TYR:CE2	2.16	0.64
1:A:13:LYS:HG2	1:A:14:ASP:OD1	1.98	0.64
1:A:387:SER:HA	1:A:398:VAL:HG11	1.79	0.64

Continued on next page...

Continued from previous page...

Atom-1	Atom-2	Interatomic distance (Å)	Clash overlap (Å)
1:J:120:PHE:CE1	1:J:124:ASN:CG	2.72	0.64
1:J:114:TYR:CE1	1:J:166:LEU:CD1	2.80	0.64
1:L:297:VAL:HG13	1:L:324:LEU:CD2	2.26	0.64
1:E:174:MET:HE3	1:E:241:LEU:HD13	1.80	0.64
1:F:120:PHE:CE1	1:F:124:ASN:CG	2.72	0.64
1:P:241:LEU:HD11	1:P:263:LEU:HB3	1.77	0.64
1:G:882:UNK:C	1:G:883:UNK:CA	2.74	0.64
1:H:79:GLU:O	1:H:83:ILE:CG1	2.45	0.64
1:Q:882:UNK:C	1:Q:883:UNK:CA	2.74	0.64
1:A:35:MET:HE3	1:A:40:LEU:CD1	2.22	0.64
1:E:323:ARG:O	1:E:327:ILE:CD1	2.41	0.64
1:O:275:LEU:HD22	1:O:275:LEU:N	2.04	0.64
1:A:115:ASN:OD1	1:Q:253:TRP:CH2	2.50	0.64
1:O:235:LYS:N	1:O:236:PRO:HD2	2.12	0.64
1:I:521:LEU:HD13	1:I:547:PRO:HG3	1.80	0.64
1:P:63:TRP:HZ2	1:P:131:TYR:CE2	2.16	0.64
1:K:406:HIS:CD2	1:K:413:LYS:HG2	2.33	0.64
1:J:13:LYS:HG2	1:J:14:ASP:OD1	1.98	0.64
1:N:13:LYS:HG2	1:N:14:ASP:OD1	1.98	0.64
1:F:13:LYS:HG2	1:F:14:ASP:OD1	1.98	0.64
1:F:387:SER:HA	1:F:398:VAL:HG11	1.79	0.64
1:I:62:PHE:O	1:I:66:LEU:HG	1.97	0.64
1:J:62:PHE:O	1:J:66:LEU:HG	1.97	0.64
1:N:62:PHE:O	1:N:66:LEU:HG	1.97	0.64
1:N:114:TYR:CE1	1:N:166:LEU:CD1	2.80	0.64
1:N:120:PHE:CE1	1:N:124:ASN:CG	2.72	0.64
1:N:297:VAL:HG12	1:N:324:LEU:HD21	1.80	0.64
1:J:297:VAL:HG12	1:J:324:LEU:HD21	1.80	0.64
1:I:174:MET:HE3	1:I:241:LEU:CG	2.16	0.64
1:L:301:LEU:HD23	1:L:328:ALA:CB	2.27	0.64
1:D:297:VAL:HG13	1:D:324:LEU:CD2	2.26	0.64
1:H:114:TYR:CE1	1:H:166:LEU:CD1	2.80	0.64
1:P:114:TYR:CE1	1:P:166:LEU:CD1	2.80	0.64
1:P:174:MET:CE	1:P:241:LEU:CD1	2.76	0.64
1:D:153:LEU:HD22	1:D:426:TYR:CE1	2.33	0.64
1:A:153:LEU:HD22	1:A:426:TYR:CE1	2.33	0.64
1:P:79:GLU:O	1:P:83:ILE:CG1	2.45	0.64
1:N:357:LEU:HD13	1:N:430:LYS:CE	2.20	0.64
1:N:882:UNK:C	1:N:883:UNK:CA	2.74	0.64
1:Q:153:LEU:HD22	1:Q:426:TYR:CE1	2.33	0.64
1:J:882:UNK:C	1:J:883:UNK:CA	2.74	0.64

Continued on next page...

Continued from previous page...

Atom-1	Atom-2	Interatomic distance (Å)	Clash overlap (Å)
1:G:153:LEU:HD22	1:G:426:TYR:CE1	2.33	0.64
1:L:72:MET:O	1:L:73:VAL:C	2.31	0.64
1:A:300:LEU:HD23	1:A:324:LEU:HD23	1.79	0.64
1:J:42:LYS:HA	1:J:45:ILE:CG2	2.28	0.64
1:N:42:LYS:HA	1:N:45:ILE:CG2	2.28	0.64
1:A:882:UNK:C	1:A:883:UNK:CA	2.74	0.64
1:E:120:PHE:CE1	1:E:124:ASN:CG	2.72	0.64
1:C:376:PRO:CB	1:C:379:ALA:HB2	2.21	0.64
1:C:285:LEU:HD12	1:C:290:MET:HB3	1.74	0.64
1:M:130:PRO:HG3	1:M:290:MET:O	1.97	0.64
1:I:120:PHE:CE1	1:I:124:ASN:CG	2.72	0.64
1:F:115:ASN:OD1	1:G:253:TRP:CH2	2.50	0.64
1:A:120:PHE:CE1	1:A:124:ASN:CG	2.72	0.64
1:K:518:LEU:CD1	1:K:646:UNK:O	2.45	0.64
1:J:528:ILE:HG21	1:J:539:VAL:CG2	2.27	0.64
1:M:63:TRP:HZ2	1:M:131:TYR:CE2	2.16	0.64
1:C:63:TRP:HZ2	1:C:131:TYR:CE2	2.16	0.64
1:H:63:TRP:HZ2	1:H:131:TYR:CE2	2.16	0.64
1:E:406:HIS:CD2	1:E:413:LYS:HG2	2.33	0.64
1:D:406:HIS:CD2	1:D:413:LYS:HG2	2.33	0.64
1:L:406:HIS:CD2	1:L:413:LYS:HG2	2.33	0.64
1:C:13:LYS:HG2	1:C:14:ASP:OD1	1.98	0.64
1:O:62:PHE:O	1:O:66:LEU:HG	1.97	0.64
1:C:174:MET:HE3	1:C:241:LEU:CD1	2.28	0.63
1:P:350:THR:HB	1:P:353:ILE:HG21	1.78	0.63
1:P:357:LEU:CD1	1:P:430:LYS:HZ3	1.94	0.63
1:D:301:LEU:HD23	1:D:328:ALA:CB	2.27	0.63
1:H:349:LEU:HD23	1:H:349:LEU:C	2.18	0.63
1:F:300:LEU:HD23	1:F:324:LEU:HD23	1.79	0.63
1:P:349:LEU:HD23	1:P:349:LEU:C	2.18	0.63
1:L:153:LEU:HD22	1:L:426:TYR:CE1	2.33	0.63
1:F:153:LEU:HD22	1:F:426:TYR:CE1	2.33	0.63
1:M:40:LEU:HD21	1:M:65:LEU:HD13	1.80	0.63
1:K:357:LEU:HD13	1:K:430:LYS:CE	2.20	0.63
1:L:40:LEU:HD21	1:L:65:LEU:HD13	1.80	0.63
1:D:72:MET:O	1:D:73:VAL:C	2.31	0.63
1:A:174:MET:CE	1:A:241:LEU:CD1	2.76	0.63
1:J:78:GLU:O	1:J:82:ARG:HB3	1.98	0.63
1:K:120:PHE:CE1	1:K:124:ASN:CG	2.72	0.63
1:K:300:LEU:HD23	1:K:324:LEU:HD23	1.79	0.63
1:O:120:PHE:CE1	1:O:124:ASN:CG	2.72	0.63

Continued on next page...

Continued from previous page...

Atom-1	Atom-2	Interatomic distance (Å)	Clash overlap (Å)
1:G:120:PHE:CE1	1:G:124:ASN:CG	2.72	0.63
1:C:120:PHE:CE1	1:C:124:ASN:CG	2.72	0.63
1:J:235:LYS:N	1:J:236:PRO:HD2	2.12	0.63
1:I:235:LYS:N	1:I:236:PRO:HD2	2.12	0.63
1:J:518:LEU:CD1	1:J:646:UNK:O	2.45	0.63
1:G:528:ILE:HG21	1:G:539:VAL:CG2	2.27	0.63
1:E:518:LEU:CD1	1:E:646:UNK:O	2.45	0.63
1:P:253:TRP:CH2	1:Q:115:ASN:OD1	2.50	0.63
1:N:135:ARG:HH11	1:N:135:ARG:HG3	1.62	0.63
1:L:63:TRP:HZ2	1:L:131:TYR:CE2	2.16	0.63
1:D:63:TRP:HZ2	1:D:131:TYR:CE2	2.16	0.63
1:D:120:PHE:CE1	1:D:124:ASN:CG	2.72	0.63
1:C:360:LEU:HD23	1:C:360:LEU:C	2.15	0.63
1:H:120:PHE:CE1	1:H:124:ASN:CG	2.72	0.63
1:H:174:MET:CE	1:H:241:LEU:CD1	2.76	0.63
1:F:174:MET:CE	1:F:241:LEU:CD1	2.76	0.63
1:L:350:THR:O	1:L:353:ILE:HG23	1.90	0.63
1:G:174:MET:CE	1:G:241:LEU:CD1	2.76	0.63
1:C:40:LEU:HD21	1:C:65:LEU:HD13	1.80	0.63
1:E:357:LEU:HD13	1:E:430:LYS:CE	2.20	0.63
1:D:40:LEU:HD21	1:D:65:LEU:HD13	1.80	0.63
1:N:78:GLU:O	1:N:82:ARG:HB3	1.98	0.63
1:K:323:ARG:O	1:K:327:ILE:CD1	2.41	0.63
1:Q:120:PHE:CE1	1:Q:124:ASN:CG	2.72	0.63
1:M:120:PHE:CE1	1:M:124:ASN:CG	2.72	0.63
1:N:518:LEU:CD1	1:N:646:UNK:O	2.45	0.63
1:N:528:ILE:HG21	1:N:539:VAL:CG2	2.27	0.63
1:G:115:ASN:OD1	1:H:253:TRP:CH2	2.50	0.63
1:J:135:ARG:HH11	1:J:135:ARG:HG3	1.62	0.63
1:J:63:TRP:HZ2	1:J:131:TYR:CE2	2.16	0.63
1:M:13:LYS:HG2	1:M:14:ASP:OD1	1.98	0.63
1:M:387:SER:HA	1:M:398:VAL:HG11	1.79	0.63
1:N:300:LEU:HD23	1:N:324:LEU:HD23	1.79	0.63
1:N:349:LEU:C	1:N:349:LEU:HD23	2.18	0.63
1:C:174:MET:CE	1:C:241:LEU:CD1	2.76	0.63
1:L:120:PHE:CE1	1:L:124:ASN:CG	2.72	0.63
1:M:353:ILE:HG23	1:M:354:GLU:N	2.13	0.63
1:C:353:ILE:HG23	1:C:354:GLU:N	2.13	0.63
1:P:120:PHE:CE1	1:P:124:ASN:CG	2.72	0.63
1:Q:174:MET:CE	1:Q:241:LEU:CD1	2.76	0.63
1:L:97:ARG:HD2	1:L:97:ARG:N	2.02	0.63

Continued on next page...

Continued from previous page...

Atom-1	Atom-2	Interatomic distance (Å)	Clash overlap (Å)
1:E:300:LEU:HD23	1:E:324:LEU:HD23	1.79	0.63
1:C:297:VAL:HG12	1:C:324:LEU:HD21	1.80	0.63
1:M:297:VAL:HG12	1:M:324:LEU:HD21	1.80	0.63
1:N:235:LYS:N	1:N:236:PRO:HD2	2.12	0.63
1:P:518:LEU:HD22	1:P:646:UNK:CB	2.28	0.63
1:L:518:LEU:HD22	1:L:646:UNK:CB	2.28	0.63
1:Q:528:ILE:HG21	1:Q:539:VAL:CG2	2.27	0.63
1:C:528:ILE:HG21	1:C:539:VAL:CG2	2.27	0.63
1:N:63:TRP:HZ2	1:N:131:TYR:CE2	2.16	0.63
1:G:207:TRP:HE1	1:G:227:GLU:HG2	1.64	0.63
1:J:300:LEU:HD23	1:J:324:LEU:HD23	1.79	0.63
1:J:349:LEU:C	1:J:349:LEU:HD23	2.18	0.63
1:I:174:MET:HE3	1:I:241:LEU:CD1	2.28	0.63
1:P:153:LEU:HD22	1:P:426:TYR:CE1	2.33	0.63
1:H:350:THR:HB	1:H:353:ILE:HG21	1.78	0.63
1:P:245:LEU:CA	1:P:265:THR:HG21	2.22	0.63
1:Q:39:ILE:N	1:Q:75:LYS:HZ1	1.97	0.63
1:E:40:LEU:HD21	1:E:65:LEU:HD13	1.80	0.63
1:F:40:LEU:HD21	1:F:65:LEU:HD13	1.80	0.63
1:A:40:LEU:HD21	1:A:65:LEU:HD13	1.80	0.63
1:D:42:LYS:HA	1:D:45:ILE:CG2	2.28	0.63
1:J:30:LYS:HA	1:J:49:ILE:CG1	2.29	0.63
1:N:30:LYS:HA	1:N:49:ILE:CG1	2.29	0.63
1:Q:300:LEU:HD23	1:Q:324:LEU:HD23	1.79	0.63
1:G:300:LEU:HD23	1:G:324:LEU:HD23	1.79	0.63
1:H:518:LEU:HD22	1:H:646:UNK:CB	2.28	0.63
1:D:518:LEU:HD22	1:D:646:UNK:CB	2.28	0.63
1:E:361:GLU:OE2	1:E:361:GLU:HA	1.96	0.63
1:A:406:HIS:CD2	1:A:413:LYS:HG2	2.33	0.63
1:K:521:LEU:HD13	1:K:547:PRO:HG3	1.80	0.63
1:E:521:LEU:HD13	1:E:547:PRO:HG3	1.80	0.63
1:Q:207:TRP:HE1	1:Q:227:GLU:HG2	1.64	0.63
1:E:62:PHE:O	1:E:66:LEU:HG	1.97	0.63
1:M:174:MET:CE	1:M:241:LEU:CD1	2.76	0.63
1:H:153:LEU:HD22	1:H:426:TYR:CE1	2.33	0.63
1:M:153:LEU:HD22	1:M:426:TYR:CE1	2.33	0.63
1:H:297:VAL:HG12	1:H:324:LEU:HD21	1.80	0.63
1:G:39:ILE:N	1:G:75:LYS:HZ1	1.97	0.63
1:P:78:GLU:O	1:P:82:ARG:HB3	1.98	0.63
1:J:153:LEU:HD22	1:J:426:TYR:CE1	2.33	0.63
1:N:153:LEU:HD22	1:N:426:TYR:CE1	2.33	0.63

Continued on next page...

Continued from previous page...

Atom-1	Atom-2	Interatomic distance (Å)	Clash overlap (Å)
1:Q:353:ILE:HG23	1:Q:354:GLU:N	2.13	0.63
1:M:78:GLU:O	1:M:82:ARG:HB3	1.99	0.63
1:A:88:LEU:CD1	1:F:87:PHE:CE2	2.66	0.63
1:I:19:PHE:HZ	1:I:92:ILE:HG23	1.64	0.63
1:L:42:LYS:HA	1:L:45:ILE:CG2	2.28	0.63
1:H:26:ASN:ND2	1:L:87:PHE:CE2	2.47	0.63
1:J:89:MET:HE1	1:J:93:LYS:HG2	1.79	0.63
1:H:424:SER:HA	1:H:427:LEU:HB3	1.80	0.63
1:P:424:SER:HA	1:P:427:LEU:HB3	1.80	0.63
1:F:424:SER:HA	1:F:427:LEU:HB3	1.80	0.63
1:G:297:VAL:HG12	1:G:324:LEU:HD21	1.80	0.63
1:M:528:ILE:HG21	1:M:539:VAL:CG2	2.27	0.63
1:E:63:TRP:HZ2	1:E:131:TYR:CE2	2.16	0.63
1:Q:13:LYS:HG2	1:Q:14:ASP:OD1	1.98	0.63
1:K:207:TRP:HE1	1:K:227:GLU:HG2	1.64	0.63
1:E:207:TRP:HE1	1:E:227:GLU:HG2	1.64	0.63
1:C:387:SER:HA	1:C:398:VAL:HG11	1.79	0.63
1:Q:387:SER:HA	1:Q:398:VAL:HG11	1.79	0.63
1:E:387:SER:HA	1:E:398:VAL:HG11	1.79	0.63
1:P:207:TRP:HE1	1:P:227:GLU:HG2	1.64	0.63
1:C:153:LEU:HD22	1:C:426:TYR:CE1	2.33	0.63
1:H:245:LEU:CA	1:H:265:THR:HG22	2.12	0.63
1:P:130:PRO:HG3	1:P:290:MET:O	1.97	0.63
1:P:297:VAL:HG12	1:P:324:LEU:HD21	1.80	0.63
1:L:357:LEU:HD12	1:L:430:LYS:HZ1	1.41	0.63
1:D:350:THR:O	1:D:353:ILE:HG23	1.90	0.63
1:H:30:LYS:HA	1:H:49:ILE:CG1	2.29	0.63
1:H:78:GLU:O	1:H:82:ARG:HB3	1.98	0.63
1:K:19:PHE:HZ	1:K:92:ILE:CG1	1.72	0.63
1:K:40:LEU:HD21	1:K:65:LEU:HD13	1.80	0.63
1:C:78:GLU:O	1:C:82:ARG:HB3	1.99	0.63
1:O:19:PHE:HZ	1:O:92:ILE:HG23	1.64	0.63
1:K:353:ILE:HG23	1:K:354:GLU:N	2.13	0.63
1:J:19:PHE:HZ	1:J:92:ILE:HG23	1.64	0.63
1:N:19:PHE:HZ	1:N:92:ILE:HG23	1.64	0.63
1:H:369:PHE:CE1	1:H:410:LEU:HB3	2.34	0.63
1:P:369:PHE:CE1	1:P:410:LEU:HB3	2.34	0.63
1:A:424:SER:HA	1:A:427:LEU:HB3	1.80	0.63
1:E:369:PHE:CE1	1:E:410:LEU:HB3	2.34	0.63
1:K:369:PHE:CE1	1:K:410:LEU:HB3	2.34	0.63
1:K:284:SER:O	1:K:285:LEU:CD1	2.47	0.63

Continued on next page...

Continued from previous page...

Atom-1	Atom-2	Interatomic distance (Å)	Clash overlap (Å)
1:E:284:SER:O	1:E:285:LEU:CD1	2.47	0.63
1:Q:297:VAL:HG12	1:Q:324:LEU:HD21	1.80	0.63
1:N:518:LEU:HD22	1:N:646:UNK:CB	2.28	0.63
1:C:521:LEU:HD13	1:C:547:PRO:HG3	1.80	0.63
1:M:521:LEU:HD13	1:M:547:PRO:HG3	1.80	0.63
1:K:63:TRP:HZ2	1:K:131:TYR:CE2	2.16	0.63
1:K:361:GLU:HA	1:K:361:GLU:OE2	1.96	0.63
1:H:406:HIS:CD2	1:H:413:LYS:HG2	2.33	0.63
1:F:406:HIS:CD2	1:F:413:LYS:HG2	2.33	0.63
1:G:387:SER:HA	1:G:398:VAL:HG11	1.79	0.63
1:G:62:PHE:O	1:G:66:LEU:HG	1.97	0.63
1:H:207:TRP:HE1	1:H:227:GLU:HG2	1.64	0.63
1:K:62:PHE:O	1:K:66:LEU:HG	1.97	0.63
1:M:350:THR:O	1:M:353:ILE:HG23	1.90	0.63
1:H:130:PRO:HG3	1:H:290:MET:O	1.97	0.63
1:F:174:MET:HE1	1:F:241:LEU:HD13	1.81	0.63
1:O:153:LEU:HD22	1:O:426:TYR:CE1	2.33	0.63
1:P:30:LYS:HA	1:P:49:ILE:CG1	2.29	0.63
1:M:19:PHE:HZ	1:M:92:ILE:HG23	1.64	0.63
1:G:353:ILE:HG23	1:G:354:GLU:N	2.13	0.63
1:E:353:ILE:HG23	1:E:354:GLU:N	2.13	0.63
1:P:369:PHE:CE2	1:P:410:LEU:CD2	2.78	0.63
1:J:424:SER:HA	1:J:427:LEU:HB3	1.80	0.63
1:K:127:ARG:NH1	1:K:130:PRO:CG	2.53	0.63
1:D:369:PHE:CE1	1:D:410:LEU:HB3	2.34	0.63
1:L:369:PHE:CE1	1:L:410:LEU:HB3	2.34	0.63
1:Q:284:SER:O	1:Q:285:LEU:CD1	2.47	0.63
1:Q:301:LEU:HD23	1:Q:328:ALA:CB	2.27	0.63
1:I:297:VAL:HG12	1:I:324:LEU:HD21	1.80	0.63
1:O:297:VAL:HG12	1:O:324:LEU:HD21	1.80	0.63
1:I:63:TRP:HZ2	1:I:131:TYR:CE2	2.16	0.63
1:P:406:HIS:CD2	1:P:413:LYS:HG2	2.33	0.63
1:Q:406:HIS:CD2	1:Q:413:LYS:HG2	2.33	0.63
1:G:406:HIS:CD2	1:G:413:LYS:HG2	2.33	0.63
1:G:13:LYS:HG2	1:G:14:ASP:OD1	1.98	0.63
1:P:62:PHE:O	1:P:66:LEU:HG	1.97	0.63
1:F:521:LEU:HD13	1:F:547:PRO:HG3	1.80	0.63
1:Q:62:PHE:O	1:Q:66:LEU:HG	1.97	0.63
1:K:387:SER:HA	1:K:398:VAL:HG11	1.79	0.63
1:E:204:ASP:OD2	1:E:206:ASN:ND2	2.32	0.63
1:A:521:LEU:HD13	1:A:547:PRO:HG3	1.80	0.63

Continued on next page...

Continued from previous page...

Atom-1	Atom-2	Interatomic distance (Å)	Clash overlap (Å)
1:L:242:LEU:HD23	1:L:262:ILE:HG22	1.81	0.63
1:L:349:LEU:HD23	1:L:349:LEU:C	2.18	0.63
1:D:242:LEU:HD23	1:D:262:ILE:HG22	1.81	0.63
1:D:349:LEU:HD23	1:D:349:LEU:C	2.18	0.63
1:H:174:MET:HE1	1:H:241:LEU:HD13	1.81	0.63
1:H:245:LEU:CA	1:H:265:THR:HG21	2.22	0.63
1:F:275:LEU:HD13	1:F:275:LEU:N	2.14	0.63
1:F:287:HIS:HD2	1:F:289:SER:N	1.91	0.63
1:I:153:LEU:HD22	1:I:426:TYR:CE1	2.33	0.63
1:D:353:ILE:HG23	1:D:354:GLU:N	2.13	0.63
1:P:42:LYS:HA	1:P:45:ILE:CG2	2.28	0.63
1:E:16:LEU:CD1	1:E:92:ILE:CD1	2.77	0.63
1:K:16:LEU:CD1	1:K:92:ILE:CD1	2.77	0.63
1:C:19:PHE:HZ	1:C:92:ILE:HG23	1.64	0.63
1:C:30:LYS:HA	1:C:49:ILE:CG1	2.29	0.63
1:O:78:GLU:O	1:O:82:ARG:HB3	1.99	0.63
1:I:78:GLU:O	1:I:82:ARG:HB3	1.99	0.63
1:L:16:LEU:CD1	1:L:92:ILE:CD1	2.77	0.63
1:D:87:PHE:CE2	1:P:26:ASN:ND2	2.47	0.63
1:D:16:LEU:CD1	1:D:92:ILE:CD1	2.77	0.63
1:D:97:ARG:HD2	1:D:97:ARG:N	2.02	0.63
1:A:275:LEU:HD13	1:A:275:LEU:N	2.14	0.63
1:A:284:SER:O	1:A:285:LEU:CD1	2.47	0.63
1:A:349:LEU:C	1:A:349:LEU:HD23	2.18	0.63
1:N:424:SER:HA	1:N:427:LEU:HB3	1.80	0.63
1:K:287:HIS:HD2	1:K:289:SER:N	1.91	0.63
1:E:287:HIS:HD2	1:E:289:SER:N	1.91	0.63
1:G:284:SER:O	1:G:285:LEU:CD1	2.47	0.63
1:G:301:LEU:HD23	1:G:328:ALA:CB	2.27	0.63
1:C:300:LEU:HD23	1:C:324:LEU:HD23	1.79	0.63
1:J:518:LEU:HD22	1:J:646:UNK:CB	2.28	0.63
1:A:518:LEU:HD22	1:A:646:UNK:CB	2.28	0.63
1:O:63:TRP:HZ2	1:O:131:TYR:CE2	2.16	0.63
1:M:62:PHE:O	1:M:66:LEU:HG	1.97	0.63
1:C:62:PHE:O	1:C:66:LEU:HG	1.97	0.63
1:H:387:SER:HA	1:H:398:VAL:HG11	1.79	0.63
1:K:204:ASP:OD2	1:K:206:ASN:ND2	2.32	0.63
1:H:62:PHE:O	1:H:66:LEU:HG	1.97	0.63
1:N:120:PHE:CZ	1:N:124:ASN:OD1	2.52	0.63
1:J:120:PHE:CZ	1:J:124:ASN:OD1	2.52	0.63
1:H:189:PRO:HD2	1:H:190:GLU:H	1.64	0.63

Continued on next page...

Continued from previous page...

Atom-1	Atom-2	Interatomic distance (Å)	Clash overlap (Å)
1:P:189:PRO:HD2	1:P:190:GLU:H	1.64	0.63
1:D:189:PRO:HD2	1:D:190:GLU:H	1.64	0.63
1:O:189:PRO:HD2	1:O:190:GLU:H	1.64	0.63
1:H:323:ARG:O	1:H:327:ILE:CD1	2.41	0.63
1:F:120:PHE:CZ	1:F:124:ASN:OD1	2.52	0.63
1:F:284:SER:O	1:F:285:LEU:CD1	2.47	0.63
1:F:349:LEU:C	1:F:349:LEU:HD23	2.18	0.63
1:I:189:PRO:HD2	1:I:190:GLU:H	1.64	0.63
1:L:353:ILE:HG23	1:L:354:GLU:N	2.13	0.63
1:Q:189:PRO:HD2	1:Q:190:GLU:H	1.64	0.63
1:G:189:PRO:HD2	1:G:190:GLU:H	1.64	0.63
1:H:35:MET:HE3	1:H:40:LEU:CD1	2.20	0.63
1:M:30:LYS:HA	1:M:49:ILE:CG1	2.29	0.63
1:M:16:LEU:CD1	1:M:92:ILE:CD1	2.77	0.63
1:F:19:PHE:CZ	1:F:92:ILE:HA	2.34	0.63
1:A:19:PHE:CZ	1:A:92:ILE:HA	2.34	0.63
1:A:323:ARG:HA	1:A:349:LEU:CD1	2.29	0.63
1:J:40:LEU:HD21	1:J:65:LEU:HD13	1.80	0.63
1:N:40:LEU:HD21	1:N:65:LEU:HD13	1.80	0.63
1:E:120:PHE:CZ	1:E:124:ASN:OD1	2.52	0.63
1:E:349:LEU:HD23	1:E:349:LEU:C	2.18	0.63
1:M:369:PHE:CE1	1:M:410:LEU:HB3	2.34	0.63
1:M:300:LEU:HD23	1:M:324:LEU:HD23	1.79	0.63
1:A:120:PHE:CZ	1:A:124:ASN:OD1	2.52	0.63
1:P:521:LEU:HD13	1:P:547:PRO:HG3	1.80	0.63
1:D:533:PRO:HA	1:D:536:GLU:HB2	1.81	0.63
1:L:533:PRO:HA	1:L:536:GLU:HB2	1.81	0.63
1:D:135:ARG:HH11	1:D:135:ARG:HG3	1.62	0.63
1:P:13:LYS:HG2	1:P:14:ASP:OD1	1.98	0.63
1:D:521:LEU:HD13	1:D:547:PRO:HG3	1.80	0.63
1:L:521:LEU:HD13	1:L:547:PRO:HG3	1.80	0.63
1:P:387:SER:HA	1:P:398:VAL:HG11	1.79	0.63
1:J:174:MET:HE1	1:J:241:LEU:HD13	1.81	0.62
1:L:275:LEU:N	1:L:275:LEU:HD13	2.14	0.62
1:D:275:LEU:N	1:D:275:LEU:HD13	2.14	0.62
1:C:350:THR:O	1:C:353:ILE:HG23	1.90	0.62
1:E:174:MET:CE	1:E:241:LEU:CD1	2.76	0.62
1:F:323:ARG:HA	1:F:349:LEU:CD1	2.29	0.62
1:P:127:ARG:HH12	1:P:130:PRO:CG	2.02	0.62
1:Q:19:PHE:CZ	1:Q:92:ILE:HA	2.34	0.62
1:H:42:LYS:HA	1:H:45:ILE:CG2	2.28	0.62

Continued on next page...

Continued from previous page...

Atom-1	Atom-2	Interatomic distance (Å)	Clash overlap (Å)
1:C:16:LEU:CD1	1:C:92:ILE:CD1	2.77	0.62
1:H:369:PHE:CE2	1:H:410:LEU:CD2	2.78	0.62
1:Q:369:PHE:CE2	1:Q:410:LEU:CD2	2.78	0.62
1:K:120:PHE:CZ	1:K:124:ASN:OD1	2.52	0.62
1:K:349:LEU:C	1:K:349:LEU:HD23	2.18	0.62
1:L:369:PHE:CE2	1:L:410:LEU:CD2	2.78	0.62
1:C:369:PHE:CE1	1:C:410:LEU:HB3	2.34	0.62
1:I:284:SER:O	1:I:285:LEU:CD1	2.47	0.62
1:O:284:SER:O	1:O:285:LEU:CD1	2.47	0.62
1:M:275:LEU:HD13	1:M:275:LEU:N	2.14	0.62
1:F:518:LEU:HD22	1:F:646:UNK:CB	2.28	0.62
1:N:533:PRO:HA	1:N:536:GLU:HB2	1.81	0.62
1:J:533:PRO:HA	1:J:536:GLU:HB2	1.81	0.62
1:I:406:HIS:CD2	1:I:413:LYS:HG2	2.33	0.62
1:H:13:LYS:HG2	1:H:14:ASP:OD1	1.98	0.62
1:O:387:SER:HA	1:O:398:VAL:HG11	1.79	0.62
1:I:387:SER:HA	1:I:398:VAL:HG11	1.79	0.62
1:L:113:LEU:HD12	1:L:113:LEU:C	2.15	0.62
1:H:284:SER:O	1:H:285:LEU:CD1	2.47	0.62
1:P:245:LEU:CA	1:P:265:THR:HG22	2.12	0.62
1:M:190:GLU:CB	1:M:217:ILE:HD12	2.16	0.62
1:K:189:PRO:HD2	1:K:190:GLU:H	1.64	0.62
1:Q:40:LEU:HD21	1:Q:65:LEU:HD13	1.80	0.62
1:G:19:PHE:CZ	1:G:92:ILE:HA	2.34	0.62
1:G:40:LEU:HD21	1:G:65:LEU:HD13	1.80	0.62
1:N:353:ILE:HG23	1:N:354:GLU:N	2.13	0.62
1:J:189:PRO:HD2	1:J:190:GLU:H	1.64	0.62
1:J:192:VAL:HG23	1:J:221:ILE:CD1	2.28	0.62
1:N:189:PRO:HD2	1:N:190:GLU:H	1.64	0.62
1:L:30:LYS:HA	1:L:49:ILE:CG1	2.29	0.62
1:D:19:PHE:HZ	1:D:92:ILE:HG23	1.64	0.62
1:N:12:TYR:OH	1:N:93:LYS:HD3	1.89	0.62
1:E:127:ARG:NH1	1:E:130:PRO:CG	2.53	0.62
1:Q:120:PHE:CZ	1:Q:124:ASN:OD1	2.52	0.62
1:Q:349:LEU:HD23	1:Q:349:LEU:C	2.18	0.62
1:G:349:LEU:C	1:G:349:LEU:HD23	2.18	0.62
1:I:120:PHE:CZ	1:I:124:ASN:OD1	2.52	0.62
1:O:120:PHE:CZ	1:O:124:ASN:OD1	2.52	0.62
1:G:120:PHE:CZ	1:G:124:ASN:OD1	2.52	0.62
1:H:521:LEU:HD13	1:H:547:PRO:HG3	1.80	0.62
1:A:528:ILE:HG21	1:A:539:VAL:CG2	2.27	0.62

Continued on next page...

Continued from previous page...

Atom-1	Atom-2	Interatomic distance (Å)	Clash overlap (Å)
1:D:528:ILE:HG21	1:D:539:VAL:CG2	2.27	0.62
1:K:533:PRO:HA	1:K:536:GLU:HB2	1.81	0.62
1:E:533:PRO:HA	1:E:536:GLU:HB2	1.81	0.62
1:L:135:ARG:HG3	1:L:135:ARG:HH11	1.62	0.62
1:O:406:HIS:CD2	1:O:413:LYS:HG2	2.33	0.62
1:O:207:TRP:HE1	1:O:227:GLU:HG2	1.64	0.62
1:D:323:ARG:O	1:D:327:ILE:CD1	2.41	0.62
1:K:174:MET:CE	1:K:241:LEU:CD1	2.76	0.62
1:P:284:SER:O	1:P:285:LEU:CD1	2.47	0.62
1:P:323:ARG:O	1:P:327:ILE:CD1	2.41	0.62
1:E:189:PRO:HD2	1:E:190:GLU:H	1.64	0.62
1:G:78:GLU:O	1:G:82:ARG:HB3	1.99	0.62
1:P:19:PHE:CZ	1:P:92:ILE:HA	2.34	0.62
1:J:353:ILE:HG23	1:J:354:GLU:N	2.13	0.62
1:I:882:UNK:C	1:I:883:UNK:CA	2.74	0.62
1:E:19:PHE:CZ	1:E:92:ILE:HA	2.34	0.62
1:K:153:LEU:HD22	1:K:426:TYR:CE1	2.33	0.62
1:E:153:LEU:HD22	1:E:426:TYR:CE1	2.33	0.62
1:L:19:PHE:HZ	1:L:92:ILE:HG23	1.64	0.62
1:D:30:LYS:HA	1:D:49:ILE:CG1	2.29	0.62
1:J:12:TYR:OH	1:J:93:LYS:HD3	1.89	0.62
1:G:369:PHE:CE1	1:G:410:LEU:HB3	2.34	0.62
1:D:369:PHE:CE2	1:D:410:LEU:CD2	2.78	0.62
1:I:285:LEU:CD1	1:I:290:MET:CB	2.55	0.62
1:C:275:LEU:N	1:C:275:LEU:HD13	2.14	0.62
1:I:533:PRO:HA	1:I:536:GLU:HB2	1.81	0.62
1:L:528:ILE:HG21	1:L:539:VAL:CG2	2.27	0.62
1:F:204:ASP:OD2	1:F:206:ASN:ND2	2.32	0.62
1:A:204:ASP:OD2	1:A:206:ASN:ND2	2.32	0.62
1:D:204:ASP:OD2	1:D:206:ASN:ND2	2.32	0.62
1:D:284:SER:O	1:D:285:LEU:CD1	2.47	0.62
1:D:300:LEU:HD23	1:D:324:LEU:HD23	1.79	0.62
1:H:19:PHE:HZ	1:H:92:ILE:HG23	1.64	0.62
1:H:19:PHE:CZ	1:H:92:ILE:HA	2.34	0.62
1:E:19:PHE:HZ	1:E:92:ILE:CG1	1.72	0.62
1:E:78:GLU:O	1:E:82:ARG:HB3	1.99	0.62
1:K:19:PHE:CZ	1:K:92:ILE:HA	2.34	0.62
1:N:192:VAL:HG23	1:N:221:ILE:CD1	2.28	0.62
1:O:882:UNK:C	1:O:883:UNK:CA	2.74	0.62
1:F:78:GLU:O	1:F:82:ARG:HB3	1.98	0.62
1:O:12:TYR:HE2	1:O:77:VAL:HG13	1.54	0.62

Continued on next page...

Continued from previous page...

Atom-1	Atom-2	Interatomic distance (Å)	Clash overlap (Å)
1:L:12:TYR:HE2	1:L:77:VAL:HG13	1.54	0.62
1:A:287:HIS:HD2	1:A:289:SER:N	1.91	0.62
1:O:369:PHE:CE2	1:O:410:LEU:CD2	2.78	0.62
1:G:369:PHE:CE2	1:G:410:LEU:CD2	2.78	0.62
1:A:369:PHE:CE2	1:A:410:LEU:CD2	2.78	0.62
1:G:275:LEU:N	1:G:275:LEU:HD13	2.14	0.62
1:M:120:PHE:CZ	1:M:124:ASN:OD1	2.52	0.62
1:P:533:PRO:HA	1:P:536:GLU:HB2	1.81	0.62
1:F:528:ILE:HG21	1:F:539:VAL:CG2	2.27	0.62
1:M:135:ARG:HG3	1:M:135:ARG:HH11	1.62	0.62
1:C:135:ARG:HG3	1:C:135:ARG:HH11	1.62	0.62
1:F:207:TRP:HE1	1:F:227:GLU:HG2	1.64	0.62
1:I:207:TRP:HE1	1:I:227:GLU:HG2	1.64	0.62
1:N:150:ASP:HB2	1:N:266:THR:OG1	1.90	0.62
1:L:284:SER:O	1:L:285:LEU:CD1	2.47	0.62
1:L:323:ARG:O	1:L:327:ILE:CD1	2.41	0.62
1:L:300:LEU:HD23	1:L:324:LEU:HD23	1.79	0.62
1:D:113:LEU:HD12	1:D:113:LEU:C	2.15	0.62
1:H:127:ARG:HH12	1:H:130:PRO:CG	2.02	0.62
1:H:318:THR:HB	1:H:319:THR:OG1	2.00	0.62
1:F:189:PRO:HD2	1:F:190:GLU:H	1.64	0.62
1:F:318:THR:HB	1:F:319:THR:OG1	2.00	0.62
1:P:318:THR:HB	1:P:319:THR:OG1	2.00	0.62
1:Q:78:GLU:O	1:Q:82:ARG:HB3	1.99	0.62
1:P:16:LEU:CD1	1:P:92:ILE:CD1	2.77	0.62
1:H:16:LEU:CD1	1:H:92:ILE:CD1	2.77	0.62
1:K:12:TYR:HH	1:K:93:LYS:CD	1.88	0.62
1:K:89:MET:HE1	1:K:93:LYS:HG2	1.79	0.62
1:K:350:THR:O	1:K:353:ILE:HG23	1.90	0.62
1:A:318:THR:HB	1:A:319:THR:OG1	2.00	0.62
1:Q:369:PHE:CE1	1:Q:410:LEU:HB3	2.34	0.62
1:K:369:PHE:CE2	1:K:410:LEU:CD2	2.78	0.62
1:Q:275:LEU:HD13	1:Q:275:LEU:N	2.14	0.62
1:Q:318:THR:HB	1:Q:319:THR:OG1	2.00	0.62
1:G:318:THR:HB	1:G:319:THR:OG1	2.00	0.62
1:I:148:LEU:HB2	1:I:264:LEU:CD2	2.30	0.62
1:O:148:LEU:HB2	1:O:264:LEU:CD2	2.30	0.62
1:M:148:LEU:HB2	1:M:264:LEU:CD2	2.30	0.62
1:C:120:PHE:CZ	1:C:124:ASN:OD1	2.52	0.62
1:C:148:LEU:HB2	1:C:264:LEU:CD2	2.30	0.62
1:H:533:PRO:HA	1:H:536:GLU:HB2	1.81	0.62

Continued on next page...

Continued from previous page...

Atom-1	Atom-2	Interatomic distance (Å)	Clash overlap (Å)
1:A:533:PRO:HA	1:A:536:GLU:HB2	1.81	0.62
1:O:533:PRO:HA	1:O:536:GLU:HB2	1.81	0.62
1:C:533:PRO:HA	1:C:536:GLU:HB2	1.81	0.62
1:M:406:HIS:CD2	1:M:413:LYS:HG2	2.33	0.62
1:C:406:HIS:CD2	1:C:413:LYS:HG2	2.33	0.62
1:L:204:ASP:OD2	1:L:206:ASN:ND2	2.32	0.62
1:A:207:TRP:HE1	1:A:227:GLU:HG2	1.64	0.62
1:C:207:TRP:HE1	1:C:227:GLU:HG2	1.64	0.62
1:F:242:LEU:HD23	1:F:262:ILE:HG22	1.81	0.62
1:A:189:PRO:HD2	1:A:190:GLU:H	1.64	0.62
1:G:16:LEU:CD1	1:G:92:ILE:CD1	2.77	0.62
1:P:19:PHE:HZ	1:P:92:ILE:HG23	1.64	0.62
1:N:188:SER:HG	1:N:189:PRO:HD2	1.59	0.62
1:A:78:GLU:O	1:A:82:ARG:HB3	1.98	0.62
1:O:19:PHE:CZ	1:O:92:ILE:HA	2.34	0.62
1:N:16:LEU:CD1	1:N:92:ILE:CD1	2.77	0.62
1:N:19:PHE:CZ	1:N:92:ILE:HA	2.34	0.62
1:O:424:SER:HA	1:O:427:LEU:HB3	1.80	0.62
1:I:369:PHE:CE2	1:I:410:LEU:CD2	2.78	0.62
1:I:369:PHE:CE1	1:I:410:LEU:HB3	2.34	0.62
1:I:424:SER:HA	1:I:427:LEU:HB3	1.80	0.62
1:Q:424:SER:HA	1:Q:427:LEU:HB3	1.80	0.62
1:G:424:SER:HA	1:G:427:LEU:HB3	1.80	0.62
1:F:369:PHE:CE2	1:F:410:LEU:CD2	2.78	0.62
1:Q:275:LEU:HD22	1:Q:275:LEU:N	2.04	0.62
1:I:275:LEU:HD13	1:I:275:LEU:N	2.14	0.62
1:O:275:LEU:N	1:O:275:LEU:HD13	2.14	0.62
1:G:148:LEU:HB2	1:G:264:LEU:CD2	2.30	0.62
1:Q:533:PRO:HA	1:Q:536:GLU:HB2	1.81	0.62
1:F:533:PRO:HA	1:F:536:GLU:HB2	1.81	0.62
1:M:533:PRO:HA	1:M:536:GLU:HB2	1.81	0.62
1:K:528:ILE:HG21	1:K:539:VAL:CG2	2.27	0.62
1:E:528:ILE:HG21	1:E:539:VAL:CG2	2.27	0.62
1:E:460:PRO:HG3	1:E:488:ARG:HH21	1.65	0.62
1:I:13:LYS:HG2	1:I:14:ASP:OD1	1.98	0.62
1:O:13:LYS:HG2	1:O:14:ASP:OD1	1.98	0.62
1:N:207:TRP:HE1	1:N:227:GLU:HG2	1.64	0.62
1:J:207:TRP:HE1	1:J:227:GLU:HG2	1.64	0.62
1:J:150:ASP:HB2	1:J:266:THR:OG1	1.90	0.62
1:D:120:PHE:CZ	1:D:124:ASN:OD1	2.52	0.62
1:H:292:LEU:HB3	1:H:296:GLU:HG3	1.82	0.62

Continued on next page...

Continued from previous page...

Atom-1	Atom-2	Interatomic distance (Å)	Clash overlap (Å)
1:F:120:PHE:HA	1:F:159:TRP:CH2	2.35	0.62
1:P:292:LEU:HB3	1:P:296:GLU:HG3	1.82	0.62
1:Q:16:LEU:CD1	1:Q:92:ILE:CD1	2.77	0.62
1:E:12:TYR:HH	1:E:93:LYS:CD	1.88	0.62
1:E:79:GLU:O	1:E:83:ILE:CG1	2.45	0.62
1:K:79:GLU:O	1:K:83:ILE:CG1	2.45	0.62
1:K:78:GLU:O	1:K:82:ARG:HB3	1.99	0.62
1:M:19:PHE:CZ	1:M:92:ILE:HA	2.34	0.62
1:J:19:PHE:CZ	1:J:92:ILE:HA	2.34	0.62
1:J:16:LEU:CD1	1:J:92:ILE:CD1	2.77	0.62
1:O:369:PHE:CE1	1:O:410:LEU:HB3	2.34	0.62
1:A:369:PHE:CE1	1:A:410:LEU:HB3	2.34	0.62
1:E:369:PHE:CE2	1:E:410:LEU:CD2	2.78	0.62
1:N:369:PHE:CE1	1:N:410:LEU:HB3	2.34	0.62
1:Q:120:PHE:HA	1:Q:159:TRP:CH2	2.35	0.62
1:Q:148:LEU:HB2	1:Q:264:LEU:CD2	2.30	0.62
1:O:301:LEU:HD23	1:O:328:ALA:CB	2.27	0.62
1:G:120:PHE:HA	1:G:159:TRP:CH2	2.35	0.62
1:G:533:PRO:HA	1:G:536:GLU:HB2	1.81	0.62
1:K:460:PRO:HG3	1:K:488:ARG:HH21	1.65	0.62
1:A:460:PRO:HG3	1:A:488:ARG:HH21	1.65	0.62
1:M:207:TRP:HE1	1:M:227:GLU:HG2	1.64	0.62
1:L:207:TRP:HE1	1:L:227:GLU:HG2	1.64	0.62
1:N:52:LYS:HA	1:N:52:LYS:HZ3	1.65	0.62
1:N:284:SER:O	1:N:285:LEU:CD1	2.47	0.62
1:J:134:LEU:HD23	1:J:164:VAL:CB	2.30	0.62
1:L:120:PHE:CZ	1:L:124:ASN:OD1	2.52	0.62
1:L:323:ARG:HA	1:L:349:LEU:CD1	2.29	0.62
1:H:134:LEU:HD23	1:H:164:VAL:CB	2.30	0.62
1:H:242:LEU:HD23	1:H:262:ILE:HG22	1.81	0.62
1:C:190:GLU:CB	1:C:217:ILE:HD12	2.16	0.62
1:P:134:LEU:HD23	1:P:164:VAL:CB	2.30	0.62
1:P:242:LEU:HD23	1:P:262:ILE:HG22	1.81	0.62
1:M:189:PRO:HD2	1:M:190:GLU:H	1.64	0.62
1:P:79:GLU:O	1:P:83:ILE:HD13	1.93	0.62
1:E:89:MET:HE1	1:E:93:LYS:HG2	1.79	0.62
1:O:30:LYS:HA	1:O:49:ILE:CG1	2.29	0.62
1:I:19:PHE:CZ	1:I:92:ILE:HA	2.34	0.62
1:D:78:GLU:O	1:D:82:ARG:HB3	1.98	0.62
1:A:301:LEU:HD23	1:A:328:ALA:CB	2.27	0.62
1:N:89:MET:HE1	1:N:93:LYS:HG2	1.81	0.62

Continued on next page...

Continued from previous page...

Atom-1	Atom-2	Interatomic distance (Å)	Clash overlap (Å)
1:F:369:PHE:CE1	1:F:410:LEU:HB3	2.34	0.62
1:J:369:PHE:CE1	1:J:410:LEU:HB3	2.34	0.62
1:E:318:THR:HB	1:E:319:THR:OG1	2.00	0.62
1:O:285:LEU:CD1	1:O:290:MET:CB	2.55	0.62
1:C:265:THR:HG23	1:C:265:THR:O	2.00	0.62
1:A:120:PHE:HA	1:A:159:TRP:CH2	2.35	0.62
1:M:460:PRO:HG3	1:M:488:ARG:HH21	1.65	0.62
1:D:460:PRO:HG3	1:D:488:ARG:HH21	1.65	0.62
1:L:460:PRO:HG3	1:L:488:ARG:HH21	1.65	0.62
1:F:460:PRO:HG3	1:F:488:ARG:HH21	1.65	0.62
1:K:52:LYS:HA	1:K:52:LYS:HZ3	1.64	0.62
1:G:521:LEU:HD13	1:G:547:PRO:HG3	1.80	0.62
1:N:134:LEU:HD23	1:N:164:VAL:CB	2.30	0.62
1:N:292:LEU:HB3	1:N:296:GLU:HG3	1.82	0.62
1:J:275:LEU:N	1:J:275:LEU:HD13	2.14	0.62
1:J:284:SER:O	1:J:285:LEU:CD1	2.47	0.62
1:J:292:LEU:HB3	1:J:296:GLU:HG3	1.82	0.62
1:D:323:ARG:HA	1:D:349:LEU:CD1	2.29	0.62
1:H:120:PHE:CZ	1:H:124:ASN:OD1	2.52	0.62
1:E:30:LYS:HA	1:E:49:ILE:CG1	2.29	0.62
1:C:19:PHE:HZ	1:C:92:ILE:CB	2.12	0.62
1:C:19:PHE:CZ	1:C:92:ILE:HA	2.34	0.62
1:E:357:LEU:HD12	1:E:430:LYS:HZ1	1.41	0.62
1:I:30:LYS:HA	1:I:49:ILE:CG1	2.29	0.62
1:L:78:GLU:O	1:L:82:ARG:HB3	1.98	0.62
1:K:318:THR:HB	1:K:319:THR:OG1	2.00	0.62
1:Q:127:ARG:NH1	1:Q:130:PRO:CG	2.53	0.62
1:G:150:ASP:HB2	1:G:266:THR:OG1	1.90	0.62
1:I:265:THR:HG23	1:I:265:THR:O	2.00	0.62
1:O:265:THR:O	1:O:265:THR:HG23	2.00	0.62
1:M:120:PHE:HA	1:M:159:TRP:CH2	2.35	0.62
1:M:265:THR:HG23	1:M:265:THR:O	2.00	0.62
1:C:460:PRO:HG3	1:C:488:ARG:HH21	1.65	0.62
1:Q:460:PRO:HG3	1:Q:488:ARG:HH21	1.65	0.62
1:E:52:LYS:HZ3	1:E:52:LYS:HA	1.64	0.62
1:D:207:TRP:HE1	1:D:227:GLU:HG2	1.64	0.62
1:N:120:PHE:HA	1:N:159:TRP:CH2	2.35	0.62
1:N:275:LEU:HD13	1:N:275:LEU:N	2.14	0.62
1:J:120:PHE:HA	1:J:159:TRP:CH2	2.35	0.62
1:M:174:MET:HE3	1:M:241:LEU:CD1	2.29	0.62
1:L:120:PHE:HA	1:L:159:TRP:CH2	2.35	0.62

Continued on next page...

Continued from previous page...

Atom-1	Atom-2	Interatomic distance (Å)	Clash overlap (Å)
1:H:113:LEU:C	1:H:113:LEU:HD12	2.15	0.62
1:H:120:PHE:HA	1:H:159:TRP:CH2	2.35	0.62
1:F:301:LEU:HD23	1:F:328:ALA:CB	2.27	0.62
1:C:189:PRO:HD2	1:C:190:GLU:H	1.64	0.62
1:P:120:PHE:CZ	1:P:124:ASN:OD1	2.52	0.62
1:P:120:PHE:HA	1:P:159:TRP:CH2	2.35	0.62
1:E:192:VAL:HG23	1:E:221:ILE:CD1	2.28	0.62
1:P:40:LEU:HD21	1:P:65:LEU:HD13	1.80	0.62
1:K:30:LYS:HA	1:K:49:ILE:CG1	2.29	0.62
1:M:19:PHE:HZ	1:M:92:ILE:CB	2.12	0.62
1:F:19:PHE:HZ	1:F:92:ILE:HG23	1.64	0.62
1:P:882:UNK:C	1:P:883:UNK:CA	2.74	0.62
1:A:19:PHE:HZ	1:A:92:ILE:HG23	1.64	0.62
1:E:350:THR:O	1:E:353:ILE:HG23	1.90	0.62
1:I:12:TYR:HE2	1:I:77:VAL:HG13	1.54	0.62
1:I:40:LEU:HD21	1:I:65:LEU:HD13	1.80	0.62
1:D:12:TYR:HE2	1:D:77:VAL:HG13	1.54	0.62
1:D:19:PHE:CZ	1:D:92:ILE:CD1	2.73	0.62
1:N:79:GLU:O	1:N:83:ILE:HD13	1.93	0.62
1:K:292:LEU:HB3	1:K:296:GLU:HG3	1.82	0.62
1:E:148:LEU:HB2	1:E:264:LEU:CD2	2.30	0.62
1:Q:150:ASP:HB2	1:Q:266:THR:OG1	1.90	0.62
1:M:134:LEU:HD23	1:M:164:VAL:CB	2.30	0.62
1:M:349:LEU:C	1:M:349:LEU:HD23	2.18	0.62
1:I:318:THR:HB	1:I:319:THR:OG1	2.00	0.62
1:I:301:LEU:HD23	1:I:328:ALA:CB	2.27	0.62
1:O:318:THR:HB	1:O:319:THR:OG1	2.00	0.62
1:M:125:VAL:N	2:M:1301:DTP:N6	2.33	0.62
1:C:120:PHE:HA	1:C:159:TRP:CH2	2.35	0.62
1:G:460:PRO:HG3	1:G:488:ARG:HH21	1.65	0.62
1:D:52:LYS:HZ3	1:D:52:LYS:HA	1.65	0.62
1:Q:521:LEU:HD13	1:Q:547:PRO:HG3	1.80	0.62
1:C:357:LEU:HD13	1:C:430:LYS:CE	2.20	0.61
1:P:265:THR:HG23	1:P:265:THR:O	2.00	0.61
1:P:323:ARG:HA	1:P:349:LEU:CD1	2.29	0.61
1:H:40:LEU:HD21	1:H:65:LEU:HD13	1.80	0.61
1:H:79:GLU:O	1:H:83:ILE:HD13	1.93	0.61
1:K:12:TYR:OH	1:K:93:LYS:HD3	1.89	0.61
1:O:40:LEU:HD21	1:O:65:LEU:HD13	1.80	0.61
1:H:882:UNK:C	1:H:883:UNK:CA	2.74	0.61
1:I:87:PHE:CE2	1:M:26:ASN:ND2	2.47	0.61

Continued on next page...

Continued from previous page...

Atom-1	Atom-2	Interatomic distance (Å)	Clash overlap (Å)
1:D:79:GLU:O	1:D:83:ILE:CG1	2.45	0.61
1:K:148:LEU:HB2	1:K:264:LEU:CD2	2.30	0.61
1:E:292:LEU:HB3	1:E:296:GLU:HG3	1.82	0.61
1:C:134:LEU:HD23	1:C:164:VAL:CB	2.30	0.61
1:C:349:LEU:HD23	1:C:349:LEU:C	2.18	0.61
1:M:284:SER:O	1:M:285:LEU:CD1	2.47	0.61
1:O:134:LEU:HD23	1:O:164:VAL:CB	2.30	0.61
1:O:349:LEU:O	1:O:352:ILE:HG23	2.00	0.61
1:G:275:LEU:N	1:G:275:LEU:HD22	2.04	0.61
1:P:460:PRO:HG3	1:P:488:ARG:HH21	1.65	0.61
1:N:318:THR:HB	1:N:319:THR:OG1	2.00	0.61
1:J:318:THR:HB	1:J:319:THR:OG1	2.00	0.61
1:L:275:LEU:N	1:L:275:LEU:HD22	2.04	0.61
1:L:318:THR:HB	1:L:319:THR:OG1	2.00	0.61
1:D:120:PHE:HA	1:D:159:TRP:CH2	2.35	0.61
1:D:285:LEU:CD1	1:D:290:MET:CB	2.55	0.61
1:D:318:THR:HB	1:D:319:THR:OG1	2.00	0.61
1:M:357:LEU:HD13	1:M:430:LYS:CE	2.20	0.61
1:H:265:THR:O	1:H:265:THR:HG23	2.00	0.61
1:H:323:ARG:HA	1:H:349:LEU:CD1	2.29	0.61
1:F:292:LEU:HB3	1:F:296:GLU:HG3	1.82	0.61
1:P:113:LEU:HD12	1:P:113:LEU:C	2.15	0.61
1:P:127:ARG:HH11	1:P:127:ARG:CB	2.14	0.61
1:Q:190:GLU:HB2	1:Q:217:ILE:HD12	1.81	0.61
1:K:192:VAL:HG23	1:K:221:ILE:CD1	2.28	0.61
1:P:35:MET:HE3	1:P:40:LEU:CD1	2.22	0.61
1:L:79:GLU:O	1:L:83:ILE:CG1	2.45	0.61
1:A:127:ARG:HH12	1:A:130:PRO:CG	2.02	0.61
1:K:127:ARG:CB	1:K:127:ARG:HH11	2.14	0.61
1:E:127:ARG:CB	1:E:127:ARG:HH11	2.14	0.61
1:G:349:LEU:O	1:G:352:ILE:HG23	2.00	0.61
1:C:127:ARG:HH11	1:C:127:ARG:CB	2.14	0.61
1:C:284:SER:O	1:C:285:LEU:CD1	2.47	0.61
1:I:349:LEU:O	1:I:352:ILE:HG23	2.00	0.61
1:O:460:PRO:HG3	1:O:488:ARG:HH21	1.65	0.61
1:I:460:PRO:HG3	1:I:488:ARG:HH21	1.65	0.61
1:H:460:PRO:HG3	1:H:488:ARG:HH21	1.65	0.61
1:N:158:THR:HG22	1:N:245:LEU:HD22	1.83	0.61
1:J:174:MET:HE1	1:J:241:LEU:CD2	2.12	0.61
1:D:275:LEU:N	1:D:275:LEU:HD22	2.04	0.61
1:H:127:ARG:HH11	1:H:127:ARG:CB	2.14	0.61

Continued on next page...

Continued from previous page...

Atom-1	Atom-2	Interatomic distance (Å)	Clash overlap (Å)
1:F:127:ARG:HH12	1:F:130:PRO:CG	2.02	0.61
1:E:12:TYR:OH	1:E:93:LYS:HD3	1.89	0.61
1:L:19:PHE:CZ	1:L:92:ILE:CD1	2.73	0.61
1:A:349:LEU:O	1:A:352:ILE:HG23	2.01	0.61
1:Q:292:LEU:HB3	1:Q:296:GLU:HG3	1.82	0.61
1:Q:349:LEU:O	1:Q:352:ILE:HG23	2.00	0.61
1:G:127:ARG:NH1	1:G:130:PRO:CG	2.53	0.61
1:M:127:ARG:HH11	1:M:127:ARG:CB	2.14	0.61
1:J:158:THR:HG22	1:J:245:LEU:HD22	1.83	0.61
1:J:349:LEU:O	1:J:352:ILE:HG23	2.01	0.61
1:L:265:THR:HG23	1:L:265:THR:O	2.00	0.61
1:F:127:ARG:HH11	1:F:127:ARG:CB	2.14	0.61
1:F:349:LEU:O	1:F:352:ILE:HG23	2.01	0.61
1:L:357:LEU:HD13	1:L:430:LYS:CE	2.20	0.61
1:D:357:LEU:HD13	1:D:430:LYS:CE	2.20	0.61
1:G:19:PHE:HZ	1:G:92:ILE:HG23	1.64	0.61
1:F:93:LYS:O	1:F:97:ARG:CD	2.49	0.61
1:A:93:LYS:O	1:A:97:ARG:CD	2.49	0.61
1:K:357:LEU:HD12	1:K:430:LYS:HZ1	1.41	0.61
1:A:292:LEU:HB3	1:A:296:GLU:HG3	1.82	0.61
1:K:275:LEU:N	1:K:275:LEU:HD22	2.04	0.61
1:E:120:PHE:HA	1:E:159:TRP:CH2	2.35	0.61
1:G:292:LEU:HB3	1:G:296:GLU:HG3	1.82	0.61
1:J:52:LYS:HZ3	1:J:52:LYS:HA	1.66	0.61
1:N:174:MET:HE3	1:N:241:LEU:CD1	2.29	0.61
1:N:349:LEU:O	1:N:352:ILE:HG23	2.01	0.61
1:J:127:ARG:NH1	1:J:130:PRO:CG	2.53	0.61
1:H:192:VAL:HG23	1:H:221:ILE:CD1	2.28	0.61
1:L:285:LEU:CD1	1:L:290:MET:CB	2.55	0.61
1:D:292:LEU:HB3	1:D:296:GLU:HG3	1.82	0.61
1:F:188:SER:HG	1:F:189:PRO:HD2	1.62	0.61
1:G:190:GLU:HB2	1:G:217:ILE:HD12	1.81	0.61
1:P:97:ARG:HD2	1:P:97:ARG:N	2.02	0.61
1:E:93:LYS:O	1:E:97:ARG:CD	2.49	0.61
1:K:93:LYS:O	1:K:97:ARG:CD	2.49	0.61
1:F:76:PHE:O	1:F:76:PHE:HD1	1.83	0.61
1:A:76:PHE:HD1	1:A:76:PHE:O	1.83	0.61
1:A:127:ARG:CB	1:A:127:ARG:HH11	2.14	0.61
1:A:158:THR:HG22	1:A:245:LEU:HD22	1.83	0.61
1:J:79:GLU:O	1:J:83:ILE:HD13	1.93	0.61
1:Q:265:THR:O	1:Q:265:THR:HG23	2.00	0.61

Continued on next page...

Continued from previous page...

Atom-1	Atom-2	Interatomic distance (Å)	Clash overlap (Å)
1:Q:285:LEU:HD12	1:Q:290:MET:HB3	1.74	0.61
1:I:120:PHE:HA	1:I:159:TRP:CH2	2.35	0.61
1:O:120:PHE:HA	1:O:159:TRP:CH2	2.35	0.61
1:G:265:THR:O	1:G:265:THR:HG23	2.00	0.61
1:C:125:VAL:N	2:C:1301:DTP:N6	2.33	0.61
1:N:295:ASP:O	1:N:297:VAL:N	2.34	0.61
1:J:242:LEU:HD23	1:J:262:ILE:HG22	1.81	0.61
1:J:295:ASP:O	1:J:297:VAL:N	2.34	0.61
1:L:149:ILE:HG13	1:L:283:ILE:HB	1.83	0.61
1:L:292:LEU:HB3	1:L:296:GLU:HG3	1.82	0.61
1:D:134:LEU:HD23	1:D:164:VAL:CB	2.30	0.61
1:D:265:THR:HG23	1:D:265:THR:O	2.00	0.61
1:D:149:ILE:HG13	1:D:283:ILE:HB	1.83	0.61
1:H:275:LEU:HD22	1:H:275:LEU:N	2.04	0.61
1:H:122:LYS:HD2	1:I:276:SER:HG	0.75	0.61
1:P:148:LEU:HB2	1:P:264:LEU:CD2	2.30	0.61
1:P:275:LEU:N	1:P:275:LEU:HD13	2.14	0.61
1:Q:19:PHE:HZ	1:Q:92:ILE:HG23	1.64	0.61
1:Q:93:LYS:O	1:Q:97:ARG:CD	2.49	0.61
1:A:16:LEU:CD1	1:A:92:ILE:CD1	2.77	0.61
1:L:93:LYS:O	1:L:97:ARG:CD	2.49	0.61
1:D:93:LYS:O	1:D:97:ARG:CD	2.49	0.61
1:K:120:PHE:HA	1:K:159:TRP:CH2	2.35	0.61
1:Q:295:ASP:O	1:Q:297:VAL:N	2.34	0.61
1:G:295:ASP:O	1:G:297:VAL:N	2.34	0.61
1:I:127:ARG:CB	1:I:127:ARG:HH11	2.14	0.61
1:M:204:ASP:OD2	1:M:206:ASN:ND2	2.32	0.61
1:N:265:THR:HG23	1:N:265:THR:O	2.00	0.61
1:L:134:LEU:HD23	1:L:164:VAL:CB	2.30	0.61
1:L:174:MET:HE3	1:L:241:LEU:CD1	2.30	0.61
1:H:148:LEU:HB2	1:H:264:LEU:CD2	2.30	0.61
1:H:271:VAL:O	1:H:275:LEU:HD22	2.01	0.61
1:H:275:LEU:HD13	1:H:275:LEU:N	2.14	0.61
1:H:149:ILE:HG13	1:H:283:ILE:HB	1.83	0.61
1:F:158:THR:HG22	1:F:245:LEU:HD22	1.83	0.61
1:F:285:LEU:CD1	1:F:290:MET:CB	2.55	0.61
1:P:271:VAL:O	1:P:275:LEU:HD22	2.01	0.61
1:P:275:LEU:N	1:P:275:LEU:HD22	2.04	0.61
1:P:149:ILE:HG13	1:P:283:ILE:HB	1.83	0.61
1:G:93:LYS:O	1:G:97:ARG:CD	2.49	0.61
1:F:16:LEU:CD1	1:F:92:ILE:CD1	2.77	0.61

Continued on next page...

Continued from previous page...

Atom-1	Atom-2	Interatomic distance (Å)	Clash overlap (Å)
1:O:76:PHE:O	1:O:76:PHE:HD1	1.83	0.61
1:O:16:LEU:CD1	1:O:92:ILE:CD1	2.77	0.61
1:I:16:LEU:CD1	1:I:92:ILE:CD1	2.77	0.61
1:I:76:PHE:O	1:I:76:PHE:HD1	1.83	0.61
1:A:174:MET:HE1	1:A:241:LEU:HD13	1.83	0.61
1:K:271:VAL:O	1:K:275:LEU:HD22	2.01	0.61
1:E:271:VAL:O	1:E:275:LEU:HD22	2.01	0.61
1:C:285:LEU:HD13	1:C:290:MET:CG	2.31	0.61
1:M:285:LEU:HD13	1:M:290:MET:CG	2.31	0.61
1:M:295:ASP:O	1:M:297:VAL:N	2.34	0.61
1:I:323:ARG:HA	1:I:349:LEU:CD1	2.29	0.61
1:O:127:ARG:CB	1:O:127:ARG:HH11	2.14	0.61
1:O:323:ARG:HA	1:O:349:LEU:CD1	2.29	0.61
1:N:204:ASP:OD2	1:N:206:ASN:ND2	2.32	0.61
1:F:52:LYS:HZ3	1:F:52:LYS:HA	1.65	0.61
1:N:242:LEU:HD23	1:N:262:ILE:HG22	1.81	0.61
1:N:323:ARG:HA	1:N:349:LEU:CD1	2.29	0.61
1:J:148:LEU:HB2	1:J:264:LEU:CD2	2.30	0.61
1:P:192:VAL:HG23	1:P:221:ILE:CD1	2.28	0.61
1:D:174:MET:HE3	1:D:241:LEU:CD1	2.30	0.61
1:D:349:LEU:O	1:D:352:ILE:HG23	2.01	0.61
1:E:239:ASN:HB3	1:E:261:LYS:HD2	1.82	0.61
1:O:190:GLU:HB2	1:O:217:ILE:HD12	1.81	0.61
1:A:188:SER:HG	1:A:189:PRO:HD2	1.62	0.61
1:Q:76:PHE:O	1:Q:76:PHE:HD1	1.83	0.61
1:G:76:PHE:O	1:G:76:PHE:HD1	1.83	0.61
1:J:188:SER:HG	1:J:189:PRO:HD2	1.59	0.61
1:K:19:PHE:HZ	1:K:92:ILE:HG23	1.64	0.61
1:K:275:LEU:N	1:K:275:LEU:HD13	2.14	0.61
1:K:149:ILE:HG13	1:K:283:ILE:HB	1.83	0.61
1:E:149:ILE:HG13	1:E:283:ILE:HB	1.83	0.61
1:E:275:LEU:N	1:E:275:LEU:HD13	2.14	0.61
1:G:127:ARG:HH12	1:G:130:PRO:CG	2.02	0.61
1:C:295:ASP:O	1:C:297:VAL:N	2.34	0.61
1:M:245:LEU:CA	1:M:265:THR:HG21	2.25	0.61
1:J:204:ASP:OD2	1:J:206:ASN:ND2	2.32	0.61
1:N:285:LEU:HD13	1:N:290:MET:CG	2.31	0.61
1:J:265:THR:O	1:J:265:THR:HG23	2.00	0.61
1:J:285:LEU:HD13	1:J:290:MET:CG	2.31	0.61
1:L:349:LEU:O	1:L:352:ILE:HG23	2.01	0.61
1:F:134:LEU:HD23	1:F:164:VAL:CB	2.30	0.61

Continued on next page...

Continued from previous page...

Atom-1	Atom-2	Interatomic distance (Å)	Clash overlap (Å)
1:F:285:LEU:HD13	1:F:290:MET:CG	2.31	0.61
1:G:30:LYS:HA	1:G:49:ILE:CG1	2.29	0.61
1:H:97:ARG:HD2	1:H:97:ARG:N	2.02	0.61
1:E:19:PHE:HZ	1:E:92:ILE:CB	2.12	0.61
1:K:19:PHE:HZ	1:K:92:ILE:CB	2.12	0.61
1:C:76:PHE:O	1:C:76:PHE:HD1	1.83	0.61
1:C:93:LYS:O	1:C:97:ARG:CD	2.49	0.61
1:M:76:PHE:HD1	1:M:76:PHE:O	1.83	0.61
1:A:30:LYS:HA	1:A:49:ILE:CG1	2.29	0.61
1:L:80:VAL:O	1:L:83:ILE:HG12	2.01	0.61
1:D:80:VAL:O	1:D:83:ILE:HG12	2.01	0.61
1:A:285:LEU:HD13	1:A:290:MET:CG	2.31	0.61
1:J:76:PHE:O	1:J:76:PHE:HD1	1.83	0.61
1:J:93:LYS:O	1:J:97:ARG:CD	2.49	0.61
1:N:93:LYS:O	1:N:97:ARG:CD	2.49	0.61
1:E:275:LEU:N	1:E:275:LEU:HD22	2.04	0.61
1:C:379:ALA:HB1	1:C:470:HIS:HE2	1.66	0.61
1:Q:127:ARG:HH12	1:Q:130:PRO:CG	2.02	0.61
1:G:149:ILE:HG13	1:G:283:ILE:HB	1.83	0.61
1:C:349:LEU:O	1:C:352:ILE:HG23	2.00	0.61
1:I:271:VAL:O	1:I:275:LEU:HD22	2.01	0.61
1:I:149:ILE:HG13	1:I:283:ILE:HB	1.83	0.61
1:O:149:ILE:HG13	1:O:283:ILE:HB	1.83	0.61
1:O:271:VAL:O	1:O:275:LEU:HD22	2.01	0.61
1:G:271:VAL:O	1:G:275:LEU:HD22	2.01	0.61
1:C:204:ASP:OD2	1:C:206:ASN:ND2	2.32	0.61
1:Q:204:ASP:OD2	1:Q:206:ASN:ND2	2.32	0.61
1:N:149:ILE:HG13	1:N:283:ILE:HB	1.83	0.61
1:N:148:LEU:HB2	1:N:264:LEU:CD2	2.30	0.61
1:J:323:ARG:HA	1:J:349:LEU:CD1	2.29	0.61
1:D:148:LEU:HB2	1:D:264:LEU:CD2	2.30	0.61
1:K:239:ASN:HB3	1:K:261:LYS:HD2	1.82	0.61
1:Q:355:SER:O	1:Q:358:ASN:HB2	2.01	0.61
1:K:76:PHE:HD1	1:K:76:PHE:O	1.83	0.61
1:F:45:ILE:HD12	1:F:49:ILE:HD11	1.83	0.61
1:A:45:ILE:HD12	1:A:49:ILE:HD11	1.83	0.61
1:A:134:LEU:HD23	1:A:164:VAL:CB	2.30	0.61
1:A:149:ILE:HG13	1:A:283:ILE:HB	1.83	0.61
1:A:285:LEU:CD1	1:A:290:MET:CB	2.55	0.61
1:N:80:VAL:O	1:N:83:ILE:HG12	2.01	0.61
1:H:379:ALA:HB1	1:H:470:HIS:HE2	1.66	0.61

Continued on next page...

Continued from previous page...

Atom-1	Atom-2	Interatomic distance (Å)	Clash overlap (Å)
1:N:379:ALA:HB1	1:N:470:HIS:HE2	1.66	0.61
1:E:349:LEU:O	1:E:352:ILE:HG23	2.00	0.61
1:M:379:ALA:HB1	1:M:470:HIS:HE2	1.66	0.61
1:Q:149:ILE:HG13	1:Q:283:ILE:HB	1.83	0.61
1:Q:271:VAL:O	1:Q:275:LEU:HD22	2.01	0.61
1:G:285:LEU:HD12	1:G:290:MET:HB3	1.74	0.61
1:C:149:ILE:HG13	1:C:283:ILE:HB	1.83	0.61
1:M:149:ILE:HG13	1:M:283:ILE:HB	1.83	0.61
1:M:349:LEU:O	1:M:352:ILE:HG23	2.00	0.61
1:G:204:ASP:OD2	1:G:206:ASN:ND2	2.32	0.61
1:P:753:UNK:CB	1:P:810:UNK:O	2.49	0.61
1:Q:753:UNK:CB	1:Q:810:UNK:O	2.49	0.61
1:N:271:VAL:O	1:N:275:LEU:HD22	2.01	0.60
1:J:149:ILE:HG13	1:J:283:ILE:HB	1.83	0.60
1:J:323:ARG:O	1:J:327:ILE:CD1	2.41	0.60
1:P:355:SER:O	1:P:358:ASN:HB2	2.01	0.60
1:H:355:SER:O	1:H:358:ASN:HB2	2.01	0.60
1:M:355:SER:O	1:M:358:ASN:HB2	2.01	0.60
1:C:355:SER:O	1:C:358:ASN:HB2	2.01	0.60
1:F:149:ILE:HG13	1:F:283:ILE:HB	1.83	0.60
1:I:190:GLU:HB2	1:I:217:ILE:HD12	1.81	0.60
1:O:350:THR:C	1:O:353:ILE:CG2	2.13	0.60
1:E:76:PHE:HD1	1:E:76:PHE:O	1.83	0.60
1:E:19:PHE:HZ	1:E:92:ILE:HG23	1.64	0.60
1:M:93:LYS:O	1:M:97:ARG:CD	2.49	0.60
1:G:355:SER:O	1:G:358:ASN:HB2	2.01	0.60
1:F:30:LYS:HA	1:F:49:ILE:CG1	2.29	0.60
1:A:265:THR:O	1:A:265:THR:HG23	2.00	0.60
1:J:80:VAL:O	1:J:83:ILE:HG12	2.01	0.60
1:N:76:PHE:HD1	1:N:76:PHE:O	1.83	0.60
1:P:379:ALA:HB1	1:P:470:HIS:HE2	1.66	0.60
1:Q:379:ALA:HB1	1:Q:470:HIS:HE2	1.66	0.60
1:G:379:ALA:HB1	1:G:470:HIS:HE2	1.66	0.60
1:J:379:ALA:HB1	1:J:470:HIS:HE2	1.66	0.60
1:K:134:LEU:HD23	1:K:164:VAL:CB	2.30	0.60
1:K:349:LEU:O	1:K:352:ILE:HG23	2.00	0.60
1:E:295:ASP:O	1:E:297:VAL:N	2.34	0.60
1:Q:319:THR:O	1:Q:319:THR:HG22	2.01	0.60
1:G:319:THR:HG22	1:G:319:THR:O	2.01	0.60
1:M:301:LEU:HD23	1:M:328:ALA:CB	2.27	0.60
1:I:127:ARG:NH1	1:I:130:PRO:CG	2.53	0.60

Continued on next page...

Continued from previous page...

Atom-1	Atom-2	Interatomic distance (Å)	Clash overlap (Å)
1:I:292:LEU:HB3	1:I:296:GLU:HG3	1.82	0.60
1:O:285:LEU:HD13	1:O:290:MET:CG	2.31	0.60
1:C:245:LEU:CA	1:C:265:THR:HG21	2.25	0.60
1:C:271:VAL:O	1:C:275:LEU:HD22	2.01	0.60
1:H:753:UNK:CB	1:H:810:UNK:O	2.49	0.60
1:A:304:TYR:OH	1:A:325:SER:OG	2.19	0.60
1:J:271:VAL:O	1:J:275:LEU:HD22	2.01	0.60
1:L:148:LEU:HB2	1:L:264:LEU:CD2	2.30	0.60
1:F:265:THR:HG23	1:F:265:THR:O	2.00	0.60
1:M:190:GLU:HB2	1:M:217:ILE:HD12	1.81	0.60
1:Q:30:LYS:HA	1:Q:49:ILE:CG1	2.29	0.60
1:C:89:MET:HE1	1:C:93:LYS:HG2	1.82	0.60
1:O:93:LYS:O	1:O:97:ARG:CD	2.49	0.60
1:I:93:LYS:O	1:I:97:ARG:CD	2.49	0.60
1:L:45:ILE:HD12	1:L:49:ILE:HD11	1.83	0.60
1:D:45:ILE:HD12	1:D:49:ILE:HD11	1.83	0.60
1:A:148:LEU:HB2	1:A:264:LEU:CD2	2.30	0.60
1:F:379:ALA:HB1	1:F:470:HIS:HE2	1.66	0.60
1:K:295:ASP:O	1:K:297:VAL:N	2.34	0.60
1:E:134:LEU:HD23	1:E:164:VAL:CB	2.30	0.60
1:C:318:THR:HB	1:C:319:THR:OG1	2.00	0.60
1:I:285:LEU:HD13	1:I:290:MET:CG	2.31	0.60
1:M:271:VAL:O	1:M:275:LEU:HD22	2.01	0.60
1:G:753:UNK:CB	1:G:810:UNK:O	2.49	0.60
1:N:127:ARG:HH11	1:N:127:ARG:CB	2.14	0.60
1:N:323:ARG:O	1:N:327:ILE:CD1	2.41	0.60
1:L:110:ARG:HH11	1:L:110:ARG:CG	2.14	0.60
1:L:271:VAL:O	1:L:275:LEU:HD22	2.01	0.60
1:D:174:MET:HE1	1:D:241:LEU:HD13	1.82	0.60
1:H:319:THR:O	1:H:319:THR:HG22	2.01	0.60
1:F:148:LEU:HB2	1:F:264:LEU:CD2	2.30	0.60
1:F:174:MET:HE3	1:F:241:LEU:CD1	2.31	0.60
1:O:357:LEU:CD1	1:O:430:LYS:HZ3	1.84	0.60
1:P:93:LYS:O	1:P:97:ARG:CD	2.49	0.60
1:M:89:MET:HE1	1:M:93:LYS:HG2	1.82	0.60
1:H:88:LEU:CD1	1:L:87:PHE:CE2	2.66	0.60
1:J:39:ILE:HA	1:J:72:MET:CG	2.16	0.60
1:A:379:ALA:HB1	1:A:470:HIS:HE2	1.66	0.60
1:N:369:PHE:CE2	1:N:410:LEU:CD2	2.78	0.60
1:K:275:LEU:H	1:K:275:LEU:CD2	1.99	0.60
1:M:127:ARG:NH1	1:M:130:PRO:CG	2.53	0.60

Continued on next page...

Continued from previous page...

Atom-1	Atom-2	Interatomic distance (Å)	Clash overlap (Å)
1:N:753:UNK:CB	1:N:810:UNK:O	2.49	0.60
1:O:204:ASP:OD2	1:O:206:ASN:ND2	2.32	0.60
1:I:204:ASP:OD2	1:I:206:ASN:ND2	2.32	0.60
1:A:753:UNK:CB	1:A:810:UNK:O	2.49	0.60
1:J:127:ARG:CB	1:J:127:ARG:HH11	2.14	0.60
1:H:357:LEU:HD12	1:H:430:LYS:HZ1	1.35	0.60
1:L:189:PRO:HD2	1:L:190:GLU:H	1.64	0.60
1:D:271:VAL:O	1:D:275:LEU:HD22	2.01	0.60
1:D:285:LEU:HD13	1:D:290:MET:CG	2.31	0.60
1:C:357:LEU:HD13	1:C:430:LYS:HZ1	1.62	0.60
1:P:319:THR:HG22	1:P:319:THR:O	2.01	0.60
1:H:93:LYS:O	1:H:97:ARG:CD	2.49	0.60
1:A:12:TYR:HE2	1:A:77:VAL:HG13	1.54	0.60
1:I:80:VAL:O	1:I:83:ILE:HG12	2.01	0.60
1:I:19:PHE:HZ	1:I:92:ILE:CB	2.12	0.60
1:Q:127:ARG:CB	1:Q:127:ARG:HH11	2.14	0.60
1:Q:323:ARG:HA	1:Q:349:LEU:CD1	2.29	0.60
1:G:285:LEU:HD13	1:G:290:MET:CG	2.31	0.60
1:M:318:THR:HB	1:M:319:THR:OG1	2.00	0.60
1:O:127:ARG:NH1	1:O:130:PRO:CG	2.53	0.60
1:O:292:LEU:HB3	1:O:296:GLU:HG3	1.82	0.60
1:F:406:HIS:HD2	1:F:413:LYS:CB	2.14	0.60
1:A:406:HIS:HD2	1:A:413:LYS:CB	2.14	0.60
1:F:753:UNK:CB	1:F:810:UNK:O	2.49	0.60
1:O:753:UNK:CB	1:O:810:UNK:O	2.49	0.60
1:I:753:UNK:CB	1:I:810:UNK:O	2.49	0.60
1:N:242:LEU:CD2	1:N:262:ILE:HG22	2.32	0.60
1:J:242:LEU:CD2	1:J:262:ILE:HG22	2.32	0.60
1:L:174:MET:HE1	1:L:241:LEU:HD13	1.82	0.60
1:C:190:GLU:HB2	1:C:217:ILE:HD12	1.81	0.60
1:P:285:LEU:HD13	1:P:290:MET:CG	2.31	0.60
1:P:349:LEU:O	1:P:352:ILE:HG23	2.01	0.60
1:F:355:SER:O	1:F:358:ASN:HB2	2.01	0.60
1:Q:97:ARG:HD2	1:Q:97:ARG:N	2.02	0.60
1:A:355:SER:O	1:A:358:ASN:HB2	2.01	0.60
1:A:19:PHE:HZ	1:A:92:ILE:CG2	2.15	0.60
1:O:19:PHE:HZ	1:O:92:ILE:CB	2.12	0.60
1:A:319:THR:O	1:A:319:THR:HG22	2.01	0.60
1:J:375:PHE:CE2	1:J:381:ILE:HD12	2.37	0.60
1:N:375:PHE:CE2	1:N:381:ILE:HD12	2.37	0.60
1:K:285:LEU:HD13	1:K:290:MET:CG	2.31	0.60

Continued on next page...

Continued from previous page...

Atom-1	Atom-2	Interatomic distance (Å)	Clash overlap (Å)
1:K:301:LEU:HD23	1:K:328:ALA:CB	2.27	0.60
1:E:265:THR:HG23	1:E:265:THR:O	2.00	0.60
1:M:375:PHE:CE2	1:M:381:ILE:HD12	2.37	0.60
1:C:375:PHE:CE2	1:C:381:ILE:HD12	2.37	0.60
1:Q:285:LEU:HD13	1:Q:290:MET:CG	2.31	0.60
1:C:301:LEU:HD23	1:C:328:ALA:CB	2.27	0.60
1:J:753:UNK:CB	1:J:810:UNK:O	2.49	0.60
1:L:190:GLU:CB	1:L:217:ILE:HD12	2.16	0.60
1:L:285:LEU:HD13	1:L:290:MET:CG	2.31	0.60
1:L:295:ASP:O	1:L:297:VAL:N	2.34	0.60
1:D:158:THR:HG22	1:D:245:LEU:HD22	1.83	0.60
1:H:349:LEU:O	1:H:352:ILE:HG23	2.01	0.60
1:F:319:THR:O	1:F:319:THR:HG22	2.01	0.60
1:P:242:LEU:CD2	1:P:262:ILE:HG22	2.32	0.60
1:Q:19:PHE:HZ	1:Q:92:ILE:CG2	2.15	0.60
1:C:80:VAL:O	1:C:83:ILE:HG12	2.01	0.60
1:F:19:PHE:HZ	1:F:92:ILE:CG2	2.15	0.60
1:O:80:VAL:O	1:O:83:ILE:HG12	2.01	0.60
1:A:174:MET:HE3	1:A:241:LEU:CD1	2.31	0.60
1:A:295:ASP:O	1:A:297:VAL:N	2.34	0.60
1:J:369:PHE:CE2	1:J:410:LEU:CD2	2.78	0.60
1:J:411:VAL:HG12	1:J:411:VAL:O	2.02	0.60
1:N:411:VAL:O	1:N:411:VAL:HG12	2.02	0.60
1:K:265:THR:O	1:K:265:THR:HG23	2.00	0.60
1:E:285:LEU:HD13	1:E:290:MET:CG	2.31	0.60
1:G:127:ARG:CB	1:G:127:ARG:HH11	2.14	0.60
1:G:323:ARG:HA	1:G:349:LEU:CD1	2.29	0.60
1:M:292:LEU:HB3	1:M:296:GLU:HG3	1.82	0.60
1:M:753:UNK:CB	1:M:810:UNK:O	2.49	0.60
1:J:319:THR:O	1:J:319:THR:HG22	2.01	0.60
1:L:127:ARG:CB	1:L:127:ARG:HH11	2.14	0.60
1:H:242:LEU:CD2	1:H:262:ILE:HG22	2.32	0.60
1:H:285:LEU:HD13	1:H:290:MET:CG	2.31	0.60
1:F:295:ASP:O	1:F:297:VAL:N	2.34	0.60
1:I:355:SER:O	1:I:358:ASN:HB2	2.01	0.60
1:O:355:SER:O	1:O:358:ASN:HB2	2.01	0.60
1:G:19:PHE:HZ	1:G:92:ILE:CG2	2.15	0.60
1:P:76:PHE:HD1	1:P:76:PHE:O	1.83	0.60
1:P:80:VAL:O	1:P:83:ILE:HG12	2.01	0.60
1:F:80:VAL:O	1:F:83:ILE:HG12	2.01	0.60
1:A:80:VAL:O	1:A:83:ILE:HG12	2.01	0.60

Continued on next page...

Continued from previous page...

Atom-1	Atom-2	Interatomic distance (Å)	Clash overlap (Å)
1:K:355:SER:O	1:K:358:ASN:HB2	2.01	0.60
1:E:355:SER:O	1:E:358:ASN:HB2	2.01	0.60
1:D:39:ILE:N	1:D:75:LYS:HZ1	1.99	0.60
1:D:19:PHE:HZ	1:D:92:ILE:CG2	2.15	0.60
1:I:411:VAL:HG12	1:I:411:VAL:O	2.02	0.60
1:A:411:VAL:HA	1:A:422:ILE:CG2	2.32	0.60
1:E:301:LEU:HD23	1:E:328:ALA:CB	2.27	0.60
1:C:127:ARG:NH1	1:C:130:PRO:CG	2.53	0.60
1:I:319:THR:O	1:I:319:THR:HG22	2.01	0.60
1:O:319:THR:HG22	1:O:319:THR:O	2.01	0.60
1:K:406:HIS:HD2	1:K:413:LYS:CB	2.14	0.60
1:M:406:HIS:HD2	1:M:413:LYS:CB	2.14	0.60
1:C:406:HIS:HD2	1:C:413:LYS:CB	2.14	0.60
1:J:460:PRO:HG3	1:J:488:ARG:HH21	1.65	0.60
1:N:460:PRO:HG3	1:N:488:ARG:HH21	1.65	0.60
1:C:753:UNK:CB	1:C:810:UNK:O	2.49	0.60
1:H:204:ASP:OD2	1:H:206:ASN:ND2	2.32	0.60
1:N:242:LEU:CG	1:N:262:ILE:HG22	2.32	0.60
1:J:242:LEU:CG	1:J:262:ILE:HG22	2.32	0.60
1:O:174:MET:HE3	1:O:241:LEU:HD13	1.83	0.60
1:L:158:THR:HG22	1:L:245:LEU:HD22	1.83	0.60
1:D:295:ASP:O	1:D:297:VAL:N	2.34	0.60
1:H:174:MET:HE3	1:H:241:LEU:CD1	2.31	0.60
1:P:174:MET:HE3	1:P:241:LEU:HD13	1.83	0.60
1:P:295:ASP:O	1:P:297:VAL:N	2.34	0.60
1:H:76:PHE:HD1	1:H:76:PHE:O	1.83	0.60
1:H:80:VAL:O	1:H:83:ILE:HG12	2.01	0.60
1:E:19:PHE:HZ	1:E:92:ILE:CG2	2.15	0.60
1:K:19:PHE:HZ	1:K:92:ILE:CG2	2.15	0.60
1:M:80:VAL:O	1:M:83:ILE:HG12	2.01	0.60
1:O:45:ILE:HD12	1:O:49:ILE:HD11	1.83	0.60
1:L:19:PHE:HZ	1:L:92:ILE:CG2	2.15	0.60
1:D:87:PHE:CE2	1:P:88:LEU:CD1	2.66	0.60
1:N:39:ILE:HA	1:N:72:MET:CG	2.16	0.60
1:O:375:PHE:CE2	1:O:381:ILE:HD12	2.37	0.60
1:O:411:VAL:HG12	1:O:411:VAL:O	2.02	0.60
1:Q:411:VAL:HA	1:Q:422:ILE:CG2	2.32	0.60
1:F:411:VAL:HA	1:F:422:ILE:CG2	2.32	0.60
1:E:275:LEU:H	1:E:275:LEU:CD2	1.99	0.60
1:Q:134:LEU:HD23	1:Q:164:VAL:CB	2.30	0.60
1:G:134:LEU:HD23	1:G:164:VAL:CB	2.30	0.60

Continued on next page...

Continued from previous page...

Atom-1	Atom-2	Interatomic distance (Å)	Clash overlap (Å)
1:C:292:LEU:HB3	1:C:296:GLU:HG3	1.82	0.60
1:O:285:LEU:HD12	1:O:290:MET:HB3	1.74	0.60
1:E:406:HIS:HD2	1:E:413:LYS:CB	2.14	0.60
1:K:753:UNK:CB	1:K:810:UNK:O	2.49	0.60
1:P:204:ASP:OD2	1:P:206:ASN:ND2	2.32	0.60
1:E:753:UNK:CB	1:E:810:UNK:O	2.49	0.60
1:N:319:THR:O	1:N:319:THR:HG22	2.01	0.60
1:D:190:GLU:O	1:D:193:LEU:N	2.35	0.60
1:D:127:ARG:CB	1:D:127:ARG:HH11	2.14	0.60
1:H:295:ASP:O	1:H:297:VAL:N	2.34	0.60
1:F:134:LEU:CD2	1:F:164:VAL:CB	2.80	0.60
1:F:271:VAL:O	1:F:275:LEU:HD22	2.01	0.60
1:K:190:GLU:O	1:K:193:LEU:N	2.35	0.60
1:I:357:LEU:CD1	1:I:430:LYS:HZ3	1.84	0.60
1:I:45:ILE:HD12	1:I:49:ILE:HD11	1.83	0.60
1:A:134:LEU:CD2	1:A:164:VAL:CB	2.80	0.60
1:I:375:PHE:CE2	1:I:381:ILE:HD12	2.37	0.60
1:G:411:VAL:HA	1:G:422:ILE:CG2	2.32	0.60
1:D:375:PHE:CE2	1:D:381:ILE:HD12	2.37	0.60
1:D:411:VAL:O	1:D:411:VAL:HG12	2.02	0.60
1:E:134:LEU:CD2	1:E:164:VAL:CB	2.80	0.60
1:L:411:VAL:HG12	1:L:411:VAL:O	2.02	0.60
1:Q:134:LEU:CD2	1:Q:164:VAL:CB	2.80	0.60
1:G:134:LEU:CD2	1:G:164:VAL:CB	2.80	0.60
1:L:274:PHE:CZ	1:M:118:GLN:CB	2.85	0.60
1:C:118:GLN:CB	1:D:274:PHE:CZ	2.85	0.60
1:D:406:HIS:HD2	1:D:413:LYS:CB	2.14	0.60
1:P:357:LEU:HD12	1:P:430:LYS:HZ1	1.35	0.60
1:L:190:GLU:O	1:L:193:LEU:N	2.35	0.60
1:L:275:LEU:CD2	1:L:275:LEU:H	1.99	0.60
1:E:190:GLU:O	1:E:193:LEU:N	2.35	0.60
1:G:97:ARG:N	1:G:97:ARG:HD2	2.02	0.60
1:P:19:PHE:HZ	1:P:92:ILE:CB	2.12	0.60
1:P:45:ILE:HD12	1:P:49:ILE:HD11	1.83	0.60
1:H:19:PHE:HZ	1:H:92:ILE:CB	2.12	0.60
1:C:19:PHE:HZ	1:C:92:ILE:CG2	2.15	0.60
1:F:12:TYR:HE2	1:F:77:VAL:HG13	1.54	0.60
1:J:45:ILE:HD12	1:J:49:ILE:HD11	1.83	0.60
1:E:882:UNK:C	1:E:883:UNK:CA	2.74	0.60
1:P:411:VAL:HA	1:P:422:ILE:CG2	2.32	0.60
1:E:411:VAL:HA	1:E:422:ILE:CG2	2.32	0.60

Continued on next page...

Continued from previous page...

Atom-1	Atom-2	Interatomic distance (Å)	Clash overlap (Å)
1:K:411:VAL:HA	1:K:422:ILE:CG2	2.32	0.60
1:K:134:LEU:CD2	1:K:164:VAL:CB	2.80	0.60
1:K:285:LEU:HD12	1:K:290:MET:HB3	1.74	0.60
1:L:375:PHE:CE2	1:L:381:ILE:HD12	2.37	0.60
1:C:319:THR:HG22	1:C:319:THR:O	2.01	0.60
1:I:295:ASP:O	1:I:297:VAL:N	2.34	0.60
1:D:413:LYS:HA	1:D:420:ILE:HG23	1.84	0.60
1:L:406:HIS:HD2	1:L:413:LYS:CB	2.14	0.60
1:M:413:LYS:HA	1:M:420:ILE:HG23	1.84	0.60
1:H:190:GLU:O	1:H:193:LEU:N	2.35	0.59
1:D:134:LEU:CD2	1:D:164:VAL:CB	2.80	0.59
1:D:242:LEU:CG	1:D:262:ILE:HG22	2.32	0.59
1:H:158:THR:HG22	1:H:245:LEU:HD22	1.83	0.59
1:F:297:VAL:HG12	1:F:324:LEU:CD2	2.32	0.59
1:F:350:THR:HA	1:F:353:ILE:HB	1.83	0.59
1:H:45:ILE:HD12	1:H:49:ILE:HD11	1.83	0.59
1:G:174:MET:HE3	1:G:241:LEU:CD1	2.32	0.59
1:M:19:PHE:HZ	1:M:92:ILE:CG2	2.15	0.59
1:G:350:THR:HA	1:G:353:ILE:HB	1.83	0.59
1:A:271:VAL:O	1:A:275:LEU:HD22	2.01	0.59
1:A:297:VAL:HG12	1:A:324:LEU:CD2	2.32	0.59
1:N:45:ILE:HD12	1:N:49:ILE:HD11	1.83	0.59
1:H:411:VAL:HA	1:H:422:ILE:CG2	2.32	0.59
1:K:323:ARG:HA	1:K:349:LEU:CD1	2.29	0.59
1:I:134:LEU:HD23	1:I:164:VAL:CB	2.30	0.59
1:O:127:ARG:HH12	1:O:130:PRO:CG	2.02	0.59
1:O:295:ASP:O	1:O:297:VAL:N	2.34	0.59
1:K:274:PHE:CZ	1:L:118:GLN:CB	2.85	0.59
1:L:413:LYS:HA	1:L:420:ILE:HG23	1.84	0.59
1:C:413:LYS:HA	1:C:420:ILE:HG23	1.84	0.59
1:N:156:GLY:HA2	2:N:1301:DTP:O3A	2.02	0.59
1:J:156:GLY:HA2	2:J:1301:DTP:O3A	2.02	0.59
1:P:190:GLU:O	1:P:193:LEU:N	2.35	0.59
1:D:190:GLU:CB	1:D:217:ILE:HD12	2.16	0.59
1:L:134:LEU:CD2	1:L:164:VAL:CB	2.80	0.59
1:L:242:LEU:CG	1:L:262:ILE:HG22	2.32	0.59
1:H:134:LEU:CD2	1:H:164:VAL:CB	2.80	0.59
1:P:134:LEU:CD2	1:P:164:VAL:CB	2.80	0.59
1:Q:19:PHE:HZ	1:Q:92:ILE:CB	2.12	0.59
1:A:350:THR:HA	1:A:353:ILE:HB	1.83	0.59
1:E:379:ALA:HB1	1:E:470:HIS:HE2	1.66	0.59

Continued on next page...

Continued from previous page...

Atom-1	Atom-2	Interatomic distance (Å)	Clash overlap (Å)
1:K:319:THR:O	1:K:319:THR:HG22	2.01	0.59
1:E:319:THR:O	1:E:319:THR:HG22	2.01	0.59
1:M:297:VAL:HG12	1:M:324:LEU:CD2	2.32	0.59
1:O:156:GLY:HA2	2:O:1301:DTP:O3A	2.03	0.59
1:D:118:GLN:CB	1:E:274:PHE:CZ	2.85	0.59
1:D:753:UNK:CB	1:D:810:UNK:O	2.49	0.59
1:L:753:UNK:CB	1:L:810:UNK:O	2.49	0.59
1:N:326:ILE:HG21	1:N:349:LEU:HD12	1.85	0.59
1:J:171:GLN:HG2	1:J:176:PHE:HD1	1.67	0.59
1:J:326:ILE:HG21	1:J:349:LEU:HD12	1.85	0.59
1:L:355:SER:O	1:L:358:ASN:HB2	2.01	0.59
1:Q:190:GLU:O	1:Q:193:LEU:N	2.35	0.59
1:I:153:LEU:HD21	1:I:426:TYR:HE1	1.67	0.59
1:O:153:LEU:HD21	1:O:426:TYR:HE1	1.67	0.59
1:G:190:GLU:O	1:G:193:LEU:N	2.35	0.59
1:P:19:PHE:HZ	1:P:92:ILE:CG2	2.15	0.59
1:Q:350:THR:HA	1:Q:353:ILE:HB	1.83	0.59
1:E:80:VAL:O	1:E:83:ILE:HG12	2.01	0.59
1:M:79:GLU:O	1:M:83:ILE:HD13	1.93	0.59
1:K:882:UNK:C	1:K:883:UNK:CA	2.74	0.59
1:G:375:PHE:CE2	1:G:381:ILE:HD12	2.37	0.59
1:G:323:ARG:O	1:G:327:ILE:CD1	2.41	0.59
1:C:171:GLN:HG2	1:C:176:PHE:HD1	1.67	0.59
1:C:297:VAL:HG12	1:C:324:LEU:CD2	2.32	0.59
1:M:171:GLN:HG2	1:M:176:PHE:HD1	1.67	0.59
1:M:319:THR:O	1:M:319:THR:HG22	2.01	0.59
1:I:156:GLY:HA2	2:I:1301:DTP:O3A	2.03	0.59
1:I:285:LEU:HD12	1:I:290:MET:HB3	1.74	0.59
1:H:118:GLN:CB	1:I:274:PHE:CZ	2.85	0.59
1:O:413:LYS:HA	1:O:420:ILE:HG23	1.84	0.59
1:I:413:LYS:HA	1:I:420:ILE:HG23	1.84	0.59
1:N:171:GLN:HG2	1:N:176:PHE:HD1	1.67	0.59
1:L:285:LEU:N	1:L:285:LEU:HD22	2.06	0.59
1:L:326:ILE:HG21	1:L:349:LEU:HD12	1.85	0.59
1:D:326:ILE:HG21	1:D:349:LEU:HD12	1.85	0.59
1:M:153:LEU:HD21	1:M:426:TYR:HE1	1.67	0.59
1:H:326:ILE:HG21	1:H:349:LEU:HD12	1.85	0.59
1:F:242:LEU:CD2	1:F:262:ILE:HG22	2.32	0.59
1:F:326:ILE:HG21	1:F:349:LEU:HD12	1.85	0.59
1:I:190:GLU:O	1:I:193:LEU:N	2.35	0.59
1:P:158:THR:HG22	1:P:245:LEU:HD22	1.83	0.59

Continued on next page...

Continued from previous page...

Atom-1	Atom-2	Interatomic distance (Å)	Clash overlap (Å)
1:P:326:ILE:HG21	1:P:349:LEU:HD12	1.85	0.59
1:D:355:SER:O	1:D:358:ASN:HB2	2.01	0.59
1:H:19:PHE:HZ	1:H:92:ILE:CG2	2.15	0.59
1:A:87:PHE:CE2	1:F:88:LEU:CD1	2.66	0.59
1:A:326:ILE:HG21	1:A:349:LEU:HD12	1.85	0.59
1:Q:375:PHE:CE2	1:Q:381:ILE:HD12	2.37	0.59
1:K:379:ALA:HB1	1:K:470:HIS:HE2	1.66	0.59
1:K:156:GLY:HA2	2:K:1301:DTP:O3A	2.03	0.59
1:E:323:ARG:HA	1:E:349:LEU:CD1	2.29	0.59
1:O:171:GLN:HE22	1:O:178:ILE:HD13	1.66	0.59
1:G:304:TYR:HH	1:G:325:SER:HG	1.50	0.59
1:A:274:PHE:CZ	1:K:118:GLN:CB	2.85	0.59
1:O:274:PHE:CZ	1:P:118:GLN:CB	2.85	0.59
1:N:134:LEU:CD1	1:N:149:ILE:HD11	2.33	0.59
1:N:244:LEU:O	1:N:265:THR:HG22	2.03	0.59
1:N:245:LEU:CA	1:N:265:THR:HG21	2.22	0.59
1:J:134:LEU:CD1	1:J:149:ILE:HD11	2.33	0.59
1:J:244:LEU:O	1:J:265:THR:HG22	2.03	0.59
1:C:174:MET:HE3	1:C:241:LEU:HD13	1.84	0.59
1:D:275:LEU:CD2	1:D:275:LEU:H	1.99	0.59
1:D:285:LEU:HD22	1:D:285:LEU:N	2.06	0.59
1:C:153:LEU:HD21	1:C:426:TYR:HE1	1.67	0.59
1:H:171:GLN:HG2	1:H:176:PHE:HD1	1.67	0.59
1:F:156:GLY:HA2	2:F:1301:DTP:O3A	2.02	0.59
1:G:80:VAL:O	1:G:83:ILE:HG12	2.01	0.59
1:K:80:VAL:O	1:K:83:ILE:HG12	2.01	0.59
1:E:350:THR:HA	1:E:353:ILE:HB	1.83	0.59
1:L:76:PHE:HD1	1:L:76:PHE:O	1.83	0.59
1:D:19:PHE:HZ	1:D:92:ILE:CB	2.12	0.59
1:J:19:PHE:HZ	1:J:92:ILE:CG2	2.15	0.59
1:O:411:VAL:HA	1:O:422:ILE:CG2	2.32	0.59
1:D:411:VAL:HA	1:D:422:ILE:CG2	2.32	0.59
1:E:285:LEU:HD12	1:E:290:MET:HB3	1.74	0.59
1:L:411:VAL:HA	1:L:422:ILE:CG2	2.32	0.59
1:C:134:LEU:CD2	1:C:164:VAL:CB	2.80	0.59
1:I:127:ARG:HH12	1:I:130:PRO:CG	2.02	0.59
1:I:171:GLN:HG2	1:I:176:PHE:HD1	1.67	0.59
1:I:171:GLN:HE22	1:I:178:ILE:HD13	1.66	0.59
1:C:274:PHE:CZ	1:J:118:GLN:CB	2.85	0.59
1:G:406:HIS:HD2	1:G:413:LYS:CB	2.14	0.59
1:J:174:MET:HE3	1:J:241:LEU:CD1	2.31	0.59

Continued on next page...

Continued from previous page...

Atom-1	Atom-2	Interatomic distance (Å)	Clash overlap (Å)
1:L:244:LEU:O	1:L:265:THR:HG22	2.03	0.59
1:O:190:GLU:O	1:O:193:LEU:N	2.35	0.59
1:H:242:LEU:CG	1:H:262:ILE:HG22	2.32	0.59
1:C:192:VAL:HG23	1:C:221:ILE:CD1	2.28	0.59
1:P:297:VAL:HG12	1:P:324:LEU:CD2	2.32	0.59
1:K:45:ILE:HD12	1:K:49:ILE:HD11	1.83	0.59
1:O:19:PHE:HZ	1:O:92:ILE:CG2	2.15	0.59
1:D:76:PHE:O	1:D:76:PHE:HD1	1.83	0.59
1:I:411:VAL:HA	1:I:422:ILE:CG2	2.32	0.59
1:Q:411:VAL:O	1:Q:411:VAL:HG12	2.02	0.59
1:G:411:VAL:HG12	1:G:411:VAL:O	2.02	0.59
1:E:156:GLY:HA2	2:E:1301:DTP:O3A	2.03	0.59
1:Q:297:VAL:HG12	1:Q:324:LEU:CD2	2.32	0.59
1:G:171:GLN:HG2	1:G:176:PHE:HD1	1.67	0.59
1:C:134:LEU:CD1	1:C:149:ILE:HD11	2.33	0.59
1:M:134:LEU:CD1	1:M:149:ILE:HD11	2.33	0.59
1:M:134:LEU:CD2	1:M:164:VAL:CB	2.80	0.59
1:O:171:GLN:HG2	1:O:176:PHE:HD1	1.67	0.59
1:A:118:GLN:CB	1:Q:274:PHE:CZ	2.85	0.59
1:E:118:GLN:CB	1:F:274:PHE:CZ	2.85	0.59
1:G:118:GLN:CB	1:H:274:PHE:CZ	2.85	0.59
1:M:274:PHE:CZ	1:N:118:GLN:CB	2.85	0.59
1:Q:406:HIS:HD2	1:Q:413:LYS:CB	2.14	0.59
1:L:242:LEU:CD2	1:L:262:ILE:HG22	2.32	0.59
1:L:319:THR:HG22	1:L:319:THR:O	2.01	0.59
1:D:244:LEU:O	1:D:265:THR:HG22	2.03	0.59
1:H:156:GLY:HA2	2:H:1301:DTP:O3A	2.02	0.59
1:P:156:GLY:HA2	2:P:1301:DTP:O3A	2.02	0.59
1:P:171:GLN:HG2	1:P:176:PHE:HD1	1.67	0.59
1:P:242:LEU:CG	1:P:262:ILE:HG22	2.32	0.59
1:Q:80:VAL:O	1:Q:83:ILE:HG12	2.01	0.59
1:J:355:SER:O	1:J:358:ASN:HB2	2.01	0.59
1:C:79:GLU:O	1:C:83:ILE:HD13	1.93	0.59
1:K:350:THR:HA	1:K:353:ILE:HB	1.83	0.59
1:A:127:ARG:NH1	1:A:130:PRO:CG	2.53	0.59
1:A:285:LEU:N	1:A:285:LEU:HD22	2.06	0.59
1:N:19:PHE:HZ	1:N:92:ILE:CG2	2.15	0.59
1:I:379:ALA:HB1	1:I:470:HIS:HE2	1.66	0.59
1:Q:323:ARG:O	1:Q:327:ILE:CD1	2.41	0.59
1:I:134:LEU:CD2	1:I:164:VAL:CB	2.80	0.59
1:I:134:LEU:CD1	1:I:149:ILE:HD11	2.33	0.59

Continued on next page...

Continued from previous page...

Atom-1	Atom-2	Interatomic distance (Å)	Clash overlap (Å)
1:O:134:LEU:CD2	1:O:164:VAL:CB	2.80	0.59
1:O:134:LEU:CD1	1:O:149:ILE:HD11	2.33	0.59
1:F:118:GLN:CB	1:G:274:PHE:CZ	2.85	0.59
1:P:274:PHE:CZ	1:Q:118:GLN:CB	2.85	0.59
1:J:135:ARG:HH11	1:J:135:ARG:CG	2.16	0.59
1:M:135:ARG:CG	1:M:135:ARG:HH11	2.16	0.59
1:C:135:ARG:CG	1:C:135:ARG:HH11	2.16	0.59
1:L:134:LEU:CD1	1:L:149:ILE:HD11	2.33	0.59
1:D:239:ASN:HB3	1:D:261:LYS:HD2	1.82	0.59
1:H:150:ASP:HB2	1:H:266:THR:OG1	1.90	0.59
1:H:297:VAL:HG12	1:H:324:LEU:CD2	2.32	0.59
1:F:192:VAL:HG23	1:F:221:ILE:CD1	2.28	0.59
1:L:153:LEU:CD2	1:L:426:TYR:CE1	2.86	0.59
1:D:153:LEU:CD2	1:D:426:TYR:CE1	2.86	0.59
1:Q:153:LEU:CD2	1:Q:426:TYR:CE1	2.86	0.59
1:E:45:ILE:HD12	1:E:49:ILE:HD11	1.83	0.59
1:C:45:ILE:HD12	1:C:49:ILE:HD11	1.83	0.59
1:M:45:ILE:HD12	1:M:49:ILE:HD11	1.83	0.59
1:G:153:LEU:CD2	1:G:426:TYR:CE1	2.86	0.59
1:I:19:PHE:HZ	1:I:92:ILE:CG2	2.15	0.59
1:L:19:PHE:HZ	1:L:92:ILE:CB	2.12	0.59
1:P:411:VAL:HG12	1:P:411:VAL:O	2.02	0.59
1:D:379:ALA:HB1	1:D:470:HIS:HE2	1.66	0.59
1:G:297:VAL:HG12	1:G:324:LEU:CD2	2.32	0.59
1:C:285:LEU:CD1	1:C:290:MET:CB	2.55	0.59
1:O:150:ASP:HB2	1:O:266:THR:OG1	1.90	0.59
1:Q:171:GLN:HG2	1:Q:176:PHE:HD1	1.67	0.59
1:F:171:GLN:HE22	1:F:178:ILE:HD13	1.66	0.59
1:A:171:GLN:HE22	1:A:178:ILE:HD13	1.66	0.59
1:P:406:HIS:HD2	1:P:413:LYS:CB	2.14	0.59
1:H:406:HIS:HD2	1:H:413:LYS:CB	2.14	0.59
1:I:406:HIS:HD2	1:I:413:LYS:CB	2.14	0.59
1:D:403:ASN:O	1:D:406:HIS:HB3	2.03	0.59
1:N:134:LEU:CD2	1:N:164:VAL:CB	2.80	0.59
1:J:134:LEU:CD2	1:J:164:VAL:CB	2.80	0.59
1:P:153:LEU:CD2	1:P:426:TYR:CE1	2.86	0.59
1:H:153:LEU:CD2	1:H:426:TYR:CE1	2.86	0.59
1:L:171:GLN:HG2	1:L:176:PHE:HD1	1.67	0.59
1:L:297:VAL:HG12	1:L:324:LEU:CD2	2.32	0.59
1:D:134:LEU:CD1	1:D:149:ILE:HD11	2.33	0.59
1:D:242:LEU:CD2	1:D:262:ILE:HG22	2.32	0.59

Continued on next page...

Continued from previous page...

Atom-1	Atom-2	Interatomic distance (Å)	Clash overlap (Å)
1:D:246:ASN:N	1:D:265:THR:CG2	2.63	0.59
1:M:153:LEU:CD2	1:M:426:TYR:CE1	2.86	0.59
1:F:285:LEU:N	1:F:285:LEU:HD22	2.06	0.59
1:M:192:VAL:HG23	1:M:221:ILE:CD1	2.28	0.59
1:G:19:PHE:HZ	1:G:92:ILE:CB	2.12	0.59
1:N:355:SER:O	1:N:358:ASN:HB2	2.01	0.59
1:F:19:PHE:HZ	1:F:92:ILE:CB	2.12	0.59
1:F:65:LEU:HD13	1:F:76:PHE:HD2	1.68	0.59
1:O:379:ALA:HB1	1:O:470:HIS:HE2	1.66	0.59
1:K:297:VAL:HG12	1:K:324:LEU:CD2	2.32	0.59
1:C:411:VAL:HA	1:C:422:ILE:CG2	2.32	0.59
1:Q:156:GLY:HA2	2:Q:1301:DTP:O3A	2.03	0.59
1:I:246:ASN:N	1:I:265:THR:CG2	2.61	0.59
1:I:297:VAL:HG12	1:I:324:LEU:CD2	2.32	0.59
1:O:297:VAL:HG12	1:O:324:LEU:CD2	2.32	0.59
1:G:156:GLY:HA2	2:G:1301:DTP:O3A	2.03	0.59
1:M:156:GLY:HA2	2:M:1301:DTP:O3A	2.03	0.59
1:C:156:GLY:HA2	2:C:1301:DTP:O3A	2.03	0.59
1:O:406:HIS:HD2	1:O:413:LYS:CB	2.14	0.59
1:N:403:ASN:O	1:N:406:HIS:HB3	2.03	0.59
1:J:403:ASN:O	1:J:406:HIS:HB3	2.03	0.59
1:J:413:LYS:HA	1:J:420:ILE:HG23	1.84	0.59
1:L:403:ASN:O	1:L:406:HIS:HB3	2.03	0.59
1:J:245:LEU:CA	1:J:265:THR:HG21	2.22	0.59
1:D:171:GLN:HG2	1:D:176:PHE:HD1	1.67	0.59
1:D:319:THR:HG22	1:D:319:THR:O	2.01	0.59
1:D:297:VAL:HG12	1:D:324:LEU:CD2	2.32	0.59
1:C:153:LEU:CD2	1:C:426:TYR:CE1	2.86	0.59
1:P:150:ASP:HB2	1:P:266:THR:OG1	1.90	0.59
1:O:357:LEU:HD11	1:O:430:LYS:NZ	1.71	0.59
1:F:153:LEU:CD2	1:F:426:TYR:CE1	2.86	0.59
1:A:153:LEU:CD2	1:A:426:TYR:CE1	2.86	0.59
1:N:350:THR:HA	1:N:353:ILE:HB	1.83	0.59
1:C:39:ILE:HD11	1:C:76:PHE:CD2	2.38	0.59
1:M:39:ILE:HD11	1:M:76:PHE:CD2	2.38	0.59
1:A:65:LEU:HD13	1:A:76:PHE:HD2	1.68	0.59
1:K:153:LEU:CD2	1:K:426:TYR:CE1	2.86	0.59
1:E:153:LEU:CD2	1:E:426:TYR:CE1	2.86	0.59
1:D:19:PHE:CZ	1:D:92:ILE:HA	2.34	0.59
1:J:19:PHE:HZ	1:J:92:ILE:CB	2.12	0.59
1:F:882:UNK:CA	1:F:883:UNK:N	2.62	0.59

Continued on next page...

Continued from previous page...

Atom-1	Atom-2	Interatomic distance (Å)	Clash overlap (Å)
1:H:411:VAL:O	1:H:411:VAL:HG12	2.02	0.59
1:M:411:VAL:HA	1:M:422:ILE:CG2	2.32	0.59
1:L:379:ALA:HB1	1:L:470:HIS:HE2	1.66	0.59
1:M:285:LEU:HD12	1:M:290:MET:HB3	1.74	0.59
1:I:150:ASP:HB2	1:I:266:THR:OG1	1.90	0.59
1:N:274:PHE:CZ	1:O:118:GLN:CB	2.85	0.59
1:N:135:ARG:CG	1:N:135:ARG:HH11	2.16	0.59
1:Q:808:UNK:N	1:Q:849:UNK:O	2.36	0.59
1:L:239:ASN:HB3	1:L:261:LYS:HD2	1.82	0.58
1:C:357:LEU:HD13	1:C:430:LYS:NZ	2.09	0.58
1:H:127:ARG:HB2	1:H:127:ARG:HH11	1.68	0.58
1:F:190:GLU:O	1:F:193:LEU:N	2.35	0.58
1:P:127:ARG:HB2	1:P:127:ARG:HH11	1.68	0.58
1:M:190:GLU:O	1:M:193:LEU:N	2.35	0.58
1:J:350:THR:HA	1:J:353:ILE:HB	1.83	0.58
1:A:19:PHE:HZ	1:A:92:ILE:CB	2.12	0.58
1:L:39:ILE:HD11	1:L:76:PHE:CD2	2.38	0.58
1:L:19:PHE:CZ	1:L:92:ILE:HA	2.34	0.58
1:D:39:ILE:HD11	1:D:76:PHE:CD2	2.38	0.58
1:J:65:LEU:HD13	1:J:76:PHE:HD2	1.68	0.58
1:N:65:LEU:HD13	1:N:76:PHE:HD2	1.68	0.58
1:A:882:UNK:CA	1:A:883:UNK:N	2.62	0.58
1:H:375:PHE:CE2	1:H:381:ILE:HD12	2.37	0.58
1:E:297:VAL:HG12	1:E:324:LEU:CD2	2.32	0.58
1:E:171:GLN:HG2	1:E:176:PHE:HD1	1.67	0.58
1:I:118:GLN:CB	1:J:274:PHE:CZ	2.85	0.58
1:N:413:LYS:HA	1:N:420:ILE:HG23	1.84	0.58
1:G:808:UNK:N	1:G:849:UNK:O	2.36	0.58
1:L:246:ASN:N	1:L:265:THR:CG2	2.63	0.58
1:H:134:LEU:CD1	1:H:149:ILE:HD11	2.33	0.58
1:H:244:LEU:O	1:H:265:THR:HG22	2.03	0.58
1:H:317:LEU:HB3	1:H:341:TRP:CZ2	2.39	0.58
1:F:127:ARG:NH1	1:F:130:PRO:CG	2.53	0.58
1:F:244:LEU:O	1:F:265:THR:HG22	2.03	0.58
1:A:192:VAL:HG23	1:A:221:ILE:CD1	2.28	0.58
1:C:190:GLU:O	1:C:193:LEU:N	2.35	0.58
1:P:134:LEU:CD1	1:P:149:ILE:HD11	2.33	0.58
1:P:317:LEU:HB3	1:P:341:TRP:CZ2	2.39	0.58
1:Q:45:ILE:HD12	1:Q:49:ILE:HD11	1.83	0.58
1:G:45:ILE:HD12	1:G:49:ILE:HD11	1.83	0.58
1:N:882:UNK:CA	1:N:883:UNK:N	2.62	0.58

Continued on next page...

Continued from previous page...

Atom-1	Atom-2	Interatomic distance (Å)	Clash overlap (Å)
1:J:882:UNK:CA	1:J:883:UNK:N	2.62	0.58
1:D:89:MET:HE1	1:D:93:LYS:HG2	1.84	0.58
1:E:411:VAL:HG12	1:E:411:VAL:O	2.02	0.58
1:J:411:VAL:HA	1:J:422:ILE:CG2	2.32	0.58
1:M:411:VAL:HG12	1:M:411:VAL:O	2.02	0.58
1:I:317:LEU:HB3	1:I:341:TRP:CZ2	2.38	0.58
1:O:246:ASN:N	1:O:265:THR:CG2	2.61	0.58
1:K:171:GLN:HG2	1:K:176:PHE:HD1	1.67	0.58
1:M:275:LEU:H	1:M:275:LEU:CD2	1.99	0.58
1:C:403:ASN:O	1:C:406:HIS:HB3	2.03	0.58
1:F:808:UNK:N	1:F:849:UNK:O	2.36	0.58
1:N:243:VAL:HG23	1:N:243:VAL:O	2.04	0.58
1:J:243:VAL:O	1:J:243:VAL:HG23	2.04	0.58
1:P:153:LEU:HD21	1:P:426:TYR:HE1	1.68	0.58
1:H:153:LEU:HD21	1:H:426:TYR:HE1	1.68	0.58
1:D:127:ARG:NH1	1:D:130:PRO:CG	2.53	0.58
1:A:190:GLU:O	1:A:193:LEU:N	2.35	0.58
1:P:244:LEU:O	1:P:265:THR:HG22	2.03	0.58
1:E:39:ILE:N	1:E:75:LYS:HZ1	1.99	0.58
1:L:89:MET:HE1	1:L:93:LYS:HG2	1.84	0.58
1:J:39:ILE:N	1:J:75:LYS:HZ1	1.99	0.58
1:N:19:PHE:HZ	1:N:92:ILE:CB	2.12	0.58
1:P:375:PHE:CE2	1:P:381:ILE:HD12	2.37	0.58
1:F:411:VAL:O	1:F:411:VAL:HG12	2.02	0.58
1:A:411:VAL:HG12	1:A:411:VAL:O	2.02	0.58
1:K:411:VAL:HG12	1:K:411:VAL:O	2.02	0.58
1:N:411:VAL:HA	1:N:422:ILE:CG2	2.32	0.58
1:K:127:ARG:HH12	1:K:130:PRO:CG	2.02	0.58
1:C:411:VAL:HG12	1:C:411:VAL:O	2.02	0.58
1:G:326:ILE:HG21	1:G:349:LEU:HD12	1.84	0.58
1:M:285:LEU:CD1	1:M:290:MET:CB	2.55	0.58
1:O:317:LEU:HB3	1:O:341:TRP:CZ2	2.38	0.58
1:G:403:ASN:O	1:G:406:HIS:HB3	2.03	0.58
1:N:406:HIS:HD2	1:N:413:LYS:CB	2.14	0.58
1:M:403:ASN:O	1:M:406:HIS:HB3	2.03	0.58
1:A:808:UNK:N	1:A:849:UNK:O	2.36	0.58
1:N:297:VAL:HG12	1:N:324:LEU:CD2	2.32	0.58
1:C:350:THR:HB	1:C:353:ILE:CG2	2.34	0.58
1:C:350:THR:HA	1:C:353:ILE:HB	1.83	0.58
1:P:127:ARG:NH1	1:P:130:PRO:CG	2.53	0.58
1:O:39:ILE:HD11	1:O:76:PHE:CD2	2.38	0.58

Continued on next page...

Continued from previous page...

Atom-1	Atom-2	Interatomic distance (Å)	Clash overlap (Å)
1:I:39:ILE:HD11	1:I:76:PHE:CD2	2.38	0.58
1:L:65:LEU:HD13	1:L:76:PHE:HD2	1.68	0.58
1:Q:422:ILE:HB	1:Q:427:LEU:HD12	1.86	0.58
1:F:422:ILE:HB	1:F:427:LEU:HD12	1.86	0.58
1:A:422:ILE:HB	1:A:427:LEU:HD12	1.86	0.58
1:E:422:ILE:HB	1:E:427:LEU:HD12	1.86	0.58
1:K:422:ILE:HB	1:K:427:LEU:HD12	1.86	0.58
1:G:127:ARG:HH11	1:G:127:ARG:HB2	1.68	0.58
1:I:127:ARG:HB2	1:I:127:ARG:HH11	1.68	0.58
1:O:127:ARG:HB2	1:O:127:ARG:HH11	1.68	0.58
1:L:135:ARG:HH11	1:L:135:ARG:CG	2.16	0.58
1:Q:403:ASN:O	1:Q:406:HIS:HB3	2.03	0.58
1:Q:413:LYS:HA	1:Q:420:ILE:HG23	1.84	0.58
1:G:413:LYS:HA	1:G:420:ILE:HG23	1.84	0.58
1:J:406:HIS:HD2	1:J:413:LYS:CB	2.14	0.58
1:K:403:ASN:O	1:K:406:HIS:HB3	2.03	0.58
1:J:808:UNK:N	1:J:849:UNK:O	2.36	0.58
1:N:808:UNK:N	1:N:849:UNK:O	2.36	0.58
1:O:100:SER:O	1:O:103:THR:HB	2.03	0.58
1:I:100:SER:O	1:I:103:THR:HB	2.03	0.58
1:L:127:ARG:HH11	1:L:127:ARG:HB2	1.68	0.58
1:L:156:GLY:HA2	2:L:1301:DTP:O3A	2.02	0.58
1:M:350:THR:HB	1:M:353:ILE:CG2	2.34	0.58
1:H:246:ASN:N	1:H:265:THR:CG2	2.63	0.58
1:F:242:LEU:CG	1:F:262:ILE:HG22	2.32	0.58
1:P:246:ASN:N	1:P:265:THR:CG2	2.63	0.58
1:P:275:LEU:H	1:P:275:LEU:CD2	1.99	0.58
1:L:350:THR:HB	1:L:353:ILE:CG2	2.34	0.58
1:I:357:LEU:HD11	1:I:430:LYS:NZ	1.71	0.58
1:D:350:THR:HB	1:D:353:ILE:CG2	2.34	0.58
1:N:190:GLU:O	1:N:193:LEU:N	2.35	0.58
1:O:65:LEU:HD13	1:O:76:PHE:HD2	1.68	0.58
1:D:65:LEU:HD13	1:D:76:PHE:HD2	1.68	0.58
1:N:39:ILE:HD11	1:N:76:PHE:CD2	2.38	0.58
1:I:422:ILE:HB	1:I:427:LEU:HD12	1.86	0.58
1:G:422:ILE:HB	1:G:427:LEU:HD12	1.86	0.58
1:F:375:PHE:CE2	1:F:381:ILE:HD12	2.37	0.58
1:E:127:ARG:HH12	1:E:130:PRO:CG	2.02	0.58
1:Q:127:ARG:HB2	1:Q:127:ARG:HH11	1.68	0.58
1:M:127:ARG:HH11	1:M:127:ARG:HB2	1.68	0.58
1:M:326:ILE:HG21	1:M:349:LEU:HD12	1.84	0.58

Continued on next page...

Continued from previous page...

Atom-1	Atom-2	Interatomic distance (Å)	Clash overlap (Å)
1:D:135:ARG:HH11	1:D:135:ARG:CG	2.16	0.58
1:P:403:ASN:O	1:P:406:HIS:HB3	2.03	0.58
1:H:403:ASN:O	1:H:406:HIS:HB3	2.03	0.58
1:E:403:ASN:O	1:E:406:HIS:HB3	2.03	0.58
1:J:100:SER:O	1:J:103:THR:HB	2.03	0.58
1:J:297:VAL:HG12	1:J:324:LEU:CD2	2.32	0.58
1:M:350:THR:HA	1:M:353:ILE:HB	1.83	0.58
1:P:285:LEU:HD12	1:P:290:MET:HB3	1.74	0.58
1:Q:882:UNK:CA	1:Q:883:UNK:N	2.62	0.58
1:I:65:LEU:HD13	1:I:76:PHE:HD2	1.68	0.58
1:P:422:ILE:HB	1:P:427:LEU:HD12	1.86	0.58
1:O:422:ILE:HB	1:O:427:LEU:HD12	1.86	0.58
1:A:375:PHE:CE2	1:A:381:ILE:HD12	2.37	0.58
1:E:375:PHE:CE2	1:E:381:ILE:HD12	2.37	0.58
1:Q:326:ILE:HG21	1:Q:349:LEU:HD12	1.84	0.58
1:C:127:ARG:HH11	1:C:127:ARG:HB2	1.68	0.58
1:F:171:GLN:HG2	1:F:176:PHE:HD1	1.67	0.58
1:F:403:ASN:O	1:F:406:HIS:HB3	2.03	0.58
1:K:413:LYS:HA	1:K:420:ILE:HG23	1.84	0.58
1:M:808:UNK:N	1:M:849:UNK:O	2.36	0.58
1:N:100:SER:O	1:N:103:THR:HB	2.03	0.58
1:N:127:ARG:HB2	1:N:127:ARG:HH11	1.68	0.58
1:J:317:LEU:HB3	1:J:341:TRP:CZ2	2.39	0.58
1:D:127:ARG:HB2	1:D:127:ARG:HH11	1.68	0.58
1:D:156:GLY:HA2	2:D:1301:DTP:O3A	2.02	0.58
1:I:153:LEU:CD2	1:I:426:TYR:CE1	2.86	0.58
1:Q:68:LYS:HB2	1:Q:72:MET:SD	2.44	0.58
1:J:350:THR:HB	1:J:353:ILE:CG2	2.34	0.58
1:J:190:GLU:O	1:J:193:LEU:N	2.35	0.58
1:J:39:ILE:HD11	1:J:76:PHE:CD2	2.38	0.58
1:J:422:ILE:HB	1:J:427:LEU:HD12	1.86	0.58
1:N:422:ILE:HB	1:N:427:LEU:HD12	1.86	0.58
1:K:134:LEU:CD1	1:K:149:ILE:HD11	2.33	0.58
1:D:422:ILE:HB	1:D:427:LEU:HD12	1.86	0.58
1:L:422:ILE:HB	1:L:427:LEU:HD12	1.86	0.58
1:C:326:ILE:HG21	1:C:349:LEU:HD12	1.84	0.58
1:F:413:LYS:HA	1:F:420:ILE:HG23	1.84	0.58
1:A:403:ASN:O	1:A:406:HIS:HB3	2.03	0.58
1:A:413:LYS:HA	1:A:420:ILE:HG23	1.84	0.58
1:O:990:UNK:O	1:O:991:UNK:C	2.52	0.58
1:C:808:UNK:N	1:C:849:UNK:O	2.36	0.58

Continued on next page...

Continued from previous page...

Atom-1	Atom-2	Interatomic distance (Å)	Clash overlap (Å)
1:H:100:SER:O	1:H:103:THR:HB	2.03	0.58
1:L:808:UNK:N	1:L:849:UNK:O	2.36	0.58
1:P:100:SER:O	1:P:103:THR:HB	2.03	0.58
1:H:970:UNK:O	1:H:971:UNK:C	2.52	0.58
1:P:970:UNK:O	1:P:971:UNK:C	2.52	0.58
1:N:317:LEU:HB3	1:N:341:TRP:CZ2	2.39	0.58
1:J:127:ARG:HB2	1:J:127:ARG:HH11	1.68	0.58
1:M:174:MET:HE1	1:M:241:LEU:HD13	1.84	0.58
1:L:317:LEU:HB3	1:L:341:TRP:CZ2	2.39	0.58
1:O:192:VAL:HG23	1:O:221:ILE:CD1	2.28	0.58
1:H:127:ARG:NH1	1:H:130:PRO:CG	2.53	0.58
1:I:192:VAL:HG23	1:I:221:ILE:CD1	2.28	0.58
1:D:153:LEU:HD21	1:D:426:TYR:HE1	1.68	0.58
1:O:153:LEU:CD2	1:O:426:TYR:CE1	2.86	0.58
1:P:68:LYS:HB2	1:P:72:MET:SD	2.44	0.58
1:N:350:THR:HB	1:N:353:ILE:CG2	2.34	0.58
1:K:39:ILE:HD11	1:K:76:PHE:CD2	2.38	0.58
1:G:153:LEU:HD21	1:G:426:TYR:HE1	1.67	0.58
1:O:72:MET:HA	1:O:75:LYS:HG3	1.86	0.58
1:I:72:MET:HA	1:I:75:LYS:HG3	1.86	0.58
1:A:242:LEU:CG	1:A:262:ILE:HG22	2.33	0.58
1:H:422:ILE:HB	1:H:427:LEU:HD12	1.86	0.58
1:K:375:PHE:CE2	1:K:381:ILE:HD12	2.37	0.58
1:K:245:LEU:CA	1:K:265:THR:HG21	2.25	0.58
1:K:317:LEU:HB3	1:K:341:TRP:CZ2	2.38	0.58
1:E:134:LEU:CD1	1:E:149:ILE:HD11	2.33	0.58
1:E:317:LEU:HB3	1:E:341:TRP:CZ2	2.38	0.58
1:M:422:ILE:HB	1:M:427:LEU:HD12	1.86	0.58
1:C:422:ILE:HB	1:C:427:LEU:HD12	1.86	0.58
1:Q:317:LEU:HB3	1:Q:341:TRP:CZ2	2.38	0.58
1:A:171:GLN:HG2	1:A:176:PHE:HD1	1.67	0.58
1:G:122:LYS:HD2	1:H:276:SER:HG	0.75	0.58
1:C:275:LEU:CD2	1:C:275:LEU:H	1.99	0.58
1:E:413:LYS:HA	1:E:420:ILE:HG23	1.84	0.58
1:I:990:UNK:O	1:I:991:UNK:C	2.52	0.58
1:O:808:UNK:N	1:O:849:UNK:O	2.36	0.58
1:E:808:UNK:N	1:E:849:UNK:O	2.36	0.58
1:I:808:UNK:N	1:I:849:UNK:O	2.36	0.58
1:K:199:LEU:HD13	1:K:228:LEU:HD21	1.86	0.58
1:L:29:CYS:O	1:L:32:VAL:N	2.37	0.58
1:D:808:UNK:N	1:D:849:UNK:O	2.36	0.58

Continued on next page...

Continued from previous page...

Atom-1	Atom-2	Interatomic distance (Å)	Clash overlap (Å)
1:E:199:LEU:HD13	1:E:228:LEU:HD21	1.86	0.58
1:D:29:CYS:O	1:D:32:VAL:N	2.37	0.58
1:Q:100:SER:O	1:Q:103:THR:HB	2.03	0.58
1:K:808:UNK:N	1:K:849:UNK:O	2.36	0.58
1:E:100:SER:O	1:E:103:THR:HB	2.03	0.58
1:N:247:VAL:HG21	1:N:264:LEU:HD12	1.86	0.58
1:J:247:VAL:HG21	1:J:264:LEU:HD12	1.86	0.58
1:D:317:LEU:HB3	1:D:341:TRP:CZ2	2.39	0.58
1:P:301:LEU:HD23	1:P:328:ALA:CB	2.27	0.58
1:G:192:VAL:HG23	1:G:221:ILE:CD1	2.28	0.58
1:G:68:LYS:HB2	1:G:72:MET:SD	2.44	0.58
1:H:68:LYS:HB2	1:H:72:MET:SD	2.44	0.58
1:N:153:LEU:CD2	1:N:426:TYR:CE1	2.86	0.58
1:Q:153:LEU:HD21	1:Q:426:TYR:HE1	1.67	0.58
1:E:39:ILE:HD11	1:E:76:PHE:CD2	2.38	0.58
1:C:65:LEU:HD13	1:C:76:PHE:HD2	1.68	0.58
1:F:39:ILE:HD11	1:F:76:PHE:CD2	2.38	0.58
1:A:243:VAL:O	1:A:243:VAL:HG23	2.04	0.58
1:G:317:LEU:HB3	1:G:341:TRP:CZ2	2.38	0.58
1:H:413:LYS:HA	1:H:420:ILE:HG23	1.84	0.58
1:M:100:SER:O	1:M:103:THR:HB	2.03	0.58
1:M:970:UNK:O	1:M:971:UNK:C	2.52	0.58
1:K:100:SER:O	1:K:103:THR:HB	2.03	0.58
1:C:970:UNK:O	1:C:971:UNK:C	2.52	0.58
1:H:243:VAL:HG23	1:H:243:VAL:O	2.04	0.58
1:H:285:LEU:HD12	1:H:290:MET:HB3	1.74	0.58
1:P:243:VAL:O	1:P:243:VAL:HG23	2.04	0.58
1:L:153:LEU:HD21	1:L:426:TYR:HE1	1.68	0.58
1:Q:192:VAL:HG23	1:Q:221:ILE:CD1	2.28	0.58
1:F:153:LEU:HD21	1:F:426:TYR:HE1	1.68	0.58
1:Q:65:LEU:HD13	1:Q:76:PHE:HD2	1.68	0.58
1:A:153:LEU:HD21	1:A:426:TYR:HE1	1.68	0.58
1:P:72:MET:HA	1:P:75:LYS:HG3	1.86	0.58
1:J:153:LEU:CD2	1:J:426:TYR:CE1	2.86	0.58
1:C:68:LYS:HB2	1:C:72:MET:SD	2.44	0.58
1:M:68:LYS:HB2	1:M:72:MET:SD	2.44	0.58
1:M:65:LEU:HD13	1:M:76:PHE:HD2	1.68	0.58
1:F:68:LYS:HB2	1:F:72:MET:SD	2.44	0.58
1:A:39:ILE:HD11	1:A:76:PHE:CD2	2.38	0.58
1:E:326:ILE:HG21	1:E:349:LEU:HD12	1.84	0.58
1:G:171:GLN:HE22	1:G:178:ILE:HD13	1.66	0.58

Continued on next page...

Continued from previous page...

Atom-1	Atom-2	Interatomic distance (Å)	Clash overlap (Å)
1:P:413:LYS:HA	1:P:420:ILE:HG23	1.84	0.58
1:G:100:SER:O	1:G:103:THR:HB	2.03	0.58
1:C:100:SER:O	1:C:103:THR:HB	2.03	0.58
1:J:199:LEU:HD13	1:J:228:LEU:HD21	1.86	0.58
1:N:199:LEU:HD13	1:N:228:LEU:HD21	1.86	0.58
1:F:29:CYS:O	1:F:32:VAL:N	2.37	0.58
1:I:199:LEU:HD13	1:I:228:LEU:HD21	1.86	0.58
1:A:199:LEU:HD13	1:A:228:LEU:HD21	1.86	0.58
1:D:199:LEU:HD13	1:D:228:LEU:HD21	1.86	0.58
1:F:100:SER:O	1:F:103:THR:HB	2.03	0.58
1:N:174:MET:HE1	1:N:241:LEU:HD13	1.84	0.57
1:J:174:MET:HE3	1:J:241:LEU:CA	2.32	0.57
1:H:275:LEU:CD2	1:H:275:LEU:H	1.99	0.57
1:F:243:VAL:HG23	1:F:243:VAL:O	2.04	0.57
1:G:65:LEU:HD13	1:G:76:PHE:HD2	1.68	0.57
1:P:39:ILE:HD11	1:P:76:PHE:CD2	2.38	0.57
1:H:72:MET:HA	1:H:75:LYS:HG3	1.86	0.57
1:A:68:LYS:HB2	1:A:72:MET:SD	2.44	0.57
1:G:134:LEU:CD1	1:G:149:ILE:HD11	2.33	0.57
1:I:326:ILE:HG21	1:I:349:LEU:HD12	1.84	0.57
1:Q:171:GLN:HE22	1:Q:178:ILE:HD13	1.66	0.57
1:A:100:SER:O	1:A:103:THR:HB	2.03	0.57
1:J:990:UNK:O	1:J:991:UNK:C	2.52	0.57
1:A:29:CYS:O	1:A:32:VAL:N	2.37	0.57
1:D:990:UNK:O	1:D:991:UNK:C	2.52	0.57
1:L:990:UNK:O	1:L:991:UNK:C	2.52	0.57
1:P:808:UNK:N	1:P:849:UNK:O	2.36	0.57
1:L:199:LEU:HD13	1:L:228:LEU:HD21	1.86	0.57
1:O:199:LEU:HD13	1:O:228:LEU:HD21	1.86	0.57
1:F:199:LEU:HD13	1:F:228:LEU:HD21	1.86	0.57
1:N:990:UNK:O	1:N:991:UNK:C	2.52	0.57
1:H:124:ASN:ND2	1:H:125:VAL:N	2.52	0.57
1:H:301:LEU:HD23	1:H:328:ALA:CB	2.27	0.57
1:H:39:ILE:HD11	1:H:76:PHE:CD2	2.38	0.57
1:J:153:LEU:HD21	1:J:426:TYR:HE1	1.68	0.57
1:N:153:LEU:HD21	1:N:426:TYR:HE1	1.68	0.57
1:O:68:LYS:HB2	1:O:72:MET:SD	2.44	0.57
1:E:350:THR:HB	1:E:353:ILE:CG2	2.34	0.57
1:I:68:LYS:HB2	1:I:72:MET:SD	2.44	0.57
1:Q:134:LEU:CD1	1:Q:149:ILE:HD11	2.33	0.57
1:I:247:VAL:HG21	1:I:264:LEU:HD12	1.86	0.57

Continued on next page...

Continued from previous page...

Atom-1	Atom-2	Interatomic distance (Å)	Clash overlap (Å)
1:O:326:ILE:HG21	1:O:349:LEU:HD12	1.84	0.57
1:M:247:VAL:HG21	1:M:264:LEU:HD12	1.86	0.57
1:C:29:CYS:O	1:C:32:VAL:N	2.37	0.57
1:P:29:CYS:O	1:P:32:VAL:N	2.37	0.57
1:N:29:CYS:O	1:N:32:VAL:N	2.37	0.57
1:H:808:UNK:N	1:H:849:UNK:O	2.36	0.57
1:P:199:LEU:HD13	1:P:228:LEU:HD21	1.86	0.57
1:H:29:CYS:O	1:H:32:VAL:N	2.37	0.57
1:N:275:LEU:CD2	1:N:275:LEU:H	1.99	0.57
1:H:247:VAL:HG21	1:H:264:LEU:HD12	1.86	0.57
1:P:124:ASN:ND2	1:P:125:VAL:N	2.52	0.57
1:P:247:VAL:HG21	1:P:264:LEU:HD12	1.86	0.57
1:F:36:PRO:CG	1:F:39:ILE:HG21	2.33	0.57
1:A:36:PRO:CG	1:A:39:ILE:HG21	2.33	0.57
1:K:350:THR:HB	1:K:353:ILE:CG2	2.34	0.57
1:L:79:GLU:O	1:L:83:ILE:HD13	1.93	0.57
1:K:326:ILE:HG21	1:K:349:LEU:HD12	1.84	0.57
1:E:245:LEU:CA	1:E:265:THR:HG21	2.25	0.57
1:P:276:SER:HG	1:Q:122:LYS:HD2	0.75	0.57
1:Q:124:ASN:ND2	1:Q:125:VAL:N	2.52	0.57
1:G:285:LEU:CD1	1:G:290:MET:CB	2.55	0.57
1:M:317:LEU:HB3	1:M:341:TRP:CZ2	2.38	0.57
1:O:247:VAL:HG21	1:O:264:LEU:HD12	1.86	0.57
1:O:275:LEU:H	1:O:275:LEU:CD2	1.99	0.57
1:G:124:ASN:ND2	1:G:125:VAL:N	2.52	0.57
1:C:247:VAL:HG21	1:C:264:LEU:HD12	1.86	0.57
1:G:63:TRP:CZ2	1:G:126:SER:HB3	2.40	0.57
1:Q:63:TRP:CZ2	1:Q:126:SER:HB3	2.40	0.57
1:Q:199:LEU:HD13	1:Q:228:LEU:HD21	1.86	0.57
1:H:199:LEU:HD13	1:H:228:LEU:HD21	1.86	0.57
1:J:29:CYS:O	1:J:32:VAL:N	2.37	0.57
1:M:29:CYS:O	1:M:32:VAL:N	2.37	0.57
1:L:129:GLN:C	1:L:129:GLN:HE21	2.08	0.57
1:D:122:LYS:HD2	1:E:276:SER:HG	0.74	0.57
1:D:129:GLN:HE21	1:D:129:GLN:C	2.08	0.57
1:I:350:THR:HB	1:I:353:ILE:CG2	2.34	0.57
1:O:350:THR:HB	1:O:353:ILE:CG2	2.34	0.57
1:J:72:MET:HA	1:J:75:LYS:HG3	1.86	0.57
1:C:317:LEU:HB3	1:C:341:TRP:CZ2	2.38	0.57
1:I:319:THR:O	1:I:321:PRO:HD3	2.05	0.57
1:O:319:THR:O	1:O:321:PRO:HD3	2.05	0.57

Continued on next page...

Continued from previous page...

Atom-1	Atom-2	Interatomic distance (Å)	Clash overlap (Å)
1:E:63:TRP:CZ2	1:E:126:SER:HB3	2.40	0.57
1:K:63:TRP:CZ2	1:K:126:SER:HB3	2.40	0.57
1:H:135:ARG:CG	1:H:135:ARG:HH11	2.16	0.57
1:O:403:ASN:O	1:O:406:HIS:HB3	2.03	0.57
1:I:403:ASN:O	1:I:406:HIS:HB3	2.03	0.57
1:G:199:LEU:HD13	1:G:228:LEU:HD21	1.86	0.57
1:D:100:SER:O	1:D:103:THR:HB	2.03	0.57
1:J:293:THR:O	1:J:294:PRO:C	2.43	0.57
1:F:127:ARG:HB2	1:F:127:ARG:HH11	1.68	0.57
1:P:110:ARG:CG	1:P:110:ARG:HH11	2.14	0.57
1:Q:84:ASN:ND2	1:Q:85:TYR:CD2	2.72	0.57
1:G:84:ASN:ND2	1:G:85:TYR:CD2	2.72	0.57
1:O:84:ASN:ND2	1:O:85:TYR:CD2	2.72	0.57
1:I:84:ASN:ND2	1:I:85:TYR:CD2	2.72	0.57
1:K:153:LEU:HD21	1:K:426:TYR:HE1	1.67	0.57
1:A:244:LEU:O	1:A:265:THR:HG22	2.04	0.57
1:A:317:LEU:HB3	1:A:341:TRP:CZ2	2.39	0.57
1:N:72:MET:HA	1:N:75:LYS:HG3	1.86	0.57
1:K:127:ARG:HB2	1:K:127:ARG:HH11	1.68	0.57
1:Q:319:THR:O	1:Q:321:PRO:HD3	2.05	0.57
1:A:124:ASN:ND2	1:A:125:VAL:N	2.52	0.57
1:K:179:PHE:HZ	1:K:237:TYR:CE1	2.23	0.57
1:E:179:PHE:HZ	1:E:237:TYR:CE1	2.23	0.57
1:D:179:PHE:HZ	1:D:237:TYR:CE1	2.23	0.57
1:K:135:ARG:HH11	1:K:135:ARG:CG	2.16	0.57
1:P:63:TRP:CZ2	1:P:126:SER:HB3	2.40	0.57
1:P:135:ARG:CG	1:P:135:ARG:HH11	2.16	0.57
1:H:478:ILE:HG13	1:H:479:GLU:H	1.70	0.57
1:P:478:ILE:HG13	1:P:479:GLU:H	1.70	0.57
1:C:254:ASN:O	1:C:257:ASN:ND2	2.38	0.57
1:M:199:LEU:HD13	1:M:228:LEU:HD21	1.86	0.57
1:M:276:SER:HG	1:N:122:LYS:HD2	0.74	0.57
1:N:293:THR:O	1:N:294:PRO:C	2.43	0.57
1:C:276:SER:HG	1:J:122:LYS:HD2	0.74	0.57
1:J:246:ASN:N	1:J:265:THR:CG2	2.63	0.57
1:I:174:MET:HE3	1:I:241:LEU:HD13	1.84	0.57
1:H:110:ARG:HH11	1:H:110:ARG:CG	2.14	0.57
1:F:124:ASN:ND2	1:F:125:VAL:N	2.52	0.57
1:P:35:MET:SD	1:P:40:LEU:CD1	2.93	0.57
1:H:35:MET:SD	1:H:40:LEU:CD1	2.93	0.57
1:C:97:ARG:CD	1:C:97:ARG:H	1.99	0.57

Continued on next page...

Continued from previous page...

Atom-1	Atom-2	Interatomic distance (Å)	Clash overlap (Å)
1:E:153:LEU:HD21	1:E:426:TYR:HE1	1.67	0.57
1:A:127:ARG:HB2	1:A:127:ARG:HH11	1.68	0.57
1:A:319:THR:O	1:A:321:PRO:HD3	2.05	0.57
1:L:882:UNK:C	1:L:883:UNK:CA	2.74	0.57
1:M:369:PHE:CE2	1:M:410:LEU:CD2	2.78	0.57
1:G:319:THR:O	1:G:321:PRO:HD3	2.05	0.57
1:C:129:GLN:HE21	1:C:129:GLN:C	2.08	0.57
1:M:129:GLN:HE21	1:M:129:GLN:C	2.08	0.57
1:M:323:ARG:HA	1:M:349:LEU:CD1	2.29	0.57
1:I:124:ASN:ND2	1:I:125:VAL:N	2.52	0.57
1:O:124:ASN:ND2	1:O:125:VAL:N	2.52	0.57
1:O:323:ARG:HG2	1:O:349:LEU:CD1	2.35	0.57
1:C:179:PHE:HZ	1:C:237:TYR:CE1	2.23	0.57
1:L:179:PHE:HZ	1:L:237:TYR:CE1	2.23	0.57
1:G:135:ARG:HH11	1:G:135:ARG:CG	2.16	0.57
1:H:63:TRP:CZ2	1:H:126:SER:HB3	2.40	0.57
1:I:478:ILE:HG13	1:I:479:GLU:H	1.70	0.57
1:O:478:ILE:HG13	1:O:479:GLU:H	1.70	0.57
1:D:478:ILE:HG13	1:D:479:GLU:H	1.70	0.57
1:L:478:ILE:HG13	1:L:479:GLU:H	1.70	0.57
1:Q:29:CYS:O	1:Q:32:VAL:N	2.37	0.57
1:L:254:ASN:O	1:L:257:ASN:ND2	2.38	0.57
1:M:254:ASN:O	1:M:257:ASN:ND2	2.38	0.57
1:C:199:LEU:HD13	1:C:228:LEU:HD21	1.86	0.57
1:L:100:SER:O	1:L:103:THR:HB	2.03	0.57
1:J:323:ARG:HG2	1:J:349:LEU:CD1	2.35	0.57
1:F:317:LEU:HB3	1:F:341:TRP:CZ2	2.39	0.57
1:F:319:THR:O	1:F:321:PRO:HD3	2.05	0.57
1:L:350:THR:HA	1:L:353:ILE:HB	1.83	0.57
1:E:65:LEU:HD13	1:E:76:PHE:HD2	1.68	0.57
1:O:84:ASN:ND2	1:O:85:TYR:CG	2.73	0.57
1:I:84:ASN:ND2	1:I:85:TYR:CG	2.73	0.57
1:M:97:ARG:CD	1:M:97:ARG:H	1.99	0.57
1:M:84:ASN:ND2	1:M:85:TYR:CD2	2.72	0.57
1:N:84:ASN:ND2	1:N:85:TYR:CD2	2.72	0.57
1:D:882:UNK:C	1:D:883:UNK:CA	2.74	0.57
1:E:382:PRO:HB3	1:E:463:LEU:HD22	1.87	0.57
1:K:382:PRO:HB3	1:K:463:LEU:HD22	1.87	0.57
1:K:129:GLN:C	1:K:129:GLN:HE21	2.08	0.57
1:E:129:GLN:C	1:E:129:GLN:HE21	2.08	0.57
1:I:323:ARG:HG2	1:I:349:LEU:CD1	2.35	0.57

Continued on next page...

Continued from previous page...

Atom-1	Atom-2	Interatomic distance (Å)	Clash overlap (Å)
1:O:245:LEU:CA	1:O:265:THR:HG21	2.25	0.57
1:M:124:ASN:ND2	1:M:125:VAL:N	2.52	0.57
1:C:124:ASN:ND2	1:C:125:VAL:N	2.52	0.57
1:E:135:ARG:CG	1:E:135:ARG:HH11	2.16	0.57
1:A:135:ARG:HH11	1:A:135:ARG:CG	2.16	0.57
1:N:478:ILE:HG13	1:N:479:GLU:H	1.70	0.57
1:J:478:ILE:HG13	1:J:479:GLU:H	1.70	0.57
1:A:478:ILE:HG13	1:A:479:GLU:H	1.70	0.57
1:F:478:ILE:HG13	1:F:479:GLU:H	1.70	0.57
1:E:478:ILE:HG13	1:E:479:GLU:H	1.70	0.57
1:K:478:ILE:HG13	1:K:479:GLU:H	1.70	0.57
1:G:29:CYS:O	1:G:32:VAL:N	2.37	0.57
1:D:254:ASN:O	1:D:257:ASN:ND2	2.38	0.57
1:M:52:LYS:HA	1:M:52:LYS:HZ3	1.70	0.57
1:K:29:CYS:O	1:K:32:VAL:N	2.37	0.57
1:N:323:ARG:HG2	1:N:349:LEU:CD1	2.35	0.57
1:J:275:LEU:CD2	1:J:275:LEU:H	1.99	0.57
1:J:319:THR:O	1:J:321:PRO:HD3	2.05	0.57
1:D:293:THR:O	1:D:294:PRO:C	2.43	0.57
1:K:84:ASN:ND2	1:K:85:TYR:CG	2.73	0.57
1:E:68:LYS:HB2	1:E:72:MET:SD	2.44	0.57
1:G:357:LEU:HD12	1:G:430:LYS:HZ1	1.33	0.57
1:C:84:ASN:ND2	1:C:85:TYR:CG	2.73	0.57
1:O:36:PRO:CG	1:O:39:ILE:HG21	2.33	0.57
1:M:84:ASN:ND2	1:M:85:TYR:CG	2.73	0.57
1:H:84:ASN:ND2	1:H:85:TYR:CG	2.73	0.57
1:D:79:GLU:O	1:D:83:ILE:HD13	1.93	0.57
1:P:84:ASN:ND2	1:P:85:TYR:CG	2.73	0.57
1:N:84:ASN:ND2	1:N:85:TYR:CG	2.73	0.57
1:J:84:ASN:ND2	1:J:85:TYR:CG	2.73	0.57
1:J:84:ASN:ND2	1:J:85:TYR:CD2	2.72	0.57
1:A:382:PRO:HB3	1:A:463:LEU:HD22	1.87	0.57
1:E:127:ARG:HB2	1:E:127:ARG:HH11	1.68	0.57
1:Q:285:LEU:CD1	1:Q:290:MET:CB	2.55	0.57
1:G:113:LEU:HD11	1:G:162:LEU:HD23	1.87	0.57
1:C:293:THR:O	1:C:294:PRO:C	2.43	0.57
1:M:293:THR:O	1:M:294:PRO:C	2.43	0.57
1:M:319:THR:O	1:M:321:PRO:HD3	2.05	0.57
1:I:275:LEU:H	1:I:275:LEU:CD2	1.99	0.57
1:Q:113:LEU:HD11	1:Q:162:LEU:HD23	1.87	0.57
1:F:113:LEU:HD11	1:F:162:LEU:HD23	1.87	0.57

Continued on next page...

Continued from previous page...

Atom-1	Atom-2	Interatomic distance (Å)	Clash overlap (Å)
1:A:113:LEU:HD11	1:A:162:LEU:HD23	1.87	0.57
1:M:179:PHE:HZ	1:M:237:TYR:CE1	2.23	0.57
1:I:63:TRP:CZ2	1:I:126:SER:HB3	2.40	0.57
1:Q:135:ARG:HH11	1:Q:135:ARG:CG	2.16	0.57
1:F:135:ARG:CG	1:F:135:ARG:HH11	2.16	0.57
1:I:29:CYS:O	1:I:32:VAL:N	2.37	0.57
1:C:52:LYS:HZ3	1:C:52:LYS:HA	1.70	0.57
1:E:29:CYS:O	1:E:32:VAL:N	2.37	0.57
1:N:246:ASN:N	1:N:265:THR:CG2	2.63	0.57
1:N:319:THR:O	1:N:321:PRO:HD3	2.05	0.57
1:K:276:SER:HG	1:L:122:LYS:HD2	0.74	0.57
1:L:243:VAL:HG23	1:L:243:VAL:O	2.04	0.57
1:L:293:THR:O	1:L:294:PRO:C	2.43	0.57
1:H:323:ARG:HG2	1:H:349:LEU:CD1	2.35	0.57
1:F:134:LEU:CD1	1:F:149:ILE:HD11	2.33	0.57
1:D:350:THR:HA	1:D:353:ILE:HB	1.83	0.57
1:E:84:ASN:ND2	1:E:85:TYR:CG	2.73	0.57
1:H:65:LEU:HD13	1:H:76:PHE:HD2	1.68	0.57
1:Q:357:LEU:HD12	1:Q:430:LYS:HZ1	1.33	0.57
1:Q:84:ASN:ND2	1:Q:85:TYR:CG	2.73	0.57
1:G:84:ASN:ND2	1:G:85:TYR:CG	2.73	0.57
1:K:68:LYS:HB2	1:K:72:MET:SD	2.44	0.57
1:C:84:ASN:ND2	1:C:85:TYR:CD2	2.72	0.57
1:O:35:MET:SD	1:O:40:LEU:CD1	2.93	0.57
1:I:35:MET:SD	1:I:40:LEU:CD1	2.93	0.57
1:L:49:ILE:HD12	1:L:49:ILE:H	1.70	0.57
1:D:49:ILE:H	1:D:49:ILE:HD12	1.70	0.57
1:A:129:GLN:C	1:A:129:GLN:HE21	2.08	0.57
1:A:134:LEU:CD1	1:A:149:ILE:HD11	2.33	0.57
1:A:323:ARG:HG2	1:A:349:LEU:CD1	2.35	0.57
1:N:39:ILE:N	1:N:75:LYS:HZ1	2.01	0.57
1:F:382:PRO:HB3	1:F:463:LEU:HD22	1.87	0.57
1:D:382:PRO:HB3	1:D:463:LEU:HD22	1.87	0.57
1:Q:245:LEU:CA	1:Q:265:THR:HG21	2.25	0.57
1:Q:323:ARG:HG2	1:Q:349:LEU:CD1	2.35	0.57
1:C:319:THR:O	1:C:321:PRO:HD3	2.05	0.57
1:C:323:ARG:HA	1:C:349:LEU:CD1	2.29	0.57
1:I:150:ASP:HA	1:I:266:THR:OG1	2.05	0.57
1:O:110:ARG:CG	1:O:110:ARG:HH11	2.14	0.57
1:J:63:TRP:CZ2	1:J:126:SER:HB3	2.40	0.57
1:N:63:TRP:CZ2	1:N:126:SER:HB3	2.40	0.57

Continued on next page...

Continued from previous page...

Atom-1	Atom-2	Interatomic distance (Å)	Clash overlap (Å)
1:I:135:ARG:HH11	1:I:135:ARG:CG	2.16	0.57
1:O:63:TRP:CZ2	1:O:126:SER:HB3	2.40	0.57
1:M:478:ILE:HG13	1:M:479:GLU:H	1.70	0.57
1:Q:478:ILE:HG13	1:Q:479:GLU:H	1.70	0.57
1:C:478:ILE:HG13	1:C:479:GLU:H	1.70	0.57
1:G:478:ILE:HG13	1:G:479:GLU:H	1.70	0.57
1:K:52:LYS:CA	1:K:52:LYS:HZ3	2.18	0.57
1:K:27:PHE:CE1	1:K:29:CYS:N	2.73	0.57
1:J:970:UNK:O	1:J:971:UNK:C	2.52	0.57
1:O:254:ASN:O	1:O:257:ASN:ND2	2.38	0.57
1:O:29:CYS:O	1:O:32:VAL:N	2.37	0.57
1:P:254:ASN:O	1:P:257:ASN:ND2	2.38	0.57
1:F:990:UNK:O	1:F:991:UNK:C	2.52	0.57
1:G:990:UNK:O	1:G:991:UNK:C	2.52	0.57
1:J:129:GLN:HE21	1:J:129:GLN:C	2.08	0.57
1:F:323:ARG:HG2	1:F:349:LEU:CD1	2.35	0.57
1:P:319:THR:O	1:P:321:PRO:HD3	2.05	0.57
1:P:323:ARG:HG2	1:P:349:LEU:CD1	2.35	0.57
1:Q:72:MET:HA	1:Q:75:LYS:HG3	1.86	0.57
1:G:39:ILE:HD11	1:G:76:PHE:CD2	2.38	0.57
1:P:65:LEU:HD13	1:P:76:PHE:HD2	1.68	0.57
1:L:84:ASN:ND2	1:L:85:TYR:CD2	2.72	0.57
1:K:65:LEU:HD13	1:K:76:PHE:HD2	1.68	0.57
1:C:49:ILE:HD12	1:C:49:ILE:H	1.70	0.57
1:O:882:UNK:CA	1:O:883:UNK:N	2.62	0.57
1:M:49:ILE:HD12	1:M:49:ILE:H	1.70	0.57
1:I:36:PRO:CG	1:I:39:ILE:HG21	2.33	0.57
1:L:68:LYS:HB2	1:L:72:MET:SD	2.44	0.57
1:D:68:LYS:HB2	1:D:72:MET:SD	2.44	0.57
1:J:49:ILE:H	1:J:49:ILE:HD12	1.70	0.57
1:N:49:ILE:HD12	1:N:49:ILE:H	1.70	0.57
1:K:124:ASN:ND2	1:K:125:VAL:N	2.52	0.57
1:K:150:ASP:HA	1:K:266:THR:OG1	2.05	0.57
1:E:150:ASP:HA	1:E:266:THR:OG1	2.05	0.57
1:L:382:PRO:HB3	1:L:463:LEU:HD22	1.87	0.57
1:C:369:PHE:CE2	1:C:410:LEU:CD2	2.78	0.57
1:Q:247:VAL:HG21	1:Q:264:LEU:HD12	1.86	0.57
1:G:323:ARG:HG2	1:G:349:LEU:CD1	2.35	0.57
1:I:110:ARG:CG	1:I:110:ARG:HH11	2.14	0.57
1:I:245:LEU:CA	1:I:265:THR:HG21	2.25	0.57
1:O:150:ASP:HA	1:O:266:THR:OG1	2.05	0.57

Continued on next page...

Continued from previous page...

Atom-1	Atom-2	Interatomic distance (Å)	Clash overlap (Å)
1:G:247:VAL:HG21	1:G:264:LEU:HD12	1.86	0.57
1:A:179:PHE:HZ	1:A:237:TYR:CE1	2.23	0.57
1:H:118:GLN:CG	1:I:274:PHE:CZ	2.88	0.57
1:L:274:PHE:CZ	1:M:118:GLN:CG	2.88	0.57
1:O:135:ARG:CG	1:O:135:ARG:HH11	2.16	0.57
1:E:52:LYS:CA	1:E:52:LYS:HZ3	2.18	0.57
1:P:27:PHE:CE1	1:P:29:CYS:N	2.73	0.57
1:H:27:PHE:CE1	1:H:29:CYS:N	2.73	0.57
1:E:27:PHE:CE1	1:E:29:CYS:N	2.73	0.57
1:I:254:ASN:O	1:I:257:ASN:ND2	2.38	0.57
1:C:990:UNK:O	1:C:991:UNK:C	2.52	0.57
1:E:970:UNK:O	1:E:971:UNK:C	2.52	0.57
1:Q:990:UNK:O	1:Q:991:UNK:C	2.52	0.57
1:Q:254:ASN:O	1:Q:257:ASN:ND2	2.38	0.57
1:G:254:ASN:O	1:G:257:ASN:ND2	2.38	0.57
1:A:990:UNK:O	1:A:991:UNK:C	2.52	0.57
1:N:254:ASN:O	1:N:257:ASN:ND2	2.38	0.57
1:H:254:ASN:O	1:H:257:ASN:ND2	2.38	0.57
1:N:129:GLN:C	1:N:129:GLN:HE21	2.08	0.56
1:D:243:VAL:HG23	1:D:243:VAL:O	2.04	0.56
1:M:353:ILE:HD12	1:M:430:LYS:HB2	1.87	0.56
1:C:353:ILE:HD12	1:C:430:LYS:HB2	1.87	0.56
1:H:319:THR:O	1:H:321:PRO:HD3	2.05	0.56
1:F:129:GLN:C	1:F:129:GLN:HE21	2.08	0.56
1:A:190:GLU:HB2	1:A:217:ILE:HD12	1.81	0.56
1:P:171:GLN:HE22	1:P:178:ILE:HD13	1.66	0.56
1:G:72:MET:HA	1:G:75:LYS:HG3	1.86	0.56
1:I:882:UNK:CA	1:I:883:UNK:N	2.62	0.56
1:K:49:ILE:HD12	1:K:49:ILE:H	1.70	0.56
1:F:84:ASN:ND2	1:F:85:TYR:CG	2.73	0.56
1:O:79:GLU:O	1:O:83:ILE:HD13	1.93	0.56
1:A:276:SER:HG	1:K:122:LYS:HD2	0.74	0.56
1:K:323:ARG:HG2	1:K:349:LEU:CD1	2.35	0.56
1:E:122:LYS:HD2	1:F:276:SER:HG	0.74	0.56
1:E:124:ASN:ND2	1:E:125:VAL:N	2.52	0.56
1:I:269:LYS:HA	1:I:272:THR:HG22	1.87	0.56
1:O:269:LYS:HA	1:O:272:THR:HG22	1.87	0.56
1:K:113:LEU:HD11	1:K:162:LEU:HD23	1.87	0.56
1:D:118:GLN:CG	1:E:274:PHE:CZ	2.88	0.56
1:K:274:PHE:CZ	1:L:118:GLN:CG	2.88	0.56
1:O:274:PHE:CZ	1:P:118:GLN:CG	2.88	0.56

Continued on next page...

Continued from previous page...

Atom-1	Atom-2	Interatomic distance (Å)	Clash overlap (Å)
1:C:118:GLN:CG	1:D:274:PHE:CZ	2.88	0.56
1:M:63:TRP:CZ2	1:M:126:SER:HB3	2.40	0.56
1:C:63:TRP:CZ2	1:C:126:SER:HB3	2.40	0.56
1:F:27:PHE:CE1	1:F:29:CYS:N	2.73	0.56
1:A:27:PHE:CE1	1:A:29:CYS:N	2.73	0.56
1:I:27:PHE:CE1	1:I:29:CYS:N	2.73	0.56
1:K:970:UNK:O	1:K:971:UNK:C	2.52	0.56
1:J:254:ASN:O	1:J:257:ASN:ND2	2.38	0.56
1:F:254:ASN:O	1:F:257:ASN:ND2	2.38	0.56
1:N:970:UNK:O	1:N:971:UNK:C	2.52	0.56
1:M:990:UNK:O	1:M:991:UNK:C	2.52	0.56
1:M:174:MET:HE3	1:M:241:LEU:CA	2.34	0.56
1:F:114:TYR:CZ	1:F:166:LEU:HD11	2.40	0.56
1:E:84:ASN:ND2	1:E:85:TYR:CD2	2.72	0.56
1:Q:39:ILE:HD11	1:Q:76:PHE:CD2	2.38	0.56
1:D:84:ASN:ND2	1:D:85:TYR:CD2	2.72	0.56
1:E:49:ILE:H	1:E:49:ILE:HD12	1.70	0.56
1:A:84:ASN:ND2	1:A:85:TYR:CG	2.73	0.56
1:F:35:MET:SD	1:F:40:LEU:CD1	2.93	0.56
1:A:35:MET:SD	1:A:40:LEU:CD1	2.93	0.56
1:F:84:ASN:ND2	1:F:85:TYR:CD2	2.72	0.56
1:K:353:ILE:HD12	1:K:430:LYS:HB2	1.87	0.56
1:E:353:ILE:HD12	1:E:430:LYS:HB2	1.87	0.56
1:M:323:ARG:HG2	1:M:349:LEU:CD1	2.35	0.56
1:E:113:LEU:HD11	1:E:162:LEU:HD23	1.87	0.56
1:G:114:TYR:CZ	1:G:166:LEU:HD11	2.40	0.56
1:A:114:TYR:CZ	1:A:166:LEU:HD11	2.40	0.56
1:F:179:PHE:HZ	1:F:237:TYR:CE1	2.23	0.56
1:C:27:PHE:CE1	1:C:29:CYS:N	2.73	0.56
1:M:27:PHE:CE1	1:M:29:CYS:N	2.73	0.56
1:O:27:PHE:CE1	1:O:29:CYS:N	2.73	0.56
1:H:496:PHE:HB2	1:H:561:LEU:HD22	1.87	0.56
1:G:970:UNK:O	1:G:971:UNK:C	2.52	0.56
1:P:496:PHE:HB2	1:P:561:LEU:HD22	1.87	0.56
1:A:254:ASN:O	1:A:257:ASN:ND2	2.38	0.56
1:C:239:ASN:HB3	1:C:261:LYS:HD2	1.82	0.56
1:L:323:ARG:HG2	1:L:349:LEU:CD1	2.35	0.56
1:L:247:VAL:HG21	1:L:264:LEU:HD12	1.86	0.56
1:D:247:VAL:HG21	1:D:264:LEU:HD12	1.86	0.56
1:H:171:GLN:HE22	1:H:178:ILE:HD13	1.66	0.56
1:D:353:ILE:HD12	1:D:430:LYS:HB2	1.87	0.56

Continued on next page...

Continued from previous page...

Atom-1	Atom-2	Interatomic distance (Å)	Clash overlap (Å)
1:K:84:ASN:ND2	1:K:85:TYR:CD2	2.72	0.56
1:P:12:TYR:HE2	1:P:77:VAL:HG13	1.54	0.56
1:G:882:UNK:CA	1:G:883:UNK:N	2.62	0.56
1:C:68:LYS:CB	1:C:72:MET:SD	2.94	0.56
1:M:68:LYS:CB	1:M:72:MET:SD	2.94	0.56
1:A:84:ASN:ND2	1:A:85:TYR:CD2	2.72	0.56
1:H:84:ASN:ND2	1:H:85:TYR:CD2	2.72	0.56
1:I:49:ILE:H	1:I:49:ILE:HD12	1.70	0.56
1:P:84:ASN:ND2	1:P:85:TYR:CD2	2.72	0.56
1:A:174:MET:HE3	1:A:241:LEU:HD13	1.88	0.56
1:E:293:THR:O	1:E:294:PRO:C	2.43	0.56
1:E:323:ARG:HG2	1:E:349:LEU:CD1	2.35	0.56
1:Q:114:TYR:CZ	1:Q:166:LEU:HD11	2.40	0.56
1:C:323:ARG:HG2	1:C:349:LEU:CD1	2.35	0.56
1:Q:110:ARG:HH11	1:Q:110:ARG:CG	2.14	0.56
1:G:245:LEU:CA	1:G:265:THR:HG21	2.25	0.56
1:L:276:SER:HG	1:M:122:LYS:HD2	0.74	0.56
1:C:269:LYS:HA	1:C:272:THR:HG22	1.87	0.56
1:F:63:TRP:CZ2	1:F:126:SER:HB3	2.40	0.56
1:N:27:PHE:CE1	1:N:29:CYS:N	2.73	0.56
1:J:27:PHE:CE1	1:J:29:CYS:N	2.73	0.56
1:Q:970:UNK:O	1:Q:971:UNK:C	2.52	0.56
1:K:254:ASN:O	1:K:257:ASN:ND2	2.38	0.56
1:D:319:THR:O	1:D:321:PRO:HD3	2.05	0.56
1:D:323:ARG:HG2	1:D:349:LEU:CD1	2.35	0.56
1:H:114:TYR:CZ	1:H:166:LEU:HD11	2.40	0.56
1:F:190:GLU:HB2	1:F:217:ILE:HD12	1.81	0.56
1:P:114:TYR:CZ	1:P:166:LEU:HD11	2.40	0.56
1:L:353:ILE:HD12	1:L:430:LYS:HB2	1.87	0.56
1:Q:243:VAL:HA	1:Q:263:LEU:O	2.06	0.56
1:J:353:ILE:HD12	1:J:430:LYS:HB2	1.87	0.56
1:G:243:VAL:HA	1:G:263:LEU:O	2.06	0.56
1:I:79:GLU:O	1:I:83:ILE:HD13	1.93	0.56
1:J:68:LYS:HB2	1:J:72:MET:SD	2.44	0.56
1:K:293:THR:O	1:K:294:PRO:C	2.43	0.56
1:E:114:TYR:CZ	1:E:166:LEU:HD11	2.40	0.56
1:G:110:ARG:HH11	1:G:110:ARG:CG	2.14	0.56
1:M:269:LYS:HA	1:M:272:THR:HG22	1.87	0.56
1:A:63:TRP:CZ2	1:A:126:SER:HB3	2.40	0.56
1:D:27:PHE:CE1	1:D:29:CYS:N	2.73	0.56
1:P:350:THR:HA	1:P:353:ILE:HB	1.83	0.56

Continued on next page...

Continued from previous page...

Atom-1	Atom-2	Interatomic distance (Å)	Clash overlap (Å)
1:L:319:THR:O	1:L:321:PRO:HD3	2.05	0.56
1:H:113:LEU:HD11	1:H:162:LEU:HD23	1.87	0.56
1:H:150:ASP:HA	1:H:266:THR:OG1	2.05	0.56
1:N:353:ILE:HD12	1:N:430:LYS:HB2	1.87	0.56
1:E:36:PRO:CG	1:E:39:ILE:HG21	2.33	0.56
1:E:72:MET:HA	1:E:75:LYS:HG3	1.86	0.56
1:K:72:MET:HA	1:K:75:LYS:HG3	1.86	0.56
1:M:42:LYS:CA	1:M:45:ILE:CG2	2.84	0.56
1:A:68:LYS:CB	1:A:72:MET:SD	2.94	0.56
1:O:49:ILE:HD12	1:O:49:ILE:H	1.70	0.56
1:N:68:LYS:HB2	1:N:72:MET:SD	2.44	0.56
1:K:114:TYR:CZ	1:K:166:LEU:HD11	2.40	0.56
1:Q:129:GLN:C	1:Q:129:GLN:HE21	2.08	0.56
1:I:129:GLN:HE21	1:I:129:GLN:C	2.08	0.56
1:J:179:PHE:HZ	1:J:237:TYR:CE1	2.23	0.56
1:M:382:PRO:HB3	1:M:463:LEU:HD22	1.87	0.56
1:E:254:ASN:O	1:E:257:ASN:ND2	2.38	0.56
1:M:673:UNK:HA	1:M:682:UNK:O	2.06	0.56
1:C:673:UNK:HA	1:C:682:UNK:O	2.06	0.56
1:J:496:PHE:HB2	1:J:561:LEU:HD22	1.87	0.56
1:P:350:THR:HB	1:P:353:ILE:CG2	2.34	0.56
1:H:350:THR:HA	1:H:353:ILE:HB	1.83	0.56
1:D:124:ASN:ND2	1:D:125:VAL:N	2.52	0.56
1:H:269:LYS:HA	1:H:272:THR:HG22	1.88	0.56
1:I:350:THR:HA	1:I:353:ILE:HB	1.83	0.56
1:Q:12:TYR:HH	1:Q:93:LYS:CD	1.91	0.56
1:K:36:PRO:CG	1:K:39:ILE:HG21	2.33	0.56
1:C:42:LYS:CA	1:C:45:ILE:CG2	2.84	0.56
1:F:68:LYS:CB	1:F:72:MET:SD	2.94	0.56
1:L:72:MET:HA	1:L:75:LYS:HG3	1.86	0.56
1:D:72:MET:HA	1:D:75:LYS:HG3	1.86	0.56
1:J:35:MET:CA	1:J:35:MET:HE2	2.21	0.56
1:J:42:LYS:CA	1:J:45:ILE:CG2	2.84	0.56
1:N:42:LYS:CA	1:N:45:ILE:CG2	2.84	0.56
1:Q:269:LYS:HA	1:Q:272:THR:HG22	1.87	0.56
1:G:129:GLN:C	1:G:129:GLN:HE21	2.08	0.56
1:O:129:GLN:HE21	1:O:129:GLN:C	2.08	0.56
1:C:382:PRO:HB3	1:C:463:LEU:HD22	1.87	0.56
1:D:63:TRP:CZ2	1:D:126:SER:HB3	2.40	0.56
1:L:27:PHE:CE1	1:L:29:CYS:N	2.73	0.56
1:N:496:PHE:HB2	1:N:561:LEU:HD22	1.87	0.56

Continued on next page...

Continued from previous page...

Atom-1	Atom-2	Interatomic distance (Å)	Clash overlap (Å)
1:H:990:UNK:O	1:H:991:UNK:C	2.52	0.56
1:N:124:ASN:ND2	1:N:125:VAL:N	2.52	0.56
1:J:124:ASN:ND2	1:J:125:VAL:N	2.52	0.56
1:M:239:ASN:HB3	1:M:261:LYS:HD2	1.82	0.56
1:H:350:THR:HB	1:H:353:ILE:CG2	2.34	0.56
1:L:124:ASN:ND2	1:L:125:VAL:N	2.52	0.56
1:F:247:VAL:HG21	1:F:264:LEU:HD12	1.86	0.56
1:P:113:LEU:HD11	1:P:162:LEU:HD23	1.87	0.56
1:P:150:ASP:HA	1:P:266:THR:OG1	2.05	0.56
1:Q:68:LYS:CB	1:Q:72:MET:SD	2.94	0.56
1:G:68:LYS:CB	1:G:72:MET:SD	2.94	0.56
1:D:84:ASN:ND2	1:D:85:TYR:CG	2.73	0.56
1:H:68:LYS:CB	1:H:72:MET:SD	2.94	0.56
1:E:247:VAL:HG21	1:E:264:LEU:HD12	1.86	0.56
1:G:269:LYS:HA	1:G:272:THR:HG22	1.87	0.56
1:M:114:TYR:CZ	1:M:166:LEU:HD11	2.40	0.56
1:C:114:TYR:CZ	1:C:166:LEU:HD11	2.40	0.56
1:N:179:PHE:HZ	1:N:237:TYR:CE1	2.23	0.56
1:G:382:PRO:HB3	1:G:463:LEU:HD22	1.87	0.56
1:I:44:GLU:OE2	1:I:64:THR:CB	2.52	0.56
1:L:63:TRP:CZ2	1:L:126:SER:HB3	2.40	0.56
1:D:52:LYS:HZ3	1:D:52:LYS:CA	2.19	0.56
1:E:990:UNK:O	1:E:991:UNK:C	2.52	0.56
1:L:673:UNK:HA	1:L:682:UNK:O	2.06	0.56
1:J:673:UNK:HA	1:J:682:UNK:O	2.06	0.56
1:K:990:UNK:O	1:K:991:UNK:C	2.52	0.56
1:O:243:VAL:HA	1:O:263:LEU:O	2.06	0.56
1:P:269:LYS:HA	1:P:272:THR:HG22	1.88	0.56
1:O:350:THR:HA	1:O:353:ILE:HB	1.83	0.56
1:A:353:ILE:HD12	1:A:430:LYS:HB2	1.87	0.56
1:P:68:LYS:CB	1:P:72:MET:SD	2.94	0.56
1:L:84:ASN:ND2	1:L:85:TYR:CG	2.73	0.56
1:A:49:ILE:H	1:A:49:ILE:HD12	1.70	0.56
1:A:247:VAL:HG21	1:A:264:LEU:HD12	1.86	0.56
1:K:247:VAL:HG21	1:K:264:LEU:HD12	1.86	0.56
1:E:118:GLN:CG	1:F:274:PHE:CZ	2.88	0.56
1:G:118:GLN:CG	1:H:274:PHE:CZ	2.88	0.56
1:M:146:ASN:O	1:M:280:THR:CB	2.46	0.56
1:Q:382:PRO:HB3	1:Q:463:LEU:HD22	1.87	0.56
1:Q:27:PHE:CE1	1:Q:29:CYS:N	2.73	0.56
1:P:990:UNK:O	1:P:991:UNK:C	2.52	0.56

Continued on next page...

Continued from previous page...

Atom-1	Atom-2	Interatomic distance (Å)	Clash overlap (Å)
1:N:673:UNK:HA	1:N:682:UNK:O	2.06	0.56
1:D:673:UNK:HA	1:D:682:UNK:O	2.06	0.56
1:N:110:ARG:CG	1:N:110:ARG:HH11	2.14	0.56
1:I:174:MET:HE1	1:I:241:LEU:HD13	1.86	0.56
1:I:243:VAL:HA	1:I:263:LEU:O	2.06	0.56
1:P:174:MET:HE1	1:P:241:LEU:HD13	1.88	0.56
1:F:353:ILE:HD12	1:F:430:LYS:HB2	1.87	0.56
1:Q:42:LYS:CA	1:Q:45:ILE:CG2	2.84	0.56
1:Q:49:ILE:HD12	1:Q:49:ILE:H	1.70	0.56
1:G:42:LYS:CA	1:G:45:ILE:CG2	2.84	0.56
1:G:49:ILE:H	1:G:49:ILE:HD12	1.70	0.56
1:H:12:TYR:HE2	1:H:77:VAL:HG13	1.54	0.56
1:Q:350:THR:HB	1:Q:353:ILE:CG2	2.34	0.56
1:G:350:THR:HB	1:G:353:ILE:CG2	2.34	0.56
1:F:42:LYS:CA	1:F:45:ILE:CG2	2.84	0.56
1:A:42:LYS:CA	1:A:45:ILE:CG2	2.84	0.56
1:O:68:LYS:CB	1:O:72:MET:SD	2.94	0.56
1:I:68:LYS:CB	1:I:72:MET:SD	2.94	0.56
1:A:274:PHE:CZ	1:K:118:GLN:CG	2.88	0.56
1:O:44:GLU:OE2	1:O:64:THR:CB	2.52	0.56
1:G:27:PHE:CE1	1:G:29:CYS:N	2.73	0.56
1:D:104:ARG:O	1:D:105:MET:C	2.42	0.56
1:L:104:ARG:O	1:L:105:MET:C	2.42	0.56
1:J:110:ARG:CG	1:J:110:ARG:HH11	2.14	0.56
1:D:150:ASP:HA	1:D:266:THR:OG1	2.05	0.56
1:Q:35:MET:SD	1:Q:40:LEU:CD1	2.93	0.56
1:G:35:MET:SD	1:G:40:LEU:CD1	2.93	0.56
1:K:68:LYS:CB	1:K:72:MET:SD	2.94	0.56
1:F:49:ILE:HD12	1:F:49:ILE:H	1.70	0.56
1:F:72:MET:HA	1:F:75:LYS:HG3	1.86	0.56
1:I:42:LYS:CA	1:I:45:ILE:CG2	2.84	0.56
1:I:39:ILE:H	1:I:75:LYS:HZ1	1.52	0.56
1:N:382:PRO:HB3	1:N:463:LEU:HD22	1.87	0.56
1:K:319:THR:O	1:K:321:PRO:HD3	2.05	0.56
1:O:114:TYR:CZ	1:O:166:LEU:HD11	2.40	0.56
1:H:232:LEU:O	1:H:234:SER:N	2.37	0.56
1:P:232:LEU:O	1:P:234:SER:N	2.37	0.56
1:P:274:PHE:CZ	1:Q:118:GLN:CG	2.88	0.56
1:M:274:PHE:CZ	1:N:118:GLN:CG	2.88	0.56
1:F:52:LYS:CA	1:F:52:LYS:HZ3	2.19	0.56
1:E:673:UNK:HA	1:E:682:UNK:O	2.06	0.56

Continued on next page...

Continued from previous page...

Atom-1	Atom-2	Interatomic distance (Å)	Clash overlap (Å)
1:G:104:ARG:O	1:G:105:MET:C	2.42	0.56
1:H:104:ARG:O	1:H:105:MET:C	2.42	0.56
1:O:496:PHE:HB2	1:O:561:LEU:HD22	1.87	0.56
1:N:114:TYR:CZ	1:N:166:LEU:HD11	2.40	0.55
1:J:114:TYR:CZ	1:J:166:LEU:HD11	2.40	0.55
1:P:190:GLU:HB2	1:P:217:ILE:HD12	1.81	0.55
1:L:150:ASP:HA	1:L:266:THR:OG1	2.05	0.55
1:D:114:TYR:CZ	1:D:166:LEU:HD11	2.40	0.55
1:M:357:LEU:HD11	1:M:430:LYS:NZ	1.71	0.55
1:F:350:THR:HB	1:F:353:ILE:CG2	2.34	0.55
1:E:68:LYS:CB	1:E:72:MET:SD	2.94	0.55
1:O:39:ILE:H	1:O:75:LYS:HZ1	1.52	0.55
1:O:42:LYS:CA	1:O:45:ILE:CG2	2.84	0.55
1:L:42:LYS:CA	1:L:45:ILE:CG2	2.84	0.55
1:D:42:LYS:CA	1:D:45:ILE:CG2	2.84	0.55
1:J:36:PRO:CG	1:J:39:ILE:HG21	2.33	0.55
1:H:382:PRO:HB3	1:H:463:LEU:HD22	1.87	0.55
1:P:382:PRO:HB3	1:P:463:LEU:HD22	1.87	0.55
1:J:382:PRO:HB3	1:J:463:LEU:HD22	1.87	0.55
1:C:113:LEU:HD11	1:C:162:LEU:HD23	1.87	0.55
1:I:114:TYR:CZ	1:I:166:LEU:HD11	2.40	0.55
1:C:274:PHE:CZ	1:J:118:GLN:CG	2.88	0.55
1:K:673:UNK:HA	1:K:682:UNK:O	2.06	0.55
1:A:970:UNK:O	1:A:971:UNK:C	2.52	0.55
1:P:104:ARG:O	1:P:105:MET:C	2.42	0.55
1:F:902:UNK:C	1:F:904:UNK:N	2.69	0.55
1:F:229:ARG:HG2	1:F:233:LYS:HE3	1.88	0.55
1:F:970:UNK:O	1:F:971:UNK:C	2.52	0.55
1:A:902:UNK:C	1:A:904:UNK:N	2.69	0.55
1:N:113:LEU:HD11	1:N:162:LEU:HD23	1.87	0.55
1:N:174:MET:HE3	1:N:241:LEU:CA	2.34	0.55
1:N:269:LYS:HA	1:N:272:THR:HG22	1.88	0.55
1:J:113:LEU:HD11	1:J:162:LEU:HD23	1.87	0.55
1:L:190:GLU:HB2	1:L:217:ILE:HD12	1.81	0.55
1:L:114:TYR:CZ	1:L:166:LEU:HD11	2.40	0.55
1:F:269:LYS:HA	1:F:272:THR:HG22	1.88	0.55
1:H:49:ILE:H	1:H:49:ILE:HD12	1.70	0.55
1:C:72:MET:HA	1:C:75:LYS:HG3	1.86	0.55
1:A:72:MET:HA	1:A:75:LYS:HG3	1.86	0.55
1:L:68:LYS:CB	1:L:72:MET:SD	2.94	0.55
1:D:68:LYS:CB	1:D:72:MET:SD	2.94	0.55

Continued on next page...

Continued from previous page...

Atom-1	Atom-2	Interatomic distance (Å)	Clash overlap (Å)
1:N:36:PRO:CG	1:N:39:ILE:HG21	2.33	0.55
1:K:269:LYS:HA	1:K:272:THR:HG22	1.87	0.55
1:K:285:LEU:N	1:K:285:LEU:HD22	2.06	0.55
1:E:269:LYS:HA	1:E:272:THR:HG22	1.87	0.55
1:E:319:THR:O	1:E:321:PRO:HD3	2.05	0.55
1:G:232:LEU:O	1:G:234:SER:N	2.37	0.55
1:C:146:ASN:O	1:C:280:THR:CB	2.46	0.55
1:G:181:LEU:HD11	1:G:199:LEU:HG	1.89	0.55
1:A:229:ARG:HG2	1:A:233:LYS:HE3	1.88	0.55
1:I:673:UNK:HA	1:I:682:UNK:O	2.06	0.55
1:I:496:PHE:HB2	1:I:561:LEU:HD22	1.87	0.55
1:Q:104:ARG:O	1:Q:105:MET:C	2.42	0.55
1:C:174:MET:HE1	1:C:241:LEU:HD13	1.86	0.55
1:L:245:LEU:CA	1:L:265:THR:HG21	2.22	0.55
1:H:164:VAL:O	1:H:170:VAL:CB	2.54	0.55
1:A:350:THR:HB	1:A:353:ILE:CG2	2.34	0.55
1:P:12:TYR:HH	1:P:93:LYS:CD	1.89	0.55
1:A:269:LYS:HA	1:A:272:THR:HG22	1.88	0.55
1:N:68:LYS:CB	1:N:72:MET:SD	2.94	0.55
1:M:113:LEU:HD11	1:M:162:LEU:HD23	1.87	0.55
1:Q:179:PHE:HZ	1:Q:237:TYR:CE1	2.23	0.55
1:Q:232:LEU:O	1:Q:234:SER:N	2.37	0.55
1:Q:181:LEU:HD11	1:Q:199:LEU:HG	1.89	0.55
1:H:673:UNK:HA	1:H:682:UNK:O	2.06	0.55
1:O:673:UNK:HA	1:O:682:UNK:O	2.06	0.55
1:L:902:UNK:C	1:L:904:UNK:N	2.69	0.55
1:P:673:UNK:HA	1:P:682:UNK:O	2.06	0.55
1:J:269:LYS:HA	1:J:272:THR:HG22	1.88	0.55
1:M:243:VAL:HA	1:M:263:LEU:O	2.06	0.55
1:F:293:THR:O	1:F:294:PRO:C	2.43	0.55
1:P:129:GLN:HE21	1:P:129:GLN:C	2.08	0.55
1:M:72:MET:HA	1:M:75:LYS:HG3	1.86	0.55
1:D:36:PRO:CG	1:D:39:ILE:HG21	2.33	0.55
1:P:88:LEU:C	1:P:88:LEU:HD23	2.27	0.55
1:J:68:LYS:CB	1:J:72:MET:SD	2.94	0.55
1:K:297:VAL:HG13	1:K:324:LEU:HD22	1.88	0.55
1:E:297:VAL:HG13	1:E:324:LEU:HD22	1.88	0.55
1:Q:164:VAL:O	1:Q:170:VAL:CB	2.54	0.55
1:G:164:VAL:O	1:G:170:VAL:CB	2.54	0.55
1:E:361:GLU:O	1:E:365:TYR:HB2	2.07	0.55
1:I:382:PRO:HB3	1:I:463:LEU:HD22	1.87	0.55

Continued on next page...

Continued from previous page...

Atom-1	Atom-2	Interatomic distance (Å)	Clash overlap (Å)
1:D:902:UNK:C	1:D:904:UNK:N	2.69	0.55
1:O:382:PRO:HB3	1:O:463:LEU:HD22	1.87	0.55
1:A:496:PHE:HB2	1:A:561:LEU:HD22	1.87	0.55
1:F:496:PHE:HB2	1:F:561:LEU:HD22	1.87	0.55
1:K:496:PHE:HB2	1:K:561:LEU:HD22	1.87	0.55
1:E:496:PHE:HB2	1:E:561:LEU:HD22	1.87	0.55
1:L:148:LEU:HD23	1:L:282:HIS:HD2	1.72	0.55
1:D:148:LEU:HD23	1:D:282:HIS:HD2	1.72	0.55
1:F:291:THR:OG1	1:F:319:THR:CG2	2.55	0.55
1:I:353:ILE:HD12	1:I:430:LYS:HB2	1.87	0.55
1:P:49:ILE:H	1:P:49:ILE:HD12	1.70	0.55
1:M:12:TYR:HE2	1:M:77:VAL:HG13	1.54	0.55
1:H:88:LEU:C	1:H:88:LEU:HD23	2.27	0.55
1:L:36:PRO:CG	1:L:39:ILE:HG21	2.33	0.55
1:J:35:MET:SD	1:J:40:LEU:CD1	2.93	0.55
1:N:35:MET:SD	1:N:40:LEU:CD1	2.93	0.55
1:O:124:ASN:HA	1:O:159:TRP:HZ3	1.72	0.55
1:G:179:PHE:HZ	1:G:237:TYR:CE1	2.23	0.55
1:H:361:GLU:O	1:H:365:TYR:HB2	2.07	0.55
1:P:361:GLU:O	1:P:365:TYR:HB2	2.07	0.55
1:K:361:GLU:O	1:K:365:TYR:HB2	2.07	0.55
1:D:361:GLU:O	1:D:365:TYR:HB2	2.07	0.55
1:L:361:GLU:O	1:L:365:TYR:HB2	2.07	0.55
1:G:229:ARG:HG2	1:G:233:LYS:HE3	1.88	0.55
1:I:970:UNK:O	1:I:971:UNK:C	2.52	0.55
1:Q:673:UNK:HA	1:Q:682:UNK:O	2.06	0.55
1:H:190:GLU:HB2	1:H:217:ILE:HD12	1.81	0.55
1:D:190:GLU:HB2	1:D:217:ILE:HD12	1.81	0.55
1:C:357:LEU:HD11	1:C:430:LYS:NZ	1.71	0.55
1:E:243:VAL:HA	1:E:263:LEU:O	2.06	0.55
1:H:129:GLN:HE21	1:H:129:GLN:C	2.08	0.55
1:G:88:LEU:HD23	1:G:88:LEU:C	2.27	0.55
1:C:36:PRO:CG	1:C:39:ILE:HG21	2.33	0.55
1:A:164:VAL:O	1:A:170:VAL:CB	2.54	0.55
1:A:291:THR:OG1	1:A:319:THR:CG2	2.55	0.55
1:A:293:THR:O	1:A:294:PRO:C	2.43	0.55
1:E:285:LEU:HD22	1:E:285:LEU:N	2.06	0.55
1:I:124:ASN:HA	1:I:159:TRP:HZ3	1.72	0.55
1:Q:229:ARG:HG2	1:Q:233:LYS:HE3	1.88	0.55
1:F:673:UNK:HA	1:F:682:UNK:O	2.06	0.55
1:N:229:ARG:HG2	1:N:233:LYS:HE3	1.88	0.55

Continued on next page...

Continued from previous page...

Atom-1	Atom-2	Interatomic distance (Å)	Clash overlap (Å)
1:D:496:PHE:HB2	1:D:561:LEU:HD22	1.87	0.55
1:G:673:UNK:HA	1:G:682:UNK:O	2.06	0.55
1:C:243:VAL:HA	1:C:263:LEU:O	2.06	0.55
1:P:353:ILE:HD12	1:P:430:LYS:HB2	1.87	0.55
1:H:353:ILE:HD12	1:H:430:LYS:HB2	1.87	0.55
1:D:192:VAL:HG23	1:D:221:ILE:CD1	2.28	0.55
1:L:188:SER:HG	1:L:189:PRO:HD2	1.64	0.55
1:L:113:LEU:HD11	1:L:162:LEU:HD23	1.87	0.55
1:L:269:LYS:HA	1:L:272:THR:HG22	1.88	0.55
1:F:164:VAL:O	1:F:170:VAL:CB	2.54	0.55
1:P:297:VAL:CG1	1:P:324:LEU:HD21	2.37	0.55
1:O:353:ILE:HD12	1:O:430:LYS:HB2	1.87	0.55
1:N:357:LEU:CD1	1:N:430:LYS:HZ3	1.88	0.55
1:C:12:TYR:OH	1:C:93:LYS:HE3	2.07	0.55
1:M:12:TYR:OH	1:M:93:LYS:HE3	2.07	0.55
1:Q:148:LEU:HD23	1:Q:282:HIS:HD2	1.72	0.55
1:G:293:THR:O	1:G:294:PRO:C	2.43	0.55
1:A:110:ARG:CG	1:A:110:ARG:HH11	2.14	0.55
1:G:148:LEU:HD23	1:G:282:HIS:HD2	1.72	0.55
1:O:361:GLU:O	1:O:365:TYR:HB2	2.07	0.55
1:J:229:ARG:HG2	1:J:233:LYS:HE3	1.88	0.55
1:L:496:PHE:HB2	1:L:561:LEU:HD22	1.87	0.55
1:I:104:ARG:O	1:I:105:MET:C	2.42	0.55
1:A:469:SER:HA	1:A:523:PHE:CZ	2.42	0.55
1:K:469:SER:HA	1:K:523:PHE:CZ	2.42	0.55
1:D:174:MET:HE3	1:D:241:LEU:HD13	1.88	0.55
1:D:245:LEU:CA	1:D:265:THR:HG21	2.22	0.55
1:H:297:VAL:CG1	1:H:324:LEU:HD21	2.37	0.55
1:Q:88:LEU:HD23	1:Q:88:LEU:C	2.27	0.55
1:K:79:GLU:O	1:K:83:ILE:HD13	1.93	0.55
1:M:36:PRO:CG	1:M:39:ILE:HG21	2.33	0.55
1:D:35:MET:CG	1:D:45:ILE:CD1	2.84	0.55
1:A:148:LEU:HD23	1:A:282:HIS:HD2	1.72	0.55
1:K:246:ASN:N	1:K:265:THR:CG2	2.61	0.55
1:Q:293:THR:O	1:Q:294:PRO:C	2.43	0.55
1:I:291:THR:OG1	1:I:319:THR:CG2	2.55	0.55
1:F:110:ARG:HH11	1:F:110:ARG:CG	2.14	0.55
1:F:53:ASP:OD1	1:F:54:ALA:CA	2.55	0.55
1:E:53:ASP:OD1	1:E:54:ALA:CA	2.55	0.55
1:H:44:GLU:OE2	1:H:64:THR:CB	2.52	0.55
1:I:361:GLU:O	1:I:365:TYR:HB2	2.07	0.55

Continued on next page...

Continued from previous page...

Atom-1	Atom-2	Interatomic distance (Å)	Clash overlap (Å)
1:A:673:UNK:HA	1:A:682:UNK:O	2.06	0.55
1:J:469:SER:HA	1:J:523:PHE:CZ	2.42	0.55
1:O:104:ARG:O	1:O:105:MET:C	2.42	0.55
1:F:469:SER:HA	1:F:523:PHE:CZ	2.42	0.55
1:H:469:SER:HA	1:H:523:PHE:CZ	2.42	0.55
1:O:970:UNK:O	1:O:971:UNK:C	2.52	0.55
1:N:469:SER:HA	1:N:523:PHE:CZ	2.42	0.55
1:E:469:SER:HA	1:E:523:PHE:CZ	2.42	0.55
1:D:113:LEU:HD11	1:D:162:LEU:HD23	1.87	0.55
1:D:269:LYS:HA	1:D:272:THR:HG22	1.88	0.55
1:K:243:VAL:HA	1:K:263:LEU:O	2.06	0.55
1:H:293:THR:O	1:H:294:PRO:C	2.43	0.55
1:H:42:LYS:CA	1:H:45:ILE:CG2	2.84	0.55
1:Q:353:ILE:HD12	1:Q:430:LYS:HB2	1.87	0.55
1:E:35:MET:SD	1:E:40:LEU:CD1	2.93	0.55
1:K:35:MET:SD	1:K:40:LEU:CD1	2.93	0.55
1:C:35:MET:SD	1:C:40:LEU:CD1	2.93	0.55
1:N:190:GLU:HB2	1:N:217:ILE:HD12	1.81	0.55
1:M:35:MET:SD	1:M:40:LEU:CD1	2.93	0.55
1:N:88:LEU:HD23	1:N:88:LEU:C	2.27	0.55
1:J:88:LEU:HD23	1:J:88:LEU:C	2.27	0.55
1:K:164:VAL:O	1:K:170:VAL:CB	2.54	0.55
1:I:297:VAL:CG1	1:I:324:LEU:HD21	2.37	0.55
1:O:113:LEU:HD11	1:O:162:LEU:HD23	1.87	0.55
1:O:291:THR:OG1	1:O:319:THR:CG2	2.55	0.55
1:A:53:ASP:OD1	1:A:54:ALA:CA	2.55	0.55
1:K:53:ASP:OD1	1:K:54:ALA:CA	2.55	0.55
1:I:469:SER:HA	1:I:523:PHE:CZ	2.42	0.55
1:M:496:PHE:HB2	1:M:561:LEU:HD22	1.87	0.55
1:C:902:UNK:C	1:C:904:UNK:N	2.69	0.55
1:M:229:ARG:HG2	1:M:233:LYS:HE3	1.88	0.55
1:P:469:SER:HA	1:P:523:PHE:CZ	2.42	0.55
1:M:902:UNK:C	1:M:904:UNK:N	2.69	0.55
1:C:229:ARG:HG2	1:C:233:LYS:HE3	1.88	0.55
1:J:124:ASN:HA	1:J:159:TRP:HZ3	1.72	0.55
1:C:174:MET:HE3	1:C:241:LEU:CA	2.36	0.55
1:L:174:MET:HE3	1:L:241:LEU:HD13	1.88	0.55
1:F:174:MET:HE3	1:F:241:LEU:HD13	1.89	0.55
1:P:124:ASN:HA	1:P:159:TRP:HZ3	1.72	0.55
1:P:293:THR:O	1:P:294:PRO:C	2.43	0.55
1:P:42:LYS:CA	1:P:45:ILE:CG2	2.84	0.55

Continued on next page...

Continued from previous page...

Atom-1	Atom-2	Interatomic distance (Å)	Clash overlap (Å)
1:E:42:LYS:CA	1:E:45:ILE:CG2	2.84	0.55
1:K:42:LYS:CA	1:K:45:ILE:CG2	2.84	0.55
1:G:353:ILE:HD12	1:G:430:LYS:HB2	1.87	0.55
1:L:12:TYR:OH	1:L:93:LYS:HE3	2.07	0.55
1:L:35:MET:CG	1:L:45:ILE:CD1	2.84	0.55
1:D:12:TYR:OH	1:D:93:LYS:HE3	2.07	0.55
1:K:124:ASN:HA	1:K:159:TRP:HZ3	1.72	0.55
1:E:164:VAL:O	1:E:170:VAL:CB	2.54	0.55
1:E:246:ASN:N	1:E:265:THR:CG2	2.61	0.55
1:O:297:VAL:CG1	1:O:324:LEU:HD21	2.37	0.55
1:D:53:ASP:OD1	1:D:54:ALA:CA	2.55	0.55
1:H:235:LYS:CE	1:H:235:LYS:CA	2.85	0.55
1:G:53:ASP:OD1	1:G:54:ALA:CA	2.55	0.55
1:P:235:LYS:CA	1:P:235:LYS:CE	2.85	0.55
1:P:44:GLU:OE2	1:P:64:THR:CB	2.52	0.55
1:G:361:GLU:O	1:G:365:TYR:HB2	2.07	0.55
1:Q:361:GLU:O	1:Q:365:TYR:HB2	2.07	0.55
1:Q:488:ARG:HB2	1:Q:494:PHE:HB2	1.89	0.55
1:G:488:ARG:HB2	1:G:494:PHE:HB2	1.89	0.55
1:P:181:LEU:HD11	1:P:199:LEU:HG	1.89	0.55
1:C:496:PHE:HB2	1:C:561:LEU:HD22	1.87	0.55
1:H:229:ARG:HG2	1:H:233:LYS:HE3	1.88	0.55
1:M:469:SER:HA	1:M:523:PHE:CZ	2.42	0.55
1:F:104:ARG:O	1:F:105:MET:C	2.42	0.55
1:N:325:SER:OG	2:N:1301:DTP:C8	2.55	0.54
1:N:124:ASN:HA	1:N:159:TRP:HZ3	1.72	0.54
1:J:325:SER:OG	2:J:1301:DTP:C8	2.55	0.54
1:O:174:MET:HE1	1:O:241:LEU:HD13	1.88	0.54
1:L:192:VAL:HG23	1:L:221:ILE:CD1	2.28	0.54
1:H:124:ASN:HA	1:H:159:TRP:HZ3	1.72	0.54
1:P:325:SER:OG	2:P:1301:DTP:C8	2.55	0.54
1:F:353:ILE:CG2	1:F:354:GLU:N	2.71	0.54
1:A:353:ILE:CG2	1:A:354:GLU:N	2.71	0.54
1:C:39:ILE:H	1:C:75:LYS:HZ1	1.53	0.54
1:C:82:ARG:CB	1:C:82:ARG:CZ	2.85	0.54
1:M:82:ARG:CB	1:M:82:ARG:CZ	2.85	0.54
1:A:88:LEU:C	1:A:88:LEU:HD23	2.27	0.54
1:C:88:LEU:C	1:C:88:LEU:HD23	2.27	0.54
1:K:325:SER:OG	2:K:1301:DTP:C8	2.55	0.54
1:E:124:ASN:HA	1:E:159:TRP:HZ3	1.72	0.54
1:E:297:VAL:CG1	1:E:324:LEU:HD21	2.37	0.54

Continued on next page...

Continued from previous page...

Atom-1	Atom-2	Interatomic distance (Å)	Clash overlap (Å)
1:C:149:ILE:O	1:C:266:THR:OG1	2.26	0.54
1:M:149:ILE:O	1:M:266:THR:OG1	2.26	0.54
1:M:164:VAL:O	1:M:170:VAL:CB	2.54	0.54
1:I:113:LEU:HD11	1:I:162:LEU:HD23	1.87	0.54
1:L:53:ASP:OD1	1:L:54:ALA:CA	2.55	0.54
1:Q:235:LYS:CE	1:Q:235:LYS:CA	2.85	0.54
1:G:235:LYS:CE	1:G:235:LYS:CA	2.85	0.54
1:N:52:LYS:CA	1:N:52:LYS:HZ3	2.19	0.54
1:K:181:LEU:HD11	1:K:199:LEU:HG	1.89	0.54
1:E:181:LEU:HD11	1:E:199:LEU:HG	1.89	0.54
1:H:181:LEU:HD11	1:H:199:LEU:HG	1.89	0.54
1:C:469:SER:HA	1:C:523:PHE:CZ	2.42	0.54
1:M:104:ARG:O	1:M:105:MET:C	2.42	0.54
1:K:229:ARG:HG2	1:K:233:LYS:HE3	1.88	0.54
1:C:104:ARG:O	1:C:105:MET:C	2.42	0.54
1:Q:496:PHE:HB2	1:Q:561:LEU:HD22	1.87	0.54
1:O:469:SER:HA	1:O:523:PHE:CZ	2.42	0.54
1:N:164:VAL:O	1:N:170:VAL:CB	2.54	0.54
1:J:149:ILE:O	1:J:266:THR:OG1	2.26	0.54
1:L:164:VAL:O	1:L:170:VAL:CB	2.54	0.54
1:H:325:SER:OG	2:H:1301:DTP:C8	2.55	0.54
1:I:353:ILE:CG2	1:I:354:GLU:N	2.71	0.54
1:O:353:ILE:CG2	1:O:354:GLU:N	2.71	0.54
1:M:93:LYS:HE2	1:M:97:ARG:CZ	2.34	0.54
1:F:12:TYR:CE2	1:F:77:VAL:CB	2.89	0.54
1:A:12:TYR:CE2	1:A:77:VAL:CB	2.89	0.54
1:F:88:LEU:C	1:F:88:LEU:HD23	2.27	0.54
1:M:88:LEU:C	1:M:88:LEU:HD23	2.27	0.54
1:K:297:VAL:CG1	1:K:324:LEU:HD21	2.37	0.54
1:E:325:SER:OG	2:E:1301:DTP:C8	2.55	0.54
1:Q:288:HIS:CD2	1:Q:289:SER:N	2.76	0.54
1:G:288:HIS:CD2	1:G:289:SER:N	2.76	0.54
1:G:297:VAL:CG1	1:G:324:LEU:HD21	2.37	0.54
1:C:297:VAL:CG1	1:C:324:LEU:HD21	2.37	0.54
1:I:325:SER:OG	2:I:1301:DTP:C8	2.55	0.54
1:A:235:LYS:CE	1:A:235:LYS:CA	2.85	0.54
1:Q:53:ASP:OD1	1:Q:54:ALA:CA	2.55	0.54
1:F:235:LYS:CE	1:F:235:LYS:CA	2.85	0.54
1:I:181:LEU:HD11	1:I:199:LEU:HG	1.89	0.54
1:F:181:LEU:HD11	1:F:199:LEU:HG	1.89	0.54
1:A:104:ARG:O	1:A:105:MET:C	2.42	0.54

Continued on next page...

Continued from previous page...

Atom-1	Atom-2	Interatomic distance (Å)	Clash overlap (Å)
1:E:229:ARG:HG2	1:E:233:LYS:HE3	1.88	0.54
1:D:469:SER:HA	1:D:523:PHE:CZ	2.42	0.54
1:L:469:SER:HA	1:L:523:PHE:CZ	2.42	0.54
1:P:229:ARG:HG2	1:P:233:LYS:HE3	1.88	0.54
1:N:149:ILE:O	1:N:266:THR:OG1	2.26	0.54
1:J:288:HIS:CD2	1:J:289:SER:N	2.76	0.54
1:M:174:MET:HE3	1:M:241:LEU:HD13	1.87	0.54
1:L:149:ILE:O	1:L:266:THR:OG1	2.26	0.54
1:H:288:HIS:CD2	1:H:289:SER:N	2.76	0.54
1:P:288:HIS:CD2	1:P:289:SER:N	2.76	0.54
1:J:190:GLU:HB2	1:J:217:ILE:HD12	1.81	0.54
1:E:79:GLU:O	1:E:83:ILE:HD13	1.93	0.54
1:C:12:TYR:HE2	1:C:77:VAL:HG13	1.54	0.54
1:Q:297:VAL:CG1	1:Q:324:LEU:HD21	2.37	0.54
1:G:150:ASP:HA	1:G:266:THR:OG1	2.05	0.54
1:C:164:VAL:O	1:C:170:VAL:CB	2.54	0.54
1:C:291:THR:OG1	1:C:319:THR:CG2	2.55	0.54
1:I:149:ILE:O	1:I:266:THR:OG1	2.26	0.54
1:O:325:SER:OG	2:O:1301:DTP:C8	2.55	0.54
1:M:124:ASN:HA	1:M:159:TRP:HZ3	1.72	0.54
1:C:124:ASN:HA	1:C:159:TRP:HZ3	1.72	0.54
1:K:235:LYS:CA	1:K:235:LYS:CE	2.85	0.54
1:M:361:GLU:O	1:M:365:TYR:HB2	2.07	0.54
1:O:181:LEU:HD11	1:O:199:LEU:HG	1.89	0.54
1:G:496:PHE:HB2	1:G:561:LEU:HD22	1.87	0.54
1:N:288:HIS:CD2	1:N:289:SER:N	2.76	0.54
1:C:145:LYS:CE	1:C:279:THR:O	2.53	0.54
1:J:164:VAL:O	1:J:170:VAL:CB	2.54	0.54
1:P:351:THR:O	1:P:355:SER:HB2	2.08	0.54
1:D:164:VAL:O	1:D:170:VAL:CB	2.54	0.54
1:D:149:ILE:O	1:D:266:THR:OG1	2.26	0.54
1:H:148:LEU:HD23	1:H:282:HIS:HD2	1.72	0.54
1:D:351:THR:O	1:D:355:SER:HB2	2.08	0.54
1:H:12:TYR:HH	1:H:93:LYS:CD	1.87	0.54
1:Q:351:THR:O	1:Q:355:SER:HB2	2.08	0.54
1:C:12:TYR:CE2	1:C:77:VAL:CB	2.89	0.54
1:O:88:LEU:HD23	1:O:88:LEU:C	2.27	0.54
1:G:351:THR:O	1:G:355:SER:HB2	2.08	0.54
1:F:93:LYS:HE2	1:F:97:ARG:CZ	2.34	0.54
1:M:291:THR:OG1	1:M:319:THR:CG2	2.55	0.54
1:M:297:VAL:CG1	1:M:324:LEU:HD21	2.37	0.54

Continued on next page...

Continued from previous page...

Atom-1	Atom-2	Interatomic distance (Å)	Clash overlap (Å)
1:O:149:ILE:O	1:O:266:THR:OG1	2.26	0.54
1:O:235:LYS:CE	1:O:235:LYS:CA	2.85	0.54
1:I:235:LYS:CE	1:I:235:LYS:CA	2.85	0.54
1:E:235:LYS:CE	1:E:235:LYS:CA	2.85	0.54
1:C:361:GLU:O	1:C:365:TYR:HB2	2.07	0.54
1:A:181:LEU:HD11	1:A:199:LEU:HG	1.89	0.54
1:M:29:CYS:HA	1:M:32:VAL:HB	1.89	0.54
1:N:104:ARG:O	1:N:105:MET:C	2.42	0.54
1:J:104:ARG:O	1:J:105:MET:C	2.42	0.54
1:O:229:ARG:HG2	1:O:233:LYS:HE3	1.88	0.54
1:H:351:THR:O	1:H:355:SER:HB2	2.08	0.54
1:L:297:VAL:HG13	1:L:324:LEU:HD22	1.88	0.54
1:M:353:ILE:CG2	1:M:354:GLU:N	2.71	0.54
1:C:353:ILE:CG2	1:C:354:GLU:N	2.71	0.54
1:P:325:SER:HG	2:P:1301:DTP:H8	1.72	0.54
1:P:148:LEU:HD23	1:P:282:HIS:HD2	1.72	0.54
1:L:351:THR:O	1:L:355:SER:HB2	2.08	0.54
1:A:351:THR:O	1:A:355:SER:HB2	2.08	0.54
1:K:12:TYR:OH	1:K:93:LYS:HE3	2.07	0.54
1:E:291:THR:OG1	1:E:319:THR:CG2	2.55	0.54
1:Q:325:SER:OG	2:Q:1301:DTP:H8	2.08	0.54
1:O:232:LEU:O	1:O:234:SER:N	2.37	0.54
1:I:232:LEU:O	1:I:234:SER:N	2.37	0.54
1:F:361:GLU:O	1:F:365:TYR:HB2	2.07	0.54
1:C:29:CYS:HA	1:C:32:VAL:HB	1.89	0.54
1:N:29:CYS:HA	1:N:32:VAL:HB	1.89	0.54
1:D:970:UNK:O	1:D:971:UNK:C	2.52	0.54
1:M:145:LYS:CE	1:M:279:THR:O	2.53	0.54
1:J:239:ASN:HB3	1:J:261:LYS:HD2	1.82	0.54
1:J:285:LEU:CD1	1:J:290:MET:CB	2.55	0.54
1:P:353:ILE:CG2	1:P:354:GLU:N	2.71	0.54
1:D:325:SER:OG	2:D:1301:DTP:C8	2.55	0.54
1:D:297:VAL:HG13	1:D:324:LEU:HD22	1.88	0.54
1:F:325:SER:OG	2:F:1301:DTP:C8	2.55	0.54
1:F:351:THR:O	1:F:355:SER:HB2	2.08	0.54
1:K:88:LEU:C	1:K:88:LEU:HD23	2.27	0.54
1:D:88:LEU:C	1:D:88:LEU:HD23	2.27	0.54
1:H:12:TYR:OH	1:H:93:LYS:HE3	2.07	0.54
1:E:12:TYR:OH	1:E:93:LYS:HE3	2.07	0.54
1:M:12:TYR:CE2	1:M:77:VAL:CB	2.89	0.54
1:A:93:LYS:HE2	1:A:97:ARG:CZ	2.34	0.54

Continued on next page...

Continued from previous page...

Atom-1	Atom-2	Interatomic distance (Å)	Clash overlap (Å)
1:H:882:UNK:CA	1:H:883:UNK:N	2.62	0.54
1:L:35:MET:SD	1:L:40:LEU:CD1	2.93	0.54
1:D:35:MET:SD	1:D:40:LEU:CD1	2.93	0.54
1:Q:150:ASP:HA	1:Q:266:THR:OG1	2.05	0.54
1:Q:283:ILE:CG2	1:Q:290:MET:HE2	2.38	0.54
1:M:110:ARG:HH11	1:M:110:ARG:CG	2.14	0.54
1:G:44:GLU:OE2	1:G:64:THR:CB	2.52	0.54
1:J:29:CYS:HA	1:J:32:VAL:HB	1.89	0.54
1:I:229:ARG:HG2	1:I:233:LYS:HE3	1.88	0.54
1:H:353:ILE:CG2	1:H:354:GLU:N	2.71	0.54
1:L:325:SER:OG	2:L:1301:DTP:C8	2.55	0.54
1:P:12:TYR:OH	1:P:93:LYS:HE3	2.07	0.54
1:J:351:THR:O	1:J:355:SER:HB2	2.08	0.54
1:J:190:GLU:HB3	1:J:217:ILE:HD11	0.84	0.54
1:I:88:LEU:C	1:I:88:LEU:HD23	2.27	0.54
1:K:353:ILE:CG2	1:K:354:GLU:N	2.71	0.54
1:L:82:ARG:CB	1:L:82:ARG:CZ	2.85	0.54
1:D:82:ARG:CB	1:D:82:ARG:CZ	2.85	0.54
1:K:291:THR:OG1	1:K:319:THR:CG2	2.55	0.54
1:C:110:ARG:HH11	1:C:110:ARG:CG	2.14	0.54
1:O:288:HIS:CD2	1:O:289:SER:N	2.76	0.54
1:P:179:PHE:HZ	1:P:237:TYR:CE1	2.23	0.54
1:I:179:PHE:HZ	1:I:237:TYR:CE1	2.23	0.54
1:L:235:LYS:CA	1:L:235:LYS:CE	2.85	0.54
1:H:53:ASP:OD1	1:H:54:ALA:CA	2.55	0.54
1:A:361:GLU:O	1:A:365:TYR:HB2	2.07	0.54
1:L:29:CYS:HA	1:L:32:VAL:HB	1.89	0.54
1:D:29:CYS:HA	1:D:32:VAL:HB	1.89	0.54
1:Q:469:SER:HA	1:Q:523:PHE:CZ	2.42	0.54
1:N:285:LEU:CD1	1:N:290:MET:CB	2.55	0.54
1:N:285:LEU:HD12	1:N:290:MET:HB3	1.74	0.54
1:H:148:LEU:CB	1:H:264:LEU:HD21	2.38	0.54
1:F:325:SER:OG	2:F:1301:DTP:H8	2.08	0.54
1:F:149:ILE:O	1:F:266:THR:OG1	2.26	0.54
1:F:288:HIS:CD2	1:F:289:SER:N	2.76	0.54
1:D:353:ILE:CG2	1:D:354:GLU:N	2.71	0.54
1:O:351:THR:O	1:O:355:SER:HB2	2.08	0.54
1:E:88:LEU:C	1:E:88:LEU:HD23	2.27	0.54
1:L:88:LEU:C	1:L:88:LEU:HD23	2.27	0.54
1:N:351:THR:O	1:N:355:SER:HB2	2.08	0.54
1:K:97:ARG:CD	1:K:97:ARG:H	1.99	0.54

Continued on next page...

Continued from previous page...

Atom-1	Atom-2	Interatomic distance (Å)	Clash overlap (Å)
1:P:882:UNK:CA	1:P:883:UNK:N	2.62	0.54
1:E:353:ILE:CG2	1:E:354:GLU:N	2.71	0.54
1:A:149:ILE:O	1:A:266:THR:OG1	2.26	0.54
1:Q:124:ASN:HA	1:Q:159:TRP:HZ3	1.72	0.54
1:C:150:ASP:HA	1:C:266:THR:OG1	2.05	0.54
1:C:295:ASP:C	1:C:297:VAL:N	2.60	0.54
1:M:295:ASP:C	1:M:297:VAL:N	2.60	0.54
1:I:148:LEU:CB	1:I:264:LEU:HD21	2.38	0.54
1:I:288:HIS:CD2	1:I:289:SER:N	2.76	0.54
1:O:148:LEU:CB	1:O:264:LEU:HD21	2.38	0.54
1:F:118:GLN:CG	1:G:274:PHE:CZ	2.88	0.54
1:O:53:ASP:OD1	1:O:55:VAL:N	2.41	0.54
1:I:53:ASP:OD1	1:I:55:VAL:N	2.41	0.54
1:O:179:PHE:HZ	1:O:237:TYR:CE1	2.23	0.54
1:D:235:LYS:CA	1:D:235:LYS:CE	2.85	0.54
1:L:146:ASN:O	1:L:280:THR:CB	2.46	0.54
1:Q:44:GLU:OE2	1:Q:64:THR:CB	2.52	0.54
1:F:44:GLU:OE2	1:F:64:THR:CB	2.52	0.54
1:A:488:ARG:HB2	1:A:494:PHE:HB2	1.89	0.54
1:O:902:UNK:C	1:O:904:UNK:N	2.69	0.54
1:L:970:UNK:O	1:L:971:UNK:C	2.52	0.54
1:G:469:SER:HA	1:G:523:PHE:CZ	2.42	0.54
1:N:325:SER:OG	2:N:1301:DTP:H8	2.08	0.54
1:H:149:ILE:O	1:H:266:THR:OG1	2.26	0.54
1:H:174:MET:HE3	1:H:241:LEU:CA	2.32	0.54
1:H:325:SER:OG	2:H:1301:DTP:H8	2.08	0.54
1:C:191:THR:O	1:C:194:GLU:HB3	2.08	0.54
1:P:148:LEU:CB	1:P:264:LEU:HD21	2.38	0.54
1:L:353:ILE:CG2	1:L:354:GLU:N	2.71	0.54
1:M:191:THR:O	1:M:194:GLU:HB3	2.08	0.54
1:I:351:THR:O	1:I:355:SER:HB2	2.08	0.54
1:Q:35:MET:HE2	1:Q:35:MET:CA	2.21	0.54
1:G:82:ARG:CZ	1:G:82:ARG:CB	2.85	0.54
1:A:288:HIS:CD2	1:A:289:SER:N	2.76	0.54
1:Q:149:ILE:O	1:Q:266:THR:OG1	2.26	0.54
1:O:164:VAL:O	1:O:170:VAL:CB	2.54	0.54
1:M:325:SER:OG	2:M:1301:DTP:C8	2.55	0.54
1:H:179:PHE:HZ	1:H:237:TYR:CE1	2.23	0.54
1:P:53:ASP:OD1	1:P:54:ALA:CA	2.55	0.54
1:F:488:ARG:HB2	1:F:494:PHE:HB2	1.89	0.54
1:I:902:UNK:C	1:I:904:UNK:N	2.69	0.54

Continued on next page...

Continued from previous page...

Atom-1	Atom-2	Interatomic distance (Å)	Clash overlap (Å)
1:L:52:LYS:HZ3	1:L:52:LYS:HA	1.73	0.54
1:K:902:UNK:C	1:K:904:UNK:N	2.69	0.54
1:N:242:LEU:CD1	1:N:244:LEU:CD1	2.86	0.54
1:F:124:ASN:HA	1:F:159:TRP:HZ3	1.72	0.54
1:F:297:VAL:CG1	1:F:324:LEU:HD21	2.37	0.54
1:F:297:VAL:HG13	1:F:324:LEU:HD22	1.88	0.54
1:P:149:ILE:O	1:P:266:THR:OG1	2.26	0.54
1:P:325:SER:OG	2:P:1301:DTP:H8	2.08	0.54
1:G:81:LEU:HD21	1:G:88:LEU:HB3	1.91	0.54
1:A:35:MET:HE2	1:A:35:MET:CA	2.17	0.54
1:K:351:THR:O	1:K:355:SER:HB2	2.08	0.54
1:D:882:UNK:CA	1:D:883:UNK:N	2.62	0.54
1:E:285:LEU:CD1	1:E:290:MET:CB	2.55	0.54
1:G:149:ILE:O	1:G:266:THR:OG1	2.26	0.54
1:M:150:ASP:HA	1:M:266:THR:OG1	2.05	0.54
1:I:106:TYR:HE1	1:I:110:ARG:HB2	1.73	0.54
1:A:118:GLN:CG	1:Q:274:PHE:CZ	2.88	0.54
1:G:124:ASN:HA	1:G:159:TRP:HZ3	1.72	0.54
1:M:325:SER:OG	2:M:1301:DTP:H8	2.08	0.54
1:C:325:SER:OG	2:C:1301:DTP:C8	2.55	0.54
1:C:325:SER:OG	2:C:1301:DTP:H8	2.08	0.54
1:N:235:LYS:CE	1:N:235:LYS:CA	2.85	0.54
1:O:488:ARG:HB2	1:O:494:PHE:HB2	1.89	0.54
1:I:29:CYS:HA	1:I:32:VAL:HB	1.89	0.54
1:O:29:CYS:HA	1:O:32:VAL:HB	1.89	0.54
1:H:519:GLN:HG3	1:H:523:PHE:CZ	2.43	0.54
1:P:519:GLN:HG3	1:P:523:PHE:CZ	2.43	0.54
1:N:106:TYR:HE1	1:N:110:ARG:HB2	1.74	0.53
1:N:239:ASN:HB3	1:N:261:LYS:HD2	1.82	0.53
1:J:106:TYR:HE1	1:J:110:ARG:HB2	1.74	0.53
1:J:325:SER:OG	2:J:1301:DTP:H8	2.08	0.53
1:J:242:LEU:CD1	1:J:244:LEU:CD1	2.87	0.53
1:D:124:ASN:HA	1:D:159:TRP:HZ3	1.72	0.53
1:M:351:THR:O	1:M:355:SER:HB2	2.08	0.53
1:P:304:TYR:OH	1:P:325:SER:OG	2.19	0.53
1:G:12:TYR:OH	1:G:93:LYS:HE3	2.07	0.53
1:J:191:THR:O	1:J:194:GLU:HB3	2.08	0.53
1:Q:81:LEU:HD21	1:Q:88:LEU:HB3	1.91	0.53
1:N:191:THR:O	1:N:194:GLU:HB3	2.08	0.53
1:G:353:ILE:CG2	1:G:354:GLU:N	2.71	0.53
1:A:79:GLU:O	1:A:83:ILE:HD13	1.93	0.53

Continued on next page...

Continued from previous page...

Atom-1	Atom-2	Interatomic distance (Å)	Clash overlap (Å)
1:E:351:THR:O	1:E:355:SER:HB2	2.08	0.53
1:I:164:VAL:O	1:I:170:VAL:CB	2.54	0.53
1:I:293:THR:O	1:I:294:PRO:C	2.43	0.53
1:O:106:TYR:HE1	1:O:110:ARG:HB2	1.73	0.53
1:O:293:THR:O	1:O:294:PRO:C	2.43	0.53
1:G:148:LEU:CB	1:G:264:LEU:HD21	2.38	0.53
1:A:124:ASN:HA	1:A:159:TRP:HZ3	1.72	0.53
1:J:235:LYS:CE	1:J:235:LYS:CA	2.85	0.53
1:F:232:LEU:O	1:F:234:SER:N	2.37	0.53
1:A:44:GLU:OE2	1:A:64:THR:CB	2.52	0.53
1:F:478:ILE:HG13	1:F:479:GLU:N	2.23	0.53
1:N:361:GLU:O	1:N:365:TYR:HB2	2.07	0.53
1:I:488:ARG:HB2	1:I:494:PHE:HB2	1.89	0.53
1:J:52:LYS:HZ3	1:J:52:LYS:CA	2.20	0.53
1:N:181:LEU:HD11	1:N:199:LEU:HG	1.89	0.53
1:E:902:UNK:C	1:E:904:UNK:N	2.69	0.53
1:C:351:THR:O	1:C:355:SER:HB2	2.08	0.53
1:F:127:ARG:HH11	1:F:130:PRO:HG2	1.67	0.53
1:Q:353:ILE:CG2	1:Q:354:GLU:N	2.71	0.53
1:E:82:ARG:CZ	1:E:82:ARG:CB	2.85	0.53
1:K:82:ARG:CB	1:K:82:ARG:CZ	2.85	0.53
1:M:39:ILE:H	1:M:75:LYS:HZ1	1.54	0.53
1:A:242:LEU:CD1	1:A:244:LEU:CD1	2.86	0.53
1:A:297:VAL:HG13	1:A:324:LEU:HD22	1.88	0.53
1:K:288:HIS:CD2	1:K:289:SER:N	2.76	0.53
1:E:288:HIS:CD2	1:E:289:SER:N	2.76	0.53
1:Q:325:SER:OG	2:Q:1301:DTP:C8	2.55	0.53
1:Q:148:LEU:CB	1:Q:264:LEU:HD21	2.38	0.53
1:I:148:LEU:HD23	1:I:282:HIS:HD2	1.72	0.53
1:A:232:LEU:O	1:A:234:SER:N	2.37	0.53
1:C:235:LYS:CE	1:C:235:LYS:CA	2.85	0.53
1:M:235:LYS:CE	1:M:235:LYS:CA	2.85	0.53
1:D:146:ASN:O	1:D:280:THR:CB	2.46	0.53
1:A:478:ILE:HG13	1:A:479:GLU:N	2.23	0.53
1:J:181:LEU:HD11	1:J:199:LEU:HG	1.89	0.53
1:M:181:LEU:HD11	1:M:199:LEU:HG	1.89	0.53
1:C:181:LEU:HD11	1:C:199:LEU:HG	1.89	0.53
1:O:519:GLN:HG3	1:O:523:PHE:CZ	2.43	0.53
1:G:519:GLN:HG3	1:G:523:PHE:CZ	2.43	0.53
1:H:902:UNK:C	1:H:904:UNK:N	2.69	0.53
1:Q:902:UNK:C	1:Q:904:UNK:N	2.69	0.53

Continued on next page...

Continued from previous page...

Atom-1	Atom-2	Interatomic distance (Å)	Clash overlap (Å)
1:P:483:ARG:NE	1:P:527:TYR:O	2.42	0.53
1:H:483:ARG:NE	1:H:527:TYR:O	2.42	0.53
1:L:124:ASN:HA	1:L:159:TRP:HZ3	1.72	0.53
1:L:325:SER:OG	2:L:1301:DTP:H8	2.08	0.53
1:H:291:THR:OG1	1:H:319:THR:CG2	2.55	0.53
1:F:124:ASN:HA	1:F:159:TRP:CZ3	2.44	0.53
1:P:164:VAL:O	1:P:170:VAL:CB	2.54	0.53
1:Q:12:TYR:OH	1:Q:93:LYS:HE3	2.07	0.53
1:J:353:ILE:CG2	1:J:354:GLU:N	2.71	0.53
1:K:127:ARG:HH11	1:K:130:PRO:HG2	1.67	0.53
1:E:148:LEU:HD23	1:E:282:HIS:HD2	1.72	0.53
1:C:288:HIS:CD2	1:C:289:SER:N	2.76	0.53
1:K:110:ARG:HH11	1:K:110:ARG:CG	2.14	0.53
1:G:325:SER:OG	2:G:1301:DTP:C8	2.55	0.53
1:A:124:ASN:HA	1:A:159:TRP:CZ3	2.44	0.53
1:N:53:ASP:OD1	1:N:55:VAL:N	2.41	0.53
1:J:361:GLU:O	1:J:365:TYR:HB2	2.07	0.53
1:H:488:ARG:HB2	1:H:494:PHE:HB2	1.89	0.53
1:K:207:TRP:HE1	1:K:227:GLU:CG	2.22	0.53
1:E:207:TRP:HE1	1:E:227:GLU:CG	2.22	0.53
1:I:519:GLN:HG3	1:I:523:PHE:CZ	2.43	0.53
1:Q:519:GLN:HG3	1:Q:523:PHE:CZ	2.43	0.53
1:N:902:UNK:C	1:N:904:UNK:N	2.69	0.53
1:M:483:ARG:NE	1:M:527:TYR:O	2.42	0.53
1:P:902:UNK:C	1:P:904:UNK:N	2.69	0.53
1:C:483:ARG:NE	1:C:527:TYR:O	2.42	0.53
1:G:902:UNK:C	1:G:904:UNK:N	2.69	0.53
1:J:285:LEU:HD12	1:J:290:MET:HB3	1.74	0.53
1:L:191:THR:O	1:L:194:GLU:HB3	2.08	0.53
1:L:304:TYR:OH	2:L:1301:DTP:C8	2.57	0.53
1:D:325:SER:OG	2:D:1301:DTP:H8	2.08	0.53
1:D:304:TYR:OH	2:D:1301:DTP:C8	2.57	0.53
1:P:283:ILE:CG2	1:P:290:MET:HE2	2.39	0.53
1:E:81:LEU:HD21	1:E:88:LEU:HB3	1.91	0.53
1:G:35:MET:CG	1:G:45:ILE:HD13	2.36	0.53
1:K:81:LEU:HD21	1:K:88:LEU:HB3	1.91	0.53
1:P:42:LYS:CA	1:P:45:ILE:HG22	2.39	0.53
1:H:42:LYS:CA	1:H:45:ILE:HG22	2.39	0.53
1:N:353:ILE:CG2	1:N:354:GLU:N	2.71	0.53
1:I:81:LEU:HD21	1:I:88:LEU:HB3	1.91	0.53
1:O:42:LYS:CA	1:O:45:ILE:HG22	2.39	0.53

Continued on next page...

Continued from previous page...

Atom-1	Atom-2	Interatomic distance (Å)	Clash overlap (Å)
1:I:42:LYS:CA	1:I:45:ILE:HG22	2.39	0.53
1:I:93:LYS:HE2	1:I:97:ARG:CZ	2.34	0.53
1:A:127:ARG:HH11	1:A:130:PRO:HG2	1.67	0.53
1:A:297:VAL:CG1	1:A:324:LEU:HD21	2.37	0.53
1:L:882:UNK:CA	1:L:883:UNK:N	2.62	0.53
1:E:124:ASN:HA	1:E:159:TRP:CZ3	2.44	0.53
1:E:127:ARG:HH11	1:E:130:PRO:HG2	1.67	0.53
1:E:283:ILE:CG2	1:E:290:MET:HE2	2.39	0.53
1:C:297:VAL:HG13	1:C:324:LEU:HD22	1.88	0.53
1:M:288:HIS:CD2	1:M:289:SER:N	2.76	0.53
1:J:145:LYS:CE	1:J:279:THR:O	2.53	0.53
1:O:148:LEU:HD23	1:O:282:HIS:HD2	1.72	0.53
1:E:110:ARG:HH11	1:E:110:ARG:CG	2.14	0.53
1:P:488:ARG:HB2	1:P:494:PHE:HB2	1.89	0.53
1:D:488:ARG:HB2	1:D:494:PHE:HB2	1.89	0.53
1:L:488:ARG:HB2	1:L:494:PHE:HB2	1.89	0.53
1:L:207:TRP:HE1	1:L:227:GLU:CG	2.22	0.53
1:D:207:TRP:HE1	1:D:227:GLU:CG	2.22	0.53
1:D:181:LEU:HD11	1:D:199:LEU:HG	1.89	0.53
1:L:519:GLN:HG3	1:L:523:PHE:CZ	2.43	0.53
1:D:229:ARG:HG2	1:D:233:LYS:HE3	1.88	0.53
1:J:902:UNK:C	1:J:904:UNK:N	2.69	0.53
1:N:483:ARG:NE	1:N:527:TYR:O	2.42	0.53
1:L:229:ARG:HG2	1:L:233:LYS:HE3	1.88	0.53
1:J:483:ARG:NE	1:J:527:TYR:O	2.42	0.53
1:N:124:ASN:HA	1:N:159:TRP:CZ3	2.44	0.53
1:J:124:ASN:HA	1:J:159:TRP:CZ3	2.44	0.53
1:H:190:GLU:CA	1:H:217:ILE:CD1	2.63	0.53
1:H:191:THR:O	1:H:194:GLU:HB3	2.08	0.53
1:D:191:THR:O	1:D:194:GLU:HB3	2.08	0.53
1:L:242:LEU:CD1	1:L:244:LEU:CD1	2.86	0.53
1:D:242:LEU:CD1	1:D:244:LEU:CD1	2.86	0.53
1:D:288:HIS:CD2	1:D:289:SER:N	2.76	0.53
1:I:191:THR:O	1:I:194:GLU:HB3	2.08	0.53
1:P:291:THR:OG1	1:P:319:THR:CG2	2.55	0.53
1:Q:35:MET:CG	1:Q:45:ILE:HD13	2.36	0.53
1:G:35:MET:HE2	1:G:35:MET:CA	2.21	0.53
1:O:81:LEU:HD21	1:O:88:LEU:HB3	1.91	0.53
1:F:42:LYS:CA	1:F:45:ILE:HG22	2.39	0.53
1:A:42:LYS:CA	1:A:45:ILE:HG22	2.39	0.53
1:C:882:UNK:CA	1:C:883:UNK:N	2.62	0.53

Continued on next page...

Continued from previous page...

Atom-1	Atom-2	Interatomic distance (Å)	Clash overlap (Å)
1:E:882:UNK:CA	1:E:883:UNK:N	2.62	0.53
1:K:124:ASN:HA	1:K:159:TRP:CZ3	2.44	0.53
1:K:148:LEU:HD23	1:K:282:HIS:HD2	1.72	0.53
1:K:285:LEU:CD1	1:K:290:MET:CB	2.55	0.53
1:K:283:ILE:CG2	1:K:290:MET:HE2	2.39	0.53
1:Q:124:ASN:HA	1:Q:159:TRP:CZ3	2.44	0.53
1:F:118:GLN:HB3	1:G:274:PHE:CZ	2.44	0.53
1:A:118:GLN:HB3	1:Q:274:PHE:CZ	2.44	0.53
1:G:124:ASN:HA	1:G:159:TRP:CZ3	2.44	0.53
1:M:124:ASN:HA	1:M:159:TRP:CZ3	2.44	0.53
1:C:124:ASN:HA	1:C:159:TRP:CZ3	2.44	0.53
1:J:53:ASP:OD1	1:J:55:VAL:N	2.41	0.53
1:E:118:GLN:HB3	1:F:274:PHE:CZ	2.44	0.53
1:A:274:PHE:CZ	1:K:118:GLN:HB3	2.44	0.53
1:I:118:GLN:CG	1:J:274:PHE:CZ	2.88	0.53
1:J:118:GLN:HA	1:J:118:GLN:NE2	2.24	0.53
1:N:118:GLN:HA	1:N:118:GLN:NE2	2.24	0.53
1:E:44:GLU:OE2	1:E:64:THR:CB	2.52	0.53
1:F:207:TRP:HE1	1:F:227:GLU:CG	2.22	0.53
1:A:207:TRP:HE1	1:A:227:GLU:CG	2.22	0.53
1:L:181:LEU:HD11	1:L:199:LEU:HG	1.89	0.53
1:K:519:GLN:HG3	1:K:523:PHE:CZ	2.43	0.53
1:J:519:GLN:HG3	1:J:523:PHE:CZ	2.43	0.53
1:N:519:GLN:HG3	1:N:523:PHE:CZ	2.43	0.53
1:M:519:GLN:HG3	1:M:523:PHE:CZ	2.43	0.53
1:D:519:GLN:HG3	1:D:523:PHE:CZ	2.43	0.53
1:G:483:ARG:NE	1:G:527:TYR:O	2.42	0.53
1:Q:483:ARG:NE	1:Q:527:TYR:O	2.42	0.53
1:P:191:THR:O	1:P:194:GLU:HB3	2.08	0.53
1:L:288:HIS:CD2	1:L:289:SER:N	2.76	0.53
1:D:110:ARG:HH11	1:D:110:ARG:CG	2.14	0.53
1:K:193:LEU:HG	1:K:221:ILE:HD12	1.91	0.53
1:E:193:LEU:HG	1:E:221:ILE:HD12	1.91	0.53
1:J:357:LEU:CD1	1:J:430:LYS:HZ3	1.92	0.53
1:G:174:MET:HE3	1:G:241:LEU:CA	2.31	0.53
1:K:325:SER:OG	2:K:1301:DTP:H8	2.08	0.53
1:M:297:VAL:HG13	1:M:324:LEU:HD22	1.88	0.53
1:C:304:TYR:OH	2:C:1301:DTP:C8	2.57	0.53
1:K:478:ILE:HG13	1:K:479:GLU:N	2.23	0.53
1:L:478:ILE:HG13	1:L:479:GLU:N	2.23	0.53
1:C:488:ARG:HB2	1:C:494:PHE:HB2	1.89	0.53

Continued on next page...

Continued from previous page...

Atom-1	Atom-2	Interatomic distance (Å)	Clash overlap (Å)
1:J:488:ARG:HB2	1:J:494:PHE:HB2	1.89	0.53
1:N:488:ARG:HB2	1:N:494:PHE:HB2	1.89	0.53
1:C:207:TRP:HE1	1:C:227:GLU:CG	2.22	0.53
1:M:207:TRP:HE1	1:M:227:GLU:CG	2.22	0.53
1:K:29:CYS:HA	1:K:32:VAL:HB	1.89	0.53
1:K:495:ARG:HG2	1:K:561:LEU:HD11	1.91	0.53
1:E:519:GLN:HG3	1:E:523:PHE:CZ	2.43	0.53
1:C:519:GLN:HG3	1:C:523:PHE:CZ	2.43	0.53
1:F:483:ARG:NE	1:F:527:TYR:O	2.42	0.53
1:N:174:MET:HE3	1:N:241:LEU:HD13	1.87	0.53
1:J:297:VAL:HG13	1:J:324:LEU:HD22	1.88	0.53
1:D:193:LEU:HG	1:D:221:ILE:HD12	1.91	0.53
1:L:193:LEU:HG	1:L:221:ILE:HD12	1.91	0.53
1:L:127:ARG:NH1	1:L:130:PRO:CG	2.53	0.53
1:E:174:MET:HE1	1:E:241:LEU:HD13	1.91	0.53
1:O:191:THR:O	1:O:194:GLU:HB3	2.08	0.53
1:F:148:LEU:CB	1:F:264:LEU:HD21	2.38	0.53
1:P:242:LEU:CD1	1:P:244:LEU:CD1	2.86	0.53
1:G:190:GLU:CA	1:G:217:ILE:CD1	2.63	0.53
1:G:193:LEU:HG	1:G:221:ILE:HD12	1.91	0.53
1:P:82:ARG:CZ	1:P:82:ARG:CB	2.85	0.53
1:H:82:ARG:CZ	1:H:82:ARG:CB	2.85	0.53
1:E:35:MET:CG	1:E:45:ILE:HD13	2.36	0.53
1:F:79:GLU:O	1:F:83:ILE:HD13	1.93	0.53
1:A:39:ILE:CG1	1:A:76:PHE:HB2	2.39	0.53
1:O:93:LYS:HE2	1:O:97:ARG:CZ	2.34	0.53
1:N:12:TYR:CE2	1:N:77:VAL:CB	2.89	0.53
1:E:325:SER:OG	2:E:1301:DTP:H8	2.08	0.53
1:E:149:ILE:O	1:E:266:THR:OG1	2.26	0.53
1:N:145:LYS:CE	1:N:279:THR:O	2.53	0.53
1:M:242:LEU:CD2	1:M:262:ILE:HG21	2.37	0.53
1:M:304:TYR:OH	2:M:1301:DTP:C8	2.57	0.53
1:M:478:ILE:HG13	1:M:479:GLU:N	2.23	0.53
1:E:478:ILE:HG13	1:E:479:GLU:N	2.23	0.53
1:D:478:ILE:HG13	1:D:479:GLU:N	2.23	0.53
1:M:488:ARG:HB2	1:M:494:PHE:HB2	1.89	0.53
1:P:29:CYS:HA	1:P:32:VAL:HB	1.89	0.53
1:H:29:CYS:HA	1:H:32:VAL:HB	1.89	0.53
1:E:29:CYS:HA	1:E:32:VAL:HB	1.89	0.53
1:E:495:ARG:HG2	1:E:561:LEU:HD11	1.91	0.53
1:D:495:ARG:HG2	1:D:561:LEU:HD11	1.91	0.53

Continued on next page...

Continued from previous page...

Atom-1	Atom-2	Interatomic distance (Å)	Clash overlap (Å)
1:L:495:ARG:HG2	1:L:561:LEU:HD11	1.91	0.53
1:G:495:ARG:HG2	1:G:561:LEU:HD11	1.91	0.53
1:A:483:ARG:NE	1:A:527:TYR:O	2.42	0.53
1:K:483:ARG:NE	1:K:527:TYR:O	2.42	0.53
1:E:483:ARG:NE	1:E:527:TYR:O	2.42	0.53
1:L:483:ARG:NE	1:L:527:TYR:O	2.42	0.53
1:N:216:ASN:HB2	1:N:219:LEU:HB3	1.91	0.53
1:H:242:LEU:CD1	1:H:244:LEU:CD1	2.87	0.53
1:J:216:ASN:HB2	1:J:219:LEU:HB3	1.91	0.53
1:Q:193:LEU:HG	1:Q:221:ILE:HD12	1.91	0.53
1:E:35:MET:CG	1:E:45:ILE:CD1	2.84	0.53
1:E:43:GLU:O	1:E:46:ASP:C	2.47	0.53
1:E:42:LYS:CA	1:E:45:ILE:HG22	2.39	0.53
1:K:43:GLU:O	1:K:46:ASP:C	2.47	0.53
1:O:81:LEU:HD23	1:O:85:TYR:HB2	1.91	0.53
1:I:81:LEU:HD23	1:I:85:TYR:HB2	1.91	0.53
1:O:89:MET:CE	1:O:93:LYS:HB2	2.39	0.53
1:I:89:MET:CE	1:I:93:LYS:HB2	2.39	0.53
1:J:12:TYR:CE2	1:J:77:VAL:CB	2.89	0.53
1:J:39:ILE:CG1	1:J:76:PHE:HB2	2.39	0.53
1:J:97:ARG:CG	1:J:97:ARG:HH11	2.14	0.53
1:N:97:ARG:CG	1:N:97:ARG:HH11	2.14	0.53
1:K:149:ILE:O	1:K:266:THR:OG1	2.26	0.53
1:K:304:TYR:OH	2:K:1301:DTP:C8	2.57	0.53
1:E:304:TYR:OH	2:E:1301:DTP:C8	2.57	0.53
1:I:269:LYS:HD2	1:I:273:ASP:OD2	2.09	0.53
1:O:269:LYS:HD2	1:O:273:ASP:OD2	2.09	0.53
1:O:327:ILE:HG21	1:O:341:TRP:CZ3	2.44	0.53
1:M:269:LYS:HD2	1:M:273:ASP:OD2	2.09	0.53
1:C:269:LYS:HD2	1:C:273:ASP:OD2	2.09	0.53
1:A:53:ASP:OD1	1:A:55:VAL:N	2.41	0.53
1:D:118:GLN:HB3	1:E:274:PHE:CZ	2.44	0.53
1:P:118:GLN:HA	1:P:118:GLN:NE2	2.24	0.53
1:H:118:GLN:HA	1:H:118:GLN:NE2	2.24	0.53
1:C:118:GLN:HB3	1:D:274:PHE:CZ	2.44	0.53
1:N:274:PHE:CZ	1:O:118:GLN:CG	2.88	0.53
1:K:44:GLU:OE2	1:K:64:THR:CB	2.52	0.53
1:H:495:ARG:HG2	1:H:561:LEU:HD11	1.91	0.53
1:P:495:ARG:HG2	1:P:561:LEU:HD11	1.91	0.53
1:Q:495:ARG:HG2	1:Q:561:LEU:HD11	1.91	0.53
1:E:104:ARG:O	1:E:105:MET:C	2.42	0.53

Continued on next page...

Continued from previous page...

Atom-1	Atom-2	Interatomic distance (Å)	Clash overlap (Å)
1:J:148:LEU:HD23	1:J:282:HIS:HD2	1.72	0.53
1:I:239:ASN:HB3	1:I:261:LYS:HD2	1.82	0.53
1:P:190:GLU:CA	1:P:217:ILE:CD1	2.63	0.53
1:L:269:LYS:HD2	1:L:273:ASP:OD2	2.09	0.53
1:D:124:ASN:HA	1:D:159:TRP:CZ3	2.44	0.53
1:D:269:LYS:HD2	1:D:273:ASP:OD2	2.09	0.53
1:H:106:TYR:HE1	1:H:110:ARG:HB2	1.74	0.53
1:F:193:LEU:HG	1:F:221:ILE:HD12	1.91	0.53
1:Q:12:TYR:CE2	1:Q:77:VAL:CB	2.89	0.53
1:G:12:TYR:CE2	1:G:77:VAL:CB	2.89	0.53
1:G:35:MET:CG	1:G:45:ILE:CD1	2.84	0.53
1:G:42:LYS:CA	1:G:45:ILE:HG22	2.39	0.53
1:P:89:MET:CE	1:P:93:LYS:HB2	2.39	0.53
1:C:216:ASN:HB2	1:C:219:LEU:HB3	1.91	0.53
1:E:89:MET:CE	1:E:93:LYS:HB2	2.39	0.53
1:K:35:MET:CG	1:K:45:ILE:HD13	2.36	0.53
1:K:42:LYS:CA	1:K:45:ILE:HG22	2.39	0.53
1:C:89:MET:CE	1:C:93:LYS:HB2	2.39	0.53
1:M:216:ASN:HB2	1:M:219:LEU:HB3	1.91	0.53
1:M:89:MET:CE	1:M:93:LYS:HB2	2.39	0.53
1:A:35:MET:CG	1:A:45:ILE:HD13	2.36	0.53
1:A:148:LEU:CB	1:A:264:LEU:HD21	2.38	0.53
1:M:882:UNK:CA	1:M:883:UNK:N	2.62	0.53
1:N:39:ILE:CG1	1:N:76:PHE:HB2	2.39	0.53
1:K:882:UNK:CA	1:K:883:UNK:N	2.62	0.53
1:Q:297:VAL:HG13	1:Q:324:LEU:HD22	1.88	0.53
1:I:327:ILE:HG21	1:I:341:TRP:CZ3	2.44	0.53
1:C:242:LEU:CD2	1:C:262:ILE:HG21	2.37	0.53
1:F:53:ASP:OD1	1:F:55:VAL:N	2.41	0.53
1:I:53:ASP:OD1	1:I:54:ALA:CA	2.55	0.53
1:K:232:LEU:O	1:K:234:SER:N	2.37	0.53
1:G:118:GLN:HB3	1:H:274:PHE:CZ	2.44	0.53
1:P:274:PHE:CZ	1:Q:118:GLN:HB3	2.44	0.53
1:K:274:PHE:CZ	1:L:118:GLN:HB3	2.44	0.53
1:C:478:ILE:HG13	1:C:479:GLU:N	2.23	0.53
1:G:478:ILE:HG13	1:G:479:GLU:N	2.23	0.53
1:Q:207:TRP:HE1	1:Q:227:GLU:CG	2.22	0.53
1:O:207:TRP:HE1	1:O:227:GLU:CG	2.22	0.53
1:F:29:CYS:HA	1:F:32:VAL:HB	1.89	0.53
1:A:495:ARG:HG2	1:A:561:LEU:HD11	1.91	0.53
1:A:519:GLN:HG3	1:A:523:PHE:CZ	2.43	0.53

Continued on next page...

Continued from previous page...

Atom-1	Atom-2	Interatomic distance (Å)	Clash overlap (Å)
1:F:519:GLN:HG3	1:F:523:PHE:CZ	2.43	0.53
1:D:483:ARG:NE	1:D:527:TYR:O	2.42	0.53
1:N:297:VAL:HG13	1:N:324:LEU:HD22	1.88	0.53
1:L:124:ASN:HA	1:L:159:TRP:CZ3	2.44	0.53
1:F:242:LEU:CD1	1:F:244:LEU:CD1	2.87	0.53
1:F:317:LEU:HB3	1:F:341:TRP:HZ2	1.74	0.53
1:A:193:LEU:HG	1:A:221:ILE:HD12	1.91	0.53
1:Q:35:MET:CG	1:Q:45:ILE:CD1	2.84	0.53
1:Q:42:LYS:CA	1:Q:45:ILE:HG22	2.39	0.53
1:G:89:MET:CE	1:G:93:LYS:HB2	2.39	0.53
1:H:89:MET:CE	1:H:93:LYS:HB2	2.39	0.53
1:K:35:MET:CG	1:K:45:ILE:CD1	2.84	0.53
1:K:89:MET:CE	1:K:93:LYS:HB2	2.39	0.53
1:F:35:MET:CG	1:F:45:ILE:HD13	2.36	0.53
1:A:317:LEU:HB3	1:A:341:TRP:HZ2	1.74	0.53
1:K:129:GLN:NE2	1:K:129:GLN:CA	2.72	0.53
1:E:129:GLN:CA	1:E:129:GLN:NE2	2.72	0.53
1:E:327:ILE:HG21	1:E:341:TRP:CZ3	2.44	0.53
1:G:297:VAL:HG13	1:G:324:LEU:HD22	1.88	0.53
1:O:124:ASN:HA	1:O:159:TRP:CZ3	2.44	0.53
1:O:325:SER:OG	2:O:1301:DTP:H8	2.08	0.53
1:E:232:LEU:O	1:E:234:SER:N	2.37	0.53
1:L:274:PHE:CZ	1:M:118:GLN:HB3	2.44	0.53
1:E:488:ARG:HB2	1:E:494:PHE:HB2	1.89	0.53
1:G:207:TRP:HE1	1:G:227:GLU:CG	2.22	0.53
1:A:29:CYS:HA	1:A:32:VAL:HB	1.89	0.53
1:Q:29:CYS:HA	1:Q:32:VAL:HB	1.89	0.53
1:F:495:ARG:HG2	1:F:561:LEU:HD11	1.91	0.53
1:N:208:THR:O	1:N:208:THR:OG1	2.26	0.53
1:I:483:ARG:NE	1:I:527:TYR:O	2.42	0.53
1:J:304:TYR:OH	2:J:1301:DTP:C8	2.57	0.52
1:G:216:ASN:HB2	1:G:219:LEU:HB3	1.91	0.52
1:Q:216:ASN:HB2	1:Q:219:LEU:HB3	1.91	0.52
1:C:189:PRO:CD	1:C:190:GLU:N	2.73	0.52
1:Q:190:GLU:CA	1:Q:217:ILE:CD1	2.63	0.52
1:M:189:PRO:CD	1:M:190:GLU:N	2.73	0.52
1:Q:89:MET:CE	1:Q:93:LYS:HB2	2.39	0.52
1:L:42:LYS:CA	1:L:45:ILE:HG22	2.39	0.52
1:L:43:GLU:O	1:L:46:ASP:C	2.48	0.52
1:D:42:LYS:CA	1:D:45:ILE:HG22	2.39	0.52
1:J:42:LYS:CA	1:J:45:ILE:HG22	2.39	0.52

Continued on next page...

Continued from previous page...

Atom-1	Atom-2	Interatomic distance (Å)	Clash overlap (Å)
1:N:42:LYS:CA	1:N:45:ILE:HG22	2.39	0.52
1:K:376:PRO:CB	1:K:379:ALA:HB3	2.30	0.52
1:K:327:ILE:HG21	1:K:341:TRP:CZ3	2.44	0.52
1:K:317:LEU:HB3	1:K:341:TRP:HZ2	1.74	0.52
1:Q:129:GLN:CA	1:Q:129:GLN:NE2	2.72	0.52
1:G:129:GLN:NE2	1:G:129:GLN:CA	2.72	0.52
1:G:283:ILE:CG2	1:G:290:MET:HE2	2.40	0.52
1:C:129:GLN:CA	1:C:129:GLN:NE2	2.72	0.52
1:M:129:GLN:NE2	1:M:129:GLN:CA	2.72	0.52
1:I:124:ASN:HA	1:I:159:TRP:CZ3	2.44	0.52
1:F:118:GLN:HA	1:F:118:GLN:NE2	2.24	0.52
1:O:53:ASP:OD1	1:O:54:ALA:CA	2.55	0.52
1:Q:478:ILE:HG13	1:Q:479:GLU:N	2.23	0.52
1:H:207:TRP:HE1	1:H:227:GLU:CG	2.22	0.52
1:O:483:ARG:NE	1:O:527:TYR:O	2.42	0.52
1:K:104:ARG:O	1:K:105:MET:C	2.42	0.52
1:N:148:LEU:HD23	1:N:282:HIS:HD2	1.72	0.52
1:N:150:ASP:HA	1:N:266:THR:OG1	2.05	0.52
1:N:246:ASN:OD1	1:N:246:ASN:N	2.42	0.52
1:O:239:ASN:HB3	1:O:261:LYS:HD2	1.82	0.52
1:L:174:MET:HE3	1:L:241:LEU:CA	2.33	0.52
1:L:295:ASP:C	1:L:297:VAL:N	2.60	0.52
1:D:174:MET:HE3	1:D:241:LEU:CA	2.33	0.52
1:F:304:TYR:OH	2:F:1301:DTP:C8	2.57	0.52
1:C:193:LEU:HG	1:C:221:ILE:HD12	1.91	0.52
1:D:216:ASN:HB2	1:D:219:LEU:HB3	1.91	0.52
1:P:269:LYS:HD2	1:P:273:ASP:OD2	2.09	0.52
1:M:193:LEU:HG	1:M:221:ILE:HD12	1.91	0.52
1:K:191:THR:O	1:K:194:GLU:HB3	2.08	0.52
1:E:84:ASN:ND2	1:E:85:TYR:CD1	2.78	0.52
1:Q:36:PRO:O	1:Q:39:ILE:HG22	2.10	0.52
1:G:36:PRO:O	1:G:39:ILE:HG22	2.10	0.52
1:P:73:VAL:HG12	1:P:77:VAL:HG23	1.92	0.52
1:L:84:ASN:ND2	1:L:85:TYR:CD1	2.78	0.52
1:G:174:MET:HE3	1:G:241:LEU:HD13	1.91	0.52
1:K:73:VAL:HG12	1:K:77:VAL:HG23	1.92	0.52
1:F:43:GLU:O	1:F:46:ASP:C	2.48	0.52
1:O:45:ILE:CG2	1:O:46:ASP:N	2.73	0.52
1:H:81:LEU:HD23	1:H:85:TYR:HB2	1.91	0.52
1:P:81:LEU:HD21	1:P:88:LEU:HB3	1.91	0.52
1:E:376:PRO:CB	1:E:379:ALA:HB3	2.30	0.52

Continued on next page...

Continued from previous page...

Atom-1	Atom-2	Interatomic distance (Å)	Clash overlap (Å)
1:E:317:LEU:HB3	1:E:341:TRP:HZ2	1.74	0.52
1:G:327:ILE:HG21	1:G:341:TRP:CZ3	2.44	0.52
1:I:325:SER:OG	2:I:1301:DTP:H8	2.08	0.52
1:A:118:GLN:NE2	1:A:118:GLN:HA	2.24	0.52
1:K:118:GLN:HA	1:K:118:GLN:NE2	2.24	0.52
1:Q:118:GLN:NE2	1:Q:118:GLN:HA	2.24	0.52
1:H:478:ILE:HG13	1:H:479:GLU:N	2.23	0.52
1:K:488:ARG:HB2	1:K:494:PHE:HB2	1.89	0.52
1:F:60:ARG:HH11	1:F:60:ARG:CG	2.23	0.52
1:A:60:ARG:HH11	1:A:60:ARG:CG	2.23	0.52
1:Q:60:ARG:CG	1:Q:60:ARG:HH11	2.23	0.52
1:G:29:CYS:HA	1:G:32:VAL:HB	1.89	0.52
1:H:208:THR:O	1:H:208:THR:OG1	2.26	0.52
1:F:21:ASP:OD1	1:F:169:LYS:HD2	2.09	0.52
1:A:21:ASP:OD1	1:A:169:LYS:HD2	2.09	0.52
1:N:264:LEU:HD23	1:N:264:LEU:C	2.29	0.52
1:N:304:TYR:OH	2:N:1301:DTP:C8	2.57	0.52
1:J:246:ASN:N	1:J:246:ASN:OD1	2.42	0.52
1:J:264:LEU:HD23	1:J:264:LEU:C	2.29	0.52
1:J:327:ILE:HG21	1:J:341:TRP:CZ3	2.44	0.52
1:H:189:PRO:CD	1:H:190:GLU:N	2.73	0.52
1:H:193:LEU:HG	1:H:221:ILE:HD12	1.91	0.52
1:P:189:PRO:CD	1:P:190:GLU:N	2.73	0.52
1:P:193:LEU:HG	1:P:221:ILE:HD12	1.91	0.52
1:L:189:PRO:CG	1:L:190:GLU:N	2.73	0.52
1:L:246:ASN:OD1	1:L:246:ASN:N	2.42	0.52
1:C:350:THR:O	1:C:353:ILE:N	2.43	0.52
1:H:124:ASN:HA	1:H:159:TRP:CZ3	2.44	0.52
1:H:269:LYS:HD2	1:H:273:ASP:OD2	2.09	0.52
1:F:242:LEU:HG	1:F:262:ILE:HG22	1.92	0.52
1:F:327:ILE:HG21	1:F:341:TRP:CZ3	2.44	0.52
1:L:216:ASN:HB2	1:L:219:LEU:HB3	1.91	0.52
1:E:191:THR:O	1:E:194:GLU:HB3	2.08	0.52
1:K:84:ASN:ND2	1:K:85:TYR:CD1	2.78	0.52
1:D:84:ASN:ND2	1:D:85:TYR:CD1	2.78	0.52
1:H:73:VAL:HG12	1:H:77:VAL:HG23	1.92	0.52
1:E:73:VAL:HG12	1:E:77:VAL:HG23	1.92	0.52
1:O:84:ASN:ND2	1:O:85:TYR:CD1	2.78	0.52
1:I:84:ASN:ND2	1:I:85:TYR:CD1	2.78	0.52
1:F:36:PRO:O	1:F:39:ILE:HG22	2.10	0.52
1:A:36:PRO:O	1:A:39:ILE:HG22	2.10	0.52

Continued on next page...

Continued from previous page...

Atom-1	Atom-2	Interatomic distance (Å)	Clash overlap (Å)
1:A:43:GLU:O	1:A:46:ASP:C	2.48	0.52
1:A:89:MET:CE	1:A:93:LYS:HB2	2.39	0.52
1:I:45:ILE:CG2	1:I:46:ASP:N	2.73	0.52
1:P:81:LEU:HD23	1:P:85:TYR:HB2	1.91	0.52
1:A:264:LEU:C	1:A:264:LEU:HD23	2.29	0.52
1:A:327:ILE:HG21	1:A:341:TRP:CZ3	2.44	0.52
1:N:81:LEU:HD23	1:N:85:TYR:HB2	1.91	0.52
1:J:81:LEU:HD23	1:J:85:TYR:HB2	1.91	0.52
1:K:242:LEU:CD2	1:K:262:ILE:HG21	2.37	0.52
1:E:242:LEU:CD2	1:E:262:ILE:HG21	2.37	0.52
1:E:148:LEU:CB	1:E:264:LEU:HD21	2.38	0.52
1:Q:327:ILE:HG21	1:Q:341:TRP:CZ3	2.44	0.52
1:I:129:GLN:NE2	1:I:129:GLN:CA	2.72	0.52
1:I:113:LEU:HD11	1:I:162:LEU:CD2	2.39	0.52
1:I:304:TYR:OH	2:I:1301:DTP:C8	2.57	0.52
1:O:113:LEU:HD11	1:O:162:LEU:CD2	2.39	0.52
1:O:129:GLN:CA	1:O:129:GLN:NE2	2.72	0.52
1:G:325:SER:OG	2:G:1301:DTP:H8	2.08	0.52
1:C:246:ASN:N	1:C:265:THR:CG2	2.61	0.52
1:E:118:GLN:HA	1:E:118:GLN:NE2	2.24	0.52
1:G:118:GLN:NE2	1:G:118:GLN:HA	2.24	0.52
1:I:478:ILE:HG13	1:I:479:GLU:N	2.23	0.52
1:N:478:ILE:HG13	1:N:479:GLU:N	2.23	0.52
1:P:478:ILE:HG13	1:P:479:GLU:N	2.23	0.52
1:P:207:TRP:HE1	1:P:227:GLU:CG	2.22	0.52
1:J:207:TRP:HE1	1:J:227:GLU:CG	2.22	0.52
1:M:1012:UNK:O	1:M:1013:UNK:C	2.57	0.52
1:N:1012:UNK:O	1:N:1013:UNK:C	2.57	0.52
1:C:1012:UNK:O	1:C:1013:UNK:C	2.57	0.52
1:J:1012:UNK:O	1:J:1013:UNK:C	2.57	0.52
1:N:327:ILE:HG21	1:N:341:TRP:CZ3	2.44	0.52
1:J:269:LYS:HD2	1:J:273:ASP:OD2	2.09	0.52
1:D:189:PRO:CG	1:D:190:GLU:N	2.73	0.52
1:D:246:ASN:OD1	1:D:246:ASN:N	2.42	0.52
1:M:350:THR:O	1:M:353:ILE:N	2.43	0.52
1:H:304:TYR:OH	2:H:1301:DTP:C8	2.57	0.52
1:F:264:LEU:HD23	1:F:264:LEU:C	2.29	0.52
1:F:283:ILE:CG2	1:F:290:MET:HE2	2.40	0.52
1:F:295:ASP:C	1:F:297:VAL:N	2.60	0.52
1:C:189:PRO:CG	1:C:190:GLU:H	2.23	0.52
1:P:124:ASN:HA	1:P:159:TRP:CZ3	2.44	0.52

Continued on next page...

Continued from previous page...

Atom-1	Atom-2	Interatomic distance (Å)	Clash overlap (Å)
1:Q:189:PRO:CG	1:Q:190:GLU:N	2.73	0.52
1:K:190:GLU:HB2	1:K:217:ILE:HD12	1.81	0.52
1:G:39:ILE:CG1	1:G:76:PHE:HB2	2.39	0.52
1:P:36:PRO:O	1:P:39:ILE:HG22	2.10	0.52
1:P:45:ILE:CG2	1:P:46:ASP:N	2.72	0.52
1:H:45:ILE:CG2	1:H:46:ASP:N	2.72	0.52
1:C:39:ILE:CG1	1:C:76:PHE:HB2	2.39	0.52
1:G:357:LEU:HD13	1:G:430:LYS:CE	2.20	0.52
1:F:73:VAL:HG12	1:F:77:VAL:HG23	1.92	0.52
1:F:89:MET:CE	1:F:93:LYS:HB2	2.39	0.52
1:C:81:LEU:HD21	1:C:88:LEU:HB3	1.91	0.52
1:M:81:LEU:HD21	1:M:88:LEU:HB3	1.91	0.52
1:H:81:LEU:HD21	1:H:88:LEU:HB3	1.91	0.52
1:A:283:ILE:CG2	1:A:290:MET:HE2	2.40	0.52
1:E:295:ASP:C	1:E:297:VAL:N	2.60	0.52
1:Q:304:TYR:OH	2:Q:1301:DTP:C8	2.57	0.52
1:G:304:TYR:OH	2:G:1301:DTP:C8	2.57	0.52
1:O:478:ILE:HG13	1:O:479:GLU:N	2.23	0.52
1:P:406:HIS:CD2	1:P:413:LYS:HG3	2.44	0.52
1:K:60:ARG:HH11	1:K:60:ARG:CG	2.23	0.52
1:E:60:ARG:CG	1:E:60:ARG:HH11	2.23	0.52
1:N:207:TRP:HE1	1:N:227:GLU:CG	2.22	0.52
1:P:208:THR:OG1	1:P:208:THR:O	2.26	0.52
1:E:21:ASP:OD1	1:E:169:LYS:HD2	2.10	0.52
1:N:269:LYS:HD2	1:N:273:ASP:OD2	2.09	0.52
1:E:216:ASN:HB2	1:E:219:LEU:HB3	1.91	0.52
1:L:327:ILE:HG21	1:L:341:TRP:CZ3	2.44	0.52
1:D:148:LEU:CB	1:D:264:LEU:HD21	2.38	0.52
1:D:327:ILE:HG21	1:D:341:TRP:CZ3	2.44	0.52
1:H:327:ILE:HG21	1:H:341:TRP:CZ3	2.44	0.52
1:G:145:LYS:CE	1:G:279:THR:O	2.53	0.52
1:P:327:ILE:HG21	1:P:341:TRP:CZ3	2.44	0.52
1:M:189:PRO:CG	1:M:190:GLU:H	2.23	0.52
1:D:350:THR:O	1:D:353:ILE:N	2.43	0.52
1:G:189:PRO:CG	1:G:190:GLU:N	2.73	0.52
1:Q:39:ILE:CG1	1:Q:76:PHE:HB2	2.39	0.52
1:H:36:PRO:O	1:H:39:ILE:HG22	2.10	0.52
1:Q:357:LEU:HD13	1:Q:430:LYS:CE	2.20	0.52
1:M:39:ILE:CG1	1:M:76:PHE:HB2	2.39	0.52
1:F:12:TYR:OH	1:F:93:LYS:HE3	2.07	0.52
1:A:73:VAL:HG12	1:A:77:VAL:HG23	1.92	0.52

Continued on next page...

Continued from previous page...

Atom-1	Atom-2	Interatomic distance (Å)	Clash overlap (Å)
1:O:36:PRO:O	1:O:39:ILE:HG22	2.10	0.52
1:L:89:MET:CE	1:L:93:LYS:HB2	2.39	0.52
1:D:89:MET:CE	1:D:93:LYS:HB2	2.39	0.52
1:A:246:ASN:OD1	1:A:246:ASN:N	2.42	0.52
1:A:295:ASP:C	1:A:297:VAL:N	2.60	0.52
1:J:84:ASN:ND2	1:J:85:TYR:CD1	2.78	0.52
1:K:148:LEU:CB	1:K:264:LEU:HD21	2.38	0.52
1:Q:317:LEU:HB3	1:Q:341:TRP:HZ2	1.74	0.52
1:M:327:ILE:HG21	1:M:341:TRP:CZ3	2.44	0.52
1:O:304:TYR:OH	2:O:1301:DTP:C8	2.57	0.52
1:O:242:LEU:CD2	1:O:262:ILE:HG21	2.37	0.52
1:O:274:PHE:CZ	1:P:118:GLN:HB3	2.44	0.52
1:G:131:TYR:CD1	1:G:131:TYR:C	2.83	0.52
1:Q:131:TYR:CD1	1:Q:131:TYR:C	2.83	0.52
1:J:478:ILE:HG13	1:J:479:GLU:N	2.23	0.52
1:H:406:HIS:CD2	1:H:413:LYS:HG3	2.44	0.52
1:K:21:ASP:OD1	1:K:169:LYS:HD2	2.10	0.52
1:O:1012:UNK:O	1:O:1013:UNK:C	2.57	0.52
1:N:106:TYR:O	1:N:110:ARG:N	2.40	0.52
1:J:106:TYR:O	1:J:110:ARG:N	2.40	0.52
1:J:295:ASP:C	1:J:297:VAL:N	2.60	0.52
1:L:317:LEU:HB3	1:L:341:TRP:HZ2	1.74	0.52
1:D:242:LEU:HG	1:D:262:ILE:HG22	1.91	0.52
1:D:317:LEU:HB3	1:D:341:TRP:HZ2	1.74	0.52
1:O:189:PRO:CD	1:O:190:GLU:N	2.73	0.52
1:H:239:ASN:HB3	1:H:261:LYS:HD2	1.82	0.52
1:P:129:GLN:CA	1:P:129:GLN:NE2	2.72	0.52
1:P:304:TYR:OH	2:P:1301:DTP:C8	2.57	0.52
1:L:350:THR:O	1:L:353:ILE:N	2.43	0.52
1:K:189:PRO:CG	1:K:190:GLU:N	2.73	0.52
1:E:189:PRO:CG	1:E:190:GLU:N	2.73	0.52
1:E:81:LEU:HD23	1:E:85:TYR:HB2	1.91	0.52
1:J:350:THR:O	1:J:353:ILE:N	2.43	0.52
1:G:239:ASN:HB3	1:G:261:LYS:HD2	1.82	0.52
1:N:350:THR:O	1:N:353:ILE:N	2.43	0.52
1:N:189:PRO:CG	1:N:190:GLU:H	2.23	0.52
1:I:36:PRO:O	1:I:39:ILE:HG22	2.10	0.52
1:D:45:ILE:CG2	1:D:46:ASP:N	2.72	0.52
1:N:84:ASN:ND2	1:N:85:TYR:CD1	2.78	0.52
1:K:295:ASP:C	1:K:297:VAL:N	2.60	0.52
1:Q:269:LYS:HD2	1:Q:273:ASP:OD2	2.09	0.52

Continued on next page...

Continued from previous page...

Atom-1	Atom-2	Interatomic distance (Å)	Clash overlap (Å)
1:G:317:LEU:HB3	1:G:341:TRP:HZ2	1.74	0.52
1:C:327:ILE:HG21	1:C:341:TRP:CZ3	2.44	0.52
1:G:269:LYS:HD2	1:G:273:ASP:OD2	2.09	0.52
1:J:232:LEU:O	1:J:234:SER:N	2.37	0.52
1:Q:53:ASP:OD1	1:Q:55:VAL:N	2.41	0.52
1:N:55:VAL:HG12	1:N:55:VAL:O	2.10	0.52
1:J:55:VAL:HG12	1:J:55:VAL:O	2.10	0.52
1:M:55:VAL:O	1:M:55:VAL:HG12	2.10	0.52
1:H:118:GLN:HB3	1:I:274:PHE:CZ	2.44	0.52
1:I:131:TYR:CD1	1:I:131:TYR:C	2.83	0.52
1:O:131:TYR:CD1	1:O:131:TYR:C	2.83	0.52
1:O:495:ARG:HG2	1:O:561:LEU:HD11	1.91	0.52
1:I:495:ARG:HG2	1:I:561:LEU:HD11	1.91	0.52
1:M:495:ARG:HG2	1:M:561:LEU:HD11	1.91	0.52
1:C:495:ARG:HG2	1:C:561:LEU:HD11	1.91	0.52
1:P:21:ASP:OD1	1:P:169:LYS:HD2	2.09	0.52
1:P:52:LYS:HZ3	1:P:52:LYS:HA	1.75	0.52
1:H:52:LYS:HZ3	1:H:52:LYS:HA	1.75	0.52
1:I:1012:UNK:O	1:I:1013:UNK:C	2.57	0.52
1:D:21:ASP:OD1	1:D:169:LYS:HD2	2.09	0.52
1:D:1012:UNK:O	1:D:1013:UNK:C	2.57	0.52
1:N:295:ASP:C	1:N:297:VAL:N	2.60	0.52
1:J:113:LEU:HD11	1:J:162:LEU:CD2	2.40	0.52
1:O:216:ASN:HB2	1:O:219:LEU:HB3	1.91	0.52
1:K:216:ASN:HB2	1:K:219:LEU:HB3	1.91	0.52
1:L:242:LEU:HG	1:L:262:ILE:HG22	1.91	0.52
1:L:148:LEU:CB	1:L:264:LEU:HD21	2.38	0.52
1:H:129:GLN:NE2	1:H:129:GLN:CA	2.72	0.52
1:F:191:THR:O	1:F:194:GLU:HB3	2.08	0.52
1:F:246:ASN:N	1:F:265:THR:CG2	2.63	0.52
1:F:246:ASN:N	1:F:246:ASN:OD1	2.42	0.52
1:F:239:ASN:HB3	1:F:261:LYS:HD2	1.82	0.52
1:I:189:PRO:CD	1:I:190:GLU:N	2.73	0.52
1:Q:191:THR:O	1:Q:194:GLU:HB3	2.08	0.52
1:Q:36:PRO:CG	1:Q:39:ILE:HG21	2.33	0.52
1:K:81:LEU:HD23	1:K:85:TYR:HB2	1.91	0.52
1:J:189:PRO:CG	1:J:190:GLU:H	2.23	0.52
1:Q:81:LEU:HD23	1:Q:85:TYR:HB2	1.91	0.52
1:C:42:LYS:CA	1:C:45:ILE:HG22	2.39	0.52
1:A:12:TYR:OH	1:A:93:LYS:HE3	2.07	0.52
1:I:73:VAL:HG12	1:I:77:VAL:HG23	1.92	0.52

Continued on next page...

Continued from previous page...

Atom-1	Atom-2	Interatomic distance (Å)	Clash overlap (Å)
1:L:45:ILE:CG2	1:L:46:ASP:N	2.72	0.52
1:A:129:GLN:NE2	1:A:129:GLN:CA	2.72	0.52
1:A:246:ASN:N	1:A:265:THR:CG2	2.62	0.52
1:N:36:PRO:O	1:N:39:ILE:HG22	2.10	0.52
1:N:89:MET:CE	1:N:93:LYS:HB2	2.39	0.52
1:J:381:ILE:HG22	1:J:422:ILE:HD11	1.92	0.52
1:N:381:ILE:HG22	1:N:422:ILE:HD11	1.92	0.52
1:I:242:LEU:CD2	1:I:262:ILE:HG21	2.37	0.52
1:M:246:ASN:N	1:M:265:THR:CG2	2.61	0.52
1:N:232:LEU:O	1:N:234:SER:N	2.37	0.52
1:C:55:VAL:O	1:C:55:VAL:HG12	2.10	0.52
1:M:53:ASP:OD1	1:M:55:VAL:N	2.41	0.52
1:C:131:TYR:CD1	1:C:131:TYR:C	2.83	0.52
1:O:21:ASP:OD1	1:O:169:LYS:HD2	2.10	0.52
1:I:21:ASP:OD1	1:I:169:LYS:HD2	2.10	0.52
1:L:21:ASP:OD1	1:L:169:LYS:HD2	2.09	0.52
1:H:21:ASP:OD1	1:H:169:LYS:HD2	2.09	0.52
1:L:1012:UNK:O	1:L:1013:UNK:C	2.57	0.52
1:N:127:ARG:NH1	1:N:130:PRO:CG	2.53	0.52
1:J:150:ASP:HA	1:J:266:THR:OG1	2.05	0.52
1:I:216:ASN:HB2	1:I:219:LEU:HB3	1.91	0.52
1:L:189:PRO:CG	1:L:190:GLU:H	2.23	0.52
1:H:297:VAL:HG13	1:H:324:LEU:HD22	1.88	0.52
1:F:129:GLN:NE2	1:F:129:GLN:CA	2.72	0.52
1:F:150:ASP:HA	1:F:266:THR:OG1	2.05	0.52
1:A:191:THR:O	1:A:194:GLU:HB3	2.08	0.52
1:P:297:VAL:HG13	1:P:324:LEU:HD22	1.88	0.52
1:E:190:GLU:HB2	1:E:217:ILE:HD12	1.81	0.52
1:Q:350:THR:O	1:Q:353:ILE:N	2.43	0.52
1:E:36:PRO:O	1:E:39:ILE:HG22	2.10	0.52
1:G:81:LEU:HD23	1:G:85:TYR:HB2	1.91	0.52
1:K:36:PRO:O	1:K:39:ILE:HG22	2.10	0.52
1:M:42:LYS:CA	1:M:45:ILE:HG22	2.39	0.52
1:G:350:THR:O	1:G:353:ILE:N	2.43	0.52
1:A:81:LEU:HD21	1:A:88:LEU:HB3	1.91	0.52
1:O:12:TYR:CE2	1:O:77:VAL:CB	2.89	0.52
1:O:73:VAL:HG12	1:O:77:VAL:HG23	1.92	0.52
1:J:36:PRO:O	1:J:39:ILE:HG22	2.10	0.52
1:M:381:ILE:HG22	1:M:422:ILE:HD11	1.92	0.52
1:C:381:ILE:HG22	1:C:422:ILE:HD11	1.92	0.52
1:P:145:LYS:HG2	1:P:279:THR:O	2.10	0.52

Continued on next page...

Continued from previous page...

Atom-1	Atom-2	Interatomic distance (Å)	Clash overlap (Å)
1:H:145:LYS:HG2	1:H:279:THR:O	2.10	0.52
1:C:148:LEU:CB	1:C:264:LEU:HD21	2.38	0.52
1:Q:145:LYS:CE	1:Q:279:THR:O	2.53	0.52
1:Q:145:LYS:HG2	1:Q:279:THR:O	2.10	0.52
1:G:53:ASP:OD1	1:G:55:VAL:N	2.41	0.52
1:L:118:GLN:HA	1:L:118:GLN:NE2	2.24	0.52
1:D:44:GLU:OE2	1:D:64:THR:CB	2.52	0.52
1:J:131:TYR:CD1	1:J:131:TYR:C	2.83	0.52
1:L:131:TYR:C	1:L:131:TYR:CD1	2.83	0.52
1:Q:406:HIS:CD2	1:Q:413:LYS:HG3	2.44	0.52
1:G:406:HIS:CD2	1:G:413:LYS:HG3	2.44	0.52
1:C:21:ASP:OD1	1:C:169:LYS:HD2	2.10	0.52
1:N:129:GLN:CA	1:N:129:GLN:NE2	2.72	0.52
1:N:113:LEU:HD11	1:N:162:LEU:CD2	2.40	0.52
1:D:189:PRO:CG	1:D:190:GLU:H	2.23	0.52
1:D:297:VAL:CG1	1:D:324:LEU:HD21	2.37	0.52
1:H:283:ILE:CG2	1:H:290:MET:HE2	2.40	0.52
1:G:145:LYS:HG2	1:G:279:THR:O	2.10	0.52
1:P:246:ASN:OD1	1:P:246:ASN:N	2.42	0.52
1:G:191:THR:O	1:G:194:GLU:HB3	2.08	0.52
1:Q:82:ARG:CB	1:Q:82:ARG:CZ	2.85	0.52
1:Q:84:ASN:ND2	1:Q:85:TYR:CD1	2.78	0.52
1:G:84:ASN:ND2	1:G:85:TYR:CD1	2.78	0.52
1:M:35:MET:HG2	1:M:45:ILE:CG1	2.36	0.52
1:F:81:LEU:HD21	1:F:88:LEU:HB3	1.91	0.52
1:I:12:TYR:CE2	1:I:77:VAL:CB	2.89	0.52
1:A:239:ASN:HB3	1:A:261:LYS:HD2	1.82	0.52
1:A:269:LYS:HD2	1:A:273:ASP:OD2	2.09	0.52
1:J:89:MET:CE	1:J:93:LYS:HB2	2.39	0.52
1:H:381:ILE:HG22	1:H:422:ILE:HD11	1.92	0.52
1:A:381:ILE:HG22	1:A:422:ILE:HD11	1.92	0.52
1:E:372:LEU:HD11	1:E:422:ILE:HG13	1.92	0.52
1:K:372:LEU:HD11	1:K:422:ILE:HG13	1.92	0.52
1:A:113:LEU:HD11	1:A:162:LEU:CD2	2.40	0.52
1:C:53:ASP:OD1	1:C:55:VAL:N	2.41	0.52
1:I:118:GLN:HA	1:I:118:GLN:NE2	2.24	0.52
1:M:274:PHE:CZ	1:N:118:GLN:HB3	2.44	0.52
1:N:131:TYR:CD1	1:N:131:TYR:C	2.83	0.52
1:M:131:TYR:C	1:M:131:TYR:CD1	2.83	0.52
1:G:63:TRP:CZ3	1:G:126:SER:HB3	2.45	0.52
1:Q:63:TRP:CZ3	1:Q:126:SER:HB3	2.45	0.52

Continued on next page...

Continued from previous page...

Atom-1	Atom-2	Interatomic distance (Å)	Clash overlap (Å)
1:D:131:TYR:CD1	1:D:131:TYR:C	2.83	0.52
1:H:131:TYR:C	1:H:131:TYR:CD1	2.83	0.52
1:P:131:TYR:C	1:P:131:TYR:CD1	2.83	0.52
1:N:495:ARG:HG2	1:N:561:LEU:HD11	1.91	0.52
1:G:1012:UNK:O	1:G:1013:UNK:C	2.57	0.52
1:G:1130:UNK:HA	1:G:1145:UNK:O	2.10	0.52
1:P:1012:UNK:O	1:P:1013:UNK:C	2.57	0.52
1:M:21:ASP:OD1	1:M:169:LYS:HD2	2.10	0.52
1:E:1012:UNK:O	1:E:1013:UNK:C	2.57	0.52
1:N:21:ASP:OD1	1:N:169:LYS:HD2	2.09	0.52
1:J:291:THR:OG1	1:J:319:THR:CG2	2.55	0.52
1:I:174:MET:HE3	1:I:241:LEU:CA	2.36	0.52
1:O:189:PRO:CG	1:O:190:GLU:H	2.23	0.52
1:O:193:LEU:HG	1:O:221:ILE:HD12	1.91	0.52
1:F:269:LYS:HD2	1:F:273:ASP:OD2	2.09	0.52
1:Q:189:PRO:CD	1:Q:190:GLU:N	2.73	0.52
1:A:216:ASN:HB2	1:A:219:LEU:HB3	1.91	0.52
1:K:189:PRO:CG	1:K:190:GLU:H	2.23	0.52
1:G:15:ILE:HG13	1:G:16:LEU:N	2.24	0.52
1:J:193:LEU:HG	1:J:221:ILE:HD12	1.91	0.52
1:A:84:ASN:ND2	1:A:85:TYR:CD1	2.78	0.52
1:F:84:ASN:ND2	1:F:85:TYR:CD1	2.78	0.52
1:M:84:ASN:ND2	1:M:85:TYR:CD1	2.78	0.52
1:L:73:VAL:HG12	1:L:77:VAL:HG23	1.92	0.52
1:A:301:LEU:HG	1:A:324:LEU:CD1	2.34	0.52
1:J:43:GLU:O	1:J:46:ASP:C	2.48	0.52
1:N:43:GLU:O	1:N:46:ASP:C	2.48	0.52
1:P:381:ILE:HG22	1:P:422:ILE:HD11	1.92	0.52
1:O:381:ILE:HG22	1:O:422:ILE:HD11	1.92	0.52
1:I:381:ILE:HG22	1:I:422:ILE:HD11	1.92	0.52
1:F:381:ILE:HG22	1:F:422:ILE:HD11	1.92	0.52
1:G:113:LEU:HD11	1:G:162:LEU:CD2	2.39	0.52
1:I:317:LEU:HB3	1:I:341:TRP:HZ2	1.74	0.52
1:O:317:LEU:HB3	1:O:341:TRP:HZ2	1.74	0.52
1:F:113:LEU:HD11	1:F:162:LEU:CD2	2.40	0.52
1:M:148:LEU:CB	1:M:264:LEU:HD21	2.38	0.52
1:K:53:ASP:OD1	1:K:55:VAL:N	2.41	0.52
1:D:118:GLN:NE2	1:D:118:GLN:HA	2.24	0.52
1:N:274:PHE:CZ	1:O:118:GLN:HB3	2.44	0.52
1:F:131:TYR:C	1:F:131:TYR:CD1	2.83	0.52
1:O:406:HIS:CD2	1:O:413:LYS:HG3	2.44	0.52

Continued on next page...

Continued from previous page...

Atom-1	Atom-2	Interatomic distance (Å)	Clash overlap (Å)
1:J:495:ARG:HG2	1:J:561:LEU:HD11	1.91	0.52
1:Q:1130:UNK:HA	1:Q:1145:UNK:O	2.10	0.52
1:Q:52:LYS:NZ	1:Q:52:LYS:CB	2.73	0.52
1:G:52:LYS:CB	1:G:52:LYS:NZ	2.73	0.52
1:Q:1012:UNK:O	1:Q:1013:UNK:C	2.57	0.52
1:K:1012:UNK:O	1:K:1013:UNK:C	2.57	0.52
1:F:1012:UNK:O	1:F:1013:UNK:C	2.57	0.52
1:N:243:VAL:HG12	1:N:263:LEU:CG	2.34	0.51
1:J:129:GLN:CA	1:J:129:GLN:NE2	2.72	0.51
1:J:243:VAL:HG12	1:J:263:LEU:CG	2.34	0.51
1:K:145:LYS:HG2	1:K:279:THR:O	2.10	0.51
1:L:129:GLN:CA	1:L:129:GLN:NE2	2.72	0.51
1:L:297:VAL:CG1	1:L:324:LEU:HD21	2.37	0.51
1:D:106:TYR:O	1:D:110:ARG:N	2.40	0.51
1:E:145:LYS:HG2	1:E:279:THR:O	2.10	0.51
1:K:174:MET:HE1	1:K:241:LEU:HD13	1.92	0.51
1:H:246:ASN:OD1	1:H:246:ASN:N	2.42	0.51
1:I:145:LYS:HG2	1:I:279:THR:O	2.10	0.51
1:F:189:PRO:CG	1:F:190:GLU:N	2.73	0.51
1:I:189:PRO:CG	1:I:190:GLU:H	2.23	0.51
1:I:193:LEU:HG	1:I:221:ILE:HD12	1.91	0.51
1:P:239:ASN:HB3	1:P:261:LYS:HD2	1.82	0.51
1:E:189:PRO:CG	1:E:190:GLU:H	2.23	0.51
1:H:216:ASN:HB2	1:H:219:LEU:HB3	1.91	0.51
1:Q:239:ASN:HB3	1:Q:261:LYS:HD2	1.82	0.51
1:G:36:PRO:CG	1:G:39:ILE:HG21	2.33	0.51
1:G:43:GLU:O	1:G:46:ASP:C	2.47	0.51
1:P:12:TYR:CE2	1:P:77:VAL:CB	2.89	0.51
1:H:12:TYR:CE2	1:H:77:VAL:CB	2.89	0.51
1:H:39:ILE:H	1:H:75:LYS:HZ1	1.54	0.51
1:J:189:PRO:CD	1:J:190:GLU:N	2.73	0.51
1:E:45:ILE:CG2	1:E:46:ASP:N	2.73	0.51
1:K:45:ILE:CG2	1:K:46:ASP:N	2.73	0.51
1:C:15:ILE:HG13	1:C:16:LEU:N	2.24	0.51
1:C:35:MET:HG2	1:C:45:ILE:CG1	2.36	0.51
1:C:45:ILE:CG2	1:C:46:ASP:N	2.73	0.51
1:N:193:LEU:HG	1:N:221:ILE:HD12	1.91	0.51
1:F:15:ILE:HG13	1:F:16:LEU:N	2.24	0.51
1:D:15:ILE:HG13	1:D:16:LEU:N	2.24	0.51
1:D:39:ILE:CG1	1:D:76:PHE:HB2	2.39	0.51
1:D:73:VAL:HG12	1:D:77:VAL:HG23	1.92	0.51

Continued on next page...

Continued from previous page...

Atom-1	Atom-2	Interatomic distance (Å)	Clash overlap (Å)
1:A:150:ASP:HA	1:A:266:THR:OG1	2.05	0.51
1:N:81:LEU:HD21	1:N:88:LEU:HB3	1.91	0.51
1:G:381:ILE:HG22	1:G:422:ILE:HD11	1.92	0.51
1:N:376:PRO:CB	1:N:379:ALA:HB3	2.30	0.51
1:Q:113:LEU:HD11	1:Q:162:LEU:CD2	2.39	0.51
1:Q:55:VAL:O	1:Q:55:VAL:HG12	2.10	0.51
1:G:55:VAL:HG12	1:G:55:VAL:O	2.10	0.51
1:E:53:ASP:OD1	1:E:55:VAL:N	2.41	0.51
1:I:118:GLN:HB3	1:J:274:PHE:CZ	2.44	0.51
1:C:274:PHE:CZ	1:J:118:GLN:HB3	2.44	0.51
1:O:118:GLN:NE2	1:O:118:GLN:HA	2.24	0.51
1:K:131:TYR:CD1	1:K:131:TYR:C	2.83	0.51
1:A:131:TYR:CD1	1:A:131:TYR:C	2.83	0.51
1:H:1012:UNK:O	1:H:1013:UNK:C	2.57	0.51
1:A:1012:UNK:O	1:A:1013:UNK:C	2.57	0.51
1:Q:21:ASP:OD1	1:Q:169:LYS:HD2	2.10	0.51
1:N:1130:UNK:HA	1:N:1145:UNK:O	2.10	0.51
1:H:1130:UNK:HA	1:H:1145:UNK:O	2.10	0.51
1:J:21:ASP:OD1	1:J:169:LYS:HD2	2.09	0.51
1:P:1130:UNK:HA	1:P:1145:UNK:O	2.10	0.51
1:N:291:THR:OG1	1:N:319:THR:CG2	2.55	0.51
1:D:291:THR:OG1	1:D:319:THR:CG2	2.55	0.51
1:A:189:PRO:CG	1:A:190:GLU:N	2.73	0.51
1:O:145:LYS:HG2	1:O:279:THR:O	2.10	0.51
1:F:216:ASN:HB2	1:F:219:LEU:HB3	1.91	0.51
1:G:189:PRO:CD	1:G:190:GLU:N	2.73	0.51
1:Q:15:ILE:HG13	1:Q:16:LEU:N	2.24	0.51
1:Q:43:GLU:O	1:Q:46:ASP:C	2.47	0.51
1:P:97:ARG:CD	1:P:97:ARG:H	1.99	0.51
1:H:97:ARG:H	1:H:97:ARG:CD	1.99	0.51
1:E:15:ILE:HG13	1:E:16:LEU:N	2.24	0.51
1:C:78:GLU:OE2	1:C:93:LYS:NZ	2.44	0.51
1:M:15:ILE:CD1	1:M:92:ILE:HG22	2.39	0.51
1:M:15:ILE:HG13	1:M:16:LEU:N	2.24	0.51
1:M:45:ILE:CG2	1:M:46:ASP:N	2.73	0.51
1:M:78:GLU:OE2	1:M:93:LYS:NZ	2.44	0.51
1:C:81:LEU:HD23	1:C:85:TYR:HB2	1.91	0.51
1:C:84:ASN:ND2	1:C:85:TYR:CD1	2.78	0.51
1:O:82:ARG:CB	1:O:82:ARG:CZ	2.85	0.51
1:I:82:ARG:CB	1:I:82:ARG:CZ	2.85	0.51
1:H:88:LEU:HD12	1:L:87:PHE:CZ	2.41	0.51

Continued on next page...

Continued from previous page...

Atom-1	Atom-2	Interatomic distance (Å)	Clash overlap (Å)
1:L:15:ILE:HG13	1:L:16:LEU:N	2.24	0.51
1:J:81:LEU:HD21	1:J:88:LEU:HB3	1.91	0.51
1:N:15:ILE:HG13	1:N:16:LEU:N	2.24	0.51
1:N:39:ILE:N	1:N:75:LYS:HZ3	2.08	0.51
1:Q:381:ILE:HG22	1:Q:422:ILE:HD11	1.92	0.51
1:E:381:ILE:HG22	1:E:422:ILE:HD11	1.92	0.51
1:C:106:TYR:O	1:C:110:ARG:N	2.40	0.51
1:M:106:TYR:O	1:M:110:ARG:N	2.40	0.51
1:I:283:ILE:CG2	1:I:290:MET:HE2	2.40	0.51
1:I:297:VAL:HG13	1:I:324:LEU:HD22	1.88	0.51
1:O:297:VAL:HG13	1:O:324:LEU:HD22	1.88	0.51
1:F:55:VAL:HG12	1:F:55:VAL:O	2.10	0.51
1:L:44:GLU:OE2	1:L:64:THR:CB	2.52	0.51
1:M:63:TRP:CZ3	1:M:126:SER:HB3	2.45	0.51
1:D:63:TRP:CZ3	1:D:126:SER:HB3	2.45	0.51
1:H:63:TRP:CZ3	1:H:126:SER:HB3	2.45	0.51
1:P:63:TRP:CZ3	1:P:126:SER:HB3	2.45	0.51
1:I:406:HIS:CD2	1:I:413:LYS:HG3	2.44	0.51
1:I:207:TRP:HE1	1:I:227:GLU:CG	2.22	0.51
1:F:1130:UNK:HA	1:F:1145:UNK:O	2.10	0.51
1:O:52:LYS:HA	1:O:52:LYS:HZ3	1.76	0.51
1:A:52:LYS:CB	1:A:52:LYS:NZ	2.73	0.51
1:G:21:ASP:OD1	1:G:169:LYS:HD2	2.10	0.51
1:J:1130:UNK:HA	1:J:1145:UNK:O	2.10	0.51
1:P:350:THR:O	1:P:353:ILE:N	2.43	0.51
1:L:106:TYR:O	1:L:110:ARG:N	2.40	0.51
1:L:349:LEU:O	1:L:352:ILE:CG2	2.59	0.51
1:D:129:GLN:NE2	1:D:129:GLN:CA	2.72	0.51
1:D:349:LEU:O	1:D:352:ILE:CG2	2.59	0.51
1:P:216:ASN:HB2	1:P:219:LEU:HB3	1.91	0.51
1:K:75:LYS:O	1:K:80:VAL:CG2	2.54	0.51
1:N:189:PRO:CD	1:N:190:GLU:N	2.73	0.51
1:A:81:LEU:HD23	1:A:85:TYR:HB2	1.91	0.51
1:A:15:ILE:HG13	1:A:16:LEU:N	2.24	0.51
1:E:350:THR:O	1:E:353:ILE:N	2.43	0.51
1:M:81:LEU:HD23	1:M:85:TYR:HB2	1.91	0.51
1:L:43:GLU:C	1:L:46:ASP:H	2.14	0.51
1:L:39:ILE:CG1	1:L:76:PHE:HB2	2.39	0.51
1:L:78:GLU:OE2	1:L:93:LYS:NZ	2.44	0.51
1:D:43:GLU:C	1:D:46:ASP:H	2.14	0.51
1:A:245:LEU:CA	1:A:265:THR:HG21	2.21	0.51

Continued on next page...

Continued from previous page...

Atom-1	Atom-2	Interatomic distance (Å)	Clash overlap (Å)
1:J:15:ILE:HG13	1:J:16:LEU:N	2.24	0.51
1:F:372:LEU:HD11	1:F:422:ILE:HG13	1.92	0.51
1:K:381:ILE:HG22	1:K:422:ILE:HD11	1.92	0.51
1:J:372:LEU:HD11	1:J:422:ILE:HG13	1.92	0.51
1:N:372:LEU:HD11	1:N:422:ILE:HG13	1.92	0.51
1:E:269:LYS:HD2	1:E:273:ASP:OD2	2.09	0.51
1:A:55:VAL:HG12	1:A:55:VAL:O	2.10	0.51
1:C:118:GLN:NE2	1:C:118:GLN:HA	2.24	0.51
1:C:63:TRP:CZ3	1:C:126:SER:HB3	2.45	0.51
1:E:131:TYR:CD1	1:E:131:TYR:C	2.83	0.51
1:L:63:TRP:CZ3	1:L:126:SER:HB3	2.45	0.51
1:J:406:HIS:CD2	1:J:413:LYS:HG3	2.44	0.51
1:C:406:HIS:CD2	1:C:413:LYS:HG3	2.44	0.51
1:P:189:PRO:CG	1:P:190:GLU:H	2.23	0.51
1:P:189:PRO:CG	1:P:190:GLU:N	2.73	0.51
1:H:350:THR:O	1:H:353:ILE:N	2.43	0.51
1:L:264:LEU:C	1:L:264:LEU:HD23	2.29	0.51
1:L:291:THR:OG1	1:L:319:THR:CG2	2.55	0.51
1:H:243:VAL:HG12	1:H:263:LEU:CG	2.35	0.51
1:H:264:LEU:C	1:H:264:LEU:HD23	2.29	0.51
1:F:174:MET:HE3	1:F:241:LEU:CA	2.32	0.51
1:F:301:LEU:HG	1:F:324:LEU:CD1	2.34	0.51
1:P:113:LEU:HD11	1:P:162:LEU:CD2	2.40	0.51
1:P:243:VAL:HG12	1:P:263:LEU:CG	2.35	0.51
1:P:264:LEU:HD23	1:P:264:LEU:C	2.29	0.51
1:Q:43:GLU:C	1:Q:46:ASP:H	2.14	0.51
1:G:43:GLU:C	1:G:46:ASP:H	2.14	0.51
1:P:43:GLU:C	1:P:46:ASP:H	2.14	0.51
1:H:43:GLU:C	1:H:46:ASP:H	2.14	0.51
1:L:81:LEU:HD23	1:L:85:TYR:HB2	1.91	0.51
1:K:15:ILE:HG13	1:K:16:LEU:N	2.24	0.51
1:M:36:PRO:O	1:M:39:ILE:HG22	2.10	0.51
1:M:73:VAL:HG12	1:M:77:VAL:HG23	1.92	0.51
1:F:81:LEU:HD23	1:F:85:TYR:HB2	1.91	0.51
1:D:78:GLU:OE2	1:D:93:LYS:NZ	2.44	0.51
1:K:269:LYS:HD2	1:K:273:ASP:OD2	2.09	0.51
1:L:381:ILE:HG22	1:L:422:ILE:HD11	1.92	0.51
1:C:372:LEU:HD11	1:C:422:ILE:HG13	1.92	0.51
1:Q:284:SER:O	1:Q:290:MET:CG	2.43	0.51
1:Q:291:THR:OG1	1:Q:319:THR:CG2	2.55	0.51
1:C:113:LEU:HD11	1:C:162:LEU:CD2	2.39	0.51

Continued on next page...

Continued from previous page...

Atom-1	Atom-2	Interatomic distance (Å)	Clash overlap (Å)
1:M:113:LEU:HD11	1:M:162:LEU:CD2	2.39	0.51
1:I:106:TYR:O	1:I:110:ARG:N	2.40	0.51
1:O:106:TYR:O	1:O:110:ARG:N	2.40	0.51
1:F:109:GLN:OE1	1:F:176:PHE:O	2.29	0.51
1:A:109:GLN:OE1	1:A:176:PHE:O	2.29	0.51
1:M:118:GLN:HA	1:M:118:GLN:NE2	2.24	0.51
1:A:63:TRP:CZ3	1:A:126:SER:HB3	2.45	0.51
1:F:63:TRP:CZ3	1:F:126:SER:HB3	2.45	0.51
1:F:52:LYS:NZ	1:F:52:LYS:CB	2.73	0.51
1:O:52:LYS:CB	1:O:52:LYS:NZ	2.73	0.51
1:A:1130:UNK:HA	1:A:1145:UNK:O	2.10	0.51
1:N:242:LEU:HG	1:N:262:ILE:HG22	1.91	0.51
1:J:242:LEU:HG	1:J:262:ILE:HG22	1.91	0.51
1:H:189:PRO:CG	1:H:190:GLU:H	2.23	0.51
1:H:189:PRO:CG	1:H:190:GLU:N	2.73	0.51
1:D:189:PRO:CD	1:D:190:GLU:N	2.73	0.51
1:L:113:LEU:HD11	1:L:162:LEU:CD2	2.40	0.51
1:D:113:LEU:HD11	1:D:162:LEU:CD2	2.40	0.51
1:D:264:LEU:C	1:D:264:LEU:HD23	2.29	0.51
1:D:295:ASP:C	1:D:297:VAL:N	2.60	0.51
1:H:113:LEU:HD11	1:H:162:LEU:CD2	2.40	0.51
1:F:349:LEU:O	1:F:352:ILE:CG2	2.59	0.51
1:A:189:PRO:CG	1:A:190:GLU:H	2.23	0.51
1:Q:189:PRO:CG	1:Q:190:GLU:H	2.23	0.51
1:I:350:THR:C	1:I:353:ILE:CG2	2.13	0.51
1:I:350:THR:O	1:I:353:ILE:N	2.43	0.51
1:G:45:ILE:CG2	1:G:46:ASP:N	2.73	0.51
1:H:35:MET:CG	1:H:45:ILE:CD1	2.84	0.51
1:C:73:VAL:HG12	1:C:77:VAL:HG23	1.92	0.51
1:F:45:ILE:CG2	1:F:46:ASP:N	2.72	0.51
1:O:15:ILE:HG13	1:O:16:LEU:N	2.24	0.51
1:O:97:ARG:CG	1:O:97:ARG:NH1	2.73	0.51
1:K:350:THR:O	1:K:353:ILE:N	2.43	0.51
1:I:97:ARG:CG	1:I:97:ARG:NH1	2.73	0.51
1:P:84:ASN:ND2	1:P:85:TYR:CD1	2.78	0.51
1:A:372:LEU:HD11	1:A:422:ILE:HG13	1.92	0.51
1:J:376:PRO:CB	1:J:379:ALA:HB3	2.30	0.51
1:A:145:LYS:HG2	1:A:279:THR:O	2.10	0.51
1:D:381:ILE:HG22	1:D:422:ILE:HD11	1.92	0.51
1:M:372:LEU:HD11	1:M:422:ILE:HG13	1.92	0.51
1:G:291:THR:OG1	1:G:319:THR:CG2	2.55	0.51

Continued on next page...

Continued from previous page...

Atom-1	Atom-2	Interatomic distance (Å)	Clash overlap (Å)
1:M:327:ILE:HD13	1:M:341:TRP:CZ3	2.46	0.51
1:E:113:LEU:HD11	1:E:162:LEU:CD2	2.39	0.51
1:Q:109:GLN:OE1	1:Q:176:PHE:O	2.29	0.51
1:I:63:TRP:CZ3	1:I:126:SER:HB3	2.45	0.51
1:N:406:HIS:CD2	1:N:413:LYS:HG3	2.44	0.51
1:E:406:HIS:CD2	1:E:413:LYS:HG3	2.44	0.51
1:M:406:HIS:CD2	1:M:413:LYS:HG3	2.44	0.51
1:I:52:LYS:CB	1:I:52:LYS:NZ	2.73	0.51
1:C:1130:UNK:HA	1:C:1145:UNK:O	2.10	0.51
1:M:145:LYS:HG2	1:M:279:THR:O	2.10	0.51
1:L:327:ILE:HD13	1:L:341:TRP:CZ3	2.46	0.51
1:D:327:ILE:HD13	1:D:341:TRP:CZ3	2.46	0.51
1:F:189:PRO:CG	1:F:190:GLU:H	2.23	0.51
1:O:350:THR:O	1:O:353:ILE:N	2.43	0.51
1:G:189:PRO:CG	1:G:190:GLU:H	2.23	0.51
1:Q:19:PHE:CZ	1:Q:92:ILE:CA	2.94	0.51
1:Q:45:ILE:CG2	1:Q:46:ASP:N	2.73	0.51
1:G:19:PHE:CZ	1:G:92:ILE:CA	2.94	0.51
1:D:81:LEU:HD23	1:D:85:TYR:HB2	1.91	0.51
1:P:35:MET:CG	1:P:45:ILE:CD1	2.84	0.51
1:E:75:LYS:O	1:E:80:VAL:CG2	2.54	0.51
1:C:36:PRO:O	1:C:39:ILE:HG22	2.10	0.51
1:I:15:ILE:HG13	1:I:16:LEU:N	2.24	0.51
1:I:43:GLU:C	1:I:46:ASP:H	2.14	0.51
1:D:36:PRO:O	1:D:39:ILE:HG22	2.10	0.51
1:A:349:LEU:O	1:A:352:ILE:CG2	2.59	0.51
1:O:376:PRO:CB	1:O:379:ALA:HB3	2.30	0.51
1:F:145:LYS:HG2	1:F:279:THR:O	2.10	0.51
1:Q:327:ILE:HD13	1:Q:341:TRP:CZ3	2.46	0.51
1:G:109:GLN:OE1	1:G:176:PHE:O	2.29	0.51
1:C:327:ILE:HD13	1:C:341:TRP:CZ3	2.46	0.51
1:E:109:GLN:OE1	1:E:176:PHE:O	2.29	0.51
1:K:109:GLN:OE1	1:K:176:PHE:O	2.29	0.51
1:D:145:LYS:HG2	1:D:279:THR:O	2.10	0.51
1:C:232:LEU:O	1:C:234:SER:N	2.37	0.51
1:M:232:LEU:O	1:M:234:SER:N	2.37	0.51
1:K:146:ASN:O	1:K:280:THR:CB	2.46	0.51
1:O:63:TRP:CZ3	1:O:126:SER:HB3	2.45	0.51
1:K:406:HIS:CD2	1:K:413:LYS:HG3	2.44	0.51
1:C:208:THR:OG1	1:C:208:THR:O	2.26	0.51
1:J:148:LEU:CB	1:J:264:LEU:HD21	2.38	0.51

Continued on next page...

Continued from previous page...

Atom-1	Atom-2	Interatomic distance (Å)	Clash overlap (Å)
1:L:189:PRO:CD	1:L:190:GLU:N	2.73	0.51
1:O:189:PRO:CG	1:O:190:GLU:N	2.73	0.51
1:I:189:PRO:CG	1:I:190:GLU:N	2.73	0.51
1:F:350:THR:O	1:F:353:ILE:N	2.43	0.51
1:Q:73:VAL:HG12	1:Q:77:VAL:HG23	1.92	0.51
1:A:350:THR:O	1:A:353:ILE:N	2.43	0.51
1:P:15:ILE:HG13	1:P:16:LEU:N	2.24	0.51
1:H:15:ILE:HG13	1:H:16:LEU:N	2.24	0.51
1:L:81:LEU:HD21	1:L:88:LEU:HB3	1.91	0.51
1:E:12:TYR:CD2	1:E:77:VAL:CG2	2.87	0.51
1:K:12:TYR:HE2	1:K:77:VAL:HG13	1.54	0.51
1:F:19:PHE:CZ	1:F:92:ILE:CA	2.94	0.51
1:A:45:ILE:CG2	1:A:46:ASP:N	2.72	0.51
1:O:43:GLU:C	1:O:46:ASP:H	2.14	0.51
1:H:84:ASN:ND2	1:H:85:TYR:CD1	2.78	0.51
1:N:73:VAL:HG12	1:N:77:VAL:HG23	1.92	0.51
1:P:372:LEU:HD11	1:P:422:ILE:HG13	1.92	0.51
1:O:372:LEU:HD11	1:O:422:ILE:HG13	1.92	0.51
1:I:372:LEU:HD11	1:I:422:ILE:HG13	1.92	0.51
1:K:349:LEU:O	1:K:352:ILE:CG2	2.59	0.51
1:Q:295:ASP:C	1:Q:297:VAL:N	2.60	0.51
1:G:327:ILE:HD13	1:G:341:TRP:CZ3	2.46	0.51
1:C:283:ILE:CG2	1:C:290:MET:HE2	2.41	0.51
1:K:113:LEU:HD11	1:K:162:LEU:CD2	2.39	0.51
1:L:145:LYS:HG2	1:L:279:THR:O	2.10	0.51
1:N:44:GLU:OE2	1:N:64:THR:CB	2.52	0.51
1:E:1130:UNK:HA	1:E:1145:UNK:O	2.10	0.51
1:M:1130:UNK:HA	1:M:1145:UNK:O	2.10	0.51
1:C:145:LYS:HG2	1:C:279:THR:O	2.10	0.51
1:J:284:SER:O	1:J:290:MET:CG	2.42	0.51
1:H:192:VAL:O	1:H:196:LEU:N	2.33	0.51
1:I:145:LYS:CE	1:I:279:THR:O	2.53	0.51
1:Q:174:MET:HE1	1:Q:241:LEU:HD13	1.93	0.51
1:G:93:LYS:HE2	1:G:97:ARG:CZ	2.34	0.51
1:D:81:LEU:HD21	1:D:88:LEU:HB3	1.91	0.51
1:A:19:PHE:CZ	1:A:92:ILE:CA	2.94	0.51
1:L:36:PRO:O	1:L:39:ILE:HG22	2.10	0.51
1:D:93:LYS:HE2	1:D:97:ARG:CZ	2.34	0.51
1:J:73:VAL:HG12	1:J:77:VAL:HG23	1.92	0.51
1:H:372:LEU:HD11	1:H:422:ILE:HG13	1.92	0.51
1:L:372:LEU:HD11	1:L:422:ILE:HG13	1.92	0.51

Continued on next page...

Continued from previous page...

Atom-1	Atom-2	Interatomic distance (Å)	Clash overlap (Å)
1:Q:127:ARG:HH11	1:Q:130:PRO:HG2	1.67	0.51
1:G:295:ASP:C	1:G:297:VAL:N	2.60	0.51
1:I:55:VAL:HG12	1:I:55:VAL:O	2.10	0.51
1:P:253:TRP:HZ3	1:Q:118:GLN:CD	2.11	0.51
1:P:52:LYS:NZ	1:P:52:LYS:CB	2.73	0.51
1:K:1130:UNK:HA	1:K:1145:UNK:O	2.10	0.51
1:J:317:LEU:HB3	1:J:341:TRP:HZ2	1.74	0.51
1:H:304:TYR:OH	2:H:1301:DTP:H8	2.11	0.51
1:F:327:ILE:HD13	1:F:341:TRP:CZ3	2.46	0.51
1:I:192:VAL:O	1:I:196:LEU:N	2.33	0.51
1:P:304:TYR:OH	2:P:1301:DTP:H8	2.11	0.51
1:P:242:LEU:HG	1:P:262:ILE:HG22	1.92	0.51
1:Q:78:GLU:OE2	1:Q:93:LYS:NZ	2.44	0.51
1:G:78:GLU:OE2	1:G:93:LYS:NZ	2.44	0.51
1:P:19:PHE:CZ	1:P:92:ILE:CA	2.94	0.51
1:H:19:PHE:CZ	1:H:92:ILE:CA	2.94	0.51
1:K:12:TYR:CD2	1:K:77:VAL:CG2	2.87	0.51
1:K:78:GLU:OE2	1:K:93:LYS:NZ	2.44	0.51
1:F:35:MET:HE2	1:F:35:MET:CA	2.19	0.51
1:I:43:GLU:O	1:I:46:ASP:C	2.47	0.51
1:A:327:ILE:HD13	1:A:341:TRP:CZ3	2.46	0.51
1:J:45:ILE:CG2	1:J:46:ASP:N	2.72	0.51
1:I:376:PRO:CB	1:I:379:ALA:HB3	2.30	0.51
1:O:264:LEU:HD23	1:O:264:LEU:C	2.29	0.51
1:O:295:ASP:C	1:O:297:VAL:N	2.60	0.51
1:O:55:VAL:HG12	1:O:55:VAL:O	2.10	0.51
1:D:232:LEU:O	1:D:234:SER:N	2.37	0.51
1:F:406:HIS:CD2	1:F:413:LYS:HG3	2.44	0.51
1:A:406:HIS:CD2	1:A:413:LYS:HG3	2.44	0.51
1:H:52:LYS:CB	1:H:52:LYS:NZ	2.73	0.51
1:M:208:THR:OG1	1:M:208:THR:O	2.26	0.51
1:N:148:LEU:CB	1:N:264:LEU:HD21	2.38	0.51
1:N:284:SER:O	1:N:290:MET:CG	2.42	0.51
1:H:242:LEU:HG	1:H:262:ILE:HG22	1.92	0.51
1:P:120:PHE:HD1	1:P:159:TRP:CE3	2.29	0.51
1:P:109:GLN:OE1	1:P:176:PHE:O	2.29	0.51
1:P:327:ILE:HD13	1:P:341:TRP:CZ3	2.46	0.51
1:E:192:VAL:O	1:E:196:LEU:N	2.33	0.51
1:G:73:VAL:HG12	1:G:77:VAL:HG23	1.92	0.51
1:P:43:GLU:O	1:P:46:ASP:C	2.48	0.51
1:E:78:GLU:OE2	1:E:93:LYS:NZ	2.44	0.51

Continued on next page...

Continued from previous page...

Atom-1	Atom-2	Interatomic distance (Å)	Clash overlap (Å)
1:O:43:GLU:O	1:O:46:ASP:C	2.47	0.51
1:A:242:LEU:HG	1:A:262:ILE:HG22	1.93	0.51
1:N:76:PHE:CD1	1:N:76:PHE:C	2.85	0.51
1:D:372:LEU:HD11	1:D:422:ILE:HG13	1.92	0.51
1:G:127:ARG:HH11	1:G:130:PRO:HG2	1.67	0.51
1:I:295:ASP:C	1:I:297:VAL:N	2.60	0.51
1:J:145:LYS:HG2	1:J:279:THR:O	2.10	0.51
1:L:55:VAL:O	1:L:55:VAL:HG12	2.10	0.51
1:J:53:ASP:OD1	1:J:54:ALA:CA	2.55	0.51
1:L:232:LEU:O	1:L:234:SER:N	2.37	0.51
1:G:118:GLN:CD	1:H:253:TRP:HZ3	2.11	0.51
1:E:146:ASN:O	1:E:280:THR:CB	2.46	0.51
1:C:44:GLU:OE2	1:C:64:THR:CB	2.52	0.51
1:D:52:LYS:NZ	1:D:52:LYS:CB	2.73	0.51
1:L:52:LYS:NZ	1:L:52:LYS:CB	2.73	0.51
1:P:192:VAL:O	1:P:196:LEU:N	2.33	0.50
1:H:120:PHE:HD1	1:H:159:TRP:CE3	2.29	0.50
1:H:109:GLN:OE1	1:H:176:PHE:O	2.29	0.50
1:H:327:ILE:HD13	1:H:341:TRP:CZ3	2.46	0.50
1:O:145:LYS:CE	1:O:279:THR:O	2.53	0.50
1:P:78:GLU:OE2	1:P:93:LYS:NZ	2.44	0.50
1:H:43:GLU:O	1:H:46:ASP:C	2.48	0.50
1:H:93:LYS:HE2	1:H:97:ARG:CZ	2.34	0.50
1:E:89:MET:CE	1:E:93:LYS:HG2	2.41	0.50
1:K:43:GLU:C	1:K:46:ASP:H	2.14	0.50
1:K:89:MET:CE	1:K:93:LYS:HG2	2.41	0.50
1:F:43:GLU:C	1:F:46:ASP:H	2.14	0.50
1:F:78:GLU:OE2	1:F:93:LYS:NZ	2.44	0.50
1:O:78:GLU:OE2	1:O:93:LYS:NZ	2.44	0.50
1:L:93:LYS:HE2	1:L:97:ARG:CZ	2.34	0.50
1:J:78:GLU:OE2	1:J:93:LYS:NZ	2.44	0.50
1:N:45:ILE:CG2	1:N:46:ASP:N	2.72	0.50
1:Q:372:LEU:HD11	1:Q:422:ILE:HG13	1.92	0.50
1:M:369:PHE:HE1	1:M:411:VAL:HG23	1.77	0.50
1:G:168:TYR:C	1:G:168:TYR:CD1	2.85	0.50
1:I:264:LEU:HD23	1:I:264:LEU:C	2.29	0.50
1:I:327:ILE:HD13	1:I:341:TRP:CZ3	2.46	0.50
1:O:120:PHE:HD1	1:O:159:TRP:CE3	2.29	0.50
1:O:327:ILE:HD13	1:O:341:TRP:CZ3	2.46	0.50
1:Q:168:TYR:C	1:Q:168:TYR:CD1	2.85	0.50
1:M:268:PHE:O	1:M:272:THR:HG22	2.12	0.50

Continued on next page...

Continued from previous page...

Atom-1	Atom-2	Interatomic distance (Å)	Clash overlap (Å)
1:E:55:VAL:O	1:E:55:VAL:HG12	2.10	0.50
1:E:63:TRP:CZ3	1:E:126:SER:HB3	2.45	0.50
1:L:1130:UNK:HA	1:L:1145:UNK:O	2.10	0.50
1:F:911:UNK:O	1:F:912:UNK:C	2.59	0.50
1:A:911:UNK:O	1:A:912:UNK:C	2.59	0.50
1:N:317:LEU:HB3	1:N:341:TRP:HZ2	1.74	0.50
1:N:349:LEU:O	1:N:352:ILE:CG2	2.59	0.50
1:L:168:TYR:C	1:L:168:TYR:CD1	2.85	0.50
1:D:168:TYR:CD1	1:D:168:TYR:C	2.85	0.50
1:D:109:GLN:OE1	1:D:176:PHE:O	2.29	0.50
1:Q:93:LYS:HE2	1:Q:97:ARG:CZ	2.34	0.50
1:P:93:LYS:HE2	1:P:97:ARG:CZ	2.34	0.50
1:H:78:GLU:OE2	1:H:93:LYS:NZ	2.44	0.50
1:E:19:PHE:CZ	1:E:92:ILE:CA	2.94	0.50
1:C:43:GLU:C	1:C:46:ASP:H	2.14	0.50
1:A:78:GLU:OE2	1:A:93:LYS:NZ	2.44	0.50
1:I:78:GLU:OE2	1:I:93:LYS:NZ	2.44	0.50
1:L:15:ILE:CD1	1:L:92:ILE:HG22	2.40	0.50
1:D:15:ILE:CD1	1:D:92:ILE:HG22	2.40	0.50
1:C:369:PHE:HE1	1:C:411:VAL:HG23	1.77	0.50
1:I:120:PHE:HD1	1:I:159:TRP:CE3	2.29	0.50
1:M:124:ASN:HD22	1:M:125:VAL:N	2.10	0.50
1:C:268:PHE:O	1:C:272:THR:HG22	2.12	0.50
1:D:55:VAL:O	1:D:55:VAL:HG12	2.10	0.50
1:K:55:VAL:O	1:K:55:VAL:HG12	2.10	0.50
1:M:44:GLU:OE2	1:M:64:THR:CB	2.52	0.50
1:J:63:TRP:CZ3	1:J:126:SER:HB3	2.45	0.50
1:D:406:HIS:CD2	1:D:413:LYS:HG3	2.44	0.50
1:E:52:LYS:CB	1:E:52:LYS:NZ	2.73	0.50
1:N:124:ASN:HD22	1:N:125:VAL:N	2.10	0.50
1:N:323:ARG:HG2	1:N:349:LEU:HD11	1.94	0.50
1:J:124:ASN:HD22	1:J:125:VAL:N	2.10	0.50
1:J:174:MET:HE3	1:J:241:LEU:HD13	1.89	0.50
1:J:323:ARG:HG2	1:J:349:LEU:HD11	1.94	0.50
1:J:349:LEU:O	1:J:352:ILE:CG2	2.59	0.50
1:O:174:MET:HE3	1:O:241:LEU:CA	2.36	0.50
1:L:109:GLN:OE1	1:L:176:PHE:O	2.29	0.50
1:O:192:VAL:O	1:O:196:LEU:N	2.33	0.50
1:F:304:TYR:OH	2:F:1301:DTP:H8	2.11	0.50
1:H:39:ILE:CG1	1:H:76:PHE:HB2	2.39	0.50
1:E:39:ILE:CG1	1:E:76:PHE:HB2	2.39	0.50

Continued on next page...

Continued from previous page...

Atom-1	Atom-2	Interatomic distance (Å)	Clash overlap (Å)
1:K:19:PHE:CZ	1:K:92:ILE:CA	2.94	0.50
1:C:89:MET:CE	1:C:93:LYS:HG2	2.41	0.50
1:N:189:PRO:CG	1:N:190:GLU:N	2.73	0.50
1:M:43:GLU:C	1:M:46:ASP:H	2.14	0.50
1:M:89:MET:CE	1:M:93:LYS:HG2	2.41	0.50
1:F:89:MET:CE	1:F:93:LYS:HG2	2.41	0.50
1:F:97:ARG:H	1:F:97:ARG:CD	1.99	0.50
1:A:294:PRO:O	1:A:297:VAL:CG2	2.48	0.50
1:J:43:GLU:C	1:J:46:ASP:H	2.14	0.50
1:J:76:PHE:CD1	1:J:76:PHE:C	2.85	0.50
1:N:81:LEU:HG	1:N:85:TYR:HD2	1.76	0.50
1:N:78:GLU:OE2	1:N:93:LYS:NZ	2.44	0.50
1:G:372:LEU:HD11	1:G:422:ILE:HG13	1.92	0.50
1:K:327:ILE:HD13	1:K:341:TRP:CZ3	2.46	0.50
1:M:317:LEU:HB3	1:M:341:TRP:HZ2	1.74	0.50
1:I:268:PHE:O	1:I:272:THR:HG22	2.12	0.50
1:N:145:LYS:HG2	1:N:279:THR:O	2.10	0.50
1:O:268:PHE:O	1:O:272:THR:HG22	2.12	0.50
1:M:120:PHE:HD1	1:M:159:TRP:CE3	2.29	0.50
1:C:124:ASN:HD22	1:C:125:VAL:N	2.10	0.50
1:N:53:ASP:OD1	1:N:54:ALA:CA	2.55	0.50
1:P:53:ASP:OD1	1:P:55:VAL:N	2.41	0.50
1:K:63:TRP:CZ3	1:K:126:SER:HB3	2.45	0.50
1:L:406:HIS:CD2	1:L:413:LYS:HG3	2.44	0.50
1:K:52:LYS:NZ	1:K:52:LYS:CB	2.73	0.50
1:D:1130:UNK:HA	1:D:1145:UNK:O	2.10	0.50
1:J:109:GLN:O	1:J:110:ARG:C	2.49	0.50
1:L:124:ASN:HD22	1:L:125:VAL:N	2.10	0.50
1:D:127:ARG:HH11	1:D:130:PRO:HG2	1.67	0.50
1:K:192:VAL:O	1:K:196:LEU:N	2.33	0.50
1:J:189:PRO:CG	1:J:190:GLU:N	2.73	0.50
1:E:43:GLU:C	1:E:46:ASP:H	2.14	0.50
1:C:76:PHE:C	1:C:76:PHE:CD1	2.85	0.50
1:M:76:PHE:CD1	1:M:76:PHE:C	2.85	0.50
1:G:354:GLU:O	1:G:357:LEU:N	2.44	0.50
1:A:43:GLU:C	1:A:46:ASP:H	2.14	0.50
1:A:89:MET:CE	1:A:93:LYS:HG2	2.41	0.50
1:A:323:ARG:HG2	1:A:349:LEU:HD11	1.94	0.50
1:J:81:LEU:HG	1:J:85:TYR:HD2	1.76	0.50
1:H:369:PHE:HE1	1:H:411:VAL:HG23	1.77	0.50
1:P:369:PHE:HE1	1:P:411:VAL:HG23	1.77	0.50

Continued on next page...

Continued from previous page...

Atom-1	Atom-2	Interatomic distance (Å)	Clash overlap (Å)
1:E:327:ILE:HD13	1:E:341:TRP:CZ3	2.46	0.50
1:Q:124:ASN:HD22	1:Q:125:VAL:N	2.10	0.50
1:Q:120:PHE:HD1	1:Q:159:TRP:CE3	2.29	0.50
1:C:322:ARG:CZ	1:C:352:ILE:HD12	2.40	0.50
1:C:317:LEU:HB3	1:C:341:TRP:HZ2	1.74	0.50
1:C:323:ARG:HG2	1:C:349:LEU:HD11	1.94	0.50
1:C:349:LEU:O	1:C:352:ILE:CG2	2.59	0.50
1:M:322:ARG:CZ	1:M:352:ILE:HD12	2.40	0.50
1:M:323:ARG:HG2	1:M:349:LEU:HD11	1.94	0.50
1:I:304:TYR:OH	2:I:1301:DTP:H8	2.11	0.50
1:O:304:TYR:OH	2:O:1301:DTP:H8	2.11	0.50
1:F:106:TYR:CD1	1:F:106:TYR:C	2.85	0.50
1:A:106:TYR:CD1	1:A:106:TYR:C	2.85	0.50
1:G:124:ASN:HD22	1:G:125:VAL:N	2.10	0.50
1:C:120:PHE:HD1	1:C:159:TRP:CE3	2.29	0.50
1:N:63:TRP:CZ3	1:N:126:SER:HB3	2.45	0.50
1:O:1130:UNK:HA	1:O:1145:UNK:O	2.10	0.50
1:J:497:LEU:HA	1:J:500:LYS:HD3	1.94	0.50
1:N:109:GLN:O	1:N:110:ARG:C	2.49	0.50
1:J:327:ILE:HD13	1:J:341:TRP:CZ3	2.46	0.50
1:D:124:ASN:HD22	1:D:125:VAL:N	2.10	0.50
1:H:268:PHE:O	1:H:272:THR:HG22	2.11	0.50
1:F:268:PHE:O	1:F:272:THR:HG22	2.11	0.50
1:F:323:ARG:HG2	1:F:349:LEU:HD11	1.94	0.50
1:E:12:TYR:HE2	1:E:77:VAL:HG13	1.54	0.50
1:K:39:ILE:CG1	1:K:76:PHE:HB2	2.39	0.50
1:O:81:LEU:HG	1:O:85:TYR:HD2	1.77	0.50
1:I:81:LEU:HG	1:I:85:TYR:HD2	1.77	0.50
1:O:75:LYS:O	1:O:80:VAL:CG2	2.54	0.50
1:K:354:GLU:O	1:K:357:LEU:N	2.44	0.50
1:A:242:LEU:CD2	1:A:262:ILE:CG2	2.89	0.50
1:A:268:PHE:O	1:A:272:THR:HG22	2.11	0.50
1:J:47:HIS:HD2	1:J:47:HIS:O	1.95	0.50
1:J:82:ARG:CB	1:J:82:ARG:CZ	2.85	0.50
1:N:43:GLU:C	1:N:46:ASP:H	2.14	0.50
1:N:47:HIS:HD2	1:N:47:HIS:O	1.95	0.50
1:N:82:ARG:CB	1:N:82:ARG:CZ	2.85	0.50
1:A:376:PRO:CB	1:A:379:ALA:HB3	2.30	0.50
1:Q:323:ARG:HG2	1:Q:349:LEU:HD11	1.94	0.50
1:Q:349:LEU:O	1:Q:352:ILE:CG2	2.59	0.50
1:M:349:LEU:O	1:M:352:ILE:CG2	2.59	0.50

Continued on next page...

Continued from previous page...

Atom-1	Atom-2	Interatomic distance (Å)	Clash overlap (Å)
1:I:242:LEU:HD21	1:I:262:ILE:HG21	1.94	0.50
1:I:323:ARG:HG2	1:I:349:LEU:HD11	1.94	0.50
1:O:242:LEU:HD21	1:O:262:ILE:HG21	1.94	0.50
1:O:323:ARG:HG2	1:O:349:LEU:HD11	1.94	0.50
1:G:120:PHE:HD1	1:G:159:TRP:CE3	2.29	0.50
1:C:148:LEU:HD23	1:C:282:HIS:HD2	1.72	0.50
1:P:55:VAL:O	1:P:55:VAL:HG12	2.10	0.50
1:J:44:GLU:OE2	1:J:64:THR:CB	2.52	0.50
1:N:497:LEU:HA	1:N:500:LYS:HD3	1.94	0.50
1:C:27:PHE:C	1:C:27:PHE:CD1	2.85	0.50
1:M:27:PHE:CD1	1:M:27:PHE:C	2.85	0.50
1:Q:27:PHE:CD1	1:Q:27:PHE:C	2.85	0.50
1:G:27:PHE:C	1:G:27:PHE:CD1	2.85	0.50
1:I:1130:UNK:HA	1:I:1145:UNK:O	2.10	0.50
1:N:120:PHE:HD1	1:N:159:TRP:CE3	2.29	0.50
1:N:269:LYS:CE	1:N:273:ASP:OD2	2.60	0.50
1:J:242:LEU:HD11	1:J:244:LEU:CD1	2.38	0.50
1:J:269:LYS:CE	1:J:273:ASP:OD2	2.60	0.50
1:P:354:GLU:O	1:P:357:LEU:N	2.44	0.50
1:H:354:GLU:O	1:H:357:LEU:N	2.44	0.50
1:H:322:ARG:CZ	1:H:352:ILE:HD12	2.40	0.50
1:F:148:LEU:HD23	1:F:282:HIS:HD2	1.72	0.50
1:F:120:PHE:HD1	1:F:159:TRP:CE3	2.29	0.50
1:F:245:LEU:CA	1:F:265:THR:HG21	2.22	0.50
1:F:284:SER:O	1:F:285:LEU:CG	2.60	0.50
1:P:39:ILE:CG1	1:P:76:PHE:HB2	2.39	0.50
1:H:76:PHE:C	1:H:76:PHE:CD1	2.85	0.50
1:F:47:HIS:O	1:F:47:HIS:HD2	1.95	0.50
1:A:47:HIS:HD2	1:A:47:HIS:O	1.95	0.50
1:E:354:GLU:O	1:E:357:LEU:N	2.44	0.50
1:I:19:PHE:CZ	1:I:92:ILE:CA	2.94	0.50
1:A:284:SER:O	1:A:285:LEU:CG	2.60	0.50
1:J:39:ILE:N	1:J:75:LYS:HZ3	2.10	0.50
1:N:84:ASN:ND2	1:N:85:TYR:CE2	2.80	0.50
1:J:84:ASN:ND2	1:J:85:TYR:CE2	2.80	0.50
1:F:376:PRO:CB	1:F:379:ALA:HB3	2.30	0.50
1:K:268:PHE:O	1:K:272:THR:HG22	2.12	0.50
1:E:120:PHE:HD1	1:E:159:TRP:CE3	2.29	0.50
1:E:268:PHE:O	1:E:272:THR:HG22	2.12	0.50
1:E:349:LEU:O	1:E:352:ILE:CG2	2.59	0.50
1:G:323:ARG:HG2	1:G:349:LEU:HD11	1.94	0.50

Continued on next page...

Continued from previous page...

Atom-1	Atom-2	Interatomic distance (Å)	Clash overlap (Å)
1:G:349:LEU:O	1:G:352:ILE:CG2	2.59	0.50
1:E:106:TYR:C	1:E:106:TYR:CD1	2.85	0.50
1:F:106:TYR:HE1	1:F:110:ARG:HB2	1.74	0.50
1:A:106:TYR:HE1	1:A:110:ARG:HB2	1.74	0.50
1:H:53:ASP:OD1	1:H:55:VAL:N	2.41	0.50
1:K:365:TYR:HE2	1:K:404:LYS:HB3	1.77	0.50
1:N:109:GLN:OE1	1:N:176:PHE:O	2.29	0.50
1:N:242:LEU:HD11	1:N:244:LEU:CD1	2.38	0.50
1:N:268:PHE:O	1:N:272:THR:HG22	2.11	0.50
1:N:327:ILE:HD13	1:N:341:TRP:CZ3	2.46	0.50
1:J:120:PHE:HD1	1:J:159:TRP:CE3	2.29	0.50
1:J:109:GLN:OE1	1:J:176:PHE:O	2.29	0.50
1:J:268:PHE:O	1:J:272:THR:HG22	2.11	0.50
1:P:268:PHE:O	1:P:272:THR:HG22	2.11	0.50
1:P:322:ARG:CZ	1:P:352:ILE:HD12	2.40	0.50
1:P:76:PHE:CD1	1:P:76:PHE:C	2.85	0.50
1:P:89:MET:CE	1:P:93:LYS:HG2	2.41	0.50
1:P:97:ARG:CG	1:P:97:ARG:NH1	2.73	0.50
1:H:89:MET:CE	1:H:93:LYS:HG2	2.41	0.50
1:K:47:HIS:HD2	1:K:47:HIS:O	1.95	0.50
1:C:19:PHE:CZ	1:C:92:ILE:CA	2.94	0.50
1:M:19:PHE:CZ	1:M:92:ILE:CA	2.94	0.50
1:O:19:PHE:CZ	1:O:92:ILE:CA	2.94	0.50
1:I:47:HIS:HD2	1:I:47:HIS:O	1.95	0.50
1:I:369:PHE:HE1	1:I:411:VAL:HG23	1.77	0.50
1:K:323:ARG:HG2	1:K:349:LEU:HD11	1.94	0.50
1:E:323:ARG:HG2	1:E:349:LEU:HD11	1.94	0.50
1:I:124:ASN:HD22	1:I:125:VAL:N	2.10	0.50
1:I:109:GLN:OE1	1:I:176:PHE:O	2.29	0.50
1:I:349:LEU:O	1:I:352:ILE:CG2	2.59	0.50
1:O:109:GLN:OE1	1:O:176:PHE:O	2.29	0.50
1:O:349:LEU:O	1:O:352:ILE:CG2	2.59	0.50
1:E:168:TYR:CD1	1:E:168:TYR:C	2.85	0.50
1:Q:106:TYR:C	1:Q:106:TYR:CD1	2.85	0.50
1:K:106:TYR:C	1:K:106:TYR:CD1	2.85	0.50
1:C:304:TYR:OH	2:C:1301:DTP:H8	2.11	0.50
1:A:120:PHE:HD1	1:A:159:TRP:CE3	2.29	0.50
1:H:55:VAL:O	1:H:55:VAL:HG12	2.10	0.50
1:C:365:TYR:HE2	1:C:404:LYS:HB3	1.77	0.50
1:E:365:TYR:HE2	1:E:404:LYS:HB3	1.77	0.50
1:Q:365:TYR:HE2	1:Q:404:LYS:HB3	1.77	0.50

Continued on next page...

Continued from previous page...

Atom-1	Atom-2	Interatomic distance (Å)	Clash overlap (Å)
1:K:27:PHE:C	1:K:27:PHE:CD1	2.85	0.50
1:E:27:PHE:CD1	1:E:27:PHE:C	2.85	0.50
1:O:497:LEU:HA	1:O:500:LYS:HD3	1.94	0.50
1:Q:911:UNK:O	1:Q:912:UNK:C	2.59	0.50
1:Q:497:LEU:HA	1:Q:500:LYS:HD3	1.94	0.50
1:Q:497:LEU:O	1:Q:501:ILE:HG22	2.12	0.50
1:D:106:TYR:CD1	1:D:106:TYR:C	2.85	0.50
1:D:120:PHE:HD1	1:D:159:TRP:CE3	2.29	0.50
1:F:294:PRO:O	1:F:297:VAL:CG2	2.48	0.50
1:M:189:PRO:CG	1:M:190:GLU:N	2.73	0.50
1:D:81:LEU:HG	1:D:85:TYR:HD2	1.76	0.50
1:D:84:ASN:ND2	1:D:85:TYR:CE2	2.80	0.50
1:H:97:ARG:NH1	1:H:97:ARG:CG	2.73	0.50
1:L:84:ASN:ND2	1:L:85:TYR:CE2	2.80	0.50
1:E:39:ILE:N	1:E:75:LYS:HZ3	2.10	0.50
1:E:47:HIS:O	1:E:47:HIS:HD2	1.95	0.50
1:C:47:HIS:HD2	1:C:47:HIS:O	1.95	0.50
1:M:47:HIS:HD2	1:M:47:HIS:O	1.95	0.50
1:A:84:ASN:ND2	1:A:85:TYR:CE2	2.80	0.50
1:O:16:LEU:HD12	1:O:92:ILE:HD11	1.93	0.50
1:O:47:HIS:O	1:O:47:HIS:HD2	1.95	0.50
1:I:75:LYS:O	1:I:80:VAL:CG2	2.54	0.50
1:I:76:PHE:CD1	1:I:76:PHE:C	2.85	0.50
1:L:47:HIS:C	1:L:47:HIS:CD2	2.85	0.50
1:D:19:PHE:CZ	1:D:92:ILE:CA	2.94	0.50
1:D:47:HIS:C	1:D:47:HIS:CD2	2.85	0.50
1:K:304:TYR:OH	2:K:1301:DTP:H8	2.11	0.50
1:K:120:PHE:HD1	1:K:159:TRP:CE3	2.29	0.50
1:E:304:TYR:OH	2:E:1301:DTP:H8	2.11	0.50
1:E:242:LEU:HD21	1:E:262:ILE:CG2	2.39	0.50
1:E:269:LYS:CE	1:E:273:ASP:OD2	2.60	0.50
1:L:369:PHE:HE1	1:L:411:VAL:HG23	1.77	0.50
1:Q:304:TYR:OH	2:Q:1301:DTP:H8	2.11	0.50
1:G:106:TYR:CD1	1:G:106:TYR:C	2.85	0.50
1:C:109:GLN:O	1:C:110:ARG:C	2.49	0.50
1:M:109:GLN:O	1:M:110:ARG:C	2.49	0.50
1:O:124:ASN:HD22	1:O:125:VAL:N	2.10	0.50
1:K:168:TYR:CD1	1:K:168:TYR:C	2.85	0.50
1:A:168:TYR:C	1:A:168:TYR:CD1	2.85	0.50
1:G:242:LEU:CD2	1:G:262:ILE:HG21	2.37	0.50
1:M:304:TYR:OH	2:M:1301:DTP:H8	2.11	0.50

Continued on next page...

Continued from previous page...

Atom-1	Atom-2	Interatomic distance (Å)	Clash overlap (Å)
1:D:145:LYS:CE	1:D:279:THR:O	2.53	0.50
1:C:235:LYS:NZ	1:C:235:LYS:N	2.60	0.50
1:I:450:PRO:HA	1:I:453:PHE:HB2	1.94	0.50
1:H:365:TYR:HE2	1:H:404:LYS:HB3	1.77	0.50
1:M:365:TYR:HE2	1:M:404:LYS:HB3	1.77	0.50
1:G:365:TYR:HE2	1:G:404:LYS:HB3	1.77	0.50
1:F:139:LEU:CD2	1:F:139:LEU:N	2.73	0.50
1:G:111:ASP:O	1:G:112:ARG:C	2.50	0.50
1:H:497:LEU:O	1:H:501:ILE:HG22	2.12	0.50
1:E:911:UNK:O	1:E:912:UNK:C	2.59	0.50
1:Q:111:ASP:O	1:Q:112:ARG:C	2.50	0.50
1:G:911:UNK:O	1:G:912:UNK:C	2.59	0.50
1:G:497:LEU:HA	1:G:500:LYS:HD3	1.94	0.50
1:G:497:LEU:O	1:G:501:ILE:HG22	2.12	0.50
1:L:106:TYR:C	1:L:106:TYR:CD1	2.85	0.50
1:L:109:GLN:O	1:L:110:ARG:C	2.49	0.50
1:L:120:PHE:HD1	1:L:159:TRP:CE3	2.29	0.50
1:D:109:GLN:O	1:D:110:ARG:C	2.49	0.50
1:H:295:ASP:C	1:H:297:VAL:N	2.60	0.50
1:G:192:VAL:O	1:G:196:LEU:N	2.33	0.50
1:F:357:LEU:HD13	1:F:430:LYS:NZ	2.09	0.50
1:E:81:LEU:HG	1:E:85:TYR:HD2	1.77	0.50
1:Q:47:HIS:CD2	1:Q:47:HIS:C	2.85	0.50
1:G:47:HIS:C	1:G:47:HIS:CD2	2.85	0.50
1:P:36:PRO:CG	1:P:39:ILE:HG21	2.33	0.50
1:L:81:LEU:HG	1:L:85:TYR:HD2	1.76	0.50
1:K:39:ILE:H	1:K:75:LYS:HZ1	1.55	0.50
1:F:84:ASN:ND2	1:F:85:TYR:CE2	2.80	0.50
1:I:16:LEU:HD12	1:I:92:ILE:HD11	1.93	0.50
1:L:19:PHE:CZ	1:L:92:ILE:CA	2.94	0.50
1:L:47:HIS:O	1:L:47:HIS:HD2	1.95	0.50
1:D:47:HIS:O	1:D:47:HIS:HD2	1.95	0.50
1:O:369:PHE:HE1	1:O:411:VAL:HG23	1.77	0.50
1:K:124:ASN:HD22	1:K:125:VAL:N	2.10	0.50
1:K:269:LYS:CE	1:K:273:ASP:OD2	2.60	0.50
1:Q:242:LEU:CD2	1:Q:262:ILE:HG21	2.37	0.50
1:G:106:TYR:O	1:G:110:ARG:N	2.40	0.50
1:C:109:GLN:OE1	1:C:176:PHE:O	2.29	0.50
1:M:109:GLN:OE1	1:M:176:PHE:O	2.29	0.50
1:O:283:ILE:CG2	1:O:290:MET:HE2	2.42	0.50
1:F:109:GLN:O	1:F:110:ARG:C	2.49	0.50

Continued on next page...

Continued from previous page...

Atom-1	Atom-2	Interatomic distance (Å)	Clash overlap (Å)
1:F:168:TYR:CD1	1:F:168:TYR:C	2.85	0.50
1:L:145:LYS:CE	1:L:279:THR:O	2.53	0.50
1:M:269:LYS:CE	1:M:273:ASP:OD2	2.60	0.50
1:M:148:LEU:HD23	1:M:282:HIS:HD2	1.72	0.50
1:M:235:LYS:N	1:M:235:LYS:NZ	2.60	0.50
1:D:450:PRO:HA	1:D:453:PHE:HB2	1.94	0.50
1:O:450:PRO:HA	1:O:453:PHE:HB2	1.94	0.50
1:P:365:TYR:HE2	1:P:404:LYS:HB3	1.77	0.50
1:N:365:TYR:HE2	1:N:404:LYS:HB3	1.77	0.50
1:P:406:HIS:HD2	1:P:413:LYS:HG2	1.72	0.50
1:H:406:HIS:HD2	1:H:413:LYS:HG2	1.72	0.50
1:A:497:LEU:O	1:A:501:ILE:HG22	2.12	0.50
1:H:27:PHE:C	1:H:27:PHE:CD1	2.85	0.50
1:I:497:LEU:HA	1:I:500:LYS:HD3	1.94	0.50
1:K:911:UNK:O	1:K:912:UNK:C	2.59	0.50
1:J:101:MET:O	1:J:102:MET:C	2.50	0.50
1:P:497:LEU:O	1:P:501:ILE:HG22	2.12	0.50
1:D:268:PHE:O	1:D:272:THR:HG22	2.11	0.49
1:D:323:ARG:HG2	1:D:349:LEU:HD11	1.94	0.49
1:H:174:MET:HE3	1:H:241:LEU:HD13	1.89	0.49
1:F:269:LYS:CE	1:F:273:ASP:OD2	2.60	0.49
1:C:189:PRO:CG	1:C:190:GLU:N	2.73	0.49
1:P:295:ASP:C	1:P:297:VAL:N	2.60	0.49
1:P:323:ARG:HG2	1:P:349:LEU:HD11	1.94	0.49
1:D:353:ILE:HD11	1:D:426:TYR:CB	2.37	0.49
1:Q:89:MET:CE	1:Q:93:LYS:HG2	2.41	0.49
1:E:15:ILE:CD1	1:E:92:ILE:HG22	2.39	0.49
1:C:43:GLU:O	1:C:46:ASP:C	2.47	0.49
1:D:43:GLU:O	1:D:46:ASP:C	2.48	0.49
1:A:269:LYS:CE	1:A:273:ASP:OD2	2.60	0.49
1:N:89:MET:CE	1:N:93:LYS:HG2	2.41	0.49
1:P:376:PRO:CB	1:P:379:ALA:HB3	2.30	0.49
1:K:242:LEU:HD21	1:K:262:ILE:CG2	2.39	0.49
1:D:369:PHE:HE1	1:D:411:VAL:HG23	1.77	0.49
1:E:242:LEU:HD11	1:E:244:LEU:HD11	1.94	0.49
1:Q:268:PHE:O	1:Q:272:THR:HG22	2.12	0.49
1:I:168:TYR:CD1	1:I:168:TYR:C	2.85	0.49
1:I:242:LEU:HD21	1:I:262:ILE:CG2	2.39	0.49
1:O:168:TYR:C	1:O:168:TYR:CD1	2.85	0.49
1:E:106:TYR:HE1	1:E:110:ARG:HB2	1.73	0.49
1:A:109:GLN:O	1:A:110:ARG:C	2.49	0.49

Continued on next page...

Continued from previous page...

Atom-1	Atom-2	Interatomic distance (Å)	Clash overlap (Å)
1:G:268:PHE:O	1:G:272:THR:HG22	2.12	0.49
1:G:304:TYR:OH	2:G:1301:DTP:H8	2.11	0.49
1:C:269:LYS:CE	1:C:273:ASP:OD2	2.60	0.49
1:L:53:ASP:OD1	1:L:55:VAL:N	2.41	0.49
1:L:235:LYS:N	1:L:235:LYS:NZ	2.60	0.49
1:O:253:TRP:HZ3	1:P:118:GLN:CD	2.11	0.49
1:L:450:PRO:HA	1:L:453:PHE:HB2	1.94	0.49
1:N:450:PRO:HA	1:N:453:PHE:HB2	1.94	0.49
1:C:450:PRO:HA	1:C:453:PHE:HB2	1.94	0.49
1:J:365:TYR:HE2	1:J:404:LYS:HB3	1.77	0.49
1:G:139:LEU:N	1:G:139:LEU:CD2	2.73	0.49
1:A:139:LEU:N	1:A:139:LEU:CD2	2.73	0.49
1:P:488:ARG:NH1	1:P:488:ARG:HG2	2.27	0.49
1:F:497:LEU:O	1:F:501:ILE:HG22	2.12	0.49
1:P:27:PHE:CD1	1:P:27:PHE:C	2.85	0.49
1:N:27:PHE:C	1:N:27:PHE:CD1	2.85	0.49
1:J:27:PHE:C	1:J:27:PHE:CD1	2.85	0.49
1:H:497:LEU:HA	1:H:500:LYS:HD3	1.94	0.49
1:N:1187:UNK:O	1:N:1188:UNK:C	2.59	0.49
1:O:1187:UNK:O	1:O:1188:UNK:C	2.59	0.49
1:J:1187:UNK:O	1:J:1188:UNK:C	2.59	0.49
1:I:1187:UNK:O	1:I:1188:UNK:C	2.59	0.49
1:L:106:TYR:HE1	1:L:110:ARG:HB2	1.74	0.49
1:L:268:PHE:O	1:L:272:THR:HG22	2.11	0.49
1:L:323:ARG:HG2	1:L:349:LEU:HD11	1.94	0.49
1:D:269:LYS:CE	1:D:273:ASP:OD2	2.60	0.49
1:H:127:ARG:HH11	1:H:130:PRO:HG2	1.67	0.49
1:H:323:ARG:HG2	1:H:349:LEU:HD11	1.94	0.49
1:A:190:GLU:HB3	1:A:217:ILE:HD11	0.84	0.49
1:P:127:ARG:HH11	1:P:130:PRO:HG2	1.67	0.49
1:L:354:GLU:O	1:L:357:LEU:N	2.44	0.49
1:D:354:GLU:O	1:D:357:LEU:N	2.44	0.49
1:Q:47:HIS:HD2	1:Q:47:HIS:O	1.95	0.49
1:G:89:MET:CE	1:G:93:LYS:HG2	2.41	0.49
1:K:81:LEU:HG	1:K:85:TYR:HD2	1.77	0.49
1:C:47:HIS:C	1:C:47:HIS:CD2	2.85	0.49
1:O:76:PHE:C	1:O:76:PHE:CD1	2.85	0.49
1:D:89:MET:CE	1:D:93:LYS:HG2	2.41	0.49
1:J:47:HIS:CD2	1:J:47:HIS:C	2.85	0.49
1:J:89:MET:CE	1:J:93:LYS:HG2	2.41	0.49
1:N:47:HIS:CD2	1:N:47:HIS:C	2.85	0.49

Continued on next page...

Continued from previous page...

Atom-1	Atom-2	Interatomic distance (Å)	Clash overlap (Å)
1:H:450:PRO:HA	1:H:453:PHE:HB2	1.94	0.49
1:I:375:PHE:HB3	1:I:376:PRO:HD2	1.94	0.49
1:K:369:PHE:HE1	1:K:411:VAL:HG23	1.77	0.49
1:K:284:SER:O	1:K:285:LEU:CG	2.60	0.49
1:E:124:ASN:HD22	1:E:125:VAL:N	2.10	0.49
1:G:109:GLN:O	1:G:110:ARG:C	2.49	0.49
1:Q:109:GLN:O	1:Q:110:ARG:C	2.49	0.49
1:D:235:LYS:N	1:D:235:LYS:NZ	2.60	0.49
1:N:453:PHE:CD2	1:N:461:PRO:HG2	2.48	0.49
1:J:450:PRO:HA	1:J:453:PHE:HB2	1.94	0.49
1:J:453:PHE:CD2	1:J:461:PRO:HG2	2.48	0.49
1:M:450:PRO:HA	1:M:453:PHE:HB2	1.94	0.49
1:H:488:ARG:HG2	1:H:488:ARG:NH1	2.27	0.49
1:G:521:LEU:HD13	1:G:547:PRO:CG	2.42	0.49
1:Q:521:LEU:HD13	1:Q:547:PRO:CG	2.42	0.49
1:D:27:PHE:CD1	1:D:27:PHE:C	2.85	0.49
1:N:101:MET:O	1:N:102:MET:C	2.50	0.49
1:J:297:VAL:CG1	1:J:324:LEU:HD21	2.37	0.49
1:L:269:LYS:CE	1:L:273:ASP:OD2	2.60	0.49
1:D:106:TYR:HE1	1:D:110:ARG:HB2	1.74	0.49
1:D:304:TYR:OH	2:D:1301:DTP:H8	2.11	0.49
1:H:106:TYR:O	1:H:110:ARG:N	2.40	0.49
1:F:190:GLU:HB3	1:F:217:ILE:HD11	0.84	0.49
1:P:106:TYR:O	1:P:110:ARG:N	2.40	0.49
1:P:349:LEU:O	1:P:352:ILE:CG2	2.59	0.49
1:G:47:HIS:HD2	1:G:47:HIS:O	1.95	0.49
1:A:357:LEU:HD13	1:A:430:LYS:NZ	2.09	0.49
1:P:47:HIS:C	1:P:47:HIS:CD2	2.85	0.49
1:H:76:PHE:HD1	1:H:76:PHE:C	2.16	0.49
1:K:15:ILE:CD1	1:K:92:ILE:HG22	2.39	0.49
1:O:84:ASN:ND2	1:O:85:TYR:CE2	2.80	0.49
1:M:43:GLU:O	1:M:46:ASP:C	2.47	0.49
1:F:81:LEU:HG	1:F:85:TYR:HD2	1.76	0.49
1:O:76:PHE:C	1:O:76:PHE:HD1	2.16	0.49
1:I:15:ILE:CD1	1:I:92:ILE:HG22	2.39	0.49
1:I:76:PHE:C	1:I:76:PHE:HD1	2.16	0.49
1:N:76:PHE:HD1	1:N:76:PHE:C	2.16	0.49
1:N:82:ARG:NH2	1:N:86:LYS:HE3	2.26	0.49
1:H:376:PRO:CB	1:H:379:ALA:HB3	2.30	0.49
1:P:450:PRO:HA	1:P:453:PHE:HB2	1.94	0.49
1:O:375:PHE:HB3	1:O:376:PRO:HD2	1.94	0.49

Continued on next page...

Continued from previous page...

Atom-1	Atom-2	Interatomic distance (Å)	Clash overlap (Å)
1:J:369:PHE:HE1	1:J:411:VAL:HG23	1.77	0.49
1:N:369:PHE:HE1	1:N:411:VAL:HG23	1.77	0.49
1:K:242:LEU:HD11	1:K:244:LEU:HD11	1.95	0.49
1:E:284:SER:O	1:E:285:LEU:CG	2.60	0.49
1:Q:242:LEU:HD21	1:Q:262:ILE:HG21	1.94	0.49
1:Q:326:ILE:HG21	1:Q:349:LEU:CD1	2.42	0.49
1:G:326:ILE:HG21	1:G:349:LEU:CD1	2.42	0.49
1:I:269:LYS:CE	1:I:273:ASP:OD2	2.60	0.49
1:O:242:LEU:HD21	1:O:262:ILE:CG2	2.39	0.49
1:Q:106:TYR:O	1:Q:110:ARG:N	2.40	0.49
1:K:106:TYR:HE1	1:K:110:ARG:HB2	1.73	0.49
1:H:118:GLN:CD	1:I:253:TRP:HZ3	2.11	0.49
1:I:453:PHE:CD2	1:I:461:PRO:HG2	2.47	0.49
1:O:453:PHE:CD2	1:O:461:PRO:HG2	2.47	0.49
1:Q:139:LEU:CD2	1:Q:139:LEU:N	2.73	0.49
1:N:497:LEU:O	1:N:501:ILE:HG22	2.12	0.49
1:F:521:LEU:HD13	1:F:547:PRO:CG	2.42	0.49
1:A:521:LEU:HD13	1:A:547:PRO:CG	2.42	0.49
1:L:27:PHE:CD1	1:L:27:PHE:C	2.85	0.49
1:C:52:LYS:NZ	1:C:52:LYS:CB	2.73	0.49
1:J:497:LEU:O	1:J:501:ILE:HG22	2.12	0.49
1:I:497:LEU:O	1:I:501:ILE:HG22	2.12	0.49
1:P:497:LEU:HA	1:P:500:LYS:HD3	1.94	0.49
1:G:208:THR:OG1	1:G:208:THR:O	2.26	0.49
1:M:497:LEU:O	1:M:501:ILE:HG22	2.12	0.49
1:L:304:TYR:OH	2:L:1301:DTP:H8	2.11	0.49
1:L:127:ARG:HH11	1:L:130:PRO:HG2	1.67	0.49
1:H:349:LEU:O	1:H:352:ILE:CG2	2.59	0.49
1:L:353:ILE:HD11	1:L:426:TYR:CB	2.37	0.49
1:Q:192:VAL:O	1:Q:196:LEU:N	2.33	0.49
1:A:354:GLU:O	1:A:357:LEU:N	2.44	0.49
1:P:76:PHE:HD1	1:P:76:PHE:C	2.16	0.49
1:H:36:PRO:CG	1:H:39:ILE:HG21	2.33	0.49
1:H:47:HIS:CD2	1:H:47:HIS:C	2.85	0.49
1:M:39:ILE:HB	1:M:75:LYS:HE2	1.94	0.49
1:M:47:HIS:C	1:M:47:HIS:CD2	2.85	0.49
1:C:81:LEU:HG	1:C:85:TYR:HD2	1.77	0.49
1:L:89:MET:CE	1:L:93:LYS:HG2	2.41	0.49
1:D:12:TYR:CD2	1:D:77:VAL:CG2	2.87	0.49
1:J:19:PHE:CZ	1:J:92:ILE:CA	2.94	0.49
1:J:76:PHE:HD1	1:J:76:PHE:C	2.16	0.49

Continued on next page...

Continued from previous page...

Atom-1	Atom-2	Interatomic distance (Å)	Clash overlap (Å)
1:N:19:PHE:CZ	1:N:92:ILE:CA	2.94	0.49
1:F:369:PHE:HE1	1:F:411:VAL:HG23	1.77	0.49
1:A:369:PHE:HE1	1:A:411:VAL:HG23	1.77	0.49
1:Q:275:LEU:H	1:Q:275:LEU:CD2	1.99	0.49
1:I:326:ILE:HG21	1:I:349:LEU:CD1	2.42	0.49
1:O:269:LYS:CE	1:O:273:ASP:OD2	2.60	0.49
1:G:242:LEU:HD21	1:G:262:ILE:HG21	1.94	0.49
1:M:242:LEU:HD11	1:M:244:LEU:HD11	1.95	0.49
1:D:53:ASP:OD1	1:D:55:VAL:N	2.41	0.49
1:E:139:LEU:CD2	1:E:139:LEU:N	2.73	0.49
1:M:52:LYS:NZ	1:M:52:LYS:CB	2.73	0.49
1:O:27:PHE:C	1:O:27:PHE:CD1	2.85	0.49
1:O:497:LEU:O	1:O:501:ILE:HG22	2.12	0.49
1:F:111:ASP:O	1:F:112:ARG:C	2.50	0.49
1:A:111:ASP:O	1:A:112:ARG:C	2.50	0.49
1:C:497:LEU:O	1:C:501:ILE:HG22	2.12	0.49
1:E:497:LEU:O	1:E:501:ILE:HG22	2.12	0.49
1:P:111:ASP:O	1:P:112:ARG:C	2.50	0.49
1:A:1187:UNK:O	1:A:1188:UNK:C	2.59	0.49
1:N:297:VAL:CG1	1:N:324:LEU:HD21	2.37	0.49
1:N:326:ILE:HG21	1:N:349:LEU:CD1	2.43	0.49
1:L:171:GLN:HE22	1:L:178:ILE:HD13	1.66	0.49
1:L:326:ILE:HG21	1:L:349:LEU:CD1	2.43	0.49
1:D:171:GLN:HE22	1:D:178:ILE:HD13	1.66	0.49
1:D:326:ILE:HG21	1:D:349:LEU:CD1	2.43	0.49
1:H:109:GLN:O	1:H:110:ARG:C	2.49	0.49
1:F:192:VAL:O	1:F:196:LEU:N	2.33	0.49
1:P:106:TYR:C	1:P:106:TYR:CD1	2.85	0.49
1:P:109:GLN:O	1:P:110:ARG:C	2.49	0.49
1:F:354:GLU:O	1:F:357:LEU:N	2.44	0.49
1:H:47:HIS:HD2	1:H:47:HIS:O	1.95	0.49
1:E:12:TYR:CE2	1:E:77:VAL:CB	2.89	0.49
1:C:39:ILE:HB	1:C:75:LYS:HE2	1.94	0.49
1:I:84:ASN:ND2	1:I:85:TYR:CE2	2.80	0.49
1:M:76:PHE:HD1	1:M:76:PHE:C	2.16	0.49
1:A:81:LEU:HG	1:A:85:TYR:HD2	1.76	0.49
1:M:81:LEU:HG	1:M:85:TYR:HD2	1.77	0.49
1:H:81:LEU:HG	1:H:85:TYR:HD2	1.76	0.49
1:L:35:MET:CB	1:L:45:ILE:HG12	2.42	0.49
1:D:35:MET:CB	1:D:45:ILE:HG12	2.42	0.49
1:J:82:ARG:NH2	1:J:86:LYS:HE3	2.26	0.49

Continued on next page...

Continued from previous page...

Atom-1	Atom-2	Interatomic distance (Å)	Clash overlap (Å)
1:H:375:PHE:HB3	1:H:376:PRO:HD2	1.94	0.49
1:H:453:PHE:CD2	1:H:461:PRO:HG2	2.48	0.49
1:P:453:PHE:CD2	1:P:461:PRO:HG2	2.48	0.49
1:Q:375:PHE:HB3	1:Q:376:PRO:HD2	1.94	0.49
1:E:369:PHE:HE1	1:E:411:VAL:HG23	1.77	0.49
1:C:326:ILE:HG21	1:C:349:LEU:CD1	2.42	0.49
1:I:242:LEU:H	1:I:262:ILE:HA	1.78	0.49
1:O:242:LEU:H	1:O:262:ILE:HA	1.78	0.49
1:O:326:ILE:HG21	1:O:349:LEU:CD1	2.42	0.49
1:E:109:GLN:O	1:E:110:ARG:C	2.49	0.49
1:C:242:LEU:HD11	1:C:244:LEU:HD11	1.95	0.49
1:O:235:LYS:N	1:O:235:LYS:NZ	2.60	0.49
1:C:521:LEU:HD13	1:C:547:PRO:CG	2.42	0.49
1:M:521:LEU:HD13	1:M:547:PRO:CG	2.42	0.49
1:K:450:PRO:HA	1:K:453:PHE:HB2	1.94	0.49
1:G:453:PHE:CD2	1:G:461:PRO:HG2	2.47	0.49
1:Q:453:PHE:CD2	1:Q:461:PRO:HG2	2.47	0.49
1:A:365:TYR:HE2	1:A:404:LYS:HB3	1.77	0.49
1:E:406:HIS:ND1	1:E:406:HIS:O	2.46	0.49
1:K:406:HIS:O	1:K:406:HIS:ND1	2.46	0.49
1:K:139:LEU:N	1:K:139:LEU:CD2	2.73	0.49
1:K:497:LEU:O	1:K:501:ILE:HG22	2.12	0.49
1:H:111:ASP:O	1:H:112:ARG:C	2.50	0.49
1:J:326:ILE:HG21	1:J:349:LEU:CD1	2.43	0.49
1:H:106:TYR:CD1	1:H:106:TYR:C	2.85	0.49
1:H:168:TYR:C	1:H:168:TYR:CD1	2.85	0.49
1:P:326:ILE:HG21	1:P:349:LEU:CD1	2.43	0.49
1:I:353:ILE:C	1:I:353:ILE:HD13	2.33	0.49
1:O:353:ILE:C	1:O:353:ILE:HD13	2.33	0.49
1:P:47:HIS:HD2	1:P:47:HIS:O	1.95	0.49
1:J:153:LEU:HD22	1:J:426:TYR:HE1	1.75	0.49
1:C:76:PHE:C	1:C:76:PHE:HD1	2.16	0.49
1:F:47:HIS:CD2	1:F:47:HIS:C	2.85	0.49
1:F:76:PHE:CD1	1:F:76:PHE:C	2.85	0.49
1:A:47:HIS:C	1:A:47:HIS:CD2	2.85	0.49
1:A:76:PHE:CD1	1:A:76:PHE:C	2.85	0.49
1:O:15:ILE:CD1	1:O:92:ILE:HG22	2.39	0.49
1:L:12:TYR:CD2	1:L:77:VAL:CG2	2.87	0.49
1:P:26:ASN:N	1:P:26:ASN:ND2	2.60	0.49
1:J:39:ILE:HB	1:J:75:LYS:HE2	1.94	0.49
1:P:375:PHE:HB3	1:P:376:PRO:HD2	1.94	0.49

Continued on next page...

Continued from previous page...

Atom-1	Atom-2	Interatomic distance (Å)	Clash overlap (Å)
1:G:375:PHE:HB3	1:G:376:PRO:HD2	1.94	0.49
1:F:145:LYS:CE	1:F:279:THR:O	2.53	0.49
1:C:127:ARG:HH11	1:C:130:PRO:HG2	1.67	0.49
1:C:168:TYR:CD1	1:C:168:TYR:C	2.85	0.49
1:M:127:ARG:HH11	1:M:130:PRO:HG2	1.67	0.49
1:M:326:ILE:HG21	1:M:349:LEU:CD1	2.42	0.49
1:C:53:ASP:OD1	1:C:54:ALA:CA	2.55	0.49
1:I:235:LYS:NZ	1:I:235:LYS:N	2.60	0.49
1:P:521:LEU:HD13	1:P:547:PRO:CG	2.42	0.49
1:J:521:LEU:HD13	1:J:547:PRO:CG	2.42	0.49
1:E:450:PRO:HA	1:E:453:PHE:HB2	1.94	0.49
1:Q:450:PRO:HA	1:Q:453:PHE:HB2	1.94	0.49
1:A:406:HIS:O	1:A:406:HIS:ND1	2.46	0.49
1:E:521:LEU:HD13	1:E:547:PRO:CG	2.42	0.49
1:D:521:LEU:HD13	1:D:547:PRO:CG	2.42	0.49
1:F:27:PHE:CD1	1:F:27:PHE:C	2.85	0.49
1:I:27:PHE:C	1:I:27:PHE:CD1	2.85	0.49
1:I:911:UNK:O	1:I:912:UNK:C	2.59	0.49
1:O:869:UNK:O	1:O:870:UNK:CB	2.61	0.49
1:F:1187:UNK:O	1:F:1188:UNK:C	2.59	0.49
1:N:168:TYR:CD1	1:N:168:TYR:C	2.85	0.49
1:J:168:TYR:C	1:J:168:TYR:CD1	2.85	0.49
1:L:196:LEU:HB3	1:L:224:ILE:HG12	1.95	0.49
1:H:124:ASN:HD22	1:H:125:VAL:N	2.10	0.49
1:Q:76:PHE:CD1	1:Q:76:PHE:C	2.85	0.49
1:Q:97:ARG:CG	1:Q:97:ARG:NH1	2.73	0.49
1:G:76:PHE:HD1	1:G:76:PHE:C	2.16	0.49
1:H:15:ILE:CD1	1:H:92:ILE:HG22	2.40	0.49
1:N:882:UNK:N	1:N:883:UNK:N	2.61	0.49
1:J:882:UNK:N	1:J:883:UNK:N	2.61	0.49
1:H:26:ASN:ND2	1:H:26:ASN:N	2.60	0.49
1:C:882:UNK:N	1:C:883:UNK:N	2.61	0.49
1:P:81:LEU:HG	1:P:85:TYR:HD2	1.76	0.49
1:M:882:UNK:N	1:M:883:UNK:N	2.61	0.49
1:N:39:ILE:HB	1:N:75:LYS:HE2	1.94	0.49
1:L:882:UNK:N	1:L:883:UNK:N	2.61	0.49
1:D:882:UNK:N	1:D:883:UNK:N	2.61	0.49
1:Q:376:PRO:CB	1:Q:379:ALA:HB3	2.30	0.49
1:I:322:ARG:CZ	1:I:352:ILE:HD12	2.40	0.49
1:O:322:ARG:CZ	1:O:352:ILE:HD12	2.40	0.49
1:K:109:GLN:O	1:K:110:ARG:C	2.49	0.49

Continued on next page...

Continued from previous page...

Atom-1	Atom-2	Interatomic distance (Å)	Clash overlap (Å)
1:M:242:LEU:HD21	1:M:262:ILE:HG21	1.94	0.49
1:M:242:LEU:H	1:M:262:ILE:HA	1.78	0.49
1:N:521:LEU:HD13	1:N:547:PRO:CG	2.42	0.49
1:E:536:GLU:HA	1:E:539:VAL:HG13	1.95	0.49
1:A:450:PRO:HA	1:A:453:PHE:HB2	1.94	0.49
1:G:450:PRO:HA	1:G:453:PHE:HB2	1.94	0.49
1:F:365:TYR:HE2	1:F:404:LYS:HB3	1.77	0.49
1:F:406:HIS:ND1	1:F:406:HIS:O	2.46	0.49
1:D:406:HIS:ND1	1:D:406:HIS:O	2.46	0.49
1:L:406:HIS:ND1	1:L:406:HIS:O	2.46	0.49
1:K:521:LEU:HD13	1:K:547:PRO:CG	2.42	0.49
1:L:521:LEU:HD13	1:L:547:PRO:CG	2.42	0.49
1:N:52:LYS:CB	1:N:52:LYS:NZ	2.73	0.49
1:A:27:PHE:C	1:A:27:PHE:CD1	2.85	0.49
1:H:911:UNK:O	1:H:912:UNK:C	2.59	0.49
1:Q:208:THR:O	1:Q:208:THR:OG1	2.26	0.49
1:H:869:UNK:O	1:H:870:UNK:CB	2.61	0.49
1:P:869:UNK:O	1:P:870:UNK:CB	2.61	0.49
1:N:304:TYR:OH	2:N:1301:DTP:H8	2.11	0.49
1:D:196:LEU:HB3	1:D:224:ILE:HG12	1.95	0.49
1:H:326:ILE:HG21	1:H:349:LEU:CD1	2.43	0.49
1:F:125:VAL:N	2:F:1301:DTP:HN61	2.06	0.49
1:A:192:VAL:O	1:A:196:LEU:N	2.33	0.49
1:P:124:ASN:HD22	1:P:125:VAL:N	2.10	0.49
1:P:168:TYR:CD1	1:P:168:TYR:C	2.85	0.49
1:Q:76:PHE:HD1	1:Q:76:PHE:C	2.16	0.49
1:G:76:PHE:CD1	1:G:76:PHE:C	2.85	0.49
1:P:35:MET:CA	1:P:35:MET:HE2	2.17	0.49
1:E:35:MET:CB	1:E:45:ILE:HG12	2.42	0.49
1:K:35:MET:CB	1:K:45:ILE:HG12	2.42	0.49
1:M:35:MET:CG	1:M:45:ILE:CD1	2.84	0.49
1:I:89:MET:CE	1:I:93:LYS:HG2	2.41	0.49
1:D:76:PHE:CD1	1:D:76:PHE:C	2.85	0.49
1:J:375:PHE:HB3	1:J:376:PRO:HD2	1.94	0.49
1:N:375:PHE:HB3	1:N:376:PRO:HD2	1.94	0.49
1:K:326:ILE:HG21	1:K:349:LEU:CD1	2.42	0.49
1:E:326:ILE:HG21	1:E:349:LEU:CD1	2.42	0.49
1:Q:269:LYS:CE	1:Q:273:ASP:OD2	2.60	0.49
1:Q:148:LEU:HD22	1:Q:275:LEU:HD23	1.95	0.49
1:M:168:TYR:CD1	1:M:168:TYR:C	2.85	0.49
1:C:242:LEU:HD21	1:C:262:ILE:HG21	1.94	0.49

Continued on next page...

Continued from previous page...

Atom-1	Atom-2	Interatomic distance (Å)	Clash overlap (Å)
1:C:242:LEU:H	1:C:262:ILE:HA	1.78	0.49
1:G:536:GLU:HA	1:G:539:VAL:HG13	1.95	0.49
1:K:536:GLU:HA	1:K:539:VAL:HG13	1.95	0.49
1:F:450:PRO:HA	1:F:453:PHE:HB2	1.94	0.49
1:L:365:TYR:HE2	1:L:404:LYS:HB3	1.77	0.49
1:J:52:LYS:CB	1:J:52:LYS:NZ	2.73	0.49
1:P:1187:UNK:O	1:P:1188:UNK:C	2.59	0.49
1:H:1187:UNK:O	1:H:1188:UNK:C	2.59	0.49
1:O:911:UNK:O	1:O:912:UNK:C	2.59	0.49
1:P:911:UNK:O	1:P:912:UNK:C	2.59	0.49
1:L:911:UNK:O	1:L:912:UNK:C	2.59	0.49
1:M:1187:UNK:O	1:M:1188:UNK:C	2.59	0.49
1:M:911:UNK:O	1:M:912:UNK:C	2.59	0.49
1:N:106:TYR:CD1	1:N:106:TYR:C	2.85	0.49
1:J:304:TYR:OH	2:J:1301:DTP:H8	2.11	0.49
1:M:353:ILE:C	1:M:353:ILE:HD13	2.33	0.49
1:C:353:ILE:HD11	1:C:426:TYR:CB	2.37	0.49
1:H:148:LEU:HD22	1:H:275:LEU:HD23	1.95	0.49
1:P:269:LYS:CE	1:P:273:ASP:OD2	2.60	0.49
1:G:97:ARG:CG	1:G:97:ARG:NH1	2.73	0.49
1:K:12:TYR:CE2	1:K:77:VAL:CB	2.89	0.49
1:F:15:ILE:CD1	1:F:92:ILE:HG22	2.40	0.49
1:O:39:ILE:HB	1:O:75:LYS:HE2	1.94	0.49
1:O:89:MET:CE	1:O:93:LYS:HG2	2.41	0.49
1:A:326:ILE:HG21	1:A:349:LEU:CD1	2.43	0.49
1:J:12:TYR:OH	1:J:93:LYS:HE3	2.07	0.49
1:G:376:PRO:CB	1:G:379:ALA:HB3	2.30	0.49
1:Q:264:LEU:C	1:Q:264:LEU:HD23	2.29	0.49
1:G:269:LYS:CE	1:G:273:ASP:OD2	2.60	0.49
1:G:148:LEU:HD22	1:G:275:LEU:HD23	1.95	0.49
1:A:235:LYS:NZ	1:A:235:LYS:N	2.60	0.49
1:J:235:LYS:N	1:J:235:LYS:NZ	2.60	0.49
1:H:235:LYS:N	1:H:235:LYS:NZ	2.60	0.49
1:P:235:LYS:NZ	1:P:235:LYS:N	2.60	0.49
1:F:235:LYS:NZ	1:F:235:LYS:N	2.60	0.49
1:Q:536:GLU:HA	1:Q:539:VAL:HG13	1.95	0.49
1:F:536:GLU:HA	1:F:539:VAL:HG13	1.95	0.49
1:A:536:GLU:HA	1:A:539:VAL:HG13	1.95	0.49
1:C:453:PHE:CD2	1:C:461:PRO:HG2	2.47	0.49
1:D:365:TYR:HE2	1:D:404:LYS:HB3	1.77	0.49
1:J:414:GLN:OE1	1:J:421:SER:N	2.46	0.49

Continued on next page...

Continued from previous page...

Atom-1	Atom-2	Interatomic distance (Å)	Clash overlap (Å)
1:C:911:UNK:O	1:C:912:UNK:C	2.59	0.49
1:C:1187:UNK:O	1:C:1188:UNK:C	2.59	0.49
1:D:208:THR:OG1	1:D:208:THR:O	2.26	0.49
1:G:869:UNK:O	1:G:870:UNK:CB	2.61	0.49
1:D:911:UNK:O	1:D:912:UNK:C	2.59	0.49
1:D:497:LEU:HA	1:D:500:LYS:HD3	1.94	0.49
1:C:353:ILE:HD13	1:C:353:ILE:C	2.33	0.49
1:H:269:LYS:CE	1:H:273:ASP:OD2	2.60	0.49
1:F:326:ILE:HG21	1:F:349:LEU:CD1	2.43	0.49
1:A:189:PRO:CD	1:A:190:GLU:N	2.73	0.49
1:P:148:LEU:HD22	1:P:275:LEU:HD23	1.95	0.49
1:I:353:ILE:HD11	1:I:426:TYR:CB	2.37	0.49
1:G:15:ILE:CD1	1:G:92:ILE:HG22	2.39	0.49
1:P:15:ILE:CD1	1:P:92:ILE:HG22	2.40	0.49
1:G:81:LEU:HG	1:G:85:TYR:HD2	1.77	0.49
1:C:35:MET:CG	1:C:45:ILE:CD1	2.84	0.49
1:C:84:ASN:ND2	1:C:85:TYR:CE2	2.80	0.49
1:O:12:TYR:OH	1:O:93:LYS:HE3	2.07	0.49
1:I:39:ILE:HB	1:I:75:LYS:HE2	1.94	0.49
1:L:76:PHE:C	1:L:76:PHE:CD1	2.85	0.49
1:N:12:TYR:OH	1:N:93:LYS:HE3	2.07	0.49
1:E:882:UNK:N	1:E:883:UNK:N	2.61	0.49
1:K:882:UNK:N	1:K:883:UNK:N	2.61	0.49
1:Q:369:PHE:HE1	1:Q:411:VAL:HG23	1.77	0.49
1:A:145:LYS:CE	1:A:279:THR:O	2.53	0.49
1:K:317:LEU:CB	1:K:341:TRP:HZ2	2.26	0.49
1:E:317:LEU:CB	1:E:341:TRP:HZ2	2.26	0.49
1:M:106:TYR:CD1	1:M:106:TYR:C	2.85	0.49
1:N:235:LYS:N	1:N:235:LYS:NZ	2.60	0.49
1:M:53:ASP:OD1	1:M:54:ALA:CA	2.55	0.49
1:N:253:TRP:HZ3	1:O:118:GLN:CD	2.11	0.49
1:P:146:ASN:O	1:P:280:THR:CB	2.46	0.49
1:M:453:PHE:CD2	1:M:461:PRO:HG2	2.47	0.49
1:A:131:TYR:C	1:A:131:TYR:HD1	2.17	0.49
1:Q:406:HIS:O	1:Q:406:HIS:ND1	2.46	0.49
1:G:406:HIS:O	1:G:406:HIS:ND1	2.46	0.49
1:Q:869:UNK:O	1:Q:870:UNK:CB	2.61	0.49
1:P:414:GLN:OE1	1:P:421:SER:N	2.46	0.49
1:J:911:UNK:O	1:J:912:UNK:C	2.59	0.49
1:I:101:MET:O	1:I:102:MET:C	2.50	0.49
1:N:414:GLN:OE1	1:N:421:SER:N	2.46	0.49

Continued on next page...

Continued from previous page...

Atom-1	Atom-2	Interatomic distance (Å)	Clash overlap (Å)
1:H:414:GLN:OE1	1:H:421:SER:N	2.46	0.49
1:L:497:LEU:HA	1:L:500:LYS:HD3	1.94	0.49
1:L:497:LEU:O	1:L:501:ILE:HG22	2.12	0.49
1:J:106:TYR:C	1:J:106:TYR:CD1	2.85	0.48
1:L:284:SER:O	1:L:285:LEU:CG	2.60	0.48
1:L:317:LEU:CB	1:L:341:TRP:HZ2	2.26	0.48
1:D:317:LEU:CB	1:D:341:TRP:HZ2	2.26	0.48
1:E:241:LEU:CG	1:E:263:LEU:HD23	2.41	0.48
1:F:148:LEU:HD22	1:F:275:LEU:HD23	1.95	0.48
1:E:189:PRO:CD	1:E:190:GLU:N	2.73	0.48
1:I:882:UNK:N	1:I:883:UNK:N	2.61	0.48
1:K:76:PHE:CD1	1:K:76:PHE:C	2.85	0.48
1:O:882:UNK:N	1:O:883:UNK:N	2.61	0.48
1:F:35:MET:CB	1:F:45:ILE:HG12	2.42	0.48
1:A:35:MET:CB	1:A:45:ILE:HG12	2.42	0.48
1:I:12:TYR:OH	1:I:93:LYS:HE3	2.07	0.48
1:M:84:ASN:ND2	1:M:85:TYR:CE2	2.80	0.48
1:L:76:PHE:C	1:L:76:PHE:HD1	2.16	0.48
1:A:148:LEU:HD22	1:A:275:LEU:HD23	1.95	0.48
1:K:301:LEU:HG	1:K:324:LEU:CD1	2.33	0.48
1:M:171:GLN:HE22	1:M:178:ILE:HD13	1.66	0.48
1:O:106:TYR:CD1	1:O:106:TYR:C	2.85	0.48
1:G:264:LEU:C	1:G:264:LEU:HD23	2.29	0.48
1:M:264:LEU:HD23	1:M:264:LEU:C	2.29	0.48
1:C:264:LEU:HD23	1:C:264:LEU:C	2.29	0.48
1:A:124:ASN:HD22	1:A:125:VAL:N	2.10	0.48
1:O:146:ASN:O	1:O:280:THR:CB	2.46	0.48
1:E:453:PHE:CD2	1:E:461:PRO:HG2	2.47	0.48
1:K:131:TYR:HD1	1:K:131:TYR:C	2.17	0.48
1:F:131:TYR:HD1	1:F:131:TYR:C	2.17	0.48
1:K:488:ARG:HG2	1:K:488:ARG:NH1	2.27	0.48
1:E:497:LEU:HA	1:E:500:LYS:HD3	1.94	0.48
1:K:497:LEU:HA	1:K:500:LYS:HD3	1.94	0.48
1:Q:414:GLN:OE1	1:Q:421:SER:N	2.46	0.48
1:F:869:UNK:O	1:F:870:UNK:CB	2.61	0.48
1:G:414:GLN:OE1	1:G:421:SER:N	2.46	0.48
1:H:196:LEU:HB3	1:H:224:ILE:HG12	1.95	0.48
1:P:353:ILE:C	1:P:353:ILE:HD13	2.33	0.48
1:D:284:SER:O	1:D:285:LEU:CG	2.60	0.48
1:M:353:ILE:HD11	1:M:426:TYR:CB	2.37	0.48
1:F:124:ASN:HD22	1:F:125:VAL:N	2.10	0.48

Continued on next page...

Continued from previous page...

Atom-1	Atom-2	Interatomic distance (Å)	Clash overlap (Å)
1:Q:35:MET:CB	1:Q:45:ILE:HG12	2.42	0.48
1:J:353:ILE:C	1:J:353:ILE:HD13	2.33	0.48
1:N:353:ILE:C	1:N:353:ILE:HD13	2.33	0.48
1:Q:353:ILE:HD13	1:Q:353:ILE:C	2.33	0.48
1:E:76:PHE:CD1	1:E:76:PHE:C	2.85	0.48
1:Q:81:LEU:HG	1:Q:85:TYR:HD2	1.77	0.48
1:E:87:PHE:CZ	1:Q:88:LEU:HD12	2.41	0.48
1:C:12:TYR:CD2	1:C:77:VAL:CG2	2.87	0.48
1:G:353:ILE:HD13	1:G:353:ILE:C	2.33	0.48
1:A:15:ILE:CD1	1:A:92:ILE:HG22	2.40	0.48
1:A:82:ARG:CB	1:A:82:ARG:CZ	2.85	0.48
1:D:76:PHE:C	1:D:76:PHE:HD1	2.16	0.48
1:F:375:PHE:HB3	1:F:376:PRO:HD2	1.94	0.48
1:A:375:PHE:HB3	1:A:376:PRO:HD2	1.94	0.48
1:C:106:TYR:CD1	1:C:106:TYR:C	2.85	0.48
1:C:171:GLN:HE22	1:C:178:ILE:HD13	1.66	0.48
1:I:106:TYR:CD1	1:I:106:TYR:C	2.85	0.48
1:I:148:LEU:HD22	1:I:275:LEU:HD23	1.95	0.48
1:O:148:LEU:HD22	1:O:275:LEU:HD23	1.95	0.48
1:D:536:GLU:HA	1:D:539:VAL:HG13	1.95	0.48
1:H:146:ASN:O	1:H:280:THR:CB	2.46	0.48
1:L:453:PHE:CD2	1:L:461:PRO:HG2	2.48	0.48
1:D:453:PHE:CD2	1:D:461:PRO:HG2	2.48	0.48
1:K:453:PHE:CD2	1:K:461:PRO:HG2	2.47	0.48
1:A:453:PHE:CD2	1:A:461:PRO:HG2	2.48	0.48
1:Q:449:ILE:O	1:Q:452:THR:OG1	2.27	0.48
1:E:131:TYR:HD1	1:E:131:TYR:C	2.17	0.48
1:Q:131:TYR:HD1	1:Q:131:TYR:C	2.17	0.48
1:O:365:TYR:HE2	1:O:404:LYS:HB3	1.77	0.48
1:H:139:LEU:N	1:H:139:LEU:CD2	2.73	0.48
1:C:990:UNK:C	1:C:992:UNK:N	2.76	0.48
1:M:990:UNK:C	1:M:992:UNK:N	2.76	0.48
1:D:497:LEU:O	1:D:501:ILE:HG22	2.12	0.48
1:A:869:UNK:O	1:A:870:UNK:CB	2.61	0.48
1:N:911:UNK:O	1:N:912:UNK:C	2.59	0.48
1:L:414:GLN:OE1	1:L:421:SER:N	2.46	0.48
1:O:101:MET:O	1:O:102:MET:C	2.50	0.48
1:J:111:ASP:O	1:J:112:ARG:C	2.50	0.48
1:F:414:GLN:OE1	1:F:421:SER:N	2.46	0.48
1:J:322:ARG:CZ	1:J:352:ILE:HD12	2.40	0.48
1:P:196:LEU:HB3	1:P:224:ILE:HG12	1.95	0.48

Continued on next page...

Continued from previous page...

Atom-1	Atom-2	Interatomic distance (Å)	Clash overlap (Å)
1:H:353:ILE:HD13	1:H:353:ILE:C	2.33	0.48
1:D:190:GLU:CA	1:D:217:ILE:CD1	2.63	0.48
1:K:241:LEU:CG	1:K:263:LEU:HD23	2.41	0.48
1:H:325:SER:CB	2:H:1301:DTP:H2'1	2.44	0.48
1:F:189:PRO:CD	1:F:190:GLU:N	2.73	0.48
1:F:269:LYS:HA	1:F:272:THR:CG2	2.44	0.48
1:I:196:LEU:HB3	1:I:224:ILE:HG12	1.95	0.48
1:P:325:SER:CB	2:P:1301:DTP:H2'1	2.44	0.48
1:P:317:LEU:HB3	1:P:341:TRP:HZ2	1.74	0.48
1:O:353:ILE:HD11	1:O:426:TYR:CB	2.37	0.48
1:F:353:ILE:C	1:F:353:ILE:HD13	2.33	0.48
1:Q:15:ILE:CD1	1:Q:92:ILE:HG22	2.39	0.48
1:G:35:MET:CB	1:G:45:ILE:HG12	2.42	0.48
1:A:353:ILE:C	1:A:353:ILE:HD13	2.33	0.48
1:F:82:ARG:CB	1:F:82:ARG:CZ	2.85	0.48
1:F:95:GLU:O	1:F:96:GLN:C	2.52	0.48
1:A:39:ILE:HB	1:A:75:LYS:HE2	1.94	0.48
1:A:75:LYS:O	1:A:80:VAL:CG2	2.54	0.48
1:O:35:MET:CG	1:O:45:ILE:CD1	2.84	0.48
1:O:47:HIS:CD2	1:O:47:HIS:C	2.85	0.48
1:A:269:LYS:HA	1:A:272:THR:CG2	2.44	0.48
1:J:15:ILE:CD1	1:J:92:ILE:HG22	2.40	0.48
1:G:369:PHE:HE1	1:G:411:VAL:HG23	1.77	0.48
1:E:381:ILE:CG2	1:E:422:ILE:HD11	2.44	0.48
1:K:381:ILE:CG2	1:K:422:ILE:HD11	2.44	0.48
1:Q:269:LYS:HA	1:Q:272:THR:CG2	2.44	0.48
1:M:283:ILE:CG2	1:M:290:MET:HE2	2.44	0.48
1:I:109:GLN:O	1:I:110:ARG:C	2.49	0.48
1:O:294:PRO:O	1:O:297:VAL:CG2	2.48	0.48
1:G:269:LYS:HA	1:G:272:THR:CG2	2.44	0.48
1:L:536:GLU:HA	1:L:539:VAL:HG13	1.95	0.48
1:I:118:GLN:CD	1:J:253:TRP:HZ3	2.11	0.48
1:M:253:TRP:HZ3	1:N:118:GLN:CD	2.11	0.48
1:F:453:PHE:CD2	1:F:461:PRO:HG2	2.48	0.48
1:G:131:TYR:HD1	1:G:131:TYR:C	2.17	0.48
1:M:406:HIS:O	1:M:406:HIS:ND1	2.46	0.48
1:C:406:HIS:ND1	1:C:406:HIS:O	2.46	0.48
1:E:488:ARG:NH1	1:E:488:ARG:HG2	2.27	0.48
1:M:497:LEU:HA	1:M:500:LYS:HD3	1.94	0.48
1:D:414:GLN:OE1	1:D:421:SER:N	2.46	0.48
1:L:208:THR:OG1	1:L:208:THR:O	2.26	0.48

Continued on next page...

Continued from previous page...

Atom-1	Atom-2	Interatomic distance (Å)	Clash overlap (Å)
1:K:705:UNK:HA	1:K:717:UNK:O	2.14	0.48
1:E:705:UNK:HA	1:E:717:UNK:O	2.14	0.48
1:F:705:UNK:HA	1:F:717:UNK:O	2.14	0.48
1:A:414:GLN:OE1	1:A:421:SER:N	2.46	0.48
1:A:705:UNK:HA	1:A:717:UNK:O	2.14	0.48
1:E:101:MET:O	1:E:102:MET:C	2.50	0.48
1:D:242:LEU:HD11	1:D:244:LEU:CD1	2.38	0.48
1:O:196:LEU:HB3	1:O:224:ILE:HG12	1.95	0.48
1:H:129:GLN:N	1:H:130:PRO:CD	2.77	0.48
1:P:129:GLN:N	1:P:130:PRO:CD	2.77	0.48
1:K:189:PRO:CD	1:K:190:GLU:N	2.73	0.48
1:Q:12:TYR:HE2	1:Q:77:VAL:HG13	1.54	0.48
1:K:26:ASN:ND2	1:K:26:ASN:N	2.60	0.48
1:P:35:MET:CB	1:P:45:ILE:HG12	2.42	0.48
1:H:39:ILE:HB	1:H:75:LYS:HE2	1.94	0.48
1:J:354:GLU:O	1:J:357:LEU:N	2.44	0.48
1:N:354:GLU:O	1:N:357:LEU:N	2.44	0.48
1:F:39:ILE:HB	1:F:75:LYS:HE2	1.94	0.48
1:A:95:GLU:O	1:A:96:GLN:C	2.52	0.48
1:I:47:HIS:CD2	1:I:47:HIS:C	2.85	0.48
1:I:87:PHE:CZ	1:M:88:LEU:HD12	2.41	0.48
1:D:39:ILE:HB	1:D:75:LYS:HE2	1.94	0.48
1:J:93:LYS:HE2	1:J:97:ARG:CZ	2.34	0.48
1:H:381:ILE:CG2	1:H:422:ILE:HD11	2.44	0.48
1:P:381:ILE:CG2	1:P:422:ILE:HD11	2.44	0.48
1:C:318:THR:HG22	1:C:319:THR:CB	2.43	0.48
1:M:318:THR:HG22	1:M:319:THR:CB	2.43	0.48
1:I:242:LEU:HD11	1:I:244:LEU:HD11	1.94	0.48
1:M:156:GLY:HA2	2:M:1301:DTP:PA	2.53	0.48
1:C:156:GLY:HA2	2:C:1301:DTP:PA	2.53	0.48
1:I:146:ASN:O	1:I:280:THR:CB	2.46	0.48
1:I:365:TYR:HE2	1:I:404:LYS:HB3	1.77	0.48
1:P:139:LEU:N	1:P:139:LEU:CD2	2.73	0.48
1:F:497:LEU:HA	1:F:500:LYS:HD3	1.94	0.48
1:E:869:UNK:O	1:E:870:UNK:CB	2.61	0.48
1:N:111:ASP:O	1:N:112:ARG:C	2.50	0.48
1:G:705:UNK:HA	1:G:717:UNK:O	2.14	0.48
1:K:101:MET:O	1:K:102:MET:C	2.50	0.48
1:E:111:ASP:O	1:E:112:ARG:C	2.50	0.48
1:Q:705:UNK:HA	1:Q:717:UNK:O	2.14	0.48
1:N:322:ARG:CZ	1:N:352:ILE:HD12	2.40	0.48

Continued on next page...

Continued from previous page...

Atom-1	Atom-2	Interatomic distance (Å)	Clash overlap (Å)
1:L:124:ASN:CA	1:L:159:TRP:HZ3	2.26	0.48
1:D:124:ASN:CA	1:D:159:TRP:HZ3	2.26	0.48
1:H:156:GLY:HA2	2:H:1301:DTP:PA	2.53	0.48
1:H:269:LYS:HA	1:H:272:THR:CG2	2.44	0.48
1:P:156:GLY:HA2	2:P:1301:DTP:PA	2.53	0.48
1:P:269:LYS:HA	1:P:272:THR:CG2	2.44	0.48
1:I:357:LEU:HD12	1:I:430:LYS:HZ1	1.47	0.48
1:D:353:ILE:HD13	1:D:353:ILE:C	2.33	0.48
1:E:26:ASN:ND2	1:E:26:ASN:N	2.60	0.48
1:Q:96:GLN:HG3	1:Q:97:ARG:NH1	2.29	0.48
1:G:96:GLN:HG3	1:G:97:ARG:NH1	2.29	0.48
1:K:84:ASN:ND2	1:K:85:TYR:CE2	2.80	0.48
1:G:87:PHE:CZ	1:K:88:LEU:HD12	2.41	0.48
1:P:39:ILE:HB	1:P:75:LYS:HE2	1.94	0.48
1:J:192:VAL:O	1:J:196:LEU:N	2.33	0.48
1:E:47:HIS:C	1:E:47:HIS:CD2	2.85	0.48
1:G:88:LEU:HD12	1:K:87:PHE:CZ	2.41	0.48
1:K:47:HIS:C	1:K:47:HIS:CD2	2.85	0.48
1:M:12:TYR:CD2	1:M:77:VAL:CG2	2.87	0.48
1:F:76:PHE:HD1	1:F:76:PHE:C	2.16	0.48
1:C:88:LEU:HD12	1:O:87:PHE:CZ	2.41	0.48
1:K:149:ILE:O	1:K:266:THR:N	2.41	0.48
1:E:301:LEU:HG	1:E:324:LEU:CD1	2.33	0.48
1:M:381:ILE:CG2	1:M:422:ILE:HD11	2.44	0.48
1:C:381:ILE:CG2	1:C:422:ILE:HD11	2.44	0.48
1:O:109:GLN:O	1:O:110:ARG:C	2.49	0.48
1:Q:235:LYS:NZ	1:Q:235:LYS:N	2.60	0.48
1:K:235:LYS:NZ	1:K:235:LYS:N	2.60	0.48
1:P:536:GLU:HA	1:P:539:VAL:HG13	1.95	0.48
1:H:536:GLU:HA	1:H:539:VAL:HG13	1.95	0.48
1:I:521:LEU:HD13	1:I:547:PRO:CG	2.42	0.48
1:Q:146:ASN:O	1:Q:280:THR:CB	2.46	0.48
1:A:146:ASN:O	1:A:280:THR:CB	2.46	0.48
1:G:449:ILE:O	1:G:452:THR:OG1	2.27	0.48
1:D:59:LEU:HD23	1:D:59:LEU:HA	1.72	0.48
1:G:546:LEU:HB3	1:G:547:PRO:HD3	1.96	0.48
1:Q:546:LEU:HB3	1:Q:547:PRO:HD3	1.96	0.48
1:C:497:LEU:HA	1:C:500:LYS:HD3	1.94	0.48
1:K:869:UNK:O	1:K:870:UNK:CB	2.61	0.48
1:A:101:MET:O	1:A:102:MET:C	2.50	0.48
1:O:111:ASP:O	1:O:112:ARG:C	2.50	0.48

Continued on next page...

Continued from previous page...

Atom-1	Atom-2	Interatomic distance (Å)	Clash overlap (Å)
1:O:414:GLN:OE1	1:O:421:SER:N	2.46	0.48
1:K:111:ASP:O	1:K:112:ARG:C	2.50	0.48
1:F:101:MET:O	1:F:102:MET:C	2.50	0.48
1:N:156:GLY:HA2	2:N:1301:DTP:PA	2.53	0.48
1:J:156:GLY:HA2	2:J:1301:DTP:PA	2.53	0.48
1:J:284:SER:CA	1:J:285:LEU:HD22	2.33	0.48
1:L:190:GLU:CA	1:L:217:ILE:CD1	2.63	0.48
1:L:283:ILE:CG2	1:L:290:MET:HE2	2.43	0.48
1:A:196:LEU:HB3	1:A:224:ILE:HG12	1.95	0.48
1:L:353:ILE:C	1:L:353:ILE:HD13	2.33	0.48
1:O:357:LEU:HD12	1:O:430:LYS:HZ1	1.47	0.48
1:H:35:MET:CB	1:H:45:ILE:HG12	2.42	0.48
1:Q:153:LEU:C	1:Q:153:LEU:HD23	2.34	0.48
1:E:39:ILE:HB	1:E:75:LYS:HE2	1.94	0.48
1:K:39:ILE:HB	1:K:75:LYS:HE2	1.94	0.48
1:G:153:LEU:HD23	1:G:153:LEU:C	2.34	0.48
1:A:76:PHE:HD1	1:A:76:PHE:C	2.16	0.48
1:O:35:MET:CB	1:O:45:ILE:HG12	2.42	0.48
1:L:39:ILE:HB	1:L:75:LYS:HE2	1.94	0.48
1:D:39:ILE:N	1:D:75:LYS:HZ3	2.10	0.48
1:N:15:ILE:CD1	1:N:92:ILE:HG22	2.40	0.48
1:O:381:ILE:CG2	1:O:422:ILE:HD11	2.44	0.48
1:I:381:ILE:CG2	1:I:422:ILE:HD11	2.44	0.48
1:E:375:PHE:HB3	1:E:376:PRO:HD2	1.94	0.48
1:K:375:PHE:HB3	1:K:376:PRO:HD2	1.94	0.48
1:K:269:LYS:HA	1:K:272:THR:CG2	2.44	0.48
1:E:269:LYS:HA	1:E:272:THR:CG2	2.44	0.48
1:E:284:SER:CA	1:E:285:LEU:HD22	2.33	0.48
1:M:375:PHE:HB3	1:M:376:PRO:HD2	1.94	0.48
1:Q:156:GLY:HA2	2:Q:1301:DTP:PA	2.53	0.48
1:I:294:PRO:O	1:I:297:VAL:CG2	2.48	0.48
1:O:242:LEU:HD11	1:O:244:LEU:HD11	1.95	0.48
1:G:125:VAL:N	2:G:1301:DTP:HN61	2.06	0.48
1:G:156:GLY:HA2	2:G:1301:DTP:PA	2.53	0.48
1:M:124:ASN:CA	1:M:159:TRP:HZ3	2.26	0.48
1:C:124:ASN:CA	1:C:159:TRP:HZ3	2.26	0.48
1:C:260:CYS:HB3	1:C:262:ILE:CG2	2.42	0.48
1:G:235:LYS:N	1:G:235:LYS:NZ	2.60	0.48
1:E:235:LYS:N	1:E:235:LYS:NZ	2.60	0.48
1:O:521:LEU:HD13	1:O:547:PRO:CG	2.42	0.48
1:P:274:PHE:CE1	1:Q:118:GLN:HB3	2.49	0.48

Continued on next page...

Continued from previous page...

Atom-1	Atom-2	Interatomic distance (Å)	Clash overlap (Å)
1:C:253:TRP:HZ3	1:J:118:GLN:CD	2.11	0.48
1:F:146:ASN:O	1:F:280:THR:CB	2.46	0.48
1:A:497:LEU:HA	1:A:500:LYS:HD3	1.94	0.48
1:E:990:UNK:C	1:E:992:UNK:N	2.76	0.48
1:K:990:UNK:C	1:K:992:UNK:N	2.76	0.48
1:M:414:GLN:OE1	1:M:421:SER:N	2.46	0.48
1:I:111:ASP:O	1:I:112:ARG:C	2.50	0.48
1:C:414:GLN:OE1	1:C:421:SER:N	2.46	0.48
1:N:301:LEU:HG	1:N:324:LEU:CD1	2.34	0.48
1:L:242:LEU:HD11	1:L:244:LEU:CD1	2.38	0.48
1:D:283:ILE:CG2	1:D:290:MET:HE2	2.43	0.48
1:H:317:LEU:CB	1:H:341:TRP:HZ2	2.26	0.48
1:F:196:LEU:HB3	1:F:224:ILE:HG12	1.95	0.48
1:F:325:SER:CB	2:F:1301:DTP:H2'1	2.44	0.48
1:P:124:ASN:CA	1:P:159:TRP:HZ3	2.26	0.48
1:P:317:LEU:CB	1:P:341:TRP:HZ2	2.26	0.48
1:O:354:GLU:O	1:O:357:LEU:N	2.44	0.48
1:E:84:ASN:ND2	1:E:85:TYR:CE2	2.80	0.48
1:E:88:LEU:HD12	1:Q:87:PHE:CZ	2.41	0.48
1:F:75:LYS:O	1:F:80:VAL:CG2	2.54	0.48
1:K:124:ASN:CA	1:K:159:TRP:HZ3	2.26	0.48
1:K:325:SER:CB	2:K:1301:DTP:H2'1	2.44	0.48
1:D:375:PHE:HB3	1:D:376:PRO:HD2	1.94	0.48
1:E:124:ASN:CA	1:E:159:TRP:HZ3	2.26	0.48
1:E:325:SER:CB	2:E:1301:DTP:H2'1	2.44	0.48
1:E:125:VAL:N	2:E:1301:DTP:HN61	2.06	0.48
1:C:375:PHE:HB3	1:C:376:PRO:HD2	1.94	0.48
1:Q:125:VAL:N	2:Q:1301:DTP:HN61	2.06	0.48
1:I:156:GLY:HA2	2:I:1301:DTP:PA	2.53	0.48
1:I:124:ASN:CA	1:I:159:TRP:HZ3	2.26	0.48
1:O:284:SER:O	1:O:285:LEU:CG	2.60	0.48
1:E:118:GLN:HB3	1:F:274:PHE:CE1	2.49	0.48
1:A:274:PHE:CE1	1:K:118:GLN:HB3	2.49	0.48
1:G:118:GLN:HB3	1:H:274:PHE:CE1	2.49	0.48
1:G:146:ASN:O	1:G:280:THR:CB	2.46	0.48
1:O:406:HIS:HD2	1:O:413:LYS:HG2	1.72	0.48
1:Q:488:ARG:HG2	1:Q:488:ARG:NH1	2.27	0.48
1:F:546:LEU:HB3	1:F:547:PRO:HD3	1.96	0.48
1:A:546:LEU:HB3	1:A:547:PRO:HD3	1.96	0.48
1:C:52:LYS:HZ3	1:C:52:LYS:CA	2.27	0.48
1:A:155:SER:O	1:A:156:GLY:C	2.52	0.48

Continued on next page...

Continued from previous page...

Atom-1	Atom-2	Interatomic distance (Å)	Clash overlap (Å)
1:I:414:GLN:OE1	1:I:421:SER:N	2.46	0.48
1:H:705:UNK:HA	1:H:717:UNK:O	2.14	0.48
1:L:243:VAL:HG12	1:L:263:LEU:CG	2.34	0.48
1:L:269:LYS:HA	1:L:272:THR:CG2	2.44	0.48
1:D:269:LYS:HA	1:D:272:THR:CG2	2.44	0.48
1:H:124:ASN:CA	1:H:159:TRP:HZ3	2.26	0.48
1:H:317:LEU:HB3	1:H:341:TRP:HZ2	1.74	0.48
1:F:155:SER:O	1:F:156:GLY:C	2.52	0.48
1:I:354:GLU:O	1:I:357:LEU:N	2.44	0.48
1:O:26:ASN:ND2	1:O:26:ASN:N	2.60	0.48
1:I:35:MET:CB	1:I:45:ILE:HG12	2.42	0.48
1:A:174:MET:HE1	1:A:241:LEU:CD1	2.43	0.48
1:A:243:VAL:HG12	1:A:263:LEU:CG	2.34	0.48
1:A:244:LEU:N	1:A:244:LEU:CD1	2.77	0.48
1:J:73:VAL:O	1:J:76:PHE:HB3	2.14	0.48
1:N:73:VAL:O	1:N:76:PHE:HB3	2.14	0.48
1:N:75:LYS:O	1:N:80:VAL:CG2	2.54	0.48
1:K:156:GLY:HA2	2:K:1301:DTP:PA	2.53	0.48
1:K:242:LEU:HD21	1:K:262:ILE:HG21	1.94	0.48
1:E:156:GLY:HA2	2:E:1301:DTP:PA	2.53	0.48
1:E:149:ILE:O	1:E:266:THR:N	2.41	0.48
1:L:375:PHE:HB3	1:L:376:PRO:HD2	1.94	0.48
1:Q:325:SER:CB	2:Q:1301:DTP:H2'1	2.44	0.48
1:C:284:SER:O	1:C:285:LEU:CG	2.60	0.48
1:M:284:SER:O	1:M:285:LEU:CG	2.60	0.48
1:I:269:LYS:HA	1:I:272:THR:CG2	2.44	0.48
1:I:284:SER:O	1:I:285:LEU:CG	2.60	0.48
1:O:156:GLY:HA2	2:O:1301:DTP:PA	2.53	0.48
1:O:124:ASN:CA	1:O:159:TRP:HZ3	2.26	0.48
1:O:269:LYS:HA	1:O:272:THR:CG2	2.44	0.48
1:O:317:LEU:CB	1:O:341:TRP:HZ2	2.26	0.48
1:E:106:TYR:O	1:E:110:ARG:N	2.40	0.48
1:K:106:TYR:O	1:K:110:ARG:N	2.40	0.48
1:M:260:CYS:HB3	1:M:262:ILE:CG2	2.42	0.48
1:I:94:THR:HG22	1:I:94:THR:O	2.14	0.48
1:N:94:THR:O	1:N:94:THR:HG22	2.14	0.48
1:J:94:THR:HG22	1:J:94:THR:O	2.14	0.48
1:L:131:TYR:HD1	1:L:131:TYR:C	2.17	0.48
1:I:406:HIS:HD2	1:I:413:LYS:HG2	1.72	0.48
1:M:52:LYS:CA	1:M:52:LYS:HZ3	2.27	0.48
1:D:705:UNK:HA	1:D:717:UNK:O	2.14	0.48

Continued on next page...

Continued from previous page...

Atom-1	Atom-2	Interatomic distance (Å)	Clash overlap (Å)
1:P:705:UNK:HA	1:P:717:UNK:O	2.14	0.48
1:L:705:UNK:HA	1:L:717:UNK:O	2.14	0.48
1:L:156:GLY:HA2	2:L:1301:DTP:PA	2.53	0.48
1:D:156:GLY:HA2	2:D:1301:DTP:PA	2.53	0.48
1:F:114:TYR:CE1	1:F:166:LEU:HD12	2.49	0.48
1:P:174:MET:HE3	1:P:241:LEU:CA	2.36	0.48
1:Q:196:LEU:HB3	1:Q:224:ILE:HG12	1.95	0.48
1:E:196:LEU:HB3	1:E:224:ILE:HG12	1.95	0.48
1:Q:39:ILE:HB	1:Q:75:LYS:HE2	1.94	0.48
1:G:39:ILE:HB	1:G:75:LYS:HE2	1.94	0.48
1:J:196:LEU:HB3	1:J:224:ILE:HG12	1.95	0.48
1:K:96:GLN:HG3	1:K:97:ARG:NH1	2.29	0.48
1:N:192:VAL:O	1:N:196:LEU:N	2.33	0.48
1:N:196:LEU:HB3	1:N:224:ILE:HG12	1.95	0.48
1:I:26:ASN:ND2	1:I:26:ASN:N	2.60	0.48
1:I:39:ILE:CG1	1:I:76:PHE:HB2	2.39	0.48
1:L:39:ILE:H	1:L:75:LYS:HZ1	1.58	0.48
1:A:129:GLN:N	1:A:130:PRO:CD	2.77	0.48
1:N:35:MET:CB	1:N:45:ILE:HG12	2.42	0.48
1:N:93:LYS:HE2	1:N:97:ARG:CZ	2.34	0.48
1:F:882:UNK:N	1:F:883:UNK:N	2.61	0.48
1:K:125:VAL:N	2:K:1301:DTP:HN61	2.06	0.48
1:K:155:SER:O	1:K:156:GLY:C	2.52	0.48
1:D:381:ILE:CG2	1:D:422:ILE:HD11	2.44	0.48
1:E:155:SER:O	1:E:156:GLY:C	2.52	0.48
1:E:242:LEU:HD21	1:E:262:ILE:HG21	1.94	0.48
1:L:381:ILE:CG2	1:L:422:ILE:HD11	2.44	0.48
1:I:317:LEU:CB	1:I:341:TRP:HZ2	2.26	0.48
1:G:325:SER:CB	2:G:1301:DTP:H2'1	2.44	0.48
1:C:148:LEU:HD22	1:C:275:LEU:HD23	1.95	0.48
1:O:94:THR:HG22	1:O:94:THR:O	2.14	0.48
1:M:94:THR:O	1:M:94:THR:HG22	2.14	0.48
1:C:94:THR:O	1:C:94:THR:HG22	2.14	0.48
1:H:546:LEU:HB3	1:H:547:PRO:HD3	1.96	0.48
1:C:536:GLU:HA	1:C:539:VAL:HG13	1.95	0.48
1:I:546:LEU:HB3	1:I:547:PRO:HD3	1.96	0.48
1:M:536:GLU:HA	1:M:539:VAL:HG13	1.95	0.48
1:D:131:TYR:C	1:D:131:TYR:HD1	2.17	0.48
1:P:406:HIS:O	1:P:406:HIS:ND1	2.46	0.48
1:O:488:ARG:HG2	1:O:488:ARG:NH1	2.27	0.48
1:G:488:ARG:HG2	1:G:488:ARG:NH1	2.27	0.48

Continued on next page...

Continued from previous page...

Atom-1	Atom-2	Interatomic distance (Å)	Clash overlap (Å)
1:P:990:UNK:C	1:P:992:UNK:N	2.76	0.48
1:P:101:MET:O	1:P:102:MET:C	2.50	0.48
1:H:101:MET:O	1:H:102:MET:C	2.50	0.48
1:D:869:UNK:O	1:D:870:UNK:CB	2.61	0.48
1:N:325:SER:CB	2:N:1301:DTP:H2'1	2.44	0.48
1:N:269:LYS:HA	1:N:272:THR:CG2	2.44	0.48
1:J:269:LYS:HA	1:J:272:THR:CG2	2.44	0.48
1:L:190:GLU:HB3	1:L:217:ILE:HD11	0.84	0.48
1:D:243:VAL:HG12	1:D:263:LEU:CG	2.35	0.48
1:M:354:GLU:O	1:M:357:LEU:N	2.44	0.48
1:H:125:VAL:N	2:H:1301:DTP:HN61	2.06	0.48
1:F:129:GLN:N	1:F:130:PRO:CD	2.77	0.48
1:F:243:VAL:HG12	1:F:263:LEU:CG	2.35	0.48
1:G:196:LEU:HB3	1:G:224:ILE:HG12	1.95	0.48
1:E:96:GLN:HG3	1:E:97:ARG:NH1	2.29	0.48
1:K:76:PHE:HD1	1:K:76:PHE:C	2.16	0.48
1:L:96:GLN:HG3	1:L:97:ARG:NH1	2.29	0.48
1:D:96:GLN:HG3	1:D:97:ARG:NH1	2.29	0.48
1:A:317:LEU:CB	1:A:341:TRP:HZ2	2.26	0.48
1:N:35:MET:CG	1:N:45:ILE:CD1	2.84	0.48
1:A:882:UNK:N	1:A:883:UNK:N	2.61	0.48
1:Q:242:LEU:HD11	1:Q:244:LEU:HD11	1.95	0.48
1:G:242:LEU:H	1:G:262:ILE:HA	1.78	0.48
1:M:269:LYS:HA	1:M:272:THR:CG2	2.44	0.48
1:M:148:LEU:HD22	1:M:275:LEU:HD23	1.95	0.48
1:C:269:LYS:HA	1:C:272:THR:CG2	2.44	0.48
1:A:114:TYR:CE1	1:A:166:LEU:HD12	2.49	0.48
1:P:546:LEU:HB3	1:P:547:PRO:HD3	1.96	0.48
1:O:546:LEU:HB3	1:O:547:PRO:HD3	1.96	0.48
1:H:131:TYR:C	1:H:131:TYR:HD1	2.17	0.48
1:P:131:TYR:C	1:P:131:TYR:HD1	2.17	0.48
1:H:406:HIS:ND1	1:H:406:HIS:O	2.46	0.48
1:D:60:ARG:HH11	1:D:60:ARG:CG	2.23	0.48
1:K:546:LEU:HB3	1:K:547:PRO:HD3	1.96	0.48
1:C:200:LEU:HD21	1:C:207:TRP:CD1	2.49	0.48
1:M:200:LEU:HD21	1:M:207:TRP:CD1	2.49	0.48
1:L:200:LEU:HD21	1:L:207:TRP:CD1	2.49	0.48
1:K:52:LYS:CA	1:K:52:LYS:NZ	2.77	0.48
1:E:52:LYS:NZ	1:E:52:LYS:CA	2.77	0.48
1:D:200:LEU:HD21	1:D:207:TRP:CD1	2.49	0.48
1:F:52:LYS:NZ	1:F:52:LYS:CA	2.77	0.48

Continued on next page...

Continued from previous page...

Atom-1	Atom-2	Interatomic distance (Å)	Clash overlap (Å)
1:H:990:UNK:C	1:H:992:UNK:N	2.76	0.48
1:Q:52:LYS:HZ3	1:Q:52:LYS:HA	1.79	0.48
1:A:52:LYS:CA	1:A:52:LYS:NZ	2.77	0.48
1:J:705:UNK:HA	1:J:717:UNK:O	2.14	0.48
1:N:242:LEU:H	1:N:262:ILE:HA	1.79	0.47
1:J:325:SER:CB	2:J:1301:DTP:H2'1	2.44	0.47
1:J:301:LEU:HG	1:J:324:LEU:CD1	2.34	0.47
1:D:190:GLU:HB3	1:D:217:ILE:HD11	0.84	0.47
1:L:130:PRO:CG	1:L:290:MET:O	2.61	0.47
1:D:325:SER:CB	2:D:1301:DTP:H2'1	2.44	0.47
1:H:149:ILE:O	1:H:266:THR:N	2.41	0.47
1:F:318:THR:HG22	1:F:319:THR:CB	2.43	0.47
1:F:317:LEU:CB	1:F:341:TRP:HZ2	2.26	0.47
1:K:196:LEU:HB3	1:K:224:ILE:HG12	1.95	0.47
1:G:12:TYR:HE2	1:G:77:VAL:HG13	1.54	0.47
1:P:39:ILE:H	1:P:75:LYS:HZ1	1.58	0.47
1:Q:354:GLU:HA	1:Q:357:LEU:HD12	1.96	0.47
1:E:76:PHE:HD1	1:E:76:PHE:C	2.16	0.47
1:C:96:GLN:HG3	1:C:97:ARG:NH1	2.29	0.47
1:M:96:GLN:HG3	1:M:97:ARG:NH1	2.29	0.47
1:G:354:GLU:HA	1:G:357:LEU:HD12	1.96	0.47
1:A:318:THR:HG22	1:A:319:THR:CB	2.43	0.47
1:J:35:MET:CG	1:J:45:ILE:CD1	2.84	0.47
1:J:75:LYS:O	1:J:80:VAL:CG2	2.54	0.47
1:N:95:GLU:O	1:N:96:GLN:C	2.52	0.47
1:F:381:ILE:CG2	1:F:422:ILE:HD11	2.44	0.47
1:E:148:LEU:HD22	1:E:275:LEU:HD23	1.95	0.47
1:Q:155:SER:O	1:Q:156:GLY:C	2.52	0.47
1:Q:242:LEU:H	1:Q:262:ILE:HA	1.78	0.47
1:G:318:THR:HG22	1:G:319:THR:CB	2.43	0.47
1:I:318:THR:HG22	1:I:319:THR:CB	2.43	0.47
1:O:318:THR:HG22	1:O:319:THR:CB	2.43	0.47
1:G:242:LEU:HD11	1:G:244:LEU:HD11	1.95	0.47
1:C:325:SER:CB	2:C:1301:DTP:H2'1	2.44	0.47
1:A:124:ASN:CA	1:A:159:TRP:HZ3	2.26	0.47
1:L:59:LEU:HD23	1:L:59:LEU:HA	1.72	0.47
1:I:488:ARG:NH1	1:I:488:ARG:HG2	2.27	0.47
1:L:60:ARG:CG	1:L:60:ARG:HH11	2.23	0.47
1:E:546:LEU:HB3	1:E:547:PRO:HD3	1.96	0.47
1:F:200:LEU:HD21	1:F:207:TRP:CD1	2.49	0.47
1:L:52:LYS:CA	1:L:52:LYS:NZ	2.77	0.47

Continued on next page...

Continued from previous page...

Atom-1	Atom-2	Interatomic distance (Å)	Clash overlap (Å)
1:Q:52:LYS:NZ	1:Q:52:LYS:CA	2.77	0.47
1:G:52:LYS:HA	1:G:52:LYS:HZ3	1.79	0.47
1:G:52:LYS:CA	1:G:52:LYS:NZ	2.77	0.47
1:L:869:UNK:O	1:L:870:UNK:CB	2.61	0.47
1:K:414:GLN:OE1	1:K:421:SER:N	2.46	0.47
1:N:705:UNK:HA	1:N:717:UNK:O	2.14	0.47
1:N:148:LEU:HD22	1:N:275:LEU:HD23	1.95	0.47
1:N:283:ILE:CG2	1:N:290:MET:HE2	2.44	0.47
1:J:124:ASN:CA	1:J:159:TRP:HZ3	2.26	0.47
1:J:242:LEU:H	1:J:262:ILE:HA	1.79	0.47
1:L:325:SER:CB	2:L:1301:DTP:H2'1	2.44	0.47
1:L:148:LEU:HD22	1:L:275:LEU:HD23	1.95	0.47
1:D:155:SER:O	1:D:156:GLY:C	2.52	0.47
1:C:354:GLU:O	1:C:357:LEU:N	2.44	0.47
1:H:125:VAL:N	2:H:1301:DTP:HN62	2.04	0.47
1:F:124:ASN:CA	1:F:159:TRP:HZ3	2.26	0.47
1:P:125:VAL:N	2:P:1301:DTP:HN61	2.06	0.47
1:P:130:PRO:CG	1:P:290:MET:O	2.61	0.47
1:P:317:LEU:HA	1:P:317:LEU:HD22	1.75	0.47
1:F:354:GLU:HA	1:F:357:LEU:HD12	1.96	0.47
1:A:354:GLU:HA	1:A:357:LEU:HD12	1.96	0.47
1:P:96:GLN:HG3	1:P:97:ARG:NH1	2.29	0.47
1:H:96:GLN:HG3	1:H:97:ARG:NH1	2.29	0.47
1:Q:354:GLU:O	1:Q:357:LEU:N	2.44	0.47
1:G:353:ILE:HD11	1:G:426:TYR:CB	2.37	0.47
1:F:39:ILE:CG1	1:F:76:PHE:HB2	2.39	0.47
1:P:882:UNK:N	1:P:883:UNK:N	2.61	0.47
1:O:39:ILE:CG1	1:O:76:PHE:HB2	2.39	0.47
1:I:96:GLN:HG3	1:I:97:ARG:NH1	2.29	0.47
1:P:84:ASN:ND2	1:P:85:TYR:CE2	2.80	0.47
1:J:35:MET:CB	1:J:45:ILE:HG12	2.42	0.47
1:N:96:GLN:HG3	1:N:97:ARG:NH1	2.29	0.47
1:A:381:ILE:CG2	1:A:422:ILE:HD11	2.44	0.47
1:N:381:ILE:CG2	1:N:422:ILE:HD11	2.44	0.47
1:K:148:LEU:HD22	1:K:275:LEU:HD23	1.95	0.47
1:Q:318:THR:HG22	1:Q:319:THR:CB	2.43	0.47
1:G:129:GLN:N	1:G:130:PRO:CD	2.77	0.47
1:C:106:TYR:HE1	1:C:110:ARG:HB2	1.73	0.47
1:O:149:ILE:O	1:O:266:THR:N	2.41	0.47
1:G:155:SER:O	1:G:156:GLY:C	2.52	0.47
1:G:124:ASN:CA	1:G:159:TRP:HZ3	2.26	0.47

Continued on next page...

Continued from previous page...

Atom-1	Atom-2	Interatomic distance (Å)	Clash overlap (Å)
1:M:325:SER:CB	2:M:1301:DTP:H2'1	2.44	0.47
1:K:274:PHE:CE1	1:L:118:GLN:HB3	2.49	0.47
1:L:453:PHE:HD2	1:L:461:PRO:HG2	1.79	0.47
1:D:453:PHE:HD2	1:D:461:PRO:HG2	1.79	0.47
1:C:131:TYR:HD1	1:C:131:TYR:C	2.17	0.47
1:O:131:TYR:HD1	1:O:131:TYR:C	2.17	0.47
1:F:404:LYS:HE2	1:F:407:LYS:HD2	1.96	0.47
1:A:404:LYS:HE2	1:A:407:LYS:HD2	1.96	0.47
1:G:60:ARG:HH11	1:G:60:ARG:CG	2.23	0.47
1:O:200:LEU:HD21	1:O:207:TRP:CD1	2.49	0.47
1:A:200:LEU:HD21	1:A:207:TRP:CD1	2.49	0.47
1:N:200:LEU:HD21	1:N:207:TRP:CD1	2.49	0.47
1:J:200:LEU:HD21	1:J:207:TRP:CD1	2.49	0.47
1:D:52:LYS:CA	1:D:52:LYS:NZ	2.77	0.47
1:E:414:GLN:OE1	1:E:421:SER:N	2.46	0.47
1:A:136:GLN:HA	1:A:136:GLN:OE1	2.14	0.47
1:F:136:GLN:HA	1:F:136:GLN:OE1	2.14	0.47
1:N:129:GLN:N	1:N:130:PRO:CD	2.77	0.47
1:N:124:ASN:CA	1:N:159:TRP:HZ3	2.26	0.47
1:J:129:GLN:N	1:J:130:PRO:CD	2.77	0.47
1:J:148:LEU:HD22	1:J:275:LEU:HD23	1.95	0.47
1:L:155:SER:O	1:L:156:GLY:C	2.52	0.47
1:D:130:PRO:CG	1:D:290:MET:O	2.61	0.47
1:D:148:LEU:HD22	1:D:275:LEU:HD23	1.95	0.47
1:D:318:THR:HG22	1:D:319:THR:CB	2.43	0.47
1:H:130:PRO:CG	1:H:290:MET:O	2.61	0.47
1:F:174:MET:HE1	1:F:241:LEU:CD1	2.44	0.47
1:O:12:TYR:CD2	1:O:77:VAL:CG2	2.87	0.47
1:O:73:VAL:O	1:O:76:PHE:HB3	2.14	0.47
1:O:96:GLN:HG3	1:O:97:ARG:NH1	2.29	0.47
1:H:882:UNK:N	1:H:883:UNK:N	2.61	0.47
1:K:353:ILE:C	1:K:353:ILE:HD13	2.33	0.47
1:E:353:ILE:C	1:E:353:ILE:HD13	2.33	0.47
1:I:12:TYR:CD2	1:I:77:VAL:CG2	2.87	0.47
1:I:73:VAL:O	1:I:76:PHE:HB3	2.14	0.47
1:J:96:GLN:HG3	1:J:97:ARG:NH1	2.29	0.47
1:N:39:ILE:CA	1:N:75:LYS:HZ3	2.27	0.47
1:J:381:ILE:CG2	1:J:422:ILE:HD11	2.44	0.47
1:Q:129:GLN:N	1:Q:130:PRO:CD	2.77	0.47
1:I:149:ILE:O	1:I:266:THR:N	2.41	0.47
1:O:130:PRO:CG	1:O:290:MET:O	2.61	0.47

Continued on next page...

Continued from previous page...

Atom-1	Atom-2	Interatomic distance (Å)	Clash overlap (Å)
1:H:94:THR:HG22	1:H:94:THR:O	2.14	0.47
1:P:94:THR:HG22	1:P:94:THR:O	2.14	0.47
1:O:536:GLU:HA	1:O:539:VAL:HG13	1.95	0.47
1:D:118:GLN:HB3	1:E:274:PHE:CE1	2.49	0.47
1:A:453:PHE:HD2	1:A:461:PRO:HG2	1.79	0.47
1:G:453:PHE:HD2	1:G:461:PRO:HG2	1.79	0.47
1:J:131:TYR:HD1	1:J:131:TYR:C	2.17	0.47
1:G:404:LYS:HE2	1:G:407:LYS:HD2	1.96	0.47
1:Q:404:LYS:HE2	1:Q:407:LYS:HD2	1.96	0.47
1:J:406:HIS:ND1	1:J:406:HIS:O	2.46	0.47
1:K:200:LEU:HD21	1:K:207:TRP:CD1	2.49	0.47
1:E:200:LEU:HD21	1:E:207:TRP:CD1	2.49	0.47
1:L:546:LEU:HB3	1:L:547:PRO:HD3	1.96	0.47
1:I:200:LEU:HD21	1:I:207:TRP:CD1	2.49	0.47
1:O:136:GLN:OE1	1:O:136:GLN:HA	2.14	0.47
1:C:136:GLN:HA	1:C:136:GLN:OE1	2.14	0.47
1:D:101:MET:O	1:D:102:MET:C	2.50	0.47
1:N:318:THR:HG22	1:N:319:THR:CB	2.43	0.47
1:J:283:ILE:CG2	1:J:290:MET:HE2	2.44	0.47
1:H:354:GLU:HA	1:H:357:LEU:HD12	1.96	0.47
1:L:318:THR:HG22	1:L:319:THR:CB	2.43	0.47
1:H:73:VAL:O	1:H:76:PHE:HB3	2.14	0.47
1:E:95:GLU:O	1:E:96:GLN:C	2.52	0.47
1:M:35:MET:CB	1:M:45:ILE:HG12	2.42	0.47
1:F:96:GLN:HG3	1:F:97:ARG:NH1	2.29	0.47
1:H:84:ASN:ND2	1:H:85:TYR:CE2	2.80	0.47
1:J:87:PHE:CZ	1:N:88:LEU:HD12	2.41	0.47
1:Q:381:ILE:CG2	1:Q:422:ILE:HD11	2.44	0.47
1:Q:124:ASN:CA	1:Q:159:TRP:HZ3	2.26	0.47
1:Q:317:LEU:CB	1:Q:341:TRP:HZ2	2.26	0.47
1:G:317:LEU:CB	1:G:341:TRP:HZ2	2.26	0.47
1:M:106:TYR:HE1	1:M:110:ARG:HB2	1.73	0.47
1:I:130:PRO:CG	1:I:290:MET:O	2.61	0.47
1:I:536:GLU:HA	1:I:539:VAL:HG13	1.95	0.47
1:N:536:GLU:HA	1:N:539:VAL:HG13	1.95	0.47
1:J:536:GLU:HA	1:J:539:VAL:HG13	1.95	0.47
1:H:118:GLN:HB3	1:I:274:PHE:CE1	2.49	0.47
1:Q:453:PHE:HD2	1:Q:461:PRO:HG2	1.79	0.47
1:N:131:TYR:HD1	1:N:131:TYR:C	2.17	0.47
1:M:131:TYR:HD1	1:M:131:TYR:C	2.17	0.47
1:I:131:TYR:C	1:I:131:TYR:HD1	2.17	0.47

Continued on next page...

Continued from previous page...

Atom-1	Atom-2	Interatomic distance (Å)	Clash overlap (Å)
1:F:406:HIS:HD2	1:F:413:LYS:HB3	1.79	0.47
1:A:406:HIS:HD2	1:A:413:LYS:HB3	1.79	0.47
1:N:406:HIS:O	1:N:406:HIS:ND1	2.46	0.47
1:D:406:HIS:HD2	1:D:413:LYS:HB3	1.79	0.47
1:J:494:PHE:O	1:J:498:GLU:HB3	2.15	0.47
1:Q:200:LEU:HD21	1:Q:207:TRP:CD1	2.49	0.47
1:P:200:LEU:HD21	1:P:207:TRP:CD1	2.49	0.47
1:H:200:LEU:HD21	1:H:207:TRP:CD1	2.49	0.47
1:D:546:LEU:HB3	1:D:547:PRO:HD3	1.96	0.47
1:I:136:GLN:HA	1:I:136:GLN:OE1	2.14	0.47
1:N:326:ILE:HG21	1:N:349:LEU:CG	2.45	0.47
1:J:326:ILE:HG21	1:J:349:LEU:CG	2.45	0.47
1:P:354:GLU:HA	1:P:357:LEU:HD12	1.96	0.47
1:H:114:TYR:CE1	1:H:166:LEU:HD12	2.49	0.47
1:H:242:LEU:H	1:H:262:ILE:HA	1.79	0.47
1:F:156:GLY:HA2	2:F:1301:DTP:PA	2.53	0.47
1:F:352:ILE:HG12	1:F:352:ILE:O	2.14	0.47
1:P:114:TYR:CE1	1:P:166:LEU:HD12	2.49	0.47
1:P:242:LEU:H	1:P:262:ILE:HA	1.79	0.47
1:P:35:MET:HE1	1:P:40:LEU:HD12	1.84	0.47
1:P:73:VAL:O	1:P:76:PHE:HB3	2.14	0.47
1:K:82:ARG:NH2	1:K:86:LYS:HE3	2.26	0.47
1:A:96:GLN:HG3	1:A:97:ARG:NH1	2.29	0.47
1:J:12:TYR:CD2	1:J:77:VAL:CG2	2.87	0.47
1:G:381:ILE:CG2	1:G:422:ILE:HD11	2.44	0.47
1:K:129:GLN:N	1:K:130:PRO:CD	2.77	0.47
1:K:288:HIS:CG	1:K:289:SER:N	2.83	0.47
1:E:129:GLN:N	1:E:130:PRO:CD	2.77	0.47
1:E:288:HIS:CG	1:E:289:SER:N	2.83	0.47
1:Q:288:HIS:CG	1:Q:289:SER:N	2.83	0.47
1:G:288:HIS:CG	1:G:289:SER:N	2.83	0.47
1:C:288:HIS:CG	1:C:289:SER:N	2.83	0.47
1:I:325:SER:CB	2:I:1301:DTP:H2'1	2.44	0.47
1:I:352:ILE:O	1:I:352:ILE:HG12	2.14	0.47
1:O:129:GLN:N	1:O:130:PRO:CD	2.77	0.47
1:C:244:LEU:HB3	1:C:247:VAL:HG22	1.96	0.47
1:H:94:THR:C	1:H:98:GLN:HG2	2.25	0.47
1:N:546:LEU:HB3	1:N:547:PRO:HD3	1.96	0.47
1:J:546:LEU:HB3	1:J:547:PRO:HD3	1.96	0.47
1:O:274:PHE:CE1	1:P:118:GLN:HB3	2.49	0.47
1:F:453:PHE:HD2	1:F:461:PRO:HG2	1.79	0.47

Continued on next page...

Continued from previous page...

Atom-1	Atom-2	Interatomic distance (Å)	Clash overlap (Å)
1:L:406:HIS:HD2	1:L:413:LYS:HB3	1.79	0.47
1:N:494:PHE:O	1:N:498:GLU:HB3	2.15	0.47
1:O:494:PHE:O	1:O:498:GLU:HB3	2.15	0.47
1:I:494:PHE:O	1:I:498:GLU:HB3	2.15	0.47
1:G:200:LEU:HD21	1:G:207:TRP:CD1	2.49	0.47
1:M:52:LYS:NZ	1:M:52:LYS:CA	2.77	0.47
1:G:101:MET:O	1:G:102:MET:C	2.50	0.47
1:N:136:GLN:HA	1:N:136:GLN:OE1	2.14	0.47
1:J:136:GLN:HA	1:J:136:GLN:OE1	2.14	0.47
1:M:705:UNK:HA	1:M:717:UNK:O	2.14	0.47
1:Q:101:MET:O	1:Q:102:MET:C	2.50	0.47
1:C:869:UNK:O	1:C:870:UNK:CB	2.61	0.47
1:L:101:MET:O	1:L:102:MET:C	2.50	0.47
1:J:318:THR:HG22	1:J:319:THR:CB	2.43	0.47
1:L:129:GLN:N	1:L:130:PRO:CD	2.77	0.47
1:D:326:ILE:HG21	1:D:349:LEU:CG	2.45	0.47
1:E:145:LYS:CE	1:E:279:THR:O	2.53	0.47
1:C:196:LEU:HB3	1:C:224:ILE:HG12	1.95	0.47
1:H:35:MET:HE2	1:H:35:MET:CA	2.18	0.47
1:Q:353:ILE:HD11	1:Q:426:TYR:CB	2.37	0.47
1:E:16:LEU:HD12	1:E:92:ILE:HD11	1.93	0.47
1:Q:84:ASN:ND2	1:Q:85:TYR:CE2	2.80	0.47
1:G:84:ASN:ND2	1:G:85:TYR:CE2	2.80	0.47
1:K:73:VAL:O	1:K:76:PHE:HB3	2.14	0.47
1:K:95:GLU:O	1:K:96:GLN:C	2.52	0.47
1:C:35:MET:CB	1:C:45:ILE:HG12	2.42	0.47
1:O:35:MET:HG2	1:O:45:ILE:CG1	2.36	0.47
1:K:354:GLU:HA	1:K:357:LEU:HD12	1.96	0.47
1:A:352:ILE:O	1:A:352:ILE:HG12	2.14	0.47
1:J:88:LEU:HD12	1:N:87:PHE:CZ	2.41	0.47
1:K:318:THR:HG22	1:K:319:THR:CB	2.43	0.47
1:C:326:ILE:HG21	1:C:349:LEU:CG	2.45	0.47
1:M:288:HIS:CG	1:M:289:SER:N	2.83	0.47
1:M:352:ILE:O	1:M:352:ILE:HG12	2.14	0.47
1:I:129:GLN:N	1:I:130:PRO:CD	2.77	0.47
1:O:352:ILE:HG12	1:O:352:ILE:O	2.14	0.47
1:F:106:TYR:O	1:F:110:ARG:N	2.40	0.47
1:A:106:TYR:O	1:A:110:ARG:N	2.40	0.47
1:M:244:LEU:HB3	1:M:247:VAL:HG22	1.96	0.47
1:C:114:TYR:CE1	1:C:166:LEU:HD12	2.49	0.47
1:F:94:THR:HG22	1:F:94:THR:O	2.14	0.47

Continued on next page...

Continued from previous page...

Atom-1	Atom-2	Interatomic distance (Å)	Clash overlap (Å)
1:D:94:THR:O	1:D:94:THR:HG22	2.14	0.47
1:C:546:LEU:HB3	1:C:547:PRO:HD3	1.96	0.47
1:M:546:LEU:HB3	1:M:547:PRO:HD3	1.96	0.47
1:C:274:PHE:CE1	1:J:118:GLN:HB3	2.49	0.47
1:M:274:PHE:CE1	1:N:118:GLN:HB3	2.49	0.47
1:M:406:HIS:HD2	1:M:413:LYS:HG2	1.72	0.47
1:M:494:PHE:O	1:M:498:GLU:HB3	2.15	0.47
1:C:494:PHE:O	1:C:498:GLU:HB3	2.15	0.47
1:H:494:PHE:O	1:H:498:GLU:HB3	2.15	0.47
1:O:990:UNK:C	1:O:992:UNK:N	2.76	0.47
1:C:52:LYS:NZ	1:C:52:LYS:CA	2.77	0.47
1:A:52:LYS:HA	1:A:52:LYS:HZ3	1.78	0.47
1:I:52:LYS:HA	1:I:52:LYS:HZ3	1.80	0.47
1:L:1187:UNK:O	1:L:1188:UNK:C	2.59	0.47
1:N:284:SER:O	1:N:285:LEU:CG	2.60	0.47
1:N:317:LEU:CB	1:N:341:TRP:HZ2	2.26	0.47
1:N:171:GLN:HE22	1:N:178:ILE:HD13	1.66	0.47
1:N:130:PRO:CG	1:N:290:MET:O	2.61	0.47
1:J:171:GLN:HE22	1:J:178:ILE:HD13	1.66	0.47
1:J:130:PRO:CG	1:J:290:MET:O	2.61	0.47
1:L:326:ILE:HG21	1:L:349:LEU:CG	2.45	0.47
1:K:145:LYS:CE	1:K:279:THR:O	2.53	0.47
1:L:352:ILE:HG12	1:L:352:ILE:O	2.14	0.47
1:D:129:GLN:N	1:D:130:PRO:CD	2.77	0.47
1:D:241:LEU:CG	1:D:263:LEU:HD23	2.41	0.47
1:D:352:ILE:O	1:D:352:ILE:HG12	2.14	0.47
1:M:357:LEU:CD1	1:M:430:LYS:HZ3	2.01	0.47
1:H:241:LEU:CG	1:H:263:LEU:HD23	2.41	0.47
1:H:317:LEU:HD22	1:H:317:LEU:HA	1.75	0.47
1:H:155:SER:O	1:H:156:GLY:C	2.52	0.47
1:H:242:LEU:HD11	1:H:244:LEU:CD1	2.38	0.47
1:F:244:LEU:CD1	1:F:244:LEU:N	2.78	0.47
1:F:260:CYS:HB3	1:F:262:ILE:CG2	2.42	0.47
1:C:190:GLU:CA	1:C:217:ILE:CD1	2.63	0.47
1:P:155:SER:O	1:P:156:GLY:C	2.52	0.47
1:P:241:LEU:CG	1:P:263:LEU:HD23	2.41	0.47
1:P:284:SER:O	1:P:285:LEU:CG	2.60	0.47
1:M:196:LEU:HB3	1:M:224:ILE:HG12	1.95	0.47
1:E:190:GLU:CA	1:E:217:ILE:CD1	2.63	0.47
1:F:153:LEU:HD22	1:F:426:TYR:OH	2.15	0.47
1:Q:82:ARG:NH2	1:Q:86:LYS:HE3	2.26	0.47

Continued on next page...

Continued from previous page...

Atom-1	Atom-2	Interatomic distance (Å)	Clash overlap (Å)
1:Q:73:VAL:O	1:Q:76:PHE:HB3	2.14	0.47
1:G:12:TYR:HH	1:G:93:LYS:CD	1.89	0.47
1:G:73:VAL:O	1:G:76:PHE:HB3	2.14	0.47
1:A:153:LEU:HD22	1:A:426:TYR:OH	2.15	0.47
1:P:12:TYR:CD2	1:P:77:VAL:CG2	2.87	0.47
1:H:12:TYR:CD2	1:H:77:VAL:CG2	2.87	0.47
1:E:73:VAL:O	1:E:76:PHE:HB3	2.14	0.47
1:E:82:ARG:NH2	1:E:86:LYS:HE3	2.26	0.47
1:K:16:LEU:HD12	1:K:92:ILE:HD11	1.93	0.47
1:C:95:GLU:O	1:C:96:GLN:C	2.52	0.47
1:M:95:GLU:O	1:M:96:GLN:C	2.52	0.47
1:F:16:LEU:HD12	1:F:92:ILE:HD11	1.93	0.47
1:A:16:LEU:HD12	1:A:92:ILE:HD11	1.93	0.47
1:E:354:GLU:HA	1:E:357:LEU:HD12	1.96	0.47
1:K:153:LEU:HD22	1:K:426:TYR:OH	2.15	0.47
1:E:153:LEU:HD22	1:E:426:TYR:OH	2.15	0.47
1:I:35:MET:HG2	1:I:45:ILE:CG1	2.36	0.47
1:L:12:TYR:CE2	1:L:77:VAL:CB	2.89	0.47
1:L:82:ARG:NH2	1:L:86:LYS:HE3	2.26	0.47
1:D:12:TYR:CE2	1:D:77:VAL:CB	2.89	0.47
1:A:242:LEU:HD23	1:A:262:ILE:CG2	2.42	0.47
1:P:449:ILE:O	1:P:452:THR:OG1	2.27	0.47
1:K:242:LEU:H	1:K:262:ILE:HA	1.78	0.47
1:E:318:THR:HG22	1:E:319:THR:CB	2.43	0.47
1:Q:130:PRO:CG	1:Q:290:MET:O	2.61	0.47
1:Q:301:LEU:HG	1:Q:324:LEU:CD1	2.33	0.47
1:G:130:PRO:CG	1:G:290:MET:O	2.61	0.47
1:C:352:ILE:HG12	1:C:352:ILE:O	2.14	0.47
1:M:326:ILE:HG21	1:M:349:LEU:CG	2.45	0.47
1:I:326:ILE:HG21	1:I:349:LEU:CG	2.45	0.47
1:I:284:SER:O	1:I:290:MET:CG	2.43	0.47
1:O:325:SER:CB	2:O:1301:DTP:H2'1	2.44	0.47
1:O:326:ILE:HG21	1:O:349:LEU:CG	2.45	0.47
1:M:114:TYR:CE1	1:M:166:LEU:HD12	2.49	0.47
1:M:246:ASN:OD1	1:M:246:ASN:N	2.48	0.47
1:C:155:SER:O	1:C:156:GLY:C	2.52	0.47
1:C:246:ASN:N	1:C:246:ASN:OD1	2.48	0.47
1:A:94:THR:O	1:A:94:THR:HG22	2.14	0.47
1:L:94:THR:HG22	1:L:94:THR:O	2.14	0.47
1:P:533:PRO:HB2	1:P:534:LYS:HE2	1.97	0.47
1:H:533:PRO:HB2	1:H:534:LYS:HE2	1.97	0.47

Continued on next page...

Continued from previous page...

Atom-1	Atom-2	Interatomic distance (Å)	Clash overlap (Å)
1:H:521:LEU:HD13	1:H:547:PRO:CG	2.42	0.47
1:N:533:PRO:HB2	1:N:534:LYS:HE2	1.97	0.47
1:L:274:PHE:CE1	1:M:118:GLN:HB3	2.49	0.47
1:C:118:GLN:HB3	1:D:274:PHE:CE1	2.49	0.47
1:N:146:ASN:O	1:N:280:THR:CB	2.46	0.47
1:C:453:PHE:HD2	1:C:461:PRO:HG2	1.79	0.47
1:M:453:PHE:HD2	1:M:461:PRO:HG2	1.79	0.47
1:M:131:TYR:HE1	1:M:135:ARG:NH1	2.13	0.47
1:C:131:TYR:HE1	1:C:135:ARG:NH1	2.13	0.47
1:N:404:LYS:HE2	1:N:407:LYS:HD2	1.96	0.47
1:N:406:HIS:HD2	1:N:413:LYS:HG2	1.72	0.47
1:J:406:HIS:HD2	1:J:413:LYS:HG2	1.72	0.47
1:C:406:HIS:HD2	1:C:413:LYS:HG2	1.72	0.47
1:P:494:PHE:O	1:P:498:GLU:HB3	2.15	0.47
1:D:494:PHE:O	1:D:498:GLU:HB3	2.15	0.47
1:L:494:PHE:O	1:L:498:GLU:HB3	2.15	0.47
1:J:52:LYS:CA	1:J:52:LYS:NZ	2.77	0.47
1:I:990:UNK:C	1:I:992:UNK:N	2.76	0.47
1:P:52:LYS:CA	1:P:52:LYS:NZ	2.77	0.47
1:H:52:LYS:NZ	1:H:52:LYS:CA	2.77	0.47
1:O:52:LYS:CA	1:O:52:LYS:NZ	2.77	0.47
1:I:52:LYS:CA	1:I:52:LYS:NZ	2.77	0.47
1:C:705:UNK:HA	1:C:717:UNK:O	2.14	0.47
1:D:1187:UNK:O	1:D:1188:UNK:C	2.59	0.47
1:M:869:UNK:O	1:M:870:UNK:CB	2.61	0.47
1:F:718:UNK:O	1:F:725:UNK:HA	2.15	0.47
1:E:562:LEU:HD11	1:E:580:GLN:HG3	1.97	0.47
1:A:718:UNK:O	1:A:725:UNK:HA	2.15	0.47
1:K:562:LEU:HD11	1:K:580:GLN:HG3	1.97	0.47
1:I:705:UNK:HA	1:I:717:UNK:O	2.14	0.47
1:N:562:LEU:HD11	1:N:580:GLN:HG3	1.97	0.47
1:J:562:LEU:HD11	1:J:580:GLN:HG3	1.97	0.47
1:J:284:SER:O	1:J:285:LEU:CG	2.60	0.47
1:J:317:LEU:CB	1:J:341:TRP:HZ2	2.26	0.47
1:C:354:GLU:HA	1:C:357:LEU:HD12	1.96	0.47
1:C:192:VAL:O	1:C:196:LEU:N	2.33	0.47
1:P:318:THR:HG22	1:P:319:THR:CB	2.43	0.47
1:D:153:LEU:HD22	1:D:426:TYR:OH	2.15	0.47
1:G:882:UNK:N	1:G:883:UNK:N	2.61	0.47
1:F:12:TYR:HH	1:F:93:LYS:CD	1.87	0.47
1:A:82:ARG:NH2	1:A:86:LYS:HE3	2.26	0.47

Continued on next page...

Continued from previous page...

Atom-1	Atom-2	Interatomic distance (Å)	Clash overlap (Å)
1:F:26:ASN:ND2	1:F:26:ASN:N	2.60	0.47
1:E:353:ILE:HD11	1:E:426:TYR:CB	2.37	0.47
1:L:73:VAL:O	1:L:76:PHE:HB3	2.14	0.47
1:N:12:TYR:CD2	1:N:77:VAL:CG2	2.87	0.47
1:K:294:PRO:O	1:K:297:VAL:CG2	2.48	0.47
1:Q:352:ILE:HG12	1:Q:352:ILE:O	2.14	0.47
1:G:106:TYR:HE1	1:G:110:ARG:HB2	1.73	0.47
1:C:130:PRO:CG	1:C:290:MET:O	2.61	0.47
1:F:118:GLN:HB3	1:G:274:PHE:CE1	2.49	0.47
1:A:118:GLN:HB3	1:Q:274:PHE:CE1	2.49	0.47
1:M:155:SER:O	1:M:156:GLY:C	2.52	0.47
1:J:533:PRO:HB2	1:J:534:LYS:HE2	1.97	0.47
1:I:118:GLN:HB3	1:J:274:PHE:CE1	2.49	0.47
1:N:274:PHE:CE1	1:O:118:GLN:HB3	2.49	0.47
1:K:131:TYR:HE1	1:K:135:ARG:NH1	2.13	0.47
1:J:404:LYS:HE2	1:J:407:LYS:HD2	1.96	0.47
1:D:543:LEU:O	1:D:547:PRO:HD3	2.15	0.47
1:L:543:LEU:O	1:L:547:PRO:HD3	2.15	0.47
1:N:52:LYS:CA	1:N:52:LYS:NZ	2.77	0.47
1:O:705:UNK:HA	1:O:717:UNK:O	2.14	0.47
1:J:718:UNK:O	1:J:725:UNK:HA	2.15	0.47
1:L:302:LEU:HA	1:L:302:LEU:HD12	1.75	0.47
1:E:718:UNK:O	1:E:725:UNK:HA	2.15	0.47
1:K:718:UNK:O	1:K:725:UNK:HA	2.15	0.47
1:E:1187:UNK:O	1:E:1188:UNK:C	2.59	0.47
1:C:562:LEU:HD11	1:C:580:GLN:HG3	1.97	0.47
1:J:869:UNK:O	1:J:870:UNK:CB	2.61	0.47
1:N:155:SER:O	1:N:156:GLY:C	2.52	0.47
1:L:325:SER:HB2	2:L:1301:DTP:H2'1	1.97	0.47
1:L:243:VAL:C	1:L:244:LEU:HD13	2.36	0.47
1:D:243:VAL:C	1:D:244:LEU:HD13	2.36	0.47
1:D:325:SER:HB2	2:D:1301:DTP:H2'1	1.97	0.47
1:M:354:GLU:HA	1:M:357:LEU:HD12	1.96	0.47
1:H:318:THR:HG22	1:H:319:THR:CB	2.43	0.47
1:L:153:LEU:HD22	1:L:426:TYR:OH	2.15	0.47
1:K:190:GLU:CA	1:K:217:ILE:CD1	2.63	0.47
1:G:82:ARG:NH2	1:G:86:LYS:HE3	2.26	0.47
1:Q:882:UNK:N	1:Q:883:UNK:N	2.61	0.47
1:A:26:ASN:ND2	1:A:26:ASN:N	2.60	0.47
1:A:73:VAL:O	1:A:76:PHE:HB3	2.14	0.47
1:D:73:VAL:O	1:D:76:PHE:HB3	2.14	0.47

Continued on next page...

Continued from previous page...

Atom-1	Atom-2	Interatomic distance (Å)	Clash overlap (Å)
1:J:35:MET:CG	1:J:45:ILE:HD13	2.36	0.47
1:J:65:LEU:HD21	1:J:73:VAL:HG13	1.97	0.47
1:N:35:MET:CG	1:N:45:ILE:HD13	2.36	0.47
1:N:65:LEU:HD21	1:N:73:VAL:HG13	1.97	0.47
1:H:449:ILE:O	1:H:452:THR:OG1	2.27	0.47
1:K:326:ILE:HG21	1:K:349:LEU:CG	2.45	0.47
1:E:242:LEU:H	1:E:262:ILE:HA	1.78	0.47
1:E:326:ILE:HG21	1:E:349:LEU:CG	2.45	0.47
1:Q:114:TYR:CE1	1:Q:166:LEU:HD12	2.49	0.47
1:C:317:LEU:CB	1:C:341:TRP:HZ2	2.26	0.47
1:M:130:PRO:CG	1:M:290:MET:O	2.61	0.47
1:H:145:LYS:CE	1:H:279:THR:O	2.53	0.47
1:P:94:THR:C	1:P:98:GLN:HG2	2.25	0.47
1:F:94:THR:C	1:F:98:GLN:HG2	2.25	0.47
1:C:533:PRO:HB2	1:C:534:LYS:HE2	1.97	0.47
1:M:543:LEU:O	1:M:547:PRO:HD3	2.15	0.47
1:E:131:TYR:HE1	1:E:135:ARG:NH1	2.13	0.47
1:C:404:LYS:HE2	1:C:407:LYS:HD2	1.96	0.47
1:M:404:LYS:HE2	1:M:407:LYS:HD2	1.96	0.47
1:G:494:PHE:O	1:G:498:GLU:HB3	2.15	0.47
1:G:543:LEU:O	1:G:547:PRO:HD3	2.15	0.47
1:N:718:UNK:O	1:N:725:UNK:HA	2.15	0.47
1:F:562:LEU:HD11	1:F:580:GLN:HG3	1.97	0.47
1:M:562:LEU:HD11	1:M:580:GLN:HG3	1.97	0.47
1:M:136:GLN:OE1	1:M:136:GLN:HA	2.14	0.47
1:K:136:GLN:HA	1:K:136:GLN:OE1	2.14	0.47
1:E:136:GLN:HA	1:E:136:GLN:OE1	2.14	0.47
1:K:1187:UNK:O	1:K:1188:UNK:C	2.59	0.47
1:D:111:ASP:O	1:D:112:ARG:C	2.50	0.47
1:N:127:ARG:HH11	1:N:130:PRO:HG2	1.67	0.47
1:J:352:ILE:O	1:J:352:ILE:HG12	2.14	0.47
1:H:153:LEU:HD22	1:H:426:TYR:OH	2.15	0.47
1:L:241:LEU:CG	1:L:263:LEU:HD23	2.41	0.47
1:H:148:LEU:HD21	1:H:266:THR:HG21	1.80	0.47
1:H:284:SER:O	1:H:285:LEU:CG	2.60	0.47
1:M:190:GLU:CA	1:M:217:ILE:CD1	2.63	0.47
1:M:192:VAL:O	1:M:196:LEU:N	2.33	0.47
1:N:354:GLU:HA	1:N:357:LEU:HD12	1.96	0.47
1:E:93:LYS:HE2	1:E:97:ARG:CZ	2.34	0.47
1:F:73:VAL:O	1:F:76:PHE:HB3	2.14	0.47
1:A:12:TYR:HH	1:A:93:LYS:CD	1.87	0.47

Continued on next page...

Continued from previous page...

Atom-1	Atom-2	Interatomic distance (Å)	Clash overlap (Å)
1:D:82:ARG:NH2	1:D:86:LYS:HE3	2.26	0.47
1:A:260:CYS:HB3	1:A:262:ILE:CG2	2.42	0.47
1:J:95:GLU:O	1:J:96:GLN:C	2.52	0.47
1:D:369:PHE:HE1	1:D:410:LEU:HB3	1.80	0.47
1:L:369:PHE:HE1	1:L:410:LEU:HB3	1.80	0.47
1:G:352:ILE:O	1:G:352:ILE:HG12	2.14	0.47
1:M:317:LEU:CB	1:M:341:TRP:HZ2	2.26	0.47
1:I:260:CYS:HB3	1:I:262:ILE:CG2	2.42	0.47
1:I:288:HIS:CG	1:I:289:SER:N	2.83	0.47
1:O:155:SER:O	1:O:156:GLY:C	2.52	0.47
1:O:284:SER:O	1:O:290:MET:CG	2.43	0.47
1:O:288:HIS:CG	1:O:289:SER:N	2.83	0.47
1:Q:106:TYR:HE1	1:Q:110:ARG:HB2	1.73	0.47
1:G:114:TYR:CE1	1:G:166:LEU:HD12	2.49	0.47
1:C:543:LEU:O	1:C:547:PRO:HD3	2.15	0.47
1:M:533:PRO:HB2	1:M:534:LYS:HE2	1.97	0.47
1:K:404:LYS:HE2	1:K:407:LYS:HD2	1.96	0.47
1:I:406:HIS:ND1	1:I:406:HIS:O	2.46	0.47
1:E:406:HIS:HD2	1:E:413:LYS:HB3	1.79	0.47
1:F:494:PHE:O	1:F:498:GLU:HB3	2.15	0.47
1:A:494:PHE:O	1:A:498:GLU:HB3	2.15	0.47
1:Q:543:LEU:O	1:Q:547:PRO:HD3	2.15	0.47
1:L:990:UNK:C	1:L:992:UNK:N	2.76	0.47
1:L:111:ASP:O	1:L:112:ARG:C	2.50	0.47
1:C:718:UNK:O	1:C:725:UNK:HA	2.15	0.47
1:D:718:UNK:O	1:D:725:UNK:HA	2.15	0.47
1:A:562:LEU:HD11	1:A:580:GLN:HG3	1.97	0.47
1:P:136:GLN:OE1	1:P:136:GLN:HA	2.14	0.47
1:Q:718:UNK:O	1:Q:725:UNK:HA	2.15	0.47
1:L:718:UNK:O	1:L:725:UNK:HA	2.15	0.47
1:J:155:SER:O	1:J:156:GLY:C	2.52	0.46
1:P:153:LEU:HD22	1:P:426:TYR:OH	2.15	0.46
1:L:288:HIS:CG	1:L:289:SER:N	2.83	0.46
1:F:242:LEU:H	1:F:262:ILE:HA	1.79	0.46
1:P:82:ARG:NH2	1:P:86:LYS:HE3	2.26	0.46
1:J:354:GLU:HA	1:J:357:LEU:HD12	1.96	0.46
1:K:93:LYS:HD2	1:K:93:LYS:HA	1.72	0.46
1:C:65:LEU:HD21	1:C:73:VAL:HG13	1.97	0.46
1:C:82:ARG:CB	1:C:82:ARG:NH1	2.73	0.46
1:M:65:LEU:HD21	1:M:73:VAL:HG13	1.97	0.46
1:M:73:VAL:O	1:M:76:PHE:HB3	2.14	0.46

Continued on next page...

Continued from previous page...

Atom-1	Atom-2	Interatomic distance (Å)	Clash overlap (Å)
1:F:82:ARG:NH2	1:F:86:LYS:HE3	2.26	0.46
1:A:19:PHE:CE2	1:A:92:ILE:CA	2.90	0.46
1:K:353:ILE:HD11	1:K:426:TYR:CB	2.37	0.46
1:I:35:MET:HE2	1:I:35:MET:CA	2.23	0.46
1:J:39:ILE:CA	1:J:75:LYS:HZ3	2.28	0.46
1:K:114:TYR:CE1	1:K:166:LEU:HD12	2.49	0.46
1:G:301:LEU:HG	1:G:324:LEU:CD1	2.33	0.46
1:I:127:ARG:HH11	1:I:130:PRO:HG2	1.67	0.46
1:I:155:SER:O	1:I:156:GLY:C	2.52	0.46
1:O:246:ASN:N	1:O:246:ASN:OD1	2.48	0.46
1:N:543:LEU:O	1:N:547:PRO:HD3	2.15	0.46
1:J:543:LEU:O	1:J:547:PRO:HD3	2.15	0.46
1:J:146:ASN:O	1:J:280:THR:CB	2.46	0.46
1:N:63:TRP:CZ2	1:N:131:TYR:CE2	3.02	0.46
1:H:404:LYS:HE2	1:H:407:LYS:HD2	1.96	0.46
1:E:404:LYS:HE2	1:E:407:LYS:HD2	1.96	0.46
1:O:406:HIS:O	1:O:406:HIS:ND1	2.46	0.46
1:K:406:HIS:HD2	1:K:413:LYS:HB3	1.79	0.46
1:Q:494:PHE:O	1:Q:498:GLU:HB3	2.15	0.46
1:N:869:UNK:O	1:N:870:UNK:CB	2.61	0.46
1:P:835:UNK:CB	1:P:836:UNK:H2	2.28	0.46
1:M:718:UNK:O	1:M:725:UNK:HA	2.15	0.46
1:G:718:UNK:O	1:G:725:UNK:HA	2.15	0.46
1:N:352:ILE:O	1:N:352:ILE:HG12	2.14	0.46
1:J:127:ARG:HH11	1:J:130:PRO:HG2	1.67	0.46
1:J:326:ILE:HG21	1:J:349:LEU:HG	1.98	0.46
1:L:114:TYR:CE1	1:L:166:LEU:HD12	2.49	0.46
1:D:114:TYR:CE1	1:D:166:LEU:HD12	2.49	0.46
1:H:352:ILE:O	1:H:352:ILE:HG12	2.14	0.46
1:P:352:ILE:O	1:P:352:ILE:HG12	2.14	0.46
1:Q:65:LEU:HD22	1:Q:76:PHE:CE2	2.51	0.46
1:G:65:LEU:HD22	1:G:76:PHE:CE2	2.51	0.46
1:H:65:LEU:HD22	1:H:76:PHE:CE2	2.51	0.46
1:C:73:VAL:O	1:C:76:PHE:HB3	2.14	0.46
1:I:65:LEU:HD21	1:I:73:VAL:HG13	1.97	0.46
1:I:95:GLU:O	1:I:96:GLN:C	2.52	0.46
1:N:65:LEU:HD22	1:N:76:PHE:CE2	2.51	0.46
1:A:381:ILE:HA	1:A:382:PRO:HD3	1.81	0.46
1:E:114:TYR:CE1	1:E:166:LEU:HD12	2.49	0.46
1:C:294:PRO:O	1:C:297:VAL:CG2	2.48	0.46
1:I:246:ASN:OD1	1:I:246:ASN:N	2.48	0.46

Continued on next page...

Continued from previous page...

Atom-1	Atom-2	Interatomic distance (Å)	Clash overlap (Å)
1:G:246:ASN:N	1:G:265:THR:CG2	2.61	0.46
1:M:325:SER:HB2	2:M:1301:DTP:H2'1	1.97	0.46
1:C:325:SER:HB2	2:C:1301:DTP:H2'1	1.97	0.46
1:Q:94:THR:HG22	1:Q:94:THR:O	2.14	0.46
1:J:453:PHE:HD2	1:J:461:PRO:HG2	1.79	0.46
1:P:404:LYS:HE2	1:P:407:LYS:HD2	1.96	0.46
1:M:406:HIS:HD2	1:M:413:LYS:HB3	1.79	0.46
1:E:485:THR:O	1:E:488:ARG:HG2	2.16	0.46
1:K:485:THR:O	1:K:488:ARG:HG2	2.16	0.46
1:K:494:PHE:O	1:K:498:GLU:HB3	2.15	0.46
1:D:990:UNK:C	1:D:992:UNK:N	2.76	0.46
1:N:990:UNK:C	1:N:992:UNK:N	2.76	0.46
1:Q:990:UNK:C	1:Q:992:UNK:N	2.76	0.46
1:I:718:UNK:O	1:I:725:UNK:HA	2.15	0.46
1:H:835:UNK:CB	1:H:836:UNK:H2	2.28	0.46
1:H:136:GLN:HA	1:H:136:GLN:OE1	2.14	0.46
1:P:718:UNK:O	1:P:725:UNK:HA	2.15	0.46
1:N:326:ILE:HG21	1:N:349:LEU:HG	1.98	0.46
1:L:275:LEU:N	1:L:275:LEU:CD2	2.73	0.46
1:D:288:HIS:CG	1:D:289:SER:N	2.83	0.46
1:H:288:HIS:CG	1:H:289:SER:N	2.83	0.46
1:F:124:ASN:OD1	1:F:163:ASP:OD2	2.33	0.46
1:P:106:TYR:HE1	1:P:110:ARG:HB2	1.74	0.46
1:P:65:LEU:HD22	1:P:76:PHE:CE2	2.51	0.46
1:H:82:ARG:NH2	1:H:86:LYS:HE3	2.26	0.46
1:K:93:LYS:HE2	1:K:97:ARG:CZ	2.34	0.46
1:O:65:LEU:HD21	1:O:73:VAL:HG13	1.97	0.46
1:O:95:GLU:O	1:O:96:GLN:C	2.52	0.46
1:O:93:LYS:O	1:O:97:ARG:NE	2.49	0.46
1:I:93:LYS:O	1:I:97:ARG:NE	2.49	0.46
1:A:326:ILE:HG21	1:A:349:LEU:CG	2.45	0.46
1:J:65:LEU:HD22	1:J:76:PHE:CE2	2.51	0.46
1:J:93:LYS:O	1:J:97:ARG:NE	2.49	0.46
1:K:325:SER:HB2	2:K:1301:DTP:H2'1	1.97	0.46
1:K:124:ASN:OD1	1:K:163:ASP:OD2	2.33	0.46
1:E:325:SER:HB2	2:E:1301:DTP:H2'1	1.97	0.46
1:E:294:PRO:O	1:E:297:VAL:CG2	2.48	0.46
1:P:145:LYS:CE	1:P:279:THR:O	2.53	0.46
1:M:285:LEU:CD2	1:M:285:LEU:N	2.73	0.46
1:O:127:ARG:HH11	1:O:130:PRO:HG2	1.67	0.46
1:O:260:CYS:HB3	1:O:262:ILE:CG2	2.42	0.46

Continued on next page...

Continued from previous page...

Atom-1	Atom-2	Interatomic distance (Å)	Clash overlap (Å)
1:G:244:LEU:HB3	1:G:247:VAL:HG22	1.96	0.46
1:A:94:THR:C	1:A:98:GLN:HG2	2.25	0.46
1:G:94:THR:HG22	1:G:94:THR:O	2.14	0.46
1:A:124:ASN:OD1	1:A:163:ASP:OD2	2.33	0.46
1:O:543:LEU:O	1:O:547:PRO:HD3	2.15	0.46
1:N:453:PHE:HD2	1:N:461:PRO:HG2	1.79	0.46
1:O:453:PHE:HD2	1:O:461:PRO:HG2	1.79	0.46
1:J:63:TRP:CZ2	1:J:131:TYR:CE2	3.02	0.46
1:O:404:LYS:HE2	1:O:407:LYS:HD2	1.96	0.46
1:D:404:LYS:HE2	1:D:407:LYS:HD2	1.96	0.46
1:C:406:HIS:HD2	1:C:413:LYS:HB3	1.79	0.46
1:G:990:UNK:C	1:G:992:UNK:N	2.76	0.46
1:K:617:UNK:HA	1:K:904:UNK:CB	2.46	0.46
1:H:718:UNK:O	1:H:725:UNK:HA	2.15	0.46
1:D:302:LEU:HA	1:D:302:LEU:HD12	1.75	0.46
1:L:326:ILE:HG21	1:L:349:LEU:HG	1.98	0.46
1:D:326:ILE:HG21	1:D:349:LEU:HG	1.98	0.46
1:H:326:ILE:HG21	1:H:349:LEU:HG	1.98	0.46
1:F:326:ILE:HG21	1:F:349:LEU:CG	2.45	0.46
1:P:288:HIS:CG	1:P:289:SER:N	2.83	0.46
1:C:93:LYS:O	1:C:97:ARG:NE	2.49	0.46
1:M:82:ARG:NH2	1:M:86:LYS:HE3	2.26	0.46
1:M:93:LYS:O	1:M:97:ARG:NE	2.49	0.46
1:M:97:ARG:NH1	1:M:97:ARG:CG	2.73	0.46
1:A:130:PRO:CG	1:A:290:MET:O	2.61	0.46
1:N:93:LYS:O	1:N:97:ARG:NE	2.49	0.46
1:H:453:PHE:HD2	1:H:461:PRO:HG2	1.79	0.46
1:E:124:ASN:OD1	1:E:163:ASP:OD2	2.33	0.46
1:Q:244:LEU:HB3	1:Q:247:VAL:HG22	1.97	0.46
1:I:117:ASN:ND2	1:I:162:LEU:CD1	2.79	0.46
1:O:148:LEU:HD21	1:O:266:THR:HG21	1.80	0.46
1:O:117:ASN:ND2	1:O:162:LEU:CD1	2.79	0.46
1:E:453:PHE:HD2	1:E:461:PRO:HG2	1.79	0.46
1:I:453:PHE:HD2	1:I:461:PRO:HG2	1.79	0.46
1:I:131:TYR:HE1	1:I:135:ARG:NH1	2.13	0.46
1:O:131:TYR:HE1	1:O:135:ARG:NH1	2.13	0.46
1:L:131:TYR:HE1	1:L:135:ARG:NH1	2.13	0.46
1:I:404:LYS:HE2	1:I:407:LYS:HD2	1.96	0.46
1:L:404:LYS:HE2	1:L:407:LYS:HD2	1.96	0.46
1:Q:406:HIS:HD1	1:Q:406:HIS:C	2.19	0.46
1:E:406:HIS:HD1	1:E:406:HIS:C	2.19	0.46

Continued on next page...

Continued from previous page...

Atom-1	Atom-2	Interatomic distance (Å)	Clash overlap (Å)
1:M:406:HIS:HD1	1:M:406:HIS:C	2.19	0.46
1:I:139:LEU:CD2	1:I:139:LEU:N	2.73	0.46
1:H:485:THR:O	1:H:488:ARG:HG2	2.16	0.46
1:P:485:THR:O	1:P:488:ARG:HG2	2.16	0.46
1:E:494:PHE:O	1:E:498:GLU:HB3	2.15	0.46
1:F:485:THR:O	1:F:488:ARG:HG2	2.16	0.46
1:A:485:THR:O	1:A:488:ARG:HG2	2.16	0.46
1:O:60:ARG:HH11	1:O:60:ARG:CG	2.23	0.46
1:J:990:UNK:C	1:J:992:UNK:N	2.76	0.46
1:L:617:UNK:HA	1:L:904:UNK:CB	2.46	0.46
1:E:617:UNK:HA	1:E:904:UNK:CB	2.46	0.46
1:G:835:UNK:CB	1:G:836:UNK:H2	2.29	0.46
1:O:718:UNK:O	1:O:725:UNK:HA	2.15	0.46
1:M:101:MET:O	1:M:102:MET:C	2.50	0.46
1:C:101:MET:O	1:C:102:MET:C	2.50	0.46
1:E:732:UNK:C	1:E:734:UNK:N	2.78	0.46
1:Q:835:UNK:CB	1:Q:836:UNK:H2	2.29	0.46
1:A:732:UNK:C	1:A:734:UNK:N	2.78	0.46
1:N:325:SER:HB2	2:N:1301:DTP:H2'1	1.97	0.46
1:J:243:VAL:C	1:J:244:LEU:HD13	2.36	0.46
1:L:287:HIS:CB	1:L:290:MET:HB2	2.41	0.46
1:C:153:LEU:HD22	1:C:426:TYR:OH	2.15	0.46
1:H:283:ILE:CG2	1:H:290:MET:CE	2.94	0.46
1:H:326:ILE:HG21	1:H:349:LEU:CG	2.45	0.46
1:F:283:ILE:HG23	1:F:290:MET:CE	2.46	0.46
1:P:326:ILE:HG21	1:P:349:LEU:HG	1.98	0.46
1:P:65:LEU:HD21	1:P:73:VAL:HG13	1.97	0.46
1:H:65:LEU:HD21	1:H:73:VAL:HG13	1.97	0.46
1:Q:153:LEU:HD22	1:Q:426:TYR:OH	2.15	0.46
1:E:93:LYS:HD2	1:E:93:LYS:HA	1.72	0.46
1:C:97:ARG:NH1	1:C:97:ARG:CG	2.73	0.46
1:M:82:ARG:CB	1:M:82:ARG:NH1	2.73	0.46
1:F:19:PHE:CE2	1:F:92:ILE:CA	2.90	0.46
1:O:19:PHE:CE2	1:O:92:ILE:CA	2.90	0.46
1:O:65:LEU:HD22	1:O:76:PHE:CE2	2.51	0.46
1:I:65:LEU:HD22	1:I:76:PHE:CE2	2.51	0.46
1:L:16:LEU:HD12	1:L:92:ILE:HD11	1.93	0.46
1:D:16:LEU:HD12	1:D:92:ILE:HD11	1.93	0.46
1:A:288:HIS:CG	1:A:289:SER:N	2.83	0.46
1:A:283:ILE:HG23	1:A:290:MET:CE	2.46	0.46
1:J:15:ILE:HD11	1:J:92:ILE:HG22	1.95	0.46

Continued on next page...

Continued from previous page...

Atom-1	Atom-2	Interatomic distance (Å)	Clash overlap (Å)
1:Q:124:ASN:OD1	1:Q:163:ASP:OD2	2.33	0.46
1:Q:325:SER:HB2	2:Q:1301:DTP:H2'1	1.97	0.46
1:Q:149:ILE:O	1:Q:266:THR:N	2.41	0.46
1:C:117:ASN:ND2	1:C:162:LEU:CD1	2.79	0.46
1:C:285:LEU:CD2	1:C:285:LEU:N	2.73	0.46
1:M:117:ASN:ND2	1:M:162:LEU:CD1	2.79	0.46
1:I:244:LEU:HB3	1:I:247:VAL:HG22	1.96	0.46
1:G:124:ASN:OD1	1:G:163:ASP:OD2	2.33	0.46
1:G:325:SER:HB2	2:G:1301:DTP:H2'1	1.97	0.46
1:I:533:PRO:HB2	1:I:534:LYS:HE2	1.97	0.46
1:I:543:LEU:O	1:I:547:PRO:HD3	2.15	0.46
1:M:449:ILE:O	1:M:452:THR:OG1	2.27	0.46
1:D:131:TYR:HE1	1:D:135:ARG:NH1	2.13	0.46
1:F:406:HIS:C	1:F:406:HIS:HD1	2.19	0.46
1:K:406:HIS:HD1	1:K:406:HIS:C	2.19	0.46
1:D:485:THR:O	1:D:488:ARG:HG2	2.16	0.46
1:L:485:THR:O	1:L:488:ARG:HG2	2.16	0.46
1:O:137:ALA:CB	1:O:147:VAL:HG11	2.46	0.46
1:I:137:ALA:CB	1:I:147:VAL:HG11	2.46	0.46
1:E:543:LEU:O	1:E:547:PRO:HD3	2.15	0.46
1:D:617:UNK:HA	1:D:904:UNK:CB	2.46	0.46
1:M:617:UNK:HA	1:M:904:UNK:CB	2.46	0.46
1:N:617:UNK:HA	1:N:904:UNK:CB	2.46	0.46
1:J:617:UNK:HA	1:J:904:UNK:CB	2.46	0.46
1:A:835:UNK:CB	1:A:836:UNK:H2	2.28	0.46
1:M:111:ASP:O	1:M:112:ARG:C	2.50	0.46
1:N:492:LEU:HD12	1:N:577:ALA:HB2	1.98	0.46
1:J:492:LEU:HD12	1:J:577:ALA:HB2	1.98	0.46
1:I:869:UNK:O	1:I:870:UNK:CB	2.61	0.46
1:F:732:UNK:C	1:F:734:UNK:N	2.78	0.46
1:F:835:UNK:CB	1:F:836:UNK:H2	2.28	0.46
1:N:124:ASN:OD1	1:N:163:ASP:OD2	2.33	0.46
1:N:243:VAL:C	1:N:244:LEU:HD13	2.36	0.46
1:N:288:HIS:CG	1:N:289:SER:N	2.83	0.46
1:J:124:ASN:OD1	1:J:163:ASP:OD2	2.33	0.46
1:J:325:SER:HB2	2:J:1301:DTP:H2'1	1.97	0.46
1:J:260:CYS:HB3	1:J:262:ILE:CG2	2.42	0.46
1:L:242:LEU:H	1:L:262:ILE:HA	1.79	0.46
1:D:275:LEU:N	1:D:275:LEU:CD2	2.73	0.46
1:M:153:LEU:HD22	1:M:426:TYR:OH	2.15	0.46
1:E:174:MET:HE3	1:E:241:LEU:CA	2.38	0.46

Continued on next page...

Continued from previous page...

Atom-1	Atom-2	Interatomic distance (Å)	Clash overlap (Å)
1:F:130:PRO:CG	1:F:290:MET:O	2.61	0.46
1:F:288:HIS:CG	1:F:289:SER:N	2.83	0.46
1:P:283:ILE:CG2	1:P:290:MET:CE	2.94	0.46
1:D:354:GLU:HA	1:D:357:LEU:HD12	1.96	0.46
1:C:15:ILE:CD1	1:C:92:ILE:HG22	2.39	0.46
1:C:93:LYS:HE2	1:C:97:ARG:CZ	2.34	0.46
1:M:65:LEU:HD22	1:M:76:PHE:CE2	2.51	0.46
1:G:153:LEU:HD22	1:G:426:TYR:OH	2.15	0.46
1:F:36:PRO:O	1:F:39:ILE:CG2	2.64	0.46
1:A:36:PRO:O	1:A:39:ILE:CG2	2.64	0.46
1:A:65:LEU:HD22	1:A:76:PHE:CE2	2.51	0.46
1:P:453:PHE:HD2	1:P:461:PRO:HG2	1.79	0.46
1:K:375:PHE:HB3	1:K:376:PRO:CD	2.46	0.46
1:Q:283:ILE:CG2	1:Q:290:MET:CE	2.94	0.46
1:Q:283:ILE:HG23	1:Q:290:MET:CE	2.46	0.46
1:Q:294:PRO:O	1:Q:297:VAL:CG2	2.48	0.46
1:G:149:ILE:O	1:G:266:THR:N	2.41	0.46
1:G:117:ASN:ND2	1:G:162:LEU:CD1	2.79	0.46
1:G:283:ILE:HG23	1:G:290:MET:CE	2.46	0.46
1:I:283:ILE:HG23	1:I:290:MET:CE	2.46	0.46
1:O:114:TYR:CE1	1:O:166:LEU:HD12	2.49	0.46
1:O:283:ILE:HG23	1:O:290:MET:CE	2.46	0.46
1:Q:117:ASN:ND2	1:Q:162:LEU:CD1	2.79	0.46
1:E:94:THR:HG22	1:E:94:THR:O	2.14	0.46
1:K:94:THR:HG22	1:K:94:THR:O	2.14	0.46
1:Q:533:PRO:HB2	1:Q:534:LYS:HE2	1.97	0.46
1:N:449:ILE:O	1:N:452:THR:OG1	2.27	0.46
1:K:453:PHE:HD2	1:K:461:PRO:HG2	1.79	0.46
1:A:406:HIS:HD1	1:A:406:HIS:C	2.19	0.46
1:O:139:LEU:CD2	1:O:139:LEU:N	2.73	0.46
1:N:485:THR:O	1:N:488:ARG:HG2	2.16	0.46
1:A:137:ALA:CB	1:A:147:VAL:HG11	2.46	0.46
1:F:137:ALA:CB	1:F:147:VAL:HG11	2.46	0.46
1:A:543:LEU:O	1:A:547:PRO:HD3	2.15	0.46
1:C:617:UNK:HA	1:C:904:UNK:CB	2.46	0.46
1:Q:617:UNK:HA	1:Q:904:UNK:CB	2.46	0.46
1:G:617:UNK:HA	1:G:904:UNK:CB	2.46	0.46
1:O:562:LEU:HD11	1:O:580:GLN:HG3	1.97	0.46
1:N:835:UNK:CB	1:N:836:UNK:H2	2.28	0.46
1:J:835:UNK:CB	1:J:836:UNK:H2	2.28	0.46
1:O:835:UNK:CB	1:O:836:UNK:H2	2.29	0.46

Continued on next page...

Continued from previous page...

Atom-1	Atom-2	Interatomic distance (Å)	Clash overlap (Å)
1:K:492:LEU:HD12	1:K:577:ALA:HB2	1.98	0.46
1:E:492:LEU:HD12	1:E:577:ALA:HB2	1.98	0.46
1:J:288:HIS:CG	1:J:289:SER:N	2.83	0.46
1:O:241:LEU:CG	1:O:263:LEU:HD23	2.41	0.46
1:P:153:LEU:HD23	1:P:153:LEU:C	2.34	0.46
1:D:242:LEU:H	1:D:262:ILE:HA	1.79	0.46
1:K:138:LEU:HD21	1:K:263:LEU:HD22	1.98	0.46
1:E:138:LEU:HD21	1:E:263:LEU:HD22	1.98	0.46
1:F:243:VAL:C	1:F:244:LEU:HD13	2.36	0.46
1:F:283:ILE:CG2	1:F:290:MET:CE	2.94	0.46
1:P:326:ILE:HG21	1:P:349:LEU:CG	2.45	0.46
1:Q:75:LYS:O	1:Q:80:VAL:CG2	2.54	0.46
1:K:36:PRO:O	1:K:39:ILE:CG2	2.64	0.46
1:C:65:LEU:HD22	1:C:76:PHE:CE2	2.51	0.46
1:C:82:ARG:NH2	1:C:86:LYS:HE3	2.26	0.46
1:O:35:MET:CA	1:O:35:MET:HE2	2.24	0.46
1:L:93:LYS:O	1:L:97:ARG:NE	2.49	0.46
1:D:93:LYS:O	1:D:97:ARG:NE	2.49	0.46
1:A:283:ILE:CG2	1:A:290:MET:CE	2.94	0.46
1:H:375:PHE:HB3	1:H:376:PRO:CD	2.46	0.46
1:F:381:ILE:HA	1:F:382:PRO:HD3	1.81	0.46
1:A:369:PHE:HE1	1:A:410:LEU:HB3	1.80	0.46
1:E:375:PHE:HB3	1:E:376:PRO:CD	2.46	0.46
1:E:377:PRO:HA	1:E:427:LEU:HD22	1.98	0.46
1:K:377:PRO:HA	1:K:427:LEU:HD22	1.98	0.46
1:J:375:PHE:HB3	1:J:376:PRO:CD	2.46	0.46
1:N:375:PHE:HB3	1:N:376:PRO:CD	2.46	0.46
1:M:377:PRO:HA	1:M:427:LEU:HD22	1.98	0.46
1:C:377:PRO:HA	1:C:427:LEU:HD22	1.98	0.46
1:G:283:ILE:CG2	1:G:290:MET:CE	2.94	0.46
1:G:317:LEU:CB	1:G:341:TRP:CZ2	2.99	0.46
1:C:129:GLN:N	1:C:130:PRO:CD	2.77	0.46
1:I:283:ILE:CG2	1:I:290:MET:CE	2.94	0.46
1:O:244:LEU:HB3	1:O:247:VAL:HG22	1.97	0.46
1:O:283:ILE:CG2	1:O:290:MET:CE	2.94	0.46
1:F:165:CYS:SG	1:F:178:ILE:HG21	2.56	0.46
1:A:165:CYS:SG	1:A:178:ILE:HG21	2.56	0.46
1:G:242:LEU:HD21	1:G:262:ILE:CG2	2.40	0.46
1:G:533:PRO:HB2	1:G:534:LYS:HE2	1.97	0.46
1:O:533:PRO:HB2	1:O:534:LYS:HE2	1.97	0.46
1:D:449:ILE:O	1:D:452:THR:OG1	2.27	0.46

Continued on next page...

Continued from previous page...

Atom-1	Atom-2	Interatomic distance (Å)	Clash overlap (Å)
1:J:449:ILE:O	1:J:452:THR:OG1	2.27	0.46
1:C:449:ILE:O	1:C:452:THR:OG1	2.27	0.46
1:G:131:TYR:HE1	1:G:135:ARG:NH1	2.13	0.46
1:Q:131:TYR:HE1	1:Q:135:ARG:NH1	2.13	0.46
1:P:406:HIS:C	1:P:406:HIS:HD1	2.19	0.46
1:G:406:HIS:C	1:G:406:HIS:HD1	2.19	0.46
1:D:406:HIS:HD1	1:D:406:HIS:C	2.19	0.46
1:L:406:HIS:HD1	1:L:406:HIS:C	2.19	0.46
1:C:406:HIS:C	1:C:406:HIS:HD1	2.19	0.46
1:G:137:ALA:CB	1:G:147:VAL:HG11	2.46	0.46
1:Q:137:ALA:CB	1:Q:147:VAL:HG11	2.46	0.46
1:I:60:ARG:CG	1:I:60:ARG:HH11	2.23	0.46
1:N:60:ARG:CG	1:N:60:ARG:HH11	2.23	0.46
1:P:60:ARG:CG	1:P:60:ARG:HH11	2.23	0.46
1:K:543:LEU:O	1:K:547:PRO:HD3	2.15	0.46
1:F:543:LEU:O	1:F:547:PRO:HD3	2.15	0.46
1:H:732:UNK:C	1:H:734:UNK:N	2.78	0.46
1:I:835:UNK:CB	1:I:836:UNK:H2	2.29	0.46
1:C:447:TYR:CE1	1:C:482:GLU:HG2	2.51	0.46
1:G:492:LEU:HD12	1:G:577:ALA:HB2	1.98	0.46
1:E:1152:UNK:HA	1:E:1164:UNK:HA	1.98	0.46
1:E:447:TYR:CE1	1:E:482:GLU:HG2	2.51	0.46
1:I:562:LEU:HD11	1:I:580:GLN:HG3	1.97	0.46
1:C:111:ASP:O	1:C:112:ARG:C	2.50	0.46
1:K:1152:UNK:HA	1:K:1164:UNK:HA	1.98	0.46
1:N:149:ILE:O	1:N:266:THR:N	2.41	0.46
1:J:149:ILE:O	1:J:266:THR:N	2.41	0.46
1:I:241:LEU:CG	1:I:263:LEU:HD23	2.41	0.46
1:L:138:LEU:HD21	1:L:263:LEU:HD22	1.98	0.46
1:D:138:LEU:HD21	1:D:263:LEU:HD22	1.98	0.46
1:D:287:HIS:CB	1:D:290:MET:HB2	2.41	0.46
1:H:165:CYS:SG	1:H:178:ILE:HG21	2.56	0.46
1:H:283:ILE:HG23	1:H:290:MET:CE	2.46	0.46
1:P:165:CYS:SG	1:P:178:ILE:HG21	2.56	0.46
1:P:283:ILE:HG23	1:P:290:MET:CE	2.46	0.46
1:P:325:SER:HB2	2:P:1301:DTP:H2'1	1.97	0.46
1:L:354:GLU:HA	1:L:357:LEU:HD12	1.96	0.46
1:A:216:ASN:HB2	1:A:219:LEU:CB	2.46	0.46
1:F:216:ASN:HB2	1:F:219:LEU:CB	2.46	0.46
1:G:36:PRO:O	1:G:39:ILE:CG2	2.64	0.46
1:E:36:PRO:O	1:E:39:ILE:CG2	2.64	0.46

Continued on next page...

Continued from previous page...

Atom-1	Atom-2	Interatomic distance (Å)	Clash overlap (Å)
1:F:65:LEU:HD22	1:F:76:PHE:CE2	2.51	0.46
1:N:15:ILE:HD11	1:N:92:ILE:HG22	1.95	0.46
1:P:375:PHE:HB3	1:P:376:PRO:CD	2.46	0.46
1:I:375:PHE:HB3	1:I:376:PRO:CD	2.46	0.46
1:K:317:LEU:CB	1:K:341:TRP:CZ2	2.99	0.46
1:K:352:ILE:O	1:K:352:ILE:HG12	2.14	0.46
1:D:377:PRO:HA	1:D:427:LEU:HD22	1.98	0.46
1:E:246:ASN:N	1:E:246:ASN:OD1	2.48	0.46
1:E:317:LEU:CB	1:E:341:TRP:CZ2	2.99	0.46
1:E:352:ILE:O	1:E:352:ILE:HG12	2.14	0.46
1:L:377:PRO:HA	1:L:427:LEU:HD22	1.98	0.46
1:Q:242:LEU:HD21	1:Q:262:ILE:CG2	2.39	0.46
1:Q:246:ASN:N	1:Q:265:THR:CG2	2.61	0.46
1:Q:317:LEU:CB	1:Q:341:TRP:CZ2	2.99	0.46
1:M:129:GLN:N	1:M:130:PRO:CD	2.77	0.46
1:I:114:TYR:CE1	1:I:166:LEU:HD12	2.49	0.46
1:N:131:TYR:HE1	1:N:135:ARG:NH1	2.13	0.46
1:A:63:TRP:CZ2	1:A:131:TYR:CE2	3.02	0.46
1:H:406:HIS:HD1	1:H:406:HIS:C	2.19	0.46
1:I:406:HIS:HD1	1:I:406:HIS:C	2.19	0.46
1:C:485:THR:O	1:C:488:ARG:HG2	2.16	0.46
1:C:488:ARG:NH1	1:C:488:ARG:HG2	2.27	0.46
1:J:485:THR:O	1:J:488:ARG:HG2	2.16	0.46
1:H:60:ARG:CG	1:H:60:ARG:HH11	2.23	0.46
1:G:562:LEU:HD11	1:G:580:GLN:HG3	1.97	0.46
1:O:447:TYR:CE1	1:O:482:GLU:HG2	2.51	0.46
1:I:447:TYR:CE1	1:I:482:GLU:HG2	2.51	0.46
1:M:329:GLU:OE2	1:M:332:ARG:NH1	2.48	0.46
1:M:1152:UNK:HA	1:M:1164:UNK:HA	1.98	0.46
1:M:447:TYR:CE1	1:M:482:GLU:HG2	2.51	0.46
1:Q:492:LEU:HD12	1:Q:577:ALA:HB2	1.98	0.46
1:K:447:TYR:CE1	1:K:482:GLU:HG2	2.51	0.46
1:N:260:CYS:HB3	1:N:262:ILE:CG2	2.42	0.46
1:H:153:LEU:HD23	1:H:153:LEU:C	2.34	0.46
1:D:157:LYS:CD	1:D:265:THR:OG1	2.59	0.46
1:N:216:ASN:HB2	1:N:219:LEU:CB	2.46	0.46
1:H:325:SER:HB2	2:H:1301:DTP:H2'1	1.97	0.46
1:F:326:ILE:HG21	1:F:349:LEU:HG	1.98	0.46
1:J:216:ASN:HB2	1:J:219:LEU:CB	2.46	0.46
1:Q:16:LEU:HD12	1:Q:92:ILE:HD11	1.93	0.46
1:Q:36:PRO:O	1:Q:39:ILE:CG2	2.64	0.46

Continued on next page...

Continued from previous page...

Atom-1	Atom-2	Interatomic distance (Å)	Clash overlap (Å)
1:G:16:LEU:HD12	1:G:92:ILE:HD11	1.93	0.46
1:G:75:LYS:O	1:G:80:VAL:CG2	2.54	0.46
1:D:26:ASN:N	1:D:26:ASN:ND2	2.60	0.46
1:H:95:GLU:O	1:H:96:GLN:C	2.52	0.46
1:L:26:ASN:ND2	1:L:26:ASN:N	2.60	0.46
1:E:70:GLU:H	1:E:70:GLU:HG3	1.61	0.46
1:K:65:LEU:HD22	1:K:76:PHE:CE2	2.51	0.46
1:C:36:PRO:O	1:C:39:ILE:CG2	2.64	0.46
1:M:36:PRO:O	1:M:39:ILE:CG2	2.64	0.46
1:M:93:LYS:HD2	1:M:93:LYS:HA	1.72	0.46
1:I:19:PHE:CE2	1:I:92:ILE:CA	2.90	0.46
1:L:36:PRO:O	1:L:39:ILE:CG2	2.64	0.46
1:A:326:ILE:HG21	1:A:349:LEU:HG	1.98	0.46
1:O:375:PHE:HB3	1:O:376:PRO:CD	2.46	0.46
1:F:369:PHE:HE1	1:F:410:LEU:HB3	1.80	0.46
1:K:244:LEU:HB3	1:K:247:VAL:HG22	1.97	0.46
1:K:246:ASN:N	1:K:246:ASN:OD1	2.48	0.46
1:K:326:ILE:HG21	1:K:349:LEU:HG	1.98	0.46
1:E:130:PRO:CG	1:E:290:MET:O	2.61	0.46
1:E:244:LEU:HB3	1:E:247:VAL:HG22	1.96	0.46
1:Q:284:SER:O	1:Q:285:LEU:CG	2.60	0.46
1:Q:326:ILE:HG21	1:Q:349:LEU:CG	2.45	0.46
1:M:326:ILE:HG21	1:M:349:LEU:HG	1.98	0.46
1:H:543:LEU:O	1:H:547:PRO:HD3	2.15	0.46
1:K:533:PRO:HB2	1:K:534:LYS:HE2	1.97	0.46
1:E:533:PRO:HB2	1:E:534:LYS:HE2	1.97	0.46
1:L:449:ILE:O	1:L:452:THR:OG1	2.27	0.46
1:Q:63:TRP:CZ2	1:Q:131:TYR:CE2	3.02	0.46
1:F:63:TRP:CZ2	1:F:131:TYR:CE2	3.02	0.46
1:J:406:HIS:HD2	1:J:413:LYS:HB3	1.79	0.46
1:M:485:THR:O	1:M:488:ARG:HG2	2.16	0.46
1:M:488:ARG:NH1	1:M:488:ARG:HG2	2.27	0.46
1:C:60:ARG:CG	1:C:60:ARG:HH11	2.23	0.46
1:D:329:GLU:OE2	1:D:332:ARG:NH1	2.48	0.46
1:C:1152:UNK:HA	1:C:1164:UNK:HA	1.98	0.46
1:L:562:LEU:HD11	1:L:580:GLN:HG3	1.97	0.46
1:I:732:UNK:C	1:I:734:UNK:N	2.78	0.46
1:P:732:UNK:C	1:P:734:UNK:N	2.78	0.46
1:D:835:UNK:CB	1:D:836:UNK:H2	2.28	0.46
1:Q:732:UNK:C	1:Q:734:UNK:N	2.78	0.46
1:E:835:UNK:CB	1:E:836:UNK:H2	2.29	0.46

Continued on next page...

Continued from previous page...

Atom-1	Atom-2	Interatomic distance (Å)	Clash overlap (Å)
1:N:301:LEU:CD1	1:N:324:LEU:HD11	2.46	0.46
1:J:301:LEU:CD1	1:J:324:LEU:HD11	2.46	0.46
1:L:124:ASN:OD1	1:L:163:ASP:OD2	2.33	0.46
1:L:294:PRO:O	1:L:297:VAL:CG2	2.48	0.46
1:L:317:LEU:CB	1:L:341:TRP:CZ2	2.99	0.46
1:D:124:ASN:OD1	1:D:163:ASP:OD2	2.33	0.46
1:H:242:LEU:HD23	1:H:262:ILE:CG2	2.46	0.46
1:P:242:LEU:HD23	1:P:262:ILE:CG2	2.46	0.46
1:Q:93:LYS:O	1:Q:97:ARG:NE	2.49	0.46
1:J:153:LEU:HD22	1:J:426:TYR:OH	2.15	0.46
1:N:153:LEU:HD22	1:N:426:TYR:OH	2.15	0.46
1:E:65:LEU:HD22	1:E:76:PHE:CE2	2.51	0.46
1:F:65:LEU:HD21	1:F:73:VAL:HG13	1.97	0.46
1:A:65:LEU:HD21	1:A:73:VAL:HG13	1.97	0.46
1:L:65:LEU:HD22	1:L:76:PHE:CE2	2.51	0.46
1:D:36:PRO:O	1:D:39:ILE:CG2	2.64	0.46
1:A:138:LEU:HD21	1:A:263:LEU:HD22	1.98	0.46
1:Q:375:PHE:HB3	1:Q:376:PRO:CD	2.46	0.46
1:K:130:PRO:CG	1:K:290:MET:O	2.61	0.46
1:E:301:LEU:CD1	1:E:324:LEU:HD11	2.46	0.46
1:E:326:ILE:HG21	1:E:349:LEU:HG	1.98	0.46
1:G:294:PRO:O	1:G:297:VAL:CG2	2.48	0.46
1:G:326:ILE:HG21	1:G:349:LEU:CG	2.45	0.46
1:M:283:ILE:HG23	1:M:290:MET:CE	2.46	0.46
1:I:148:LEU:HD21	1:I:266:THR:HG21	1.80	0.46
1:J:131:TYR:HE1	1:J:135:ARG:NH1	2.13	0.46
1:G:63:TRP:CZ2	1:G:131:TYR:CE2	3.02	0.46
1:A:131:TYR:HE1	1:A:135:ARG:NH1	2.13	0.46
1:F:131:TYR:HE1	1:F:135:ARG:NH1	2.13	0.46
1:P:406:HIS:HD2	1:P:413:LYS:HB3	1.79	0.46
1:H:406:HIS:HD2	1:H:413:LYS:HB3	1.79	0.46
1:O:406:HIS:HD1	1:O:406:HIS:C	2.19	0.46
1:N:406:HIS:HD2	1:N:413:LYS:HB3	1.79	0.46
1:I:485:THR:O	1:I:488:ARG:HG2	2.16	0.46
1:M:137:ALA:CB	1:M:147:VAL:HG11	2.46	0.46
1:M:60:ARG:CG	1:M:60:ARG:HH11	2.23	0.46
1:J:1152:UNK:HA	1:J:1164:UNK:HA	1.98	0.46
1:D:1152:UNK:HA	1:D:1164:UNK:HA	1.98	0.46
1:D:136:GLN:OE1	1:D:136:GLN:HA	2.14	0.46
1:P:492:LEU:HD12	1:P:577:ALA:HB2	1.98	0.46
1:K:835:UNK:CB	1:K:836:UNK:H2	2.29	0.46

Continued on next page...

Continued from previous page...

Atom-1	Atom-2	Interatomic distance (Å)	Clash overlap (Å)
1:D:562:LEU:HD11	1:D:580:GLN:HG3	1.97	0.46
1:N:1152:UNK:HA	1:N:1164:UNK:HA	1.98	0.46
1:L:835:UNK:CB	1:L:836:UNK:H2	2.28	0.46
1:Q:562:LEU:HD11	1:Q:580:GLN:HG3	1.97	0.46
1:G:732:UNK:C	1:G:734:UNK:N	2.78	0.46
1:N:114:TYR:CE1	1:N:166:LEU:HD12	2.49	0.45
1:I:138:LEU:HD21	1:I:263:LEU:HD22	1.98	0.45
1:L:157:LYS:CD	1:L:265:THR:OG1	2.59	0.45
1:L:283:ILE:CG2	1:L:290:MET:CE	2.94	0.45
1:D:125:VAL:N	2:D:1301:DTP:HN61	2.06	0.45
1:D:283:ILE:CG2	1:D:290:MET:CE	2.94	0.45
1:D:294:PRO:O	1:D:297:VAL:CG2	2.48	0.45
1:D:317:LEU:CB	1:D:341:TRP:CZ2	2.99	0.45
1:F:138:LEU:HD21	1:F:263:LEU:HD22	1.98	0.45
1:I:153:LEU:HD22	1:I:426:TYR:OH	2.15	0.45
1:G:93:LYS:O	1:G:97:ARG:NE	2.49	0.45
1:P:95:GLU:O	1:P:96:GLN:C	2.52	0.45
1:K:70:GLU:HG3	1:K:70:GLU:H	1.61	0.45
1:C:93:LYS:HA	1:C:93:LYS:HD2	1.72	0.45
1:F:12:TYR:CD2	1:F:77:VAL:CG2	2.87	0.45
1:F:41:SER:O	1:F:45:ILE:HG22	2.17	0.45
1:A:41:SER:O	1:A:45:ILE:HG22	2.17	0.45
1:O:36:PRO:O	1:O:39:ILE:CG2	2.64	0.45
1:I:36:PRO:O	1:I:39:ILE:CG2	2.64	0.45
1:H:84:ASN:ND2	1:H:85:TYR:CE1	2.84	0.45
1:L:65:LEU:HD21	1:L:73:VAL:HG13	1.97	0.45
1:D:39:ILE:CA	1:D:75:LYS:HZ3	2.28	0.45
1:D:65:LEU:HD22	1:D:76:PHE:CE2	2.51	0.45
1:G:375:PHE:HB3	1:G:376:PRO:CD	2.46	0.45
1:K:301:LEU:CD1	1:K:324:LEU:HD11	2.46	0.45
1:C:283:ILE:HG23	1:C:290:MET:CE	2.46	0.45
1:C:326:ILE:HG21	1:C:349:LEU:HG	1.98	0.45
1:P:543:LEU:O	1:P:547:PRO:HD3	2.15	0.45
1:N:406:HIS:HD1	1:N:406:HIS:C	2.19	0.45
1:O:485:THR:O	1:O:488:ARG:HG2	2.16	0.45
1:C:137:ALA:CB	1:C:147:VAL:HG11	2.46	0.45
1:J:60:ARG:CG	1:J:60:ARG:HH11	2.23	0.45
1:G:447:TYR:CE1	1:G:482:GLU:HG2	2.51	0.45
1:Q:136:GLN:OE1	1:Q:136:GLN:HA	2.14	0.45
1:F:208:THR:OG1	1:F:208:THR:O	2.26	0.45
1:L:136:GLN:HA	1:L:136:GLN:OE1	2.14	0.45

Continued on next page...

Continued from previous page...

Atom-1	Atom-2	Interatomic distance (Å)	Clash overlap (Å)
1:L:1152:UNK:HA	1:L:1164:UNK:HA	1.98	0.45
1:L:329:GLU:OE2	1:L:332:ARG:NH1	2.48	0.45
1:H:492:LEU:HD12	1:H:577:ALA:HB2	1.98	0.45
1:N:244:LEU:N	1:N:244:LEU:CD1	2.78	0.45
1:O:138:LEU:HD21	1:O:263:LEU:HD22	1.98	0.45
1:L:283:ILE:HG23	1:L:290:MET:CE	2.46	0.45
1:D:283:ILE:HG23	1:D:290:MET:CE	2.46	0.45
1:H:124:ASN:OD1	1:H:163:ASP:OD2	2.33	0.45
1:H:138:LEU:HD21	1:H:263:LEU:HD22	1.98	0.45
1:P:138:LEU:HD21	1:P:263:LEU:HD22	1.98	0.45
1:I:354:GLU:HA	1:I:357:LEU:HD12	1.96	0.45
1:O:354:GLU:HA	1:O:357:LEU:HD12	1.96	0.45
1:Q:65:LEU:HD21	1:Q:73:VAL:HG13	1.97	0.45
1:G:65:LEU:HD21	1:G:73:VAL:HG13	1.97	0.45
1:G:93:LYS:O	1:G:97:ARG:HD2	2.17	0.45
1:P:36:PRO:O	1:P:39:ILE:CG2	2.64	0.45
1:P:93:LYS:O	1:P:97:ARG:HD2	2.16	0.45
1:H:93:LYS:O	1:H:97:ARG:HD2	2.16	0.45
1:O:84:ASN:ND2	1:O:85:TYR:CE1	2.84	0.45
1:I:84:ASN:ND2	1:I:85:TYR:CE1	2.84	0.45
1:M:19:PHE:CE2	1:M:92:ILE:CA	2.90	0.45
1:M:75:LYS:O	1:M:80:VAL:CG2	2.54	0.45
1:F:93:LYS:O	1:F:97:ARG:NE	2.49	0.45
1:A:93:LYS:O	1:A:97:ARG:NE	2.49	0.45
1:D:65:LEU:HD21	1:D:73:VAL:HG13	1.97	0.45
1:P:84:ASN:ND2	1:P:85:TYR:CE1	2.84	0.45
1:A:287:HIS:CB	1:A:290:MET:HB2	2.41	0.45
1:A:317:LEU:CB	1:A:341:TRP:CZ2	2.99	0.45
1:N:36:PRO:O	1:N:39:ILE:CG2	2.64	0.45
1:P:381:ILE:HA	1:P:382:PRO:HD3	1.81	0.45
1:Q:301:LEU:CD1	1:Q:324:LEU:HD11	2.46	0.45
1:G:284:SER:O	1:G:285:LEU:CG	2.60	0.45
1:C:283:ILE:CG2	1:C:290:MET:CE	2.94	0.45
1:C:317:LEU:CB	1:C:341:TRP:CZ2	2.99	0.45
1:M:165:CYS:SG	1:M:178:ILE:HG21	2.56	0.45
1:M:283:ILE:CG2	1:M:290:MET:CE	2.94	0.45
1:I:325:SER:HB2	2:I:1301:DTP:H2'1	1.97	0.45
1:E:171:GLN:HE22	1:E:178:ILE:HD13	1.66	0.45
1:J:94:THR:C	1:J:98:GLN:HG2	2.25	0.45
1:M:63:TRP:CZ2	1:M:131:TYR:CE2	3.02	0.45
1:J:406:HIS:HD1	1:J:406:HIS:C	2.19	0.45

Continued on next page...

Continued from previous page...

Atom-1	Atom-2	Interatomic distance (Å)	Clash overlap (Å)
1:Q:485:THR:O	1:Q:488:ARG:HG2	2.16	0.45
1:P:137:ALA:CB	1:P:147:VAL:HG11	2.46	0.45
1:J:137:ALA:CB	1:J:147:VAL:HG11	2.46	0.45
1:Q:52:LYS:HZ2	1:Q:52:LYS:C	2.20	0.45
1:G:52:LYS:HZ2	1:G:52:LYS:C	2.20	0.45
1:L:492:LEU:HD12	1:L:577:ALA:HB2	1.98	0.45
1:G:136:GLN:HA	1:G:136:GLN:OE1	2.14	0.45
1:F:1152:UNK:HA	1:F:1164:UNK:HA	1.98	0.45
1:Q:1187:UNK:O	1:Q:1188:UNK:C	2.59	0.45
1:A:1152:UNK:HA	1:A:1164:UNK:HA	1.98	0.45
1:Q:447:TYR:CE1	1:Q:482:GLU:HG2	2.51	0.45
1:N:283:ILE:HG23	1:N:290:MET:CE	2.46	0.45
1:N:317:LEU:CB	1:N:341:TRP:CZ2	2.99	0.45
1:J:244:LEU:CD1	1:J:244:LEU:N	2.78	0.45
1:J:317:LEU:CB	1:J:341:TRP:CZ2	2.99	0.45
1:L:301:LEU:CD1	1:L:324:LEU:HD11	2.46	0.45
1:D:301:LEU:CD1	1:D:324:LEU:HD11	2.46	0.45
1:F:197:GLN:HG2	1:G:219:LEU:HD21	1.99	0.45
1:F:317:LEU:CB	1:F:341:TRP:CZ2	2.99	0.45
1:A:197:GLN:HG2	1:Q:219:LEU:HD21	1.99	0.45
1:P:124:ASN:OD1	1:P:163:ASP:OD2	2.33	0.45
1:P:219:LEU:HD21	1:Q:197:GLN:HG2	1.99	0.45
1:E:197:GLN:HG2	1:F:219:LEU:HD21	1.99	0.45
1:O:153:LEU:HD22	1:O:426:TYR:OH	2.15	0.45
1:G:197:GLN:HG2	1:H:219:LEU:HD21	1.99	0.45
1:Q:41:SER:O	1:Q:45:ILE:HG22	2.17	0.45
1:Q:93:LYS:O	1:Q:97:ARG:HD2	2.17	0.45
1:G:41:SER:O	1:G:45:ILE:HG22	2.17	0.45
1:P:93:LYS:O	1:P:97:ARG:NE	2.49	0.45
1:H:36:PRO:O	1:H:39:ILE:CG2	2.64	0.45
1:J:353:ILE:HD11	1:J:426:TYR:CB	2.37	0.45
1:G:241:LEU:CG	1:G:263:LEU:HD23	2.41	0.45
1:E:86:LYS:HB3	1:Q:26:ASN:HB3	1.98	0.45
1:Q:26:ASN:N	1:Q:26:ASN:ND2	2.60	0.45
1:G:26:ASN:HB3	1:K:86:LYS:HB3	1.98	0.45
1:G:26:ASN:ND2	1:G:26:ASN:N	2.60	0.45
1:C:87:PHE:CZ	1:O:88:LEU:HD12	2.41	0.45
1:A:149:ILE:O	1:A:266:THR:N	2.41	0.45
1:A:243:VAL:C	1:A:244:LEU:HD13	2.36	0.45
1:J:36:PRO:O	1:J:39:ILE:CG2	2.64	0.45
1:H:377:PRO:HA	1:H:427:LEU:HD22	1.98	0.45

Continued on next page...

Continued from previous page...

Atom-1	Atom-2	Interatomic distance (Å)	Clash overlap (Å)
1:P:377:PRO:HA	1:P:427:LEU:HD22	1.98	0.45
1:G:165:CYS:SG	1:G:178:ILE:HG21	2.56	0.45
1:G:301:LEU:CD1	1:G:324:LEU:HD11	2.46	0.45
1:C:165:CYS:SG	1:C:178:ILE:HG21	2.56	0.45
1:M:317:LEU:CB	1:M:341:TRP:CZ2	2.99	0.45
1:O:325:SER:HB2	2:O:1301:DTP:H2'1	1.97	0.45
1:O:125:VAL:N	2:O:1301:DTP:HN62	2.04	0.45
1:O:326:ILE:HG21	1:O:349:LEU:HG	1.98	0.45
1:E:117:ASN:ND2	1:E:162:LEU:CD1	2.79	0.45
1:Q:165:CYS:SG	1:Q:178:ILE:HG21	2.56	0.45
1:K:117:ASN:ND2	1:K:162:LEU:CD1	2.79	0.45
1:A:533:PRO:HB2	1:A:534:LYS:HE2	1.97	0.45
1:D:533:PRO:HB2	1:D:534:LYS:HE2	1.97	0.45
1:E:137:ALA:CB	1:E:147:VAL:HG11	2.46	0.45
1:G:485:THR:O	1:G:488:ARG:HG2	2.16	0.45
1:K:137:ALA:CB	1:K:147:VAL:HG11	2.46	0.45
1:O:617:UNK:HA	1:O:904:UNK:CB	2.46	0.45
1:H:617:UNK:HA	1:H:904:UNK:CB	2.46	0.45
1:D:492:LEU:HD12	1:D:577:ALA:HB2	1.98	0.45
1:N:117:ASN:ND2	1:N:162:LEU:CD1	2.79	0.45
1:J:114:TYR:CE1	1:J:166:LEU:HD12	2.49	0.45
1:J:283:ILE:HG23	1:J:290:MET:CE	2.46	0.45
1:M:138:LEU:HD21	1:M:263:LEU:HD22	1.98	0.45
1:C:138:LEU:HD21	1:C:263:LEU:HD22	1.98	0.45
1:O:216:ASN:HB2	1:O:219:LEU:CB	2.46	0.45
1:L:125:VAL:N	2:L:1301:DTP:HN61	2.06	0.45
1:H:117:ASN:ND2	1:H:162:LEU:CD1	2.79	0.45
1:Q:216:ASN:HB2	1:Q:219:LEU:CB	2.46	0.45
1:D:216:ASN:HB2	1:D:219:LEU:CB	2.46	0.45
1:L:216:ASN:HB2	1:L:219:LEU:CB	2.46	0.45
1:A:219:LEU:HD21	1:K:197:GLN:HG2	1.99	0.45
1:H:216:ASN:HB2	1:H:219:LEU:CB	2.46	0.45
1:Q:241:LEU:CG	1:Q:263:LEU:HD23	2.41	0.45
1:E:65:LEU:HD21	1:E:73:VAL:HG13	1.97	0.45
1:A:26:ASN:HB3	1:F:86:LYS:HB3	1.98	0.45
1:A:12:TYR:CD2	1:A:77:VAL:CG2	2.87	0.45
1:A:86:LYS:HB3	1:F:26:ASN:HB3	1.98	0.45
1:L:41:SER:O	1:L:45:ILE:HG22	2.17	0.45
1:L:93:LYS:HD2	1:L:93:LYS:HA	1.72	0.45
1:J:84:ASN:ND2	1:J:85:TYR:CE1	2.84	0.45
1:F:377:PRO:HA	1:F:427:LEU:HD22	1.98	0.45

Continued on next page...

Continued from previous page...

Atom-1	Atom-2	Interatomic distance (Å)	Clash overlap (Å)
1:A:377:PRO:HA	1:A:427:LEU:HD22	1.98	0.45
1:J:377:PRO:HA	1:J:427:LEU:HD22	1.98	0.45
1:N:377:PRO:HA	1:N:427:LEU:HD22	1.98	0.45
1:I:165:CYS:SG	1:I:178:ILE:HG21	2.56	0.45
1:O:165:CYS:SG	1:O:178:ILE:HG21	2.56	0.45
1:K:171:GLN:HE22	1:K:178:ILE:HD13	1.66	0.45
1:C:157:LYS:CD	1:C:265:THR:OG1	2.59	0.45
1:L:235:LYS:N	1:L:235:LYS:HZ2	2.14	0.45
1:F:533:PRO:HB2	1:F:534:LYS:HE2	1.97	0.45
1:L:533:PRO:HB2	1:L:534:LYS:HE2	1.97	0.45
1:C:63:TRP:CZ2	1:C:131:TYR:CE2	3.02	0.45
1:H:131:TYR:HE1	1:H:135:ARG:NH1	2.13	0.45
1:H:137:ALA:CB	1:H:147:VAL:HG11	2.46	0.45
1:N:137:ALA:CB	1:N:147:VAL:HG11	2.46	0.45
1:A:990:UNK:C	1:A:992:UNK:N	2.76	0.45
1:A:617:UNK:HA	1:A:904:UNK:CB	2.46	0.45
1:I:617:UNK:HA	1:I:904:UNK:CB	2.46	0.45
1:P:617:UNK:HA	1:P:904:UNK:CB	2.46	0.45
1:I:52:LYS:HZ2	1:I:52:LYS:C	2.19	0.45
1:I:1152:UNK:HA	1:I:1164:UNK:HA	1.98	0.45
1:E:329:GLU:OE2	1:E:332:ARG:NH1	2.48	0.45
1:O:132:LEU:HD12	1:O:132:LEU:HA	1.73	0.45
1:C:835:UNK:CB	1:C:836:UNK:H2	2.29	0.45
1:K:302:LEU:HD12	1:K:302:LEU:HA	1.75	0.45
1:C:492:LEU:HD12	1:C:577:ALA:HB2	1.98	0.45
1:G:1187:UNK:O	1:G:1188:UNK:C	2.59	0.45
1:O:1152:UNK:HA	1:O:1164:UNK:HA	1.98	0.45
1:N:242:LEU:HD23	1:N:262:ILE:CG2	2.47	0.45
1:N:283:ILE:CG2	1:N:290:MET:CE	2.94	0.45
1:J:117:ASN:ND2	1:J:162:LEU:CD1	2.79	0.45
1:J:242:LEU:HD23	1:J:262:ILE:CG2	2.47	0.45
1:J:157:LYS:CD	1:J:265:THR:OG1	2.59	0.45
1:J:283:ILE:CG2	1:J:290:MET:CE	2.94	0.45
1:H:251:LYS:HG3	1:H:252:ALA:N	2.32	0.45
1:P:251:LYS:HG3	1:P:252:ALA:N	2.32	0.45
1:E:216:ASN:HB2	1:E:219:LEU:CB	2.46	0.45
1:H:301:LEU:CD1	1:H:324:LEU:HD11	2.46	0.45
1:G:216:ASN:HB2	1:G:219:LEU:CB	2.46	0.45
1:F:287:HIS:CB	1:F:290:MET:HB2	2.41	0.45
1:P:216:ASN:HB2	1:P:219:LEU:CB	2.46	0.45
1:H:93:LYS:O	1:H:97:ARG:NE	2.49	0.45

Continued on next page...

Continued from previous page...

Atom-1	Atom-2	Interatomic distance (Å)	Clash overlap (Å)
1:E:39:ILE:CA	1:E:75:LYS:HZ3	2.28	0.45
1:G:84:ASN:ND2	1:G:85:TYR:CE1	2.84	0.45
1:K:65:LEU:HD21	1:K:73:VAL:HG13	1.97	0.45
1:F:93:LYS:O	1:F:97:ARG:HD2	2.16	0.45
1:D:41:SER:O	1:D:45:ILE:HG22	2.17	0.45
1:D:95:GLU:O	1:D:96:GLN:C	2.52	0.45
1:I:124:ASN:OD1	1:I:163:ASP:OD2	2.33	0.45
1:I:125:VAL:N	2:I:1301:DTP:HN62	2.04	0.45
1:I:326:ILE:HG21	1:I:349:LEU:HG	1.98	0.45
1:O:488:ARG:CG	1:O:494:PHE:HB2	2.47	0.45
1:I:488:ARG:CG	1:I:494:PHE:HB2	2.47	0.45
1:P:488:ARG:CG	1:P:494:PHE:HB2	2.47	0.45
1:D:488:ARG:CG	1:D:494:PHE:HB2	2.47	0.45
1:L:488:ARG:CG	1:L:494:PHE:HB2	2.47	0.45
1:F:617:UNK:HA	1:F:904:UNK:CB	2.46	0.45
1:I:492:LEU:HD12	1:I:577:ALA:HB2	1.98	0.45
1:L:447:TYR:CE1	1:L:482:GLU:HG2	2.51	0.45
1:C:241:LEU:CG	1:C:263:LEU:HD23	2.41	0.45
1:I:216:ASN:HB2	1:I:219:LEU:CB	2.46	0.45
1:K:216:ASN:HB2	1:K:219:LEU:CB	2.46	0.45
1:H:243:VAL:C	1:H:244:LEU:HD13	2.36	0.45
1:H:349:LEU:CD2	1:H:349:LEU:C	2.85	0.45
1:P:117:ASN:ND2	1:P:162:LEU:CD1	2.79	0.45
1:P:242:LEU:HD11	1:P:244:LEU:CD1	2.38	0.45
1:P:243:VAL:C	1:P:244:LEU:HD13	2.36	0.45
1:P:301:LEU:CD1	1:P:324:LEU:HD11	2.46	0.45
1:P:349:LEU:CD2	1:P:349:LEU:C	2.85	0.45
1:E:26:ASN:HB3	1:Q:86:LYS:HB3	1.98	0.45
1:Q:89:MET:HE3	1:Q:93:LYS:HB2	1.99	0.45
1:G:89:MET:HE3	1:G:93:LYS:HB2	1.99	0.45
1:E:93:LYS:O	1:E:97:ARG:NE	2.49	0.45
1:Q:84:ASN:ND2	1:Q:85:TYR:CE1	2.84	0.45
1:C:35:MET:CG	1:C:45:ILE:HD13	2.36	0.45
1:C:41:SER:O	1:C:45:ILE:HG22	2.17	0.45
1:C:75:LYS:O	1:C:80:VAL:CG2	2.54	0.45
1:M:41:SER:O	1:M:45:ILE:HG22	2.17	0.45
1:A:93:LYS:O	1:A:97:ARG:HD2	2.16	0.45
1:O:93:LYS:O	1:O:97:ARG:HD2	2.17	0.45
1:M:84:ASN:ND2	1:M:85:TYR:CE1	2.84	0.45
1:K:283:ILE:CG2	1:K:290:MET:CE	2.94	0.45
1:E:283:ILE:CG2	1:E:290:MET:CE	2.94	0.45

Continued on next page...

Continued from previous page...

Atom-1	Atom-2	Interatomic distance (Å)	Clash overlap (Å)
1:C:301:LEU:CD1	1:C:324:LEU:HD11	2.46	0.45
1:N:94:THR:C	1:N:98:GLN:HG2	2.25	0.45
1:P:131:TYR:HE1	1:P:135:ARG:NH1	2.13	0.45
1:N:488:ARG:NH1	1:N:488:ARG:HG2	2.27	0.45
1:H:488:ARG:CG	1:H:494:PHE:HB2	2.47	0.45
1:Q:488:ARG:CG	1:Q:494:PHE:HB2	2.47	0.45
1:D:137:ALA:CB	1:D:147:VAL:HG11	2.46	0.45
1:F:990:UNK:C	1:F:992:UNK:N	2.76	0.45
1:M:835:UNK:CB	1:M:836:UNK:H2	2.29	0.45
1:M:492:LEU:HD12	1:M:577:ALA:HB2	1.98	0.45
1:K:329:GLU:OE2	1:K:332:ARG:NH1	2.48	0.45
1:A:447:TYR:CE1	1:A:482:GLU:HG2	2.51	0.45
1:H:562:LEU:HD11	1:H:580:GLN:HG3	1.97	0.45
1:A:492:LEU:HD12	1:A:577:ALA:HB2	1.98	0.45
1:I:132:LEU:HD12	1:I:132:LEU:HA	1.73	0.45
1:A:208:THR:O	1:A:208:THR:OG1	2.26	0.45
1:O:492:LEU:HD12	1:O:577:ALA:HB2	1.98	0.45
1:N:287:HIS:CB	1:N:290:MET:HB2	2.41	0.45
1:P:350:THR:O	1:P:353:ILE:CA	2.65	0.45
1:H:350:THR:O	1:H:353:ILE:CA	2.65	0.45
1:L:117:ASN:ND2	1:L:162:LEU:CD1	2.79	0.45
1:K:174:MET:HE3	1:K:241:LEU:CA	2.39	0.45
1:M:350:THR:O	1:M:353:ILE:CA	2.65	0.45
1:C:350:THR:O	1:C:353:ILE:CA	2.65	0.45
1:F:149:ILE:O	1:F:266:THR:N	2.41	0.45
1:F:241:LEU:CG	1:F:263:LEU:HD23	2.41	0.45
1:Q:251:LYS:HG3	1:Q:252:ALA:N	2.32	0.45
1:G:39:ILE:N	1:G:75:LYS:HZ3	2.12	0.45
1:G:86:LYS:HB3	1:K:26:ASN:HB3	1.98	0.45
1:P:82:ARG:C	1:P:82:ARG:CD	2.85	0.45
1:H:82:ARG:C	1:H:82:ARG:CD	2.85	0.45
1:N:353:ILE:HD11	1:N:426:TYR:CB	2.37	0.45
1:E:72:MET:O	1:E:75:LYS:HG3	2.17	0.45
1:K:72:MET:O	1:K:75:LYS:HG3	2.17	0.45
1:K:93:LYS:O	1:K:97:ARG:NE	2.49	0.45
1:C:19:PHE:CE2	1:C:92:ILE:CA	2.90	0.45
1:O:84:ASN:ND2	1:O:85:TYR:CZ	2.85	0.45
1:I:84:ASN:ND2	1:I:85:TYR:CZ	2.85	0.45
1:I:88:LEU:HD12	1:M:87:PHE:CZ	2.41	0.45
1:M:35:MET:CG	1:M:45:ILE:HD13	2.36	0.45
1:A:72:MET:O	1:A:75:LYS:HG3	2.17	0.45

Continued on next page...

Continued from previous page...

Atom-1	Atom-2	Interatomic distance (Å)	Clash overlap (Å)
1:F:84:ASN:ND2	1:F:85:TYR:CE1	2.84	0.45
1:C:84:ASN:ND2	1:C:85:TYR:CE1	2.84	0.45
1:O:72:MET:O	1:O:75:LYS:HG3	2.17	0.45
1:I:72:MET:O	1:I:75:LYS:HG3	2.17	0.45
1:I:93:LYS:O	1:I:97:ARG:HD2	2.17	0.45
1:N:84:ASN:ND2	1:N:85:TYR:CE1	2.84	0.45
1:H:381:ILE:HA	1:H:382:PRO:HD3	1.81	0.45
1:M:369:PHE:HE1	1:M:410:LEU:HB3	1.80	0.45
1:Q:326:ILE:HG21	1:Q:349:LEU:HG	1.98	0.45
1:O:124:ASN:OD1	1:O:163:ASP:OD2	2.33	0.45
1:O:301:LEU:CD1	1:O:324:LEU:HD11	2.46	0.45
1:M:157:LYS:CD	1:M:265:THR:OG1	2.59	0.45
1:J:488:ARG:HG2	1:J:488:ARG:NH1	2.27	0.45
1:G:488:ARG:CG	1:G:494:PHE:HB2	2.47	0.45
1:L:137:ALA:CB	1:L:147:VAL:HG11	2.46	0.45
1:I:20:GLU:HB2	1:I:62:PHE:CE2	2.52	0.45
1:O:20:GLU:HB2	1:O:62:PHE:CE2	2.52	0.45
1:F:447:TYR:CE1	1:F:482:GLU:HG2	2.51	0.45
1:J:732:UNK:C	1:J:734:UNK:N	2.78	0.45
1:D:447:TYR:CE1	1:D:482:GLU:HG2	2.51	0.45
1:F:329:GLU:OE2	1:F:332:ARG:NH1	2.48	0.45
1:N:241:LEU:CG	1:N:263:LEU:HD23	2.41	0.45
1:N:157:LYS:CD	1:N:265:THR:OG1	2.59	0.45
1:J:241:LEU:CG	1:J:263:LEU:HD23	2.41	0.45
1:D:197:GLN:HG2	1:E:219:LEU:HD21	1.99	0.45
1:D:165:CYS:SG	1:D:178:ILE:HG21	2.56	0.45
1:F:325:SER:HB2	2:F:1301:DTP:H2'1	1.97	0.45
1:P:148:LEU:HD21	1:P:266:THR:HG21	1.80	0.45
1:G:251:LYS:HG3	1:G:252:ALA:N	2.32	0.45
1:E:15:ILE:HD11	1:E:92:ILE:HG22	1.95	0.45
1:A:84:ASN:ND2	1:A:85:TYR:CE1	2.84	0.45
1:F:72:MET:O	1:F:75:LYS:HG3	2.17	0.45
1:L:95:GLU:O	1:L:96:GLN:C	2.52	0.45
1:J:82:ARG:CB	1:J:82:ARG:NH1	2.73	0.45
1:N:82:ARG:C	1:N:82:ARG:CD	2.85	0.45
1:N:93:LYS:O	1:N:97:ARG:HD2	2.16	0.45
1:K:125:VAL:N	2:K:1301:DTP:HN62	2.04	0.45
1:D:375:PHE:HB3	1:D:376:PRO:CD	2.46	0.45
1:L:375:PHE:HB3	1:L:376:PRO:CD	2.46	0.45
1:G:326:ILE:HG21	1:G:349:LEU:HG	1.98	0.45
1:M:301:LEU:CD1	1:M:324:LEU:HD11	2.46	0.45

Continued on next page...

Continued from previous page...

Atom-1	Atom-2	Interatomic distance (Å)	Clash overlap (Å)
1:I:157:LYS:CD	1:I:265:THR:OG1	2.59	0.45
1:I:301:LEU:CD1	1:I:324:LEU:HD11	2.46	0.45
1:C:124:ASN:OD1	1:C:163:ASP:OD2	2.33	0.45
1:H:475:LEU:HA	1:H:478:ILE:HG12	1.99	0.45
1:P:475:LEU:HA	1:P:478:ILE:HG12	1.99	0.45
1:F:492:LEU:HD12	1:F:577:ALA:HB2	1.98	0.45
1:P:562:LEU:HD11	1:P:580:GLN:HG3	1.97	0.45
1:M:732:UNK:C	1:M:734:UNK:N	2.78	0.45
1:H:447:TYR:CE1	1:H:482:GLU:HG2	2.51	0.45
1:N:165:CYS:SG	1:N:178:ILE:HG21	2.56	0.45
1:J:165:CYS:SG	1:J:178:ILE:HG21	2.56	0.45
1:H:197:GLN:HG2	1:I:219:LEU:HD21	1.99	0.45
1:O:219:LEU:HD21	1:P:197:GLN:HG2	1.99	0.45
1:K:219:LEU:HD21	1:L:197:GLN:HG2	1.99	0.45
1:L:165:CYS:SG	1:L:178:ILE:HG21	2.56	0.45
1:D:117:ASN:ND2	1:D:162:LEU:CD1	2.79	0.45
1:P:301:LEU:HG	1:P:324:LEU:CD1	2.34	0.45
1:P:317:LEU:CB	1:P:341:TRP:CZ2	2.99	0.45
1:K:84:ASN:ND2	1:K:85:TYR:CZ	2.85	0.45
1:C:216:ASN:HB2	1:C:219:LEU:CB	2.46	0.45
1:C:82:ARG:CD	1:C:82:ARG:C	2.85	0.45
1:M:82:ARG:C	1:M:82:ARG:CD	2.85	0.45
1:A:89:MET:HE3	1:A:93:LYS:HB2	1.99	0.45
1:H:84:ASN:ND2	1:H:85:TYR:CZ	2.85	0.45
1:D:72:MET:O	1:D:75:LYS:HG3	2.17	0.45
1:P:84:ASN:ND2	1:P:85:TYR:CZ	2.85	0.45
1:J:82:ARG:CD	1:J:82:ARG:C	2.85	0.45
1:J:93:LYS:O	1:J:97:ARG:HD2	2.16	0.45
1:N:84:ASN:ND2	1:N:85:TYR:CZ	2.85	0.45
1:J:84:ASN:ND2	1:J:85:TYR:CZ	2.85	0.45
1:N:72:MET:O	1:N:75:LYS:HG3	2.17	0.45
1:K:283:ILE:HG23	1:K:290:MET:CE	2.46	0.45
1:C:369:PHE:HE1	1:C:410:LEU:HB3	1.80	0.45
1:M:124:ASN:OD1	1:M:163:ASP:OD2	2.33	0.45
1:D:94:THR:C	1:D:98:GLN:HG2	2.25	0.45
1:J:488:ARG:CG	1:J:494:PHE:HB2	2.47	0.45
1:L:488:ARG:HG2	1:L:488:ARG:NH1	2.27	0.45
1:H:20:GLU:HB2	1:H:62:PHE:CE2	2.52	0.45
1:N:732:UNK:C	1:N:734:UNK:N	2.78	0.45
1:N:447:TYR:CE1	1:N:482:GLU:HG2	2.51	0.45
1:C:732:UNK:C	1:C:734:UNK:N	2.78	0.45

Continued on next page...

Continued from previous page...

Atom-1	Atom-2	Interatomic distance (Å)	Clash overlap (Å)
1:K:364:GLU:O	1:K:368:MET:HB2	2.17	0.45
1:A:329:GLU:OE2	1:A:332:ARG:NH1	2.48	0.45
1:E:364:GLU:O	1:E:368:MET:HB2	2.17	0.45
1:Q:1152:UNK:HA	1:Q:1164:UNK:HA	1.98	0.45
1:N:120:PHE:CE1	1:N:124:ASN:CB	3.00	0.45
1:N:120:PHE:CE1	1:N:124:ASN:HB2	2.52	0.45
1:J:120:PHE:CE1	1:J:124:ASN:CB	3.00	0.45
1:J:138:LEU:HD21	1:J:263:LEU:HD22	1.98	0.45
1:M:241:LEU:CG	1:M:263:LEU:HD23	2.41	0.45
1:L:120:PHE:CE1	1:L:124:ASN:CB	3.00	0.45
1:L:125:VAL:N	2:L:1301:DTP:HN62	2.04	0.45
1:D:120:PHE:CE1	1:D:124:ASN:CB	3.00	0.45
1:M:153:LEU:HD23	1:M:153:LEU:C	2.34	0.45
1:H:317:LEU:CB	1:H:341:TRP:CZ2	2.99	0.45
1:O:350:THR:O	1:O:353:ILE:CA	2.65	0.45
1:Q:138:LEU:HD21	1:Q:263:LEU:HD22	1.98	0.45
1:E:84:ASN:ND2	1:E:85:TYR:CE1	2.84	0.45
1:E:84:ASN:ND2	1:E:85:TYR:CZ	2.85	0.45
1:Q:39:ILE:N	1:Q:75:LYS:HZ3	2.12	0.45
1:Q:82:ARG:C	1:Q:82:ARG:CD	2.85	0.45
1:G:82:ARG:C	1:G:82:ARG:CD	2.85	0.45
1:G:138:LEU:HD21	1:G:263:LEU:HD22	1.98	0.45
1:E:82:ARG:CD	1:E:82:ARG:C	2.85	0.45
1:E:97:ARG:NH1	1:E:97:ARG:CG	2.73	0.45
1:K:41:SER:O	1:K:45:ILE:HG22	2.17	0.45
1:K:82:ARG:C	1:K:82:ARG:CD	2.85	0.45
1:K:97:ARG:CG	1:K:97:ARG:NH1	2.73	0.45
1:C:72:MET:O	1:C:75:LYS:HG3	2.17	0.45
1:M:72:MET:O	1:M:75:LYS:HG3	2.17	0.45
1:L:72:MET:O	1:L:75:LYS:HG3	2.17	0.45
1:L:82:ARG:C	1:L:82:ARG:CD	2.85	0.45
1:D:82:ARG:CD	1:D:82:ARG:C	2.85	0.45
1:D:93:LYS:HA	1:D:93:LYS:HD2	1.72	0.45
1:J:72:MET:O	1:J:75:LYS:HG3	2.17	0.45
1:J:86:LYS:HB3	1:N:26:ASN:HB3	1.98	0.45
1:K:120:PHE:CE1	1:K:124:ASN:CB	3.00	0.45
1:E:120:PHE:CE1	1:E:124:ASN:CB	3.00	0.45
1:E:283:ILE:HG23	1:E:290:MET:CE	2.46	0.45
1:M:375:PHE:HB3	1:M:376:PRO:CD	2.46	0.45
1:C:375:PHE:HB3	1:C:376:PRO:CD	2.46	0.45
1:C:349:LEU:C	1:C:349:LEU:CD2	2.85	0.45

Continued on next page...

Continued from previous page...

Atom-1	Atom-2	Interatomic distance (Å)	Clash overlap (Å)
1:M:349:LEU:CD2	1:M:349:LEU:C	2.85	0.45
1:M:120:PHE:CE1	1:M:124:ASN:CB	3.00	0.45
1:C:120:PHE:CE1	1:C:124:ASN:CB	3.00	0.45
1:N:488:ARG:CG	1:N:494:PHE:HB2	2.47	0.45
1:D:488:ARG:HG2	1:D:488:ARG:NH1	2.27	0.45
1:A:488:ARG:CG	1:A:494:PHE:HB2	2.47	0.45
1:P:20:GLU:HB2	1:P:62:PHE:CE2	2.52	0.45
1:N:364:GLU:O	1:N:368:MET:HB2	2.17	0.45
1:J:447:TYR:CE1	1:J:482:GLU:HG2	2.51	0.45
1:I:208:THR:OG1	1:I:208:THR:O	2.26	0.45
1:G:1152:UNK:HA	1:G:1164:UNK:HA	1.98	0.45
1:P:447:TYR:CE1	1:P:482:GLU:HG2	2.51	0.45
1:F:1098:UNK:C	1:F:1100:UNK:N	2.80	0.45
1:J:120:PHE:CE1	1:J:124:ASN:HB2	2.52	0.44
1:J:287:HIS:CB	1:J:290:MET:HB2	2.41	0.44
1:D:192:VAL:O	1:D:196:LEU:N	2.33	0.44
1:C:153:LEU:C	1:C:153:LEU:HD23	2.34	0.44
1:P:287:HIS:CB	1:P:290:MET:HB2	2.41	0.44
1:L:219:LEU:HD21	1:M:197:GLN:HG2	1.99	0.44
1:I:350:THR:O	1:I:353:ILE:CA	2.65	0.44
1:K:84:ASN:ND2	1:K:85:TYR:CE1	2.84	0.44
1:L:84:ASN:ND2	1:L:85:TYR:CE1	2.84	0.44
1:L:84:ASN:ND2	1:L:85:TYR:CZ	2.85	0.44
1:E:93:LYS:O	1:E:97:ARG:HD2	2.17	0.44
1:K:10:TYR:HB3	1:K:11:GLN:H	1.69	0.44
1:K:15:ILE:HD11	1:K:92:ILE:HG22	1.95	0.44
1:K:35:MET:HE2	1:K:35:MET:CA	2.18	0.44
1:M:216:ASN:HB2	1:M:219:LEU:CB	2.46	0.44
1:F:84:ASN:ND2	1:F:85:TYR:CZ	2.85	0.44
1:C:84:ASN:ND2	1:C:85:TYR:CZ	2.85	0.44
1:M:84:ASN:ND2	1:M:85:TYR:CZ	2.85	0.44
1:L:35:MET:CG	1:L:45:ILE:HD13	2.36	0.44
1:D:35:MET:CG	1:D:45:ILE:HD13	2.36	0.44
1:J:26:ASN:HB3	1:N:86:LYS:HB3	1.98	0.44
1:H:372:LEU:HD22	1:H:427:LEU:HG	1.99	0.44
1:F:372:LEU:HD22	1:F:427:LEU:HG	1.99	0.44
1:A:372:LEU:HD22	1:A:427:LEU:HG	1.99	0.44
1:K:372:LEU:HD22	1:K:427:LEU:HG	1.99	0.44
1:L:372:LEU:HD22	1:L:427:LEU:HG	1.99	0.44
1:Q:246:ASN:N	1:Q:246:ASN:OD1	2.48	0.44
1:Q:284:SER:CA	1:Q:285:LEU:HD22	2.33	0.44

Continued on next page...

Continued from previous page...

Atom-1	Atom-2	Interatomic distance (Å)	Clash overlap (Å)
1:I:120:PHE:CE1	1:I:124:ASN:CB	3.00	0.44
1:O:157:LYS:CD	1:O:265:THR:OG1	2.59	0.44
1:O:301:LEU:HG	1:O:324:LEU:CD1	2.33	0.44
1:F:117:ASN:ND2	1:F:162:LEU:CD1	2.79	0.44
1:A:117:ASN:ND2	1:A:162:LEU:CD1	2.79	0.44
1:E:63:TRP:CZ2	1:E:131:TYR:CE2	3.02	0.44
1:K:63:TRP:CZ2	1:K:131:TYR:CE2	3.02	0.44
1:I:475:LEU:HA	1:I:478:ILE:HG12	1.99	0.44
1:G:406:HIS:HD2	1:G:413:LYS:HB3	1.79	0.44
1:M:488:ARG:CG	1:M:494:PHE:HB2	2.47	0.44
1:F:488:ARG:CG	1:F:494:PHE:HB2	2.47	0.44
1:F:20:GLU:HB2	1:F:62:PHE:CE2	2.52	0.44
1:N:20:GLU:HB2	1:N:62:PHE:CE2	2.52	0.44
1:G:207:TRP:NE1	1:G:227:GLU:HG2	2.32	0.44
1:A:1098:UNK:C	1:A:1100:UNK:N	2.80	0.44
1:J:364:GLU:O	1:J:368:MET:HB2	2.17	0.44
1:O:364:GLU:O	1:O:368:MET:HB2	2.17	0.44
1:I:364:GLU:O	1:I:368:MET:HB2	2.17	0.44
1:G:210:ARG:HB2	1:G:210:ARG:HH11	1.83	0.44
1:H:210:ARG:HH11	1:H:210:ARG:HB2	1.82	0.44
1:O:208:THR:O	1:O:208:THR:OG1	2.26	0.44
1:P:210:ARG:HH11	1:P:210:ARG:HB2	1.82	0.44
1:G:329:GLU:OE2	1:G:332:ARG:NH1	2.48	0.44
1:H:1152:UNK:HA	1:H:1164:UNK:HA	1.98	0.44
1:A:364:GLU:O	1:A:368:MET:HB2	2.17	0.44
1:N:138:LEU:HD21	1:N:263:LEU:HD22	1.98	0.44
1:H:244:LEU:CD1	1:H:244:LEU:N	2.78	0.44
1:H:275:LEU:O	1:H:282:HIS:CE1	2.71	0.44
1:A:193:LEU:HD23	1:A:193:LEU:C	2.38	0.44
1:C:197:GLN:HG2	1:D:219:LEU:HD21	1.99	0.44
1:P:156:GLY:CA	2:P:1301:DTP:O3A	2.65	0.44
1:P:275:LEU:O	1:P:282:HIS:CE1	2.71	0.44
1:Q:12:TYR:CD2	1:Q:77:VAL:CG2	2.87	0.44
1:G:12:TYR:CD2	1:G:77:VAL:CG2	2.87	0.44
1:D:84:ASN:ND2	1:D:85:TYR:CE1	2.84	0.44
1:D:84:ASN:ND2	1:D:85:TYR:CZ	2.85	0.44
1:P:41:SER:O	1:P:45:ILE:HG22	2.17	0.44
1:P:72:MET:O	1:P:75:LYS:HG3	2.17	0.44
1:E:41:SER:O	1:E:45:ILE:HG22	2.17	0.44
1:A:84:ASN:ND2	1:A:85:TYR:CZ	2.85	0.44
1:A:84:ASN:O	1:A:85:TYR:CD1	2.71	0.44

Continued on next page...

Continued from previous page...

Atom-1	Atom-2	Interatomic distance (Å)	Clash overlap (Å)
1:F:84:ASN:O	1:F:85:TYR:CD1	2.71	0.44
1:L:75:LYS:O	1:L:80:VAL:CG2	2.54	0.44
1:H:26:ASN:HB3	1:L:86:LYS:HB3	1.98	0.44
1:D:35:MET:CA	1:D:35:MET:HE2	2.25	0.44
1:D:86:LYS:HB3	1:P:26:ASN:HB3	1.98	0.44
1:A:301:LEU:CD1	1:A:324:LEU:HD11	2.46	0.44
1:N:82:ARG:CB	1:N:82:ARG:NH1	2.73	0.44
1:P:372:LEU:HD22	1:P:427:LEU:HG	1.99	0.44
1:O:372:LEU:HD22	1:O:427:LEU:HG	1.99	0.44
1:I:372:LEU:HD22	1:I:427:LEU:HG	1.99	0.44
1:Q:372:LEU:HD22	1:Q:427:LEU:HG	1.99	0.44
1:A:375:PHE:HB3	1:A:376:PRO:CD	2.46	0.44
1:E:372:LEU:HD22	1:E:427:LEU:HG	1.99	0.44
1:K:287:HIS:CB	1:K:290:MET:HB2	2.41	0.44
1:D:372:LEU:HD22	1:D:427:LEU:HG	1.99	0.44
1:E:125:VAL:N	2:E:1301:DTP:HN62	2.04	0.44
1:Q:156:GLY:CA	2:Q:1301:DTP:O3A	2.65	0.44
1:I:120:PHE:CE1	1:I:124:ASN:HB2	2.52	0.44
1:I:129:GLN:NE2	1:I:129:GLN:HA	2.32	0.44
1:O:120:PHE:CE1	1:O:124:ASN:CB	3.00	0.44
1:O:120:PHE:CE1	1:O:124:ASN:HB2	2.52	0.44
1:O:156:GLY:CA	2:O:1301:DTP:O3A	2.65	0.44
1:O:317:LEU:CB	1:O:341:TRP:CZ2	2.99	0.44
1:K:165:CYS:SG	1:K:178:ILE:HG21	2.56	0.44
1:G:246:ASN:OD1	1:G:246:ASN:N	2.48	0.44
1:G:94:THR:C	1:G:98:GLN:HG2	2.25	0.44
1:P:63:TRP:CZ2	1:P:131:TYR:CE2	3.02	0.44
1:O:475:LEU:HA	1:O:478:ILE:HG12	1.99	0.44
1:N:475:LEU:HA	1:N:478:ILE:HG12	1.99	0.44
1:J:475:LEU:HA	1:J:478:ILE:HG12	1.99	0.44
1:C:488:ARG:CG	1:C:494:PHE:HB2	2.47	0.44
1:A:20:GLU:HB2	1:A:62:PHE:CE2	2.52	0.44
1:J:20:GLU:HB2	1:J:62:PHE:CE2	2.52	0.44
1:M:207:TRP:NE1	1:M:227:GLU:HG2	2.32	0.44
1:O:753:UNK:CB	1:O:811:UNK:HA	2.48	0.44
1:I:753:UNK:CB	1:I:811:UNK:HA	2.48	0.44
1:P:835:UNK:CB	1:P:836:UNK:N	2.81	0.44
1:H:835:UNK:CB	1:H:836:UNK:N	2.81	0.44
1:N:835:UNK:CB	1:N:836:UNK:N	2.81	0.44
1:J:835:UNK:CB	1:J:836:UNK:N	2.81	0.44
1:O:835:UNK:CB	1:O:836:UNK:N	2.81	0.44

Continued on next page...

Continued from previous page...

Atom-1	Atom-2	Interatomic distance (Å)	Clash overlap (Å)
1:I:835:UNK:CB	1:I:836:UNK:N	2.81	0.44
1:P:577:ALA:O	1:P:581:VAL:HG12	2.18	0.44
1:C:835:UNK:CB	1:C:836:UNK:N	2.81	0.44
1:M:835:UNK:CB	1:M:836:UNK:N	2.81	0.44
1:P:1152:UNK:HA	1:P:1164:UNK:HA	1.98	0.44
1:Q:710:UNK:C	1:Q:712:UNK:N	2.81	0.44
1:Q:210:ARG:HH11	1:Q:210:ARG:HB2	1.83	0.44
1:F:364:GLU:O	1:F:368:MET:HB2	2.17	0.44
1:G:710:UNK:C	1:G:712:UNK:N	2.81	0.44
1:J:242:LEU:CD2	1:J:262:ILE:CG2	2.96	0.44
1:D:125:VAL:N	2:D:1301:DTP:HN62	2.04	0.44
1:H:156:GLY:CA	2:H:1301:DTP:O3A	2.65	0.44
1:H:157:LYS:CD	1:H:265:THR:OG1	2.59	0.44
1:F:301:LEU:CD1	1:F:324:LEU:HD11	2.46	0.44
1:I:251:LYS:HG3	1:I:252:ALA:N	2.32	0.44
1:L:350:THR:O	1:L:353:ILE:CA	2.65	0.44
1:D:26:ASN:HB3	1:P:86:LYS:HB3	1.98	0.44
1:H:41:SER:O	1:H:45:ILE:HG22	2.17	0.44
1:H:72:MET:O	1:H:75:LYS:HG3	2.17	0.44
1:H:86:LYS:HB3	1:L:26:ASN:HB3	1.98	0.44
1:J:350:THR:O	1:J:353:ILE:CA	2.65	0.44
1:Q:84:ASN:ND2	1:Q:85:TYR:CZ	2.85	0.44
1:G:84:ASN:ND2	1:G:85:TYR:CZ	2.85	0.44
1:K:93:LYS:O	1:K:97:ARG:HD2	2.17	0.44
1:M:92:ILE:O	1:M:95:GLU:CB	2.58	0.44
1:G:350:THR:O	1:G:353:ILE:CA	2.65	0.44
1:F:39:ILE:H	1:F:75:LYS:HZ1	1.61	0.44
1:A:39:ILE:H	1:A:75:LYS:HZ1	1.61	0.44
1:D:93:LYS:O	1:D:97:ARG:HD2	2.16	0.44
1:G:372:LEU:HD22	1:G:427:LEU:HG	1.99	0.44
1:K:114:TYR:HE1	1:K:120:PHE:HE2	1.65	0.44
1:E:114:TYR:HE1	1:E:120:PHE:HE2	1.65	0.44
1:E:287:HIS:CB	1:E:290:MET:HB2	2.41	0.44
1:Q:275:LEU:O	1:Q:282:HIS:CE1	2.71	0.44
1:C:129:GLN:NE2	1:C:129:GLN:HA	2.32	0.44
1:M:129:GLN:HA	1:M:129:GLN:NE2	2.32	0.44
1:I:156:GLY:CA	2:I:1301:DTP:O3A	2.65	0.44
1:I:275:LEU:O	1:I:282:HIS:CE1	2.71	0.44
1:I:317:LEU:CB	1:I:341:TRP:CZ2	2.99	0.44
1:I:349:LEU:CD2	1:I:349:LEU:C	2.85	0.44
1:O:129:GLN:NE2	1:O:129:GLN:HA	2.32	0.44

Continued on next page...

Continued from previous page...

Atom-1	Atom-2	Interatomic distance (Å)	Clash overlap (Å)
1:O:275:LEU:O	1:O:282:HIS:CE1	2.71	0.44
1:O:349:LEU:C	1:O:349:LEU:CD2	2.85	0.44
1:E:165:CYS:SG	1:E:178:ILE:HG21	2.56	0.44
1:G:156:GLY:CA	2:G:1301:DTP:O3A	2.65	0.44
1:G:260:CYS:HB3	1:G:262:ILE:CG2	2.42	0.44
1:G:275:LEU:O	1:G:282:HIS:CE1	2.71	0.44
1:A:120:PHE:CE1	1:A:124:ASN:HB2	2.52	0.44
1:E:449:ILE:O	1:E:452:THR:OG1	2.27	0.44
1:K:449:ILE:O	1:K:452:THR:OG1	2.27	0.44
1:I:449:ILE:O	1:I:452:THR:OG1	2.27	0.44
1:O:449:ILE:O	1:O:452:THR:OG1	2.27	0.44
1:Q:406:HIS:HD2	1:Q:413:LYS:HB3	1.79	0.44
1:O:406:HIS:HD2	1:O:413:LYS:HB3	1.79	0.44
1:E:488:ARG:CG	1:E:494:PHE:HB2	2.47	0.44
1:L:20:GLU:HB2	1:L:62:PHE:CE2	2.52	0.44
1:M:20:GLU:HB2	1:M:62:PHE:CE2	2.52	0.44
1:A:207:TRP:NE1	1:A:227:GLU:HG2	2.32	0.44
1:N:753:UNK:CB	1:N:811:UNK:HA	2.48	0.44
1:J:753:UNK:CB	1:J:811:UNK:HA	2.48	0.44
1:A:52:LYS:C	1:A:52:LYS:HZ2	2.21	0.44
1:D:835:UNK:CB	1:D:836:UNK:N	2.81	0.44
1:L:835:UNK:CB	1:L:836:UNK:N	2.81	0.44
1:H:577:ALA:O	1:H:581:VAL:HG12	2.18	0.44
1:L:577:ALA:O	1:L:581:VAL:HG12	2.18	0.44
1:D:577:ALA:O	1:D:581:VAL:HG12	2.18	0.44
1:C:577:ALA:O	1:C:581:VAL:HG12	2.18	0.44
1:M:577:ALA:O	1:M:581:VAL:HG12	2.18	0.44
1:A:577:ALA:O	1:A:581:VAL:HG12	2.18	0.44
1:F:577:ALA:O	1:F:581:VAL:HG12	2.18	0.44
1:C:364:GLU:O	1:C:368:MET:HB2	2.17	0.44
1:F:303:LYS:HD3	1:F:303:LYS:HA	1.82	0.44
1:E:752:UNK:CB	1:E:826:UNK:O	2.66	0.44
1:K:752:UNK:CB	1:K:826:UNK:O	2.66	0.44
1:N:156:GLY:CA	2:N:1301:DTP:O3A	2.65	0.44
1:N:242:LEU:CD2	1:N:262:ILE:CG2	2.96	0.44
1:N:285:LEU:CD2	1:N:285:LEU:N	2.73	0.44
1:D:129:GLN:NE2	1:D:129:GLN:HA	2.32	0.44
1:O:251:LYS:HG3	1:O:252:ALA:N	2.32	0.44
1:H:242:LEU:CD2	1:H:262:ILE:CG2	2.96	0.44
1:H:287:HIS:CB	1:H:290:MET:HB2	2.41	0.44
1:H:301:LEU:HG	1:H:324:LEU:CD1	2.34	0.44

Continued on next page...

Continued from previous page...

Atom-1	Atom-2	Interatomic distance (Å)	Clash overlap (Å)
1:F:120:PHE:CE1	1:F:124:ASN:CB	3.00	0.44
1:F:129:GLN:HA	1:F:129:GLN:NE2	2.32	0.44
1:I:190:GLU:CA	1:I:217:ILE:CD1	2.63	0.44
1:P:129:GLN:HA	1:P:129:GLN:NE2	2.32	0.44
1:P:154:GLY:HA3	1:P:322:ARG:HB2	2.00	0.44
1:P:244:LEU:CD1	1:P:244:LEU:N	2.78	0.44
1:E:193:LEU:C	1:E:193:LEU:HD23	2.38	0.44
1:D:350:THR:O	1:D:353:ILE:CA	2.65	0.44
1:Q:70:GLU:H	1:Q:70:GLU:HG3	1.61	0.44
1:L:84:ASN:O	1:L:85:TYR:CD1	2.71	0.44
1:N:350:THR:O	1:N:353:ILE:CA	2.65	0.44
1:Q:350:THR:O	1:Q:353:ILE:CA	2.65	0.44
1:Q:84:ASN:O	1:Q:85:TYR:CD1	2.71	0.44
1:G:84:ASN:O	1:G:85:TYR:CD1	2.71	0.44
1:C:92:ILE:O	1:C:95:GLU:CB	2.58	0.44
1:M:93:LYS:O	1:M:97:ARG:HD2	2.17	0.44
1:O:82:ARG:C	1:O:82:ARG:CD	2.85	0.44
1:I:41:SER:O	1:I:45:ILE:HG22	2.17	0.44
1:L:97:ARG:NH1	1:L:97:ARG:CG	2.73	0.44
1:A:129:GLN:NE2	1:A:129:GLN:HA	2.32	0.44
1:N:93:LYS:HA	1:N:93:LYS:HD2	1.72	0.44
1:F:375:PHE:HB3	1:F:376:PRO:CD	2.46	0.44
1:Q:120:PHE:CE1	1:Q:124:ASN:HB2	2.52	0.44
1:G:154:GLY:HA3	1:G:322:ARG:HB2	2.00	0.44
1:C:326:ILE:HD13	1:C:349:LEU:HA	2.00	0.44
1:M:326:ILE:HD13	1:M:349:LEU:HA	2.00	0.44
1:G:120:PHE:CE1	1:G:124:ASN:HB2	2.52	0.44
1:M:120:PHE:CE1	1:M:124:ASN:HB2	2.52	0.44
1:L:94:THR:C	1:L:98:GLN:HG2	2.25	0.44
1:A:120:PHE:CE1	1:A:124:ASN:CB	3.00	0.44
1:L:63:TRP:CZ2	1:L:131:TYR:CE2	3.02	0.44
1:H:63:TRP:CZ2	1:H:131:TYR:CE2	3.02	0.44
1:A:488:ARG:HG2	1:A:488:ARG:NH1	2.27	0.44
1:D:20:GLU:HB2	1:D:62:PHE:CE2	2.52	0.44
1:C:20:GLU:HB2	1:C:62:PHE:CE2	2.52	0.44
1:F:207:TRP:NE1	1:F:227:GLU:HG2	2.32	0.44
1:C:207:TRP:NE1	1:C:227:GLU:HG2	2.32	0.44
1:P:753:UNK:CB	1:P:811:UNK:HA	2.48	0.44
1:H:753:UNK:CB	1:H:811:UNK:HA	2.48	0.44
1:E:468:TYR:CZ	1:E:501:ILE:HG21	2.53	0.44
1:D:468:TYR:CZ	1:D:501:ILE:HG21	2.53	0.44

Continued on next page...

Continued from previous page...

Atom-1	Atom-2	Interatomic distance (Å)	Clash overlap (Å)
1:L:468:TYR:CZ	1:L:501:ILE:HG21	2.53	0.44
1:G:577:ALA:O	1:G:581:VAL:HG12	2.18	0.44
1:H:364:GLU:O	1:H:368:MET:HB2	2.17	0.44
1:Q:329:GLU:OE2	1:Q:332:ARG:NH1	2.48	0.44
1:A:752:UNK:CB	1:A:826:UNK:O	2.66	0.44
1:O:732:UNK:C	1:O:734:UNK:N	2.78	0.44
1:M:364:GLU:O	1:M:368:MET:HB2	2.17	0.44
1:F:752:UNK:CB	1:F:826:UNK:O	2.66	0.44
1:J:156:GLY:CA	2:J:1301:DTP:O3A	2.65	0.44
1:L:129:GLN:NE2	1:L:129:GLN:HA	2.32	0.44
1:L:326:ILE:HD13	1:L:349:LEU:HA	2.00	0.44
1:D:326:ILE:HD13	1:D:349:LEU:HA	2.00	0.44
1:O:190:GLU:CA	1:O:217:ILE:CD1	2.63	0.44
1:H:129:GLN:NE2	1:H:129:GLN:HA	2.32	0.44
1:H:154:GLY:HA3	1:H:322:ARG:HB2	2.00	0.44
1:F:120:PHE:CE1	1:F:124:ASN:HB2	2.52	0.44
1:P:242:LEU:CD2	1:P:262:ILE:CG2	2.96	0.44
1:D:84:ASN:O	1:D:85:TYR:CD1	2.71	0.44
1:N:153:LEU:C	1:N:153:LEU:HD23	2.34	0.44
1:J:190:GLU:CA	1:J:217:ILE:CD1	2.63	0.44
1:C:16:LEU:HD12	1:C:92:ILE:HD11	1.93	0.44
1:O:84:ASN:O	1:O:85:TYR:CD1	2.71	0.44
1:M:16:LEU:HD12	1:M:92:ILE:HD11	1.93	0.44
1:C:84:ASN:O	1:C:85:TYR:CD1	2.71	0.44
1:O:41:SER:O	1:O:45:ILE:HG22	2.17	0.44
1:O:89:MET:HE3	1:O:93:LYS:HB2	1.99	0.44
1:I:35:MET:CG	1:I:45:ILE:HD13	2.36	0.44
1:M:84:ASN:O	1:M:85:TYR:CD1	2.71	0.44
1:H:84:ASN:O	1:H:85:TYR:CD1	2.71	0.44
1:L:93:LYS:O	1:L:97:ARG:HD2	2.16	0.44
1:D:75:LYS:O	1:D:80:VAL:CG2	2.54	0.44
1:I:377:PRO:HA	1:I:427:LEU:HD22	1.98	0.44
1:Q:377:PRO:HA	1:Q:427:LEU:HD22	1.98	0.44
1:J:372:LEU:HD22	1:J:427:LEU:HG	1.99	0.44
1:N:372:LEU:HD22	1:N:427:LEU:HG	1.99	0.44
1:E:157:LYS:CD	1:E:265:THR:OG1	2.59	0.44
1:M:372:LEU:HD22	1:M:427:LEU:HG	1.99	0.44
1:C:372:LEU:HD22	1:C:427:LEU:HG	1.99	0.44
1:Q:154:GLY:HA3	1:Q:322:ARG:HB2	2.00	0.44
1:G:284:SER:CA	1:G:285:LEU:HD22	2.33	0.44
1:I:326:ILE:HD13	1:I:349:LEU:HA	2.00	0.44

Continued on next page...

Continued from previous page...

Atom-1	Atom-2	Interatomic distance (Å)	Clash overlap (Å)
1:O:326:ILE:HD13	1:O:349:LEU:HA	2.00	0.44
1:Q:94:THR:C	1:Q:98:GLN:HG2	2.25	0.44
1:G:234:SER:O	1:G:236:PRO:HD2	2.18	0.44
1:G:475:LEU:HA	1:G:478:ILE:HG12	1.99	0.44
1:L:475:LEU:HA	1:L:478:ILE:HG12	1.99	0.44
1:I:406:HIS:HD2	1:I:413:LYS:HB3	1.79	0.44
1:K:488:ARG:CG	1:K:494:PHE:HB2	2.47	0.44
1:K:468:TYR:CZ	1:K:501:ILE:HG21	2.53	0.44
1:Q:577:ALA:O	1:Q:581:VAL:HG12	2.18	0.44
1:I:577:ALA:O	1:I:581:VAL:HG12	2.18	0.44
1:J:210:ARG:HB2	1:J:210:ARG:HH11	1.82	0.44
1:D:752:UNK:CB	1:D:826:UNK:O	2.66	0.44
1:Q:364:GLU:O	1:Q:368:MET:HB2	2.17	0.44
1:P:364:GLU:O	1:P:368:MET:HB2	2.17	0.44
1:N:326:ILE:HD13	1:N:349:LEU:HA	2.00	0.44
1:J:275:LEU:O	1:J:282:HIS:CE1	2.71	0.44
1:J:326:ILE:HD13	1:J:349:LEU:HA	2.00	0.44
1:L:156:GLY:CA	2:L:1301:DTP:O3A	2.65	0.44
1:L:284:SER:CA	1:L:285:LEU:HD22	2.33	0.44
1:D:156:GLY:CA	2:D:1301:DTP:O3A	2.65	0.44
1:D:284:SER:O	1:D:290:MET:CG	2.42	0.44
1:H:120:PHE:CE1	1:H:124:ASN:CB	3.00	0.44
1:A:251:LYS:HG3	1:A:252:ALA:N	2.32	0.44
1:P:157:LYS:CD	1:P:265:THR:OG1	2.59	0.44
1:G:72:MET:O	1:G:75:LYS:HG3	2.17	0.44
1:C:219:LEU:HD21	1:J:197:GLN:HG2	1.99	0.44
1:C:93:LYS:O	1:C:97:ARG:HD2	2.17	0.44
1:I:84:ASN:O	1:I:85:TYR:CD1	2.71	0.44
1:A:82:ARG:C	1:A:82:ARG:CD	2.85	0.44
1:I:82:ARG:CD	1:I:82:ARG:C	2.85	0.44
1:I:89:MET:HE3	1:I:93:LYS:HB2	1.99	0.44
1:P:84:ASN:O	1:P:85:TYR:CD1	2.71	0.44
1:A:154:GLY:HA3	1:A:322:ARG:HB2	2.00	0.44
1:A:275:LEU:CD2	1:A:275:LEU:H	1.99	0.44
1:A:275:LEU:O	1:A:282:HIS:CE1	2.71	0.44
1:J:41:SER:O	1:J:45:ILE:HG22	2.17	0.44
1:O:377:PRO:HA	1:O:427:LEU:HD22	1.98	0.44
1:G:377:PRO:HA	1:G:427:LEU:HD22	1.98	0.44
1:K:154:GLY:HA3	1:K:322:ARG:HB2	2.00	0.44
1:K:326:ILE:HD13	1:K:349:LEU:HA	2.00	0.44
1:E:120:PHE:CE1	1:E:124:ASN:HB2	2.52	0.44

Continued on next page...

Continued from previous page...

Atom-1	Atom-2	Interatomic distance (Å)	Clash overlap (Å)
1:E:154:GLY:HA3	1:E:322:ARG:HB2	2.00	0.44
1:Q:260:CYS:HB3	1:Q:262:ILE:CG2	2.42	0.44
1:I:301:LEU:HG	1:I:324:LEU:CD1	2.33	0.44
1:C:120:PHE:CE1	1:C:124:ASN:HB2	2.52	0.44
1:C:275:LEU:O	1:C:282:HIS:CE1	2.71	0.44
1:N:234:SER:O	1:N:236:PRO:HD2	2.18	0.44
1:N:236:PRO:CD	1:N:237:TYR:H	2.31	0.44
1:J:236:PRO:CD	1:J:237:TYR:H	2.31	0.44
1:Q:234:SER:O	1:Q:236:PRO:HD2	2.18	0.44
1:Q:475:LEU:HA	1:Q:478:ILE:HG12	1.99	0.44
1:D:475:LEU:HA	1:D:478:ILE:HG12	1.99	0.44
1:I:51:SER:OG	1:I:60:ARG:NH1	2.38	0.44
1:Q:20:GLU:HB2	1:Q:62:PHE:CE2	2.52	0.44
1:M:753:UNK:CB	1:M:811:UNK:HA	2.48	0.44
1:K:753:UNK:CB	1:K:811:UNK:HA	2.48	0.44
1:E:753:UNK:CB	1:E:811:UNK:HA	2.48	0.44
1:L:52:LYS:CA	1:L:52:LYS:HZ3	2.31	0.44
1:M:468:TYR:CZ	1:M:501:ILE:HG21	2.53	0.44
1:A:835:UNK:CB	1:A:836:UNK:N	2.81	0.44
1:F:835:UNK:CB	1:F:836:UNK:N	2.81	0.44
1:O:577:ALA:O	1:O:581:VAL:HG12	2.18	0.44
1:C:210:ARG:HH11	1:C:210:ARG:HB2	1.83	0.44
1:L:752:UNK:CB	1:L:826:UNK:O	2.66	0.44
1:G:364:GLU:O	1:G:368:MET:HB2	2.17	0.44
1:N:125:VAL:N	2:N:1301:DTP:HN62	2.04	0.44
1:N:275:LEU:O	1:N:282:HIS:CE1	2.71	0.44
1:J:174:MET:HE1	1:J:241:LEU:CD1	2.44	0.44
1:J:285:LEU:N	1:J:285:LEU:CD2	2.73	0.44
1:D:251:LYS:HG3	1:D:252:ALA:N	2.32	0.44
1:L:192:VAL:O	1:L:196:LEU:N	2.33	0.44
1:D:120:PHE:CE1	1:D:124:ASN:HB2	2.52	0.44
1:N:219:LEU:HD21	1:O:197:GLN:HG2	1.99	0.44
1:H:284:SER:O	1:H:290:MET:CG	2.42	0.44
1:F:154:GLY:HA3	1:F:322:ARG:HB2	2.00	0.44
1:F:275:LEU:O	1:F:282:HIS:CE1	2.71	0.44
1:F:322:ARG:CZ	1:F:352:ILE:HD12	2.40	0.44
1:P:120:PHE:CE1	1:P:124:ASN:CB	3.00	0.44
1:L:153:LEU:C	1:L:153:LEU:HD23	2.34	0.44
1:G:95:GLU:O	1:G:96:GLN:C	2.52	0.44
1:J:153:LEU:C	1:J:153:LEU:HD23	2.34	0.44
1:M:219:LEU:HD21	1:N:197:GLN:HG2	1.99	0.44

Continued on next page...

Continued from previous page...

Atom-1	Atom-2	Interatomic distance (Å)	Clash overlap (Å)
1:F:89:MET:HE3	1:F:93:LYS:HB2	1.99	0.44
1:O:35:MET:CG	1:O:45:ILE:HD13	2.36	0.44
1:D:97:ARG:NH1	1:D:97:ARG:CG	2.73	0.44
1:A:322:ARG:CZ	1:A:352:ILE:HD12	2.40	0.44
1:N:41:SER:O	1:N:45:ILE:HG22	2.17	0.44
1:N:72:MET:HE3	1:N:72:MET:HB3	1.94	0.44
1:K:120:PHE:CE1	1:K:124:ASN:HB2	2.52	0.44
1:E:326:ILE:HD13	1:E:349:LEU:HA	2.00	0.44
1:G:120:PHE:CE1	1:G:124:ASN:CB	3.00	0.44
1:M:125:VAL:N	2:M:1301:DTP:HN62	2.04	0.44
1:M:275:LEU:O	1:M:282:HIS:CE1	2.71	0.44
1:A:235:LYS:N	1:A:235:LYS:HZ2	2.14	0.44
1:J:234:SER:O	1:J:236:PRO:HD2	2.18	0.44
1:Q:236:PRO:CD	1:Q:237:TYR:H	2.31	0.44
1:G:236:PRO:CD	1:G:237:TYR:H	2.31	0.44
1:C:236:PRO:CD	1:C:237:TYR:H	2.31	0.44
1:M:236:PRO:CD	1:M:237:TYR:H	2.31	0.44
1:I:234:SER:O	1:I:236:PRO:HD2	2.18	0.44
1:F:236:PRO:CD	1:F:237:TYR:H	2.31	0.44
1:D:63:TRP:CZ2	1:D:131:TYR:CE2	3.02	0.44
1:F:488:ARG:HG2	1:F:488:ARG:NH1	2.27	0.44
1:G:20:GLU:HB2	1:G:62:PHE:CE2	2.52	0.44
1:K:20:GLU:HB2	1:K:62:PHE:CE2	2.52	0.44
1:C:753:UNK:CB	1:C:811:UNK:HA	2.48	0.44
1:C:468:TYR:CZ	1:C:501:ILE:HG21	2.53	0.44
1:P:710:UNK:C	1:P:712:UNK:N	2.81	0.44
1:N:210:ARG:HH11	1:N:210:ARG:HB2	1.82	0.44
1:O:210:ARG:HB2	1:O:210:ARG:HH11	1.83	0.44
1:D:210:ARG:HB2	1:D:210:ARG:HH11	1.82	0.44
1:E:208:THR:O	1:E:208:THR:OG1	2.26	0.44
1:M:210:ARG:HH11	1:M:210:ARG:HB2	1.83	0.44
1:Q:668:UNK:C	1:Q:670:UNK:N	2.81	0.44
1:H:710:UNK:C	1:H:712:UNK:N	2.81	0.44
1:J:323:ARG:C	1:J:327:ILE:HD12	2.35	0.44
1:L:251:LYS:HG3	1:L:252:ALA:N	2.32	0.44
1:F:190:GLU:CA	1:F:217:ILE:CD1	2.63	0.44
1:F:251:LYS:HG3	1:F:252:ALA:N	2.32	0.44
1:I:197:GLN:HG2	1:J:219:LEU:HD21	1.99	0.44
1:D:153:LEU:HD23	1:D:153:LEU:C	2.34	0.44
1:E:84:ASN:O	1:E:85:TYR:CD1	2.71	0.44
1:Q:72:MET:O	1:Q:75:LYS:HG3	2.17	0.44

Continued on next page...

Continued from previous page...

Atom-1	Atom-2	Interatomic distance (Å)	Clash overlap (Å)
1:P:16:LEU:HD12	1:P:92:ILE:HD11	1.93	0.44
1:H:16:LEU:HD12	1:H:92:ILE:HD11	1.93	0.44
1:E:35:MET:HE2	1:E:35:MET:CA	2.18	0.44
1:E:82:ARG:CB	1:E:82:ARG:NH1	2.73	0.44
1:F:82:ARG:C	1:F:82:ARG:CD	2.85	0.44
1:J:93:LYS:HA	1:J:93:LYS:HD2	1.72	0.44
1:E:284:SER:O	1:E:290:MET:CG	2.43	0.44
1:Q:120:PHE:CE1	1:Q:124:ASN:CB	3.00	0.44
1:M:156:GLY:CA	2:M:1301:DTP:O3A	2.65	0.44
1:C:156:GLY:CA	2:C:1301:DTP:O3A	2.65	0.44
1:A:236:PRO:CD	1:A:237:TYR:H	2.31	0.44
1:H:236:PRO:CD	1:H:237:TYR:H	2.31	0.44
1:C:234:SER:O	1:C:236:PRO:HD2	2.18	0.44
1:P:236:PRO:CD	1:P:237:TYR:H	2.31	0.44
1:O:236:PRO:CD	1:O:237:TYR:H	2.31	0.44
1:O:234:SER:O	1:O:236:PRO:HD2	2.18	0.44
1:I:236:PRO:CD	1:I:237:TYR:H	2.31	0.44
1:F:235:LYS:HZ2	1:F:235:LYS:N	2.14	0.44
1:F:468:TYR:CZ	1:F:501:ILE:HG21	2.53	0.44
1:Q:753:UNK:CB	1:Q:811:UNK:HA	2.48	0.44
1:G:753:UNK:CB	1:G:811:UNK:HA	2.48	0.44
1:J:496:PHE:HB2	1:J:561:LEU:CD2	2.48	0.44
1:N:496:PHE:HB2	1:N:561:LEU:CD2	2.48	0.44
1:C:1098:UNK:C	1:C:1100:UNK:N	2.80	0.44
1:I:210:ARG:HH11	1:I:210:ARG:HB2	1.83	0.44
1:L:210:ARG:HH11	1:L:210:ARG:HB2	1.82	0.44
1:J:342:LYS:HE3	1:J:342:LYS:HB2	1.85	0.44
1:M:1098:UNK:C	1:M:1100:UNK:N	2.80	0.44
1:L:120:PHE:CE1	1:L:124:ASN:HB2	2.52	0.44
1:L:242:LEU:HD23	1:L:262:ILE:CG2	2.47	0.44
1:D:275:LEU:O	1:D:282:HIS:CE1	2.71	0.44
1:F:350:THR:O	1:F:353:ILE:CA	2.65	0.44
1:K:84:ASN:O	1:K:85:TYR:CD1	2.71	0.44
1:C:72:MET:CA	1:C:75:LYS:HG3	2.48	0.44
1:N:251:LYS:HG3	1:N:252:ALA:N	2.32	0.44
1:M:72:MET:CA	1:M:75:LYS:HG3	2.48	0.44
1:C:26:ASN:HB3	1:O:86:LYS:HB3	1.98	0.44
1:K:153:LEU:N	1:K:153:LEU:CD2	2.81	0.44
1:E:153:LEU:CD2	1:E:153:LEU:N	2.81	0.44
1:I:79:GLU:O	1:I:82:ARG:HG3	2.18	0.44
1:I:82:ARG:NH1	1:I:82:ARG:CB	2.73	0.44

Continued on next page...

Continued from previous page...

Atom-1	Atom-2	Interatomic distance (Å)	Clash overlap (Å)
1:I:86:LYS:HB3	1:M:26:ASN:HB3	1.98	0.44
1:J:89:MET:HE3	1:J:93:LYS:HB2	2.00	0.44
1:J:84:ASN:O	1:J:85:TYR:CD1	2.71	0.44
1:K:129:GLN:NE2	1:K:129:GLN:HA	2.32	0.44
1:K:157:LYS:CD	1:K:265:THR:OG1	2.59	0.44
1:Q:326:ILE:HD13	1:Q:349:LEU:HA	2.00	0.44
1:G:326:ILE:HD13	1:G:349:LEU:HA	2.00	0.44
1:M:149:ILE:O	1:M:266:THR:N	2.41	0.44
1:O:317:LEU:HA	1:O:317:LEU:HD22	1.75	0.44
1:H:235:LYS:HZ2	1:H:235:LYS:N	2.14	0.44
1:M:234:SER:O	1:M:236:PRO:HD2	2.18	0.44
1:N:59:LEU:HD23	1:N:59:LEU:HA	1.72	0.44
1:N:468:TYR:CZ	1:N:501:ILE:HG21	2.53	0.44
1:A:468:TYR:CZ	1:A:501:ILE:HG21	2.53	0.44
1:O:51:SER:OG	1:O:60:ARG:NH1	2.38	0.44
1:E:20:GLU:HB2	1:E:62:PHE:CE2	2.52	0.44
1:A:753:UNK:CB	1:A:811:UNK:HA	2.48	0.44
1:K:27:PHE:CZ	1:K:61:LEU:HD22	2.53	0.44
1:I:483:ARG:HG3	1:I:487:PHE:CD1	2.53	0.44
1:O:483:ARG:HG3	1:O:487:PHE:CD1	2.53	0.44
1:G:835:UNK:CB	1:G:836:UNK:N	2.81	0.44
1:Q:835:UNK:CB	1:Q:836:UNK:N	2.81	0.44
1:N:752:UNK:CB	1:N:826:UNK:O	2.66	0.44
1:L:364:GLU:O	1:L:368:MET:HB2	2.17	0.44
1:O:408:TYR:O	1:O:409:SER:HB2	2.18	0.44
1:I:408:TYR:O	1:I:409:SER:HB2	2.18	0.44
1:J:125:VAL:N	2:J:1301:DTP:HN62	2.04	0.43
1:L:275:LEU:O	1:L:282:HIS:CE1	2.71	0.43
1:L:301:LEU:HG	1:L:324:LEU:CD1	2.34	0.43
1:H:120:PHE:CE1	1:H:124:ASN:HB2	2.52	0.43
1:F:156:GLY:CA	2:F:1301:DTP:O3A	2.65	0.43
1:A:190:GLU:CA	1:A:217:ILE:CD1	2.63	0.43
1:P:120:PHE:CE1	1:P:124:ASN:HB2	2.52	0.43
1:K:251:LYS:HG3	1:K:252:ALA:N	2.32	0.43
1:E:251:LYS:HG3	1:E:252:ALA:N	2.32	0.43
1:Q:95:GLU:O	1:Q:96:GLN:C	2.52	0.43
1:A:350:THR:O	1:A:353:ILE:CA	2.65	0.43
1:H:89:MET:HE3	1:H:93:LYS:HB2	1.99	0.43
1:H:87:PHE:CZ	1:L:88:LEU:HD12	2.41	0.43
1:J:251:LYS:HG3	1:J:252:ALA:N	2.32	0.43
1:E:89:MET:HE3	1:E:93:LYS:HB2	2.00	0.43

Continued on next page...

Continued from previous page...

Atom-1	Atom-2	Interatomic distance (Å)	Clash overlap (Å)
1:O:79:GLU:O	1:O:82:ARG:HG3	2.18	0.43
1:N:84:ASN:O	1:N:85:TYR:CD1	2.71	0.43
1:E:129:GLN:HA	1:E:129:GLN:NE2	2.32	0.43
1:Q:114:TYR:HE1	1:Q:120:PHE:HE2	1.65	0.43
1:G:129:GLN:HA	1:G:129:GLN:NE2	2.32	0.43
1:C:125:VAL:N	2:C:1301:DTP:HN62	2.04	0.43
1:E:234:SER:O	1:E:236:PRO:HD2	2.18	0.43
1:E:475:LEU:HA	1:E:478:ILE:HG12	1.99	0.43
1:F:753:UNK:CB	1:F:811:UNK:HA	2.48	0.43
1:E:27:PHE:CZ	1:E:61:LEU:HD22	2.53	0.43
1:O:496:PHE:HB2	1:O:561:LEU:CD2	2.48	0.43
1:I:496:PHE:HB2	1:I:561:LEU:CD2	2.48	0.43
1:M:496:PHE:HB2	1:M:561:LEU:CD2	2.48	0.43
1:N:483:ARG:HG3	1:N:487:PHE:CD1	2.53	0.43
1:J:483:ARG:HG3	1:J:487:PHE:CD1	2.53	0.43
1:J:468:TYR:CZ	1:J:501:ILE:HG21	2.53	0.43
1:P:1188:UNK:O	1:P:1190:UNK:N	2.51	0.43
1:K:577:ALA:O	1:K:581:VAL:HG12	2.18	0.43
1:Q:1188:UNK:O	1:Q:1190:UNK:N	2.51	0.43
1:G:1188:UNK:O	1:G:1190:UNK:N	2.51	0.43
1:N:342:LYS:HE3	1:N:342:LYS:HB2	1.85	0.43
1:F:388:LEU:HG	1:F:388:LEU:H	1.58	0.43
1:F:210:ARG:HH11	1:F:210:ARG:HB2	1.82	0.43
1:C:752:UNK:CB	1:C:826:UNK:O	2.66	0.43
1:J:752:UNK:CB	1:J:826:UNK:O	2.66	0.43
1:H:408:TYR:O	1:H:409:SER:HB2	2.18	0.43
1:P:408:TYR:O	1:P:409:SER:HB2	2.18	0.43
1:N:148:LEU:HD21	1:N:266:THR:HG21	1.80	0.43
1:N:323:ARG:C	1:N:327:ILE:HD12	2.35	0.43
1:L:284:SER:O	1:L:290:MET:CG	2.42	0.43
1:D:242:LEU:HD23	1:D:262:ILE:CG2	2.47	0.43
1:D:284:SER:CA	1:D:285:LEU:HD22	2.33	0.43
1:H:174:MET:HE1	1:H:241:LEU:CD1	2.44	0.43
1:F:242:LEU:CD2	1:F:262:ILE:CG2	2.96	0.43
1:F:326:ILE:HD13	1:F:349:LEU:HA	2.00	0.43
1:P:284:SER:O	1:P:290:MET:CG	2.42	0.43
1:P:326:ILE:HD13	1:P:349:LEU:HA	2.00	0.43
1:I:153:LEU:N	1:I:153:LEU:CD2	2.81	0.43
1:O:153:LEU:N	1:O:153:LEU:CD2	2.81	0.43
1:F:153:LEU:CD2	1:F:153:LEU:N	2.81	0.43
1:K:82:ARG:CB	1:K:82:ARG:NH1	2.73	0.43

Continued on next page...

Continued from previous page...

Atom-1	Atom-2	Interatomic distance (Å)	Clash overlap (Å)
1:K:89:MET:HE3	1:K:93:LYS:HB2	2.00	0.43
1:N:190:GLU:CA	1:N:217:ILE:CD1	2.63	0.43
1:F:72:MET:CA	1:F:75:LYS:HG3	2.48	0.43
1:A:72:MET:CA	1:A:75:LYS:HG3	2.48	0.43
1:L:70:GLU:HG3	1:L:70:GLU:H	1.61	0.43
1:L:92:ILE:O	1:L:95:GLU:CB	2.58	0.43
1:D:10:TYR:HB3	1:D:11:GLN:H	1.69	0.43
1:A:326:ILE:HD13	1:A:349:LEU:HA	2.00	0.43
1:K:156:GLY:CA	2:K:1301:DTP:O3A	2.65	0.43
1:K:322:ARG:CZ	1:K:352:ILE:HD12	2.40	0.43
1:E:322:ARG:CZ	1:E:352:ILE:HD12	2.40	0.43
1:Q:129:GLN:HA	1:Q:129:GLN:NE2	2.32	0.43
1:G:114:TYR:HE1	1:G:120:PHE:HE2	1.65	0.43
1:G:244:LEU:HB2	1:G:264:LEU:HB2	2.00	0.43
1:O:520:GLN:HG2	1:O:546:LEU:HD21	2.01	0.43
1:I:520:GLN:HG2	1:I:546:LEU:HD21	2.01	0.43
1:D:118:GLN:CD	1:E:253:TRP:HZ3	2.11	0.43
1:J:59:LEU:HD23	1:J:59:LEU:HA	1.72	0.43
1:K:475:LEU:HA	1:K:478:ILE:HG12	1.99	0.43
1:D:753:UNK:CB	1:D:811:UNK:HA	2.48	0.43
1:L:753:UNK:CB	1:L:811:UNK:HA	2.48	0.43
1:P:27:PHE:CZ	1:P:61:LEU:CD2	3.01	0.43
1:H:27:PHE:CZ	1:H:61:LEU:CD2	3.01	0.43
1:H:496:PHE:HB2	1:H:561:LEU:CD2	2.48	0.43
1:C:496:PHE:HB2	1:C:561:LEU:CD2	2.48	0.43
1:O:522:LYS:HZ2	1:O:522:LYS:HB3	1.84	0.43
1:G:496:PHE:HB2	1:G:561:LEU:CD2	2.48	0.43
1:O:1188:UNK:O	1:O:1190:UNK:N	2.51	0.43
1:I:1188:UNK:O	1:I:1190:UNK:N	2.51	0.43
1:H:1188:UNK:O	1:H:1190:UNK:N	2.51	0.43
1:E:577:ALA:O	1:E:581:VAL:HG12	2.18	0.43
1:E:835:UNK:CB	1:E:836:UNK:N	2.81	0.43
1:K:835:UNK:CB	1:K:836:UNK:N	2.81	0.43
1:I:522:LYS:HZ2	1:I:522:LYS:HB3	1.84	0.43
1:D:364:GLU:O	1:D:368:MET:HB2	2.17	0.43
1:H:329:GLU:OE2	1:H:332:ARG:NH1	2.48	0.43
1:N:120:PHE:O	1:N:122:LYS:N	2.51	0.43
1:J:120:PHE:O	1:J:122:LYS:N	2.51	0.43
1:P:153:LEU:N	1:P:153:LEU:CD2	2.81	0.43
1:D:174:MET:HE1	1:D:241:LEU:CD1	2.45	0.43
1:H:326:ILE:HD13	1:H:349:LEU:HA	2.00	0.43

Continued on next page...

Continued from previous page...

Atom-1	Atom-2	Interatomic distance (Å)	Clash overlap (Å)
1:F:114:TYR:HE1	1:F:120:PHE:HE2	1.66	0.43
1:P:285:LEU:N	1:P:285:LEU:CD2	2.73	0.43
1:M:251:LYS:HG3	1:M:252:ALA:N	2.32	0.43
1:Q:82:ARG:NE	1:Q:82:ARG:C	2.72	0.43
1:G:39:ILE:CA	1:G:75:LYS:HZ3	2.30	0.43
1:G:82:ARG:NE	1:G:82:ARG:C	2.72	0.43
1:A:153:LEU:CD2	1:A:153:LEU:N	2.81	0.43
1:P:89:MET:HE3	1:P:93:LYS:HB2	1.99	0.43
1:E:72:MET:O	1:E:74:GLN:N	2.51	0.43
1:C:82:ARG:C	1:C:82:ARG:NE	2.72	0.43
1:I:26:ASN:HB3	1:M:86:LYS:HB3	1.98	0.43
1:M:82:ARG:C	1:M:82:ARG:NE	2.72	0.43
1:G:357:LEU:HD11	1:G:430:LYS:HD2	1.94	0.43
1:O:82:ARG:CB	1:O:82:ARG:NH1	2.73	0.43
1:E:350:THR:O	1:E:353:ILE:CA	2.65	0.43
1:D:70:GLU:HG3	1:D:70:GLU:H	1.61	0.43
1:D:72:MET:CA	1:D:75:LYS:HG3	2.48	0.43
1:D:82:ARG:C	1:D:82:ARG:NE	2.72	0.43
1:K:244:LEU:HB2	1:K:264:LEU:HB2	2.00	0.43
1:E:156:GLY:CA	2:E:1301:DTP:O3A	2.65	0.43
1:E:244:LEU:HB2	1:E:264:LEU:HB2	2.00	0.43
1:Q:349:LEU:CD2	1:Q:349:LEU:C	2.85	0.43
1:G:349:LEU:C	1:G:349:LEU:CD2	2.85	0.43
1:M:244:LEU:HB2	1:M:264:LEU:HB2	2.00	0.43
1:K:234:SER:O	1:K:236:PRO:HD2	2.18	0.43
1:M:475:LEU:HA	1:M:478:ILE:HG12	1.99	0.43
1:C:475:LEU:HA	1:C:478:ILE:HG12	1.99	0.43
1:K:520:GLN:HG2	1:K:546:LEU:HD21	2.01	0.43
1:E:520:GLN:HG2	1:E:546:LEU:HD21	2.01	0.43
1:L:27:PHE:CZ	1:L:61:LEU:HD22	2.53	0.43
1:D:27:PHE:CZ	1:D:61:LEU:HD22	2.53	0.43
1:N:27:PHE:CZ	1:N:61:LEU:HD22	2.53	0.43
1:J:27:PHE:CZ	1:J:61:LEU:HD22	2.53	0.43
1:I:27:PHE:CZ	1:I:61:LEU:CD2	3.01	0.43
1:O:27:PHE:CZ	1:O:61:LEU:CD2	3.01	0.43
1:P:496:PHE:HB2	1:P:561:LEU:CD2	2.48	0.43
1:Q:496:PHE:HB2	1:Q:561:LEU:CD2	2.48	0.43
1:A:1188:UNK:O	1:A:1190:UNK:N	2.51	0.43
1:F:1188:UNK:O	1:F:1190:UNK:N	2.51	0.43
1:A:210:ARG:HH11	1:A:210:ARG:HB2	1.82	0.43
1:J:1098:UNK:C	1:J:1100:UNK:N	2.80	0.43

Continued on next page...

Continued from previous page...

Atom-1	Atom-2	Interatomic distance (Å)	Clash overlap (Å)
1:K:208:THR:O	1:K:208:THR:OG1	2.26	0.43
1:K:210:ARG:HB2	1:K:210:ARG:HH11	1.83	0.43
1:E:210:ARG:HB2	1:E:210:ARG:HH11	1.83	0.43
1:D:732:UNK:C	1:D:734:UNK:N	2.78	0.43
1:Q:752:UNK:CB	1:Q:826:UNK:O	2.66	0.43
1:F:442:SER:O	1:F:446:HIS:ND1	2.42	0.43
1:K:668:UNK:C	1:K:670:UNK:N	2.81	0.43
1:M:752:UNK:CB	1:M:826:UNK:O	2.66	0.43
1:H:153:LEU:N	1:H:153:LEU:CD2	2.81	0.43
1:L:244:LEU:N	1:L:244:LEU:CD1	2.78	0.43
1:D:349:LEU:CD2	1:D:349:LEU:C	2.85	0.43
1:L:153:LEU:N	1:L:153:LEU:CD2	2.81	0.43
1:D:153:LEU:CD2	1:D:153:LEU:N	2.81	0.43
1:Q:39:ILE:CA	1:Q:75:LYS:HZ3	2.30	0.43
1:D:88:LEU:HD12	1:P:87:PHE:CZ	2.41	0.43
1:P:75:LYS:O	1:P:80:VAL:CG2	2.54	0.43
1:P:92:ILE:O	1:P:95:GLU:N	2.46	0.43
1:H:79:GLU:O	1:H:82:ARG:HG3	2.18	0.43
1:H:92:ILE:O	1:H:95:GLU:N	2.46	0.43
1:E:92:ILE:O	1:E:95:GLU:CB	2.58	0.43
1:K:19:PHE:CE2	1:K:92:ILE:CA	2.90	0.43
1:K:72:MET:O	1:K:74:GLN:N	2.51	0.43
1:K:92:ILE:O	1:K:95:GLU:CB	2.58	0.43
1:C:70:GLU:HG3	1:C:70:GLU:H	1.61	0.43
1:C:86:LYS:HB3	1:O:26:ASN:HB3	1.98	0.43
1:L:72:MET:CA	1:L:75:LYS:HG3	2.48	0.43
1:L:82:ARG:NE	1:L:82:ARG:C	2.72	0.43
1:D:92:ILE:O	1:D:95:GLU:CB	2.58	0.43
1:J:79:GLU:O	1:J:82:ARG:HG3	2.18	0.43
1:N:79:GLU:O	1:N:82:ARG:HG3	2.18	0.43
1:N:92:ILE:O	1:N:95:GLU:CB	2.58	0.43
1:K:284:SER:O	1:K:290:MET:CG	2.43	0.43
1:K:349:LEU:CD2	1:K:349:LEU:C	2.85	0.43
1:E:275:LEU:O	1:E:282:HIS:CE1	2.71	0.43
1:E:349:LEU:CD2	1:E:349:LEU:C	2.85	0.43
1:Q:244:LEU:HB2	1:Q:264:LEU:HB2	2.01	0.43
1:C:149:ILE:O	1:C:266:THR:N	2.41	0.43
1:I:154:GLY:HA3	1:I:322:ARG:HB2	2.00	0.43
1:C:244:LEU:HB2	1:C:264:LEU:HB2	2.01	0.43
1:H:203:ILE:CA	1:H:237:TYR:OH	2.63	0.43
1:L:236:PRO:CD	1:L:237:TYR:H	2.31	0.43

Continued on next page...

Continued from previous page...

Atom-1	Atom-2	Interatomic distance (Å)	Clash overlap (Å)
1:O:59:LEU:HD23	1:O:59:LEU:HA	1.72	0.43
1:J:139:LEU:CD2	1:J:139:LEU:N	2.73	0.43
1:F:520:GLN:HG2	1:F:546:LEU:HD21	2.01	0.43
1:A:520:GLN:HG2	1:A:546:LEU:HD21	2.01	0.43
1:F:496:PHE:HB2	1:F:561:LEU:CD2	2.48	0.43
1:P:483:ARG:HG3	1:P:487:PHE:CD1	2.53	0.43
1:H:483:ARG:HG3	1:H:487:PHE:CD1	2.53	0.43
1:M:483:ARG:HG3	1:M:487:PHE:CD1	2.53	0.43
1:O:468:TYR:CZ	1:O:501:ILE:HG21	2.53	0.43
1:I:468:TYR:CZ	1:I:501:ILE:HG21	2.53	0.43
1:N:1188:UNK:O	1:N:1190:UNK:N	2.51	0.43
1:O:710:UNK:C	1:O:712:UNK:N	2.81	0.43
1:N:1098:UNK:C	1:N:1100:UNK:N	2.80	0.43
1:Q:302:LEU:HD12	1:Q:302:LEU:HA	1.75	0.43
1:L:732:UNK:C	1:L:734:UNK:N	2.78	0.43
1:E:668:UNK:C	1:E:670:UNK:N	2.81	0.43
1:G:752:UNK:CB	1:G:826:UNK:O	2.66	0.43
1:P:188:SER:HG	1:P:189:PRO:CD	2.17	0.43
1:L:174:MET:HE1	1:L:241:LEU:CD1	2.45	0.43
1:L:349:LEU:CD2	1:L:349:LEU:C	2.85	0.43
1:F:120:PHE:O	1:F:122:LYS:N	2.51	0.43
1:C:251:LYS:HG3	1:C:252:ALA:N	2.32	0.43
1:A:153:LEU:C	1:A:153:LEU:HD23	2.34	0.43
1:P:79:GLU:O	1:P:82:ARG:HG3	2.18	0.43
1:Q:357:LEU:HD11	1:Q:430:LYS:HD2	1.94	0.43
1:E:82:ARG:NE	1:E:82:ARG:C	2.72	0.43
1:K:82:ARG:NE	1:K:82:ARG:C	2.72	0.43
1:F:82:ARG:C	1:F:82:ARG:NE	2.72	0.43
1:A:82:ARG:C	1:A:82:ARG:NE	2.72	0.43
1:K:350:THR:O	1:K:353:ILE:CA	2.65	0.43
1:A:148:LEU:HD21	1:A:266:THR:HG21	1.80	0.43
1:J:72:MET:O	1:J:74:GLN:N	2.51	0.43
1:J:92:ILE:O	1:J:95:GLU:CB	2.58	0.43
1:N:72:MET:O	1:N:74:GLN:N	2.51	0.43
1:K:264:LEU:HD23	1:K:264:LEU:C	2.29	0.43
1:K:275:LEU:O	1:K:282:HIS:CE1	2.71	0.43
1:Q:120:PHE:O	1:Q:122:LYS:N	2.51	0.43
1:M:322:ARG:O	1:M:326:ILE:HG22	2.19	0.43
1:O:154:GLY:HA3	1:O:322:ARG:HB2	2.00	0.43
1:G:120:PHE:O	1:G:122:LYS:N	2.51	0.43
1:A:114:TYR:HE1	1:A:120:PHE:HE2	1.66	0.43

Continued on next page...

Continued from previous page...

Atom-1	Atom-2	Interatomic distance (Å)	Clash overlap (Å)
1:A:120:PHE:O	1:A:122:LYS:N	2.51	0.43
1:P:179:PHE:CD2	1:P:240:CYS:SG	3.07	0.43
1:D:236:PRO:CD	1:D:237:TYR:H	2.31	0.43
1:H:520:GLN:HG2	1:H:546:LEU:HD21	2.01	0.43
1:N:520:GLN:HG2	1:N:546:LEU:HD21	2.01	0.43
1:J:520:GLN:HG2	1:J:546:LEU:HD21	2.01	0.43
1:Q:520:GLN:HG2	1:Q:546:LEU:HD21	2.01	0.43
1:N:27:PHE:CZ	1:N:61:LEU:CD2	3.01	0.43
1:Q:27:PHE:CZ	1:Q:61:LEU:CD2	3.01	0.43
1:G:27:PHE:CZ	1:G:61:LEU:CD2	3.01	0.43
1:G:27:PHE:CZ	1:G:61:LEU:HD22	2.53	0.43
1:A:496:PHE:HB2	1:A:561:LEU:CD2	2.48	0.43
1:C:483:ARG:HG3	1:C:487:PHE:CD1	2.53	0.43
1:G:468:TYR:CZ	1:G:501:ILE:HG21	2.53	0.43
1:J:1188:UNK:O	1:J:1190:UNK:N	2.51	0.43
1:D:835:UNK:C	1:D:836:UNK:H2	2.32	0.43
1:L:835:UNK:C	1:L:836:UNK:H2	2.32	0.43
1:F:668:UNK:C	1:F:670:UNK:N	2.81	0.43
1:I:710:UNK:C	1:I:712:UNK:N	2.81	0.43
1:I:752:UNK:CB	1:I:826:UNK:O	2.66	0.43
1:K:732:UNK:C	1:K:734:UNK:N	2.78	0.43
1:P:329:GLU:OE2	1:P:332:ARG:NH1	2.48	0.43
1:D:301:LEU:HG	1:D:324:LEU:CD1	2.34	0.43
1:H:174:MET:HG2	1:H:241:LEU:H	1.84	0.43
1:H:285:LEU:N	1:H:285:LEU:CD2	2.73	0.43
1:H:322:ARG:O	1:H:326:ILE:HG22	2.19	0.43
1:P:322:ARG:O	1:P:326:ILE:HG22	2.19	0.43
1:P:35:MET:CG	1:P:45:ILE:HD13	2.36	0.43
1:H:35:MET:CG	1:H:45:ILE:HD13	2.36	0.43
1:H:75:LYS:O	1:H:80:VAL:CG2	2.54	0.43
1:J:153:LEU:CD2	1:J:153:LEU:N	2.81	0.43
1:N:153:LEU:CD2	1:N:153:LEU:N	2.81	0.43
1:K:79:GLU:O	1:K:82:ARG:HG3	2.18	0.43
1:M:70:GLU:H	1:M:70:GLU:HG3	1.61	0.43
1:A:88:LEU:HD12	1:F:87:PHE:CZ	2.41	0.43
1:L:79:GLU:O	1:L:82:ARG:HG3	2.18	0.43
1:D:79:GLU:O	1:D:82:ARG:HG3	2.18	0.43
1:Q:381:ILE:HD13	1:Q:386:LEU:HD12	2.01	0.43
1:G:381:ILE:HD13	1:G:386:LEU:HD12	2.01	0.43
1:K:318:THR:CG2	1:K:319:THR:CA	2.86	0.43
1:K:322:ARG:O	1:K:326:ILE:HG22	2.19	0.43

Continued on next page...

Continued from previous page...

Atom-1	Atom-2	Interatomic distance (Å)	Clash overlap (Å)
1:K:327:ILE:HG21	1:K:341:TRP:HZ3	1.84	0.43
1:E:322:ARG:O	1:E:326:ILE:HG22	2.19	0.43
1:E:327:ILE:HG21	1:E:341:TRP:HZ3	1.84	0.43
1:C:322:ARG:O	1:C:326:ILE:HG22	2.19	0.43
1:I:120:PHE:O	1:I:122:LYS:N	2.51	0.43
1:I:317:LEU:HA	1:I:317:LEU:HD22	1.75	0.43
1:O:120:PHE:O	1:O:122:LYS:N	2.51	0.43
1:G:157:LYS:CD	1:G:265:THR:OG1	2.59	0.43
1:E:236:PRO:CD	1:E:237:TYR:H	2.31	0.43
1:P:520:GLN:HG2	1:P:546:LEU:HD21	2.01	0.43
1:G:520:GLN:HG2	1:G:546:LEU:HD21	2.01	0.43
1:J:27:PHE:CZ	1:J:61:LEU:CD2	3.01	0.43
1:Q:27:PHE:CZ	1:Q:61:LEU:HD22	2.53	0.43
1:Q:468:TYR:CZ	1:Q:501:ILE:HG21	2.53	0.43
1:O:835:UNK:C	1:O:836:UNK:H2	2.32	0.43
1:I:835:UNK:C	1:I:836:UNK:H2	2.32	0.43
1:E:408:TYR:O	1:E:409:SER:HB2	2.18	0.43
1:O:752:UNK:CB	1:O:826:UNK:O	2.66	0.43
1:A:668:UNK:C	1:A:670:UNK:N	2.81	0.43
1:C:388:LEU:H	1:C:388:LEU:HG	1.58	0.43
1:M:388:LEU:HG	1:M:388:LEU:H	1.58	0.43
1:M:710:UNK:C	1:M:712:UNK:N	2.81	0.43
1:J:408:TYR:O	1:J:409:SER:HB2	2.18	0.43
1:N:710:UNK:C	1:N:712:UNK:N	2.81	0.43
1:N:294:PRO:O	1:N:297:VAL:CG2	2.48	0.43
1:N:322:ARG:O	1:N:326:ILE:HG22	2.19	0.43
1:J:322:ARG:O	1:J:326:ILE:HG22	2.19	0.43
1:L:167:SER:O	1:L:168:TYR:C	2.57	0.43
1:D:167:SER:O	1:D:168:TYR:C	2.57	0.43
1:D:244:LEU:CD1	1:D:244:LEU:N	2.78	0.43
1:F:284:SER:O	1:F:290:MET:CG	2.42	0.43
1:P:174:MET:HG2	1:P:241:LEU:H	1.84	0.43
1:Q:65:LEU:HD22	1:Q:76:PHE:CD2	2.54	0.43
1:G:72:MET:CA	1:G:75:LYS:HG3	2.48	0.43
1:H:82:ARG:C	1:H:82:ARG:NE	2.72	0.43
1:H:82:ARG:CB	1:H:82:ARG:NH1	2.73	0.43
1:E:79:GLU:O	1:E:82:ARG:HG3	2.18	0.43
1:F:65:LEU:HD22	1:F:76:PHE:CD2	2.54	0.43
1:A:65:LEU:HD22	1:A:76:PHE:CD2	2.54	0.43
1:L:10:TYR:HB3	1:L:11:GLN:H	1.69	0.43
1:H:381:ILE:HD13	1:H:386:LEU:HD12	2.01	0.43

Continued on next page...

Continued from previous page...

Atom-1	Atom-2	Interatomic distance (Å)	Clash overlap (Å)
1:P:381:ILE:HD13	1:P:386:LEU:HD12	2.01	0.43
1:F:381:ILE:HD13	1:F:386:LEU:HD12	2.01	0.43
1:K:120:PHE:O	1:K:122:LYS:N	2.51	0.43
1:E:120:PHE:O	1:E:122:LYS:N	2.51	0.43
1:I:244:LEU:HB2	1:I:264:LEU:HB2	2.00	0.43
1:O:244:LEU:HB2	1:O:264:LEU:HB2	2.00	0.43
1:O:285:LEU:N	1:O:285:LEU:CD2	2.73	0.43
1:M:114:TYR:HE1	1:M:120:PHE:HE2	1.65	0.43
1:C:114:TYR:HE1	1:C:120:PHE:HE2	1.65	0.43
1:P:203:ILE:CA	1:P:237:TYR:OH	2.63	0.43
1:O:179:PHE:CD2	1:O:240:CYS:SG	3.07	0.43
1:K:236:PRO:CD	1:K:237:TYR:H	2.31	0.43
1:A:253:TRP:HZ3	1:K:118:GLN:CD	2.11	0.43
1:E:59:LEU:HA	1:E:59:LEU:HD23	1.72	0.43
1:A:475:LEU:HA	1:A:478:ILE:HG12	1.99	0.43
1:M:128:LEU:CD1	1:M:128:LEU:C	2.85	0.43
1:C:128:LEU:C	1:C:128:LEU:CD1	2.85	0.43
1:N:139:LEU:N	1:N:139:LEU:CD2	2.73	0.43
1:H:137:ALA:HB1	1:H:147:VAL:CG2	2.47	0.43
1:M:27:PHE:CZ	1:M:61:LEU:HD22	2.53	0.43
1:E:27:PHE:CZ	1:E:61:LEU:CD2	3.01	0.43
1:G:483:ARG:HG3	1:G:487:PHE:CD1	2.53	0.43
1:F:483:ARG:HG3	1:F:487:PHE:CD1	2.53	0.43
1:M:459:ILE:HG23	1:M:497:LEU:HD11	2.01	0.43
1:C:459:ILE:HG23	1:C:497:LEU:HD11	2.01	0.43
1:Q:408:TYR:O	1:Q:409:SER:HB2	2.18	0.43
1:C:710:UNK:C	1:C:712:UNK:N	2.81	0.43
1:J:710:UNK:C	1:J:712:UNK:N	2.81	0.43
1:A:302:LEU:HA	1:A:302:LEU:HD12	1.75	0.43
1:N:408:TYR:O	1:N:409:SER:HB2	2.18	0.43
1:P:752:UNK:CB	1:P:826:UNK:O	2.66	0.43
1:N:154:GLY:HA3	1:N:322:ARG:HB2	2.00	0.43
1:J:154:GLY:HA3	1:J:322:ARG:HB2	2.00	0.43
1:L:318:THR:CG2	1:L:319:THR:CA	2.86	0.43
1:L:154:GLY:HA3	1:L:322:ARG:HB2	2.00	0.43
1:L:322:ARG:O	1:L:326:ILE:HG22	2.19	0.43
1:D:242:LEU:CD2	1:D:262:ILE:CG2	2.96	0.43
1:D:322:ARG:O	1:D:326:ILE:HG22	2.19	0.43
1:M:153:LEU:N	1:M:153:LEU:CD2	2.81	0.43
1:C:153:LEU:N	1:C:153:LEU:CD2	2.81	0.43
1:Q:72:MET:CA	1:Q:75:LYS:HG3	2.48	0.43

Continued on next page...

Continued from previous page...

Atom-1	Atom-2	Interatomic distance (Å)	Clash overlap (Å)
1:G:65:LEU:HD22	1:G:76:PHE:CD2	2.54	0.43
1:G:79:GLU:O	1:G:82:ARG:HG3	2.18	0.43
1:P:82:ARG:C	1:P:82:ARG:NE	2.72	0.43
1:Q:353:ILE:O	1:Q:353:ILE:HD13	2.19	0.43
1:E:19:PHE:CE2	1:E:92:ILE:CA	2.90	0.43
1:G:353:ILE:HD13	1:G:353:ILE:O	2.19	0.43
1:E:153:LEU:C	1:E:153:LEU:HD23	2.34	0.43
1:I:72:MET:O	1:I:74:GLN:N	2.51	0.43
1:A:242:LEU:HD11	1:A:244:LEU:CD1	2.38	0.43
1:N:82:ARG:C	1:N:82:ARG:NE	2.72	0.43
1:A:381:ILE:HD13	1:A:386:LEU:HD12	2.01	0.43
1:K:369:PHE:HE1	1:K:410:LEU:HB3	1.80	0.43
1:N:276:SER:O	1:N:279:THR:HG22	2.19	0.43
1:L:276:SER:O	1:L:279:THR:HG22	2.19	0.43
1:D:276:SER:O	1:D:279:THR:HG22	2.19	0.43
1:E:118:GLN:CD	1:F:253:TRP:HZ3	2.11	0.43
1:G:63:TRP:HZ2	1:G:131:TYR:CD2	2.37	0.43
1:Q:63:TRP:HZ2	1:Q:131:TYR:CD2	2.37	0.43
1:A:63:TRP:HZ2	1:A:131:TYR:CD2	2.37	0.43
1:F:63:TRP:HZ2	1:F:131:TYR:CD2	2.37	0.43
1:F:475:LEU:HA	1:F:478:ILE:HG12	1.99	0.43
1:Q:361:GLU:CB	1:Q:365:TYR:CD1	2.97	0.43
1:P:137:ALA:HB1	1:P:147:VAL:CG2	2.47	0.43
1:K:207:TRP:NE1	1:K:227:GLU:HG2	2.32	0.43
1:D:520:GLN:HG2	1:D:546:LEU:HD21	2.01	0.43
1:C:27:PHE:CZ	1:C:61:LEU:HD22	2.53	0.43
1:K:27:PHE:CZ	1:K:61:LEU:CD2	3.01	0.43
1:A:483:ARG:HG3	1:A:487:PHE:CD1	2.53	0.43
1:E:483:ARG:HG3	1:E:487:PHE:CD1	2.53	0.43
1:H:468:TYR:CZ	1:H:501:ILE:HG21	2.53	0.43
1:P:468:TYR:CZ	1:P:501:ILE:HG21	2.53	0.43
1:E:835:UNK:C	1:E:836:UNK:H2	2.32	0.43
1:K:835:UNK:C	1:K:836:UNK:H2	2.32	0.43
1:F:664:UNK:O	1:F:672:UNK:HA	2.19	0.43
1:J:329:GLU:OE2	1:J:332:ARG:NH1	2.48	0.43
1:J:1237:UNK:C	1:J:1239:UNK:N	2.82	0.43
1:K:408:TYR:O	1:K:409:SER:HB2	2.18	0.43
1:G:664:UNK:O	1:G:672:UNK:HA	2.19	0.43
1:A:664:UNK:O	1:A:672:UNK:HA	2.19	0.43
1:A:303:LYS:HA	1:A:303:LYS:HD3	1.82	0.43
1:F:302:LEU:HD12	1:F:302:LEU:HA	1.75	0.43

Continued on next page...

Continued from previous page...

Atom-1	Atom-2	Interatomic distance (Å)	Clash overlap (Å)
1:G:408:TYR:O	1:G:409:SER:HB2	2.18	0.43
1:H:752:UNK:CB	1:H:826:UNK:O	2.66	0.43
1:I:668:UNK:C	1:I:670:UNK:N	2.81	0.43
1:N:1237:UNK:C	1:N:1239:UNK:N	2.82	0.43
1:Q:664:UNK:O	1:Q:672:UNK:HA	2.19	0.43
1:C:329:GLU:OE2	1:C:332:ARG:NH1	2.48	0.43
1:M:276:SER:O	1:M:279:THR:HG22	2.19	0.43
1:J:148:LEU:HD21	1:J:266:THR:HG21	1.80	0.43
1:I:174:MET:HG2	1:I:241:LEU:H	1.84	0.43
1:O:174:MET:HG2	1:O:241:LEU:H	1.84	0.43
1:H:191:THR:O	1:H:194:GLU:N	2.52	0.43
1:L:242:LEU:CD2	1:L:262:ILE:CG2	2.96	0.43
1:D:154:GLY:HA3	1:D:322:ARG:HB2	2.00	0.43
1:O:191:THR:O	1:O:194:GLU:N	2.52	0.43
1:P:323:ARG:C	1:P:327:ILE:HD12	2.35	0.43
1:I:357:LEU:HD13	1:I:430:LYS:NZ	2.09	0.43
1:H:72:MET:O	1:H:74:GLN:N	2.51	0.43
1:J:353:ILE:O	1:J:353:ILE:HD13	2.19	0.43
1:N:353:ILE:O	1:N:353:ILE:HD13	2.19	0.43
1:E:12:TYR:CE2	1:E:77:VAL:HG21	2.52	0.43
1:I:26:ASN:H	1:I:26:ASN:ND2	2.10	0.43
1:O:72:MET:O	1:O:74:GLN:N	2.51	0.43
1:O:92:ILE:O	1:O:95:GLU:N	2.46	0.43
1:I:92:ILE:O	1:I:95:GLU:N	2.46	0.43
1:J:82:ARG:NE	1:J:82:ARG:C	2.72	0.43
1:O:377:PRO:HA	1:O:427:LEU:CD2	2.49	0.43
1:O:381:ILE:HD13	1:O:386:LEU:HD12	2.01	0.43
1:O:369:PHE:HE1	1:O:410:LEU:HB3	1.80	0.43
1:I:377:PRO:HA	1:I:427:LEU:CD2	2.49	0.43
1:Q:377:PRO:HA	1:Q:427:LEU:CD2	2.49	0.43
1:F:377:PRO:HA	1:F:427:LEU:CD2	2.49	0.43
1:A:377:PRO:HA	1:A:427:LEU:CD2	2.49	0.43
1:D:377:PRO:HA	1:D:427:LEU:CD2	2.49	0.43
1:L:377:PRO:HA	1:L:427:LEU:CD2	2.49	0.43
1:Q:157:LYS:CD	1:Q:265:THR:OG1	2.59	0.43
1:Q:322:ARG:O	1:Q:326:ILE:HG22	2.19	0.43
1:G:323:ARG:C	1:G:327:ILE:HD12	2.35	0.43
1:C:154:GLY:HA3	1:C:322:ARG:HB2	2.00	0.43
1:M:154:GLY:HA3	1:M:322:ARG:HB2	2.00	0.43
1:J:276:SER:O	1:J:279:THR:HG22	2.19	0.43
1:K:234:SER:HA	1:K:235:LYS:HZ1	1.84	0.43

Continued on next page...

Continued from previous page...

Atom-1	Atom-2	Interatomic distance (Å)	Clash overlap (Å)
1:E:234:SER:HA	1:E:235:LYS:HZ1	1.84	0.43
1:C:361:GLU:CB	1:C:365:TYR:CD1	2.97	0.43
1:F:488:ARG:CB	1:F:491:PHE:HB2	2.47	0.43
1:A:488:ARG:CB	1:A:491:PHE:HB2	2.47	0.43
1:L:520:GLN:HG2	1:L:546:LEU:HD21	2.01	0.43
1:L:27:PHE:CZ	1:L:61:LEU:CD2	3.01	0.43
1:Q:483:ARG:HG3	1:Q:487:PHE:CD1	2.53	0.43
1:K:483:ARG:HG3	1:K:487:PHE:CD1	2.53	0.43
1:O:459:ILE:HG23	1:O:497:LEU:HD11	2.01	0.43
1:J:577:ALA:O	1:J:581:VAL:HG12	2.18	0.43
1:F:835:UNK:C	1:F:836:UNK:H2	2.32	0.43
1:N:664:UNK:O	1:N:672:UNK:HA	2.19	0.43
1:N:397:ASP:O	1:N:401:VAL:HG23	2.19	0.43
1:J:397:ASP:O	1:J:401:VAL:HG23	2.19	0.43
1:J:664:UNK:O	1:J:672:UNK:HA	2.19	0.43
1:H:397:ASP:O	1:H:401:VAL:HG23	2.19	0.43
1:P:405:LEU:HD13	1:P:405:LEU:HA	1.90	0.43
1:E:664:UNK:O	1:E:672:UNK:HA	2.19	0.43
1:D:408:TYR:O	1:D:409:SER:HB2	2.18	0.43
1:N:114:TYR:HE1	1:N:120:PHE:HE2	1.66	0.43
1:N:323:ARG:HG2	1:N:349:LEU:HD13	2.01	0.43
1:C:276:SER:O	1:C:279:THR:HG22	2.19	0.43
1:J:114:TYR:HE1	1:J:120:PHE:HE2	1.66	0.43
1:P:191:THR:O	1:P:194:GLU:N	2.52	0.43
1:L:317:LEU:HD22	1:L:317:LEU:HA	1.75	0.43
1:C:357:LEU:HD12	1:C:430:LYS:HZ1	1.55	0.43
1:H:167:SER:O	1:H:168:TYR:C	2.57	0.43
1:F:190:GLU:CD	1:F:191:THR:N	2.72	0.43
1:F:125:VAL:N	2:F:1301:DTP:HN62	2.04	0.43
1:A:190:GLU:CD	1:A:191:THR:N	2.72	0.43
1:I:191:THR:O	1:I:194:GLU:N	2.52	0.43
1:C:190:GLU:CD	1:C:191:THR:N	2.73	0.43
1:P:167:SER:O	1:P:168:TYR:C	2.57	0.43
1:L:353:ILE:HD13	1:L:353:ILE:O	2.19	0.43
1:M:190:GLU:CD	1:M:191:THR:N	2.73	0.43
1:K:190:GLU:CD	1:K:191:THR:N	2.73	0.43
1:E:190:GLU:CD	1:E:191:THR:N	2.73	0.43
1:D:353:ILE:O	1:D:353:ILE:HD13	2.19	0.43
1:F:353:ILE:O	1:F:353:ILE:HD13	2.19	0.43
1:F:357:LEU:HD11	1:F:430:LYS:HD2	1.94	0.43
1:Q:79:GLU:O	1:Q:82:ARG:HG3	2.18	0.43

Continued on next page...

Continued from previous page...

Atom-1	Atom-2	Interatomic distance (Å)	Clash overlap (Å)
1:A:353:ILE:O	1:A:353:ILE:HD13	2.19	0.43
1:A:357:LEU:HD11	1:A:430:LYS:HD2	1.94	0.43
1:P:72:MET:O	1:P:74:GLN:N	2.51	0.43
1:K:12:TYR:CE2	1:K:77:VAL:HG21	2.52	0.43
1:F:12:TYR:CE2	1:F:77:VAL:HG21	2.52	0.43
1:A:12:TYR:CE2	1:A:77:VAL:HG21	2.52	0.43
1:A:87:PHE:CZ	1:F:88:LEU:HD12	2.41	0.43
1:N:89:MET:HE3	1:N:93:LYS:HB2	2.01	0.43
1:I:369:PHE:HE1	1:I:410:LEU:HB3	1.80	0.43
1:G:377:PRO:HA	1:G:427:LEU:CD2	2.49	0.43
1:J:381:ILE:HD13	1:J:386:LEU:HD12	2.01	0.43
1:N:381:ILE:HA	1:N:382:PRO:HD3	1.81	0.43
1:E:318:THR:CG2	1:E:319:THR:CA	2.86	0.43
1:G:322:ARG:O	1:G:326:ILE:HG22	2.19	0.43
1:I:285:LEU:CD2	1:I:285:LEU:N	2.73	0.43
1:O:114:TYR:HE1	1:O:120:PHE:HE2	1.65	0.43
1:O:322:ARG:O	1:O:326:ILE:HG22	2.19	0.43
1:H:179:PHE:CD2	1:H:240:CYS:SG	3.07	0.43
1:M:520:GLN:HG2	1:M:546:LEU:HD21	2.01	0.43
1:K:59:LEU:HD23	1:K:59:LEU:HA	1.72	0.43
1:M:361:GLU:CB	1:M:365:TYR:CD1	2.97	0.43
1:G:361:GLU:CB	1:G:365:TYR:CD1	2.97	0.43
1:A:128:LEU:C	1:A:128:LEU:CD1	2.85	0.43
1:F:128:LEU:C	1:F:128:LEU:CD1	2.85	0.43
1:D:27:PHE:CZ	1:D:61:LEU:CD2	3.01	0.43
1:C:27:PHE:CZ	1:C:61:LEU:CD2	3.01	0.43
1:H:27:PHE:CZ	1:H:61:LEU:HD22	2.53	0.43
1:M:27:PHE:CZ	1:M:61:LEU:CD2	3.01	0.43
1:O:27:PHE:CZ	1:O:61:LEU:HD22	2.53	0.43
1:L:483:ARG:HG3	1:L:487:PHE:CD1	2.53	0.43
1:D:483:ARG:HG3	1:D:487:PHE:CD1	2.53	0.43
1:I:459:ILE:HG23	1:I:497:LEU:HD11	2.01	0.43
1:E:1188:UNK:O	1:E:1190:UNK:N	2.51	0.43
1:A:835:UNK:C	1:A:836:UNK:H2	2.32	0.43
1:N:577:ALA:O	1:N:581:VAL:HG12	2.18	0.43
1:M:397:ASP:O	1:M:401:VAL:HG23	2.19	0.43
1:O:1098:UNK:C	1:O:1100:UNK:N	2.80	0.43
1:L:408:TYR:O	1:L:409:SER:HB2	2.18	0.43
1:C:408:TYR:O	1:C:409:SER:HB2	2.18	0.43
1:E:1098:UNK:C	1:E:1100:UNK:N	2.80	0.43
1:K:664:UNK:O	1:K:672:UNK:HA	2.19	0.43

Continued on next page...

Continued from previous page...

Atom-1	Atom-2	Interatomic distance (Å)	Clash overlap (Å)
1:I:1237:UNK:C	1:I:1239:UNK:N	2.82	0.43
1:P:397:ASP:O	1:P:401:VAL:HG23	2.19	0.43
1:N:129:GLN:NE2	1:N:129:GLN:HA	2.32	0.42
1:N:349:LEU:CD2	1:N:349:LEU:C	2.85	0.42
1:J:129:GLN:HA	1:J:129:GLN:NE2	2.32	0.42
1:J:294:PRO:O	1:J:297:VAL:CG2	2.48	0.42
1:J:323:ARG:HG2	1:J:349:LEU:HD13	2.01	0.42
1:J:349:LEU:CD2	1:J:349:LEU:C	2.85	0.42
1:H:260:CYS:HB3	1:H:262:ILE:CG2	2.42	0.42
1:F:242:LEU:HD23	1:F:262:ILE:CG2	2.46	0.42
1:Q:191:THR:O	1:Q:194:GLU:N	2.52	0.42
1:G:191:THR:O	1:G:194:GLU:N	2.52	0.42
1:P:82:ARG:NH1	1:P:82:ARG:CB	2.73	0.42
1:H:72:MET:CA	1:H:75:LYS:HG3	2.48	0.42
1:C:72:MET:O	1:C:74:GLN:N	2.51	0.42
1:M:79:GLU:O	1:M:82:ARG:HG3	2.18	0.42
1:G:153:LEU:CD2	1:G:153:LEU:N	2.81	0.42
1:P:369:PHE:HE1	1:P:410:LEU:HB3	1.80	0.42
1:I:381:ILE:HD13	1:I:386:LEU:HD12	2.01	0.42
1:N:381:ILE:HD13	1:N:386:LEU:HD12	2.01	0.42
1:K:148:LEU:HD21	1:K:266:THR:HG21	1.80	0.42
1:G:284:SER:O	1:G:290:MET:CG	2.43	0.42
1:I:114:TYR:HE1	1:I:120:PHE:HE2	1.65	0.42
1:I:322:ARG:O	1:I:326:ILE:HG22	2.19	0.42
1:C:242:LEU:HD21	1:C:262:ILE:CG2	2.40	0.42
1:I:235:LYS:HZ2	1:I:235:LYS:N	2.16	0.42
1:E:203:ILE:CA	1:E:237:TYR:OH	2.63	0.42
1:C:520:GLN:HG2	1:C:546:LEU:HD21	2.01	0.42
1:K:59:LEU:O	1:K:63:TRP:HB2	2.19	0.42
1:I:59:LEU:HD23	1:I:59:LEU:HA	1.72	0.42
1:H:59:LEU:O	1:H:63:TRP:HB2	2.19	0.42
1:P:59:LEU:O	1:P:63:TRP:HB2	2.19	0.42
1:C:488:ARG:CB	1:C:491:PHE:HB2	2.47	0.42
1:J:488:ARG:CB	1:J:491:PHE:HB2	2.47	0.42
1:E:207:TRP:NE1	1:E:227:GLU:HG2	2.32	0.42
1:P:27:PHE:CZ	1:P:61:LEU:HD22	2.53	0.42
1:D:1188:UNK:O	1:D:1190:UNK:N	2.51	0.42
1:K:1188:UNK:O	1:K:1190:UNK:N	2.51	0.42
1:N:835:UNK:C	1:N:836:UNK:H2	2.32	0.42
1:K:1237:UNK:C	1:K:1239:UNK:N	2.82	0.42
1:M:408:TYR:O	1:M:409:SER:HB2	2.18	0.42

Continued on next page...

Continued from previous page...

Atom-1	Atom-2	Interatomic distance (Å)	Clash overlap (Å)
1:G:302:LEU:HA	1:G:302:LEU:HD12	1.75	0.42
1:I:1098:UNK:C	1:I:1100:UNK:N	2.80	0.42
1:L:710:UNK:C	1:L:712:UNK:N	2.81	0.42
1:N:329:GLU:OE2	1:N:332:ARG:NH1	2.48	0.42
1:C:397:ASP:O	1:C:401:VAL:HG23	2.19	0.42
1:O:1237:UNK:C	1:O:1239:UNK:N	2.82	0.42
1:C:1237:UNK:C	1:C:1239:UNK:N	2.82	0.42
1:P:353:ILE:O	1:P:353:ILE:HD13	2.19	0.42
1:H:353:ILE:O	1:H:353:ILE:HD13	2.19	0.42
1:L:120:PHE:O	1:L:122:LYS:N	2.51	0.42
1:D:114:TYR:CE1	1:D:166:LEU:HD11	2.54	0.42
1:D:120:PHE:O	1:D:122:LYS:N	2.51	0.42
1:D:318:THR:CG2	1:D:319:THR:CA	2.86	0.42
1:H:114:TYR:HE1	1:H:120:PHE:HE2	1.66	0.42
1:I:276:SER:O	1:I:279:THR:HG22	2.19	0.42
1:F:148:LEU:HD21	1:F:266:THR:HG21	1.80	0.42
1:F:322:ARG:O	1:F:326:ILE:HG22	2.19	0.42
1:O:276:SER:O	1:O:279:THR:HG22	2.19	0.42
1:O:353:ILE:O	1:O:353:ILE:HD13	2.19	0.42
1:O:357:LEU:HD13	1:O:430:LYS:NZ	2.09	0.42
1:F:153:LEU:C	1:F:153:LEU:HD23	2.34	0.42
1:G:72:MET:O	1:G:74:GLN:N	2.51	0.42
1:P:72:MET:CA	1:P:75:LYS:HG3	2.48	0.42
1:G:174:MET:HG2	1:G:241:LEU:H	1.84	0.42
1:J:191:THR:O	1:J:194:GLU:N	2.52	0.42
1:N:191:THR:O	1:N:194:GLU:N	2.52	0.42
1:M:72:MET:O	1:M:74:GLN:N	2.51	0.42
1:D:72:MET:O	1:D:74:GLN:N	2.51	0.42
1:A:284:SER:O	1:A:290:MET:CG	2.42	0.42
1:H:369:PHE:HE1	1:H:410:LEU:HB3	1.80	0.42
1:E:381:ILE:HD13	1:E:386:LEU:HD12	2.01	0.42
1:E:369:PHE:HE1	1:E:410:LEU:HB3	1.80	0.42
1:J:377:PRO:HA	1:J:427:LEU:CD2	2.49	0.42
1:E:264:LEU:C	1:E:264:LEU:HD23	2.29	0.42
1:F:276:SER:O	1:F:279:THR:HG22	2.19	0.42
1:Q:323:ARG:C	1:Q:327:ILE:HD12	2.35	0.42
1:C:167:SER:O	1:C:168:TYR:C	2.57	0.42
1:C:284:SER:O	1:C:290:MET:CG	2.43	0.42
1:C:323:ARG:HG2	1:C:349:LEU:HD13	2.01	0.42
1:M:167:SER:O	1:M:168:TYR:C	2.57	0.42
1:M:323:ARG:HG2	1:M:349:LEU:HD13	2.01	0.42

Continued on next page...

Continued from previous page...

Atom-1	Atom-2	Interatomic distance (Å)	Clash overlap (Å)
1:O:114:TYR:CE1	1:O:166:LEU:HD11	2.54	0.42
1:M:120:PHE:O	1:M:122:LYS:N	2.51	0.42
1:K:203:ILE:CA	1:K:237:TYR:OH	2.63	0.42
1:D:203:ILE:CA	1:D:237:TYR:OH	2.63	0.42
1:E:59:LEU:O	1:E:63:TRP:HB2	2.19	0.42
1:E:63:TRP:HZ2	1:E:131:TYR:CD2	2.37	0.42
1:K:63:TRP:HZ2	1:K:131:TYR:CD2	2.37	0.42
1:F:59:LEU:O	1:F:63:TRP:HB2	2.19	0.42
1:H:63:TRP:HZ2	1:H:131:TYR:CD2	2.37	0.42
1:P:63:TRP:HZ2	1:P:131:TYR:CD2	2.37	0.42
1:H:406:HIS:ND1	1:H:406:HIS:C	2.73	0.42
1:O:406:HIS:C	1:O:406:HIS:ND1	2.73	0.42
1:D:488:ARG:CB	1:D:491:PHE:HB2	2.47	0.42
1:E:488:ARG:CB	1:E:491:PHE:HB2	2.47	0.42
1:O:137:ALA:HB1	1:O:147:VAL:CG2	2.47	0.42
1:I:137:ALA:HB1	1:I:147:VAL:CG2	2.47	0.42
1:F:27:PHE:CZ	1:F:61:LEU:HD22	2.53	0.42
1:I:27:PHE:CZ	1:I:61:LEU:HD22	2.53	0.42
1:L:496:PHE:HB2	1:L:561:LEU:CD2	2.48	0.42
1:M:1188:UNK:O	1:M:1190:UNK:N	2.51	0.42
1:L:1188:UNK:O	1:L:1190:UNK:N	2.51	0.42
1:P:835:UNK:C	1:P:836:UNK:H2	2.32	0.42
1:Q:1237:UNK:C	1:Q:1239:UNK:N	2.82	0.42
1:N:668:UNK:C	1:N:670:UNK:N	2.81	0.42
1:E:1237:UNK:C	1:E:1239:UNK:N	2.82	0.42
1:G:397:ASP:O	1:G:401:VAL:HG23	2.19	0.42
1:A:388:LEU:HG	1:A:388:LEU:H	1.58	0.42
1:J:173:LYS:HD2	1:J:173:LYS:HA	1.83	0.42
1:M:1237:UNK:C	1:M:1239:UNK:N	2.82	0.42
1:K:1098:UNK:C	1:K:1100:UNK:N	2.80	0.42
1:Q:397:ASP:O	1:Q:401:VAL:HG23	2.19	0.42
1:L:664:UNK:O	1:L:672:UNK:HA	2.19	0.42
1:M:174:MET:HE1	1:M:241:LEU:CD1	2.46	0.42
1:P:153:LEU:N	1:P:153:LEU:HD23	2.35	0.42
1:H:153:LEU:HD23	1:H:153:LEU:N	2.35	0.42
1:L:114:TYR:CE1	1:L:166:LEU:HD11	2.54	0.42
1:E:276:SER:O	1:E:279:THR:HG22	2.19	0.42
1:P:114:TYR:HE1	1:P:120:PHE:HE2	1.66	0.42
1:I:353:ILE:O	1:I:353:ILE:HD13	2.19	0.42
1:Q:174:MET:HG2	1:Q:241:LEU:H	1.84	0.42
1:Q:92:ILE:O	1:Q:95:GLU:N	2.46	0.42

Continued on next page...

Continued from previous page...

Atom-1	Atom-2	Interatomic distance (Å)	Clash overlap (Å)
1:G:92:ILE:O	1:G:95:GLU:N	2.46	0.42
1:Q:153:LEU:CD2	1:Q:153:LEU:N	2.81	0.42
1:C:15:ILE:HD11	1:C:92:ILE:HG22	1.95	0.42
1:C:79:GLU:O	1:C:82:ARG:HG3	2.18	0.42
1:I:72:MET:CA	1:I:75:LYS:HG3	2.48	0.42
1:A:322:ARG:O	1:A:326:ILE:HG22	2.19	0.42
1:P:377:PRO:HA	1:P:427:LEU:CD2	2.49	0.42
1:K:381:ILE:HD13	1:K:386:LEU:HD12	2.01	0.42
1:N:377:PRO:HA	1:N:427:LEU:CD2	2.49	0.42
1:A:276:SER:O	1:A:279:THR:HG22	2.19	0.42
1:M:381:ILE:HD13	1:M:386:LEU:HD12	2.01	0.42
1:C:381:ILE:HD13	1:C:386:LEU:HD12	2.01	0.42
1:C:285:LEU:HD13	1:C:285:LEU:HA	1.80	0.42
1:I:114:TYR:CE1	1:I:166:LEU:HD11	2.54	0.42
2:M:1301:DTP:H2'2	2:M:1301:DTP:H8	1.92	0.42
1:C:120:PHE:O	1:C:122:LYS:N	2.51	0.42
1:P:235:LYS:HZ2	1:P:235:LYS:N	2.16	0.42
1:I:179:PHE:CD2	1:I:240:CYS:SG	3.07	0.42
1:L:203:ILE:CA	1:L:237:TYR:OH	2.63	0.42
1:A:59:LEU:O	1:A:63:TRP:HB2	2.19	0.42
1:G:270:GLN:HB2	1:G:407:LYS:HG2	2.02	0.42
1:Q:270:GLN:HB2	1:Q:407:LYS:HG2	2.02	0.42
1:P:406:HIS:C	1:P:406:HIS:ND1	2.73	0.42
1:I:406:HIS:ND1	1:I:406:HIS:C	2.73	0.42
1:J:406:HIS:ND1	1:J:406:HIS:C	2.73	0.42
1:M:406:HIS:C	1:M:406:HIS:ND1	2.73	0.42
1:C:406:HIS:ND1	1:C:406:HIS:C	2.73	0.42
1:M:488:ARG:CB	1:M:491:PHE:HB2	2.47	0.42
1:N:488:ARG:CB	1:N:491:PHE:HB2	2.47	0.42
1:L:488:ARG:CB	1:L:491:PHE:HB2	2.47	0.42
1:K:488:ARG:CB	1:K:491:PHE:HB2	2.47	0.42
1:N:207:TRP:NE1	1:N:227:GLU:HG2	2.32	0.42
1:F:27:PHE:CZ	1:F:61:LEU:CD2	3.01	0.42
1:A:27:PHE:CZ	1:A:61:LEU:HD22	2.53	0.42
1:A:27:PHE:CZ	1:A:61:LEU:CD2	3.01	0.42
1:E:496:PHE:HB2	1:E:561:LEU:CD2	2.48	0.42
1:D:496:PHE:HB2	1:D:561:LEU:CD2	2.48	0.42
1:H:835:UNK:C	1:H:836:UNK:H2	2.32	0.42
1:J:835:UNK:C	1:J:836:UNK:H2	2.32	0.42
1:M:835:UNK:C	1:M:836:UNK:H2	2.32	0.42
1:F:408:TYR:O	1:F:409:SER:HB2	2.18	0.42

Continued on next page...

Continued from previous page...

Atom-1	Atom-2	Interatomic distance (Å)	Clash overlap (Å)
1:D:710:UNK:C	1:D:712:UNK:N	2.81	0.42
1:K:342:LYS:HB2	1:K:342:LYS:HE3	1.85	0.42
1:E:342:LYS:HE3	1:E:342:LYS:HB2	1.85	0.42
1:C:522:LYS:HB3	1:C:522:LYS:HZ2	1.85	0.42
1:Q:442:SER:O	1:Q:446:HIS:ND1	2.42	0.42
1:G:1237:UNK:C	1:G:1239:UNK:N	2.82	0.42
1:C:668:UNK:C	1:C:670:UNK:N	2.81	0.42
1:D:664:UNK:O	1:D:672:UNK:HA	2.19	0.42
1:M:174:MET:HG2	1:M:241:LEU:H	1.84	0.42
1:C:174:MET:HG2	1:C:241:LEU:H	1.84	0.42
1:L:174:MET:HG2	1:L:241:LEU:H	1.84	0.42
1:L:245:LEU:O	1:L:246:ASN:HB2	2.20	0.42
1:D:174:MET:HG2	1:D:241:LEU:H	1.84	0.42
1:D:245:LEU:O	1:D:246:ASN:HB2	2.20	0.42
1:F:242:LEU:HD11	1:F:244:LEU:CD1	2.38	0.42
1:F:349:LEU:C	1:F:349:LEU:CD2	2.85	0.42
1:G:276:SER:O	1:G:279:THR:HG22	2.19	0.42
1:P:260:CYS:HB3	1:P:262:ILE:CG2	2.42	0.42
1:K:191:THR:O	1:K:194:GLU:N	2.52	0.42
1:E:191:THR:O	1:E:194:GLU:N	2.52	0.42
1:Q:72:MET:O	1:Q:74:GLN:N	2.51	0.42
1:G:174:MET:HE1	1:G:241:LEU:CD1	2.43	0.42
1:A:79:GLU:O	1:A:82:ARG:HG3	2.18	0.42
1:O:72:MET:CA	1:O:75:LYS:HG3	2.48	0.42
1:E:353:ILE:O	1:E:353:ILE:HD13	2.19	0.42
1:M:26:ASN:N	1:M:26:ASN:ND2	2.60	0.42
1:L:72:MET:O	1:L:74:GLN:N	2.51	0.42
1:H:377:PRO:HA	1:H:427:LEU:CD2	2.49	0.42
1:L:381:ILE:HA	1:L:382:PRO:HD3	1.81	0.42
1:Q:114:TYR:OH	1:Q:166:LEU:HD11	2.20	0.42
1:M:283:ILE:HG23	1:M:290:MET:HE1	2.00	0.42
1:M:287:HIS:CB	1:M:290:MET:HB2	2.41	0.42
1:I:167:SER:O	1:I:168:TYR:C	2.57	0.42
1:O:167:SER:O	1:O:168:TYR:C	2.57	0.42
1:A:179:PHE:CD2	1:A:240:CYS:SG	3.05	0.42
1:N:63:TRP:HZ2	1:N:131:TYR:CD2	2.37	0.42
1:A:59:LEU:HA	1:A:59:LEU:HD23	1.72	0.42
1:C:270:GLN:HB2	1:C:407:LYS:HG2	2.02	0.42
1:N:406:HIS:ND1	1:N:406:HIS:C	2.73	0.42
1:I:488:ARG:CB	1:I:491:PHE:HB2	2.47	0.42
1:G:137:ALA:HB1	1:G:147:VAL:CG2	2.47	0.42

Continued on next page...

Continued from previous page...

Atom-1	Atom-2	Interatomic distance (Å)	Clash overlap (Å)
1:Q:207:TRP:NE1	1:Q:227:GLU:HG2	2.32	0.42
1:K:496:PHE:HB2	1:K:561:LEU:CD2	2.48	0.42
1:C:618:UNK:N	1:C:904:UNK:HA	2.34	0.42
1:M:618:UNK:N	1:M:904:UNK:HA	2.34	0.42
1:J:459:ILE:HG23	1:J:497:LEU:HD11	2.01	0.42
1:C:1188:UNK:O	1:C:1190:UNK:N	2.51	0.42
1:H:367:LYS:O	1:H:371:ARG:HG2	2.20	0.42
1:I:458:LEU:HB2	1:I:493:ASP:OD2	2.20	0.42
1:M:668:UNK:C	1:M:670:UNK:N	2.81	0.42
1:M:664:UNK:O	1:M:672:UNK:HA	2.19	0.42
1:J:208:THR:OG1	1:J:208:THR:O	2.26	0.42
1:H:458:LEU:HB2	1:H:493:ASP:OD2	2.20	0.42
1:A:408:TYR:O	1:A:409:SER:HB2	2.18	0.42
1:A:1237:UNK:C	1:A:1239:UNK:N	2.82	0.42
1:O:458:LEU:HB2	1:O:493:ASP:OD2	2.20	0.42
1:J:668:UNK:C	1:J:670:UNK:N	2.81	0.42
1:P:458:LEU:HB2	1:P:493:ASP:OD2	2.20	0.42
1:P:367:LYS:O	1:P:371:ARG:HG2	2.20	0.42
1:N:167:SER:O	1:N:168:TYR:C	2.57	0.42
1:J:167:SER:O	1:J:168:TYR:C	2.57	0.42
1:H:190:GLU:CD	1:H:191:THR:N	2.72	0.42
1:P:190:GLU:CD	1:P:191:THR:N	2.72	0.42
1:K:276:SER:O	1:K:279:THR:HG22	2.19	0.42
1:O:190:GLU:CD	1:O:191:THR:N	2.73	0.42
1:I:190:GLU:CD	1:I:191:THR:N	2.73	0.42
1:Q:153:LEU:N	1:Q:153:LEU:HD23	2.35	0.42
1:F:79:GLU:O	1:F:82:ARG:HG3	2.18	0.42
1:A:72:MET:O	1:A:74:GLN:N	2.51	0.42
1:O:45:ILE:CD1	1:O:49:ILE:HD11	2.50	0.42
1:K:353:ILE:HD13	1:K:353:ILE:O	2.19	0.42
1:I:65:LEU:HD22	1:I:76:PHE:CD2	2.54	0.42
1:A:157:LYS:CD	1:A:265:THR:OG1	2.59	0.42
1:E:377:PRO:HA	1:E:427:LEU:CD2	2.49	0.42
1:K:377:PRO:HA	1:K:427:LEU:CD2	2.49	0.42
1:M:377:PRO:HA	1:M:427:LEU:CD2	2.49	0.42
1:L:381:ILE:HD13	1:L:386:LEU:HD12	2.01	0.42
1:C:287:HIS:CB	1:C:290:MET:HB2	2.41	0.42
1:C:323:ARG:C	1:C:327:ILE:HD12	2.35	0.42
1:M:317:LEU:HD22	1:M:317:LEU:HA	1.75	0.42
1:O:284:SER:CA	1:O:285:LEU:HD22	2.33	0.42
1:O:323:ARG:HG2	1:O:349:LEU:HD13	2.01	0.42

Continued on next page...

Continued from previous page...

Atom-1	Atom-2	Interatomic distance (Å)	Clash overlap (Å)
1:G:114:TYR:OH	1:G:166:LEU:HD11	2.20	0.42
1:Q:276:SER:O	1:Q:279:THR:HG22	2.19	0.42
1:Q:240:CYS:O	1:Q:240:CYS:SG	2.78	0.42
1:G:240:CYS:SG	1:G:240:CYS:O	2.78	0.42
1:C:240:CYS:O	1:C:240:CYS:SG	2.78	0.42
1:M:240:CYS:O	1:M:240:CYS:SG	2.78	0.42
1:J:63:TRP:HZ2	1:J:131:TYR:CD2	2.37	0.42
1:I:59:LEU:O	1:I:63:TRP:HB2	2.19	0.42
1:O:59:LEU:O	1:O:63:TRP:HB2	2.19	0.42
1:H:270:GLN:HB2	1:H:407:LYS:HG2	2.02	0.42
1:P:270:GLN:HB2	1:P:407:LYS:HG2	2.02	0.42
1:M:270:GLN:HB2	1:M:407:LYS:HG2	2.02	0.42
1:N:270:GLN:HB2	1:N:407:LYS:HG2	2.02	0.42
1:N:459:ILE:HG23	1:N:497:LEU:HD11	2.01	0.42
1:J:207:TRP:NE1	1:J:227:GLU:HG2	2.32	0.42
1:F:618:UNK:N	1:F:904:UNK:HA	2.35	0.42
1:A:618:UNK:N	1:A:904:UNK:HA	2.35	0.42
1:C:835:UNK:C	1:C:836:UNK:H2	2.32	0.42
1:N:367:LYS:O	1:N:371:ARG:HG2	2.20	0.42
1:P:564:ILE:H	1:P:564:ILE:HG12	1.71	0.42
1:N:173:LYS:HA	1:N:173:LYS:HD2	1.83	0.42
1:H:664:UNK:O	1:H:672:UNK:HA	2.19	0.42
1:J:367:LYS:O	1:J:371:ARG:HG2	2.20	0.42
1:C:664:UNK:O	1:C:672:UNK:HA	2.19	0.42
1:H:405:LEU:HD13	1:H:405:LEU:HA	1.90	0.42
1:F:1237:UNK:C	1:F:1239:UNK:N	2.82	0.42
1:N:174:MET:HG2	1:N:241:LEU:H	1.84	0.42
1:D:285:LEU:HD13	1:D:285:LEU:HA	1.80	0.42
1:D:317:LEU:HD22	1:D:317:LEU:HA	1.75	0.42
1:Q:190:GLU:CD	1:Q:191:THR:N	2.73	0.42
1:I:354:GLU:OE1	1:I:355:SER:N	2.53	0.42
1:G:190:GLU:CD	1:G:191:THR:N	2.73	0.42
1:P:65:LEU:HD22	1:P:76:PHE:CD2	2.54	0.42
1:E:65:LEU:HD22	1:E:76:PHE:CD2	2.54	0.42
1:K:65:LEU:HD22	1:K:76:PHE:CD2	2.54	0.42
1:C:65:LEU:HD22	1:C:76:PHE:CD2	2.54	0.42
1:G:153:LEU:HD23	1:G:153:LEU:N	2.35	0.42
1:C:26:ASN:ND2	1:C:26:ASN:N	2.60	0.42
1:O:65:LEU:HD22	1:O:76:PHE:CD2	2.54	0.42
1:O:93:LYS:HA	1:O:93:LYS:HD2	1.72	0.42
1:I:45:ILE:CD1	1:I:49:ILE:HD11	2.50	0.42

Continued on next page...

Continued from previous page...

Atom-1	Atom-2	Interatomic distance (Å)	Clash overlap (Å)
1:D:65:LEU:HD22	1:D:76:PHE:CD2	2.54	0.42
1:A:349:LEU:CD2	1:A:349:LEU:C	2.85	0.42
1:J:381:ILE:HA	1:J:382:PRO:HD3	1.81	0.42
1:D:381:ILE:HD13	1:D:386:LEU:HD12	2.01	0.42
1:C:377:PRO:HA	1:C:427:LEU:CD2	2.49	0.42
1:Q:327:ILE:HG21	1:Q:341:TRP:HZ3	1.84	0.42
1:G:323:ARG:HG2	1:G:349:LEU:HD13	2.01	0.42
1:M:284:SER:O	1:M:290:MET:CG	2.43	0.42
1:I:327:ILE:HG21	1:I:341:TRP:HZ3	1.84	0.42
1:O:327:ILE:HG21	1:O:341:TRP:HZ3	1.84	0.42
1:G:148:LEU:HD21	1:G:272:THR:HA	2.02	0.42
1:H:276:SER:O	1:H:279:THR:HG22	2.19	0.42
1:M:242:LEU:HD21	1:M:262:ILE:CG2	2.40	0.42
1:C:114:TYR:CE1	1:C:166:LEU:HD11	2.54	0.42
1:C:203:ILE:CA	1:C:237:TYR:OH	2.63	0.42
1:M:203:ILE:CA	1:M:237:TYR:OH	2.63	0.42
1:L:240:CYS:O	1:L:240:CYS:SG	2.78	0.42
1:J:270:GLN:HB2	1:J:407:LYS:HG2	2.02	0.42
1:O:488:ARG:CB	1:O:491:PHE:HB2	2.47	0.42
1:F:459:ILE:HG23	1:F:497:LEU:HD11	2.01	0.42
1:Q:137:ALA:HB1	1:Q:147:VAL:CG2	2.47	0.42
1:L:618:UNK:N	1:L:904:UNK:HA	2.35	0.42
1:O:618:UNK:N	1:O:904:UNK:HA	2.34	0.42
1:I:618:UNK:N	1:I:904:UNK:HA	2.34	0.42
1:Q:618:UNK:N	1:Q:904:UNK:HA	2.34	0.42
1:G:618:UNK:N	1:G:904:UNK:HA	2.34	0.42
1:G:835:UNK:C	1:G:836:UNK:H2	2.32	0.42
1:O:367:LYS:O	1:O:371:ARG:HG2	2.20	0.42
1:I:367:LYS:O	1:I:371:ARG:HG2	2.20	0.42
1:D:668:UNK:C	1:D:670:UNK:N	2.81	0.42
1:N:317:LEU:HA	1:N:317:LEU:HD22	1.75	0.42
1:J:283:ILE:HG23	1:J:290:MET:HE1	2.00	0.42
1:P:354:GLU:OE1	1:P:355:SER:N	2.53	0.42
1:H:354:GLU:OE1	1:H:355:SER:N	2.53	0.42
1:L:190:GLU:CD	1:L:191:THR:N	2.72	0.42
2:L:1301:DTP:H2'2	2:L:1301:DTP:H8	1.92	0.42
1:O:354:GLU:OE1	1:O:355:SER:N	2.53	0.42
1:H:65:LEU:HD22	1:H:76:PHE:CD2	2.54	0.42
1:J:190:GLU:CD	1:J:191:THR:N	2.72	0.42
1:N:190:GLU:CD	1:N:191:THR:N	2.72	0.42
1:M:15:ILE:HD11	1:M:92:ILE:HG22	1.95	0.42

Continued on next page...

Continued from previous page...

Atom-1	Atom-2	Interatomic distance (Å)	Clash overlap (Å)
1:M:65:LEU:HD22	1:M:76:PHE:CD2	2.54	0.42
1:M:89:MET:HE3	1:M:93:LYS:HB2	2.02	0.42
1:F:72:MET:O	1:F:74:GLN:N	2.51	0.42
1:L:65:LEU:HD22	1:L:76:PHE:CD2	2.54	0.42
1:J:22:ALA:O	1:J:25:ASP:HB3	2.20	0.42
1:K:148:LEU:HD21	1:K:272:THR:HA	2.02	0.42
1:E:148:LEU:HD21	1:E:266:THR:HG21	1.80	0.42
1:E:148:LEU:HD21	1:E:272:THR:HA	2.02	0.42
1:E:260:CYS:HB3	1:E:262:ILE:CG2	2.42	0.42
1:P:276:SER:O	1:P:279:THR:HG22	2.19	0.42
1:Q:148:LEU:HD21	1:Q:272:THR:HA	2.02	0.42
1:Q:323:ARG:HG2	1:Q:349:LEU:HD13	2.01	0.42
1:I:323:ARG:HG2	1:I:349:LEU:HD13	2.01	0.42
2:C:1301:DTP:H8	2:C:1301:DTP:H2'2	1.92	0.42
1:Q:236:PRO:CG	1:Q:237:TYR:N	2.83	0.42
1:G:236:PRO:CG	1:G:237:TYR:N	2.83	0.42
1:H:236:PRO:CG	1:H:237:TYR:N	2.83	0.42
1:H:240:CYS:SG	1:H:240:CYS:O	2.78	0.42
1:P:236:PRO:CG	1:P:237:TYR:N	2.83	0.42
1:P:240:CYS:SG	1:P:240:CYS:O	2.78	0.42
1:D:240:CYS:O	1:D:240:CYS:SG	2.78	0.42
1:O:63:TRP:HZ2	1:O:131:TYR:CD2	2.37	0.42
1:Q:406:HIS:ND1	1:Q:406:HIS:C	2.73	0.42
1:A:459:ILE:HG23	1:A:497:LEU:HD11	2.01	0.42
1:J:137:ALA:HB1	1:J:147:VAL:CG2	2.47	0.42
1:E:618:UNK:N	1:E:904:UNK:HA	2.34	0.42
1:H:618:UNK:N	1:H:904:UNK:HA	2.35	0.42
1:O:1188:UNK:C	1:O:1190:UNK:N	2.83	0.42
1:I:1188:UNK:C	1:I:1190:UNK:N	2.83	0.42
1:Q:835:UNK:C	1:Q:836:UNK:H2	2.32	0.42
1:F:397:ASP:O	1:F:401:VAL:HG23	2.19	0.42
1:L:668:UNK:C	1:L:670:UNK:N	2.81	0.42
1:F:342:LYS:HB2	1:F:342:LYS:HE3	1.85	0.42
1:A:397:ASP:O	1:A:401:VAL:HG23	2.19	0.42
1:I:397:ASP:O	1:I:401:VAL:HG23	2.19	0.42
1:P:664:UNK:O	1:P:672:UNK:HA	2.19	0.42
1:N:283:ILE:HG23	1:N:290:MET:HE1	2.00	0.42
1:J:174:MET:HG2	1:J:241:LEU:H	1.84	0.42
1:J:245:LEU:O	1:J:246:ASN:HB2	2.19	0.42
1:D:190:GLU:CD	1:D:191:THR:N	2.72	0.42
1:L:114:TYR:HE1	1:L:120:PHE:HE2	1.66	0.42

Continued on next page...

Continued from previous page...

Atom-1	Atom-2	Interatomic distance (Å)	Clash overlap (Å)
1:C:353:ILE:O	1:C:353:ILE:HD13	2.19	0.42
1:H:120:PHE:O	1:H:122:LYS:N	2.51	0.42
2:H:1301:DTP:H8	2:H:1301:DTP:H2'2	1.92	0.42
1:F:190:GLU:OE1	1:F:191:THR:N	2.53	0.42
1:F:191:THR:O	1:F:194:GLU:N	2.52	0.42
1:K:190:GLU:OE1	1:K:191:THR:N	2.53	0.42
1:C:89:MET:HE3	1:C:93:LYS:HB2	2.02	0.42
1:O:82:ARG:C	1:O:82:ARG:NE	2.72	0.42
1:M:26:ASN:H	1:M:26:ASN:ND2	2.10	0.42
1:A:148:LEU:HD21	1:A:272:THR:HA	2.02	0.42
1:J:16:LEU:HD12	1:J:92:ILE:HD11	1.93	0.42
1:N:22:ALA:O	1:N:25:ASP:HB3	2.20	0.42
1:N:97:ARG:CG	1:N:97:ARG:NH1	2.73	0.42
1:Q:242:LEU:HG	1:Q:242:LEU:O	2.20	0.42
1:G:327:ILE:HG21	1:G:341:TRP:HZ3	1.84	0.42
1:M:323:ARG:C	1:M:327:ILE:HD12	2.35	0.42
1:I:114:TYR:OH	1:I:166:LEU:HD11	2.20	0.42
1:O:114:TYR:OH	1:O:166:LEU:HD11	2.20	0.42
1:M:114:TYR:OH	1:M:166:LEU:HD11	2.20	0.42
1:C:114:TYR:OH	1:C:166:LEU:HD11	2.20	0.42
1:L:236:PRO:CG	1:L:237:TYR:N	2.83	0.42
1:D:236:PRO:CG	1:D:237:TYR:N	2.83	0.42
1:A:270:GLN:HB2	1:A:407:LYS:HG2	2.02	0.42
1:G:406:HIS:C	1:G:406:HIS:ND1	2.73	0.42
1:F:406:HIS:ND1	1:F:406:HIS:C	2.73	0.42
1:A:406:HIS:C	1:A:406:HIS:ND1	2.73	0.42
1:D:618:UNK:N	1:D:904:UNK:HA	2.35	0.42
1:K:618:UNK:N	1:K:904:UNK:HA	2.34	0.42
1:N:618:UNK:N	1:N:904:UNK:HA	2.35	0.42
1:P:618:UNK:N	1:P:904:UNK:HA	2.35	0.42
1:J:618:UNK:N	1:J:904:UNK:HA	2.35	0.42
1:J:458:LEU:HB2	1:J:493:ASP:OD2	2.20	0.42
1:L:402:VAL:HA	1:L:405:LEU:HB2	2.02	0.42
1:O:302:LEU:HD12	1:O:302:LEU:HA	1.75	0.42
1:N:458:LEU:HB2	1:N:493:ASP:OD2	2.20	0.42
1:C:342:LYS:HB2	1:C:342:LYS:HE3	1.85	0.42
1:G:402:VAL:HA	1:G:405:LEU:HB2	2.02	0.42
1:I:664:UNK:O	1:I:672:UNK:HA	2.19	0.42
1:Q:458:LEU:HB2	1:Q:493:ASP:OD2	2.20	0.42
1:O:664:UNK:O	1:O:672:UNK:HA	2.19	0.42
1:O:397:ASP:O	1:O:401:VAL:HG23	2.19	0.42

Continued on next page...

Continued from previous page...

Atom-1	Atom-2	Interatomic distance (Å)	Clash overlap (Å)
1:G:442:SER:O	1:G:446:HIS:ND1	2.42	0.42
1:F:367:LYS:O	1:F:371:ARG:HG2	2.20	0.42
1:K:397:ASP:O	1:K:401:VAL:HG23	2.19	0.42
1:I:329:GLU:OE2	1:I:332:ARG:NH1	2.48	0.42
1:E:397:ASP:O	1:E:401:VAL:HG23	2.19	0.42
1:G:458:LEU:HB2	1:G:493:ASP:OD2	2.20	0.42
1:A:367:LYS:O	1:A:371:ARG:HG2	2.20	0.42
1:H:353:ILE:HD11	1:H:426:TYR:CB	2.37	0.42
1:L:148:LEU:HD21	1:L:266:THR:HG21	1.80	0.42
1:H:148:LEU:HD21	1:H:272:THR:HA	2.02	0.42
1:F:148:LEU:HD21	1:F:272:THR:HA	2.02	0.42
1:F:323:ARG:C	1:F:327:ILE:HD12	2.35	0.42
1:A:190:GLU:OE1	1:A:191:THR:N	2.53	0.42
1:A:191:THR:O	1:A:194:GLU:N	2.52	0.42
1:P:120:PHE:O	1:P:122:LYS:N	2.51	0.42
1:P:148:LEU:HD21	1:P:272:THR:HA	2.02	0.42
1:M:191:THR:O	1:M:194:GLU:N	2.52	0.42
1:I:153:LEU:N	1:I:153:LEU:HD23	2.35	0.42
1:E:190:GLU:OE1	1:E:191:THR:N	2.53	0.42
1:L:22:ALA:O	1:L:25:ASP:HB3	2.20	0.42
1:E:72:MET:CA	1:E:75:LYS:HG3	2.48	0.42
1:O:12:TYR:HH	1:O:93:LYS:CD	1.86	0.42
1:I:82:ARG:C	1:I:82:ARG:NE	2.72	0.42
1:A:318:THR:CG2	1:A:319:THR:CA	2.86	0.42
1:N:16:LEU:HD12	1:N:92:ILE:HD11	1.93	0.42
1:M:301:LEU:HG	1:M:324:LEU:CD1	2.33	0.42
1:M:318:THR:CG2	1:M:319:THR:CA	2.86	0.42
1:G:242:LEU:HG	1:G:242:LEU:O	2.20	0.42
1:F:203:ILE:CA	1:F:237:TYR:OH	2.63	0.42
1:A:449:ILE:O	1:A:452:THR:OG1	2.27	0.42
1:F:449:ILE:O	1:F:452:THR:OG1	2.27	0.42
1:I:63:TRP:HZ2	1:I:131:TYR:CD2	2.37	0.42
1:L:63:TRP:HZ2	1:L:131:TYR:CD2	2.37	0.42
1:F:270:GLN:HB2	1:F:407:LYS:HG2	2.02	0.42
1:P:207:TRP:NE1	1:P:227:GLU:HG2	2.32	0.42
1:Q:459:ILE:HG23	1:Q:497:LEU:HD11	2.01	0.42
1:H:459:ILE:HG23	1:H:497:LEU:HD11	2.01	0.42
1:G:459:ILE:HG23	1:G:497:LEU:HD11	2.01	0.42
1:Q:402:VAL:HA	1:Q:405:LEU:HB2	2.02	0.42
1:M:342:LYS:HE3	1:M:342:LYS:HB2	1.85	0.42
1:A:342:LYS:HB2	1:A:342:LYS:HE3	1.85	0.42

Continued on next page...

Continued from previous page...

Atom-1	Atom-2	Interatomic distance (Å)	Clash overlap (Å)
1:K:388:LEU:H	1:K:388:LEU:HG	1.58	0.42
1:D:402:VAL:HA	1:D:405:LEU:HB2	2.02	0.42
1:N:114:TYR:OH	1:N:166:LEU:HD11	2.20	0.42
1:J:114:TYR:OH	1:J:166:LEU:HD11	2.20	0.42
2:J:1301:DTP:H2'2	2:J:1301:DTP:H8	1.92	0.42
1:H:357:LEU:HD11	1:H:430:LYS:HD2	1.94	0.42
1:D:191:THR:O	1:D:194:GLU:N	2.52	0.42
1:M:353:ILE:O	1:M:353:ILE:HD13	2.19	0.42
1:F:114:TYR:OH	1:F:166:LEU:HD11	2.20	0.42
1:F:323:ARG:HG2	1:F:349:LEU:HD13	2.01	0.42
1:C:191:THR:O	1:C:194:GLU:N	2.52	0.42
1:O:153:LEU:N	1:O:153:LEU:HD23	2.35	0.42
1:D:22:ALA:O	1:D:25:ASP:HB3	2.20	0.42
1:Q:22:ALA:O	1:Q:25:ASP:HB3	2.20	0.42
1:G:22:ALA:O	1:G:25:ASP:HB3	2.20	0.42
1:F:15:ILE:HD11	1:F:92:ILE:HG22	1.95	0.42
1:O:82:ARG:NH2	1:O:86:LYS:HE3	2.26	0.42
1:K:153:LEU:C	1:K:153:LEU:HD23	2.34	0.42
1:M:22:ALA:O	1:M:25:ASP:HB3	2.20	0.42
1:A:180:TRP:CZ3	1:A:243:VAL:HG21	2.55	0.42
1:A:323:ARG:HG2	1:A:349:LEU:HD13	2.01	0.42
1:J:72:MET:CA	1:J:75:LYS:HG3	2.48	0.42
1:J:97:ARG:NH1	1:J:97:ARG:CG	2.73	0.42
1:N:72:MET:CA	1:N:75:LYS:HG3	2.48	0.42
1:K:114:TYR:OH	1:K:166:LEU:HD11	2.20	0.42
1:E:269:LYS:CD	1:E:273:ASP:OD2	2.68	0.42
1:I:269:LYS:CD	1:I:273:ASP:OD2	2.68	0.42
1:I:284:SER:CA	1:I:285:LEU:HD22	2.33	0.42
1:O:269:LYS:CD	1:O:273:ASP:OD2	2.68	0.42
1:A:203:ILE:CA	1:A:237:TYR:OH	2.63	0.42
1:H:235:LYS:HZ2	1:H:235:LYS:H	1.67	0.42
1:J:59:LEU:O	1:J:63:TRP:HB2	2.19	0.42
1:O:63:TRP:CZ2	1:O:131:TYR:CE2	3.02	0.42
1:D:63:TRP:HZ2	1:D:131:TYR:CD2	2.37	0.42
1:N:137:ALA:HB1	1:N:147:VAL:CG2	2.47	0.42
1:O:52:LYS:HZ2	1:O:52:LYS:C	2.22	0.42
1:P:459:ILE:HG23	1:P:497:LEU:HD11	2.01	0.42
1:P:1188:UNK:C	1:P:1190:UNK:N	2.83	0.42
1:Q:1188:UNK:C	1:Q:1190:UNK:N	2.83	0.42
1:G:1188:UNK:C	1:G:1190:UNK:N	2.83	0.42
1:G:668:UNK:C	1:G:670:UNK:N	2.81	0.42

Continued on next page...

Continued from previous page...

Atom-1	Atom-2	Interatomic distance (Å)	Clash overlap (Å)
1:E:388:LEU:HG	1:E:388:LEU:H	1.58	0.42
1:G:564:ILE:H	1:G:564:ILE:HG12	1.71	0.42
1:K:710:UNK:C	1:K:712:UNK:N	2.81	0.42
1:A:402:VAL:HA	1:A:405:LEU:HB2	2.02	0.42
1:N:245:LEU:O	1:N:246:ASN:HB2	2.20	0.41
1:D:114:TYR:HE1	1:D:120:PHE:HE2	1.66	0.41
1:K:174:MET:HG2	1:K:241:LEU:H	1.84	0.41
1:E:174:MET:HG2	1:E:241:LEU:H	1.84	0.41
1:H:114:TYR:OH	1:H:166:LEU:HD11	2.20	0.41
1:H:245:LEU:O	1:H:246:ASN:HB2	2.19	0.41
1:F:245:LEU:O	1:F:246:ASN:HB2	2.20	0.41
1:P:114:TYR:CE1	1:P:166:LEU:HD11	2.54	0.41
1:P:114:TYR:OH	1:P:166:LEU:HD11	2.20	0.41
1:Q:12:TYR:CE2	1:Q:77:VAL:HG21	2.52	0.41
1:K:22:ALA:O	1:K:25:ASP:HB3	2.20	0.41
1:K:72:MET:CA	1:K:75:LYS:HG3	2.48	0.41
1:A:22:ALA:O	1:A:25:ASP:HB3	2.20	0.41
1:C:22:ALA:O	1:C:25:ASP:HB3	2.20	0.41
1:I:93:LYS:HA	1:I:93:LYS:HD2	1.72	0.41
1:L:12:TYR:CE2	1:L:77:VAL:HG21	2.52	0.41
1:D:12:TYR:CE2	1:D:77:VAL:HG21	2.52	0.41
1:J:65:LEU:HD22	1:J:76:PHE:CD2	2.54	0.41
1:J:369:PHE:HE1	1:J:410:LEU:HB3	1.80	0.41
1:N:369:PHE:HE1	1:N:410:LEU:HB3	1.80	0.41
1:K:260:CYS:HB3	1:K:262:ILE:CG2	2.42	0.41
1:K:269:LYS:CD	1:K:273:ASP:OD2	2.68	0.41
1:D:381:ILE:HA	1:D:382:PRO:HD3	1.81	0.41
1:E:114:TYR:OH	1:E:166:LEU:HD11	2.20	0.41
1:C:317:LEU:HD22	1:C:317:LEU:HA	1.75	0.41
1:A:114:TYR:OH	1:A:166:LEU:HD11	2.20	0.41
1:C:236:PRO:CG	1:C:237:TYR:N	2.83	0.41
1:F:240:CYS:O	1:F:240:CYS:SG	2.78	0.41
1:N:59:LEU:O	1:N:63:TRP:HB2	2.19	0.41
1:L:59:LEU:O	1:L:63:TRP:HB2	2.19	0.41
1:H:488:ARG:CB	1:H:491:PHE:HB2	2.47	0.41
1:H:51:SER:OG	1:H:60:ARG:NH1	2.38	0.41
1:H:207:TRP:NE1	1:H:227:GLU:HG2	2.32	0.41
1:E:459:ILE:HG23	1:E:497:LEU:HD11	2.01	0.41
1:K:459:ILE:HG23	1:K:497:LEU:HD11	2.01	0.41
1:H:1188:UNK:C	1:H:1190:UNK:N	2.83	0.41
1:E:402:VAL:HA	1:E:405:LEU:HB2	2.02	0.41

Continued on next page...

Continued from previous page...

Atom-1	Atom-2	Interatomic distance (Å)	Clash overlap (Å)
1:O:538:LEU:O	1:O:542:ILE:HG23	2.20	0.41
1:I:538:LEU:O	1:I:542:ILE:HG23	2.20	0.41
1:F:402:VAL:HA	1:F:405:LEU:HB2	2.02	0.41
1:E:538:LEU:O	1:E:542:ILE:HG23	2.20	0.41
1:N:740:UNK:C	1:N:775:UNK:CB	2.99	0.41
1:K:538:LEU:O	1:K:542:ILE:HG23	2.20	0.41
1:P:1098:UNK:C	1:P:1100:UNK:N	2.80	0.41
1:O:329:GLU:OE2	1:O:332:ARG:NH1	2.48	0.41
1:J:740:UNK:C	1:J:775:UNK:CB	2.99	0.41
1:N:442:SER:O	1:N:446:HIS:ND1	2.42	0.41
1:N:269:LYS:CD	1:N:273:ASP:OD2	2.68	0.41
1:P:357:LEU:HD11	1:P:430:LYS:HD2	1.94	0.41
1:L:191:THR:O	1:L:194:GLU:N	2.52	0.41
1:L:114:TYR:OH	1:L:166:LEU:HD11	2.20	0.41
1:L:148:LEU:HD21	1:L:272:THR:HA	2.02	0.41
1:L:285:LEU:HD13	1:L:285:LEU:HA	1.80	0.41
1:D:114:TYR:OH	1:D:166:LEU:HD11	2.20	0.41
2:D:1301:DTP:H2'2	2:D:1301:DTP:H8	1.92	0.41
1:D:148:LEU:HD21	1:D:272:THR:HA	2.02	0.41
1:H:323:ARG:HG2	1:H:349:LEU:HD13	2.01	0.41
1:F:318:THR:CG2	1:F:319:THR:CA	2.86	0.41
1:C:190:GLU:OE1	1:C:191:THR:N	2.53	0.41
1:P:245:LEU:O	1:P:246:ASN:HB2	2.20	0.41
1:P:271:VAL:O	1:P:275:LEU:CD2	2.68	0.41
1:M:190:GLU:OE1	1:M:191:THR:N	2.53	0.41
1:F:354:GLU:OE1	1:F:355:SER:N	2.53	0.41
1:E:22:ALA:O	1:E:25:ASP:HB3	2.20	0.41
1:G:12:TYR:CE2	1:G:77:VAL:HG21	2.52	0.41
1:I:22:ALA:O	1:I:25:ASP:HB3	2.20	0.41
1:M:12:TYR:CE2	1:M:77:VAL:HG21	2.52	0.41
1:A:35:MET:CG	1:A:45:ILE:CD1	2.84	0.41
1:F:22:ALA:O	1:F:25:ASP:HB3	2.20	0.41
1:C:26:ASN:H	1:C:26:ASN:ND2	2.10	0.41
1:A:241:LEU:CG	1:A:263:LEU:HD23	2.44	0.41
1:A:323:ARG:C	1:A:327:ILE:HD12	2.35	0.41
1:N:65:LEU:HD22	1:N:76:PHE:CD2	2.54	0.41
1:C:379:ALA:HB1	1:C:470:HIS:NE2	2.34	0.41
1:Q:271:VAL:O	1:Q:275:LEU:CD2	2.68	0.41
1:G:292:LEU:HG	1:G:292:LEU:H	1.60	0.41
1:I:242:LEU:O	1:I:242:LEU:HG	2.20	0.41
1:G:271:VAL:O	1:G:275:LEU:CD2	2.68	0.41

Continued on next page...

Continued from previous page...

Atom-1	Atom-2	Interatomic distance (Å)	Clash overlap (Å)
1:A:235:LYS:HZ2	1:A:235:LYS:H	1.67	0.41
1:J:235:LYS:N	1:J:235:LYS:HZ2	2.18	0.41
1:J:240:CYS:SG	1:J:240:CYS:O	2.78	0.41
1:Q:179:PHE:CD2	1:Q:240:CYS:SG	3.07	0.41
1:H:234:SER:O	1:H:236:PRO:HD2	2.18	0.41
1:M:236:PRO:CG	1:M:237:TYR:N	2.83	0.41
1:O:234:SER:HA	1:O:235:LYS:HZ1	1.85	0.41
1:O:236:PRO:CG	1:O:237:TYR:N	2.83	0.41
1:I:236:PRO:CG	1:I:237:TYR:N	2.83	0.41
1:Q:59:LEU:O	1:Q:63:TRP:HB2	2.19	0.41
1:F:59:LEU:HD23	1:F:59:LEU:HA	1.72	0.41
1:H:538:LEU:O	1:H:542:ILE:HG23	2.20	0.41
1:A:740:UNK:C	1:A:775:UNK:CB	2.99	0.41
1:N:823:UNK:O	1:N:832:UNK:N	2.54	0.41
1:N:132:LEU:HD12	1:N:132:LEU:HA	1.73	0.41
1:D:367:LYS:O	1:D:371:ARG:HG2	2.20	0.41
1:J:823:UNK:O	1:J:832:UNK:N	2.54	0.41
1:K:823:UNK:O	1:K:832:UNK:N	2.53	0.41
1:E:823:UNK:O	1:E:832:UNK:N	2.53	0.41
1:H:1237:UNK:C	1:H:1239:UNK:N	2.82	0.41
1:P:538:LEU:O	1:P:542:ILE:HG23	2.20	0.41
1:G:740:UNK:C	1:G:775:UNK:CB	2.99	0.41
1:L:367:LYS:O	1:L:371:ARG:HG2	2.20	0.41
1:F:740:UNK:C	1:F:775:UNK:CB	2.99	0.41
1:Q:1216:UNK:O	1:Q:1217:UNK:C	2.67	0.41
1:N:174:MET:HE1	1:N:241:LEU:CD1	2.46	0.41
1:N:242:LEU:HG	1:N:262:ILE:CG2	2.50	0.41
1:J:269:LYS:CD	1:J:273:ASP:OD2	2.68	0.41
1:J:285:LEU:HD13	1:J:285:LEU:HA	1.80	0.41
1:J:317:LEU:HD22	1:J:317:LEU:HA	1.75	0.41
1:P:353:ILE:HD11	1:P:426:TYR:CB	2.37	0.41
1:L:190:GLU:OE1	1:L:191:THR:N	2.53	0.41
1:L:327:ILE:HG21	1:L:341:TRP:HZ3	1.84	0.41
1:M:354:GLU:OE1	1:M:355:SER:N	2.53	0.41
1:H:114:TYR:CE1	1:H:166:LEU:HD11	2.54	0.41
1:H:271:VAL:O	1:H:275:LEU:CD2	2.68	0.41
1:F:174:MET:HG2	1:F:241:LEU:H	1.84	0.41
1:A:153:LEU:HD23	1:A:153:LEU:N	2.35	0.41
1:A:354:GLU:OE1	1:A:355:SER:N	2.53	0.41
1:E:72:MET:C	1:E:74:GLN:N	2.73	0.41
1:K:72:MET:C	1:K:74:GLN:N	2.73	0.41

Continued on next page...

Continued from previous page...

Atom-1	Atom-2	Interatomic distance (Å)	Clash overlap (Å)
1:C:12:TYR:CE2	1:C:77:VAL:HG21	2.52	0.41
1:O:22:ALA:O	1:O:25:ASP:HB3	2.20	0.41
1:F:10:TYR:HB3	1:F:11:GLN:H	1.69	0.41
1:K:317:LEU:HD22	1:K:317:LEU:HA	1.75	0.41
1:M:379:ALA:HB1	1:M:470:HIS:NE2	2.34	0.41
1:C:318:THR:CG2	1:C:319:THR:CA	2.86	0.41
1:A:118:GLN:CD	1:Q:253:TRP:HZ3	2.11	0.41
1:N:235:LYS:N	1:N:235:LYS:HZ2	2.18	0.41
1:N:240:CYS:SG	1:N:240:CYS:O	2.78	0.41
1:Q:234:SER:HA	1:Q:235:LYS:HZ1	1.85	0.41
1:Q:518:LEU:CG	1:Q:646:UNK:O	2.68	0.41
1:D:235:LYS:HZ2	1:D:235:LYS:N	2.17	0.41
1:I:63:TRP:CZ2	1:I:131:TYR:CE2	3.02	0.41
1:D:59:LEU:O	1:D:63:TRP:HB2	2.19	0.41
1:P:488:ARG:CB	1:P:491:PHE:HB2	2.47	0.41
1:P:402:VAL:HA	1:P:405:LEU:HB2	2.02	0.41
1:L:397:ASP:O	1:L:401:VAL:HG23	2.19	0.41
1:M:740:UNK:C	1:M:775:UNK:CB	2.99	0.41
1:K:402:VAL:HA	1:K:405:LEU:HB2	2.02	0.41
1:H:1098:UNK:C	1:H:1100:UNK:N	2.80	0.41
1:F:458:LEU:HB2	1:F:493:ASP:OD2	2.20	0.41
1:A:458:LEU:HB2	1:A:493:ASP:OD2	2.20	0.41
1:L:342:LYS:HB2	1:L:342:LYS:HE3	1.85	0.41
1:C:740:UNK:C	1:C:775:UNK:CB	2.99	0.41
1:L:388:LEU:H	1:L:388:LEU:HG	1.58	0.41
1:E:710:UNK:C	1:E:712:UNK:N	2.81	0.41
1:G:1216:UNK:O	1:G:1217:UNK:C	2.67	0.41
1:O:740:UNK:C	1:O:775:UNK:CB	2.99	0.41
1:I:740:UNK:C	1:I:775:UNK:CB	2.99	0.41
1:P:1216:UNK:O	1:P:1217:UNK:C	2.68	0.41
1:Q:740:UNK:C	1:Q:775:UNK:CB	2.99	0.41
1:P:1237:UNK:C	1:P:1239:UNK:N	2.82	0.41
1:G:367:LYS:O	1:G:371:ARG:HG2	2.20	0.41
1:J:242:LEU:HG	1:J:262:ILE:CG2	2.50	0.41
1:P:350:THR:C	1:P:353:ILE:H	2.24	0.41
1:H:350:THR:C	1:H:353:ILE:H	2.24	0.41
1:D:149:ILE:O	1:D:266:THR:N	2.41	0.41
1:D:269:LYS:CD	1:D:273:ASP:OD2	2.68	0.41
1:C:354:GLU:OE1	1:C:355:SER:N	2.53	0.41
1:O:190:GLU:OE1	1:O:191:THR:N	2.53	0.41
1:P:294:PRO:O	1:P:297:VAL:CG2	2.48	0.41

Continued on next page...

Continued from previous page...

Atom-1	Atom-2	Interatomic distance (Å)	Clash overlap (Å)
1:P:323:ARG:HG2	1:P:349:LEU:HD13	2.01	0.41
1:F:153:LEU:HD23	1:F:153:LEU:N	2.35	0.41
1:G:82:ARG:NH1	1:G:82:ARG:CB	2.73	0.41
1:N:354:GLU:OE1	1:N:355:SER:N	2.53	0.41
1:G:354:GLU:OE1	1:G:355:SER:N	2.53	0.41
1:H:22:ALA:O	1:H:25:ASP:HB3	2.20	0.41
1:Q:369:PHE:HE1	1:Q:410:LEU:HB3	1.80	0.41
1:G:369:PHE:HE1	1:G:410:LEU:HB3	1.80	0.41
1:O:242:LEU:O	1:O:242:LEU:HG	2.20	0.41
1:F:118:GLN:CD	1:G:253:TRP:HZ3	2.11	0.41
1:C:148:LEU:CB	1:C:264:LEU:CD2	2.97	0.41
1:N:236:PRO:CG	1:N:237:TYR:N	2.83	0.41
1:H:234:SER:O	1:H:235:LYS:C	2.59	0.41
1:P:234:SER:O	1:P:235:LYS:C	2.59	0.41
1:O:240:CYS:SG	1:O:240:CYS:O	2.78	0.41
1:K:236:PRO:CG	1:K:237:TYR:N	2.83	0.41
1:K:240:CYS:O	1:K:240:CYS:SG	2.78	0.41
1:E:236:PRO:CG	1:E:237:TYR:N	2.83	0.41
1:F:235:LYS:HZ2	1:F:235:LYS:H	1.67	0.41
1:F:236:PRO:CG	1:F:237:TYR:N	2.83	0.41
1:G:518:LEU:CG	1:G:646:UNK:O	2.68	0.41
1:M:59:LEU:O	1:M:63:TRP:HB2	2.19	0.41
1:G:59:LEU:O	1:G:63:TRP:HB2	2.19	0.41
1:H:59:LEU:HA	1:H:59:LEU:HD23	1.72	0.41
1:K:270:GLN:HB2	1:K:407:LYS:HG2	2.02	0.41
1:D:270:GLN:HB2	1:D:407:LYS:HG2	2.02	0.41
1:N:459:ILE:HA	1:N:460:PRO:HD3	1.88	0.41
1:N:468:TYR:CE1	1:N:501:ILE:HD13	2.56	0.41
1:J:468:TYR:CE1	1:J:501:ILE:HD13	2.56	0.41
1:O:468:TYR:CE1	1:O:501:ILE:HD13	2.56	0.41
1:H:402:VAL:HA	1:H:405:LEU:HB2	2.02	0.41
1:M:458:LEU:HB2	1:M:493:ASP:OD2	2.20	0.41
1:I:823:UNK:O	1:I:832:UNK:N	2.53	0.41
1:C:823:UNK:O	1:C:832:UNK:N	2.53	0.41
1:D:388:LEU:H	1:D:388:LEU:HG	1.58	0.41
1:I:302:LEU:HD12	1:I:302:LEU:HA	1.75	0.41
1:J:132:LEU:HD12	1:J:132:LEU:HA	1.73	0.41
1:D:342:LYS:HE3	1:D:342:LYS:HB2	1.85	0.41
1:H:1216:UNK:O	1:H:1217:UNK:C	2.68	0.41
1:H:740:UNK:C	1:H:775:UNK:CB	2.99	0.41
1:N:402:VAL:HA	1:N:405:LEU:HB2	2.02	0.41

Continued on next page...

Continued from previous page...

Atom-1	Atom-2	Interatomic distance (Å)	Clash overlap (Å)
1:Q:367:LYS:O	1:Q:371:ARG:HG2	2.20	0.41
1:C:458:LEU:HB2	1:C:493:ASP:OD2	2.20	0.41
1:F:538:LEU:O	1:F:542:ILE:HG23	2.20	0.41
1:C:402:VAL:HA	1:C:405:LEU:HB2	2.02	0.41
1:F:823:UNK:O	1:F:832:UNK:N	2.54	0.41
1:P:740:UNK:C	1:P:775:UNK:CB	2.99	0.41
1:J:402:VAL:HA	1:J:405:LEU:HB2	2.02	0.41
1:N:538:LEU:O	1:N:542:ILE:HG23	2.20	0.41
1:M:823:UNK:O	1:M:832:UNK:N	2.53	0.41
1:A:823:UNK:O	1:A:832:UNK:N	2.54	0.41
1:D:190:GLU:OE1	1:D:191:THR:N	2.53	0.41
1:L:149:ILE:O	1:L:266:THR:N	2.41	0.41
1:L:269:LYS:CD	1:L:273:ASP:OD2	2.68	0.41
1:D:148:LEU:CB	1:D:264:LEU:CD2	2.97	0.41
1:D:323:ARG:HG2	1:D:349:LEU:HD13	2.01	0.41
1:D:327:ILE:HG21	1:D:341:TRP:HZ3	1.84	0.41
1:H:269:LYS:CD	1:H:273:ASP:OD2	2.68	0.41
1:I:190:GLU:OE1	1:I:191:THR:N	2.53	0.41
1:L:354:GLU:OE1	1:L:355:SER:N	2.53	0.41
1:F:350:THR:C	1:F:353:ILE:H	2.24	0.41
1:A:350:THR:C	1:A:353:ILE:H	2.24	0.41
1:J:354:GLU:OE1	1:J:355:SER:N	2.53	0.41
1:Q:350:THR:C	1:Q:353:ILE:H	2.24	0.41
1:Q:354:GLU:OE1	1:Q:355:SER:N	2.53	0.41
1:G:350:THR:C	1:G:353:ILE:H	2.24	0.41
1:F:35:MET:CG	1:F:45:ILE:CD1	2.84	0.41
1:F:82:ARG:CB	1:F:82:ARG:NH1	2.73	0.41
1:A:15:ILE:HD11	1:A:92:ILE:HG22	1.95	0.41
1:E:153:LEU:HD23	1:E:153:LEU:N	2.35	0.41
1:E:354:GLU:OE1	1:E:355:SER:N	2.53	0.41
1:I:82:ARG:NH2	1:I:86:LYS:HE3	2.26	0.41
1:P:22:ALA:O	1:P:25:ASP:HB3	2.20	0.41
1:A:245:LEU:O	1:A:246:ASN:HB2	2.20	0.41
1:A:269:LYS:CD	1:A:273:ASP:OD2	2.68	0.41
1:G:322:ARG:CZ	1:G:352:ILE:HD12	2.40	0.41
1:C:301:LEU:HG	1:C:324:LEU:CD1	2.34	0.41
1:O:271:VAL:O	1:O:275:LEU:CD2	2.68	0.41
1:A:234:SER:O	1:A:235:LYS:C	2.59	0.41
1:A:236:PRO:CG	1:A:237:TYR:N	2.83	0.41
1:J:236:PRO:CG	1:J:237:TYR:N	2.83	0.41
1:P:234:SER:O	1:P:236:PRO:HD2	2.18	0.41

Continued on next page...

Continued from previous page...

Atom-1	Atom-2	Interatomic distance (Å)	Clash overlap (Å)
1:I:240:CYS:SG	1:I:240:CYS:O	2.78	0.41
1:E:240:CYS:O	1:E:240:CYS:SG	2.78	0.41
1:F:234:SER:O	1:F:235:LYS:C	2.59	0.41
1:M:63:TRP:HZ2	1:M:131:TYR:CD2	2.37	0.41
1:C:59:LEU:O	1:C:63:TRP:HB2	2.19	0.41
1:E:406:HIS:ND1	1:E:406:HIS:C	2.73	0.41
1:F:459:ILE:HA	1:F:460:PRO:HD3	1.88	0.41
1:D:137:ALA:HB1	1:D:147:VAL:CG2	2.47	0.41
1:P:51:SER:OG	1:P:60:ARG:NH1	2.38	0.41
1:P:52:LYS:HZ2	1:P:52:LYS:C	2.23	0.41
1:H:52:LYS:HZ2	1:H:52:LYS:C	2.23	0.41
1:C:1131:UNK:N	1:C:1145:UNK:O	2.54	0.41
1:M:1131:UNK:N	1:M:1145:UNK:O	2.54	0.41
1:Q:468:TYR:CE1	1:Q:501:ILE:HD13	2.56	0.41
1:G:468:TYR:CE1	1:G:501:ILE:HD13	2.56	0.41
1:I:468:TYR:CE1	1:I:501:ILE:HD13	2.56	0.41
1:D:459:ILE:HG23	1:D:497:LEU:HD11	2.01	0.41
1:K:101:MET:HG3	1:K:102:MET:N	2.35	0.41
1:M:101:MET:HG3	1:M:102:MET:N	2.35	0.41
1:E:1216:UNK:O	1:E:1217:UNK:C	2.67	0.41
1:E:740:UNK:C	1:E:775:UNK:CB	2.99	0.41
1:F:1216:UNK:O	1:F:1217:UNK:C	2.68	0.41
1:M:402:VAL:HA	1:M:405:LEU:HB2	2.02	0.41
1:J:442:SER:O	1:J:446:HIS:ND1	2.42	0.41
1:J:538:LEU:O	1:J:542:ILE:HG23	2.20	0.41
1:H:564:ILE:H	1:H:564:ILE:HG12	1.71	0.41
1:N:1216:UNK:O	1:N:1217:UNK:C	2.68	0.41
1:E:367:LYS:O	1:E:371:ARG:HG2	2.20	0.41
1:I:402:VAL:HA	1:I:405:LEU:HB2	2.02	0.41
1:G:538:LEU:O	1:G:542:ILE:HG23	2.20	0.41
1:O:823:UNK:O	1:O:832:UNK:N	2.53	0.41
1:A:1216:UNK:O	1:A:1217:UNK:C	2.68	0.41
1:A:538:LEU:O	1:A:542:ILE:HG23	2.20	0.41
1:D:397:ASP:O	1:D:401:VAL:HG23	2.19	0.41
1:P:190:GLU:OE1	1:P:191:THR:N	2.53	0.41
1:L:148:LEU:CB	1:L:264:LEU:CD2	2.97	0.41
1:L:323:ARG:HG2	1:L:349:LEU:HD13	2.01	0.41
1:D:148:LEU:HD21	1:D:266:THR:HG21	1.80	0.41
1:D:322:ARG:CZ	1:D:352:ILE:HD12	2.40	0.41
1:F:269:LYS:CD	1:F:273:ASP:OD2	2.68	0.41
1:P:269:LYS:CD	1:P:273:ASP:OD2	2.68	0.41

Continued on next page...

Continued from previous page...

Atom-1	Atom-2	Interatomic distance (Å)	Clash overlap (Å)
1:Q:190:GLU:OE1	1:Q:191:THR:N	2.53	0.41
1:I:350:THR:C	1:I:353:ILE:H	2.24	0.41
1:O:350:THR:C	1:O:353:ILE:H	2.24	0.41
1:G:190:GLU:OE1	1:G:191:THR:N	2.53	0.41
1:P:39:ILE:HG23	1:P:40:LEU:H	1.86	0.41
1:H:39:ILE:HG23	1:H:40:LEU:H	1.86	0.41
1:C:39:ILE:O	1:C:40:LEU:HD23	2.21	0.41
1:C:39:ILE:HG23	1:C:40:LEU:H	1.86	0.41
1:M:39:ILE:O	1:M:40:LEU:HD23	2.21	0.41
1:M:39:ILE:HG23	1:M:40:LEU:H	1.86	0.41
1:A:26:ASN:H	1:A:26:ASN:ND2	2.10	0.41
1:A:97:ARG:NH1	1:A:97:ARG:CG	2.73	0.41
1:K:354:GLU:OE1	1:K:355:SER:N	2.53	0.41
1:L:39:ILE:O	1:L:40:LEU:HD23	2.21	0.41
1:D:39:ILE:O	1:D:40:LEU:HD23	2.21	0.41
1:D:87:PHE:CZ	1:P:88:LEU:HD12	2.41	0.41
1:N:39:ILE:O	1:N:40:LEU:HD23	2.21	0.41
1:G:379:ALA:HB1	1:G:470:HIS:NE2	2.34	0.41
1:Q:283:ILE:HG23	1:Q:290:MET:HE2	2.03	0.41
1:Q:322:ARG:CZ	1:Q:352:ILE:HD12	2.40	0.41
1:I:271:VAL:O	1:I:275:LEU:CD2	2.68	0.41
1:O:148:LEU:HD21	1:O:272:THR:HA	2.02	0.41
1:M:148:LEU:CB	1:M:264:LEU:CD2	2.97	0.41
1:C:63:TRP:HZ2	1:C:131:TYR:CD2	2.37	0.41
1:E:270:GLN:HB2	1:E:407:LYS:HG2	2.02	0.41
1:L:270:GLN:HB2	1:L:407:LYS:HG2	2.02	0.41
1:K:406:HIS:C	1:K:406:HIS:ND1	2.73	0.41
1:C:139:LEU:N	1:C:139:LEU:CD2	2.73	0.41
1:F:229:ARG:O	1:F:233:LYS:HD2	2.21	0.41
1:L:229:ARG:O	1:L:233:LYS:HD2	2.21	0.41
1:E:468:TYR:CE1	1:E:501:ILE:HD13	2.56	0.41
1:K:468:TYR:CE1	1:K:501:ILE:HD13	2.56	0.41
1:E:101:MET:HG3	1:E:102:MET:N	2.35	0.41
1:C:101:MET:HG3	1:C:102:MET:N	2.35	0.41
1:A:631:UNK:HA	1:A:640:UNK:O	2.21	0.41
1:H:823:UNK:O	1:H:832:UNK:N	2.54	0.41
1:L:740:UNK:C	1:L:775:UNK:CB	2.99	0.41
1:Q:564:ILE:H	1:Q:564:ILE:HG12	1.71	0.41
1:Q:538:LEU:O	1:Q:542:ILE:HG23	2.20	0.41
1:P:631:UNK:HA	1:P:640:UNK:O	2.21	0.41
1:P:823:UNK:O	1:P:832:UNK:N	2.54	0.41

Continued on next page...

Continued from previous page...

Atom-1	Atom-2	Interatomic distance (Å)	Clash overlap (Å)
1:K:367:LYS:O	1:K:371:ARG:HG2	2.20	0.41
1:M:1216:UNK:O	1:M:1217:UNK:C	2.67	0.41
1:K:631:UNK:HA	1:K:640:UNK:O	2.21	0.41
1:O:1216:UNK:O	1:O:1217:UNK:C	2.67	0.41
1:E:631:UNK:HA	1:E:640:UNK:O	2.21	0.41
1:K:740:UNK:C	1:K:775:UNK:CB	2.99	0.41
1:O:402:VAL:HA	1:O:405:LEU:HB2	2.02	0.41
1:F:631:UNK:HA	1:F:640:UNK:O	2.21	0.41
1:J:1216:UNK:O	1:J:1217:UNK:C	2.68	0.41
1:D:740:UNK:C	1:D:775:UNK:CB	2.99	0.41
1:M:367:LYS:O	1:M:371:ARG:HG2	2.20	0.41
1:K:1216:UNK:O	1:K:1217:UNK:C	2.67	0.41
1:N:285:LEU:HD13	1:N:285:LEU:HA	1.80	0.41
1:J:327:ILE:HG21	1:J:341:TRP:HZ3	1.84	0.41
1:C:174:MET:HE1	1:C:241:LEU:CD1	2.48	0.41
1:L:322:ARG:CZ	1:L:352:ILE:HD12	2.40	0.41
1:F:157:LYS:CD	1:F:265:THR:OG1	2.59	0.41
1:D:153:LEU:HD23	1:D:153:LEU:N	2.35	0.41
1:D:354:GLU:OE1	1:D:355:SER:N	2.53	0.41
1:G:15:ILE:HD11	1:G:92:ILE:HG21	1.99	0.41
1:J:153:LEU:HD22	1:J:426:TYR:CZ	2.56	0.41
1:J:350:THR:C	1:J:353:ILE:H	2.24	0.41
1:N:153:LEU:HD22	1:N:426:TYR:CZ	2.56	0.41
1:N:350:THR:C	1:N:353:ILE:H	2.24	0.41
1:G:657:UNK:C	1:G:658:UNK:H	2.09	0.41
1:F:68:LYS:HB3	1:F:72:MET:SD	2.61	0.41
1:F:92:ILE:O	1:F:95:GLU:CB	2.58	0.41
1:F:97:ARG:NH1	1:F:97:ARG:CG	2.73	0.41
1:A:92:ILE:O	1:A:95:GLU:CB	2.58	0.41
1:O:39:ILE:O	1:O:40:LEU:HD23	2.21	0.41
1:O:92:ILE:O	1:O:95:GLU:CB	2.58	0.41
1:K:153:LEU:N	1:K:153:LEU:HD23	2.35	0.41
1:I:39:ILE:O	1:I:40:LEU:HD23	2.21	0.41
1:I:92:ILE:O	1:I:95:GLU:CB	2.58	0.41
1:J:39:ILE:O	1:J:40:LEU:HD23	2.21	0.41
1:K:381:ILE:HA	1:K:382:PRO:HD3	1.81	0.41
1:K:285:LEU:HA	1:K:290:MET:HB3	2.02	0.41
1:Q:285:LEU:HA	1:Q:290:MET:HB3	2.02	0.41
1:C:287:HIS:CD2	1:C:288:HIS:N	2.89	0.41
1:M:287:HIS:CD2	1:M:288:HIS:N	2.89	0.41
1:I:148:LEU:HD21	1:I:272:THR:HA	2.02	0.41

Continued on next page...

Continued from previous page...

Atom-1	Atom-2	Interatomic distance (Å)	Clash overlap (Å)
1:G:234:SER:HA	1:G:235:LYS:HZ1	1.86	0.41
1:F:234:SER:O	1:F:236:PRO:HD2	2.18	0.41
1:O:207:TRP:NE1	1:O:227:GLU:HG2	2.32	0.41
1:A:229:ARG:O	1:A:233:LYS:HD2	2.21	0.41
1:M:229:ARG:O	1:M:233:LYS:HD2	2.21	0.41
1:O:229:ARG:O	1:O:233:LYS:HD2	2.21	0.41
1:D:229:ARG:O	1:D:233:LYS:HD2	2.21	0.41
1:G:1131:UNK:N	1:G:1145:UNK:O	2.54	0.41
1:H:1131:UNK:N	1:H:1145:UNK:O	2.54	0.41
1:D:1131:UNK:N	1:D:1145:UNK:O	2.54	0.41
1:L:459:ILE:HG23	1:L:497:LEU:HD11	2.01	0.41
1:H:631:UNK:HA	1:H:640:UNK:O	2.21	0.41
1:C:631:UNK:HA	1:C:640:UNK:O	2.21	0.41
1:F:564:ILE:H	1:F:564:ILE:HG12	1.71	0.41
1:Q:631:UNK:HA	1:Q:640:UNK:O	2.21	0.41
1:L:538:LEU:O	1:L:542:ILE:HG23	2.20	0.41
1:I:1216:UNK:O	1:I:1217:UNK:C	2.67	0.41
1:M:631:UNK:HA	1:M:640:UNK:O	2.21	0.41
1:K:458:LEU:HB2	1:K:493:ASP:OD2	2.20	0.41
1:G:631:UNK:HA	1:G:640:UNK:O	2.21	0.41
1:N:327:ILE:HG21	1:N:341:TRP:HZ3	1.84	0.41
1:H:190:GLU:OE1	1:H:191:THR:N	2.53	0.41
1:L:283:ILE:HG23	1:L:290:MET:HE1	2.02	0.41
1:H:242:LEU:HG	1:H:262:ILE:CG2	2.50	0.41
1:H:287:HIS:CD2	1:H:288:HIS:N	2.89	0.41
1:P:242:LEU:HG	1:P:262:ILE:CG2	2.50	0.41
1:P:287:HIS:CD2	1:P:288:HIS:N	2.89	0.41
1:L:153:LEU:HD23	1:L:153:LEU:N	2.35	0.41
1:Q:82:ARG:CB	1:Q:82:ARG:NH1	2.73	0.41
1:P:68:LYS:HB3	1:P:72:MET:SD	2.61	0.41
1:J:153:LEU:HD23	1:J:153:LEU:N	2.35	0.41
1:J:190:GLU:OE1	1:J:191:THR:N	2.53	0.41
1:F:72:MET:C	1:F:74:GLN:N	2.73	0.41
1:A:10:TYR:HB3	1:A:11:GLN:H	1.69	0.41
1:A:68:LYS:HB3	1:A:72:MET:SD	2.61	0.41
1:E:350:THR:C	1:E:353:ILE:H	2.24	0.41
1:J:72:MET:C	1:J:74:GLN:N	2.73	0.41
1:N:35:MET:CA	1:N:35:MET:HE2	2.32	0.41
1:N:92:ILE:O	1:N:95:GLU:N	2.46	0.41
1:Q:379:ALA:HB1	1:Q:470:HIS:NE2	2.34	0.41
1:E:148:LEU:CB	1:E:264:LEU:CD2	2.97	0.41

Continued on next page...

Continued from previous page...

Atom-1	Atom-2	Interatomic distance (Å)	Clash overlap (Å)
1:E:285:LEU:HA	1:E:290:MET:HB3	2.02	0.41
1:G:285:LEU:HA	1:G:290:MET:HB3	2.02	0.41
1:I:287:HIS:CD2	1:I:288:HIS:N	2.89	0.41
1:O:287:HIS:CD2	1:O:288:HIS:N	2.89	0.41
1:G:179:PHE:CD2	1:G:240:CYS:SG	3.07	0.41
1:M:538:LEU:O	1:M:542:ILE:HG23	2.20	0.41
1:A:459:ILE:HA	1:A:460:PRO:HD3	1.88	0.41
1:A:137:ALA:HB1	1:A:147:VAL:CG2	2.47	0.41
1:L:137:ALA:HB1	1:L:147:VAL:CG2	2.47	0.41
1:N:229:ARG:O	1:N:233:LYS:HD2	2.21	0.41
1:C:229:ARG:O	1:C:233:LYS:HD2	2.21	0.41
1:I:229:ARG:O	1:I:233:LYS:HD2	2.21	0.41
1:Q:1131:UNK:N	1:Q:1145:UNK:O	2.54	0.41
1:P:1131:UNK:N	1:P:1145:UNK:O	2.54	0.41
1:F:1131:UNK:N	1:F:1145:UNK:O	2.54	0.41
1:L:1131:UNK:N	1:L:1145:UNK:O	2.54	0.41
1:A:1188:UNK:C	1:A:1190:UNK:N	2.83	0.41
1:F:1188:UNK:C	1:F:1190:UNK:N	2.83	0.41
1:I:631:UNK:HA	1:I:640:UNK:O	2.21	0.41
1:C:367:LYS:O	1:C:371:ARG:HG2	2.20	0.41
1:O:631:UNK:HA	1:O:640:UNK:O	2.21	0.41
1:O:668:UNK:C	1:O:670:UNK:N	2.81	0.41
1:M:1234:UNK:HA	1:M:1243:UNK:O	2.21	0.41
1:C:1216:UNK:O	1:C:1217:UNK:C	2.67	0.41
1:L:458:LEU:HB2	1:L:493:ASP:OD2	2.20	0.41
1:L:1098:UNK:C	1:L:1100:UNK:N	2.80	0.41
1:D:458:LEU:HB2	1:D:493:ASP:OD2	2.20	0.41
1:I:1234:UNK:HA	1:I:1243:UNK:O	2.21	0.41
1:D:538:LEU:O	1:D:542:ILE:HG23	2.20	0.41
1:O:1234:UNK:HA	1:O:1243:UNK:O	2.21	0.41
1:E:458:LEU:HB2	1:E:493:ASP:OD2	2.20	0.41
1:P:1234:UNK:HA	1:P:1243:UNK:O	2.21	0.41
1:N:271:VAL:O	1:N:275:LEU:CD2	2.68	0.41
1:N:287:HIS:CD2	1:N:288:HIS:N	2.89	0.41
1:J:287:HIS:CD2	1:J:288:HIS:N	2.89	0.41
1:L:271:VAL:O	1:L:275:LEU:CD2	2.68	0.41
1:L:287:HIS:CD2	1:L:288:HIS:N	2.89	0.41
1:D:283:ILE:HG23	1:D:290:MET:HE1	2.02	0.41
1:D:260:CYS:HB3	1:D:262:ILE:CG2	2.42	0.41
1:D:271:VAL:O	1:D:275:LEU:CD2	2.68	0.41
1:D:287:HIS:CD2	1:D:288:HIS:N	2.89	0.41

Continued on next page...

Continued from previous page...

Atom-1	Atom-2	Interatomic distance (Å)	Clash overlap (Å)
1:H:294:PRO:O	1:H:297:VAL:CG2	2.48	0.41
1:F:148:LEU:CB	1:F:264:LEU:CD2	2.97	0.41
1:L:350:THR:C	1:L:353:ILE:H	2.24	0.41
1:Q:174:MET:HE3	1:Q:241:LEU:CA	2.40	0.41
1:Q:15:ILE:HD11	1:Q:92:ILE:HG21	1.99	0.41
1:G:45:ILE:CD1	1:G:49:ILE:HD11	2.50	0.41
1:P:19:PHE:CE2	1:P:92:ILE:CA	2.90	0.41
1:H:68:LYS:HB3	1:H:72:MET:SD	2.61	0.41
1:N:153:LEU:HD23	1:N:153:LEU:N	2.35	0.41
1:K:68:LYS:HB3	1:K:72:MET:SD	2.61	0.41
1:C:72:MET:C	1:C:74:GLN:N	2.73	0.41
1:N:190:GLU:OE1	1:N:191:THR:N	2.53	0.41
1:M:72:MET:C	1:M:74:GLN:N	2.73	0.41
1:A:72:MET:C	1:A:74:GLN:N	2.73	0.41
1:A:82:ARG:NH1	1:A:82:ARG:CB	2.73	0.41
1:F:26:ASN:H	1:F:26:ASN:ND2	2.10	0.41
1:K:350:THR:C	1:K:353:ILE:H	2.24	0.41
1:K:357:LEU:HD11	1:K:430:LYS:HD2	1.94	0.41
1:E:357:LEU:HD11	1:E:430:LYS:HD2	1.94	0.41
1:L:39:ILE:HG23	1:L:40:LEU:H	1.86	0.41
1:D:39:ILE:HG23	1:D:40:LEU:H	1.86	0.41
1:J:92:ILE:O	1:J:95:GLU:N	2.46	0.41
1:N:72:MET:C	1:N:74:GLN:N	2.73	0.41
1:J:379:ALA:HB1	1:J:470:HIS:NE2	2.34	0.41
1:K:148:LEU:CB	1:K:264:LEU:CD2	2.97	0.41
1:K:287:HIS:CD2	1:K:288:HIS:N	2.89	0.41
1:E:287:HIS:CD2	1:E:288:HIS:N	2.89	0.41
1:E:317:LEU:HA	1:E:317:LEU:HD22	1.75	0.41
1:E:323:ARG:HG2	1:E:349:LEU:HD13	2.01	0.41
1:Q:292:LEU:H	1:Q:292:LEU:HG	1.60	0.41
1:Q:287:HIS:CB	1:Q:290:MET:HB2	2.41	0.41
1:C:327:ILE:HG21	1:C:341:TRP:HZ3	1.84	0.41
1:I:124:ASN:HD22	1:I:125:VAL:H	1.69	0.41
1:C:148:LEU:HD21	1:C:272:THR:HA	2.02	0.41
1:A:234:SER:O	1:A:236:PRO:HD2	2.18	0.41
1:A:236:PRO:HG2	1:A:237:TYR:N	2.36	0.41
1:G:234:SER:O	1:G:235:LYS:C	2.59	0.41
1:P:235:LYS:HZ2	1:P:235:LYS:H	1.68	0.41
1:F:236:PRO:HG2	1:F:237:TYR:N	2.36	0.41
1:L:518:LEU:O	1:L:522:LYS:HG2	2.21	0.41
1:D:518:LEU:O	1:D:522:LYS:HG2	2.21	0.41

Continued on next page...

Continued from previous page...

Atom-1	Atom-2	Interatomic distance (Å)	Clash overlap (Å)
1:K:518:LEU:O	1:K:522:LYS:HG2	2.21	0.41
1:C:538:LEU:O	1:C:542:ILE:HG23	2.20	0.41
1:P:59:LEU:HD23	1:P:59:LEU:HA	1.72	0.41
1:O:270:GLN:HB2	1:O:407:LYS:HG2	2.02	0.41
1:F:361:GLU:CB	1:F:365:TYR:CD1	2.97	0.41
1:A:361:GLU:CB	1:A:365:TYR:CD1	2.97	0.41
1:D:361:GLU:CB	1:D:365:TYR:CD1	2.97	0.41
1:L:361:GLU:CB	1:L:365:TYR:CD1	2.97	0.41
1:N:406:HIS:CD2	1:N:413:LYS:H	2.39	0.41
1:J:406:HIS:CD2	1:J:413:LYS:H	2.39	0.41
1:D:406:HIS:ND1	1:D:406:HIS:C	2.73	0.41
1:L:406:HIS:ND1	1:L:406:HIS:C	2.73	0.41
1:M:139:LEU:N	1:M:139:LEU:CD2	2.73	0.41
1:Q:576:GLU:OE2	1:Q:579:LYS:HD3	2.21	0.41
1:G:576:GLU:OE2	1:G:579:LYS:HD3	2.21	0.41
1:F:137:ALA:HB1	1:F:147:VAL:CG2	2.47	0.41
1:I:20:GLU:HB2	1:I:62:PHE:CD2	2.56	0.41
1:E:20:GLU:HB2	1:E:62:PHE:CD2	2.56	0.41
1:K:20:GLU:HB2	1:K:62:PHE:CD2	2.56	0.41
1:I:207:TRP:NE1	1:I:227:GLU:HG2	2.32	0.41
1:J:229:ARG:O	1:J:233:LYS:HD2	2.21	0.41
1:K:229:ARG:O	1:K:233:LYS:HD2	2.21	0.41
1:E:229:ARG:O	1:E:233:LYS:HD2	2.21	0.41
1:P:229:ARG:O	1:P:233:LYS:HD2	2.21	0.41
1:N:1131:UNK:N	1:N:1145:UNK:O	2.54	0.41
1:J:1131:UNK:N	1:J:1145:UNK:O	2.54	0.41
1:A:1131:UNK:N	1:A:1145:UNK:O	2.54	0.41
1:O:1131:UNK:N	1:O:1145:UNK:O	2.54	0.41
1:I:1131:UNK:N	1:I:1145:UNK:O	2.54	0.41
1:D:468:TYR:CE1	1:D:501:ILE:HD13	2.56	0.41
1:I:101:MET:HG3	1:I:102:MET:N	2.35	0.41
1:L:468:TYR:CE1	1:L:501:ILE:HD13	2.56	0.41
1:O:101:MET:HG3	1:O:102:MET:N	2.35	0.41
1:Q:101:MET:HG3	1:Q:102:MET:N	2.35	0.41
1:G:101:MET:HG3	1:G:102:MET:N	2.35	0.41
1:D:1098:UNK:C	1:D:1100:UNK:N	2.80	0.41
1:H:1234:UNK:HA	1:H:1243:UNK:O	2.21	0.41
1:D:1216:UNK:O	1:D:1217:UNK:C	2.68	0.41
1:C:1234:UNK:HA	1:C:1243:UNK:O	2.21	0.41
1:L:1216:UNK:O	1:L:1217:UNK:C	2.68	0.41
1:K:443:ILE:HG12	1:K:477:ASN:OD1	2.21	0.41

Continued on next page...

Continued from previous page...

Atom-1	Atom-2	Interatomic distance (Å)	Clash overlap (Å)
1:E:443:ILE:HG12	1:E:477:ASN:OD1	2.21	0.41
1:N:124:ASN:HD22	1:N:125:VAL:H	1.69	0.41
1:N:285:LEU:HD13	1:N:290:MET:HG3	2.03	0.41
1:J:124:ASN:HD22	1:J:125:VAL:H	1.69	0.41
1:J:148:LEU:HD21	1:J:272:THR:HA	2.02	0.41
1:J:148:LEU:CB	1:J:264:LEU:CD2	2.97	0.41
1:J:271:VAL:O	1:J:275:LEU:CD2	2.68	0.41
1:J:285:LEU:HD13	1:J:290:MET:HG3	2.03	0.41
1:F:190:GLU:OE1	1:F:191:THR:CA	2.69	0.41
1:F:242:LEU:HG	1:F:262:ILE:CG2	2.50	0.41
1:A:190:GLU:OE1	1:A:191:THR:CA	2.69	0.41
1:C:190:GLU:OE1	1:C:191:THR:CA	2.69	0.41
1:D:350:THR:C	1:D:353:ILE:H	2.24	0.41
1:O:153:LEU:HD22	1:O:426:TYR:CZ	2.56	0.41
1:Q:45:ILE:CD1	1:Q:49:ILE:HD11	2.50	0.41
1:P:39:ILE:O	1:P:40:LEU:HD23	2.21	0.41
1:E:39:ILE:HG23	1:E:40:LEU:H	1.86	0.41
1:E:68:LYS:HB3	1:E:72:MET:SD	2.61	0.41
1:E:87:PHE:CZ	1:Q:22:ALA:HB1	2.56	0.41
1:I:657:UNK:C	1:I:658:UNK:H	2.09	0.41
1:G:22:ALA:HB1	1:K:87:PHE:CZ	2.56	0.41
1:N:68:LYS:HB3	1:N:72:MET:SD	2.61	0.41
1:N:12:TYR:CE2	1:N:77:VAL:HG21	2.52	0.41
1:H:379:ALA:HB1	1:H:470:HIS:NE2	2.34	0.41
1:N:379:ALA:HB1	1:N:470:HIS:NE2	2.34	0.41
1:E:124:ASN:HD22	1:E:125:VAL:H	1.69	0.41
1:I:287:HIS:CB	1:I:290:MET:HB2	2.41	0.41
1:O:124:ASN:HD22	1:O:125:VAL:H	1.69	0.41
1:O:287:HIS:CB	1:O:290:MET:HB2	2.41	0.41
1:O:305:LEU:HA	1:O:305:LEU:HD22	1.89	0.41
1:M:148:LEU:HD21	1:M:272:THR:HA	2.02	0.41
1:M:269:LYS:CD	1:M:273:ASP:OD2	2.68	0.41
1:N:236:PRO:HG2	1:N:237:TYR:N	2.36	0.41
1:N:203:ILE:CA	1:N:237:TYR:OH	2.63	0.41
1:Q:234:SER:O	1:Q:235:LYS:C	2.59	0.41
1:J:53:ASP:CG	1:J:54:ALA:N	2.38	0.41
1:E:518:LEU:O	1:E:522:LYS:HG2	2.21	0.41
1:I:539:VAL:O	1:I:543:LEU:HB2	2.21	0.41
1:N:539:VAL:O	1:N:543:LEU:HB2	2.21	0.41
1:M:539:VAL:O	1:M:543:LEU:HB2	2.21	0.41
1:J:539:VAL:O	1:J:543:LEU:HB2	2.21	0.41

Continued on next page...

Continued from previous page...

Atom-1	Atom-2	Interatomic distance (Å)	Clash overlap (Å)
1:G:59:LEU:HA	1:G:59:LEU:HD23	1.72	0.41
1:O:406:HIS:CD2	1:O:413:LYS:H	2.39	0.41
1:C:576:GLU:OE2	1:C:579:LYS:HD3	2.21	0.41
1:J:576:GLU:OE2	1:J:579:LYS:HD3	2.21	0.41
1:N:576:GLU:OE2	1:N:579:LYS:HD3	2.21	0.41
1:O:20:GLU:HB2	1:O:62:PHE:CD2	2.56	0.41
1:K:52:LYS:CB	1:K:52:LYS:HZ3	2.32	0.41
1:E:52:LYS:CB	1:E:52:LYS:HZ3	2.32	0.41
1:H:229:ARG:O	1:H:233:LYS:HD2	2.21	0.41
1:N:1188:UNK:C	1:N:1190:UNK:N	2.83	0.41
1:G:443:ILE:HG12	1:G:477:ASN:OD1	2.21	0.41
1:A:443:ILE:HG12	1:A:477:ASN:OD1	2.21	0.41
1:D:1234:UNK:HA	1:D:1243:UNK:O	2.21	0.41
1:J:302:LEU:HD12	1:J:302:LEU:HA	1.75	0.41
1:D:823:UNK:O	1:D:832:UNK:N	2.54	0.41
1:Q:823:UNK:O	1:Q:832:UNK:N	2.53	0.41
1:Q:443:ILE:HG12	1:Q:477:ASN:OD1	2.21	0.41
1:A:710:UNK:C	1:A:712:UNK:N	2.81	0.41
1:F:443:ILE:HG12	1:F:477:ASN:OD1	2.21	0.41
1:N:148:LEU:HD21	1:N:272:THR:HA	2.02	0.40
1:H:190:GLU:OE1	1:H:191:THR:CA	2.69	0.40
1:P:190:GLU:OE1	1:P:191:THR:CA	2.69	0.40
1:L:260:CYS:HB3	1:L:262:ILE:CG2	2.42	0.40
1:D:323:ARG:C	1:D:327:ILE:HD12	2.35	0.40
1:C:153:LEU:N	1:C:153:LEU:HD23	2.35	0.40
1:H:285:LEU:HD13	1:H:285:LEU:HA	1.80	0.40
1:H:327:ILE:HG21	1:H:341:TRP:HZ3	1.84	0.40
1:F:241:LEU:HA	1:F:261:LYS:O	2.22	0.40
1:C:193:LEU:HD23	1:C:193:LEU:C	2.38	0.40
1:P:284:SER:OG	1:P:286:ASP:OD1	2.31	0.40
1:M:190:GLU:OE1	1:M:191:THR:CA	2.69	0.40
1:M:193:LEU:C	1:M:193:LEU:HD23	2.38	0.40
1:H:39:ILE:O	1:H:40:LEU:HD23	2.21	0.40
1:E:39:ILE:O	1:E:40:LEU:HD23	2.21	0.40
1:J:68:LYS:HB3	1:J:72:MET:SD	2.61	0.40
1:J:12:TYR:CE2	1:J:77:VAL:HG21	2.52	0.40
1:N:39:ILE:HG23	1:N:40:LEU:H	1.86	0.40
1:N:45:ILE:CD1	1:N:49:ILE:HD11	2.50	0.40
1:P:379:ALA:HB1	1:P:470:HIS:NE2	2.34	0.40
1:F:379:ALA:HB1	1:F:470:HIS:NE2	2.34	0.40
1:E:381:ILE:HA	1:E:382:PRO:HD3	1.81	0.40

Continued on next page...

Continued from previous page...

Atom-1	Atom-2	Interatomic distance (Å)	Clash overlap (Å)
1:K:124:ASN:HD22	1:K:125:VAL:H	1.69	0.40
2:K:1301:DTP:H2'2	2:K:1301:DTP:H8	1.92	0.40
1:K:242:LEU:HG	1:K:242:LEU:O	2.20	0.40
1:K:323:ARG:HG2	1:K:349:LEU:HD13	2.01	0.40
1:E:242:LEU:HG	1:E:242:LEU:O	2.20	0.40
1:M:327:ILE:HG21	1:M:341:TRP:HZ3	1.84	0.40
1:I:305:LEU:HD22	1:I:305:LEU:HA	1.89	0.40
1:M:242:LEU:HG	1:M:242:LEU:O	2.20	0.40
1:C:242:LEU:HG	1:C:242:LEU:O	2.20	0.40
1:C:269:LYS:CD	1:C:273:ASP:OD2	2.68	0.40
1:J:236:PRO:HG2	1:J:237:TYR:N	2.36	0.40
1:J:203:ILE:CA	1:J:237:TYR:OH	2.63	0.40
1:Q:203:ILE:CA	1:Q:237:TYR:OH	2.63	0.40
1:G:203:ILE:CA	1:G:237:TYR:OH	2.63	0.40
1:H:236:PRO:HG2	1:H:237:TYR:N	2.36	0.40
1:C:236:PRO:HG2	1:C:237:TYR:N	2.36	0.40
1:M:236:PRO:HG2	1:M:237:TYR:N	2.36	0.40
1:P:236:PRO:HG2	1:P:237:TYR:N	2.36	0.40
1:G:518:LEU:O	1:G:522:LYS:HG2	2.21	0.40
1:O:539:VAL:O	1:O:543:LEU:HB2	2.21	0.40
1:C:539:VAL:O	1:C:543:LEU:HB2	2.21	0.40
1:I:270:GLN:HB2	1:I:407:LYS:HG2	2.02	0.40
1:M:576:GLU:OE2	1:M:579:LYS:HD3	2.21	0.40
1:O:488:ARG:CB	1:O:494:PHE:HB2	2.51	0.40
1:I:488:ARG:CB	1:I:494:PHE:HB2	2.51	0.40
1:H:576:GLU:OE2	1:H:579:LYS:HD3	2.21	0.40
1:D:488:ARG:CB	1:D:494:PHE:HB2	2.51	0.40
1:L:488:ARG:CB	1:L:494:PHE:HB2	2.51	0.40
1:F:488:ARG:CB	1:F:494:PHE:HB2	2.51	0.40
1:A:488:ARG:CB	1:A:494:PHE:HB2	2.51	0.40
1:G:20:GLU:HB2	1:G:62:PHE:CD2	2.56	0.40
1:Q:20:GLU:HB2	1:Q:62:PHE:CD2	2.56	0.40
1:M:20:GLU:HB2	1:M:62:PHE:CD2	2.56	0.40
1:C:20:GLU:HB2	1:C:62:PHE:CD2	2.56	0.40
1:L:52:LYS:C	1:L:52:LYS:HZ2	2.25	0.40
1:P:101:MET:HG3	1:P:102:MET:N	2.35	0.40
1:D:101:MET:HG3	1:D:102:MET:N	2.35	0.40
1:D:1237:UNK:C	1:D:1239:UNK:N	2.82	0.40
1:I:443:ILE:HG12	1:I:477:ASN:OD1	2.21	0.40
1:L:1234:UNK:HA	1:L:1243:UNK:O	2.21	0.40
1:A:1234:UNK:HA	1:A:1243:UNK:O	2.21	0.40

Continued on next page...

Continued from previous page...

Atom-1	Atom-2	Interatomic distance (Å)	Clash overlap (Å)
1:L:823:UNK:O	1:L:832:UNK:N	2.54	0.40
1:F:729:UNK:C	1:F:731:UNK:N	2.85	0.40
1:F:1234:UNK:HA	1:F:1243:UNK:O	2.21	0.40
1:G:823:UNK:O	1:G:832:UNK:N	2.53	0.40
1:A:729:UNK:C	1:A:731:UNK:N	2.85	0.40
1:N:148:LEU:CB	1:N:264:LEU:CD2	2.97	0.40
1:J:305:LEU:HD22	1:J:305:LEU:HA	1.89	0.40
1:L:120:PHE:CD1	1:L:159:TRP:CE3	3.09	0.40
1:D:120:PHE:CD1	1:D:159:TRP:CE3	3.09	0.40
1:D:242:LEU:HG	1:D:262:ILE:CG2	2.50	0.40
1:M:153:LEU:HD23	1:M:153:LEU:N	2.35	0.40
1:C:153:LEU:HD22	1:C:426:TYR:CZ	2.56	0.40
1:H:285:LEU:HA	1:H:290:MET:HB3	2.02	0.40
1:P:327:ILE:HG21	1:P:341:TRP:HZ3	1.84	0.40
1:K:193:LEU:HD23	1:K:193:LEU:C	2.38	0.40
1:Q:39:ILE:HG23	1:Q:40:LEU:H	1.86	0.40
1:K:39:ILE:HG23	1:K:40:LEU:H	1.86	0.40
1:K:39:ILE:O	1:K:40:LEU:HD23	2.21	0.40
1:Q:657:UNK:C	1:Q:658:UNK:H	2.09	0.40
1:A:148:LEU:CB	1:A:264:LEU:CD2	2.97	0.40
1:J:39:ILE:HG23	1:J:40:LEU:H	1.86	0.40
1:Q:287:HIS:CD2	1:Q:288:HIS:N	2.89	0.40
1:G:287:HIS:CB	1:G:290:MET:HB2	2.41	0.40
1:M:285:LEU:HA	1:M:290:MET:HB3	2.02	0.40
1:G:269:LYS:CD	1:G:273:ASP:OD2	2.68	0.40
1:C:235:LYS:HZ2	1:C:235:LYS:N	2.18	0.40
1:K:234:SER:O	1:K:235:LYS:C	2.59	0.40
1:E:234:SER:O	1:E:235:LYS:C	2.59	0.40
1:Q:518:LEU:O	1:Q:522:LYS:HG2	2.21	0.40
1:L:235:LYS:H	1:L:235:LYS:HZ2	1.67	0.40
1:D:234:SER:O	1:D:236:PRO:HD2	2.18	0.40
1:D:236:PRO:HG2	1:D:237:TYR:N	2.36	0.40
1:G:382:PRO:HG2	1:G:385:LEU:HD12	2.03	0.40
1:Q:382:PRO:HG2	1:Q:385:LEU:HD12	2.03	0.40
1:I:406:HIS:CD2	1:I:413:LYS:H	2.39	0.40
1:M:488:ARG:CB	1:M:494:PHE:HB2	2.51	0.40
1:P:576:GLU:OE2	1:P:579:LYS:HD3	2.21	0.40
1:G:488:ARG:CG	1:G:488:ARG:HH11	2.31	0.40
1:A:576:GLU:OE2	1:A:579:LYS:HD3	2.21	0.40
1:N:52:LYS:CB	1:N:52:LYS:HZ3	2.33	0.40
1:J:1188:UNK:C	1:J:1190:UNK:N	2.83	0.40

Continued on next page...

Continued from previous page...

Atom-1	Atom-2	Interatomic distance (Å)	Clash overlap (Å)
1:L:101:MET:HG3	1:L:102:MET:N	2.35	0.40
1:A:771:UNK:O	1:A:775:UNK:N	2.55	0.40
1:F:771:UNK:O	1:F:775:UNK:N	2.55	0.40
1:O:405:LEU:HD13	1:O:405:LEU:HA	1.90	0.40
1:O:443:ILE:HG12	1:O:477:ASN:OD1	2.21	0.40
1:N:631:UNK:HA	1:N:640:UNK:O	2.21	0.40
1:Q:1234:UNK:HA	1:Q:1243:UNK:O	2.21	0.40
1:M:173:LYS:HA	1:M:173:LYS:HD2	1.83	0.40
1:A:564:ILE:H	1:A:564:ILE:HG12	1.71	0.40
1:C:173:LYS:HA	1:C:173:LYS:HD2	1.83	0.40
1:G:1234:UNK:HA	1:G:1243:UNK:O	2.21	0.40
1:K:729:UNK:C	1:K:731:UNK:N	2.85	0.40
1:E:729:UNK:C	1:E:731:UNK:N	2.85	0.40
1:N:285:LEU:HA	1:N:290:MET:HB3	2.02	0.40
1:N:305:LEU:HA	1:N:305:LEU:HD22	1.89	0.40
1:H:153:LEU:HD22	1:H:426:TYR:CZ	2.56	0.40
1:L:242:LEU:HG	1:L:262:ILE:CG2	2.50	0.40
1:L:285:LEU:HA	1:L:290:MET:HB3	2.02	0.40
1:M:153:LEU:HD22	1:M:426:TYR:CZ	2.56	0.40
1:H:124:ASN:HD22	1:H:125:VAL:H	1.69	0.40
1:F:264:LEU:H	1:F:264:LEU:CD2	2.35	0.40
1:P:301:LEU:CD2	1:P:328:ALA:HB2	2.37	0.40
1:P:12:TYR:CE2	1:P:77:VAL:HG21	2.52	0.40
1:H:12:TYR:CE2	1:H:77:VAL:HG21	2.52	0.40
1:J:360:LEU:CD2	1:J:360:LEU:C	2.86	0.40
1:F:92:ILE:O	1:F:95:GLU:N	2.46	0.40
1:A:93:LYS:HA	1:A:93:LYS:HD2	1.72	0.40
1:H:382:PRO:HG2	1:H:385:LEU:HD12	2.03	0.40
1:A:379:ALA:HB1	1:A:470:HIS:NE2	2.34	0.40
1:K:242:LEU:CD1	1:K:244:LEU:HD11	2.52	0.40
1:E:242:LEU:CD1	1:E:244:LEU:HD11	2.52	0.40
1:Q:269:LYS:CD	1:Q:273:ASP:OD2	2.68	0.40
1:G:287:HIS:CD2	1:G:288:HIS:N	2.89	0.40
1:I:165:CYS:O	1:I:171:GLN:OE1	2.40	0.40
1:O:165:CYS:O	1:O:171:GLN:OE1	2.40	0.40
1:G:148:LEU:CB	1:G:264:LEU:CD2	2.97	0.40
1:A:240:CYS:SG	1:A:240:CYS:O	2.79	0.40
1:N:179:PHE:CZ	1:N:240:CYS:SG	3.01	0.40
1:L:234:SER:O	1:L:235:LYS:C	2.59	0.40
1:L:236:PRO:HG2	1:L:237:TYR:N	2.36	0.40
1:A:518:LEU:O	1:A:522:LYS:HG2	2.21	0.40

Continued on next page...

Continued from previous page...

Atom-1	Atom-2	Interatomic distance (Å)	Clash overlap (Å)
1:H:539:VAL:O	1:H:543:LEU:HB2	2.21	0.40
1:I:817:UNK:O	1:I:818:UNK:C	2.70	0.40
1:P:406:HIS:CD2	1:P:413:LYS:H	2.39	0.40
1:P:128:LEU:C	1:P:128:LEU:CD1	2.85	0.40
1:H:128:LEU:C	1:H:128:LEU:CD1	2.85	0.40
1:M:406:HIS:CD2	1:M:413:LYS:H	2.39	0.40
1:C:488:ARG:CB	1:C:494:PHE:HB2	2.51	0.40
1:E:576:GLU:OE2	1:E:579:LYS:HD3	2.21	0.40
1:K:576:GLU:OE2	1:K:579:LYS:HD3	2.21	0.40
1:F:576:GLU:OE2	1:F:579:LYS:HD3	2.21	0.40
1:E:1131:UNK:N	1:E:1145:UNK:O	2.54	0.40
1:K:1131:UNK:N	1:K:1145:UNK:O	2.54	0.40
1:P:468:TYR:CE1	1:P:501:ILE:HD13	2.56	0.40
1:M:468:TYR:CE1	1:M:501:ILE:HD13	2.56	0.40
1:H:101:MET:HG3	1:H:102:MET:N	2.35	0.40
1:G:771:UNK:O	1:G:775:UNK:N	2.55	0.40
1:Q:771:UNK:O	1:Q:775:UNK:N	2.55	0.40
1:I:442:SER:O	1:I:446:HIS:ND1	2.42	0.40
1:I:564:ILE:H	1:I:564:ILE:HG12	1.71	0.40
1:N:302:LEU:HD12	1:N:302:LEU:HA	1.75	0.40
1:K:303:LYS:HD3	1:K:303:LYS:HA	1.82	0.40
1:J:631:UNK:HA	1:J:640:UNK:O	2.21	0.40
1:F:710:UNK:C	1:F:712:UNK:N	2.81	0.40
1:L:1237:UNK:C	1:L:1239:UNK:N	2.82	0.40
1:P:668:UNK:C	1:P:670:UNK:N	2.81	0.40
1:N:318:THR:CG2	1:N:319:THR:CA	2.86	0.40
1:J:285:LEU:HA	1:J:290:MET:HB3	2.02	0.40
1:P:153:LEU:HD22	1:P:426:TYR:CZ	2.56	0.40
1:D:190:GLU:HA	1:D:217:ILE:CD1	2.45	0.40
1:L:190:GLU:HA	1:L:217:ILE:CD1	2.45	0.40
1:L:190:GLU:OE1	1:L:191:THR:CA	2.69	0.40
1:D:241:LEU:HA	1:D:261:LYS:O	2.22	0.40
1:E:241:LEU:HA	1:E:261:LYS:O	2.22	0.40
1:I:190:GLU:OE1	1:I:191:THR:CA	2.69	0.40
1:P:285:LEU:HA	1:P:290:MET:HB3	2.02	0.40
1:D:360:LEU:C	1:D:360:LEU:CD2	2.86	0.40
1:G:39:ILE:HG23	1:G:40:LEU:H	1.86	0.40
1:H:19:PHE:CE2	1:H:92:ILE:CA	2.90	0.40
1:F:45:ILE:HG23	1:F:46:ASP:H	1.86	0.40
1:A:45:ILE:HG23	1:A:46:ASP:H	1.86	0.40
1:A:92:ILE:O	1:A:95:GLU:N	2.46	0.40

Continued on next page...

Continued from previous page...

Atom-1	Atom-2	Interatomic distance (Å)	Clash overlap (Å)
1:I:68:LYS:HB3	1:I:72:MET:SD	2.61	0.40
1:L:68:LYS:HB3	1:L:72:MET:SD	2.61	0.40
1:D:68:LYS:HB3	1:D:72:MET:SD	2.61	0.40
1:A:264:LEU:H	1:A:264:LEU:CD2	2.35	0.40
1:J:45:ILE:CD1	1:J:49:ILE:HD11	2.50	0.40
1:P:382:PRO:HG2	1:P:385:LEU:HD12	2.03	0.40
1:I:379:ALA:HB1	1:I:470:HIS:NE2	2.34	0.40
1:K:120:PHE:CD1	1:K:159:TRP:CE3	3.09	0.40
1:K:316:VAL:O	1:K:317:LEU:HD23	2.22	0.40
1:E:120:PHE:CD1	1:E:159:TRP:CE3	3.09	0.40
1:E:316:VAL:O	1:E:317:LEU:HD23	2.22	0.40
2:Q:1301:DTP:H8	2:Q:1301:DTP:H2'2	1.92	0.40
1:Q:148:LEU:HD21	1:Q:266:THR:HG21	1.80	0.40
1:C:285:LEU:HA	1:C:290:MET:HB3	2.02	0.40
1:M:124:ASN:HD22	1:M:125:VAL:H	1.69	0.40
1:C:124:ASN:HD22	1:C:125:VAL:H	1.69	0.40
1:M:235:LYS:HZ2	1:M:235:LYS:N	2.18	0.40
1:F:518:LEU:O	1:F:522:LYS:HG2	2.21	0.40
1:C:539:VAL:O	1:C:542:ILE:HG13	2.22	0.40
1:M:539:VAL:O	1:M:542:ILE:HG13	2.22	0.40
1:O:817:UNK:O	1:O:818:UNK:C	2.70	0.40
1:N:817:UNK:O	1:N:818:UNK:C	2.70	0.40
1:M:382:PRO:HG2	1:M:385:LEU:HD12	2.03	0.40
1:I:128:LEU:C	1:I:128:LEU:CD1	2.85	0.40
1:O:128:LEU:C	1:O:128:LEU:CD1	2.85	0.40
1:C:406:HIS:CD2	1:C:413:LYS:H	2.39	0.40
1:A:468:TYR:CE1	1:A:501:ILE:HD13	2.56	0.40
1:H:468:TYR:CE1	1:H:501:ILE:HD13	2.56	0.40
1:G:497:LEU:HD23	1:G:497:LEU:HA	1.94	0.40
1:E:408:TYR:O	1:E:409:SER:CB	2.70	0.40
1:K:408:TYR:O	1:K:409:SER:CB	2.70	0.40
1:A:408:TYR:O	1:A:409:SER:CB	2.70	0.40
1:H:771:UNK:O	1:H:775:UNK:N	2.55	0.40
1:P:771:UNK:O	1:P:775:UNK:N	2.55	0.40
1:O:442:SER:O	1:O:446:HIS:ND1	2.42	0.40
1:C:443:ILE:HG12	1:C:477:ASN:OD1	2.21	0.40
1:H:443:ILE:HG12	1:H:477:ASN:OD1	2.21	0.40
1:P:443:ILE:HG12	1:P:477:ASN:OD1	2.21	0.40
1:H:668:UNK:C	1:H:670:UNK:N	2.81	0.40
1:M:443:ILE:HG12	1:M:477:ASN:OD1	2.21	0.40
1:D:190:GLU:OE1	1:D:191:THR:CA	2.69	0.40

Continued on next page...

Continued from previous page...

Atom-1	Atom-2	Interatomic distance (Å)	Clash overlap (Å)
1:L:241:LEU:HA	1:L:261:LYS:O	2.22	0.40
1:L:323:ARG:C	1:L:327:ILE:HD12	2.35	0.40
1:D:285:LEU:HA	1:D:290:MET:HB3	2.02	0.40
1:D:316:VAL:O	1:D:317:LEU:HD23	2.22	0.40
1:K:241:LEU:HA	1:K:261:LYS:O	2.22	0.40
1:O:190:GLU:OE1	1:O:191:THR:CA	2.69	0.40
1:H:305:LEU:HD22	1:H:305:LEU:HA	1.89	0.40
1:F:287:HIS:CD2	1:F:288:HIS:N	2.89	0.40
1:P:124:ASN:HD22	1:P:125:VAL:H	1.69	0.40
1:F:353:ILE:HD11	1:F:426:TYR:CB	2.37	0.40
1:G:68:LYS:HB3	1:G:72:MET:SD	2.61	0.40
1:O:81:LEU:C	1:O:81:LEU:CD2	2.86	0.40
1:I:81:LEU:C	1:I:81:LEU:CD2	2.86	0.40
1:F:39:ILE:HG23	1:F:40:LEU:H	1.86	0.40
1:K:153:LEU:HD22	1:K:426:TYR:CZ	2.56	0.40
1:E:153:LEU:HD22	1:E:426:TYR:CZ	2.56	0.40
1:I:39:ILE:HG23	1:I:40:LEU:H	1.86	0.40
1:L:89:MET:HE3	1:L:93:LYS:HB2	2.03	0.40
1:D:15:ILE:HD11	1:D:92:ILE:HG21	1.99	0.40
1:A:317:LEU:HD22	1:A:317:LEU:HA	1.75	0.40
1:J:96:GLN:OE1	1:J:96:GLN:CA	2.70	0.40
1:O:379:ALA:HB1	1:O:470:HIS:NE2	2.34	0.40
1:J:377:PRO:HB3	1:J:428:GLU:HB2	2.04	0.40
1:N:377:PRO:HB3	1:N:428:GLU:HB2	2.04	0.40
1:E:264:LEU:CD2	1:E:264:LEU:H	2.35	0.40
1:Q:148:LEU:CB	1:Q:264:LEU:CD2	2.97	0.40
1:Q:264:LEU:H	1:Q:264:LEU:CD2	2.35	0.40
1:G:167:SER:O	1:G:168:TYR:C	2.57	0.40
1:C:316:VAL:O	1:C:317:LEU:HD23	2.22	0.40
1:M:316:VAL:O	1:M:317:LEU:HD23	2.22	0.40
1:F:117:ASN:O	1:F:118:GLN:HB2	2.22	0.40
1:A:117:ASN:O	1:A:118:GLN:HB2	2.22	0.40
1:G:264:LEU:H	1:G:264:LEU:CD2	2.35	0.40
1:J:179:PHE:CZ	1:J:240:CYS:SG	3.01	0.40
1:Q:236:PRO:HG2	1:Q:237:TYR:N	2.36	0.40
1:I:236:PRO:HG2	1:I:237:TYR:N	2.36	0.40
1:K:236:PRO:HG2	1:K:237:TYR:N	2.36	0.40
1:E:236:PRO:HG2	1:E:237:TYR:N	2.36	0.40
1:L:234:SER:O	1:L:236:PRO:HD2	2.18	0.40
1:P:539:VAL:O	1:P:543:LEU:HB2	2.21	0.40
1:J:817:UNK:O	1:J:818:UNK:C	2.70	0.40

Continued on next page...

Continued from previous page...

Atom-1	Atom-2	Interatomic distance (Å)	Clash overlap (Å)
1:C:382:PRO:HG2	1:C:385:LEU:HD12	2.03	0.40
1:H:406:HIS:CD2	1:H:413:LYS:H	2.39	0.40
1:Q:406:HIS:CD2	1:Q:413:LYS:H	2.39	0.40
1:K:406:HIS:CD2	1:K:413:LYS:H	2.39	0.40
1:L:406:HIS:CD2	1:L:413:LYS:H	2.39	0.40
1:F:468:TYR:CE1	1:F:501:ILE:HD13	2.56	0.40
1:G:488:ARG:CB	1:G:491:PHE:HB2	2.47	0.40
1:J:519:GLN:HA	1:J:522:LYS:HB2	2.04	0.40
1:N:519:GLN:HA	1:N:522:LYS:HB2	2.04	0.40
1:O:519:GLN:HA	1:O:522:LYS:HB2	2.04	0.40
1:C:468:TYR:CE1	1:C:501:ILE:HD13	2.56	0.40
1:F:408:TYR:O	1:F:409:SER:CB	2.70	0.40
1:J:1234:UNK:HA	1:J:1243:UNK:O	2.21	0.40

There are no symmetry-related clashes.

5.3 Torsion angles ⓘ

5.3.1 Protein backbone ⓘ

In the following table, the Percentiles column shows the percent Ramachandran outliers of the chain as a percentile score with respect to all PDB entries followed by that with respect to all EM entries.

The Analysed column shows the number of residues for which the backbone conformation was analysed, and the total number of residues.

Mol	Chain	Analysed	Favoured	Allowed	Outliers	Percentiles	
1	A	529/1103 (48%)	468 (88%)	56 (11%)	5 (1%)	21	66
1	C	529/1103 (48%)	469 (89%)	55 (10%)	5 (1%)	21	66
1	D	529/1103 (48%)	468 (88%)	56 (11%)	5 (1%)	21	66
1	E	529/1103 (48%)	469 (89%)	55 (10%)	5 (1%)	21	66
1	F	529/1103 (48%)	468 (88%)	56 (11%)	5 (1%)	21	66
1	G	529/1103 (48%)	469 (89%)	55 (10%)	5 (1%)	21	66
1	H	529/1103 (48%)	468 (88%)	56 (11%)	5 (1%)	21	66
1	I	529/1103 (48%)	469 (89%)	55 (10%)	5 (1%)	21	66
1	J	529/1103 (48%)	468 (88%)	56 (11%)	5 (1%)	21	66
1	K	529/1103 (48%)	469 (89%)	55 (10%)	5 (1%)	21	66

Continued on next page...

Continued from previous page...

Mol	Chain	Analysed	Favoured	Allowed	Outliers	Percentiles	
1	L	529/1103 (48%)	468 (88%)	56 (11%)	5 (1%)	21	66
1	M	529/1103 (48%)	469 (89%)	55 (10%)	5 (1%)	21	66
1	N	529/1103 (48%)	468 (88%)	56 (11%)	5 (1%)	21	66
1	O	529/1103 (48%)	469 (89%)	55 (10%)	5 (1%)	21	66
1	P	529/1103 (48%)	468 (88%)	56 (11%)	5 (1%)	21	66
1	Q	529/1103 (48%)	469 (89%)	55 (10%)	5 (1%)	21	66
All	All	8464/17648 (48%)	7496 (89%)	888 (10%)	80 (1%)	26	66

All (80) Ramachandran outliers are listed below:

Mol	Chain	Res	Type
1	A	99	PRO
1	A	409	SER
1	C	99	PRO
1	C	409	SER
1	D	99	PRO
1	D	409	SER
1	E	99	PRO
1	E	409	SER
1	F	99	PRO
1	F	409	SER
1	G	99	PRO
1	G	409	SER
1	H	99	PRO
1	H	409	SER
1	I	99	PRO
1	I	409	SER
1	J	99	PRO
1	J	409	SER
1	K	99	PRO
1	K	409	SER
1	L	99	PRO
1	L	409	SER
1	M	99	PRO
1	M	409	SER
1	N	99	PRO
1	N	409	SER
1	O	99	PRO
1	O	409	SER
1	P	99	PRO

Continued on next page...

Continued from previous page...

Mol	Chain	Res	Type
1	P	409	SER
1	Q	99	PRO
1	Q	409	SER
1	A	247	VAL
1	C	247	VAL
1	D	247	VAL
1	E	247	VAL
1	F	247	VAL
1	G	247	VAL
1	H	247	VAL
1	I	247	VAL
1	J	247	VAL
1	K	247	VAL
1	L	247	VAL
1	M	247	VAL
1	N	247	VAL
1	O	247	VAL
1	P	247	VAL
1	Q	247	VAL
1	A	118	GLN
1	C	118	GLN
1	D	118	GLN
1	E	118	GLN
1	F	118	GLN
1	G	118	GLN
1	H	118	GLN
1	I	118	GLN
1	J	118	GLN
1	K	118	GLN
1	L	118	GLN
1	M	118	GLN
1	N	118	GLN
1	O	118	GLN
1	P	118	GLN
1	Q	118	GLN
1	A	309	PRO
1	C	309	PRO
1	D	309	PRO
1	E	309	PRO
1	F	309	PRO
1	G	309	PRO
1	H	309	PRO

Continued on next page...

Continued from previous page...

Mol	Chain	Res	Type
1	I	309	PRO
1	J	309	PRO
1	K	309	PRO
1	L	309	PRO
1	M	309	PRO
1	N	309	PRO
1	O	309	PRO
1	P	309	PRO
1	Q	309	PRO

5.3.2 Protein sidechains ⓘ

In the following table, the Percentiles column shows the percent sidechain outliers of the chain as a percentile score with respect to all PDB entries followed by that with respect to all EM entries.

The Analysed column shows the number of residues for which the sidechain conformation was analysed, and the total number of residues.

Mol	Chain	Analysed	Rotameric	Outliers	Percentiles	
1	A	500/551 (91%)	368 (74%)	132 (26%)	0	6
1	C	500/551 (91%)	369 (74%)	131 (26%)	0	6
1	D	500/551 (91%)	368 (74%)	132 (26%)	0	6
1	E	500/551 (91%)	369 (74%)	131 (26%)	0	6
1	F	500/551 (91%)	368 (74%)	132 (26%)	0	6
1	G	500/551 (91%)	369 (74%)	131 (26%)	0	6
1	H	500/551 (91%)	368 (74%)	132 (26%)	0	6
1	I	500/551 (91%)	369 (74%)	131 (26%)	0	6
1	J	500/551 (91%)	368 (74%)	132 (26%)	0	6
1	K	500/551 (91%)	369 (74%)	131 (26%)	0	6
1	L	500/551 (91%)	368 (74%)	132 (26%)	0	6
1	M	500/551 (91%)	369 (74%)	131 (26%)	0	6
1	N	500/551 (91%)	368 (74%)	132 (26%)	0	6
1	O	500/551 (91%)	369 (74%)	131 (26%)	0	6
1	P	500/551 (91%)	368 (74%)	132 (26%)	0	6
1	Q	500/551 (91%)	369 (74%)	131 (26%)	0	6
All	All	8000/8816 (91%)	5896 (74%)	2104 (26%)	3	6

All (2104) residues with a non-rotameric sidechain are listed below:

Mol	Chain	Res	Type
1	A	10	TYR
1	A	12	TYR
1	A	14	ASP
1	A	19	PHE
1	A	20	GLU
1	A	21	ASP
1	A	23	PHE
1	A	26	ASN
1	A	34	ASP
1	A	35	MET
1	A	37	LYS
1	A	38	SER
1	A	39	ILE
1	A	41	SER
1	A	46	ASP
1	A	51	SER
1	A	52	LYS
1	A	60	ARG
1	A	66	LEU
1	A	68	LYS
1	A	70	GLU
1	A	72	MET
1	A	76	PHE
1	A	79	GLU
1	A	82	ARG
1	A	86	LYS
1	A	87	PHE
1	A	88	LEU
1	A	89	MET
1	A	90	SER
1	A	93	LYS
1	A	96	GLN
1	A	97	ARG
1	A	101	MET
1	A	106	TYR
1	A	110	ARG
1	A	113	LEU
1	A	127	ARG
1	A	129	GLN
1	A	131	TYR
1	A	133	LYS
1	A	134	LEU

Continued on next page...

Continued from previous page...

Mol	Chain	Res	Type
1	A	135	ARG
1	A	136	GLN
1	A	139	LEU
1	A	141	LEU
1	A	146	ASN
1	A	152	VAL
1	A	153	LEU
1	A	157	LYS
1	A	158	THR
1	A	169	LYS
1	A	171	GLN
1	A	173	LYS
1	A	174	MET
1	A	175	ASP
1	A	179	PHE
1	A	186	CYS
1	A	191	THR
1	A	193	LEU
1	A	195	MET
1	A	197	GLN
1	A	199	LEU
1	A	202	GLN
1	A	207	TRP
1	A	210	ARG
1	A	211	SER
1	A	212	ASP
1	A	217	ILE
1	A	228	LEU
1	A	231	LEU
1	A	232	LEU
1	A	233	LYS
1	A	234	SER
1	A	235	LYS
1	A	238	GLU
1	A	242	LEU
1	A	244	LEU
1	A	245	LEU
1	A	246	ASN
1	A	251	LYS
1	A	260	CYS
1	A	263	LEU
1	A	264	LEU

Continued on next page...

Continued from previous page...

Mol	Chain	Res	Type
1	A	267	ARG
1	A	269	LYS
1	A	270	GLN
1	A	273	ASP
1	A	275	LEU
1	A	279	THR
1	A	281	THR
1	A	292	LEU
1	A	297	VAL
1	A	304	TYR
1	A	305	LEU
1	A	317	LEU
1	A	318	THR
1	A	320	ASN
1	A	321	PRO
1	A	322	ARG
1	A	333	ASP
1	A	343	HIS
1	A	352	ILE
1	A	353	ILE
1	A	355	SER
1	A	356	SER
1	A	359	VAL
1	A	360	LEU
1	A	361	GLU
1	A	368	MET
1	A	388	LEU
1	A	404	LYS
1	A	405	LEU
1	A	407	LYS
1	A	409	SER
1	A	413	LYS
1	A	414	GLN
1	A	422	ILE
1	A	426	TYR
1	A	437	TYR
1	A	449	ILE
1	A	470	HIS
1	A	492	LEU
1	A	493	ASP
1	A	494	PHE
1	A	500	LYS

Continued on next page...

Continued from previous page...

Mol	Chain	Res	Type
1	A	528	ILE
1	A	536	GLU
1	A	542	ILE
1	A	562	LEU
1	A	564	ILE
1	A	573	ILE
1	C	10	TYR
1	C	12	TYR
1	C	14	ASP
1	C	19	PHE
1	C	20	GLU
1	C	21	ASP
1	C	23	PHE
1	C	26	ASN
1	C	34	ASP
1	C	35	MET
1	C	37	LYS
1	C	38	SER
1	C	39	ILE
1	C	41	SER
1	C	46	ASP
1	C	51	SER
1	C	52	LYS
1	C	60	ARG
1	C	66	LEU
1	C	68	LYS
1	C	70	GLU
1	C	72	MET
1	C	76	PHE
1	C	79	GLU
1	C	82	ARG
1	C	86	LYS
1	C	87	PHE
1	C	88	LEU
1	C	89	MET
1	C	90	SER
1	C	93	LYS
1	C	96	GLN
1	C	97	ARG
1	C	101	MET
1	C	106	TYR
1	C	110	ARG

Continued on next page...

Continued from previous page...

Mol	Chain	Res	Type
1	C	113	LEU
1	C	127	ARG
1	C	129	GLN
1	C	131	TYR
1	C	133	LYS
1	C	134	LEU
1	C	135	ARG
1	C	136	GLN
1	C	139	LEU
1	C	141	LEU
1	C	146	ASN
1	C	152	VAL
1	C	153	LEU
1	C	157	LYS
1	C	158	THR
1	C	169	LYS
1	C	171	GLN
1	C	173	LYS
1	C	174	MET
1	C	175	ASP
1	C	179	PHE
1	C	186	CYS
1	C	191	THR
1	C	193	LEU
1	C	195	MET
1	C	197	GLN
1	C	199	LEU
1	C	202	GLN
1	C	207	TRP
1	C	210	ARG
1	C	211	SER
1	C	212	ASP
1	C	217	ILE
1	C	228	LEU
1	C	231	LEU
1	C	232	LEU
1	C	233	LYS
1	C	234	SER
1	C	235	LYS
1	C	238	GLU
1	C	242	LEU
1	C	244	LEU

Continued on next page...

Continued from previous page...

Mol	Chain	Res	Type
1	C	246	ASN
1	C	251	LYS
1	C	260	CYS
1	C	263	LEU
1	C	264	LEU
1	C	267	ARG
1	C	269	LYS
1	C	270	GLN
1	C	273	ASP
1	C	275	LEU
1	C	279	THR
1	C	281	THR
1	C	292	LEU
1	C	297	VAL
1	C	304	TYR
1	C	305	LEU
1	C	317	LEU
1	C	318	THR
1	C	320	ASN
1	C	321	PRO
1	C	322	ARG
1	C	333	ASP
1	C	343	HIS
1	C	352	ILE
1	C	353	ILE
1	C	355	SER
1	C	356	SER
1	C	359	VAL
1	C	360	LEU
1	C	361	GLU
1	C	368	MET
1	C	388	LEU
1	C	404	LYS
1	C	405	LEU
1	C	407	LYS
1	C	409	SER
1	C	413	LYS
1	C	414	GLN
1	C	422	ILE
1	C	426	TYR
1	C	437	TYR
1	C	449	ILE

Continued on next page...

Continued from previous page...

Mol	Chain	Res	Type
1	C	470	HIS
1	C	492	LEU
1	C	493	ASP
1	C	494	PHE
1	C	500	LYS
1	C	528	ILE
1	C	536	GLU
1	C	542	ILE
1	C	562	LEU
1	C	564	ILE
1	C	573	ILE
1	D	10	TYR
1	D	12	TYR
1	D	14	ASP
1	D	19	PHE
1	D	20	GLU
1	D	21	ASP
1	D	23	PHE
1	D	26	ASN
1	D	34	ASP
1	D	35	MET
1	D	37	LYS
1	D	38	SER
1	D	39	ILE
1	D	41	SER
1	D	46	ASP
1	D	51	SER
1	D	52	LYS
1	D	60	ARG
1	D	66	LEU
1	D	68	LYS
1	D	70	GLU
1	D	72	MET
1	D	76	PHE
1	D	79	GLU
1	D	82	ARG
1	D	86	LYS
1	D	87	PHE
1	D	88	LEU
1	D	89	MET
1	D	90	SER
1	D	93	LYS

Continued on next page...

Continued from previous page...

Mol	Chain	Res	Type
1	D	96	GLN
1	D	97	ARG
1	D	101	MET
1	D	106	TYR
1	D	110	ARG
1	D	113	LEU
1	D	127	ARG
1	D	129	GLN
1	D	131	TYR
1	D	133	LYS
1	D	134	LEU
1	D	135	ARG
1	D	136	GLN
1	D	139	LEU
1	D	141	LEU
1	D	146	ASN
1	D	152	VAL
1	D	153	LEU
1	D	157	LYS
1	D	158	THR
1	D	169	LYS
1	D	171	GLN
1	D	173	LYS
1	D	174	MET
1	D	175	ASP
1	D	179	PHE
1	D	186	CYS
1	D	191	THR
1	D	193	LEU
1	D	195	MET
1	D	197	GLN
1	D	199	LEU
1	D	202	GLN
1	D	207	TRP
1	D	210	ARG
1	D	211	SER
1	D	212	ASP
1	D	217	ILE
1	D	228	LEU
1	D	231	LEU
1	D	232	LEU
1	D	233	LYS

Continued on next page...

Continued from previous page...

Mol	Chain	Res	Type
1	D	234	SER
1	D	235	LYS
1	D	238	GLU
1	D	242	LEU
1	D	244	LEU
1	D	245	LEU
1	D	246	ASN
1	D	251	LYS
1	D	260	CYS
1	D	263	LEU
1	D	264	LEU
1	D	267	ARG
1	D	269	LYS
1	D	270	GLN
1	D	273	ASP
1	D	275	LEU
1	D	279	THR
1	D	281	THR
1	D	292	LEU
1	D	297	VAL
1	D	304	TYR
1	D	305	LEU
1	D	317	LEU
1	D	318	THR
1	D	320	ASN
1	D	321	PRO
1	D	322	ARG
1	D	333	ASP
1	D	343	HIS
1	D	352	ILE
1	D	353	ILE
1	D	355	SER
1	D	356	SER
1	D	359	VAL
1	D	360	LEU
1	D	361	GLU
1	D	368	MET
1	D	388	LEU
1	D	404	LYS
1	D	405	LEU
1	D	407	LYS
1	D	409	SER

Continued on next page...

Continued from previous page...

Mol	Chain	Res	Type
1	D	413	LYS
1	D	414	GLN
1	D	422	ILE
1	D	426	TYR
1	D	437	TYR
1	D	449	ILE
1	D	470	HIS
1	D	492	LEU
1	D	493	ASP
1	D	494	PHE
1	D	500	LYS
1	D	528	ILE
1	D	536	GLU
1	D	542	ILE
1	D	562	LEU
1	D	564	ILE
1	D	573	ILE
1	E	10	TYR
1	E	12	TYR
1	E	14	ASP
1	E	19	PHE
1	E	20	GLU
1	E	21	ASP
1	E	23	PHE
1	E	26	ASN
1	E	34	ASP
1	E	35	MET
1	E	37	LYS
1	E	38	SER
1	E	39	ILE
1	E	41	SER
1	E	46	ASP
1	E	51	SER
1	E	52	LYS
1	E	60	ARG
1	E	66	LEU
1	E	68	LYS
1	E	70	GLU
1	E	72	MET
1	E	76	PHE
1	E	79	GLU
1	E	82	ARG

Continued on next page...

Continued from previous page...

Mol	Chain	Res	Type
1	E	86	LYS
1	E	87	PHE
1	E	88	LEU
1	E	89	MET
1	E	90	SER
1	E	93	LYS
1	E	96	GLN
1	E	97	ARG
1	E	101	MET
1	E	106	TYR
1	E	110	ARG
1	E	113	LEU
1	E	127	ARG
1	E	129	GLN
1	E	131	TYR
1	E	133	LYS
1	E	134	LEU
1	E	135	ARG
1	E	136	GLN
1	E	139	LEU
1	E	141	LEU
1	E	146	ASN
1	E	152	VAL
1	E	153	LEU
1	E	157	LYS
1	E	158	THR
1	E	169	LYS
1	E	171	GLN
1	E	173	LYS
1	E	174	MET
1	E	175	ASP
1	E	179	PHE
1	E	186	CYS
1	E	191	THR
1	E	193	LEU
1	E	195	MET
1	E	197	GLN
1	E	199	LEU
1	E	202	GLN
1	E	207	TRP
1	E	210	ARG
1	E	211	SER

Continued on next page...

Continued from previous page...

Mol	Chain	Res	Type
1	E	212	ASP
1	E	217	ILE
1	E	228	LEU
1	E	231	LEU
1	E	232	LEU
1	E	233	LYS
1	E	234	SER
1	E	235	LYS
1	E	238	GLU
1	E	242	LEU
1	E	244	LEU
1	E	246	ASN
1	E	251	LYS
1	E	260	CYS
1	E	263	LEU
1	E	264	LEU
1	E	267	ARG
1	E	269	LYS
1	E	270	GLN
1	E	273	ASP
1	E	275	LEU
1	E	279	THR
1	E	281	THR
1	E	292	LEU
1	E	297	VAL
1	E	304	TYR
1	E	305	LEU
1	E	317	LEU
1	E	318	THR
1	E	320	ASN
1	E	321	PRO
1	E	322	ARG
1	E	333	ASP
1	E	343	HIS
1	E	352	ILE
1	E	353	ILE
1	E	355	SER
1	E	356	SER
1	E	359	VAL
1	E	360	LEU
1	E	361	GLU
1	E	368	MET

Continued on next page...

Continued from previous page...

Mol	Chain	Res	Type
1	E	388	LEU
1	E	404	LYS
1	E	405	LEU
1	E	407	LYS
1	E	409	SER
1	E	413	LYS
1	E	414	GLN
1	E	422	ILE
1	E	426	TYR
1	E	437	TYR
1	E	449	ILE
1	E	470	HIS
1	E	492	LEU
1	E	493	ASP
1	E	494	PHE
1	E	500	LYS
1	E	528	ILE
1	E	536	GLU
1	E	542	ILE
1	E	562	LEU
1	E	564	ILE
1	E	573	ILE
1	F	10	TYR
1	F	12	TYR
1	F	14	ASP
1	F	19	PHE
1	F	20	GLU
1	F	21	ASP
1	F	23	PHE
1	F	26	ASN
1	F	34	ASP
1	F	35	MET
1	F	37	LYS
1	F	38	SER
1	F	39	ILE
1	F	41	SER
1	F	46	ASP
1	F	51	SER
1	F	52	LYS
1	F	60	ARG
1	F	66	LEU
1	F	68	LYS

Continued on next page...

Continued from previous page...

Mol	Chain	Res	Type
1	F	70	GLU
1	F	72	MET
1	F	76	PHE
1	F	79	GLU
1	F	82	ARG
1	F	86	LYS
1	F	87	PHE
1	F	88	LEU
1	F	89	MET
1	F	90	SER
1	F	93	LYS
1	F	96	GLN
1	F	97	ARG
1	F	101	MET
1	F	106	TYR
1	F	110	ARG
1	F	113	LEU
1	F	127	ARG
1	F	129	GLN
1	F	131	TYR
1	F	133	LYS
1	F	134	LEU
1	F	135	ARG
1	F	136	GLN
1	F	139	LEU
1	F	141	LEU
1	F	146	ASN
1	F	152	VAL
1	F	153	LEU
1	F	157	LYS
1	F	158	THR
1	F	169	LYS
1	F	171	GLN
1	F	173	LYS
1	F	174	MET
1	F	175	ASP
1	F	179	PHE
1	F	186	CYS
1	F	191	THR
1	F	193	LEU
1	F	195	MET
1	F	197	GLN

Continued on next page...

Continued from previous page...

Mol	Chain	Res	Type
1	F	199	LEU
1	F	202	GLN
1	F	207	TRP
1	F	210	ARG
1	F	211	SER
1	F	212	ASP
1	F	217	ILE
1	F	228	LEU
1	F	231	LEU
1	F	232	LEU
1	F	233	LYS
1	F	234	SER
1	F	235	LYS
1	F	238	GLU
1	F	242	LEU
1	F	244	LEU
1	F	245	LEU
1	F	246	ASN
1	F	251	LYS
1	F	260	CYS
1	F	263	LEU
1	F	264	LEU
1	F	267	ARG
1	F	269	LYS
1	F	270	GLN
1	F	273	ASP
1	F	275	LEU
1	F	279	THR
1	F	281	THR
1	F	292	LEU
1	F	297	VAL
1	F	304	TYR
1	F	305	LEU
1	F	317	LEU
1	F	318	THR
1	F	320	ASN
1	F	321	PRO
1	F	322	ARG
1	F	333	ASP
1	F	343	HIS
1	F	352	ILE
1	F	353	ILE

Continued on next page...

Continued from previous page...

Mol	Chain	Res	Type
1	F	355	SER
1	F	356	SER
1	F	359	VAL
1	F	360	LEU
1	F	361	GLU
1	F	368	MET
1	F	388	LEU
1	F	404	LYS
1	F	405	LEU
1	F	407	LYS
1	F	409	SER
1	F	413	LYS
1	F	414	GLN
1	F	422	ILE
1	F	426	TYR
1	F	437	TYR
1	F	449	ILE
1	F	470	HIS
1	F	492	LEU
1	F	493	ASP
1	F	494	PHE
1	F	500	LYS
1	F	528	ILE
1	F	536	GLU
1	F	542	ILE
1	F	562	LEU
1	F	564	ILE
1	F	573	ILE
1	G	10	TYR
1	G	12	TYR
1	G	14	ASP
1	G	19	PHE
1	G	20	GLU
1	G	21	ASP
1	G	23	PHE
1	G	26	ASN
1	G	34	ASP
1	G	35	MET
1	G	37	LYS
1	G	38	SER
1	G	39	ILE
1	G	41	SER

Continued on next page...

Continued from previous page...

Mol	Chain	Res	Type
1	G	46	ASP
1	G	51	SER
1	G	52	LYS
1	G	60	ARG
1	G	66	LEU
1	G	68	LYS
1	G	70	GLU
1	G	72	MET
1	G	76	PHE
1	G	79	GLU
1	G	82	ARG
1	G	86	LYS
1	G	87	PHE
1	G	88	LEU
1	G	89	MET
1	G	90	SER
1	G	93	LYS
1	G	96	GLN
1	G	97	ARG
1	G	101	MET
1	G	106	TYR
1	G	110	ARG
1	G	113	LEU
1	G	127	ARG
1	G	129	GLN
1	G	131	TYR
1	G	133	LYS
1	G	134	LEU
1	G	135	ARG
1	G	136	GLN
1	G	139	LEU
1	G	141	LEU
1	G	146	ASN
1	G	152	VAL
1	G	153	LEU
1	G	157	LYS
1	G	158	THR
1	G	169	LYS
1	G	171	GLN
1	G	173	LYS
1	G	174	MET
1	G	175	ASP

Continued on next page...

Continued from previous page...

Mol	Chain	Res	Type
1	G	179	PHE
1	G	186	CYS
1	G	191	THR
1	G	193	LEU
1	G	195	MET
1	G	197	GLN
1	G	199	LEU
1	G	202	GLN
1	G	207	TRP
1	G	210	ARG
1	G	211	SER
1	G	212	ASP
1	G	217	ILE
1	G	228	LEU
1	G	231	LEU
1	G	232	LEU
1	G	233	LYS
1	G	234	SER
1	G	235	LYS
1	G	238	GLU
1	G	242	LEU
1	G	244	LEU
1	G	246	ASN
1	G	251	LYS
1	G	260	CYS
1	G	263	LEU
1	G	264	LEU
1	G	267	ARG
1	G	269	LYS
1	G	270	GLN
1	G	273	ASP
1	G	275	LEU
1	G	279	THR
1	G	281	THR
1	G	292	LEU
1	G	297	VAL
1	G	304	TYR
1	G	305	LEU
1	G	317	LEU
1	G	318	THR
1	G	320	ASN
1	G	321	PRO

Continued on next page...

Continued from previous page...

Mol	Chain	Res	Type
1	G	322	ARG
1	G	333	ASP
1	G	343	HIS
1	G	352	ILE
1	G	353	ILE
1	G	355	SER
1	G	356	SER
1	G	359	VAL
1	G	360	LEU
1	G	361	GLU
1	G	368	MET
1	G	388	LEU
1	G	404	LYS
1	G	405	LEU
1	G	407	LYS
1	G	409	SER
1	G	413	LYS
1	G	414	GLN
1	G	422	ILE
1	G	426	TYR
1	G	437	TYR
1	G	449	ILE
1	G	470	HIS
1	G	492	LEU
1	G	493	ASP
1	G	494	PHE
1	G	500	LYS
1	G	528	ILE
1	G	536	GLU
1	G	542	ILE
1	G	562	LEU
1	G	564	ILE
1	G	573	ILE
1	H	10	TYR
1	H	12	TYR
1	H	14	ASP
1	H	19	PHE
1	H	20	GLU
1	H	21	ASP
1	H	23	PHE
1	H	26	ASN
1	H	34	ASP

Continued on next page...

Continued from previous page...

Mol	Chain	Res	Type
1	H	35	MET
1	H	37	LYS
1	H	38	SER
1	H	39	ILE
1	H	41	SER
1	H	46	ASP
1	H	51	SER
1	H	52	LYS
1	H	60	ARG
1	H	66	LEU
1	H	68	LYS
1	H	70	GLU
1	H	72	MET
1	H	76	PHE
1	H	79	GLU
1	H	82	ARG
1	H	86	LYS
1	H	87	PHE
1	H	88	LEU
1	H	89	MET
1	H	90	SER
1	H	93	LYS
1	H	96	GLN
1	H	97	ARG
1	H	101	MET
1	H	106	TYR
1	H	110	ARG
1	H	113	LEU
1	H	127	ARG
1	H	129	GLN
1	H	131	TYR
1	H	133	LYS
1	H	134	LEU
1	H	135	ARG
1	H	136	GLN
1	H	139	LEU
1	H	141	LEU
1	H	146	ASN
1	H	152	VAL
1	H	153	LEU
1	H	157	LYS
1	H	158	THR

Continued on next page...

Continued from previous page...

Mol	Chain	Res	Type
1	H	169	LYS
1	H	171	GLN
1	H	173	LYS
1	H	174	MET
1	H	175	ASP
1	H	179	PHE
1	H	186	CYS
1	H	191	THR
1	H	193	LEU
1	H	195	MET
1	H	197	GLN
1	H	199	LEU
1	H	202	GLN
1	H	207	TRP
1	H	210	ARG
1	H	211	SER
1	H	212	ASP
1	H	217	ILE
1	H	228	LEU
1	H	231	LEU
1	H	232	LEU
1	H	233	LYS
1	H	234	SER
1	H	235	LYS
1	H	238	GLU
1	H	242	LEU
1	H	244	LEU
1	H	245	LEU
1	H	246	ASN
1	H	251	LYS
1	H	260	CYS
1	H	263	LEU
1	H	264	LEU
1	H	267	ARG
1	H	269	LYS
1	H	270	GLN
1	H	273	ASP
1	H	275	LEU
1	H	279	THR
1	H	281	THR
1	H	292	LEU
1	H	297	VAL

Continued on next page...

Continued from previous page...

Mol	Chain	Res	Type
1	H	304	TYR
1	H	305	LEU
1	H	317	LEU
1	H	318	THR
1	H	320	ASN
1	H	321	PRO
1	H	322	ARG
1	H	333	ASP
1	H	343	HIS
1	H	352	ILE
1	H	353	ILE
1	H	355	SER
1	H	356	SER
1	H	359	VAL
1	H	360	LEU
1	H	361	GLU
1	H	368	MET
1	H	388	LEU
1	H	404	LYS
1	H	405	LEU
1	H	407	LYS
1	H	409	SER
1	H	413	LYS
1	H	414	GLN
1	H	422	ILE
1	H	426	TYR
1	H	437	TYR
1	H	449	ILE
1	H	470	HIS
1	H	492	LEU
1	H	493	ASP
1	H	494	PHE
1	H	500	LYS
1	H	528	ILE
1	H	536	GLU
1	H	542	ILE
1	H	562	LEU
1	H	564	ILE
1	H	573	ILE
1	I	10	TYR
1	I	12	TYR
1	I	14	ASP

Continued on next page...

Continued from previous page...

Mol	Chain	Res	Type
1	I	19	PHE
1	I	20	GLU
1	I	21	ASP
1	I	23	PHE
1	I	26	ASN
1	I	34	ASP
1	I	35	MET
1	I	37	LYS
1	I	38	SER
1	I	39	ILE
1	I	41	SER
1	I	46	ASP
1	I	51	SER
1	I	52	LYS
1	I	60	ARG
1	I	66	LEU
1	I	68	LYS
1	I	70	GLU
1	I	72	MET
1	I	76	PHE
1	I	79	GLU
1	I	82	ARG
1	I	86	LYS
1	I	87	PHE
1	I	88	LEU
1	I	89	MET
1	I	90	SER
1	I	93	LYS
1	I	96	GLN
1	I	97	ARG
1	I	101	MET
1	I	106	TYR
1	I	110	ARG
1	I	113	LEU
1	I	127	ARG
1	I	129	GLN
1	I	131	TYR
1	I	133	LYS
1	I	134	LEU
1	I	135	ARG
1	I	136	GLN
1	I	139	LEU

Continued on next page...

Continued from previous page...

Mol	Chain	Res	Type
1	I	141	LEU
1	I	146	ASN
1	I	152	VAL
1	I	153	LEU
1	I	157	LYS
1	I	158	THR
1	I	169	LYS
1	I	171	GLN
1	I	173	LYS
1	I	174	MET
1	I	175	ASP
1	I	179	PHE
1	I	186	CYS
1	I	191	THR
1	I	193	LEU
1	I	195	MET
1	I	197	GLN
1	I	199	LEU
1	I	202	GLN
1	I	207	TRP
1	I	210	ARG
1	I	211	SER
1	I	212	ASP
1	I	217	ILE
1	I	228	LEU
1	I	231	LEU
1	I	232	LEU
1	I	233	LYS
1	I	234	SER
1	I	235	LYS
1	I	238	GLU
1	I	242	LEU
1	I	244	LEU
1	I	246	ASN
1	I	251	LYS
1	I	260	CYS
1	I	263	LEU
1	I	264	LEU
1	I	267	ARG
1	I	269	LYS
1	I	270	GLN
1	I	273	ASP

Continued on next page...

Continued from previous page...

Mol	Chain	Res	Type
1	I	275	LEU
1	I	279	THR
1	I	281	THR
1	I	292	LEU
1	I	297	VAL
1	I	304	TYR
1	I	305	LEU
1	I	317	LEU
1	I	318	THR
1	I	320	ASN
1	I	321	PRO
1	I	322	ARG
1	I	333	ASP
1	I	343	HIS
1	I	352	ILE
1	I	353	ILE
1	I	355	SER
1	I	356	SER
1	I	359	VAL
1	I	360	LEU
1	I	361	GLU
1	I	368	MET
1	I	388	LEU
1	I	404	LYS
1	I	405	LEU
1	I	407	LYS
1	I	409	SER
1	I	413	LYS
1	I	414	GLN
1	I	422	ILE
1	I	426	TYR
1	I	437	TYR
1	I	449	ILE
1	I	470	HIS
1	I	492	LEU
1	I	493	ASP
1	I	494	PHE
1	I	500	LYS
1	I	528	ILE
1	I	536	GLU
1	I	542	ILE
1	I	562	LEU

Continued on next page...

Continued from previous page...

Mol	Chain	Res	Type
1	I	564	ILE
1	I	573	ILE
1	J	10	TYR
1	J	12	TYR
1	J	14	ASP
1	J	19	PHE
1	J	20	GLU
1	J	21	ASP
1	J	23	PHE
1	J	26	ASN
1	J	34	ASP
1	J	35	MET
1	J	37	LYS
1	J	38	SER
1	J	39	ILE
1	J	41	SER
1	J	46	ASP
1	J	51	SER
1	J	52	LYS
1	J	60	ARG
1	J	66	LEU
1	J	68	LYS
1	J	70	GLU
1	J	72	MET
1	J	76	PHE
1	J	79	GLU
1	J	82	ARG
1	J	86	LYS
1	J	87	PHE
1	J	88	LEU
1	J	89	MET
1	J	90	SER
1	J	93	LYS
1	J	96	GLN
1	J	97	ARG
1	J	101	MET
1	J	106	TYR
1	J	110	ARG
1	J	113	LEU
1	J	127	ARG
1	J	129	GLN
1	J	131	TYR

Continued on next page...

Continued from previous page...

Mol	Chain	Res	Type
1	J	133	LYS
1	J	134	LEU
1	J	135	ARG
1	J	136	GLN
1	J	139	LEU
1	J	141	LEU
1	J	146	ASN
1	J	152	VAL
1	J	153	LEU
1	J	157	LYS
1	J	158	THR
1	J	169	LYS
1	J	171	GLN
1	J	173	LYS
1	J	174	MET
1	J	175	ASP
1	J	179	PHE
1	J	186	CYS
1	J	191	THR
1	J	193	LEU
1	J	195	MET
1	J	197	GLN
1	J	199	LEU
1	J	202	GLN
1	J	207	TRP
1	J	210	ARG
1	J	211	SER
1	J	212	ASP
1	J	217	ILE
1	J	228	LEU
1	J	231	LEU
1	J	232	LEU
1	J	233	LYS
1	J	234	SER
1	J	235	LYS
1	J	238	GLU
1	J	242	LEU
1	J	244	LEU
1	J	245	LEU
1	J	246	ASN
1	J	251	LYS
1	J	260	CYS

Continued on next page...

Continued from previous page...

Mol	Chain	Res	Type
1	J	263	LEU
1	J	264	LEU
1	J	267	ARG
1	J	269	LYS
1	J	270	GLN
1	J	273	ASP
1	J	275	LEU
1	J	279	THR
1	J	281	THR
1	J	292	LEU
1	J	297	VAL
1	J	304	TYR
1	J	305	LEU
1	J	317	LEU
1	J	318	THR
1	J	320	ASN
1	J	321	PRO
1	J	322	ARG
1	J	333	ASP
1	J	343	HIS
1	J	352	ILE
1	J	353	ILE
1	J	355	SER
1	J	356	SER
1	J	359	VAL
1	J	360	LEU
1	J	361	GLU
1	J	368	MET
1	J	388	LEU
1	J	404	LYS
1	J	405	LEU
1	J	407	LYS
1	J	409	SER
1	J	413	LYS
1	J	414	GLN
1	J	422	ILE
1	J	426	TYR
1	J	437	TYR
1	J	449	ILE
1	J	470	HIS
1	J	492	LEU
1	J	493	ASP

Continued on next page...

Continued from previous page...

Mol	Chain	Res	Type
1	J	494	PHE
1	J	500	LYS
1	J	528	ILE
1	J	536	GLU
1	J	542	ILE
1	J	562	LEU
1	J	564	ILE
1	J	573	ILE
1	K	10	TYR
1	K	12	TYR
1	K	14	ASP
1	K	19	PHE
1	K	20	GLU
1	K	21	ASP
1	K	23	PHE
1	K	26	ASN
1	K	34	ASP
1	K	35	MET
1	K	37	LYS
1	K	38	SER
1	K	39	ILE
1	K	41	SER
1	K	46	ASP
1	K	51	SER
1	K	52	LYS
1	K	60	ARG
1	K	66	LEU
1	K	68	LYS
1	K	70	GLU
1	K	72	MET
1	K	76	PHE
1	K	79	GLU
1	K	82	ARG
1	K	86	LYS
1	K	87	PHE
1	K	88	LEU
1	K	89	MET
1	K	90	SER
1	K	93	LYS
1	K	96	GLN
1	K	97	ARG
1	K	101	MET

Continued on next page...

Continued from previous page...

Mol	Chain	Res	Type
1	K	106	TYR
1	K	110	ARG
1	K	113	LEU
1	K	127	ARG
1	K	129	GLN
1	K	131	TYR
1	K	133	LYS
1	K	134	LEU
1	K	135	ARG
1	K	136	GLN
1	K	139	LEU
1	K	141	LEU
1	K	146	ASN
1	K	152	VAL
1	K	153	LEU
1	K	157	LYS
1	K	158	THR
1	K	169	LYS
1	K	171	GLN
1	K	173	LYS
1	K	174	MET
1	K	175	ASP
1	K	179	PHE
1	K	186	CYS
1	K	191	THR
1	K	193	LEU
1	K	195	MET
1	K	197	GLN
1	K	199	LEU
1	K	202	GLN
1	K	207	TRP
1	K	210	ARG
1	K	211	SER
1	K	212	ASP
1	K	217	ILE
1	K	228	LEU
1	K	231	LEU
1	K	232	LEU
1	K	233	LYS
1	K	234	SER
1	K	235	LYS
1	K	238	GLU

Continued on next page...

Continued from previous page...

Mol	Chain	Res	Type
1	K	242	LEU
1	K	244	LEU
1	K	246	ASN
1	K	251	LYS
1	K	260	CYS
1	K	263	LEU
1	K	264	LEU
1	K	267	ARG
1	K	269	LYS
1	K	270	GLN
1	K	273	ASP
1	K	275	LEU
1	K	279	THR
1	K	281	THR
1	K	292	LEU
1	K	297	VAL
1	K	304	TYR
1	K	305	LEU
1	K	317	LEU
1	K	318	THR
1	K	320	ASN
1	K	321	PRO
1	K	322	ARG
1	K	333	ASP
1	K	343	HIS
1	K	352	ILE
1	K	353	ILE
1	K	355	SER
1	K	356	SER
1	K	359	VAL
1	K	360	LEU
1	K	361	GLU
1	K	368	MET
1	K	388	LEU
1	K	404	LYS
1	K	405	LEU
1	K	407	LYS
1	K	409	SER
1	K	413	LYS
1	K	414	GLN
1	K	422	ILE
1	K	426	TYR

Continued on next page...

Continued from previous page...

Mol	Chain	Res	Type
1	K	437	TYR
1	K	449	ILE
1	K	470	HIS
1	K	492	LEU
1	K	493	ASP
1	K	494	PHE
1	K	500	LYS
1	K	528	ILE
1	K	536	GLU
1	K	542	ILE
1	K	562	LEU
1	K	564	ILE
1	K	573	ILE
1	L	10	TYR
1	L	12	TYR
1	L	14	ASP
1	L	19	PHE
1	L	20	GLU
1	L	21	ASP
1	L	23	PHE
1	L	26	ASN
1	L	34	ASP
1	L	35	MET
1	L	37	LYS
1	L	38	SER
1	L	39	ILE
1	L	41	SER
1	L	46	ASP
1	L	51	SER
1	L	52	LYS
1	L	60	ARG
1	L	66	LEU
1	L	68	LYS
1	L	70	GLU
1	L	72	MET
1	L	76	PHE
1	L	79	GLU
1	L	82	ARG
1	L	86	LYS
1	L	87	PHE
1	L	88	LEU
1	L	89	MET

Continued on next page...

Continued from previous page...

Mol	Chain	Res	Type
1	L	90	SER
1	L	93	LYS
1	L	96	GLN
1	L	97	ARG
1	L	101	MET
1	L	106	TYR
1	L	110	ARG
1	L	113	LEU
1	L	127	ARG
1	L	129	GLN
1	L	131	TYR
1	L	133	LYS
1	L	134	LEU
1	L	135	ARG
1	L	136	GLN
1	L	139	LEU
1	L	141	LEU
1	L	146	ASN
1	L	152	VAL
1	L	153	LEU
1	L	157	LYS
1	L	158	THR
1	L	169	LYS
1	L	171	GLN
1	L	173	LYS
1	L	174	MET
1	L	175	ASP
1	L	179	PHE
1	L	186	CYS
1	L	191	THR
1	L	193	LEU
1	L	195	MET
1	L	197	GLN
1	L	199	LEU
1	L	202	GLN
1	L	207	TRP
1	L	210	ARG
1	L	211	SER
1	L	212	ASP
1	L	217	ILE
1	L	228	LEU
1	L	231	LEU

Continued on next page...

Continued from previous page...

Mol	Chain	Res	Type
1	L	232	LEU
1	L	233	LYS
1	L	234	SER
1	L	235	LYS
1	L	238	GLU
1	L	242	LEU
1	L	244	LEU
1	L	245	LEU
1	L	246	ASN
1	L	251	LYS
1	L	260	CYS
1	L	263	LEU
1	L	264	LEU
1	L	267	ARG
1	L	269	LYS
1	L	270	GLN
1	L	273	ASP
1	L	275	LEU
1	L	279	THR
1	L	281	THR
1	L	292	LEU
1	L	297	VAL
1	L	304	TYR
1	L	305	LEU
1	L	317	LEU
1	L	318	THR
1	L	320	ASN
1	L	321	PRO
1	L	322	ARG
1	L	333	ASP
1	L	343	HIS
1	L	352	ILE
1	L	353	ILE
1	L	355	SER
1	L	356	SER
1	L	359	VAL
1	L	360	LEU
1	L	361	GLU
1	L	368	MET
1	L	388	LEU
1	L	404	LYS
1	L	405	LEU

Continued on next page...

Continued from previous page...

Mol	Chain	Res	Type
1	L	407	LYS
1	L	409	SER
1	L	413	LYS
1	L	414	GLN
1	L	422	ILE
1	L	426	TYR
1	L	437	TYR
1	L	449	ILE
1	L	470	HIS
1	L	492	LEU
1	L	493	ASP
1	L	494	PHE
1	L	500	LYS
1	L	528	ILE
1	L	536	GLU
1	L	542	ILE
1	L	562	LEU
1	L	564	ILE
1	L	573	ILE
1	M	10	TYR
1	M	12	TYR
1	M	14	ASP
1	M	19	PHE
1	M	20	GLU
1	M	21	ASP
1	M	23	PHE
1	M	26	ASN
1	M	34	ASP
1	M	35	MET
1	M	37	LYS
1	M	38	SER
1	M	39	ILE
1	M	41	SER
1	M	46	ASP
1	M	51	SER
1	M	52	LYS
1	M	60	ARG
1	M	66	LEU
1	M	68	LYS
1	M	70	GLU
1	M	72	MET
1	M	76	PHE

Continued on next page...

Continued from previous page...

Mol	Chain	Res	Type
1	M	79	GLU
1	M	82	ARG
1	M	86	LYS
1	M	87	PHE
1	M	88	LEU
1	M	89	MET
1	M	90	SER
1	M	93	LYS
1	M	96	GLN
1	M	97	ARG
1	M	101	MET
1	M	106	TYR
1	M	110	ARG
1	M	113	LEU
1	M	127	ARG
1	M	129	GLN
1	M	131	TYR
1	M	133	LYS
1	M	134	LEU
1	M	135	ARG
1	M	136	GLN
1	M	139	LEU
1	M	141	LEU
1	M	146	ASN
1	M	152	VAL
1	M	153	LEU
1	M	157	LYS
1	M	158	THR
1	M	169	LYS
1	M	171	GLN
1	M	173	LYS
1	M	174	MET
1	M	175	ASP
1	M	179	PHE
1	M	186	CYS
1	M	191	THR
1	M	193	LEU
1	M	195	MET
1	M	197	GLN
1	M	199	LEU
1	M	202	GLN
1	M	207	TRP

Continued on next page...

Continued from previous page...

Mol	Chain	Res	Type
1	M	210	ARG
1	M	211	SER
1	M	212	ASP
1	M	217	ILE
1	M	228	LEU
1	M	231	LEU
1	M	232	LEU
1	M	233	LYS
1	M	234	SER
1	M	235	LYS
1	M	238	GLU
1	M	242	LEU
1	M	244	LEU
1	M	246	ASN
1	M	251	LYS
1	M	260	CYS
1	M	263	LEU
1	M	264	LEU
1	M	267	ARG
1	M	269	LYS
1	M	270	GLN
1	M	273	ASP
1	M	275	LEU
1	M	279	THR
1	M	281	THR
1	M	292	LEU
1	M	297	VAL
1	M	304	TYR
1	M	305	LEU
1	M	317	LEU
1	M	318	THR
1	M	320	ASN
1	M	321	PRO
1	M	322	ARG
1	M	333	ASP
1	M	343	HIS
1	M	352	ILE
1	M	353	ILE
1	M	355	SER
1	M	356	SER
1	M	359	VAL
1	M	360	LEU

Continued on next page...

Continued from previous page...

Mol	Chain	Res	Type
1	M	361	GLU
1	M	368	MET
1	M	388	LEU
1	M	404	LYS
1	M	405	LEU
1	M	407	LYS
1	M	409	SER
1	M	413	LYS
1	M	414	GLN
1	M	422	ILE
1	M	426	TYR
1	M	437	TYR
1	M	449	ILE
1	M	470	HIS
1	M	492	LEU
1	M	493	ASP
1	M	494	PHE
1	M	500	LYS
1	M	528	ILE
1	M	536	GLU
1	M	542	ILE
1	M	562	LEU
1	M	564	ILE
1	M	573	ILE
1	N	10	TYR
1	N	12	TYR
1	N	14	ASP
1	N	19	PHE
1	N	20	GLU
1	N	21	ASP
1	N	23	PHE
1	N	26	ASN
1	N	34	ASP
1	N	35	MET
1	N	37	LYS
1	N	38	SER
1	N	39	ILE
1	N	41	SER
1	N	46	ASP
1	N	51	SER
1	N	52	LYS
1	N	60	ARG

Continued on next page...

Continued from previous page...

Mol	Chain	Res	Type
1	N	66	LEU
1	N	68	LYS
1	N	70	GLU
1	N	72	MET
1	N	76	PHE
1	N	79	GLU
1	N	82	ARG
1	N	86	LYS
1	N	87	PHE
1	N	88	LEU
1	N	89	MET
1	N	90	SER
1	N	93	LYS
1	N	96	GLN
1	N	97	ARG
1	N	101	MET
1	N	106	TYR
1	N	110	ARG
1	N	113	LEU
1	N	127	ARG
1	N	129	GLN
1	N	131	TYR
1	N	133	LYS
1	N	134	LEU
1	N	135	ARG
1	N	136	GLN
1	N	139	LEU
1	N	141	LEU
1	N	146	ASN
1	N	152	VAL
1	N	153	LEU
1	N	157	LYS
1	N	158	THR
1	N	169	LYS
1	N	171	GLN
1	N	173	LYS
1	N	174	MET
1	N	175	ASP
1	N	179	PHE
1	N	186	CYS
1	N	191	THR
1	N	193	LEU

Continued on next page...

Continued from previous page...

Mol	Chain	Res	Type
1	N	195	MET
1	N	197	GLN
1	N	199	LEU
1	N	202	GLN
1	N	207	TRP
1	N	210	ARG
1	N	211	SER
1	N	212	ASP
1	N	217	ILE
1	N	228	LEU
1	N	231	LEU
1	N	232	LEU
1	N	233	LYS
1	N	234	SER
1	N	235	LYS
1	N	238	GLU
1	N	242	LEU
1	N	244	LEU
1	N	245	LEU
1	N	246	ASN
1	N	251	LYS
1	N	260	CYS
1	N	263	LEU
1	N	264	LEU
1	N	267	ARG
1	N	269	LYS
1	N	270	GLN
1	N	273	ASP
1	N	275	LEU
1	N	279	THR
1	N	281	THR
1	N	292	LEU
1	N	297	VAL
1	N	304	TYR
1	N	305	LEU
1	N	317	LEU
1	N	318	THR
1	N	320	ASN
1	N	321	PRO
1	N	322	ARG
1	N	333	ASP
1	N	343	HIS

Continued on next page...

Continued from previous page...

Mol	Chain	Res	Type
1	N	352	ILE
1	N	353	ILE
1	N	355	SER
1	N	356	SER
1	N	359	VAL
1	N	360	LEU
1	N	361	GLU
1	N	368	MET
1	N	388	LEU
1	N	404	LYS
1	N	405	LEU
1	N	407	LYS
1	N	409	SER
1	N	413	LYS
1	N	414	GLN
1	N	422	ILE
1	N	426	TYR
1	N	437	TYR
1	N	449	ILE
1	N	470	HIS
1	N	492	LEU
1	N	493	ASP
1	N	494	PHE
1	N	500	LYS
1	N	528	ILE
1	N	536	GLU
1	N	542	ILE
1	N	562	LEU
1	N	564	ILE
1	N	573	ILE
1	O	10	TYR
1	O	12	TYR
1	O	14	ASP
1	O	19	PHE
1	O	20	GLU
1	O	21	ASP
1	O	23	PHE
1	O	26	ASN
1	O	34	ASP
1	O	35	MET
1	O	37	LYS
1	O	38	SER

Continued on next page...

Continued from previous page...

Mol	Chain	Res	Type
1	O	39	ILE
1	O	41	SER
1	O	46	ASP
1	O	51	SER
1	O	52	LYS
1	O	60	ARG
1	O	66	LEU
1	O	68	LYS
1	O	70	GLU
1	O	72	MET
1	O	76	PHE
1	O	79	GLU
1	O	82	ARG
1	O	86	LYS
1	O	87	PHE
1	O	88	LEU
1	O	89	MET
1	O	90	SER
1	O	93	LYS
1	O	96	GLN
1	O	97	ARG
1	O	101	MET
1	O	106	TYR
1	O	110	ARG
1	O	113	LEU
1	O	127	ARG
1	O	129	GLN
1	O	131	TYR
1	O	133	LYS
1	O	134	LEU
1	O	135	ARG
1	O	136	GLN
1	O	139	LEU
1	O	141	LEU
1	O	146	ASN
1	O	152	VAL
1	O	153	LEU
1	O	157	LYS
1	O	158	THR
1	O	169	LYS
1	O	171	GLN
1	O	173	LYS

Continued on next page...

Continued from previous page...

Mol	Chain	Res	Type
1	O	174	MET
1	O	175	ASP
1	O	179	PHE
1	O	186	CYS
1	O	191	THR
1	O	193	LEU
1	O	195	MET
1	O	197	GLN
1	O	199	LEU
1	O	202	GLN
1	O	207	TRP
1	O	210	ARG
1	O	211	SER
1	O	212	ASP
1	O	217	ILE
1	O	228	LEU
1	O	231	LEU
1	O	232	LEU
1	O	233	LYS
1	O	234	SER
1	O	235	LYS
1	O	238	GLU
1	O	242	LEU
1	O	244	LEU
1	O	246	ASN
1	O	251	LYS
1	O	260	CYS
1	O	263	LEU
1	O	264	LEU
1	O	267	ARG
1	O	269	LYS
1	O	270	GLN
1	O	273	ASP
1	O	275	LEU
1	O	279	THR
1	O	281	THR
1	O	292	LEU
1	O	297	VAL
1	O	304	TYR
1	O	305	LEU
1	O	317	LEU
1	O	318	THR

Continued on next page...

Continued from previous page...

Mol	Chain	Res	Type
1	O	320	ASN
1	O	321	PRO
1	O	322	ARG
1	O	333	ASP
1	O	343	HIS
1	O	352	ILE
1	O	353	ILE
1	O	355	SER
1	O	356	SER
1	O	359	VAL
1	O	360	LEU
1	O	361	GLU
1	O	368	MET
1	O	388	LEU
1	O	404	LYS
1	O	405	LEU
1	O	407	LYS
1	O	409	SER
1	O	413	LYS
1	O	414	GLN
1	O	422	ILE
1	O	426	TYR
1	O	437	TYR
1	O	449	ILE
1	O	470	HIS
1	O	492	LEU
1	O	493	ASP
1	O	494	PHE
1	O	500	LYS
1	O	528	ILE
1	O	536	GLU
1	O	542	ILE
1	O	562	LEU
1	O	564	ILE
1	O	573	ILE
1	P	10	TYR
1	P	12	TYR
1	P	14	ASP
1	P	19	PHE
1	P	20	GLU
1	P	21	ASP
1	P	23	PHE

Continued on next page...

Continued from previous page...

Mol	Chain	Res	Type
1	P	26	ASN
1	P	34	ASP
1	P	35	MET
1	P	37	LYS
1	P	38	SER
1	P	39	ILE
1	P	41	SER
1	P	46	ASP
1	P	51	SER
1	P	52	LYS
1	P	60	ARG
1	P	66	LEU
1	P	68	LYS
1	P	70	GLU
1	P	72	MET
1	P	76	PHE
1	P	79	GLU
1	P	82	ARG
1	P	86	LYS
1	P	87	PHE
1	P	88	LEU
1	P	89	MET
1	P	90	SER
1	P	93	LYS
1	P	96	GLN
1	P	97	ARG
1	P	101	MET
1	P	106	TYR
1	P	110	ARG
1	P	113	LEU
1	P	127	ARG
1	P	129	GLN
1	P	131	TYR
1	P	133	LYS
1	P	134	LEU
1	P	135	ARG
1	P	136	GLN
1	P	139	LEU
1	P	141	LEU
1	P	146	ASN
1	P	152	VAL
1	P	153	LEU

Continued on next page...

Continued from previous page...

Mol	Chain	Res	Type
1	P	157	LYS
1	P	158	THR
1	P	169	LYS
1	P	171	GLN
1	P	173	LYS
1	P	174	MET
1	P	175	ASP
1	P	179	PHE
1	P	186	CYS
1	P	191	THR
1	P	193	LEU
1	P	195	MET
1	P	197	GLN
1	P	199	LEU
1	P	202	GLN
1	P	207	TRP
1	P	210	ARG
1	P	211	SER
1	P	212	ASP
1	P	217	ILE
1	P	228	LEU
1	P	231	LEU
1	P	232	LEU
1	P	233	LYS
1	P	234	SER
1	P	235	LYS
1	P	238	GLU
1	P	242	LEU
1	P	244	LEU
1	P	245	LEU
1	P	246	ASN
1	P	251	LYS
1	P	260	CYS
1	P	263	LEU
1	P	264	LEU
1	P	267	ARG
1	P	269	LYS
1	P	270	GLN
1	P	273	ASP
1	P	275	LEU
1	P	279	THR
1	P	281	THR

Continued on next page...

Continued from previous page...

Mol	Chain	Res	Type
1	P	292	LEU
1	P	297	VAL
1	P	304	TYR
1	P	305	LEU
1	P	317	LEU
1	P	318	THR
1	P	320	ASN
1	P	321	PRO
1	P	322	ARG
1	P	333	ASP
1	P	343	HIS
1	P	352	ILE
1	P	353	ILE
1	P	355	SER
1	P	356	SER
1	P	359	VAL
1	P	360	LEU
1	P	361	GLU
1	P	368	MET
1	P	388	LEU
1	P	404	LYS
1	P	405	LEU
1	P	407	LYS
1	P	409	SER
1	P	413	LYS
1	P	414	GLN
1	P	422	ILE
1	P	426	TYR
1	P	437	TYR
1	P	449	ILE
1	P	470	HIS
1	P	492	LEU
1	P	493	ASP
1	P	494	PHE
1	P	500	LYS
1	P	528	ILE
1	P	536	GLU
1	P	542	ILE
1	P	562	LEU
1	P	564	ILE
1	P	573	ILE
1	Q	10	TYR

Continued on next page...

Continued from previous page...

Mol	Chain	Res	Type
1	Q	12	TYR
1	Q	14	ASP
1	Q	19	PHE
1	Q	20	GLU
1	Q	21	ASP
1	Q	23	PHE
1	Q	26	ASN
1	Q	34	ASP
1	Q	35	MET
1	Q	37	LYS
1	Q	38	SER
1	Q	39	ILE
1	Q	41	SER
1	Q	46	ASP
1	Q	51	SER
1	Q	52	LYS
1	Q	60	ARG
1	Q	66	LEU
1	Q	68	LYS
1	Q	70	GLU
1	Q	72	MET
1	Q	76	PHE
1	Q	79	GLU
1	Q	82	ARG
1	Q	86	LYS
1	Q	87	PHE
1	Q	88	LEU
1	Q	89	MET
1	Q	90	SER
1	Q	93	LYS
1	Q	96	GLN
1	Q	97	ARG
1	Q	101	MET
1	Q	106	TYR
1	Q	110	ARG
1	Q	113	LEU
1	Q	127	ARG
1	Q	129	GLN
1	Q	131	TYR
1	Q	133	LYS
1	Q	134	LEU
1	Q	135	ARG

Continued on next page...

Continued from previous page...

Mol	Chain	Res	Type
1	Q	136	GLN
1	Q	139	LEU
1	Q	141	LEU
1	Q	146	ASN
1	Q	152	VAL
1	Q	153	LEU
1	Q	157	LYS
1	Q	158	THR
1	Q	169	LYS
1	Q	171	GLN
1	Q	173	LYS
1	Q	174	MET
1	Q	175	ASP
1	Q	179	PHE
1	Q	186	CYS
1	Q	191	THR
1	Q	193	LEU
1	Q	195	MET
1	Q	197	GLN
1	Q	199	LEU
1	Q	202	GLN
1	Q	207	TRP
1	Q	210	ARG
1	Q	211	SER
1	Q	212	ASP
1	Q	217	ILE
1	Q	228	LEU
1	Q	231	LEU
1	Q	232	LEU
1	Q	233	LYS
1	Q	234	SER
1	Q	235	LYS
1	Q	238	GLU
1	Q	242	LEU
1	Q	244	LEU
1	Q	246	ASN
1	Q	251	LYS
1	Q	260	CYS
1	Q	263	LEU
1	Q	264	LEU
1	Q	267	ARG
1	Q	269	LYS

Continued on next page...

Continued from previous page...

Mol	Chain	Res	Type
1	Q	270	GLN
1	Q	273	ASP
1	Q	275	LEU
1	Q	279	THR
1	Q	281	THR
1	Q	292	LEU
1	Q	297	VAL
1	Q	304	TYR
1	Q	305	LEU
1	Q	317	LEU
1	Q	318	THR
1	Q	320	ASN
1	Q	321	PRO
1	Q	322	ARG
1	Q	333	ASP
1	Q	343	HIS
1	Q	352	ILE
1	Q	353	ILE
1	Q	355	SER
1	Q	356	SER
1	Q	359	VAL
1	Q	360	LEU
1	Q	361	GLU
1	Q	368	MET
1	Q	388	LEU
1	Q	404	LYS
1	Q	405	LEU
1	Q	407	LYS
1	Q	409	SER
1	Q	413	LYS
1	Q	414	GLN
1	Q	422	ILE
1	Q	426	TYR
1	Q	437	TYR
1	Q	449	ILE
1	Q	470	HIS
1	Q	492	LEU
1	Q	493	ASP
1	Q	494	PHE
1	Q	500	LYS
1	Q	528	ILE
1	Q	536	GLU

Continued on next page...

Continued from previous page...

Mol	Chain	Res	Type
1	Q	542	ILE
1	Q	562	LEU
1	Q	564	ILE
1	Q	573	ILE

Some sidechains can be flipped to improve hydrogen bonding and reduce clashes. All (190) such sidechains are listed below:

Mol	Chain	Res	Type
1	A	26	ASN
1	A	47	HIS
1	A	117	ASN
1	A	124	ASN
1	A	129	GLN
1	A	146	ASN
1	A	171	GLN
1	A	282	HIS
1	A	287	HIS
1	A	288	HIS
1	A	406	HIS
1	C	26	ASN
1	C	47	HIS
1	C	117	ASN
1	C	124	ASN
1	C	129	GLN
1	C	146	ASN
1	C	171	GLN
1	C	282	HIS
1	C	287	HIS
1	C	288	HIS
1	C	403	ASN
1	C	406	HIS
1	D	26	ASN
1	D	47	HIS
1	D	117	ASN
1	D	124	ASN
1	D	129	GLN
1	D	146	ASN
1	D	171	GLN
1	D	282	HIS
1	D	287	HIS
1	D	288	HIS
1	D	403	ASN

Continued on next page...

Continued from previous page...

Mol	Chain	Res	Type
1	D	406	HIS
1	E	26	ASN
1	E	47	HIS
1	E	117	ASN
1	E	124	ASN
1	E	129	GLN
1	E	146	ASN
1	E	171	GLN
1	E	282	HIS
1	E	287	HIS
1	E	288	HIS
1	E	403	ASN
1	E	406	HIS
1	F	26	ASN
1	F	47	HIS
1	F	117	ASN
1	F	124	ASN
1	F	129	GLN
1	F	146	ASN
1	F	171	GLN
1	F	282	HIS
1	F	287	HIS
1	F	288	HIS
1	F	403	ASN
1	F	406	HIS
1	G	26	ASN
1	G	47	HIS
1	G	117	ASN
1	G	124	ASN
1	G	129	GLN
1	G	146	ASN
1	G	171	GLN
1	G	282	HIS
1	G	287	HIS
1	G	288	HIS
1	G	403	ASN
1	G	406	HIS
1	H	26	ASN
1	H	47	HIS
1	H	117	ASN
1	H	124	ASN
1	H	129	GLN

Continued on next page...

Continued from previous page...

Mol	Chain	Res	Type
1	H	146	ASN
1	H	171	GLN
1	H	282	HIS
1	H	287	HIS
1	H	288	HIS
1	H	403	ASN
1	H	406	HIS
1	I	26	ASN
1	I	47	HIS
1	I	117	ASN
1	I	124	ASN
1	I	129	GLN
1	I	146	ASN
1	I	171	GLN
1	I	282	HIS
1	I	287	HIS
1	I	288	HIS
1	I	403	ASN
1	I	406	HIS
1	J	26	ASN
1	J	47	HIS
1	J	117	ASN
1	J	124	ASN
1	J	129	GLN
1	J	146	ASN
1	J	171	GLN
1	J	282	HIS
1	J	287	HIS
1	J	288	HIS
1	J	403	ASN
1	J	406	HIS
1	K	26	ASN
1	K	47	HIS
1	K	117	ASN
1	K	124	ASN
1	K	129	GLN
1	K	146	ASN
1	K	171	GLN
1	K	282	HIS
1	K	287	HIS
1	K	288	HIS
1	K	403	ASN

Continued on next page...

Continued from previous page...

Mol	Chain	Res	Type
1	K	406	HIS
1	L	26	ASN
1	L	47	HIS
1	L	117	ASN
1	L	124	ASN
1	L	129	GLN
1	L	146	ASN
1	L	171	GLN
1	L	282	HIS
1	L	287	HIS
1	L	288	HIS
1	L	403	ASN
1	L	406	HIS
1	M	26	ASN
1	M	47	HIS
1	M	117	ASN
1	M	124	ASN
1	M	129	GLN
1	M	146	ASN
1	M	171	GLN
1	M	282	HIS
1	M	287	HIS
1	M	288	HIS
1	M	403	ASN
1	M	406	HIS
1	N	26	ASN
1	N	47	HIS
1	N	117	ASN
1	N	124	ASN
1	N	129	GLN
1	N	146	ASN
1	N	171	GLN
1	N	282	HIS
1	N	287	HIS
1	N	288	HIS
1	N	406	HIS
1	O	26	ASN
1	O	47	HIS
1	O	117	ASN
1	O	124	ASN
1	O	129	GLN
1	O	146	ASN

Continued on next page...

Continued from previous page...

Mol	Chain	Res	Type
1	O	171	GLN
1	O	282	HIS
1	O	287	HIS
1	O	288	HIS
1	O	403	ASN
1	O	406	HIS
1	P	26	ASN
1	P	47	HIS
1	P	117	ASN
1	P	124	ASN
1	P	129	GLN
1	P	146	ASN
1	P	171	GLN
1	P	282	HIS
1	P	287	HIS
1	P	288	HIS
1	P	403	ASN
1	P	406	HIS
1	Q	26	ASN
1	Q	47	HIS
1	Q	117	ASN
1	Q	124	ASN
1	Q	129	GLN
1	Q	146	ASN
1	Q	171	GLN
1	Q	282	HIS
1	Q	287	HIS
1	Q	288	HIS
1	Q	403	ASN
1	Q	406	HIS

5.3.3 RNA ⓘ

There are no RNA molecules in this entry.

5.4 Non-standard residues in protein, DNA, RNA chains ⓘ

There are no non-standard protein/DNA/RNA residues in this entry.

5.5 Carbohydrates ⓘ

There are no carbohydrates in this entry.

5.6 Ligand geometry ⓘ

15 ligands are modelled in this entry.

In the following table, the Counts columns list the number of bonds (or angles) for which Mogul statistics could be retrieved, the number of bonds (or angles) that are observed in the model and the number of bonds (or angles) that are defined in the chemical component dictionary. The Link column lists molecule types, if any, to which the group is linked. The Z score for a bond length (or angle) is the number of standard deviations the observed value is removed from the expected value. A bond length (or angle) with $|Z| > 2$ is considered an outlier worth inspection. RMSZ is the root-mean-square of all Z scores of the bond lengths (or angles).

Mol	Type	Chain	Res	Link	Bond lengths			Bond angles		
					Counts	RMSZ	# Z > 2	Counts	RMSZ	# Z > 2
2	DTP	C	1301	-	25,32,32	0.92	1 (4%)	26,50,50	1.68	1 (3%)
2	DTP	D	1301	-	25,32,32	0.92	1 (4%)	26,50,50	1.68	1 (3%)
2	DTP	E	1301	-	25,32,32	0.92	1 (4%)	26,50,50	1.68	1 (3%)
2	DTP	F	1301	-	25,32,32	0.92	1 (4%)	26,50,50	1.68	1 (3%)
2	DTP	G	1301	-	25,32,32	0.92	1 (4%)	26,50,50	1.68	1 (3%)
2	DTP	H	1301	-	25,32,32	0.92	1 (4%)	26,50,50	1.68	1 (3%)
2	DTP	I	1301	-	25,32,32	0.92	1 (4%)	26,50,50	1.68	1 (3%)
2	DTP	J	1301	-	25,32,32	0.92	1 (4%)	26,50,50	1.68	1 (3%)
2	DTP	K	1301	-	25,32,32	0.92	1 (4%)	26,50,50	1.68	1 (3%)
2	DTP	L	1301	-	25,32,32	0.92	1 (4%)	26,50,50	1.68	1 (3%)
2	DTP	M	1301	-	25,32,32	0.92	1 (4%)	26,50,50	1.68	1 (3%)
2	DTP	N	1301	-	25,32,32	0.92	1 (4%)	26,50,50	1.68	1 (3%)
2	DTP	O	1301	-	25,32,32	0.92	1 (4%)	26,50,50	1.68	1 (3%)
2	DTP	P	1301	-	25,32,32	0.92	1 (4%)	26,50,50	1.68	1 (3%)
2	DTP	Q	1301	-	25,32,32	0.92	1 (4%)	26,50,50	1.68	1 (3%)

In the following table, the Chirals column lists the number of chiral outliers, the number of chiral centers analysed, the number of these observed in the model and the number defined in the chemical component dictionary. Similar counts are reported in the Torsion and Rings columns. '-' means no outliers of that kind were identified.

Mol	Type	Chain	Res	Link	Chirals	Torsions	Rings
2	DTP	C	1301	-	-	0/18/34/34	0/3/3/3

Continued on next page...

Continued from previous page...

Mol	Type	Chain	Res	Link	Chirals	Torsions	Rings
2	DTP	D	1301	-	-	0/18/34/34	0/3/3/3
2	DTP	E	1301	-	-	0/18/34/34	0/3/3/3
2	DTP	F	1301	-	-	0/18/34/34	0/3/3/3
2	DTP	G	1301	-	-	0/18/34/34	0/3/3/3
2	DTP	H	1301	-	-	0/18/34/34	0/3/3/3
2	DTP	I	1301	-	-	0/18/34/34	0/3/3/3
2	DTP	J	1301	-	-	0/18/34/34	0/3/3/3
2	DTP	K	1301	-	-	0/18/34/34	0/3/3/3
2	DTP	L	1301	-	-	0/18/34/34	0/3/3/3
2	DTP	M	1301	-	-	0/18/34/34	0/3/3/3
2	DTP	N	1301	-	-	0/18/34/34	0/3/3/3
2	DTP	O	1301	-	-	0/18/34/34	0/3/3/3
2	DTP	P	1301	-	-	0/18/34/34	0/3/3/3
2	DTP	Q	1301	-	-	0/18/34/34	0/3/3/3

All (15) bond length outliers are listed below:

Mol	Chain	Res	Type	Atoms	Z	Observed(Å)	Ideal(Å)
2	Q	1301	DTP	C5-C4	3.11	1.47	1.40
2	O	1301	DTP	C5-C4	3.11	1.47	1.40
2	M	1301	DTP	C5-C4	3.11	1.47	1.40
2	K	1301	DTP	C5-C4	3.11	1.47	1.40
2	I	1301	DTP	C5-C4	3.11	1.47	1.40
2	G	1301	DTP	C5-C4	3.11	1.47	1.40
2	E	1301	DTP	C5-C4	3.11	1.47	1.40
2	C	1301	DTP	C5-C4	3.11	1.47	1.40
2	J	1301	DTP	C5-C4	3.12	1.47	1.40
2	P	1301	DTP	C5-C4	3.12	1.47	1.40
2	L	1301	DTP	C5-C4	3.12	1.47	1.40
2	H	1301	DTP	C5-C4	3.12	1.47	1.40
2	N	1301	DTP	C5-C4	3.12	1.47	1.40
2	D	1301	DTP	C5-C4	3.12	1.47	1.40
2	F	1301	DTP	C5-C4	3.12	1.47	1.40

All (15) bond angle outliers are listed below:

Mol	Chain	Res	Type	Atoms	Z	Observed(°)	Ideal(°)
2	J	1301	DTP	N3-C2-N1	-6.57	123.71	128.87
2	P	1301	DTP	N3-C2-N1	-6.57	123.71	128.87
2	L	1301	DTP	N3-C2-N1	-6.57	123.71	128.87
2	H	1301	DTP	N3-C2-N1	-6.57	123.71	128.87
2	N	1301	DTP	N3-C2-N1	-6.57	123.71	128.87

Continued on next page...

Continued from previous page...

Mol	Chain	Res	Type	Atoms	Z	Observed(°)	Ideal(°)
2	D	1301	DTP	N3-C2-N1	-6.57	123.71	128.87
2	F	1301	DTP	N3-C2-N1	-6.57	123.71	128.87
2	Q	1301	DTP	N3-C2-N1	-6.55	123.72	128.87
2	O	1301	DTP	N3-C2-N1	-6.55	123.72	128.87
2	M	1301	DTP	N3-C2-N1	-6.55	123.72	128.87
2	K	1301	DTP	N3-C2-N1	-6.55	123.72	128.87
2	I	1301	DTP	N3-C2-N1	-6.55	123.72	128.87
2	G	1301	DTP	N3-C2-N1	-6.55	123.72	128.87
2	E	1301	DTP	N3-C2-N1	-6.55	123.72	128.87
2	C	1301	DTP	N3-C2-N1	-6.55	123.72	128.87

There are no chirality outliers.

There are no torsion outliers.

There are no ring outliers.

15 monomers are involved in 286 short contacts:

Mol	Chain	Res	Type	Clashes	Symm-Clashes
2	C	1301	DTP	19	0
2	D	1301	DTP	20	0
2	E	1301	DTP	19	0
2	F	1301	DTP	19	0
2	G	1301	DTP	19	0
2	H	1301	DTP	20	0
2	I	1301	DTP	18	0
2	J	1301	DTP	19	0
2	K	1301	DTP	20	0
2	L	1301	DTP	20	0
2	M	1301	DTP	19	0
2	N	1301	DTP	18	0
2	O	1301	DTP	18	0
2	P	1301	DTP	19	0
2	Q	1301	DTP	19	0

5.7 Other polymers [i](#)

There are no such residues in this entry.

5.8 Polymer linkage issues [i](#)

There are no chain breaks in this entry.