



wwPDB EM Map/Model Validation Report ⓘ

Apr 10, 2016 – 01:56 PM BST

PDB ID : 3JBY
EMDB ID: : EMD-6488
Title : Cryo-electron microscopy structure of RAG Paired Complex (C2 symmetry)
Authors : Ru, H.; Chambers, M.G.; Fu, T.-M.; Tong, A.B.; Liao, M.; Wu, H.
Deposited on : 2015-10-22
Resolution : 3.70 Å(reported)

This is a wwPDB EM Map/Model Validation Report for a publicly released PDB/EMDB entry.
For rigid body fitted models, validation errors reported here could stem from errors in the original structure(s) used in the fitting.
We welcome your comments at validation@mail.wwpdb.org
A user guide is available at
<http://wwpdb.org/validation/2016/EMValidationReportHelp>

MolProbity : 4.02b-467
Mogul : unknown
Percentile statistics : 20151230.v01 (using entries in the PDB archive December 30th 2015)
Ideal geometry (proteins) : Engh & Huber (2001)
Ideal geometry (DNA, RNA) : Parkinson et. al. (1996)
Validation Pipeline (wwPDB-VP) : trunk27241

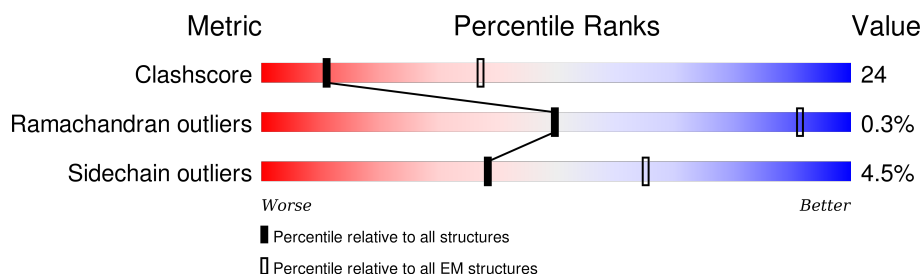
1 Overall quality at a glance

The following experimental techniques were used to determine the structure:

ELECTRON MICROSCOPY

The reported resolution of this entry is 3.70 Å.

Percentile scores (ranging between 0-100) for global validation metrics of the entry are shown in the following graphic. The table shows the number of entries on which the scores are based.




Metric	Whole archive (#Entries)	EM structures (#Entries)
Clashscore	114402	924
Ramachandran outliers	111179	726
Sidechain outliers	111093	686

The table below summarises the geometric issues observed across the polymeric chains. The red, orange, yellow and green segments on the bar indicate the fraction of residues that contain outliers for ≥ 3 , 2, 1 and 0 types of geometric quality criteria. A grey segment represents the fraction of residues that are not modelled. The numeric value for each fraction is indicated below the corresponding segment, with a dot representing fractions $\leq 5\%$

Mol	Chain	Length	Quality of chain
1	A	764	42% 28% . 28%
1	C	764	42% 28% . 28%
2	B	533	33% 32% . 34%
2	D	533	32% 31% . 34%
3	E	15	27% 47% 27%
3	H	15	13% 67% 20%
4	F	31	42% 48% 10%
4	G	31	29% 55% 16%
5	I	16	63% 38%

Continued on next page...

Continued from previous page...

Mol	Chain	Length	Quality of chain
5	J	16	 75% 25%

2 Entry composition

There are 7 unique types of molecules in this entry. The entry contains 16846 atoms, of which 0 are hydrogens and 0 are deuteriums.

In the tables below, the AltConf column contains the number of residues with at least one atom in alternate conformation and the Trace column contains the number of residues modelled with at most 2 atoms.

- Molecule 1 is a protein called V(D)J recombination-activating protein 1.

Mol	Chain	Residues	Atoms					AltConf	Trace
1	A	550	Total	C	N	O	S	0	0
			4435	2781	786	834	34		
1	C	550	Total	C	N	O	S	0	0
			4435	2781	786	834	34		

There are 6 discrepancies between the modelled and reference sequences:

Chain	Residue	Modelled	Actual	Comment	Reference
A	268	GLY	-	EXPRESSION TAG	UNP O13033
A	269	GLY	-	EXPRESSION TAG	UNP O13033
A	270	SER	-	EXPRESSION TAG	UNP O13033
C	268	GLY	-	EXPRESSION TAG	UNP O13033
C	269	GLY	-	EXPRESSION TAG	UNP O13033
C	270	SER	-	EXPRESSION TAG	UNP O13033

- Molecule 2 is a protein called V(D)J recombination-activating protein 2.

Mol	Chain	Residues	Atoms					AltConf	Trace
2	B	351	Total	C	N	O	S	0	0
			2714	1716	470	509	19		
2	D	351	Total	C	N	O	S	0	0
			2714	1716	470	509	19		

There are 6 discrepancies between the modelled and reference sequences:

Chain	Residue	Modelled	Actual	Comment	Reference
B	-2	GLY	-	EXPRESSION TAG	UNP Q1RLW7
B	-1	GLY	-	EXPRESSION TAG	UNP Q1RLW7
B	0	SER	-	EXPRESSION TAG	UNP Q1RLW7
D	-2	GLY	-	EXPRESSION TAG	UNP Q1RLW7
D	-1	GLY	-	EXPRESSION TAG	UNP Q1RLW7
D	0	SER	-	EXPRESSION TAG	UNP Q1RLW7

- Molecule 3 is a DNA chain called 5'-D(P*CP*AP*CP*AP*GP*TP*GP*CP*TP*AP*CP*AP*GP*AP*C)-3'.

Mol	Chain	Residues	Atoms					AltConf	Trace
3	E	15	Total	C	N	O	P	0	0
			306	145	59	87	15		
3	H	15	Total	C	N	O	P	0	0
			306	145	59	87	15		

- Molecule 4 is a DNA chain called RSS intermediate reverse strand.

Mol	Chain	Residues	Atoms					AltConf	Trace
4	F	31	Total	C	N	O	P	0	0
			639	303	120	185	31		
4	G	31	Total	C	N	O	P	0	0
			639	303	120	185	31		

- Molecule 5 is a DNA chain called 'D(P*GP*AP*TP*CP*TP*GP*GP*CP*CP*TP*GP*T
P*CP*TP*TP*A)-3'.

Mol	Chain	Residues	Atoms					AltConf	Trace
5	I	16	Total	C	N	O	P	0	0
			326	156	54	100	16		
5	J	16	Total	C	N	O	P	0	0
			326	156	54	100	16		

- Molecule 6 is ZINC ION (three-letter code: ZN) (formula: Zn).

Mol	Chain	Residues	Atoms		AltConf
6	A	1	Total	Zn	0
			1	1	
6	C	1	Total	Zn	0
			1	1	


- Molecule 7 is CALCIUM ION (three-letter code: CA) (formula: Ca).

Mol	Chain	Residues	Atoms		AltConf
7	A	2	Total	Ca	0
			2	2	
7	C	2	Total	Ca	0
			2	2	

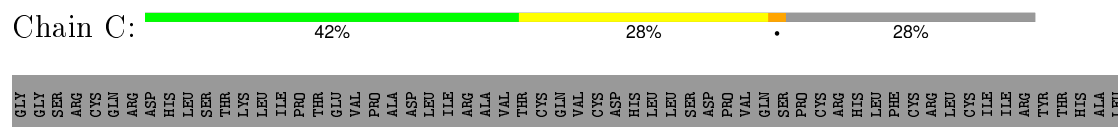
3 Residue-property plots

These plots are drawn for all protein, RNA and DNA chains in the entry. The first graphic for a chain summarises the proportions of errors displayed in the second graphic. The second graphic shows the sequence view annotated by issues in geometry. Residues are color-coded according to the number of geometric quality criteria for which they contain at least one outlier: green = 0, yellow = 1, orange = 2 and red = 3 or more. Stretches of 2 or more consecutive residues without any outlier are shown as a green connector. Residues present in the sample, but not in the model, are shown in grey.

- Molecule 1: V(D)J recombination-activating protein 1



- Molecule 1: V(D)J recombination-activating protein 1



- Molecule 4: RSS intermediate reverse strand

Chain G:  29% 55% 16%




- Molecule 5: '-D(P*GP*AP*TP*CP*TP*GP*GP*CP*CP*TP*GP*TP*CP*TP*TP*A)-3

Chain I:  63% 38%



- Molecule 5: '-D(P*GP*AP*TP*CP*TP*GP*GP*CP*CP*TP*GP*TP*CP*TP*TP*A)-3

Chain J:  75% 25%



4 Experimental information

Property	Value	Source
Reconstruction method	SINGLE PARTICLE	Depositor
Imposed symmetry	POINT, Not provided	Depositor
Number of images	42486	Depositor
Resolution determination method	FSC 0.143	Depositor
CTF correction method	Each particle	Depositor
Microscope	FEI POLARA 300	Depositor
Voltage (kV)	300	Depositor
Electron dose ($e^-/\text{\AA}^2$)	41	Depositor
Minimum defocus (nm)	1500	Depositor
Maximum defocus (nm)	2500	Depositor
Magnification	31000	Depositor
Image detector	GATAN K2 (4k x 4k)	Depositor

5 Model quality ⓘ

5.1 Standard geometry ⓘ

Bond lengths and bond angles in the following residue types are not validated in this section: ZN, CA

The Z score for a bond length (or angle) is the number of standard deviations the observed value is removed from the expected value. A bond length (or angle) with $|Z| > 5$ is considered an outlier worth inspection. RMSZ is the root-mean-square of all Z scores of the bond lengths (or angles).

Mol	Chain	Bond lengths		Bond angles	
		RMSZ	# $ Z > 2$	RMSZ	# $ Z > 2$
1	A	0.73	2/4526 (0.0%)	0.90	9/6095 (0.1%)
1	C	0.72	3/4526 (0.1%)	0.88	12/6095 (0.2%)
2	B	0.65	0/2784	0.84	0/3784
2	D	0.63	0/2784	0.83	1/3784 (0.0%)
3	E	1.78	6/343 (1.7%)	1.21	1/526 (0.2%)
3	H	1.82	6/343 (1.7%)	1.23	2/526 (0.4%)
4	F	1.51	8/717 (1.1%)	1.23	4/1105 (0.4%)
4	G	1.53	13/717 (1.8%)	1.25	3/1105 (0.3%)
5	I	1.45	6/363 (1.7%)	1.36	2/558 (0.4%)
5	J	1.41	0/363	1.54	6/558 (1.1%)
All	All	0.90	44/17466 (0.3%)	0.96	40/24136 (0.2%)

Chiral center outliers are detected by calculating the chiral volume of a chiral center and verifying if the center is modelled as a planar moiety or with the opposite hand. A planarity outlier is detected by checking planarity of atoms in a peptide group, atoms in a mainchain group or atoms of a sidechain that are expected to be planar.

Mol	Chain	#Chirality outliers	#Planarity outliers
1	A	0	2
1	C	0	2
All	All	0	4

All (44) bond length outliers are listed below:

Mol	Chain	Res	Type	Atoms	Z	Observed(Å)	Ideal(Å)
4	F	15	DG	C1'-N9	-8.98	1.34	1.47
4	G	11	DC	C3'-O3'	-8.59	1.32	1.44
3	H	7	DG	C3'-O3'	-8.37	1.33	1.44
3	E	6	DT	C3'-O3'	-8.12	1.33	1.44
3	H	6	DT	C1'-N1	-7.61	1.36	1.47
4	F	11	DC	C3'-O3'	-7.41	1.34	1.44

Continued on next page...

Continued from previous page...

Mol	Chain	Res	Type	Atoms	Z	Observed(Å)	Ideal(Å)
3	H	6	DT	C3'-O3'	-7.41	1.34	1.44
3	E	6	DT	C1'-N1	-7.35	1.36	1.47
4	F	13	DG	C3'-O3'	-7.11	1.34	1.44
3	H	12	DA	N9-C4	-7.09	1.33	1.37
4	F	15	DG	C8-N7	-7.01	1.26	1.30
4	G	11	DC	C1'-N1	-6.81	1.37	1.47
4	G	12	DT	C3'-O3'	-6.78	1.35	1.44
4	G	15	DG	C3'-O3'	-6.49	1.35	1.44
5	I	16	DA	C3'-O3'	6.48	1.52	1.44
3	E	7	DG	C3'-O3'	-6.39	1.35	1.44
3	H	9	DT	C1'-N1	-6.06	1.38	1.47
5	I	11	DG	N9-C4	6.03	1.42	1.38
4	F	19	DG	N9-C4	-6.02	1.33	1.38
4	G	12	DT	C1'-N1	-5.98	1.38	1.47
4	G	29	DA	N9-C4	-5.97	1.34	1.37
1	C	984	GLU	CB-CG	-5.95	1.40	1.52
3	E	12	DA	N9-C4	-5.94	1.34	1.37
4	G	19	DG	N9-C4	-5.94	1.33	1.38
1	C	985	SER	CB-OG	-5.91	1.34	1.42
4	G	15	DG	C1'-N9	-5.86	1.39	1.47
4	G	13	DG	N9-C4	-5.85	1.33	1.38
4	G	13	DG	C3'-O3'	-5.85	1.36	1.44
1	C	1014	TRP	CB-CG	-5.84	1.39	1.50
5	I	7	DG	C3'-O3'	-5.84	1.36	1.44
5	I	8	DC	C3'-O3'	-5.84	1.36	1.44
3	E	4	DA	N9-C4	-5.83	1.34	1.37
4	G	15	DG	C8-N7	-5.44	1.27	1.30
4	F	11	DC	C1'-N1	-5.44	1.39	1.47
5	I	8	DC	C1'-N1	5.30	1.56	1.49
4	F	15	DG	C5-C4	-5.26	1.34	1.38
4	G	19	DG	C1'-N9	-5.12	1.40	1.47
4	F	12	DT	C3'-O3'	-5.12	1.37	1.44
4	G	15	DG	C4'-O4'	-5.09	1.40	1.45
3	E	2	DA	N9-C4	-5.07	1.34	1.37
1	A	1014	TRP	CB-CG	-5.04	1.41	1.50
1	A	619	CYS	CB-SG	-5.04	1.73	1.81
5	I	15	DT	C1'-N1	-5.03	1.40	1.47
3	H	5	DG	N3-C4	-5.01	1.31	1.35

All (40) bond angle outliers are listed below:

Continued on next page...

Continued from previous page...

Mol	Chain	Res	Type	Atoms	Z	Observed(°)	Ideal(°)
-----	-------	-----	------	-------	---	-------------	----------

Mol	Chain	Res	Type	Atoms	Z	Observed(°)	Ideal(°)
5	J	6	DG	O5'-P-OP2	-11.57	95.29	105.70
4	F	15	DG	C8-N9-C4	8.80	109.92	106.40
1	A	530	LEU	CB-CG-CD2	-7.83	97.70	111.00
1	A	1006	LEU	CB-CG-CD2	-7.61	98.07	111.00
4	G	15	DG	O4'-C1'-N9	-7.00	103.10	108.00
1	C	530	LEU	CB-CG-CD2	-6.45	100.04	111.00
1	C	1006	LEU	CB-CG-CD2	-6.33	100.24	111.00
4	F	15	DG	N9-C4-C5	-6.31	102.88	105.40
5	I	6	DG	O5'-P-OP2	-6.17	100.15	105.70
1	C	679	LEU	CB-CG-CD2	-6.15	100.54	111.00
1	A	985	SER	C-N-CA	-5.81	110.09	122.30
4	F	15	DG	OP2-P-O3'	5.76	117.88	105.20
3	E	9	DT	O4'-C1'-N1	-5.75	103.97	108.00
1	C	813	LEU	CB-CG-CD1	-5.70	101.31	111.00
5	J	16	DA	O5'-P-OP1	5.67	117.50	110.70
2	D	69	LEU	CB-CG-CD2	-5.65	101.39	111.00
1	C	1010	LEU	CB-CG-CD1	-5.65	101.39	111.00
5	J	6	DG	OP1-P-OP2	5.64	128.06	119.60
4	G	12	DT	OP1-P-OP2	5.62	128.02	119.60
1	A	869	MET	CG-SD-CE	5.54	109.06	100.20
5	J	15	DT	N3-C4-O4	5.51	123.21	119.90
1	A	1010	LEU	CB-CG-CD1	-5.50	101.65	111.00
1	A	813	LEU	CB-CG-CD1	-5.43	101.77	111.00
1	A	740	LEU	CB-CG-CD2	-5.38	101.85	111.00
1	C	1006	LEU	CB-CG-CD1	-5.36	101.88	111.00
5	J	11	DG	O4'-C1'-N9	5.36	111.75	108.00
1	C	916	ARG	NE-CZ-NH1	-5.34	117.63	120.30
5	J	14	DT	OP2-P-O3'	5.32	116.91	105.20
1	C	529	LEU	CB-CG-CD1	-5.31	101.97	111.00
1	C	740	LEU	CB-CG-CD2	-5.26	102.06	111.00
1	C	1006	LEU	CA-CB-CG	-5.25	103.23	115.30
1	C	950	TYR	CA-CB-CG	-5.23	103.47	113.40
5	I	6	DG	OP1-P-OP2	5.21	127.42	119.60
1	A	1015	LEU	CB-CG-CD2	-5.21	102.14	111.00
1	C	582	LEU	CB-CG-CD2	-5.20	102.15	111.00
3	H	7	DG	O5'-P-OP1	-5.18	101.04	105.70
4	G	15	DG	N9-C4-C5	-5.09	103.36	105.40
4	F	15	DG	O4'-C1'-N9	-5.06	104.45	108.00
1	A	530	LEU	CA-CB-CG	-5.05	103.68	115.30
3	H	7	DG	OP1-P-OP2	5.02	127.12	119.60

There are no chirality outliers.

All (4) planarity outliers are listed below:

Mol	Chain	Res	Type	Group
1	A	1004	PHE	Peptide
1	A	658	ASP	Peptide
1	C	658	ASP	Peptide
1	C	742	ALA	Peptide

5.2 Too-close contacts ⓘ

In the following table, the Non-H and H(model) columns list the number of non-hydrogen atoms and hydrogen atoms in the chain respectively. The H(added) column lists the number of hydrogen atoms added and optimized by MolProbity. The Clashes column lists the number of clashes within the asymmetric unit, whereas Symm-Clashes lists symmetry related clashes.

Mol	Chain	Non-H	H(model)	H(added)	Clashes	Symm-Clashes
1	A	4435	0	4378	190	0
1	C	4435	0	4378	195	0
2	B	2714	0	2665	154	0
2	D	2714	0	2665	146	0
3	E	306	0	168	13	0
3	H	306	0	168	17	0
4	F	639	0	349	30	0
4	G	639	0	349	33	0
5	I	326	0	182	25	0
5	J	326	0	182	30	0
6	A	1	0	0	0	0
6	C	1	0	0	0	0
7	A	2	0	0	0	0
7	C	2	0	0	0	0
All	All	16846	0	15484	760	0

The all-atom clashscore is defined as the number of clashes found per 1000 atoms (including hydrogen atoms). The all-atom clashscore for this structure is 24.

All (760) close contacts within the same asymmetric unit are listed below, sorted by their clash magnitude.

Atom-1	Atom-2	Interatomic distance (Å)	Clash overlap (Å)
2:B:140:HIS:HD2	2:B:155:LEU:HD11	1.19	1.07
2:D:140:HIS:HD2	2:D:155:LEU:HD11	1.23	1.00
2:B:82:ALA:HA	2:B:87:PRO:HB3	1.48	0.94

Continued on next page...

Continued from previous page...

Atom-1	Atom-2	Interatomic distance (Å)	Clash overlap (Å)
1:C:866:LYS:HD2	1:C:867:PRO:HD2	1.47	0.94
1:C:749:CYS:SG	1:C:964:HIS:NE2	2.41	0.93
1:A:858:GLN:NE2	1:A:887:ALA:O	2.02	0.93
2:D:104:SER:HB2	2:D:136:ALA:HB2	1.55	0.87
2:B:140:HIS:CD2	2:B:155:LEU:HD11	2.11	0.84
1:C:981:GLU:OE2	4:F:15:DG:N2	2.10	0.84
1:C:738:GLU:HA	1:C:805:PRO:HB3	1.60	0.83
5:I:13:DC:H2''	5:I:14:DT:H5'	1.61	0.83
1:A:1026:GLU:HG2	1:A:1029:LYS:H	1.44	0.82
1:A:508:LYS:NZ	4:F:5:DG:OP1	2.13	0.81
2:D:187:LEU:HD12	2:D:188:GLU:H	1.47	0.79
2:D:140:HIS:CD2	2:D:155:LEU:HD11	2.15	0.78
2:D:208:VAL:HG21	2:D:261:ALA:HB3	1.65	0.78
1:C:610:GLY:HA3	1:C:653:LEU:HG	1.65	0.78
1:A:738:GLU:HA	1:A:805:PRO:HB3	1.65	0.77
2:D:16:GLN:NE2	2:D:73:ARG:HG3	1.99	0.77
2:B:208:VAL:HG21	2:B:261:ALA:HB3	1.67	0.77
2:B:9:VAL:HG13	2:B:10:ASN:H	1.50	0.76
2:B:104:SER:HB2	2:B:136:ALA:HB2	1.68	0.75
2:B:43:THR:HG23	2:B:62:PHE:CE2	2.21	0.75
5:I:7:DG:H2'	5:I:8:DC:C6	2.21	0.75
4:G:27:DA:H61	5:I:4:DC:H42	1.35	0.75
2:D:215:CYS:SG	2:D:237:HIS:ND1	2.59	0.74
1:A:864:LYS:HD2	1:C:631:SER:HA	1.69	0.74
1:A:708:ARG:HG2	1:A:721:ARG:HG2	1.68	0.74
1:C:709:LEU:O	1:C:719:SER:HA	1.88	0.74
1:C:931:TYR:HD2	1:C:966:PRO:HG3	1.53	0.74
2:B:266:ILE:HG22	2:B:325:GLY:HA2	1.69	0.73
1:A:984:GLU:OE1	4:G:15:DG:H1'	1.87	0.73
1:A:548:SER:O	1:A:577:ARG:NH1	2.20	0.73
2:B:97:THR:HG23	2:B:99:ASN:O	1.89	0.72
2:D:229:ARG:HH22	2:D:280:GLU:HG2	1.53	0.72
1:A:981:GLU:OE1	4:G:15:DG:N2	2.23	0.72
2:D:148:ARG:NH2	2:D:240:LEU:O	2.22	0.72
2:B:315:ARG:HG2	2:B:316:THR:HG23	1.72	0.71
4:F:29:DA:H2'	4:F:30:DT:H71	1.72	0.71
1:A:613:VAL:HG22	1:A:649:ILE:HD13	1.71	0.71
2:B:204:GLN:HB2	2:B:207:HIS:HD2	1.55	0.70
2:B:49:ARG:NH2	2:B:58:ARG:HD2	2.07	0.70
4:G:12:DT:H2''	4:G:13:DG:H5'	1.74	0.70
4:F:12:DT:H2''	4:F:13:DG:H5'	1.74	0.69

Continued on next page...

Continued from previous page...

Atom-1	Atom-2	Interatomic distance (Å)	Clash overlap (Å)
5:J:9:DC:C4	5:J:10:DT:C4	2.80	0.69
1:C:488:ALA:HA	1:C:1021:LEU:HD23	1.74	0.69
1:A:748:ILE:HG22	1:A:956:ASN:OD1	1.91	0.69
2:B:168:THR:O	2:B:172:TRP:N	2.26	0.69
2:B:269:HIS:HB3	2:B:292:LEU:HD11	1.75	0.69
2:B:135:SER:OG	2:B:137:ARG:NH2	2.27	0.68
2:D:82:ALA:HA	2:D:87:PRO:HB3	1.75	0.68
1:C:865:LEU:HB3	1:C:875:TYR:HE1	1.58	0.68
1:C:975:ILE:HG12	1:C:976:GLY:N	2.08	0.68
2:D:258:ILE:HD13	2:D:284:ARG:HH11	1.59	0.68
2:D:66:SER:HB2	2:D:124:CYS:H	1.58	0.68
2:D:16:GLN:HE21	2:D:73:ARG:HG3	1.59	0.68
1:C:768:ILE:HD11	1:C:964:HIS:HB3	1.76	0.67
1:A:709:LEU:O	1:A:719:SER:HA	1.94	0.67
1:A:496:SER:HB3	1:A:499:GLN:HG2	1.75	0.67
2:D:350:PHE:CD2	2:D:351:GLN:HG3	2.28	0.67
1:A:575:ARG:HB3	1:A:678:CYS:SG	2.35	0.67
5:J:6:DG:H2"	5:J:7:DG:C8	2.30	0.67
1:C:764:VAL:HG11	1:C:936:GLN:HA	1.75	0.67
4:F:9:DC:N4	4:F:10:DA:N6	2.43	0.67
2:D:14:LEU:HD13	2:D:46:PHE:CE2	2.30	0.67
4:G:25:DC:H2"	4:G:26:DC:C5	2.30	0.67
2:B:81:GLU:HG2	2:B:82:ALA:H	1.60	0.66
2:B:50:ILE:HG12	2:B:55:LEU:HD12	1.76	0.66
1:C:575:ARG:HB3	1:C:678:CYS:SG	2.35	0.66
1:A:760:SER:HB2	1:A:954:ILE:HD11	1.77	0.66
2:B:249:CYS:SG	2:B:250:THR:N	2.69	0.66
2:B:69:LEU:HD11	2:B:107:TYR:CZ	2.30	0.66
2:D:156:PHE:HB2	2:D:182:VAL:HG12	1.77	0.66
4:F:25:DC:H2"	4:F:26:DC:C5	2.31	0.65
2:B:232:ARG:HG3	2:B:234:ILE:HD11	1.78	0.65
4:G:9:DC:N4	4:G:10:DA:N6	2.43	0.65
2:B:69:LEU:HD11	2:B:107:TYR:CE2	2.31	0.65
1:C:669:ASN:HD22	3:E:2:DA:H4'	1.61	0.65
2:B:49:ARG:HH22	2:B:58:ARG:HH11	1.44	0.65
1:A:931:TYR:HD2	1:A:966:PRO:HG3	1.62	0.65
1:C:496:SER:HB3	1:C:499:GLN:HG2	1.78	0.65
2:B:39:ARG:N	4:G:20:DA:OP1	2.27	0.65
1:A:676:PRO:HG3	1:A:1013:HIS:HB3	1.79	0.65
1:A:586:LEU:HD21	1:A:720:PHE:CE2	2.31	0.65
1:C:708:ARG:NH2	1:C:719:SER:OG	2.30	0.64

Continued on next page...

Continued from previous page...

Atom-1	Atom-2	Interatomic distance (Å)	Clash overlap (Å)
2:D:249:CYS:SG	2:D:250:THR:N	2.70	0.64
5:I:12:DT:H2"	5:I:13:DC:H5'	1.79	0.64
2:B:43:THR:HG23	2:B:62:PHE:CD2	2.33	0.64
2:D:9:VAL:HG13	2:D:10:ASN:H	1.63	0.64
1:C:614:VAL:HG22	1:C:723:PHE:HB2	1.80	0.64
2:D:1:MET:N	2:D:1:MET:SD	2.71	0.64
2:D:69:LEU:HD12	2:D:70:PRO:HD2	1.79	0.64
1:A:770:ARG:NH2	1:A:799:LYS:O	2.31	0.64
1:A:1025:MET:HG3	1:A:1026:GLU:N	2.13	0.64
1:C:919:CYS:SG	1:C:921:SER:OG	2.55	0.64
1:C:798:VAL:HG23	1:C:801:VAL:H	1.62	0.64
2:B:123:ARG:NH1	2:B:125:GLU:OE2	2.31	0.64
2:B:283:LYS:NZ	2:B:314:SER:O	2.27	0.63
2:B:104:SER:HB2	2:B:136:ALA:CB	2.28	0.63
1:C:860:ARG:HE	1:C:866:LYS:HE3	1.63	0.63
2:B:181:GLN:HG3	2:B:196:THR:HB	1.81	0.63
5:I:12:DT:C4	5:I:13:DC:N4	2.66	0.63
1:C:860:ARG:NE	1:C:866:LYS:HE3	2.14	0.63
1:A:513:ARG:HH11	1:C:513:ARG:HE	1.46	0.63
4:G:3:DC:H6	4:G:3:DC:H5'	1.63	0.63
1:C:675:ARG:NH2	1:C:1018:SER:HA	2.14	0.62
2:D:265:PRO:HA	2:D:271:TYR:HD1	1.64	0.62
2:B:169:THR:HA	2:B:172:TRP:HB2	1.80	0.62
1:A:586:LEU:HD21	1:A:720:PHE:HE2	1.64	0.62
1:A:486:CYS:HG	1:A:500:TYR:HH	1.45	0.62
1:A:583:VAL:HB	1:A:711:ILE:HD11	1.81	0.62
2:B:156:PHE:HB2	2:B:182:VAL:HG12	1.81	0.62
2:B:266:ILE:HG13	2:B:267:GLY:H	1.64	0.62
1:C:810:GLN:HE21	1:C:971:ARG:HH22	1.45	0.62
1:A:656:GLU:HG2	1:A:657:ASP:H	1.64	0.62
1:A:897:ARG:NH1	1:A:945:MET:HG2	2.15	0.62
1:A:608:THR:HB	1:A:718:ARG:HG2	1.80	0.61
1:C:869:MET:HG3	1:C:870:ARG:H	1.66	0.61
1:A:489:ILE:HD11	1:C:503:MET:HA	1.82	0.61
1:A:631:SER:HA	1:C:864:LYS:HD2	1.82	0.61
3:H:9:DT:H2"	3:H:10:DA:H5"	1.81	0.61
2:D:69:LEU:HD11	2:D:107:TYR:CZ	2.36	0.61
2:B:58:ARG:HH22	5:I:6:DG:H5"	1.66	0.60
1:A:534:HIS:CG	1:A:587:LYS:HD2	2.36	0.60
1:C:765:LEU:O	1:C:766:HIS:ND1	2.34	0.60
2:B:278:GLN:HG3	2:B:284:ARG:HB2	1.83	0.60

Continued on next page...

Continued from previous page...

Atom-1	Atom-2	Interatomic distance (Å)	Clash overlap (Å)
2:D:50:ILE:HG12	2:D:55:LEU:HD12	1.83	0.60
1:A:523:ARG:O	1:A:526:GLU:HB2	2.02	0.60
2:B:3:LEU:HD23	2:B:305:PRO:HB2	1.83	0.60
5:J:1:DG:H2''	5:J:2:DA:H5'	1.83	0.60
4:F:3:DC:H6	4:F:3:DC:H5'	1.67	0.60
5:I:12:DT:N3	5:I:13:DC:N4	2.50	0.60
1:C:538:TRP:CH2	1:C:709:LEU:HD13	2.37	0.60
5:J:5:DT:H2''	5:J:6:DG:OP2	2.02	0.60
2:D:137:ARG:NH1	2:D:178:CYS:SG	2.75	0.60
2:D:80:PHE:HB3	2:D:89:CYS:HB2	1.82	0.59
1:A:688:GLU:OE1	2:B:73:ARG:NH1	2.27	0.59
1:C:573:SER:O	1:C:574:ARG:NH1	2.35	0.59
4:F:29:DA:H2'	4:F:30:DT:C7	2.32	0.59
1:A:508:LYS:HG3	1:A:514:GLN:HB3	1.84	0.59
1:C:806:PHE:H	1:C:806:PHE:HD1	1.50	0.59
4:G:25:DC:N3	5:I:7:DG:N2	2.51	0.59
1:A:871:MET:SD	1:A:875:TYR:HD2	2.26	0.59
1:C:496:SER:O	1:C:500:TYR:N	2.32	0.59
4:G:25:DC:H2''	4:G:26:DC:C6	2.38	0.59
2:D:9:VAL:HG13	2:D:10:ASN:N	2.18	0.59
1:C:832:ASP:HB3	1:C:837:VAL:HG11	1.84	0.59
1:A:1022:GLN:O	1:A:1025:MET:HG2	2.01	0.59
2:D:135:SER:OG	2:D:137:ARG:NH2	2.35	0.59
1:A:955:THR:HG23	1:A:958:LEU:HB2	1.84	0.59
2:D:6:LEU:HD11	2:D:347:GLN:HB2	1.82	0.59
1:C:1000:GLN:HE21	4:G:12:DT:H4'	1.68	0.59
1:A:496:SER:HB3	1:A:499:GLN:CG	2.33	0.59
1:C:999:ARG:HH22	3:H:8:DC:H4'	1.68	0.59
1:C:735:ARG:NH1	1:C:741:GLU:O	2.36	0.59
2:D:300:GLU:HG3	2:D:301:SER:O	2.03	0.59
2:B:204:GLN:HB2	2:B:207:HIS:CD2	2.38	0.58
5:I:12:DT:N3	5:I:13:DC:C4	2.71	0.58
1:A:696:PRO:HD3	2:B:172:TRP:CE3	2.38	0.58
2:D:3:LEU:HA	2:D:347:GLN:O	2.03	0.58
2:B:14:LEU:HD13	2:B:46:PHE:CE2	2.38	0.58
1:A:866:LYS:HG3	1:A:867:PRO:O	2.03	0.58
1:A:999:ARG:HH12	3:E:8:DC:H4'	1.69	0.58
1:A:787:PHE:HB2	1:A:789:GLU:OE2	2.04	0.58
1:C:999:ARG:HH22	3:H:8:DC:C4'	2.16	0.58
2:D:212:ARG:HH21	2:D:294:ASP:N	2.01	0.58
1:A:918:THR:HG23	1:A:977:ALA:HB2	1.86	0.58

Continued on next page...

Continued from previous page...

Atom-1	Atom-2	Interatomic distance (Å)	Clash overlap (Å)
1:C:951:ASP:N	1:C:951:ASP:OD1	2.36	0.58
1:A:555:ASP:N	1:A:555:ASP:OD1	2.36	0.58
1:C:788:SER:HB2	2:D:65:ASN:HA	1.85	0.58
2:B:6:LEU:HD11	2:B:347:GLN:HB2	1.85	0.58
2:D:258:ILE:HD13	2:D:284:ARG:HD2	1.86	0.57
2:D:80:PHE:HD1	2:D:144:VAL:HG11	1.69	0.57
2:B:344:HIS:HB3	1:C:850:ARG:HH12	1.69	0.57
1:A:725:ARG:HD2	1:A:810:GLN:OE1	2.04	0.57
2:D:168:THR:O	2:D:172:TRP:N	2.37	0.57
2:D:69:LEU:HD11	2:D:107:TYR:CE2	2.39	0.57
2:D:230:PRO:HB2	2:D:232:ARG:HG2	1.85	0.57
1:C:760:SER:OG	1:C:951:ASP:O	2.12	0.57
2:B:239:GLU:O	2:B:239:GLU:HG2	2.04	0.57
2:B:154:VAL:HG11	2:B:216:VAL:HG21	1.87	0.57
1:C:563:SER:OG	1:C:565:ASP:OD1	2.21	0.57
1:C:486:CYS:SG	1:C:500:TYR:OH	2.54	0.57
1:A:488:ALA:HB2	1:A:1021:LEU:HG	1.86	0.57
2:B:66:SER:HB2	2:B:124:CYS:H	1.70	0.56
5:I:12:DT:H2'	5:I:13:DC:C6	2.40	0.56
4:G:2:DT:C5	4:G:3:DC:N4	2.73	0.56
1:C:955:THR:CG2	1:C:958:LEU:HB2	2.35	0.56
1:A:610:GLY:HA3	1:A:653:LEU:HG	1.88	0.56
2:D:350:PHE:HD2	2:D:351:GLN:HG3	1.69	0.56
3:E:9:DT:H2''	3:E:10:DA:H5''	1.88	0.56
5:J:12:DT:H2''	5:J:13:DC:H5'	1.88	0.56
1:A:760:SER:CB	1:A:954:ILE:HD11	2.34	0.56
2:D:75:PRO:HG2	2:D:77:ILE:HD11	1.86	0.56
1:A:573:SER:O	1:A:574:ARG:NH1	2.39	0.56
2:D:110:SER:OG	2:D:111:VAL:N	2.39	0.56
1:C:984:GLU:OE1	4:F:15:DG:H1'	2.05	0.56
2:B:75:PRO:HG2	2:B:77:ILE:HD11	1.87	0.56
2:D:157:GLY:HA3	2:D:207:HIS:NE2	2.20	0.56
1:C:518:PRO:O	1:C:521:THR:HG22	2.06	0.56
1:A:830:PHE:HZ	1:A:885:VAL:HG22	1.70	0.56
1:C:911:MET:HB2	1:C:931:TYR:CE1	2.41	0.55
5:J:5:DT:C4	5:J:6:DG:C6	2.94	0.55
1:C:919:CYS:HA	1:C:974:SER:OG	2.06	0.55
1:C:999:ARG:HE	1:C:1004:PHE:HB3	1.71	0.55
1:A:543:LYS:O	1:A:545:VAL:HG23	2.05	0.55
1:C:697:VAL:O	1:C:700:GLU:HG2	2.07	0.55
2:D:221:GLY:O	2:D:230:PRO:HD2	2.05	0.55

Continued on next page...

Continued from previous page...

Atom-1	Atom-2	Interatomic distance (Å)	Clash overlap (Å)
5:I:1:DG:H2''	5:I:2:DA:H5'	1.88	0.55
2:B:82:ALA:CA	2:B:87:PRO:HB3	2.31	0.55
1:A:822:ASN:HD21	1:A:961:THR:HG21	1.72	0.55
4:F:28:DG:C2	4:F:29:DA:C6	2.95	0.55
1:A:513:ARG:HE	1:C:513:ARG:HH11	1.55	0.55
1:A:912:LYS:N	1:A:913:PRO:HD2	2.21	0.55
1:A:828:LYS:HD3	1:A:949:ARG:HH22	1.72	0.55
5:I:5:DT:C4	5:I:6:DG:C6	2.94	0.55
4:F:12:DT:H2''	4:F:13:DG:C8	2.41	0.55
5:J:11:DG:H2''	5:J:12:DT:H5'	1.89	0.55
4:G:9:DC:C4	4:G:10:DA:N6	2.75	0.55
1:C:931:TYR:CD2	1:C:966:PRO:HG3	2.37	0.55
2:B:283:LYS:HB2	2:B:317:TRP:HE1	1.71	0.55
2:D:209:ALA:O	2:D:210:LEU:HD23	2.07	0.55
2:B:307:TRP:HB3	2:B:311:ILE:HG23	1.89	0.55
1:A:835:GLY:HA3	1:A:851:TRP:CE2	2.42	0.55
1:C:496:SER:HB3	1:C:499:GLN:CG	2.36	0.54
2:B:21:LEU:HD23	2:B:30:LEU:HA	1.89	0.54
1:A:538:TRP:HE3	1:A:707:SER:HG	1.54	0.54
1:C:897:ARG:NH1	1:C:945:MET:HB3	2.23	0.54
1:C:760:SER:HA	1:C:954:ILE:CD1	2.38	0.54
1:A:614:VAL:HG22	1:A:723:PHE:HB2	1.88	0.54
1:C:534:HIS:CD2	1:C:534:HIS:H	2.26	0.54
2:B:9:VAL:HG13	2:B:10:ASN:N	2.21	0.54
1:C:511:SER:O	1:C:513:ARG:HB3	2.08	0.54
2:D:315:ARG:HG3	2:D:316:THR:HG23	1.90	0.54
1:A:999:ARG:NH1	3:E:8:DC:H4'	2.22	0.54
2:D:217:TYR:CZ	2:D:235:ARG:HD2	2.42	0.54
2:D:154:VAL:HG11	2:D:216:VAL:HG21	1.90	0.54
1:A:840:LYS:HE3	1:A:842:ASN:O	2.08	0.54
1:C:912:LYS:N	1:C:913:PRO:HD2	2.22	0.54
2:D:207:HIS:O	2:D:207:HIS:ND1	2.41	0.53
1:A:622:MET:SD	1:A:991:ARG:NH2	2.81	0.53
5:I:12:DT:C2	5:I:13:DC:C4	2.97	0.53
1:A:822:ASN:HD22	1:A:908:TYR:HE1	1.54	0.53
2:B:274:PHE:CE2	2:B:348:VAL:HG21	2.43	0.53
1:C:603:ASP:OD2	1:C:606:MET:HG2	2.08	0.53
2:B:292:LEU:HD12	2:B:292:LEU:O	2.07	0.53
1:A:712:SER:HA	1:A:717:LEU:HA	1.90	0.53
1:C:772:HIS:HB2	1:C:808:GLU:HG2	1.90	0.53
2:D:150:LYS:HE2	2:D:240:LEU:HB3	1.90	0.53

Continued on next page...

Continued from previous page...

Atom-1	Atom-2	Interatomic distance (Å)	Clash overlap (Å)
2:B:290:VAL:HG22	2:B:299:MET:SD	2.48	0.53
1:A:496:SER:O	1:A:500:TYR:N	2.37	0.53
2:B:107:TYR:CE1	2:B:126:GLU:HB2	2.43	0.53
2:B:209:ALA:O	2:B:210:LEU:HD23	2.09	0.53
1:A:871:MET:SD	1:A:875:TYR:CD2	3.02	0.53
1:C:811:PRO:O	1:C:971:ARG:NH1	2.41	0.53
1:A:854:THR:HB	2:D:310:GLU:HG3	1.91	0.53
2:B:266:ILE:HG13	2:B:267:GLY:N	2.23	0.53
4:F:9:DC:C4	4:F:10:DA:N6	2.77	0.53
1:A:669:ASN:HD22	3:H:2:DA:H4'	1.74	0.53
1:A:518:PRO:O	1:A:521:THR:HG22	2.09	0.53
4:F:27:DA:H61	5:J:4:DC:H42	1.56	0.53
1:C:611:PHE:HB2	1:C:720:PHE:HD1	1.72	0.53
2:D:215:CYS:HG	2:D:237:HIS:HD1	1.51	0.52
2:B:115:GLY:HA2	2:B:119:LYS:O	2.09	0.52
1:A:671:GLU:OE2	1:A:985:SER:HB3	2.10	0.52
4:G:12:DT:H2''	4:G:13:DG:C8	2.43	0.52
2:B:3:LEU:HB3	2:B:348:VAL:HG12	1.90	0.52
4:F:3:DC:C6	4:F:4:DT:H72	2.45	0.52
2:D:307:TRP:HB3	2:D:311:ILE:HG23	1.90	0.52
2:B:51:LYS:O	2:B:52:LYS:HG3	2.09	0.52
1:A:873:GLY:HA2	1:A:876:ALA:HB3	1.91	0.52
2:D:258:ILE:CD1	2:D:284:ARG:HD2	2.40	0.52
1:A:955:THR:CG2	1:A:958:LEU:HB2	2.39	0.52
2:D:283:LYS:HD2	2:D:317:TRP:CD1	2.44	0.52
1:A:729:TYR:HB2	1:A:734:VAL:HG23	1.91	0.52
2:D:162:MET:HB3	2:D:167:ARG:HG3	1.92	0.52
1:C:1000:GLN:NE2	4:G:12:DT:H4'	2.24	0.52
1:A:869:MET:HG3	1:A:870:ARG:N	2.25	0.52
1:C:975:ILE:HG12	1:C:976:GLY:H	1.73	0.52
2:D:258:ILE:CD1	2:D:284:ARG:HH11	2.21	0.52
2:D:168:THR:HG22	2:D:170:GLN:H	1.74	0.52
2:B:217:TYR:CE1	2:B:235:ARG:HG3	2.45	0.52
4:G:3:DC:C6	4:G:3:DC:H5'	2.43	0.51
1:A:624:ASP:OD1	1:A:991:ARG:NH1	2.43	0.51
1:A:839:GLN:N	1:A:839:GLN:OE1	2.42	0.51
2:B:282:GLN:NE2	2:B:283:LYS:O	2.44	0.51
2:B:274:PHE:HE2	2:B:348:VAL:HG21	1.76	0.51
1:C:955:THR:HG23	1:C:958:LEU:HB2	1.91	0.51
1:A:644:PHE:HE2	1:A:677:LEU:HD12	1.75	0.51
1:C:996:MET:HB2	1:C:997:ASN:ND2	2.26	0.51

Continued on next page...

Continued from previous page...

Atom-1	Atom-2	Interatomic distance (Å)	Clash overlap (Å)
1:A:829:ILE:HD11	1:A:950:TYR:OH	2.10	0.51
1:C:752:CYS:HB2	1:C:964:HIS:CE1	2.46	0.51
5:J:11:DG:H2''	5:J:12:DT:C5'	2.41	0.51
2:D:229:ARG:HH12	2:D:280:GLU:HG3	1.75	0.51
2:D:258:ILE:HD13	2:D:284:ARG:NH1	2.23	0.51
4:F:3:DC:C6	4:F:3:DC:H5'	2.45	0.51
1:C:538:TRP:CZ3	1:C:709:LEU:HD13	2.46	0.51
1:A:611:PHE:HB2	1:A:720:PHE:HD1	1.75	0.51
2:D:21:LEU:HD23	2:D:30:LEU:HA	1.92	0.51
2:D:80:PHE:CD1	2:D:144:VAL:HG11	2.46	0.51
2:D:81:GLU:HA	2:D:88:GLU:OE2	2.09	0.51
2:D:148:ARG:N	2:D:149:GLY:HA2	2.25	0.51
4:F:2:DT:H2''	4:F:3:DC:C6	2.46	0.51
1:A:692:ALA:HA	2:B:100:ASN:ND2	2.25	0.51
1:A:651:ILE:HG13	1:A:652:ARG:N	2.26	0.51
1:C:651:ILE:HG13	1:C:652:ARG:N	2.26	0.51
1:C:926:ASP:OD1	1:C:926:ASP:N	2.40	0.51
1:C:688:GLU:OE2	2:D:16:GLN:NE2	2.44	0.51
1:A:628:LYS:HB2	1:A:1002:LYS:HG2	1.93	0.51
2:B:306:GLN:CD	2:B:306:GLN:H	2.14	0.51
2:B:207:HIS:ND1	2:B:207:HIS:O	2.44	0.51
2:D:219:LEU:HD11	2:D:256:LEU:HB3	1.93	0.51
1:A:563:SER:OG	1:A:565:ASP:OD1	2.29	0.51
2:B:326:THR:CG2	2:B:347:GLN:HE21	2.23	0.51
3:E:8:DC:H42	4:F:7:DA:N6	2.09	0.51
2:D:86:LYS:NZ	2:D:110:SER:OG	2.29	0.51
1:A:540:PRO:HD2	1:A:707:SER:HA	1.93	0.51
2:D:142:LEU:HD12	2:D:154:VAL:O	2.11	0.51
2:D:318:PHE:CE1	2:D:330:ALA:HB3	2.45	0.51
1:A:1026:GLU:HG2	1:A:1029:LYS:N	2.21	0.50
1:C:739:GLY:HA2	1:C:803:ALA:HB3	1.93	0.50
1:A:765:LEU:O	1:A:766:HIS:ND1	2.44	0.50
1:C:670:SER:HA	3:E:3:DC:H4'	1.93	0.50
1:A:931:TYR:CE2	1:A:966:PRO:HD3	2.46	0.50
2:B:278:GLN:NE2	2:B:282:GLN:HE22	2.08	0.50
1:A:992:ARG:HD2	1:A:996:MET:CE	2.41	0.50
1:C:562:VAL:HG23	1:C:569:ALA:HB3	1.92	0.50
2:B:131:GLY:HA3	2:B:132:ASP:C	2.32	0.50
2:B:30:LEU:HD22	2:B:46:PHE:HD2	1.76	0.50
1:A:649:ILE:HG23	1:A:663:PHE:HB3	1.93	0.50
4:G:2:DT:H2''	4:G:3:DC:C6	2.46	0.50

Continued on next page...

Continued from previous page...

Atom-1	Atom-2	Interatomic distance (Å)	Clash overlap (Å)
1:C:700:GLU:O	1:C:704:MET:HB2	2.11	0.50
1:A:951:ASP:OD1	1:A:951:ASP:N	2.42	0.50
4:G:27:DA:H61	5:I:4:DC:N4	2.05	0.50
4:F:2:DT:C5	4:F:3:DC:N4	2.79	0.50
3:E:8:DC:N4	4:F:7:DA:N6	2.59	0.50
1:C:885:VAL:HG21	1:C:905:MET:HE3	1.93	0.50
1:C:512:GLY:HA2	1:C:513:ARG:C	2.32	0.50
2:D:219:LEU:HD12	2:D:220:GLY:H	1.77	0.50
1:C:773:ASP:OD1	1:C:773:ASP:N	2.45	0.50
1:A:697:VAL:O	1:A:700:GLU:HB2	2.11	0.50
2:B:69:LEU:HD12	2:B:70:PRO:HD2	1.94	0.50
2:B:66:SER:HB3	2:B:123:ARG:HA	1.92	0.50
1:C:869:MET:CG	1:C:870:ARG:H	2.25	0.50
2:B:151:THR:HG22	2:B:187:LEU:HD11	1.92	0.50
2:B:83:GLN:O	2:B:87:PRO:HG3	2.12	0.50
1:A:864:LYS:O	1:A:865:LEU:HD23	2.12	0.50
1:C:721:ARG:HH21	1:C:723:PHE:HE1	1.60	0.50
2:B:258:ILE:HA	2:B:277:TYR:O	2.12	0.50
5:J:3:DT:H2'	5:J:4:DC:C6	2.47	0.50
1:C:871:MET:HG3	1:C:875:TYR:HD2	1.77	0.50
4:G:7:DA:N6	3:H:8:DC:N4	2.60	0.50
1:A:850:ARG:NE	2:D:346:TYR:OH	2.44	0.50
5:I:9:DC:C4	5:I:10:DT:C4	2.99	0.49
1:C:731:GLU:HB3	5:J:16:DA:OP1	2.12	0.49
5:J:15:DT:C2'	5:J:16:DA:H8	2.25	0.49
1:A:615:VAL:HG22	1:A:646:ILE:HG12	1.93	0.49
2:D:118:ARG:NH1	4:F:29:DA:O3'	2.44	0.49
5:J:8:DC:H2''	5:J:9:DC:H6	1.77	0.49
2:D:69:LEU:CD1	2:D:70:PRO:HD2	2.42	0.49
1:C:832:ASP:HB3	1:C:837:VAL:HG21	1.94	0.49
1:A:826:PHE:HD2	1:A:905:MET:HE1	1.76	0.49
1:A:857:LYS:HE3	2:D:314:SER:HA	1.93	0.49
2:D:326:THR:CG2	2:D:347:GLN:HE21	2.25	0.49
2:B:157:GLY:HA3	2:B:207:HIS:NE2	2.27	0.49
5:I:3:DT:H2'	5:I:4:DC:C6	2.48	0.49
1:A:512:GLY:HA2	1:A:513:ARG:HB3	1.93	0.49
2:B:66:SER:CB	2:B:124:CYS:H	2.24	0.49
1:A:688:GLU:OE1	2:B:73:ARG:HD3	2.13	0.49
2:D:15:VAL:HG21	2:D:345:PHE:HZ	1.77	0.49
1:A:730:ASP:HB2	5:I:16:DA:OP1	2.13	0.49
1:A:1006:LEU:HA	1:A:1009:ILE:HD12	1.94	0.49

Continued on next page...

Continued from previous page...

Atom-1	Atom-2	Interatomic distance (Å)	Clash overlap (Å)
1:A:898:ARG:O	1:A:902:LEU:HB2	2.11	0.49
1:C:749:CYS:SG	1:C:964:HIS:CD2	3.05	0.49
1:A:828:LYS:HD3	1:A:949:ARG:NH2	2.27	0.49
1:C:557:LEU:HD12	1:C:557:LEU:H	1.78	0.49
1:C:896:GLU:CD	1:C:896:GLU:H	2.15	0.49
1:C:555:ASP:N	1:C:555:ASP:OD1	2.46	0.49
1:A:487:LEU:HD21	1:A:526:GLU:OE2	2.12	0.49
1:A:865:LEU:HB3	1:A:875:TYR:CE1	2.48	0.48
1:A:981:GLU:O	1:A:985:SER:N	2.44	0.48
1:C:1021:LEU:HD12	1:C:1021:LEU:N	2.28	0.48
1:A:752:CYS:SG	1:A:753:ASP:N	2.85	0.48
1:C:814:ASP:OD1	1:C:815:ALA:N	2.45	0.48
1:C:918:THR:O	1:C:974:SER:HB3	2.13	0.48
2:D:113:SER:O	2:D:120:VAL:HA	2.13	0.48
1:A:511:SER:O	1:A:511:SER:OG	2.29	0.48
2:D:83:GLN:H	2:D:87:PRO:HG3	1.79	0.48
1:A:1013:HIS:O	1:A:1016:TYR:N	2.45	0.48
4:G:3:DC:C6	4:G:4:DT:H72	2.48	0.48
1:A:814:ASP:OD1	1:A:815:ALA:N	2.46	0.48
2:B:142:LEU:HD12	2:B:154:VAL:O	2.11	0.48
1:C:649:ILE:HG23	1:C:663:PHE:HB3	1.94	0.48
2:B:102:LEU:HD23	2:B:137:ARG:CA	2.44	0.48
1:C:996:MET:HB2	1:C:997:ASN:HD22	1.79	0.48
2:B:81:GLU:CG	2:B:82:ALA:H	2.25	0.48
1:A:760:SER:CA	1:A:954:ILE:HD11	2.43	0.48
2:B:127:LYS:HE2	2:B:188:GLU:HA	1.94	0.48
1:C:872:ASN:HA	4:F:15:DG:N7	2.29	0.48
2:B:43:THR:HG22	2:B:45:ILE:H	1.79	0.48
2:B:73:ARG:HH21	2:B:96:ARG:CD	2.26	0.48
1:C:644:PHE:HE2	1:C:677:LEU:HD12	1.78	0.48
1:C:760:SER:HA	1:C:954:ILE:HD13	1.96	0.48
2:B:183:TYR:HA	2:B:193:THR:O	2.13	0.48
2:D:252:LEU:HD12	2:D:253:HIS:H	1.78	0.48
1:C:996:MET:O	3:H:6:DT:H5"	2.13	0.48
2:D:234:ILE:HD12	2:D:251:ILE:HD12	1.95	0.48
1:A:619:CYS:HB2	1:A:642:PHE:CD2	2.48	0.48
1:C:748:ILE:HG22	1:C:956:ASN:OD1	2.13	0.48
1:A:931:TYR:HE2	1:A:966:PRO:HD3	1.79	0.48
1:A:740:LEU:HA	1:A:740:LEU:HD23	1.40	0.47
4:G:7:DA:N6	3:H:8:DC:H42	2.12	0.47
1:C:942:LEU:HD22	1:C:950:TYR:HE2	1.79	0.47

Continued on next page...

Continued from previous page...

Atom-1	Atom-2	Interatomic distance (Å)	Clash overlap (Å)
1:C:942:LEU:HD22	1:C:950:TYR:CE2	2.48	0.47
2:D:33:GLN:NE2	2:D:37:PRO:HA	2.29	0.47
1:A:864:LYS:HB3	1:C:630:GLY:O	2.13	0.47
2:B:73:ARG:HH21	2:B:96:ARG:HD2	1.80	0.47
2:B:202:ASP:OD1	2:B:203:GLY:N	2.47	0.47
1:C:651:ILE:O	1:C:660:ILE:N	2.40	0.47
1:A:635:VAL:HG23	1:A:636:PRO:HD2	1.96	0.47
1:A:645:THR:OG1	1:A:674:CYS:HA	2.14	0.47
1:C:748:ILE:HG23	1:C:756:ARG:HE	1.79	0.47
1:A:632:GLY:HA2	1:C:860:ARG:HH12	1.80	0.47
1:A:613:VAL:N	1:A:721:ARG:O	2.47	0.47
2:D:83:GLN:N	2:D:87:PRO:HG3	2.29	0.47
1:A:832:ASP:OD2	1:A:949:ARG:NH1	2.48	0.47
1:C:670:SER:HB3	1:C:672:LEU:H	1.80	0.47
2:B:132:ASP:O	2:B:192:CYS:HB2	2.15	0.47
1:C:829:ILE:HD11	1:C:950:TYR:OH	2.14	0.47
1:C:771:SER:O	1:C:775:ASN:ND2	2.44	0.47
1:A:746:THR:HB	1:A:795:ARG:HH12	1.78	0.47
1:C:586:LEU:O	1:C:589:LEU:N	2.48	0.47
4:F:25:DC:H2"	4:F:26:DC:C6	2.49	0.47
1:A:701:ARG:HE	1:A:701:ARG:HB3	1.50	0.47
2:B:256:LEU:HA	2:B:256:LEU:HD12	1.39	0.47
5:I:8:DC:H2"	5:I:9:DC:H6	1.80	0.47
1:A:830:PHE:CZ	1:A:885:VAL:HG22	2.50	0.47
1:A:885:VAL:HG21	1:A:905:MET:HG2	1.97	0.47
2:D:233:LEU:O	2:D:252:LEU:HB3	2.15	0.47
2:B:93:HIS:HA	2:B:94:GLY:HA2	1.55	0.47
1:A:731:GLU:OE2	1:A:957:TYR:OH	2.25	0.47
1:C:994:ARG:O	1:C:994:ARG:HG2	2.15	0.47
2:D:292:LEU:N	2:D:292:LEU:HD12	2.29	0.47
2:B:212:ARG:HD3	2:B:269:HIS:CG	2.50	0.47
1:A:865:LEU:HB3	1:A:875:TYR:HE1	1.79	0.46
4:F:25:DC:N3	5:J:7:DG:N2	2.55	0.46
4:F:27:DA:C6	4:F:28:DG:C6	3.03	0.46
4:F:25:DC:C2	5:J:7:DG:N2	2.83	0.46
1:C:488:ALA:O	1:C:492:ASN:HB2	2.15	0.46
1:C:573:SER:C	1:C:574:ARG:HG2	2.35	0.46
2:B:24:LEU:HD23	2:B:90:TYR:CD2	2.50	0.46
1:C:999:ARG:HE	1:C:1004:PHE:CB	2.29	0.46
1:C:958:LEU:HA	1:C:958:LEU:HD12	1.78	0.46
2:B:147:SER:OG	2:B:239:GLU:HA	2.16	0.46

Continued on next page...

Continued from previous page...

Atom-1	Atom-2	Interatomic distance (Å)	Clash overlap (Å)
1:A:877:ARG:NE	3:H:2:DA:OP2	2.49	0.46
1:A:485:VAL:HG22	1:A:1024:PHE:CD2	2.50	0.46
1:A:496:SER:HB3	1:A:499:GLN:HB2	1.96	0.46
1:A:992:ARG:HD2	1:A:996:MET:HE1	1.96	0.46
1:C:615:VAL:HG22	1:C:646:ILE:HG12	1.97	0.46
2:D:200:LEU:HD12	2:D:200:LEU:N	2.30	0.46
2:B:233:LEU:HB2	2:B:255:GLY:HA3	1.97	0.46
1:A:912:LYS:HA	1:A:915:TRP:CZ3	2.50	0.46
1:C:835:GLY:HA3	1:C:851:TRP:CE2	2.50	0.46
2:B:281:THR:OG1	2:B:282:GLN:N	2.48	0.46
2:B:75:PRO:HG2	2:B:77:ILE:CD1	2.46	0.46
1:A:651:ILE:HG13	1:A:652:ARG:H	1.80	0.46
1:A:598:ARG:HD3	1:A:598:ARG:N	2.30	0.46
1:A:670:SER:HA	3:H:3:DC:H4'	1.98	0.46
1:C:538:TRP:CZ2	1:C:709:LEU:HD13	2.51	0.46
1:A:486:CYS:SG	1:A:522:LEU:HD21	2.56	0.46
2:D:75:PRO:HG2	2:D:77:ILE:CD1	2.46	0.46
1:A:573:SER:C	1:A:574:ARG:HG2	2.36	0.46
1:A:546:SER:O	1:A:577:ARG:NH2	2.48	0.46
3:H:13:DG:H2''	3:H:14:DA:H8	1.80	0.46
2:B:242:LEU:HA	2:B:243:GLY:HA2	1.70	0.46
2:B:153:CYS:O	2:B:184:LEU:HA	2.16	0.46
1:A:882:ARG:O	1:A:886:GLU:HG3	2.16	0.46
1:C:860:ARG:HE	1:C:866:LYS:CE	2.29	0.46
1:C:529:LEU:HD13	1:C:1021:LEU:HD11	1.98	0.46
1:A:590:GLU:HA	1:A:593:ILE:HG22	1.98	0.46
1:A:964:HIS:O	1:A:968:ILE:HG13	2.16	0.46
2:B:3:LEU:HA	2:B:347:GLN:O	2.17	0.45
1:C:587:LYS:HE3	1:C:712:SER:O	2.16	0.45
2:B:127:LYS:NZ	2:B:188:GLU:OE1	2.46	0.45
1:C:822:ASN:HD21	1:C:961:THR:HG21	1.82	0.45
2:D:288:THR:HG23	2:D:301:SER:HA	1.97	0.45
1:C:517:GLN:HB3	1:C:521:THR:HG21	1.99	0.45
5:I:15:DT:H2''	5:I:16:DA:H8	1.81	0.45
1:A:496:SER:HB3	1:A:499:GLN:CB	2.46	0.45
4:G:2:DT:C7	4:G:3:DC:H41	2.28	0.45
5:J:11:DG:C5	5:J:12:DT:C4	3.04	0.45
2:B:93:HIS:HB2	2:B:106:LEU:HA	1.98	0.45
5:I:11:DG:H2''	5:I:12:DT:H5''	1.98	0.45
2:D:150:LYS:NZ	2:D:240:LEU:HB3	2.32	0.45
1:C:1000:GLN:HE21	4:G:12:DT:C4'	2.29	0.45

Continued on next page...

Continued from previous page...

Atom-1	Atom-2	Interatomic distance (Å)	Clash overlap (Å)
2:D:41:CYS:HB3	2:D:46:PHE:HE1	1.81	0.45
1:A:931:TYR:CE2	1:A:965:VAL:HB	2.52	0.45
2:D:69:LEU:HD12	2:D:69:LEU:HA	1.32	0.45
1:A:789:GLU:OE2	1:A:797:ARG:NH1	2.49	0.45
2:B:1:MET:SD	2:B:350:PHE:HA	2.56	0.45
2:D:76:ALA:HB2	2:D:140:HIS:O	2.17	0.45
2:B:266:ILE:HG22	2:B:325:GLY:CA	2.41	0.45
4:F:28:DG:C6	4:F:29:DA:N6	2.84	0.45
2:B:268:TYR:HD1	2:B:269:HIS:ND1	2.15	0.45
2:B:233:LEU:HD23	2:B:234:ILE:N	2.31	0.45
2:D:69:LEU:HD12	2:D:70:PRO:CD	2.46	0.45
3:H:14:DA:H5'	3:H:14:DA:H8	1.81	0.45
1:C:731:GLU:OE2	1:C:960:LYS:NZ	2.38	0.45
5:J:12:DT:C2	5:J:13:DC:C4	3.05	0.45
1:C:562:VAL:HG13	1:C:562:VAL:O	2.17	0.45
1:A:747:TYR:OH	1:A:796:ASP:HA	2.16	0.45
1:C:579:ASP:OD1	1:C:579:ASP:N	2.49	0.45
1:A:1025:MET:HG3	1:A:1026:GLU:H	1.81	0.45
2:D:188:GLU:HG3	2:D:189:PHE:HA	1.99	0.45
1:C:583:VAL:HG12	1:C:709:LEU:HD21	1.98	0.45
2:B:346:TYR:OH	1:C:850:ARG:NH1	2.47	0.45
2:D:266:ILE:HG12	2:D:325:GLY:CA	2.47	0.45
1:A:649:ILE:CG2	1:A:663:PHE:HB3	2.46	0.45
1:A:649:ILE:HD12	1:A:650:SER:H	1.81	0.45
2:B:167:ARG:NH2	2:B:172:TRP:O	2.49	0.45
1:C:810:GLN:HE21	1:C:971:ARG:NH2	2.14	0.45
2:D:61:SER:O	2:D:121:THR:HA	2.16	0.45
1:A:783:ARG:O	2:B:67:SER:HB2	2.17	0.45
1:C:1028:HIS:O	1:C:1029:LYS:HG2	2.16	0.45
2:B:140:HIS:HB3	2:B:157:GLY:O	2.16	0.45
4:G:29:DA:H2'	4:G:30:DT:H72	1.99	0.45
1:C:911:MET:HB2	1:C:931:TYR:HE1	1.80	0.45
1:A:696:PRO:HD3	2:B:172:TRP:CZ3	2.51	0.45
1:C:658:ASP:N	1:C:658:ASP:OD1	2.49	0.45
4:G:28:DG:C2	4:G:29:DA:C6	3.04	0.45
1:C:954:ILE:HG22	1:C:955:THR:O	2.17	0.45
2:D:233:LEU:O	2:D:234:ILE:HD13	2.17	0.44
1:C:589:LEU:HD23	1:C:589:LEU:HA	1.59	0.44
1:A:598:ARG:NH1	1:A:604:ASP:OD1	2.50	0.44
3:H:3:DC:C5	3:H:4:DA:N6	2.85	0.44
1:C:628:LYS:HE2	1:C:1005:GLU:OE2	2.17	0.44

Continued on next page...

Continued from previous page...

Atom-1	Atom-2	Interatomic distance (Å)	Clash overlap (Å)
5:J:7:DG:H2'	5:J:8:DC:C6	2.52	0.44
2:B:148:ARG:N	2:B:149:GLY:HA2	2.32	0.44
1:C:645:THR:OG1	1:C:674:CYS:HA	2.17	0.44
2:B:84:ASP:CG	2:B:85:GLY:HA2	2.38	0.44
5:I:8:DC:H2''	5:I:9:DC:C6	2.51	0.44
1:A:575:ARG:NH2	2:B:169:THR:O	2.51	0.44
2:B:231:SER:O	2:B:255:GLY:N	2.47	0.44
2:D:84:ASP:HA	2:D:85:GLY:HA2	1.52	0.44
1:A:612:THR:O	1:A:649:ILE:HD12	2.18	0.44
1:A:676:PRO:HG3	1:A:1013:HIS:CG	2.53	0.44
2:D:328:LEU:HD11	2:D:345:PHE:HD1	1.82	0.44
1:C:590:GLU:HG3	1:C:713:VAL:HG23	1.99	0.44
1:C:742:ALA:HA	1:C:743:SER:HA	1.75	0.44
5:I:15:DT:H2'	5:I:15:DT:H6	1.60	0.44
1:A:536:PHE:CD2	1:A:583:VAL:HG21	2.52	0.44
5:J:15:DT:H2'	5:J:16:DA:H8	1.83	0.44
2:D:118:ARG:HH12	4:F:30:DT:P	2.41	0.44
2:D:14:LEU:HD13	2:D:46:PHE:HE2	1.81	0.44
1:A:538:TRP:HZ3	1:A:704:MET:HG3	1.81	0.44
2:D:93:HIS:HA	2:D:94:GLY:HA2	1.59	0.44
2:B:168:THR:HG22	2:B:170:GLN:H	1.82	0.44
1:C:897:ARG:HD2	1:C:945:MET:HE2	1.98	0.44
2:D:204:GLN:HB3	2:D:223:ILE:HG12	1.99	0.44
1:C:968:ILE:HG21	1:C:968:ILE:HD13	1.58	0.44
5:J:7:DG:H2''	5:J:8:DC:O4'	2.17	0.44
1:A:678:CYS:C	1:A:679:LEU:HD12	2.37	0.44
2:B:5:PRO:HA	2:B:346:TYR:HD1	1.82	0.44
3:E:3:DC:C4	3:E:4:DA:N6	2.86	0.44
1:C:862:LYS:O	1:C:863:MET:HB2	2.18	0.44
2:B:331:ILE:HG22	2:B:332:PRO:O	2.18	0.44
2:D:242:LEU:HA	2:D:243:GLY:HA2	1.57	0.44
2:B:155:LEU:HA	2:B:155:LEU:HD12	1.76	0.44
1:C:653:LEU:HB3	1:C:654:GLU:HA	2.00	0.44
2:B:9:VAL:HG12	2:B:55:LEU:O	2.18	0.44
2:D:67:SER:O	2:D:124:CYS:HB2	2.18	0.44
2:D:78:ALA:HB2	2:D:142:LEU:O	2.17	0.44
1:C:814:ASP:OD2	1:C:817:HIS:ND1	2.33	0.44
2:D:226:SER:HG	2:D:228:CYS:HG	1.62	0.44
1:C:673:SER:O	1:C:673:SER:OG	2.34	0.44
4:G:24:DG:H2''	4:G:25:DC:H5'	1.99	0.43
2:D:150:LYS:HZ3	2:D:240:LEU:HB3	1.82	0.43

Continued on next page...

Continued from previous page...

Atom-1	Atom-2	Interatomic distance (Å)	Clash overlap (Å)
1:C:877:ARG:NE	3:E:2:DA:OP2	2.47	0.43
1:A:931:TYR:CD2	1:A:966:PRO:HG3	2.47	0.43
1:C:592:ASP:OD1	1:C:1023:LYS:NZ	2.37	0.43
2:D:147:SER:OG	2:D:240:LEU:HB2	2.18	0.43
2:B:65:ASN:HB3	2:B:123:ARG:NH1	2.32	0.43
1:C:626:SER:O	1:C:994:ARG:NH2	2.51	0.43
1:C:680:MET:HB3	1:C:682:VAL:HG23	2.00	0.43
2:D:114:ARG:HA	2:D:119:LYS:O	2.18	0.43
1:A:727:THR:HG22	1:A:812:THR:HG21	2.00	0.43
1:A:489:ILE:HD12	1:A:489:ILE:HA	1.70	0.43
2:B:274:PHE:N	2:B:274:PHE:CD1	2.86	0.43
1:A:1019:LYS:O	1:A:1022:GLN:N	2.51	0.43
1:C:931:TYR:CE2	1:C:965:VAL:HB	2.53	0.43
4:F:2:DT:H2''	4:F:3:DC:H5'	2.01	0.43
2:B:78:ALA:HB2	2:B:142:LEU:O	2.19	0.43
1:A:825:GLU:O	1:A:828:LYS:N	2.50	0.43
2:B:68:TYR:N	2:B:68:TYR:CD1	2.86	0.43
2:D:183:TYR:HA	2:D:193:THR:O	2.18	0.43
2:B:81:GLU:CG	2:B:82:ALA:N	2.81	0.43
1:C:860:ARG:HD3	1:C:860:ARG:HA	1.92	0.43
5:I:10:DT:H2''	5:I:11:DG:C8	2.54	0.43
2:D:182:VAL:HG23	2:D:195:HIS:HB2	1.99	0.43
2:B:274:PHE:N	2:B:274:PHE:HD1	2.15	0.43
3:E:3:DC:C5	3:E:4:DA:N6	2.87	0.43
1:A:1006:LEU:HD23	1:A:1006:LEU:HA	1.46	0.43
1:A:997:ASN:N	1:A:997:ASN:OD1	2.51	0.43
2:D:45:ILE:CD1	2:D:109:LEU:HD11	2.48	0.43
1:C:497:CYS:HB2	3:H:7:DG:OP2	2.18	0.43
2:D:100:ASN:O	2:D:101:GLU:HG3	2.19	0.43
2:D:58:ARG:HH22	5:J:6:DG:H4'	1.83	0.43
2:B:107:TYR:CD1	2:B:126:GLU:HB2	2.54	0.43
1:A:877:ARG:HH21	1:A:916:ARG:HH21	1.67	0.43
3:H:3:DC:C4	3:H:4:DA:N6	2.86	0.43
2:D:222:HIS:HB2	2:D:259:THR:HG21	2.00	0.43
2:D:322:LEU:N	2:D:322:LEU:HD23	2.34	0.43
1:C:873:GLY:N	4:F:15:DG:O6	2.50	0.43
2:B:10:ASN:HD21	2:B:56:LYS:NZ	2.16	0.43
2:D:274:PHE:CZ	2:D:348:VAL:HG21	2.54	0.43
2:D:150:LYS:CE	2:D:240:LEU:HB3	2.48	0.43
1:A:538:TRP:N	1:A:538:TRP:CD1	2.86	0.43
2:D:328:LEU:HD11	2:D:345:PHE:CD1	2.54	0.43

Continued on next page...

Continued from previous page...

Atom-1	Atom-2	Interatomic distance (Å)	Clash overlap (Å)
1:C:882:ARG:HE	1:C:902:LEU:HD21	1.84	0.43
2:D:182:VAL:HG13	2:D:197:LEU:HD11	2.01	0.43
5:J:15:DT:H2'	5:J:16:DA:C8	2.54	0.43
1:A:587:LYS:NZ	1:A:712:SER:O	2.50	0.43
1:C:806:PHE:N	1:C:806:PHE:CD1	2.87	0.43
1:A:607:CYS:SG	1:A:653:LEU:HB2	2.59	0.43
5:J:11:DG:H2'	5:J:12:DT:C6	2.54	0.43
1:A:538:TRP:CZ3	1:A:704:MET:HG3	2.54	0.43
1:C:534:HIS:ND1	1:C:587:LYS:HG2	2.33	0.43
2:D:258:ILE:HA	2:D:258:ILE:HD12	1.79	0.43
2:D:283:LYS:NZ	2:D:311:ILE:O	2.43	0.43
1:C:628:LYS:HE3	1:C:1000:GLN:HG3	2.01	0.42
1:A:748:ILE:H	1:A:748:ILE:HG13	1.57	0.42
1:C:869:MET:HG3	1:C:870:ARG:N	2.31	0.42
2:D:146:ASN:O	2:D:214:ASP:HB3	2.19	0.42
2:D:273:ILE:HD13	2:D:273:ILE:HA	1.79	0.42
4:G:12:DT:C2'	4:G:13:DG:C8	3.01	0.42
2:D:21:LEU:HD12	2:D:320:GLY:HA3	2.00	0.42
1:A:1001:SER:O	1:A:1005:GLU:HB3	2.19	0.42
2:B:113:SER:OG	2:B:121:THR:OG1	2.19	0.42
2:D:58:ARG:HH12	5:J:6:DG:H5'	1.85	0.42
2:D:212:ARG:HB2	2:D:269:HIS:ND1	2.34	0.42
5:J:12:DT:C4	5:J:13:DC:N4	2.87	0.42
2:D:77:ILE:HG23	2:D:90:TYR:HD1	1.85	0.42
2:D:115:GLY:O	2:D:119:LYS:HB3	2.19	0.42
2:B:336:ASN:OD1	2:B:337:PRO:HA	2.19	0.42
1:C:710:ILE:HG23	1:C:717:LEU:HG	2.00	0.42
1:C:676:PRO:HG3	1:C:1013:HIS:HB3	2.00	0.42
1:C:763:MET:SD	1:C:939:ALA:HB1	2.59	0.42
1:C:838:TYR:OH	1:C:897:ARG:HG3	2.19	0.42
1:C:713:VAL:CG1	1:C:718:ARG:HG3	2.49	0.42
2:D:69:LEU:HD11	2:D:107:TYR:CE1	2.54	0.42
1:C:955:THR:HG23	1:C:958:LEU:H	1.84	0.42
2:B:143:SER:HB3	2:B:211:ALA:HB2	2.01	0.42
1:A:635:VAL:HG12	1:A:1002:LYS:HZ2	1.84	0.42
1:C:897:ARG:O	1:C:900:ALA:N	2.53	0.42
2:B:222:HIS:HB2	2:B:259:THR:HG21	2.01	0.42
1:A:742:ALA:HA	1:A:743:SER:HA	1.80	0.42
2:B:87:PRO:HA	2:B:88:GLU:HA	1.65	0.42
2:B:29:TYR:HA	2:B:46:PHE:O	2.19	0.42
5:J:12:DT:N3	5:J:13:DC:N4	2.68	0.42

Continued on next page...

Continued from previous page...

Atom-1	Atom-2	Interatomic distance (Å)	Clash overlap (Å)
1:C:1013:HIS:O	1:C:1016:TYR:N	2.52	0.42
2:B:163:PRO:HD2	2:B:166:GLU:OE2	2.19	0.42
2:B:273:ILE:HG23	2:B:273:ILE:HD12	1.78	0.42
5:I:7:DG:H2"	5:I:8:DC:O4'	2.19	0.42
1:C:708:ARG:HG2	1:C:721:ARG:HG2	2.02	0.42
3:E:13:DG:H2"	3:E:14:DA:H8	1.85	0.42
1:C:573:SER:O	1:C:574:ARG:HG2	2.19	0.42
5:J:8:DC:H2"	5:J:9:DC:C6	2.54	0.42
1:C:575:ARG:NH2	2:D:169:THR:O	2.53	0.42
2:D:21:LEU:HA	2:D:21:LEU:HD23	1.74	0.42
2:D:34:LYS:HE2	2:D:34:LYS:HB2	1.70	0.42
1:C:891:LEU:HA	1:C:891:LEU:HD23	1.79	0.42
2:B:197:LEU:HD23	2:B:197:LEU:HA	1.77	0.42
1:C:860:ARG:HE	1:C:866:LYS:CD	2.31	0.42
1:C:865:LEU:HA	1:C:865:LEU:HD23	1.69	0.42
1:A:573:SER:O	1:A:574:ARG:HG2	2.20	0.42
1:A:912:LYS:HA	1:A:915:TRP:CH2	2.55	0.42
1:A:996:MET:O	3:E:6:DT:H5"	2.20	0.42
1:C:623:GLY:O	1:C:625:VAL:HG23	2.20	0.42
3:H:10:DA:C5	3:H:11:DC:C4	3.07	0.41
1:C:999:ARG:HG2	1:C:1004:PHE:HB2	2.02	0.41
2:D:218:PHE:O	2:D:233:LEU:HG	2.20	0.41
2:B:150:LYS:HG2	2:B:240:LEU:HD22	2.02	0.41
1:C:752:CYS:SG	1:C:753:ASP:N	2.93	0.41
1:C:865:LEU:HB3	1:C:875:TYR:CE1	2.46	0.41
1:C:558:SER:O	2:D:173:ASN:HB2	2.20	0.41
1:C:793:GLU:N	1:C:793:GLU:OE1	2.52	0.41
2:B:22:LEU:HA	2:B:22:LEU:HD23	1.87	0.41
1:A:620:ASP:HB2	1:A:983:ASN:ND2	2.35	0.41
2:B:212:ARG:HG2	2:B:213:GLN:HB2	2.02	0.41
1:A:942:LEU:HD22	1:A:950:TYR:HE2	1.85	0.41
1:A:735:ARG:NH1	1:A:743:SER:HA	2.34	0.41
2:B:152:ALA:HB2	2:B:240:LEU:HD21	2.02	0.41
2:B:318:PHE:CE1	2:B:330:ALA:HB3	2.55	0.41
1:C:495:LEU:HD23	1:C:495:LEU:HA	1.85	0.41
2:B:232:ARG:HG3	2:B:234:ILE:CD1	2.49	0.41
1:A:692:ALA:HA	2:B:100:ASN:HD22	1.84	0.41
1:A:935:SER:HB2	1:A:962:LEU:HD22	2.02	0.41
4:G:15:DG:H3'	4:G:16:DT:H5"	2.02	0.41
1:A:502:LYS:NZ	1:C:492:ASN:O	2.52	0.41
2:D:179:PRO:HA	2:D:180:PRO:HD3	1.84	0.41

Continued on next page...

Continued from previous page...

Atom-1	Atom-2	Interatomic distance (Å)	Clash overlap (Å)
2:B:322:LEU:N	2:B:322:LEU:HD23	2.35	0.41
2:D:140:HIS:ND1	2:D:140:HIS:N	2.65	0.41
1:A:513:ARG:HH22	1:C:480:GLY:N	2.19	0.41
1:A:956:ASN:HB2	5:I:15:DT:OP1	2.21	0.41
2:B:69:LEU:CD1	2:B:70:PRO:HD2	2.50	0.41
4:G:2:DT:H2"	4:G:3:DC:H5'	2.02	0.41
4:G:5:DG:O6	3:H:10:DA:N6	2.53	0.41
2:B:115:GLY:O	2:B:119:LYS:HB3	2.20	0.41
1:C:590:GLU:CG	1:C:713:VAL:HG23	2.50	0.41
2:D:153:CYS:O	2:D:184:LEU:HA	2.20	0.41
1:C:613:VAL:N	1:C:721:ARG:O	2.49	0.41
2:D:49:ARG:NH1	5:J:7:DG:OP1	2.53	0.41
1:C:912:LYS:N	1:C:913:PRO:CD	2.84	0.41
2:D:324:LYS:HD2	2:D:324:LYS:HA	1.95	0.41
2:D:148:ARG:NH2	2:D:241:LEU:HG	2.36	0.41
2:B:49:ARG:HH21	2:B:58:ARG:HD2	1.84	0.41
2:B:69:LEU:HA	2:B:69:LEU:HD12	1.22	0.41
1:C:870:ARG:HD3	5:J:16:DA:C2	2.56	0.41
1:A:787:PHE:HB2	1:A:789:GLU:HG2	2.02	0.41
1:A:810:GLN:NE2	1:A:972:ASP:OD2	2.52	0.41
1:A:942:LEU:HD23	1:A:942:LEU:HA	1.81	0.41
1:C:660:ILE:O	1:C:662:ILE:HD12	2.21	0.41
2:B:339:PRO:HB2	2:B:341:GLU:N	2.35	0.41
1:C:795:ARG:CZ	2:D:39:ARG:NH1	2.84	0.41
2:B:169:THR:HG23	2:B:169:THR:H	1.65	0.41
2:D:156:PHE:CG	2:D:157:GLY:N	2.89	0.41
4:G:2:DT:H2"	4:G:3:DC:C5	2.56	0.41
1:A:944:SER:OG	1:A:945:MET:N	2.54	0.41
1:C:806:PHE:CG	1:C:807:MET:N	2.89	0.41
1:C:611:PHE:CB	1:C:720:PHE:HD1	2.33	0.41
1:A:968:ILE:HG21	1:A:968:ILE:HD13	1.81	0.41
2:B:143:SER:HB2	2:B:154:VAL:HG13	2.03	0.40
1:A:672:LEU:HD11	3:H:4:DA:H5"	2.02	0.40
2:B:238:VAL:HG12	2:B:247:LEU:HG	2.02	0.40
1:C:539:GLN:HA	1:C:540:PRO:C	2.40	0.40
1:A:975:ILE:HG21	1:A:975:ILE:HD13	1.78	0.40
2:B:76:ALA:HB2	2:B:140:HIS:O	2.22	0.40
1:C:526:GLU:O	1:C:529:LEU:N	2.52	0.40
1:C:918:THR:HG23	1:C:977:ALA:HB2	2.03	0.40
2:B:24:LEU:HB2	2:B:25:GLU:OE1	2.22	0.40
1:C:508:LYS:HG3	1:C:514:GLN:HB3	2.03	0.40

Continued on next page...

Continued from previous page...

Atom-1	Atom-2	Interatomic distance (Å)	Clash overlap (Å)
1:A:620:ASP:OD2	1:A:984:GLU:HG2	2.21	0.40
5:J:9:DC:C6	5:J:10:DT:C5	3.09	0.40
2:D:14:LEU:HD23	2:D:14:LEU:HA	1.86	0.40
4:G:19:DG:H2''	4:G:20:DA:C8	2.56	0.40
3:E:14:DA:H8	3:E:14:DA:H5'	1.87	0.40
4:F:2:DT:C7	4:F:3:DC:H41	2.34	0.40
2:D:5:PRO:HA	2:D:346:TYR:CD1	2.57	0.40
1:C:649:ILE:CG2	1:C:663:PHE:HB3	2.52	0.40
2:B:262:ILE:HD13	2:B:262:ILE:HG21	1.74	0.40
2:D:9:VAL:HG12	2:D:55:LEU:O	2.20	0.40
2:B:5:PRO:HA	2:B:346:TYR:CD1	2.55	0.40
1:C:590:GLU:O	1:C:594:MET:HG2	2.22	0.40
1:A:530:LEU:HD23	1:A:1014:TRP:CD1	2.56	0.40
1:C:530:LEU:HD11	1:C:1011:LYS:HD2	2.02	0.40
4:G:16:DT:H2''	4:G:17:DA:O5'	2.22	0.40
2:D:326:THR:HG21	2:D:347:GLN:HE21	1.85	0.40
1:C:838:TYR:CD1	1:C:838:TYR:N	2.86	0.40
1:A:739:GLY:HA2	1:A:803:ALA:HB3	2.02	0.40
2:D:281:THR:HG23	2:D:282:GLN:H	1.86	0.40

There are no symmetry-related clashes.

5.3 Torsion angles [i](#)

5.3.1 Protein backbone [i](#)

In the following table, the Percentiles column shows the percent Ramachandran outliers of the chain as a percentile score with respect to all PDB entries followed by that with respect to all EM entries.

The Analysed column shows the number of residues for which the backbone conformation was analysed, and the total number of residues.

Mol	Chain	Analysed	Favoured	Allowed	Outliers	Percentiles	
1	A	548/764 (72%)	523 (95%)	24 (4%)	1 (0%)	52	87
1	C	548/764 (72%)	520 (95%)	28 (5%)	0	100	100
2	B	349/533 (66%)	335 (96%)	12 (3%)	2 (1%)	30	75
2	D	349/533 (66%)	335 (96%)	12 (3%)	2 (1%)	30	75
All	All	1794/2594 (69%)	1713 (96%)	76 (4%)	5 (0%)	50	83

All (5) Ramachandran outliers are listed below:

Mol	Chain	Res	Type
2	D	268	TYR
2	B	268	TYR
2	D	9	VAL
2	B	9	VAL
1	A	834	ILE

5.3.2 Protein sidechains ⓘ

In the following table, the Percentiles column shows the percent sidechain outliers of the chain as a percentile score with respect to all PDB entries followed by that with respect to all EM entries.

The Analysed column shows the number of residues for which the sidechain conformation was analysed, and the total number of residues.

Mol	Chain	Analysed	Rotameric	Outliers	Percentiles	
1	A	489/681 (72%)	469 (96%)	20 (4%)	37	75
1	C	489/681 (72%)	463 (95%)	26 (5%)	28	69
2	B	303/465 (65%)	291 (96%)	12 (4%)	38	76
2	D	303/465 (65%)	289 (95%)	14 (5%)	33	73
All	All	1584/2292 (69%)	1512 (96%)	72 (4%)	38	74

All (72) residues with a non-rotameric sidechain are listed below:

Mol	Chain	Res	Type
1	A	560	TRP
1	A	565	ASP
1	A	586	LEU
1	A	590	GLU
1	A	604	ASP
1	A	648	SER
1	A	649	ILE
1	A	678	CYS
1	A	748	ILE
1	A	751	LEU
1	A	756	ARG
1	A	789	GLU
1	A	813	LEU
1	A	848	ARG
1	A	858	GLN

Continued on next page...

Continued from previous page...

Mol	Chain	Res	Type
1	A	870	ARG
1	A	937	GLN
1	A	984	GLU
1	A	1005	GLU
1	A	1018	SER
2	B	4	GLN
2	B	11	CYS
2	B	48	VAL
2	B	81	GLU
2	B	116	CYS
2	B	166	GLU
2	B	173	ASN
2	B	233	LEU
2	B	249	CYS
2	B	256	LEU
2	B	297	VAL
2	B	302	ARG
1	C	491	VAL
1	C	544	ASN
1	C	560	TRP
1	C	562	VAL
1	C	565	ASP
1	C	567	VAL
1	C	586	LEU
1	C	593	ILE
1	C	595	GLU
1	C	649	ILE
1	C	657	ASP
1	C	658	ASP
1	C	702	LYS
1	C	707	SER
1	C	736	GLU
1	C	749	CYS
1	C	751	LEU
1	C	806	PHE
1	C	813	LEU
1	C	848	ARG
1	C	849	ARG
1	C	860	ARG
1	C	866	LYS
1	C	870	ARG
1	C	975	ILE

Continued on next page...

Continued from previous page...

Mol	Chain	Res	Type
1	C	992	ARG
2	D	1	MET
2	D	16	GLN
2	D	28	VAL
2	D	33	GLN
2	D	132	ASP
2	D	153	CYS
2	D	170	GLN
2	D	175	VAL
2	D	187	LEU
2	D	212	ARG
2	D	231	SER
2	D	281	THR
2	D	286	GLU
2	D	300	GLU

Some sidechains can be flipped to improve hydrogen bonding and reduce clashes. All (16) such sidechains are listed below:

Mol	Chain	Res	Type
1	A	669	ASN
1	A	874	ASN
1	A	964	HIS
1	A	983	ASN
2	B	100	ASN
2	B	170	GLN
2	B	278	GLN
2	B	347	GLN
1	C	629	HIS
1	C	669	ASN
1	C	831	GLN
1	C	910	GLN
1	C	997	ASN
2	D	170	GLN
2	D	213	GLN
2	D	347	GLN

5.3.3 RNA ⓘ

There are no RNA molecules in this entry.

5.4 Non-standard residues in protein, DNA, RNA chains [i](#)

There are no non-standard protein/DNA/RNA residues in this entry.

5.5 Carbohydrates [i](#)

There are no carbohydrates in this entry.

5.6 Ligand geometry [i](#)

Of 6 ligands modelled in this entry, 6 are monoatomic - leaving 0 for Mogul analysis.

There are no bond length outliers.

There are no bond angle outliers.

There are no chirality outliers.

There are no torsion outliers.

There are no ring outliers.

No monomer is involved in short contacts.

5.7 Other polymers [i](#)

There are no such residues in this entry.

5.8 Polymer linkage issues [i](#)

There are no chain breaks in this entry.