



Full wwPDB X-ray Structure Validation Report ⓘ

Feb 1, 2016 – 05:45 PM GMT

PDB ID : 4JCV
Title : Crystal structure of the RecOR complex in an open conformation
Authors : Radzimanowski, J.; McSweeney, S.; Timmins, J.
Deposited on : 2013-02-22
Resolution : 3.34 Å(reported)

This is a Full wwPDB X-ray Structure Validation Report for a publicly released PDB entry.
We welcome your comments at validation@mail.wwpdb.org
A user guide is available at
<http://wwpdb.org/validation/2016/XrayValidationReportHelp>
with specific help available everywhere you see the ⓘ symbol.

The following versions of software and data (see [references ⓘ](#)) were used in the production of this report:

MolProbity : 4.02b-467
Mogul : 1.7 (RC4), CSD as536be (2015)
Xtriage (Phenix) : 1.9-1692
EDS : rb-20026688
Percentile statistics : 20151230.v01 (using entries in the PDB archive December 30th 2015)
Refmac : 5.8.0135
CCP4 : 6.5.0
Ideal geometry (proteins) : Engh & Huber (2001)
Ideal geometry (DNA, RNA) : Parkinson et al. (1996)
Validation Pipeline (wwPDB-VP) : trunk26865

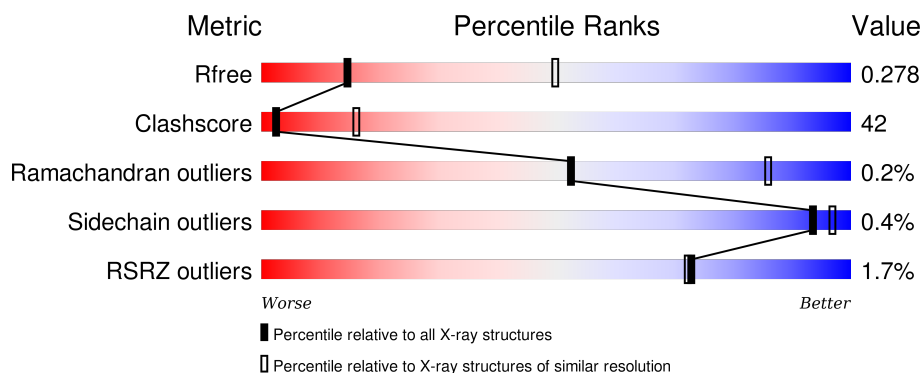
1 Overall quality at a glance

The following experimental techniques were used to determine the structure:

X-RAY DIFFRACTION

The reported resolution of this entry is 3.34 Å.

Percentile scores (ranging between 0-100) for global validation metrics of the entry are shown in the following graphic. The table shows the number of entries on which the scores are based.




Metric	Whole archive (#Entries)	Similar resolution (#Entries, resolution range(Å))
R_{free}	91344	1004 (3.40-3.28)
Clashscore	102246	1072 (3.40-3.28)
Ramachandran outliers	100387	1055 (3.40-3.28)
Sidechain outliers	100360	1054 (3.40-3.28)
RSRZ outliers	91569	1009 (3.40-3.28)

The table below summarises the geometric issues observed across the polymeric chains and their fit to the electron density. The red, orange, yellow and green segments on the lower bar indicate the fraction of residues that contain outliers for ≥ 3 , 2, 1 and 0 types of geometric quality criteria. A grey segment represents the fraction of residues that are not modelled. The numeric value for each fraction is indicated below the corresponding segment, with a dot representing fractions $\leq 5\%$. The upper red bar (where present) indicates the fraction of residues that have poor fit to the electron density. The numeric value is given above the bar.

Mol	Chain	Length	Quality of chain
1	A	241	<div> <div></div> <div>39% 42% 19%</div> </div>
1	B	241	<div> <div></div> <div>42% 39% 19%</div> </div>
1	C	241	<div> <div>%</div> <div>32% 47% 21%</div> </div>
1	D	241	<div> <div>3%</div> <div>32% 50% 19%</div> </div>
2	E	265	<div> <div>%</div> <div>37% 43% 19%</div> </div>

Continued on next page...

Continued from previous page...

Mol	Chain	Length	Quality of chain
2	F	265	 <p>A horizontal bar chart showing the quality of chain F. The bar is divided into four segments: a small red segment at the beginning labeled '3%', followed by a green segment labeled '37%', a yellow segment labeled '43%', and a grey segment at the end labeled '20%'.</p>

2 Entry composition

There are 3 unique types of molecules in this entry. The entry contains 9162 atoms, of which 0 are hydrogens and 0 are deuteriums.

In the tables below, the ZeroOcc column contains the number of atoms modelled with zero occupancy, the AltConf column contains the number of residues with at least one atom in alternate conformation and the Trace column contains the number of residues modelled with at most 2 atoms.

- Molecule 1 is a protein called Recombination protein RecR.

Mol	Chain	Residues	Atoms					ZeroOcc	AltConf	Trace
1	A	196	Total	C	N	O	S	0	0	0
			1484	935	261	281	7			
1	B	196	Total	C	N	O	S	0	0	0
			1484	935	261	281	7			
1	C	191	Total	C	N	O	S	0	0	0
			1444	907	256	274	7			
1	D	196	Total	C	N	O	S	0	0	0
			1479	931	261	280	7			

There are 96 discrepancies between the modelled and reference sequences:

Chain	Residue	Modelled	Actual	Comment	Reference
A	-20	MET	-	EXPRESSION TAG	UNP Q9ZNA2
A	-19	SER	-	EXPRESSION TAG	UNP Q9ZNA2
A	-18	TYR	-	EXPRESSION TAG	UNP Q9ZNA2
A	-17	TYR	-	EXPRESSION TAG	UNP Q9ZNA2
A	-16	HIS	-	EXPRESSION TAG	UNP Q9ZNA2
A	-15	HIS	-	EXPRESSION TAG	UNP Q9ZNA2
A	-14	HIS	-	EXPRESSION TAG	UNP Q9ZNA2
A	-13	HIS	-	EXPRESSION TAG	UNP Q9ZNA2
A	-12	HIS	-	EXPRESSION TAG	UNP Q9ZNA2
A	-11	HIS	-	EXPRESSION TAG	UNP Q9ZNA2
A	-10	LEU	-	EXPRESSION TAG	UNP Q9ZNA2
A	-9	GLU	-	EXPRESSION TAG	UNP Q9ZNA2
A	-8	SER	-	EXPRESSION TAG	UNP Q9ZNA2
A	-7	THR	-	EXPRESSION TAG	UNP Q9ZNA2
A	-6	SER	-	EXPRESSION TAG	UNP Q9ZNA2
A	-5	LEU	-	EXPRESSION TAG	UNP Q9ZNA2
A	-4	TYR	-	EXPRESSION TAG	UNP Q9ZNA2
A	-3	LYS	-	EXPRESSION TAG	UNP Q9ZNA2
A	-2	LYS	-	EXPRESSION TAG	UNP Q9ZNA2
A	-1	ALA	-	EXPRESSION TAG	UNP Q9ZNA2
A	0	GLY	-	EXPRESSION TAG	UNP Q9ZNA2

Continued on next page...

Continued from previous page...

Chain	Residue	Modelled	Actual	Comment	Reference
A	1	LEU	-	EXPRESSION TAG	UNP Q9ZNA2
A	23	ALA	LYS	ENGINEERED MUTATION	UNP Q9ZNA2
A	27	ALA	ARG	ENGINEERED MUTATION	UNP Q9ZNA2
B	-20	MET	-	EXPRESSION TAG	UNP Q9ZNA2
B	-19	SER	-	EXPRESSION TAG	UNP Q9ZNA2
B	-18	TYR	-	EXPRESSION TAG	UNP Q9ZNA2
B	-17	TYR	-	EXPRESSION TAG	UNP Q9ZNA2
B	-16	HIS	-	EXPRESSION TAG	UNP Q9ZNA2
B	-15	HIS	-	EXPRESSION TAG	UNP Q9ZNA2
B	-14	HIS	-	EXPRESSION TAG	UNP Q9ZNA2
B	-13	HIS	-	EXPRESSION TAG	UNP Q9ZNA2
B	-12	HIS	-	EXPRESSION TAG	UNP Q9ZNA2
B	-11	HIS	-	EXPRESSION TAG	UNP Q9ZNA2
B	-10	LEU	-	EXPRESSION TAG	UNP Q9ZNA2
B	-9	GLU	-	EXPRESSION TAG	UNP Q9ZNA2
B	-8	SER	-	EXPRESSION TAG	UNP Q9ZNA2
B	-7	THR	-	EXPRESSION TAG	UNP Q9ZNA2
B	-6	SER	-	EXPRESSION TAG	UNP Q9ZNA2
B	-5	LEU	-	EXPRESSION TAG	UNP Q9ZNA2
B	-4	TYR	-	EXPRESSION TAG	UNP Q9ZNA2
B	-3	LYS	-	EXPRESSION TAG	UNP Q9ZNA2
B	-2	LYS	-	EXPRESSION TAG	UNP Q9ZNA2
B	-1	ALA	-	EXPRESSION TAG	UNP Q9ZNA2
B	0	GLY	-	EXPRESSION TAG	UNP Q9ZNA2
B	1	LEU	-	EXPRESSION TAG	UNP Q9ZNA2
B	23	ALA	LYS	ENGINEERED MUTATION	UNP Q9ZNA2
B	27	ALA	ARG	ENGINEERED MUTATION	UNP Q9ZNA2
C	-20	MET	-	EXPRESSION TAG	UNP Q9ZNA2
C	-19	SER	-	EXPRESSION TAG	UNP Q9ZNA2
C	-18	TYR	-	EXPRESSION TAG	UNP Q9ZNA2
C	-17	TYR	-	EXPRESSION TAG	UNP Q9ZNA2
C	-16	HIS	-	EXPRESSION TAG	UNP Q9ZNA2
C	-15	HIS	-	EXPRESSION TAG	UNP Q9ZNA2
C	-14	HIS	-	EXPRESSION TAG	UNP Q9ZNA2
C	-13	HIS	-	EXPRESSION TAG	UNP Q9ZNA2
C	-12	HIS	-	EXPRESSION TAG	UNP Q9ZNA2
C	-11	HIS	-	EXPRESSION TAG	UNP Q9ZNA2
C	-10	LEU	-	EXPRESSION TAG	UNP Q9ZNA2
C	-9	GLU	-	EXPRESSION TAG	UNP Q9ZNA2
C	-8	SER	-	EXPRESSION TAG	UNP Q9ZNA2
C	-7	THR	-	EXPRESSION TAG	UNP Q9ZNA2
C	-6	SER	-	EXPRESSION TAG	UNP Q9ZNA2

Continued on next page...

Continued from previous page...

Chain	Residue	Modelled	Actual	Comment	Reference
C	-5	LEU	-	EXPRESSION TAG	UNP Q9ZNA2
C	-4	TYR	-	EXPRESSION TAG	UNP Q9ZNA2
C	-3	LYS	-	EXPRESSION TAG	UNP Q9ZNA2
C	-2	LYS	-	EXPRESSION TAG	UNP Q9ZNA2
C	-1	ALA	-	EXPRESSION TAG	UNP Q9ZNA2
C	0	GLY	-	EXPRESSION TAG	UNP Q9ZNA2
C	1	LEU	-	EXPRESSION TAG	UNP Q9ZNA2
C	23	ALA	LYS	ENGINEERED MUTATION	UNP Q9ZNA2
C	27	ALA	ARG	ENGINEERED MUTATION	UNP Q9ZNA2
D	-20	MET	-	EXPRESSION TAG	UNP Q9ZNA2
D	-19	SER	-	EXPRESSION TAG	UNP Q9ZNA2
D	-18	TYR	-	EXPRESSION TAG	UNP Q9ZNA2
D	-17	TYR	-	EXPRESSION TAG	UNP Q9ZNA2
D	-16	HIS	-	EXPRESSION TAG	UNP Q9ZNA2
D	-15	HIS	-	EXPRESSION TAG	UNP Q9ZNA2
D	-14	HIS	-	EXPRESSION TAG	UNP Q9ZNA2
D	-13	HIS	-	EXPRESSION TAG	UNP Q9ZNA2
D	-12	HIS	-	EXPRESSION TAG	UNP Q9ZNA2
D	-11	HIS	-	EXPRESSION TAG	UNP Q9ZNA2
D	-10	LEU	-	EXPRESSION TAG	UNP Q9ZNA2
D	-9	GLU	-	EXPRESSION TAG	UNP Q9ZNA2
D	-8	SER	-	EXPRESSION TAG	UNP Q9ZNA2
D	-7	THR	-	EXPRESSION TAG	UNP Q9ZNA2
D	-6	SER	-	EXPRESSION TAG	UNP Q9ZNA2
D	-5	LEU	-	EXPRESSION TAG	UNP Q9ZNA2
D	-4	TYR	-	EXPRESSION TAG	UNP Q9ZNA2
D	-3	LYS	-	EXPRESSION TAG	UNP Q9ZNA2
D	-2	LYS	-	EXPRESSION TAG	UNP Q9ZNA2
D	-1	ALA	-	EXPRESSION TAG	UNP Q9ZNA2
D	0	GLY	-	EXPRESSION TAG	UNP Q9ZNA2
D	1	LEU	-	EXPRESSION TAG	UNP Q9ZNA2
D	23	ALA	LYS	ENGINEERED MUTATION	UNP Q9ZNA2
D	27	ALA	ARG	ENGINEERED MUTATION	UNP Q9ZNA2

- Molecule 2 is a protein called DNA repair protein RecO.

Mol	Chain	Residues	Atoms					ZeroOcc	AltConf	Trace
2	E	214	Total	C	N	O	S	0	0	0
			1638	1045	298	289	6			
2	F	213	Total	C	N	O	S	0	0	0
			1627	1042	294	285	6			

There are 44 discrepancies between the modelled and reference sequences:

Chain	Residue	Modelled	Actual	Comment	Reference
E	-20	MET	-	EXPRESSION TAG	UNP Q9RW50
E	-19	SER	-	EXPRESSION TAG	UNP Q9RW50
E	-18	TYR	-	EXPRESSION TAG	UNP Q9RW50
E	-17	TYR	-	EXPRESSION TAG	UNP Q9RW50
E	-16	HIS	-	EXPRESSION TAG	UNP Q9RW50
E	-15	HIS	-	EXPRESSION TAG	UNP Q9RW50
E	-14	HIS	-	EXPRESSION TAG	UNP Q9RW50
E	-13	HIS	-	EXPRESSION TAG	UNP Q9RW50
E	-12	HIS	-	EXPRESSION TAG	UNP Q9RW50
E	-11	HIS	-	EXPRESSION TAG	UNP Q9RW50
E	-10	LEU	-	EXPRESSION TAG	UNP Q9RW50
E	-9	GLU	-	EXPRESSION TAG	UNP Q9RW50
E	-8	SER	-	EXPRESSION TAG	UNP Q9RW50
E	-7	THR	-	EXPRESSION TAG	UNP Q9RW50
E	-6	SER	-	EXPRESSION TAG	UNP Q9RW50
E	-5	LEU	-	EXPRESSION TAG	UNP Q9RW50
E	-4	TYR	-	EXPRESSION TAG	UNP Q9RW50
E	-3	LYS	-	EXPRESSION TAG	UNP Q9RW50
E	-2	LYS	-	EXPRESSION TAG	UNP Q9RW50
E	-1	ALA	-	EXPRESSION TAG	UNP Q9RW50
E	0	GLY	-	EXPRESSION TAG	UNP Q9RW50
E	1	LEU	-	EXPRESSION TAG	UNP Q9RW50
F	-20	MET	-	EXPRESSION TAG	UNP Q9RW50
F	-19	SER	-	EXPRESSION TAG	UNP Q9RW50
F	-18	TYR	-	EXPRESSION TAG	UNP Q9RW50
F	-17	TYR	-	EXPRESSION TAG	UNP Q9RW50
F	-16	HIS	-	EXPRESSION TAG	UNP Q9RW50
F	-15	HIS	-	EXPRESSION TAG	UNP Q9RW50
F	-14	HIS	-	EXPRESSION TAG	UNP Q9RW50
F	-13	HIS	-	EXPRESSION TAG	UNP Q9RW50
F	-12	HIS	-	EXPRESSION TAG	UNP Q9RW50
F	-11	HIS	-	EXPRESSION TAG	UNP Q9RW50
F	-10	LEU	-	EXPRESSION TAG	UNP Q9RW50
F	-9	GLU	-	EXPRESSION TAG	UNP Q9RW50
F	-8	SER	-	EXPRESSION TAG	UNP Q9RW50
F	-7	THR	-	EXPRESSION TAG	UNP Q9RW50
F	-6	SER	-	EXPRESSION TAG	UNP Q9RW50
F	-5	LEU	-	EXPRESSION TAG	UNP Q9RW50
F	-4	TYR	-	EXPRESSION TAG	UNP Q9RW50
F	-3	LYS	-	EXPRESSION TAG	UNP Q9RW50
F	-2	LYS	-	EXPRESSION TAG	UNP Q9RW50
F	-1	ALA	-	EXPRESSION TAG	UNP Q9RW50
F	0	GLY	-	EXPRESSION TAG	UNP Q9RW50

Continued on next page...

Continued from previous page...

Chain	Residue	Modelled	Actual	Comment	Reference
F	1	LEU	-	EXPRESSION TAG	UNP Q9RW50

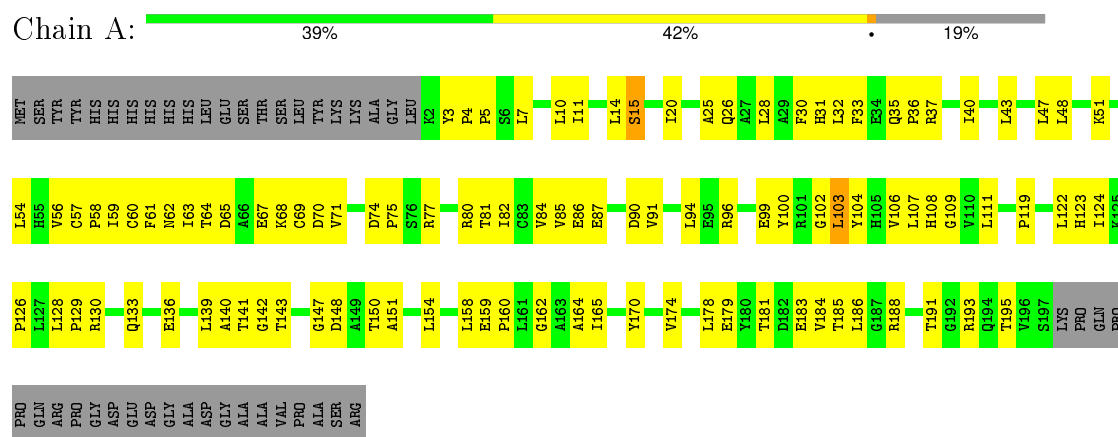
- Molecule 3 is ZINC ION (three-letter code: ZN) (formula: Zn).

Mol	Chain	Residues	Atoms		ZeroOcc	AltConf
3	D	1	Total	Zn	0	0
			1	1		
3	E	1	Total	Zn	0	0
			1	1		
3	B	1	Total	Zn	0	0
			1	1		
3	C	1	Total	Zn	0	0
			1	1		
3	A	1	Total	Zn	0	0
			1	1		
3	F	1	Total	Zn	0	0
			1	1		

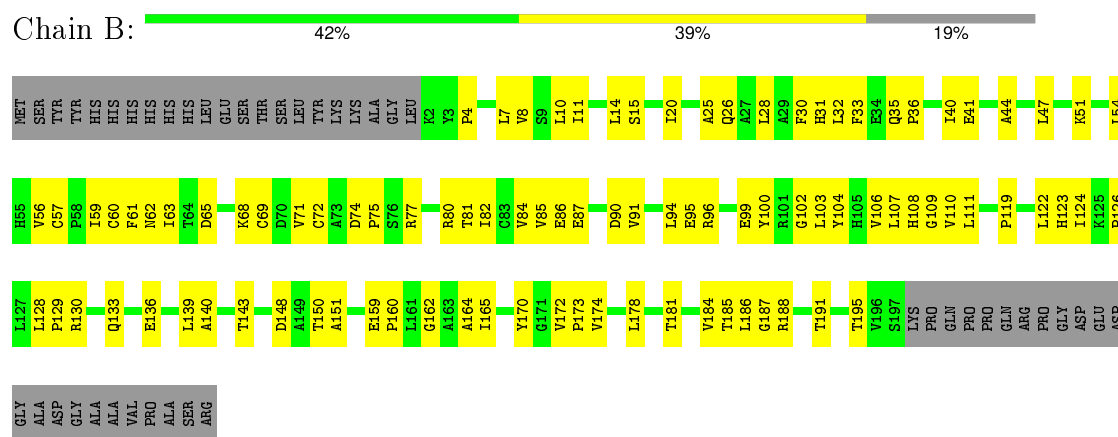
3 Residue-property plots

These plots are drawn for all protein, RNA and DNA chains in the entry. The first graphic for a chain summarises the proportions of errors displayed in the second graphic. The second graphic shows the sequence view annotated by issues in geometry and electron density. Residues are color-coded according to the number of geometric quality criteria for which they contain at least one outlier: green = 0, yellow = 1, orange = 2 and red = 3 or more. A red dot above a residue indicates a poor fit to the electron density ($RSRZ > 2$). Stretches of 2 or more consecutive residues without any outlier are shown as a green connector. Residues present in the sample, but not in the model, are shown in grey.

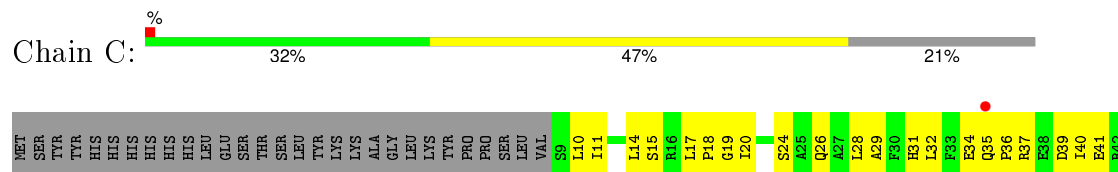
• Molecule 1: Recombination protein RecR

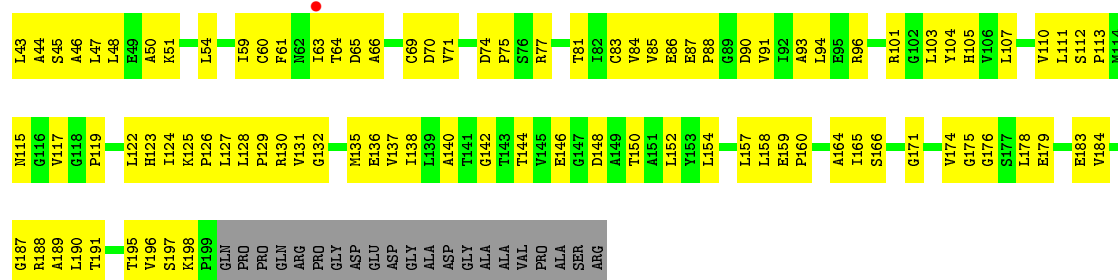


• Molecule 1: Recombination protein RecR

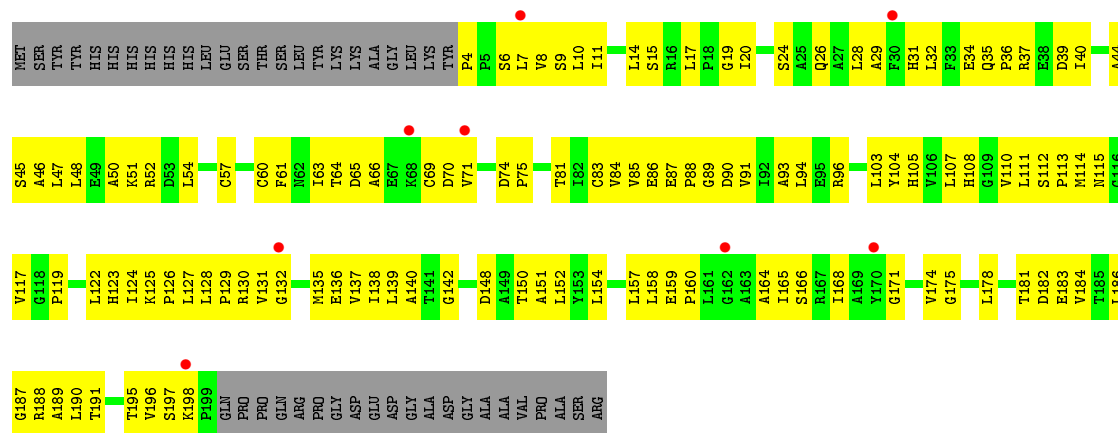


• Molecule 1: Recombination protein RecR

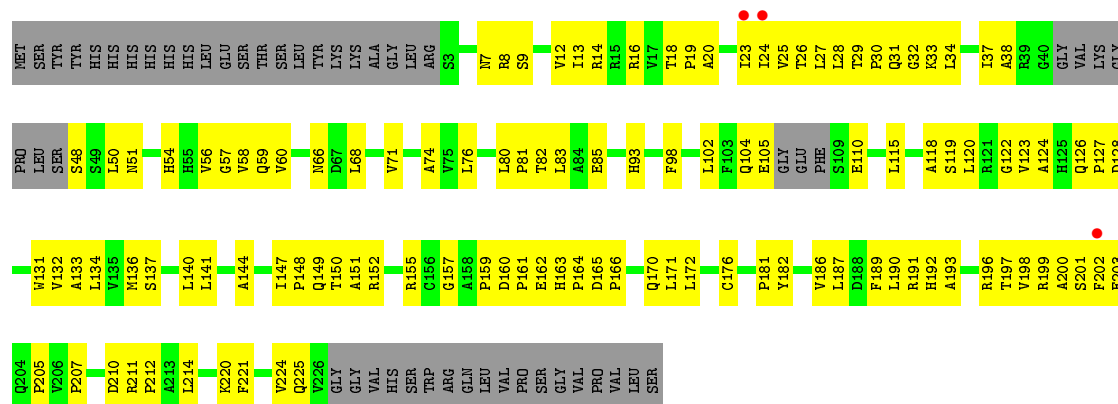




• Molecule 1: Recombination protein RecR

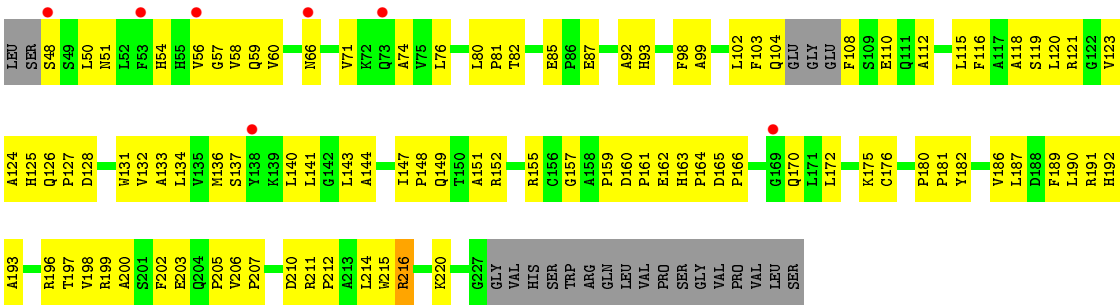


• Molecule 2: DNA repair protein RecO



• Molecule 2: DNA repair protein RecO





4 Data and refinement statistics

Property	Value	Source
Space group	P 1	Depositor
Cell constants a, b, c, α , β , γ	63.13Å 93.11Å 92.35Å 103.60° 110.42° 106.22°	Depositor
Resolution (Å)	83.07 – 3.34 83.07 – 3.34	Depositor EDS
% Data completeness (in resolution range)	94.2 (83.07-3.34) 82.0 (83.07-3.34)	Depositor EDS
R_{merge}	(Not available)	Depositor
R_{sym}	(Not available)	Depositor
$\langle I/\sigma(I) \rangle$ ¹	1.99 (at 3.33Å)	Xtriage
Refinement program	REFMAC 5.6.0116	Depositor
R, R_{free}	0.240 , 0.278 0.243 , 0.278	Depositor DCC
R_{free} test set	1299 reflections (5.69%)	DCC
Wilson B-factor (Å ²)	97.8	Xtriage
Anisotropy	0.043	Xtriage
Bulk solvent k_{sol} (e/Å ³), B_{sol} (Å ²)	0.30 , 69.6	EDS
Estimated twinning fraction	No twinning to report.	Xtriage
L-test for twinning ²	$\langle L \rangle = 0.47$, $\langle L^2 \rangle = 0.30$	Xtriage
Outliers	0 of 24027 reflections	Xtriage
F_o, F_c correlation	0.91	EDS
Total number of atoms	9162	wwPDB-VP
Average B, all atoms (Å ²)	113.0	wwPDB-VP

Xtriage's analysis on translational NCS is as follows: *The largest off-origin peak in the Patterson function is 5.44% of the height of the origin peak. No significant pseudotranslation is detected.*

¹Intensities estimated from amplitudes.

²Theoretical values of $\langle |L| \rangle$, $\langle L^2 \rangle$ for acentric reflections are 0.5, 0.375 respectively for untwinned datasets, and 0.333, 0.2 for perfectly twinned datasets.

5 Model quality [i](#)

5.1 Standard geometry [i](#)

Bond lengths and bond angles in the following residue types are not validated in this section: ZN

The Z score for a bond length (or angle) is the number of standard deviations the observed value is removed from the expected value. A bond length (or angle) with $|Z| > 5$ is considered an outlier worth inspection. RMSZ is the root-mean-square of all Z scores of the bond lengths (or angles).

Mol	Chain	Bond lengths		Bond angles	
		RMSZ	# Z >5	RMSZ	# Z >5
1	A	0.60	0/1511	0.76	0/2055
1	B	0.57	0/1511	0.74	0/2055
1	C	0.47	0/1469	0.67	0/1996
1	D	0.46	0/1506	0.66	0/2048
2	E	0.51	0/1678	0.62	0/2286
2	F	0.53	0/1668	0.65	0/2273
All	All	0.53	0/9343	0.69	0/12713

There are no bond length outliers.

There are no bond angle outliers.

There are no chirality outliers.

There are no planarity outliers.

5.2 Too-close contacts [i](#)

In the following table, the Non-H and H(model) columns list the number of non-hydrogen atoms and hydrogen atoms in the chain respectively. The H(added) column lists the number of hydrogen atoms added and optimized by MolProbity. The Clashes column lists the number of clashes within the asymmetric unit, whereas Symm-Clashes lists symmetry related clashes.

Mol	Chain	Non-H	H(model)	H(added)	Clashes	Symm-Clashes
1	A	1484	0	1504	128	0
1	B	1484	0	1505	137	0
1	C	1444	0	1464	162	0
1	D	1479	0	1506	153	0
2	E	1638	0	1651	141	0
2	F	1627	0	1639	136	0
3	A	1	0	0	0	0

Continued on next page...

Continued from previous page...

Mol	Chain	Non-H	H(model)	H(added)	Clashes	Symm-Clashes
3	B	1	0	0	0	0
3	C	1	0	0	0	0
3	D	1	0	0	0	0
3	E	1	0	0	0	0
3	F	1	0	0	0	0
All	All	9162	0	9269	772	0

The all-atom clashscore is defined as the number of clashes found per 1000 atoms (including hydrogen atoms). The all-atom clashscore for this structure is 42.

All (772) close contacts within the same asymmetric unit are listed below, sorted by their clash magnitude.

Atom-1	Atom-2	Interatomic distance (Å)	Clash overlap (Å)
1:B:143:THR:HG21	1:C:174:VAL:HA	1.20	1.16
1:A:64:THR:HG21	1:A:69:CYS:HA	1.30	1.14
2:F:162:GLU:HB3	2:F:187:LEU:HD11	1.26	1.14
2:E:102:LEU:HD13	2:E:144:ALA:CB	1.76	1.13
1:A:143:THR:HG21	1:D:174:VAL:HA	1.23	1.12
2:F:24:ILE:HG12	2:F:37:ILE:HD13	1.20	1.11
1:A:14:LEU:HD13	1:A:28:LEU:HD23	1.13	1.10
1:C:44:ALA:HA	1:C:47:LEU:HD12	1.31	1.10
2:F:164:PRO:HB3	2:F:182:TYR:CZ	1.88	1.08
1:B:14:LEU:HD13	1:B:28:LEU:CD2	1.85	1.06
1:B:14:LEU:HD13	1:B:28:LEU:HD23	1.11	1.06
2:F:115:LEU:HD22	2:F:140:LEU:HD21	1.34	1.05
2:F:115:LEU:HD22	2:F:140:LEU:CD2	1.86	1.05
1:A:14:LEU:HD13	1:A:28:LEU:CD2	1.87	1.04
2:F:102:LEU:HD13	2:F:144:ALA:CB	1.86	1.04
1:C:64:THR:HG21	1:C:69:CYS:HA	1.39	1.03
2:E:115:LEU:HD22	2:E:140:LEU:CD2	1.88	1.03
2:E:7:ASN:HB3	2:E:59:GLN:HG2	1.42	1.00
1:D:64:THR:HG21	1:D:69:CYS:HA	1.38	1.00
2:F:7:ASN:HB3	2:F:59:GLN:HG2	1.43	0.99
2:E:115:LEU:HD22	2:E:140:LEU:HD21	1.41	0.98
1:C:81:THR:HG22	1:C:136:GLU:HB3	1.46	0.98
1:A:47:LEU:HD23	1:B:10:LEU:HD21	1.46	0.96
1:C:60:CYS:HB2	1:C:105:HIS:HA	1.46	0.95
2:E:102:LEU:HD13	2:E:144:ALA:HB2	1.48	0.95
2:F:24:ILE:HG12	2:F:37:ILE:CD1	1.97	0.94
1:D:61:PHE:CE1	1:D:123:HIS:HB3	2.02	0.94
2:F:102:LEU:HD13	2:F:144:ALA:HB3	1.48	0.94

Continued on next page...

Continued from previous page...

Atom-1	Atom-2	Interatomic distance (Å)	Clash overlap (Å)
1:A:143:THR:HG22	1:D:175:GLY:H	1.32	0.93
2:F:186:VAL:O	2:F:190:LEU:HG	1.68	0.93
2:E:33:LYS:HB3	2:E:105:GLU:HB3	1.51	0.92
2:E:155:ARG:HD2	2:E:176:CYS:SG	2.10	0.91
1:D:10:LEU:HD21	1:D:32:LEU:HD23	1.50	0.91
1:D:60:CYS:HB2	1:D:105:HIS:HA	1.50	0.90
1:A:47:LEU:HD22	1:B:32:LEU:HD21	1.53	0.90
1:B:14:LEU:CD1	1:B:28:LEU:HD23	2.02	0.90
1:B:143:THR:CG2	1:C:174:VAL:HA	2.03	0.89
1:B:4:PRO:HG2	1:B:7:LEU:HB2	1.51	0.89
2:E:8:ARG:HH11	2:E:34:LEU:HD23	1.38	0.89
2:E:171:LEU:HD21	2:E:190:LEU:HD21	1.55	0.89
1:B:143:THR:HG22	1:C:175:GLY:H	1.36	0.89
1:B:195:THR:HG22	1:C:166:SER:HB3	1.53	0.89
2:E:8:ARG:NH1	2:E:34:LEU:HD23	1.88	0.89
1:A:143:THR:CG2	1:D:175:GLY:H	1.86	0.88
1:C:188:ARG:HH21	2:E:81:PRO:HB3	1.37	0.88
2:F:172:LEU:HB3	2:F:176:CYS:O	1.74	0.88
1:D:11:ILE:HD11	1:D:26:GLN:HA	1.55	0.88
1:A:141:THR:HG21	1:A:147:GLY:HA2	1.55	0.87
2:F:58:VAL:HG12	2:F:74:ALA:HA	1.53	0.87
1:B:4:PRO:HG2	1:B:7:LEU:CB	2.04	0.87
2:E:27:LEU:HD12	2:E:34:LEU:HD11	1.57	0.87
1:C:107:LEU:HD21	1:C:124:ILE:HG12	1.57	0.86
2:F:24:ILE:CG1	2:F:37:ILE:HD13	2.03	0.86
1:C:10:LEU:HD21	1:C:32:LEU:HD23	1.54	0.86
1:B:181:THR:OG1	1:B:186:LEU:HD11	1.76	0.84
1:B:143:THR:CG2	1:C:175:GLY:H	1.90	0.84
1:A:14:LEU:CD1	1:A:28:LEU:HD23	2.05	0.84
2:F:30:PRO:HB3	2:F:110:GLU:HG2	1.58	0.84
1:B:60:CYS:HB3	1:B:104:TYR:O	1.77	0.84
2:E:102:LEU:HD13	2:E:144:ALA:HB3	1.58	0.84
1:D:154:LEU:O	1:D:158:LEU:HG	1.78	0.84
2:F:24:ILE:HA	2:F:37:ILE:HD12	1.58	0.83
2:E:58:VAL:HG12	2:E:74:ALA:HA	1.60	0.83
1:C:69:CYS:SG	1:C:71:VAL:HG12	2.19	0.83
1:C:77:ARG:HD2	1:C:101:ARG:O	1.79	0.83
1:A:54:LEU:O	1:A:54:LEU:HD12	1.78	0.83
1:B:80:ARG:HD3	1:B:81:THR:HG23	1.61	0.83
2:E:37:ILE:HB	2:E:68:LEU:CD2	2.09	0.83
1:A:63:ILE:O	1:A:64:THR:HG23	1.78	0.82

Continued on next page...

Continued from previous page...

Atom-1	Atom-2	Interatomic distance (Å)	Clash overlap (Å)
1:C:11:ILE:HD11	1:C:26:GLN:HA	1.60	0.82
1:A:143:THR:CG2	1:D:174:VAL:HA	2.07	0.82
2:F:30:PRO:HB3	2:F:110:GLU:CG	2.09	0.82
1:C:154:LEU:O	1:C:158:LEU:HG	1.79	0.82
2:E:30:PRO:HB3	2:E:110:GLU:CG	2.10	0.81
1:A:143:THR:O	1:A:143:THR:HG22	1.82	0.80
1:C:36:PRO:HG2	1:C:39:ASP:H	1.46	0.80
2:F:162:GLU:HB3	2:F:187:LEU:CD1	2.09	0.79
1:D:69:CYS:SG	1:D:71:VAL:HG12	2.23	0.79
2:E:30:PRO:HB3	2:E:110:GLU:HG2	1.64	0.79
1:C:60:CYS:HB3	1:C:130:ARG:NH1	1.98	0.78
2:E:38:ALA:HB2	2:E:71:VAL:HB	1.64	0.78
2:E:37:ILE:HB	2:E:68:LEU:HD22	1.65	0.78
2:F:24:ILE:HA	2:F:37:ILE:CD1	2.12	0.78
1:B:62:ASN:OD1	1:B:63:ILE:N	2.17	0.77
2:E:115:LEU:HD22	2:E:140:LEU:HD23	1.68	0.76
1:B:61:PHE:CE1	1:B:123:HIS:HB3	2.20	0.76
2:F:131:TRP:CZ2	2:F:205:PRO:HA	2.21	0.76
2:E:189:PHE:O	2:E:193:ALA:HB2	1.84	0.76
1:C:111:LEU:HD23	1:C:122:LEU:HD12	1.67	0.76
1:B:172:VAL:HG13	1:B:173:PRO:HD2	1.67	0.76
1:C:15:SER:HA	1:C:20:ILE:HG22	1.66	0.75
1:D:36:PRO:HG2	1:D:39:ASP:H	1.49	0.75
1:D:15:SER:HA	1:D:20:ILE:HG22	1.68	0.75
1:A:60:CYS:HB3	1:A:104:TYR:O	1.87	0.75
1:A:106:VAL:HG12	1:A:108:HIS:ND1	2.00	0.75
2:F:132:VAL:HG13	2:F:202:PHE:HZ	1.52	0.75
2:F:136:MET:O	2:F:140:LEU:HG	1.87	0.75
2:E:131:TRP:CZ2	2:E:205:PRO:HA	2.21	0.75
1:C:44:ALA:HA	1:C:47:LEU:CD1	2.14	0.74
2:F:164:PRO:HB3	2:F:182:TYR:CE1	2.21	0.74
2:E:197:THR:HG23	2:E:200:ALA:H	1.52	0.74
1:B:54:LEU:HD12	1:B:54:LEU:O	1.87	0.74
1:C:103:LEU:HD13	1:C:130:ARG:NH2	2.02	0.74
1:A:37:ARG:HA	1:B:51:LYS:HE3	1.68	0.74
2:F:133:ALA:O	2:F:137:SER:HB2	1.87	0.74
1:A:141:THR:CG2	1:A:147:GLY:HA2	2.17	0.74
1:B:68:LYS:HB3	1:B:72:CYS:SG	2.28	0.73
2:F:165:ASP:HB2	2:F:172:LEU:HG	1.70	0.73
1:D:103:LEU:HD13	1:D:130:ARG:NH2	2.03	0.73
1:B:143:THR:O	1:B:143:THR:HG22	1.88	0.73

Continued on next page...

Continued from previous page...

Atom-1	Atom-2	Interatomic distance (Å)	Clash overlap (Å)
1:B:32:LEU:HD11	1:B:40:ILE:HD12	1.70	0.73
2:F:197:THR:HG23	2:F:200:ALA:H	1.54	0.73
2:E:37:ILE:CG2	2:E:68:LEU:HD22	2.18	0.73
1:D:4:PRO:O	1:D:8:VAL:HG23	1.89	0.73
1:D:93:ALA:HA	1:D:96:ARG:HD3	1.71	0.72
1:C:61:PHE:CE2	1:C:123:HIS:ND1	2.57	0.72
2:E:136:MET:O	2:E:140:LEU:HG	1.89	0.72
1:D:111:LEU:HD23	1:D:122:LEU:HD22	1.71	0.72
1:A:181:THR:OG1	1:A:186:LEU:HD21	1.89	0.72
1:C:93:ALA:HA	1:C:96:ARG:HD3	1.71	0.72
1:B:81:THR:HG22	1:B:136:GLU:HB3	1.72	0.72
2:E:133:ALA:O	2:E:137:SER:HB2	1.89	0.72
1:B:86:GLU:HG2	1:B:110:VAL:CG1	2.20	0.72
1:C:44:ALA:HB1	1:D:44:ALA:HB1	1.69	0.72
2:E:82:THR:O	2:E:85:GLU:HG2	1.90	0.72
2:F:186:VAL:HG22	2:F:214:LEU:HB2	1.73	0.71
1:C:171:GLY:HA2	1:C:189:ALA:HB2	1.72	0.71
1:A:10:LEU:HD21	1:B:47:LEU:HD23	1.71	0.71
2:E:163:HIS:CE1	2:E:181:PRO:HG3	2.25	0.71
2:F:98:PHE:HE2	2:F:137:SER:HG	1.37	0.71
2:F:155:ARG:HD3	2:F:176:CYS:SG	2.30	0.71
2:E:186:VAL:HG22	2:E:214:LEU:HB2	1.72	0.71
1:C:44:ALA:HB2	1:D:47:LEU:HD23	1.73	0.71
1:A:47:LEU:CD2	1:B:32:LEU:HD21	2.20	0.71
1:D:60:CYS:HB3	1:D:130:ARG:NH1	2.06	0.71
1:C:195:THR:HG21	1:C:198:LYS:CE	2.20	0.71
2:F:38:ALA:HB2	2:F:71:VAL:HB	1.72	0.70
1:B:143:THR:HG21	1:C:174:VAL:CA	2.10	0.70
2:F:115:LEU:HD22	2:F:140:LEU:HD23	1.71	0.70
2:E:98:PHE:HE2	2:E:137:SER:HG	1.38	0.70
2:F:82:THR:O	2:F:85:GLU:HG2	1.91	0.70
2:F:18:THR:HG22	2:F:19:PRO:HD2	1.73	0.70
2:F:13:ILE:HD13	2:F:28:LEU:HB2	1.73	0.70
2:E:164:PRO:HG3	2:E:182:TYR:CE1	2.26	0.70
1:B:61:PHE:HZ	1:B:126:PRO:HG3	1.57	0.70
1:B:87:GLU:O	1:B:90:ASP:HB2	1.91	0.70
2:E:13:ILE:HD13	2:E:28:LEU:HB2	1.71	0.70
2:E:34:LEU:O	2:E:34:LEU:HD12	1.91	0.69
1:C:51:LYS:HD2	1:D:37:ARG:HA	1.75	0.69
2:E:48:SER:N	2:E:76:LEU:HB2	2.08	0.68
2:E:23:ILE:O	2:E:23:ILE:HD12	1.93	0.68

Continued on next page...

Continued from previous page...

Atom-1	Atom-2	Interatomic distance (Å)	Clash overlap (Å)
2:E:60:VAL:HG12	2:E:71:VAL:HG22	1.75	0.68
1:A:87:GLU:O	1:A:90:ASP:HB2	1.92	0.68
1:A:3:TYR:HB3	1:A:4:PRO:HD2	1.74	0.68
2:F:108:PHE:O	2:F:108:PHE:CD1	2.46	0.68
1:A:141:THR:HG21	1:A:147:GLY:CA	2.23	0.68
2:F:60:VAL:HG12	2:F:71:VAL:HG22	1.76	0.68
1:B:94:LEU:HD22	1:C:190:LEU:HD22	1.76	0.68
1:B:128:LEU:HB2	1:B:129:PRO:HD3	1.76	0.68
1:A:143:THR:HG21	1:D:174:VAL:CA	2.14	0.67
1:C:131:VAL:HA	1:C:135:MET:CE	2.24	0.67
2:F:163:HIS:HB2	2:F:172:LEU:O	1.94	0.67
1:A:3:TYR:HB3	1:A:7:LEU:HD23	1.76	0.67
1:A:107:LEU:HD22	1:A:124:ILE:HG12	1.76	0.67
2:E:165:ASP:HB3	2:E:170:GLN:O	1.92	0.67
2:E:14:ARG:HB3	2:E:26:THR:HB	1.74	0.67
1:D:196:VAL:HG23	1:D:197:SER:H	1.59	0.67
1:C:119:PRO:HA	1:C:122:LEU:HB2	1.75	0.67
1:A:32:LEU:HD21	1:B:47:LEU:CD2	2.24	0.67
1:A:141:THR:CG2	1:A:147:GLY:CA	2.73	0.67
2:E:18:THR:HG22	2:E:19:PRO:HD2	1.74	0.67
1:C:40:ILE:HG22	1:D:48:LEU:CD2	2.25	0.67
2:E:132:VAL:HG13	2:E:202:PHE:HZ	1.60	0.67
2:F:48:SER:N	2:F:76:LEU:HB2	2.10	0.67
2:E:8:ARG:HD3	2:E:29:THR:HB	1.76	0.67
1:D:131:VAL:HA	1:D:135:MET:HE1	1.76	0.67
2:F:24:ILE:CA	2:F:37:ILE:CD1	2.74	0.66
1:C:43:LEU:O	1:C:47:LEU:HG	1.93	0.66
2:F:102:LEU:HD13	2:F:144:ALA:HB2	1.74	0.66
1:C:131:VAL:HA	1:C:135:MET:HE1	1.76	0.66
2:E:163:HIS:NE2	2:E:181:PRO:HG3	2.10	0.66
1:D:119:PRO:HA	1:D:122:LEU:HB2	1.76	0.66
1:D:57:CYS:O	1:D:61:PHE:HA	1.95	0.66
1:A:57:CYS:HB3	1:A:60:CYS:O	1.96	0.66
1:A:64:THR:CG2	1:A:69:CYS:HA	2.19	0.66
2:E:102:LEU:HD22	2:E:144:ALA:HB1	1.78	0.66
2:F:164:PRO:HB3	2:F:182:TYR:OH	1.95	0.66
1:C:86:GLU:HG2	1:C:110:VAL:HG12	1.77	0.66
1:D:195:THR:OG1	1:D:198:LYS:HE3	1.95	0.66
1:A:62:ASN:HD21	1:A:91:VAL:HG11	1.62	0.65
1:D:131:VAL:HA	1:D:135:MET:CE	2.26	0.65
1:B:122:LEU:HB2	1:B:124:ILE:HG13	1.78	0.65

Continued on next page...

Continued from previous page...

Atom-1	Atom-2	Interatomic distance (Å)	Clash overlap (Å)
2:E:37:ILE:CB	2:E:68:LEU:HD22	2.26	0.65
2:E:162:GLU:HB3	2:E:187:LEU:HD11	1.78	0.65
2:E:37:ILE:CB	2:E:68:LEU:CD2	2.75	0.65
1:D:113:PRO:HD2	2:F:93:HIS:ND1	2.12	0.64
2:E:8:ARG:HD3	2:E:29:THR:CB	2.26	0.64
2:E:37:ILE:CG2	2:E:68:LEU:CD2	2.75	0.64
1:A:106:VAL:CG1	1:A:108:HIS:ND1	2.60	0.64
1:A:106:VAL:HG11	1:A:108:HIS:CE1	2.32	0.64
1:C:40:ILE:HG22	1:D:48:LEU:HD23	1.79	0.64
2:F:14:ARG:HB3	2:F:26:THR:HB	1.80	0.64
1:B:90:ASP:OD1	1:C:178:LEU:HB2	1.97	0.64
1:B:84:VAL:O	1:B:140:ALA:HB3	1.97	0.64
2:F:115:LEU:CD2	2:F:140:LEU:CD2	2.71	0.64
2:F:137:SER:O	2:F:141:LEU:HD13	1.98	0.64
2:F:189:PHE:O	2:F:193:ALA:HB2	1.98	0.64
2:E:8:ARG:HD2	2:E:29:THR:HG21	1.78	0.64
1:A:122:LEU:HB2	1:A:124:ILE:HG13	1.78	0.64
1:D:6:SER:O	1:D:9:SER:HB2	1.97	0.64
1:A:87:GLU:OE2	1:A:109:GLY:N	2.31	0.64
2:F:165:ASP:HB3	2:F:170:GLN:O	1.98	0.64
1:B:32:LEU:HD11	1:B:40:ILE:CD1	2.28	0.63
1:C:34:GLU:OE2	1:D:108:HIS:HE1	1.80	0.63
2:F:14:ARG:O	2:F:25:VAL:HG23	1.97	0.63
2:E:166:PRO:O	2:E:220:LYS:HE3	1.97	0.63
2:F:80:LEU:HD21	2:F:125:HIS:CE1	2.32	0.63
2:E:104:GLN:C	2:E:105:GLU:HG2	2.19	0.63
1:A:90:ASP:OD1	1:D:178:LEU:HB2	1.98	0.63
1:C:64:THR:HG21	1:C:69:CYS:CA	2.23	0.63
2:F:8:ARG:NH2	2:F:34:LEU:CD1	2.61	0.63
1:D:60:CYS:SG	1:D:104:TYR:O	2.56	0.63
2:E:37:ILE:HG22	2:E:68:LEU:CD2	2.29	0.63
1:A:94:LEU:HD22	1:D:190:LEU:HD22	1.81	0.63
2:F:152:ARG:NH1	2:F:152:ARG:HB2	2.14	0.63
1:A:159:GLU:HB3	1:A:160:PRO:HD3	1.80	0.63
1:A:62:ASN:ND2	1:A:91:VAL:HG11	2.14	0.62
1:C:132:GLY:H	1:C:135:MET:CE	2.12	0.62
1:B:20:ILE:CG2	1:B:25:ALA:HB2	2.29	0.62
1:D:107:LEU:HD21	1:D:154:LEU:HD11	1.80	0.62
1:B:11:ILE:CD1	1:B:26:GLN:HA	2.29	0.62
1:B:119:PRO:HB3	1:B:124:ILE:HD12	1.81	0.62
1:A:81:THR:HG22	1:A:136:GLU:HB3	1.79	0.62

Continued on next page...

Continued from previous page...

Atom-1	Atom-2	Interatomic distance (Å)	Clash overlap (Å)
1:D:171:GLY:HA2	1:D:189:ALA:HB2	1.80	0.62
1:B:159:GLU:HB3	1:B:160:PRO:HD3	1.80	0.62
1:B:107:LEU:O	1:B:108:HIS:HB2	2.00	0.62
2:E:37:ILE:HG22	2:E:68:LEU:HD23	1.82	0.62
1:A:84:VAL:O	1:A:140:ALA:HB3	1.99	0.62
2:F:164:PRO:CB	2:F:182:TYR:CZ	2.75	0.61
1:B:4:PRO:HG2	1:B:7:LEU:HB3	1.82	0.61
2:E:149:GLN:HB2	2:E:170:GLN:OE1	1.99	0.61
1:D:11:ILE:HD11	1:D:26:GLN:CA	2.28	0.61
1:C:10:LEU:HD13	1:D:47:LEU:HA	1.82	0.61
2:F:102:LEU:HD11	2:F:141:LEU:HA	1.82	0.61
2:E:171:LEU:HD11	2:E:190:LEU:HD21	1.82	0.61
1:B:86:GLU:HG2	1:B:110:VAL:HG12	1.83	0.61
1:A:165:ILE:HG22	1:D:196:VAL:CG2	2.31	0.61
2:E:16:ARG:CZ	2:E:24:ILE:HD12	2.31	0.61
1:A:56:VAL:CG2	1:A:61:PHE:HB3	2.31	0.61
1:C:195:THR:HG21	1:C:198:LYS:HE3	1.81	0.60
1:A:91:VAL:HG13	1:A:104:TYR:CE1	2.35	0.60
1:B:85:VAL:CG2	1:B:90:ASP:HB3	2.31	0.60
1:A:143:THR:O	1:A:143:THR:CG2	2.50	0.60
1:C:11:ILE:HD11	1:C:26:GLN:CA	2.29	0.60
2:F:8:ARG:NH2	2:F:34:LEU:HD13	2.17	0.60
2:E:104:GLN:O	2:E:105:GLU:HG2	2.01	0.60
1:B:86:GLU:CD	1:B:110:VAL:CG1	2.70	0.60
2:E:104:GLN:HG3	2:E:104:GLN:O	2.01	0.60
2:F:149:GLN:HB3	2:F:170:GLN:OE1	2.01	0.60
1:B:109:GLY:HA3	1:B:122:LEU:HD22	1.83	0.60
1:B:109:GLY:CA	1:B:122:LEU:HD22	2.32	0.60
1:D:31:HIS:ND1	2:E:19:PRO:HG2	2.17	0.60
1:A:188:ARG:NH2	1:A:191:THR:OG1	2.35	0.60
1:A:107:LEU:O	1:A:108:HIS:HB2	2.01	0.60
1:A:11:ILE:CD1	1:A:26:GLN:HA	2.32	0.60
2:E:14:ARG:O	2:E:25:VAL:HG13	2.01	0.60
1:A:185:THR:HA	1:D:174:VAL:HG23	1.84	0.59
1:B:143:THR:CG2	1:C:175:GLY:N	2.65	0.59
2:E:102:LEU:CD1	2:E:144:ALA:CB	2.68	0.59
1:D:64:THR:HG21	1:D:69:CYS:CA	2.24	0.59
2:E:27:LEU:HD12	2:E:34:LEU:CD1	2.30	0.59
2:E:171:LEU:HD21	2:E:190:LEU:CD2	2.29	0.59
1:A:133:GLN:H	1:A:133:GLN:CD	2.06	0.59
1:D:111:LEU:CD2	1:D:122:LEU:HD22	2.32	0.59

Continued on next page...

Continued from previous page...

Atom-1	Atom-2	Interatomic distance (Å)	Clash overlap (Å)
1:D:117:VAL:HG12	1:D:122:LEU:CD1	2.33	0.59
1:B:95:GLU:OE1	1:B:95:GLU:HA	2.03	0.59
2:E:33:LYS:H	2:E:105:GLU:HA	1.67	0.58
1:D:117:VAL:CG1	1:D:122:LEU:CD1	2.81	0.58
2:F:211:ARG:N	2:F:212:PRO:HD2	2.18	0.58
1:B:172:VAL:CG1	1:B:173:PRO:HD2	2.33	0.58
2:F:58:VAL:HG23	2:F:60:VAL:HG13	1.86	0.58
2:F:16:ARG:CZ	2:F:24:ILE:HD12	2.33	0.58
1:D:113:PRO:HD2	2:F:93:HIS:CE1	2.39	0.58
1:A:63:ILE:O	1:A:64:THR:CG2	2.52	0.58
1:A:15:SER:HA	1:A:20:ILE:HG22	1.85	0.58
1:B:109:GLY:HA3	1:B:122:LEU:CD2	2.34	0.58
1:A:85:VAL:HG22	1:A:90:ASP:HB3	1.85	0.58
1:A:170:TYR:HB3	1:A:188:ARG:HG2	1.85	0.58
1:B:133:GLN:H	1:B:133:GLN:CD	2.07	0.58
1:B:61:PHE:CE2	1:B:123:HIS:ND1	2.72	0.58
1:A:32:LEU:HD21	1:B:47:LEU:HD22	1.84	0.57
1:A:84:VAL:CG2	1:A:139:LEU:HA	2.33	0.57
2:E:102:LEU:CD1	2:E:144:ALA:HB3	2.33	0.57
1:C:195:THR:HG21	1:C:198:LYS:HE2	1.85	0.57
1:D:148:ASP:O	1:D:152:LEU:CD1	2.52	0.57
1:D:51:LYS:HE3	1:D:52:ARG:HG3	1.86	0.57
1:B:188:ARG:NH2	1:B:191:THR:OG1	2.37	0.57
1:D:148:ASP:O	1:D:152:LEU:HD13	2.05	0.57
1:B:99:GLU:O	1:B:99:GLU:HG3	2.04	0.57
2:F:152:ARG:HG3	2:F:157:GLY:O	2.04	0.57
1:A:84:VAL:HG23	1:A:84:VAL:O	2.05	0.57
1:D:83:CYS:N	1:D:103:LEU:O	2.37	0.57
1:A:141:THR:HG22	1:A:142:GLY:N	2.19	0.57
1:C:187:GLY:O	1:C:191:THR:HG23	2.04	0.57
1:D:107:LEU:O	1:D:108:HIS:CB	2.53	0.57
1:A:128:LEU:HB2	1:A:129:PRO:HD3	1.86	0.57
1:B:87:GLU:OE2	1:B:108:HIS:C	2.43	0.57
1:A:87:GLU:OE2	1:A:108:HIS:C	2.43	0.57
1:A:84:VAL:HG22	1:A:139:LEU:HA	1.87	0.57
1:D:61:PHE:CE1	1:D:123:HIS:CB	2.85	0.56
1:B:84:VAL:CG2	1:B:139:LEU:HA	2.35	0.56
1:D:159:GLU:N	1:D:160:PRO:HD2	2.20	0.56
2:E:8:ARG:HG2	2:E:9:SER:N	2.20	0.56
2:F:24:ILE:CA	2:F:37:ILE:HD12	2.30	0.56
2:E:33:LYS:N	2:E:105:GLU:HA	2.20	0.56

Continued on next page...

Continued from previous page...

Atom-1	Atom-2	Interatomic distance (Å)	Clash overlap (Å)
2:F:155:ARG:NH1	2:F:176:CYS:SG	2.70	0.56
1:C:148:ASP:O	1:C:152:LEU:CD1	2.54	0.56
1:C:132:GLY:H	1:C:135:MET:HE2	1.70	0.56
2:E:58:VAL:HG23	2:E:60:VAL:HG13	1.85	0.56
2:F:131:TRP:CE2	2:F:205:PRO:HA	2.40	0.56
1:A:85:VAL:CG2	1:A:90:ASP:HB3	2.36	0.56
1:C:44:ALA:O	1:C:47:LEU:HB2	2.06	0.56
1:B:84:VAL:HG22	1:B:139:LEU:HA	1.86	0.56
2:E:211:ARG:N	2:E:212:PRO:HD2	2.21	0.56
1:C:113:PRO:HD2	2:E:93:HIS:CE1	2.41	0.56
1:B:81:THR:HG22	1:B:136:GLU:CB	2.36	0.56
1:B:86:GLU:CD	1:B:110:VAL:HG11	2.26	0.56
2:E:152:ARG:HG2	2:E:157:GLY:HA2	1.87	0.55
1:A:51:LYS:O	1:A:51:LYS:HD3	2.06	0.55
2:E:7:ASN:CB	2:E:59:GLN:HG2	2.27	0.55
1:C:11:ILE:CD1	1:C:26:GLN:HA	2.34	0.55
1:A:106:VAL:CG1	1:A:108:HIS:CE1	2.88	0.55
2:F:152:ARG:HG2	2:F:157:GLY:HA2	1.88	0.55
1:C:159:GLU:N	1:C:160:PRO:HD2	2.21	0.55
1:C:86:GLU:O	1:C:87:GLU:HG3	2.07	0.55
1:D:4:PRO:HB2	1:D:7:LEU:HB3	1.87	0.55
1:B:15:SER:HA	1:B:20:ILE:HG22	1.88	0.55
1:C:154:LEU:O	1:C:158:LEU:CG	2.51	0.55
1:C:112:SER:OG	1:C:115:ASN:HB2	2.06	0.55
1:A:86:GLU:OE2	1:A:141:THR:HG23	2.07	0.55
1:D:117:VAL:CG1	1:D:122:LEU:HD11	2.37	0.55
1:A:123:HIS:O	1:A:126:PRO:HD2	2.06	0.55
1:B:86:GLU:CG	1:B:110:VAL:CG1	2.84	0.55
1:D:196:VAL:HG23	1:D:197:SER:N	2.22	0.55
1:A:99:GLU:O	1:A:99:GLU:HG3	2.05	0.55
2:F:104:GLN:O	2:F:104:GLN:HG3	2.07	0.55
1:A:170:TYR:CB	1:A:188:ARG:HG2	2.36	0.55
1:D:87:GLU:HB3	1:D:88:PRO:HD2	1.88	0.55
2:E:131:TRP:CE2	2:E:205:PRO:HA	2.41	0.54
1:D:188:ARG:HH21	2:F:81:PRO:HB3	1.72	0.54
1:C:152:LEU:HD12	1:C:152:LEU:H	1.71	0.54
1:D:154:LEU:O	1:D:158:LEU:CG	2.52	0.54
1:C:125:LYS:HB2	1:C:126:PRO:CD	2.36	0.54
1:C:85:VAL:HG12	1:C:140:ALA:CB	2.38	0.54
2:F:8:ARG:HH22	2:F:34:LEU:HD12	1.73	0.54
1:B:170:TYR:CB	1:B:188:ARG:HG2	2.38	0.54

Continued on next page...

Continued from previous page...

Atom-1	Atom-2	Interatomic distance (Å)	Clash overlap (Å)
1:C:111:LEU:CD2	1:C:122:LEU:HD12	2.35	0.54
1:D:44:ALA:O	1:D:47:LEU:HB3	2.08	0.54
2:E:30:PRO:HB3	2:E:110:GLU:HG3	1.88	0.54
1:A:20:ILE:CG2	1:A:25:ALA:HB2	2.38	0.54
2:E:8:ARG:CD	2:E:29:THR:HG21	2.37	0.54
2:E:152:ARG:HB2	2:E:152:ARG:NH1	2.23	0.54
1:C:128:LEU:HD21	1:C:157:LEU:HD21	1.90	0.54
1:D:11:ILE:CD1	1:D:26:GLN:HA	2.33	0.53
1:A:71:VAL:HG13	1:A:77:ARG:CZ	2.38	0.53
2:E:37:ILE:HB	2:E:68:LEU:HD21	1.89	0.53
1:B:111:LEU:HD12	1:B:150:THR:HA	1.90	0.53
1:B:91:VAL:HG13	1:B:104:TYR:CE1	2.43	0.53
1:B:11:ILE:HD13	1:B:26:GLN:HA	1.89	0.53
1:C:113:PRO:HD2	2:E:93:HIS:ND1	2.23	0.53
2:F:162:GLU:CB	2:F:187:LEU:HD11	2.19	0.53
2:F:187:LEU:HD23	2:F:190:LEU:HD12	1.91	0.53
2:E:115:LEU:CD2	2:E:140:LEU:CD2	2.77	0.53
2:F:7:ASN:CB	2:F:59:GLN:HG2	2.28	0.53
1:A:178:LEU:HB2	1:D:90:ASP:OD1	2.09	0.53
1:C:61:PHE:CD2	1:C:123:HIS:CG	2.96	0.53
1:A:154:LEU:O	1:A:158:LEU:HD13	2.09	0.53
2:E:152:ARG:HG3	2:E:157:GLY:O	2.08	0.53
2:F:30:PRO:HB3	2:F:110:GLU:HG3	1.89	0.53
2:F:16:ARG:NH1	2:F:24:ILE:HD12	2.23	0.53
2:F:164:PRO:CB	2:F:182:TYR:OH	2.56	0.53
1:A:107:LEU:CD2	1:A:124:ILE:HG12	2.38	0.53
1:A:143:THR:CG2	1:D:175:GLY:N	2.64	0.53
2:E:58:VAL:CG1	2:E:74:ALA:HA	2.38	0.53
1:A:119:PRO:HB3	1:A:124:ILE:HD12	1.91	0.53
1:C:61:PHE:CE2	1:C:123:HIS:HB3	2.44	0.52
1:D:112:SER:OG	1:D:115:ASN:HB2	2.08	0.52
2:F:115:LEU:HD13	2:F:140:LEU:HD23	1.90	0.52
2:F:102:LEU:HD22	2:F:144:ALA:HB1	1.90	0.52
1:C:83:CYS:N	1:C:103:LEU:O	2.39	0.52
2:F:58:VAL:CG1	2:F:74:ALA:HA	2.31	0.52
1:A:57:CYS:O	1:A:61:PHE:HA	2.08	0.52
1:A:47:LEU:CD2	1:B:32:LEU:CD2	2.88	0.52
1:C:60:CYS:SG	1:C:104:TYR:O	2.67	0.52
2:E:149:GLN:OE1	2:E:170:GLN:OE1	2.28	0.52
2:E:187:LEU:O	2:E:191:ARG:HG3	2.10	0.52
1:C:37:ARG:HB2	1:D:51:LYS:HD2	1.90	0.52

Continued on next page...

Continued from previous page...

Atom-1	Atom-2	Interatomic distance (Å)	Clash overlap (Å)
1:B:85:VAL:HG22	1:B:90:ASP:HB3	1.91	0.52
1:C:81:THR:HA	1:C:136:GLU:O	2.10	0.52
1:D:34:GLU:O	1:D:34:GLU:HG3	2.09	0.52
1:D:124:ILE:O	1:D:127:LEU:HB3	2.09	0.52
2:E:102:LEU:HD11	2:E:141:LEU:HA	1.92	0.52
1:C:10:LEU:O	1:C:14:LEU:HG	2.10	0.52
1:B:123:HIS:O	1:B:126:PRO:HD2	2.09	0.52
1:B:61:PHE:CZ	1:B:126:PRO:HG3	2.42	0.52
1:B:61:PHE:HZ	1:B:126:PRO:CG	2.23	0.52
1:D:81:THR:HA	1:D:136:GLU:O	2.10	0.52
2:E:115:LEU:HD13	2:E:140:LEU:HD23	1.91	0.51
2:E:171:LEU:CD2	2:E:190:LEU:HD21	2.35	0.51
1:D:152:LEU:H	1:D:152:LEU:HD12	1.75	0.51
2:E:66:ASN:N	2:E:66:ASN:OD1	2.43	0.51
2:F:134:LEU:O	2:F:137:SER:HB3	2.09	0.51
1:C:124:ILE:O	1:C:127:LEU:HB3	2.10	0.51
1:B:51:LYS:HD3	1:B:51:LYS:O	2.10	0.51
1:D:117:VAL:HG12	1:D:122:LEU:HD13	1.90	0.51
1:B:54:LEU:HD12	1:B:54:LEU:C	2.30	0.51
1:A:80:ARG:HD3	1:A:81:THR:HG23	1.93	0.51
2:E:16:ARG:NH1	2:E:24:ILE:HD12	2.25	0.51
1:D:61:PHE:HE1	1:D:123:HIS:HB3	1.66	0.51
2:F:66:ASN:OD1	2:F:66:ASN:N	2.44	0.51
1:B:71:VAL:O	1:B:77:ARG:HD2	2.10	0.51
2:E:51:ASN:HB2	2:E:54:HIS:CE1	2.46	0.51
2:F:162:GLU:HG2	2:F:191:ARG:NH2	2.26	0.51
1:B:32:LEU:CD1	1:B:40:ILE:CD1	2.89	0.51
1:C:148:ASP:O	1:C:152:LEU:HD13	2.10	0.51
1:A:5:PRO:HD2	1:B:65:ASP:OD1	2.10	0.51
1:D:19:GLY:O	1:D:20:ILE:HD12	2.10	0.51
2:E:165:ASP:HB2	2:E:172:LEU:HG	1.91	0.51
2:F:162:GLU:HG2	2:F:191:ARG:HH21	1.75	0.51
1:C:87:GLU:HB3	1:C:88:PRO:HD2	1.92	0.51
1:C:10:LEU:HD22	1:D:50:ALA:CB	2.41	0.51
2:F:198:VAL:HG23	2:F:199:ARG:N	2.27	0.50
1:D:63:ILE:O	1:D:64:THR:HG23	2.12	0.50
1:D:178:LEU:HD22	1:D:186:LEU:HD21	1.93	0.50
1:A:193:ARG:CZ	1:D:138:ILE:HD11	2.40	0.50
2:E:115:LEU:CD2	2:E:140:LEU:HD23	2.40	0.50
2:E:134:LEU:O	2:E:137:SER:HB3	2.12	0.50
1:B:31:HIS:C	1:B:31:HIS:CD2	2.84	0.50

Continued on next page...

Continued from previous page...

Atom-1	Atom-2	Interatomic distance (Å)	Clash overlap (Å)
2:F:162:GLU:O	2:F:181:PRO:HA	2.11	0.50
2:F:23:ILE:O	2:F:37:ILE:HD12	2.11	0.50
1:B:59:ILE:HD13	1:B:59:ILE:N	2.26	0.50
1:C:152:LEU:HD12	1:C:152:LEU:N	2.27	0.50
2:F:51:ASN:HB2	2:F:54:HIS:CE1	2.47	0.50
1:C:188:ARG:NH2	2:E:81:PRO:HB3	2.17	0.50
1:B:56:VAL:HG21	1:B:61:PHE:HB3	1.94	0.50
1:B:181:THR:OG1	1:B:186:LEU:CD1	2.55	0.50
1:D:86:GLU:O	1:D:87:GLU:HG3	2.11	0.50
1:C:94:LEU:HD12	1:C:104:TYR:HE2	1.77	0.50
1:C:131:VAL:CG2	1:C:137:VAL:HG21	2.41	0.50
1:C:135:MET:O	1:C:164:ALA:N	2.42	0.50
1:A:141:THR:HG22	1:A:147:GLY:CA	2.42	0.50
2:E:48:SER:HA	2:E:76:LEU:HD12	1.92	0.50
1:D:32:LEU:HD12	1:D:35:GLN:OE1	2.12	0.50
1:D:85:VAL:HG12	1:D:140:ALA:CB	2.41	0.50
1:A:11:ILE:HD13	1:A:26:GLN:HA	1.94	0.50
2:E:120:LEU:O	2:E:123:VAL:HG12	2.11	0.50
1:B:143:THR:HB	1:C:176:GLY:H	1.77	0.50
1:C:130:ARG:O	1:C:135:MET:HE1	2.12	0.49
1:D:94:LEU:O	1:D:94:LEU:HD13	2.11	0.49
1:D:138:ILE:HA	1:D:166:SER:O	2.11	0.49
2:F:207:PRO:HG2	2:F:210:ASP:OD2	2.12	0.49
2:F:115:LEU:CD2	2:F:140:LEU:HD23	2.37	0.49
1:D:150:THR:HG22	1:D:154:LEU:HD12	1.93	0.49
1:D:187:GLY:O	1:D:191:THR:HG23	2.12	0.49
1:C:20:ILE:O	1:C:20:ILE:HG22	2.12	0.49
1:C:61:PHE:CZ	1:C:123:HIS:ND1	2.78	0.49
1:C:94:LEU:HD13	1:C:94:LEU:O	2.12	0.49
1:B:81:THR:CG2	1:B:136:GLU:HB3	2.39	0.49
1:B:86:GLU:HG2	1:B:110:VAL:HG13	1.92	0.49
1:C:31:HIS:ND1	2:F:19:PRO:HG2	2.27	0.49
1:D:117:VAL:HG11	1:D:122:LEU:HD11	1.95	0.49
1:B:84:VAL:O	1:B:84:VAL:HG23	2.13	0.49
1:A:20:ILE:O	1:A:20:ILE:HG22	2.12	0.49
1:B:143:THR:CG2	1:B:143:THR:O	2.59	0.49
2:E:131:TRP:CE3	2:E:131:TRP:HA	2.47	0.49
1:A:59:ILE:N	1:A:59:ILE:HD13	2.26	0.49
1:B:184:VAL:HG11	1:C:174:VAL:HG11	1.95	0.49
2:F:24:ILE:CG1	2:F:37:ILE:CD1	2.78	0.49
1:C:29:ALA:O	1:C:32:LEU:HB3	2.13	0.49

Continued on next page...

Continued from previous page...

Atom-1	Atom-2	Interatomic distance (Å)	Clash overlap (Å)
1:A:71:VAL:HG13	1:A:77:ARG:NE	2.27	0.49
1:B:85:VAL:HG21	1:B:90:ASP:HB3	1.94	0.49
1:B:170:TYR:HB3	1:B:188:ARG:HG2	1.94	0.49
1:D:128:LEU:HD21	1:D:157:LEU:HD21	1.95	0.49
2:E:224:VAL:HG12	2:E:225:GLN:OE1	2.13	0.49
1:C:32:LEU:HD12	1:C:35:GLN:OE1	2.12	0.48
2:F:98:PHE:HE2	2:F:137:SER:OG	1.93	0.48
1:C:77:ARG:CD	1:C:101:ARG:O	2.55	0.48
1:A:56:VAL:HG23	1:A:61:PHE:O	2.13	0.48
2:F:152:ARG:HH11	2:F:152:ARG:HB2	1.78	0.48
2:E:198:VAL:HG23	2:E:199:ARG:N	2.28	0.48
2:E:203:GLU:C	2:E:205:PRO:HD3	2.33	0.48
1:C:61:PHE:CD2	1:C:123:HIS:ND1	2.81	0.48
1:B:71:VAL:HG13	1:B:77:ARG:CZ	2.43	0.48
2:F:9:SER:O	2:F:29:THR:HG22	2.13	0.48
2:E:189:PHE:O	2:E:193:ALA:CB	2.57	0.48
1:D:132:GLY:H	1:D:135:MET:CE	2.26	0.48
2:E:9:SER:O	2:E:29:THR:HG22	2.12	0.48
1:C:60:CYS:HB3	1:C:130:ARG:HH12	1.78	0.48
1:B:87:GLU:OE2	1:B:108:HIS:HA	2.14	0.48
1:A:31:HIS:C	1:A:31:HIS:CD2	2.86	0.48
1:B:82:ILE:HG12	1:B:130:ARG:NH2	2.28	0.48
1:D:20:ILE:O	1:D:20:ILE:HG22	2.14	0.48
1:D:152:LEU:N	1:D:152:LEU:HD12	2.29	0.48
1:D:84:VAL:O	1:D:84:VAL:HG23	2.13	0.48
2:F:120:LEU:O	2:F:123:VAL:HG12	2.13	0.48
1:D:10:LEU:O	1:D:14:LEU:HG	2.13	0.48
1:A:91:VAL:HG13	1:A:104:TYR:CD1	2.49	0.48
1:C:128:LEU:HB2	1:C:129:PRO:HD3	1.96	0.48
1:A:100:TYR:CZ	1:A:102:GLY:HA3	2.49	0.48
1:C:70:ASP:O	1:C:74:ASP:HB3	2.14	0.48
1:B:96:ARG:CD	1:C:183:GLU:OE2	2.62	0.48
1:C:107:LEU:HB3	1:C:122:LEU:HD22	1.95	0.47
1:A:111:LEU:HD12	1:A:150:THR:HA	1.95	0.47
1:D:24:SER:O	1:D:28:LEU:HD23	2.14	0.47
1:D:54:LEU:HD13	1:D:63:ILE:CG2	2.43	0.47
1:B:60:CYS:CB	1:B:104:TYR:O	2.57	0.47
1:D:94:LEU:HD12	1:D:104:TYR:HE2	1.78	0.47
2:F:24:ILE:CA	2:F:37:ILE:HD13	2.45	0.47
1:C:81:THR:HG22	1:C:136:GLU:CB	2.33	0.47
1:C:50:ALA:CB	1:D:10:LEU:HD22	2.44	0.47

Continued on next page...

Continued from previous page...

Atom-1	Atom-2	Interatomic distance (Å)	Clash overlap (Å)
1:B:69:CYS:SG	1:B:72:CYS:SG	3.13	0.47
2:E:221:PHE:O	2:E:225:GLN:HG2	2.14	0.47
1:C:15:SER:HA	1:C:20:ILE:CG2	2.41	0.47
1:A:4:PRO:HG2	1:A:7:LEU:HB2	1.97	0.47
1:C:19:GLY:O	1:C:20:ILE:HD12	2.15	0.47
1:D:125:LYS:HB2	1:D:126:PRO:CD	2.45	0.47
1:D:90:ASP:O	1:D:94:LEU:HB2	2.15	0.47
2:F:58:VAL:HG12	2:F:74:ALA:CA	2.35	0.47
1:A:33:PHE:CE1	1:B:63:ILE:HG12	2.49	0.47
1:A:195:THR:HA	1:D:166:SER:HA	1.96	0.47
1:A:103:LEU:HD23	1:A:103:LEU:N	2.29	0.47
1:C:48:LEU:HD23	1:D:40:ILE:HG22	1.97	0.47
1:C:36:PRO:HD2	1:C:39:ASP:HB2	1.97	0.47
1:D:137:VAL:HB	1:D:165:ILE:CD1	2.45	0.47
1:C:137:VAL:HB	1:C:165:ILE:CD1	2.44	0.47
1:C:125:LYS:HB2	1:C:126:PRO:HD3	1.95	0.47
1:A:184:VAL:HG11	1:D:174:VAL:HG11	1.96	0.47
1:B:32:LEU:CD1	1:B:40:ILE:HD12	2.42	0.47
1:D:83:CYS:O	1:D:104:TYR:HA	2.15	0.47
2:E:58:VAL:HG12	2:E:74:ALA:CA	2.40	0.47
1:B:61:PHE:CZ	1:B:126:PRO:CG	2.97	0.47
1:C:14:LEU:O	1:C:20:ILE:HG21	2.14	0.46
1:B:91:VAL:HG13	1:B:104:TYR:CD1	2.51	0.46
1:A:54:LEU:HD12	1:A:54:LEU:C	2.35	0.46
1:B:56:VAL:CG2	1:B:61:PHE:HB3	2.44	0.46
2:F:12:VAL:HG13	2:F:25:VAL:CG2	2.45	0.46
2:E:152:ARG:HB2	2:E:152:ARG:HH11	1.80	0.46
1:B:74:ASP:HA	1:B:75:PRO:HD3	1.51	0.46
1:B:57:CYS:HB3	1:B:60:CYS:O	2.15	0.46
1:C:31:HIS:CG	2:F:19:PRO:HG2	2.51	0.46
2:E:83:LEU:HD21	2:E:124:ALA:HB2	1.97	0.46
2:E:187:LEU:HD23	2:E:187:LEU:HA	1.80	0.46
1:C:85:VAL:HG12	1:C:140:ALA:HB3	1.98	0.46
2:E:56:VAL:HG22	2:E:57:GLY:N	2.31	0.46
1:B:10:LEU:HD13	1:B:14:LEU:HG	1.98	0.46
2:E:98:PHE:HE2	2:E:137:SER:OG	1.98	0.46
2:F:134:LEU:HD21	2:F:215:TRP:CE2	2.51	0.46
1:C:86:GLU:O	1:C:107:LEU:O	2.34	0.46
1:C:87:GLU:O	1:C:90:ASP:HB2	2.16	0.46
1:A:183:GLU:CD	1:D:96:ARG:HE	2.19	0.46
1:C:19:GLY:N	2:E:20:ALA:HB2	2.31	0.46

Continued on next page...

Continued from previous page...

Atom-1	Atom-2	Interatomic distance (Å)	Clash overlap (Å)
1:C:107:LEU:HD21	1:C:124:ILE:CG1	2.36	0.46
1:D:60:CYS:CB	1:D:105:HIS:HA	2.35	0.46
1:C:85:VAL:HG12	1:C:140:ALA:HB1	1.98	0.46
1:B:14:LEU:CD1	1:B:28:LEU:CD2	2.77	0.45
1:C:83:CYS:O	1:C:104:TYR:HA	2.17	0.45
1:D:131:VAL:CG2	1:D:137:VAL:HG21	2.46	0.45
2:F:119:SER:OG	2:F:120:LEU:N	2.49	0.45
2:E:207:PRO:HG2	2:E:210:ASP:OD2	2.17	0.45
1:D:74:ASP:HA	1:D:75:PRO:HD3	1.76	0.45
2:F:131:TRP:CE3	2:F:131:TRP:HA	2.50	0.45
1:C:51:LYS:HD2	1:D:37:ARG:HB2	1.97	0.45
2:E:128:ASP:O	2:E:132:VAL:HG23	2.16	0.45
2:E:119:SER:OG	2:E:120:LEU:N	2.49	0.45
1:B:96:ARG:HD2	1:C:183:GLU:OE2	2.16	0.45
1:C:24:SER:O	1:C:28:LEU:HD23	2.16	0.45
1:C:18:PRO:HG3	2:E:19:PRO:HB2	1.97	0.45
2:F:24:ILE:HA	2:F:37:ILE:HD13	1.94	0.45
1:C:35:GLN:HB3	1:C:36:PRO:HD2	1.97	0.45
1:B:178:LEU:HB2	1:C:90:ASP:OD1	2.16	0.45
1:C:122:LEU:HA	1:C:122:LEU:HD23	1.82	0.45
1:A:61:PHE:CE2	1:A:123:HIS:ND1	2.85	0.45
2:F:80:LEU:HD13	2:F:124:ALA:CB	2.46	0.45
1:C:18:PRO:HB2	2:E:20:ALA:H	1.82	0.45
1:C:105:HIS:CE1	1:C:107:LEU:HD12	2.52	0.45
1:C:195:THR:CG2	1:C:198:LYS:HE3	2.47	0.45
1:D:70:ASP:O	1:D:74:ASP:HB3	2.16	0.45
1:D:107:LEU:O	1:D:123:HIS:HD2	2.00	0.45
1:D:29:ALA:O	1:D:32:LEU:HB3	2.17	0.45
1:D:91:VAL:HG13	1:D:104:TYR:CD1	2.52	0.45
2:E:8:ARG:HD2	2:E:34:LEU:HD21	1.99	0.45
1:D:178:LEU:HD22	1:D:186:LEU:CD2	2.46	0.45
1:A:179:GLU:OE1	1:D:89:GLY:HA3	2.17	0.45
1:D:35:GLN:HB3	1:D:36:PRO:HD2	1.98	0.45
2:F:203:GLU:C	2:F:205:PRO:HD3	2.37	0.45
1:A:15:SER:HA	1:A:20:ILE:CG2	2.47	0.45
2:E:126:GLN:HA	2:E:127:PRO:HD3	1.59	0.45
1:A:130:ARG:HE	1:A:130:ARG:HB3	1.64	0.45
2:F:187:LEU:HA	2:F:187:LEU:HD23	1.74	0.45
1:C:19:GLY:C	1:C:20:ILE:HD12	2.37	0.45
1:C:131:VAL:HG21	1:C:137:VAL:HG21	1.98	0.45
1:C:17:LEU:H	1:C:17:LEU:HD12	1.82	0.45

Continued on next page...

Continued from previous page...

Atom-1	Atom-2	Interatomic distance (Å)	Clash overlap (Å)
2:F:186:VAL:CG2	2:F:214:LEU:HB2	2.46	0.45
1:D:107:LEU:O	1:D:108:HIS:HB3	2.17	0.45
1:D:14:LEU:O	1:D:20:ILE:HG21	2.17	0.45
1:D:86:GLU:HG2	1:D:110:VAL:HG12	1.98	0.45
1:A:141:THR:CG2	1:A:142:GLY:N	2.80	0.45
1:B:30:PHE:O	1:B:33:PHE:HB3	2.16	0.45
1:C:136:GLU:OE1	1:C:138:ILE:HD11	2.16	0.44
1:D:15:SER:HA	1:D:20:ILE:CG2	2.43	0.44
2:F:24:ILE:CB	2:F:37:ILE:HD13	2.47	0.44
1:A:10:LEU:HD13	1:A:14:LEU:HG	1.99	0.44
1:D:123:HIS:O	1:D:126:PRO:HG2	2.17	0.44
1:C:84:VAL:O	1:C:84:VAL:HG23	2.18	0.44
1:D:65:ASP:OD2	1:D:66:ALA:N	2.44	0.44
1:C:54:LEU:HD13	1:C:63:ILE:CG2	2.47	0.44
1:A:174:VAL:HG21	1:D:184:VAL:HG12	1.98	0.44
2:F:147:ILE:HG22	2:F:148:PRO:O	2.17	0.44
1:A:74:ASP:HA	1:A:75:PRO:HD3	1.54	0.44
1:D:31:HIS:CE1	2:E:19:PRO:HG2	2.52	0.44
1:B:56:VAL:HG23	1:B:61:PHE:C	2.38	0.44
1:A:82:ILE:HG12	1:A:130:ARG:NH2	2.33	0.44
1:C:65:ASP:OD2	1:C:66:ALA:N	2.43	0.44
2:F:92:ALA:O	2:F:93:HIS:C	2.55	0.44
1:A:65:ASP:O	1:A:65:ASP:OD1	2.35	0.44
2:E:8:ARG:CZ	2:E:31:GLN:HB2	2.48	0.44
1:C:150:THR:HG22	1:C:154:LEU:HD12	1.99	0.44
1:A:61:PHE:HZ	1:A:126:PRO:HG3	1.83	0.44
1:D:14:LEU:C	1:D:20:ILE:HG21	2.39	0.44
1:A:141:THR:HG22	1:A:147:GLY:HA3	2.00	0.44
2:E:122:GLY:O	2:E:126:GLN:HB3	2.18	0.44
1:A:178:LEU:HD11	1:D:140:ALA:HB1	2.00	0.44
1:C:196:VAL:HG23	1:C:197:SER:H	1.83	0.44
2:F:126:GLN:HA	2:F:127:PRO:HD3	1.66	0.44
1:C:14:LEU:C	1:C:20:ILE:HG21	2.38	0.44
1:D:112:SER:O	1:D:117:VAL:N	2.49	0.44
2:F:48:SER:HA	2:F:76:LEU:HD12	2.00	0.44
1:C:128:LEU:CD2	1:C:157:LEU:HD21	2.48	0.43
1:D:128:LEU:CD2	1:D:157:LEU:HD21	2.48	0.43
1:C:18:PRO:HB3	2:E:18:THR:HG22	2.00	0.43
1:B:107:LEU:O	1:B:108:HIS:CB	2.63	0.43
1:A:164:ALA:C	1:A:165:ILE:HG12	2.39	0.43
1:D:113:PRO:CD	2:F:93:HIS:ND1	2.81	0.43

Continued on next page...

Continued from previous page...

Atom-1	Atom-2	Interatomic distance (Å)	Clash overlap (Å)
2:F:112:ALA:HB2	2:F:143:LEU:HD11	2.00	0.43
1:B:148:ASP:O	1:B:151:ALA:HB3	2.18	0.43
1:B:40:ILE:O	1:B:41:GLU:C	2.56	0.43
1:C:91:VAL:HG13	1:C:104:TYR:CD1	2.53	0.43
1:B:61:PHE:HB2	1:B:106:VAL:O	2.19	0.43
2:F:99:ALA:HA	2:F:103:PHE:CD1	2.52	0.43
1:B:4:PRO:CG	1:B:7:LEU:HB2	2.36	0.43
2:F:23:ILE:C	2:F:37:ILE:HD12	2.39	0.43
1:D:36:PRO:HD2	1:D:39:ASP:HB2	2.01	0.43
2:F:192:HIS:HB2	2:F:196:ARG:NH2	2.33	0.43
1:A:70:ASP:OD2	1:A:70:ASP:N	2.49	0.43
2:F:115:LEU:CD2	2:F:140:LEU:HD21	2.25	0.43
1:C:132:GLY:H	1:C:135:MET:HE1	1.83	0.43
1:C:148:ASP:O	1:C:152:LEU:HD12	2.18	0.43
1:D:17:LEU:H	1:D:17:LEU:HD12	1.84	0.43
2:F:160:ASP:N	2:F:161:PRO:CD	2.81	0.43
2:E:29:THR:OG1	2:E:32:GLY:O	2.30	0.43
2:F:48:SER:C	2:F:50:LEU:H	2.20	0.43
2:E:115:LEU:O	2:E:118:ALA:N	2.52	0.43
1:D:135:MET:O	1:D:164:ALA:N	2.42	0.43
1:A:133:GLN:HA	1:A:162:GLY:HA3	2.00	0.43
2:E:80:LEU:HD13	2:E:124:ALA:CB	2.49	0.43
1:A:33:PHE:CD1	1:B:63:ILE:CD1	3.02	0.43
2:E:48:SER:C	2:E:50:LEU:H	2.21	0.43
1:D:132:GLY:H	1:D:135:MET:HE2	1.83	0.43
2:E:162:GLU:CB	2:E:187:LEU:HD11	2.47	0.43
2:F:151:ALA:O	2:F:159:PRO:HA	2.18	0.43
1:B:185:THR:HA	1:C:174:VAL:HG23	2.01	0.42
2:F:136:MET:CE	2:F:198:VAL:HG12	2.49	0.42
1:B:35:GLN:HB3	1:B:36:PRO:HD2	2.01	0.42
2:E:189:PHE:O	2:E:193:ALA:CA	2.67	0.42
1:B:187:GLY:O	1:B:191:THR:HG23	2.18	0.42
1:D:128:LEU:HB2	1:D:129:PRO:HD3	2.01	0.42
1:C:51:LYS:HD2	1:D:37:ARG:CA	2.46	0.42
1:B:174:VAL:HG21	1:C:184:VAL:CG1	2.49	0.42
1:D:45:SER:OG	1:D:46:ALA:N	2.51	0.42
2:F:180:PRO:HA	2:F:181:PRO:HD3	1.86	0.42
1:C:112:SER:O	1:C:117:VAL:N	2.49	0.42
2:E:151:ALA:O	2:E:159:PRO:HA	2.19	0.42
1:D:181:THR:HG22	1:D:182:ASP:N	2.34	0.42
1:D:19:GLY:C	1:D:20:ILE:HD12	2.40	0.42

Continued on next page...

Continued from previous page...

Atom-1	Atom-2	Interatomic distance (Å)	Clash overlap (Å)
1:B:56:VAL:HG23	1:B:61:PHE:O	2.19	0.42
1:D:113:PRO:HB2	2:F:93:HIS:HB3	2.02	0.42
1:C:18:PRO:HB2	2:E:20:ALA:N	2.34	0.42
1:D:85:VAL:HG12	1:D:140:ALA:HB3	2.01	0.42
1:A:67:GLU:O	1:A:68:LYS:HD2	2.20	0.42
1:A:30:PHE:O	1:A:33:PHE:HB3	2.19	0.42
2:F:48:SER:HB2	2:F:76:LEU:HB2	2.02	0.42
1:A:96:ARG:HB3	1:D:183:GLU:HG2	2.02	0.42
2:F:118:ALA:HA	2:F:121:ARG:CZ	2.50	0.42
2:F:102:LEU:CD1	2:F:144:ALA:HB3	2.34	0.42
1:D:87:GLU:HB3	1:D:88:PRO:CD	2.49	0.42
1:B:90:ASP:OD1	1:C:179:GLU:N	2.52	0.42
1:C:74:ASP:HA	1:C:75:PRO:HD3	1.77	0.42
1:A:74:ASP:OD1	1:A:75:PRO:N	2.53	0.42
2:E:160:ASP:N	2:E:161:PRO:CD	2.82	0.42
1:A:40:ILE:O	1:A:43:LEU:N	2.53	0.41
1:C:123:HIS:O	1:C:126:PRO:HG2	2.20	0.41
2:F:56:VAL:HG22	2:F:57:GLY:N	2.35	0.41
2:E:147:ILE:HG22	2:E:148:PRO:O	2.19	0.41
2:F:175:LYS:HA	2:F:175:LYS:HD3	1.79	0.41
2:F:166:PRO:HA	2:F:220:LYS:HE3	2.02	0.41
2:F:115:LEU:CD1	2:F:140:LEU:HD23	2.49	0.41
1:A:40:ILE:HD12	1:B:51:LYS:HE2	2.01	0.41
2:E:56:VAL:HG22	2:E:57:GLY:H	1.84	0.41
1:D:45:SER:HG	1:D:46:ALA:H	1.67	0.41
1:C:59:ILE:HD13	1:C:59:ILE:N	2.35	0.41
1:C:138:ILE:HA	1:C:166:SER:O	2.20	0.41
1:B:107:LEU:HD23	1:B:122:LEU:HD13	2.03	0.41
1:B:68:LYS:CB	1:B:72:CYS:SG	3.04	0.41
1:B:133:GLN:HA	1:B:162:GLY:HA3	2.01	0.41
2:E:198:VAL:CG2	2:E:199:ARG:N	2.84	0.41
1:C:45:SER:OG	1:C:46:ALA:N	2.53	0.41
1:C:81:THR:CG2	1:C:136:GLU:HB3	2.33	0.41
1:B:61:PHE:O	1:B:108:HIS:CE1	2.73	0.41
1:A:35:GLN:HB3	1:A:36:PRO:HD2	2.03	0.41
1:A:48:LEU:HD21	1:B:44:ALA:HB3	2.02	0.41
1:C:110:VAL:HG21	1:C:146:GLU:HB2	2.03	0.41
2:F:128:ASP:O	2:F:132:VAL:HG23	2.21	0.41
1:B:96:ARG:HB3	1:C:183:GLU:HG2	2.01	0.41
2:F:198:VAL:CG2	2:F:199:ARG:N	2.83	0.41
2:E:171:LEU:HD11	2:E:190:LEU:CD2	2.47	0.41

Continued on next page...

Continued from previous page...

Atom-1	Atom-2	Interatomic distance (Å)	Clash overlap (Å)
1:D:119:PRO:CB	1:D:124:ILE:HD12	2.50	0.41
1:A:102:GLY:C	1:A:103:LEU:HD23	2.41	0.41
1:C:119:PRO:HB3	1:C:124:ILE:HD12	2.03	0.41
1:D:84:VAL:HG22	1:D:139:LEU:HA	2.03	0.41
1:C:63:ILE:O	1:C:64:THR:HG23	2.21	0.41
1:D:151:ALA:O	1:D:154:LEU:N	2.54	0.41
2:F:206:VAL:HG12	2:F:207:PRO:O	2.21	0.41
1:B:100:TYR:CZ	1:B:102:GLY:HA3	2.55	0.41
1:A:148:ASP:O	1:A:151:ALA:HB3	2.21	0.41
1:D:61:PHE:CD1	1:D:123:HIS:CG	3.08	0.41
1:B:59:ILE:HD11	1:B:68:LYS:HE3	2.03	0.41
2:E:164:PRO:HG3	2:E:182:TYR:CZ	2.56	0.41
1:B:20:ILE:HG22	1:B:20:ILE:O	2.20	0.41
1:B:164:ALA:C	1:B:165:ILE:HG12	2.41	0.41
2:E:192:HIS:HB2	2:E:196:ARG:NH2	2.36	0.41
1:C:86:GLU:CD	1:C:142:GLY:H	2.24	0.41
1:D:103:LEU:HA	1:D:103:LEU:HD23	1.90	0.41
1:D:85:VAL:HG12	1:D:140:ALA:HB1	2.02	0.41
1:B:61:PHE:CD2	1:B:123:HIS:ND1	2.89	0.41
1:A:57:CYS:HA	1:A:58:PRO:HD3	1.78	0.41
1:D:148:ASP:O	1:D:152:LEU:HD12	2.21	0.41
2:F:216:ARG:HB3	2:F:216:ARG:HE	1.83	0.41
1:C:119:PRO:CB	1:C:124:ILE:HD12	2.50	0.40
1:C:90:ASP:O	1:C:94:LEU:HB2	2.21	0.40
1:A:178:LEU:HD21	1:D:168:ILE:CD1	2.51	0.40
1:D:88:PRO:O	1:D:91:VAL:HB	2.21	0.40
2:F:103:PHE:N	2:F:103:PHE:CD2	2.85	0.40
2:E:196:ARG:HB2	2:E:201:SER:HB3	2.03	0.40
1:B:184:VAL:HG12	1:C:174:VAL:HG21	2.02	0.40
1:A:14:LEU:HD13	1:A:28:LEU:CG	2.48	0.40
1:D:86:GLU:CD	1:D:142:GLY:H	2.25	0.40
1:C:61:PHE:CE2	1:C:123:HIS:CG	3.09	0.40
1:B:15:SER:HA	1:B:20:ILE:CG2	2.49	0.40
1:C:87:GLU:HB3	1:C:88:PRO:CD	2.51	0.40
2:E:150:THR:HA	2:E:171:LEU:HD12	2.03	0.40
1:C:37:ARG:O	1:C:41:GLU:HB2	2.21	0.40
1:C:144:THR:HA	2:E:51:ASN:HD21	1.86	0.40
2:E:80:LEU:HD23	2:E:80:LEU:HA	1.86	0.40
2:F:99:ALA:HA	2:F:103:PHE:HD1	1.87	0.40
2:F:99:ALA:HB2	2:F:116:PHE:CD1	2.56	0.40
2:E:8:ARG:CG	2:E:9:SER:N	2.83	0.40

Continued on next page...

Continued from previous page...

Atom-1	Atom-2	Interatomic distance (Å)	Clash overlap (Å)
2:F:189:PHE:O	2:F:193:ALA:CA	2.70	0.40
1:B:195:THR:HA	1:C:166:SER:HA	2.03	0.40
1:D:87:GLU:O	1:D:90:ASP:HB2	2.21	0.40
1:B:4:PRO:O	1:B:8:VAL:HG23	2.22	0.40
2:E:12:VAL:HG13	2:E:25:VAL:CG1	2.52	0.40
2:F:189:PHE:O	2:F:193:ALA:N	2.55	0.40

There are no symmetry-related clashes.

5.3 Torsion angles [i](#)

5.3.1 Protein backbone [i](#)

In the following table, the Percentiles column shows the percent Ramachandran outliers of the chain as a percentile score with respect to all X-ray entries followed by that with respect to entries of similar resolution.

The Analysed column shows the number of residues for which the backbone conformation was analysed, and the total number of residues.

Mol	Chain	Analysed	Favoured	Allowed	Outliers	Percentiles	
1	A	194/241 (80%)	180 (93%)	14 (7%)	0	100	100
1	B	194/241 (80%)	181 (93%)	13 (7%)	0	100	100
1	C	189/241 (78%)	166 (88%)	23 (12%)	0	100	100
1	D	194/241 (80%)	171 (88%)	22 (11%)	1 (0%)	34	73
2	E	208/265 (78%)	183 (88%)	25 (12%)	0	100	100
2	F	207/265 (78%)	182 (88%)	24 (12%)	1 (0%)	34	73
All	All	1186/1494 (79%)	1063 (90%)	121 (10%)	2 (0%)	52	86

All (2) Ramachandran outliers are listed below:

Mol	Chain	Res	Type
1	D	114	MET
2	F	87	GLU

5.3.2 Protein sidechains ⓘ

In the following table, the Percentiles column shows the percent sidechain outliers of the chain as a percentile score with respect to all X-ray entries followed by that with respect to entries of similar resolution.

The Analysed column shows the number of residues for which the sidechain conformation was analysed, and the total number of residues.

Mol	Chain	Analysed	Rotameric	Outliers	Percentiles	
1	A	161/197 (82%)	159 (99%)	2 (1%)	78	90
1	B	161/197 (82%)	160 (99%)	1 (1%)	90	95
1	C	156/197 (79%)	156 (100%)	0	100	100
1	D	161/197 (82%)	161 (100%)	0	100	100
2	E	171/214 (80%)	171 (100%)	0	100	100
2	F	169/214 (79%)	168 (99%)	1 (1%)	90	95
All	All	979/1216 (80%)	975 (100%)	4 (0%)	93	97

All (4) residues with a non-rotameric sidechain are listed below:

Mol	Chain	Res	Type
1	A	15	SER
1	A	103	LEU
1	B	103	LEU
2	F	216	ARG

Some sidechains can be flipped to improve hydrogen bonding and reduce clashes. All (8) such sidechains are listed below:

Mol	Chain	Res	Type
1	A	31	HIS
1	A	35	GLN
1	A	115	ASN
1	B	31	HIS
1	D	108	HIS
2	E	149	GLN
2	F	54	HIS
2	F	73	GLN

5.3.3 RNA ⓘ

There are no RNA molecules in this entry.

5.4 Non-standard residues in protein, DNA, RNA chains [i](#)

There are no non-standard protein/DNA/RNA residues in this entry.

5.5 Carbohydrates [i](#)

There are no carbohydrates in this entry.

5.6 Ligand geometry [i](#)

Of 6 ligands modelled in this entry, 6 are monoatomic - leaving 0 for Mogul analysis.

There are no bond length outliers.

There are no bond angle outliers.

There are no chirality outliers.

There are no torsion outliers.

There are no ring outliers.

No monomer is involved in short contacts.

5.7 Other polymers [i](#)

There are no such residues in this entry.

5.8 Polymer linkage issues [i](#)

There are no chain breaks in this entry.

6 Fit of model and data ⓘ

6.1 Protein, DNA and RNA chains ⓘ

In the following table, the column labelled ‘#RSRZ> 2’ contains the number (and percentage) of RSRZ outliers, followed by percent RSRZ outliers for the chain as percentile scores relative to all X-ray entries and entries of similar resolution. The OWAB column contains the minimum, median, 95th percentile and maximum values of the occupancy-weighted average B-factor per residue. The column labelled ‘Q< 0.9’ lists the number of (and percentage) of residues with an average occupancy less than 0.9.

Mol	Chain	Analysed	<RSRZ>	#RSRZ>2	OWAB(Å ²)	Q<0.9
1	A	196/241 (81%)	-0.06	0 100 100	57, 81, 111, 158	0
1	B	196/241 (81%)	-0.02	0 100 100	57, 80, 109, 146	0
1	C	191/241 (79%)	0.08	2 (1%) 84 85	75, 130, 180, 205	0
1	D	196/241 (81%)	0.19	8 (4%) 41 39	83, 130, 174, 184	0
2	E	214/265 (80%)	0.13	3 (1%) 78 79	77, 117, 173, 208	0
2	F	213/265 (80%)	0.18	8 (3%) 44 43	75, 120, 180, 241	0
All	All	1206/1494 (80%)	0.08	21 (1%) 73 72	57, 107, 173, 241	0

All (21) RSRZ outliers are listed below:

Mol	Chain	Res	Type	RSRZ
1	D	7	LEU	4.3
1	D	68	LYS	4.0
2	F	138	TYR	3.9
1	C	63	ILE	3.2
2	F	48	SER	3.0
2	F	169	GLY	2.9
2	E	23	ILE	2.8
2	E	24	ILE	2.7
1	C	35	GLN	2.6
1	D	198	LYS	2.6
1	D	132	GLY	2.5
1	D	162	GLY	2.4
2	F	73	GLN	2.4
2	F	53	PHE	2.3
2	F	66	ASN	2.3
2	E	202	PHE	2.3
1	D	170	TYR	2.2
1	D	71	VAL	2.2
2	F	56	VAL	2.2

Continued on next page...

Continued from previous page...

Mol	Chain	Res	Type	RSRZ
1	D	30	PHE	2.1
2	F	23	ILE	2.0

6.2 Non-standard residues in protein, DNA, RNA chains [i](#)

There are no non-standard protein/DNA/RNA residues in this entry.

6.3 Carbohydrates [i](#)

There are no carbohydrates in this entry.

6.4 Ligands [i](#)

In the following table, the Atoms column lists the number of modelled atoms in the group and the number defined in the chemical component dictionary. LLDF column lists the quality of electron density of the group with respect to its neighbouring residues in protein, DNA or RNA chains. The B-factors column lists the minimum, median, 95th percentile and maximum values of B factors of atoms in the group. The column labelled 'Q< 0.9' lists the number of atoms with occupancy less than 0.9.

Mol	Type	Chain	Res	Atoms	RSCC	RSR	LLDF	B-factors(Å ²)	Q<0.9
3	ZN	B	301	1/1	0.90	0.26	1.02	70,70,70,70	0
3	ZN	F	301	1/1	0.98	0.20	0.29	87,87,87,87	0
3	ZN	A	301	1/1	0.99	0.22	0.00	73,73,73,73	0
3	ZN	E	301	1/1	0.97	0.20	-0.28	83,83,83,83	0
3	ZN	C	301	1/1	0.97	0.15	-1.02	107,107,107,107	0
3	ZN	D	301	1/1	0.99	0.09	-1.26	104,104,104,104	0

6.5 Other polymers [i](#)

There are no such residues in this entry.