



# Full wwPDB X-ray Structure Validation Report ⓘ

Feb 1, 2016 – 06:01 PM GMT

PDB ID : 4K7H  
Title : Major capsid protein P1 of the Pseudomonas phage phi6  
Authors : Boura, E.; Nemecek, D.; Plevka, P.; Steven, C.A.; Hurley, J.H.  
Deposited on : 2013-04-17  
Resolution : 3.60 Å(reported)

This is a Full wwPDB X-ray Structure Validation Report for a publicly released PDB entry.  
We welcome your comments at [validation@mail.wwpdb.org](mailto:validation@mail.wwpdb.org)  
A user guide is available at  
<http://wwpdb.org/validation/2016/XrayValidationReportHelp>  
with specific help available everywhere you see the ⓘ symbol.

---

The following versions of software and data (see [references ⓘ](#)) were used in the production of this report:

MolProbity : 4.02b-467  
Mogul : 1.7 (RC4), CSD as536be (2015)  
Xtriage (Phenix) : 1.9-1692  
EDS : rb-20026688  
Percentile statistics : 20151230.v01 (using entries in the PDB archive December 30th 2015)  
Refmac : 5.8.0135  
CCP4 : 6.5.0  
Ideal geometry (proteins) : Engh & Huber (2001)  
Ideal geometry (DNA, RNA) : Parkinson et al. (1996)  
Validation Pipeline (wwPDB-VP) : trunk26865

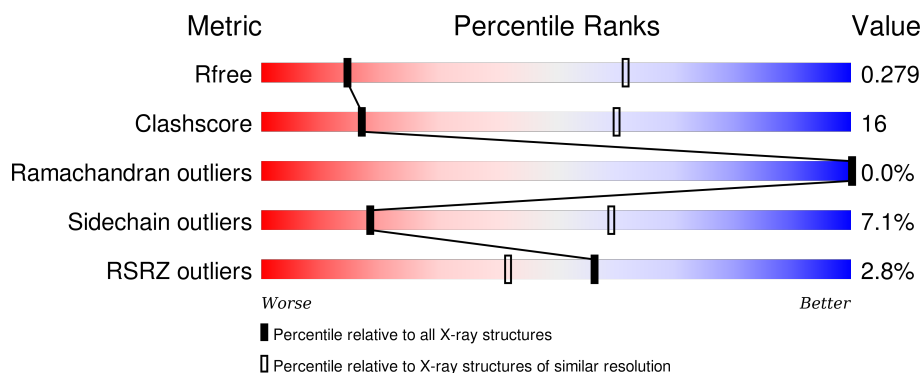
# 1 Overall quality at a glance

The following experimental techniques were used to determine the structure:

*X-RAY DIFFRACTION*

The reported resolution of this entry is 3.60 Å.

Percentile scores (ranging between 0-100) for global validation metrics of the entry are shown in the following graphic. The table shows the number of entries on which the scores are based.



Metric	Whole archive (#Entries)	Similar resolution (#Entries, resolution range(Å))
$R_{free}$	91344	1408 (3.80-3.40)
Clashscore	102246	1010 (3.74-3.46)
Ramachandran outliers	100387	1007 (3.76-3.44)
Sidechain outliers	100360	1007 (3.76-3.44)
RSRZ outliers	91569	1003 (3.78-3.42)

The table below summarises the geometric issues observed across the polymeric chains and their fit to the electron density. The red, orange, yellow and green segments on the lower bar indicate the fraction of residues that contain outliers for  $\geq 3$ , 2, 1 and 0 types of geometric quality criteria. A grey segment represents the fraction of residues that are not modelled. The numeric value for each fraction is indicated below the corresponding segment, with a dot representing fractions  $\leq 5\%$ . The upper red bar (where present) indicates the fraction of residues that have poor fit to the electron density. The numeric value is given above the bar.

Mol	Chain	Length	Quality of chain
1	A	775	<div> <div>2%</div> <div>59%</div> <div>35%</div> <div>• •</div> </div>
1	B	775	<div> <div>3%</div> <div>63%</div> <div>31%</div> <div>• •</div> </div>
1	C	775	<div> <div>3%</div> <div>63%</div> <div>32%</div> <div>• •</div> </div>
1	D	775	<div> <div>3%</div> <div>62%</div> <div>32%</div> <div>• •</div> </div>
1	E	775	<div> <div>2%</div> <div>65%</div> <div>29%</div> <div>• •</div> </div>

## 2 Entry composition

There is only 1 type of molecule in this entry. The entry contains 29340 atoms, of which 0 are hydrogens and 0 are deuteriums.

In the tables below, the ZeroOcc column contains the number of atoms modelled with zero occupancy, the AltConf column contains the number of residues with at least one atom in alternate conformation and the Trace column contains the number of residues modelled with at most 2 atoms.

- Molecule 1 is a protein called Major inner protein P1.

Mol	Chain	Residues	Atoms					ZeroOcc	AltConf	Trace
1	A	760	Total	C	N	O	S	0	0	0
			5868	3709	1032	1105	22			
1	B	760	Total	C	N	O	S	0	0	0
			5868	3709	1032	1105	22			
1	C	760	Total	C	N	O	S	0	0	0
			5868	3709	1032	1105	22			
1	D	760	Total	C	N	O	S	0	0	0
			5868	3709	1032	1105	22			
1	E	760	Total	C	N	O	S	0	0	0
			5868	3709	1032	1105	22			

There are 35 discrepancies between the modelled and reference sequences:

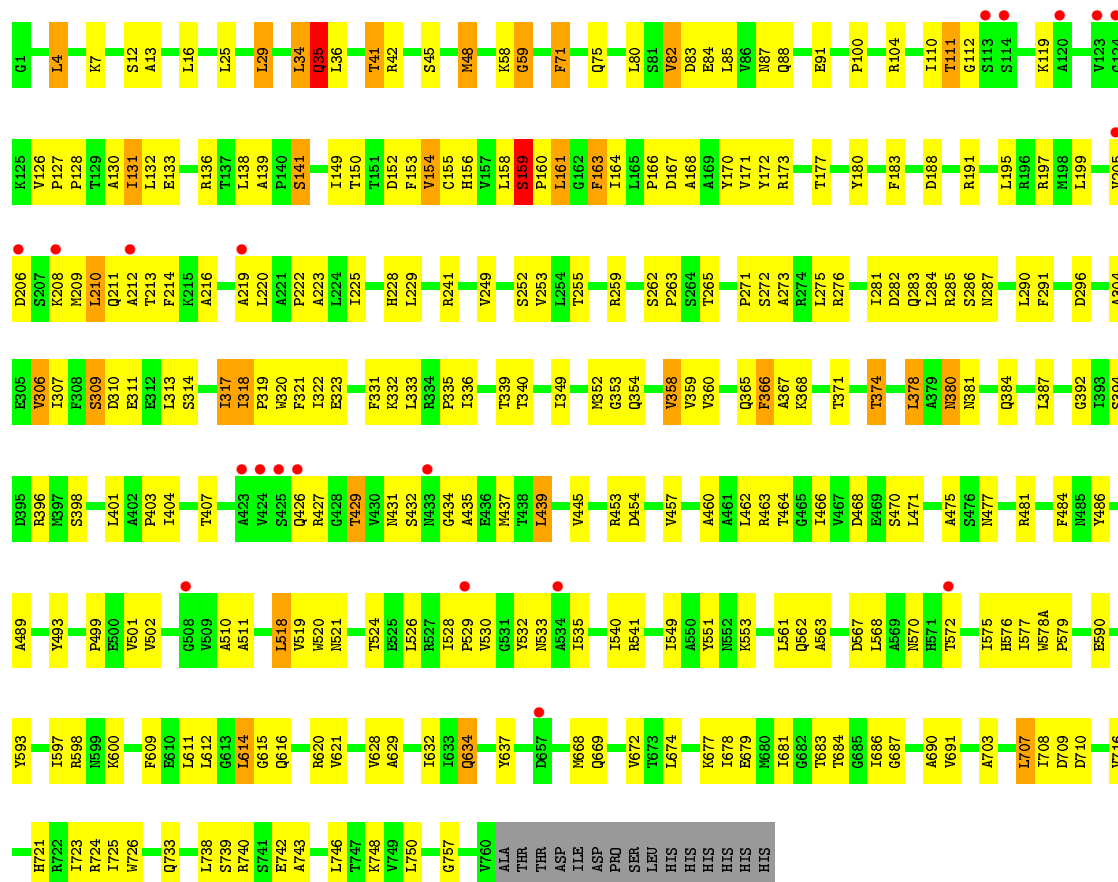
Chain	Residue	Modelled	Actual	Comment	Reference
A	1	GLY	-	EXPRESSION TAG	UNP P11126
A	770	HIS	-	EXPRESSION TAG	UNP P11126
A	771	HIS	-	EXPRESSION TAG	UNP P11126
A	772	HIS	-	EXPRESSION TAG	UNP P11126
A	773	HIS	-	EXPRESSION TAG	UNP P11126
A	774	HIS	-	EXPRESSION TAG	UNP P11126
A	775	HIS	-	EXPRESSION TAG	UNP P11126
B	1	GLY	-	EXPRESSION TAG	UNP P11126
B	770	HIS	-	EXPRESSION TAG	UNP P11126
B	771	HIS	-	EXPRESSION TAG	UNP P11126
B	772	HIS	-	EXPRESSION TAG	UNP P11126
B	773	HIS	-	EXPRESSION TAG	UNP P11126
B	774	HIS	-	EXPRESSION TAG	UNP P11126
B	775	HIS	-	EXPRESSION TAG	UNP P11126
C	1	GLY	-	EXPRESSION TAG	UNP P11126
C	770	HIS	-	EXPRESSION TAG	UNP P11126
C	771	HIS	-	EXPRESSION TAG	UNP P11126
C	772	HIS	-	EXPRESSION TAG	UNP P11126
C	773	HIS	-	EXPRESSION TAG	UNP P11126

*Continued on next page...*

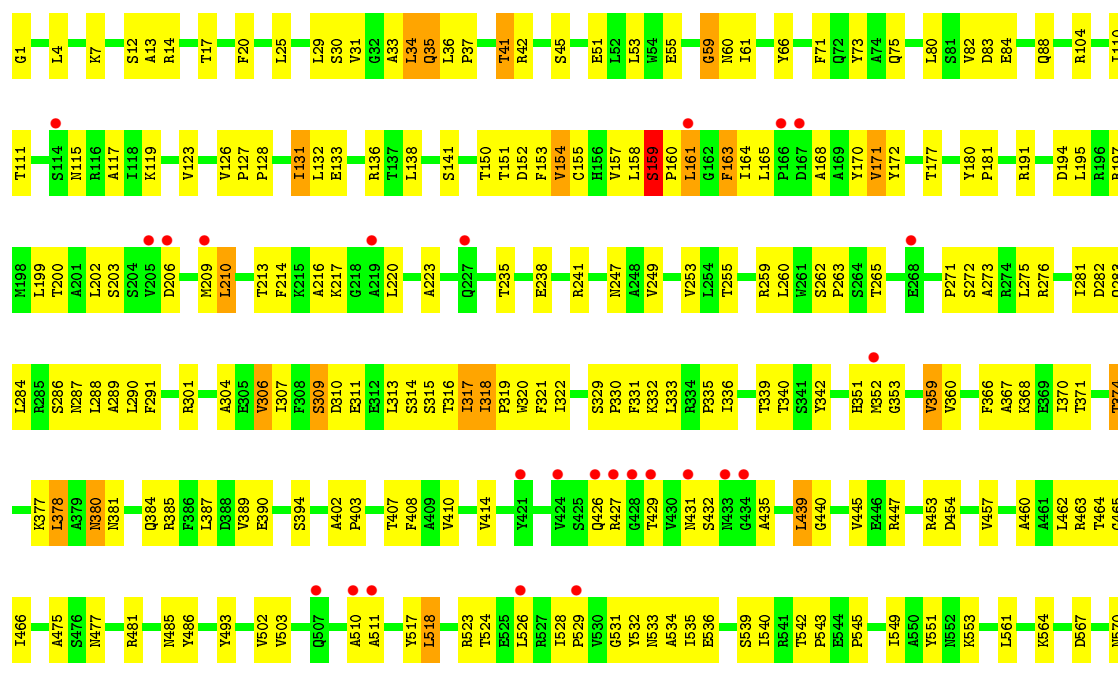
*Continued from previous page...*

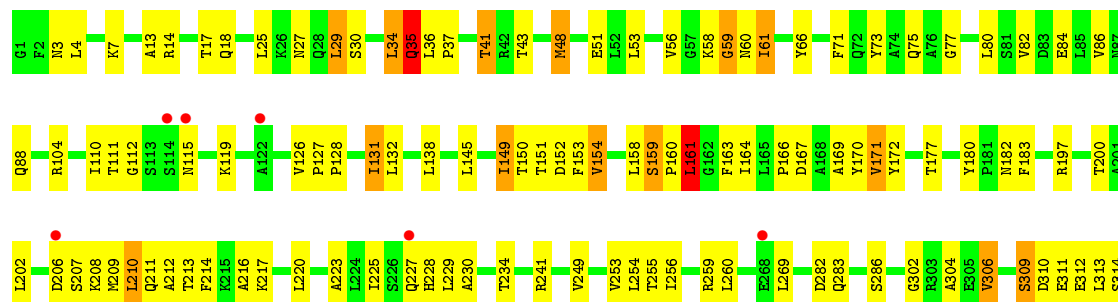
Chain	Residue	Modelled	Actual	Comment	Reference
C	774	HIS	-	EXPRESSION TAG	UNP P11126
C	775	HIS	-	EXPRESSION TAG	UNP P11126
D	1	GLY	-	EXPRESSION TAG	UNP P11126
D	770	HIS	-	EXPRESSION TAG	UNP P11126
D	771	HIS	-	EXPRESSION TAG	UNP P11126
D	772	HIS	-	EXPRESSION TAG	UNP P11126
D	773	HIS	-	EXPRESSION TAG	UNP P11126
D	774	HIS	-	EXPRESSION TAG	UNP P11126
D	775	HIS	-	EXPRESSION TAG	UNP P11126
E	1	GLY	-	EXPRESSION TAG	UNP P11126
E	770	HIS	-	EXPRESSION TAG	UNP P11126
E	771	HIS	-	EXPRESSION TAG	UNP P11126
E	772	HIS	-	EXPRESSION TAG	UNP P11126
E	773	HIS	-	EXPRESSION TAG	UNP P11126
E	774	HIS	-	EXPRESSION TAG	UNP P11126
E	775	HIS	-	EXPRESSION TAG	UNP P11126





• Molecule 1: Major inner protein P1





THR	V628	A510	A492	I317
ASP	Q634	A511	P403	I318
ILE			I404	P319
ASP			T407	W320
PRO	Y637	L517	F408	F321
SER		L518		I322
LEU	F640	V519	Y421	
HIS	V641	T524	E422	P330
HIS	E642	E525	A423	F331
HIS	D643	L526	Y424	K332
HIS		R527	S425	L333
HIS	R651	L528	Q426	
HIS	S654	P529	R427	I336
			G428	
	E659	N533	T429	T339
	K660	A534	Y430	T340
		L535	N431	S341
	I663		S432	Y342
		T540	R433	I343
	M668	R541	G434	
	Q669	T542	T438	I349
		P543	L439	D350
	T672	E544		H351
	T673	Y551	Y445	K352
	L674	R552	E446	G353
		K553	R447	Q354
	K677			H357
	I681	L561	D454	
	T684	K564	V457	E362
		V565		D363
	V691	L566	A460	F366
			A461	A367
	R705	T572	L462	K368
	G706		R463	
	L707		T464	T371
		L575	G465	A372
	V716	H576	F373	F374
		L577	V467	
		N578A	D468	
	H721	P579	E469	L378
	R722	N580	S470	A379
	I723	H581	L471	N380
	R724			N381
	I725	F587	N477	S382
	W726	F609	R481	N383
	A727	E610		Q384
			Y486	R385
	V731	L614		F386
	L732	R618	A489	L387
	Q733	E619		D388
		R620	Y493	V389
	A743	V621		E390
	V749	R622	N498	
		L623	P499	S394
	V760	L624		T400
	ALA			L401
	THR			



## 4 Data and refinement statistics

Property	Value	Source
Space group	C 2 2 21	Depositor
Cell constants a, b, c, $\alpha$ , $\beta$ , $\gamma$	182.59Å 278.85Å 246.47Å 90.00° 90.00° 90.00°	Depositor
Resolution (Å)	40.92 – 3.60 40.92 – 3.60	Depositor EDS
% Data completeness (in resolution range)	91.0 (40.92-3.60) 91.0 (40.92-3.60)	Depositor EDS
$R_{merge}$	0.19	Depositor
$R_{sym}$	0.19	Depositor
$\langle I/\sigma(I) \rangle$ <sup>1</sup>	2.08 (at 3.57Å)	Xtriage
Refinement program	PHENIX (phenix.refine: 1.8_1069)	Depositor
R, $R_{free}$	0.217 , 0.274 0.227 , 0.279	Depositor DCC
$R_{free}$ test set	3350 reflections (5.30%)	DCC
Wilson B-factor (Å <sup>2</sup> )	118.3	Xtriage
Anisotropy	0.115	Xtriage
Bulk solvent $k_{sol}$ (e/Å <sup>3</sup> ), $B_{sol}$ (Å <sup>2</sup> )	0.30 , 150.0	EDS
Estimated twinning fraction	No twinning to report.	Xtriage
L-test for twinning <sup>2</sup>	$\langle  L  \rangle = 0.47$ , $\langle L^2 \rangle = 0.30$	Xtriage
Outliers	0 of 66549 reflections	Xtriage
$F_o, F_c$ correlation	0.93	EDS
Total number of atoms	29340	wwPDB-VP
Average B, all atoms (Å <sup>2</sup> )	178.0	wwPDB-VP

Xtriage's analysis on translational NCS is as follows: *The largest off-origin peak in the Patterson function is 1.79% of the height of the origin peak. No significant pseudotranslation is detected.*

<sup>1</sup>Intensities estimated from amplitudes.

<sup>2</sup>Theoretical values of  $\langle |L| \rangle$ ,  $\langle L^2 \rangle$  for acentric reflections are 0.5, 0.375 respectively for untwinned datasets, and 0.333, 0.2 for perfectly twinned datasets.

## 5 Model quality [i](#)

### 5.1 Standard geometry [i](#)

The Z score for a bond length (or angle) is the number of standard deviations the observed value is removed from the expected value. A bond length (or angle) with  $|Z| > 5$  is considered an outlier worth inspection. RMSZ is the root-mean-square of all Z scores of the bond lengths (or angles).

Mol	Chain	Bond lengths		Bond angles	
		RMSZ	$\# Z  > 5$	RMSZ	$\# Z  > 5$
1	A	0.41	0/5988	0.67	5/8146 (0.1%)
1	B	0.42	0/5988	0.67	5/8146 (0.1%)
1	C	0.40	0/5988	0.66	3/8146 (0.0%)
1	D	0.42	0/5988	0.68	4/8146 (0.0%)
1	E	0.43	0/5988	0.69	6/8146 (0.1%)
All	All	0.42	0/29940	0.68	23/40730 (0.1%)

Chiral center outliers are detected by calculating the chiral volume of a chiral center and verifying if the center is modelled as a planar moiety or with the opposite hand. A planarity outlier is detected by checking planarity of atoms in a peptide group, atoms in a mainchain group or atoms of a sidechain that are expected to be planar.

Mol	Chain	#Chirality outliers	#Planarity outliers
1	A	0	4
1	B	0	5
1	C	0	3
1	D	0	5
1	E	0	4
All	All	0	21

There are no bond length outliers.

All (23) bond angle outliers are listed below:

Mol	Chain	Res	Type	Atoms	Z	Observed(°)	Ideal(°)
1	E	161	LEU	CA-CB-CG	6.90	131.16	115.30
1	B	161	LEU	CA-CB-CG	6.81	130.97	115.30
1	E	59	GLY	N-CA-C	-6.64	96.49	113.10
1	B	59	GLY	N-CA-C	-6.42	97.06	113.10
1	D	161	LEU	CA-CB-CG	6.32	129.83	115.30
1	A	161	LEU	CA-CB-CG	6.30	129.78	115.30
1	D	35	GLN	N-CA-C	6.20	127.75	111.00
1	A	401	LEU	CA-CB-CG	6.10	129.32	115.30

*Continued on next page...*

*Continued from previous page...*

Mol	Chain	Res	Type	Atoms	Z	Observed(°)	Ideal(°)
1	C	161	LEU	CA-CB-CG	5.90	128.88	115.30
1	D	59	GLY	N-CA-C	-5.78	98.66	113.10
1	C	35	GLN	N-CA-C	5.74	126.51	111.00
1	C	59	GLY	N-CA-C	-5.65	98.98	113.10
1	A	35	GLN	N-CA-C	5.65	126.25	111.00
1	E	35	GLN	N-CA-C	5.64	126.24	111.00
1	B	29	LEU	CA-CB-CG	5.43	127.78	115.30
1	A	29	LEU	CA-CB-CG	5.34	127.59	115.30
1	E	77	GLY	N-CA-C	-5.15	100.24	113.10
1	A	59	GLY	N-CA-C	-5.12	100.29	113.10
1	B	757	GLY	N-CA-C	-5.11	100.32	113.10
1	D	29	LEU	CA-CB-CG	5.11	127.06	115.30
1	E	29	LEU	CA-CB-CG	5.03	126.88	115.30
1	E	260	LEU	CA-CB-CG	5.03	126.88	115.30
1	B	35	GLN	N-CA-C	5.01	124.52	111.00

There are no chirality outliers.

All (21) planarity outliers are listed below:

Mol	Chain	Res	Type	Group
1	A	159	SER	Peptide
1	A	318	ILE	Peptide
1	A	34	LEU	Peptide
1	A	35	GLN	Peptide
1	B	111	THR	Peptide
1	B	159	SER	Peptide
1	B	318	ILE	Peptide
1	B	34	LEU	Peptide
1	B	35	GLN	Peptide
1	C	159	SER	Peptide
1	C	318	ILE	Peptide
1	C	34	LEU	Peptide
1	D	159	SER	Peptide
1	D	318	ILE	Peptide
1	D	34	LEU	Peptide
1	D	35	GLN	Peptide
1	D	78	GLY	Peptide
1	E	159	SER	Peptide
1	E	318	ILE	Peptide
1	E	34	LEU	Peptide
1	E	35	GLN	Peptide

## 5.2 Too-close contacts ⓘ

In the following table, the Non-H and H(model) columns list the number of non-hydrogen atoms and hydrogen atoms in the chain respectively. The H(added) column lists the number of hydrogen atoms added and optimized by MolProbity. The Clashes column lists the number of clashes within the asymmetric unit, whereas Symm-Clashes lists symmetry related clashes.

Mol	Chain	Non-H	H(model)	H(added)	Clashes	Symm-Clashes
1	A	5868	0	5807	213	0
1	B	5868	0	5807	203	0
1	C	5868	0	5807	188	1
1	D	5868	0	5807	195	2
1	E	5868	0	5807	169	1
All	All	29340	0	29035	949	2

The all-atom clashscore is defined as the number of clashes found per 1000 atoms (including hydrogen atoms). The all-atom clashscore for this structure is 16.

All (949) close contacts within the same asymmetric unit are listed below, sorted by their clash magnitude.

Atom-1	Atom-2	Interatomic distance (Å)	Clash overlap (Å)
1:C:51:GLU:H	1:C:564:LYS:HE3	1.32	0.92
1:D:367:ALA:HB1	1:D:368:LYS:HA	1.51	0.91
1:A:51:GLU:H	1:A:564:LYS:HE3	1.36	0.90
1:E:318:ILE:HG22	1:E:320:TRP:HB3	1.54	0.89
1:E:367:ALA:HB1	1:E:368:LYS:HA	1.55	0.86
1:C:367:ALA:HB1	1:C:368:LYS:HA	1.55	0.85
1:B:259:ARG:HH22	1:B:306:VAL:HG21	1.41	0.85
1:B:367:ALA:HB1	1:B:368:LYS:HA	1.57	0.84
1:A:620:ARG:NH2	1:C:84:GLU:OE2	2.11	0.83
1:B:679:GLU:HG3	1:B:724:ARG:HG2	1.61	0.82
1:D:620:ARG:NH2	1:E:84:GLU:OE2	2.13	0.82
1:D:51:GLU:H	1:D:564:LYS:HE3	1.45	0.81
1:C:259:ARG:HH22	1:C:306:VAL:HG21	1.46	0.81
1:D:259:ARG:HH22	1:D:306:VAL:HG21	1.43	0.80
1:A:367:ALA:HB1	1:A:368:LYS:HA	1.64	0.78
1:A:319:PRO:O	1:A:322:ILE:N	2.17	0.77
1:A:679:GLU:HG3	1:A:724:ARG:HG2	1.66	0.77
1:B:387:LEU:H	1:B:572:THR:HG22	1.51	0.76
1:D:225:ILE:HA	1:D:228:HIS:HB3	1.65	0.76
1:B:445:VAL:HG11	1:B:634:GLN:HG2	1.67	0.75
1:E:259:ARG:HH22	1:E:306:VAL:HG21	1.50	0.75
1:E:374:THR:HB	1:E:621:VAL:HG12	1.68	0.75

*Continued on next page...*

*Continued from previous page...*

Atom-1	Atom-2	Interatomic distance (Å)	Clash overlap (Å)
1:D:210:LEU:HD11	1:D:228:HIS:HE1	1.49	0.75
1:A:691:VAL:HG13	1:A:723:ILE:HG12	1.68	0.75
1:A:318:ILE:HG21	1:A:320:TRP:HE3	1.50	0.74
1:D:317:ILE:HG13	1:D:318:ILE:HG23	1.70	0.74
1:C:620:ARG:NH2	1:D:84:GLU:OE2	2.20	0.74
1:B:317:ILE:HG13	1:B:318:ILE:HG23	1.71	0.73
1:D:430:VAL:HG22	1:D:529:PRO:HB3	1.71	0.72
1:A:42:ARG:HG2	1:A:335:PRO:HA	1.71	0.72
1:C:75:GLN:HG2	1:C:177:THR:HG23	1.72	0.72
1:D:309:SER:HB3	1:D:313:LEU:HB2	1.72	0.72
1:B:210:LEU:HD11	1:B:228:HIS:HE1	1.53	0.72
1:C:157:VAL:HB	1:C:210:LEU:HD12	1.72	0.71
1:E:445:VAL:HG11	1:E:634:GLN:HG2	1.72	0.71
1:A:317:ILE:HG13	1:A:318:ILE:HG23	1.72	0.71
1:A:368:LYS:HE3	1:A:565:VAL:HG12	1.74	0.70
1:C:535:ILE:HA	1:C:540:ILE:HD13	1.74	0.70
1:E:317:ILE:HG13	1:E:318:ILE:HG23	1.74	0.69
1:D:75:GLN:HG2	1:D:177:THR:HG23	1.73	0.69
1:B:172:TYR:HA	1:B:578(A):TRP:HB3	1.74	0.69
1:B:309:SER:HB3	1:B:313:LEU:HB2	1.74	0.69
1:C:313:LEU:O	1:C:317:ILE:N	2.19	0.69
1:A:378:LEU:HD21	1:A:384:GLN:HB3	1.73	0.69
1:C:390:GLU:OE1	1:C:618:ARG:NH1	2.26	0.69
1:A:367:ALA:HA	1:A:401:LEU:HD11	1.75	0.69
1:B:577:ILE:HG23	1:B:578(A):TRP:CE3	2.27	0.68
1:E:310:ASP:OD1	1:E:314:SER:N	2.26	0.68
1:A:259:ARG:HH22	1:A:306:VAL:HG21	1.58	0.68
1:E:318:ILE:HB	1:E:321:PHE:H	1.58	0.68
1:B:572:THR:OG1	1:B:577:ILE:HD11	1.94	0.67
1:B:318:ILE:HG12	1:B:320:TRP:HE3	1.58	0.67
1:C:83:ASP:OD1	1:C:191:ARG:NH1	2.27	0.67
1:E:225:ILE:HA	1:E:228:HIS:HB3	1.75	0.67
1:D:691:VAL:HG13	1:D:723:ILE:HG12	1.74	0.67
1:B:271:PRO:O	1:B:276:ARG:NH1	2.27	0.67
1:B:197:ARG:NH2	1:B:241:ARG:O	2.27	0.67
1:D:36:LEU:O	1:D:503:VAL:N	2.22	0.67
1:E:80:LEU:HG	1:E:84:GLU:HG2	1.77	0.67
1:E:318:ILE:HG21	1:E:320:TRP:HE3	1.60	0.67
1:E:535:ILE:HA	1:E:540:ILE:HD13	1.76	0.67
1:B:84:GLU:OE2	1:E:620:ARG:NH2	2.28	0.67
1:E:282:ASP:OD2	1:E:283:GLN:N	2.27	0.67

*Continued on next page...*

*Continued from previous page...*

Atom-1	Atom-2	Interatomic distance (Å)	Clash overlap (Å)
1:E:58:LYS:HD2	1:E:166:PRO:HB2	1.76	0.67
1:C:197:ARG:NH2	1:C:241:ARG:O	2.29	0.66
1:E:145:LEU:HD21	1:E:172:TYR:HE1	1.61	0.66
1:C:577:ILE:HG23	1:C:578(A):TRP:CE3	2.30	0.66
1:B:691:VAL:HG13	1:B:723:ILE:HG12	1.75	0.66
1:E:343:ILE:HD13	1:E:362:GLU:HG2	1.77	0.66
1:D:319:PRO:O	1:D:322:ILE:N	2.24	0.66
1:A:562:GLN:NE2	1:A:563:ALA:O	2.29	0.66
1:D:426:GLN:CB	1:D:427:ARG:HA	2.25	0.65
1:B:530:VAL:HG21	1:B:551:TYR:CE1	2.31	0.65
1:D:720:ARG:HD2	1:D:724:ARG:HH21	1.59	0.65
1:D:367:ALA:CB	1:D:368:LYS:HA	2.25	0.65
1:C:317:ILE:HG13	1:C:318:ILE:HG23	1.77	0.65
1:A:89:PHE:HE2	1:A:149:ILE:HG21	1.61	0.65
1:C:206:ASP:HA	1:C:209:MET:HG2	1.76	0.65
1:A:152:ASP:HA	1:A:155:CYS:HB2	1.78	0.65
1:E:426:GLN:CB	1:E:427:ARG:HA	2.27	0.65
1:A:577:ILE:HG23	1:A:578(A):TRP:CE3	2.32	0.64
1:C:367:ALA:CB	1:C:368:LYS:HA	2.27	0.64
1:D:7:LYS:HE3	1:D:529:PRO:O	1.96	0.64
1:B:42:ARG:HG2	1:B:335:PRO:HA	1.78	0.64
1:B:562:GLN:NE2	1:B:563:ALA:O	2.31	0.64
1:E:318:ILE:CG2	1:E:320:TRP:HB3	2.26	0.64
1:C:523:ARG:HG2	1:C:539:SER:HB3	1.77	0.64
1:D:445:VAL:HG11	1:D:634:GLN:HG2	1.79	0.64
1:A:272:SER:HB3	1:A:275:LEU:HG	1.80	0.64
1:E:197:ARG:HA	1:E:200:THR:HG22	1.80	0.64
1:D:523:ARG:HG2	1:D:539:SER:HB3	1.79	0.63
1:B:387:LEU:H	1:B:572:THR:CG2	2.12	0.63
1:B:426:GLN:CB	1:B:427:ARG:HA	2.28	0.63
1:D:180:TYR:HE1	1:D:489:ALA:HA	1.63	0.63
1:B:91:GLU:OE1	1:E:620:ARG:NH1	2.32	0.63
1:D:42:ARG:HB3	1:D:333:LEU:HD11	1.79	0.63
1:B:354:GLN:HG2	1:B:529:PRO:HD3	1.81	0.63
1:B:7:LYS:HE3	1:B:529:PRO:O	1.98	0.63
1:E:61:ILE:HD11	1:E:153:PHE:HA	1.79	0.63
1:A:310:ASP:OD1	1:A:314:SER:N	2.31	0.63
1:B:319:PRO:O	1:B:322:ILE:N	2.28	0.62
1:A:347:SER:HB3	1:A:355:PRO:HB3	1.80	0.62
1:E:180:TYR:HE1	1:E:489:ALA:HA	1.65	0.62
1:C:36:LEU:HG	1:C:37:PRO:HD2	1.80	0.62

*Continued on next page...*

*Continued from previous page...*

Atom-1	Atom-2	Interatomic distance (Å)	Clash overlap (Å)
1:D:7:LYS:NZ	1:D:435:ALA:H	1.96	0.62
1:E:577:ILE:HG23	1:E:578(A):TRP:CE3	2.34	0.62
1:A:380:ASN:N	1:A:380:ASN:OD1	2.30	0.62
1:E:367:ALA:CB	1:E:368:LYS:HA	2.28	0.62
1:E:36:LEU:HG	1:E:37:PRO:HD2	1.81	0.62
1:D:429:THR:HB	1:D:431:ASN:H	1.65	0.62
1:D:210:LEU:HD21	1:D:228:HIS:CE1	2.35	0.62
1:C:309:SER:HB3	1:C:313:LEU:HB2	1.82	0.61
1:D:274:ARG:HH22	1:D:312:GLU:HG3	1.64	0.61
1:C:319:PRO:O	1:C:322:ILE:N	2.29	0.61
1:A:36:LEU:HG	1:A:37:PRO:HD2	1.80	0.61
1:C:168:ALA:HB1	1:C:170:TYR:HE2	1.64	0.61
1:B:401:LEU:HA	1:B:404:ILE:HD12	1.83	0.61
1:A:172:TYR:HA	1:A:578(A):TRP:HB3	1.83	0.61
1:D:387:LEU:HB2	1:D:572:THR:HG21	1.82	0.61
1:A:287:ASN:HB3	1:A:290:LEU:HD22	1.83	0.61
1:C:374:THR:HB	1:C:621:VAL:HG12	1.83	0.61
1:E:572:THR:OG1	1:E:577:ILE:HD11	2.01	0.61
1:A:462:LEU:HD11	1:A:486:TYR:CD2	2.35	0.61
1:A:468:ASP:OD2	1:A:470:SER:OG	2.17	0.61
1:B:318:ILE:HD13	1:B:321:PHE:H	1.65	0.61
1:C:426:GLN:CB	1:C:427:ARG:HA	2.29	0.61
1:C:691:VAL:HG13	1:C:723:ILE:HG12	1.83	0.61
1:B:273:ALA:HA	1:B:276:ARG:HB2	1.82	0.61
1:C:378:LEU:HD21	1:C:384:GLN:HB3	1.82	0.61
1:C:249:VAL:O	1:C:253:VAL:HG12	2.01	0.61
1:E:477:ASN:O	1:E:481:ARG:HG2	2.00	0.61
1:A:533:ASN:ND2	1:A:551:TYR:OH	2.33	0.61
1:C:7:LYS:NZ	1:C:435:ALA:H	1.98	0.61
1:B:332:LYS:HD2	1:B:333:LEU:H	1.66	0.60
1:E:110:ILE:HD12	1:E:111:THR:HG23	1.83	0.60
1:E:408:PHE:HE2	1:E:681:ILE:HD11	1.66	0.60
1:A:112:GLY:HA2	1:C:115:ASN:HD22	1.65	0.60
1:D:281:ILE:HA	1:D:284:LEU:HB2	1.83	0.60
1:C:387:LEU:HD11	1:C:577:ILE:HG21	1.82	0.60
1:B:127:PRO:HG2	1:B:130:ALA:HB2	1.84	0.60
1:B:374:THR:HB	1:B:621:VAL:HG12	1.82	0.60
1:B:367:ALA:CB	1:B:368:LYS:HA	2.30	0.60
1:E:75:GLN:HG2	1:E:177:THR:HG23	1.83	0.60
1:C:477:ASN:O	1:C:481:ARG:HG2	2.02	0.60
1:B:674:LEU:HD23	1:B:750:LEU:HD13	1.84	0.60

*Continued on next page...*

*Continued from previous page...*

Atom-1	Atom-2	Interatomic distance (Å)	Clash overlap (Å)
1:E:210:LEU:HD11	1:E:228:HIS:HE1	1.66	0.60
1:A:426:GLN:CB	1:A:427:ARG:HA	2.32	0.60
1:B:396:ARG:NH1	1:B:612:LEU:O	2.34	0.60
1:E:319:PRO:O	1:E:322:ILE:N	2.33	0.59
1:B:249:VAL:O	1:B:253:VAL:HG12	2.03	0.59
1:A:139:ALA:O	1:A:141:SER:N	2.35	0.59
1:B:4:LEU:HB2	1:B:12:SER:OG	2.03	0.59
1:B:210:LEU:HD21	1:B:228:HIS:CE1	2.37	0.59
1:A:13:ALA:HA	1:A:463:ARG:HA	1.85	0.59
1:A:572:THR:OG1	1:A:577:ILE:HD11	2.03	0.59
1:A:34:LEU:HD22	1:A:35:GLN:NE2	2.17	0.59
1:A:91:GLU:OE1	1:B:620:ARG:NH1	2.35	0.59
1:D:577:ILE:HG23	1:D:578(A):TRP:CE3	2.37	0.59
1:C:282:ASP:OD2	1:C:283:GLN:N	2.35	0.59
1:E:249:VAL:O	1:E:253:VAL:HG12	2.03	0.59
1:A:530:VAL:HG21	1:A:551:TYR:CE1	2.37	0.59
1:C:464:THR:OG1	1:C:466:ILE:HG12	2.01	0.59
1:A:104:ARG:NH1	1:A:223:ALA:O	2.36	0.59
1:A:367:ALA:CB	1:A:368:LYS:HA	2.33	0.59
1:A:112:GLY:HA2	1:C:115:ASN:ND2	2.18	0.59
1:A:75:GLN:HG2	1:A:177:THR:HG23	1.84	0.59
1:E:7:LYS:HE3	1:E:529:PRO:O	2.02	0.58
1:D:255:THR:OG1	1:D:304:ALA:HB1	2.04	0.58
1:C:7:LYS:HE3	1:C:529:PRO:O	2.03	0.58
1:C:540:ILE:HG21	1:C:551:TYR:CE2	2.38	0.58
1:A:271:PRO:O	1:A:276:ARG:NH1	2.37	0.58
1:A:408:PHE:HE2	1:A:681:ILE:HD11	1.68	0.58
1:D:314:SER:HA	1:D:317:ILE:C	2.24	0.58
1:D:378:LEU:HD21	1:D:384:GLN:HB3	1.86	0.58
1:E:309:SER:HB3	1:E:313:LEU:HB2	1.85	0.58
1:D:318:ILE:CG2	1:D:320:TRP:HB3	2.33	0.58
1:D:533:ASN:HB2	1:D:540:ILE:HG12	1.86	0.58
1:A:282:ASP:OD2	1:A:283:GLN:N	2.37	0.58
1:C:80:LEU:HG	1:C:84:GLU:HG2	1.85	0.57
1:D:36:LEU:HG	1:D:37:PRO:HD2	1.86	0.57
1:D:249:VAL:O	1:D:253:VAL:HG12	2.04	0.57
1:D:7:LYS:HZ2	1:D:435:ALA:H	1.52	0.57
1:B:629:ALA:HA	1:B:632:ILE:HD12	1.86	0.57
1:A:498:ASN:HB2	1:A:520:TRP:HD1	1.68	0.57
1:C:620:ARG:NH1	1:D:91:GLU:OE1	2.38	0.57
1:E:172:TYR:HA	1:E:578(A):TRP:HB3	1.85	0.57

*Continued on next page...*



*Continued from previous page...*

Atom-1	Atom-2	Interatomic distance (Å)	Clash overlap (Å)
1:B:733:GLN:HE21	1:B:743:ALA:HB3	1.69	0.57
1:A:318:ILE:HD13	1:A:321:PHE:HB2	1.86	0.57
1:A:522:VAL:O	1:A:539:SER:HA	2.04	0.57
1:D:183:PHE:CD1	1:D:297:MET:HB2	2.39	0.57
1:D:107:THR:OG1	1:D:226:SER:OG	2.22	0.57
1:C:310:ASP:OD1	1:C:314:SER:N	2.36	0.57
1:C:380:ASN:N	1:C:380:ASN:OD1	2.37	0.57
1:D:535:ILE:HA	1:D:540:ILE:HD13	1.86	0.57
1:D:172:TYR:HA	1:D:578(A):TRP:HB3	1.85	0.57
1:E:206:ASP:HA	1:E:209:MET:HG2	1.87	0.57
1:D:342:TYR:CG	1:D:561:LEU:HD22	2.39	0.57
1:B:156:HIS:CE1	1:B:208:LYS:HG2	2.40	0.57
1:A:131:ILE:HD11	1:A:151:THR:OG1	2.05	0.57
1:A:313:LEU:O	1:A:317:ILE:N	2.34	0.56
1:C:462:LEU:HD11	1:C:486:TYR:CD2	2.40	0.56
1:B:313:LEU:O	1:B:317:ILE:N	2.29	0.56
1:A:256:ILE:HG22	1:A:259:ARG:HH21	1.70	0.56
1:A:7:LYS:NZ	1:A:435:ALA:H	2.02	0.56
1:E:48:MET:HB2	1:E:561:LEU:HD11	1.87	0.56
1:B:530:VAL:HG21	1:B:551:TYR:HE1	1.71	0.56
1:B:339:THR:HG23	1:B:340:THR:HG23	1.87	0.56
1:A:104:ARG:NH2	1:A:114:SER:O	2.36	0.56
1:B:310:ASP:HB3	1:B:311:GLU:HA	1.86	0.56
1:E:460:ALA:O	1:E:464:THR:HG22	2.06	0.56
1:C:281:ILE:HA	1:C:284:LEU:HB2	1.88	0.56
1:E:318:ILE:HD13	1:E:321:PHE:HB2	1.87	0.56
1:D:282:ASP:OD2	1:D:283:GLN:N	2.39	0.56
1:D:206:ASP:HA	1:D:209:MET:HG2	1.88	0.56
1:B:209:MET:O	1:B:213:THR:N	2.36	0.56
1:D:692:HIS:CD2	1:E:302:GLY:HA3	2.41	0.56
1:D:210:LEU:HD21	1:D:228:HIS:NE2	2.21	0.56
1:E:408:PHE:CE2	1:E:681:ILE:HD11	2.41	0.56
1:D:468:ASP:OD2	1:D:470:SER:OG	2.24	0.56
1:B:318:ILE:HB	1:B:320:TRP:N	2.21	0.56
1:C:155:CYS:O	1:C:159:SER:OG	2.24	0.55
1:A:102:ILE:O	1:A:106:LEU:HG	2.05	0.55
1:B:365:GLN:HB3	1:B:562:GLN:HA	1.89	0.55
1:B:502:VAL:HB	1:B:519:VAL:HG22	1.87	0.55
1:A:255:THR:OG1	1:A:304:ALA:HB1	2.06	0.55
1:D:61:ILE:HD12	1:D:203:SER:HB3	1.87	0.55
1:C:61:ILE:HD11	1:C:153:PHE:HA	1.88	0.55

*Continued on next page...*

*Continued from previous page...*

Atom-1	Atom-2	Interatomic distance (Å)	Clash overlap (Å)
1:C:168:ALA:HB1	1:C:170:TYR:CE2	2.42	0.55
1:E:464:THR:OG1	1:E:466:ILE:HG12	2.05	0.55
1:C:523:ARG:HA	1:C:539:SER:HA	1.89	0.55
1:A:309:SER:HB3	1:A:313:LEU:HB2	1.89	0.55
1:E:468:ASP:OD2	1:E:470:SER:OG	2.23	0.55
1:C:154:VAL:O	1:C:158:LEU:HB2	2.07	0.55
1:E:104:ARG:NH1	1:E:223:ALA:HA	2.22	0.55
1:A:318:ILE:HG22	1:A:320:TRP:HB3	1.87	0.54
1:E:154:VAL:O	1:E:158:LEU:HB2	2.07	0.54
1:C:31:VAL:HG12	1:C:33:ALA:H	1.71	0.54
1:A:510:ALA:N	1:A:511:ALA:HA	2.21	0.54
1:A:345:GLN:NE2	1:A:549:ILE:O	2.34	0.54
1:E:313:LEU:O	1:E:317:ILE:N	2.31	0.54
1:C:197:ARG:HA	1:C:200:THR:HG22	1.89	0.54
1:A:351:HIS:CD2	1:A:352:MET:HG3	2.43	0.54
1:C:45:SER:HB2	1:C:180:TYR:HE2	1.71	0.54
1:D:273:ALA:HA	1:D:276:ARG:HB2	1.90	0.54
1:A:44:PHE:CE1	1:A:333:LEU:HB2	2.42	0.54
1:A:367:ALA:HB1	1:A:368:LYS:CA	2.37	0.54
1:B:282:ASP:OD2	1:B:283:GLN:N	2.40	0.54
1:E:310:ASP:HB3	1:E:311:GLU:HA	1.90	0.54
1:D:80:LEU:HG	1:D:84:GLU:HG2	1.89	0.54
1:B:80:LEU:HG	1:B:84:GLU:HG2	1.89	0.54
1:A:374:THR:HB	1:A:621:VAL:HG12	1.90	0.54
1:C:510:ALA:N	1:C:511:ALA:HA	2.23	0.54
1:B:668:MET:O	1:B:672:VAL:HG13	2.08	0.54
1:C:481:ARG:O	1:C:485:ASN:ND2	2.41	0.53
1:B:510:ALA:N	1:B:511:ALA:HA	2.24	0.53
1:D:510:ALA:N	1:D:511:ALA:HA	2.24	0.53
1:D:578(A):TRP:HB2	1:D:579:PRO:HD2	1.90	0.53
1:A:147:HIS:O	1:A:151:THR:OG1	2.15	0.53
1:E:342:TYR:CG	1:E:561:LEU:HD22	2.42	0.53
1:A:460:ALA:O	1:A:464:THR:HG22	2.08	0.53
1:D:502:VAL:HB	1:D:519:VAL:HG22	1.90	0.53
1:E:230:ALA:O	1:E:234:THR:OG1	2.23	0.53
1:E:197:ARG:NH2	1:E:241:ARG:O	2.42	0.53
1:E:209:MET:O	1:E:213:THR:N	2.40	0.53
1:A:703:ALA:HA	1:A:708:ILE:HG13	1.91	0.53
1:B:477:ASN:O	1:B:481:ARG:HG2	2.09	0.53
1:D:165:LEU:HD13	1:E:227:GLN:HG2	1.88	0.53
1:D:332:LYS:HD2	1:D:333:LEU:H	1.73	0.53

*Continued on next page...*

*Continued from previous page...*

Atom-1	Atom-2	Interatomic distance (Å)	Clash overlap (Å)
1:B:392:GLY:O	1:B:396:ARG:HB2	2.08	0.53
1:D:460:ALA:O	1:D:464:THR:HG22	2.08	0.53
1:D:7:LYS:HA	1:D:531:GLY:HA2	1.90	0.53
1:C:351:HIS:CD2	1:C:352:MET:HG3	2.44	0.53
1:A:670:ASN:O	1:A:673:THR:OG1	2.23	0.53
1:C:367:ALA:HB1	1:C:368:LYS:CA	2.34	0.53
1:A:520:TRP:O	1:A:541:ARG:HA	2.08	0.53
1:D:733:GLN:HE21	1:D:743:ALA:HB3	1.73	0.53
1:E:160:PRO:O	1:E:161:LEU:HB3	2.07	0.53
1:A:206:ASP:N	1:A:206:ASP:OD1	2.40	0.53
1:E:14:ARG:O	1:E:17:THR:OG1	2.25	0.53
1:C:531:GLY:O	1:C:533:ASN:ND2	2.42	0.53
1:E:145:LEU:HD21	1:E:172:TYR:CE1	2.43	0.53
1:A:35:GLN:OE1	1:A:35:GLN:N	2.42	0.53
1:C:111:THR:HG21	1:C:123:VAL:HG11	1.91	0.53
1:A:131:ILE:HD12	1:A:135:LEU:HD12	1.91	0.53
1:E:429:THR:HB	1:E:431:ASN:H	1.74	0.53
1:C:668:MET:O	1:C:672:VAL:HG13	2.09	0.53
1:C:104:ARG:NH1	1:C:223:ALA:HA	2.23	0.53
1:B:352:MET:HB2	1:B:353:GLY:HA2	1.91	0.53
1:C:209:MET:O	1:C:213:THR:N	2.40	0.52
1:C:61:ILE:HD12	1:C:203:SER:HB3	1.90	0.52
1:B:462:LEU:HD11	1:B:486:TYR:CD2	2.44	0.52
1:C:1:GLY:H1	1:C:440:GLY:HA2	1.74	0.52
1:E:210:LEU:HD11	1:E:228:HIS:CE1	2.43	0.52
1:D:679:GLU:HG3	1:D:724:ARG:HG2	1.90	0.52
1:D:171:VAL:HB	1:D:575:ILE:HG21	1.92	0.52
1:A:533:ASN:HB2	1:A:540:ILE:HG12	1.91	0.52
1:C:119:LYS:HE2	1:C:220:LEU:HA	1.92	0.52
1:C:255:THR:OG1	1:C:304:ALA:HB1	2.09	0.52
1:D:339:THR:HG23	1:D:340:THR:HG23	1.91	0.52
1:D:310:ASP:OD1	1:D:314:SER:N	2.42	0.52
1:C:445:VAL:HG11	1:C:634:GLN:HG2	1.92	0.52
1:B:126:VAL:N	1:B:163:PHE:O	2.42	0.52
1:D:56:VAL:HG22	1:D:170:TYR:HB2	1.90	0.52
1:D:374:THR:HB	1:D:621:VAL:HG12	1.92	0.52
1:D:309:SER:HB3	1:D:313:LEU:CB	2.39	0.52
1:C:35:GLN:N	1:C:35:GLN:OE1	2.43	0.52
1:C:359:VAL:HG21	1:C:414:VAL:HG12	1.92	0.52
1:E:210:LEU:HD21	1:E:228:HIS:NE2	2.24	0.52
1:B:156:HIS:HE1	1:B:208:LYS:HG2	1.75	0.52

*Continued on next page...*

*Continued from previous page...*

Atom-1	Atom-2	Interatomic distance (Å)	Clash overlap (Å)
1:D:209:MET:O	1:D:213:THR:N	2.42	0.52
1:B:669:GLN:O	1:B:672:VAL:HG22	2.10	0.52
1:B:58:LYS:HD2	1:B:166:PRO:HB2	1.92	0.52
1:B:521:ASN:OD1	1:B:541:ARG:HG2	2.08	0.52
1:C:679:GLU:HG3	1:C:724:ARG:HG2	1.90	0.52
1:E:58:LYS:CD	1:E:166:PRO:HB2	2.39	0.51
1:D:73:TYR:HE1	1:D:143:HIS:HB3	1.75	0.51
1:D:531:GLY:O	1:D:533:ASN:ND2	2.43	0.51
1:E:182:ASN:OD1	1:E:183:PHE:N	2.43	0.51
1:E:35:GLN:N	1:E:35:GLN:OE1	2.43	0.51
1:C:4:LEU:HB2	1:C:12:SER:OG	2.11	0.51
1:E:502:VAL:HB	1:E:519:VAL:HG22	1.92	0.51
1:D:275:LEU:HB3	1:D:315:SER:HB3	1.92	0.51
1:C:493:TYR:HD2	1:C:549:ILE:HD13	1.75	0.51
1:E:576:HIS:C	1:E:577:ILE:HG12	2.30	0.51
1:C:669:GLN:O	1:C:672:VAL:HG22	2.10	0.51
1:B:139:ALA:O	1:B:141:SER:N	2.43	0.51
1:B:318:ILE:CG2	1:B:320:TRP:HB3	2.41	0.51
1:B:84:GLU:O	1:B:88:GLN:HG3	2.10	0.51
1:A:339:THR:HG23	1:A:340:THR:HG23	1.93	0.51
1:A:249:VAL:O	1:A:253:VAL:HG12	2.11	0.51
1:C:589:TYR:OH	1:C:591:ASP:OD1	2.27	0.51
1:D:66:TYR:CE2	1:D:149:ILE:HB	2.46	0.51
1:A:398:SER:O	1:A:401:LEU:HB3	2.10	0.51
1:D:53:LEU:HB3	1:D:171:VAL:HG21	1.93	0.51
1:A:464:THR:OG1	1:A:466:ILE:HG12	2.11	0.51
1:A:213:THR:HG23	1:A:214:PHE:CD1	2.46	0.51
1:A:322:ILE:O	1:A:326:SER:N	2.44	0.51
1:A:408:PHE:CE2	1:A:681:ILE:HD11	2.46	0.51
1:B:521:ASN:HA	1:B:540:ILE:O	2.10	0.51
1:C:310:ASP:HB3	1:C:311:GLU:HA	1.92	0.51
1:C:34:LEU:HD22	1:C:35:GLN:NE2	2.25	0.51
1:B:686:ILE:O	1:B:690:ALA:N	2.41	0.51
1:C:692:HIS:CD2	1:D:302:GLY:HA3	2.45	0.51
1:A:391:PRO:HA	1:A:394:SER:OG	2.11	0.51
1:C:708:ILE:HD12	1:C:708:ILE:H	1.76	0.51
1:C:460:ALA:O	1:C:464:THR:HG22	2.11	0.51
1:C:165:LEU:HD13	1:D:227:GLN:HG2	1.92	0.51
1:A:400:THR:OG1	1:A:686:ILE:HD13	2.11	0.51
1:C:342:TYR:CG	1:C:561:LEU:HD22	2.46	0.51
1:A:318:ILE:CG2	1:A:320:TRP:HB3	2.41	0.51

*Continued on next page...*

*Continued from previous page...*

Atom-1	Atom-2	Interatomic distance (Å)	Clash overlap (Å)
1:C:572:THR:OG1	1:C:577:ILE:HD11	2.11	0.51
1:A:7:LYS:HE3	1:A:529:PRO:O	2.10	0.51
1:C:273:ALA:HA	1:C:276:ARG:HB2	1.93	0.51
1:B:210:LEU:HD11	1:B:228:HIS:CE1	2.40	0.50
1:B:42:ARG:O	1:B:287:ASN:HA	2.11	0.50
1:C:126:VAL:N	1:C:163:PHE:O	2.44	0.50
1:A:540:ILE:HG21	1:A:551:TYR:CE2	2.46	0.50
1:A:84:GLU:OE2	1:B:620:ARG:NH2	2.44	0.50
1:C:683:THR:HG22	1:C:724:ARG:NH1	2.27	0.50
1:B:367:ALA:HA	1:B:401:LEU:HD11	1.93	0.50
1:D:345:GLN:HE22	1:D:552:ASN:HB2	1.77	0.50
1:B:309:SER:HB3	1:B:313:LEU:CB	2.40	0.50
1:A:332:LYS:HD2	1:A:333:LEU:H	1.75	0.50
1:B:340:THR:HG21	1:B:493:TYR:HA	1.92	0.50
1:A:352:MET:HB2	1:A:353:GLY:HA2	1.93	0.50
1:E:721:HIS:O	1:E:725:ILE:HG13	2.11	0.50
1:A:330:PRO:HG2	1:A:331:PHE:CD2	2.47	0.50
1:B:460:ALA:O	1:B:464:THR:HG22	2.11	0.50
1:B:291:PHE:CZ	1:B:518:LEU:HD13	2.47	0.50
1:B:173:ARG:HB3	1:B:578(A):TRP:CE2	2.47	0.50
1:E:41:THR:HG22	1:E:286:SER:OG	2.11	0.50
1:C:578(A):TRP:HB2	1:C:579:PRO:HD2	1.93	0.50
1:E:640:PHE:CD2	1:E:674:LEU:HD13	2.47	0.50
1:A:528:ILE:HG12	1:A:535:ILE:HG23	1.92	0.50
1:A:22:ILE:HB	1:A:515:SER:HB3	1.94	0.50
1:B:429:THR:HB	1:B:431:ASN:H	1.75	0.50
1:B:360:VAL:HB	1:B:439:LEU:HB3	1.93	0.50
1:B:318:ILE:HB	1:B:320:TRP:H	1.75	0.50
1:E:367:ALA:HB1	1:E:368:LYS:CA	2.35	0.50
1:A:43:THR:O	1:A:333:LEU:HD12	2.12	0.50
1:D:197:ARG:NH2	1:D:241:ARG:O	2.44	0.50
1:A:43:THR:HA	1:A:287:ASN:ND2	2.27	0.49
1:A:336:ILE:O	1:A:339:THR:HG22	2.11	0.49
1:B:213:THR:HG23	1:B:214:PHE:CD1	2.47	0.49
1:A:498:ASN:HB2	1:A:520:TRP:CD1	2.47	0.49
1:B:255:THR:OG1	1:B:304:ALA:HB1	2.12	0.49
1:B:180:TYR:HE1	1:B:489:ALA:HA	1.78	0.49
1:D:41:THR:HG22	1:D:286:SER:OG	2.13	0.49
1:E:213:THR:HG23	1:E:214:PHE:CD1	2.47	0.49
1:B:168:ALA:HB1	1:B:170:TYR:CE2	2.47	0.49
1:A:256:ILE:HG22	1:A:259:ARG:NH2	2.28	0.49

*Continued on next page...*

*Continued from previous page...*

Atom-1	Atom-2	Interatomic distance (Å)	Clash overlap (Å)
1:C:42:ARG:O	1:C:287:ASN:HA	2.13	0.49
1:B:403:PRO:O	1:B:407:THR:HG22	2.12	0.49
1:C:13:ALA:HA	1:C:463:ARG:HA	1.94	0.49
1:D:119:LYS:HG2	1:D:220:LEU:HA	1.94	0.49
1:A:392:GLY:O	1:A:396:ARG:HB2	2.12	0.49
1:C:318:ILE:CG2	1:C:320:TRP:HB3	2.43	0.49
1:E:259:ARG:NH2	1:E:306:VAL:HG21	2.22	0.49
1:C:309:SER:HB3	1:C:313:LEU:CB	2.42	0.49
1:E:691:VAL:HG13	1:E:723:ILE:HG12	1.93	0.49
1:C:272:SER:HB3	1:C:275:LEU:HG	1.94	0.49
1:C:260:LEU:HD23	1:C:271:PRO:HG3	1.94	0.49
1:C:7:LYS:HE3	1:C:529:PRO:C	2.32	0.49
1:E:454:ASP:O	1:E:457:VAL:HG12	2.13	0.49
1:D:4:LEU:HB2	1:D:12:SER:OG	2.13	0.49
1:E:659:GLU:O	1:E:663:ILE:HG13	2.13	0.49
1:B:154:VAL:O	1:B:158:LEU:HB2	2.12	0.49
1:A:116:ARG:NH2	1:B:112:GLY:HA3	2.27	0.49
1:D:530:VAL:HG21	1:D:551:TYR:CE1	2.48	0.49
1:B:259:ARG:O	1:B:265:THR:HG22	2.13	0.49
1:C:318:ILE:HD13	1:C:321:PHE:HB2	1.94	0.49
1:A:348:ALA:N	1:A:357:HIS:O	2.36	0.49
1:A:739:SER:HB3	1:A:742:GLU:CD	2.33	0.49
1:E:255:THR:OG1	1:E:304:ALA:HB1	2.13	0.49
1:A:357:HIS:HB2	1:A:421:TYR:CD2	2.48	0.49
1:A:444:VAL:HG11	1:A:486:TYR:CD1	2.47	0.49
1:B:41:THR:HG22	1:B:286:SER:OG	2.13	0.49
1:D:678:ILE:HD13	1:D:729:LEU:HD21	1.94	0.49
1:C:453:ARG:NH2	1:C:475:ALA:HA	2.28	0.49
1:E:587:PHE:HB2	1:E:623:ILE:HD13	1.94	0.49
1:D:348:ALA:HB3	1:D:357:HIS:H	1.78	0.49
1:B:609:PHE:HB2	1:B:614:LEU:HD12	1.95	0.49
1:C:540:ILE:HG21	1:C:551:TYR:HE2	1.77	0.48
1:E:210:LEU:HD21	1:E:228:HIS:CE1	2.48	0.48
1:A:131:ILE:HG13	1:A:132:LEU:N	2.27	0.48
1:A:115:ASN:HB2	1:B:110:ILE:O	2.13	0.48
1:E:668:MET:O	1:E:672:VAL:HG13	2.13	0.48
1:C:339:THR:HG23	1:C:340:THR:HG23	1.94	0.48
1:D:92:TYR:CE1	1:D:146:PHE:HB3	2.48	0.48
1:A:318:ILE:HG21	1:A:320:TRP:CE3	2.40	0.48
1:D:464:THR:OG1	1:D:466:ILE:HG12	2.12	0.48
1:D:8:ASP:O	1:D:12:SER:HB3	2.13	0.48

*Continued on next page...*

*Continued from previous page...*

Atom-1	Atom-2	Interatomic distance (Å)	Clash overlap (Å)
1:E:390:GLU:OE1	1:E:618:ARG:NH1	2.45	0.48
1:C:150:THR:O	1:C:153:PHE:HB3	2.13	0.48
1:D:754:ASN:O	1:D:756:LEU:HD12	2.13	0.48
1:C:41:THR:H	1:C:286:SER:HG	1.60	0.48
1:A:190:VAL:HB	1:A:246:ALA:HB1	1.95	0.48
1:D:313:LEU:O	1:D:317:ILE:N	2.30	0.48
1:D:317:ILE:HA	1:D:318:ILE:HA	1.63	0.48
1:A:578(A):TRP:HB2	1:A:579:PRO:HD2	1.95	0.48
1:B:738:LEU:HD13	1:B:743:ALA:HB2	1.94	0.48
1:D:197:ARG:HA	1:D:200:THR:HG22	1.94	0.48
1:E:30:SER:HB3	1:E:517:TYR:CE2	2.48	0.48
1:A:160:PRO:O	1:A:161:LEU:HB3	2.14	0.48
1:C:454:ASP:O	1:C:457:VAL:HG12	2.14	0.48
1:B:228:HIS:ND1	1:B:229:LEU:HD23	2.29	0.48
1:A:205:VAL:HG23	1:A:206:ASP:OD1	2.14	0.48
1:E:373:PHE:HA	1:E:389:VAL:HA	1.95	0.48
1:E:352:MET:HB2	1:E:353:GLY:HA2	1.95	0.48
1:C:216:ALA:HA	1:C:217:LYS:HA	1.53	0.48
1:C:127:PRO:HA	1:C:128:PRO:HD3	1.76	0.48
1:E:378:LEU:HD21	1:E:384:GLN:HB3	1.96	0.48
1:E:53:LEU:HG	1:E:566:LEU:HD11	1.95	0.48
1:B:578(A):TRP:HB2	1:B:579:PRO:HD2	1.96	0.48
1:D:314:SER:HA	1:D:317:ILE:O	2.13	0.48
1:C:738:LEU:HD13	1:C:743:ALA:HB2	1.96	0.48
1:B:398:SER:HA	1:B:401:LEU:HB3	1.96	0.48
1:C:533:ASN:HB2	1:C:540:ILE:HD11	1.95	0.48
1:B:464:THR:OG1	1:B:466:ILE:HG12	2.12	0.48
1:D:669:GLN:O	1:D:672:VAL:HG22	2.14	0.48
1:B:528:ILE:HG12	1:B:535:ILE:HG23	1.96	0.48
1:A:373:PHE:HA	1:A:389:VAL:HA	1.95	0.48
1:A:491:MET:HA	1:A:494:ALA:HB3	1.96	0.48
1:D:352:MET:HB2	1:D:353:GLY:HA2	1.96	0.48
1:B:209:MET:HA	1:B:212:ALA:HB3	1.95	0.48
1:D:36:LEU:HD22	1:D:261:TRP:O	2.14	0.48
1:E:578(A):TRP:HB2	1:E:579:PRO:HD2	1.95	0.48
1:E:669:GLN:O	1:E:672:VAL:HG22	2.14	0.48
1:B:598:ARG:HG3	1:B:710:ASP:OD1	2.14	0.48
1:D:739:SER:O	1:D:742:GLU:HG2	2.14	0.48
1:A:310:ASP:HB3	1:A:311:GLU:HA	1.95	0.47
1:C:387:LEU:H	1:C:572:THR:HG22	1.78	0.47
1:A:146:PHE:HA	1:A:149:ILE:HG22	1.96	0.47

*Continued on next page...*

*Continued from previous page...*

Atom-1	Atom-2	Interatomic distance (Å)	Clash overlap (Å)
1:C:110:ILE:HD12	1:C:111:THR:N	2.29	0.47
1:E:131:ILE:HD11	1:E:151:THR:HA	1.96	0.47
1:B:576:HIS:C	1:B:577:ILE:HG12	2.35	0.47
1:D:150:THR:O	1:D:153:PHE:HB3	2.14	0.47
1:D:168:ALA:HB1	1:D:170:TYR:HE2	1.79	0.47
1:B:119:LYS:O	1:B:219:ALA:HB1	2.13	0.47
1:E:51:GLU:H	1:E:564:LYS:HE3	1.79	0.47
1:B:380:ASN:OD1	1:B:380:ASN:N	2.47	0.47
1:B:206:ASP:O	1:B:210:LEU:HB2	2.14	0.47
1:A:84:GLU:O	1:A:88:GLN:HG3	2.14	0.47
1:D:272:SER:HB3	1:D:275:LEU:HG	1.96	0.47
1:A:67:ALA:HA	1:A:195:LEU:HD23	1.96	0.47
1:B:281:ILE:HA	1:B:284:LEU:HB2	1.95	0.47
1:D:342:TYR:CD2	1:D:561:LEU:HD22	2.49	0.47
1:C:104:ARG:HH12	1:C:223:ALA:HA	1.78	0.47
1:B:520:TRP:O	1:B:541:ARG:HA	2.14	0.47
1:D:34:LEU:HD13	1:D:35:GLN:OE1	2.15	0.47
1:D:370:ILE:O	1:D:394:SER:HB3	2.14	0.47
1:D:50:SER:HA	1:D:564:LYS:HE3	1.97	0.47
1:D:209:MET:HA	1:D:212:ALA:HB3	1.95	0.47
1:C:528:ILE:HG12	1:C:535:ILE:HG23	1.97	0.47
1:D:637:TYR:CZ	1:D:742:GLU:HB2	2.49	0.47
1:A:41:THR:HG22	1:A:286:SER:OG	2.14	0.47
1:B:336:ILE:O	1:B:339:THR:HG22	2.14	0.47
1:A:528:ILE:HG21	1:A:535:ILE:HG21	1.96	0.47
1:D:117:ALA:HB1	1:D:222:PRO:HD2	1.96	0.47
1:E:317:ILE:HA	1:E:318:ILE:HA	1.52	0.47
1:B:259:ARG:NH2	1:B:306:VAL:HG21	2.21	0.47
1:C:528:ILE:HG21	1:C:535:ILE:HG21	1.96	0.47
1:A:259:ARG:O	1:A:265:THR:HG22	2.14	0.47
1:C:111:THR:HG21	1:C:123:VAL:CG1	2.44	0.47
1:E:66:TYR:CE2	1:E:149:ILE:HB	2.48	0.47
1:A:103:TRP:O	1:A:107:THR:OG1	2.32	0.47
1:D:673:THR:O	1:D:677:LYS:HG2	2.15	0.47
1:C:53:LEU:HB3	1:C:171:VAL:HG21	1.97	0.47
1:A:430:VAL:HG22	1:A:529:PRO:HB3	1.96	0.47
1:E:53:LEU:HB3	1:E:171:VAL:HG21	1.97	0.47
1:A:150:THR:O	1:A:153:PHE:HB3	2.15	0.47
1:D:104:ARG:NH2	1:D:114:SER:O	2.25	0.47
1:C:131:ILE:HD11	1:C:151:THR:OG1	2.15	0.47
1:E:126:VAL:N	1:E:163:PHE:O	2.45	0.47

*Continued on next page...*



*Continued from previous page...*

Atom-1	Atom-2	Interatomic distance (Å)	Clash overlap (Å)
1:A:681:ILE:HD13	1:A:732:LEU:HD11	1.97	0.47
1:D:168:ALA:HB1	1:D:170:TYR:CE2	2.50	0.47
1:B:119:LYS:HG2	1:B:220:LEU:HA	1.96	0.47
1:D:477:ASN:O	1:D:481:ARG:HG2	2.14	0.47
1:C:567:ASP:OD1	1:C:570:ASN:HB2	2.15	0.47
1:A:314:SER:HA	1:A:318:ILE:N	2.30	0.47
1:A:387:LEU:HB2	1:A:572:THR:HG21	1.96	0.47
1:D:274:ARG:NH2	1:D:312:GLU:HG3	2.30	0.47
1:E:673:THR:O	1:E:677:LYS:HG2	2.15	0.47
1:B:637:TYR:CZ	1:B:742:GLU:HB2	2.50	0.47
1:A:480:LYS:HA	1:A:483:MET:HE1	1.97	0.47
1:B:149:ILE:HD11	1:B:199:LEU:HD22	1.97	0.47
1:A:317:ILE:HA	1:A:318:ILE:HA	1.51	0.46
1:D:534:ALA:H	1:D:540:ILE:CD1	2.28	0.46
1:B:225:ILE:HA	1:B:228:HIS:HB3	1.97	0.46
1:E:349:ILE:HD11	1:E:353:GLY:O	2.15	0.46
1:C:377:LYS:HA	1:C:385:ARG:HD3	1.97	0.46
1:A:180:TYR:HE1	1:A:489:ALA:HA	1.80	0.46
1:C:51:GLU:N	1:C:564:LYS:HE3	2.14	0.46
1:B:4:LEU:N	1:B:437:MET:O	2.46	0.46
1:C:117:ALA:HB2	1:C:223:ALA:HB2	1.96	0.46
1:E:654:SER:O	1:E:660:LYS:HD2	2.15	0.46
1:B:721:HIS:O	1:B:725:ILE:HG13	2.16	0.46
1:A:477:ASN:O	1:A:481:ARG:HG2	2.15	0.46
1:D:380:ASN:N	1:D:380:ASN:OD1	2.46	0.46
1:B:16:LEU:HA	1:B:16:LEU:HD23	1.74	0.46
1:D:103:TRP:O	1:D:107:THR:OG1	2.34	0.46
1:E:59:GLY:HA2	1:E:152:ASP:O	2.15	0.46
1:B:739:SER:HB3	1:B:742:GLU:CD	2.35	0.46
1:B:131:ILE:HG13	1:B:132:LEU:N	2.30	0.46
1:D:367:ALA:HB1	1:D:368:LYS:CA	2.35	0.46
1:D:51:GLU:N	1:D:564:LYS:HE3	2.22	0.46
1:A:281:ILE:HA	1:A:284:LEU:HB2	1.96	0.46
1:B:195:LEU:O	1:B:199:LEU:HG	2.15	0.46
1:D:562:GLN:NE2	1:D:563:ALA:O	2.49	0.46
1:D:86:VAL:O	1:D:90:THR:HG23	2.15	0.46
1:B:454:ASP:O	1:B:457:VAL:HG12	2.14	0.46
1:A:668:MET:O	1:A:672:VAL:HG13	2.16	0.46
1:D:160:PRO:O	1:D:161:LEU:HB3	2.15	0.46
1:A:156:HIS:CE1	1:A:208:LYS:HG2	2.51	0.46
1:A:229:LEU:HA	1:A:232:ALA:HB3	1.98	0.46

*Continued on next page...*

*Continued from previous page...*

Atom-1	Atom-2	Interatomic distance (Å)	Clash overlap (Å)
1:E:387:LEU:H	1:E:572:THR:HG22	1.81	0.46
1:B:528:ILE:HG21	1:B:535:ILE:HG21	1.98	0.46
1:E:641:VAL:HA	1:E:749:VAL:HG21	1.97	0.46
1:B:48:MET:HB2	1:B:561:LEU:HD11	1.98	0.46
1:E:510:ALA:N	1:E:511:ALA:HA	2.31	0.46
1:C:336:ILE:O	1:C:339:THR:HG22	2.16	0.46
1:A:58:LYS:HD2	1:A:166:PRO:HB2	1.98	0.46
1:C:262:SER:HA	1:C:263:PRO:HD2	1.83	0.46
1:D:641:VAL:HA	1:D:749:VAL:HG21	1.98	0.46
1:D:408:PHE:HE2	1:D:681:ILE:HD11	1.80	0.46
1:C:332:LYS:HD2	1:C:333:LEU:H	1.81	0.46
1:E:400:THR:O	1:E:403:PRO:HD2	2.16	0.46
1:D:61:ILE:HD11	1:D:153:PHE:HA	1.97	0.46
1:D:34:LEU:HD22	1:D:35:GLN:CD	2.36	0.46
1:B:637:TYR:HD1	1:B:746:LEU:HD13	1.81	0.46
1:D:112:GLY:HA2	1:E:115:ASN:HD22	1.81	0.46
1:C:609:PHE:CD2	1:C:617:ARG:HB2	2.51	0.46
1:E:528:ILE:HG12	1:E:535:ILE:HG23	1.98	0.45
1:B:111:THR:HA	1:B:112:GLY:HA2	1.78	0.45
1:D:104:ARG:HA	1:D:104:ARG:HD2	1.76	0.45
1:B:739:SER:HB3	1:B:742:GLU:HG2	1.98	0.45
1:B:468:ASP:OD2	1:B:470:SER:OG	2.34	0.45
1:D:229:LEU:HA	1:D:232:ALA:HB3	1.99	0.45
1:C:171:VAL:HB	1:C:575:ILE:HG21	1.97	0.45
1:D:733:GLN:HE21	1:D:743:ALA:CB	2.28	0.45
1:B:35:GLN:N	1:B:35:GLN:OE1	2.49	0.45
1:B:7:LYS:NZ	1:B:435:ALA:H	2.14	0.45
1:E:104:ARG:HD2	1:E:104:ARG:HA	1.74	0.45
1:C:352:MET:HB2	1:C:353:GLY:HA2	1.97	0.45
1:B:160:PRO:HG2	1:B:163:PHE:CE2	2.51	0.45
1:E:13:ALA:HA	1:E:463:ARG:HA	1.98	0.45
1:A:165:LEU:O	1:A:165:LEU:HD12	2.15	0.45
1:A:637:TYR:CD1	1:A:746:LEU:HD13	2.52	0.45
1:B:82:VAL:HA	1:B:85:LEU:HB3	1.98	0.45
1:D:625:LYS:HA	1:D:626:PRO:HD3	1.86	0.45
1:A:111:THR:HG21	1:A:123:VAL:CG1	2.46	0.45
1:E:462:LEU:HD11	1:E:486:TYR:CD2	2.51	0.45
1:E:383:ASN:O	1:E:385:ARG:HG2	2.16	0.45
1:A:48:MET:HB2	1:A:561:LEU:HD11	1.98	0.45
1:E:216:ALA:O	1:E:220:LEU:HD11	2.16	0.45
1:E:318:ILE:HA	1:E:319:PRO:HD2	1.76	0.45

*Continued on next page...*

*Continued from previous page...*

Atom-1	Atom-2	Interatomic distance (Å)	Clash overlap (Å)
1:C:387:LEU:H	1:C:572:THR:CG2	2.30	0.45
1:E:407:THR:HG23	1:E:408:PHE:CD2	2.51	0.45
1:D:165:LEU:O	1:D:165:LEU:HD12	2.17	0.45
1:D:149:ILE:HD11	1:D:199:LEU:CD2	2.46	0.45
1:C:403:PRO:O	1:C:407:THR:HG22	2.16	0.45
1:E:651:ARG:O	1:E:660:LYS:HE3	2.16	0.45
1:B:71:PHE:CE2	1:B:331:PHE:HE2	2.35	0.45
1:A:309:SER:HB3	1:A:313:LEU:HD13	1.98	0.45
1:B:733:GLN:HE21	1:B:743:ALA:CB	2.30	0.45
1:D:119:LYS:O	1:D:219:ALA:HB1	2.17	0.45
1:D:498:ASN:HB2	1:D:520:TRP:HD1	1.81	0.45
1:E:169:ALA:O	1:E:575:ILE:HG23	2.17	0.45
1:A:341:SER:HB3	1:A:558:SER:HB2	1.98	0.45
1:B:272:SER:HB3	1:B:275:LEU:HG	1.99	0.45
1:E:340:THR:HG21	1:E:493:TYR:HA	1.98	0.45
1:A:407:THR:OG1	1:A:677:LYS:HD2	2.16	0.45
1:B:307:ILE:HG13	1:B:309:SER:H	1.82	0.45
1:B:205:VAL:O	1:B:209:MET:HG2	2.16	0.45
1:E:56:VAL:HG22	1:E:170:TYR:HB2	1.99	0.45
1:C:576:HIS:C	1:C:577:ILE:HG12	2.37	0.45
1:E:431:ASN:O	1:E:432:SER:HB2	2.17	0.45
1:E:34:LEU:HD22	1:E:35:GLN:NE2	2.32	0.45
1:A:669:GLN:O	1:A:672:VAL:HG22	2.16	0.45
1:A:258:GLY:HA3	1:A:294:TYR:CE1	2.52	0.45
1:B:431:ASN:O	1:B:432:SER:HB2	2.17	0.45
1:A:387:LEU:H	1:A:572:THR:HG22	1.82	0.45
1:D:171:VAL:HG12	1:D:576:HIS:O	2.17	0.45
1:C:131:ILE:HG13	1:C:132:LEU:N	2.32	0.45
1:B:590:GLU:O	1:B:740:ARG:NH2	2.43	0.45
1:A:609:PHE:CE2	1:A:617:ARG:HB2	2.52	0.45
1:B:150:THR:O	1:B:153:PHE:HB3	2.17	0.45
1:E:208:LYS:HG2	1:E:211:GLN:HE21	1.82	0.45
1:A:119:LYS:HE2	1:A:220:LEU:HA	1.99	0.45
1:D:750:LEU:HA	1:D:750:LEU:HD12	1.79	0.45
1:E:228:HIS:ND1	1:E:229:LEU:HD23	2.32	0.44
1:B:7:LYS:HE2	1:B:434:GLY:HA3	1.99	0.44
1:B:396:ARG:HG2	1:B:612:LEU:HD22	1.99	0.44
1:D:668:MET:O	1:D:672:VAL:HG13	2.17	0.44
1:A:659:GLU:O	1:A:663:ILE:HG13	2.17	0.44
1:D:542:THR:HA	1:D:543:PRO:HD3	1.73	0.44
1:C:275:LEU:HB3	1:C:315:SER:HB3	1.99	0.44

*Continued on next page...*

*Continued from previous page...*

Atom-1	Atom-2	Interatomic distance (Å)	Clash overlap (Å)
1:E:637:TYR:CE1	1:E:641:VAL:HG21	2.52	0.44
1:B:159:SER:HB3	1:B:164:ILE:HD11	1.98	0.44
1:E:357:HIS:HB2	1:E:421:TYR:HD2	1.82	0.44
1:D:191:ARG:O	1:D:194:ASP:HB2	2.17	0.44
1:E:84:GLU:O	1:E:88:GLN:HG3	2.16	0.44
1:E:216:ALA:HA	1:E:217:LYS:HA	1.72	0.44
1:A:609:PHE:CD1	1:A:616:GLN:O	2.70	0.44
1:A:284:LEU:HG	1:A:290:LEU:HD21	2.00	0.44
1:C:210:LEU:HA	1:C:213:THR:HG22	1.98	0.44
1:C:387:LEU:HB2	1:C:572:THR:HG21	1.98	0.44
1:B:100:PRO:O	1:B:104:ARG:HB2	2.18	0.44
1:B:378:LEU:HD11	1:B:384:GLN:HB3	1.99	0.44
1:A:310:ASP:HA	1:A:312:GLU:N	2.33	0.44
1:D:42:ARG:O	1:D:287:ASN:HA	2.18	0.44
1:C:36:LEU:O	1:C:503:VAL:N	2.43	0.44
1:B:160:PRO:O	1:B:161:LEU:HB3	2.16	0.44
1:E:59:GLY:CA	1:E:152:ASP:HB2	2.47	0.44
1:E:542:THR:HA	1:E:543:PRO:HD3	1.77	0.44
1:E:401:LEU:HA	1:E:404:ILE:HD12	1.98	0.44
1:C:84:GLU:O	1:C:88:GLN:HG3	2.17	0.44
1:A:378:LEU:HD22	1:A:576:HIS:CE1	2.53	0.44
1:C:360:VAL:HB	1:C:439:LEU:HB3	1.99	0.44
1:B:387:LEU:HG	1:B:572:THR:HG21	1.99	0.44
1:A:530:VAL:HG21	1:A:551:TYR:HE1	1.79	0.44
1:A:104:ARG:HD2	1:A:104:ARG:HA	1.79	0.44
1:D:110:ILE:HD12	1:D:111:THR:N	2.33	0.44
1:B:707:LEU:HD13	1:B:709:ASP:CG	2.38	0.44
1:B:597:ILE:HA	1:B:597:ILE:HD13	1.85	0.44
1:B:366:PHE:HE1	1:B:632:ILE:HG21	1.82	0.44
1:A:708:ILE:H	1:A:708:ILE:HD12	1.83	0.44
1:D:66:TYR:OH	1:D:152:ASP:OD2	2.36	0.44
1:D:356:SER:HB2	1:D:421:TYR:CD2	2.53	0.44
1:B:206:ASP:HA	1:B:209:MET:HG2	2.00	0.44
1:C:314:SER:HA	1:C:317:ILE:C	2.38	0.44
1:A:387:LEU:H	1:A:572:THR:CG2	2.31	0.44
1:A:365:GLN:HB3	1:A:562:GLN:HA	1.99	0.44
1:C:408:PHE:HD1	1:C:636:TRP:CE2	2.36	0.44
1:D:132:LEU:O	1:D:136:ARG:HG3	2.17	0.44
1:B:593:TYR:HB2	1:B:726:TRP:CE2	2.53	0.44
1:C:164:ILE:HG13	1:C:164:ILE:H	1.67	0.44
1:B:317:ILE:HA	1:B:318:ILE:HA	1.60	0.43

*Continued on next page...*

*Continued from previous page...*

Atom-1	Atom-2	Interatomic distance (Å)	Clash overlap (Å)
1:C:34:LEU:HD22	1:C:35:GLN:CD	2.37	0.43
1:D:349:ILE:HD11	1:D:353:GLY:O	2.18	0.43
1:C:37:PRO:HA	1:C:502:VAL:HA	2.00	0.43
1:D:431:ASN:O	1:D:432:SER:HB2	2.17	0.43
1:E:354:GLN:HG2	1:E:529:PRO:HD3	1.99	0.43
1:A:260:LEU:HB3	1:A:271:PRO:HG3	1.99	0.43
1:B:156:HIS:O	1:B:211:GLN:NE2	2.51	0.43
1:B:349:ILE:HD11	1:B:353:GLY:O	2.18	0.43
1:B:637:TYR:CE1	1:B:742:GLU:HB2	2.52	0.43
1:E:339:THR:HG23	1:E:340:THR:HG23	2.00	0.43
1:A:445:VAL:HB	1:A:631:ALA:HB1	2.00	0.43
1:D:403:PRO:O	1:D:407:THR:HG22	2.18	0.43
1:D:525:GLU:OE2	1:D:527:ARG:N	2.51	0.43
1:A:66:TYR:O	1:A:70:PHE:HD1	2.01	0.43
1:B:284:LEU:HG	1:B:290:LEU:HD21	2.00	0.43
1:D:154:VAL:O	1:D:158:LEU:HB2	2.18	0.43
1:D:344:GLY:CA	1:D:557:PRO:HG3	2.48	0.43
1:C:259:ARG:NH2	1:C:306:VAL:HG21	2.24	0.43
1:B:318:ILE:HB	1:B:320:TRP:HB3	2.00	0.43
1:B:358:VAL:HG13	1:B:437:MET:HB2	1.99	0.43
1:A:71:PHE:HE1	1:A:188:ASP:HB3	1.84	0.43
1:B:678:ILE:HA	1:B:681:ILE:HD12	2.01	0.43
1:B:314:SER:HA	1:B:317:ILE:C	2.39	0.43
1:E:150:THR:O	1:E:153:PHE:HB3	2.18	0.43
1:D:387:LEU:HG	1:D:577:ILE:HG13	2.01	0.43
1:B:493:TYR:HD2	1:B:549:ILE:HD13	1.84	0.43
1:B:216:ALA:O	1:B:220:LEU:HD11	2.18	0.43
1:E:533:ASN:N	1:E:533:ASN:OD1	2.49	0.43
1:D:528:ILE:HD12	1:D:528:ILE:O	2.19	0.43
1:E:387:LEU:H	1:E:572:THR:CG2	2.31	0.43
1:D:43:THR:O	1:D:333:LEU:HD12	2.18	0.43
1:C:42:ARG:HG2	1:C:335:PRO:HA	2.00	0.43
1:A:154:VAL:HA	1:A:157:VAL:HG22	2.00	0.43
1:A:30:SER:HB2	1:A:543:PRO:HB3	2.01	0.43
1:A:342:TYR:CD1	1:A:343:ILE:HG12	2.53	0.43
1:A:754:ASN:O	1:A:756:LEU:HD12	2.19	0.43
1:A:402:ALA:HB3	1:A:403:PRO:HD3	2.00	0.43
1:D:578(A):TRP:CD1	1:D:579:PRO:N	2.87	0.43
1:E:111:THR:HA	1:E:112:GLY:HA2	1.75	0.43
1:C:410:VAL:O	1:C:414:VAL:HG22	2.19	0.43
1:E:119:LYS:HG2	1:E:220:LEU:HA	2.00	0.43

*Continued on next page...*

*Continued from previous page...*

Atom-1	Atom-2	Interatomic distance (Å)	Clash overlap (Å)
1:A:71:PHE:CE1	1:A:188:ASP:HB3	2.54	0.43
1:C:640:PHE:CE2	1:C:674:LEU:HD13	2.54	0.43
1:A:576:HIS:C	1:A:577:ILE:HG12	2.39	0.43
1:C:104:ARG:HD2	1:C:104:ARG:HA	1.74	0.43
1:E:34:LEU:HD23	1:E:34:LEU:HA	1.79	0.43
1:A:46:ALA:HB3	1:A:179:THR:HA	2.01	0.43
1:E:43:THR:O	1:E:333:LEU:HD12	2.18	0.43
1:A:4:LEU:N	1:A:437:MET:O	2.43	0.43
1:C:133:GLU:HA	1:C:136:ARG:CZ	2.48	0.43
1:E:127:PRO:HA	1:E:128:PRO:HD3	1.89	0.43
1:A:326:SER:O	1:A:332:LYS:HD3	2.19	0.43
1:D:153:PHE:CD1	1:D:202:LEU:HD12	2.53	0.43
1:B:155:CYS:O	1:B:159:SER:OG	2.36	0.43
1:A:542:THR:HA	1:A:543:PRO:HD3	1.89	0.43
1:D:330:PRO:HG2	1:D:331:PHE:CD2	2.52	0.43
1:D:454:ASP:O	1:D:457:VAL:HG12	2.19	0.43
1:E:309:SER:HB3	1:E:313:LEU:CB	2.49	0.43
1:E:526:LEU:O	1:E:535:ILE:HD11	2.19	0.43
1:A:348:ALA:HB3	1:A:357:HIS:H	1.83	0.43
1:C:288:LEU:HD22	1:C:336:ILE:HD11	2.00	0.43
1:B:164:ILE:HD12	1:B:164:ILE:O	2.19	0.43
1:D:291:PHE:CE2	1:D:518:LEU:HD13	2.53	0.43
1:D:615:GLY:HA2	1:D:616:GLN:O	2.19	0.43
1:C:291:PHE:CE2	1:C:518:LEU:HD13	2.54	0.43
1:E:170:TYR:HD1	1:E:576:HIS:HB2	1.83	0.42
1:A:273:ALA:HA	1:A:276:ARG:HB2	2.01	0.42
1:C:408:PHE:HE2	1:C:681:ILE:HD11	1.84	0.42
1:B:133:GLU:HA	1:B:136:ARG:CZ	2.49	0.42
1:C:160:PRO:O	1:C:161:LEU:HB3	2.19	0.42
1:A:25:LEU:H	1:A:25:LEU:HG	1.60	0.42
1:B:499:PRO:O	1:B:501:VAL:HG22	2.18	0.42
1:A:94:GLN:HA	1:A:98:CYS:SG	2.59	0.42
1:E:34:LEU:HD22	1:E:35:GLN:CD	2.40	0.42
1:D:243:ASN:HB3	1:D:244:PHE:H	1.60	0.42
1:D:35:GLN:OE1	1:D:35:GLN:N	2.50	0.42
1:D:104:ARG:HH12	1:D:223:ALA:HA	1.83	0.42
1:A:343:ILE:HD13	1:A:362:GLU:HG2	2.00	0.42
1:C:598:ARG:NH1	1:C:713:ASP:OD1	2.52	0.42
1:B:703:ALA:HA	1:B:708:ILE:HG13	2.01	0.42
1:A:366:PHE:HE1	1:A:632:ILE:HG21	1.84	0.42
1:B:567:ASP:OD1	1:B:570:ASN:HB2	2.19	0.42

*Continued on next page...*

*Continued from previous page...*

Atom-1	Atom-2	Interatomic distance (Å)	Clash overlap (Å)
1:E:314:SER:HA	1:E:317:ILE:C	2.40	0.42
1:D:318:ILE:HG21	1:D:320:TRP:CE3	2.54	0.42
1:A:89:PHE:CE2	1:A:149:ILE:HD13	2.55	0.42
1:D:523:ARG:HA	1:D:539:SER:HA	2.01	0.42
1:B:609:PHE:CD1	1:B:616:GLN:O	2.72	0.42
1:D:370:ILE:HA	1:D:370:ILE:HD13	1.80	0.42
1:D:385:ARG:HG3	1:D:580:TRP:NE1	2.34	0.42
1:B:59:GLY:CA	1:B:152:ASP:HB2	2.49	0.42
1:A:198:MET:O	1:A:201:ALA:HB3	2.19	0.42
1:D:310:ASP:HB3	1:D:311:GLU:HA	2.02	0.42
1:C:307:ILE:HG13	1:C:309:SER:H	1.84	0.42
1:B:481:ARG:O	1:B:484:PHE:HB3	2.19	0.42
1:A:46:ALA:HA	1:A:330:PRO:O	2.20	0.42
1:B:252:SER:O	1:B:255:THR:HB	2.19	0.42
1:D:216:ALA:O	1:D:220:LEU:HD11	2.20	0.42
1:E:498:ASN:N	1:E:499:PRO:HD3	2.35	0.42
1:B:262:SER:HA	1:B:263:PRO:HD2	1.85	0.42
1:E:707:LEU:HA	1:E:707:LEU:HD23	1.69	0.42
1:B:318:ILE:HG21	1:B:320:TRP:HB3	2.02	0.42
1:E:578(A):TRP:CD1	1:E:579:PRO:N	2.87	0.42
1:B:281:ILE:O	1:B:285:ARG:HG2	2.19	0.42
1:A:164:ILE:HD12	1:A:164:ILE:O	2.20	0.42
1:D:155:CYS:O	1:D:159:SER:OG	2.38	0.42
1:B:13:ALA:HA	1:B:463:ARG:HA	2.02	0.42
1:A:318:ILE:HA	1:A:319:PRO:HD2	1.93	0.42
1:D:572:THR:OG1	1:D:577:ILE:HD11	2.20	0.42
1:A:111:THR:HA	1:A:112:GLY:HA2	1.93	0.42
1:B:45:SER:HB2	1:B:180:TYR:HE2	1.83	0.42
1:B:110:ILE:HD12	1:B:111:THR:N	2.34	0.42
1:A:159:SER:HB3	1:A:164:ILE:HD11	2.01	0.42
1:E:727:ALA:O	1:E:731:VAL:HG12	2.18	0.42
1:C:247:ASN:OD1	1:C:301:ARG:NH2	2.52	0.42
1:C:253:VAL:HG21	1:C:321:PHE:CD2	2.55	0.42
1:A:173:ARG:HD2	1:A:566:LEU:HD22	2.02	0.42
1:C:571:HIS:O	1:C:573:THR:N	2.53	0.42
1:D:212:ALA:HA	1:D:215:LYS:HD3	2.01	0.42
1:A:110:ILE:HD12	1:A:111:THR:N	2.35	0.42
1:E:428:GLY:HA3	1:E:429:THR:HG23	2.00	0.42
1:B:104:ARG:NH1	1:B:223:ALA:O	2.50	0.42
1:E:3:ASN:OD1	1:E:438:THR:HB	2.19	0.42
1:A:687:GLY:O	1:A:691:VAL:HG23	2.19	0.42

*Continued on next page...*

*Continued from previous page...*

Atom-1	Atom-2	Interatomic distance (Å)	Clash overlap (Å)
1:C:317:ILE:HA	1:C:318:ILE:HA	1.48	0.42
1:C:42:ARG:HD2	1:C:283:GLN:CD	2.40	0.42
1:A:132:LEU:O	1:A:136:ARG:HG3	2.19	0.42
1:A:528:ILE:HD12	1:A:528:ILE:O	2.20	0.42
1:D:191:ARG:HA	1:D:191:ARG:HD2	1.84	0.42
1:B:83:ASP:OD1	1:B:191:ARG:NH1	2.53	0.42
1:C:534:ALA:HB1	1:C:536:GLU:HB2	2.02	0.42
1:C:370:ILE:HD13	1:C:370:ILE:HA	1.72	0.42
1:D:48:MET:HG3	1:D:561:LEU:HD11	2.02	0.42
1:C:754:ASN:O	1:C:756:LEU:HD12	2.20	0.42
1:B:320:TRP:CD1	1:B:323:GLU:HB3	2.54	0.41
1:E:209:MET:HA	1:E:212:ALA:HB3	2.02	0.41
1:B:34:LEU:HD22	1:B:35:GLN:NE2	2.35	0.41
1:D:131:ILE:HG13	1:D:132:LEU:N	2.34	0.41
1:E:269:LEU:HD12	1:E:269:LEU:HA	1.92	0.41
1:C:447:ARG:HA	1:C:447:ARG:HD2	1.76	0.41
1:D:213:THR:HG23	1:D:214:PHE:CD1	2.55	0.41
1:D:528:ILE:HG12	1:D:535:ILE:HG23	2.03	0.41
1:C:575:ILE:HG22	1:C:576:HIS:O	2.21	0.41
1:D:576:HIS:C	1:D:577:ILE:HG12	2.40	0.41
1:C:7:LYS:HZ2	1:C:435:ALA:H	1.64	0.41
1:B:738:LEU:HA	1:B:738:LEU:HD23	1.81	0.41
1:D:165:LEU:HA	1:D:166:PRO:HD3	1.96	0.41
1:E:330:PRO:HG2	1:E:331:PHE:CD2	2.55	0.41
1:E:138:LEU:HA	1:E:138:LEU:HD23	1.78	0.41
1:B:387:LEU:HD12	1:B:568:LEU:HD11	2.03	0.41
1:C:55:GLU:HA	1:C:170:TYR:O	2.21	0.41
1:A:526:LEU:O	1:A:535:ILE:HD11	2.21	0.41
1:A:153:PHE:CD1	1:A:202:LEU:HD12	2.56	0.41
1:D:408:PHE:CE2	1:D:681:ILE:HD11	2.55	0.41
1:B:75:GLN:HG2	1:B:177:THR:HG23	2.02	0.41
1:B:138:LEU:HA	1:B:138:LEU:HD23	1.83	0.41
1:E:380:ASN:N	1:E:380:ASN:OD1	2.45	0.41
1:B:600:LYS:HE3	1:B:600:LYS:HB3	1.91	0.41
1:B:687:GLY:O	1:B:690:ALA:HB3	2.20	0.41
1:E:319:PRO:O	1:E:322:ILE:HB	2.21	0.41
1:B:206:ASP:HA	1:B:209:MET:CG	2.50	0.41
1:C:172:TYR:HA	1:C:578(A):TRP:HB3	2.02	0.41
1:C:153:PHE:CD1	1:C:202:LEU:HD12	2.56	0.41
1:C:165:LEU:O	1:C:165:LEU:HD12	2.21	0.41
1:D:344:GLY:HA3	1:D:557:PRO:HG3	2.03	0.41

*Continued on next page...*



*Continued from previous page...*

Atom-1	Atom-2	Interatomic distance (Å)	Clash overlap (Å)
1:D:7:LYS:NZ	1:D:435:ALA:N	2.65	0.41
1:C:309:SER:HB3	1:C:313:LEU:HD22	2.03	0.41
1:E:170:TYR:CD1	1:E:576:HIS:HB2	2.55	0.41
1:D:241:ARG:HB2	1:D:243:ASN:OD1	2.19	0.41
1:E:131:ILE:HG13	1:E:132:LEU:N	2.35	0.41
1:D:34:LEU:HD23	1:D:34:LEU:HA	1.60	0.41
1:E:59:GLY:N	1:E:152:ASP:HB2	2.35	0.41
1:C:407:THR:OG1	1:C:677:LYS:HD2	2.21	0.41
1:A:82:VAL:HG12	1:A:188:ASP:CG	2.41	0.41
1:C:14:ARG:HG2	1:C:465:GLY:HA3	2.01	0.41
1:A:429:THR:HB	1:A:431:ASN:H	1.85	0.41
1:C:181:PRO:HG2	1:C:289:ALA:HB1	2.01	0.41
1:A:61:ILE:HD12	1:A:203:SER:HB3	2.02	0.41
1:C:259:ARG:O	1:C:265:THR:HG22	2.20	0.41
1:B:314:SER:HA	1:B:317:ILE:O	2.20	0.41
1:C:528:ILE:H	1:C:528:ILE:HG13	1.68	0.41
1:C:191:ARG:O	1:C:194:ASP:HB2	2.21	0.41
1:B:87:ASN:ND2	1:E:618:ARG:NH2	2.69	0.41
1:E:18:GLN:N	1:E:544:GLU:OE2	2.32	0.41
1:E:733:GLN:HE21	1:E:743:ALA:HB3	1.86	0.41
1:D:493:TYR:HD2	1:D:549:ILE:HD13	1.84	0.41
1:D:82:VAL:HG12	1:D:188:ASP:CG	2.41	0.41
1:A:590:GLU:O	1:A:740:ARG:NH2	2.54	0.41
1:A:169:ALA:O	1:A:575:ILE:HG23	2.21	0.41
1:C:542:THR:HA	1:C:543:PRO:HD3	1.86	0.41
1:C:138:LEU:HA	1:C:138:LEU:HD23	1.88	0.41
1:A:117:ALA:HA	1:A:222:PRO:HG2	2.02	0.41
1:B:683:THR:HG22	1:B:724:ARG:NH1	2.36	0.41
1:C:213:THR:HG23	1:C:214:PHE:CD1	2.56	0.41
1:A:228:HIS:ND1	1:A:229:LEU:HD23	2.36	0.41
1:C:534:ALA:CB	1:C:536:GLU:HB2	2.50	0.41
1:D:127:PRO:HA	1:D:128:PRO:HD3	1.85	0.41
1:C:329:SER:HA	1:C:330:PRO:HD2	1.76	0.41
1:C:431:ASN:O	1:C:432:SER:HB2	2.20	0.41
1:B:453:ARG:NH2	1:B:475:ALA:HA	2.36	0.41
1:A:619:GLU:CD	1:A:619:GLU:H	2.24	0.41
1:B:611:LEU:HD23	1:B:611:LEU:HA	1.92	0.41
1:A:191:ARG:HA	1:A:191:ARG:HD2	1.82	0.41
1:A:227:GLN:HG2	1:B:167:ASP:HB2	2.01	0.41
1:D:259:ARG:O	1:D:265:THR:HG22	2.21	0.41
1:B:575:ILE:HG22	1:B:576:HIS:O	2.20	0.41

*Continued on next page...*

*Continued from previous page...*

Atom-1	Atom-2	Interatomic distance (Å)	Clash overlap (Å)
1:D:210:LEU:O	1:D:213:THR:HG22	2.21	0.41
1:B:210:LEU:HD21	1:B:228:HIS:NE2	2.35	0.41
1:B:222:PRO:O	1:B:225:ILE:HG13	2.21	0.41
1:E:540:ILE:HG21	1:E:551:TYR:CE2	2.56	0.41
1:B:127:PRO:HA	1:B:128:PRO:HD3	1.91	0.41
1:A:7:LYS:HZ2	1:A:435:ALA:H	1.66	0.41
1:C:340:THR:HG21	1:C:493:TYR:HA	2.03	0.41
1:B:615:GLY:HA2	1:B:616:GLN:O	2.20	0.41
1:C:41:THR:HG22	1:C:286:SER:OG	2.21	0.41
1:D:637:TYR:CE1	1:D:742:GLU:HB2	2.55	0.41
1:B:707:LEU:HD23	1:B:707:LEU:HA	1.75	0.41
1:E:733:GLN:HE21	1:E:743:ALA:CB	2.34	0.41
1:A:369:GLU:O	1:A:370:ILE:HD13	2.21	0.41
1:C:66:TYR:OH	1:C:152:ASP:OD2	2.38	0.41
1:B:183:PHE:HB3	1:B:296:ASP:OD2	2.21	0.41
1:E:609:PHE:CE1	1:E:610:GLU:HG2	2.56	0.41
1:A:127:PRO:HA	1:A:128:PRO:HD3	1.67	0.41
1:C:619:GLU:CD	1:C:619:GLU:H	2.23	0.41
1:E:207:SER:O	1:E:210:LEU:HB3	2.21	0.41
1:A:34:LEU:HD22	1:A:35:GLN:CD	2.41	0.41
1:C:33:ALA:O	1:C:34:LEU:HD23	2.21	0.41
1:C:545:PRO:O	1:C:549:ILE:HG13	2.21	0.41
1:C:330:PRO:HG2	1:C:331:PHE:CD2	2.56	0.41
1:A:499:PRO:O	1:A:501:VAL:HG22	2.21	0.41
1:A:589:TYR:CE2	1:A:591:ASP:HB2	2.56	0.41
1:A:171:VAL:HG12	1:A:576:HIS:O	2.21	0.40
1:A:111:THR:HG21	1:A:123:VAL:HG13	2.03	0.40
1:B:637:TYR:CD1	1:B:746:LEU:HD13	2.56	0.40
1:B:82:VAL:HG12	1:B:188:ASP:CG	2.41	0.40
1:B:378:LEU:HG	1:B:378:LEU:H	1.60	0.40
1:D:228:HIS:CE1	1:D:229:LEU:HD23	2.55	0.40
1:D:428:GLY:HA3	1:D:429:THR:HG23	2.04	0.40
1:E:7:LYS:HD3	1:E:434:GLY:HA3	2.02	0.40
1:B:677:LYS:O	1:B:681:ILE:HG13	2.21	0.40
1:C:580:TRP:CE3	1:C:581:HIS:HA	2.56	0.40
1:E:580:TRP:CE3	1:E:581:HIS:HA	2.56	0.40
1:C:17:THR:O	1:C:20:PHE:HB3	2.22	0.40
1:E:254:LEU:HA	1:E:254:LEU:HD23	1.88	0.40
1:E:447:ARG:HD2	1:E:447:ARG:HA	1.79	0.40
1:A:738:LEU:HA	1:A:738:LEU:HD23	1.83	0.40
1:A:314:SER:HA	1:A:317:ILE:C	2.42	0.40

*Continued on next page...*

Continued from previous page...

Atom-1	Atom-2	Interatomic distance (Å)	Clash overlap (Å)
1:A:42:ARG:HB3	1:A:334:ARG:O	2.21	0.40
1:D:36:LEU:HD23	1:D:37:PRO:O	2.21	0.40
1:A:348:ALA:O	1:A:355:PRO:HA	2.21	0.40
1:C:287:ASN:HB3	1:C:290:LEU:HD22	2.02	0.40
1:E:363:ASP:O	1:E:561:LEU:HB3	2.21	0.40
1:A:622:ARG:O	1:A:623:ILE:HD12	2.21	0.40
1:D:263:PRO:HG3	1:D:504:SER:HA	2.02	0.40
1:A:681:ILE:H	1:A:681:ILE:HG13	1.70	0.40
1:A:126:VAL:O	1:A:165:LEU:HG	2.21	0.40
1:C:402:ALA:HB3	1:C:403:PRO:HD3	2.03	0.40
1:D:131:ILE:HD11	1:D:151:THR:OG1	2.22	0.40
1:A:431:ASN:O	1:A:432:SER:HB2	2.21	0.40
1:C:195:LEU:O	1:C:199:LEU:HG	2.22	0.40
1:D:707:LEU:HD23	1:D:707:LEU:HA	1.78	0.40
1:D:534:ALA:H	1:D:540:ILE:HD11	1.85	0.40
1:A:59:GLY:HA2	1:A:152:ASP:HB2	2.03	0.40
1:E:66:TYR:OH	1:E:152:ASP:OD2	2.40	0.40
1:D:111:THR:HA	1:D:112:GLY:HA2	1.78	0.40
1:E:336:ILE:O	1:E:339:THR:HG22	2.21	0.40
1:D:71:PHE:CD2	1:D:330:PRO:HG3	2.57	0.40
1:B:36:LEU:HD13	1:B:263:PRO:HA	2.03	0.40
1:C:59:GLY:HA3	1:C:60:ASN:HA	1.84	0.40
1:C:235:THR:HA	1:C:238:GLU:HG2	2.03	0.40
1:D:390:GLU:OE1	1:D:618:ARG:NH1	2.55	0.40
1:C:30:SER:HB3	1:C:517:TYR:CE2	2.57	0.40

All (2) symmetry-related close contacts are listed below. The label for Atom-2 includes the symmetry operator and encoded unit-cell translations to be applied.

Atom-1	Atom-2	Interatomic distance (Å)	Clash overlap (Å)
1:C:523:ARG:O	1:D:523:ARG:NH2[8_455]	2.12	0.08
1:D:655:ARG:O	1:E:27:ASN:ND2[4_555]	2.18	0.02

## 5.3 Torsion angles [i](#)

### 5.3.1 Protein backbone [i](#)

In the following table, the Percentiles column shows the percent Ramachandran outliers of the chain as a percentile score with respect to all X-ray entries followed by that with respect to entries of similar resolution.

The Analysed column shows the number of residues for which the backbone conformation was analysed, and the total number of residues.

Mol	Chain	Analysed	Favoured	Allowed	Outliers	Percentiles	
1	A	758/775 (98%)	717 (95%)	41 (5%)	0	100	100
1	B	758/775 (98%)	720 (95%)	38 (5%)	0	100	100
1	C	758/775 (98%)	718 (95%)	40 (5%)	0	100	100
1	D	758/775 (98%)	717 (95%)	41 (5%)	0	100	100
1	E	758/775 (98%)	722 (95%)	35 (5%)	1 (0%)	56	90
All	All	3790/3875 (98%)	3594 (95%)	195 (5%)	1 (0%)	100	100

All (1) Ramachandran outliers are listed below:

Mol	Chain	Res	Type
1	E	61	ILE

### 5.3.2 Protein sidechains ⓘ

In the following table, the Percentiles column shows the percent sidechain outliers of the chain as a percentile score with respect to all X-ray entries followed by that with respect to entries of similar resolution.

The Analysed column shows the number of residues for which the sidechain conformation was analysed, and the total number of residues.

Mol	Chain	Analysed	Rotameric	Outliers	Percentiles	
1	A	618/643 (96%)	575 (93%)	43 (7%)	19	60
1	B	618/643 (96%)	576 (93%)	42 (7%)	20	61
1	C	618/643 (96%)	579 (94%)	39 (6%)	22	64
1	D	618/643 (96%)	572 (93%)	46 (7%)	17	57
1	E	618/643 (96%)	569 (92%)	49 (8%)	15	54
All	All	3090/3215 (96%)	2871 (93%)	219 (7%)	18	59

All (219) residues with a non-rotameric sidechain are listed below:

Mol	Chain	Res	Type
1	A	4	LEU
1	A	25	LEU
1	A	29	LEU
1	A	41	THR

*Continued on next page...*

*Continued from previous page...*

Mol	Chain	Res	Type
1	A	71	PHE
1	A	73	TYR
1	A	82	VAL
1	A	86	VAL
1	A	131	ILE
1	A	141	SER
1	A	154	VAL
1	A	159	SER
1	A	161	LEU
1	A	163	PHE
1	A	171	VAL
1	A	206	ASP
1	A	210	LEU
1	A	256	ILE
1	A	306	VAL
1	A	309	SER
1	A	316	THR
1	A	317	ILE
1	A	359	VAL
1	A	366	PHE
1	A	371	THR
1	A	378	LEU
1	A	380	ASN
1	A	389	VAL
1	A	394	SER
1	A	429	THR
1	A	439	LEU
1	A	471	LEU
1	A	518	LEU
1	A	524	THR
1	A	526	LEU
1	A	532	TYR
1	A	553	LYS
1	A	614	LEU
1	A	628	VAL
1	A	643	ASP
1	A	684	THR
1	A	716	VAL
1	A	748	LYS
1	B	4	LEU
1	B	25	LEU
1	B	29	LEU

*Continued on next page...*

*Continued from previous page...*

Mol	Chain	Res	Type
1	B	41	THR
1	B	48	MET
1	B	71	PHE
1	B	82	VAL
1	B	131	ILE
1	B	141	SER
1	B	154	VAL
1	B	159	SER
1	B	163	PHE
1	B	171	VAL
1	B	210	LEU
1	B	306	VAL
1	B	309	SER
1	B	317	ILE
1	B	358	VAL
1	B	359	VAL
1	B	366	PHE
1	B	371	THR
1	B	374	THR
1	B	378	LEU
1	B	380	ASN
1	B	381	ASN
1	B	394	SER
1	B	429	THR
1	B	439	LEU
1	B	471	LEU
1	B	518	LEU
1	B	524	THR
1	B	526	LEU
1	B	532	TYR
1	B	533	ASN
1	B	553	LYS
1	B	614	LEU
1	B	628	VAL
1	B	634	GLN
1	B	684	THR
1	B	707	LEU
1	B	716	VAL
1	B	748	LYS
1	C	25	LEU
1	C	29	LEU
1	C	41	THR

*Continued on next page...*

*Continued from previous page...*

Mol	Chain	Res	Type
1	C	71	PHE
1	C	73	TYR
1	C	82	VAL
1	C	131	ILE
1	C	141	SER
1	C	154	VAL
1	C	159	SER
1	C	163	PHE
1	C	171	VAL
1	C	210	LEU
1	C	306	VAL
1	C	309	SER
1	C	316	THR
1	C	317	ILE
1	C	359	VAL
1	C	366	PHE
1	C	371	THR
1	C	374	THR
1	C	378	LEU
1	C	380	ASN
1	C	381	ASN
1	C	389	VAL
1	C	394	SER
1	C	429	THR
1	C	439	LEU
1	C	518	LEU
1	C	524	THR
1	C	526	LEU
1	C	532	TYR
1	C	553	LYS
1	C	614	LEU
1	C	628	VAL
1	C	684	THR
1	C	707	LEU
1	C	716	VAL
1	C	748	LYS
1	D	25	LEU
1	D	29	LEU
1	D	41	THR
1	D	48	MET
1	D	61	ILE
1	D	71	PHE

*Continued on next page...*

*Continued from previous page...*

Mol	Chain	Res	Type
1	D	73	TYR
1	D	82	VAL
1	D	131	ILE
1	D	141	SER
1	D	154	VAL
1	D	159	SER
1	D	163	PHE
1	D	171	VAL
1	D	210	LEU
1	D	306	VAL
1	D	309	SER
1	D	316	THR
1	D	317	ILE
1	D	359	VAL
1	D	366	PHE
1	D	371	THR
1	D	374	THR
1	D	378	LEU
1	D	380	ASN
1	D	381	ASN
1	D	389	VAL
1	D	394	SER
1	D	429	THR
1	D	439	LEU
1	D	471	LEU
1	D	497	HIS
1	D	524	THR
1	D	525	GLU
1	D	526	LEU
1	D	532	TYR
1	D	553	LYS
1	D	576	HIS
1	D	614	LEU
1	D	624	LEU
1	D	628	VAL
1	D	643	ASP
1	D	684	THR
1	D	705	ARG
1	D	707	LEU
1	D	748	LYS
1	E	4	LEU
1	E	25	LEU

*Continued on next page...*



*Continued from previous page...*

Mol	Chain	Res	Type
1	E	29	LEU
1	E	41	THR
1	E	48	MET
1	E	60	ASN
1	E	71	PHE
1	E	73	TYR
1	E	82	VAL
1	E	86	VAL
1	E	131	ILE
1	E	149	ILE
1	E	154	VAL
1	E	159	SER
1	E	161	LEU
1	E	164	ILE
1	E	167	ASP
1	E	171	VAL
1	E	202	LEU
1	E	210	LEU
1	E	256	ILE
1	E	306	VAL
1	E	309	SER
1	E	312	GLU
1	E	317	ILE
1	E	366	PHE
1	E	371	THR
1	E	374	THR
1	E	378	LEU
1	E	380	ASN
1	E	381	ASN
1	E	394	SER
1	E	429	THR
1	E	439	LEU
1	E	464	THR
1	E	471	LEU
1	E	518	LEU
1	E	524	THR
1	E	526	LEU
1	E	533	ASN
1	E	553	LYS
1	E	614	LEU
1	E	624	LEU
1	E	628	VAL

*Continued on next page...*

*Continued from previous page...*

Mol	Chain	Res	Type
1	E	643	ASP
1	E	684	THR
1	E	705	ARG
1	E	707	LEU
1	E	716	VAL

Some sidechains can be flipped to improve hydrogen bonding and reduce clashes. All (4) such sidechains are listed below:

Mol	Chain	Res	Type
1	A	533	ASN
1	B	228	HIS
1	D	228	HIS
1	E	156	HIS

### 5.3.3 RNA ⓘ

There are no RNA molecules in this entry.

## 5.4 Non-standard residues in protein, DNA, RNA chains ⓘ

There are no non-standard protein/DNA/RNA residues in this entry.

## 5.5 Carbohydrates ⓘ

There are no carbohydrates in this entry.

## 5.6 Ligand geometry ⓘ

There are no ligands in this entry.

## 5.7 Other polymers ⓘ

There are no such residues in this entry.

## 5.8 Polymer linkage issues ⓘ

There are no chain breaks in this entry.

## 6 Fit of model and data

### 6.1 Protein, DNA and RNA chains

In the following table, the column labelled ‘#RSRZ> 2’ contains the number (and percentage) of RSRZ outliers, followed by percent RSRZ outliers for the chain as percentile scores relative to all X-ray entries and entries of similar resolution. The OWAB column contains the minimum, median, 95<sup>th</sup> percentile and maximum values of the occupancy-weighted average B-factor per residue. The column labelled ‘Q< 0.9’ lists the number of (and percentage) of residues with an average occupancy less than 0.9.

Mol	Chain	Analysed	<RSRZ>	#RSRZ>2			OWAB(Å <sup>2</sup> )	Q<0.9
1	A	760/775 (98%)	-0.22	19 (2%)	61	46	130, 172, 242, 296	0
1	B	760/775 (98%)	-0.17	20 (2%)	59	44	125, 172, 241, 296	0
1	C	760/775 (98%)	-0.18	26 (3%)	49	35	123, 170, 243, 295	0
1	D	760/775 (98%)	-0.18	22 (2%)	55	40	122, 169, 241, 293	0
1	E	760/775 (98%)	-0.18	19 (2%)	61	46	122, 168, 241, 296	0
All	All	3800/3875 (98%)	-0.18	106 (2%)	56	42	122, 171, 241, 296	0

All (106) RSRZ outliers are listed below:

Mol	Chain	Res	Type	RSRZ
1	B	425	SER	6.3
1	D	529	PRO	5.3
1	D	161	LEU	5.2
1	B	426	GLN	4.9
1	C	529	PRO	4.9
1	C	511	ALA	4.9
1	A	424	VAL	4.8
1	E	529	PRO	4.4
1	C	427	ARG	4.3
1	B	529	PRO	4.2
1	D	433	ASN	4.1
1	A	209	MET	4.0
1	C	428	GLY	4.0
1	D	510	ALA	3.9
1	B	205	VAL	3.9
1	A	425	SER	3.9
1	D	427	ARG	3.9
1	E	424	VAL	3.8
1	C	206	ASP	3.8
1	A	166	PRO	3.8

*Continued on next page...*

*Continued from previous page...*

Mol	Chain	Res	Type	RSRZ
1	C	205	VAL	3.8
1	D	423	ALA	3.8
1	C	166	PRO	3.7
1	E	510	ALA	3.6
1	D	509	VAL	3.6
1	B	206	ASP	3.3
1	B	424	VAL	3.3
1	A	212	ALA	3.3
1	C	510	ALA	3.2
1	E	114	SER	3.2
1	D	428	GLY	3.2
1	C	433	ASN	3.1
1	B	212	ALA	3.1
1	D	425	SER	3.1
1	D	162	GLY	3.0
1	E	526	LEU	3.0
1	E	423	ALA	3.0
1	E	421	TYR	2.9
1	D	431	ASN	2.9
1	D	227	GLN	2.9
1	D	432	SER	2.9
1	A	426	GLN	2.8
1	C	352	MET	2.8
1	D	424	VAL	2.8
1	D	421	TYR	2.8
1	A	208	LYS	2.8
1	C	209	MET	2.8
1	C	421	TYR	2.7
1	E	227	GLN	2.7
1	C	161	LEU	2.7
1	C	167	ASP	2.7
1	A	534	ALA	2.7
1	B	572	THR	2.7
1	B	423	ALA	2.7
1	D	267	LYS	2.6
1	B	113	SER	2.6
1	E	122	ALA	2.6
1	C	429	THR	2.6
1	A	122	ALA	2.6
1	D	211	GLN	2.6
1	D	114	SER	2.6
1	C	434	GLY	2.6

*Continued on next page...*

*Continued from previous page...*

Mol	Chain	Res	Type	RSRZ
1	D	571	HIS	2.6
1	B	208	LYS	2.5
1	A	510	ALA	2.5
1	E	352	MET	2.5
1	E	425	SER	2.5
1	C	426	GLN	2.5
1	B	114	SER	2.5
1	B	120	ALA	2.5
1	A	125	LYS	2.4
1	E	268	GLU	2.4
1	B	124	GLY	2.4
1	A	511	ALA	2.4
1	C	424	VAL	2.3
1	B	657	ASP	2.3
1	A	705	ARG	2.3
1	B	123	VAL	2.3
1	E	660	LYS	2.3
1	A	428	GLY	2.3
1	B	508	GLY	2.3
1	B	433	ASN	2.3
1	C	268	GLU	2.3
1	C	114	SER	2.2
1	C	219	ALA	2.2
1	A	421	TYR	2.2
1	A	509	VAL	2.2
1	C	705	ARG	2.2
1	C	526	LEU	2.2
1	A	160	PRO	2.2
1	D	311	GLU	2.2
1	B	534	ALA	2.2
1	E	351	HIS	2.2
1	A	268	GLU	2.2
1	E	206	ASP	2.1
1	C	507	GLN	2.1
1	C	431	ASN	2.1
1	E	572	THR	2.1
1	B	219	ALA	2.1
1	E	422	GLU	2.1
1	E	431	ASN	2.1
1	A	529	PRO	2.1
1	D	572	THR	2.1
1	D	209	MET	2.0

*Continued on next page...*

*Continued from previous page...*

Mol	Chain	Res	Type	RSRZ
1	E	115	ASN	2.0
1	C	227	GLN	2.0

## 6.2 Non-standard residues in protein, DNA, RNA chains [i](#)

There are no non-standard protein/DNA/RNA residues in this entry.

## 6.3 Carbohydrates [i](#)

There are no carbohydrates in this entry.

## 6.4 Ligands [i](#)

There are no ligands in this entry.

## 6.5 Other polymers [i](#)

There are no such residues in this entry.