



# Full wwPDB X-ray Structure Validation Report ⓘ

Feb 1, 2016 – 06:07 PM GMT

PDB ID : 4KIS  
Title : Crystal Structure of a LSR-DNA Complex  
Authors : Rutherford, K.; Yuan, P.; Perry, K.; Van Duyne, G.D.  
Deposited on : 2013-05-02  
Resolution : 3.20 Å(reported)

This is a Full wwPDB X-ray Structure Validation Report for a publicly released PDB entry.  
We welcome your comments at [validation@mail.wwpdb.org](mailto:validation@mail.wwpdb.org)  
A user guide is available at  
<http://wwpdb.org/validation/2016/XrayValidationReportHelp>  
with specific help available everywhere you see the ⓘ symbol.

---

The following versions of software and data (see [references ⓘ](#)) were used in the production of this report:

MolProbity : 4.02b-467  
Mogul : 1.7 (RC4), CSD as536be (2015)  
Xtriage (Phenix) : 1.9-1692  
EDS : rb-20026688  
Percentile statistics : 20151230.v01 (using entries in the PDB archive December 30th 2015)  
Refmac : 5.8.0135  
CCP4 : 6.5.0  
Ideal geometry (proteins) : Engh & Huber (2001)  
Ideal geometry (DNA, RNA) : Parkinson et al. (1996)  
Validation Pipeline (wwPDB-VP) : trunk26865

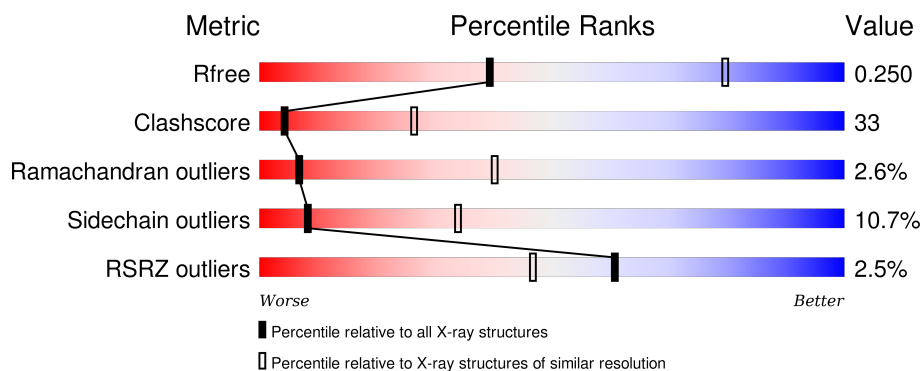
# 1 Overall quality at a glance i

The following experimental techniques were used to determine the structure:

## *X-RAY DIFFRACTION*

The reported resolution of this entry is 3.20 Å.

Percentile scores (ranging between 0-100) for global validation metrics of the entry are shown in the following graphic. The table shows the number of entries on which the scores are based.






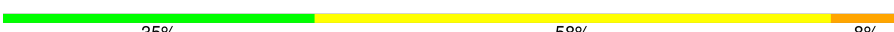
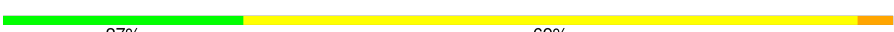


Metric	Whole archive (#Entries)	Similar resolution (#Entries, resolution range(Å))
$R_{free}$	91344	1124 (3.24-3.16)
Clashscore	102246	1024 (3.22-3.18)
Ramachandran outliers	100387	1004 (3.22-3.18)
Sidechain outliers	100360	1003 (3.22-3.18)
RSRZ outliers	91569	1129 (3.24-3.16)

The table below summarises the geometric issues observed across the polymeric chains and their fit to the electron density. The red, orange, yellow and green segments on the lower bar indicate the fraction of residues that contain outliers for  $\geq 3$ , 2, 1 and 0 types of geometric quality criteria. A grey segment represents the fraction of residues that are not modelled. The numeric value for each fraction is indicated below the corresponding segment, with a dot representing fractions  $\leq 5\%$ . The upper red bar (where present) indicates the fraction of residues that have poor fit to the electron density. The numeric value is given above the bar.

Mol	Chain	Length	Quality of chain
1	A	328	<div> <div>3%</div> <div>42%</div> <div>49%</div> <div>5%</div> <div>.</div> </div>
1	B	328	<div> <div>%</div> <div>43%</div> <div>39%</div> <div>10%</div> <div>7%</div> </div>
1	C	328	<div> <div>4%</div> <div>36%</div> <div>50%</div> <div>8%</div> <div>6%</div> </div>
1	D	328	<div> <div>3%</div> <div>44%</div> <div>37%</div> <div>7%</div> <div>13%</div> </div>
2	E	26	<div> <div>23%</div> <div>77%</div> </div>

*Continued on next page...*

*Continued from previous page...*

Mol	Chain	Length	Quality of chain
2	G	26	 58% 42%
2	I	26	 23% 77%
2	K	26	 23% 77%
3	F	26	 35% 58% 8%
3	H	26	 27% 69% .
3	J	26	 23% 77%
3	L	26	 19% 73% 8%

The following table lists non-polymeric compounds, carbohydrate monomers and non-standard residues in protein, DNA, RNA chains that are outliers for geometric or electron-density-fit criteria:

Mol	Type	Chain	Res	Chirality	Geometry	Clashes	Electron density
5	CA	B	503	-	-	-	X

## 2 Entry composition

There are 6 unique types of molecules in this entry. The entry contains 14347 atoms, of which 0 are hydrogens and 0 are deuteriums.

In the tables below, the ZeroOcc column contains the number of atoms modelled with zero occupancy, the AltConf column contains the number of residues with at least one atom in alternate conformation and the Trace column contains the number of residues modelled with at most 2 atoms.

- Molecule 1 is a protein called Putative integrase [Bacteriophage A118].

Mol	Chain	Residues	Atoms					ZeroOcc	AltConf	Trace
1	A	315	Total	C	N	O	S	0	0	0
			2651	1683	464	493	11			
1	B	305	Total	C	N	O	S	0	0	0
			2557	1630	439	477	11			
1	C	309	Total	C	N	O	S	0	0	0
			2589	1646	448	484	11			
1	D	287	Total	C	N	O	S	0	0	0
			2289	1454	413	413	9			

There are 32 discrepancies between the modelled and reference sequences:

Chain	Residue	Modelled	Actual	Comment	Reference
A	453	LEU	-	EXPRESSION TAG	UNP Q928V6
A	454	GLU	-	EXPRESSION TAG	UNP Q928V6
A	455	HIS	-	EXPRESSION TAG	UNP Q928V6
A	456	HIS	-	EXPRESSION TAG	UNP Q928V6
A	457	HIS	-	EXPRESSION TAG	UNP Q928V6
A	458	HIS	-	EXPRESSION TAG	UNP Q928V6
A	459	HIS	-	EXPRESSION TAG	UNP Q928V6
A	460	HIS	-	EXPRESSION TAG	UNP Q928V6
B	453	LEU	-	EXPRESSION TAG	UNP Q928V6
B	454	GLU	-	EXPRESSION TAG	UNP Q928V6
B	455	HIS	-	EXPRESSION TAG	UNP Q928V6
B	456	HIS	-	EXPRESSION TAG	UNP Q928V6
B	457	HIS	-	EXPRESSION TAG	UNP Q928V6
B	458	HIS	-	EXPRESSION TAG	UNP Q928V6
B	459	HIS	-	EXPRESSION TAG	UNP Q928V6
B	460	HIS	-	EXPRESSION TAG	UNP Q928V6
C	453	LEU	-	EXPRESSION TAG	UNP Q928V6
C	454	GLU	-	EXPRESSION TAG	UNP Q928V6
C	455	HIS	-	EXPRESSION TAG	UNP Q928V6
C	456	HIS	-	EXPRESSION TAG	UNP Q928V6
C	457	HIS	-	EXPRESSION TAG	UNP Q928V6

*Continued on next page...*

*Continued from previous page...*

Chain	Residue	Modelled	Actual	Comment	Reference
C	458	HIS	-	EXPRESSION TAG	UNP Q928V6
C	459	HIS	-	EXPRESSION TAG	UNP Q928V6
C	460	HIS	-	EXPRESSION TAG	UNP Q928V6
D	453	LEU	-	EXPRESSION TAG	UNP Q928V6
D	454	GLU	-	EXPRESSION TAG	UNP Q928V6
D	455	HIS	-	EXPRESSION TAG	UNP Q928V6
D	456	HIS	-	EXPRESSION TAG	UNP Q928V6
D	457	HIS	-	EXPRESSION TAG	UNP Q928V6
D	458	HIS	-	EXPRESSION TAG	UNP Q928V6
D	459	HIS	-	EXPRESSION TAG	UNP Q928V6
D	460	HIS	-	EXPRESSION TAG	UNP Q928V6

- Molecule 2 is a DNA chain called DNA (26-MER).

Mol	Chain	Residues	Atoms					ZeroOcc	AltConf	Trace
2	E	26	Total	C	N	O	P	0	0	0
			522	254	76	167	25			
2	G	26	Total	C	N	O	P	0	0	0
			522	254	76	167	25			
2	I	26	Total	C	N	O	P	0	0	0
			522	254	76	167	25			
2	K	26	Total	C	N	O	P	0	0	0
			522	254	76	167	25			

- Molecule 3 is a DNA chain called DNA (26-MER).

Mol	Chain	Residues	Atoms					ZeroOcc	AltConf	Trace
3	F	26	Total	C	N	O	P	0	0	0
			538	255	117	141	25			
3	H	26	Total	C	N	O	P	0	0	0
			538	255	117	141	25			
3	J	26	Total	C	N	O	P	0	0	0
			538	255	117	141	25			
3	L	26	Total	C	N	O	P	0	0	0
			538	255	117	141	25			

- Molecule 4 is ZINC ION (three-letter code: ZN) (formula: Zn).

Mol	Chain	Residues	Atoms		ZeroOcc	AltConf
4	B	1	Total	Zn	0	0
			1	1		

*Continued on next page...*

*Continued from previous page...*

Mol	Chain	Residues	Atoms		ZeroOcc	AltConf
4	A	3	Total 3	Zn 3	0	0
4	D	1	Total 1	Zn 1	0	0
4	C	1	Total 1	Zn 1	0	0

- Molecule 5 is CALCIUM ION (three-letter code: CA) (formula: Ca).

Mol	Chain	Residues	Atoms		ZeroOcc	AltConf
5	B	2	Total 2	Ca 2	0	0
5	A	2	Total 2	Ca 2	0	0
5	D	1	Total 1	Ca 1	0	0
5	C	1	Total 1	Ca 1	0	0
5	E	1	Total 1	Ca 1	0	0

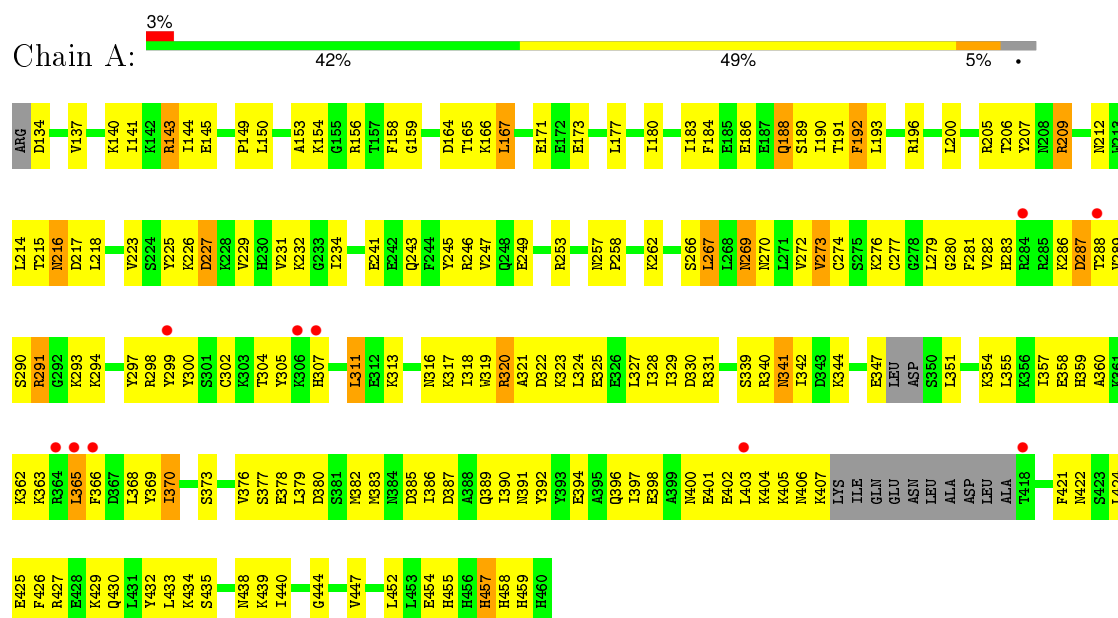
- Molecule 6 is water.

Mol	Chain	Residues	Atoms		ZeroOcc	AltConf
6	E	2	Total 2	O 2	0	0
6	F	1	Total 1	O 1	0	0
6	G	2	Total 2	O 2	0	0
6	H	1	Total 1	O 1	0	0
6	I	1	Total 1	O 1	0	0
6	J	1	Total 1	O 1	0	0

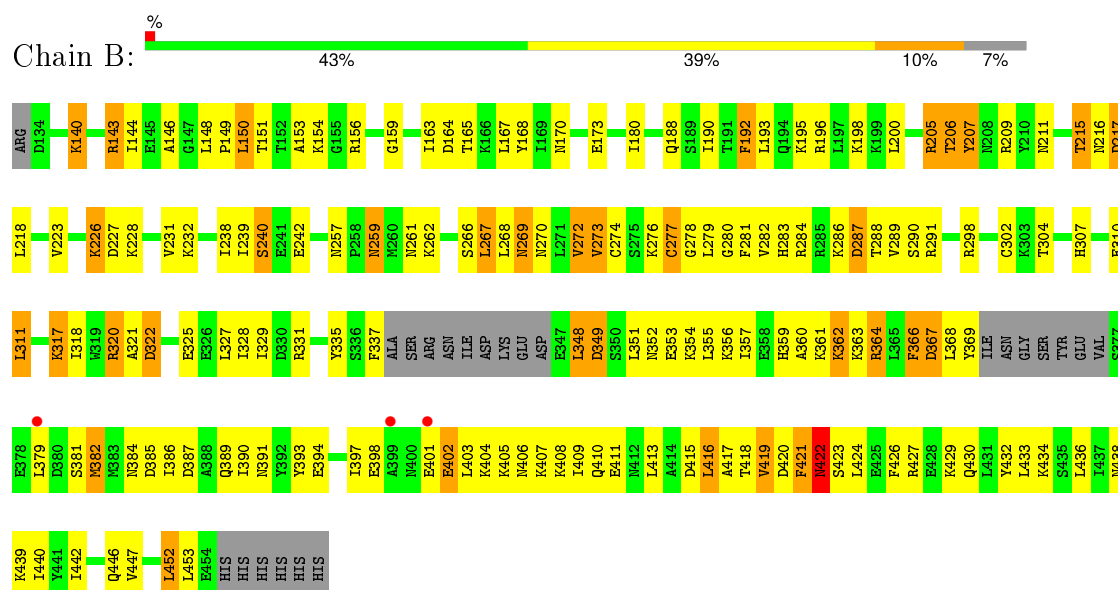
### 3 Residue-property plots

These plots are drawn for all protein, RNA and DNA chains in the entry. The first graphic for a chain summarises the proportions of errors displayed in the second graphic. The second graphic shows the sequence view annotated by issues in geometry and electron density. Residues are color-coded according to the number of geometric quality criteria for which they contain at least one outlier: green = 0, yellow = 1, orange = 2 and red = 3 or more. A red dot above a residue indicates a poor fit to the electron density ( $RSRZ > 2$ ). Stretches of 2 or more consecutive residues without any outlier are shown as a green connector. Residues present in the sample, but not in the model, are shown in grey.

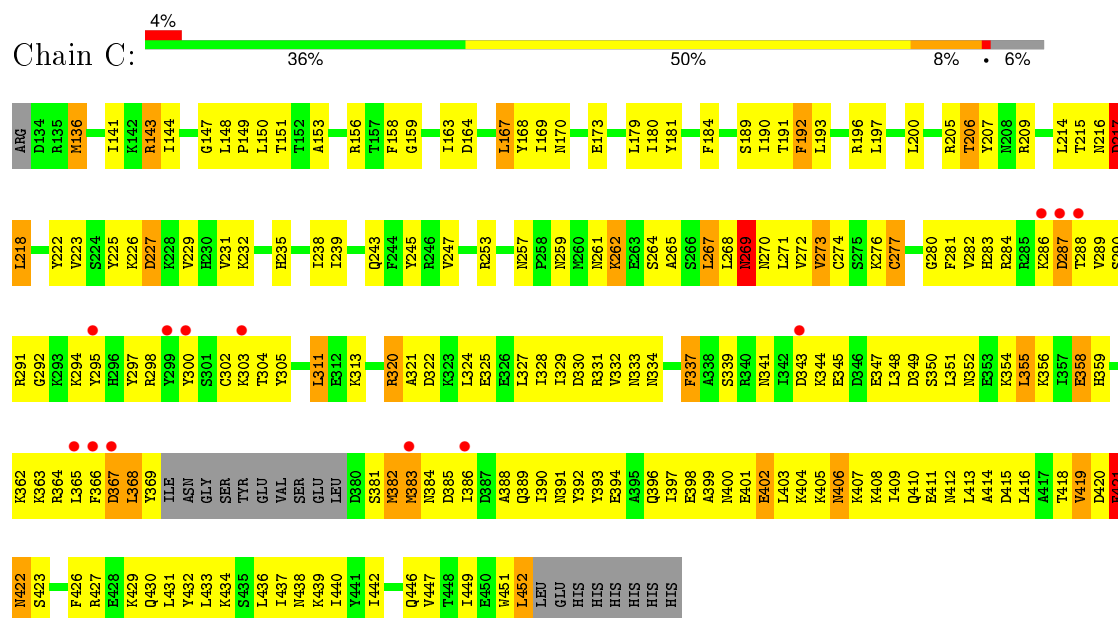
#### • Molecule 1: Putative integrase [Bacteriophage A118]



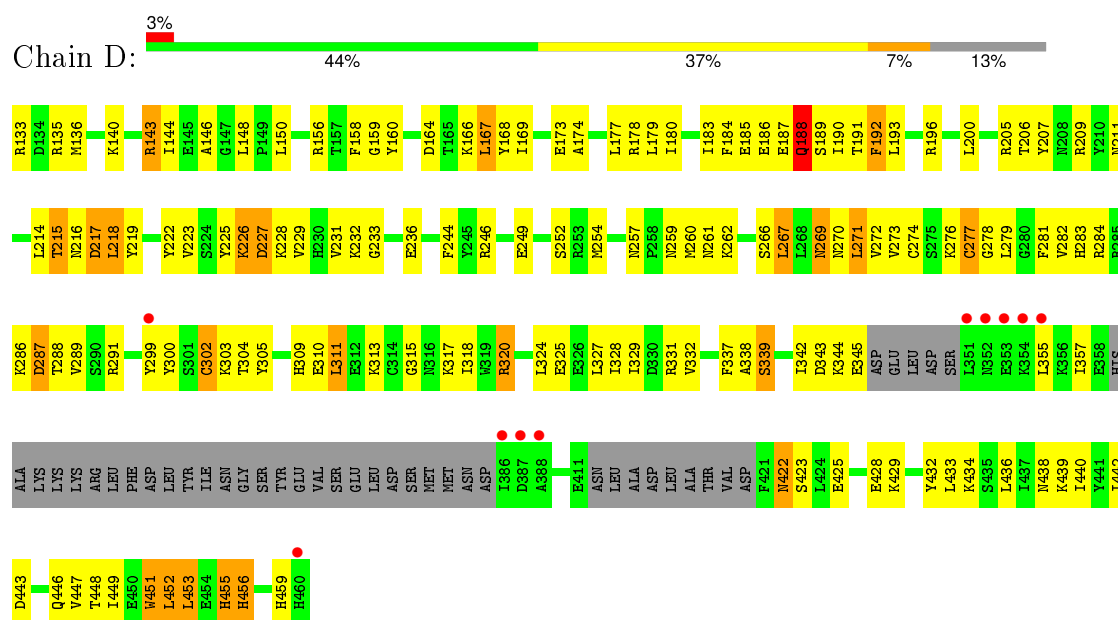
#### • Molecule 1: Putative integrase [Bacteriophage A118]




• Molecule 1: Putative integrase [Bacteriophage A118]



• Molecule 1: Putative integrase [Bacteriophage A118]




• Molecule 2: DNA (26-MER)



• Molecule 2: DNA (26-MER)







- Molecule 2: DNA (26-MER)

Chain I: 23% 77%



- Molecule 2: DNA (26-MER)

Chain K: 23% 77%




- Molecule 3: DNA (26-MER)

Chain F: 35% 58% 8%




- Molecule 3: DNA (26-MER)

Chain H: 27% 69% 4%




- Molecule 3: DNA (26-MER)

Chain J: 23% 77%



- Molecule 3: DNA (26-MER)

Chain L: 19% 73% 8%



## 4 Data and refinement statistics

Property	Value	Source
Space group	I 2 3	Depositor
Cell constants a, b, c, $\alpha$ , $\beta$ , $\gamma$	290.75Å 290.75Å 290.75Å 90.00° 90.00° 90.00°	Depositor
Resolution (Å)	49.86 – 3.20 49.86 – 3.15	Depositor EDS
% Data completeness (in resolution range)	(Not available) (49.86-3.20) 96.7 (49.86-3.15)	Depositor EDS
$R_{merge}$	0.12	Depositor
$R_{sym}$	0.12	Depositor
$\langle I/\sigma(I) \rangle$ <sup>1</sup>	1.24 (at 3.12Å)	Xtriage
Refinement program	CNS 1.3	Depositor
R, $R_{free}$	0.236 , 0.256 0.219 , 0.250	Depositor DCC
$R_{free}$ test set	3353 reflections (5.09%)	DCC
Wilson B-factor (Å <sup>2</sup> )	92.3	Xtriage
Anisotropy	0.000	Xtriage
Bulk solvent $k_{sol}$ (e/Å <sup>3</sup> ), $B_{sol}$ (Å <sup>2</sup> )	0.27 , 66.8	EDS
Estimated twinning fraction	0.002 for -l,-k,-h	Xtriage
L-test for twinning <sup>2</sup>	$\langle  L  \rangle = 0.47$ , $\langle L^2 \rangle = 0.30$	Xtriage
Outliers	1 of 67900 reflections (0.001%)	Xtriage
$F_o, F_c$ correlation	0.93	EDS
Total number of atoms	14347	wwPDB-VP
Average B, all atoms (Å <sup>2</sup> )	100.0	wwPDB-VP

Xtriage's analysis on translational NCS is as follows: *The largest off-origin peak in the Patterson function is 8.19% of the height of the origin peak. No significant pseudotranslation is detected.*

<sup>1</sup>Intensities estimated from amplitudes.

<sup>2</sup>Theoretical values of  $\langle |L| \rangle$ ,  $\langle L^2 \rangle$  for acentric reflections are 0.5, 0.375 respectively for untwinned datasets, and 0.333, 0.2 for perfectly twinned datasets.

## 5 Model quality

### 5.1 Standard geometry

Bond lengths and bond angles in the following residue types are not validated in this section: ZN, CA

The Z score for a bond length (or angle) is the number of standard deviations the observed value is removed from the expected value. A bond length (or angle) with  $|Z| > 5$  is considered an outlier worth inspection. RMSZ is the root-mean-square of all Z scores of the bond lengths (or angles).

Mol	Chain	Bond lengths		Bond angles	
		RMSZ	# Z  >5	RMSZ	# Z  >5
1	A	0.43	0/2702	0.69	0/3620
1	B	0.49	0/2601	0.72	0/3485
1	C	0.41	0/2634	0.66	0/3530
1	D	0.44	0/2333	0.70	1/3136 (0.0%)
2	E	0.57	0/579	0.83	0/892
2	G	0.60	0/579	0.84	0/892
2	I	0.42	0/579	0.75	0/892
2	K	0.57	0/579	0.80	0/892
3	F	0.52	0/609	0.71	0/938
3	H	0.60	0/609	0.76	0/938
3	J	0.39	0/609	0.70	0/938
3	L	0.53	0/609	0.74	0/938
All	All	0.47	0/15022	0.72	1/21091 (0.0%)

Chiral center outliers are detected by calculating the chiral volume of a chiral center and verifying if the center is modelled as a planar moiety or with the opposite hand. A planarity outlier is detected by checking planarity of atoms in a peptide group, atoms in a mainchain group or atoms of a sidechain that are expected to be planar.

Mol	Chain	#Chirality outliers	#Planarity outliers
1	B	0	1
1	D	0	1
3	F	0	2
3	H	0	1
3	L	0	2
All	All	0	7

There are no bond length outliers.

All (1) bond angle outliers are listed below:

Mol	Chain	Res	Type	Atoms	Z	Observed(°)	Ideal(°)
1	D	451	TRP	N-CA-C	5.61	126.16	111.00

There are no chirality outliers.

All (7) planarity outliers are listed below:

Mol	Chain	Res	Type	Group
1	B	168	TYR	Sidechain
1	D	168	TYR	Sidechain
3	F	-1	DC	Sidechain
3	F	16	DG	Sidechain
3	H	-1	DC	Sidechain
3	L	-1	DC	Sidechain
3	L	24	DA	Sidechain

## 5.2 Too-close contacts ⓘ

In the following table, the Non-H and H(model) columns list the number of non-hydrogen atoms and hydrogen atoms in the chain respectively. The H(added) column lists the number of hydrogen atoms added and optimized by MolProbity. The Clashes column lists the number of clashes within the asymmetric unit, whereas Symm-Clashes lists symmetry related clashes.

Mol	Chain	Non-H	H(model)	H(added)	Clashes	Symm-Clashes
1	A	2651	0	2628	179	0
1	B	2557	0	2565	169	0
1	C	2589	0	2594	213	0
1	D	2289	0	2170	149	0
2	E	522	0	302	44	0
2	G	522	0	302	17	0
2	I	522	0	302	35	0
2	K	522	0	302	29	0
3	F	538	0	289	28	0
3	H	538	0	289	25	0
3	J	538	0	289	24	0
3	L	538	0	289	33	0
4	A	3	0	0	0	0
4	B	1	0	0	0	0
4	C	1	0	0	0	0
4	D	1	0	0	0	0
5	A	2	0	0	0	0
5	B	2	0	0	0	0
5	C	1	0	0	0	0
5	D	1	0	0	0	0

*Continued on next page...*

*Continued from previous page...*

Mol	Chain	Non-H	H(model)	H(added)	Clashes	Symm-Clashes
5	E	1	0	0	0	0
6	E	2	0	0	0	0
6	F	1	0	0	0	0
6	G	2	0	0	0	0
6	H	1	0	0	0	0
6	I	1	0	0	0	0
6	J	1	0	0	0	0
All	All	14347	0	12321	880	0

The all-atom clashscore is defined as the number of clashes found per 1000 atoms (including hydrogen atoms). The all-atom clashscore for this structure is 33.

All (880) close contacts within the same asymmetric unit are listed below, sorted by their clash magnitude.

Atom-1	Atom-2	Interatomic distance (Å)	Clash overlap (Å)
1:C:415:ASP:HA	1:C:418:THR:HG23	1.36	1.08
3:J:18:DA:H2"	3:J:19:DA:H5"	1.37	1.07
2:E:30:DG:H2"	2:E:31:DT:H5"	1.37	1.02
2:K:25:DG:H2"	2:K:26:DT:H5'	1.39	1.01
2:I:44:DC:H2"	2:I:45:DT:H5"	1.43	1.00
1:A:304:THR:HA	1:A:311:LEU:HD13	1.47	0.97
3:H:23:DA:H2"	3:H:24:DA:H5"	1.42	0.97
2:E:44:DC:H2"	2:E:45:DT:H5'	1.47	0.97
1:B:304:THR:HA	1:B:311:LEU:HD13	1.47	0.96
3:J:23:DA:H2"	3:J:24:DA:H5"	1.43	0.96
1:A:257:ASN:HD22	1:A:434:LYS:HE3	1.27	0.95
1:A:369:TYR:HA	1:A:373:SER:CB	1.96	0.94
3:F:15:DA:H2"	3:F:16:DG:C5'	1.98	0.93
2:E:34:DC:H2"	2:E:35:DT:H5'	1.49	0.92
2:G:31:DT:H2"	2:G:32:DT:H5'	1.48	0.92
2:E:34:DC:H2"	2:E:35:DT:C5'	1.98	0.92
2:G:47:DG:H2"	2:G:48:DT:H71	1.52	0.92
2:K:47:DG:H2"	2:K:48:DT:H71	1.51	0.92
1:A:391:ASN:HA	1:A:394:GLU:HG2	1.52	0.92
3:F:18:DA:H2"	3:F:19:DA:H5"	1.54	0.90
3:J:18:DA:C2'	3:J:19:DA:H5"	2.02	0.90
1:C:273:VAL:HA	1:C:280:GLY:HA2	1.54	0.90
1:B:257:ASN:ND2	1:B:434:LYS:HE3	1.87	0.89
2:E:33:DC:H2"	2:E:34:DC:O5'	1.72	0.89
3:F:15:DA:H2"	3:F:16:DG:H5'	1.55	0.88
3:J:18:DA:H2"	3:J:19:DA:C5'	2.04	0.87

*Continued on next page...*

*Continued from previous page...*

Atom-1	Atom-2	Interatomic distance (Å)	Clash overlap (Å)
1:D:133:ARG:HD2	3:L:2:DA:H5"	1.54	0.87
2:E:47:DG:H2"	2:E:48:DT:H71	1.57	0.87
2:E:43:DT:H2"	2:E:44:DC:H5'	1.54	0.86
1:A:354:LYS:HA	1:A:357:ILE:HG12	1.58	0.86
1:D:133:ARG:HD2	3:L:2:DA:C5'	2.06	0.85
2:K:33:DC:H2"	2:K:34:DC:O5'	1.75	0.84
2:E:30:DG:H2"	2:E:31:DT:C5'	2.08	0.83
2:K:44:DC:H2"	2:K:45:DT:H5'	1.59	0.83
1:A:257:ASN:ND2	1:A:434:LYS:HE3	1.92	0.83
1:A:368:LEU:O	1:A:373:SER:HB3	1.79	0.82
1:C:347:GLU:O	1:C:351:LEU:HD23	1.79	0.82
2:E:30:DG:C2'	2:E:31:DT:H5"	2.10	0.81
2:G:28:DT:H2"	2:G:29:DA:H5'	1.62	0.81
3:H:23:DA:C2'	3:H:24:DA:H5"	2.10	0.81
1:C:295:TYR:HB3	1:C:297:TYR:HE2	1.44	0.81
1:D:257:ASN:HD22	1:D:434:LYS:HE3	1.43	0.81
1:D:452:LEU:O	1:D:453:LEU:HB2	1.81	0.81
1:C:289:VAL:HG13	1:C:294:LYS:HG2	1.61	0.81
1:B:418:THR:O	1:B:420:ASP:N	2.15	0.80
3:J:23:DA:C2'	3:J:24:DA:H5"	2.11	0.80
3:L:18:DA:H2"	3:L:19:DA:C5'	2.10	0.80
1:C:304:THR:HA	1:C:311:LEU:CD1	2.12	0.80
2:E:26:DT:H2"	2:E:27:DT:H5"	1.62	0.80
1:C:415:ASP:HA	1:C:418:THR:CG2	2.11	0.80
1:A:386:ILE:O	1:A:390:ILE:HG12	1.81	0.79
1:C:257:ASN:HD22	1:C:434:LYS:HE3	1.47	0.79
1:C:404:LYS:O	1:C:408:LYS:HG2	1.82	0.79
1:C:269:ASN:O	1:C:271:LEU:HD13	1.81	0.79
1:A:289:VAL:HG22	1:A:294:LYS:HA	1.65	0.79
1:C:399:ALA:O	1:C:403:LEU:HG	1.83	0.79
3:F:7:DA:H2"	3:F:8:DG:H5'	1.63	0.78
1:B:366:PHE:CZ	1:C:245:TYR:HE2	2.01	0.78
3:F:18:DA:H2"	3:F:19:DA:C5'	2.15	0.77
1:C:406:ASN:HD22	1:C:407:LYS:N	1.83	0.77
1:B:355:LEU:HD23	1:B:393:TYR:HB2	1.65	0.77
1:A:159:GLY:HA2	1:A:173:GLU:HB2	1.67	0.77
1:C:289:VAL:CG1	1:C:294:LYS:HG2	2.15	0.77
1:D:269:ASN:O	1:D:271:LEU:HD13	1.86	0.76
1:B:366:PHE:CD2	1:B:366:PHE:C	2.58	0.76
1:A:421:PHE:HA	1:A:424:LEU:HD12	1.67	0.76
3:J:7:DA:H2"	3:J:8:DG:H5'	1.67	0.76

*Continued on next page...*

*Continued from previous page...*

Atom-1	Atom-2	Interatomic distance (Å)	Clash overlap (Å)
2:I:44:DC:C2'	2:I:45:DT:H5''	2.15	0.76
3:L:18:DA:H2''	3:L:19:DA:H5''	1.66	0.76
1:A:215:THR:HG22	1:A:216:ASN:N	2.01	0.76
1:B:366:PHE:HD2	1:B:366:PHE:C	1.89	0.76
1:D:446:GLN:O	1:D:446:GLN:HG3	1.85	0.75
1:C:413:LEU:HD13	1:C:416:LEU:HD22	1.66	0.75
3:F:23:DA:H2''	3:F:24:DA:H5''	1.68	0.75
3:F:18:DA:C2'	3:F:19:DA:H5''	2.15	0.75
1:C:402:GLU:HG3	1:C:403:LEU:N	1.99	0.75
1:B:320:ARG:HD2	1:B:322:ASP:OD1	1.87	0.75
1:B:362:LYS:HB2	1:B:362:LYS:HZ3	1.51	0.75
1:A:358:GLU:HG3	1:A:386:ILE:HB	1.67	0.74
1:D:257:ASN:ND2	1:D:434:LYS:HE3	2.01	0.74
3:F:15:DA:H2''	3:F:16:DG:H5''	1.67	0.74
1:B:360:ALA:HA	1:B:363:LYS:HE3	1.70	0.74
1:A:339:SER:O	1:A:340:ARG:HB3	1.86	0.74
1:B:302:CYS:SG	1:B:304:THR:HG23	2.28	0.74
1:C:272:VAL:HG13	1:C:442:ILE:HD13	1.71	0.73
1:C:362:LYS:HA	1:C:383:MET:HE1	1.70	0.73
1:C:390:ILE:O	1:C:394:GLU:HG3	1.88	0.73
1:D:190:ILE:O	1:D:193:LEU:HB3	1.89	0.73
1:B:327:LEU:C	1:B:327:LEU:HD23	2.08	0.73
1:A:304:THR:HA	1:A:311:LEU:CD1	2.17	0.73
1:A:351:LEU:O	1:A:397:ILE:HD11	1.87	0.73
3:J:-1:DC:H2''	3:J:0:DC:H5'	1.69	0.73
1:C:394:GLU:O	1:C:398:GLU:HG3	1.89	0.72
2:K:29:DA:H2''	2:K:30:DG:H5'	1.70	0.72
1:B:387:ASP:O	1:B:390:ILE:HG22	1.90	0.72
1:B:416:LEU:HD13	1:B:417:ALA:N	2.03	0.72
1:C:144:ILE:HG23	1:C:223:VAL:HG12	1.71	0.72
3:L:23:DA:H2''	3:L:24:DA:H5''	1.72	0.72
3:J:12:DA:H1'	3:J:13:DC:H5''	1.70	0.72
3:L:18:DA:C2'	3:L:19:DA:H5''	2.20	0.71
1:C:191:THR:OG1	2:I:37:DG:H3'	1.90	0.71
1:A:438:ASN:HB2	1:A:452:LEU:HD13	1.73	0.71
2:E:44:DC:H2''	2:E:45:DT:C5'	2.18	0.71
1:C:148:LEU:O	1:C:223:VAL:HG11	1.91	0.71
1:D:425:GLU:HB2	1:D:428:GLU:HG3	1.71	0.71
1:C:268:LEU:HD13	1:C:325:GLU:HG2	1.71	0.71
1:D:159:GLY:HA2	1:D:173:GLU:HB2	1.73	0.71
3:F:23:DA:C2'	3:F:24:DA:H5''	2.21	0.71

*Continued on next page...*

*Continued from previous page...*

Atom-1	Atom-2	Interatomic distance (Å)	Clash overlap (Å)
3:F:15:DA:C2'	3:F:16:DG:H5''	2.21	0.70
1:A:359:HIS:O	1:A:363:LYS:HG3	1.92	0.70
2:K:25:DG:H2''	2:K:26:DT:C5'	2.20	0.70
2:E:31:DT:H5'	2:E:31:DT:H6	1.57	0.70
1:B:452:LEU:HD12	1:B:452:LEU:O	1.92	0.69
1:A:140:LYS:HE3	2:E:48:DT:O2	1.93	0.69
1:C:291:ARG:HG2	1:C:292:GLY:H	1.58	0.69
1:A:143:ARG:NH2	1:A:165:THR:OG1	2.26	0.69
1:C:295:TYR:HB3	1:C:297:TYR:CE2	2.27	0.69
1:B:381:SER:HA	1:B:384:ASN:HD22	1.58	0.69
1:C:253:ARG:NH1	1:C:431:LEU:HD22	2.07	0.69
3:H:12:DA:H1'	3:H:13:DC:H5''	1.75	0.69
3:H:18:DA:H2''	3:H:19:DA:C5'	2.23	0.68
1:B:257:ASN:HD22	1:B:434:LYS:HE3	1.58	0.68
2:I:26:DT:H2''	2:I:27:DT:H5''	1.75	0.68
1:C:364:ARG:O	1:C:368:LEU:HG	1.93	0.68
2:G:47:DG:H2''	2:G:48:DT:C7	2.24	0.68
1:B:356:LYS:HA	1:B:359:HIS:HB2	1.75	0.68
2:E:26:DT:H2''	2:E:27:DT:C5'	2.24	0.68
1:B:307:HIS:O	1:B:311:LEU:HD12	1.94	0.68
2:E:34:DC:H2''	2:E:35:DT:H5''	1.73	0.68
1:A:404:LYS:O	1:A:407:LYS:HG3	1.94	0.67
3:L:23:DA:C2'	3:L:24:DA:H5''	2.24	0.67
2:I:44:DC:H2''	2:I:45:DT:C5'	2.21	0.67
1:B:266:SER:O	1:B:269:ASN:HB3	1.94	0.67
1:A:289:VAL:HG13	1:A:293:LYS:O	1.94	0.67
2:E:26:DT:C2'	2:E:27:DT:H5''	2.24	0.67
1:A:288:THR:HG23	3:F:21:DT:H73	1.75	0.67
1:B:403:LEU:O	1:B:403:LEU:HD23	1.95	0.67
3:L:-1:DC:H2''	3:L:0:DC:H5'	1.77	0.67
3:L:7:DA:H2''	3:L:8:DG:H5'	1.77	0.67
1:B:416:LEU:O	1:B:416:LEU:HD22	1.96	0.66
3:H:7:DA:H2''	3:H:8:DG:H5'	1.76	0.66
3:L:23:DA:H2''	3:L:24:DA:O4'	1.95	0.66
3:H:0:DC:H6	3:H:0:DC:H5'	1.61	0.66
2:E:25:DG:H2''	2:E:26:DT:C5'	2.24	0.66
1:A:391:ASN:HA	1:A:394:GLU:CG	2.25	0.66
1:B:419:VAL:HG23	1:B:432:TYR:OH	1.96	0.66
2:G:31:DT:C2'	2:G:32:DT:H5'	2.23	0.66
1:C:388:ALA:HA	1:C:391:ASN:HD22	1.60	0.66
2:G:30:DG:H2''	2:G:31:DT:H5'	1.76	0.66

*Continued on next page...*



*Continued from previous page...*

Atom-1	Atom-2	Interatomic distance (Å)	Clash overlap (Å)
1:A:196:ARG:O	1:A:200:LEU:HD13	1.95	0.65
1:C:344:LYS:HG3	1:C:404:LYS:CE	2.26	0.65
1:A:215:THR:O	1:A:216:ASN:HB3	1.96	0.65
1:D:338:ALA:O	1:D:339:SER:HB3	1.95	0.65
1:B:288:THR:HG22	1:B:289:VAL:N	2.12	0.65
1:C:257:ASN:ND2	1:C:434:LYS:HE3	2.11	0.65
1:B:325:GLU:O	1:B:329:ILE:HG13	1.97	0.65
1:A:369:TYR:HA	1:A:373:SER:HB2	1.76	0.64
1:A:298:ARG:HH12	1:A:321:ALA:HB1	1.62	0.64
1:B:153:ALA:HB3	1:B:156:ARG:HD2	1.78	0.64
2:E:25:DG:H2''	2:E:26:DT:H5''	1.78	0.64
1:B:281:PHE:CZ	1:B:442:ILE:HG21	2.33	0.64
1:A:298:ARG:NH1	1:A:321:ALA:HB1	2.12	0.64
1:C:386:ILE:O	1:C:390:ILE:HG13	1.96	0.64
1:C:401:GLU:O	1:C:405:LYS:HG2	1.97	0.64
1:B:438:ASN:O	1:B:439:LYS:HD2	1.98	0.63
1:C:304:THR:HA	1:C:311:LEU:HD13	1.80	0.63
1:D:422:ASN:HA	1:D:429:LYS:HE3	1.79	0.63
1:C:363:LYS:O	1:C:367:ASP:HB2	1.98	0.63
1:D:218:LEU:HD23	1:D:218:LEU:C	2.18	0.63
1:C:158:PHE:CE1	1:C:173:GLU:HB3	2.33	0.63
1:D:343:ASP:O	1:D:345:GLU:N	2.32	0.63
3:J:11:DA:H2''	3:J:12:DA:OP2	1.98	0.63
2:K:47:DG:H2''	2:K:48:DT:C7	2.27	0.63
1:B:148:LEU:N	1:B:148:LEU:HD12	2.14	0.63
1:A:191:THR:OG1	2:E:37:DG:H3'	1.98	0.63
1:B:348:LEU:HD13	1:B:352:ASN:HD21	1.63	0.63
1:D:309:HIS:HB2	1:D:310:GLU:OE1	1.98	0.63
1:B:366:PHE:HD2	1:B:366:PHE:O	1.81	0.62
1:A:360:ALA:HA	1:A:363:LYS:HD2	1.79	0.62
1:A:144:ILE:HG23	1:A:223:VAL:CG1	2.29	0.62
1:B:386:ILE:O	1:B:390:ILE:HB	2.00	0.62
1:C:267:LEU:HD22	1:C:268:LEU:HD12	1.81	0.62
1:D:325:GLU:O	1:D:329:ILE:HG13	1.99	0.62
1:B:180:ILE:HG23	1:B:193:LEU:HD21	1.81	0.62
2:I:34:DC:H2''	2:I:35:DT:O5'	2.00	0.62
2:I:42:DC:H42	3:J:8:DG:H1	1.48	0.62
1:D:140:LYS:HE3	2:K:48:DT:O2	2.00	0.62
2:I:29:DA:H1'	2:I:30:DG:C8	2.34	0.62
3:L:-1:DC:H2''	3:L:0:DC:OP2	2.00	0.62
2:K:30:DG:H2'	2:K:31:DT:H72	1.82	0.62

*Continued on next page...*

*Continued from previous page...*

Atom-1	Atom-2	Interatomic distance (Å)	Clash overlap (Å)
1:C:148:LEU:HD12	1:C:148:LEU:N	2.14	0.62
1:A:144:ILE:HG23	1:A:223:VAL:HG12	1.82	0.61
1:B:269:ASN:ND2	1:B:434:LYS:NZ	2.48	0.61
2:G:33:DC:H2"	2:G:34:DC:O5'	1.99	0.61
1:B:144:ILE:HG23	1:B:223:VAL:HG12	1.82	0.61
1:B:381:SER:HA	1:B:384:ASN:ND2	2.16	0.61
1:D:190:ILE:HB	1:D:207:TYR:CE1	2.36	0.61
1:A:243:GLN:O	1:A:247:VAL:HG23	2.00	0.61
1:B:269:ASN:ND2	1:B:434:LYS:HZ3	1.99	0.61
1:B:405:LYS:O	1:B:409:ILE:HG13	2.00	0.61
2:I:47:DG:H2"	2:I:48:DT:H72	1.83	0.61
1:A:218:LEU:HD23	1:A:218:LEU:C	2.21	0.61
1:A:171:GLU:OE1	1:A:171:GLU:HA	2.01	0.61
1:A:369:TYR:HD1	1:A:370:ILE:HD13	1.66	0.60
1:C:167:LEU:HD12	1:C:167:LEU:H	1.65	0.60
1:C:383:MET:HE3	1:C:383:MET:HA	1.82	0.60
1:C:344:LYS:HZ2	1:C:348:LEU:HD12	1.65	0.60
1:A:215:THR:HG22	1:A:216:ASN:H	1.65	0.60
1:D:274:CYS:SG	1:D:276:LYS:O	2.60	0.60
2:K:42:DC:H2"	2:K:43:DT:OP2	2.01	0.60
1:D:455:HIS:O	1:D:456:HIS:HB2	2.02	0.60
1:B:238:ILE:O	1:B:239:ILE:HD13	2.02	0.59
1:A:327:LEU:HD23	1:A:327:LEU:C	2.23	0.59
1:A:369:TYR:HA	1:A:373:SER:HB3	1.81	0.59
1:A:340:ARG:O	1:A:341:ASN:HB3	2.03	0.59
1:B:366:PHE:O	1:B:369:TYR:HB2	2.02	0.59
1:A:427:ARG:O	1:A:430:GLN:HG3	2.02	0.59
1:C:227:ASP:C	1:C:227:ASP:OD2	2.40	0.59
1:A:153:ALA:HB3	1:A:156:ARG:HD2	1.83	0.59
1:C:344:LYS:NZ	1:C:400:ASN:HB3	2.18	0.59
1:D:180:ILE:HG22	1:D:214:LEU:HD21	1.85	0.59
1:A:226:LYS:HG2	1:A:226:LYS:O	2.02	0.59
1:C:407:LYS:HA	1:C:410:GLN:HB3	1.84	0.59
1:B:192:PHE:O	1:B:196:ARG:HG3	2.03	0.59
1:D:160:TYR:HE2	1:D:218:LEU:HD21	1.68	0.59
3:L:12:DA:H1'	3:L:13:DC:H5"	1.85	0.59
3:H:18:DA:H2"	3:H:19:DA:H5"	1.84	0.58
1:B:403:LEU:HA	1:B:406:ASN:OD1	2.02	0.58
2:K:30:DG:H2"	2:K:31:DT:C6	2.38	0.58
2:I:33:DC:OP1	2:I:33:DC:H4'	2.03	0.58
3:F:-1:DC:H2"	3:F:0:DC:OP2	2.00	0.58

*Continued on next page...*

*Continued from previous page...*

Atom-1	Atom-2	Interatomic distance (Å)	Clash overlap (Å)
1:D:133:ARG:HD2	3:L:2:DA:H5'	1.82	0.58
1:B:355:LEU:HD23	1:B:393:TYR:CB	2.33	0.58
1:B:416:LEU:O	1:B:419:VAL:HG12	2.03	0.58
2:E:43:DT:H2''	2:E:44:DC:C5'	2.29	0.58
1:A:358:GLU:OE2	1:A:386:ILE:HG22	2.04	0.58
1:C:148:LEU:HB3	1:C:149:PRO:HD2	1.86	0.58
2:E:39:DT:H1'	2:E:40:DT:H5''	1.85	0.58
3:L:1:DA:H2''	3:L:2:DA:OP2	2.03	0.58
1:D:143:ARG:O	1:D:146:ALA:HB3	2.03	0.58
3:L:23:DA:C3'	3:L:24:DA:H5''	2.34	0.58
1:C:231:VAL:HG22	1:C:232:LYS:N	2.18	0.58
1:C:329:ILE:O	1:C:333:ASN:ND2	2.37	0.58
1:B:226:LYS:HG2	1:B:226:LYS:O	2.03	0.58
1:D:451:TRP:O	1:D:452:LEU:CB	2.51	0.57
1:D:305:TYR:CE1	1:D:313:LYS:HD3	2.39	0.57
3:J:23:DA:C3'	3:J:24:DA:H5''	2.33	0.57
1:B:401:GLU:C	1:B:403:LEU:H	2.06	0.57
3:F:23:DA:C3'	3:F:24:DA:H5''	2.34	0.57
1:A:158:PHE:CD2	1:A:177:LEU:HD11	2.39	0.57
1:A:286:LYS:HE2	2:E:30:DG:O6	2.04	0.57
1:B:390:ILE:CG2	1:B:391:ASN:N	2.67	0.57
1:B:238:ILE:O	1:B:238:ILE:HG22	2.04	0.57
2:I:28:DT:H2''	2:I:29:DA:C8	2.40	0.57
1:C:150:LEU:C	1:C:150:LEU:HD23	2.25	0.57
2:K:33:DC:OP1	2:K:33:DC:H4'	2.02	0.57
1:C:351:LEU:HB3	1:C:397:ILE:CG1	2.34	0.57
1:D:453:LEU:HD13	1:D:453:LEU:O	2.03	0.57
1:C:358:GLU:CG	1:C:390:ILE:HG12	2.34	0.57
1:A:269:ASN:ND2	1:A:434:LYS:NZ	2.53	0.57
1:B:421:PHE:CE2	1:B:429:LYS:HD3	2.39	0.57
1:D:338:ALA:O	1:D:339:SER:CB	2.53	0.57
2:G:30:DG:H2''	2:G:31:DT:C5'	2.35	0.57
2:I:27:DT:H2'	2:I:28:DT:H71	1.85	0.57
1:B:349:ASP:HA	1:B:352:ASN:HD22	1.69	0.57
1:C:393:TYR:O	1:C:397:ILE:HG13	2.04	0.57
1:B:360:ALA:HA	1:B:363:LYS:CE	2.34	0.57
1:A:405:LYS:O	1:D:276:LYS:HE3	2.05	0.57
1:A:225:TYR:HB3	1:A:229:VAL:HB	1.86	0.57
3:J:22:DA:H2''	3:J:23:DA:OP2	2.04	0.56
1:C:413:LEU:O	1:C:416:LEU:HB3	2.05	0.56
1:B:140:LYS:HE3	2:G:48:DT:O2	2.05	0.56

*Continued on next page...*

*Continued from previous page...*

Atom-1	Atom-2	Interatomic distance (Å)	Clash overlap (Å)
1:C:351:LEU:HB3	1:C:397:ILE:HG12	1.87	0.56
1:C:268:LEU:HB2	1:C:300:TYR:HE2	1.70	0.56
3:H:12:DA:H2''	3:H:13:DC:OP2	2.05	0.56
1:D:303:LYS:HE2	3:L:15:DA:OP2	2.05	0.56
1:B:353:GLU:HG3	1:B:354:LYS:N	2.19	0.56
1:B:273:VAL:HA	1:B:280:GLY:HA2	1.87	0.56
1:D:288:THR:HG23	3:L:21:DT:C7	2.35	0.56
1:D:133:ARG:HD3	3:L:1:DA:H4'	1.86	0.56
1:B:420:ASP:O	1:B:422:ASN:N	2.38	0.56
1:D:455:HIS:O	1:D:456:HIS:CB	2.52	0.56
1:D:288:THR:HG22	1:D:289:VAL:N	2.21	0.56
1:A:276:LYS:O	1:A:277:CYS:SG	2.64	0.56
3:H:18:DA:H2''	3:H:19:DA:H5'	1.88	0.56
2:K:40:DT:H2''	2:K:41:DT:H5'	1.88	0.56
1:B:286:LYS:HE2	2:G:30:DG:O6	2.06	0.56
3:F:23:DA:H2''	3:F:24:DA:O4'	2.06	0.56
1:B:359:HIS:O	1:B:363:LYS:HG3	2.05	0.56
1:B:196:ARG:NH2	1:D:164:ASP:OD1	2.38	0.56
1:A:189:SER:HB3	1:A:192:PHE:HB2	1.88	0.56
2:I:26:DT:C2'	2:I:27:DT:H5''	2.34	0.56
2:I:25:DG:H2''	2:I:26:DT:H5'	1.88	0.56
2:I:30:DG:H2''	2:I:31:DT:H5'	1.87	0.56
1:D:160:TYR:CE2	1:D:218:LEU:HD21	2.41	0.56
1:C:437:ILE:HG22	1:C:438:ASN:N	2.20	0.56
1:B:287:ASP:OD2	1:B:287:ASP:N	2.39	0.56
3:H:23:DA:H2''	3:H:24:DA:C5'	2.26	0.55
2:E:47:DG:H2''	2:E:48:DT:C7	2.31	0.55
1:C:332:VAL:C	1:C:334:ASN:H	2.09	0.55
1:A:320:ARG:HB3	1:A:323:LYS:HG2	1.87	0.55
1:C:407:LYS:HG3	1:C:411:GLU:OE2	2.06	0.55
3:L:5:DA:H1'	3:L:6:DG:C8	2.41	0.55
1:A:325:GLU:O	1:A:329:ILE:HD12	2.05	0.55
2:G:36:DC:H1'	2:G:37:DG:C8	2.41	0.55
1:A:454:GLU:HG2	1:D:337:PHE:CD1	2.40	0.55
1:A:354:LYS:HA	1:A:357:ILE:CG1	2.35	0.55
1:A:289:VAL:HG22	1:A:294:LYS:CA	2.34	0.55
1:A:298:ARG:NH1	1:A:321:ALA:CB	2.70	0.55
1:B:170:ASN:CG	1:B:173:GLU:HG3	2.27	0.55
1:B:217:ASP:C	1:B:217:ASP:OD2	2.45	0.55
1:B:362:LYS:NZ	1:B:362:LYS:HB2	2.22	0.55
1:A:158:PHE:HD2	1:A:177:LEU:HD11	1.70	0.55

*Continued on next page...*

*Continued from previous page...*

Atom-1	Atom-2	Interatomic distance (Å)	Clash overlap (Å)
2:E:44:DC:H1'	2:E:45:DT:H5''	1.87	0.55
1:B:368:LEU:HD22	1:B:379:LEU:HD12	1.89	0.55
1:C:328:ILE:O	1:C:332:VAL:HG23	2.06	0.55
1:A:324:LEU:O	1:A:328:ILE:HG12	2.07	0.55
1:B:276:LYS:O	1:B:277:CYS:SG	2.65	0.55
1:C:287:ASP:N	1:C:287:ASP:OD2	2.40	0.55
1:B:409:ILE:O	1:B:413:LEU:HG	2.06	0.55
1:B:274:CYS:SG	1:B:276:LYS:O	2.65	0.55
1:A:190:ILE:HB	1:A:207:TYR:CE1	2.42	0.55
1:B:427:ARG:O	1:B:430:GLN:HG3	2.07	0.55
1:D:328:ILE:CD1	1:D:440:ILE:HD13	2.37	0.55
1:C:168:TYR:HE2	1:D:179:LEU:HD13	1.71	0.55
2:K:29:DA:H2''	2:K:30:DG:C5'	2.36	0.54
1:B:164:ASP:OD1	1:C:196:ARG:NH2	2.41	0.54
1:C:190:ILE:HB	1:C:207:TYR:CE1	2.42	0.54
2:K:27:DT:H2''	2:K:28:DT:H5'	1.89	0.54
1:A:341:ASN:HB2	1:D:447:VAL:HG22	1.89	0.54
1:C:367:ASP:O	1:C:369:TYR:N	2.41	0.54
1:D:318:ILE:HG22	1:D:318:ILE:O	2.07	0.54
2:E:28:DT:H2''	2:E:29:DA:H5'	1.89	0.54
1:B:352:ASN:HB3	1:B:356:LYS:NZ	2.22	0.54
1:A:321:ALA:O	1:A:325:GLU:HG3	2.08	0.54
1:B:282:VAL:HG12	1:B:283:HIS:N	2.22	0.54
2:I:26:DT:H2''	2:I:27:DT:C5'	2.38	0.54
1:C:388:ALA:HA	1:C:391:ASN:ND2	2.23	0.54
1:C:153:ALA:HB3	1:C:156:ARG:HD2	1.88	0.54
1:A:217:ASP:OD2	1:A:217:ASP:N	2.39	0.54
1:D:305:TYR:OH	1:D:315:GLY:HA2	2.08	0.54
1:A:180:ILE:HG22	1:A:214:LEU:HD21	1.90	0.54
1:D:254:MET:HE1	2:K:38:DT:H3'	1.88	0.54
1:C:216:ASN:OD1	1:C:218:LEU:HB3	2.07	0.54
1:D:144:ILE:HG23	1:D:223:VAL:HG12	1.90	0.54
1:A:215:THR:CG2	1:A:216:ASN:N	2.69	0.54
1:B:148:LEU:HB3	1:B:149:PRO:HD2	1.90	0.54
1:B:416:LEU:C	1:B:416:LEU:HD22	2.28	0.54
1:B:418:THR:HG23	1:B:419:VAL:H	1.71	0.54
1:A:340:ARG:O	1:A:340:ARG:HG2	2.08	0.54
3:H:18:DA:C2'	3:H:19:DA:H5''	2.37	0.54
1:C:168:TYR:CE2	1:D:179:LEU:HD13	2.43	0.54
1:A:167:LEU:H	1:A:167:LEU:HD12	1.72	0.54
1:C:136:MET:SD	2:I:50:DG:C2	3.01	0.53

*Continued on next page...*

*Continued from previous page...*

Atom-1	Atom-2	Interatomic distance (Å)	Clash overlap (Å)
1:C:288:THR:HG23	3:J:21:DT:C7	2.38	0.53
1:A:288:THR:HG22	1:A:289:VAL:N	2.23	0.53
1:A:403:LEU:N	1:A:403:LEU:HD22	2.23	0.53
1:D:225:TYR:HB3	1:D:229:VAL:HB	1.90	0.53
3:F:12:DA:H1'	3:F:13:DC:H5''	1.90	0.53
3:L:18:DA:H2''	3:L:19:DA:H5'	1.87	0.53
1:D:226:LYS:NZ	1:D:228:LYS:HE3	2.24	0.53
1:B:290:SER:O	1:B:291:ARG:HB2	2.08	0.53
1:C:305:TYR:CE1	1:C:313:LYS:HD3	2.44	0.53
1:B:411:GLU:O	1:B:415:ASP:HB2	2.09	0.53
1:A:289:VAL:CG2	1:A:294:LYS:HG2	2.38	0.53
1:B:163:ILE:HG21	1:C:179:LEU:HD22	1.90	0.53
1:D:246:ARG:O	1:D:249:GLU:HB3	2.07	0.53
1:B:418:THR:HG23	1:B:419:VAL:N	2.23	0.53
1:A:458:HIS:O	1:A:459:HIS:HD2	1.90	0.53
1:B:366:PHE:CZ	1:C:245:TYR:CE2	2.91	0.52
1:D:259:ASN:O	1:D:261:ASN:N	2.42	0.52
1:C:438:ASN:O	1:C:439:LYS:HD2	2.10	0.52
1:C:355:LEU:HD23	1:C:393:TYR:CB	2.39	0.52
1:B:426:PHE:O	1:B:429:LYS:HB2	2.09	0.52
1:B:196:ARG:O	1:B:200:LEU:HD13	2.10	0.52
1:A:342:ILE:HD12	1:A:347:GLU:HB3	1.92	0.52
1:C:442:ILE:HG13	1:C:447:VAL:HG12	1.91	0.52
1:C:337:PHE:HE1	1:C:339:SER:HG	1.55	0.52
1:A:358:GLU:HB3	1:A:390:ILE:HD11	1.92	0.52
1:A:289:VAL:HG22	1:A:294:LYS:CB	2.40	0.52
1:C:352:ASN:HB3	1:C:356:LYS:HE3	1.91	0.52
1:A:246:ARG:O	1:A:249:GLU:HB3	2.09	0.52
1:D:304:THR:HA	1:D:311:LEU:CD1	2.40	0.52
1:C:243:GLN:O	1:C:247:VAL:HG23	2.08	0.52
1:D:187:GLU:O	1:D:189:SER:N	2.42	0.52
1:C:302:CYS:SG	1:C:304:THR:HG23	2.49	0.52
1:D:310:GLU:OE1	1:D:310:GLU:N	2.42	0.52
2:K:27:DT:H2''	2:K:28:DT:C5'	2.38	0.52
1:C:427:ARG:HG3	1:C:427:ARG:HH11	1.75	0.52
2:K:31:DT:H2'	2:K:31:DT:OP2	2.10	0.52
1:C:320:ARG:HG2	1:C:320:ARG:HH11	1.75	0.52
1:D:317:LYS:C	1:D:318:ILE:HD12	2.30	0.52
1:D:216:ASN:O	1:D:217:ASP:HB3	2.09	0.52
2:E:39:DT:H2''	2:E:40:DT:H5'	1.92	0.52
1:D:196:ARG:O	1:D:200:LEU:HD12	2.10	0.52

*Continued on next page...*

*Continued from previous page...*

Atom-1	Atom-2	Interatomic distance (Å)	Clash overlap (Å)
1:C:268:LEU:HD12	1:C:268:LEU:N	2.25	0.51
1:A:273:VAL:HA	1:A:280:GLY:HA2	1.93	0.51
1:B:363:LYS:O	1:B:367:ASP:HB2	2.10	0.51
1:A:344:LYS:O	1:A:347:GLU:HG2	2.10	0.51
1:A:258:PRO:HD2	1:A:270:ASN:OD1	2.10	0.51
1:B:269:ASN:O	1:B:270:ASN:HB2	2.10	0.51
1:D:276:LYS:O	1:D:277:CYS:SG	2.68	0.51
1:D:328:ILE:HD11	1:D:440:ILE:HD13	1.90	0.51
1:A:317:LYS:C	1:A:318:ILE:HD12	2.31	0.51
3:H:-1:DC:H2''	3:H:0:DC:H5'	1.92	0.51
1:A:396:GLN:O	1:A:400:ASN:HB2	2.10	0.51
1:A:150:LEU:HD23	1:A:150:LEU:C	2.30	0.51
1:C:397:ILE:O	1:C:401:GLU:HG3	2.11	0.51
1:A:438:ASN:O	1:A:439:LYS:HD2	2.11	0.51
1:B:288:THR:HG22	1:B:289:VAL:H	1.76	0.51
1:C:421:PHE:O	1:C:423:SER:N	2.44	0.51
1:B:356:LYS:HA	1:B:359:HIS:CB	2.41	0.51
1:A:227:ASP:OD2	1:A:227:ASP:C	2.48	0.51
1:C:392:TYR:O	1:C:396:GLN:HG3	2.11	0.51
1:A:320:ARG:HD2	1:A:322:ASP:OD1	2.10	0.51
2:G:28:DT:H2''	2:G:29:DA:C5'	2.39	0.51
1:A:339:SER:HB3	1:A:455:HIS:CD2	2.46	0.51
1:D:422:ASN:HA	1:D:429:LYS:CE	2.41	0.51
1:C:363:LYS:O	1:C:363:LYS:HG3	2.11	0.51
1:A:144:ILE:HG22	1:A:229:VAL:HG11	1.92	0.51
1:C:218:LEU:O	1:C:218:LEU:HG	2.10	0.51
1:C:207:TYR:C	1:C:207:TYR:CD2	2.84	0.50
1:D:442:ILE:HG22	1:D:442:ILE:O	2.11	0.50
2:E:31:DT:H2''	2:E:32:DT:O5'	2.11	0.50
1:D:148:LEU:N	1:D:148:LEU:HD12	2.25	0.50
1:C:355:LEU:HD23	1:C:393:TYR:HB2	1.93	0.50
1:A:288:THR:HG23	3:F:21:DT:C7	2.41	0.50
1:D:267:LEU:HD22	1:D:433:LEU:HD12	1.92	0.50
1:C:365:LEU:HD21	1:C:382:MET:HB3	1.92	0.50
1:C:437:ILE:CG2	1:C:438:ASN:N	2.74	0.50
1:C:283:HIS:HD2	1:C:300:TYR:HE1	1.59	0.50
1:C:288:THR:HG22	1:C:289:VAL:N	2.26	0.50
1:A:290:SER:O	1:A:291:ARG:HB2	2.12	0.50
1:B:353:GLU:O	1:B:357:ILE:HG13	2.11	0.50
1:B:277:CYS:O	1:B:279:LEU:N	2.44	0.50
1:A:231:VAL:HG22	1:A:232:LYS:N	2.27	0.50

*Continued on next page...*

*Continued from previous page...*

Atom-1	Atom-2	Interatomic distance (Å)	Clash overlap (Å)
1:C:269:ASN:HD21	1:C:434:LYS:NZ	2.10	0.50
1:C:362:LYS:HA	1:C:383:MET:CE	2.40	0.50
3:J:16:DG:H2''	3:J:17:DG:OP2	2.11	0.50
1:D:320:ARG:NH1	2:K:28:DT:OP2	2.44	0.50
1:B:298:ARG:NH1	1:B:321:ALA:HB1	2.27	0.50
1:A:289:VAL:HG13	1:A:293:LYS:C	2.31	0.50
1:B:379:LEU:HA	1:B:382:MET:HB2	1.94	0.50
1:C:426:PHE:O	1:C:429:LYS:HB2	2.11	0.50
1:C:382:MET:HA	1:C:382:MET:CE	2.41	0.50
2:E:27:DT:H2'	2:E:28:DT:H72	1.93	0.50
1:B:154:LYS:HG3	2:G:47:DG:OP1	2.12	0.50
1:D:266:SER:O	1:D:269:ASN:HB3	2.12	0.50
1:B:420:ASP:O	1:B:421:PHE:C	2.49	0.50
1:B:453:LEU:HD13	1:B:453:LEU:C	2.32	0.50
1:A:189:SER:CB	1:A:192:PHE:HB2	2.42	0.50
1:D:183:ILE:HG22	1:D:184:PHE:N	2.25	0.50
1:D:287:ASP:N	1:D:287:ASP:OD2	2.44	0.49
3:F:0:DC:H6	3:F:0:DC:H5'	1.76	0.49
1:D:231:VAL:HG22	1:D:232:LYS:N	2.27	0.49
1:B:211:ASN:O	1:B:215:THR:HB	2.12	0.49
1:A:281:PHE:CD2	1:A:302:CYS:HA	2.48	0.49
2:I:45:DT:H2''	2:I:46:DC:C6	2.48	0.49
1:D:148:LEU:O	1:D:223:VAL:HG11	2.12	0.49
1:B:421:PHE:O	1:B:423:SER:N	2.45	0.49
1:B:153:ALA:HB3	1:B:156:ARG:CD	2.42	0.49
1:B:307:HIS:HB2	1:B:311:LEU:HD11	1.94	0.49
1:A:339:SER:HB3	1:A:455:HIS:NE2	2.27	0.49
1:A:305:TYR:CE1	1:A:313:LYS:HD3	2.47	0.49
1:A:269:ASN:ND2	1:A:434:LYS:HZ1	2.09	0.49
3:L:19:DA:H2''	3:L:20:DC:O5'	2.13	0.49
1:B:360:ALA:HA	1:B:363:LYS:CD	2.42	0.49
1:B:391:ASN:HA	1:B:394:GLU:CD	2.32	0.49
1:A:154:LYS:HG3	2:E:47:DG:OP1	2.13	0.49
3:J:12:DA:H2''	3:J:13:DC:C5'	2.43	0.49
1:D:282:VAL:HG12	1:D:283:HIS:N	2.27	0.49
1:B:327:LEU:HD23	1:B:328:ILE:N	2.27	0.49
1:C:238:ILE:HG22	1:C:239:ILE:CD1	2.41	0.49
1:C:206:THR:HG23	1:C:209:ARG:HB2	1.94	0.49
1:A:307:HIS:HB2	1:A:311:LEU:HD11	1.95	0.48
1:D:140:LYS:O	1:D:143:ARG:HB3	2.13	0.48
1:C:190:ILE:HG13	1:C:207:TYR:CZ	2.48	0.48

*Continued on next page...*



*Continued from previous page...*

Atom-1	Atom-2	Interatomic distance (Å)	Clash overlap (Å)
1:D:187:GLU:O	1:D:188:GLN:C	2.52	0.48
1:C:238:ILE:HG22	1:C:239:ILE:HD13	1.94	0.48
1:A:340:ARG:HG3	1:A:340:ARG:HH11	1.77	0.48
1:B:143:ARG:NH2	1:B:165:THR:OG1	2.46	0.48
1:A:166:LYS:HG2	1:A:234:ILE:HD11	1.94	0.48
1:A:297:TYR:OH	2:E:27:DT:H5'	2.13	0.48
1:B:360:ALA:CA	1:B:363:LYS:HE3	2.42	0.48
1:D:288:THR:HG23	3:L:21:DT:H73	1.95	0.48
1:D:355:LEU:C	1:D:357:ILE:H	2.16	0.48
1:C:144:ILE:HG23	1:C:223:VAL:CG1	2.40	0.48
1:D:302:CYS:SG	1:D:304:THR:HG23	2.53	0.48
1:A:305:TYR:HE1	1:A:313:LYS:HD3	1.78	0.48
1:A:457:HIS:CB	1:D:331:ARG:CZ	2.91	0.48
1:B:331:ARG:NH1	1:B:447:VAL:HG23	2.29	0.48
1:D:222:TYR:CD2	1:D:222:TYR:N	2.82	0.48
2:E:25:DG:H2''	2:E:26:DT:H5'	1.93	0.48
2:E:28:DT:H2''	2:E:29:DA:C5'	2.43	0.48
1:B:281:PHE:CE2	1:B:302:CYS:HB2	2.49	0.48
1:B:418:THR:OG1	1:B:420:ASP:OD1	2.30	0.48
1:B:368:LEU:O	1:B:369:TYR:C	2.51	0.48
2:K:44:DC:C2'	2:K:45:DT:H5'	2.37	0.48
3:F:0:DC:H2''	3:F:1:DA:H5'	1.95	0.48
1:A:394:GLU:O	1:A:398:GLU:HG2	2.14	0.48
1:C:348:LEU:O	1:C:348:LEU:HD23	2.13	0.48
1:C:362:LYS:HG2	1:C:386:ILE:HG21	1.95	0.48
1:A:323:LYS:O	1:A:324:LEU:C	2.51	0.48
1:B:442:ILE:O	1:B:442:ILE:HG22	2.13	0.48
1:D:277:CYS:O	1:D:279:LEU:N	2.46	0.48
2:E:40:DT:H5'	2:E:40:DT:H6	1.77	0.48
1:D:158:PHE:CD2	1:D:177:LEU:HD13	2.48	0.48
1:D:305:TYR:OH	1:D:315:GLY:CA	2.61	0.48
2:K:50:DG:H1	3:L:0:DC:H42	1.61	0.48
1:A:281:PHE:CE2	1:A:302:CYS:HB2	2.49	0.48
1:D:283:HIS:HB2	1:D:300:TYR:CE2	2.48	0.48
2:I:42:DC:N4	3:J:8:DG:H1	2.12	0.47
1:C:390:ILE:HG22	1:C:394:GLU:OE1	2.14	0.47
1:C:282:VAL:HG12	1:C:283:HIS:N	2.28	0.47
3:H:0:DC:H2''	3:H:1:DA:H5'	1.95	0.47
1:C:180:ILE:HG22	1:C:214:LEU:HD21	1.96	0.47
1:D:317:LYS:HG2	1:D:318:ILE:N	2.28	0.47
1:D:183:ILE:O	1:D:186:GLU:N	2.44	0.47

*Continued on next page...*

*Continued from previous page...*

Atom-1	Atom-2	Interatomic distance (Å)	Clash overlap (Å)
1:B:205:ARG:HD3	1:B:209:ARG:NH1	2.29	0.47
1:B:446:GLN:O	1:B:446:GLN:HG3	2.14	0.47
3:H:23:DA:H2''	3:H:24:DA:O4'	2.14	0.47
1:D:271:LEU:CD1	1:D:271:LEU:N	2.77	0.47
1:A:328:ILE:HD12	1:A:440:ILE:HD13	1.96	0.47
1:D:177:LEU:HD21	1:D:219:TYR:CE1	2.49	0.47
3:H:23:DA:C3'	3:H:24:DA:H5''	2.43	0.47
1:B:328:ILE:HD12	1:B:440:ILE:HD13	1.96	0.47
1:D:318:ILE:N	1:D:318:ILE:HD12	2.29	0.47
1:C:295:TYR:OH	2:I:26:DT:H71	2.15	0.47
2:E:40:DT:C6	2:E:40:DT:H5'	2.49	0.47
1:D:254:MET:CE	2:K:38:DT:H3'	2.45	0.47
1:A:272:VAL:HB	1:A:281:PHE:HB2	1.95	0.47
3:H:16:DG:H2''	3:H:17:DG:OP2	2.14	0.47
1:D:192:PHE:O	1:D:196:ARG:HG3	2.14	0.47
1:D:143:ARG:HH21	1:D:148:LEU:HB3	1.79	0.47
1:D:269:ASN:OD1	1:D:270:ASN:ND2	2.41	0.47
1:D:164:ASP:OD2	1:D:166:LYS:NZ	2.46	0.47
2:K:40:DT:H2''	2:K:41:DT:C5'	2.45	0.47
1:B:267:LEU:CD2	1:B:433:LEU:HD12	2.45	0.47
1:C:225:TYR:HB3	1:C:229:VAL:HB	1.96	0.47
1:C:405:LYS:O	1:C:409:ILE:HG12	2.15	0.47
1:D:329:ILE:HA	1:D:332:VAL:HG12	1.96	0.47
1:A:274:CYS:SG	1:A:276:LYS:O	2.73	0.47
1:D:328:ILE:HD13	1:D:449:ILE:HD11	1.96	0.47
1:D:225:TYR:O	1:D:226:LYS:C	2.53	0.47
1:C:446:GLN:O	1:C:446:GLN:HG3	2.14	0.47
1:A:188:GLN:OE1	1:A:253:ARG:NH2	2.45	0.47
2:K:44:DC:H1'	2:K:45:DT:H5''	1.96	0.47
1:A:342:ILE:O	1:D:448:THR:HA	2.15	0.47
1:C:225:TYR:O	1:C:226:LYS:C	2.53	0.47
1:A:362:LYS:HE3	1:A:383:MET:CE	2.45	0.47
1:D:227:ASP:OD2	1:D:227:ASP:C	2.54	0.47
1:B:404:LYS:O	1:B:408:LYS:HG3	2.15	0.47
2:E:34:DC:C2'	2:E:35:DT:H5'	2.35	0.46
1:B:421:PHE:O	1:B:424:LEU:N	2.36	0.46
1:A:358:GLU:HB3	1:A:390:ILE:CD1	2.45	0.46
1:C:148:LEU:CD1	1:C:148:LEU:N	2.78	0.46
3:H:19:DA:H2''	3:H:20:DC:C5'	2.46	0.46
1:C:218:LEU:HA	1:C:222:TYR:O	2.16	0.46
1:D:324:LEU:O	1:D:327:LEU:HB3	2.14	0.46

*Continued on next page...*

*Continued from previous page...*

Atom-1	Atom-2	Interatomic distance (Å)	Clash overlap (Å)
1:C:355:LEU:HD13	1:C:359:HIS:NE2	2.30	0.46
1:D:269:ASN:ND2	1:D:434:LYS:NZ	2.63	0.46
1:B:407:LYS:O	1:B:411:GLU:HG3	2.16	0.46
1:C:407:LYS:HD3	1:C:410:GLN:HB3	1.97	0.46
1:A:341:ASN:OD1	1:A:341:ASN:C	2.52	0.46
1:C:231:VAL:CG2	1:C:232:LYS:N	2.77	0.46
2:E:32:DT:H2''	2:E:33:DC:O5'	2.16	0.46
1:C:397:ILE:HG22	1:C:401:GLU:OE2	2.14	0.46
1:A:457:HIS:HB2	1:D:331:ARG:CZ	2.46	0.46
3:F:15:DA:C2'	3:F:16:DG:C5'	2.78	0.46
1:A:397:ILE:HG22	1:A:398:GLU:N	2.30	0.46
1:C:288:THR:HG23	3:J:21:DT:H73	1.96	0.46
2:I:42:DC:H2''	2:I:43:DT:OP2	2.15	0.46
1:D:135:ARG:HH11	1:D:135:ARG:HG3	1.81	0.46
1:B:317:LYS:CG	1:B:318:ILE:N	2.79	0.46
1:C:412:ASN:C	1:C:414:ALA:H	2.19	0.46
1:B:328:ILE:CD1	1:B:440:ILE:HD13	2.45	0.46
1:C:143:ARG:NH1	2:I:48:DT:H4'	2.31	0.46
1:A:190:ILE:O	1:A:193:LEU:HB3	2.16	0.46
1:D:299:TYR:HD1	1:D:320:ARG:HA	1.81	0.46
1:A:432:TYR:HD2	1:A:433:LEU:HD23	1.81	0.46
1:C:189:SER:HB3	1:C:192:PHE:HB2	1.98	0.46
1:A:289:VAL:HG21	1:A:294:LYS:HG2	1.98	0.46
3:J:12:DA:H2''	3:J:13:DC:H5'	1.98	0.46
1:A:368:LEU:C	1:A:373:SER:HB3	2.36	0.46
1:C:347:GLU:CD	1:C:400:ASN:ND2	2.69	0.46
2:K:27:DT:H2''	2:K:28:DT:O5'	2.16	0.46
1:C:141:ILE:HG23	1:C:229:VAL:HG21	1.97	0.46
1:A:365:LEU:HD21	1:A:379:LEU:HD22	1.98	0.46
1:A:317:LYS:CG	1:A:318:ILE:N	2.79	0.46
1:B:205:ARG:HG2	1:B:209:ARG:HD3	1.98	0.46
1:A:183:ILE:O	1:A:186:GLU:HB2	2.15	0.46
1:B:288:THR:CG2	1:B:289:VAL:N	2.79	0.45
1:D:332:VAL:CG2	1:D:432:TYR:HE2	2.29	0.45
1:C:167:LEU:CD1	1:C:235:HIS:HB3	2.46	0.45
1:C:438:ASN:HB2	1:C:452:LEU:HB3	1.99	0.45
1:C:332:VAL:C	1:C:334:ASN:N	2.68	0.45
1:A:266:SER:O	1:A:269:ASN:HB3	2.17	0.45
1:C:297:TYR:OH	2:I:27:DT:H5'	2.15	0.45
1:A:180:ILE:HG23	1:A:193:LEU:HD21	1.97	0.45
1:C:337:PHE:HD1	1:C:339:SER:H	1.65	0.45

*Continued on next page...*

*Continued from previous page...*

Atom-1	Atom-2	Interatomic distance (Å)	Clash overlap (Å)
1:A:318:ILE:N	1:A:318:ILE:HD12	2.32	0.45
3:L:10:DA:H2''	3:L:11:DA:OP2	2.17	0.45
1:C:344:LYS:HG3	1:C:404:LYS:NZ	2.31	0.45
1:B:391:ASN:HA	1:B:394:GLU:OE1	2.16	0.45
1:D:160:TYR:HB3	1:D:167:LEU:HB2	1.99	0.45
1:A:184:PHE:CE2	1:A:247:VAL:HG13	2.51	0.45
1:A:150:LEU:HD23	1:A:150:LEU:O	2.17	0.45
1:D:438:ASN:HB2	1:D:452:LEU:CD1	2.47	0.45
1:B:416:LEU:HA	1:B:419:VAL:HB	1.99	0.45
1:A:406:ASN:O	1:A:407:LYS:C	2.55	0.45
3:L:6:DG:H2''	3:L:7:DA:C8	2.52	0.45
1:A:243:GLN:HG2	1:A:243:GLN:O	2.16	0.45
1:A:427:ARG:HH11	1:A:427:ARG:HG3	1.81	0.45
1:C:385:ASP:O	1:C:389:GLN:HG3	2.17	0.45
1:A:287:ASP:N	1:A:287:ASP:OD2	2.49	0.45
2:E:29:DA:H2''	2:E:30:DG:H8	1.82	0.45
1:C:452:LEU:N	1:C:452:LEU:CD2	2.80	0.45
1:C:332:VAL:HG22	1:C:451:TRP:CH2	2.52	0.45
1:C:305:TYR:HE1	1:C:313:LYS:HD3	1.81	0.45
1:C:280:GLY:O	1:C:303:LYS:HG3	2.17	0.45
1:B:206:THR:O	1:B:207:TYR:C	2.55	0.45
1:B:238:ILE:O	1:B:238:ILE:CG2	2.64	0.45
1:B:268:LEU:CD1	1:B:268:LEU:N	2.80	0.45
1:B:268:LEU:HD12	1:B:268:LEU:N	2.32	0.45
1:A:392:TYR:C	1:A:392:TYR:CD2	2.90	0.45
1:C:406:ASN:HD22	1:C:407:LYS:H	1.61	0.45
1:B:386:ILE:HD12	1:B:386:ILE:N	2.32	0.45
2:E:39:DT:H2''	2:E:40:DT:C5'	2.46	0.45
1:C:164:ASP:OD1	1:D:196:ARG:NH2	2.49	0.45
1:A:378:GLU:O	1:A:382:MET:HG3	2.17	0.45
1:B:195:LYS:O	1:B:198:LYS:HB3	2.16	0.45
1:D:284:ARG:HG3	1:D:284:ARG:HH11	1.82	0.45
1:A:269:ASN:HB2	3:F:16:DG:OP1	2.16	0.44
2:I:30:DG:H1'	2:I:31:DT:C5'	2.47	0.44
1:C:283:HIS:HD2	1:C:300:TYR:CE1	2.35	0.44
1:C:216:ASN:C	1:C:218:LEU:H	2.21	0.44
1:C:331:ARG:HD2	1:C:449:ILE:CD1	2.47	0.44
2:E:44:DC:C2'	2:E:45:DT:C5'	2.92	0.44
1:A:369:TYR:CA	1:A:373:SER:HB3	2.46	0.44
1:B:277:CYS:O	1:B:279:LEU:HG	2.17	0.44
3:J:14:DG:H2''	3:J:15:DA:N7	2.33	0.44

*Continued on next page...*

*Continued from previous page...*

Atom-1	Atom-2	Interatomic distance (Å)	Clash overlap (Å)
1:A:134:ASP:O	1:A:137:VAL:HB	2.18	0.44
1:A:266:SER:O	1:A:267:LEU:C	2.56	0.44
1:B:259:ASN:O	1:B:261:ASN:N	2.50	0.44
1:D:133:ARG:NH1	3:L:2:DA:OP1	2.49	0.44
3:J:20:DC:H2''	3:J:21:DT:OP2	2.16	0.44
1:C:269:ASN:HD21	1:C:434:LYS:HZ3	1.64	0.44
1:C:332:VAL:HG22	1:C:451:TRP:HH2	1.82	0.44
1:C:226:LYS:HG3	1:C:226:LYS:O	2.16	0.44
1:C:350:SER:O	1:C:354:LYS:HG2	2.17	0.44
1:B:240:SER:C	1:B:242:GLU:N	2.70	0.44
1:A:366:PHE:O	1:A:369:TYR:HB3	2.18	0.44
1:D:436:LEU:HG	1:D:451:TRP:CZ3	2.53	0.44
1:B:362:LYS:NZ	1:B:362:LYS:CB	2.81	0.44
1:C:267:LEU:CD2	1:C:433:LEU:HD12	2.47	0.44
1:B:357:ILE:O	1:B:361:LYS:HG3	2.17	0.44
3:H:5:DA:C2	3:H:6:DG:C6	3.05	0.44
1:D:332:VAL:HG22	1:D:332:VAL:O	2.18	0.44
1:C:216:ASN:O	1:C:218:LEU:N	2.49	0.44
1:A:344:LYS:HD2	1:A:347:GLU:OE1	2.17	0.44
3:H:10:DA:H2''	3:H:11:DA:OP2	2.17	0.44
1:A:355:LEU:HD12	1:A:397:ILE:HG12	1.97	0.44
1:C:402:GLU:C	1:C:404:LYS:N	2.71	0.44
1:A:407:LYS:HD2	1:D:276:LYS:NZ	2.32	0.44
1:C:167:LEU:N	1:C:167:LEU:HD12	2.30	0.44
1:D:249:GLU:O	1:D:252:SER:HB3	2.17	0.44
3:H:19:DA:H2''	3:H:20:DC:O5'	2.18	0.44
3:H:1:DA:H2''	3:H:2:DA:OP2	2.18	0.44
1:A:299:TYR:HA	1:A:319:TRP:O	2.18	0.44
1:B:281:PHE:CD2	1:B:302:CYS:HA	2.53	0.44
1:D:143:ARG:NH1	2:K:48:DT:H4'	2.33	0.44
1:A:216:ASN:O	1:A:216:ASN:OD1	2.36	0.44
1:D:313:LYS:NZ	2:K:30:DG:OP1	2.48	0.44
1:A:407:LYS:HD2	1:D:276:LYS:HZ3	1.83	0.44
1:D:156:ARG:HD3	3:L:6:DG:H1'	1.99	0.44
1:C:438:ASN:O	1:C:439:LYS:CD	2.66	0.44
1:B:276:LYS:O	1:B:277:CYS:CB	2.65	0.44
1:C:180:ILE:CG2	1:C:214:LEU:HD21	2.48	0.44
1:A:426:PHE:O	1:A:429:LYS:HB2	2.18	0.43
1:D:446:GLN:O	1:D:446:GLN:CG	2.61	0.43
1:B:159:GLY:HA2	1:B:173:GLU:HB2	1.99	0.43
1:D:259:ASN:C	1:D:261:ASN:N	2.71	0.43

*Continued on next page...*

*Continued from previous page...*

Atom-1	Atom-2	Interatomic distance (Å)	Clash overlap (Å)
1:D:216:ASN:C	1:D:218:LEU:H	2.21	0.43
1:C:159:GLY:HA2	1:C:173:GLU:HB2	1.98	0.43
1:A:158:PHE:CD2	1:A:177:LEU:CD1	3.01	0.43
1:D:185:GLU:CD	1:D:246:ARG:HH21	2.21	0.43
1:D:304:THR:HA	1:D:311:LEU:HD13	1.99	0.43
1:D:186:GLU:O	1:D:188:GLN:HG2	2.18	0.43
1:D:231:VAL:CG2	1:D:232:LYS:N	2.81	0.43
1:C:331:ARG:HD2	1:C:449:ILE:HD12	1.99	0.43
1:C:432:TYR:CZ	1:C:436:LEU:HD22	2.54	0.43
1:C:274:CYS:HB2	1:C:281:PHE:HE2	1.83	0.43
1:B:355:LEU:C	1:B:355:LEU:HD13	2.38	0.43
1:B:190:ILE:HB	1:B:207:TYR:CE1	2.53	0.43
1:A:164:ASP:OD2	1:A:166:LYS:NZ	2.46	0.43
1:C:226:LYS:HB3	3:J:5:DA:OP2	2.19	0.43
1:C:163:ILE:HG21	1:D:179:LEU:HD22	2.00	0.43
1:A:317:LYS:HG2	1:A:318:ILE:N	2.33	0.43
1:B:298:ARG:HB2	1:B:321:ALA:HB3	2.00	0.43
1:C:298:ARG:HB2	1:C:321:ALA:HB3	2.01	0.43
2:I:30:DG:H2"	2:I:31:DT:OP2	2.17	0.43
1:C:388:ALA:O	1:C:391:ASN:HB2	2.18	0.43
1:C:382:MET:HA	1:C:382:MET:HE3	1.99	0.43
1:B:284:ARG:HG3	1:B:284:ARG:HH11	1.84	0.43
1:A:370:ILE:HD13	1:A:370:ILE:N	2.34	0.43
1:C:344:LYS:HG3	1:C:404:LYS:HE3	2.00	0.43
1:C:348:LEU:C	1:C:348:LEU:HD23	2.39	0.43
1:D:436:LEU:HG	1:D:451:TRP:HZ3	1.83	0.43
1:A:212:ASN:O	1:A:215:THR:O	2.36	0.43
1:D:272:VAL:HB	1:D:281:PHE:HB2	1.99	0.43
1:B:419:VAL:O	1:B:419:VAL:HG13	2.18	0.43
1:C:136:MET:SD	2:I:50:DG:N3	2.91	0.43
1:A:200:LEU:HD12	1:A:200:LEU:N	2.32	0.43
1:B:282:VAL:CG1	1:B:283:HIS:N	2.82	0.43
1:C:217:ASP:O	1:C:222:TYR:HB2	2.19	0.43
1:C:259:ASN:C	1:C:261:ASN:N	2.71	0.43
1:C:344:LYS:HZ3	1:C:400:ASN:HB3	1.84	0.43
1:D:438:ASN:O	1:D:439:LYS:HD2	2.19	0.43
1:A:180:ILE:CG2	1:A:214:LEU:HD21	2.49	0.43
1:D:226:LYS:O	1:D:226:LYS:CG	2.66	0.43
1:D:284:ARG:NH1	1:D:284:ARG:HG3	2.34	0.43
1:B:402:GLU:CD	1:B:402:GLU:C	2.77	0.43
1:C:282:VAL:CG1	1:C:283:HIS:N	2.82	0.43

*Continued on next page...*

*Continued from previous page...*

Atom-1	Atom-2	Interatomic distance (Å)	Clash overlap (Å)
1:C:190:ILE:CD1	1:C:214:LEU:HD12	2.49	0.43
1:A:386:ILE:O	1:A:389:GLN:HB3	2.18	0.43
1:C:169:ILE:HG22	1:C:170:ASN:N	2.34	0.43
1:B:226:LYS:O	1:B:228:LYS:N	2.52	0.43
1:C:196:ARG:O	1:C:200:LEU:HD13	2.19	0.43
1:D:205:ARG:HG2	1:D:209:ARG:HH11	1.84	0.43
2:G:29:DA:H2''	2:G:30:DG:C8	2.54	0.42
1:B:150:LEU:HD23	1:B:150:LEU:C	2.39	0.42
2:E:38:DT:H1'	2:E:39:DT:H5''	2.01	0.42
1:B:328:ILE:HD11	1:B:440:ILE:HG21	2.01	0.42
1:B:384:ASN:HA	1:B:387:ASP:HB2	2.02	0.42
1:D:343:ASP:C	1:D:345:GLU:H	2.22	0.42
1:C:259:ASN:C	1:C:261:ASN:H	2.21	0.42
1:C:345:GLU:O	1:C:349:ASP:HB2	2.19	0.42
2:K:25:DG:H8	2:K:25:DG:O5'	2.02	0.42
1:B:351:LEU:CD1	1:B:397:ILE:HG12	2.49	0.42
1:B:310:GLU:OE1	1:B:310:GLU:N	2.51	0.42
1:D:269:ASN:C	1:D:269:ASN:OD1	2.58	0.42
1:C:272:VAL:HA	1:C:440:ILE:O	2.19	0.42
1:D:206:THR:HG23	1:D:209:ARG:HB2	2.02	0.42
1:C:341:ASN:C	1:C:343:ASP:H	2.21	0.42
1:A:402:GLU:OE2	1:A:402:GLU:N	2.52	0.42
1:D:174:ALA:O	1:D:178:ARG:HG3	2.20	0.42
1:A:421:PHE:CE2	1:A:429:LYS:HD3	2.53	0.42
2:I:47:DG:H2''	2:I:48:DT:C7	2.50	0.42
3:H:0:DC:C6	3:H:0:DC:H5'	2.49	0.42
1:D:169:ILE:CD1	1:D:236:GLU:HB3	2.49	0.42
1:D:136:MET:CE	3:L:1:DA:C2	3.03	0.42
1:D:332:VAL:HG21	1:D:432:TYR:HE2	1.84	0.42
1:B:144:ILE:C	1:B:146:ALA:N	2.73	0.42
1:C:207:TYR:HE1	2:I:38:DT:OP2	2.02	0.42
1:D:211:ASN:O	1:D:215:THR:HB	2.18	0.42
1:A:369:TYR:HA	1:A:373:SER:OG	2.20	0.42
1:C:400:ASN:C	1:C:402:GLU:N	2.73	0.42
3:H:6:DG:H2''	3:H:7:DA:C8	2.55	0.42
1:C:320:ARG:CG	1:C:320:ARG:HH11	2.33	0.42
1:C:324:LEU:O	1:C:327:LEU:HB3	2.19	0.42
1:C:276:LYS:O	1:C:277:CYS:SG	2.78	0.42
1:D:136:MET:HE2	3:L:1:DA:C2	2.55	0.42
1:C:355:LEU:HD23	1:C:393:TYR:HB3	2.01	0.42
1:C:295:TYR:CE2	2:I:26:DT:H72	2.54	0.42

*Continued on next page...*

*Continued from previous page...*

Atom-1	Atom-2	Interatomic distance (Å)	Clash overlap (Å)
1:D:452:LEU:HB3	1:D:453:LEU:H	1.61	0.42
1:C:358:GLU:HG2	1:C:390:ILE:HG12	2.01	0.42
1:D:217:ASP:HB2	1:D:244:PHE:CZ	2.54	0.42
3:L:13:DC:H5'	3:L:13:DC:H6	1.85	0.42
3:F:11:DA:H2''	3:F:12:DA:OP2	2.19	0.42
1:B:335:TYR:CE2	1:B:436:LEU:HD11	2.55	0.42
1:D:144:ILE:C	1:D:146:ALA:N	2.72	0.42
1:B:385:ASP:O	1:B:389:GLN:HG2	2.19	0.42
1:A:141:ILE:O	1:A:145:GLU:HG3	2.20	0.42
1:D:332:VAL:HG21	1:D:432:TYR:CE2	2.55	0.42
3:F:0:DC:H5'	3:F:0:DC:C6	2.55	0.42
1:C:421:PHE:HE2	1:C:429:LYS:HD3	1.84	0.42
2:G:31:DT:H6	2:G:31:DT:H5'	1.84	0.41
1:C:143:ARG:NH2	1:C:149:PRO:HG2	2.35	0.41
1:C:191:THR:HG1	2:I:37:DG:H3'	1.83	0.41
1:C:268:LEU:CD1	1:C:325:GLU:HG2	2.43	0.41
3:H:13:DC:H6	3:H:13:DC:H5'	1.85	0.41
2:E:28:DT:H1'	2:E:29:DA:H5''	2.03	0.41
1:A:369:TYR:CD1	1:A:370:ILE:HD13	2.50	0.41
1:A:435:SER:O	1:A:452:LEU:HD23	2.20	0.41
2:I:33:DC:H2''	2:I:34:DC:O5'	2.19	0.41
1:A:276:LYS:HD2	1:A:316:ASN:HB2	2.02	0.41
1:A:425:GLU:OE2	1:A:425:GLU:HA	2.20	0.41
1:D:191:THR:OG1	2:K:37:DG:H3'	2.20	0.41
1:C:402:GLU:C	1:C:404:LYS:H	2.23	0.41
2:I:50:DG:H1	3:J:0:DC:H42	1.68	0.41
1:B:144:ILE:HD11	1:B:150:LEU:HA	2.01	0.41
1:C:205:ARG:HD3	1:C:209:ARG:NH1	2.35	0.41
1:C:215:THR:O	1:C:215:THR:HG22	2.20	0.41
2:G:29:DA:H2''	2:G:30:DG:H8	1.84	0.41
1:A:289:VAL:HG12	1:A:290:SER:N	2.35	0.41
3:F:6:DG:H2''	3:F:7:DA:C8	2.55	0.41
3:H:12:DA:H1'	3:H:13:DC:C5'	2.48	0.41
1:B:401:GLU:C	1:B:403:LEU:N	2.73	0.41
1:C:169:ILE:CG2	1:C:170:ASN:N	2.83	0.41
1:C:419:VAL:HG12	1:C:423:SER:OG	2.20	0.41
3:F:23:DA:H2''	3:F:24:DA:C5'	2.46	0.41
1:B:267:LEU:HD21	1:B:433:LEU:HD12	2.02	0.41
1:A:379:LEU:C	1:A:379:LEU:HD13	2.41	0.41
1:C:298:ARG:NH1	1:C:321:ALA:HB1	2.34	0.41
2:E:31:DT:C5'	2:E:31:DT:H6	2.30	0.41

*Continued on next page...*



*Continued from previous page...*

Atom-1	Atom-2	Interatomic distance (Å)	Clash overlap (Å)
2:E:31:DT:H2''	2:E:32:DT:C5'	2.50	0.41
1:C:344:LYS:HZ1	1:C:400:ASN:HB3	1.83	0.41
1:B:349:ASP:HA	1:B:352:ASN:ND2	2.33	0.41
1:B:190:ILE:O	1:B:193:LEU:HB3	2.21	0.41
1:A:328:ILE:CD1	1:A:440:ILE:HD13	2.50	0.41
1:C:259:ASN:O	1:C:262:LYS:HB2	2.20	0.41
2:G:29:DA:H1'	2:G:30:DG:C8	2.56	0.41
1:A:215:THR:CG2	1:A:216:ASN:H	2.29	0.41
1:C:362:LYS:HE2	1:C:366:PHE:HE2	1.85	0.41
1:B:386:ILE:O	1:B:386:ILE:HG22	2.21	0.41
1:C:144:ILE:HD11	1:C:150:LEU:HA	2.03	0.41
3:L:6:DG:H2''	3:L:7:DA:H8	1.86	0.41
1:D:455:HIS:O	1:D:456:HIS:CG	2.73	0.41
3:L:16:DG:H2''	3:L:17:DG:OP2	2.20	0.41
2:E:25:DG:C2'	2:E:26:DT:H5''	2.49	0.41
1:A:289:VAL:HG22	1:A:294:LYS:HG2	2.03	0.41
3:F:5:DA:C2	3:F:6:DG:C6	3.09	0.41
1:B:352:ASN:HB3	1:B:356:LYS:HZ3	1.86	0.41
1:B:143:ARG:HH21	1:B:148:LEU:HB3	1.85	0.41
1:C:180:ILE:HG22	1:C:181:TYR:N	2.35	0.41
1:B:231:VAL:HG22	1:B:232:LYS:N	2.35	0.41
1:A:331:ARG:NH1	1:A:447:VAL:HG23	2.36	0.41
1:A:266:SER:O	1:A:269:ASN:N	2.51	0.41
1:D:223:VAL:HG23	1:D:233:GLY:HA3	2.03	0.41
1:A:391:ASN:CA	1:A:394:GLU:HG2	2.37	0.41
1:C:269:ASN:ND2	1:C:434:LYS:NZ	2.69	0.41
1:C:410:GLN:C	1:C:412:ASN:H	2.24	0.41
1:B:363:LYS:H	1:B:363:LYS:HG3	1.67	0.41
1:C:268:LEU:H	1:C:268:LEU:CD1	2.33	0.41
1:C:290:SER:O	1:C:291:ARG:HB3	2.21	0.41
1:C:253:ARG:CZ	1:C:431:LEU:HD22	2.49	0.41
1:C:170:ASN:OD1	1:C:173:GLU:HG3	2.20	0.41
1:B:207:TYR:C	1:B:207:TYR:CD2	2.94	0.41
1:C:427:ARG:O	1:C:430:GLN:HG3	2.20	0.41
1:C:365:LEU:CD2	1:C:382:MET:HB3	2.51	0.41
3:J:5:DA:H1'	3:J:6:DG:C8	2.56	0.41
1:B:284:ARG:NH1	1:B:284:ARG:HG3	2.35	0.41
1:A:205:ARG:HD3	1:A:209:ARG:NH1	2.36	0.41
1:D:451:TRP:O	1:D:452:LEU:HB2	2.20	0.41
3:J:7:DA:C2'	3:J:8:DG:H5'	2.42	0.41
1:C:147:GLY:C	1:C:148:LEU:HD12	2.41	0.41

*Continued on next page...*

*Continued from previous page...*

Atom-1	Atom-2	Interatomic distance (Å)	Clash overlap (Å)
1:B:216:ASN:O	1:B:217:ASP:CB	2.68	0.41
3:F:12:DA:H2''	3:F:13:DC:C5'	2.51	0.41
1:C:264:SER:O	1:C:265:ALA:C	2.59	0.41
1:B:337:PHE:N	1:B:337:PHE:CD2	2.89	0.41
1:C:295:TYR:HE2	2:I:26:DT:H72	1.85	0.40
1:C:413:LEU:CD1	1:C:416:LEU:HD22	2.46	0.40
1:B:391:ASN:HA	1:B:394:GLU:HG2	2.04	0.40
3:F:-1:DC:H2''	3:F:0:DC:H5'	2.03	0.40
1:B:361:LYS:HA	1:B:364:ARG:HB2	2.02	0.40
1:C:184:PHE:CG	1:C:214:LEU:HD13	2.57	0.40
1:D:226:LYS:O	1:D:226:LYS:HG2	2.20	0.40
1:D:259:ASN:C	1:D:261:ASN:H	2.23	0.40
1:A:376:VAL:HG13	1:A:377:SER:N	2.36	0.40
1:C:384:ASN:N	1:C:384:ASN:HD22	2.19	0.40
1:A:241:GLU:HG2	1:A:245:TYR:CE2	2.56	0.40
1:A:404:LYS:HE2	1:D:443:ASP:OD2	2.22	0.40
1:D:288:THR:HG23	3:L:21:DT:H72	2.02	0.40
1:D:267:LEU:CD2	1:D:433:LEU:HD12	2.51	0.40
1:B:269:ASN:HD21	1:B:434:LYS:HZ3	1.67	0.40
2:I:27:DT:H2''	2:I:28:DT:O5'	2.21	0.40
2:I:47:DG:C2'	2:I:48:DT:H72	2.50	0.40
1:B:410:GLN:O	1:B:413:LEU:HB2	2.22	0.40
3:F:12:DA:H2''	3:F:13:DC:H5'	2.03	0.40
1:A:282:VAL:HG12	1:A:283:HIS:N	2.37	0.40
1:C:284:ARG:HG3	1:C:284:ARG:HH11	1.85	0.40
1:B:272:VAL:CG1	1:B:442:ILE:HD13	2.50	0.40
1:A:257:ASN:ND2	1:A:434:LYS:CE	2.76	0.40
1:B:415:ASP:O	1:B:418:THR:CG2	2.70	0.40
1:A:143:ARG:NH1	1:A:149:PRO:O	2.54	0.40
1:A:144:ILE:HG22	1:A:229:VAL:CG1	2.52	0.40
1:A:300:TYR:CD1	1:A:324:LEU:HD23	2.57	0.40
1:C:427:ARG:HG3	1:C:427:ARG:NH1	2.36	0.40
1:B:385:ASP:OD2	1:B:385:ASP:N	2.53	0.40
1:C:193:LEU:HD11	1:C:197:LEU:HD11	2.04	0.40

There are no symmetry-related clashes.

## 5.3 Torsion angles

### 5.3.1 Protein backbone

In the following table, the Percentiles column shows the percent Ramachandran outliers of the chain as a percentile score with respect to all X-ray entries followed by that with respect to entries of similar resolution.

The Analysed column shows the number of residues for which the backbone conformation was analysed, and the total number of residues.

Mol	Chain	Analysed	Favoured	Allowed	Outliers	Percentiles	
1	A	309/328 (94%)	263 (85%)	43 (14%)	3 (1%)	19	65
1	B	299/328 (91%)	256 (86%)	34 (11%)	9 (3%)	5	35
1	C	305/328 (93%)	251 (82%)	47 (15%)	7 (2%)	8	44
1	D	279/328 (85%)	228 (82%)	39 (14%)	12 (4%)	3	25
All	All	1192/1312 (91%)	998 (84%)	163 (14%)	31 (3%)	7	40

All (31) Ramachandran outliers are listed below:

Mol	Chain	Res	Type
1	A	341	ASN
1	B	227	ASP
1	B	278	GLY
1	B	419	VAL
1	B	421	PHE
1	B	422	ASN
1	C	422	ASN
1	D	278	GLY
1	D	339	SER
1	D	344	LYS
1	D	453	LEU
1	A	444	GLY
1	C	269	ASN
1	C	368	LEU
1	D	188	GLN
1	D	227	ASP
1	D	452	LEU
1	D	456	HIS
1	B	207	TYR
1	D	260	MET
1	B	226	LYS
1	C	267	LEU

*Continued on next page...*

*Continued from previous page...*

Mol	Chain	Res	Type
1	C	270	ASN
1	D	291	ARG
1	A	279	LEU
1	B	317	LYS
1	C	217	ASP
1	C	421	PHE
1	D	226	LYS
1	B	259	ASN
1	D	342	ILE

### 5.3.2 Protein sidechains ⓘ

In the following table, the Percentiles column shows the percent sidechain outliers of the chain as a percentile score with respect to all X-ray entries followed by that with respect to entries of similar resolution.

The Analysed column shows the number of residues for which the sidechain conformation was analysed, and the total number of residues.

Mol	Chain	Analysed	Rotameric	Outliers	Percentiles	
1	A	291/302 (96%)	266 (91%)	25 (9%)	13	46
1	B	281/302 (93%)	246 (88%)	35 (12%)	6	26
1	C	284/302 (94%)	251 (88%)	33 (12%)	7	30
1	D	228/302 (76%)	205 (90%)	23 (10%)	9	36
All	All	1084/1208 (90%)	968 (89%)	116 (11%)	8	34

All (116) residues with a non-rotameric sidechain are listed below:

Mol	Chain	Res	Type
1	A	143	ARG
1	A	167	LEU
1	A	188	GLN
1	A	192	PHE
1	A	206	THR
1	A	209	ARG
1	A	216	ASN
1	A	227	ASP
1	A	262	LYS
1	A	267	LEU
1	A	269	ASN
1	A	273	VAL

*Continued on next page...*

*Continued from previous page...*

Mol	Chain	Res	Type
1	A	287	ASP
1	A	291	ARG
1	A	311	LEU
1	A	320	ARG
1	A	330	ASP
1	A	365	LEU
1	A	370	ILE
1	A	380	ASP
1	A	385	ASP
1	A	387	ASP
1	A	401	GLU
1	A	422	ASN
1	A	457	HIS
1	B	140	LYS
1	B	143	ARG
1	B	150	LEU
1	B	151	THR
1	B	167	LEU
1	B	188	GLN
1	B	192	PHE
1	B	205	ARG
1	B	206	THR
1	B	215	THR
1	B	217	ASP
1	B	218	LEU
1	B	240	SER
1	B	262	LYS
1	B	267	LEU
1	B	269	ASN
1	B	272	VAL
1	B	273	VAL
1	B	277	CYS
1	B	287	ASP
1	B	311	LEU
1	B	320	ARG
1	B	322	ASP
1	B	348	LEU
1	B	349	ASP
1	B	362	LYS
1	B	364	ARG
1	B	366	PHE
1	B	367	ASP

*Continued on next page...*

*Continued from previous page...*

Mol	Chain	Res	Type
1	B	382	MET
1	B	398	GLU
1	B	402	GLU
1	B	416	LEU
1	B	422	ASN
1	B	452	LEU
1	C	136	MET
1	C	143	ARG
1	C	151	THR
1	C	167	LEU
1	C	192	PHE
1	C	206	THR
1	C	217	ASP
1	C	218	LEU
1	C	227	ASP
1	C	262	LYS
1	C	269	ASN
1	C	273	VAL
1	C	277	CYS
1	C	286	LYS
1	C	287	ASP
1	C	311	LEU
1	C	320	ARG
1	C	322	ASP
1	C	330	ASP
1	C	337	PHE
1	C	355	LEU
1	C	358	GLU
1	C	367	ASP
1	C	381	SER
1	C	382	MET
1	C	383	MET
1	C	402	GLU
1	C	406	ASN
1	C	419	VAL
1	C	420	ASP
1	C	421	PHE
1	C	422	ASN
1	C	452	LEU
1	D	143	ARG
1	D	150	LEU
1	D	167	LEU

*Continued on next page...*

*Continued from previous page...*

Mol	Chain	Res	Type
1	D	188	GLN
1	D	192	PHE
1	D	215	THR
1	D	217	ASP
1	D	218	LEU
1	D	262	LYS
1	D	267	LEU
1	D	269	ASN
1	D	271	LEU
1	D	273	VAL
1	D	277	CYS
1	D	286	LYS
1	D	287	ASP
1	D	302	CYS
1	D	311	LEU
1	D	320	ARG
1	D	422	ASN
1	D	423	SER
1	D	455	HIS
1	D	459	HIS

Some sidechains can be flipped to improve hydrogen bonding and reduce clashes. All (28) such sidechains are listed below:

Mol	Chain	Res	Type
1	A	211	ASN
1	A	257	ASN
1	A	269	ASN
1	A	270	ASN
1	A	359	HIS
1	A	384	ASN
1	A	396	GLN
1	A	400	ASN
1	A	406	ASN
1	A	457	HIS
1	B	257	ASN
1	B	269	ASN
1	B	270	ASN
1	B	352	ASN
1	B	384	ASN
1	B	396	GLN
1	C	269	ASN
1	C	270	ASN

*Continued on next page...*

*Continued from previous page...*

Mol	Chain	Res	Type
1	C	333	ASN
1	C	384	ASN
1	C	391	ASN
1	C	400	ASN
1	C	406	ASN
1	C	410	GLN
1	D	230	HIS
1	D	257	ASN
1	D	269	ASN
1	D	270	ASN

### 5.3.3 RNA [i](#)

There are no RNA molecules in this entry.

## 5.4 Non-standard residues in protein, DNA, RNA chains [i](#)

There are no non-standard protein/DNA/RNA residues in this entry.

## 5.5 Carbohydrates [i](#)

There are no carbohydrates in this entry.

## 5.6 Ligand geometry [i](#)

Of 13 ligands modelled in this entry, 13 are monoatomic - leaving 0 for Mogul analysis.

There are no bond length outliers.

There are no bond angle outliers.

There are no chirality outliers.

There are no torsion outliers.

There are no ring outliers.

No monomer is involved in short contacts.

## 5.7 Other polymers [i](#)

There are no such residues in this entry.



## 5.8 Polymer linkage issues ⓘ

There are no chain breaks in this entry.

## 6 Fit of model and data ⓘ

### 6.1 Protein, DNA and RNA chains ⓘ

In the following table, the column labelled ‘#RSRZ> 2’ contains the number (and percentage) of RSRZ outliers, followed by percent RSRZ outliers for the chain as percentile scores relative to all X-ray entries and entries of similar resolution. The OWAB column contains the minimum, median, 95<sup>th</sup> percentile and maximum values of the occupancy-weighted average B-factor per residue. The column labelled ‘Q< 0.9’ lists the number of (and percentage) of residues with an average occupancy less than 0.9.

Mol	Chain	Analysed	<RSRZ>	#RSRZ>2			OWAB(Å <sup>2</sup> )	Q<0.9
1	A	315/328 (96%)	0.02	10 (3%)	51	36	45, 87, 156, 171	3 (0%)
1	B	305/328 (92%)	-0.21	3 (0%)	84	75	43, 81, 149, 167	2 (0%)
1	C	309/328 (94%)	0.11	13 (4%)	40	26	52, 117, 167, 190	0
1	D	287/328 (87%)	0.02	10 (3%)	48	32	51, 91, 166, 184	1 (0%)
2	E	26/26 (100%)	-0.43	0	100	100	68, 87, 115, 116	0
2	G	26/26 (100%)	-0.50	0	100	100	64, 82, 99, 109	0
2	I	26/26 (100%)	-0.40	0	100	100	89, 116, 157, 165	0
2	K	26/26 (100%)	-0.38	0	100	100	77, 93, 118, 121	0
3	F	26/26 (100%)	-0.29	0	100	100	69, 96, 128, 135	0
3	H	26/26 (100%)	-0.51	0	100	100	69, 85, 108, 111	0
3	J	26/26 (100%)	-0.41	0	100	100	96, 120, 174, 188	0
3	L	26/26 (100%)	-0.41	0	100	100	72, 96, 123, 131	0
All	All	1424/1520 (93%)	-0.07	36 (2%)	61	47	43, 94, 161, 190	6 (0%)

All (36) RSRZ outliers are listed below:

Mol	Chain	Res	Type	RSRZ
1	D	386	ILE	4.1
1	C	295	TYR	3.9
1	C	366	PHE	3.8
1	D	460	HIS	3.7
1	A	365	LEU	3.5
1	B	379	LEU	3.3
1	C	287	ASP	3.3
1	A	366	PHE	3.2
1	B	399	ALA	3.0
1	D	352	ASN	3.0
1	B	401	GLU	3.0

*Continued on next page...*

*Continued from previous page...*

Mol	Chain	Res	Type	RSRZ
1	A	403	LEU	3.0
1	C	300	TYR	2.9
1	C	303	LYS	2.8
1	C	383	MET	2.8
1	D	351	LEU	2.8
1	A	307	HIS	2.8
1	D	354	LYS	2.8
1	D	355	LEU	2.7
1	A	299	TYR	2.6
1	C	299	TYR	2.6
1	D	388	ALA	2.6
1	A	364	ARG	2.6
1	A	284	ARG	2.5
1	C	367	ASP	2.3
1	D	387	ASP	2.3
1	C	343	ASP	2.2
1	C	288	THR	2.2
1	A	306	LYS	2.2
1	C	365	LEU	2.2
1	C	386	ILE	2.1
1	D	353	GLU	2.1
1	A	418	THR	2.1
1	A	288	THR	2.1
1	C	286	LYS	2.1
1	D	299	TYR	2.0

## 6.2 Non-standard residues in protein, DNA, RNA chains ⓘ

There are no non-standard protein/DNA/RNA residues in this entry.

## 6.3 Carbohydrates ⓘ

There are no carbohydrates in this entry.

## 6.4 Ligands ⓘ

In the following table, the Atoms column lists the number of modelled atoms in the group and the number defined in the chemical component dictionary. LLDF column lists the quality of electron density of the group with respect to its neighbouring residues in protein, DNA or RNA chains. The B-factors column lists the minimum, median, 95<sup>th</sup> percentile and maximum values of B factors

of atoms in the group. The column labelled 'Q< 0.9' lists the number of atoms with occupancy less than 0.9.

Mol	Type	Chain	Res	Atoms	RSCC	RSR	LLDF	B-factors( $\text{\AA}^2$ )	Q<0.9
5	CA	B	503	1/1	0.78	0.60	18.28	121,121,121,121	0
4	ZN	B	501	1/1	1.00	0.15	0.23	94,94,94,94	0
4	ZN	A	502	1/1	0.96	0.14	-0.64	87,87,87,87	0
4	ZN	A	501	1/1	1.00	0.10	-0.92	106,106,106,106	0
4	ZN	D	501	1/1	0.99	0.11	-0.92	116,116,116,116	0
4	ZN	A	503	1/1	0.99	0.14	-0.99	110,110,110,110	0
4	ZN	C	501	1/1	0.98	0.08	-1.56	144,144,144,144	0
5	CA	A	504	1/1	0.81	0.40	-	132,132,132,132	0
5	CA	E	101	1/1	0.92	0.47	-	118,118,118,118	0
5	CA	D	502	1/1	0.89	0.98	-	145,145,145,145	0
5	CA	A	505	1/1	0.29	0.48	-	160,160,160,160	0
5	CA	B	502	1/1	0.95	0.66	-	125,125,125,125	0
5	CA	C	502	1/1	0.86	0.65	-	145,145,145,145	0

## 6.5 Other polymers [i](#)

There are no such residues in this entry.