



Full wwPDB X-ray Structure Validation Report ⓘ

Feb 1, 2016 – 06:06 PM GMT

PDB ID : 4KJZ
Title : Crystal Structure of Thermus Thermophilus IF2, Apo and GDP-bound Forms (2-474)
Authors : Eiler, D.R.; Lin, J.; Steitz, T.A.
Deposited on : 2013-05-04
Resolution : 2.80 Å(reported)

This is a Full wwPDB X-ray Structure Validation Report for a publicly released PDB entry.
We welcome your comments at validation@mail.wwpdb.org
A user guide is available at
<http://wwpdb.org/validation/2016/XrayValidationReportHelp>
with specific help available everywhere you see the ⓘ symbol.

The following versions of software and data (see [references ⓘ](#)) were used in the production of this report:

MolProbity : 4.02b-467
Mogul : 1.7 (RC4), CSD as536be (2015)
Xtriage (Phenix) : 1.9-1692
EDS : rb-20026688
Percentile statistics : 20151230.v01 (using entries in the PDB archive December 30th 2015)
Refmac : 5.8.0135
CCP4 : 6.5.0
Ideal geometry (proteins) : Engh & Huber (2001)
Ideal geometry (DNA, RNA) : Parkinson et al. (1996)
Validation Pipeline (wwPDB-VP) : trunk26865

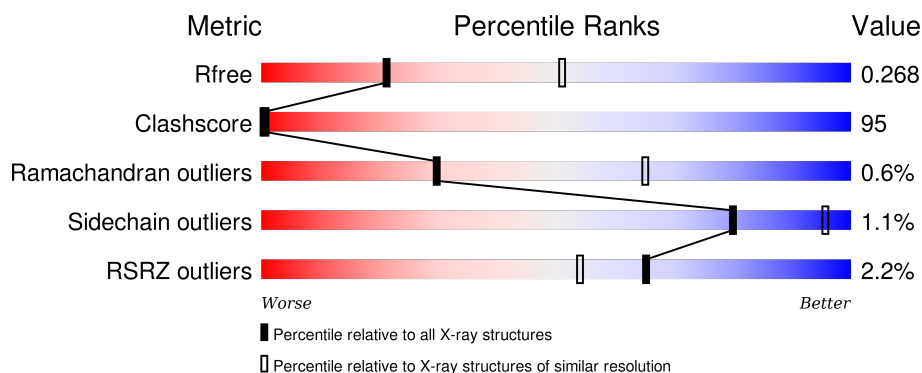
1 Overall quality at a glance ⓘ

The following experimental techniques were used to determine the structure:

X-RAY DIFFRACTION

The reported resolution of this entry is 2.80 Å.

Percentile scores (ranging between 0-100) for global validation metrics of the entry are shown in the following graphic. The table shows the number of entries on which the scores are based.



Metric	Whole archive (#Entries)	Similar resolution (#Entries, resolution range(Å))
R_{free}	91344	2393 (2.80-2.80)
Clashscore	102246	2827 (2.80-2.80)
Ramachandran outliers	100387	2782 (2.80-2.80)
Sidechain outliers	100360	2784 (2.80-2.80)
RSRZ outliers	91569	2404 (2.80-2.80)

The table below summarises the geometric issues observed across the polymeric chains and their fit to the electron density. The red, orange, yellow and green segments on the lower bar indicate the fraction of residues that contain outliers for ≥ 3 , 2, 1 and 0 types of geometric quality criteria. A grey segment represents the fraction of residues that are not modelled. The numeric value for each fraction is indicated below the corresponding segment, with a dot representing fractions $\leq 5\%$. The upper red bar (where present) indicates the fraction of residues that have poor fit to the electron density. The numeric value is given above the bar.

Mol	Chain	Length	Quality of chain
1	A	473	<div> <div>28%</div> <div>64%</div> <div>5%</div> </div>
1	B	473	<div> <div>3%</div> <div>27%</div> <div>62%</div> <div>7%</div> <div>5%</div> </div>
1	C	473	<div> <div>3%</div> <div>33%</div> <div>59%</div> <div>5%</div> </div>
1	D	473	<div> <div>2%</div> <div>31%</div> <div>59%</div> <div>5%</div> </div>

The following table lists non-polymeric compounds, carbohydrate monomers and non-standard

residues in protein, DNA, RNA chains that are outliers for geometric or electron-density-fit criteria:

Mol	Type	Chain	Res	Chirality	Geometry	Clashes	Electron density
2	GDP	A	900	-	-	X	-

2 Entry composition

There are 3 unique types of molecules in this entry. The entry contains 13708 atoms, of which 0 are hydrogens and 0 are deuteriums.

In the tables below, the ZeroOcc column contains the number of atoms modelled with zero occupancy, the AltConf column contains the number of residues with at least one atom in alternate conformation and the Trace column contains the number of residues modelled with at most 2 atoms.

- Molecule 1 is a protein called Translation initiation factor IF-2.

Mol	Chain	Residues	Atoms					ZeroOcc	AltConf	Trace
1	A	451	Total	C	N	O	S	0	0	0
			3375	2116	588	659	12			
1	D	447	Total	C	N	O	S	0	0	0
			3410	2131	609	657	13			
1	B	457	Total	C	N	O	S	0	0	0
			3435	2158	607	657	13			
1	C	458	Total	C	N	O	S	0	0	0
			3417	2137	605	663	12			

There are 8 discrepancies between the modelled and reference sequences:

Chain	Residue	Modelled	Actual	Comment	Reference
A	17	CYS	THR	ENGINEERED MUTATION	UNP P48515
A	319	PRO	ALA	SEE REMARK 999	UNP P48515
D	17	CYS	THR	ENGINEERED MUTATION	UNP P48515
D	319	PRO	ALA	SEE REMARK 999	UNP P48515
B	17	CYS	THR	ENGINEERED MUTATION	UNP P48515
B	319	PRO	ALA	SEE REMARK 999	UNP P48515
C	17	CYS	THR	ENGINEERED MUTATION	UNP P48515
C	319	PRO	ALA	SEE REMARK 999	UNP P48515

- Molecule 2 is GUANOSINE-5'-DIPHOSPHATE (three-letter code: GDP) (formula: $C_{10}H_{15}N_5O_{11}P_2$).



Mol	Chain	Residues	Atoms					ZeroOcc	AltConf
2	A	1	Total 28	C 10	N 5	O 11	P 2	0	0
2	C	1	Total 28	C 10	N 5	O 11	P 2	0	0

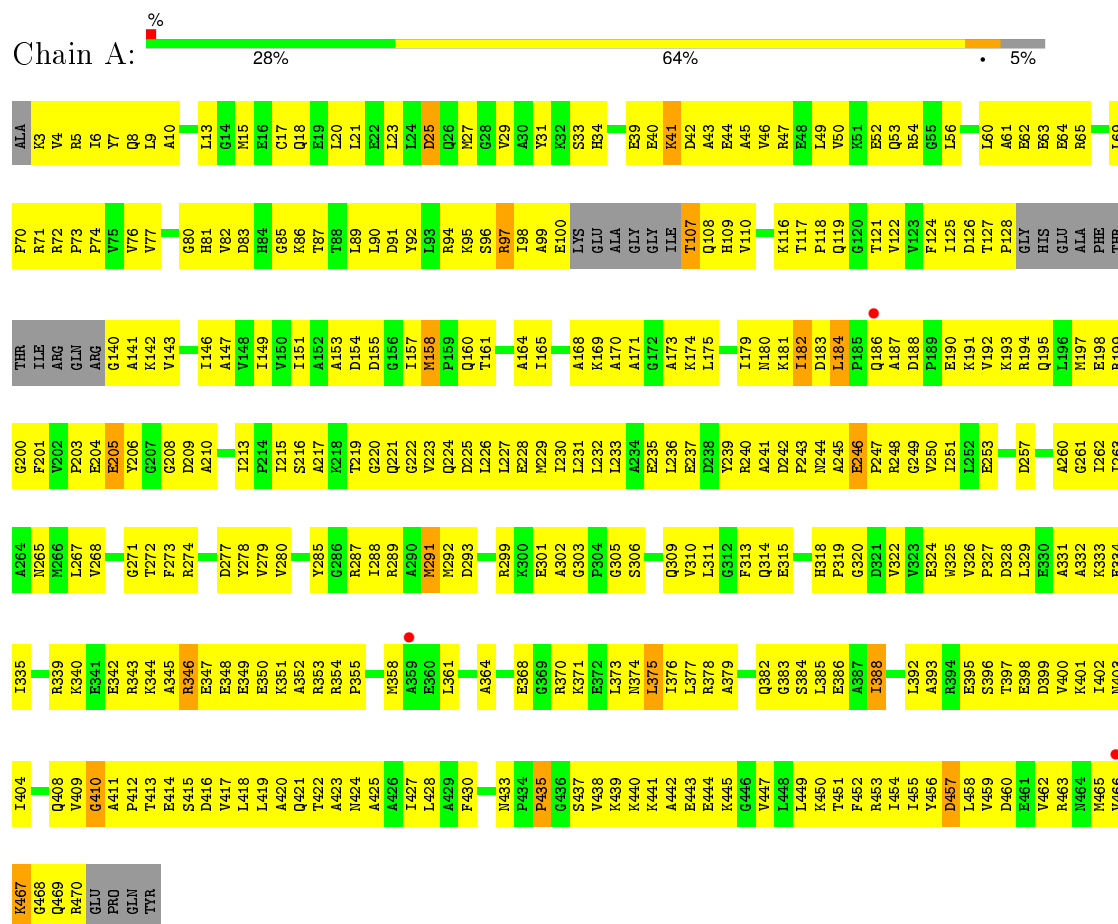
- Molecule 3 is water.

Mol	Chain	Residues	Atoms	ZeroOcc	AltConf
3	A	1	Total O 1 1	0	0
3	D	2	Total O 2 2	0	0
3	B	8	Total O 8 8	0	0
3	C	4	Total O 4 4	0	0

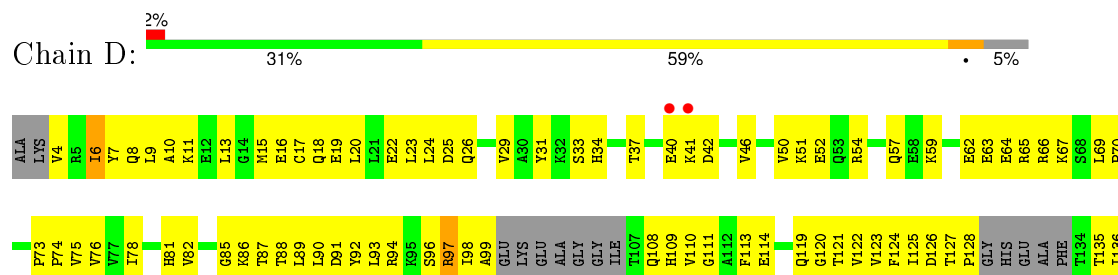
3 Residue-property plots

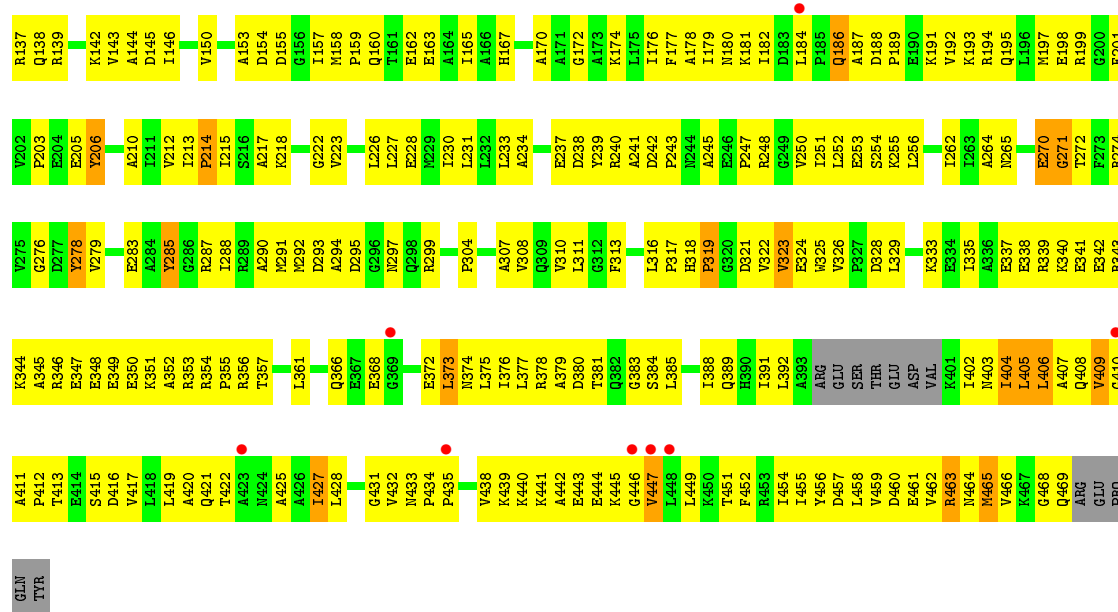
These plots are drawn for all protein, RNA and DNA chains in the entry. The first graphic for a chain summarises the proportions of errors displayed in the second graphic. The second graphic shows the sequence view annotated by issues in geometry and electron density. Residues are color-coded according to the number of geometric quality criteria for which they contain at least one outlier: green = 0, yellow = 1, orange = 2 and red = 3 or more. A red dot above a residue indicates a poor fit to the electron density ($RSRZ > 2$). Stretches of 2 or more consecutive residues without any outlier are shown as a green connector. Residues present in the sample, but not in the model, are shown in grey.

• Molecule 1: Translation initiation factor IF-2

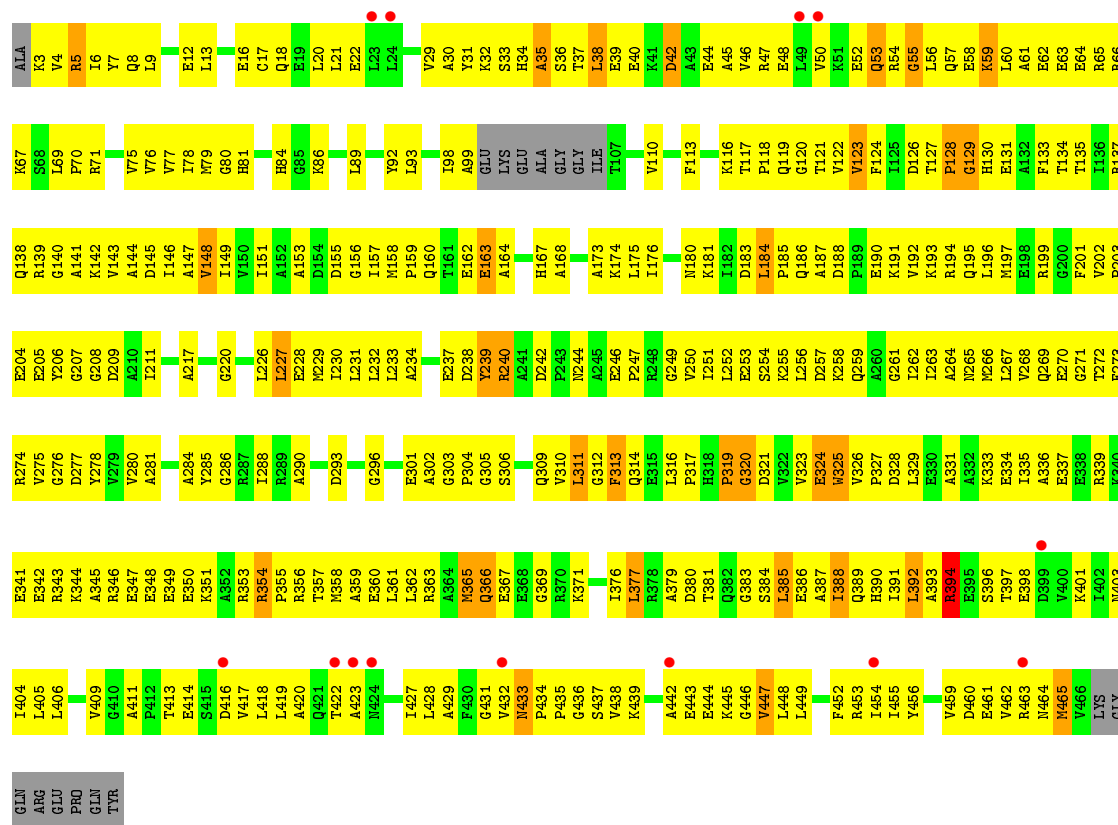


• Molecule 1: Translation initiation factor IF-2





• Molecule 1: Translation initiation factor IF-2



• Molecule 1: Translation initiation factor IF-2



ALA	K3	V4	R5	I6	Y7	Q8																																																																																																																																																																																																																																																																																																																																																																																																																																																																																																																																																																																																																																																																																																																																																																																																																																																																																																																																																																																																																																																																																																																																																																																																																																																																																																																																																																																																																																																																																																																		
-----	----	----	----	----	----	----	--	--	--	--	--	--	--	--	--	--	--	--	--	--	--	--	--	--	--	--	--	--	--	--	--	--	--	--	--	--	--	--	--	--	--	--	--	--	--	--	--	--	--	--	--	--	--	--	--	--	--	--	--	--	--	--	--	--	--	--	--	--	--	--	--	--	--	--	--	--	--	--	--	--	--	--	--	--	--	--	--	--	--	--	--	--	--	--	--	--	--	--	--	--	--	--	--	--	--	--	--	--	--	--	--	--	--	--	--	--	--	--	--	--	--	--	--	--	--	--	--	--	--	--	--	--	--	--	--	--	--	--	--	--	--	--	--	--	--	--	--	--	--	--	--	--	--	--	--	--	--	--	--	--	--	--	--	--	--	--	--	--	--	--	--	--	--	--	--	--	--	--	--	--	--	--	--	--	--	--	--	--	--	--	--	--	--	--	--	--	--	--	--	--	--	--	--	--	--	--	--	--	--	--	--	--	--	--	--	--	--	--	--	--	--	--	--	--	--	--	--	--	--	--	--	--	--	--	--	--	--	--	--	--	--	--	--	--	--	--	--	--	--	--	--	--	--	--	--	--	--	--	--	--	--	--	--	--	--	--	--	--	--	--	--	--	--	--	--	--	--	--	--	--	--	--	--	--	--	--	--	--	--	--	--	--	--	--	--	--	--	--	--	--	--	--	--	--	--	--	--	--	--	--	--	--	--	--	--	--	--	--	--	--	--	--	--	--	--	--	--	--	--	--	--	--	--	--	--	--	--	--	--	--	--	--	--	--	--	--	--	--	--	--	--	--	--	--	--	--	--	--	--	--	--	--	--	--	--	--	--	--	--	--	--	--	--	--	--	--	--	--	--	--	--	--	--	--	--	--	--	--	--	--	--	--	--	--	--	--	--	--	--	--	--	--	--	--	--	--	--	--	--	--	--	--	--	--	--	--	--	--	--	--	--	--	--	--	--	--	--	--	--	--	--	--	--	--	--	--	--	--	--	--	--	--	--	--	--	--	--	--	--	--	--	--	--	--	--	--	--	--	--	--	--	--	--	--	--	--	--	--	--	--	--	--	--	--	--	--	--	--	--	--	--	--	--	--	--	--	--	--	--	--	--	--	--	--	--	--	--	--	--	--	--	--	--	--	--	--	--	--	--	--	--	--	--	--	--	--	--	--	--	--	--	--	--	--	--	--	--	--	--	--	--	--	--	--	--	--	--	--	--	--	--	--	--	--	--	--	--	--	--	--	--	--	--	--	--	--	--	--	--	--	--	--	--	--	--	--	--	--	--	--	--	--	--	--	--	--	--	--	--	--	--	--	--	--	--	--	--	--	--	--	--	--	--	--	--	--	--	--	--	--	--	--	--	--	--	--	--	--	--	--	--	--	--	--	--	--	--	--	--	--	--	--	--	--	--	--	--	--	--	--	--	--	--	--	--	--	--	--	--	--	--	--	--	--	--	--	--	--	--	--	--	--	--	--	--	--	--	--	--	--	--	--	--	--	--	--	--	--	--	--	--	--	--	--	--	--	--	--	--	--	--	--	--	--	--	--	--	--	--	--	--	--	--	--	--	--	--	--	--	--	--	--	--	--	--	--	--	--	--	--	--	--	--	--	--	--	--	--	--	--	--	--	--	--	--	--	--	--	--	--	--	--	--	--	--	--	--	--	--	--	--	--	--	--	--	--	--	--	--	--	--	--	--	--	--	--	--	--	--	--	--	--	--	--	--	--	--	--	--	--	--	--	--	--	--	--	--	--	--	--	--	--	--	--	--	--	--	--	--	--	--	--	--	--	--	--	--	--	--	--	--	--	--	--	--	--	--	--	--	--	--	--	--	--	--	--	--	--	--	--	--	--	--	--	--	--	--	--	--	--	--	--	--	--	--	--	--	--	--	--	--	--	--	--	--	--	--	--	--	--	--	--	--	--	--	--	--	--	--	--	--	--	--	--	--	--	--	--	--	--	--	--	--	--	--	--	--	--	--	--	--	--	--	--	--	--	--	--	--	--	--	--	--	--	--	--	--	--	--	--	--	--	--	--	--	--	--	--	--	--	--	--	--	--	--	--	--	--	--	--	--	--	--	--	--	--	--	--	--	--	--	--	--	--	--	--	--	--	--	--	--	--	--	--	--	--	--	--	--	--	--	--	--	--	--	--	--	--	--	--	--	--	--	--	--	--	--	--	--	--	--	--	--	--	--	--	--	--	--	--	--	--	--	--	--	--	--	--	--	--	--	--	--	--	--	--	--	--	--	--	--	--	--	--	--	--	--	--	--	--	--	--	--	--	--	--	--	--	--	--	--	--	--	--	--	--	--	--	--	--	--	--	--	--	--	--	--	--	--	--	--	--	--	--	--	--	--	--	--	--	--	--	--	--	--	--	--	--	--	--	--	--	--	--	--	--	--	--	--	--	--	--	--	--	--	--	--	--	--	--	--	--	--	--	--	--	--	--	--	--	--	--	--	--	--	--	--	--	--	--	--	--	--	--	--	--	--	--	--	--	--	--	--	--	--	--	--	--	--	--	--	--	--	--	--	--	--	--	--	--	--	--	--	--	--	--	--	--	--	--	--	--	--	--	--	--	--	--	--	--	--	--	--	--	--	--	--	--	--	--	--	--	--	--	--	--	--	--	--	--	--	--	--	--	--	--	--	--	--	--	--	--	--	--	--	--	--	--	--	--	--	--	--	--	--	--	--	--	--	--	--	--	--	--	--	--	--	--	--	--	--	--	--	--	--	--	--	--	--	--	--	--	--	--	--	--	--	--	--	--	--	--	--	--	--	--	--	--	--	--	--	--	--	--	--	--	--	--	--	--	--	--	--	--	--	--	--	--	--	--	--	--	--	--	--	--	--	--	--	--	--	--	--	--	--	--	--	--	--	--	--	--	--	--	--	--	--	--	--	--	--	--	--	--	--	--	--	--	--	--	--	--	--	--	--	--	--	--	--	--	--	--	--	--	--	--	--	--	--	--	--	--	--	--	--	--	--	--	--	--	--	--	--	--	--	--	--	--	--	--	--	--	--	--	--	--	--	--	--	--	--	--	--	--	--	--	--	--	--	--	--	--	--	--	--	--	--	--	--	--	--	--	--	--	--	--	--	--	--	--	--	--	--	--	--	--	--	--	--	--	--	--	--	--	--	--	--	--	--	--	--	--	--	--	--	--	--	--	--	--	--	--	--	--	--	--	--	--	--	--	--	--	--	--	--	--	--	--	--	--	--	--	--	--	--	--	--	--	--	--	--	--	--	--	--	--	--	--	--	--	--	--	--	--	--	--	--	--	--	--	--	--	--	--

4 Data and refinement statistics

Property	Value	Source
Space group	P 1 21 1	Depositor
Cell constants a, b, c, α , β , γ	119.83Å 177.82Å 61.79Å 90.00° 89.87° 90.00°	Depositor
Resolution (Å)	46.76 – 2.80 46.76 – 2.80	Depositor EDS
% Data completeness (in resolution range)	97.3 (46.76-2.80) 98.5 (46.76-2.80)	Depositor EDS
R_{merge}	(Not available)	Depositor
R_{sym}	(Not available)	Depositor
$\langle I/\sigma(I) \rangle$ ¹	2.17 (at 2.81Å)	Xtriage
Refinement program	REFMAC 5.7.0029	Depositor
R, R_{free}	0.240 , 0.276 0.233 , 0.268	Depositor DCC
R_{free} test set	3106 reflections (5.22%)	DCC
Wilson B-factor (Å ²)	43.1	Xtriage
Anisotropy	0.099	Xtriage
Bulk solvent k_{sol} (e/Å ³), B_{sol} (Å ²)	0.28 , 40.3	EDS
Estimated twinning fraction	0.506 for H, K, L 0.494 for H, -K, -L 0.106 for -h,-k,l	Xtriage
Reported twinning fraction	0.506 for H, K, L 0.494 for H, -K, -L	Depositor
L-test for twinning ²	$\langle L \rangle = 0.39$, $\langle L^2 \rangle = 0.21$	Xtriage
Outliers	0 of 62632 reflections	Xtriage
F_o, F_c correlation	0.88	EDS
Total number of atoms	13708	wwPDB-VP
Average B, all atoms (Å ²)	37.0	wwPDB-VP

Xtriage's analysis on translational NCS is as follows: *The analyses of the Patterson function reveals a significant off-origin peak that is 23.50 % of the origin peak, indicating pseudo translational symmetry. The chance of finding a peak of this or larger height randomly in a structure without pseudo translational symmetry is equal to 4.6065e-03.*

¹ Intensities estimated from amplitudes.

² Theoretical values of $\langle |L| \rangle$, $\langle L^2 \rangle$ for acentric reflections are 0.5, 0.375 respectively for untwinned datasets, and 0.333, 0.2 for perfectly twinned datasets.

5 Model quality ⓘ

5.1 Standard geometry ⓘ

Bond lengths and bond angles in the following residue types are not validated in this section: GDP

The Z score for a bond length (or angle) is the number of standard deviations the observed value is removed from the expected value. A bond length (or angle) with $|Z| > 5$ is considered an outlier worth inspection. RMSZ is the root-mean-square of all Z scores of the bond lengths (or angles).

Mol	Chain	Bond lengths		Bond angles	
		RMSZ	$\# Z > 5$	RMSZ	$\# Z > 5$
1	A	1.07	4/3416 (0.1%)	1.06	12/4624 (0.3%)
1	B	1.17	10/3478 (0.3%)	1.22	21/4703 (0.4%)
1	C	1.11	3/3459 (0.1%)	1.11	16/4674 (0.3%)
1	D	1.08	8/3449 (0.2%)	1.13	15/4651 (0.3%)
All	All	1.11	25/13802 (0.2%)	1.13	64/18652 (0.3%)

Chiral center outliers are detected by calculating the chiral volume of a chiral center and verifying if the center is modelled as a planar moiety or with the opposite hand. A planarity outlier is detected by checking planarity of atoms in a peptide group, atoms in a mainchain group or atoms of a sidechain that are expected to be planar.

Mol	Chain	#Chirality outliers	#Planarity outliers
1	A	0	5
1	B	0	9
1	C	0	11
1	D	0	2
All	All	0	27

All (25) bond length outliers are listed below:

Mol	Chain	Res	Type	Atoms	Z	Observed(Å)	Ideal(Å)
1	B	239	TYR	CE1-CZ	-8.27	1.27	1.38
1	C	325	TRP	CD2-CE2	7.70	1.50	1.41
1	D	285	TYR	CE2-CZ	-6.95	1.29	1.38
1	B	324	GLU	CD-OE2	-6.67	1.18	1.25
1	A	235	GLU	CD-OE2	-6.56	1.18	1.25
1	B	320	GLY	C-O	-6.49	1.13	1.23
1	B	324	GLU	CD-OE1	-6.29	1.18	1.25
1	D	324	GLU	CD-OE1	-6.19	1.18	1.25
1	D	270	GLU	CD-OE2	-6.15	1.18	1.25
1	B	134	THR	CB-CG2	-5.99	1.32	1.52

Continued on next page...

Continued from previous page...

Mol	Chain	Res	Type	Atoms	Z	Observed(Å)	Ideal(Å)
1	B	163	GLU	CD-OE2	5.80	1.32	1.25
1	D	324	GLU	CD-OE2	-5.75	1.19	1.25
1	B	35	ALA	C-O	-5.60	1.12	1.23
1	A	205	GLU	CD-OE1	-5.53	1.19	1.25
1	B	239	TYR	CG-CD2	-5.43	1.32	1.39
1	D	278	TYR	CE2-CZ	-5.42	1.31	1.38
1	A	205	GLU	C-O	-5.32	1.13	1.23
1	B	325	TRP	NE1-CE2	-5.30	1.30	1.37
1	D	177	PHE	C-O	-5.23	1.13	1.23
1	B	185	PRO	N-CD	5.11	1.54	1.47
1	C	202	VAL	N-CA	-5.08	1.36	1.46
1	D	285	TYR	CG-CD2	-5.07	1.32	1.39
1	D	285	TYR	CG-CD1	-5.02	1.32	1.39
1	A	205	GLU	CD-OE2	-5.01	1.20	1.25
1	C	202	VAL	C-O	-5.01	1.13	1.23

All (64) bond angle outliers are listed below:

Mol	Chain	Res	Type	Atoms	Z	Observed(°)	Ideal(°)
1	D	373	LEU	CA-CB-CG	-9.67	93.07	115.30
1	D	323	VAL	CB-CA-C	-8.99	94.32	111.40
1	B	377	LEU	CA-CB-CG	8.30	134.38	115.30
1	A	319	PRO	C-N-CA	8.16	139.44	122.30
1	A	97	ARG	N-CA-C	-8.09	89.17	111.00
1	D	463	ARG	N-CA-C	-7.96	89.51	111.00
1	D	402	ILE	N-CA-C	7.88	132.27	111.00
1	B	123	VAL	CB-CA-C	-7.48	97.18	111.40
1	C	361	LEU	N-CA-C	-7.33	91.20	111.00
1	C	319	PRO	N-CA-CB	7.27	112.03	103.30
1	C	467	LYS	CA-C-N	-7.13	101.95	116.20
1	B	388	ILE	CB-CA-C	-7.09	97.42	111.60
1	D	319	PRO	N-CA-CB	6.94	111.62	103.30
1	C	471	GLU	C-N-CD	6.91	142.91	128.40
1	D	465	MET	CB-CA-C	-6.76	96.88	110.40
1	C	270	GLU	N-CA-C	-6.73	92.82	111.00
1	B	267	LEU	CA-CB-CG	6.60	130.47	115.30
1	B	394	ARG	N-CA-C	-6.57	93.25	111.00
1	D	128	PRO	N-CA-CB	6.54	111.14	103.30
1	B	392	LEU	CA-CB-CG	6.52	130.29	115.30
1	B	385	LEU	CB-CG-CD2	-6.47	100.00	111.00
1	B	319	PRO	N-CA-CB	6.42	111.00	103.30
1	D	270	GLU	N-CA-C	-6.39	93.75	111.00

Continued on next page...

Continued from previous page...

Mol	Chain	Res	Type	Atoms	Z	Observed(°)	Ideal(°)
1	D	427	ILE	CB-CA-C	-6.37	98.87	111.60
1	C	179	ILE	CB-CA-C	-6.36	98.88	111.60
1	D	403	ASN	N-CA-C	-6.25	94.13	111.00
1	A	184	LEU	CB-CG-CD1	-6.16	100.52	111.00
1	B	465	MET	N-CA-C	6.02	127.25	111.00
1	C	467	LYS	C-N-CA	5.89	134.67	122.30
1	A	319	PRO	N-CA-CB	5.86	110.34	103.30
1	C	472	PRO	CA-N-CD	-5.85	103.31	111.50
1	D	405	LEU	CA-CB-CG	5.79	128.63	115.30
1	D	373	LEU	CB-CG-CD2	5.77	120.81	111.00
1	A	319	PRO	CA-C-N	-5.74	104.71	116.20
1	B	145	ASP	CB-CG-OD2	5.71	123.44	118.30
1	B	184	LEU	C-N-CD	5.65	140.26	128.40
1	A	97	ARG	NE-CZ-NH1	5.60	123.10	120.30
1	B	140	GLY	N-CA-C	5.59	127.08	113.10
1	B	385	LEU	CB-CG-CD1	-5.59	101.49	111.00
1	C	363	ARG	N-CA-C	-5.56	95.99	111.00
1	A	41	LYS	N-CA-C	-5.55	96.00	111.00
1	B	129	GLY	N-CA-C	-5.54	99.24	113.10
1	D	172	GLY	N-CA-C	5.52	126.90	113.10
1	B	184	LEU	N-CA-C	-5.49	96.17	111.00
1	C	6	ILE	CB-CA-C	-5.44	100.73	111.60
1	B	227	LEU	CA-CB-CG	-5.37	102.96	115.30
1	A	182	ILE	CB-CA-C	-5.36	100.88	111.60
1	C	180	ASN	N-CA-C	5.36	125.46	111.00
1	B	385	LEU	CA-CB-CG	5.35	127.61	115.30
1	D	97	ARG	N-CA-C	5.34	125.43	111.00
1	A	410	GLY	N-CA-C	5.32	126.41	113.10
1	C	261	GLY	N-CA-C	-5.29	99.87	113.10
1	B	249	GLY	N-CA-C	-5.25	99.98	113.10
1	A	184	LEU	CA-CB-CG	5.19	127.24	115.30
1	A	246	GLU	N-CA-C	-5.17	97.05	111.00
1	B	240	ARG	NE-CZ-NH2	-5.17	117.72	120.30
1	D	406	LEU	CB-CG-CD2	5.17	119.78	111.00
1	C	105	GLY	N-CA-C	5.15	125.97	113.10
1	C	354	ARG	N-CA-C	5.10	124.77	111.00
1	C	367	GLU	N-CA-C	-5.04	97.39	111.00
1	C	326	VAL	CG1-CB-CG2	-5.03	102.86	110.90
1	B	313	PHE	C-N-CA	-5.02	109.16	121.70
1	A	291	MET	CB-CG-SD	-5.01	97.37	112.40
1	B	148	VAL	CB-CA-C	-5.01	101.88	111.40

There are no chirality outliers.

All (27) planarity outliers are listed below:

Mol	Chain	Res	Type	Group
1	A	107	THR	Peptide
1	A	158	MET	Peptide
1	A	25	ASP	Peptide
1	A	346	ARG	Peptide
1	A	467	LYS	Peptide
1	B	311	LEU	Mainchain
1	B	365	MET	Peptide
1	B	366	GLN	Peptide
1	B	394	ARG	Peptide
1	B	446	GLY	Peptide
1	B	460	ASP	Peptide
1	B	53	GLN	Peptide
1	B	55	GLY	Peptide
1	B	59	LYS	Peptide
1	C	102	GLU	Peptide
1	C	104	GLY	Peptide
1	C	128	PRO	Peptide
1	C	351	LYS	Mainchain
1	C	353	ARG	Peptide
1	C	358	MET	Mainchain
1	C	360	GLU	Peptide
1	C	404	ILE	Mainchain
1	C	466	VAL	Peptide
1	C	467	LYS	Mainchain,Peptide
1	D	271	GLY	Peptide
1	D	447	VAL	Peptide

5.2 Too-close contacts ⓘ

In the following table, the Non-H and H(model) columns list the number of non-hydrogen atoms and hydrogen atoms in the chain respectively. The H(added) column lists the number of hydrogen atoms added and optimized by MolProbity. The Clashes column lists the number of clashes within the asymmetric unit, whereas Symm-Clashes lists symmetry related clashes.

Mol	Chain	Non-H	H(model)	H(added)	Clashes	Symm-Clashes
1	A	3375	0	3329	653	10
1	B	3435	0	3417	726	14
1	C	3417	0	3363	633	4
1	D	3410	0	3413	631	3
2	A	28	0	11	36	0
2	C	28	0	12	8	0

Continued on next page...

Continued from previous page...

Mol	Chain	Non-H	H(model)	H(added)	Clashes	Symm-Clashes
3	A	1	0	0	1	0
3	B	8	0	0	3	0
3	C	4	0	0	0	0
3	D	2	0	0	0	0
All	All	13708	0	13545	2577	16

The all-atom clashscore is defined as the number of clashes found per 1000 atoms (including hydrogen atoms). The all-atom clashscore for this structure is 95.

All (2577) close contacts within the same asymmetric unit are listed below, sorted by their clash magnitude.

Atom-1	Atom-2	Interatomic distance (Å)	Clash overlap (Å)
1:C:95:LYS:CG	1:C:98:ILE:HG21	1.18	1.66
1:C:95:LYS:HG3	1:C:98:ILE:CG2	1.25	1.63
1:D:452:PHE:CE2	1:D:458:LEU:HD13	1.27	1.60
1:C:421:GLN:CA	1:C:445:LYS:HZ2	1.16	1.59
1:D:452:PHE:CD2	1:D:458:LEU:HD13	1.32	1.58
1:C:255:LYS:CE	1:C:263:ILE:HD11	1.28	1.55
1:B:79:MET:CE	1:B:164:ALA:HA	1.36	1.55
1:A:157:ILE:CD1	1:A:199:ARG:HH12	0.92	1.54
1:C:81:HIS:HB3	1:C:84:HIS:CD2	1.42	1.53
1:B:262:ILE:HG21	1:B:316:LEU:CD2	1.34	1.52
1:D:421:GLN:CG	1:D:445:LYS:HB2	1.30	1.51
1:B:38:LEU:CD2	1:B:39:GLU:N	1.75	1.48
1:A:413:THR:CG2	1:A:416:ASP:CG	1.78	1.47
1:D:452:PHE:CE2	1:D:458:LEU:CD1	1.96	1.46
1:A:40:GLU:CA	1:A:43:ALA:HB2	1.45	1.44
1:C:385:LEU:HD11	1:C:407:ALA:CB	1.48	1.42
1:A:184:LEU:HD21	2:A:900:GDP:N2	1.35	1.42
1:C:255:LYS:CE	1:C:263:ILE:CD1	1.98	1.41
1:C:81:HIS:HB3	1:C:84:HIS:NE2	1.13	1.41
1:C:255:LYS:HE3	1:C:263:ILE:CD1	1.47	1.39
1:C:385:LEU:CD1	1:C:407:ALA:HB1	1.48	1.39
1:B:286:GLY:HA2	1:B:314:GLN:NE2	1.37	1.39
1:C:71:ARG:HG2	1:C:240:ARG:CG	1.51	1.38
1:B:419:LEU:O	1:B:422:THR:CG2	1.67	1.38
1:C:421:GLN:CA	1:C:445:LYS:NZ	1.74	1.38
1:A:285:TYR:CE1	1:A:314:GLN:OE1	1.77	1.38
1:A:413:THR:HG22	1:A:416:ASP:CG	1.01	1.37
1:D:182:ILE:CD1	1:D:214:PRO:HB2	1.54	1.37
1:D:421:GLN:HG2	1:D:445:LYS:CB	1.53	1.36

Continued on next page...

Continued from previous page...

Atom-1	Atom-2	Interatomic distance (Å)	Clash overlap (Å)
1:C:421:GLN:HA	1:C:445:LYS:NZ	1.08	1.36
1:D:374:ASN:CA	1:D:404:ILE:HG22	1.56	1.36
1:B:411:ALA:N	1:B:434:PRO:HG2	1.36	1.36
1:D:122:VAL:HB	1:D:124:PHE:CE1	1.60	1.35
1:C:95:LYS:HG3	1:C:98:ILE:CB	1.55	1.35
1:B:411:ALA:H	1:B:434:PRO:CG	1.37	1.35
1:B:286:GLY:HA2	1:B:314:GLN:CD	1.48	1.35
1:D:69:LEU:CD1	1:D:242:ASP:HB2	1.54	1.34
1:B:286:GLY:CA	1:B:314:GLN:OE1	1.75	1.34
1:C:95:LYS:CA	1:C:98:ILE:HG23	1.58	1.34
1:B:12:GLU:CG	1:B:13:LEU:HD12	1.56	1.34
1:C:203:PRO:HB2	1:C:205:GLU:OE1	1.24	1.33
1:C:69:LEU:O	1:C:240:ARG:HD3	1.15	1.32
1:C:4:VAL:CG1	1:C:8:GLN:HG3	1.59	1.32
1:C:95:LYS:CG	1:C:98:ILE:CG2	1.89	1.31
1:D:182:ILE:HD11	1:D:214:PRO:CB	1.59	1.31
1:D:293:ASP:CG	1:D:299:ARG:HH12	1.29	1.31
1:B:38:LEU:HD23	1:B:39:GLU:CA	1.60	1.31
1:B:12:GLU:HG3	1:B:13:LEU:CD1	1.59	1.30
1:C:427:ILE:HD12	1:C:449:LEU:CD1	1.61	1.30
1:A:285:TYR:HE1	1:A:314:GLN:OE1	1.02	1.29
1:B:12:GLU:CG	1:B:13:LEU:CD1	2.07	1.29
1:C:66:ARG:O	1:C:69:LEU:HB2	1.17	1.29
1:A:352:ALA:O	1:A:355:PRO:HD2	1.32	1.29
1:D:421:GLN:CG	1:D:445:LYS:CB	2.06	1.28
1:A:76:VAL:HG11	1:A:124:PHE:CE1	1.67	1.27
1:C:125:ILE:CG2	1:C:127:THR:HG22	1.64	1.27
1:A:413:THR:HG22	1:A:416:ASP:OD2	1.33	1.27
1:A:40:GLU:HA	1:A:43:ALA:CB	1.63	1.27
1:D:178:ALA:HA	1:D:213:ILE:O	1.15	1.27
1:C:95:LYS:CG	1:C:98:ILE:HG12	1.65	1.27
1:A:420:ALA:O	1:A:424:ASN:N	1.66	1.27
1:B:29:VAL:HG12	3:B:901:HOH:O	1.35	1.27
1:B:262:ILE:CG2	1:B:316:LEU:HD21	1.62	1.26
1:B:6:ILE:HB	1:B:34:HIS:O	1.26	1.26
1:B:405:LEU:HD11	1:B:406:LEU:CD1	1.64	1.26
1:A:198:GLU:OE2	1:B:256:LEU:HD23	1.20	1.25
1:A:378:ARG:NH2	1:A:416:ASP:OD2	1.69	1.25
1:C:59:LYS:HA	1:C:62:GLU:CB	1.64	1.25
1:C:203:PRO:CB	1:C:205:GLU:OE1	1.83	1.25
1:B:462:VAL:O	1:B:465:MET:HB3	1.23	1.25

Continued on next page...

Continued from previous page...

Atom-1	Atom-2	Interatomic distance (Å)	Clash overlap (Å)
1:C:4:VAL:HG12	1:C:8:GLN:CG	1.65	1.25
1:B:272:THR:HG23	1:B:302:ALA:O	1.34	1.24
1:D:345:ALA:HA	1:D:348:GLU:CB	1.65	1.24
1:A:197:MET:SD	1:A:206:TYR:CE2	2.30	1.24
1:A:97:ARG:HG2	1:A:100:GLU:CB	1.67	1.23
1:A:82:VAL:O	2:A:900:GDP:O1B	1.56	1.23
1:B:255:LYS:O	1:B:262:ILE:HG23	1.38	1.23
1:C:116:LYS:HE2	1:C:121:THR:CG2	1.69	1.23
1:C:378:ARG:NH1	1:C:408:GLN:HB2	1.54	1.22
1:C:95:LYS:CD	1:C:98:ILE:HG21	1.69	1.22
1:C:95:LYS:HG3	1:C:98:ILE:CG1	1.67	1.22
1:D:345:ALA:O	1:D:348:GLU:N	1.73	1.22
1:C:55:GLY:O	1:C:58:GLU:HB3	1.37	1.22
1:C:81:HIS:CB	1:C:84:HIS:CD2	2.21	1.21
1:A:415:SER:O	1:A:419:LEU:N	1.71	1.21
1:A:39:GLU:O	1:A:42:ASP:CB	1.87	1.21
1:C:466:VAL:O	1:C:468:GLY:N	1.74	1.21
1:D:178:ALA:CA	1:D:213:ILE:O	1.89	1.21
1:A:184:LEU:CD2	2:A:900:GDP:N2	2.03	1.21
1:A:39:GLU:O	1:A:42:ASP:HB2	1.03	1.20
1:D:205:GLU:HG3	1:D:206:TYR:CE1	1.77	1.20
1:A:61:ALA:O	1:A:64:GLU:CB	1.90	1.20
1:C:95:LYS:CB	1:C:98:ILE:HG21	1.72	1.20
1:C:71:ARG:HA	1:C:240:ARG:HA	1.22	1.20
1:B:405:LEU:HD12	1:B:406:LEU:CG	1.71	1.19
1:A:378:ARG:CZ	1:A:416:ASP:OD2	1.88	1.19
1:A:460:ASP:OD1	1:A:463:ARG:NH2	1.75	1.18
1:A:157:ILE:HD13	1:A:199:ARG:NH1	0.86	1.18
1:B:38:LEU:HD23	1:B:39:GLU:N	0.85	1.18
1:B:264:ALA:HB3	1:B:313:PHE:CE2	1.79	1.18
1:C:81:HIS:CB	1:C:84:HIS:NE2	2.08	1.17
1:B:137:ARG:HD3	1:B:319:PRO:O	1.41	1.17
1:D:293:ASP:OD2	1:D:299:ARG:NH1	1.75	1.17
1:B:62:GLU:O	1:B:65:ARG:HB3	1.43	1.17
1:B:79:MET:CE	1:B:164:ALA:CA	2.23	1.17
1:A:352:ALA:C	1:A:355:PRO:HD2	1.64	1.17
1:B:117:THR:CG2	1:B:119:GLN:HG3	1.73	1.17
1:D:374:ASN:HA	1:D:404:ILE:HG22	1.17	1.16
1:D:452:PHE:CD2	1:D:458:LEU:CD1	2.23	1.16
1:C:274:ARG:NH1	1:C:301:GLU:OE2	1.77	1.16
1:D:340:LYS:O	1:D:344:LYS:HG3	1.46	1.15

Continued on next page...

Continued from previous page...

Atom-1	Atom-2	Interatomic distance (Å)	Clash overlap (Å)
1:B:427:ILE:HD11	1:B:449:LEU:HD22	1.26	1.15
1:D:99:ALA:CB	1:B:99:ALA:HA	1.75	1.15
1:C:285:TYR:CZ	1:C:333:LYS:HD3	1.81	1.15
1:C:95:LYS:CB	1:C:98:ILE:CG2	2.25	1.15
1:B:117:THR:HG23	1:B:119:GLN:HG3	1.24	1.15
1:B:405:LEU:HD12	1:B:406:LEU:HG	1.23	1.15
1:A:46:VAL:HG12	1:A:50:VAL:CG2	1.76	1.14
1:A:46:VAL:CG1	1:A:50:VAL:CG2	2.23	1.14
1:C:421:GLN:CB	1:C:445:LYS:HZ2	1.59	1.14
1:B:262:ILE:CG2	1:B:316:LEU:CD2	2.22	1.14
1:C:271:GLY:O	1:C:304:PRO:HD3	1.46	1.14
1:D:374:ASN:HA	1:D:404:ILE:CG2	1.77	1.14
1:B:411:ALA:CB	1:B:434:PRO:HB2	1.76	1.14
1:B:405:LEU:CD1	1:B:406:LEU:CD1	2.24	1.14
1:C:285:TYR:OH	1:C:333:LYS:HD3	1.48	1.14
1:D:24:LEU:HB3	1:D:29:VAL:HG11	1.20	1.14
1:A:376:ILE:HD11	1:A:427:ILE:HG12	1.16	1.14
1:B:4:VAL:HG21	1:B:8:GLN:OE1	1.45	1.14
1:B:393:ALA:HB2	1:B:398:GLU:N	1.60	1.13
1:D:99:ALA:HB3	1:B:99:ALA:HA	1.14	1.13
1:A:40:GLU:CA	1:A:43:ALA:CB	2.24	1.13
1:C:427:ILE:HB	1:C:449:LEU:CD1	1.78	1.12
1:B:427:ILE:HD11	1:B:449:LEU:CD2	1.79	1.12
1:C:95:LYS:HE2	1:C:98:ILE:HB	1.28	1.12
1:D:318:HIS:N	1:D:321:ASP:OD2	1.81	1.12
1:C:427:ILE:CD1	1:C:449:LEU:CD1	2.26	1.12
1:A:96:SER:O	1:A:98:ILE:N	1.83	1.12
1:C:105:GLY:O	1:C:295:ASP:HA	1.44	1.12
1:A:141:ALA:HB3	1:A:250:VAL:CG2	1.78	1.12
1:B:38:LEU:HD23	1:B:38:LEU:C	1.64	1.12
1:B:38:LEU:HD22	1:B:39:GLU:O	1.49	1.12
1:D:94:ARG:NH2	1:D:126:ASP:OD2	1.83	1.12
1:A:293:ASP:OD2	1:A:299:ARG:HD2	1.49	1.12
1:A:199:ARG:O	1:A:386:GLU:OE1	1.66	1.12
1:A:413:THR:HG23	1:A:416:ASP:N	1.63	1.12
1:B:278:TYR:CE1	1:B:329:LEU:HB3	1.85	1.12
1:B:79:MET:HE2	1:B:164:ALA:HA	1.27	1.11
1:D:388:ILE:O	1:D:391:ILE:HG22	1.50	1.11
1:D:278:TYR:O	1:D:326:VAL:HG22	1.50	1.11
1:B:6:ILE:CG2	1:B:34:HIS:HB2	1.79	1.11
1:A:118:PRO:HG3	1:B:366:GLN:HA	1.13	1.11

Continued on next page...

Continued from previous page...

Atom-1	Atom-2	Interatomic distance (Å)	Clash overlap (Å)
1:A:413:THR:HG22	1:A:416:ASP:CB	1.80	1.11
1:C:418:LEU:HD12	1:C:421:GLN:OE1	1.47	1.11
1:A:437:SER:HA	1:A:440:LYS:CB	1.79	1.11
1:C:125:ILE:HG23	1:C:127:THR:HG22	1.29	1.10
1:C:466:VAL:C	1:C:468:GLY:H	1.45	1.10
1:D:159:PRO:HA	1:D:162:GLU:HG3	1.33	1.10
1:B:79:MET:HE2	1:B:164:ALA:CA	1.82	1.10
1:B:38:LEU:CD2	1:B:39:GLU:O	1.99	1.10
1:C:74:PRO:HG3	1:C:234:ALA:HB2	1.26	1.10
1:D:465:MET:HG3	1:D:466:VAL:N	1.52	1.10
1:D:442:ALA:O	1:D:447:VAL:HG13	1.48	1.10
1:B:184:LEU:HB3	1:B:186:GLN:HE22	1.13	1.10
1:D:16:GLU:OE1	1:D:18:GLN:N	1.85	1.10
1:D:293:ASP:HB2	1:D:299:ARG:NH1	1.65	1.10
1:A:76:VAL:CG1	1:A:124:PHE:HE1	1.64	1.10
1:D:345:ALA:C	1:D:348:GLU:H	1.54	1.10
1:C:378:ARG:HH11	1:C:408:GLN:HB2	0.94	1.09
1:B:62:GLU:CG	1:B:65:ARG:HH21	1.64	1.09
1:A:40:GLU:CB	1:A:43:ALA:HB2	1.81	1.09
1:A:118:PRO:CG	1:B:366:GLN:HA	1.82	1.09
1:A:184:LEU:CD2	2:A:900:GDP:HN22	1.62	1.09
1:B:4:VAL:CG2	1:B:5:ARG:H	1.62	1.09
1:B:405:LEU:CD1	1:B:406:LEU:HG	1.82	1.09
1:B:379:ALA:CB	1:B:384:SER:OG	2.01	1.09
1:C:71:ARG:HG2	1:C:240:ARG:HG2	1.15	1.09
1:C:427:ILE:HB	1:C:449:LEU:CG	1.81	1.09
1:B:379:ALA:HB1	1:B:384:SER:OG	1.51	1.09
1:A:92:TYR:HE2	1:A:223:VAL:HG21	1.12	1.09
1:C:90:LEU:CD2	1:C:113:PHE:CE1	2.35	1.09
1:D:99:ALA:HB3	1:B:99:ALA:CA	1.82	1.09
1:C:470:ARG:O	1:C:472:PRO:HD3	1.52	1.08
1:B:262:ILE:HG21	1:B:316:LEU:HD23	1.17	1.08
1:A:80:GLY:O	1:A:86:LYS:NZ	1.86	1.08
1:C:66:ARG:O	1:C:69:LEU:CB	1.99	1.08
1:A:141:ALA:HB3	1:A:250:VAL:HG21	1.13	1.08
1:C:353:ARG:HB3	1:C:357:THR:CG2	1.81	1.08
1:A:76:VAL:CG1	1:A:124:PHE:CE1	2.34	1.08
1:B:380:ASP:CA	1:B:409:VAL:HG12	1.83	1.08
1:C:126:ASP:O	1:C:128:PRO:HD3	1.52	1.08
1:D:452:PHE:CZ	1:D:458:LEU:HD13	1.88	1.08
1:B:405:LEU:CD1	1:B:406:LEU:HD11	1.80	1.08

Continued on next page...

Continued from previous page...

Atom-1	Atom-2	Interatomic distance (Å)	Clash overlap (Å)
1:A:198:GLU:OE2	1:B:256:LEU:CD2	1.99	1.08
1:D:345:ALA:HA	1:D:348:GLU:HB2	1.25	1.08
1:A:72:ARG:HD3	1:A:241:ALA:HB2	1.10	1.08
1:D:278:TYR:O	1:D:326:VAL:CG2	2.00	1.08
1:D:247:PRO:HG2	1:D:325:TRP:CD1	1.86	1.08
1:C:255:LYS:HE2	1:C:263:ILE:CD1	1.74	1.07
1:C:287:ARG:O	1:C:312:GLY:HA3	1.51	1.07
1:B:405:LEU:HD11	1:B:406:LEU:HD11	1.12	1.07
1:D:341:GLU:OE1	1:D:344:LYS:NZ	1.88	1.07
1:B:380:ASP:HA	1:B:409:VAL:HG12	1.14	1.07
1:B:411:ALA:HB3	1:B:434:PRO:HB2	1.34	1.07
1:A:413:THR:HG23	1:A:416:ASP:H	0.90	1.07
1:A:72:ARG:HD3	1:A:241:ALA:CB	1.85	1.07
1:A:92:TYR:HE1	1:B:356:ARG:O	1.34	1.07
1:A:376:ILE:HD11	1:A:427:ILE:CG1	1.85	1.06
1:D:434:PRO:HB3	1:D:449:LEU:HD21	1.34	1.06
1:C:353:ARG:HB3	1:C:357:THR:HG21	1.10	1.06
1:D:452:PHE:CZ	1:D:458:LEU:CD1	2.38	1.06
1:B:4:VAL:HG22	1:B:5:ARG:N	1.63	1.06
1:D:10:ALA:HB2	1:D:20:LEU:HD22	1.12	1.06
1:A:326:VAL:HG13	1:A:327:PRO:HD2	1.35	1.06
1:C:59:LYS:CA	1:C:62:GLU:HB2	1.85	1.06
1:D:413:THR:HG21	1:D:415:SER:OG	1.53	1.06
1:B:442:ALA:O	1:B:447:VAL:CG2	2.03	1.06
1:C:66:ARG:HA	1:C:69:LEU:HG	1.30	1.06
1:C:90:LEU:CD2	1:C:113:PHE:CZ	2.38	1.06
1:B:258:LYS:HG3	1:B:259:GLN:HG2	1.33	1.06
1:D:293:ASP:CB	1:D:299:ARG:HH12	1.69	1.05
1:A:61:ALA:O	1:A:64:GLU:N	1.89	1.05
1:A:188:ASP:OD1	1:A:191:LYS:N	1.88	1.05
1:A:86:LYS:HG2	2:A:900:GDP:PB	1.95	1.05
1:D:413:THR:CG2	1:D:415:SER:OG	2.05	1.05
1:B:79:MET:HE1	1:B:164:ALA:HA	1.05	1.05
1:D:69:LEU:HD13	1:D:242:ASP:HB2	1.31	1.05
1:B:405:LEU:CD1	1:B:406:LEU:CG	2.34	1.05
1:D:278:TYR:C	1:D:326:VAL:CG2	2.25	1.05
1:C:90:LEU:HD23	1:C:113:PHE:CZ	1.90	1.05
1:D:108:GLN:CD	1:D:292:MET:HE3	1.77	1.05
1:C:95:LYS:HA	1:C:98:ILE:CG2	1.85	1.04
1:B:262:ILE:HG21	1:B:316:LEU:HD21	1.05	1.04
1:D:385:LEU:HD13	1:D:407:ALA:HB1	1.37	1.04

Continued on next page...

Continued from previous page...

Atom-1	Atom-2	Interatomic distance (Å)	Clash overlap (Å)
1:D:385:LEU:O	1:D:388:ILE:HG22	1.54	1.04
1:A:92:TYR:CE1	1:B:356:ARG:O	2.09	1.04
1:C:170:ALA:HA	1:C:455:ILE:HB	1.29	1.04
1:C:71:ARG:HG2	1:C:240:ARG:HG3	1.29	1.04
1:B:59:LYS:O	1:B:62:GLU:N	1.87	1.04
1:A:87:THR:HB	2:A:900:GDP:O2A	1.55	1.04
1:D:388:ILE:HG23	1:D:389:GLN:N	1.72	1.04
1:C:179:ILE:HG22	1:C:179:ILE:O	1.54	1.04
1:B:4:VAL:HG22	1:B:5:ARG:H	0.89	1.04
1:D:468:GLY:O	1:D:469:GLN:C	1.93	1.04
1:B:38:LEU:HD13	1:B:42:ASP:HB2	1.39	1.04
1:A:416:ASP:HA	1:A:419:LEU:HB2	1.34	1.04
1:B:12:GLU:OE2	1:B:13:LEU:HD11	1.57	1.04
1:B:44:GLU:OE2	1:B:47:ARG:NH2	1.91	1.04
1:D:276:GLY:HA2	1:D:287:ARG:HE	1.21	1.04
1:D:110:VAL:HG11	1:D:307:ALA:O	1.58	1.04
1:C:50:VAL:HG13	1:C:54:ARG:HE	1.20	1.04
1:B:290:ALA:CB	1:B:311:LEU:HD12	1.87	1.03
1:A:45:ALA:O	1:A:49:LEU:HD13	1.57	1.03
1:C:53:GLN:O	1:C:56:LEU:HG	1.57	1.03
1:A:378:ARG:HH22	1:A:416:ASP:CG	1.60	1.03
1:D:293:ASP:CB	1:D:299:ARG:NH1	2.21	1.03
1:D:99:ALA:CB	1:B:99:ALA:C	2.27	1.03
1:D:454:ILE:O	1:D:457:ASP:OD1	1.77	1.03
1:D:293:ASP:CG	1:D:299:ARG:NH1	2.11	1.03
1:C:95:LYS:HG2	1:C:98:ILE:HG12	1.35	1.03
1:D:345:ALA:HA	1:D:348:GLU:HB3	1.41	1.03
1:D:461:GLU:OE1	1:D:464:ASN:CB	2.07	1.03
1:B:263:ILE:HG22	1:B:311:LEU:HD21	1.38	1.02
1:A:413:THR:CG2	1:A:416:ASP:OD1	2.06	1.02
1:B:462:VAL:O	1:B:465:MET:CB	2.06	1.02
1:B:357:THR:CB	1:B:360:GLU:HG3	1.89	1.02
1:A:92:TYR:OH	1:B:361:LEU:HD23	1.59	1.02
1:D:409:VAL:O	1:D:409:VAL:HG12	1.59	1.02
1:D:69:LEU:HD13	1:D:242:ASP:CB	1.88	1.02
1:C:4:VAL:CG1	1:C:8:GLN:CG	2.29	1.02
1:D:99:ALA:CB	1:B:99:ALA:CA	2.36	1.02
1:B:380:ASP:OD1	1:B:381:THR:HG23	1.59	1.02
1:A:46:VAL:CG1	1:A:50:VAL:HG23	1.88	1.02
1:C:95:LYS:HE2	1:C:98:ILE:CB	1.90	1.02
1:C:116:LYS:CE	1:C:121:THR:HG23	1.87	1.02

Continued on next page...

Continued from previous page...

Atom-1	Atom-2	Interatomic distance (Å)	Clash overlap (Å)
1:A:376:ILE:CD1	1:A:427:ILE:HG12	1.89	1.02
1:B:256:LEU:HD12	1:B:262:ILE:HG12	1.42	1.01
1:A:350:GLU:OE2	1:A:354:ARG:CB	2.08	1.01
1:A:72:ARG:NH1	1:A:240:ARG:O	1.93	1.01
1:D:69:LEU:HD11	1:D:242:ASP:HB2	1.42	1.01
1:C:427:ILE:HD12	1:C:449:LEU:HD12	1.03	1.01
1:B:353:ARG:HG2	1:B:355:PRO:HD3	1.37	1.01
1:A:153:ALA:HB1	1:A:187:ALA:HB1	1.43	1.01
1:C:95:LYS:CA	1:C:98:ILE:CG2	2.38	1.01
1:B:247:PRO:HG3	1:B:272:THR:O	1.58	1.01
1:D:98:ILE:CG2	1:D:99:ALA:H	1.72	1.01
1:D:94:ARG:HG2	1:D:113:PHE:CZ	1.95	1.01
1:B:455:ILE:HD11	1:B:456:TYR:CD1	1.94	1.01
1:D:421:GLN:HG3	1:D:445:LYS:CB	1.91	1.00
1:D:205:GLU:HG3	1:D:206:TYR:CD1	1.95	1.00
1:A:72:ARG:CD	1:A:241:ALA:HB2	1.90	1.00
1:A:278:TYR:CD2	1:A:328:ASP:HA	1.96	1.00
1:A:437:SER:O	1:A:441:LYS:N	1.93	1.00
1:B:4:VAL:CG2	1:B:8:GLN:OE1	2.09	1.00
1:A:72:ARG:HH11	1:A:240:ARG:C	1.64	1.00
1:A:227:LEU:HD11	1:B:358:MET:HE1	1.42	1.00
1:C:90:LEU:HD23	1:C:113:PHE:HZ	1.16	1.00
1:D:247:PRO:CG	1:D:325:TRP:CD1	2.43	1.00
1:C:421:GLN:N	1:C:445:LYS:NZ	2.08	1.00
1:B:263:ILE:HG22	1:B:311:LEU:CD2	1.92	1.00
1:D:434:PRO:HB3	1:D:449:LEU:CD2	1.90	1.00
1:B:328:ASP:OD1	1:B:331:ALA:N	1.94	1.00
1:B:393:ALA:CB	1:B:398:GLU:N	2.24	1.00
1:D:465:MET:CG	1:D:466:VAL:H	1.73	1.00
1:C:69:LEU:O	1:C:240:ARG:CD	2.09	1.00
1:A:76:VAL:HB	1:A:124:PHE:CD1	1.97	0.99
1:B:6:ILE:CB	1:B:34:HIS:O	2.10	0.99
1:B:427:ILE:CG1	1:B:449:LEU:CD2	2.40	0.99
1:C:277:ASP:HB2	1:C:288:ILE:HD12	1.39	0.99
1:A:61:ALA:O	1:A:64:GLU:CA	2.09	0.99
1:C:415:SER:O	1:C:419:LEU:HG	1.63	0.99
1:C:59:LYS:HA	1:C:62:GLU:HB2	1.03	0.99
1:B:380:ASP:CA	1:B:409:VAL:CG1	2.40	0.99
1:B:442:ALA:O	1:B:447:VAL:HG22	1.58	0.99
1:C:155:ASP:HB3	1:C:158:MET:HE3	1.43	0.99
1:A:442:ALA:HB1	1:A:449:LEU:HD22	1.41	0.99

Continued on next page...

Continued from previous page...

Atom-1	Atom-2	Interatomic distance (Å)	Clash overlap (Å)
1:B:417:VAL:O	1:B:420:ALA:N	1.95	0.99
1:C:116:LYS:HE2	1:C:121:THR:HG23	1.02	0.99
1:D:69:LEU:HD13	1:D:242:ASP:CA	1.93	0.98
1:A:118:PRO:HG3	1:B:366:GLN:CA	1.93	0.98
1:D:452:PHE:CG	1:D:458:LEU:HD13	1.97	0.98
1:B:79:MET:HE2	1:B:164:ALA:CB	1.94	0.98
1:A:378:ARG:NH1	1:A:416:ASP:OD2	1.96	0.98
1:B:38:LEU:HD23	1:B:39:GLU:H	1.24	0.98
1:D:179:ILE:HD11	1:D:212:VAL:HG13	1.41	0.98
1:C:427:ILE:HB	1:C:449:LEU:HG	1.44	0.98
1:A:416:ASP:OD1	1:A:419:LEU:HD12	1.64	0.98
1:A:350:GLU:OE2	1:A:354:ARG:N	1.96	0.98
1:D:122:VAL:HB	1:D:124:PHE:HE1	1.21	0.98
1:D:94:ARG:NH1	1:D:126:ASP:OD1	1.98	0.97
1:B:184:LEU:HB3	1:B:186:GLN:NE2	1.79	0.97
1:B:81:HIS:ND1	1:B:160:GLN:OE1	1.98	0.97
1:C:427:ILE:CD1	1:C:449:LEU:HD12	1.89	0.97
1:A:46:VAL:HG12	1:A:50:VAL:HG21	1.44	0.97
1:A:92:TYR:CE2	1:A:223:VAL:HG21	1.97	0.97
1:B:463:ARG:C	1:B:465:MET:H	1.59	0.97
1:B:427:ILE:HG12	1:B:449:LEU:HD21	1.46	0.97
1:B:286:GLY:CA	1:B:314:GLN:CD	2.24	0.97
1:C:71:ARG:CG	1:C:240:ARG:HG2	1.93	0.97
1:D:372:GLU:HG2	1:D:404:ILE:HD13	1.44	0.97
1:C:427:ILE:CD1	1:C:449:LEU:HD11	1.92	0.97
1:D:374:ASN:HA	1:D:404:ILE:CB	1.95	0.96
1:B:443:GLU:CA	1:B:447:VAL:CG2	2.30	0.96
1:B:33:SER:O	1:B:36:SER:N	1.97	0.96
1:D:108:GLN:NE2	1:D:292:MET:HE3	1.79	0.96
1:D:465:MET:HG3	1:D:466:VAL:H	0.81	0.96
1:D:427:ILE:C	1:D:449:LEU:HD12	1.85	0.96
1:C:348:GLU:O	1:C:352:ALA:HB2	1.64	0.96
1:B:357:THR:CB	1:B:360:GLU:CG	2.42	0.96
1:C:291:MET:HA	1:C:309:GLN:O	1.65	0.96
1:B:427:ILE:CD1	1:B:449:LEU:CD2	2.43	0.96
1:B:380:ASP:HA	1:B:409:VAL:CG1	1.95	0.96
1:A:46:VAL:HG12	1:A:50:VAL:HG23	1.45	0.96
1:B:133:PHE:O	1:B:139:ARG:HD3	1.66	0.96
1:A:352:ALA:O	1:A:355:PRO:CD	2.13	0.96
1:B:191:LYS:O	1:B:195:GLN:HG3	1.64	0.96
1:A:76:VAL:HG11	1:A:124:PHE:HE1	0.80	0.95

Continued on next page...

Continued from previous page...

Atom-1	Atom-2	Interatomic distance (Å)	Clash overlap (Å)
1:C:255:LYS:HE2	1:C:263:ILE:HD12	1.48	0.95
1:A:206:TYR:HE2	1:B:316:LEU:HD13	1.30	0.95
1:D:69:LEU:CD1	1:D:242:ASP:CB	2.42	0.95
1:A:413:THR:CG2	1:A:416:ASP:CB	2.41	0.95
1:D:108:GLN:CD	1:D:292:MET:CE	2.34	0.95
1:B:5:ARG:HG2	1:B:35:ALA:O	1.65	0.95
1:B:443:GLU:CA	1:B:447:VAL:HG21	1.64	0.95
1:C:359:ALA:HA	1:C:362:LEU:HA	1.48	0.95
1:D:122:VAL:CB	1:D:124:PHE:CE1	2.49	0.95
1:B:303:GLY:O	1:B:306:SER:HB2	1.66	0.95
1:B:376:ILE:O	1:B:427:ILE:HA	1.66	0.95
1:C:5:ARG:CB	1:C:35:ALA:O	2.14	0.95
1:A:86:LYS:CG	2:A:900:GDP:O2B	2.15	0.95
1:A:314:GLN:O	1:A:315:GLU:HG3	1.66	0.95
1:B:264:ALA:CB	1:B:313:PHE:CE2	2.49	0.95
1:C:359:ALA:O	1:C:362:LEU:N	2.00	0.95
1:C:378:ARG:NH2	1:C:416:ASP:OD2	1.98	0.95
1:C:95:LYS:HA	1:C:98:ILE:HG23	0.96	0.94
1:B:6:ILE:HB	1:B:34:HIS:C	1.87	0.94
1:A:97:ARG:CG	1:A:100:GLU:CB	2.43	0.94
1:A:233:LEU:O	1:A:237:GLU:OE1	1.84	0.94
1:B:403:ASN:C	1:B:404:ILE:HG12	1.86	0.94
1:A:157:ILE:CD1	1:A:199:ARG:NH1	1.72	0.94
1:A:10:ALA:O	1:A:15:MET:O	1.85	0.94
1:B:419:LEU:O	1:B:422:THR:HG22	0.76	0.94
1:B:62:GLU:CG	1:B:65:ARG:NH2	2.30	0.94
1:A:69:LEU:O	1:A:240:ARG:HD3	1.68	0.94
1:A:418:LEU:HD21	1:C:408:GLN:NE2	1.81	0.94
1:A:420:ALA:HA	1:A:423:ALA:HB3	1.49	0.94
1:D:205:GLU:C	1:D:206:TYR:HD1	1.71	0.94
1:D:42:ASP:O	1:D:46:VAL:HG23	1.67	0.94
1:A:399:ASP:OD1	1:A:400:VAL:HG23	1.66	0.93
1:A:50:VAL:O	1:A:54:ARG:HG2	1.69	0.93
1:A:227:LEU:HD11	1:B:358:MET:CE	1.98	0.93
1:C:223:VAL:O	1:C:227:LEU:HD23	1.67	0.93
1:C:427:ILE:HB	1:C:449:LEU:HD11	1.47	0.93
1:C:255:LYS:CE	1:C:263:ILE:HD12	1.99	0.93
1:D:427:ILE:O	1:D:449:LEU:HA	1.69	0.93
1:C:359:ALA:HA	1:C:362:LEU:CA	1.98	0.93
1:C:71:ARG:CG	1:C:240:ARG:CG	2.46	0.93
1:A:340:LYS:O	1:A:343:ARG:HG2	1.69	0.93

Continued on next page...

Continued from previous page...

Atom-1	Atom-2	Interatomic distance (Å)	Clash overlap (Å)
1:B:7:TYR:HB3	1:B:34:HIS:CE1	2.03	0.92
1:D:10:ALA:HB2	1:D:20:LEU:CD2	1.99	0.92
1:D:442:ALA:HB1	1:D:447:VAL:HG12	1.49	0.92
1:C:421:GLN:CG	1:C:445:LYS:HZ2	1.82	0.92
1:B:286:GLY:CA	1:B:314:GLN:NE2	2.30	0.92
1:B:411:ALA:HB3	1:B:434:PRO:CB	2.00	0.92
1:B:411:ALA:CA	1:B:434:PRO:HG2	2.00	0.92
1:C:116:LYS:CE	1:C:121:THR:CG2	2.45	0.92
1:B:62:GLU:HG3	1:B:65:ARG:NH2	1.84	0.92
1:A:191:LYS:O	1:A:195:GLN:HG3	1.70	0.92
1:A:413:THR:HG21	1:A:416:ASP:OD1	1.68	0.92
1:A:182:ILE:O	1:A:182:ILE:HG22	1.68	0.92
1:A:350:GLU:OE2	1:A:354:ARG:CA	2.18	0.92
1:B:272:THR:HG21	1:B:301:GLU:HB3	1.49	0.92
1:B:137:ARG:CD	1:B:319:PRO:O	2.16	0.92
1:B:117:THR:HG23	1:B:119:GLN:CG	2.00	0.92
1:A:206:TYR:CE2	1:B:316:LEU:HD13	2.04	0.92
1:C:22:GLU:O	1:C:25:ASP:HB3	1.70	0.92
1:D:86:LYS:HG3	1:D:87:THR:N	1.83	0.92
1:B:69:LEU:HD22	1:B:70:PRO:HD2	1.49	0.92
1:D:372:GLU:CG	1:D:404:ILE:HD13	2.00	0.92
1:C:5:ARG:HA	1:C:37:THR:HA	1.52	0.92
1:B:79:MET:HE1	1:B:164:ALA:CA	1.89	0.91
1:D:388:ILE:CG2	1:D:389:GLN:N	2.33	0.91
1:A:368:GLU:HA	3:A:1001:HOH:O	1.70	0.91
1:B:463:ARG:HA	1:B:465:MET:HG2	1.51	0.91
1:A:46:VAL:HG13	1:A:50:VAL:CG2	1.98	0.91
1:C:418:LEU:CD1	1:C:421:GLN:OE1	2.19	0.91
1:C:90:LEU:CD2	1:C:113:PHE:HE1	1.84	0.91
1:D:441:LYS:O	1:D:444:GLU:HB3	1.70	0.91
1:C:15:MET:HG3	1:C:54:ARG:NH2	1.86	0.91
1:D:122:VAL:HB	1:D:124:PHE:CZ	2.05	0.91
1:B:59:LYS:O	1:B:61:ALA:N	2.02	0.91
1:B:393:ALA:CB	1:B:396:SER:O	2.19	0.91
1:B:362:LEU:O	1:B:366:GLN:OE1	1.89	0.91
1:B:444:GLU:HB2	1:B:447:VAL:HB	1.51	0.91
1:A:94:ARG:NH1	1:A:109:HIS:CE1	2.38	0.91
1:A:350:GLU:OE1	1:A:354:ARG:CB	2.19	0.91
1:A:346:ARG:O	1:A:349:GLU:HB2	1.71	0.91
1:C:421:GLN:HA	1:C:445:LYS:HZ1	1.10	0.90
1:A:157:ILE:HD13	1:A:199:ARG:HH11	1.34	0.90

Continued on next page...

Continued from previous page...

Atom-1	Atom-2	Interatomic distance (Å)	Clash overlap (Å)
1:C:155:ASP:O	1:C:158:MET:HE1	1.70	0.90
1:C:59:LYS:O	1:C:62:GLU:HB3	1.71	0.90
1:B:186:GLN:OE1	1:B:186:GLN:N	2.03	0.90
1:D:247:PRO:HD2	1:D:325:TRP:CD1	2.06	0.90
1:A:94:ARG:NH1	1:A:126:ASP:OD2	2.04	0.90
1:B:411:ALA:CB	1:B:434:PRO:CB	2.48	0.90
1:C:427:ILE:CB	1:C:449:LEU:HD11	2.02	0.90
1:C:79:MET:HG3	1:C:164:ALA:HB1	1.50	0.90
1:A:25:ASP:OD1	1:A:31:TYR:CE2	2.20	0.90
1:B:183:ASP:OD1	1:B:184:LEU:HD12	1.69	0.90
1:C:155:ASP:HB3	1:C:158:MET:CE	2.01	0.90
1:A:373:LEU:O	1:A:403:ASN:N	2.05	0.90
1:A:40:GLU:HA	1:A:43:ALA:HB2	0.91	0.90
1:C:203:PRO:HB3	1:C:205:GLU:OE1	1.71	0.90
1:A:96:SER:O	1:A:97:ARG:C	2.05	0.90
1:D:374:ASN:CG	1:D:404:ILE:HG22	1.91	0.90
1:A:327:PRO:HG2	1:A:328:ASP:H	1.36	0.90
1:D:374:ASN:ND2	1:D:404:ILE:CG2	2.35	0.90
1:D:338:GLU:HG3	1:D:339:ARG:N	1.84	0.90
1:C:119:GLN:HB3	1:C:231:LEU:HD23	1.52	0.90
1:B:274:ARG:O	1:B:288:ILE:HD12	1.72	0.89
1:C:5:ARG:O	1:C:8:GLN:HB2	1.72	0.89
1:D:442:ALA:C	1:D:447:VAL:CG1	2.39	0.89
1:B:190:GLU:O	1:B:194:ARG:HG3	1.70	0.89
1:B:6:ILE:HG22	1:B:34:HIS:HB2	1.54	0.89
1:C:4:VAL:HG12	1:C:8:GLN:HG3	0.90	0.89
1:D:293:ASP:OD1	1:D:294:ALA:N	2.05	0.89
1:C:421:GLN:HA	1:C:445:LYS:CE	2.00	0.89
1:B:422:THR:HG23	1:B:423:ALA:N	1.87	0.89
1:C:353:ARG:O	1:C:357:THR:HG23	1.71	0.89
1:B:81:HIS:HD1	1:B:160:GLN:CD	1.76	0.89
1:A:371:LYS:CB	1:A:400:VAL:HG22	2.02	0.89
1:A:310:VAL:HG12	1:A:313:PHE:CE2	2.08	0.89
1:D:374:ASN:CA	1:D:404:ILE:CG2	2.43	0.89
1:C:84:HIS:HD1	1:C:151:ILE:HA	1.38	0.89
1:B:411:ALA:H	1:B:434:PRO:HG2	0.72	0.89
1:B:12:GLU:CG	1:B:13:LEU:HD13	2.02	0.89
1:C:6:ILE:HG12	1:C:38:LEU:HD11	1.55	0.89
1:A:460:ASP:HA	1:A:463:ARG:HE	1.38	0.89
1:D:111:GLY:HA2	1:D:127:THR:HG23	1.55	0.89
1:B:264:ALA:HB3	1:B:313:PHE:HE2	1.36	0.88

Continued on next page...

Continued from previous page...

Atom-1	Atom-2	Interatomic distance (Å)	Clash overlap (Å)
1:D:98:ILE:HG22	1:D:99:ALA:N	1.86	0.88
1:C:66:ARG:CA	1:C:69:LEU:HG	2.03	0.88
1:B:12:GLU:CD	1:B:13:LEU:CD1	2.42	0.88
1:B:38:LEU:CD2	1:B:39:GLU:CA	2.41	0.88
1:D:179:ILE:N	1:D:213:ILE:O	2.06	0.88
1:D:374:ASN:CB	1:D:404:ILE:HG22	2.03	0.88
1:C:155:ASP:O	1:C:158:MET:CE	2.20	0.88
1:B:357:THR:CB	1:B:360:GLU:CD	2.41	0.88
1:D:376:ILE:HG23	1:D:406:LEU:HB3	1.53	0.88
1:A:86:LYS:HG3	2:A:900:GDP:O2B	1.74	0.88
1:D:278:TYR:CE1	1:D:329:LEU:HD23	2.08	0.88
1:C:236:LEU:O	1:C:236:LEU:HD23	1.74	0.88
1:A:27:MET:SD	1:A:29:VAL:HG23	2.14	0.88
1:C:84:HIS:ND1	1:C:151:ILE:HA	1.89	0.88
1:A:198:GLU:OE2	1:B:256:LEU:HB3	1.72	0.87
1:B:46:VAL:O	1:B:50:VAL:HG23	1.73	0.87
1:C:94:ARG:C	1:C:96:SER:H	1.73	0.87
1:B:463:ARG:C	1:B:465:MET:N	2.27	0.87
1:D:345:ALA:O	1:D:348:GLU:CA	2.22	0.87
1:C:91:ASP:OD1	1:C:94:ARG:NH2	2.07	0.87
1:A:352:ALA:HA	1:A:355:PRO:HG2	1.56	0.87
1:B:362:LEU:O	1:B:366:GLN:HB3	1.74	0.87
1:D:278:TYR:C	1:D:326:VAL:HG23	1.94	0.87
1:D:385:LEU:O	1:D:388:ILE:CG2	2.23	0.87
1:B:411:ALA:HB2	1:B:434:PRO:HB2	1.57	0.87
1:D:375:LEU:HD12	1:D:375:LEU:C	1.95	0.87
1:D:442:ALA:O	1:D:447:VAL:CG1	2.23	0.87
1:C:90:LEU:HD21	1:C:113:PHE:CE1	2.07	0.87
1:D:352:ALA:O	1:D:355:PRO:HG3	1.74	0.87
1:B:411:ALA:CB	1:B:434:PRO:HG2	2.04	0.86
1:D:163:GLU:OE1	1:C:236:LEU:HD12	1.74	0.86
1:B:237:GLU:O	1:B:238:ASP:OD1	1.93	0.86
1:D:421:GLN:CD	1:D:445:LYS:HB2	1.94	0.86
1:D:452:PHE:CE2	1:D:458:LEU:HD11	2.06	0.86
1:A:197:MET:SD	1:A:206:TYR:CZ	2.67	0.86
1:C:95:LYS:NZ	1:C:98:ILE:HD13	1.89	0.86
1:B:286:GLY:HA2	1:B:314:GLN:HE22	1.12	0.86
1:B:5:ARG:HG3	1:B:37:THR:HG22	1.57	0.86
1:B:448:LEU:O	1:B:449:LEU:HG	1.76	0.86
1:A:437:SER:CA	1:A:440:LYS:CB	2.53	0.86
1:A:206:TYR:HE2	1:B:316:LEU:CD1	1.88	0.86

Continued on next page...

Continued from previous page...

Atom-1	Atom-2	Interatomic distance (Å)	Clash overlap (Å)
1:A:127:THR:HG23	1:A:128:PRO:CD	2.06	0.86
1:D:421:GLN:HG3	1:D:445:LYS:HB3	1.57	0.86
1:D:16:GLU:CD	1:D:17:CYS:N	2.28	0.86
1:B:69:LEU:HD22	1:B:70:PRO:CD	2.04	0.86
1:A:378:ARG:NH2	1:A:416:ASP:CG	2.22	0.86
1:B:157:ILE:H	1:B:195:GLN:HE22	1.23	0.86
1:A:361:LEU:CB	1:A:364:ALA:HA	2.06	0.86
1:D:108:GLN:NE2	1:D:292:MET:CE	2.38	0.85
1:A:350:GLU:CD	1:A:354:ARG:CB	2.44	0.85
1:A:73:PRO:HG2	1:A:305:GLY:HA3	1.58	0.85
1:C:151:ILE:HG12	1:C:161:THR:HG21	1.59	0.85
1:A:262:ILE:HG21	1:A:315:GLU:O	1.76	0.85
1:A:348:GLU:HA	1:A:351:LYS:CB	2.07	0.85
1:B:427:ILE:HG13	1:B:449:LEU:HD23	1.58	0.85
1:A:253:GLU:OE2	1:A:265:ASN:ND2	2.08	0.85
1:C:116:LYS:CD	1:C:121:THR:HG22	2.06	0.85
1:A:70:PRO:O	1:A:240:ARG:HB3	1.76	0.85
1:D:205:GLU:HG3	1:D:206:TYR:HE1	1.35	0.85
1:B:376:ILE:O	1:B:427:ILE:CA	2.24	0.85
1:D:233:LEU:O	1:D:237:GLU:HB2	1.75	0.85
1:C:67:LYS:O	1:C:240:ARG:NH1	2.10	0.85
1:A:141:ALA:CB	1:A:250:VAL:CG2	2.55	0.85
1:A:285:TYR:CD1	1:A:314:GLN:OE1	2.30	0.85
1:B:376:ILE:O	1:B:428:LEU:N	2.10	0.85
1:C:359:ALA:HA	1:C:362:LEU:CB	2.07	0.85
1:A:247:PRO:O	1:A:248:ARG:HG3	1.77	0.85
1:C:391:ILE:O	1:C:395:GLU:HG2	1.77	0.84
1:D:285:TYR:HE2	1:D:333:LYS:HE2	1.42	0.84
1:C:95:LYS:HE2	1:C:98:ILE:CG2	2.06	0.84
1:B:6:ILE:HG21	1:B:34:HIS:HB2	1.57	0.84
1:D:98:ILE:CG2	1:D:99:ALA:N	2.35	0.84
1:D:455:ILE:O	1:D:459:VAL:HG12	1.76	0.84
1:C:63:GLU:O	1:C:67:LYS:HG3	1.77	0.84
1:D:179:ILE:HD11	1:D:212:VAL:CG1	2.06	0.84
1:B:376:ILE:CG2	1:B:427:ILE:HG22	2.07	0.84
1:A:455:ILE:O	1:A:458:LEU:HB3	1.76	0.84
1:C:59:LYS:CA	1:C:62:GLU:CB	2.48	0.84
1:A:201:PHE:CZ	1:A:383:GLY:O	2.31	0.84
1:A:422:THR:HB	1:C:406:LEU:HD22	1.60	0.84
1:A:76:VAL:CB	1:A:124:PHE:CE1	2.61	0.84
1:A:99:ALA:O	1:A:100:GLU:C	2.14	0.84

Continued on next page...

Continued from previous page...

Atom-1	Atom-2	Interatomic distance (Å)	Clash overlap (Å)
1:C:79:MET:CG	1:C:164:ALA:HB1	2.06	0.84
1:B:262:ILE:HG23	1:B:316:LEU:HD21	1.60	0.84
1:C:186:GLN:O	1:C:186:GLN:HG2	1.78	0.84
1:A:157:ILE:HD13	1:A:199:ARG:CZ	2.04	0.84
1:D:421:GLN:HG2	1:D:445:LYS:HB2	0.85	0.84
1:B:12:GLU:HG2	1:B:13:LEU:HD13	1.60	0.84
1:C:251:ILE:HG22	1:C:319:PRO:HA	1.60	0.84
1:A:442:ALA:O	1:A:447:VAL:HG22	1.76	0.83
1:A:143:VAL:HG22	1:A:250:VAL:HG11	1.59	0.83
1:D:94:ARG:HG2	1:D:113:PHE:CE2	2.11	0.83
1:D:442:ALA:C	1:D:447:VAL:HG13	1.96	0.83
1:D:375:LEU:HD12	1:D:376:ILE:N	1.93	0.83
1:A:127:THR:CG2	1:A:128:PRO:CD	2.56	0.83
1:B:345:ALA:O	1:B:349:GLU:HG3	1.78	0.83
1:D:421:GLN:HG2	1:D:445:LYS:CG	2.07	0.83
1:C:427:ILE:CB	1:C:449:LEU:CD1	2.56	0.83
1:B:427:ILE:CG1	1:B:449:LEU:HD23	2.08	0.83
1:B:393:ALA:HB1	1:B:397:THR:C	1.98	0.83
1:B:278:TYR:CE1	1:B:329:LEU:HD23	2.13	0.83
1:B:343:ARG:NH1	1:B:347:GLU:OE2	2.10	0.83
1:B:44:GLU:CD	1:B:47:ARG:NH2	2.31	0.83
1:A:354:ARG:O	1:A:358:MET:HB2	1.78	0.83
1:C:116:LYS:CG	1:C:121:THR:HG22	2.08	0.83
1:B:62:GLU:HG2	1:B:65:ARG:HH21	1.43	0.83
1:B:393:ALA:HB1	1:B:396:SER:O	1.76	0.83
1:D:94:ARG:CZ	1:D:126:ASP:OD2	2.26	0.83
1:B:38:LEU:CD1	1:B:42:ASP:HB2	2.09	0.83
1:D:78:ILE:HD12	1:D:90:LEU:HG	1.61	0.83
1:C:188:ASP:OD2	1:C:191:LYS:HB2	1.77	0.83
1:D:345:ALA:CA	1:D:348:GLU:CB	2.53	0.83
1:D:374:ASN:N	1:D:404:ILE:HG22	1.93	0.83
1:A:92:TYR:HE2	1:A:223:VAL:CG2	1.92	0.83
1:D:345:ALA:CA	1:D:348:GLU:HB3	2.09	0.82
1:D:247:PRO:CD	1:D:325:TRP:CD1	2.62	0.82
1:C:170:ALA:O	1:C:454:ILE:HG22	1.76	0.82
1:A:190:GLU:HG3	1:A:194:ARG:HE	1.43	0.82
1:A:82:VAL:O	1:A:83:ASP:OD1	1.97	0.82
1:D:461:GLU:OE1	1:D:464:ASN:HB2	1.76	0.82
1:A:278:TYR:CE2	1:A:328:ASP:HA	2.13	0.82
1:C:4:VAL:HG12	1:C:8:GLN:CB	2.08	0.82
1:B:354:ARG:N	1:B:355:PRO:HD3	1.94	0.82

Continued on next page...

Continued from previous page...

Atom-1	Atom-2	Interatomic distance (Å)	Clash overlap (Å)
1:C:47:ARG:O	1:C:47:ARG:HD2	1.78	0.82
1:C:95:LYS:CE	1:C:98:ILE:HB	2.10	0.82
1:A:40:GLU:HA	1:A:43:ALA:CA	2.05	0.82
1:D:411:ALA:HA	1:D:432:VAL:HG11	1.60	0.82
1:A:346:ARG:O	1:A:349:GLU:N	2.12	0.82
1:C:80:GLY:N	1:C:86:LYS:HD3	1.94	0.82
1:A:127:THR:HG23	1:A:128:PRO:HD2	1.62	0.82
1:C:79:MET:SD	1:C:164:ALA:HB1	2.18	0.82
1:B:38:LEU:CG	1:B:39:GLU:N	2.43	0.82
1:D:374:ASN:CG	1:D:404:ILE:CG2	2.48	0.82
1:D:385:LEU:HB3	1:D:389:GLN:NE2	1.95	0.82
1:D:23:LEU:O	1:D:26:GLN:HG2	1.79	0.82
1:C:353:ARG:CB	1:C:357:THR:HG21	2.04	0.82
1:A:173:ALA:O	1:A:175:LEU:CD1	2.27	0.82
1:B:264:ALA:HB3	1:B:313:PHE:CZ	2.15	0.82
1:A:375:LEU:HD11	1:A:404:ILE:HD13	1.62	0.82
1:A:5:ARG:HG3	1:A:5:ARG:O	1.79	0.82
1:D:452:PHE:CG	1:D:458:LEU:HB2	2.14	0.82
1:C:203:PRO:HB3	1:C:205:GLU:CD	1.99	0.82
1:D:375:LEU:N	1:D:404:ILE:O	2.10	0.81
1:A:354:ARG:O	1:A:358:MET:CB	2.27	0.81
1:D:462:VAL:O	1:D:463:ARG:C	2.18	0.81
1:B:38:LEU:HD13	1:B:42:ASP:CB	2.09	0.81
1:B:411:ALA:H	1:B:434:PRO:CD	1.94	0.81
1:D:69:LEU:HD13	1:D:242:ASP:HA	1.61	0.81
1:D:278:TYR:O	1:D:326:VAL:HG23	1.80	0.81
1:D:461:GLU:O	1:D:464:ASN:CB	2.28	0.81
1:C:353:ARG:O	1:C:357:THR:N	2.13	0.81
1:B:231:LEU:O	1:B:232:LEU:C	2.15	0.81
1:C:109:HIS:CD2	1:C:109:HIS:N	2.43	0.81
1:A:413:THR:O	1:A:416:ASP:HB2	1.79	0.81
1:B:369:GLY:O	1:B:371:LYS:N	2.12	0.81
1:B:38:LEU:CD2	1:B:39:GLU:C	2.48	0.81
1:A:346:ARG:O	1:A:349:GLU:CB	2.28	0.81
1:A:169:LYS:O	1:A:455:ILE:HD12	1.80	0.81
1:D:16:GLU:CD	1:D:17:CYS:H	1.84	0.81
1:A:149:ILE:HG21	1:A:165:ILE:HD11	1.61	0.81
1:B:38:LEU:C	1:B:38:LEU:CD2	2.28	0.81
1:A:181:LYS:CD	2:A:900:GDP:C4	2.64	0.81
1:C:74:PRO:CG	1:C:234:ALA:HB2	2.09	0.81
1:B:158:MET:HB3	1:B:159:PRO:HD2	1.62	0.81

Continued on next page...

Continued from previous page...

Atom-1	Atom-2	Interatomic distance (Å)	Clash overlap (Å)
1:D:157:ILE:HG21	1:D:199:ARG:CZ	2.11	0.81
1:A:416:ASP:OD1	1:A:419:LEU:CD1	2.28	0.81
1:B:286:GLY:HA2	1:B:314:GLN:OE1	1.49	0.81
1:A:278:TYR:HD2	1:A:328:ASP:HA	1.45	0.81
1:A:184:LEU:CD2	2:A:900:GDP:HN21	1.92	0.81
1:B:122:VAL:CG2	1:B:231:LEU:HD21	2.11	0.81
1:A:81:HIS:ND1	1:A:160:GLN:HB2	1.97	0.80
1:D:75:VAL:N	1:D:145:ASP:OD2	2.13	0.80
1:B:354:ARG:O	1:B:356:ARG:N	2.14	0.80
1:B:419:LEU:C	1:B:422:THR:HG22	1.95	0.80
1:B:53:GLN:O	1:B:54:ARG:C	2.18	0.80
1:B:442:ALA:C	1:B:447:VAL:CG2	2.50	0.80
1:C:421:GLN:CG	1:C:445:LYS:NZ	2.42	0.80
1:C:353:ARG:O	1:C:356:ARG:HB2	1.82	0.80
1:B:272:THR:CG2	1:B:302:ALA:O	2.26	0.80
1:C:404:ILE:HG22	1:C:405:LEU:O	1.81	0.80
1:C:378:ARG:HH11	1:C:408:GLN:CB	1.86	0.80
1:D:94:ARG:CZ	1:D:126:ASP:CG	2.50	0.80
1:A:157:ILE:HD12	1:A:195:GLN:HB3	1.63	0.80
1:D:146:ILE:HG12	1:D:174:LYS:HB3	1.63	0.80
1:D:97:ARG:NH1	1:D:295:ASP:OD1	2.10	0.80
1:A:27:MET:SD	1:A:29:VAL:CG2	2.70	0.80
1:D:262:ILE:HG23	1:D:316:LEU:CD2	2.12	0.80
1:B:278:TYR:CD1	1:B:329:LEU:HB3	2.16	0.80
1:C:188:ASP:CG	1:C:191:LYS:HB2	2.01	0.80
1:B:12:GLU:OE2	1:B:13:LEU:CD1	2.29	0.80
1:D:262:ILE:HG23	1:D:316:LEU:HD23	1.63	0.79
1:C:116:LYS:HG2	1:C:121:THR:HG22	1.64	0.79
1:D:278:TYR:C	1:D:326:VAL:HG22	1.96	0.79
1:B:122:VAL:HG23	1:B:231:LEU:HD21	1.64	0.79
1:A:140:GLY:HA2	1:A:320:GLY:HA3	1.64	0.79
1:B:20:LEU:HD12	1:B:20:LEU:O	1.83	0.79
1:A:127:THR:CG2	1:A:128:PRO:HD2	2.12	0.79
1:C:470:ARG:O	1:C:472:PRO:CD	2.29	0.79
1:B:443:GLU:N	1:B:447:VAL:HG21	1.96	0.79
1:D:388:ILE:CG2	1:D:389:GLN:H	1.94	0.79
1:B:411:ALA:CB	1:B:434:PRO:CG	2.61	0.79
1:A:374:ASN:O	1:A:425:ALA:HA	1.81	0.79
1:C:116:LYS:CD	1:C:121:THR:CG2	2.61	0.79
1:D:99:ALA:HB1	1:B:99:ALA:CA	2.13	0.79
1:D:24:LEU:CB	1:D:29:VAL:HG11	2.10	0.79

Continued on next page...

Continued from previous page...

Atom-1	Atom-2	Interatomic distance (Å)	Clash overlap (Å)
1:A:92:TYR:CE2	1:A:223:VAL:HG11	2.17	0.79
1:A:182:ILE:O	1:A:182:ILE:CG2	2.30	0.79
1:D:98:ILE:HG23	1:D:99:ALA:H	1.47	0.79
1:D:10:ALA:CB	1:D:20:LEU:HD22	2.06	0.79
1:C:15:MET:HG3	1:C:54:ARG:HH22	1.45	0.79
1:C:47:ARG:HD2	1:C:51:LYS:HZ3	1.47	0.79
1:D:98:ILE:HG22	1:D:99:ALA:H	1.42	0.79
1:B:393:ALA:HB2	1:B:398:GLU:CA	2.12	0.79
1:D:461:GLU:OE1	1:D:464:ASN:HB3	1.81	0.79
1:D:427:ILE:HB	1:D:449:LEU:HB2	1.64	0.79
1:A:329:LEU:HD23	1:A:329:LEU:O	1.81	0.79
1:B:303:GLY:O	1:B:306:SER:CB	2.30	0.78
1:C:250:VAL:HG12	1:C:267:LEU:HB3	1.62	0.78
1:A:397:THR:O	1:A:397:THR:HG22	1.83	0.78
1:A:154:ASP:OD1	1:A:155:ASP:OD2	2.01	0.78
1:D:457:ASP:OD1	1:D:458:LEU:N	2.16	0.78
1:B:38:LEU:CD2	1:B:39:GLU:H	1.80	0.78
1:C:203:PRO:CB	1:C:205:GLU:CD	2.52	0.78
1:B:117:THR:HG21	1:B:119:GLN:HG3	1.61	0.78
1:B:380:ASP:H	1:B:409:VAL:HG13	1.46	0.78
1:D:366:GLN:C	1:D:368:GLU:H	1.84	0.78
1:B:5:ARG:HH11	1:B:5:ARG:HG3	1.48	0.78
1:B:7:TYR:CE2	1:B:8:GLN:HG3	2.18	0.78
1:B:380:ASP:C	1:B:409:VAL:CG1	2.51	0.78
1:C:188:ASP:HB3	1:C:191:LYS:HB3	1.64	0.78
1:D:81:HIS:HA	1:D:160:GLN:CB	2.13	0.78
1:A:86:LYS:HG2	2:A:900:GDP:O2B	1.77	0.78
1:C:188:ASP:HB3	1:C:191:LYS:CB	2.13	0.78
1:C:62:GLU:HB3	1:C:63:GLU:OE1	1.84	0.78
1:B:363:ARG:CA	1:B:366:GLN:NE2	2.26	0.78
1:B:403:ASN:O	1:B:404:ILE:HG12	1.82	0.78
1:D:409:VAL:O	1:D:409:VAL:CG1	2.30	0.78
1:A:190:GLU:HG3	1:A:194:ARG:NE	1.98	0.78
1:B:176:ILE:HG21	1:B:226:LEU:HD11	1.65	0.78
1:C:374:ASN:OD1	1:C:403:ASN:HB3	1.84	0.78
1:D:318:HIS:O	1:D:321:ASP:CG	2.22	0.78
1:A:343:ARG:HG3	1:A:344:LYS:N	1.99	0.78
1:C:182:ILE:HG22	1:C:216:SER:HB2	1.65	0.78
1:C:82:VAL:O	1:C:83:ASP:HB2	1.83	0.78
1:C:95:LYS:CG	1:C:98:ILE:CG1	2.37	0.78
1:D:25:ASP:HA	1:D:29:VAL:HB	1.65	0.78

Continued on next page...

Continued from previous page...

Atom-1	Atom-2	Interatomic distance (Å)	Clash overlap (Å)
1:B:443:GLU:HA	1:B:447:VAL:CG2	2.14	0.78
1:A:278:TYR:CD2	1:A:328:ASP:CA	2.67	0.77
1:A:83:ASP:HB3	2:A:900:GDP:C5'	2.14	0.77
1:D:433:ASN:OD1	1:D:434:PRO:HD2	1.83	0.77
1:A:153:ALA:CB	1:A:187:ALA:HB1	2.14	0.77
1:D:373:LEU:HG	1:D:374:ASN:N	1.98	0.77
1:D:122:VAL:CG1	1:D:124:PHE:CZ	2.67	0.77
1:A:76:VAL:HB	1:A:124:PHE:CE1	2.20	0.77
1:B:431:GLY:O	1:B:432:VAL:HG13	1.83	0.77
1:D:432:VAL:HG12	1:D:433:ASN:N	1.99	0.77
1:C:90:LEU:HD22	1:C:113:PHE:CE1	2.19	0.77
1:D:285:TYR:CE2	1:D:333:LYS:HE2	2.19	0.77
1:D:78:ILE:CD1	1:D:90:LEU:HG	2.13	0.77
1:B:69:LEU:CD2	1:B:70:PRO:HD3	2.15	0.77
1:B:255:LYS:HE2	1:B:263:ILE:HD11	1.67	0.77
1:C:185:PRO:HD2	1:C:186:GLN:OE1	1.85	0.77
1:C:287:ARG:O	1:C:312:GLY:CA	2.31	0.77
1:A:385:LEU:HD13	1:A:385:LEU:O	1.85	0.77
1:C:81:HIS:CA	1:C:84:HIS:CD2	2.68	0.77
1:B:247:PRO:CG	1:B:272:THR:O	2.32	0.77
1:A:197:MET:HE1	1:A:206:TYR:CD2	2.20	0.77
1:A:82:VAL:O	2:A:900:GDP:PB	2.42	0.77
1:C:71:ARG:HA	1:C:240:ARG:CA	2.10	0.77
1:A:416:ASP:CA	1:A:419:LEU:HB2	2.13	0.77
1:A:40:GLU:CB	1:A:43:ALA:CB	2.59	0.77
1:D:23:LEU:HD12	1:D:24:LEU:N	2.00	0.77
1:C:223:VAL:HG12	1:C:227:LEU:HD21	1.65	0.77
1:A:72:ARG:NH1	1:A:240:ARG:C	2.32	0.76
1:A:157:ILE:HD12	1:A:199:ARG:HH12	1.38	0.76
1:A:224:GLN:O	1:A:227:LEU:HB2	1.84	0.76
1:C:218:LYS:HG3	2:C:900:GDP:N1	2.00	0.76
1:D:119:GLN:OE1	1:D:228:GLU:HG2	1.85	0.76
1:B:290:ALA:HB2	1:B:311:LEU:HD12	1.66	0.76
1:B:6:ILE:HD12	1:B:36:SER:O	1.85	0.76
1:B:158:MET:HB3	1:B:159:PRO:CD	2.16	0.76
1:C:203:PRO:HB3	1:C:205:GLU:OE2	1.85	0.76
1:B:405:LEU:HD12	1:B:406:LEU:CD2	2.15	0.76
1:B:255:LYS:O	1:B:262:ILE:CG2	2.28	0.76
1:C:74:PRO:HB3	1:C:239:TYR:CE2	2.20	0.76
1:D:180:ASN:OD1	1:D:181:LYS:N	2.17	0.76
1:D:122:VAL:HG11	1:D:124:PHE:CZ	2.21	0.76

Continued on next page...

Continued from previous page...

Atom-1	Atom-2	Interatomic distance (Å)	Clash overlap (Å)
1:D:179:ILE:CD1	1:D:212:VAL:HG13	2.16	0.76
1:C:15:MET:CG	1:C:54:ARG:NH2	2.49	0.76
1:C:95:LYS:HZ3	1:C:98:ILE:HD13	1.50	0.76
1:B:286:GLY:CA	1:B:314:GLN:HE22	1.92	0.76
1:D:99:ALA:HB1	1:B:99:ALA:C	2.04	0.76
1:D:276:GLY:CA	1:D:287:ARG:HE	1.97	0.76
1:A:201:PHE:CE1	1:A:383:GLY:O	2.39	0.76
1:B:38:LEU:HD23	1:B:39:GLU:C	2.06	0.76
1:B:433:ASN:O	1:B:435:PRO:CD	2.34	0.76
1:B:33:SER:O	1:B:36:SER:OG	2.03	0.76
1:D:413:THR:HG23	1:D:415:SER:OG	1.86	0.76
1:D:310:VAL:CG1	1:D:313:PHE:HE1	1.99	0.76
1:B:62:GLU:HG3	1:B:65:ARG:CZ	2.15	0.76
1:A:378:ARG:HB3	1:A:410:GLY:O	1.85	0.76
1:A:198:GLU:OE2	1:B:256:LEU:CB	2.34	0.75
1:B:405:LEU:CG	1:B:406:LEU:HG	2.15	0.75
1:D:412:PRO:HD2	1:D:435:PRO:HD3	1.68	0.75
1:C:90:LEU:HD21	1:C:113:PHE:HE1	1.46	0.75
1:D:452:PHE:CZ	1:D:458:LEU:HD12	2.21	0.75
1:C:81:HIS:O	1:C:84:HIS:CD2	2.39	0.75
1:A:326:VAL:HG13	1:A:327:PRO:CD	2.15	0.75
1:A:184:LEU:HD21	2:A:900:GDP:HN22	0.69	0.75
1:D:293:ASP:OD1	1:D:295:ASP:N	2.19	0.75
1:A:247:PRO:HA	1:A:271:GLY:HA3	1.66	0.75
1:D:392:LEU:CD2	1:D:459:VAL:HG23	2.16	0.75
1:C:28:GLY:O	1:C:29:VAL:HG23	1.86	0.75
1:C:47:ARG:HD2	1:C:51:LYS:NZ	2.02	0.75
1:A:181:LYS:HD2	2:A:900:GDP:C4	2.22	0.75
1:C:125:ILE:HG23	1:C:127:THR:CG2	2.14	0.75
1:B:278:TYR:HE1	1:B:329:LEU:HD23	1.47	0.75
1:D:439:LYS:O	1:D:442:ALA:HB3	1.86	0.75
1:A:76:VAL:CG1	1:A:124:PHE:CD1	2.70	0.75
1:B:53:GLN:HE21	1:B:57:GLN:CB	2.00	0.75
1:D:122:VAL:CB	1:D:124:PHE:CZ	2.68	0.75
1:B:427:ILE:CG1	1:B:449:LEU:HD21	2.06	0.75
1:C:29:VAL:HG13	1:C:30:ALA:N	2.00	0.75
1:C:151:ILE:HG21	1:C:157:ILE:HG13	1.69	0.75
1:A:388:ILE:HD13	1:A:455:ILE:HG23	1.69	0.75
1:D:174:LYS:HE2	1:D:233:LEU:HD22	1.69	0.74
1:D:206:TYR:HD1	1:D:206:TYR:N	1.84	0.74
1:B:380:ASP:N	1:B:409:VAL:HG13	2.00	0.74

Continued on next page...

Continued from previous page...

Atom-1	Atom-2	Interatomic distance (Å)	Clash overlap (Å)
1:B:379:ALA:CB	1:B:384:SER:HG	1.96	0.74
1:A:180:ASN:HD21	1:A:217:ALA:CB	2.00	0.74
1:A:86:LYS:CG	2:A:900:GDP:PB	2.75	0.74
1:B:13:LEU:HD21	1:B:47:ARG:HG2	1.66	0.74
1:A:46:VAL:CG1	1:A:50:VAL:HG21	2.04	0.74
1:D:361:LEU:HD22	1:C:224:GLN:HB2	1.67	0.74
1:A:170:ALA:HA	1:A:455:ILE:HB	1.69	0.74
1:C:218:LYS:HG3	2:C:900:GDP:C2	2.22	0.74
1:A:442:ALA:CB	1:A:449:LEU:HD22	2.18	0.74
1:B:433:ASN:H	1:B:434:PRO:HD2	1.52	0.74
1:D:456:TYR:O	1:D:460:ASP:HB2	1.87	0.74
1:C:84:HIS:CE1	1:C:151:ILE:HA	2.22	0.74
1:A:40:GLU:HB2	1:A:43:ALA:CB	2.17	0.74
1:B:379:ALA:HB1	1:B:384:SER:HG	1.51	0.74
1:C:377:LEU:HA	1:C:428:LEU:O	1.88	0.74
1:A:6:ILE:HB	1:A:34:HIS:O	1.86	0.74
1:C:15:MET:CG	1:C:54:ARG:HH22	2.00	0.74
1:B:110:VAL:HG21	1:B:293:ASP:O	1.87	0.74
1:C:70:PRO:O	1:C:240:ARG:HB3	1.87	0.74
1:D:278:TYR:CD1	1:D:287:ARG:HB2	2.23	0.74
1:B:69:LEU:CD2	1:B:70:PRO:CD	2.66	0.74
1:B:52:GLU:O	1:B:53:GLN:C	2.18	0.74
1:C:72:ARG:HG2	1:C:241:ALA:HB2	1.67	0.74
1:C:116:LYS:HG2	1:C:121:THR:CG2	2.17	0.74
1:D:86:LYS:HG3	1:D:87:THR:H	1.53	0.74
1:B:78:ILE:HG21	1:B:89:LEU:HD23	1.70	0.74
1:C:4:VAL:CG1	1:C:8:GLN:CB	2.66	0.74
1:B:5:ARG:CG	1:B:35:ALA:O	2.36	0.74
1:B:393:ALA:HB3	1:B:396:SER:O	1.86	0.74
1:A:10:ALA:O	1:A:15:MET:HG3	1.86	0.74
1:A:310:VAL:CG1	1:A:313:PHE:CE2	2.71	0.74
1:A:77:VAL:HG23	1:A:125:ILE:HB	1.69	0.74
1:A:441:LYS:O	1:A:445:LYS:CB	2.35	0.74
1:D:374:ASN:ND2	1:D:404:ILE:HG22	2.03	0.74
1:B:247:PRO:HA	1:B:270:GLU:O	1.87	0.74
1:B:350:GLU:HG2	1:B:350:GLU:O	1.88	0.74
1:D:81:HIS:HA	1:D:160:GLN:HB3	1.70	0.74
1:B:411:ALA:HB2	1:B:434:PRO:CB	2.17	0.73
1:A:61:ALA:C	1:A:64:GLU:H	1.92	0.73
1:C:293:ASP:O	1:C:295:ASP:N	2.18	0.73
1:D:335:ILE:O	1:D:338:GLU:HG2	1.88	0.73

Continued on next page...

Continued from previous page...

Atom-1	Atom-2	Interatomic distance (Å)	Clash overlap (Å)
1:B:346:ARG:O	1:B:349:GLU:HB2	1.88	0.73
1:B:204:GLU:HG2	1:B:208:GLY:O	1.88	0.73
1:A:184:LEU:CG	2:A:900:GDP:N2	2.50	0.73
1:D:89:LEU:HD22	1:D:215:ILE:HD11	1.69	0.73
1:B:271:GLY:O	1:B:304:PRO:HD3	1.88	0.73
1:B:326:VAL:CG1	1:B:331:ALA:CB	2.66	0.73
1:C:293:ASP:OD2	1:C:295:ASP:HB2	1.89	0.73
1:D:22:GLU:OE2	1:D:26:GLN:NE2	2.22	0.73
1:A:94:ARG:HH12	1:A:109:HIS:CE1	2.06	0.73
1:B:197:MET:HG2	1:B:203:PRO:HD2	1.70	0.73
1:A:180:ASN:HD21	1:A:217:ALA:HB2	1.53	0.73
1:C:378:ARG:CZ	1:C:416:ASP:OD2	2.36	0.73
1:B:286:GLY:HA3	1:B:314:GLN:OE1	1.87	0.73
1:A:179:ILE:O	1:A:215:ILE:O	2.06	0.73
1:C:161:THR:O	1:C:165:ILE:HG13	1.88	0.73
1:A:420:ALA:CA	1:A:423:ALA:HB3	2.17	0.73
1:A:76:VAL:CB	1:A:124:PHE:CD1	2.72	0.73
1:B:69:LEU:HD23	1:B:70:PRO:HD3	1.71	0.73
1:D:127:THR:OG1	1:D:253:GLU:OE1	2.07	0.73
1:C:3:LYS:HA	1:C:38:LEU:O	1.88	0.73
1:D:278:TYR:CB	1:D:326:VAL:HG23	2.18	0.73
1:B:422:THR:CG2	1:B:423:ALA:N	2.50	0.73
1:C:79:MET:HG3	1:C:164:ALA:CB	2.19	0.72
1:A:157:ILE:HG21	1:A:199:ARG:CZ	2.19	0.72
1:D:178:ALA:C	1:D:213:ILE:O	2.28	0.72
1:B:131:GLU:CB	1:B:138:GLN:OE1	2.36	0.72
1:D:375:LEU:O	1:D:405:LEU:HA	1.89	0.72
1:D:247:PRO:HG2	1:D:325:TRP:NE1	2.04	0.72
1:A:373:LEU:CD2	1:A:465:MET:O	2.38	0.72
1:B:433:ASN:CB	1:B:434:PRO:HD3	2.18	0.72
1:B:388:ILE:C	1:B:390:HIS:N	2.40	0.72
1:C:94:ARG:C	1:C:96:SER:N	2.40	0.72
1:B:5:ARG:HD3	1:B:35:ALA:O	1.89	0.72
1:B:268:VAL:O	1:B:305:GLY:N	2.17	0.72
1:C:218:LYS:CG	2:C:900:GDP:C6	2.72	0.72
1:B:203:PRO:O	1:B:208:GLY:HA3	1.89	0.72
1:A:97:ARG:CB	1:A:100:GLU:CB	2.68	0.72
1:C:466:VAL:O	1:C:468:GLY:CA	2.37	0.72
1:A:117:THR:HG22	1:B:362:LEU:HD23	1.71	0.72
1:D:465:MET:CG	1:D:466:VAL:N	2.33	0.72
1:B:455:ILE:HD11	1:B:456:TYR:CE1	2.24	0.72

Continued on next page...

Continued from previous page...

Atom-1	Atom-2	Interatomic distance (Å)	Clash overlap (Å)
1:D:4:VAL:O	1:D:37:THR:HA	1.90	0.72
1:A:460:ASP:CG	1:A:463:ARG:HH21	1.92	0.72
1:C:59:LYS:O	1:C:63:GLU:OE1	2.06	0.72
1:A:257:ASP:HB2	1:A:263:ILE:HG12	1.70	0.72
1:D:374:ASN:ND2	1:D:404:ILE:HG23	2.05	0.72
1:A:92:TYR:CD2	1:A:223:VAL:HG11	2.25	0.72
1:B:204:GLU:HA	1:B:208:GLY:O	1.90	0.72
1:B:353:ARG:HG2	1:B:355:PRO:CD	2.19	0.71
1:C:421:GLN:HG3	1:C:445:LYS:NZ	2.04	0.71
1:C:151:ILE:CG1	1:C:161:THR:HG21	2.19	0.71
1:B:433:ASN:CB	1:B:434:PRO:CD	2.68	0.71
1:C:119:GLN:HB3	1:C:231:LEU:CD2	2.20	0.71
1:A:188:ASP:OD1	1:A:191:LYS:HB2	1.90	0.71
1:D:75:VAL:HB	1:D:144:ALA:HA	1.73	0.71
1:D:159:PRO:CA	1:D:162:GLU:HG3	2.18	0.71
1:C:412:PRO:HD2	1:C:435:PRO:HD3	1.70	0.71
1:C:95:LYS:CE	1:C:98:ILE:HG21	2.19	0.71
1:D:205:GLU:C	1:D:206:TYR:CD1	2.60	0.71
1:A:198:GLU:CD	1:B:256:LEU:HD23	2.09	0.71
1:B:290:ALA:HB3	1:B:311:LEU:HD12	1.71	0.71
1:B:376:ILE:HB	1:B:427:ILE:HG22	1.71	0.71
1:B:127:THR:O	1:B:127:THR:HG23	1.91	0.71
1:C:65:ARG:O	1:C:68:SER:OG	2.07	0.71
1:B:263:ILE:HD12	1:B:309:GLN:NE2	2.06	0.71
1:B:445:LYS:O	1:B:447:VAL:HG12	1.91	0.71
1:A:97:ARG:HA	1:A:100:GLU:CB	2.20	0.71
1:B:379:ALA:HB2	1:B:384:SER:OG	1.89	0.71
1:D:86:LYS:CG	1:D:87:THR:N	2.52	0.71
1:B:6:ILE:CD1	1:B:36:SER:O	2.38	0.71
1:B:293:ASP:OD1	1:B:296:GLY:N	2.24	0.71
1:A:181:LYS:HD2	2:A:900:GDP:N3	2.06	0.71
1:C:125:ILE:CG2	1:C:127:THR:CG2	2.58	0.71
1:D:427:ILE:O	1:D:449:LEU:HD12	1.91	0.71
1:C:47:ARG:HG3	1:C:51:LYS:NZ	2.04	0.71
1:A:373:LEU:HB3	1:A:402:ILE:HG22	1.71	0.71
1:B:12:GLU:HG3	1:B:13:LEU:HD12	0.75	0.71
1:A:69:LEU:HD13	1:A:242:ASP:HB2	1.71	0.71
1:D:247:PRO:HD2	1:D:325:TRP:CG	2.26	0.71
1:C:50:VAL:CG1	1:C:54:ARG:HE	2.00	0.71
1:C:119:GLN:CB	1:C:231:LEU:CD2	2.69	0.71
1:A:230:ILE:HA	1:A:233:LEU:HD12	1.72	0.70

Continued on next page...

Continued from previous page...

Atom-1	Atom-2	Interatomic distance (Å)	Clash overlap (Å)
1:C:55:GLY:O	1:C:58:GLU:CB	2.29	0.70
1:A:46:VAL:HG13	1:A:50:VAL:HG23	1.66	0.70
1:B:110:VAL:O	1:B:265:ASN:HB3	1.91	0.70
1:D:31:TYR:CG	1:D:31:TYR:O	2.44	0.70
1:C:95:LYS:CE	1:C:98:ILE:CB	2.68	0.70
1:D:378:ARG:NH2	1:D:406:LEU:HD21	2.06	0.70
1:B:448:LEU:C	1:B:449:LEU:HG	2.12	0.70
1:D:81:HIS:ND1	1:D:160:GLN:HG3	2.05	0.70
1:A:371:LYS:CG	1:A:400:VAL:HG22	2.22	0.70
1:C:188:ASP:O	1:C:189:PRO:C	2.21	0.70
1:A:198:GLU:OE2	1:B:256:LEU:CG	2.39	0.70
1:A:232:LEU:O	1:A:236:LEU:HG	1.91	0.70
1:D:127:THR:CB	1:D:253:GLU:OE1	2.39	0.70
1:B:257:ASP:HB3	1:B:261:GLY:O	1.91	0.70
1:A:40:GLU:HB2	1:A:43:ALA:HB2	1.72	0.70
1:A:340:LYS:O	1:A:343:ARG:CG	2.39	0.70
1:D:343:ARG:HA	1:D:346:ARG:NH1	2.07	0.70
1:A:65:ARG:O	1:A:69:LEU:HG	1.90	0.70
1:B:390:HIS:HA	3:B:902:HOH:O	1.90	0.70
1:A:442:ALA:O	1:A:447:VAL:CG2	2.39	0.70
1:B:277:ASP:HB2	1:B:288:ILE:CD1	2.22	0.70
1:D:94:ARG:CZ	1:D:126:ASP:OD1	2.40	0.70
1:A:327:PRO:HG2	1:A:328:ASP:N	2.05	0.70
1:D:373:LEU:O	1:D:404:ILE:HG21	1.91	0.70
1:D:122:VAL:O	1:D:124:PHE:CE1	2.44	0.70
1:D:163:GLU:OE1	1:C:236:LEU:CD1	2.39	0.70
1:D:110:VAL:HG12	1:D:110:VAL:O	1.90	0.70
1:A:215:ILE:HG22	1:A:222:GLY:HA3	1.74	0.70
1:C:96:SER:OG	1:C:97:ARG:N	2.21	0.70
1:D:310:VAL:HG12	1:D:313:PHE:CE1	2.26	0.70
1:A:193:LYS:O	1:A:197:MET:HG3	1.92	0.69
1:D:99:ALA:HB1	1:B:99:ALA:O	1.92	0.69
1:D:159:PRO:HA	1:D:162:GLU:CG	2.20	0.69
1:C:50:VAL:HG13	1:C:54:ARG:NE	2.01	0.69
1:B:269:GLN:O	1:B:304:PRO:HB3	1.92	0.69
1:A:110:VAL:HG12	1:A:309:GLN:HB2	1.74	0.69
1:A:278:TYR:HD2	1:A:328:ASP:CA	2.02	0.69
1:A:179:ILE:O	1:A:215:ILE:HG13	1.93	0.69
1:B:176:ILE:CG2	1:B:226:LEU:HD11	2.22	0.69
1:B:387:ALA:O	1:B:391:ILE:HG12	1.93	0.69
1:A:371:LYS:HB2	1:A:400:VAL:HA	1.74	0.69

Continued on next page...

Continued from previous page...

Atom-1	Atom-2	Interatomic distance (Å)	Clash overlap (Å)
1:B:53:GLN:O	1:B:55:GLY:N	2.24	0.69
1:A:39:GLU:O	1:A:42:ASP:CA	2.40	0.69
1:A:141:ALA:CB	1:A:250:VAL:HG23	2.22	0.69
1:A:5:ARG:HG3	1:A:8:GLN:H	1.58	0.69
1:B:280:VAL:HG23	1:B:284:ALA:O	1.92	0.69
1:C:378:ARG:HH21	1:C:416:ASP:CG	1.95	0.69
1:C:182:ILE:HB	1:C:215:ILE:O	1.91	0.69
1:A:379:ALA:HB2	1:A:385:LEU:HD23	1.74	0.69
1:B:333:LYS:O	1:B:337:GLU:HB2	1.92	0.69
1:C:74:PRO:HB3	1:C:239:TYR:CD2	2.27	0.69
1:B:384:SER:O	1:B:388:ILE:HG13	1.92	0.69
1:B:393:ALA:HA	1:B:398:GLU:HA	1.75	0.69
1:B:361:LEU:HD12	1:B:362:LEU:N	2.07	0.69
1:D:440:LYS:HA	1:D:443:GLU:HG2	1.75	0.69
1:C:59:LYS:O	1:C:62:GLU:CB	2.41	0.69
1:A:314:GLN:O	1:A:315:GLU:CG	2.38	0.69
1:D:251:ILE:HG12	1:D:323:VAL:HG23	1.75	0.69
1:B:433:ASN:O	1:B:435:PRO:N	2.25	0.69
1:B:12:GLU:CD	1:B:13:LEU:HD11	2.09	0.69
1:D:323:VAL:O	1:D:323:VAL:HG12	1.84	0.69
1:B:5:ARG:CG	1:B:37:THR:HG22	2.21	0.69
1:B:133:PHE:O	1:B:139:ARG:CD	2.39	0.69
1:B:126:ASP:OD1	1:B:126:ASP:O	2.10	0.69
1:C:195:GLN:HA	1:C:198:GLU:HG3	1.73	0.69
1:A:213:ILE:HG22	1:A:215:ILE:HG23	1.73	0.69
1:A:439:LYS:CA	1:A:442:ALA:HB3	2.23	0.69
1:B:442:ALA:C	1:B:447:VAL:HG21	2.12	0.69
1:C:205:GLU:CD	1:C:205:GLU:H	1.96	0.68
1:A:17:CYS:O	1:A:18:GLN:C	2.29	0.68
1:D:120:GLY:HA3	1:D:231:LEU:HD22	1.74	0.68
1:D:248:ARG:HB3	1:D:270:GLU:HB3	1.73	0.68
1:D:206:TYR:N	1:D:206:TYR:CD1	2.55	0.68
1:B:190:GLU:OE1	1:B:206:TYR:OH	2.11	0.68
1:D:392:LEU:HD23	1:D:459:VAL:HG23	1.74	0.68
1:B:53:GLN:HA	1:B:56:LEU:HB2	1.75	0.68
1:B:272:THR:CG2	1:B:301:GLU:HB3	2.20	0.68
1:B:273:PHE:HZ	1:B:323:VAL:CG1	2.05	0.68
1:B:274:ARG:HG2	1:B:301:GLU:HG2	1.74	0.68
1:A:161:THR:O	1:A:165:ILE:HD12	1.92	0.68
1:C:378:ARG:NH1	1:C:408:GLN:CB	2.45	0.68
1:B:393:ALA:HB2	1:B:398:GLU:H	1.54	0.68

Continued on next page...

Continued from previous page...

Atom-1	Atom-2	Interatomic distance (Å)	Clash overlap (Å)
1:A:60:LEU:O	1:A:63:GLU:HB2	1.94	0.68
1:C:218:LYS:HG2	2:C:900:GDP:C6	2.28	0.68
1:D:288:ILE:HD13	1:D:291:MET:CE	2.23	0.68
1:D:247:PRO:HG2	1:D:325:TRP:HD1	1.56	0.68
1:C:47:ARG:CD	1:C:51:LYS:NZ	2.56	0.68
1:B:277:ASP:HB2	1:B:288:ILE:HD12	1.76	0.68
1:B:69:LEU:O	1:B:240:ARG:HD3	1.93	0.68
1:C:236:LEU:HD23	1:C:236:LEU:C	2.13	0.68
1:D:310:VAL:CG1	1:D:313:PHE:CE1	2.76	0.68
1:A:245:ALA:O	1:A:246:GLU:C	2.29	0.68
1:D:454:ILE:O	1:D:457:ASP:CG	2.32	0.68
1:D:373:LEU:C	1:D:404:ILE:HG21	2.12	0.68
1:C:285:TYR:OH	1:C:333:LYS:CD	2.33	0.68
1:B:211:ILE:HD13	1:B:229:MET:HE3	1.74	0.68
1:C:6:ILE:C	1:C:8:GLN:N	2.47	0.68
1:C:94:ARG:O	1:C:96:SER:N	2.27	0.68
1:D:178:ALA:HA	1:D:213:ILE:C	2.10	0.68
1:B:273:PHE:CZ	1:B:323:VAL:CG1	2.77	0.68
1:A:310:VAL:CG1	1:A:313:PHE:CZ	2.76	0.68
1:C:251:ILE:CG2	1:C:319:PRO:HA	2.23	0.68
1:D:62:GLU:OE1	1:D:65:ARG:CZ	2.42	0.68
1:A:439:LYS:C	1:A:442:ALA:HB3	2.14	0.67
1:A:39:GLU:C	1:A:42:ASP:HB2	2.07	0.67
1:D:293:ASP:N	1:D:297:ASN:O	2.24	0.67
1:B:272:THR:HG23	1:B:302:ALA:C	2.12	0.67
1:C:108:GLN:C	1:C:109:HIS:CD2	2.67	0.67
1:B:128:PRO:CD	1:B:253:GLU:OE2	2.42	0.67
1:C:95:LYS:CE	1:C:98:ILE:CG2	2.71	0.67
1:C:59:LYS:HA	1:C:62:GLU:HB3	1.70	0.67
1:D:108:GLN:OE1	1:D:292:MET:CE	2.42	0.67
1:B:388:ILE:HA	1:B:391:ILE:HG12	1.76	0.67
1:D:111:GLY:HA2	1:D:127:THR:CG2	2.23	0.67
1:A:243:PRO:O	1:A:271:GLY:HA2	1.94	0.67
1:C:63:GLU:O	1:C:67:LYS:CG	2.42	0.67
1:A:343:ARG:HG3	1:A:344:LYS:H	1.57	0.67
1:B:5:ARG:HH11	1:B:37:THR:CG2	2.07	0.67
1:B:326:VAL:CG1	1:B:331:ALA:HB1	2.24	0.67
1:A:69:LEU:O	1:A:240:ARG:CD	2.41	0.67
1:B:188:ASP:HB3	1:B:191:LYS:HB2	1.76	0.67
1:C:29:VAL:HG13	1:C:30:ALA:H	1.59	0.67
1:D:179:ILE:CD1	1:D:212:VAL:CG1	2.72	0.67

Continued on next page...

Continued from previous page...

Atom-1	Atom-2	Interatomic distance (Å)	Clash overlap (Å)
1:C:5:ARG:O	1:C:8:GLN:CB	2.42	0.67
1:B:6:ILE:HB	1:B:34:HIS:CA	2.25	0.67
1:D:110:VAL:CG1	1:D:110:VAL:O	2.42	0.67
1:B:157:ILE:H	1:B:195:GLN:NE2	1.93	0.67
1:A:310:VAL:HG11	1:A:313:PHE:CZ	2.30	0.67
1:B:147:ALA:CB	1:B:168:ALA:HB1	2.25	0.67
1:D:341:GLU:CD	1:D:344:LYS:NZ	2.48	0.67
1:B:393:ALA:CB	1:B:397:THR:C	2.60	0.67
1:B:411:ALA:N	1:B:434:PRO:CG	2.20	0.67
1:B:137:ARG:CG	1:B:319:PRO:O	2.43	0.67
1:B:376:ILE:HG21	1:B:427:ILE:HG22	1.77	0.67
1:D:143:VAL:HG22	1:D:250:VAL:HG11	1.76	0.67
1:C:71:ARG:CG	1:C:240:ARG:HG3	2.18	0.67
1:C:70:PRO:O	1:C:240:ARG:CB	2.42	0.67
1:C:71:ARG:HB3	1:C:71:ARG:NH1	2.10	0.67
1:D:345:ALA:O	1:D:348:GLU:HB3	1.95	0.67
1:B:376:ILE:CB	1:B:427:ILE:HG22	2.24	0.67
1:B:388:ILE:C	1:B:390:HIS:H	1.96	0.67
1:B:393:ALA:CB	1:B:398:GLU:CA	2.71	0.67
1:B:429:ALA:O	1:B:452:PHE:N	2.25	0.67
1:B:75:VAL:CG1	1:B:144:ALA:HA	2.25	0.67
1:D:373:LEU:C	1:D:404:ILE:CG2	2.63	0.67
1:A:352:ALA:HA	1:A:355:PRO:CG	2.25	0.66
1:D:344:LYS:O	1:D:348:GLU:N	2.28	0.66
1:C:467:LYS:CD	1:C:467:LYS:H	2.09	0.66
1:B:117:THR:CG2	1:B:119:GLN:CG	2.62	0.66
1:C:53:GLN:HA	1:C:56:LEU:HD21	1.77	0.66
1:D:154:ASP:OD1	1:D:154:ASP:C	2.30	0.66
1:C:69:LEU:HD22	1:C:70:PRO:HD2	1.77	0.66
1:B:405:LEU:HD11	1:B:406:LEU:HD12	1.71	0.66
1:A:326:VAL:CG1	1:A:328:ASP:O	2.44	0.66
1:A:183:ASP:HA	1:B:351:LYS:HE2	1.77	0.66
1:B:312:GLY:O	1:B:313:PHE:C	2.32	0.66
1:D:78:ILE:HD12	1:D:90:LEU:CG	2.26	0.66
1:B:348:GLU:O	1:B:349:GLU:C	2.33	0.66
1:B:53:GLN:NE2	1:B:57:GLN:CB	2.58	0.66
1:A:379:ALA:CB	1:A:385:LEU:HD23	2.24	0.66
1:B:123:VAL:O	1:B:123:VAL:HG12	1.95	0.66
1:D:283:GLU:CD	1:D:343:ARG:NE	2.49	0.66
1:B:354:ARG:N	1:B:355:PRO:CD	2.59	0.66
1:A:452:PHE:CD1	1:A:457:ASP:O	2.48	0.66

Continued on next page...

Continued from previous page...

Atom-1	Atom-2	Interatomic distance (Å)	Clash overlap (Å)
1:B:128:PRO:HD2	1:B:253:GLU:OE2	1.94	0.66
1:C:116:LYS:HD3	1:C:121:THR:HG22	1.77	0.66
1:C:467:LYS:HD2	1:C:467:LYS:H	1.60	0.66
1:B:183:ASP:OD1	1:B:184:LEU:CD1	2.41	0.66
1:A:327:PRO:CG	1:A:328:ASP:H	2.08	0.66
1:D:413:THR:HG21	1:D:415:SER:HG	1.61	0.66
1:D:293:ASP:CB	1:D:297:ASN:O	2.44	0.66
1:B:376:ILE:HG22	1:B:427:ILE:HB	1.76	0.66
1:C:178:ALA:HA	1:C:213:ILE:O	1.96	0.66
1:A:441:LYS:O	1:A:445:LYS:HB2	1.93	0.66
1:A:83:ASP:OD1	2:A:900:GDP:O3A	2.14	0.66
1:B:12:GLU:HG2	1:B:13:LEU:CD1	2.09	0.66
1:D:135:THR:HG22	1:D:137:ARG:H	1.60	0.66
1:C:6:ILE:O	1:C:8:GLN:N	2.27	0.66
1:D:345:ALA:O	1:D:348:GLU:CB	2.43	0.66
1:D:461:GLU:O	1:D:464:ASN:HB3	1.94	0.66
1:B:79:MET:HE2	1:B:164:ALA:HB1	1.76	0.66
1:A:181:LYS:HD3	2:A:900:GDP:C4	2.29	0.66
1:D:372:GLU:HG3	1:D:404:ILE:CD1	2.26	0.66
1:C:3:LYS:CB	1:C:38:LEU:C	2.64	0.66
1:A:329:LEU:O	1:A:329:LEU:CD2	2.43	0.66
1:A:175:LEU:HD12	1:A:175:LEU:N	2.11	0.66
1:A:157:ILE:HG21	1:A:199:ARG:NH2	2.11	0.66
1:D:388:ILE:O	1:D:391:ILE:CG2	2.37	0.66
1:C:6:ILE:HB	1:C:34:HIS:O	1.96	0.66
1:D:442:ALA:CB	1:D:447:VAL:HG12	2.25	0.66
1:B:273:PHE:CZ	1:B:323:VAL:HG11	2.31	0.65
1:D:205:GLU:CG	1:D:206:TYR:CE1	2.68	0.65
1:B:351:LYS:CG	1:B:351:LYS:O	2.43	0.65
1:A:441:LYS:O	1:A:445:LYS:HB3	1.96	0.65
1:D:345:ALA:CA	1:D:348:GLU:HB2	2.15	0.65
1:C:224:GLN:O	1:C:228:GLU:CG	2.44	0.65
1:D:376:ILE:CG2	1:D:406:LEU:HB3	2.26	0.65
1:C:6:ILE:C	1:C:8:GLN:H	2.00	0.65
1:D:205:GLU:CG	1:D:206:TYR:HE1	2.07	0.65
1:D:338:GLU:HG3	1:D:339:ARG:H	1.62	0.65
1:C:151:ILE:CG2	1:C:156:GLY:O	2.44	0.65
1:A:86:LYS:O	1:A:90:LEU:HG	1.96	0.65
1:B:326:VAL:CG1	1:B:331:ALA:HB3	2.27	0.65
1:D:6:ILE:O	1:D:6:ILE:CG2	2.43	0.65
1:A:174:LYS:C	1:A:175:LEU:HD12	2.16	0.65

Continued on next page...

Continued from previous page...

Atom-1	Atom-2	Interatomic distance (Å)	Clash overlap (Å)
1:D:385:LEU:HB3	1:D:389:GLN:HE21	1.61	0.65
1:D:350:GLU:HA	1:D:353:ARG:HG3	1.79	0.65
1:D:247:PRO:CG	1:D:325:TRP:HD1	2.05	0.65
1:D:78:ILE:HD12	1:D:90:LEU:CD2	2.27	0.65
1:C:155:ASP:O	1:C:158:MET:HE2	1.95	0.65
1:B:326:VAL:HG12	1:B:331:ALA:HB3	1.79	0.65
1:D:417:VAL:HG21	1:D:438:VAL:HG13	1.78	0.65
1:A:221:GLN:NE2	1:B:350:GLU:OE1	2.30	0.65
1:D:290:ALA:HB3	1:D:311:LEU:HD22	1.78	0.65
1:A:188:ASP:OD1	1:A:191:LYS:CB	2.44	0.65
1:C:183:ASP:OD1	1:C:184:LEU:N	2.30	0.65
1:D:341:GLU:CD	1:D:344:LYS:HZ3	1.98	0.65
1:C:109:HIS:N	1:C:109:HIS:HD2	1.95	0.65
1:A:186:GLN:OE1	1:A:186:GLN:N	2.30	0.65
1:A:439:LYS:O	1:A:442:ALA:HB3	1.97	0.65
1:C:90:LEU:CD2	1:C:113:PHE:HZ	1.90	0.65
1:C:375:LEU:CD2	1:C:426:ALA:HB3	2.26	0.65
1:C:418:LEU:O	1:C:421:GLN:HB2	1.97	0.65
1:C:427:ILE:HD13	1:C:449:LEU:HD11	1.77	0.65
1:B:62:GLU:OE2	1:B:65:ARG:NH2	2.29	0.65
1:B:346:ARG:HA	1:B:349:GLU:CD	2.17	0.65
1:A:42:ASP:O	1:A:43:ALA:C	2.30	0.64
1:A:83:ASP:HB3	2:A:900:GDP:H5"	1.79	0.64
1:C:247:PRO:HA	1:C:271:GLY:HA3	1.79	0.64
1:D:463:ARG:O	1:D:465:MET:HG2	1.96	0.64
1:C:95:LYS:HG3	1:C:98:ILE:HG23	1.61	0.64
1:B:353:ARG:C	1:B:355:PRO:HD3	2.17	0.64
1:B:264:ALA:CB	1:B:313:PHE:HE2	2.01	0.64
1:A:293:ASP:HB3	1:A:299:ARG:HD3	1.79	0.64
1:D:432:VAL:CG1	1:D:433:ASN:N	2.60	0.64
1:C:24:LEU:HD23	1:C:27:MET:SD	2.37	0.64
1:B:5:ARG:NH1	1:B:5:ARG:HG3	2.06	0.64
1:A:149:ILE:HG13	1:A:165:ILE:HG13	1.77	0.64
1:A:183:ASP:N	1:A:183:ASP:OD1	2.30	0.64
1:B:6:ILE:N	1:B:34:HIS:O	2.30	0.64
1:C:353:ARG:C	1:C:357:THR:OG1	2.36	0.64
1:C:47:ARG:HG3	1:C:51:LYS:HZ2	1.63	0.64
1:A:119:GLN:HB3	1:A:231:LEU:HD13	1.79	0.64
1:C:255:LYS:HE3	1:C:263:ILE:HD11	0.65	0.64
1:D:417:VAL:CG2	1:D:438:VAL:HG13	2.28	0.64
1:C:349:GLU:O	1:C:353:ARG:HG3	1.96	0.64

Continued on next page...

Continued from previous page...

Atom-1	Atom-2	Interatomic distance (Å)	Clash overlap (Å)
1:D:31:TYR:CD1	1:D:31:TYR:O	2.51	0.64
1:A:417:VAL:HG11	1:A:441:LYS:O	1.98	0.64
1:B:5:ARG:CD	1:B:35:ALA:O	2.45	0.64
1:B:133:PHE:HB3	1:B:167:HIS:HB3	1.80	0.64
1:B:7:TYR:HB3	1:B:34:HIS:ND1	2.12	0.64
1:C:268:VAL:HB	1:C:304:PRO:HA	1.78	0.64
1:D:276:GLY:HA2	1:D:287:ARG:NE	2.04	0.64
1:A:94:ARG:NH1	1:A:109:HIS:NE2	2.45	0.64
1:D:373:LEU:O	1:D:404:ILE:CG2	2.46	0.64
1:B:443:GLU:HA	1:B:447:VAL:HG22	1.79	0.64
1:A:397:THR:CG2	1:A:397:THR:O	2.45	0.64
1:B:262:ILE:CG2	1:B:316:LEU:HD23	2.07	0.63
1:D:283:GLU:OE1	1:D:343:ARG:NH2	2.30	0.63
1:B:117:THR:C	1:B:119:GLN:N	2.46	0.63
1:A:204:GLU:HA	1:A:208:GLY:O	1.98	0.63
1:D:452:PHE:CB	1:D:458:LEU:HB2	2.28	0.63
1:D:318:HIS:O	1:D:321:ASP:OD2	2.17	0.63
1:A:61:ALA:HA	1:A:64:GLU:CB	2.28	0.63
1:D:462:VAL:C	1:D:464:ASN:N	2.40	0.63
1:B:199:ARG:HB3	1:B:201:PHE:HE2	1.63	0.63
1:A:413:THR:CG2	1:A:416:ASP:N	2.52	0.63
1:B:62:GLU:O	1:B:65:ARG:CB	2.33	0.63
1:B:124:PHE:HZ	1:B:227:LEU:HD21	1.63	0.63
1:C:143:VAL:HG11	1:C:252:LEU:HD21	1.80	0.63
1:A:354:ARG:O	1:A:358:MET:HB3	1.98	0.63
1:B:461:GLU:O	1:B:462:VAL:C	2.36	0.63
1:C:421:GLN:N	1:C:445:LYS:HZ1	1.81	0.63
1:D:182:ILE:HD11	1:D:214:PRO:HB2	0.72	0.63
1:D:461:GLU:O	1:D:464:ASN:N	2.31	0.63
1:B:124:PHE:HZ	1:B:227:LEU:CD2	2.10	0.63
1:C:70:PRO:O	1:C:240:ARG:CA	2.47	0.63
1:A:352:ALA:CA	1:A:355:PRO:HD2	2.29	0.63
1:C:182:ILE:CG2	1:C:216:SER:HB2	2.27	0.63
1:C:285:TYR:CZ	1:C:333:LYS:CD	2.73	0.63
1:B:211:ILE:HD13	1:B:229:MET:CE	2.29	0.62
1:D:24:LEU:HB3	1:D:29:VAL:CG1	2.13	0.62
1:B:448:LEU:O	1:B:449:LEU:CG	2.47	0.62
1:B:354:ARG:O	1:B:354:ARG:HG2	1.97	0.62
1:C:81:HIS:C	1:C:84:HIS:CD2	2.73	0.62
1:B:117:THR:O	1:B:119:GLN:N	2.32	0.62
1:C:54:ARG:O	1:C:57:GLN:HB2	1.99	0.62

Continued on next page...

Continued from previous page...

Atom-1	Atom-2	Interatomic distance (Å)	Clash overlap (Å)
1:D:338:GLU:CG	1:D:339:ARG:N	2.60	0.62
1:C:421:GLN:CA	1:C:445:LYS:HZ1	1.70	0.62
1:C:263:ILE:HG22	1:C:311:LEU:CD2	2.29	0.62
1:B:256:LEU:HD13	1:B:316:LEU:HD11	1.81	0.62
1:C:378:ARG:NH2	1:C:416:ASP:CG	2.51	0.62
1:C:125:ILE:HG22	1:C:127:THR:HG22	1.73	0.62
1:A:69:LEU:HD22	1:A:242:ASP:OD1	1.99	0.62
1:D:94:ARG:CG	1:D:113:PHE:CZ	2.78	0.62
1:A:329:LEU:CG	1:A:329:LEU:O	2.47	0.62
1:C:81:HIS:CD2	1:C:158:MET:HG3	2.34	0.62
1:A:413:THR:CG2	1:A:416:ASP:OD2	2.21	0.62
1:B:137:ARG:HG2	1:B:319:PRO:O	2.00	0.62
1:B:184:LEU:HD12	1:B:184:LEU:N	2.15	0.62
1:A:253:GLU:HB2	1:A:265:ASN:HB2	1.80	0.62
1:A:456:TYR:O	1:A:459:VAL:N	2.32	0.62
1:C:141:ALA:CB	1:C:250:VAL:HG23	2.29	0.62
1:B:110:VAL:HG21	1:B:293:ASP:C	2.19	0.62
1:C:255:LYS:CD	1:C:263:ILE:HD11	2.24	0.62
1:A:416:ASP:HA	1:A:419:LEU:HD12	1.82	0.62
1:B:436:GLY:O	1:B:437:SER:C	2.38	0.62
1:C:362:LEU:O	1:C:364:ALA:N	2.31	0.62
1:D:366:GLN:C	1:D:368:GLU:N	2.53	0.62
1:B:310:VAL:HB	1:B:313:PHE:CZ	2.35	0.62
1:A:314:GLN:C	1:A:315:GLU:HG3	2.20	0.62
1:B:141:ALA:O	1:B:143:VAL:HG23	2.00	0.62
1:D:127:THR:HB	1:D:253:GLU:OE1	1.99	0.62
1:B:274:ARG:O	1:B:288:ILE:CD1	2.46	0.62
1:D:6:ILE:HD11	1:D:24:LEU:HD11	1.81	0.62
1:D:247:PRO:HB2	1:D:325:TRP:HD1	1.64	0.62
1:C:223:VAL:O	1:C:224:GLN:C	2.37	0.62
1:C:287:ARG:O	1:C:287:ARG:HG3	1.98	0.62
1:D:191:LYS:O	1:D:194:ARG:N	2.32	0.62
1:B:127:THR:OG1	1:B:129:GLY:O	2.16	0.62
1:C:81:HIS:ND1	1:C:160:GLN:OE1	2.33	0.61
1:A:230:ILE:O	1:A:233:LEU:HB2	2.00	0.61
1:C:117:THR:HG1	1:C:120:GLY:H	1.46	0.61
1:B:122:VAL:CG2	1:B:231:LEU:CD2	2.78	0.61
1:C:29:VAL:CG1	1:C:30:ALA:N	2.61	0.61
1:B:405:LEU:HG	1:B:406:LEU:HG	1.82	0.61
1:B:62:GLU:HG3	1:B:65:ARG:NE	2.16	0.61
1:B:117:THR:O	1:B:118:PRO:C	2.36	0.61

Continued on next page...

Continued from previous page...

Atom-1	Atom-2	Interatomic distance (Å)	Clash overlap (Å)
1:D:434:PRO:CB	1:D:449:LEU:CD2	2.73	0.61
1:B:191:LYS:HE3	3:B:903:HOH:O	1.99	0.61
1:C:80:GLY:H	1:C:86:LYS:HZ3	1.46	0.61
1:A:184:LEU:HG	2:A:900:GDP:N2	2.15	0.61
1:C:466:VAL:HG23	1:C:467:LYS:HA	1.81	0.61
1:B:447:VAL:O	1:B:447:VAL:HG13	2.00	0.61
1:D:354:ARG:HB3	1:D:357:THR:HG22	1.81	0.61
1:C:95:LYS:O	1:C:98:ILE:HG12	2.00	0.61
1:C:70:PRO:O	1:C:241:ALA:N	2.31	0.61
1:D:76:VAL:HG22	1:D:146:ILE:HB	1.82	0.61
1:D:213:ILE:HG22	1:D:215:ILE:HG23	1.82	0.61
1:D:65:ARG:O	1:D:66:ARG:C	2.36	0.61
1:D:233:LEU:O	1:D:237:GLU:CB	2.48	0.61
1:C:427:ILE:CG1	1:C:449:LEU:CD1	2.78	0.61
1:A:460:ASP:OD1	1:A:463:ARG:CZ	2.44	0.61
1:C:108:GLN:C	1:C:109:HIS:HD2	2.03	0.61
1:C:381:THR:HG22	1:C:383:GLY:H	1.65	0.61
1:A:293:ASP:OD2	1:A:299:ARG:CD	2.37	0.61
1:D:420:ALA:HA	1:D:425:ALA:HB3	1.81	0.61
1:B:3:LYS:N	1:B:40:GLU:OE2	2.34	0.61
1:A:39:GLU:O	1:A:42:ASP:N	2.33	0.61
1:D:69:LEU:O	1:D:240:ARG:HD2	1.99	0.61
1:A:352:ALA:O	1:A:353:ARG:C	2.39	0.61
1:B:251:ILE:HG22	1:B:319:PRO:HA	1.81	0.61
1:C:343:ARG:NH1	1:C:347:GLU:OE2	2.34	0.61
1:B:411:ALA:HB3	1:B:434:PRO:CG	2.28	0.61
1:C:293:ASP:O	1:C:294:ALA:C	2.38	0.61
1:B:199:ARG:HB3	1:B:201:PHE:CE2	2.36	0.61
1:B:438:VAL:HG13	1:B:439:LYS:N	2.16	0.61
1:B:124:PHE:CZ	1:B:227:LEU:HD21	2.35	0.61
1:C:162:GLU:HB3	1:C:390:HIS:HE1	1.66	0.61
1:C:84:HIS:ND1	1:C:150:VAL:O	2.34	0.61
1:C:66:ARG:O	1:C:69:LEU:CG	2.48	0.61
1:D:146:ILE:CG1	1:D:174:LYS:HB3	2.31	0.61
1:C:216:SER:HB3	1:C:219:THR:OG1	2.01	0.61
1:A:371:LYS:HB2	1:A:400:VAL:HG22	1.82	0.61
1:B:202:VAL:O	1:B:208:GLY:HA3	2.00	0.61
1:D:76:VAL:HG21	1:D:230:ILE:HD13	1.82	0.60
1:B:44:GLU:O	1:B:48:GLU:HG2	2.00	0.60
1:D:97:ARG:HE	1:D:114:GLU:CB	2.14	0.60
1:C:81:HIS:HA	1:C:160:GLN:HB3	1.83	0.60

Continued on next page...

Continued from previous page...

Atom-1	Atom-2	Interatomic distance (Å)	Clash overlap (Å)
1:D:372:GLU:CG	1:D:404:ILE:CD1	2.74	0.60
1:C:350:GLU:HA	1:C:353:ARG:HG3	1.83	0.60
1:D:86:LYS:CG	1:D:87:THR:H	2.12	0.60
1:C:119:GLN:HB2	1:C:231:LEU:CD2	2.31	0.60
1:C:188:ASP:CB	1:C:191:LYS:HB2	2.30	0.60
1:A:40:GLU:O	1:A:41:LYS:C	2.40	0.60
1:B:12:GLU:HG3	1:B:13:LEU:N	2.17	0.60
1:C:273:PHE:O	1:C:302:ALA:N	2.30	0.60
1:D:110:VAL:HG11	1:D:307:ALA:C	2.21	0.60
1:B:417:VAL:O	1:B:418:LEU:C	2.38	0.60
1:D:247:PRO:CB	1:D:325:TRP:HD1	2.15	0.60
1:B:113:PHE:CZ	1:B:124:PHE:HB2	2.37	0.60
1:A:413:THR:CG2	1:A:415:SER:OG	2.50	0.60
1:A:439:LYS:HA	1:A:442:ALA:HB3	1.81	0.60
1:B:422:THR:CG2	1:B:423:ALA:H	2.14	0.60
1:B:203:PRO:O	1:B:208:GLY:CA	2.49	0.60
1:A:108:GLN:OE1	1:A:108:GLN:N	2.29	0.60
1:A:203:PRO:HB2	1:A:205:GLU:HG2	1.82	0.60
1:D:122:VAL:O	1:D:124:PHE:CD1	2.55	0.60
1:A:151:ILE:O	1:A:179:ILE:HA	2.01	0.60
1:A:310:VAL:HG12	1:A:313:PHE:HE2	1.66	0.60
1:B:203:PRO:O	1:B:208:GLY:N	2.34	0.60
1:C:93:LEU:HD13	1:C:124:PHE:CE2	2.36	0.60
1:C:447:VAL:HG12	1:C:448:LEU:N	2.17	0.60
1:A:416:ASP:HA	1:A:419:LEU:CB	2.23	0.60
1:B:59:LYS:O	1:B:60:LEU:C	2.40	0.60
1:B:386:GLU:O	1:B:390:HIS:HB2	2.01	0.60
1:C:227:LEU:N	1:C:227:LEU:CD2	2.63	0.60
1:D:392:LEU:HD21	1:D:459:VAL:HG23	1.84	0.60
1:C:47:ARG:CD	1:C:51:LYS:HZ2	2.14	0.60
1:B:55:GLY:HA2	1:B:58:GLU:HB2	1.84	0.60
1:A:433:ASN:OD1	1:A:451:THR:HG21	2.02	0.60
1:D:445:LYS:O	1:D:445:LYS:HE3	2.01	0.60
1:D:385:LEU:HD13	1:D:407:ALA:CB	2.24	0.60
1:B:117:THR:C	1:B:119:GLN:H	2.04	0.60
1:C:350:GLU:HG3	1:C:351:LYS:N	2.16	0.60
1:B:404:ILE:HG22	1:B:406:LEU:H	1.67	0.60
1:B:362:LEU:O	1:B:366:GLN:N	2.35	0.60
1:D:428:LEU:N	1:D:449:LEU:HD12	2.17	0.60
1:C:344:LYS:O	1:C:347:GLU:HB2	2.02	0.60
1:B:203:PRO:C	1:B:208:GLY:HA3	2.22	0.60

Continued on next page...

Continued from previous page...

Atom-1	Atom-2	Interatomic distance (Å)	Clash overlap (Å)
1:C:427:ILE:CG1	1:C:449:LEU:HD11	2.31	0.59
1:C:116:LYS:CG	1:C:121:THR:CG2	2.78	0.59
1:D:461:GLU:O	1:D:464:ASN:HB2	2.01	0.59
1:C:353:ARG:O	1:C:357:THR:CG2	2.46	0.59
1:B:447:VAL:O	1:B:447:VAL:HG22	2.01	0.59
1:B:153:ALA:N	1:B:180:ASN:O	2.35	0.59
1:A:209:ASP:HB3	1:B:130:HIS:H	1.67	0.59
1:C:84:HIS:HD1	1:C:151:ILE:CA	2.12	0.59
1:A:439:LYS:CA	1:A:442:ALA:CB	2.80	0.59
1:C:378:ARG:NE	1:C:416:ASP:OD2	2.35	0.59
1:D:81:HIS:HA	1:D:160:GLN:HB2	1.81	0.59
1:D:99:ALA:HB3	1:B:99:ALA:C	2.10	0.59
1:B:455:ILE:HD11	1:B:456:TYR:CG	2.36	0.59
1:B:63:GLU:HA	1:B:66:ARG:HG3	1.82	0.59
1:B:38:LEU:CG	1:B:39:GLU:H	2.09	0.59
1:B:348:GLU:O	1:B:351:LYS:N	2.30	0.59
1:D:31:TYR:HE1	1:D:33:SER:HA	1.68	0.59
1:D:174:LYS:CE	1:D:233:LEU:HD22	2.33	0.59
1:D:293:ASP:HB3	1:D:297:ASN:O	2.03	0.59
1:B:379:ALA:O	1:B:380:ASP:CG	2.41	0.59
1:D:201:PHE:CD1	1:D:201:PHE:N	2.70	0.59
1:C:71:ARG:HD2	1:C:239:TYR:N	2.17	0.59
1:B:21:LEU:HD22	1:B:31:TYR:CE2	2.37	0.59
1:C:391:ILE:HG21	1:C:459:VAL:HG21	1.83	0.59
1:B:376:ILE:CG2	1:B:427:ILE:CG2	2.79	0.59
1:C:71:ARG:HB3	1:C:239:TYR:O	2.02	0.59
1:B:250:VAL:HG22	1:B:251:ILE:N	2.18	0.59
1:D:16:GLU:OE1	1:D:17:CYS:N	2.35	0.59
1:C:119:GLN:CB	1:C:231:LEU:HD23	2.28	0.59
1:B:346:ARG:HA	1:B:349:GLU:OE1	2.03	0.59
1:A:413:THR:HG23	1:A:416:ASP:CA	2.31	0.59
1:D:179:ILE:N	1:D:214:PRO:HA	2.18	0.59
1:D:16:GLU:OE1	1:D:17:CYS:CA	2.51	0.59
1:B:128:PRO:HD2	1:B:129:GLY:N	2.17	0.59
1:D:288:ILE:HD13	1:D:291:MET:HE1	1.84	0.59
1:B:275:VAL:HG12	1:B:276:GLY:H	1.67	0.59
1:C:95:LYS:HZ1	1:C:98:ILE:HD13	1.64	0.59
1:A:44:GLU:HA	1:A:47:ARG:HB2	1.84	0.59
1:D:237:GLU:HB3	1:D:239:TYR:CE1	2.38	0.59
1:D:251:ILE:HB	1:D:321:ASP:HB2	1.84	0.59
1:D:99:ALA:HB1	1:B:99:ALA:HA	1.76	0.59

Continued on next page...

Continued from previous page...

Atom-1	Atom-2	Interatomic distance (Å)	Clash overlap (Å)
1:A:223:VAL:CG2	1:B:361:LEU:HD22	2.33	0.59
1:C:56:LEU:HD12	1:C:57:GLN:N	2.18	0.59
1:A:74:PRO:HD2	1:A:121:THR:O	2.02	0.59
1:A:91:ASP:O	1:A:95:LYS:HG2	2.03	0.59
1:A:418:LEU:HD21	1:C:408:GLN:HE22	1.63	0.59
1:D:374:ASN:N	1:D:404:ILE:CG2	2.63	0.59
1:B:405:LEU:C	1:B:406:LEU:HG	2.21	0.59
1:D:441:LYS:O	1:D:444:GLU:CB	2.48	0.59
1:C:224:GLN:O	1:C:228:GLU:HG3	2.02	0.59
1:B:290:ALA:CB	1:B:311:LEU:CD1	2.75	0.58
1:A:442:ALA:HB1	1:A:449:LEU:CD2	2.26	0.58
1:C:337:GLU:O	1:C:341:GLU:HG2	2.03	0.58
1:A:197:MET:CE	1:A:206:TYR:CD2	2.85	0.58
1:A:226:LEU:O	1:A:230:ILE:CD1	2.51	0.58
1:B:31:TYR:HB2	1:B:36:SER:CB	2.33	0.58
1:B:278:TYR:CE1	1:B:329:LEU:CB	2.76	0.58
1:C:420:ALA:C	1:C:445:LYS:HZ1	2.07	0.58
1:A:417:VAL:HG12	1:A:445:LYS:HG2	1.86	0.58
1:C:277:ASP:HB2	1:C:288:ILE:CD1	2.25	0.58
1:A:223:VAL:HG21	1:B:361:LEU:CD2	2.33	0.58
1:C:348:GLU:O	1:C:352:ALA:CB	2.45	0.58
1:B:344:LYS:O	1:B:347:GLU:N	2.37	0.58
1:A:61:ALA:C	1:A:64:GLU:CB	2.69	0.58
1:A:71:ARG:HA	1:A:240:ARG:HG2	1.85	0.58
1:A:376:ILE:HD11	1:A:427:ILE:CD1	2.34	0.58
1:B:54:ARG:O	1:B:57:GLN:N	2.36	0.58
1:C:95:LYS:CG	1:C:98:ILE:CB	2.49	0.58
1:C:274:ARG:HB2	1:C:277:ASP:OD1	2.02	0.58
1:B:362:LEU:O	1:B:366:GLN:CB	2.51	0.58
1:C:227:LEU:N	1:C:227:LEU:HD22	2.17	0.58
1:A:263:ILE:HG22	1:A:311:LEU:HG	1.85	0.58
1:D:421:GLN:HA	1:D:445:LYS:HG2	1.85	0.58
1:A:439:LYS:HA	1:A:442:ALA:CB	2.33	0.58
1:D:75:VAL:O	1:D:145:ASP:HB2	2.03	0.58
1:D:146:ILE:HG21	1:D:176:ILE:HD12	1.86	0.58
1:D:377:LEU:CD2	1:D:388:ILE:HD13	2.34	0.58
1:C:466:VAL:HG23	1:C:467:LYS:CA	2.34	0.58
1:D:285:TYR:CE2	1:D:333:LYS:HG2	2.38	0.58
1:C:392:LEU:HD22	1:C:462:VAL:HG11	1.85	0.58
1:C:47:ARG:CG	1:C:51:LYS:NZ	2.67	0.58
1:D:234:ALA:O	1:D:238:ASP:N	2.37	0.58

Continued on next page...

Continued from previous page...

Atom-1	Atom-2	Interatomic distance (Å)	Clash overlap (Å)
1:B:403:ASN:O	1:B:404:ILE:CG1	2.51	0.58
1:D:278:TYR:HE1	1:D:329:LEU:HD23	1.66	0.58
1:D:178:ALA:HB1	1:D:215:ILE:HG12	1.85	0.58
1:A:23:LEU:C	1:A:23:LEU:HD23	2.23	0.58
1:C:340:LYS:O	1:C:341:GLU:C	2.38	0.58
1:C:388:ILE:HG12	1:C:455:ILE:HG23	1.85	0.57
1:A:345:ALA:O	1:A:349:GLU:HG2	2.04	0.57
1:B:146:ILE:HD13	1:B:230:ILE:HG23	1.84	0.57
1:D:385:LEU:C	1:D:389:GLN:HE21	2.06	0.57
1:D:375:LEU:O	1:D:404:ILE:O	2.21	0.57
1:B:5:ARG:NH1	1:B:37:THR:CG2	2.67	0.57
1:C:170:ALA:HA	1:C:455:ILE:CB	2.20	0.57
1:D:143:VAL:HG11	1:D:252:LEU:HD21	1.86	0.57
1:C:466:VAL:HG23	1:C:467:LYS:N	2.18	0.57
1:A:460:ASP:HA	1:A:463:ARG:NE	2.15	0.57
1:C:141:ALA:CB	1:C:250:VAL:CG2	2.82	0.57
1:A:157:ILE:HD12	1:A:199:ARG:NH1	2.01	0.57
1:B:290:ALA:HB3	1:B:311:LEU:CG	2.33	0.57
1:A:223:VAL:CG2	1:B:361:LEU:CD2	2.81	0.57
1:B:190:GLU:O	1:B:194:ARG:CG	2.48	0.57
1:A:204:GLU:HG3	1:A:210:ALA:O	2.04	0.57
1:A:409:VAL:HG12	1:A:410:GLY:N	2.20	0.57
1:D:373:LEU:CG	1:D:374:ASN:N	2.68	0.57
1:A:205:GLU:HG3	1:A:206:TYR:HD1	1.70	0.57
1:A:413:THR:HG23	1:A:416:ASP:CB	2.25	0.57
1:C:59:LYS:C	1:C:62:GLU:HB3	2.25	0.57
1:C:67:LYS:C	1:C:69:LEU:H	2.07	0.57
1:D:374:ASN:CG	1:D:404:ILE:HG23	2.24	0.57
1:C:193:LYS:HG2	1:C:203:PRO:HG2	1.86	0.57
1:D:262:ILE:CG2	1:D:316:LEU:HD23	2.32	0.57
1:D:99:ALA:CB	1:B:99:ALA:O	2.49	0.57
1:D:182:ILE:HD11	1:D:214:PRO:CA	2.33	0.57
1:C:274:ARG:CZ	1:C:301:GLU:OE2	2.51	0.57
1:A:329:LEU:O	1:A:329:LEU:HG	2.04	0.57
1:A:244:ASN:O	1:A:245:ALA:O	2.23	0.57
1:C:155:ASP:C	1:C:158:MET:HE2	2.25	0.57
1:D:179:ILE:H	1:D:214:PRO:HA	1.69	0.57
1:B:137:ARG:HG3	1:B:320:GLY:HA3	1.85	0.57
1:C:268:VAL:HG13	1:C:273:PHE:CD2	2.39	0.57
1:B:81:HIS:ND1	1:B:160:GLN:CD	2.49	0.57
1:B:55:GLY:O	1:B:56:LEU:HD22	2.04	0.57

Continued on next page...

Continued from previous page...

Atom-1	Atom-2	Interatomic distance (Å)	Clash overlap (Å)
1:B:193:LYS:HA	1:B:196:LEU:HD12	1.87	0.57
1:B:255:LYS:C	1:B:262:ILE:HG23	2.21	0.57
1:B:290:ALA:HB3	1:B:311:LEU:CD1	2.34	0.57
1:B:290:ALA:HB3	1:B:311:LEU:HB2	1.87	0.57
1:C:59:LYS:CA	1:C:62:GLU:HB3	2.29	0.57
1:D:181:LYS:HB3	1:D:184:LEU:HD13	1.87	0.57
1:D:374:ASN:HA	1:D:404:ILE:HB	1.84	0.57
1:D:283:GLU:CD	1:D:343:ARG:HE	2.08	0.57
1:A:46:VAL:O	1:A:50:VAL:N	2.35	0.57
1:A:3:LYS:O	1:A:4:VAL:CG2	2.53	0.57
1:D:452:PHE:CE1	1:D:458:LEU:HD13	2.38	0.57
1:A:415:SER:HA	1:A:418:LEU:HB3	1.86	0.57
1:D:74:PRO:HD2	1:D:121:THR:O	2.05	0.57
1:D:108:GLN:NE2	1:D:292:MET:HE1	2.20	0.57
1:C:268:VAL:O	1:C:305:GLY:N	2.25	0.57
1:D:247:PRO:CB	1:D:325:TRP:CD1	2.88	0.57
1:B:59:LYS:C	1:B:61:ALA:N	2.49	0.56
1:D:466:VAL:HG22	1:D:468:GLY:O	2.05	0.56
1:B:158:MET:CB	1:B:159:PRO:CD	2.82	0.56
1:B:343:ARG:O	1:B:344:LYS:C	2.42	0.56
1:C:213:ILE:HD13	1:C:226:LEU:HA	1.87	0.56
1:C:255:LYS:HG2	1:C:263:ILE:HG13	1.88	0.56
1:B:264:ALA:HB2	1:B:313:PHE:CE2	2.40	0.56
1:A:97:ARG:CA	1:A:100:GLU:CB	2.83	0.56
1:A:188:ASP:OD1	1:A:191:LYS:CA	2.53	0.56
1:C:81:HIS:CG	1:C:84:HIS:CD2	2.92	0.56
1:D:179:ILE:HB	1:D:214:PRO:HB3	1.86	0.56
1:B:62:GLU:CD	1:B:65:ARG:NH2	2.58	0.56
1:D:23:LEU:HD12	1:D:23:LEU:C	2.25	0.56
1:C:105:GLY:O	1:C:295:ASP:CA	2.37	0.56
1:A:117:THR:HG22	1:B:362:LEU:CD2	2.34	0.56
1:B:363:ARG:CB	1:B:366:GLN:NE2	2.68	0.56
1:D:31:TYR:CE1	1:D:33:SER:HA	2.40	0.56
1:C:81:HIS:HD1	1:C:160:GLN:CD	2.09	0.56
1:D:385:LEU:C	1:D:388:ILE:HG22	2.26	0.56
1:A:72:ARG:NH1	1:A:240:ARG:N	2.53	0.56
1:B:358:MET:SD	1:B:361:LEU:HD21	2.46	0.56
1:A:345:ALA:O	1:A:346:ARG:C	2.41	0.56
1:A:127:THR:HG22	1:A:128:PRO:CD	2.35	0.56
1:C:107:THR:O	1:C:109:HIS:NE2	2.38	0.56
1:D:157:ILE:HG21	1:D:199:ARG:NE	2.20	0.56

Continued on next page...

Continued from previous page...

Atom-1	Atom-2	Interatomic distance (Å)	Clash overlap (Å)
1:D:465:MET:SD	1:D:466:VAL:HG12	2.44	0.56
1:C:143:VAL:HG11	1:C:252:LEU:CD2	2.35	0.56
1:A:385:LEU:HD13	1:A:385:LEU:C	2.25	0.56
1:C:63:GLU:O	1:C:67:LYS:CD	2.54	0.56
1:D:318:HIS:HB2	1:D:321:ASP:OD1	2.06	0.56
1:A:46:VAL:O	1:A:49:LEU:N	2.39	0.56
1:A:151:ILE:HG12	1:A:161:THR:HG21	1.88	0.56
1:A:9:LEU:O	1:A:13:LEU:HG	2.05	0.56
1:C:81:HIS:HD2	1:C:158:MET:HG3	1.70	0.56
1:A:180:ASN:ND2	1:A:217:ALA:HB2	2.20	0.56
1:C:6:ILE:CG1	1:C:38:LEU:HD11	2.32	0.56
1:B:455:ILE:CD1	1:B:456:TYR:CD1	2.82	0.56
1:C:101:LYS:CB	1:C:106:ILE:CB	2.83	0.56
1:D:91:ASP:HA	1:D:94:ARG:HD3	1.86	0.56
1:A:278:TYR:HB2	1:A:326:VAL:O	2.06	0.56
1:B:110:VAL:O	1:B:265:ASN:CB	2.53	0.56
1:A:435:PRO:HB2	1:A:438:VAL:HG21	1.87	0.56
1:D:138:GLN:HE21	1:D:319:PRO:CB	2.19	0.56
1:C:71:ARG:HB3	1:C:71:ARG:HH11	1.68	0.56
1:B:31:TYR:HB2	1:B:36:SER:HB2	1.87	0.56
1:B:380:ASP:C	1:B:409:VAL:HG11	2.26	0.56
1:A:92:TYR:OH	1:B:361:LEU:CD2	2.45	0.56
1:A:107:THR:O	1:A:108:GLN:C	2.44	0.56
1:D:452:PHE:CD1	1:D:458:LEU:HD13	2.41	0.56
1:C:359:ALA:CA	1:C:362:LEU:CB	2.83	0.56
1:C:79:MET:SD	1:C:164:ALA:CB	2.93	0.56
1:B:369:GLY:C	1:B:371:LYS:H	2.00	0.56
1:A:83:ASP:CB	2:A:900:GDP:C5'	2.84	0.55
1:B:326:VAL:HG12	1:B:331:ALA:CB	2.34	0.55
1:D:434:PRO:HB3	1:D:449:LEU:HD23	1.86	0.55
1:A:455:ILE:O	1:A:458:LEU:CB	2.51	0.55
1:A:459:VAL:HA	1:A:462:VAL:HG23	1.88	0.55
1:A:5:ARG:HG3	1:A:8:GLN:N	2.21	0.55
1:B:255:LYS:CE	1:B:263:ILE:HD11	2.34	0.55
1:D:213:ILE:CD1	1:D:226:LEU:HD13	2.37	0.55
1:A:326:VAL:HG11	1:A:328:ASP:O	2.06	0.55
1:B:233:LEU:O	1:B:237:GLU:HB2	2.06	0.55
1:C:218:LYS:HG3	2:C:900:GDP:C6	2.41	0.55
1:B:204:GLU:O	1:B:207:GLY:N	2.34	0.55
1:D:203:PRO:HA	1:D:210:ALA:O	2.05	0.55
1:B:455:ILE:HD12	1:B:456:TYR:N	2.21	0.55

Continued on next page...

Continued from previous page...

Atom-1	Atom-2	Interatomic distance (Å)	Clash overlap (Å)
1:A:205:GLU:HG3	1:A:206:TYR:CD1	2.41	0.55
1:B:38:LEU:HG	1:B:39:GLU:H	1.71	0.55
1:B:33:SER:O	1:B:35:ALA:N	2.40	0.55
1:B:376:ILE:O	1:B:427:ILE:C	2.45	0.55
1:D:442:ALA:HB1	1:D:447:VAL:CG1	2.31	0.55
1:D:16:GLU:OE1	1:D:17:CYS:C	2.45	0.55
1:B:188:ASP:HB3	1:B:191:LYS:CB	2.35	0.55
1:A:175:LEU:CD1	1:A:175:LEU:N	2.70	0.55
1:B:110:VAL:O	1:B:265:ASN:ND2	2.40	0.55
1:D:62:GLU:C	1:D:64:GLU:N	2.59	0.55
1:D:64:GLU:O	1:D:64:GLU:CD	2.45	0.55
1:C:289:ARG:N	1:C:311:LEU:O	2.33	0.55
1:A:417:VAL:HG12	1:A:445:LYS:CG	2.36	0.55
1:A:83:ASP:CB	2:A:900:GDP:H5"	2.37	0.55
1:D:114:GLU:HG2	1:D:123:VAL:HG22	1.89	0.55
1:D:345:ALA:O	1:D:349:GLU:N	2.38	0.55
1:B:388:ILE:O	1:B:390:HIS:N	2.40	0.55
1:A:466:VAL:C	1:A:468:GLY:H	2.10	0.55
1:A:188:ASP:O	1:A:188:ASP:OD1	2.24	0.55
1:C:354:ARG:O	1:C:355:PRO:C	2.36	0.55
1:A:288:ILE:HG23	1:A:310:VAL:HG13	1.88	0.55
1:C:71:ARG:CB	1:C:239:TYR:O	2.54	0.55
1:D:137:ARG:HH22	1:C:205:GLU:HB3	1.71	0.55
1:D:6:ILE:O	1:D:6:ILE:HG23	2.05	0.55
1:B:380:ASP:N	1:B:409:VAL:CG1	2.65	0.55
1:A:435:PRO:HB2	1:A:438:VAL:CG2	2.37	0.55
1:B:433:ASN:O	1:B:435:PRO:HD3	2.06	0.55
1:A:46:VAL:HG13	1:A:50:VAL:HG22	1.87	0.55
1:C:293:ASP:C	1:C:295:ASP:N	2.59	0.55
1:A:118:PRO:HG2	1:B:366:GLN:HA	1.84	0.55
1:C:353:ARG:HB3	1:C:357:THR:CB	2.36	0.55
1:A:373:LEU:HD22	1:A:465:MET:O	2.06	0.55
1:A:460:ASP:CA	1:A:463:ARG:HE	2.15	0.55
1:D:354:ARG:N	1:D:355:PRO:HD3	2.22	0.55
1:A:107:THR:O	1:A:108:GLN:O	2.25	0.55
1:C:201:PHE:CD1	1:C:201:PHE:N	2.75	0.55
1:B:404:ILE:HG22	1:B:405:LEU:N	2.21	0.55
1:D:6:ILE:CD1	1:D:24:LEU:HD11	2.37	0.55
1:C:53:GLN:HA	1:C:56:LEU:CD2	2.37	0.55
1:D:40:GLU:CG	1:D:41:LYS:N	2.70	0.55
1:D:262:ILE:HG23	1:D:316:LEU:HD21	1.89	0.54

Continued on next page...

Continued from previous page...

Atom-1	Atom-2	Interatomic distance (Å)	Clash overlap (Å)
1:B:393:ALA:HB2	1:B:398:GLU:CB	2.36	0.54
1:D:433:ASN:OD1	1:D:434:PRO:CD	2.54	0.54
1:C:108:GLN:HA	1:C:109:HIS:HD2	1.72	0.54
1:C:263:ILE:HG22	1:C:311:LEU:HD21	1.88	0.54
1:B:163:GLU:O	1:B:164:ALA:C	2.46	0.54
1:A:83:ASP:HB3	2:A:900:GDP:H5'	1.90	0.54
1:A:184:LEU:HG	2:A:900:GDP:HN21	1.69	0.54
1:C:353:ARG:CB	1:C:357:THR:CG2	2.72	0.54
1:C:79:MET:C	1:C:86:LYS:HD3	2.27	0.54
1:A:127:THR:HG22	1:A:128:PRO:HD2	1.89	0.54
1:D:250:VAL:HG13	1:D:250:VAL:O	2.07	0.54
1:C:153:ALA:HB3	1:C:181:LYS:HB2	1.89	0.54
1:D:50:VAL:O	1:D:54:ARG:HB2	2.07	0.54
1:D:445:LYS:HG3	1:D:446:GLY:N	2.23	0.54
1:A:226:LEU:O	1:A:230:ILE:HD12	2.06	0.54
1:A:143:VAL:HG13	1:A:267:LEU:HD22	1.88	0.54
1:A:278:TYR:CD2	1:A:328:ASP:C	2.81	0.54
1:A:371:LYS:HB3	1:A:400:VAL:HG22	1.87	0.54
1:C:143:VAL:O	1:C:143:VAL:HG12	2.06	0.54
1:A:197:MET:CE	1:A:206:TYR:CE2	2.90	0.54
1:A:206:TYR:HD2	1:B:254:SER:O	1.90	0.54
1:A:415:SER:O	1:A:418:LEU:N	2.41	0.54
1:C:95:LYS:O	1:C:98:ILE:CG1	2.54	0.54
1:C:71:ARG:HD3	1:C:238:ASP:OD1	2.08	0.54
1:D:413:THR:HG23	1:D:416:ASP:H	1.72	0.54
1:C:53:GLN:O	1:C:56:LEU:CG	2.45	0.54
1:C:225:ASP:HA	1:C:228:GLU:CD	2.27	0.54
1:B:128:PRO:CD	1:B:129:GLY:N	2.70	0.54
1:B:405:LEU:HD12	1:B:406:LEU:HD21	1.88	0.54
1:B:69:LEU:HD11	1:B:242:ASP:HB2	1.89	0.54
1:A:217:ALA:HB3	2:A:900:GDP:N7	2.23	0.54
1:A:216:SER:HB3	1:A:221:GLN:HB3	1.88	0.54
1:A:375:LEU:HA	1:A:425:ALA:HB1	1.89	0.54
1:D:97:ARG:NE	1:D:114:GLU:HB2	2.22	0.54
1:B:363:ARG:HA	1:B:366:GLN:CG	2.09	0.54
1:B:455:ILE:CG1	1:B:456:TYR:N	2.71	0.54
1:C:366:GLN:O	1:C:367:GLU:C	2.44	0.54
1:C:59:LYS:O	1:C:60:LEU:C	2.45	0.54
1:D:388:ILE:HG22	1:D:389:GLN:H	1.72	0.54
1:B:273:PHE:HZ	1:B:323:VAL:HG12	1.73	0.54
1:A:146:ILE:HG23	1:A:174:LYS:O	2.07	0.54

Continued on next page...

Continued from previous page...

Atom-1	Atom-2	Interatomic distance (Å)	Clash overlap (Å)
1:D:378:ARG:NH2	1:D:406:LEU:CD2	2.69	0.53
1:C:286:GLY:HA3	1:C:312:GLY:O	2.07	0.53
1:C:13:LEU:HD13	1:C:50:VAL:HG11	1.89	0.53
1:A:127:THR:HG23	1:A:128:PRO:HD3	1.86	0.53
1:C:188:ASP:HB3	1:C:191:LYS:HB2	1.86	0.53
1:A:303:GLY:O	1:A:306:SER:HB2	2.07	0.53
1:A:157:ILE:HG21	1:A:199:ARG:NH1	2.22	0.53
1:D:421:GLN:NE2	1:D:445:LYS:HB2	2.23	0.53
1:D:76:VAL:O	1:D:125:ILE:HG12	2.08	0.53
1:D:317:PRO:C	1:D:321:ASP:OD2	2.46	0.53
1:C:4:VAL:HG11	1:C:8:GLN:HB3	1.90	0.53
1:A:352:ALA:HA	1:A:355:PRO:CD	2.39	0.53
1:A:45:ALA:O	1:A:49:LEU:CD1	2.46	0.53
1:A:94:ARG:CZ	1:A:126:ASP:OD2	2.56	0.53
1:C:47:ARG:CG	1:C:51:LYS:HZ2	2.20	0.53
1:C:141:ALA:HB1	1:C:250:VAL:CG2	2.38	0.53
1:B:128:PRO:HD2	1:B:129:GLY:H	1.74	0.53
1:A:373:LEU:CB	1:A:402:ILE:HG22	2.36	0.53
1:C:59:LYS:C	1:C:62:GLU:CB	2.77	0.53
1:D:253:GLU:O	1:D:265:ASN:N	2.41	0.53
1:D:59:LYS:O	1:D:63:GLU:HB2	2.08	0.53
1:C:95:LYS:HB2	1:C:98:ILE:HG21	1.76	0.53
1:A:409:VAL:CG1	1:A:410:GLY:N	2.71	0.53
1:C:71:ARG:CD	1:C:238:ASP:HA	2.39	0.53
1:B:380:ASP:C	1:B:380:ASP:OD1	2.46	0.53
1:B:70:PRO:O	1:B:240:ARG:HB3	2.08	0.53
1:A:184:LEU:CG	2:A:900:GDP:HN21	2.20	0.53
1:D:345:ALA:C	1:D:348:GLU:HB3	2.28	0.53
1:B:427:ILE:HG12	1:B:449:LEU:CD2	2.14	0.53
1:A:149:ILE:HD13	1:A:149:ILE:N	2.24	0.53
1:B:234:ALA:HA	1:B:239:TYR:CE2	2.43	0.53
1:A:142:LYS:HE2	1:A:171:ALA:O	2.08	0.53
1:B:256:LEU:HD13	1:B:316:LEU:CD1	2.38	0.53
1:C:3:LYS:CB	1:C:37:THR:OG1	2.55	0.53
1:D:16:GLU:CG	1:D:17:CYS:N	2.71	0.53
1:B:4:VAL:HG23	1:B:8:GLN:OE1	2.01	0.53
1:C:81:HIS:O	1:C:84:HIS:HB2	2.08	0.53
1:C:66:ARG:C	1:C:69:LEU:HG	2.29	0.53
1:C:449:LEU:HD23	1:C:450:LYS:N	2.24	0.53
1:B:246:GLU:O	1:B:247:PRO:C	2.43	0.53
1:D:16:GLU:OE2	1:D:17:CYS:HB2	2.08	0.53

Continued on next page...

Continued from previous page...

Atom-1	Atom-2	Interatomic distance (Å)	Clash overlap (Å)
1:B:455:ILE:HG13	1:B:456:TYR:H	1.73	0.53
1:C:223:VAL:HG12	1:C:227:LEU:CD2	2.35	0.53
1:D:352:ALA:O	1:D:355:PRO:CG	2.51	0.53
1:D:143:VAL:HG11	1:D:252:LEU:CD2	2.39	0.53
1:B:38:LEU:CD1	1:B:42:ASP:CB	2.79	0.53
1:D:23:LEU:HA	1:D:26:GLN:HG2	1.91	0.53
1:B:133:PHE:CB	1:B:167:HIS:HB3	2.39	0.53
1:A:435:PRO:HD2	1:A:438:VAL:HB	1.91	0.53
1:D:452:PHE:CD2	1:D:458:LEU:HD22	2.45	0.53
1:D:89:LEU:HD12	1:D:89:LEU:O	2.09	0.53
1:B:433:ASN:O	1:B:435:PRO:CG	2.57	0.53
1:C:127:THR:O	1:C:127:THR:HG23	2.08	0.53
1:D:345:ALA:O	1:D:346:ARG:C	2.45	0.53
1:C:392:LEU:HA	1:C:395:GLU:HB2	1.91	0.53
1:D:62:GLU:O	1:D:65:ARG:N	2.41	0.53
1:B:209:ASP:C	1:B:209:ASP:OD1	2.45	0.53
1:A:40:GLU:C	1:A:43:ALA:CB	2.64	0.52
1:C:54:ARG:O	1:C:57:GLN:N	2.41	0.52
1:B:93:LEU:HD21	1:B:227:LEU:HD11	1.91	0.52
1:C:81:HIS:O	1:C:84:HIS:HD2	1.91	0.52
1:A:373:LEU:HB3	1:A:402:ILE:HA	1.91	0.52
1:A:73:PRO:CG	1:A:305:GLY:HA3	2.36	0.52
1:D:113:PHE:HD2	1:D:126:ASP:HB2	1.75	0.52
1:C:346:ARG:O	1:C:350:GLU:N	2.42	0.52
1:C:227:LEU:CD2	1:C:227:LEU:H	2.20	0.52
1:A:227:LEU:HD11	1:B:358:MET:HE3	1.87	0.52
1:B:363:ARG:HB3	1:B:366:GLN:NE2	2.24	0.52
1:B:84:HIS:NE2	1:B:155:ASP:HB2	2.24	0.52
1:D:142:LYS:O	1:D:142:LYS:HG2	2.09	0.52
1:D:374:ASN:HA	1:D:404:ILE:CA	2.39	0.52
1:A:371:LYS:HG3	1:A:400:VAL:HG22	1.90	0.52
1:C:117:THR:HB	1:C:118:PRO:HD2	1.91	0.52
1:B:285:TYR:O	1:B:314:GLN:N	2.36	0.52
1:D:372:GLU:OE1	1:D:372:GLU:N	2.43	0.52
1:C:466:VAL:O	1:C:468:GLY:HA3	2.08	0.52
1:A:9:LEU:HD23	1:A:20:LEU:HD21	1.91	0.52
1:A:274:ARG:O	1:A:277:ASP:CG	2.47	0.52
1:A:453:ARG:HD3	1:A:453:ARG:N	2.25	0.52
1:A:188:ASP:CG	1:A:191:LYS:HB2	2.29	0.52
1:A:87:THR:CB	2:A:900:GDP:O2A	2.45	0.52
1:C:170:ALA:CA	1:C:455:ILE:HB	2.20	0.52

Continued on next page...

Continued from previous page...

Atom-1	Atom-2	Interatomic distance (Å)	Clash overlap (Å)
1:C:120:GLY:N	1:C:231:LEU:HD21	2.24	0.52
1:B:351:LYS:O	1:B:351:LYS:HG2	2.08	0.52
1:B:463:ARG:O	1:B:465:MET:N	2.42	0.52
1:C:346:ARG:HA	1:C:349:GLU:HB2	1.92	0.52
1:C:227:LEU:H	1:C:227:LEU:HD23	1.75	0.52
1:A:412:PRO:HD2	1:A:435:PRO:HD3	1.92	0.52
1:C:151:ILE:HG22	1:C:156:GLY:O	2.10	0.52
1:C:67:LYS:C	1:C:69:LEU:N	2.59	0.52
1:B:411:ALA:N	1:B:434:PRO:CD	2.66	0.52
1:D:338:GLU:CG	1:D:339:ARG:H	2.22	0.52
1:C:95:LYS:CG	1:C:95:LYS:O	2.57	0.52
1:C:155:ASP:C	1:C:158:MET:CE	2.78	0.52
1:A:86:LYS:HG2	2:A:900:GDP:O3B	2.09	0.52
1:D:97:ARG:HE	1:D:114:GLU:HB2	1.74	0.52
1:D:343:ARG:O	1:D:347:GLU:HB2	2.10	0.52
1:A:342:GLU:O	1:A:345:ALA:HB3	2.10	0.52
1:B:53:GLN:CA	1:B:56:LEU:HB2	2.39	0.52
1:B:6:ILE:HG21	1:B:34:HIS:CB	2.34	0.52
1:C:467:LYS:CD	1:C:467:LYS:N	2.72	0.52
1:B:380:ASP:C	1:B:409:VAL:HG12	2.22	0.52
1:D:247:PRO:O	1:D:325:TRP:HB2	2.10	0.52
1:B:93:LEU:CD2	1:B:227:LEU:HD11	2.39	0.52
1:A:422:THR:CB	1:C:406:LEU:HD22	2.36	0.52
1:C:148:VAL:O	1:C:148:VAL:HG12	2.10	0.52
1:B:256:LEU:CD1	1:B:316:LEU:HD11	2.40	0.51
1:A:143:VAL:O	1:A:143:VAL:HG12	2.09	0.51
1:B:346:ARG:O	1:B:349:GLU:N	2.43	0.51
1:D:157:ILE:CG2	1:D:199:ARG:NH2	2.73	0.51
1:B:433:ASN:O	1:B:435:PRO:HG3	2.10	0.51
1:B:462:VAL:O	1:B:465:MET:CG	2.59	0.51
1:A:310:VAL:HG11	1:A:313:PHE:HZ	1.75	0.51
1:A:272:THR:HA	1:A:302:ALA:O	2.09	0.51
1:A:396:SER:HB2	1:A:401:LYS:HA	1.92	0.51
1:B:5:ARG:CD	1:B:35:ALA:HB1	2.40	0.51
1:C:182:ILE:HG22	1:C:216:SER:CB	2.37	0.51
1:A:98:ILE:HG23	1:A:99:ALA:N	2.26	0.51
1:D:412:PRO:HG2	1:D:435:PRO:HD2	1.91	0.51
1:D:435:PRO:HB2	1:D:438:VAL:HG23	1.93	0.51
1:B:422:THR:HG23	1:B:423:ALA:H	1.68	0.51
1:D:146:ILE:CG2	1:D:176:ILE:HD12	2.40	0.51
1:C:3:LYS:CA	1:C:38:LEU:O	2.56	0.51

Continued on next page...

Continued from previous page...

Atom-1	Atom-2	Interatomic distance (Å)	Clash overlap (Å)
1:B:353:ARG:C	1:B:355:PRO:CD	2.79	0.51
1:C:15:MET:SD	1:C:54:ARG:NH2	2.84	0.51
1:A:3:LYS:C	1:A:4:VAL:HG23	2.31	0.51
1:D:192:VAL:HA	1:D:195:GLN:OE1	2.10	0.51
1:C:249:GLY:O	1:C:322:VAL:HG13	2.11	0.51
1:D:7:TYR:HD2	1:D:34:HIS:O	1.94	0.51
1:A:40:GLU:O	1:A:44:GLU:N	2.43	0.51
1:B:277:ASP:HB2	1:B:288:ILE:HD11	1.93	0.51
1:B:377:LEU:HD23	1:B:428:LEU:CB	2.41	0.51
1:C:350:GLU:O	1:C:353:ARG:N	2.41	0.51
1:C:170:ALA:HB3	1:C:456:TYR:CE2	2.46	0.51
1:D:354:ARG:O	1:D:355:PRO:C	2.48	0.51
1:A:154:ASP:OD1	1:A:155:ASP:CG	2.49	0.51
1:B:128:PRO:HD3	1:B:253:GLU:OE2	2.10	0.51
1:D:143:VAL:CG1	1:D:252:LEU:HD21	2.41	0.51
1:B:251:ILE:HB	1:B:321:ASP:HB2	1.92	0.51
1:B:117:THR:O	1:B:120:GLY:N	2.34	0.51
1:B:376:ILE:HG22	1:B:427:ILE:CB	2.40	0.51
1:A:398:GLU:O	1:A:400:VAL:O	2.28	0.51
1:A:414:GLU:O	1:A:418:LEU:N	2.40	0.51
1:A:343:ARG:O	1:A:344:LYS:C	2.44	0.51
1:B:342:GLU:O	1:B:345:ALA:N	2.43	0.51
1:C:218:LYS:HG2	2:C:900:GDP:C5	2.46	0.51
1:C:414:GLU:O	1:C:417:VAL:N	2.44	0.51
1:C:253:GLU:HB2	1:C:265:ASN:HB2	1.92	0.51
1:A:437:SER:C	1:A:440:LYS:H	2.14	0.51
1:A:40:GLU:C	1:A:42:ASP:N	2.52	0.51
1:D:407:ALA:O	1:D:408:GLN:OE1	2.29	0.51
1:C:427:ILE:CB	1:C:449:LEU:HG	2.28	0.51
1:C:125:ILE:HG21	1:C:127:THR:HG22	1.80	0.51
1:B:272:THR:HG22	1:B:273:PHE:N	2.26	0.51
1:C:466:VAL:C	1:C:468:GLY:N	2.21	0.51
1:A:208:GLY:HA2	1:B:129:GLY:HA3	1.93	0.51
1:D:139:ARG:HD3	1:D:167:HIS:ND1	2.25	0.51
1:C:59:LYS:O	1:C:62:GLU:N	2.44	0.51
1:D:89:LEU:HA	1:D:217:ALA:HB1	1.92	0.51
1:D:375:LEU:CD1	1:D:375:LEU:C	2.69	0.51
1:A:278:TYR:CD2	1:A:329:LEU:N	2.78	0.51
1:A:169:LYS:C	1:A:455:ILE:HD12	2.31	0.51
1:A:452:PHE:CD1	1:A:458:LEU:HA	2.45	0.51
1:D:310:VAL:HG12	1:D:313:PHE:HE1	1.64	0.51

Continued on next page...

Continued from previous page...

Atom-1	Atom-2	Interatomic distance (Å)	Clash overlap (Å)
1:D:154:ASP:OD1	1:D:154:ASP:O	2.29	0.51
1:C:162:GLU:HB3	1:C:390:HIS:CE1	2.46	0.51
1:C:245:ALA:O	1:C:246:GLU:C	2.48	0.51
1:C:71:ARG:CA	1:C:239:TYR:O	2.59	0.51
1:D:374:ASN:HA	1:D:404:ILE:HA	1.93	0.51
1:D:122:VAL:CG1	1:D:124:PHE:CE1	2.90	0.51
1:C:169:LYS:HD2	1:C:201:PHE:CZ	2.46	0.51
1:C:466:VAL:CG2	1:C:467:LYS:N	2.73	0.51
1:B:118:PRO:HD2	1:B:119:GLN:HG2	1.92	0.51
1:B:388:ILE:O	1:B:389:GLN:C	2.49	0.51
1:D:412:PRO:CG	1:D:434:PRO:HA	2.41	0.51
1:B:455:ILE:HG13	1:B:456:TYR:N	2.26	0.51
1:D:361:LEU:CD1	1:C:92:TYR:OH	2.59	0.51
1:A:25:ASP:OD1	1:A:31:TYR:HE2	1.39	0.51
1:A:190:GLU:CG	1:A:194:ARG:HH21	2.24	0.51
1:C:107:THR:O	1:C:109:HIS:CD2	2.63	0.51
1:C:283:GLU:O	1:C:336:ALA:HB1	2.12	0.51
1:A:203:PRO:CB	1:A:205:GLU:HG2	2.41	0.50
1:A:61:ALA:CA	1:A:64:GLU:CB	2.89	0.50
1:D:94:ARG:HH22	1:D:109:HIS:CE1	2.29	0.50
1:D:86:LYS:O	1:D:87:THR:C	2.49	0.50
1:B:75:VAL:HG12	1:B:144:ALA:HA	1.92	0.50
1:A:164:ALA:O	1:A:168:ALA:CB	2.59	0.50
1:C:5:ARG:O	1:C:8:GLN:CG	2.59	0.50
1:C:471:GLU:O	1:C:472:PRO:C	2.46	0.50
1:D:438:VAL:O	1:D:442:ALA:N	2.38	0.50
1:A:430:PHE:CZ	1:A:455:ILE:HG13	2.46	0.50
1:C:108:GLN:CA	1:C:109:HIS:HD2	2.23	0.50
1:C:83:ASP:HA	2:C:900:GDP:O3B	2.12	0.50
1:A:82:VAL:C	2:A:900:GDP:O1B	2.42	0.50
1:C:72:ARG:NH1	1:C:145:ASP:OD2	2.44	0.50
1:D:89:LEU:HD23	1:D:150:VAL:HG21	1.93	0.50
1:C:391:ILE:CG2	1:C:459:VAL:HG21	2.40	0.50
1:D:461:GLU:OE1	1:D:461:GLU:O	2.29	0.50
1:B:184:LEU:CD1	1:B:184:LEU:N	2.72	0.50
1:B:442:ALA:O	1:B:447:VAL:HG23	2.06	0.50
1:A:5:ARG:O	1:A:6:ILE:C	2.49	0.50
1:C:387:ALA:O	1:C:390:HIS:N	2.44	0.50
1:C:180:ASN:O	1:C:180:ASN:OD1	2.30	0.50
1:B:411:ALA:HB3	1:B:434:PRO:HG2	1.83	0.50
1:D:247:PRO:HB2	1:D:325:TRP:CD1	2.44	0.50

Continued on next page...

Continued from previous page...

Atom-1	Atom-2	Interatomic distance (Å)	Clash overlap (Å)
1:B:188:ASP:O	1:B:191:LYS:HB3	2.11	0.50
1:D:361:LEU:HD12	1:C:92:TYR:OH	2.10	0.50
1:B:341:GLU:O	1:B:342:GLU:C	2.46	0.50
1:C:320:GLY:O	1:C:321:ASP:O	2.28	0.50
1:C:421:GLN:HG3	1:C:445:LYS:HZ3	1.74	0.50
1:A:415:SER:OG	1:A:416:ASP:N	2.45	0.50
1:D:350:GLU:O	1:D:351:LYS:C	2.50	0.50
1:D:158:MET:O	1:D:162:GLU:HG3	2.12	0.50
1:C:236:LEU:O	1:C:236:LEU:CD2	2.53	0.50
1:A:232:LEU:HG	1:A:236:LEU:HD11	1.94	0.50
1:B:12:GLU:CG	1:B:13:LEU:N	2.74	0.50
1:B:13:LEU:N	1:B:13:LEU:HD12	2.25	0.50
1:D:293:ASP:HB3	1:D:297:ASN:N	2.26	0.50
1:A:340:LYS:HA	1:A:343:ARG:HG2	1.93	0.50
1:B:20:LEU:O	1:B:21:LEU:C	2.46	0.50
1:B:303:GLY:O	1:B:306:SER:OG	2.29	0.50
1:D:278:TYR:HB2	1:D:326:VAL:HG23	1.92	0.50
1:A:326:VAL:CG1	1:A:327:PRO:HD2	2.25	0.50
1:B:147:ALA:N	1:B:174:LYS:O	2.38	0.50
1:C:70:PRO:O	1:C:240:ARG:HA	2.11	0.50
1:D:74:PRO:HG2	1:D:122:VAL:HG13	1.93	0.50
1:C:193:LYS:O	1:C:197:MET:HG3	2.11	0.50
1:B:4:VAL:CG2	1:B:5:ARG:N	2.34	0.50
1:D:278:TYR:CE1	1:D:287:ARG:HB2	2.45	0.50
1:A:220:GLY:O	1:A:223:VAL:HG22	2.11	0.50
1:A:413:THR:CG2	1:A:416:ASP:CA	2.90	0.50
1:B:436:GLY:O	1:B:438:VAL:N	2.45	0.50
1:D:434:PRO:CB	1:D:449:LEU:HD23	2.41	0.50
1:A:346:ARG:O	1:A:349:GLU:CA	2.60	0.50
1:C:268:VAL:HG13	1:C:273:PHE:HD2	1.77	0.50
1:B:341:GLU:O	1:B:345:ALA:N	2.41	0.50
1:A:245:ALA:C	1:A:246:GLU:O	2.38	0.50
1:A:164:ALA:O	1:A:168:ALA:HB2	2.12	0.50
1:C:154:ASP:OD1	1:C:155:ASP:OD1	2.30	0.49
1:A:375:LEU:CA	1:A:425:ALA:HB1	2.41	0.49
1:D:75:VAL:H	1:D:145:ASP:CG	2.09	0.49
1:C:7:TYR:HB3	1:C:34:HIS:HD2	1.77	0.49
1:D:25:ASP:CA	1:D:29:VAL:HB	2.39	0.49
1:D:278:TYR:CZ	1:D:329:LEU:HD23	2.47	0.49
1:B:346:ARG:O	1:B:349:GLU:CB	2.60	0.49
1:D:288:ILE:HD13	1:D:291:MET:HE3	1.94	0.49

Continued on next page...

Continued from previous page...

Atom-1	Atom-2	Interatomic distance (Å)	Clash overlap (Å)
1:A:415:SER:O	1:A:418:LEU:C	2.46	0.49
1:A:415:SER:O	1:A:418:LEU:CA	2.60	0.49
1:D:137:ARG:HH12	1:D:318:HIS:HB3	1.77	0.49
1:B:34:HIS:C	1:B:36:SER:N	2.65	0.49
1:B:62:GLU:CD	1:B:65:ARG:HH21	2.14	0.49
1:C:353:ARG:CB	1:C:357:THR:OG1	2.60	0.49
1:C:170:ALA:CB	1:C:456:TYR:CD2	2.95	0.49
1:B:263:ILE:HD12	1:B:309:GLN:HE22	1.77	0.49
1:A:343:ARG:CG	1:A:344:LYS:N	2.74	0.49
1:B:403:ASN:C	1:B:404:ILE:CG1	2.71	0.49
1:D:417:VAL:HG11	1:D:441:LYS:HB3	1.94	0.49
1:B:155:ASP:O	1:B:158:MET:CE	2.61	0.49
1:B:418:LEU:O	1:B:419:LEU:C	2.50	0.49
1:B:411:ALA:N	1:B:434:PRO:HD2	2.26	0.49
1:B:362:LEU:C	1:B:366:GLN:HB3	2.32	0.49
1:D:62:GLU:O	1:D:64:GLU:N	2.46	0.49
1:B:156:GLY:HA2	1:B:192:VAL:HG22	1.94	0.49
1:A:413:THR:CG2	1:A:416:ASP:HB2	2.39	0.49
1:D:377:LEU:HD22	1:D:388:ILE:HD13	1.93	0.49
1:C:116:LYS:HD3	1:C:121:THR:CG2	2.40	0.49
1:B:358:MET:O	1:B:361:LEU:HG	2.13	0.49
1:D:417:VAL:HG11	1:D:441:LYS:CB	2.41	0.49
1:C:388:ILE:HG21	1:C:458:LEU:HD22	1.94	0.49
1:C:375:LEU:HD21	1:C:426:ALA:HB3	1.94	0.49
1:B:146:ILE:HD13	1:B:230:ILE:CG2	2.42	0.49
1:D:4:VAL:O	1:D:37:THR:CA	2.60	0.49
1:A:245:ALA:O	1:A:246:GLU:O	2.29	0.49
1:C:447:VAL:CG1	1:C:448:LEU:N	2.75	0.49
1:A:81:HIS:HA	1:A:160:GLN:OE1	2.12	0.49
1:A:351:LYS:O	1:A:355:PRO:CG	2.61	0.49
1:A:23:LEU:O	1:A:23:LEU:HD23	2.11	0.49
1:D:113:PHE:CD2	1:D:126:ASP:HB2	2.46	0.49
1:A:450:LYS:HB3	1:A:452:PHE:CZ	2.48	0.49
1:C:4:VAL:HG11	1:C:8:GLN:CG	2.37	0.49
1:D:412:PRO:HG2	1:D:435:PRO:CD	2.42	0.49
1:D:356:ARG:O	1:D:357:THR:C	2.48	0.49
1:A:459:VAL:O	1:A:462:VAL:HB	2.13	0.49
1:C:375:LEU:O	1:C:405:LEU:N	2.36	0.49
1:D:366:GLN:O	1:D:368:GLU:N	2.46	0.49
1:B:226:LEU:O	1:B:230:ILE:HG13	2.13	0.49
1:A:273:PHE:HE1	1:A:279:VAL:HG12	1.78	0.49

Continued on next page...

Continued from previous page...

Atom-1	Atom-2	Interatomic distance (Å)	Clash overlap (Å)
1:C:81:HIS:O	1:C:84:HIS:CG	2.66	0.49
1:A:203:PRO:HG2	1:A:206:TYR:CE1	2.47	0.49
1:A:180:ASN:HD21	1:A:217:ALA:HB3	1.78	0.49
1:D:388:ILE:C	1:D:391:ILE:HG22	2.30	0.49
1:C:3:LYS:CB	1:C:38:LEU:O	2.60	0.49
1:A:352:ALA:HA	1:A:355:PRO:HD2	1.95	0.49
1:A:61:ALA:O	1:A:65:ARG:N	2.46	0.49
1:B:387:ALA:O	1:B:390:HIS:HB3	2.13	0.49
1:D:92:TYR:O	1:D:96:SER:HB3	2.13	0.49
1:C:316:LEU:HB2	1:C:317:PRO:CD	2.43	0.49
1:B:92:TYR:CE2	1:B:220:GLY:HA3	2.48	0.49
1:C:71:ARG:HA	1:C:239:TYR:O	2.13	0.49
1:B:9:LEU:HD12	1:B:12:GLU:OE1	2.12	0.49
1:D:255:LYS:HA	1:C:197:MET:HE1	1.95	0.49
1:C:285:TYR:O	1:C:314:GLN:HB3	2.12	0.49
1:C:362:LEU:C	1:C:364:ALA:N	2.66	0.49
1:C:47:ARG:C	1:C:47:ARG:HD2	2.33	0.49
1:B:110:VAL:O	1:B:265:ASN:CG	2.51	0.49
1:A:445:LYS:O	1:A:445:LYS:HG3	2.13	0.49
1:A:418:LEU:CD2	1:C:408:GLN:NE2	2.67	0.49
1:D:85:GLY:O	1:D:89:LEU:N	2.44	0.49
1:B:326:VAL:HG11	1:B:331:ALA:CB	2.41	0.49
1:C:97:ARG:HH12	1:C:114:GLU:H	1.60	0.49
1:A:421:GLN:HG2	1:A:421:GLN:O	2.10	0.49
1:B:254:SER:HB2	1:B:317:PRO:HD2	1.95	0.48
1:A:420:ALA:O	1:A:423:ALA:HB3	2.13	0.48
1:C:197:MET:N	1:C:201:PHE:O	2.46	0.48
1:C:6:ILE:O	1:C:7:TYR:C	2.50	0.48
1:D:344:LYS:O	1:D:348:GLU:HB2	2.13	0.48
1:B:153:ALA:CB	1:B:187:ALA:HB1	2.43	0.48
1:D:69:LEU:HB3	1:D:70:PRO:HD2	1.95	0.48
1:B:34:HIS:C	1:B:36:SER:H	2.16	0.48
1:B:5:ARG:CG	1:B:5:ARG:HH11	2.18	0.48
1:D:411:ALA:HB1	1:D:412:PRO:HD2	1.94	0.48
1:D:90:LEU:O	1:D:93:LEU:N	2.40	0.48
1:D:310:VAL:HG11	1:D:313:PHE:HE1	1.78	0.48
1:B:147:ALA:HB1	1:B:168:ALA:HB1	1.94	0.48
1:C:74:PRO:HB3	1:C:239:TYR:HE2	1.74	0.48
1:A:399:ASP:OD1	1:A:400:VAL:N	2.46	0.48
1:C:225:ASP:O	1:C:228:GLU:HB2	2.13	0.48
1:C:143:VAL:HG22	1:C:250:VAL:HG11	1.95	0.48

Continued on next page...

Continued from previous page...

Atom-1	Atom-2	Interatomic distance (Å)	Clash overlap (Å)
1:D:445:LYS:O	1:D:445:LYS:CD	2.61	0.48
1:D:373:LEU:HG	1:D:374:ASN:H	1.73	0.48
1:C:3:LYS:CB	1:C:38:LEU:N	2.76	0.48
1:D:22:GLU:CD	1:D:26:GLN:NE2	2.66	0.48
1:D:94:ARG:HG2	1:D:113:PHE:CE1	2.44	0.48
1:D:215:ILE:HG22	1:D:222:GLY:HA3	1.95	0.48
1:B:141:ALA:O	1:B:142:LYS:C	2.49	0.48
1:B:258:LYS:HG3	1:B:259:GLN:CG	2.24	0.48
1:A:398:GLU:O	1:A:400:VAL:N	2.47	0.48
1:A:456:TYR:C	1:A:458:LEU:N	2.67	0.48
1:B:162:GLU:O	1:B:162:GLU:CG	2.62	0.48
1:C:81:HIS:O	1:C:84:HIS:CB	2.62	0.48
1:A:85:GLY:HA3	1:A:180:ASN:HD22	1.77	0.48
1:D:94:ARG:CG	1:D:113:PHE:CE2	2.91	0.48
1:D:278:TYR:CE1	1:D:287:ARG:HD2	2.49	0.48
1:C:347:GLU:O	1:C:350:GLU:HG2	2.13	0.48
1:D:78:ILE:HG22	1:D:86:LYS:HB2	1.94	0.48
1:D:310:VAL:HG11	1:D:313:PHE:CE1	2.47	0.48
1:C:154:ASP:OD1	1:C:155:ASP:N	2.47	0.48
1:B:38:LEU:HD21	1:B:39:GLU:HB2	1.95	0.48
1:D:377:LEU:HD21	1:D:388:ILE:HD13	1.96	0.48
1:C:190:GLU:O	1:C:193:LYS:HB2	2.13	0.48
1:D:278:TYR:CA	1:D:326:VAL:HG23	2.44	0.48
1:D:412:PRO:CD	1:D:435:PRO:HD3	2.42	0.48
1:D:16:GLU:CG	1:D:17:CYS:H	2.26	0.48
1:C:90:LEU:HD22	1:C:113:PHE:HE1	1.63	0.48
1:C:287:ARG:N	1:C:312:GLY:O	2.42	0.48
1:B:443:GLU:N	1:B:447:VAL:CG2	2.69	0.48
1:D:338:GLU:O	1:D:342:GLU:HG3	2.13	0.48
1:B:122:VAL:HG12	1:B:124:PHE:CE1	2.49	0.48
1:C:71:ARG:HD2	1:C:238:ASP:C	2.34	0.48
1:D:385:LEU:CD1	1:D:407:ALA:HB1	2.26	0.48
1:A:27:MET:SD	1:A:29:VAL:HG21	2.54	0.48
1:A:173:ALA:O	1:A:175:LEU:HD12	2.11	0.48
1:B:135:THR:OG1	1:B:138:GLN:HG3	2.14	0.48
1:B:280:VAL:HG22	1:B:281:ALA:N	2.28	0.48
1:D:373:LEU:HA	1:D:373:LEU:HD12	1.20	0.48
1:C:4:VAL:O	1:C:5:ARG:C	2.47	0.48
1:A:60:LEU:O	1:A:64:GLU:N	2.47	0.48
1:B:81:HIS:HD2	1:B:84:HIS:CD2	2.32	0.48
1:B:46:VAL:O	1:B:50:VAL:CG2	2.55	0.48

Continued on next page...

Continued from previous page...

Atom-1	Atom-2	Interatomic distance (Å)	Clash overlap (Å)
1:C:229:MET:HG3	1:C:233:LEU:HD11	1.95	0.48
1:D:186:GLN:CA	1:D:186:GLN:OE1	2.62	0.48
1:C:74:PRO:HD3	1:C:234:ALA:HB1	1.96	0.48
1:A:23:LEU:HD13	1:A:46:VAL:HG13	1.96	0.48
1:B:157:ILE:C	1:B:158:MET:HG2	2.34	0.48
1:B:124:PHE:CZ	1:B:227:LEU:CD2	2.94	0.48
1:C:284:ALA:HB1	1:C:315:GLU:O	2.14	0.48
1:A:197:MET:SD	1:A:206:TYR:CD2	3.00	0.47
1:D:179:ILE:HD12	1:D:179:ILE:N	2.29	0.47
1:B:324:GLU:O	1:B:326:VAL:HG23	2.13	0.47
1:C:464:ASN:C	1:C:466:VAL:H	2.09	0.47
1:D:205:GLU:O	1:D:206:TYR:CD1	2.67	0.47
1:B:251:ILE:HD13	1:B:266:MET:HB3	1.96	0.47
1:A:227:LEU:CD1	1:B:358:MET:CE	2.85	0.47
1:C:359:ALA:CA	1:C:362:LEU:CA	2.84	0.47
1:D:81:HIS:CA	1:D:160:GLN:HB2	2.44	0.47
1:A:467:LYS:O	1:A:469:GLN:N	2.47	0.47
1:D:180:ASN:OD1	1:D:215:ILE:O	2.32	0.47
1:B:433:ASN:H	1:B:434:PRO:CD	2.24	0.47
1:B:438:VAL:HG13	1:B:439:LYS:HG2	1.97	0.47
1:C:4:VAL:HG13	1:C:8:GLN:HG3	1.79	0.47
1:C:268:VAL:CB	1:C:304:PRO:HA	2.43	0.47
1:A:293:ASP:HB3	1:A:299:ARG:CD	2.43	0.47
1:D:440:LYS:HA	1:D:443:GLU:CG	2.42	0.47
1:B:184:LEU:H	1:B:184:LEU:CD1	2.27	0.47
1:C:79:MET:HA	1:C:86:LYS:CD	2.44	0.47
1:A:247:PRO:HD2	1:A:325:TRP:HB3	1.94	0.47
1:C:375:LEU:O	1:C:405:LEU:HB2	2.14	0.47
1:D:31:TYR:CD1	1:D:31:TYR:C	2.87	0.47
1:B:180:ASN:HD21	1:B:217:ALA:HB2	1.79	0.47
1:C:95:LYS:HB2	1:C:98:ILE:CG2	2.34	0.47
1:D:452:PHE:CD2	1:D:458:LEU:CG	2.93	0.47
1:A:443:GLU:O	1:A:444:GLU:C	2.52	0.47
1:D:385:LEU:O	1:D:389:GLN:HG3	2.14	0.47
1:C:392:LEU:O	1:C:395:GLU:N	2.46	0.47
1:C:143:VAL:CG1	1:C:267:LEU:HD22	2.44	0.47
1:D:452:PHE:CG	1:D:458:LEU:CD1	2.81	0.47
1:B:5:ARG:NH1	1:B:37:THR:HG21	2.29	0.47
1:B:84:HIS:HE2	1:B:155:ASP:HB2	1.79	0.47
1:A:456:TYR:C	1:A:458:LEU:H	2.17	0.47
1:B:77:VAL:HG12	1:B:146:ILE:O	2.13	0.47

Continued on next page...

Continued from previous page...

Atom-1	Atom-2	Interatomic distance (Å)	Clash overlap (Å)
1:C:254:SER:CB	1:C:317:PRO:HD2	2.44	0.47
1:D:241:ALA:O	1:D:243:PRO:HD3	2.15	0.47
1:A:157:ILE:CG2	1:A:199:ARG:NH2	2.78	0.47
1:C:7:TYR:HB3	1:C:34:HIS:CD2	2.50	0.47
1:B:5:ARG:HH11	1:B:37:THR:HG22	1.80	0.47
1:B:137:ARG:CG	1:B:320:GLY:HA3	2.44	0.47
1:C:76:VAL:HG21	1:C:230:ILE:HD13	1.95	0.47
1:C:146:ILE:HG22	1:C:147:ALA:N	2.29	0.47
1:B:17:CYS:O	1:B:18:GLN:C	2.51	0.47
1:D:136:ILE:H	1:D:136:ILE:HD12	1.80	0.47
1:C:81:HIS:C	1:C:84:HIS:HD2	2.15	0.47
1:C:79:MET:HA	1:C:86:LYS:NZ	2.30	0.47
1:A:268:VAL:HG23	1:A:306:SER:O	2.14	0.47
1:C:421:GLN:HG2	1:C:445:LYS:HD2	1.96	0.47
1:C:151:ILE:HG23	1:C:156:GLY:O	2.14	0.47
1:A:413:THR:HG23	1:A:415:SER:OG	2.15	0.47
1:B:313:PHE:O	1:B:314:GLN:C	2.53	0.47
1:B:29:VAL:HG12	1:B:30:ALA:H	1.80	0.47
1:D:337:GLU:O	1:D:341:GLU:HG2	2.14	0.47
1:A:293:ASP:CG	1:A:299:ARG:HD2	2.29	0.47
1:C:353:ARG:O	1:C:356:ARG:CB	2.59	0.47
1:A:168:ALA:O	1:A:171:ALA:HB3	2.13	0.47
1:B:21:LEU:O	1:B:22:GLU:C	2.53	0.47
1:B:32:LYS:N	1:B:36:SER:OG	2.47	0.47
1:A:468:GLY:O	1:A:469:GLN:C	2.53	0.47
1:C:177:PHE:HB2	1:C:212:VAL:HG22	1.96	0.47
1:B:80:GLY:H	1:B:86:LYS:NZ	2.13	0.47
1:A:72:ARG:HG2	1:A:239:TYR:O	2.15	0.47
1:D:279:VAL:N	1:D:326:VAL:CG2	2.77	0.47
1:D:158:MET:O	1:D:162:GLU:CG	2.62	0.47
1:D:428:LEU:CA	1:D:449:LEU:HD12	2.45	0.47
1:B:455:ILE:CD1	1:B:456:TYR:CG	2.98	0.47
1:A:382:GLN:C	1:A:384:SER:N	2.64	0.47
1:A:205:GLU:HG3	1:A:206:TYR:N	2.29	0.47
1:D:452:PHE:CE1	1:D:458:LEU:CD1	2.94	0.46
1:A:197:MET:SD	1:A:206:TYR:HE2	2.23	0.46
1:A:413:THR:HG22	1:A:416:ASP:HB2	1.86	0.46
1:D:373:LEU:CD1	1:D:374:ASN:H	2.28	0.46
1:D:251:ILE:HG12	1:D:323:VAL:CG2	2.42	0.46
1:A:153:ALA:HB2	1:A:179:ILE:CG2	2.45	0.46
1:A:452:PHE:HD1	1:A:457:ASP:O	1.95	0.46

Continued on next page...

Continued from previous page...

Atom-1	Atom-2	Interatomic distance (Å)	Clash overlap (Å)
1:C:218:LYS:CG	2:C:900:GDP:N1	2.72	0.46
1:C:263:ILE:O	1:C:263:ILE:HG13	2.15	0.46
1:A:197:MET:HG2	1:A:203:PRO:HD2	1.97	0.46
1:A:420:ALA:C	1:A:423:ALA:HB3	2.34	0.46
1:A:223:VAL:HG23	1:A:224:GLN:N	2.29	0.46
1:B:155:ASP:O	1:B:158:MET:HE2	2.15	0.46
1:A:173:ALA:O	1:A:175:LEU:HD11	2.14	0.46
1:D:432:VAL:CG1	1:D:433:ASN:H	2.28	0.46
1:D:8:GLN:O	1:D:9:LEU:C	2.53	0.46
1:D:452:PHE:CG	1:D:458:LEU:CB	2.93	0.46
1:A:437:SER:CB	1:A:440:LYS:CB	2.94	0.46
1:D:179:ILE:O	1:D:214:PRO:HA	2.16	0.46
1:A:348:GLU:CA	1:A:351:LYS:CB	2.87	0.46
1:B:386:GLU:O	1:B:390:HIS:CB	2.63	0.46
1:D:94:ARG:HH22	1:D:109:HIS:HE1	1.62	0.46
1:D:78:ILE:HD13	1:D:90:LEU:HG	1.97	0.46
1:C:141:ALA:HB1	1:C:250:VAL:HG21	1.96	0.46
1:C:39:GLU:O	1:C:42:ASP:N	2.40	0.46
1:A:83:ASP:CB	2:A:900:GDP:H5'	2.46	0.46
1:A:83:ASP:CG	2:A:900:GDP:H5"	2.36	0.46
1:B:250:VAL:CG2	1:B:251:ILE:N	2.78	0.46
1:D:20:LEU:O	1:D:23:LEU:HG	2.15	0.46
1:A:15:MET:HE3	1:A:20:LEU:HD22	1.52	0.46
1:D:285:TYR:CE2	1:D:333:LYS:CG	2.99	0.46
1:B:345:ALA:O	1:B:346:ARG:C	2.50	0.46
1:C:188:ASP:O	1:C:189:PRO:O	2.32	0.46
1:D:62:GLU:C	1:D:64:GLU:H	2.18	0.46
1:D:174:LYS:HG2	1:D:233:LEU:HD13	1.98	0.46
1:B:434:PRO:O	1:B:435:PRO:C	2.51	0.46
1:B:278:TYR:CE1	1:B:329:LEU:CD2	2.93	0.46
1:A:243:PRO:O	1:A:271:GLY:CA	2.61	0.46
1:A:146:ILE:HG22	1:A:147:ALA:N	2.31	0.46
1:B:42:ASP:O	1:B:45:ALA:N	2.49	0.46
1:A:40:GLU:HB2	1:A:43:ALA:HB3	1.97	0.46
1:B:13:LEU:HD21	1:B:47:ARG:CG	2.42	0.46
1:A:226:LEU:O	1:A:230:ILE:HG13	2.15	0.46
1:B:33:SER:O	1:B:34:HIS:C	2.54	0.46
1:C:279:VAL:HG11	1:C:288:ILE:HD11	1.96	0.46
1:D:462:VAL:O	1:D:465:MET:HG2	2.15	0.46
1:A:127:THR:HG22	1:A:128:PRO:N	2.30	0.46
1:A:289:ARG:HB2	1:A:311:LEU:O	2.16	0.46

Continued on next page...

Continued from previous page...

Atom-1	Atom-2	Interatomic distance (Å)	Clash overlap (Å)
1:D:318:HIS:CA	1:D:321:ASP:OD2	2.59	0.46
1:A:225:ASP:C	1:A:227:LEU:N	2.66	0.46
1:C:249:GLY:CA	1:C:267:LEU:O	2.64	0.46
1:D:81:HIS:ND1	1:D:160:GLN:CG	2.78	0.46
1:D:245:ALA:HB3	1:D:270:GLU:HG2	1.96	0.46
1:A:116:LYS:HA	1:A:121:THR:HG23	1.97	0.46
1:C:95:LYS:O	1:C:95:LYS:HG2	2.16	0.46
1:D:254:SER:OG	1:D:316:LEU:HD22	2.16	0.46
1:B:278:TYR:CZ	1:B:329:LEU:HD23	2.50	0.46
1:D:434:PRO:HD2	1:D:451:THR:CG2	2.46	0.46
1:B:431:GLY:O	1:B:432:VAL:CG1	2.59	0.46
1:D:310:VAL:HG12	1:D:313:PHE:CD1	2.51	0.46
1:C:43:ALA:O	1:C:46:VAL:HG12	2.16	0.46
1:B:38:LEU:HD11	1:B:42:ASP:CG	2.35	0.46
1:A:373:LEU:HD23	1:A:402:ILE:HG22	1.97	0.46
1:D:345:ALA:C	1:D:348:GLU:CB	2.84	0.46
1:A:62:GLU:C	1:A:64:GLU:N	2.70	0.46
1:D:23:LEU:CD1	1:D:24:LEU:N	2.77	0.46
1:A:89:LEU:HD11	1:A:223:VAL:HG12	1.98	0.46
1:B:69:LEU:HA	1:B:69:LEU:HD23	1.35	0.46
1:A:244:ASN:O	1:A:245:ALA:C	2.52	0.46
1:C:24:LEU:CD2	1:C:27:MET:SD	3.02	0.46
1:A:335:ILE:O	1:A:339:ARG:HG3	2.16	0.46
1:B:6:ILE:CA	1:B:34:HIS:O	2.64	0.45
1:A:98:ILE:CG2	1:A:99:ALA:N	2.80	0.45
1:B:119:GLN:HE22	1:B:228:GLU:HG2	1.81	0.45
1:A:377:LEU:HD23	1:A:428:LEU:O	2.16	0.45
1:B:384:SER:OG	1:B:385:LEU:N	2.48	0.45
1:D:440:LYS:O	1:D:444:GLU:N	2.49	0.45
1:A:165:ILE:CG2	1:A:201:PHE:CZ	2.99	0.45
1:A:416:ASP:HA	1:A:419:LEU:CD1	2.45	0.45
1:D:122:VAL:O	1:D:124:PHE:HE1	1.97	0.45
1:A:23:LEU:C	1:A:23:LEU:CD2	2.85	0.45
1:B:380:ASP:OD1	1:B:381:THR:CG2	2.49	0.45
1:C:97:ARG:NH1	1:C:114:GLU:H	2.14	0.45
1:B:110:VAL:CG2	1:B:293:ASP:O	2.62	0.45
1:B:127:THR:O	1:B:127:THR:CG2	2.62	0.45
1:A:411:ALA:HA	1:A:412:PRO:HD3	1.62	0.45
1:B:64:GLU:O	1:B:67:LYS:HB2	2.16	0.45
1:B:433:ASN:N	1:B:434:PRO:CD	2.80	0.45
1:D:256:LEU:HG	1:D:262:ILE:HA	1.96	0.45

Continued on next page...

Continued from previous page...

Atom-1	Atom-2	Interatomic distance (Å)	Clash overlap (Å)
1:C:281:ALA:CB	1:C:317:PRO:HB3	2.46	0.45
1:A:87:THR:N	2:A:900:GDP:O2B	2.44	0.45
1:C:69:LEU:HA	1:C:69:LEU:HD23	1.77	0.45
1:A:287:ARG:O	1:A:288:ILE:C	2.52	0.45
1:B:176:ILE:HG21	1:B:226:LEU:CD1	2.42	0.45
1:C:24:LEU:HA	1:C:27:MET:HB3	1.97	0.45
1:C:7:TYR:N	1:C:34:HIS:O	2.48	0.45
1:A:347:GLU:O	1:A:351:LYS:N	2.44	0.45
1:B:268:VAL:HB	1:B:303:GLY:O	2.17	0.45
1:B:278:TYR:HE1	1:B:329:LEU:CD2	2.24	0.45
1:C:175:LEU:HA	1:C:175:LEU:HD23	1.57	0.45
1:D:182:ILE:HD13	1:D:214:PRO:HB2	1.79	0.45
1:D:89:LEU:HD22	1:D:215:ILE:CD1	2.44	0.45
1:D:316:LEU:HA	1:D:317:PRO:HD3	1.66	0.45
1:B:21:LEU:HD22	1:B:31:TYR:CZ	2.52	0.45
1:B:5:ARG:HD2	1:B:35:ALA:HB1	1.98	0.45
1:C:101:LYS:C	1:C:105:GLY:HA3	2.37	0.45
1:C:188:ASP:CB	1:C:191:LYS:CB	2.86	0.45
1:C:48:GLU:HA	1:C:51:LYS:NZ	2.32	0.45
1:D:62:GLU:OE1	1:D:65:ARG:NE	2.49	0.45
1:A:83:ASP:CA	2:A:900:GDP:H5'	2.46	0.45
1:C:66:ARG:O	1:C:69:LEU:HG	2.16	0.45
1:D:213:ILE:HD12	1:D:226:LEU:CD1	2.47	0.45
1:B:461:GLU:O	1:B:464:ASN:N	2.50	0.45
1:B:268:VAL:HG21	1:B:302:ALA:CB	2.47	0.45
1:C:100:GLU:O	1:C:101:LYS:C	2.54	0.45
1:D:278:TYR:HB3	1:D:326:VAL:HG23	1.96	0.45
1:A:223:VAL:HG23	1:B:361:LEU:HD22	1.98	0.45
1:D:155:ASP:OD1	1:D:158:MET:SD	2.75	0.45
1:C:79:MET:HA	1:C:86:LYS:HD2	1.98	0.45
1:A:292:MET:CE	1:A:311:LEU:HD13	2.46	0.45
1:D:445:LYS:O	1:D:445:LYS:CE	2.63	0.45
1:A:413:THR:HG21	1:A:415:SER:OG	2.16	0.45
1:C:59:LYS:C	1:C:62:GLU:H	2.20	0.45
1:B:6:ILE:CB	1:B:34:HIS:HB2	2.44	0.45
1:B:6:ILE:HD13	1:B:36:SER:O	2.17	0.45
1:B:5:ARG:HD3	1:B:35:ALA:HB1	1.99	0.45
1:A:65:ARG:O	1:A:69:LEU:CG	2.61	0.45
1:C:274:ARG:O	1:C:277:ASP:OD1	2.35	0.45
1:A:3:LYS:O	1:A:4:VAL:HG22	2.17	0.45
1:A:6:ILE:HG21	1:A:21:LEU:HD23	1.98	0.45

Continued on next page...

Continued from previous page...

Atom-1	Atom-2	Interatomic distance (Å)	Clash overlap (Å)
1:D:291:MET:SD	1:D:308:VAL:HG21	2.57	0.45
1:A:192:VAL:O	1:A:195:GLN:HB2	2.16	0.45
1:B:290:ALA:HB3	1:B:311:LEU:CB	2.46	0.45
1:A:181:LYS:HD3	2:A:900:GDP:C5	2.52	0.45
1:D:213:ILE:HD12	1:D:226:LEU:HD13	1.98	0.45
1:B:268:VAL:HG21	1:B:302:ALA:HB1	1.99	0.45
1:A:190:GLU:HG3	1:A:194:ARG:CZ	2.46	0.45
1:A:257:ASP:N	1:A:261:GLY:O	2.42	0.45
1:C:77:VAL:O	1:C:147:ALA:HA	2.17	0.45
1:D:328:ASP:C	1:D:328:ASP:OD1	2.55	0.45
1:D:381:THR:C	1:D:383:GLY:N	2.70	0.45
1:D:452:PHE:HB3	1:D:458:LEU:HB2	1.99	0.45
1:D:145:ASP:O	1:D:146:ILE:HG13	2.17	0.45
1:A:71:ARG:HA	1:A:240:ARG:CG	2.47	0.45
1:B:427:ILE:CD1	1:B:449:LEU:HD23	2.37	0.45
1:A:81:HIS:O	1:A:82:VAL:C	2.56	0.44
1:D:372:GLU:HG3	1:D:404:ILE:HD11	1.98	0.44
1:B:13:LEU:HD21	1:B:47:ARG:HA	1.99	0.44
1:C:427:ILE:CG2	1:C:449:LEU:HD11	2.45	0.44
1:B:5:ARG:HG2	1:B:35:ALA:C	2.34	0.44
1:B:381:THR:N	1:B:409:VAL:CG1	2.80	0.44
1:A:225:ASP:O	1:A:228:GLU:N	2.50	0.44
1:C:384:SER:OG	1:C:455:ILE:HD11	2.17	0.44
1:D:253:GLU:HB2	1:D:265:ASN:HB2	1.99	0.44
1:A:468:GLY:C	1:A:470:ARG:N	2.69	0.44
1:D:94:ARG:NH1	1:D:126:ASP:CG	2.62	0.44
1:A:223:VAL:CG2	1:A:224:GLN:N	2.79	0.44
1:C:170:ALA:HB1	1:C:456:TYR:CD2	2.51	0.44
1:A:190:GLU:HG2	1:A:194:ARG:HH21	1.81	0.44
1:C:250:VAL:N	1:C:267:LEU:O	2.46	0.44
1:D:81:HIS:CB	1:D:160:GLN:HB2	2.47	0.44
1:B:417:VAL:O	1:B:420:ALA:CA	2.65	0.44
1:D:346:ARG:O	1:D:350:GLU:HG3	2.16	0.44
1:D:180:ASN:CG	1:D:181:LYS:H	2.15	0.44
1:B:411:ALA:HB2	1:B:434:PRO:CG	2.42	0.44
1:C:462:VAL:O	1:C:466:VAL:CG1	2.65	0.44
1:A:278:TYR:CE2	1:A:329:LEU:N	2.86	0.44
1:D:354:ARG:O	1:D:357:THR:CG2	2.65	0.44
1:A:4:VAL:HG12	1:A:5:ARG:N	2.33	0.44
1:D:157:ILE:HG22	1:D:199:ARG:NH2	2.33	0.44
1:A:257:ASP:OD2	1:A:260:ALA:HB3	2.17	0.44

Continued on next page...

Continued from previous page...

Atom-1	Atom-2	Interatomic distance (Å)	Clash overlap (Å)
1:C:367:GLU:HG2	1:C:367:GLU:H	1.61	0.44
1:D:51:LYS:O	1:D:52:GLU:C	2.55	0.44
1:D:114:GLU:HG2	1:D:123:VAL:CG2	2.47	0.44
1:B:21:LEU:HD23	1:B:21:LEU:HA	1.67	0.44
1:A:219:THR:O	1:B:356:ARG:HA	2.18	0.44
1:A:326:VAL:CG1	1:A:327:PRO:CD	2.93	0.44
1:B:231:LEU:O	1:B:233:LEU:N	2.50	0.44
1:A:253:GLU:CB	1:A:265:ASN:HB2	2.46	0.44
1:A:190:GLU:CG	1:A:194:ARG:HE	2.22	0.44
1:D:176:ILE:HD11	1:D:233:LEU:CD1	2.48	0.44
1:D:378:ARG:HB3	1:D:410:GLY:O	2.17	0.44
1:B:326:VAL:HG13	1:B:327:PRO:HD2	1.99	0.44
1:D:22:GLU:O	1:D:25:ASP:HB2	2.17	0.44
1:A:377:LEU:CD2	1:A:428:LEU:HB2	2.47	0.44
1:A:52:GLU:O	1:A:56:LEU:HG	2.17	0.44
1:C:418:LEU:HA	1:C:421:GLN:OE1	2.18	0.44
1:C:263:ILE:HG22	1:C:311:LEU:HD23	1.97	0.44
1:C:155:ASP:CB	1:C:158:MET:CE	2.86	0.44
1:B:263:ILE:CG2	1:B:311:LEU:HD21	2.27	0.44
1:A:44:GLU:CA	1:A:47:ARG:HB2	2.48	0.44
1:A:82:VAL:N	1:A:160:GLN:OE1	2.50	0.44
1:B:268:VAL:N	1:B:306:SER:O	2.40	0.44
1:C:184:LEU:HB3	1:C:185:PRO:HD2	2.00	0.44
1:B:394:ARG:O	1:B:396:SER:N	2.28	0.44
1:B:381:THR:N	1:B:409:VAL:HG11	2.33	0.44
1:A:327:PRO:CG	1:A:328:ASP:N	2.67	0.44
1:D:452:PHE:CD2	1:D:458:LEU:CD2	3.01	0.44
1:C:421:GLN:CG	1:C:445:LYS:CE	2.96	0.44
1:C:255:LYS:HG2	1:C:263:ILE:CG1	2.48	0.44
1:B:256:LEU:CD1	1:B:316:LEU:CD1	2.95	0.44
1:A:72:ARG:HB2	1:A:73:PRO:HD2	2.00	0.44
1:B:379:ALA:O	1:B:380:ASP:OD1	2.36	0.44
1:A:291:MET:HG2	1:A:310:VAL:HG22	1.99	0.44
1:A:186:GLN:H	1:A:186:GLN:CD	2.20	0.44
1:B:401:LYS:O	1:B:401:LYS:HG2	2.18	0.44
1:C:71:ARG:CA	1:C:240:ARG:HG2	2.48	0.44
1:A:350:GLU:C	1:A:352:ALA:N	2.68	0.44
1:A:141:ALA:HB2	1:A:250:VAL:HG23	1.98	0.44
1:B:359:ALA:O	1:B:360:GLU:C	2.51	0.44
1:C:353:ARG:O	1:C:357:THR:OG1	2.36	0.44
1:C:352:ALA:C	1:C:354:ARG:H	2.21	0.44

Continued on next page...

Continued from previous page...

Atom-1	Atom-2	Interatomic distance (Å)	Clash overlap (Å)
1:C:64:GLU:O	1:C:68:SER:N	2.51	0.44
1:B:151:ILE:O	1:B:180:ASN:N	2.50	0.44
1:D:73:PRO:HD2	1:D:73:PRO:O	2.18	0.44
1:C:259:GLN:HG3	1:C:259:GLN:O	2.18	0.44
1:B:310:VAL:HB	1:B:313:PHE:HZ	1.83	0.43
1:D:213:ILE:HD13	1:D:226:LEU:HD13	2.00	0.43
1:D:376:ILE:HG22	1:D:377:LEU:N	2.33	0.43
1:C:468:GLY:C	1:C:470:ARG:N	2.71	0.43
1:A:92:TYR:CE2	1:A:223:VAL:CG1	2.97	0.43
1:D:157:ILE:HG21	1:D:199:ARG:NH2	2.30	0.43
1:B:209:ASP:N	1:B:209:ASP:OD1	2.48	0.43
1:C:84:HIS:CE1	1:C:161:THR:OG1	2.71	0.43
1:A:81:HIS:O	1:A:83:ASP:N	2.50	0.43
1:D:376:ILE:HG23	1:D:406:LEU:O	2.18	0.43
1:C:116:LYS:HG2	1:C:121:THR:HG21	1.99	0.43
1:B:147:ALA:HB3	1:B:168:ALA:HB1	1.97	0.43
1:D:13:LEU:HD23	1:D:13:LEU:N	2.23	0.43
1:A:373:LEU:HD12	1:A:374:ASN:N	2.32	0.43
1:A:375:LEU:CD1	1:A:404:ILE:HD13	2.42	0.43
1:A:440:LYS:O	1:A:444:GLU:HG2	2.18	0.43
1:A:3:LYS:C	1:A:4:VAL:CG2	2.87	0.43
1:D:8:GLN:O	1:D:11:LYS:N	2.50	0.43
1:A:249:GLY:O	1:A:322:VAL:HG13	2.19	0.43
1:A:157:ILE:HB	1:A:199:ARG:HH22	1.83	0.43
1:B:434:PRO:HB3	1:B:437:SER:OG	2.18	0.43
1:C:392:LEU:O	1:C:393:ALA:C	2.57	0.43
1:A:376:ILE:HG13	1:A:427:ILE:HG23	2.00	0.43
1:C:170:ALA:O	1:C:454:ILE:CG2	2.59	0.43
1:C:117:THR:OG1	1:C:119:GLN:N	2.51	0.43
1:A:303:GLY:O	1:A:306:SER:CB	2.66	0.43
1:B:16:GLU:O	1:B:17:CYS:C	2.53	0.43
1:B:413:THR:O	1:B:416:ASP:HB2	2.17	0.43
1:D:193:LYS:O	1:D:197:MET:HG3	2.19	0.43
1:C:202:VAL:O	1:C:210:ALA:HB3	2.18	0.43
1:A:206:TYR:CE2	1:B:316:LEU:CD1	2.77	0.43
1:A:423:ALA:HB1	1:A:425:ALA:H	1.83	0.43
1:B:455:ILE:CD1	1:B:456:TYR:N	2.81	0.43
1:C:96:SER:OG	1:C:97:ARG:HG2	2.19	0.43
1:B:77:VAL:HG13	1:B:77:VAL:O	2.18	0.43
1:C:75:VAL:HB	1:C:144:ALA:HA	2.01	0.43
1:D:452:PHE:CD1	1:D:458:LEU:HB2	2.52	0.43

Continued on next page...

Continued from previous page...

Atom-1	Atom-2	Interatomic distance (Å)	Clash overlap (Å)
1:A:197:MET:HE1	1:A:206:TYR:CE2	2.52	0.43
1:D:226:LEU:O	1:D:230:ILE:HG13	2.19	0.43
1:D:54:ARG:O	1:D:57:GLN:HB2	2.19	0.43
1:B:79:MET:HE1	1:B:164:ALA:C	2.38	0.43
1:A:414:GLU:O	1:A:417:VAL:HB	2.18	0.43
1:B:6:ILE:CG2	1:B:34:HIS:CB	2.72	0.43
1:C:56:LEU:O	1:C:57:GLN:C	2.55	0.43
1:C:27:MET:O	1:C:27:MET:HG2	2.17	0.43
1:B:153:ALA:HB3	1:B:187:ALA:HB1	2.01	0.43
1:D:186:GLN:OE1	1:D:186:GLN:HA	2.18	0.43
1:D:271:GLY:O	1:D:304:PRO:HD3	2.18	0.43
1:D:375:LEU:CD1	1:D:376:ILE:N	2.73	0.43
1:D:137:ARG:NH2	1:C:205:GLU:HB3	2.32	0.43
1:D:254:SER:HA	1:D:264:ALA:HA	1.99	0.43
1:C:347:GLU:HA	1:C:350:GLU:HG2	2.00	0.43
1:A:430:PHE:HB2	1:A:458:LEU:HD12	1.99	0.43
1:D:195:GLN:O	1:D:199:ARG:HD2	2.19	0.43
1:A:257:ASP:HB3	1:A:260:ALA:HB3	2.01	0.43
1:C:412:PRO:HD2	1:C:435:PRO:CD	2.45	0.43
1:B:38:LEU:CD1	1:B:42:ASP:CG	2.86	0.43
1:C:66:ARG:C	1:C:69:LEU:H	2.22	0.43
1:C:169:LYS:HD2	1:C:201:PHE:HZ	1.82	0.43
1:B:71:ARG:HA	1:B:240:ARG:HA	1.99	0.43
1:D:88:THR:HG21	1:D:218:LYS:HD2	2.00	0.43
1:B:379:ALA:HB2	1:B:384:SER:HG	1.72	0.43
1:A:398:GLU:C	1:A:400:VAL:N	2.70	0.43
1:A:157:ILE:HD12	1:A:195:GLN:CB	2.43	0.42
1:A:417:VAL:HG13	1:A:447:VAL:HG21	2.01	0.42
1:A:86:LYS:HG3	1:A:87:THR:N	2.34	0.42
1:B:419:LEU:O	1:B:422:THR:CB	2.58	0.42
1:D:179:ILE:H	1:D:179:ILE:HD12	1.84	0.42
1:D:213:ILE:CD1	1:D:226:LEU:CD1	2.97	0.42
1:B:379:ALA:O	1:B:380:ASP:CB	2.67	0.42
1:B:147:ALA:HB2	1:B:173:ALA:HB3	1.99	0.42
1:C:421:GLN:HG2	1:C:445:LYS:CE	2.49	0.42
1:A:419:LEU:O	1:A:423:ALA:CB	2.67	0.42
1:C:72:ARG:HH12	1:C:145:ASP:CG	2.22	0.42
1:B:323:VAL:C	1:B:324:GLU:HG3	2.38	0.42
1:D:279:VAL:N	1:D:326:VAL:HG22	2.34	0.42
1:C:335:ILE:O	1:C:338:GLU:CB	2.67	0.42
1:C:335:ILE:O	1:C:338:GLU:HB3	2.18	0.42

Continued on next page...

Continued from previous page...

Atom-1	Atom-2	Interatomic distance (Å)	Clash overlap (Å)
1:D:419:LEU:HA	1:D:422:THR:OG1	2.19	0.42
1:C:74:PRO:HA	1:C:145:ASP:OD2	2.19	0.42
1:C:182:ILE:CG2	1:C:183:ASP:N	2.82	0.42
1:C:293:ASP:OD2	1:C:297:ASN:HB2	2.19	0.42
1:A:450:LYS:HB3	1:A:452:PHE:CE2	2.54	0.42
1:C:375:LEU:HD22	1:C:426:ALA:HB3	2.02	0.42
1:A:379:ALA:HB3	1:A:385:LEU:HD23	1.99	0.42
1:A:466:VAL:C	1:A:468:GLY:N	2.73	0.42
1:B:392:LEU:HD21	1:B:459:VAL:HG22	2.01	0.42
1:B:414:GLU:O	1:B:417:VAL:N	2.46	0.42
1:A:70:PRO:O	1:A:240:ARG:CB	2.59	0.42
1:C:285:TYR:HB2	1:C:332:ALA:HB1	2.01	0.42
1:C:361:LEU:O	1:C:364:ALA:HB2	2.20	0.42
1:A:370:ARG:O	1:A:371:LYS:C	2.55	0.42
1:C:250:VAL:HG22	1:C:320:GLY:O	2.19	0.42
1:C:195:GLN:HA	1:C:198:GLU:CG	2.45	0.42
1:A:186:GLN:CD	1:A:186:GLN:N	2.72	0.42
1:D:380:ASP:OD2	1:D:431:GLY:HA3	2.19	0.42
1:A:280:VAL:HG13	1:A:324:GLU:HB2	2.02	0.42
1:D:373:LEU:O	1:D:404:ILE:CB	2.66	0.42
1:D:165:ILE:HD13	1:D:165:ILE:HG21	1.78	0.42
1:A:293:ASP:OD1	1:A:293:ASP:O	2.38	0.42
1:D:279:VAL:CA	1:D:326:VAL:HG22	2.49	0.42
1:D:110:VAL:CG1	1:D:307:ALA:C	2.88	0.42
1:C:21:LEU:O	1:C:25:ASP:HB2	2.19	0.42
1:A:247:PRO:C	1:A:248:ARG:HG3	2.37	0.42
1:C:51:LYS:HE2	1:C:51:LYS:HB2	1.82	0.42
1:A:244:ASN:C	1:A:245:ALA:O	2.54	0.42
1:C:74:PRO:HD3	1:C:234:ALA:CB	2.50	0.42
1:B:427:ILE:CD1	1:B:449:LEU:HD21	2.36	0.42
1:A:377:LEU:HD21	1:A:428:LEU:HB2	2.01	0.42
1:B:389:GLN:O	1:B:398:GLU:CB	2.67	0.42
1:B:275:VAL:HG12	1:B:276:GLY:N	2.34	0.42
1:B:365:MET:C	1:B:367:GLU:H	2.22	0.42
1:D:153:ALA:CB	1:D:187:ALA:HB1	2.50	0.42
1:D:89:LEU:HD23	1:D:150:VAL:CG2	2.50	0.42
1:A:343:ARG:NH2	1:A:347:GLU:OE2	2.53	0.42
1:B:326:VAL:CG1	1:B:327:PRO:HD2	2.49	0.42
1:B:328:ASP:OD1	1:B:331:ALA:CB	2.68	0.42
1:D:283:GLU:OE1	1:D:343:ARG:NE	2.53	0.42
1:B:251:ILE:HA	1:B:251:ILE:HD13	1.85	0.42

Continued on next page...

Continued from previous page...

Atom-1	Atom-2	Interatomic distance (Å)	Clash overlap (Å)
1:D:23:LEU:O	1:D:26:GLN:CG	2.60	0.42
1:B:393:ALA:CA	1:B:398:GLU:HA	2.48	0.42
1:D:278:TYR:CD1	1:D:329:LEU:HB3	2.54	0.42
1:D:463:ARG:O	1:D:465:MET:N	2.52	0.42
1:A:15:MET:HE1	1:A:20:LEU:HD23	1.81	0.42
1:C:94:ARG:O	1:C:96:SER:OG	2.30	0.42
1:B:193:LYS:HD3	1:B:205:GLU:OE1	2.20	0.42
1:D:223:VAL:O	1:D:227:LEU:HD12	2.20	0.42
1:C:248:ARG:HB2	1:C:270:GLU:HB2	2.02	0.42
1:B:79:MET:HA	1:B:86:LYS:HD3	2.01	0.42
1:A:373:LEU:HD21	1:A:465:MET:O	2.16	0.42
1:B:285:TYR:O	1:B:314:GLN:HB2	2.19	0.42
1:D:378:ARG:HH22	1:D:406:LEU:HD21	1.81	0.42
1:B:33:SER:C	1:B:35:ALA:N	2.67	0.42
1:B:277:ASP:HB3	1:B:325:TRP:CD1	2.55	0.42
1:D:99:ALA:HB2	1:B:99:ALA:C	2.33	0.42
1:B:357:THR:O	1:B:358:MET:C	2.51	0.42
1:C:428:LEU:HB3	1:C:458:LEU:HD11	2.02	0.42
1:B:342:GLU:O	1:B:343:ARG:C	2.57	0.42
1:B:348:GLU:O	1:B:350:GLU:N	2.53	0.42
1:A:229:MET:O	1:A:232:LEU:HB3	2.20	0.42
1:B:280:VAL:HG11	1:B:335:ILE:CG2	2.50	0.42
1:C:81:HIS:CB	1:C:84:HIS:HD2	2.16	0.42
1:A:373:LEU:HD21	1:A:465:MET:HB3	2.02	0.42
1:C:427:ILE:CG1	1:C:449:LEU:HD12	2.46	0.42
1:B:273:PHE:O	1:B:301:GLU:HA	2.20	0.42
1:B:328:ASP:C	1:B:328:ASP:OD1	2.58	0.42
1:C:462:VAL:O	1:C:466:VAL:HG12	2.19	0.42
1:A:376:ILE:CG1	1:A:427:ILE:HG12	2.47	0.42
1:A:422:THR:HB	1:C:406:LEU:CD2	2.41	0.42
1:A:5:ARG:NH2	1:A:8:GLN:HA	2.34	0.42
1:D:272:THR:HG22	1:D:274:ARG:HG3	2.01	0.42
1:B:116:LYS:HD2	1:B:121:THR:HA	2.02	0.42
1:D:373:LEU:CG	1:D:374:ASN:H	2.28	0.41
1:C:216:SER:CB	1:C:219:THR:OG1	2.67	0.41
1:A:143:VAL:HG13	1:A:267:LEU:CD2	2.50	0.41
1:C:384:SER:O	1:C:388:ILE:HG13	2.20	0.41
1:C:359:ALA:CA	1:C:362:LEU:HA	2.34	0.41
1:D:285:TYR:CD2	1:D:333:LYS:HG3	2.55	0.41
1:A:430:PHE:HE1	1:A:454:ILE:HA	1.85	0.41
1:C:64:GLU:O	1:C:68:SER:HB3	2.19	0.41

Continued on next page...

Continued from previous page...

Atom-1	Atom-2	Interatomic distance (Å)	Clash overlap (Å)
1:A:53:GLN:HA	1:A:56:LEU:HD12	2.00	0.41
1:D:293:ASP:HB2	1:D:299:ARG:CZ	2.43	0.41
1:B:181:LYS:HB3	1:B:184:LEU:HD13	2.02	0.41
1:C:170:ALA:HB3	1:C:456:TYR:CD2	2.55	0.41
1:C:281:ALA:HB3	1:C:317:PRO:HB3	2.02	0.41
1:D:179:ILE:HB	1:D:214:PRO:CB	2.50	0.41
1:D:242:ASP:OD1	1:D:242:ASP:C	2.59	0.41
1:D:292:MET:HG3	1:D:293:ASP:N	2.35	0.41
1:B:59:LYS:HE2	1:B:59:LYS:HB2	1.69	0.41
1:A:23:LEU:CD1	1:A:50:VAL:HG22	2.50	0.41
1:A:92:TYR:CZ	1:B:356:ARG:O	2.67	0.41
1:C:353:ARG:O	1:C:357:THR:CB	2.68	0.41
1:A:149:ILE:HG13	1:A:165:ILE:CG1	2.49	0.41
1:A:227:LEU:CD1	1:B:358:MET:HE3	2.49	0.41
1:C:346:ARG:O	1:C:349:GLU:N	2.54	0.41
1:D:285:TYR:CD2	1:D:333:LYS:CG	3.04	0.41
1:C:47:ARG:NH1	1:C:51:LYS:HG3	2.35	0.41
1:A:3:LYS:O	1:A:4:VAL:HG23	2.20	0.41
1:C:255:LYS:CG	1:C:263:ILE:HD11	2.50	0.41
1:D:373:LEU:O	1:D:404:ILE:CD1	2.69	0.41
1:B:462:VAL:HG12	1:B:465:MET:SD	2.61	0.41
1:D:346:ARG:C	1:D:348:GLU:N	2.74	0.41
1:C:90:LEU:HD21	1:C:113:PHE:CZ	2.35	0.41
1:B:444:GLU:CB	1:B:447:VAL:HB	2.36	0.41
1:C:359:ALA:CB	1:C:362:LEU:CB	2.98	0.41
1:D:195:GLN:HB3	1:D:199:ARG:NH1	2.35	0.41
1:C:98:ILE:HD12	1:C:98:ILE:O	2.21	0.41
1:D:442:ALA:C	1:D:447:VAL:HG12	2.33	0.41
1:D:379:ALA:O	1:D:409:VAL:HG22	2.20	0.41
1:D:191:LYS:O	1:D:192:VAL:C	2.58	0.41
1:C:320:GLY:O	1:C:321:ASP:C	2.59	0.41
1:A:385:LEU:C	1:A:385:LEU:CD1	2.89	0.41
1:D:381:THR:O	1:D:384:SER:N	2.53	0.41
1:B:148:VAL:HG12	1:B:149:ILE:N	2.32	0.41
1:A:205:GLU:CG	1:A:206:TYR:HD1	2.33	0.41
1:A:373:LEU:HD12	1:A:374:ASN:H	1.86	0.41
1:A:92:TYR:CE1	1:B:358:MET:N	2.89	0.41
1:C:340:LYS:HE2	1:C:344:LYS:HE2	2.02	0.41
1:C:359:ALA:C	1:C:362:LEU:N	2.70	0.41
1:A:388:ILE:O	1:A:392:LEU:HG	2.20	0.41
1:A:146:ILE:HG12	1:A:174:LYS:HB2	2.03	0.41

Continued on next page...

Continued from previous page...

Atom-1	Atom-2	Interatomic distance (Å)	Clash overlap (Å)
1:B:257:ASP:O	1:B:261:GLY:CA	2.69	0.41
1:A:108:GLN:CD	1:A:108:GLN:H	2.19	0.41
1:A:437:SER:C	1:A:440:LYS:N	2.74	0.41
1:B:433:ASN:N	1:B:434:PRO:HD2	2.24	0.41
1:D:345:ALA:C	1:D:348:GLU:N	2.35	0.41
1:D:23:LEU:C	1:D:26:GLN:HG2	2.40	0.41
1:B:341:GLU:H	1:B:341:GLU:HG2	1.55	0.41
1:C:47:ARG:HG3	1:C:51:LYS:HZ1	1.84	0.41
1:C:141:ALA:HB1	1:C:250:VAL:HG23	2.01	0.41
1:D:64:GLU:HA	1:D:67:LYS:HG3	2.02	0.41
1:B:16:GLU:HG2	1:B:18:GLN:N	2.36	0.41
1:C:438:VAL:O	1:C:442:ALA:N	2.48	0.41
1:A:378:ARG:HA	1:A:408:GLN:O	2.21	0.41
1:A:351:LYS:O	1:A:355:PRO:HG2	2.21	0.41
1:B:31:TYR:HB2	1:B:36:SER:OG	2.21	0.41
1:D:344:LYS:HE2	1:D:344:LYS:HB2	1.75	0.41
1:B:143:VAL:HG22	1:B:250:VAL:HG11	2.03	0.41
1:B:59:LYS:C	1:B:61:ALA:H	2.23	0.41
1:B:62:GLU:HG3	1:B:65:ARG:HE	1.84	0.41
1:A:427:ILE:C	1:A:428:LEU:HD12	2.41	0.41
1:D:23:LEU:CA	1:D:26:GLN:HG2	2.50	0.41
1:D:6:ILE:HG23	1:D:20:LEU:HD21	2.03	0.41
1:B:385:LEU:CD2	1:B:409:VAL:HG22	2.51	0.41
1:D:278:TYR:CE1	1:D:329:LEU:HB3	2.56	0.41
1:A:223:VAL:HG21	1:B:361:LEU:HD21	2.03	0.41
1:D:428:LEU:HA	1:D:449:LEU:HD12	2.03	0.41
1:D:441:LYS:HA	1:D:444:GLU:HB2	2.03	0.41
1:C:354:ARG:HA	1:C:357:THR:OG1	2.21	0.41
1:D:354:ARG:N	1:D:355:PRO:CD	2.82	0.41
1:D:81:HIS:CE1	1:D:160:GLN:HG3	2.56	0.41
1:C:435:PRO:O	1:C:439:LYS:N	2.47	0.41
1:B:128:PRO:CD	1:B:129:GLY:H	2.30	0.41
1:B:280:VAL:HG11	1:B:335:ILE:HG21	2.02	0.41
1:B:333:LYS:O	1:B:333:LYS:HG2	2.21	0.41
1:C:447:VAL:CG1	1:C:448:LEU:H	2.33	0.41
1:C:413:THR:O	1:C:417:VAL:HG23	2.20	0.41
1:C:168:ALA:HB1	1:C:173:ALA:HB3	2.02	0.41
1:A:393:ALA:C	1:A:395:GLU:H	2.24	0.41
1:D:293:ASP:OD1	1:D:293:ASP:C	2.56	0.41
1:C:449:LEU:C	1:C:450:LYS:HG3	2.42	0.41
1:A:76:VAL:CG2	1:A:230:ILE:HG21	2.52	0.41

Continued on next page...

Continued from previous page...

Atom-1	Atom-2	Interatomic distance (Å)	Clash overlap (Å)
1:D:6:ILE:HG23	1:D:20:LEU:CD2	2.50	0.41
1:A:5:ARG:CG	1:A:5:ARG:O	2.55	0.41
1:B:280:VAL:CG2	1:B:281:ALA:N	2.83	0.41
1:C:242:ASP:HA	1:C:243:PRO:HD2	1.90	0.41
1:A:157:ILE:CD1	1:A:199:ARG:CZ	2.77	0.40
1:A:418:LEU:HD21	1:C:408:GLN:HE21	1.78	0.40
1:A:82:VAL:HG13	1:A:83:ASP:N	2.35	0.40
1:A:354:ARG:N	1:A:355:PRO:CD	2.84	0.40
1:B:59:LYS:O	1:B:61:ALA:CA	2.67	0.40
1:C:277:ASP:OD2	1:C:325:TRP:HD1	2.03	0.40
1:A:74:PRO:HG2	1:A:122:VAL:HG13	2.03	0.40
1:D:188:ASP:O	1:D:189:PRO:C	2.60	0.40
1:D:213:ILE:HD13	1:D:226:LEU:HA	2.03	0.40
1:C:6:ILE:HG22	1:C:7:TYR:N	2.31	0.40
1:A:376:ILE:CD1	1:A:427:ILE:HG23	2.51	0.40
1:B:343:ARG:NH1	1:B:347:GLU:CD	2.72	0.40
1:D:15:MET:HE1	1:D:19:GLU:C	2.42	0.40
1:A:197:MET:O	1:A:200:GLY:N	2.53	0.40
1:C:72:ARG:HG3	1:C:72:ARG:H	1.59	0.40
1:B:33:SER:N	1:B:36:SER:OG	2.55	0.40
1:D:351:LYS:NZ	1:C:182:ILE:O	2.52	0.40
1:B:98:ILE:CG2	1:B:99:ALA:N	2.83	0.40
1:D:279:VAL:HA	1:D:326:VAL:HG22	2.03	0.40
1:C:455:ILE:O	1:C:458:LEU:N	2.55	0.40
1:B:242:ASP:OD1	1:B:244:ASN:N	2.40	0.40
1:A:374:ASN:O	1:A:425:ALA:CA	2.62	0.40
1:D:283:GLU:OE1	1:D:343:ARG:CZ	2.70	0.40
1:B:376:ILE:HG21	1:B:427:ILE:CG2	2.45	0.40
1:D:24:LEU:C	1:D:29:VAL:HG11	2.42	0.40
1:A:141:ALA:O	1:A:143:VAL:HG23	2.20	0.40
1:B:278:TYR:OH	1:B:329:LEU:HD23	2.22	0.40
1:A:220:GLY:C	1:A:223:VAL:HG13	2.42	0.40
1:D:82:VAL:HG12	1:D:160:GLN:NE2	2.36	0.40
1:B:252:LEU:O	1:B:253:GLU:HG3	2.22	0.40
1:B:147:ALA:HB3	1:B:175:LEU:HD23	2.03	0.40
1:A:331:ALA:O	1:A:332:ALA:C	2.59	0.40
1:D:293:ASP:HB3	1:D:297:ASN:CA	2.52	0.40
1:D:22:GLU:OE1	1:D:26:GLN:NE2	2.54	0.40
1:D:434:PRO:HA	1:D:435:PRO:HD3	1.85	0.40
1:B:351:LYS:O	1:B:351:LYS:HG3	2.19	0.40
1:A:5:ARG:O	1:A:7:TYR:N	2.55	0.40

Continued on next page...

Continued from previous page...

Atom-1	Atom-2	Interatomic distance (Å)	Clash overlap (Å)
1:B:76:VAL:CG2	1:B:230:ILE:HG21	2.52	0.40
1:B:257:ASP:O	1:B:261:GLY:N	2.54	0.40
1:A:274:ARG:NH1	1:A:301:GLU:OE2	2.54	0.40
1:B:336:ALA:O	1:B:339:ARG:N	2.55	0.40
1:B:453:ARG:O	1:B:454:ILE:HD13	2.21	0.40
1:A:251:ILE:HA	1:A:251:ILE:HD13	1.96	0.40

All (16) symmetry-related close contacts are listed below. The label for Atom-2 includes the symmetry operator and encoded unit-cell translations to be applied.

Atom-1	Atom-2	Interatomic distance (Å)	Clash overlap (Å)
1:B:354:ARG:NH2	1:C:99:ALA:O[1_455]	1.18	1.02
1:A:33:SER:OG	1:B:334:GLU:OE1[2_556]	1.49	0.71
1:A:18:GLN:NE2	1:A:333:LYS:NZ[1_556]	1.50	0.70
1:A:318:HIS:CE1	1:B:206:TYR:CE1[1_554]	1.77	0.43
1:B:354:ARG:CZ	1:C:99:ALA:O[1_455]	1.78	0.42
1:A:158:MET:CE	1:B:67:LYS:NZ[1_554]	1.84	0.36
1:A:33:SER:OG	1:B:334:GLU:CD[2_556]	1.88	0.32
1:A:334:GLU:OE2	1:B:33:SER:OG[2_556]	1.93	0.27
1:D:391:ILE:CD1	1:B:346:ARG:NH1[1_655]	1.97	0.23
1:D:170:ALA:O	1:B:383:GLY:N[1_655]	1.99	0.21
1:A:33:SER:OG	1:B:334:GLU:OE2[2_556]	2.00	0.20
1:A:33:SER:CB	1:B:334:GLU:OE1[2_556]	2.11	0.09
1:D:328:ASP:OD2	1:C:34:HIS:CE1[2_656]	2.13	0.07
1:A:397:THR:CG2	1:B:228:GLU:OE2[1_554]	2.17	0.03
1:B:354:ARG:NH1	1:C:99:ALA:O[1_455]	2.18	0.02
1:A:334:GLU:OE1	1:B:33:SER:CB[2_556]	2.19	0.01

5.3 Torsion angles ⓘ

5.3.1 Protein backbone ⓘ

In the following table, the Percentiles column shows the percent Ramachandran outliers of the chain as a percentile score with respect to all X-ray entries followed by that with respect to entries of similar resolution.

The Analysed column shows the number of residues for which the backbone conformation was analysed, and the total number of residues.

Mol	Chain	Analysed	Favoured	Allowed	Outliers	Percentiles	
1	A	445/473 (94%)	417 (94%)	27 (6%)	1 (0%)	52	84
1	B	453/473 (96%)	407 (90%)	42 (9%)	4 (1%)	21	55
1	C	452/473 (96%)	420 (93%)	28 (6%)	4 (1%)	21	55
1	D	439/473 (93%)	409 (93%)	28 (6%)	2 (0%)	34	69
All	All	1789/1892 (95%)	1653 (92%)	125 (7%)	11 (1%)	30	65

All (11) Ramachandran outliers are listed below:

Mol	Chain	Res	Type
1	D	404	ILE
1	C	471	GLU
1	B	447	VAL
1	C	294	ALA
1	C	467	LYS
1	B	433	ASN
1	C	188	ASP
1	D	214	PRO
1	B	354	ARG
1	B	128	PRO
1	A	435	PRO

5.3.2 Protein sidechains ⓘ

In the following table, the Percentiles column shows the percent sidechain outliers of the chain as a percentile score with respect to all X-ray entries followed by that with respect to entries of similar resolution.

The Analysed column shows the number of residues for which the sidechain conformation was analysed, and the total number of residues.

Mol	Chain	Analysed	Rotameric	Outliers	Percentiles	
1	A	338/382 (88%)	335 (99%)	3 (1%)	84	96
1	B	341/382 (89%)	338 (99%)	3 (1%)	84	96
1	C	336/382 (88%)	333 (99%)	3 (1%)	84	96
1	D	345/382 (90%)	339 (98%)	6 (2%)	68	92
All	All	1360/1528 (89%)	1345 (99%)	15 (1%)	80	95

All (15) residues with a non-rotameric sidechain are listed below:

Mol	Chain	Res	Type
1	A	375	LEU
1	A	388	ILE
1	A	457	ASP
1	D	6	ILE
1	D	186	GLN
1	D	198	GLU
1	D	206	TYR
1	D	322	VAL
1	D	409	VAL
1	B	5	ARG
1	B	38	LEU
1	B	42	ASP
1	C	90	LEU
1	C	116	LYS
1	C	467	LYS

Some sidechains can be flipped to improve hydrogen bonding and reduce clashes. All (18) such sidechains are listed below:

Mol	Chain	Res	Type
1	A	109	HIS
1	A	221	GLN
1	A	269	GLN
1	A	314	GLN
1	D	26	GLN
1	D	138	GLN
1	D	221	GLN
1	D	389	GLN
1	B	34	HIS
1	B	53	GLN
1	B	119	GLN
1	B	167	HIS
1	B	195	GLN
1	B	309	GLN
1	C	8	GLN
1	C	34	HIS
1	C	109	HIS
1	C	408	GLN

5.3.3 RNA ⓘ

There are no RNA molecules in this entry.

5.4 Non-standard residues in protein, DNA, RNA chains ⓘ

There are no non-standard protein/DNA/RNA residues in this entry.

5.5 Carbohydrates ⓘ

There are no carbohydrates in this entry.

5.6 Ligand geometry ⓘ

2 ligands are modelled in this entry.

In the following table, the Counts columns list the number of bonds (or angles) for which Mogul statistics could be retrieved, the number of bonds (or angles) that are observed in the model and the number of bonds (or angles) that are defined in the chemical component dictionary. The Link column lists molecule types, if any, to which the group is linked. The Z score for a bond length (or angle) is the number of standard deviations the observed value is removed from the expected value. A bond length (or angle) with $|Z| > 2$ is considered an outlier worth inspection. RMSZ is the root-mean-square of all Z scores of the bond lengths (or angles).

Mol	Type	Chain	Res	Link	Bond lengths			Bond angles		
					Counts	RMSZ	$\# Z > 2$	Counts	RMSZ	$\# Z > 2$
2	GDP	A	900	-	23,30,30	1.00	2 (8%)	30,47,47	1.67	5 (16%)
2	GDP	C	900	-	23,30,30	0.98	2 (8%)	30,47,47	1.88	6 (20%)

In the following table, the Chirals column lists the number of chiral outliers, the number of chiral centers analysed, the number of these observed in the model and the number defined in the chemical component dictionary. Similar counts are reported in the Torsion and Rings columns. '-' means no outliers of that kind were identified.

Mol	Type	Chain	Res	Link	Chirals	Torsions	Rings
2	GDP	A	900	-	-	0/12/32/32	0/3/3/3
2	GDP	C	900	-	-	0/12/32/32	0/3/3/3

All (4) bond length outliers are listed below:

Mol	Chain	Res	Type	Atoms	Z	Observed(Å)	Ideal(Å)
2	C	900	GDP	C5-C4	2.04	1.45	1.40
2	A	900	GDP	O4'-C1'	2.31	1.44	1.41
2	C	900	GDP	C6-C5	2.53	1.46	1.41
2	A	900	GDP	C6-C5	2.69	1.46	1.41

All (11) bond angle outliers are listed below:

Mol	Chain	Res	Type	Atoms	Z	Observed(°)	Ideal(°)
2	C	900	GDP	C5-C6-N1	-5.67	115.83	123.59
2	A	900	GDP	C5-C6-N1	-4.42	117.54	123.59
2	C	900	GDP	C4'-O4'-C1'	-3.51	105.86	109.72
2	C	900	GDP	N3-C2-N1	-2.98	122.91	127.44
2	A	900	GDP	N3-C2-N1	-2.83	123.14	127.44
2	A	900	GDP	C6-C5-C4	-2.82	117.52	120.90
2	C	900	GDP	C6-C5-C4	-2.45	117.97	120.90
2	C	900	GDP	O3B-PB-O1B	2.02	117.08	110.58
2	A	900	GDP	O3B-PB-O2B	2.06	115.20	107.38
2	A	900	GDP	C6-N1-C2	4.36	122.00	115.94
2	C	900	GDP	C6-N1-C2	5.35	123.37	115.94

There are no chirality outliers.

There are no torsion outliers.

There are no ring outliers.

2 monomers are involved in 44 short contacts:

Mol	Chain	Res	Type	Clashes	Symm-Clashes
2	A	900	GDP	36	0
2	C	900	GDP	8	0

5.7 Other polymers [i](#)

There are no such residues in this entry.

5.8 Polymer linkage issues [i](#)

There are no chain breaks in this entry.

6 Fit of model and data ⓘ

6.1 Protein, DNA and RNA chains ⓘ

In the following table, the column labelled ‘#RSRZ> 2’ contains the number (and percentage) of RSRZ outliers, followed by percent RSRZ outliers for the chain as percentile scores relative to all X-ray entries and entries of similar resolution. The OWAB column contains the minimum, median, 95th percentile and maximum values of the occupancy-weighted average B-factor per residue. The column labelled ‘Q< 0.9’ lists the number of (and percentage) of residues with an average occupancy less than 0.9.

Mol	Chain	Analysed	<RSRZ>	#RSRZ>2	OWAB(Å ²)	Q<0.9
1	A	451/473 (95%)	-0.27	3 (0%) 89 84	7, 36, 75, 93	0
1	B	457/473 (96%)	-0.23	13 (2%) 56 44	2, 33, 79, 93	0
1	C	458/473 (96%)	-0.24	13 (2%) 56 44	5, 33, 77, 111	0
1	D	447/473 (94%)	-0.24	10 (2%) 65 54	2, 33, 70, 112	0
All	All	1813/1892 (95%)	-0.24	39 (2%) 65 54	2, 34, 77, 112	0

All (39) RSRZ outliers are listed below:

Mol	Chain	Res	Type	RSRZ
1	B	49	LEU	3.8
1	A	466	VAL	3.7
1	B	442	ALA	3.5
1	D	41	LYS	3.4
1	A	359	ALA	3.3
1	B	454	ILE	3.1
1	C	465	MET	2.8
1	D	410	GLY	2.8
1	B	424	ASN	2.8
1	D	447	VAL	2.7
1	D	446	GLY	2.6
1	C	450	LYS	2.6
1	B	432	VAL	2.6
1	C	425	ALA	2.5
1	C	355	PRO	2.5
1	C	436	GLY	2.5
1	A	186	GLN	2.5
1	D	423	ALA	2.5
1	D	448	LEU	2.5
1	C	448	LEU	2.5
1	D	435	PRO	2.4

Continued on next page...

Continued from previous page...

Mol	Chain	Res	Type	RSRZ
1	B	423	ALA	2.4
1	D	184	LEU	2.4
1	C	60	LEU	2.4
1	C	440	LYS	2.4
1	C	42	ASP	2.3
1	B	23	LEU	2.3
1	B	416	ASP	2.2
1	B	422	THR	2.2
1	C	351	LYS	2.2
1	B	50	VAL	2.2
1	B	463	ARG	2.2
1	C	426	ALA	2.1
1	B	399	ASP	2.1
1	D	369	GLY	2.1
1	D	40	GLU	2.0
1	C	437	SER	2.0
1	C	366	GLN	2.0
1	B	24	LEU	2.0

6.2 Non-standard residues in protein, DNA, RNA chains [i](#)

There are no non-standard protein/DNA/RNA residues in this entry.

6.3 Carbohydrates [i](#)

There are no carbohydrates in this entry.

6.4 Ligands [i](#)

In the following table, the Atoms column lists the number of modelled atoms in the group and the number defined in the chemical component dictionary. LLDF column lists the quality of electron density of the group with respect to its neighbouring residues in protein, DNA or RNA chains. The B-factors column lists the minimum, median, 95th percentile and maximum values of B factors of atoms in the group. The column labelled 'Q< 0.9' lists the number of atoms with occupancy less than 0.9.

Mol	Type	Chain	Res	Atoms	RSCC	RSR	LLDF	B-factors(Å ²)	Q<0.9
2	GDP	C	900	28/28	0.92	0.16	0.47	46,51,53,54	0
2	GDP	A	900	28/28	0.93	0.13	-0.64	42,49,58,59	0

6.5 Other polymers [i](#)

There are no such residues in this entry.