



Full wwPDB X-ray Structure Validation Report ⓘ

Feb 1, 2016 – 10:08 AM GMT

PDB ID : 3KYP
Title : Crystal structure of Nucleosome assembly protein S (PfNapS) from Plasmodium falciparum
Authors : Gill, J.; Yogavel, M.; Sharma, A.
Deposited on : 2009-12-07
Resolution : 2.80 Å(reported)

This is a Full wwPDB X-ray Structure Validation Report for a publicly released PDB entry.
We welcome your comments at validation@mail.wwpdb.org
A user guide is available at
<http://wwpdb.org/validation/2016/XrayValidationReportHelp>
with specific help available everywhere you see the ⓘ symbol.

The following versions of software and data (see [references ⓘ](#)) were used in the production of this report:

MolProbity : 4.02b-467
Mogul : 1.7 (RC4), CSD as536be (2015)
Xtriage (Phenix) : 1.9-1692
EDS : rb-20026688
Percentile statistics : 20151230.v01 (using entries in the PDB archive December 30th 2015)
Refmac : 5.8.0135
CCP4 : 6.5.0
Ideal geometry (proteins) : Engh & Huber (2001)
Ideal geometry (DNA, RNA) : Parkinson et al. (1996)
Validation Pipeline (wwPDB-VP) : trunk26865

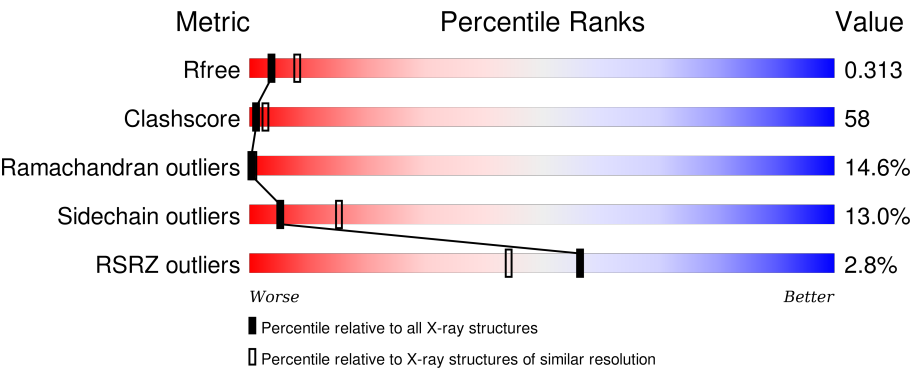
1 Overall quality at a glance i

The following experimental techniques were used to determine the structure:

X-RAY DIFFRACTION

The reported resolution of this entry is 2.80 Å.

Percentile scores (ranging between 0-100) for global validation metrics of the entry are shown in the following graphic. The table shows the number of entries on which the scores are based.



Metric	Whole archive (#Entries)	Similar resolution (#Entries, resolution range(Å))
R _{free}	91344	2393 (2.80-2.80)
Clashscore	102246	2827 (2.80-2.80)
Ramachandran outliers	100387	2782 (2.80-2.80)
Sidechain outliers	100360	2784 (2.80-2.80)
RSRZ outliers	91569	2404 (2.80-2.80)

The table below summarises the geometric issues observed across the polymeric chains and their fit to the electron density. The red, orange, yellow and green segments on the lower bar indicate the fraction of residues that contain outliers for ≥ 3 , 2, 1 and 0 types of geometric quality criteria. A grey segment represents the fraction of residues that are not modelled. The numeric value for each fraction is indicated below the corresponding segment, with a dot representing fractions $\leq 5\%$. The upper red bar (where present) indicates the fraction of residues that have poor fit to the electron density. The numeric value is given above the bar.

Mol	Chain	Length	Quality of chain
1	A	193	<div><div>3%</div><div>26%47%14%•11%</div></div>
1	B	193	<div><div>3%</div><div>23%46%15%•15%</div></div>
1	C	193	<div><div>%</div><div>27%42%15%•13%</div></div>
1	D	193	<div><div>3%</div><div>27%41%15%•13%</div></div>
1	E	193	<div><div>3%</div><div>27%45%13%•13%</div></div>

Continued on next page...

Continued from previous page...

Mol	Chain	Length	Quality of chain
1	F	193	<div><div></div><div>3%</div><div>26%</div><div>45%</div><div>15%</div><div>•</div><div>13%</div></div>

2 Entry composition [i](#)

There are 2 unique types of molecules in this entry. The entry contains 8486 atoms, of which 0 are hydrogens and 0 are deuteriums.

In the tables below, the ZeroOcc column contains the number of atoms modelled with zero occupancy, the AltConf column contains the number of residues with at least one atom in alternate conformation and the Trace column contains the number of residues modelled with at most 2 atoms.

- Molecule 1 is a protein called Nucleosome assembly protein.

Mol	Chain	Residues	Atoms					ZeroOcc	AltConf	Trace
1	A	171	Total	C	N	O	S	0	0	0
			1379	883	232	260	4			
1	B	165	Total	C	N	O	S	0	0	0
			1366	881	229	251	5			
1	C	167	Total	C	N	O	S	0	0	0
			1335	858	220	253	4			
1	D	168	Total	C	N	O	S	0	0	0
			1328	848	224	251	5			
1	E	168	Total	C	N	O	S	0	0	0
			1341	863	224	250	4			
1	F	167	Total	C	N	O	S	0	0	0
			1379	887	230	257	5			

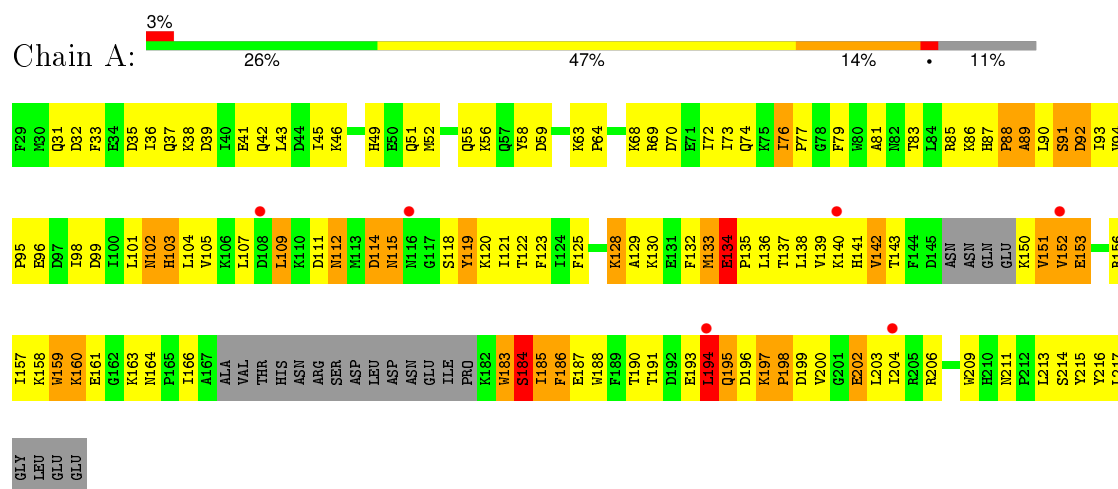
- Molecule 2 is water.

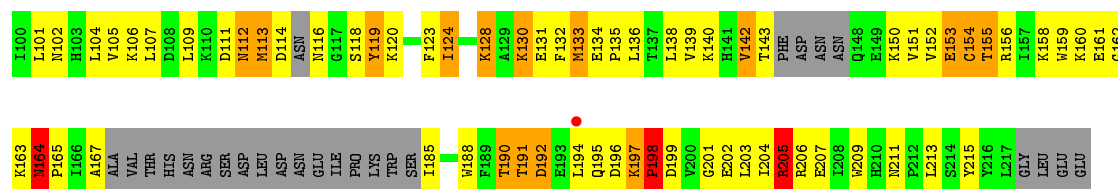
Mol	Chain	Residues	Atoms		ZeroOcc	AltConf
2	A	79	Total	O	0	0
			79	79		
2	B	68	Total	O	0	0
			68	68		
2	C	45	Total	O	0	0
			45	45		
2	D	40	Total	O	0	0
			40	40		
2	E	54	Total	O	0	0
			54	54		
2	F	72	Total	O	0	0
			72	72		

3 Residue-property plots

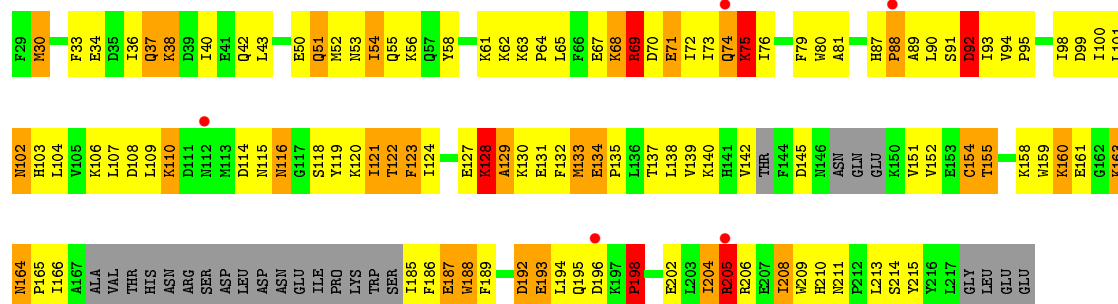
These plots are drawn for all protein, RNA and DNA chains in the entry. The first graphic for a chain summarises the proportions of errors displayed in the second graphic. The second graphic shows the sequence view annotated by issues in geometry and electron density. Residues are color-coded according to the number of geometric quality criteria for which they contain at least one outlier: green = 0, yellow = 1, orange = 2 and red = 3 or more. A red dot above a residue indicates a poor fit to the electron density ($RSRZ > 2$). Stretches of 2 or more consecutive residues without any outlier are shown as a green connector. Residues present in the sample, but not in the model, are shown in grey.

• Molecule 1: Nucleosome assembly protein

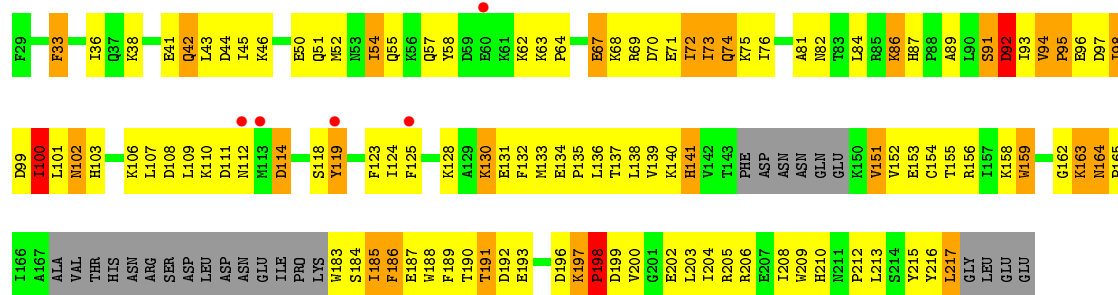




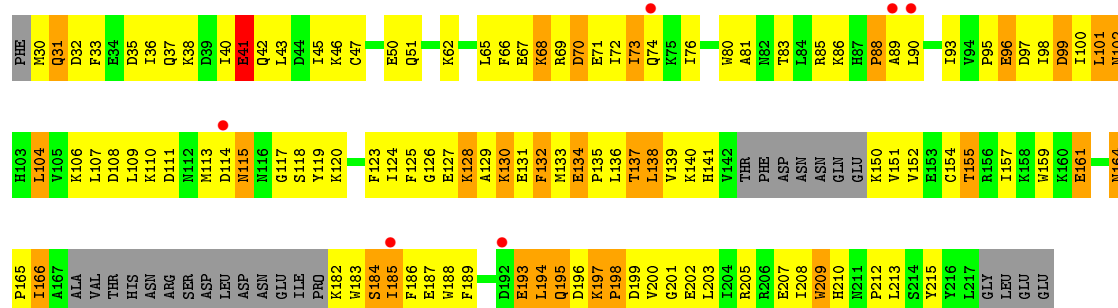
• Molecule 1: Nucleosome assembly protein



• Molecule 1: Nucleosome assembly protein



• Molecule 1: Nucleosome assembly protein



4 Data and refinement statistics

Property	Value	Source
Space group	P 21 21 21	Depositor
Cell constants a, b, c, α , β , γ	95.79Å 114.90Å 139.10Å 90.00° 90.00° 90.00°	Depositor
Resolution (Å)	47.90 – 2.80 49.27 – 2.80	Depositor EDS
% Data completeness (in resolution range)	91.1 (47.90-2.80) 91.1 (49.27-2.80)	Depositor EDS
R_{merge}	(Not available)	Depositor
R_{sym}	(Not available)	Depositor
$\langle I/\sigma(I) \rangle$ ¹	4.77 (at 2.81Å)	Xtriage
Refinement program	CNS 1.2	Depositor
R, R_{free}	0.285 , 0.315 0.286 , 0.313	Depositor DCC
R_{free} test set	3501 reflections (10.00%)	DCC
Wilson B-factor (Å ²)	50.8	Xtriage
Anisotropy	0.727	Xtriage
Bulk solvent k_{sol} (e/Å ³), B_{sol} (Å ²)	0.28 , 64.2	EDS
Estimated twinning fraction	No twinning to report.	Xtriage
L-test for twinning ²	$\langle L \rangle = 0.48$, $\langle L^2 \rangle = 0.32$	Xtriage
Outliers	0 of 37108 reflections	Xtriage
F_o, F_c correlation	0.87	EDS
Total number of atoms	8486	wwPDB-VP
Average B, all atoms (Å ²)	62.0	wwPDB-VP

Xtriage's analysis on translational NCS is as follows: *The largest off-origin peak in the Patterson function is 3.19% of the height of the origin peak. No significant pseudotranslation is detected.*

¹Intensities estimated from amplitudes.

²Theoretical values of $\langle |L| \rangle$, $\langle L^2 \rangle$ for acentric reflections are 0.5, 0.375 respectively for untwinned datasets, and 0.333, 0.2 for perfectly twinned datasets.

5 Model quality

5.1 Standard geometry

The Z score for a bond length (or angle) is the number of standard deviations the observed value is removed from the expected value. A bond length (or angle) with $|Z| > 5$ is considered an outlier worth inspection. RMSZ is the root-mean-square of all Z scores of the bond lengths (or angles).

Mol	Chain	Bond lengths		Bond angles	
		RMSZ	$\# Z > 5$	RMSZ	$\# Z > 5$
1	A	0.42	0/1409	0.67	1/1895 (0.1%)
1	B	0.41	0/1395	0.74	0/1876
1	C	0.53	1/1362 (0.1%)	0.85	7/1832 (0.4%)
1	D	0.44	1/1356 (0.1%)	0.63	0/1821
1	E	0.44	0/1369	0.76	6/1845 (0.3%)
1	F	0.43	0/1410	0.74	2/1897 (0.1%)
All	All	0.45	2/8301 (0.0%)	0.73	16/11166 (0.1%)

All (2) bond length outliers are listed below:

Mol	Chain	Res	Type	Atoms	Z	Observed(Å)	Ideal(Å)
1	D	198	PRO	CB-CG	5.48	1.77	1.50
1	C	198	PRO	CB-CG	5.06	1.75	1.50

All (16) bond angle outliers are listed below:

Mol	Chain	Res	Type	Atoms	Z	Observed(°)	Ideal(°)
1	C	154	CYS	N-CA-C	7.62	131.59	111.00
1	C	192	ASP	CB-CG-OD1	6.58	124.22	118.30
1	E	165	PRO	N-CA-CB	6.47	111.07	103.30
1	A	103	HIS	N-CA-C	-6.01	94.78	111.00
1	E	67	GLU	N-CA-C	-5.80	95.34	111.00
1	C	165	PRO	N-CA-CB	5.67	110.11	103.30
1	C	192	ASP	CB-CG-OD2	-5.59	113.27	118.30
1	E	198	PRO	N-CA-CB	5.58	109.99	103.30
1	E	74	GLN	N-CA-C	-5.54	96.04	111.00
1	F	68	LYS	N-CA-C	-5.26	96.81	111.00
1	C	197	LYS	C-N-CD	-5.13	109.31	120.60
1	C	155	THR	N-CA-C	5.11	124.79	111.00
1	E	212	PRO	N-CA-CB	5.08	109.40	103.30
1	E	100	ILE	N-CA-C	-5.05	97.36	111.00
1	C	142	VAL	N-CA-C	5.03	124.58	111.00
1	F	212	PRO	N-CA-CB	5.00	109.31	103.30

There are no chirality outliers.

There are no planarity outliers.

5.2 Too-close contacts

In the following table, the Non-H and H(model) columns list the number of non-hydrogen atoms and hydrogen atoms in the chain respectively. The H(added) column lists the number of hydrogen atoms added and optimized by MolProbity. The Clashes column lists the number of clashes within the asymmetric unit, whereas Symm-Clashes lists symmetry related clashes.

Mol	Chain	Non-H	H(model)	H(added)	Clashes	Symm-Clashes
1	A	1379	0	1319	148	0
1	B	1366	0	1344	191	0
1	C	1335	0	1262	156	0
1	D	1328	0	1244	152	0
1	E	1341	0	1263	152	0
1	F	1379	0	1340	169	0
2	A	79	0	0	6	0
2	B	68	0	0	9	0
2	C	45	0	0	5	0
2	D	40	0	0	2	0
2	E	54	0	0	2	0
2	F	72	0	0	6	0
All	All	8486	0	7772	926	0

The all-atom clashscore is defined as the number of clashes found per 1000 atoms (including hydrogen atoms). The all-atom clashscore for this structure is 58.

All (926) close contacts within the same asymmetric unit are listed below, sorted by their clash magnitude.

Atom-1	Atom-2	Interatomic distance (Å)	Clash overlap (Å)
1:D:198:PRO:CG	1:D:198:PRO:CB	1.77	1.45
1:C:198:PRO:CB	1:C:198:PRO:CG	1.75	1.43
1:F:69:ARG:HH21	1:F:106:LYS:HD3	1.11	1.14
1:C:89:ALA:HA	1:C:92:ASP:HB3	1.25	1.11
1:B:99:ASP:HA	1:B:102:ASN:HB2	1.27	1.10
1:C:120:LYS:HG3	1:C:139:VAL:HG22	1.34	1.07
1:B:95:PRO:HD3	1:B:183:TRP:O	1.56	1.06
1:E:132:PHE:HB3	1:E:158:LYS:HB2	1.40	1.03
1:B:101:LEU:HG	1:B:130:LYS:HD2	1.41	1.03
1:C:164:ASN:N	1:C:164:ASN:HD22	1.57	1.02
1:A:142:VAL:HG12	1:A:143:THR:H	1.23	1.01

Continued on next page...

Continued from previous page...

Atom-1	Atom-2	Interatomic distance (Å)	Clash overlap (Å)
1:A:152:VAL:HG23	1:A:191:THR:HA	1.42	1.00
1:C:96:GLU:CD	1:C:96:GLU:H	1.65	0.99
1:C:152:VAL:HG12	1:C:153:GLU:H	1.23	0.99
1:D:130:LYS:HG2	1:D:163:LYS:HG2	1.44	0.99
1:E:131:GLU:HA	1:E:159:TRP:HA	1.42	0.98
1:B:151:VAL:HG12	1:B:152:VAL:H	1.27	0.96
1:C:194:LEU:CD1	1:C:199:ASP:HB3	1.96	0.94
1:F:69:ARG:NH2	1:F:106:LYS:HD3	1.82	0.94
1:F:90:LEU:HD22	1:F:203:LEU:HD21	1.47	0.94
1:A:157:ILE:HD12	1:A:158:LYS:H	1.28	0.94
1:F:69:ARG:HH21	1:F:106:LYS:CD	1.82	0.93
1:B:142:VAL:HG13	1:B:150:LYS:HG2	1.51	0.92
1:C:138:LEU:HD11	2:C:225:HOH:O	1.68	0.91
1:D:164:ASN:HB2	1:D:165:PRO:HD2	1.53	0.91
1:F:165:PRO:O	1:F:166:ILE:HG23	1.71	0.91
1:C:133:MET:SD	1:C:133:MET:N	2.44	0.91
1:F:185:ILE:HG23	1:F:200:VAL:HG21	1.52	0.91
1:B:98:ILE:HD11	1:B:184:SER:OG	1.70	0.90
1:D:196:ASP:O	1:D:198:PRO:HD3	1.73	0.88
1:D:37:GLN:HA	1:D:37:GLN:HE21	1.35	0.88
1:A:142:VAL:HG22	1:A:150:LYS:CB	2.03	0.88
1:C:152:VAL:HG12	1:C:153:GLU:N	1.89	0.87
1:A:142:VAL:HG12	1:A:143:THR:N	1.88	0.87
1:F:69:ARG:HA	1:F:72:ILE:HG12	1.55	0.87
1:E:58:TYR:O	1:E:62:LYS:HG3	1.75	0.87
1:A:132:PHE:H	1:A:157:ILE:HD11	1.38	0.87
1:C:36:ILE:HG13	1:D:68:LYS:HG3	1.57	0.86
1:B:131:GLU:HB2	1:B:159:TRP:CE3	2.11	0.86
1:F:98:ILE:HA	1:F:101:LEU:HD22	1.55	0.86
1:D:204:ILE:HA	1:D:208:ILE:HG23	1.58	0.85
1:F:166:ILE:O	1:F:166:ILE:HD12	1.77	0.84
1:B:104:LEU:HD21	1:B:123:PHE:HB3	1.57	0.84
1:B:152:VAL:HG23	1:B:153:GLU:H	1.40	0.84
1:D:95:PRO:HD3	1:D:185:ILE:HA	1.59	0.84
1:C:73:ILE:HG13	1:C:105:VAL:HG12	1.59	0.83
1:B:165:PRO:HG2	1:B:166:ILE:H	1.43	0.83
1:F:138:LEU:HD21	2:F:228:HOH:O	1.78	0.82
1:A:134:GLU:HB2	1:A:135:PRO:CD	2.10	0.82
1:A:142:VAL:CG1	1:A:143:THR:H	1.92	0.82
1:E:94:VAL:HB	1:E:95:PRO:HA	1.61	0.82
1:F:127:GLU:HA	1:F:127:GLU:OE1	1.80	0.82

Continued on next page...

Continued from previous page...

Atom-1	Atom-2	Interatomic distance (Å)	Clash overlap (Å)
1:E:132:PHE:HD2	1:E:158:LYS:HD2	1.45	0.81
1:A:35:ASP:O	1:A:38:LYS:HG2	1.81	0.81
1:F:96:GLU:H	1:F:96:GLU:CD	1.84	0.81
1:A:81:ALA:HB2	1:A:102:ASN:HB3	1.62	0.81
1:F:35:ASP:HA	1:F:38:LYS:HB2	1.62	0.81
1:A:68:LYS:HB3	1:B:36:ILE:HD11	1.62	0.80
1:C:89:ALA:HA	1:C:92:ASP:CB	2.10	0.80
1:E:156:ARG:HH12	1:E:158:LYS:HG2	1.46	0.80
1:B:140:LYS:NZ	1:B:140:LYS:HB3	1.96	0.80
1:D:133:MET:SD	1:D:133:MET:N	2.53	0.80
1:A:81:ALA:CB	1:A:102:ASN:HB3	2.12	0.79
1:B:127:GLU:HA	2:B:462:HOH:O	1.81	0.79
1:E:93:ILE:O	1:E:94:VAL:HG22	1.82	0.79
1:E:185:ILE:C	1:E:187:GLU:H	1.86	0.79
1:F:96:GLU:CD	1:F:96:GLU:N	2.36	0.79
1:E:42:GLN:O	1:E:45:ILE:HG13	1.83	0.79
1:D:196:ASP:O	1:D:198:PRO:CD	2.30	0.78
1:A:109:LEU:HD12	1:A:121:ILE:HG12	1.64	0.78
1:E:185:ILE:O	1:E:187:GLU:N	2.15	0.78
1:D:119:TYR:HB3	1:D:205:ARG:CZ	2.12	0.78
1:F:110:LYS:HD2	1:F:120:LYS:HZ1	1.48	0.77
1:A:98:ILE:O	1:A:101:LEU:HB3	1.84	0.77
1:B:53:ASN:O	1:B:57:GLN:HB2	1.84	0.77
1:F:199:ASP:O	1:F:202:GLU:HG2	1.84	0.77
1:C:194:LEU:HD11	1:C:199:ASP:HB3	1.65	0.77
1:D:37:GLN:CA	1:D:37:GLN:HE21	1.96	0.77
1:F:127:GLU:HG2	2:F:773:HOH:O	1.85	0.77
1:C:152:VAL:CG1	1:C:153:GLU:H	1.97	0.77
1:B:157:ILE:O	1:B:158:LYS:HB2	1.83	0.76
1:A:133:MET:SD	1:A:157:ILE:HD13	2.26	0.76
1:F:69:ARG:HD2	1:F:108:ASP:OD1	1.85	0.76
1:B:60:GLU:O	1:B:63:LYS:HG2	1.85	0.76
1:A:194:LEU:H	1:A:194:LEU:HD23	1.49	0.76
1:D:37:GLN:HA	1:D:37:GLN:NE2	2.00	0.75
1:F:123:PHE:O	1:F:135:PRO:HA	1.86	0.75
1:E:70:ASP:HA	1:E:73:ILE:HD12	1.67	0.75
1:B:68:LYS:O	1:B:71:GLU:HB2	1.86	0.75
1:E:69:ARG:O	1:E:73:ILE:HG13	1.86	0.75
1:A:37:GLN:HG2	1:B:211:ASN:OD1	1.86	0.74
1:C:32:ASP:HB3	1:D:71:GLU:OE1	1.86	0.74
1:E:137:THR:HG22	1:E:155:THR:OG1	1.86	0.74

Continued on next page...

Continued from previous page...

Atom-1	Atom-2	Interatomic distance (Å)	Clash overlap (Å)
1:E:98:ILE:HG12	1:E:184:SER:O	1.86	0.74
1:D:123:PHE:O	1:D:135:PRO:HA	1.88	0.74
1:D:52:MET:HG3	1:D:56:LYS:HE3	1.70	0.74
1:A:152:VAL:HG22	1:A:153:GLU:N	2.03	0.74
1:E:95:PRO:HG2	1:E:98:ILE:HB	1.69	0.73
1:F:185:ILE:HG22	1:F:186:PHE:H	1.52	0.73
1:E:33:PHE:O	1:E:36:ILE:HG22	1.88	0.73
1:E:202:GLU:HG3	1:E:206:ARG:HD2	1.71	0.73
1:C:191:THR:O	1:C:192:ASP:OD1	2.05	0.73
1:D:73:ILE:O	1:D:75:LYS:N	2.21	0.73
1:B:92:ASP:OD1	1:B:93:ILE:HG13	1.88	0.73
1:C:190:THR:O	1:C:191:THR:O	2.07	0.73
1:D:89:ALA:HA	1:D:92:ASP:OD1	1.89	0.73
1:C:87:HIS:ND1	1:C:90:LEU:HB2	2.04	0.73
1:D:95:PRO:CD	1:D:185:ILE:HA	2.19	0.72
1:C:43:LEU:HD13	1:D:62:LYS:HE2	1.71	0.72
1:D:210:HIS:ND1	1:D:211:ASN:N	2.38	0.72
1:F:202:GLU:HG3	1:F:203:LEU:N	2.05	0.72
1:B:72:ILE:O	1:B:75:LYS:N	2.17	0.72
1:F:86:LYS:HD2	1:F:215:TYR:O	1.90	0.72
1:B:164:ASN:OD1	1:B:165:PRO:HD3	1.90	0.71
1:A:152:VAL:HG22	1:A:153:GLU:H	1.53	0.71
1:D:192:ASP:CG	1:D:193:GLU:H	1.92	0.71
1:E:103:HIS:ND1	1:E:128:LYS:HG3	2.05	0.71
1:C:89:ALA:CA	1:C:92:ASP:HB3	2.13	0.71
1:D:68:LYS:C	1:D:70:ASP:H	1.92	0.71
1:E:74:GLN:O	1:E:76:ILE:N	2.23	0.71
1:B:72:ILE:HG13	1:B:73:ILE:N	2.04	0.71
1:C:102:ASN:HD22	1:C:104:LEU:HD11	1.55	0.70
1:C:51:GLN:HG3	1:D:54:ILE:HD11	1.73	0.70
1:F:202:GLU:HG3	1:F:203:LEU:H	1.57	0.70
1:B:41:GLU:O	1:B:45:ILE:HG23	1.92	0.70
1:C:113:MET:O	1:C:114:ASP:C	2.30	0.70
1:B:134:GLU:HB2	1:B:135:PRO:HD3	1.71	0.70
1:B:193:GLU:HG3	1:B:195:GLN:HG2	1.74	0.70
1:B:63:LYS:HG3	1:B:64:PRO:HD3	1.72	0.70
1:C:164:ASN:N	1:C:164:ASN:ND2	2.32	0.70
1:F:182:LYS:HB3	1:F:182:LYS:NZ	2.07	0.70
1:E:95:PRO:HD3	1:E:183:TRP:O	1.92	0.70
1:F:113:MET:HG3	1:F:118:SER:O	1.91	0.69
1:B:151:VAL:HG12	1:B:152:VAL:N	2.04	0.69

Continued on next page...

Continued from previous page...

Atom-1	Atom-2	Interatomic distance (Å)	Clash overlap (Å)
1:F:98:ILE:CD1	1:F:185:ILE:H	2.05	0.69
1:B:64:PRO:HG2	1:B:65:LEU:HD22	1.73	0.69
1:E:213:LEU:HD11	1:F:33:PHE:HB3	1.73	0.69
1:E:103:HIS:CE1	1:E:128:LYS:HG3	2.28	0.69
1:C:133:MET:HE2	1:C:158:LYS:HE2	1.73	0.69
1:B:72:ILE:HD11	2:B:754:HOH:O	1.91	0.69
1:D:109:LEU:HD22	1:D:110:LYS:H	1.58	0.69
1:C:120:LYS:CG	1:C:139:VAL:HG22	2.18	0.69
1:D:163:LYS:O	1:D:164:ASN:HB3	1.92	0.68
1:F:98:ILE:HD13	1:F:185:ILE:H	1.58	0.68
1:C:139:VAL:O	1:C:153:GLU:HB2	1.93	0.68
1:C:96:GLU:O	1:C:99:ASP:HB2	1.93	0.68
1:B:163:LYS:O	1:B:164:ASN:HB2	1.94	0.68
1:A:134:GLU:HB2	1:A:135:PRO:HD2	1.75	0.68
1:A:101:LEU:O	1:A:103:HIS:N	2.26	0.68
1:F:196:ASP:C	1:F:198:PRO:HD3	2.13	0.68
1:B:88:PRO:HD3	1:B:215:TYR:HE1	1.58	0.68
1:F:42:GLN:O	1:F:45:ILE:HG22	1.93	0.68
1:A:157:ILE:HD12	1:A:158:LYS:N	2.07	0.67
1:C:53:ASN:HD22	1:C:56:LYS:HE2	1.57	0.67
1:D:69:ARG:NH1	1:D:69:ARG:HB3	2.09	0.67
1:E:123:PHE:HB2	1:E:136:LEU:HB2	1.77	0.67
1:C:68:LYS:O	1:C:71:GLU:HG2	1.95	0.67
1:F:136:LEU:HA	1:F:155:THR:HG21	1.77	0.67
1:B:72:ILE:CG1	1:B:73:ILE:N	2.57	0.67
1:A:38:LYS:O	1:A:42:GLN:HG2	1.95	0.67
1:C:133:MET:CE	1:C:158:LYS:HB2	2.25	0.67
1:B:165:PRO:CG	1:B:166:ILE:H	2.08	0.66
1:D:164:ASN:HB2	1:D:165:PRO:CD	2.22	0.66
1:E:98:ILE:HG12	1:E:185:ILE:HG22	1.77	0.66
1:C:106:LYS:O	1:C:123:PHE:O	2.13	0.66
1:B:142:VAL:HG21	1:B:150:LYS:NZ	2.11	0.66
1:E:208:ILE:HG22	1:E:209:TRP:H	1.60	0.66
1:C:101:LEU:HD23	1:C:130:LYS:HD3	1.78	0.66
1:B:130:LYS:HA	1:B:160:LYS:HB2	1.78	0.66
1:C:51:GLN:HG2	1:D:51:GLN:HG3	1.78	0.66
1:B:194:LEU:HD22	1:B:197:LYS:HD2	1.76	0.66
1:B:95:PRO:HD2	1:B:98:ILE:HG13	1.76	0.66
1:C:190:THR:HG23	1:C:191:THR:N	2.11	0.66
1:B:89:ALA:HA	1:B:92:ASP:OD2	1.96	0.66
1:E:131:GLU:HA	1:E:159:TRP:CA	2.22	0.65

Continued on next page...

Continued from previous page...

Atom-1	Atom-2	Interatomic distance (Å)	Clash overlap (Å)
1:B:120:LYS:HB3	1:B:139:VAL:HG13	1.78	0.65
1:A:157:ILE:CD1	1:A:158:LYS:H	2.04	0.65
1:C:71:GLU:O	1:C:76:ILE:HG13	1.95	0.65
1:D:89:ALA:O	1:D:91:SER:N	2.30	0.65
1:D:98:ILE:O	1:D:102:ASN:HB2	1.97	0.65
1:C:43:LEU:CD1	1:D:62:LYS:HE2	2.27	0.65
1:C:86:LYS:HD2	1:C:215:TYR:O	1.97	0.65
1:F:128:LYS:H	1:F:128:LYS:HD3	1.62	0.65
1:F:128:LYS:HG3	1:F:132:PHE:CE2	2.31	0.65
1:B:166:ILE:HA	2:B:222:HOH:O	1.96	0.65
1:F:74:GLN:O	1:F:76:ILE:N	2.27	0.65
1:B:99:ASP:HA	1:B:102:ASN:CB	2.15	0.65
1:D:69:ARG:HH11	1:D:69:ARG:HB3	1.62	0.65
1:A:217:LEU:HD21	1:B:30:MET:CE	2.27	0.64
1:A:49:HIS:O	1:A:52:MET:HB2	1.96	0.64
1:E:138:LEU:HD12	1:E:154:CYS:HB3	1.79	0.64
1:E:159:TRP:CE3	1:E:163:LYS:HA	2.32	0.64
1:E:81:ALA:HB2	1:E:101:LEU:O	1.97	0.64
1:C:40:ILE:O	1:C:44:ASP:HB2	1.96	0.64
1:D:110:LYS:NZ	1:D:120:LYS:HD3	2.13	0.64
1:B:138:LEU:HD22	1:B:188:TRP:CH2	2.33	0.64
1:E:42:GLN:HA	1:E:42:GLN:NE2	2.13	0.64
1:E:42:GLN:HA	1:E:42:GLN:HE21	1.62	0.64
1:C:102:ASN:ND2	1:C:104:LEU:HD11	2.13	0.63
1:A:140:LYS:HD3	1:A:141:HIS:N	2.13	0.63
1:B:157:ILE:HG13	1:B:158:LYS:H	1.63	0.63
1:D:127:GLU:OE2	1:D:127:GLU:HA	1.99	0.63
1:E:185:ILE:HG12	1:E:186:PHE:H	1.64	0.63
1:F:96:GLU:O	1:F:99:ASP:HB2	1.98	0.63
1:B:84:LEU:O	1:B:91:SER:HB2	1.98	0.63
1:A:99:ASP:C	1:A:101:LEU:H	2.01	0.63
1:B:130:LYS:HB2	1:B:163:LYS:HG3	1.81	0.63
1:C:194:LEU:HD11	1:C:199:ASP:CB	2.28	0.63
1:C:73:ILE:HG13	1:C:105:VAL:CG1	2.28	0.63
1:F:120:LYS:HD2	1:F:139:VAL:HG22	1.81	0.63
1:B:106:LYS:HA	2:B:754:HOH:O	1.98	0.63
1:A:213:LEU:HD13	1:B:33:PHE:CG	2.34	0.63
1:B:183:TRP:CZ3	1:B:185:ILE:HA	2.34	0.63
1:B:142:VAL:CG1	1:B:150:LYS:HG2	2.26	0.63
1:C:112:ASN:O	1:C:118:SER:HB2	1.99	0.63
1:A:152:VAL:O	1:A:153:GLU:HB2	1.98	0.63

Continued on next page...

Continued from previous page...

Atom-1	Atom-2	Interatomic distance (Å)	Clash overlap (Å)
1:C:87:HIS:CE1	1:C:90:LEU:HD22	2.34	0.62
1:A:133:MET:HE3	2:A:226:HOH:O	1.99	0.62
1:B:140:LYS:HZ2	1:B:140:LYS:HB3	1.64	0.62
1:A:128:LYS:O	1:A:130:LYS:N	2.32	0.62
1:C:194:LEU:CD1	1:C:199:ASP:CB	2.76	0.62
1:A:130:LYS:HE3	1:A:163:LYS:HD3	1.81	0.62
1:E:217:LEU:N	1:E:217:LEU:HD23	2.14	0.62
1:C:87:HIS:HE1	1:C:90:LEU:HD22	1.64	0.62
1:E:156:ARG:NH1	1:E:158:LYS:HG2	2.14	0.62
1:F:101:LEU:HD12	1:F:130:LYS:HD3	1.82	0.62
1:B:152:VAL:HG23	1:B:153:GLU:N	2.12	0.62
1:C:211:ASN:HA	1:D:37:GLN:OE1	1.99	0.62
1:F:36:ILE:O	1:F:40:ILE:HG13	2.00	0.62
1:E:134:GLU:HB3	1:E:135:PRO:HD3	1.82	0.62
1:E:95:PRO:HG3	1:E:184:SER:CB	2.29	0.61
1:B:42:GLN:O	1:B:45:ILE:HG12	2.00	0.61
1:E:106:LYS:HD3	1:E:124:ILE:HD12	1.83	0.61
1:C:65:LEU:HB3	1:D:40:ILE:HG22	1.82	0.61
1:E:119:TYR:HD2	1:E:140:LYS:HE3	1.65	0.61
1:C:194:LEU:HD12	1:C:199:ASP:HB3	1.79	0.61
1:E:95:PRO:HD3	1:E:184:SER:HA	1.81	0.61
1:B:63:LYS:N	1:B:64:PRO:HD2	2.16	0.61
1:A:194:LEU:H	1:A:194:LEU:CD2	2.14	0.61
1:F:127:GLU:OE1	1:F:128:LYS:HD3	2.01	0.61
1:A:109:LEU:HD12	1:A:121:ILE:CG1	2.30	0.61
1:F:140:LYS:NZ	1:F:150:LYS:HA	2.15	0.61
1:A:190:THR:OG1	1:A:194:LEU:HB3	2.01	0.60
1:B:109:LEU:O	1:B:110:LYS:C	2.40	0.60
1:B:165:PRO:HG2	1:B:166:ILE:N	2.14	0.60
1:B:98:ILE:HD12	1:B:185:ILE:HG22	1.83	0.60
1:C:96:GLU:N	1:C:96:GLU:CD	2.43	0.60
1:A:160:LYS:NZ	1:A:160:LYS:HB2	2.16	0.60
1:D:124:ILE:HD12	1:D:124:ILE:N	2.17	0.60
1:B:185:ILE:HG12	1:B:185:ILE:O	2.02	0.60
1:D:128:LYS:C	1:D:130:LYS:H	2.04	0.60
1:A:83:THR:HG23	1:A:215:TYR:HB2	1.84	0.60
1:B:66:PHE:C	1:B:68:LYS:H	2.05	0.60
1:A:70:ASP:HA	1:A:73:ILE:HD12	1.85	0.59
1:F:37:GLN:O	1:F:41:GLU:HB2	2.01	0.59
1:C:90:LEU:HD23	1:C:203:LEU:HD21	1.85	0.59
1:F:185:ILE:O	1:F:186:PHE:HB2	2.02	0.59

Continued on next page...

Continued from previous page...

Atom-1	Atom-2	Interatomic distance (Å)	Clash overlap (Å)
1:E:54:ILE:HA	1:E:57:GLN:HG2	1.84	0.59
1:B:211:ASN:ND2	1:B:214:SER:HB3	2.16	0.59
1:E:42:GLN:HE21	1:E:42:GLN:CA	2.15	0.59
1:A:152:VAL:HG13	1:A:153:GLU:H	1.67	0.59
1:A:191:THR:O	1:A:194:LEU:HD22	2.02	0.59
1:E:98:ILE:O	1:E:98:ILE:HG23	2.01	0.59
1:C:134:GLU:HA	1:C:134:GLU:OE1	2.02	0.59
1:A:195:GLN:C	1:A:198:PRO:HD2	2.23	0.59
1:F:98:ILE:HA	1:F:101:LEU:CD2	2.29	0.59
1:B:119:TYR:O	1:B:140:LYS:HB2	2.03	0.59
1:E:196:ASP:O	1:E:198:PRO:N	2.36	0.59
1:F:69:ARG:CZ	1:F:106:LYS:HD3	2.32	0.58
1:A:191:THR:CG2	2:A:863:HOH:O	2.51	0.58
1:D:130:LYS:HG2	1:D:163:LYS:CG	2.25	0.58
1:F:136:LEU:HB3	1:F:189:PHE:CE1	2.37	0.58
1:A:69:ARG:O	1:A:73:ILE:HG13	2.02	0.58
1:F:69:ARG:CA	1:F:72:ILE:HG12	2.29	0.58
1:D:68:LYS:O	1:D:68:LYS:HG2	2.02	0.58
1:A:109:LEU:HD21	1:A:111:ASP:HB2	1.84	0.58
1:D:110:LYS:HZ2	1:D:120:LYS:HD3	1.68	0.58
1:F:69:ARG:O	1:F:73:ILE:HB	2.03	0.58
1:F:88:PRO:O	1:F:90:LEU:N	2.37	0.58
1:F:137:THR:H	1:F:155:THR:CG2	2.15	0.58
1:A:46:LYS:HD2	2:A:327:HOH:O	2.03	0.58
1:C:196:ASP:OD1	1:C:196:ASP:O	2.21	0.58
1:B:72:ILE:CG1	1:B:73:ILE:H	2.17	0.58
1:B:134:GLU:HA	1:B:134:GLU:OE2	2.04	0.58
1:F:202:GLU:CG	1:F:203:LEU:H	2.16	0.58
1:C:128:LYS:HD2	1:C:128:LYS:H	1.68	0.58
1:F:128:LYS:HD2	1:F:134:GLU:OE2	2.04	0.58
1:F:104:LEU:HB3	1:F:125:PHE:CE1	2.38	0.58
1:F:69:ARG:HE	1:F:106:LYS:HD3	1.68	0.58
1:E:95:PRO:CD	1:E:184:SER:HA	2.33	0.58
1:E:70:ASP:HA	1:E:73:ILE:CD1	2.33	0.58
1:A:95:PRO:HD2	1:A:184:SER:HA	1.84	0.58
1:C:123:PHE:O	1:C:124:ILE:HB	2.04	0.58
1:D:132:PHE:HB3	2:D:553:HOH:O	2.03	0.58
1:A:133:MET:SD	1:A:133:MET:N	2.72	0.58
1:C:104:LEU:H	1:C:104:LEU:HD12	1.68	0.58
1:A:160:LYS:HB2	1:A:160:LYS:HZ2	1.69	0.58
1:F:69:ARG:HA	1:F:72:ILE:CG1	2.28	0.57

Continued on next page...

Continued from previous page...

Atom-1	Atom-2	Interatomic distance (Å)	Clash overlap (Å)
1:B:163:LYS:O	1:B:164:ASN:CB	2.52	0.57
1:A:118:SER:O	1:A:140:LYS:HB3	2.04	0.57
1:F:67:GLU:C	1:F:69:ARG:H	2.06	0.57
1:A:99:ASP:C	1:A:101:LEU:N	2.58	0.57
1:A:195:GLN:CD	1:A:196:ASP:H	2.08	0.57
1:C:109:LEU:HD21	1:C:205:ARG:HB2	1.87	0.57
1:C:164:ASN:H	1:C:164:ASN:HD22	1.47	0.57
1:E:132:PHE:CB	1:E:158:LYS:HB2	2.24	0.57
1:E:119:TYR:HD2	1:E:140:LYS:CE	2.18	0.57
1:D:140:LYS:NZ	1:D:142:VAL:HG22	2.19	0.57
1:A:51:GLN:HG3	1:B:54:ILE:HG21	1.87	0.57
1:D:63:LYS:N	1:D:64:PRO:HD2	2.20	0.57
1:F:70:ASP:O	1:F:73:ILE:HG22	2.04	0.57
1:A:130:LYS:O	1:A:159:TRP:HD1	1.88	0.57
1:F:100:ILE:HG22	1:F:130:LYS:NZ	2.20	0.57
1:E:136:LEU:HB3	1:E:189:PHE:CE1	2.40	0.57
1:E:91:SER:O	1:E:92:ASP:HB3	2.03	0.57
1:F:137:THR:H	1:F:155:THR:HG21	1.70	0.56
1:E:208:ILE:HG22	1:E:209:TRP:N	2.20	0.56
1:C:60:GLU:C	1:C:62:LYS:H	2.07	0.56
1:C:133:MET:HE2	1:C:158:LYS:HB2	1.86	0.56
1:C:134:GLU:HB2	1:C:135:PRO:HD3	1.85	0.56
1:A:52:MET:O	1:A:56:LYS:HG3	2.04	0.56
1:A:46:LYS:HE2	1:B:58:TYR:OH	2.06	0.56
1:D:202:GLU:O	1:D:206:ARG:HB3	2.05	0.56
1:E:54:ILE:C	1:E:54:ILE:HD12	2.25	0.56
1:E:72:ILE:HG13	1:E:73:ILE:N	2.21	0.56
1:E:184:SER:O	1:E:185:ILE:O	2.24	0.56
1:A:94:VAL:HG22	1:A:98:ILE:HG13	1.88	0.56
1:B:62:LYS:C	1:B:64:PRO:HD2	2.26	0.56
1:C:30:MET:O	1:C:34:GLU:HG3	2.05	0.56
1:B:109:LEU:O	1:B:109:LEU:HG	2.05	0.56
1:E:184:SER:O	1:E:185:ILE:C	2.44	0.56
1:F:208:ILE:O	1:F:209:TRP:C	2.44	0.56
1:C:65:LEU:HD13	1:D:40:ILE:HA	1.86	0.56
1:E:91:SER:O	1:E:92:ASP:CB	2.53	0.56
1:A:199:ASP:O	1:A:203:LEU:HG	2.06	0.56
1:D:34:GLU:O	1:D:38:LYS:HD2	2.06	0.56
1:E:185:ILE:C	1:E:187:GLU:N	2.54	0.56
1:A:95:PRO:O	1:A:98:ILE:HB	2.06	0.56
1:C:72:ILE:O	1:C:74:GLN:N	2.39	0.56

Continued on next page...

Continued from previous page...

Atom-1	Atom-2	Interatomic distance (Å)	Clash overlap (Å)
1:A:200:VAL:O	1:A:204:ILE:HG12	2.06	0.56
1:A:132:PHE:N	1:A:157:ILE:HD11	2.17	0.56
1:F:123:PHE:CD2	1:F:189:PHE:HZ	2.24	0.56
1:B:106:LYS:HG2	1:B:107:LEU:N	2.21	0.56
1:C:93:ILE:HG13	1:C:93:ILE:O	2.06	0.56
1:F:101:LEU:HD12	1:F:130:LYS:CD	2.36	0.55
1:F:98:ILE:HD13	1:F:185:ILE:N	2.21	0.55
1:C:50:GLU:HB2	1:D:54:ILE:HD12	1.87	0.55
1:D:123:PHE:C	1:D:124:ILE:HD12	2.27	0.55
1:A:101:LEU:HD12	1:A:102:ASN:N	2.22	0.55
1:E:119:TYR:HD2	1:E:140:LYS:NZ	2.05	0.55
1:E:82:ASN:O	1:E:86:LYS:HB2	2.06	0.55
1:B:101:LEU:O	1:B:103:HIS:N	2.39	0.55
1:B:119:TYR:CZ	1:B:140:LYS:HG3	2.41	0.55
1:C:70:ASP:O	1:C:73:ILE:HG22	2.07	0.55
1:C:102:ASN:HA	1:C:104:LEU:CD1	2.36	0.55
1:F:95:PRO:HD3	1:F:183:TRP:O	2.07	0.55
1:C:133:MET:HE2	1:C:158:LYS:CE	2.36	0.55
1:C:68:LYS:O	1:C:72:ILE:HG13	2.06	0.55
1:C:67:GLU:HA	1:C:67:GLU:OE1	2.07	0.55
1:D:118:SER:O	1:D:119:TYR:HB2	2.07	0.55
1:B:58:TYR:HA	1:B:61:LYS:HG2	1.89	0.55
1:C:205:ARG:HG3	1:C:205:ARG:O	2.07	0.55
1:F:202:GLU:CG	1:F:203:LEU:N	2.70	0.55
1:B:166:ILE:HD13	1:B:166:ILE:H	1.72	0.55
1:E:67:GLU:C	1:E:69:ARG:H	2.10	0.55
1:B:119:TYR:N	2:B:750:HOH:O	2.40	0.54
1:B:157:ILE:HG13	1:B:158:LYS:N	2.22	0.54
1:F:210:HIS:HB3	2:F:225:HOH:O	2.07	0.54
1:F:67:GLU:N	1:F:67:GLU:OE2	2.40	0.54
1:C:138:LEU:HD21	1:C:152:VAL:HG13	1.90	0.54
1:A:152:VAL:HG13	1:A:153:GLU:N	2.23	0.54
1:B:131:GLU:HA	1:B:159:TRP:HA	1.89	0.54
1:E:184:SER:O	1:E:185:ILE:HG22	2.08	0.54
1:A:95:PRO:HB2	1:A:98:ILE:HG12	1.89	0.54
1:C:88:PRO:O	1:C:90:LEU:N	2.37	0.54
1:E:38:LYS:O	1:E:42:GLN:HB2	2.08	0.54
1:D:192:ASP:CG	1:D:193:GLU:N	2.58	0.54
1:A:89:ALA:HA	1:A:92:ASP:OD1	2.07	0.54
1:B:199:ASP:OD2	1:B:202:GLU:HB2	2.08	0.54
1:A:94:VAL:HG23	1:A:95:PRO:HD2	1.90	0.54

Continued on next page...

Continued from previous page...

Atom-1	Atom-2	Interatomic distance (Å)	Clash overlap (Å)
1:D:109:LEU:HD22	1:D:110:LYS:N	2.23	0.54
1:B:165:PRO:CG	1:B:166:ILE:N	2.71	0.54
1:A:151:VAL:O	1:A:152:VAL:HG12	2.07	0.54
1:B:63:LYS:HG3	1:B:64:PRO:CD	2.38	0.54
1:B:72:ILE:O	1:B:73:ILE:C	2.46	0.54
1:F:72:ILE:O	1:F:74:GLN:N	2.41	0.54
1:A:134:GLU:O	1:A:135:PRO:C	2.46	0.54
1:E:52:MET:HA	1:E:52:MET:CE	2.37	0.54
1:D:163:LYS:N	1:D:163:LYS:HD2	2.22	0.54
1:E:94:VAL:CB	1:E:95:PRO:HA	2.37	0.54
1:F:62:LYS:O	1:F:65:LEU:HB2	2.08	0.54
1:D:196:ASP:O	1:D:198:PRO:CG	2.57	0.53
1:F:69:ARG:NE	1:F:106:LYS:HD3	2.23	0.53
1:D:69:ARG:HD2	1:D:106:LYS:HD2	1.91	0.53
1:A:98:ILE:HG22	1:A:101:LEU:HD23	1.89	0.53
1:B:38:LYS:O	1:B:38:LYS:HD2	2.07	0.53
1:B:164:ASN:CB	1:B:165:PRO:CD	2.86	0.53
1:C:199:ASP:OD2	1:C:202:GLU:HB2	2.08	0.53
1:E:50:GLU:O	1:E:54:ILE:HG23	2.09	0.53
1:D:50:GLU:O	1:D:54:ILE:HG23	2.08	0.53
1:F:74:GLN:C	1:F:76:ILE:H	2.10	0.53
1:B:131:GLU:HB2	1:B:159:TRP:CZ3	2.44	0.53
1:A:157:ILE:CD1	1:A:158:LYS:N	2.70	0.53
1:B:134:GLU:CA	1:B:134:GLU:OE2	2.56	0.53
1:C:109:LEU:HD23	1:C:209:TRP:CD1	2.43	0.53
1:B:138:LEU:O	1:B:138:LEU:HD23	2.08	0.53
1:C:87:HIS:O	1:C:89:ALA:N	2.41	0.53
1:D:98:ILE:CD1	1:D:186:PHE:HB3	2.39	0.53
1:F:126:GLY:O	1:F:127:GLU:CD	2.46	0.53
1:B:127:GLU:HG3	2:B:233:HOH:O	2.09	0.53
1:C:111:ASP:OD1	1:C:112:ASN:N	2.41	0.53
1:A:120:LYS:O	1:A:120:LYS:HG3	2.07	0.53
1:F:120:LYS:NZ	1:F:120:LYS:HB3	2.24	0.53
1:A:33:PHE:CD1	1:B:213:LEU:HD22	2.44	0.53
1:A:107:LEU:C	1:A:107:LEU:HD23	2.29	0.53
1:E:185:ILE:HG23	1:E:186:PHE:N	2.24	0.52
1:C:43:LEU:HD11	1:D:62:LYS:HB3	1.92	0.52
1:B:166:ILE:HD13	1:B:166:ILE:N	2.24	0.52
1:B:95:PRO:O	1:B:98:ILE:HB	2.09	0.52
1:B:119:TYR:CE1	1:B:140:LYS:HG3	2.44	0.52
1:C:50:GLU:CB	1:D:54:ILE:HD12	2.40	0.52

Continued on next page...

Continued from previous page...

Atom-1	Atom-2	Interatomic distance (Å)	Clash overlap (Å)
1:E:82:ASN:O	1:E:86:LYS:HE2	2.09	0.52
1:D:128:LYS:O	1:D:130:LYS:N	2.42	0.52
1:D:68:LYS:C	1:D:70:ASP:N	2.60	0.52
1:B:30:MET:O	1:B:34:GLU:HB2	2.09	0.52
1:D:52:MET:O	1:D:55:GLN:HB3	2.10	0.52
1:F:102:ASN:O	1:F:104:LEU:N	2.42	0.52
1:D:38:LYS:O	1:D:42:GLN:HG2	2.09	0.52
1:C:36:ILE:HG21	1:D:68:LYS:HG3	1.91	0.52
1:C:36:ILE:CG1	1:D:68:LYS:HG3	2.36	0.52
1:E:73:ILE:HG22	1:E:74:GLN:HG2	1.92	0.52
1:E:190:THR:O	1:E:191:THR:O	2.27	0.52
1:A:94:VAL:CG2	1:A:95:PRO:HD2	2.39	0.52
1:A:138:LEU:HD22	1:A:188:TRP:CH2	2.44	0.52
1:A:188:TRP:CD2	1:A:200:VAL:HB	2.45	0.52
1:A:190:THR:HA	2:A:874:HOH:O	2.09	0.52
1:A:81:ALA:HB2	1:A:102:ASN:CB	2.35	0.52
1:C:65:LEU:O	1:C:67:GLU:N	2.37	0.52
1:D:106:LYS:HZ2	1:D:108:ASP:HB2	1.75	0.52
1:F:184:SER:C	1:F:185:ILE:O	2.45	0.52
1:A:123:PHE:O	1:A:135:PRO:HA	2.10	0.52
1:A:157:ILE:CG1	1:A:158:LYS:N	2.72	0.52
1:E:119:TYR:HD2	1:E:140:LYS:HZ1	1.57	0.52
1:D:69:ARG:CB	1:D:69:ARG:HH11	2.23	0.52
1:B:127:GLU:HB3	2:B:228:HOH:O	2.10	0.52
1:B:69:ARG:HH22	1:B:108:ASP:CG	2.14	0.52
1:E:87:HIS:NE2	1:E:203:LEU:HD22	2.25	0.52
1:A:134:GLU:HA	1:A:134:GLU:OE2	2.10	0.52
1:F:128:LYS:CD	1:F:128:LYS:H	2.22	0.52
1:A:38:LYS:O	1:A:41:GLU:HB3	2.10	0.52
1:D:74:GLN:O	1:D:76:ILE:N	2.43	0.52
1:F:140:LYS:HZ2	1:F:150:LYS:HA	1.75	0.52
1:E:200:VAL:O	1:E:204:ILE:HG13	2.09	0.52
1:E:106:LYS:HB3	1:E:124:ILE:HB	1.92	0.51
1:E:64:PRO:O	1:E:67:GLU:HB3	2.09	0.51
1:F:110:LYS:HD2	1:F:120:LYS:NZ	2.22	0.51
1:C:107:LEU:O	1:C:209:TRP:CZ3	2.63	0.51
1:F:30:MET:HG2	1:F:31:GLN:N	2.25	0.51
1:C:134:GLU:HB2	2:C:406:HOH:O	2.11	0.51
1:B:127:GLU:O	1:B:128:LYS:CB	2.59	0.51
1:C:102:ASN:HA	1:C:104:LEU:HD12	1.92	0.51
1:E:52:MET:HA	1:E:52:MET:HE2	1.90	0.51

Continued on next page...

Continued from previous page...

Atom-1	Atom-2	Interatomic distance (Å)	Clash overlap (Å)
1:F:131:GLU:HB3	1:F:159:TRP:CE3	2.46	0.51
1:F:72:ILE:HG13	1:F:73:ILE:N	2.26	0.51
1:D:164:ASN:CB	1:D:165:PRO:CD	2.88	0.51
1:D:69:ARG:CD	1:D:106:LYS:HD2	2.40	0.51
1:E:159:TRP:HE3	1:E:163:LYS:HA	1.71	0.51
1:A:133:MET:CE	1:A:157:ILE:HA	2.40	0.51
1:B:164:ASN:HB3	1:B:165:PRO:CD	2.38	0.51
1:A:118:SER:O	1:A:119:TYR:O	2.29	0.51
1:C:156:ARG:HG2	2:E:864:HOH:O	2.11	0.51
1:D:87:HIS:ND1	1:D:88:PRO:HD2	2.26	0.51
1:F:95:PRO:CD	1:F:183:TRP:O	2.59	0.51
1:A:96:GLU:HA	1:A:99:ASP:OD1	2.10	0.51
1:B:87:HIS:HB3	1:B:91:SER:HB3	1.92	0.51
1:D:91:SER:C	1:D:93:ILE:H	2.13	0.51
1:C:104:LEU:N	1:C:104:LEU:HD12	2.23	0.51
1:B:164:ASN:HB3	1:B:165:PRO:HD2	1.92	0.51
1:F:95:PRO:C	1:F:97:ASP:H	2.14	0.51
1:C:69:ARG:CZ	1:C:106:LYS:NZ	2.74	0.51
1:C:65:LEU:C	1:C:67:GLU:H	2.13	0.51
1:F:185:ILE:CG2	1:F:200:VAL:HG21	2.35	0.51
1:F:98:ILE:HD12	1:F:185:ILE:HG13	1.91	0.51
1:B:93:ILE:O	1:B:93:ILE:HG22	2.11	0.51
1:B:81:ALA:HB2	1:B:102:ASN:O	2.10	0.50
1:A:194:LEU:N	1:A:194:LEU:HD23	2.23	0.50
1:E:72:ILE:O	1:E:73:ILE:C	2.50	0.50
1:B:88:PRO:HD3	1:B:215:TYR:CE1	2.45	0.50
1:E:119:TYR:CD2	1:E:140:LYS:HE3	2.45	0.50
1:A:188:TRP:HD1	1:A:198:PRO:HB3	1.75	0.50
1:B:109:LEU:HD21	1:B:205:ARG:HA	1.93	0.50
1:D:121:ILE:CD1	1:D:204:ILE:HD12	2.41	0.50
1:F:40:ILE:O	1:F:42:GLN:N	2.44	0.50
1:D:37:GLN:CA	1:D:37:GLN:NE2	2.67	0.50
1:A:37:GLN:O	1:A:41:GLU:HB2	2.11	0.50
1:D:101:LEU:O	1:D:103:HIS:N	2.38	0.50
1:F:73:ILE:HG23	1:F:74:GLN:HG3	1.92	0.50
1:C:87:HIS:CE1	1:C:90:LEU:HB2	2.46	0.50
1:C:85:ARG:O	1:C:92:ASP:HB2	2.11	0.50
1:B:157:ILE:CG1	1:B:158:LYS:H	2.20	0.50
1:B:87:HIS:CE1	1:B:203:LEU:HD22	2.46	0.50
1:F:165:PRO:O	1:F:166:ILE:CG2	2.53	0.50
1:E:184:SER:C	1:E:185:ILE:O	2.48	0.50

Continued on next page...

Continued from previous page...

Atom-1	Atom-2	Interatomic distance (Å)	Clash overlap (Å)
1:C:190:THR:O	1:C:191:THR:C	2.49	0.50
1:E:109:LEU:HD21	1:E:111:ASP:OD2	2.11	0.50
1:B:194:LEU:HD13	1:B:194:LEU:O	2.11	0.50
1:D:104:LEU:HD13	1:D:123:PHE:CD1	2.47	0.50
1:F:72:ILE:HD12	1:F:80:TRP:HE1	1.77	0.50
1:B:129:ALA:HB1	1:B:160:LYS:CE	2.41	0.50
1:F:141:HIS:HB2	1:F:151:VAL:HB	1.93	0.50
1:C:213:LEU:HD11	1:D:30:MET:HE3	1.94	0.50
1:F:96:GLU:OE1	1:F:96:GLU:N	2.44	0.50
1:B:86:LYS:O	1:B:87:HIS:C	2.50	0.50
1:E:81:ALA:HB2	1:E:101:LEU:C	2.32	0.50
1:C:213:LEU:HD11	1:D:30:MET:CE	2.42	0.50
1:F:193:GLU:HG2	1:F:193:GLU:O	2.12	0.50
1:B:187:GLU:OE2	1:B:197:LYS:HE3	2.12	0.50
1:B:95:PRO:HB2	1:B:98:ILE:HG12	1.93	0.50
1:A:151:VAL:O	1:A:153:GLU:OE1	2.29	0.50
1:D:134:GLU:CB	1:D:135:PRO:HD3	2.42	0.50
1:A:134:GLU:OE2	1:A:134:GLU:CA	2.59	0.50
1:D:38:LYS:N	1:D:38:LYS:HE3	2.26	0.50
1:A:85:ARG:HH11	1:A:85:ARG:CB	2.25	0.50
1:B:133:MET:SD	1:B:133:MET:N	2.85	0.50
1:E:95:PRO:HG3	1:E:184:SER:HB2	1.94	0.49
1:B:120:LYS:O	1:B:120:LYS:HG3	2.12	0.49
1:F:199:ASP:C	1:F:201:GLY:N	2.63	0.49
1:F:128:LYS:HZ2	1:F:132:PHE:HE2	1.58	0.49
1:B:92:ASP:O	1:B:93:ILE:HB	2.12	0.49
1:B:139:VAL:HB	1:B:141:HIS:CE1	2.48	0.49
1:B:151:VAL:CG1	1:B:152:VAL:H	2.11	0.49
1:C:41:GLU:HA	1:C:44:ASP:HB3	1.93	0.49
1:C:205:ARG:O	1:C:205:ARG:CG	2.59	0.49
1:C:138:LEU:C	1:C:138:LEU:HD23	2.33	0.49
1:D:128:LYS:H	1:D:128:LYS:HD2	1.76	0.49
1:F:95:PRO:C	1:F:97:ASP:N	2.63	0.49
1:E:45:ILE:HD12	1:E:46:LYS:N	2.27	0.49
1:F:30:MET:HG2	1:F:31:GLN:H	1.77	0.49
1:B:187:GLU:O	1:B:190:THR:HG23	2.12	0.49
1:B:139:VAL:HB	1:B:141:HIS:HE1	1.77	0.49
1:F:129:ALA:O	1:F:130:LYS:HG3	2.13	0.49
1:B:211:ASN:HD22	1:B:214:SER:HB3	1.77	0.49
1:E:216:TYR:HB3	1:E:217:LEU:HD23	1.93	0.49
1:F:106:LYS:HB3	1:F:124:ILE:HB	1.95	0.49

Continued on next page...

Continued from previous page...

Atom-1	Atom-2	Interatomic distance (Å)	Clash overlap (Å)
1:F:73:ILE:CG2	1:F:74:GLN:N	2.76	0.49
1:B:129:ALA:HB1	1:B:160:LYS:HE2	1.94	0.49
1:E:132:PHE:CD2	1:E:158:LYS:HD2	2.36	0.49
1:A:140:LYS:HA	1:A:151:VAL:CB	2.43	0.49
1:F:88:PRO:HG3	2:F:952:HOH:O	2.12	0.49
1:E:69:ARG:HH11	1:E:106:LYS:HG3	1.78	0.49
1:B:138:LEU:HD13	1:B:188:TRP:CZ3	2.48	0.49
1:E:191:THR:OG1	1:E:192:ASP:N	2.45	0.49
1:A:42:GLN:O	1:A:45:ILE:HB	2.12	0.49
1:B:67:GLU:C	1:B:69:ARG:H	2.12	0.49
1:D:94:VAL:CG2	1:D:95:PRO:HD2	2.43	0.49
1:E:43:LEU:HD12	1:F:62:LYS:HG2	1.95	0.49
1:E:162:GLY:O	1:E:163:LYS:O	2.31	0.48
1:A:188:TRP:CE2	1:A:200:VAL:HB	2.48	0.48
1:B:206:ARG:O	1:B:207:GLU:HB3	2.13	0.48
1:C:152:VAL:CG1	1:C:153:GLU:N	2.61	0.48
1:D:128:LYS:C	1:D:130:LYS:N	2.65	0.48
1:E:95:PRO:HD2	1:E:98:ILE:CG2	2.43	0.48
1:B:127:GLU:O	1:B:128:LYS:HB3	2.13	0.48
1:E:123:PHE:O	1:E:135:PRO:HA	2.13	0.48
1:A:164:ASN:ND2	1:A:166:ILE:HB	2.28	0.48
1:D:81:ALA:HB2	1:D:102:ASN:O	2.14	0.48
1:D:98:ILE:HD13	1:D:186:PHE:HB3	1.96	0.48
1:B:72:ILE:HG12	1:B:73:ILE:H	1.77	0.48
1:C:88:PRO:C	1:C:90:LEU:H	2.16	0.48
1:D:68:LYS:HD3	1:D:69:ARG:N	2.28	0.48
1:E:102:ASN:HA	1:E:102:ASN:HD22	1.50	0.48
1:E:138:LEU:HD22	1:E:188:TRP:CH2	2.47	0.48
1:F:120:LYS:HG3	1:F:139:VAL:HA	1.96	0.48
1:A:213:LEU:HD13	1:B:33:PHE:CD2	2.47	0.48
1:B:165:PRO:HB2	1:B:184:SER:CB	2.43	0.48
1:B:141:HIS:HD2	1:B:151:VAL:HB	1.79	0.48
1:B:104:LEU:HD11	1:B:123:PHE:CD2	2.49	0.48
1:C:72:ILE:C	1:C:74:GLN:N	2.67	0.48
1:B:140:LYS:CB	1:B:140:LYS:NZ	2.73	0.48
1:D:137:THR:O	1:D:155:THR:HG21	2.14	0.48
1:E:186:PHE:C	1:E:188:TRP:H	2.15	0.48
1:F:40:ILE:C	1:F:42:GLN:N	2.67	0.48
1:A:185:ILE:O	1:A:187:GLU:N	2.46	0.48
1:B:131:GLU:HG2	1:B:132:PHE:N	2.29	0.48
1:E:198:PRO:O	1:E:199:ASP:HB2	2.14	0.48

Continued on next page...

Continued from previous page...

Atom-1	Atom-2	Interatomic distance (Å)	Clash overlap (Å)
1:C:88:PRO:O	1:C:90:LEU:HD12	2.13	0.47
1:A:120:LYS:HB2	1:A:139:VAL:HG22	1.94	0.47
1:B:142:VAL:HG21	1:B:150:LYS:HZ2	1.79	0.47
1:D:119:TYR:CD2	1:D:205:ARG:NE	2.82	0.47
1:E:202:GLU:HG3	1:E:206:ARG:CD	2.43	0.47
1:A:128:LYS:C	1:A:130:LYS:H	2.16	0.47
1:F:109:LEU:HD23	1:F:209:TRP:CG	2.50	0.47
1:B:107:LEU:HD12	1:B:108:ASP:H	1.78	0.47
1:E:41:GLU:O	1:E:44:ASP:HB2	2.14	0.47
1:A:184:SER:O	1:A:186:PHE:N	2.47	0.47
1:C:63:LYS:N	1:C:64:PRO:HD2	2.30	0.47
1:C:107:LEU:O	1:C:209:TRP:HZ3	1.97	0.47
1:D:163:LYS:H	1:D:163:LYS:HD2	1.79	0.47
1:D:101:LEU:HD23	1:D:101:LEU:C	2.35	0.47
1:A:104:LEU:HA	1:A:125:PHE:CD1	2.49	0.47
1:B:85:ARG:HH11	1:B:85:ARG:CB	2.26	0.47
1:F:111:ASP:OD1	1:F:205:ARG:NH2	2.47	0.47
1:C:101:LEU:HD13	1:C:159:TRP:CH2	2.49	0.47
1:A:139:VAL:HG12	1:A:140:LYS:N	2.30	0.47
1:C:133:MET:HE1	1:C:158:LYS:HB2	1.94	0.47
1:F:127:GLU:CA	1:F:127:GLU:OE1	2.53	0.47
1:C:69:ARG:CZ	1:C:106:LYS:HZ1	2.28	0.47
1:C:160:LYS:O	1:C:162:GLY:N	2.41	0.47
1:C:207:GLU:O	1:C:215:TYR:HE2	1.98	0.47
1:E:98:ILE:HD13	1:E:184:SER:HB2	1.96	0.47
1:C:114:ASP:O	1:C:116:ASN:N	2.48	0.47
1:A:157:ILE:HG13	1:A:158:LYS:N	2.29	0.47
1:F:107:LEU:HD23	1:F:107:LEU:O	2.15	0.47
1:A:211:ASN:ND2	1:A:214:SER:OG	2.46	0.47
1:F:69:ARG:O	1:F:73:ILE:N	2.40	0.47
1:E:156:ARG:HH11	1:E:156:ARG:HG2	1.80	0.47
1:D:208:ILE:HA	1:D:215:TYR:CE2	2.49	0.47
1:A:95:PRO:HD3	1:A:183:TRP:O	2.14	0.47
1:A:136:LEU:O	1:A:137:THR:HG23	2.15	0.47
1:B:143:THR:CG2	1:B:149:GLU:HG2	2.44	0.47
1:C:140:LYS:HZ1	1:C:150:LYS:HD3	1.80	0.47
1:D:68:LYS:NZ	2:D:21:HOH:O	2.47	0.47
1:F:188:TRP:CD1	1:F:199:ASP:HA	2.50	0.47
1:F:128:LYS:NZ	1:F:132:PHE:HE2	2.13	0.47
1:B:140:LYS:HZ3	1:B:140:LYS:HB3	1.77	0.47
1:F:42:GLN:NE2	1:F:42:GLN:HA	2.30	0.47

Continued on next page...

Continued from previous page...

Atom-1	Atom-2	Interatomic distance (Å)	Clash overlap (Å)
1:A:76:ILE:HD11	1:A:216:TYR:CZ	2.50	0.47
1:B:85:ARG:HB3	1:B:85:ARG:NH1	2.29	0.47
1:F:46:LYS:O	1:F:50:GLU:HB2	2.15	0.47
1:E:100:ILE:HB	1:E:130:LYS:HD3	1.98	0.47
1:E:141:HIS:CD2	1:E:151:VAL:HG23	2.50	0.47
1:F:40:ILE:C	1:F:42:GLN:H	2.18	0.46
1:C:204:ILE:O	1:C:205:ARG:HG3	2.14	0.46
1:C:36:ILE:HG13	1:D:68:LYS:CG	2.37	0.46
1:D:73:ILE:O	1:D:74:GLN:C	2.51	0.46
1:D:196:ASP:O	1:D:198:PRO:HG3	2.16	0.46
1:B:195:GLN:C	1:B:197:LYS:H	2.19	0.46
1:C:159:TRP:CG	1:C:164:ASN:ND2	2.83	0.46
1:D:80:TRP:HZ3	1:D:208:ILE:HD11	1.79	0.46
1:E:108:ASP:OD1	1:E:109:LEU:N	2.48	0.46
1:F:114:ASP:O	1:F:115:ASN:O	2.33	0.46
1:E:132:PHE:HD1	2:E:790:HOH:O	1.98	0.46
1:B:106:LYS:HG2	1:B:107:LEU:H	1.80	0.46
1:C:45:ILE:HG22	1:C:46:LYS:N	2.30	0.46
1:E:152:VAL:O	1:E:153:GLU:HG3	2.16	0.46
1:B:95:PRO:CD	1:B:183:TRP:O	2.46	0.46
1:E:138:LEU:C	1:E:138:LEU:HD23	2.35	0.46
1:B:62:LYS:HD2	1:B:66:PHE:CE2	2.51	0.46
1:C:109:LEU:HD22	1:C:205:ARG:HB3	1.98	0.46
1:F:67:GLU:C	1:F:69:ARG:N	2.64	0.46
1:A:191:THR:HG21	2:A:863:HOH:O	2.15	0.46
1:C:52:MET:O	1:C:56:LYS:HG3	2.16	0.46
1:C:107:LEU:HD23	1:C:107:LEU:O	2.15	0.46
1:E:112:ASN:C	1:E:114:ASP:H	2.19	0.46
1:F:72:ILE:HD12	1:F:80:TRP:NE1	2.31	0.46
1:C:159:TRP:CB	1:C:164:ASN:HD21	2.29	0.46
1:A:72:ILE:O	1:A:76:ILE:HG22	2.16	0.46
1:A:76:ILE:HG12	1:A:76:ILE:O	2.15	0.46
1:D:99:ASP:O	1:D:101:LEU:N	2.48	0.46
1:F:73:ILE:HG23	1:F:74:GLN:N	2.31	0.46
1:B:95:PRO:HG2	1:B:184:SER:HB2	1.98	0.46
1:D:159:TRP:CE2	1:D:164:ASN:HB2	2.50	0.46
1:E:159:TRP:CZ3	1:E:163:LYS:HA	2.51	0.46
1:B:63:LYS:N	1:B:64:PRO:CD	2.78	0.46
1:B:107:LEU:O	1:B:209:TRP:HZ3	1.99	0.46
1:A:89:ALA:O	1:A:91:SER:N	2.48	0.46
1:A:151:VAL:O	1:A:152:VAL:CG1	2.63	0.46

Continued on next page...

Continued from previous page...

Atom-1	Atom-2	Interatomic distance (Å)	Clash overlap (Å)
1:F:165:PRO:C	1:F:166:ILE:HG13	2.36	0.46
1:F:185:ILE:HG22	1:F:186:PHE:N	2.27	0.46
1:D:186:PHE:CD2	1:D:187:GLU:N	2.84	0.46
1:E:95:PRO:HD2	1:E:98:ILE:HG21	1.97	0.46
1:E:54:ILE:O	1:E:58:TYR:HD2	1.98	0.45
1:A:111:ASP:OD2	1:A:112:ASN:N	2.47	0.45
1:E:110:LYS:HD2	1:E:110:LYS:N	2.31	0.45
1:F:101:LEU:CD1	1:F:130:LYS:HG2	2.47	0.45
1:E:72:ILE:HG22	1:F:33:PHE:HE2	1.81	0.45
1:F:107:LEU:O	1:F:209:TRP:HZ3	1.99	0.45
1:B:108:ASP:O	1:B:121:ILE:HG23	2.15	0.45
1:D:109:LEU:HD13	1:D:110:LYS:N	2.31	0.45
1:C:60:GLU:C	1:C:62:LYS:N	2.69	0.45
1:F:185:ILE:C	1:F:187:GLU:H	2.19	0.45
1:E:68:LYS:C	1:E:70:ASP:H	2.19	0.45
1:E:72:ILE:HG22	1:F:33:PHE:CE2	2.51	0.45
1:E:42:GLN:NE2	1:E:42:GLN:CA	2.78	0.45
1:D:58:TYR:O	1:D:61:LYS:HB2	2.17	0.45
1:B:127:GLU:O	1:B:127:GLU:HG2	2.15	0.45
1:C:124:ILE:H	1:C:135:PRO:HA	1.81	0.45
1:C:42:GLN:HA	1:C:42:GLN:OE1	2.16	0.45
1:E:62:LYS:O	1:E:63:LYS:C	2.55	0.45
1:B:36:ILE:O	1:B:40:ILE:HG13	2.17	0.45
1:C:167:ALA:HB2	2:C:222:HOH:O	2.16	0.45
1:B:86:LYS:NZ	1:B:215:TYR:O	2.49	0.45
1:D:159:TRP:CZ2	1:D:165:PRO:HD2	2.51	0.45
1:D:68:LYS:HD3	1:D:68:LYS:C	2.36	0.45
1:D:67:GLU:C	1:D:69:ARG:H	2.19	0.45
1:B:142:VAL:HG21	1:B:150:LYS:HZ1	1.81	0.45
1:B:82:ASN:HA	1:B:85:ARG:HH12	1.80	0.45
1:D:138:LEU:HD13	1:D:138:LEU:C	2.37	0.45
1:D:213:LEU:O	1:D:214:SER:C	2.54	0.45
1:F:95:PRO:O	1:F:98:ILE:HG12	2.16	0.45
1:E:103:HIS:CG	1:E:128:LYS:HG3	2.51	0.45
1:C:65:LEU:HD12	1:D:43:LEU:HD12	1.99	0.45
1:A:70:ASP:O	1:A:74:GLN:HG3	2.17	0.45
1:E:63:LYS:O	1:E:67:GLU:HB2	2.17	0.45
1:D:94:VAL:HG21	1:D:98:ILE:HG21	1.97	0.45
1:D:74:GLN:O	1:D:75:LYS:C	2.56	0.45
1:D:160:LYS:HE2	1:D:160:LYS:HB3	1.68	0.45
1:B:69:ARG:HB3	1:B:73:ILE:CD1	2.46	0.45

Continued on next page...

Continued from previous page...

Atom-1	Atom-2	Interatomic distance (Å)	Clash overlap (Å)
1:A:87:HIS:O	1:A:88:PRO:C	2.56	0.45
1:C:84:LEU:O	1:C:91:SER:HB2	2.17	0.45
1:B:165:PRO:HG2	2:B:222:HOH:O	2.17	0.44
1:D:99:ASP:C	1:D:101:LEU:N	2.71	0.44
1:B:143:THR:HG23	1:B:149:GLU:CG	2.47	0.44
1:D:71:GLU:O	1:D:75:LYS:HB2	2.17	0.44
1:B:67:GLU:C	1:B:69:ARG:N	2.68	0.44
1:E:134:GLU:HB3	1:E:135:PRO:CD	2.46	0.44
1:C:106:LYS:HA	2:C:516:HOH:O	2.17	0.44
1:C:128:LYS:HA	1:C:131:GLU:O	2.16	0.44
1:F:30:MET:CG	1:F:31:GLN:N	2.80	0.44
1:B:95:PRO:HD2	1:B:98:ILE:CG1	2.44	0.44
1:D:138:LEU:HD23	1:D:189:PHE:HD1	1.82	0.44
1:E:54:ILE:HD11	1:F:47:CYS:SG	2.58	0.44
1:C:205:ARG:HA	1:C:209:TRP:HB3	2.00	0.44
1:D:94:VAL:CG2	1:D:98:ILE:HG21	2.47	0.44
1:D:89:ALA:HA	1:D:92:ASP:CG	2.36	0.44
1:B:86:LYS:HB3	1:B:86:LYS:NZ	2.32	0.44
1:A:76:ILE:HG12	1:A:79:PHE:HB2	1.99	0.44
1:D:42:GLN:OE1	1:D:42:GLN:HA	2.18	0.44
1:D:121:ILE:C	1:D:122:THR:HG22	2.38	0.44
1:B:128:LYS:C	1:B:128:LYS:HZ2	2.20	0.44
1:E:125:PHE:HE1	1:E:136:LEU:HD22	1.82	0.44
1:E:107:LEU:O	1:E:209:TRP:HZ3	2.01	0.44
1:D:107:LEU:HD23	1:D:108:ASP:N	2.32	0.44
1:F:140:LYS:NZ	1:F:150:LYS:CA	2.81	0.44
1:D:109:LEU:C	1:D:109:LEU:HD13	2.38	0.44
1:C:53:ASN:HA	1:C:56:LYS:HE2	1.99	0.44
1:A:217:LEU:HD21	1:B:30:MET:HE1	2.00	0.44
1:D:99:ASP:C	1:D:101:LEU:H	2.20	0.44
1:F:71:GLU:N	1:F:71:GLU:OE2	2.50	0.44
1:B:190:THR:O	1:B:191:THR:HB	2.17	0.44
1:F:30:MET:CG	1:F:31:GLN:H	2.30	0.44
1:E:152:VAL:C	1:E:153:GLU:OE2	2.56	0.44
1:B:153:GLU:O	1:B:154:CYS:HB2	2.18	0.44
1:F:119:TYR:CD1	1:F:205:ARG:NH1	2.85	0.44
1:A:58:TYR:OH	1:B:46:LYS:HG2	2.18	0.44
1:B:80:TRP:O	1:B:84:LEU:HG	2.17	0.44
1:E:130:LYS:HB3	1:E:130:LYS:HE3	1.81	0.44
1:C:143:THR:HG23	1:C:143:THR:O	2.18	0.44
1:F:164:ASN:HD22	1:F:165:PRO:N	2.16	0.43

Continued on next page...

Continued from previous page...

Atom-1	Atom-2	Interatomic distance (Å)	Clash overlap (Å)
1:A:121:ILE:HG22	1:A:122:THR:N	2.32	0.43
1:C:205:ARG:H	1:C:209:TRP:HB2	1.82	0.43
1:A:91:SER:O	1:A:92:ASP:HB3	2.18	0.43
1:B:198:PRO:O	1:B:199:ASP:HB3	2.18	0.43
1:D:134:GLU:HB2	1:D:135:PRO:HD3	1.99	0.43
1:A:86:LYS:O	1:A:88:PRO:HD3	2.17	0.43
1:B:202:GLU:OE1	1:B:205:ARG:NH2	2.51	0.43
1:B:68:LYS:O	1:B:71:GLU:CB	2.62	0.43
1:F:118:SER:HA	1:F:140:LYS:O	2.18	0.43
1:B:86:LYS:HB3	1:B:86:LYS:HZ3	1.83	0.43
1:B:109:LEU:O	1:B:109:LEU:CG	2.66	0.43
1:B:87:HIS:CD2	1:B:208:ILE:HD11	2.52	0.43
1:C:134:GLU:OE1	1:C:134:GLU:CA	2.65	0.43
1:F:81:ALA:O	1:F:85:ARG:HG2	2.19	0.43
1:D:104:LEU:H	1:D:104:LEU:HD23	1.82	0.43
1:B:138:LEU:C	1:B:138:LEU:HD23	2.39	0.43
1:B:129:ALA:O	1:B:130:LYS:HB3	2.18	0.43
1:E:54:ILE:HG13	1:E:55:GLN:N	2.34	0.43
1:D:98:ILE:HG12	1:D:186:PHE:CB	2.48	0.43
1:A:43:LEU:HD13	1:B:62:LYS:CG	2.49	0.43
1:B:107:LEU:O	1:B:209:TRP:CZ3	2.71	0.43
1:A:160:LYS:NZ	1:A:160:LYS:CB	2.82	0.43
1:E:159:TRP:CZ3	1:E:164:ASN:N	2.87	0.43
1:A:85:ARG:NH1	1:A:85:ARG:HB3	2.34	0.43
1:F:182:LYS:HB3	1:F:182:LYS:HZ2	1.81	0.43
1:C:111:ASP:O	1:C:112:ASN:CB	2.67	0.43
1:C:128:LYS:NZ	2:C:9:HOH:O	2.47	0.43
1:F:131:GLU:HB3	1:F:159:TRP:CZ3	2.54	0.43
1:B:109:LEU:CD2	1:B:205:ARG:HA	2.49	0.43
1:D:164:ASN:CB	1:D:165:PRO:HD2	2.35	0.43
1:D:94:VAL:HG22	1:D:95:PRO:HD2	2.00	0.43
1:E:183:TRP:CZ3	1:E:185:ILE:HA	2.54	0.43
1:F:154:CYS:SG	1:F:189:PHE:HB3	2.59	0.43
1:C:104:LEU:H	1:C:104:LEU:CD1	2.31	0.43
1:B:45:ILE:HG13	1:B:46:LYS:N	2.33	0.43
1:D:140:LYS:NZ	1:D:142:VAL:CG2	2.81	0.43
1:A:86:LYS:O	1:A:86:LYS:HG3	2.18	0.43
1:F:66:PHE:C	1:F:68:LYS:H	2.22	0.43
1:F:100:ILE:HG22	1:F:130:LYS:HZ1	1.84	0.43
1:C:51:GLN:CG	1:D:51:GLN:HG3	2.47	0.43
1:C:62:LYS:O	1:C:65:LEU:HB2	2.19	0.43

Continued on next page...

Continued from previous page...

Atom-1	Atom-2	Interatomic distance (Å)	Clash overlap (Å)
1:F:72:ILE:O	1:F:73:ILE:C	2.57	0.42
1:F:90:LEU:HD22	1:F:203:LEU:CD2	2.32	0.42
1:C:133:MET:CE	1:C:133:MET:H	2.28	0.42
1:C:69:ARG:NH2	1:C:106:LYS:CE	2.82	0.42
1:C:87:HIS:O	1:C:88:PRO:C	2.58	0.42
1:D:65:LEU:O	1:D:68:LYS:HD2	2.20	0.42
1:F:201:GLY:O	1:F:205:ARG:HG2	2.18	0.42
1:E:51:GLN:HG2	1:F:51:GLN:HB3	2.00	0.42
1:B:128:LYS:NZ	1:B:128:LYS:C	2.73	0.42
1:F:196:ASP:C	1:F:198:PRO:CD	2.85	0.42
1:F:197:LYS:N	1:F:198:PRO:CD	2.82	0.42
1:E:119:TYR:OH	1:E:205:ARG:NH2	2.52	0.42
1:E:97:ASP:C	1:E:99:ASP:H	2.22	0.42
1:A:114:ASP:O	1:A:115:ASN:O	2.38	0.42
1:B:197:LYS:HA	1:B:198:PRO:HD3	1.91	0.42
1:B:98:ILE:HG22	1:B:99:ASP:N	2.35	0.42
1:A:191:THR:HG22	2:A:863:HOH:O	2.16	0.42
1:F:182:LYS:HB3	1:F:182:LYS:HZ3	1.79	0.42
1:D:164:ASN:ND2	1:D:165:PRO:O	2.52	0.42
1:A:133:MET:HE1	1:A:157:ILE:HA	2.01	0.42
1:A:99:ASP:O	1:A:101:LEU:N	2.53	0.42
1:A:99:ASP:O	1:A:102:ASN:OD1	2.38	0.42
1:F:35:ASP:O	1:F:38:LYS:N	2.53	0.42
1:B:69:ARG:O	1:B:73:ILE:N	2.53	0.42
1:F:194:LEU:HB2	1:F:198:PRO:CB	2.50	0.42
1:E:71:GLU:OE2	1:F:36:ILE:HD12	2.19	0.42
1:D:87:HIS:CG	1:D:88:PRO:HD2	2.54	0.42
1:A:32:ASP:O	1:A:36:ILE:HG12	2.18	0.42
1:B:99:ASP:OD1	1:B:99:ASP:N	2.52	0.42
1:D:104:LEU:HD12	1:D:106:LYS:O	2.19	0.42
1:E:138:LEU:HD22	1:E:188:TRP:CZ2	2.54	0.42
1:C:65:LEU:C	1:C:67:GLU:N	2.72	0.42
1:C:128:LYS:CD	1:C:128:LYS:H	2.33	0.42
1:B:100:ILE:HA	2:B:816:HOH:O	2.17	0.42
1:D:68:LYS:O	1:D:70:ASP:N	2.53	0.42
1:E:98:ILE:CG1	1:E:186:PHE:HD2	2.32	0.42
1:B:192:ASP:HB2	1:B:193:GLU:H	1.63	0.42
1:F:32:ASP:O	1:F:33:PHE:C	2.58	0.42
1:F:194:LEU:CD1	1:F:194:LEU:H	2.33	0.42
1:F:40:ILE:O	1:F:43:LEU:N	2.52	0.42
1:E:215:TYR:C	1:E:217:LEU:N	2.71	0.42

Continued on next page...

Continued from previous page...

Atom-1	Atom-2	Interatomic distance (Å)	Clash overlap (Å)
1:E:119:TYR:CZ	1:E:205:ARG:NE	2.87	0.42
1:D:115:ASN:O	1:D:116:ASN:C	2.58	0.42
1:F:68:LYS:O	1:F:72:ILE:HG23	2.20	0.42
1:F:35:ASP:C	1:F:38:LYS:H	2.22	0.42
1:C:135:PRO:O	1:C:136:LEU:HD12	2.19	0.42
1:F:157:ILE:HD13	1:F:159:TRP:CZ2	2.54	0.42
1:B:143:THR:O	1:B:144:PHE:C	2.57	0.42
1:A:152:VAL:CG2	1:A:153:GLU:N	2.73	0.42
1:D:128:LYS:HE2	1:D:134:GLU:OE2	2.18	0.42
1:E:202:GLU:O	1:E:206:ARG:HG3	2.18	0.42
1:E:91:SER:O	1:E:92:ASP:OD2	2.38	0.42
1:D:154:CYS:C	1:D:155:THR:HG22	2.41	0.42
1:B:156:ARG:H	1:B:156:ARG:HG3	1.66	0.42
1:E:84:LEU:HD23	1:E:208:ILE:HD13	2.02	0.42
1:B:123:PHE:N	1:B:123:PHE:CD1	2.89	0.41
1:E:95:PRO:O	1:E:96:GLU:C	2.58	0.41
1:F:102:ASN:O	1:F:104:LEU:HD23	2.20	0.41
1:B:143:THR:HG23	1:B:149:GLU:HG2	2.00	0.41
1:D:72:ILE:HG23	1:D:79:PHE:HB3	2.02	0.41
1:B:99:ASP:O	1:B:103:HIS:CE1	2.73	0.41
1:E:55:GLN:HB2	1:F:51:GLN:OE1	2.19	0.41
1:C:62:LYS:C	1:C:64:PRO:HD2	2.40	0.41
1:A:185:ILE:C	1:A:187:GLU:N	2.74	0.41
1:E:139:VAL:HB	1:E:153:GLU:OE1	2.19	0.41
1:D:127:GLU:O	1:D:128:LYS:O	2.38	0.41
1:F:95:PRO:O	1:F:97:ASP:N	2.53	0.41
1:D:121:ILE:HD13	1:D:204:ILE:HD12	2.02	0.41
1:E:98:ILE:HG13	1:E:186:PHE:HD2	1.85	0.41
1:B:69:ARG:HE	1:B:106:LYS:HG2	1.85	0.41
1:C:95:PRO:O	1:C:98:ILE:HB	2.19	0.41
1:D:204:ILE:CA	1:D:208:ILE:HG23	2.41	0.41
1:C:72:ILE:O	1:C:73:ILE:C	2.58	0.41
1:B:66:PHE:C	1:B:68:LYS:N	2.72	0.41
1:D:73:ILE:CG2	1:D:74:GLN:N	2.83	0.41
1:F:198:PRO:HD2	2:F:504:HOH:O	2.20	0.41
1:C:65:LEU:HD13	1:D:40:ILE:CA	2.49	0.41
1:A:72:ILE:HG12	1:B:32:ASP:HB2	2.02	0.41
1:C:98:ILE:HD12	1:C:185:ILE:HA	2.02	0.41
1:B:184:SER:O	1:B:187:GLU:HG3	2.20	0.41
1:E:72:ILE:HD12	1:E:72:ILE:O	2.20	0.41
1:C:135:PRO:C	1:C:136:LEU:HD12	2.41	0.41

Continued on next page...

Continued from previous page...

Atom-1	Atom-2	Interatomic distance (Å)	Clash overlap (Å)
1:A:63:LYS:HB2	1:A:64:PRO:HD3	2.02	0.41
1:B:164:ASN:OD1	1:B:165:PRO:CD	2.64	0.41
1:E:213:LEU:CD1	1:F:33:PHE:HB3	2.46	0.41
1:F:83:THR:HG23	1:F:215:TYR:HB2	2.02	0.41
1:F:197:LYS:N	1:F:197:LYS:HD3	2.35	0.41
1:C:188:TRP:CZ2	1:C:201:GLY:HA3	2.56	0.41
1:C:88:PRO:HD3	1:C:215:TYR:HE1	1.85	0.41
1:E:186:PHE:C	1:E:188:TRP:N	2.71	0.41
1:A:101:LEU:CG	1:A:102:ASN:N	2.84	0.41
1:D:119:TYR:HB3	1:D:205:ARG:NH2	2.34	0.41
1:C:37:GLN:O	1:C:41:GLU:HB2	2.21	0.41
1:D:36:ILE:O	1:D:40:ILE:HG23	2.21	0.41
1:A:73:ILE:HG23	1:A:79:PHE:CD2	2.56	0.41
1:A:197:LYS:N	1:A:198:PRO:CD	2.84	0.41
1:E:196:ASP:O	1:E:197:LYS:C	2.59	0.41
1:C:128:LYS:HE2	1:C:132:PHE:CE1	2.56	0.41
1:F:161:GLU:HB2	2:F:235:HOH:O	2.21	0.41
1:F:203:LEU:O	1:F:207:GLU:N	2.50	0.41
1:F:88:PRO:C	1:F:90:LEU:H	2.23	0.41
1:E:186:PHE:O	1:E:190:THR:HG23	2.21	0.41
1:E:96:GLU:CD	1:E:96:GLU:H	2.24	0.41
1:A:121:ILE:CG2	1:A:122:THR:N	2.83	0.41
1:A:43:LEU:HD13	1:B:62:LYS:HG3	2.02	0.41
1:E:156:ARG:HG2	1:E:156:ARG:NH1	2.36	0.41
1:D:161:GLU:O	1:D:163:LYS:HD2	2.21	0.41
1:F:101:LEU:HD11	1:F:130:LYS:HG2	2.03	0.41
1:F:184:SER:O	1:F:185:ILE:O	2.38	0.41
1:E:63:LYS:HB3	1:E:64:PRO:CD	2.51	0.41
1:A:39:ASP:C	1:A:41:GLU:H	2.25	0.41
1:A:98:ILE:O	1:A:101:LEU:CB	2.60	0.41
1:F:109:LEU:HD12	1:F:110:LYS:N	2.35	0.41
1:C:101:LEU:HD22	1:C:159:TRP:HZ3	1.85	0.41
1:D:104:LEU:HD13	1:D:123:PHE:HD1	1.86	0.41
1:D:107:LEU:HD23	1:D:107:LEU:C	2.41	0.41
1:F:164:ASN:ND2	1:F:164:ASN:C	2.74	0.41
1:B:128:LYS:HD3	1:B:128:LYS:O	2.21	0.41
1:D:210:HIS:CG	1:D:211:ASN:N	2.89	0.41
1:D:127:GLU:CA	1:D:127:GLU:OE2	2.67	0.40
1:F:134:GLU:OE1	1:F:134:GLU:HA	2.21	0.40
1:D:119:TYR:CZ	1:D:205:ARG:HG3	2.56	0.40
1:A:202:GLU:O	1:A:206:ARG:HB2	2.22	0.40

Continued on next page...

Continued from previous page...

Atom-1	Atom-2	Interatomic distance (Å)	Clash overlap (Å)
1:A:156:ARG:HH11	1:A:156:ARG:HG3	1.86	0.40
1:E:72:ILE:O	1:E:74:GLN:O	2.39	0.40
1:E:202:GLU:HG3	1:E:206:ARG:HG3	2.04	0.40
1:A:195:GLN:O	1:A:196:ASP:HB3	2.21	0.40
1:A:107:LEU:O	1:A:209:TRP:HZ3	2.04	0.40
1:A:151:VAL:C	1:A:152:VAL:HG12	2.41	0.40
1:E:111:ASP:O	1:E:114:ASP:CB	2.70	0.40
1:B:149:GLU:CD	1:B:149:GLU:N	2.75	0.40
1:C:130:LYS:O	1:C:159:TRP:HA	2.21	0.40
1:A:157:ILE:HG13	1:A:159:TRP:N	2.36	0.40
1:E:190:THR:O	1:E:191:THR:C	2.60	0.40
1:D:87:HIS:ND1	1:D:88:PRO:N	2.69	0.40
1:D:129:ALA:C	1:D:160:LYS:HD3	2.40	0.40

There are no symmetry-related clashes.

5.3 Torsion angles

5.3.1 Protein backbone

In the following table, the Percentiles column shows the percent Ramachandran outliers of the chain as a percentile score with respect to all X-ray entries followed by that with respect to entries of similar resolution.

The Analysed column shows the number of residues for which the backbone conformation was analysed, and the total number of residues.

Mol	Chain	Analysed	Favoured	Allowed	Outliers	Percentiles	
1	A	165/193 (86%)	108 (66%)	31 (19%)	26 (16%)	0	0
1	B	157/193 (81%)	110 (70%)	23 (15%)	24 (15%)	0	0
1	C	159/193 (82%)	117 (74%)	19 (12%)	23 (14%)	0	1
1	D	160/193 (83%)	107 (67%)	23 (14%)	30 (19%)	0	0
1	E	162/193 (84%)	115 (71%)	27 (17%)	20 (12%)	0	1
1	F	161/193 (83%)	112 (70%)	31 (19%)	18 (11%)	0	1
All	All	964/1158 (83%)	669 (69%)	154 (16%)	141 (15%)	0	1

All (141) Ramachandran outliers are listed below:

Mol	Chain	Res	Type
1	A	92	ASP
1	A	102	ASN
1	A	112	ASN
1	A	115	ASN
1	A	119	TYR
1	A	128	LYS
1	A	129	ALA
1	A	134	GLU
1	A	142	VAL
1	A	151	VAL
1	A	161	GLU
1	A	185	ILE
1	A	197	LYS
1	A	198	PRO
1	B	73	ILE
1	B	102	ASN
1	B	127	GLU
1	B	130	LYS
1	B	132	PHE
1	B	158	LYS
1	B	164	ASN
1	B	165	PRO
1	B	191	THR
1	B	193	GLU
1	B	198	PRO
1	C	88	PRO
1	C	113	MET
1	C	128	LYS
1	C	142	VAL
1	C	154	CYS
1	C	155	THR
1	C	163	LYS
1	C	164	ASN
1	C	191	THR
1	C	195	GLN
1	C	197	LYS
1	C	198	PRO
1	D	74	GLN
1	D	102	ASN
1	D	114	ASP
1	D	128	LYS
1	D	160	LYS
1	D	164	ASN

Continued on next page...

Continued from previous page...

Mol	Chain	Res	Type
1	D	187	GLU
1	D	194	LEU
1	D	198	PRO
1	D	204	ILE
1	E	73	ILE
1	E	75	LYS
1	E	118	SER
1	E	133	MET
1	E	151	VAL
1	E	163	LYS
1	E	164	ASN
1	E	185	ILE
1	E	191	THR
1	E	193	GLU
1	E	198	PRO
1	F	31	GLN
1	F	88	PRO
1	F	89	ALA
1	F	115	ASN
1	F	133	MET
1	F	166	ILE
1	F	193	GLU
1	F	194	LEU
1	A	89	ALA
1	A	186	PHE
1	B	88	PRO
1	B	110	LYS
1	B	157	ILE
1	B	190	THR
1	B	207	GLU
1	C	73	ILE
1	C	89	ALA
1	C	205	ARG
1	C	206	ARG
1	D	75	LYS
1	D	90	LEU
1	D	129	ALA
1	D	145	ASP
1	D	151	VAL
1	D	154	CYS
1	D	166	ILE
1	D	188	TRP

Continued on next page...

Continued from previous page...

Mol	Chain	Res	Type
1	D	192	ASP
1	D	205	ARG
1	E	186	PHE
1	E	210	HIS
1	F	73	ILE
1	F	152	VAL
1	F	185	ILE
1	F	195	GLN
1	F	209	TRP
1	A	159	TRP
1	B	89	ALA
1	B	128	LYS
1	C	112	ASN
1	D	69	ARG
1	D	88	PRO
1	D	92	ASP
1	D	195	GLN
1	E	89	ALA
1	E	94	VAL
1	F	161	GLU
1	A	77	PRO
1	A	90	LEU
1	A	114	ASP
1	A	183	TRP
1	A	194	LEU
1	B	79	PHE
1	B	151	VAL
1	D	116	ASN
1	D	131	GLU
1	D	152	VAL
1	D	158	LYS
1	D	193	GLU
1	E	92	ASP
1	E	98	ILE
1	E	159	TRP
1	E	197	LYS
1	F	41	GLU
1	A	152	VAL
1	A	193	GLU
1	B	77	PRO
1	B	166	ILE
1	C	61	LYS

Continued on next page...

Continued from previous page...

Mol	Chain	Res	Type
1	C	124	ILE
1	C	161	GLU
1	E	114	ASP
1	A	184	SER
1	C	119	TYR
1	F	198	PRO
1	B	93	ILE
1	B	152	VAL
1	C	151	VAL
1	D	100	ILE
1	A	88	PRO
1	C	93	ILE
1	F	93	ILE
1	F	117	GLY

5.3.2 Protein sidechains ⓘ

In the following table, the Percentiles column shows the percent sidechain outliers of the chain as a percentile score with respect to all X-ray entries followed by that with respect to entries of similar resolution.

The Analysed column shows the number of residues for which the sidechain conformation was analysed, and the total number of residues.

Mol	Chain	Analysed	Rotameric	Outliers	Percentiles	
1	A	146/181 (81%)	130 (89%)	16 (11%)	8	23
1	B	148/181 (82%)	132 (89%)	16 (11%)	8	23
1	C	138/181 (76%)	118 (86%)	20 (14%)	4	11
1	D	136/181 (75%)	110 (81%)	26 (19%)	2	5
1	E	137/181 (76%)	123 (90%)	14 (10%)	9	26
1	F	149/181 (82%)	130 (87%)	19 (13%)	5	16
All	All	854/1086 (79%)	743 (87%)	111 (13%)	5	15

All (111) residues with a non-rotameric sidechain are listed below:

Mol	Chain	Res	Type
1	A	31	GLN
1	A	55	GLN
1	A	59	ASP
1	A	76	ILE

Continued on next page...

Continued from previous page...

Mol	Chain	Res	Type
1	A	91	SER
1	A	93	ILE
1	A	105	VAL
1	A	109	LEU
1	A	133	MET
1	A	134	GLU
1	A	153	GLU
1	A	160	LYS
1	A	184	SER
1	A	194	LEU
1	A	195	GLN
1	A	202	GLU
1	B	33	PHE
1	B	36	ILE
1	B	44	ASP
1	B	59	ASP
1	B	106	LYS
1	B	108	ASP
1	B	111	ASP
1	B	122	THR
1	B	128	LYS
1	B	131	GLU
1	B	133	MET
1	B	141	HIS
1	B	149	GLU
1	B	190	THR
1	B	192	ASP
1	B	198	PRO
1	C	38	LYS
1	C	43	LEU
1	C	45	ILE
1	C	67	GLU
1	C	68	LYS
1	C	70	ASP
1	C	71	GLU
1	C	74	GLN
1	C	76	ILE
1	C	84	LEU
1	C	88	PRO
1	C	92	ASP
1	C	99	ASP
1	C	119	TYR

Continued on next page...

Continued from previous page...

Mol	Chain	Res	Type
1	C	130	LYS
1	C	133	MET
1	C	153	GLU
1	C	164	ASN
1	C	190	THR
1	C	205	ARG
1	D	30	MET
1	D	33	PHE
1	D	37	GLN
1	D	38	LYS
1	D	51	GLN
1	D	53	ASN
1	D	54	ILE
1	D	68	LYS
1	D	69	ARG
1	D	71	GLU
1	D	75	LYS
1	D	92	ASP
1	D	110	LYS
1	D	121	ILE
1	D	122	THR
1	D	123	PHE
1	D	128	LYS
1	D	133	MET
1	D	134	GLU
1	D	139	VAL
1	D	155	THR
1	D	163	LYS
1	D	188	TRP
1	D	205	ARG
1	D	208	ILE
1	D	209	TRP
1	E	33	PHE
1	E	42	GLN
1	E	54	ILE
1	E	72	ILE
1	E	86	LYS
1	E	91	SER
1	E	92	ASP
1	E	95	PRO
1	E	100	ILE
1	E	102	ASN

Continued on next page...

Continued from previous page...

Mol	Chain	Res	Type
1	E	119	TYR
1	E	130	LYS
1	E	141	HIS
1	E	217	LEU
1	F	41	GLU
1	F	70	ASP
1	F	96	GLU
1	F	99	ASP
1	F	101	LEU
1	F	102	ASN
1	F	104	LEU
1	F	128	LYS
1	F	130	LYS
1	F	132	PHE
1	F	134	GLU
1	F	137	THR
1	F	138	LEU
1	F	155	THR
1	F	164	ASN
1	F	184	SER
1	F	195	GLN
1	F	197	LYS
1	F	213	LEU

Some sidechains can be flipped to improve hydrogen bonding and reduce clashes. All (21) such sidechains are listed below:

Mol	Chain	Res	Type
1	A	103	HIS
1	A	164	ASN
1	B	37	GLN
1	B	51	GLN
1	B	53	ASN
1	C	53	ASN
1	C	55	GLN
1	C	102	ASN
1	C	164	ASN
1	D	53	ASN
1	D	164	ASN
1	E	31	GLN
1	E	37	GLN
1	E	42	GLN
1	E	51	GLN

Continued on next page...

Continued from previous page...

Mol	Chain	Res	Type
1	E	53	ASN
1	E	102	ASN
1	F	42	GLN
1	F	53	ASN
1	F	57	GLN
1	F	164	ASN

5.3.3 RNA [i](#)

There are no RNA molecules in this entry.

5.4 Non-standard residues in protein, DNA, RNA chains [i](#)

There are no non-standard protein/DNA/RNA residues in this entry.

5.5 Carbohydrates [i](#)

There are no carbohydrates in this entry.

5.6 Ligand geometry [i](#)

There are no ligands in this entry.

5.7 Other polymers [i](#)

There are no such residues in this entry.

5.8 Polymer linkage issues [i](#)

There are no chain breaks in this entry.

6 Fit of model and data

6.1 Protein, DNA and RNA chains

In the following table, the column labelled ‘#RSRZ> 2’ contains the number (and percentage) of RSRZ outliers, followed by percent RSRZ outliers for the chain as percentile scores relative to all X-ray entries and entries of similar resolution. The OWAB column contains the minimum, median, 95th percentile and maximum values of the occupancy-weighted average B-factor per residue. The column labelled ‘Q< 0.9’ lists the number of (and percentage) of residues with an average occupancy less than 0.9.

Mol	Chain	Analysed	<RSRZ>	#RSRZ>2			OWAB(Å²)	Q<0.9
1	A	171/193 (88%)	0.25	6 (3%)	48	35	37, 68, 106, 143	0
1	B	165/193 (85%)	0.16	5 (3%)	54	41	25, 59, 104, 183	0
1	C	167/193 (86%)	0.07	1 (0%)	90	86	26, 52, 90, 119	0
1	D	168/193 (87%)	0.20	5 (2%)	54	41	30, 63, 114, 181	0
1	E	168/193 (87%)	0.23	5 (2%)	54	41	34, 60, 108, 180	0
1	F	167/193 (86%)	0.21	6 (3%)	46	34	26, 54, 103, 165	0
All	All	1006/1158 (86%)	0.19	28 (2%)	56	44	25, 59, 106, 183	0

All (28) RSRZ outliers are listed below:

Mol	Chain	Res	Type	RSRZ
1	E	112	ASN	9.9
1	F	89	ALA	4.9
1	B	74	GLN	4.8
1	A	152	VAL	3.7
1	A	194	LEU	3.7
1	B	73	ILE	3.5
1	E	113	MET	3.2
1	F	90	LEU	3.2
1	A	108	ASP	3.0
1	F	114	ASP	3.0
1	D	88	PRO	2.9
1	A	116	ASN	2.9
1	D	112	ASN	2.8
1	B	33	PHE	2.7
1	A	204	ILE	2.7
1	A	140	LYS	2.6
1	D	196	ASP	2.6
1	B	191	THR	2.4
1	C	194	LEU	2.4

Continued on next page...

Continued from previous page...

Mol	Chain	Res	Type	RSRZ
1	E	119	TYR	2.3
1	E	125	PHE	2.2
1	F	192	ASP	2.2
1	F	74	GLN	2.2
1	E	60	GLU	2.2
1	F	185	ILE	2.1
1	D	205	ARG	2.1
1	B	141	HIS	2.0
1	D	74	GLN	2.0

6.2 Non-standard residues in protein, DNA, RNA chains [i](#)

There are no non-standard protein/DNA/RNA residues in this entry.

6.3 Carbohydrates [i](#)

There are no carbohydrates in this entry.

6.4 Ligands [i](#)

There are no ligands in this entry.

6.5 Other polymers [i](#)

There are no such residues in this entry.