



Full wwPDB X-ray Structure Validation Report ⓘ

Feb 1, 2016 – 10:19 AM GMT

PDB ID : 3LOB
Title : Crystal Structure of Flock House Virus calcium mutant
Authors : Johnson, J.E.; Banerjee, M.; Speir, J.A.; Huang, R.
Deposited on : 2010-02-03
Resolution : 3.60 Å(reported)

This is a Full wwPDB X-ray Structure Validation Report for a publicly released PDB entry.
We welcome your comments at validation@mail.wwpdb.org
A user guide is available at
<http://wwpdb.org/validation/2016/XrayValidationReportHelp>
with specific help available everywhere you see the ⓘ symbol.

The following versions of software and data (see [references ⓘ](#)) were used in the production of this report:

MolProbity : 4.02b-467
Mogul : 1.7 (RC4), CSD as536be (2015)
Xtriage (Phenix) : 1.9-1692
EDS : rb-20026688
Percentile statistics : 20151230.v01 (using entries in the PDB archive December 30th 2015)
Refmac : 5.8.0135
CCP4 : 6.5.0
Ideal geometry (proteins) : Engh & Huber (2001)
Ideal geometry (DNA, RNA) : Parkinson et al. (1996)
Validation Pipeline (wwPDB-VP) : trunk26865

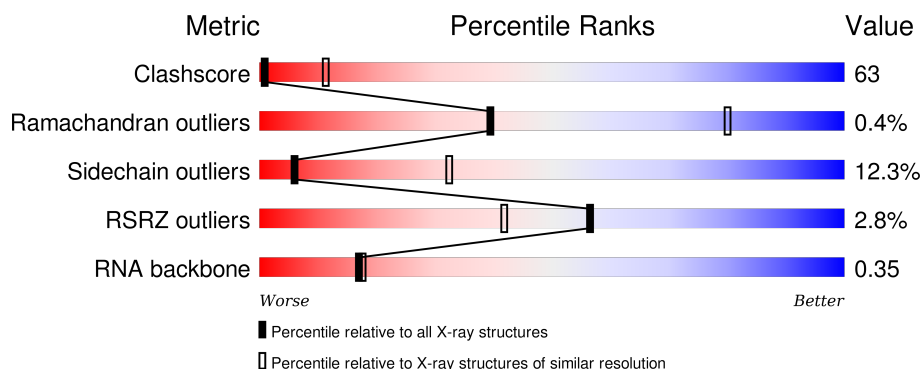
1 Overall quality at a glance i

The following experimental techniques were used to determine the structure:

X-RAY DIFFRACTION

The reported resolution of this entry is 3.60 Å.

Percentile scores (ranging between 0-100) for global validation metrics of the entry are shown in the following graphic. The table shows the number of entries on which the scores are based.



Metric	Whole archive (#Entries)	Similar resolution (#Entries, resolution range(Å))
Clashscore	102246	1010 (3.74-3.46)
Ramachandran outliers	100387	1007 (3.76-3.44)
Sidechain outliers	100360	1007 (3.76-3.44)
RSRZ outliers	91569	1003 (3.78-3.42)
RNA backbone	2183	1058 (4.40-2.80)

The table below summarises the geometric issues observed across the polymeric chains and their fit to the electron density. The red, orange, yellow and green segments on the lower bar indicate the fraction of residues that contain outliers for ≥ 3 , 2, 1 and 0 types of geometric quality criteria. A grey segment represents the fraction of residues that are not modelled. The numeric value for each fraction is indicated below the corresponding segment, with a dot representing fractions $\leq 5\%$. The upper red bar (where present) indicates the fraction of residues that have poor fit to the electron density. The numeric value is given above the bar.

Mol	Chain	Length	Quality of chain
1	A	363	<div> <div>3%</div> <div>28%</div> <div>51%</div> <div>7%</div> <div>14%</div> </div>
1	B	363	<div> <div>%</div> <div>34%</div> <div>44%</div> <div>6%</div> <div>16%</div> </div>
1	C	363	<div> <div>%</div> <div>29%</div> <div>46%</div> <div>10%</div> <div>15%</div> </div>
2	D	44	<div> <div>2%</div> <div>5%</div> <div>5%</div> <div>91%</div> </div>
2	E	44	<div> <div>9%</div> <div>91%</div> </div>

Continued on next page...

Continued from previous page...

Mol	Chain	Length	Quality of chain
2	F	44	
3	R	8	

The following table lists non-polymeric compounds, carbohydrate monomers and non-standard residues in protein, DNA, RNA chains that are outliers for geometric or electron-density-fit criteria:

Mol	Type	Chain	Res	Chirality	Geometry	Clashes	Electron density
4	SO4	C	364	-	-	-	X
4	SO4	C	400	-	-	-	X

2 Entry composition

There are 4 unique types of molecules in this entry. The entry contains 7299 atoms, of which 0 are hydrogens and 0 are deuteriums.

In the tables below, the ZeroOcc column contains the number of atoms modelled with zero occupancy, the AltConf column contains the number of residues with at least one atom in alternate conformation and the Trace column contains the number of residues modelled with at most 2 atoms.

- Molecule 1 is a protein called Coat protein beta.

Mol	Chain	Residues	Atoms					ZeroOcc	AltConf	Trace
1	A	312	Total	C	N	O	S	0	0	0
			2333	1487	387	449	10			
1	B	306	Total	C	N	O	S	0	0	0
			2291	1460	380	441	10			
1	C	309	Total	C	N	O	S	0	0	0
			2313	1473	384	446	10			

There are 15 discrepancies between the modelled and reference sequences:

Chain	Residue	Modelled	Actual	Comment	Reference
A	161	ASN	ASP	ENGINEERED	UNP P12870
A	221	ASN	ASP	ENGINEERED	UNP P12870
A	249	ASN	ASP	ENGINEERED	UNP P12870
A	251	GLN	GLU	ENGINEERED	UNP P12870
A	257	GLN	GLU	ENGINEERED	UNP P12870
B	161	ASN	ASP	ENGINEERED	UNP P12870
B	221	ASN	ASP	ENGINEERED	UNP P12870
B	249	ASN	ASP	ENGINEERED	UNP P12870
B	251	GLN	GLU	ENGINEERED	UNP P12870
B	257	GLN	GLU	ENGINEERED	UNP P12870
C	161	ASN	ASP	ENGINEERED	UNP P12870
C	221	ASN	ASP	ENGINEERED	UNP P12870
C	249	ASN	ASP	ENGINEERED	UNP P12870
C	251	GLN	GLU	ENGINEERED	UNP P12870
C	257	GLN	GLU	ENGINEERED	UNP P12870

- Molecule 2 is a protein called Coat protein gamma.

Mol	Chain	Residues	Atoms				ZeroOcc	AltConf	Trace
2	D	4	Total	C	N	O	0	0	0
			30	20	5	5			

Continued on next page...

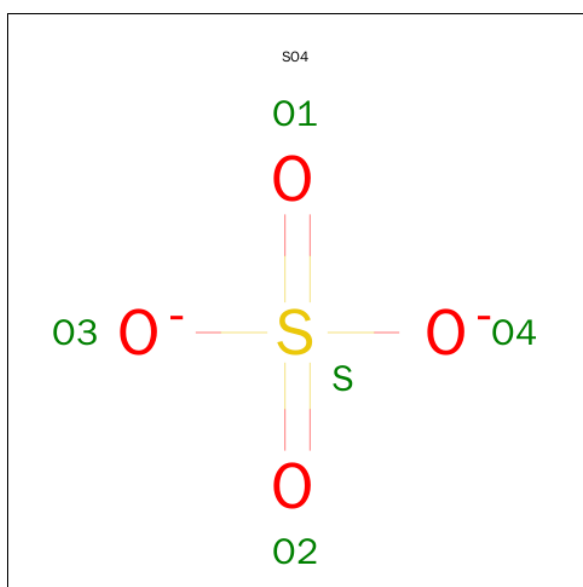
Continued from previous page...

Mol	Chain	Residues	Atoms					ZeroOcc	AltConf	Trace
2	E	4	Total	C	N	O		0	0	0
			36	22	8	6				
2	F	18	Total	C	N	O	S	0	0	0
			135	86	24	24	1			

- Molecule 3 is a RNA chain called RNA (5'-R(*UP*UP*U*AP*UP*CP*UP*(P))-3').

Mol	Chain	Residues	Atoms					ZeroOcc	AltConf	Trace
3	R	7	Total	C	N	O	P	0	0	0
			136	64	18	49	5			

- Molecule 4 is SULFATE ION (three-letter code: SO4) (formula: O₄S).

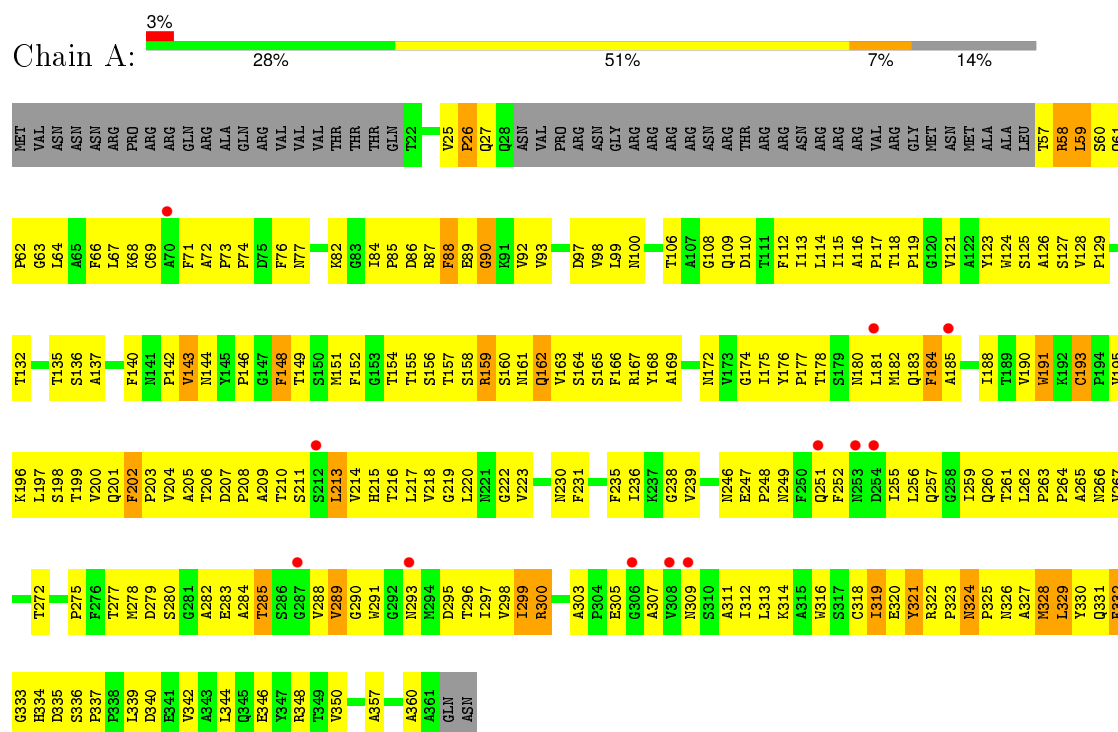


Mol	Chain	Residues	Atoms			ZeroOcc	AltConf
4	A	1	Total	O	S	0	0
			5	4	1		
4	C	1	Total	O	S	0	0
			5	4	1		
4	B	1	Total	O	S	0	0
			5	4	1		
4	C	1	Total	O	S	0	0
			5	4	1		
4	B	1	Total	O	S	0	0
			5	4	1		

3 Residue-property plots

These plots are drawn for all protein, RNA and DNA chains in the entry. The first graphic for a chain summarises the proportions of errors displayed in the second graphic. The second graphic shows the sequence view annotated by issues in geometry and electron density. Residues are color-coded according to the number of geometric quality criteria for which they contain at least one outlier: green = 0, yellow = 1, orange = 2 and red = 3 or more. A red dot above a residue indicates a poor fit to the electron density ($RSRZ > 2$). Stretches of 2 or more consecutive residues without any outlier are shown as a green connector. Residues present in the sample, but not in the model, are shown in grey.

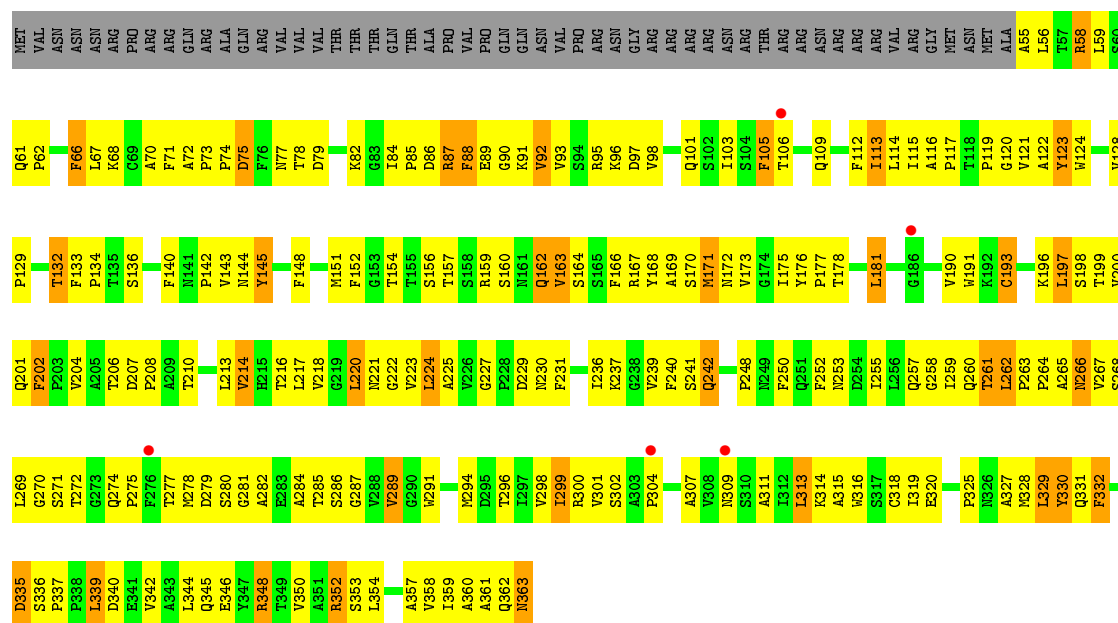
- Molecule 1: Coat protein beta



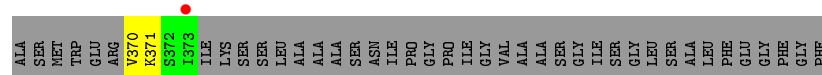
- Molecule 1: Coat protein beta



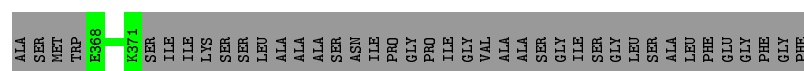
- Molecule 1: Coat protein beta



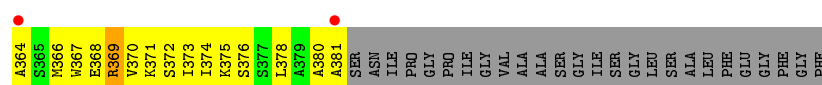
- Molecule 2: Coat protein gamma



- Molecule 2: Coat protein gamma

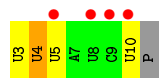


- Molecule 2: Coat protein gamma



- Molecule 3: RNA (5'-R(*UP*UP*U*AP*UP*CP*UP*(P))-3')

Chain R: 



4 Data and refinement statistics

Property	Value	Source
Space group	C 1 2 1	Depositor
Cell constants a, b, c, α , β , γ	477.09Å 404.93Å 476.19Å 90.00° 90.63° 90.00°	Depositor
Resolution (Å)	40.00 – 3.60 39.99 – 3.60	Depositor EDS
% Data completeness (in resolution range)	31.5 (40.00-3.60) 31.5 (39.99-3.60)	Depositor EDS
R_{merge}	0.10	Depositor
R_{sym}	(Not available)	Depositor
$\langle I/\sigma(I) \rangle$ ¹	2.03 (at 3.57Å)	Xtriage
Refinement program	CNS 1.2	Depositor
R, R_{free}	0.347 , (Not available) 0.381 , (Not available)	Depositor DCC
R_{free} test set	No test flags present.	DCC
Wilson B-factor (Å ²)	96.2	Xtriage
Anisotropy	0.294	Xtriage
Bulk solvent k_{sol} (e/Å ³), B_{sol} (Å ²)	0.27 , 113.5	EDS
Estimated twinning fraction	0.038 for -h,-k,l	Xtriage
L-test for twinning ²	$\langle L \rangle = 0.45$, $\langle L^2 \rangle = 0.27$	Xtriage
Outliers	1 of 372967 reflections (0.000%)	Xtriage
F_o, F_c correlation	0.81	EDS
Total number of atoms	7299	wwPDB-VP
Average B, all atoms (Å ²)	182.0	wwPDB-VP

Xtriage's analysis on translational NCS is as follows: *The analyses of the Patterson function reveals a significant off-origin peak that is 43.20 % of the origin peak, indicating pseudo translational symmetry. The chance of finding a peak of this or larger height randomly in a structure without pseudo translational symmetry is equal to 1.8259e-04. The detected translational NCS is most likely also responsible for the elevated intensity ratio.*

¹ Intensities estimated from amplitudes.

² Theoretical values of $\langle |L| \rangle$, $\langle L^2 \rangle$ for acentric reflections are 0.5, 0.375 respectively for untwinned datasets, and 0.333, 0.2 for perfectly twinned datasets.

5 Model quality [i](#)

5.1 Standard geometry [i](#)

Bond lengths and bond angles in the following residue types are not validated in this section: SO4

The Z score for a bond length (or angle) is the number of standard deviations the observed value is removed from the expected value. A bond length (or angle) with $|Z| > 5$ is considered an outlier worth inspection. RMSZ is the root-mean-square of all Z scores of the bond lengths (or angles).

Mol	Chain	Bond lengths		Bond angles	
		RMSZ	# Z >5	RMSZ	# Z >5
1	A	0.65	0/2396	0.76	1/3281 (0.0%)
1	B	0.58	0/2353	0.74	0/3221
1	C	0.63	0/2375	0.79	0/3250
2	D	0.57	0/29	0.58	0/37
2	E	0.50	0/35	0.44	0/44
2	F	0.45	0/136	0.61	0/181
3	R	0.45	0/149	0.68	0/227
All	All	0.61	0/7473	0.76	1/10241 (0.0%)

There are no bond length outliers.

All (1) bond angle outliers are listed below:

Mol	Chain	Res	Type	Atoms	Z	Observed(°)	Ideal(°)
1	A	181	LEU	CA-CB-CG	-5.02	103.75	115.30

There are no chirality outliers.

There are no planarity outliers.

5.2 Too-close contacts [i](#)

In the following table, the Non-H and H(model) columns list the number of non-hydrogen atoms and hydrogen atoms in the chain respectively. The H(added) column lists the number of hydrogen atoms added and optimized by MolProbity. The Clashes column lists the number of clashes within the asymmetric unit, whereas Symm-Clashes lists symmetry related clashes.

Mol	Chain	Non-H	H(model)	H(added)	Clashes	Symm-Clashes
1	A	2333	0	2274	366	0
1	B	2291	0	2236	243	0
1	C	2313	0	2251	344	0

Continued on next page...

Continued from previous page...

Mol	Chain	Non-H	H(model)	H(added)	Clashes	Symm-Clashes
2	D	30	0	37	1	0
2	E	36	0	40	0	0
2	F	135	0	145	21	0
3	R	136	0	76	6	0
4	A	5	0	0	0	0
4	B	10	0	0	0	0
4	C	10	0	0	0	0
All	All	7299	0	7059	910	0

The all-atom clashscore is defined as the number of clashes found per 1000 atoms (including hydrogen atoms). The all-atom clashscore for this structure is 63.

All (910) close contacts within the same asymmetric unit are listed below, sorted by their clash magnitude.

Atom-1	Atom-2	Interatomic distance (Å)	Clash overlap (Å)
1:B:74:PRO:HD3	1:B:316:TRP:CH2	1.50	1.44
1:C:261:THR:C	1:C:262:LEU:HD23	1.36	1.42
1:A:282:ALA:HB3	1:A:285:THR:CG2	1.50	1.41
1:A:88:PHE:HE1	1:A:336:SER:CB	1.37	1.37
1:B:184:PHE:CE1	1:B:236:ILE:HD12	1.61	1.34
1:C:133:PHE:CD2	1:C:224:LEU:O	1.83	1.31
1:A:156:SER:HA	1:A:159:ARG:NH1	1.42	1.31
1:C:197:LEU:HD12	1:C:198:SER:N	1.45	1.29
1:B:74:PRO:HD3	1:B:316:TRP:CZ2	1.65	1.29
1:A:88:PHE:CE1	1:A:336:SER:CB	2.13	1.29
1:A:88:PHE:CE1	1:A:336:SER:HB3	1.68	1.27
1:C:197:LEU:HD12	1:C:197:LEU:C	1.51	1.22
1:A:325:PRO:HG2	1:C:193:CYS:SG	1.81	1.20
1:A:255:ILE:HD11	1:C:218:VAL:CG1	1.72	1.19
1:A:282:ALA:HB3	1:A:285:THR:HG23	1.18	1.18
1:A:264:PRO:O	1:A:267:VAL:HG22	1.42	1.18
1:B:57:THR:CG2	1:B:58:ARG:H	1.57	1.18
1:B:352:ARG:HH21	1:B:352:ARG:CG	1.59	1.15
1:B:352:ARG:HD2	1:C:89:GLU:CD	1.68	1.14
1:B:74:PRO:CD	1:B:316:TRP:CH2	2.30	1.14
1:A:88:PHE:CE1	1:A:336:SER:HB2	1.83	1.13
1:B:218:VAL:HG23	1:C:160:SER:HB2	1.20	1.13
1:C:224:LEU:HD23	1:C:224:LEU:N	1.50	1.13
1:B:57:THR:HG22	1:B:58:ARG:N	1.57	1.09
1:A:123:TYR:O	1:A:143:VAL:HG22	1.53	1.08
1:B:352:ARG:HG3	1:B:352:ARG:HH21	1.04	1.07

Continued on next page...

Continued from previous page...

Atom-1	Atom-2	Interatomic distance (Å)	Clash overlap (Å)
1:A:87:ARG:HG2	1:A:339:LEU:CD1	1.84	1.06
1:B:181:LEU:H	1:B:181:LEU:HD22	1.16	1.06
1:C:260:GLN:O	1:C:280:SER:HB3	1.54	1.05
1:A:167:ARG:HD3	1:A:252:PHE:CE1	1.93	1.04
1:C:262:LEU:N	1:C:262:LEU:HD23	1.50	1.04
1:A:88:PHE:O	1:A:88:PHE:HD1	1.39	1.04
1:C:261:THR:OG1	1:C:279:ASP:HA	1.58	1.03
1:A:88:PHE:C	1:A:88:PHE:CD1	2.32	1.03
1:A:184:PHE:CD1	1:A:184:PHE:C	2.29	1.02
1:A:255:ILE:CG1	1:C:218:VAL:HG11	1.89	1.02
1:B:184:PHE:CE2	1:B:236:ILE:HB	1.94	1.02
1:A:264:PRO:O	1:A:267:VAL:CG2	2.07	1.02
1:A:255:ILE:HD11	1:C:218:VAL:HG13	1.38	1.01
1:A:222:GLY:HA2	1:B:326:ASN:HB3	1.41	1.01
1:C:172:ASN:HB2	1:C:316:TRP:HB2	1.41	1.01
1:B:247:GLU:HG3	1:B:248:PRO:HD2	1.39	1.01
1:C:88:PHE:HD1	1:C:89:GLU:N	1.57	1.01
1:C:259:ILE:O	1:C:259:ILE:HG22	1.59	1.00
1:C:88:PHE:C	1:C:88:PHE:CD1	2.32	1.00
1:A:116:ALA:HB2	1:A:124:TRP:HE1	1.21	1.00
1:A:176:TYR:O	1:A:311:ALA:HB1	1.62	1.00
1:C:162:GLN:HA	1:C:162:GLN:OE1	1.58	1.00
1:A:255:ILE:HD11	1:C:218:VAL:HG11	1.43	0.99
1:C:197:LEU:CD1	1:C:197:LEU:C	2.29	0.99
1:C:88:PHE:CD1	1:C:89:GLU:N	2.30	0.99
1:A:184:PHE:HD1	1:A:185:ALA:N	1.59	0.99
1:B:352:ARG:HG3	1:B:352:ARG:NH2	1.68	0.99
1:B:352:ARG:HD2	1:C:89:GLU:OE1	1.61	0.98
1:A:129:PRO:O	1:A:132:THR:HG22	1.63	0.98
1:C:261:THR:C	1:C:262:LEU:CD2	2.31	0.98
2:F:369:ARG:HH11	2:F:369:ARG:HB2	1.29	0.97
1:C:260:GLN:O	1:C:280:SER:CB	2.11	0.97
1:A:87:ARG:HG2	1:A:339:LEU:HD13	1.47	0.96
1:A:255:ILE:CD1	1:C:218:VAL:HG11	1.95	0.96
1:A:88:PHE:HE1	1:A:336:SER:HB3	1.03	0.96
1:C:133:PHE:CE2	1:C:224:LEU:O	2.19	0.96
1:A:190:VAL:HG22	1:A:299:ILE:HG23	1.45	0.96
1:A:86:ASP:CG	1:A:167:ARG:HH12	1.68	0.95
1:A:88:PHE:HE1	1:A:336:SER:HB2	1.20	0.95
1:C:73:PRO:N	1:C:74:PRO:HD3	1.81	0.95
1:C:330:TYR:HD2	1:C:330:TYR:O	1.49	0.95

Continued on next page...

Continued from previous page...

Atom-1	Atom-2	Interatomic distance (Å)	Clash overlap (Å)
1:C:88:PHE:HE1	1:C:90:GLY:N	1.64	0.95
1:A:162:GLN:HA	1:A:162:GLN:OE1	1.63	0.95
1:C:197:LEU:CD1	1:C:198:SER:N	2.30	0.94
1:A:123:TYR:O	1:A:143:VAL:CG2	2.15	0.94
1:C:262:LEU:N	1:C:262:LEU:CD2	2.30	0.94
1:A:116:ALA:HB2	1:A:124:TRP:NE1	1.82	0.94
1:B:184:PHE:CE1	1:B:236:ILE:CD1	2.49	0.94
1:C:129:PRO:HG2	1:C:132:THR:HG21	1.46	0.94
1:C:224:LEU:HD23	1:C:224:LEU:H	1.18	0.93
1:C:88:PHE:CE1	1:C:90:GLY:N	2.36	0.92
1:B:57:THR:HG22	1:B:58:ARG:H	0.77	0.92
1:B:224:LEU:N	1:B:224:LEU:CD1	2.30	0.92
1:C:121:VAL:O	1:C:121:VAL:HG12	1.66	0.92
1:A:113:ILE:CD1	1:A:125:SER:HA	1.99	0.92
1:C:181:LEU:H	1:C:181:LEU:HD12	1.35	0.92
1:A:325:PRO:CG	1:C:193:CYS:SG	2.59	0.91
1:C:72:ALA:C	1:C:74:PRO:HD2	1.91	0.91
1:B:224:LEU:N	1:B:224:LEU:HD12	1.86	0.91
1:A:87:ARG:CG	1:A:339:LEU:HD13	2.01	0.90
1:C:72:ALA:C	1:C:74:PRO:CD	2.40	0.90
1:A:156:SER:HA	1:A:159:ARG:HH11	1.15	0.90
1:A:116:ALA:CB	1:A:124:TRP:HE1	1.85	0.90
1:C:73:PRO:N	1:C:74:PRO:CD	2.35	0.89
1:B:140:PHE:HB2	1:B:278:MET:SD	2.12	0.89
1:A:282:ALA:CB	1:A:285:THR:CG2	2.46	0.89
1:B:218:VAL:CG2	1:C:160:SER:HB2	2.03	0.89
1:C:224:LEU:N	1:C:224:LEU:CD2	2.30	0.89
1:A:88:PHE:O	1:A:88:PHE:CD1	2.24	0.88
1:A:85:PRO:HG2	1:A:344:LEU:CD2	2.03	0.88
1:A:87:ARG:CD	1:A:339:LEU:HD13	2.02	0.88
1:A:156:SER:CA	1:A:159:ARG:NH1	2.34	0.87
1:B:189:THR:HG22	1:B:232:SER:HA	1.57	0.87
1:A:248:PRO:HA	1:A:348:ARG:NH1	1.89	0.86
1:C:156:SER:HB2	1:C:258:GLY:HA2	1.57	0.86
1:A:124:TRP:CE3	1:A:278:MET:CE	2.58	0.86
1:A:160:SER:CB	1:C:218:VAL:HG13	2.06	0.86
1:C:122:ALA:HB2	1:C:145:TYR:CE1	2.09	0.86
1:C:261:THR:O	1:C:262:LEU:HD23	1.75	0.86
1:A:86:ASP:HB2	1:A:167:ARG:HH22	1.40	0.86
1:A:264:PRO:HD2	1:A:267:VAL:HG21	1.57	0.85
1:A:282:ALA:HB3	1:A:285:THR:HG21	1.58	0.85

Continued on next page...

Continued from previous page...

Atom-1	Atom-2	Interatomic distance (Å)	Clash overlap (Å)
1:B:133:PHE:CD2	1:B:224:LEU:O	2.29	0.85
1:C:330:TYR:CD2	1:C:330:TYR:O	2.30	0.85
1:B:80:PRO:HB3	1:B:96:LYS:HB2	1.58	0.85
1:C:217:LEU:HB3	1:C:220:LEU:HD23	1.58	0.85
1:B:263:PRO:HB3	1:B:272:THR:HG21	1.57	0.85
1:C:73:PRO:HG3	1:C:172:ASN:ND2	1.92	0.84
1:B:220:LEU:HD12	1:B:275:PRO:CG	2.07	0.84
1:B:106:THR:HG22	1:B:109:GLN:HB2	1.58	0.84
1:A:88:PHE:CD1	1:A:336:SER:HB3	2.12	0.84
1:B:184:PHE:CD1	1:B:236:ILE:HD12	2.13	0.84
1:A:325:PRO:HD2	1:C:222:GLY:HA3	1.56	0.83
1:C:159:ARG:HH21	1:C:260:GLN:HE22	1.22	0.83
1:A:282:ALA:CB	1:A:285:THR:HG23	2.05	0.83
1:A:84:ILE:CG2	1:A:85:PRO:HD2	2.09	0.83
1:A:346:GLU:O	1:A:350:VAL:HG23	1.77	0.83
1:B:206:THR:HG22	1:B:207:ASP:H	1.42	0.82
1:B:256:LEU:HD12	1:B:290:GLY:HA2	1.60	0.82
1:B:106:THR:CG2	1:B:109:GLN:HB2	2.10	0.82
1:A:288:VAL:HG23	1:A:288:VAL:O	1.79	0.81
1:A:260:GLN:HB3	1:A:280:SER:OG	1.80	0.81
1:C:58:ARG:HA	1:C:58:ARG:HH11	1.44	0.81
1:A:59:LEU:H	1:A:59:LEU:HD23	1.42	0.80
1:A:288:VAL:O	1:A:288:VAL:CG2	2.30	0.80
1:C:88:PHE:CE1	1:C:89:GLU:C	2.55	0.80
1:A:126:ALA:CB	1:A:140:PHE:CZ	2.65	0.80
1:C:90:GLY:O	1:C:335:ASP:HA	1.82	0.80
1:C:181:LEU:N	1:C:181:LEU:HD12	1.97	0.80
1:C:162:GLN:CA	1:C:162:GLN:OE1	2.30	0.80
1:A:84:ILE:HG23	1:A:85:PRO:HD2	1.61	0.80
1:A:162:GLN:CA	1:A:162:GLN:OE1	2.29	0.80
1:C:175:ILE:HD12	1:C:239:VAL:HG13	1.62	0.79
1:A:167:ARG:HB3	1:A:252:PHE:CD1	2.17	0.79
2:F:369:ARG:HB2	2:F:369:ARG:NH1	1.98	0.79
1:B:329:LEU:HD13	1:B:329:LEU:H	1.47	0.79
1:A:247:GLU:OE2	1:B:252:PHE:HB2	1.82	0.79
1:B:184:PHE:CZ	1:B:236:ILE:HD12	2.17	0.79
1:A:126:ALA:HB2	1:A:140:PHE:CE2	2.17	0.79
1:C:143:VAL:O	1:C:143:VAL:HG23	1.83	0.78
1:A:201:GLN:NE2	1:B:264:PRO:HB3	1.98	0.78
1:B:74:PRO:HD3	1:B:316:TRP:CZ3	2.19	0.78
1:A:97:ASP:O	1:A:316:TRP:HA	1.84	0.78

Continued on next page...

Continued from previous page...

Atom-1	Atom-2	Interatomic distance (Å)	Clash overlap (Å)
1:A:197:LEU:HA	1:A:217:LEU:CD2	2.14	0.78
1:C:68:LYS:HE2	2:F:367:TRP:CZ2	2.20	0.77
1:A:126:ALA:HB2	1:A:140:PHE:CZ	2.19	0.76
1:B:133:PHE:CG	1:B:224:LEU:O	2.39	0.76
1:B:263:PRO:HD2	1:B:277:THR:HG23	1.67	0.76
1:A:206:THR:O	1:A:209:ALA:N	2.18	0.76
1:A:160:SER:HB2	1:C:218:VAL:HG13	1.67	0.76
1:A:167:ARG:CD	1:A:252:PHE:CE1	2.68	0.76
1:A:113:ILE:HD13	1:A:125:SER:HA	1.67	0.76
1:A:85:PRO:HG2	1:A:344:LEU:HD21	1.66	0.76
1:A:184:PHE:CD1	1:A:185:ALA:N	2.46	0.76
1:C:171:MET:HG3	1:C:294:MET:HG2	1.68	0.76
1:A:177:PRO:HA	1:A:311:ALA:HB2	1.67	0.75
1:A:220:LEU:O	1:A:223:VAL:HB	1.87	0.75
1:A:92:VAL:HG21	1:A:320:GLU:OE1	1.87	0.75
1:B:213:LEU:HD12	1:C:214:VAL:HG12	1.69	0.75
1:A:160:SER:OG	1:C:218:VAL:HG13	1.87	0.75
1:C:88:PHE:HE1	1:C:90:GLY:CA	1.99	0.74
1:B:352:ARG:HD2	1:C:89:GLU:OE2	1.87	0.74
1:B:106:THR:HG21	1:B:109:GLN:OE1	1.86	0.74
1:B:181:LEU:CD2	1:B:181:LEU:H	1.94	0.74
1:A:121:VAL:HA	1:A:144:ASN:HA	1.68	0.74
1:A:166:PHE:CD1	1:A:166:PHE:O	2.41	0.74
1:A:184:PHE:HD1	1:A:184:PHE:C	1.79	0.74
1:A:88:PHE:CD1	1:A:336:SER:CB	2.70	0.73
1:B:74:PRO:CD	1:B:316:TRP:CZ2	2.60	0.73
1:B:113:ILE:N	1:B:113:ILE:HD12	2.03	0.73
1:C:350:VAL:O	1:C:354:LEU:HG	1.88	0.73
1:C:84:ILE:HG22	1:C:86:ASP:HB2	1.68	0.73
1:A:175:ILE:HD12	1:A:239:VAL:HG13	1.71	0.73
1:C:191:TRP:CE2	1:C:298:VAL:HG21	2.24	0.73
1:A:124:TRP:CE3	1:A:278:MET:HE3	2.24	0.73
1:C:88:PHE:HE1	1:C:89:GLU:C	1.92	0.72
1:C:56:LEU:HD13	2:F:371:LYS:HE2	1.69	0.72
1:C:198:SER:O	1:C:216:THR:O	2.07	0.72
1:C:162:GLN:O	1:C:163:VAL:HG12	1.89	0.72
1:C:177:PRO:HG2	1:C:236:ILE:O	1.89	0.72
1:A:87:ARG:HD3	1:A:339:LEU:HD13	1.70	0.72
1:B:261:THR:HG22	1:B:279:ASP:HA	1.71	0.72
1:A:64:LEU:O	1:A:68:LYS:HG3	1.90	0.72
1:B:226:VAL:HG12	1:B:226:VAL:O	1.89	0.71

Continued on next page...

Continued from previous page...

Atom-1	Atom-2	Interatomic distance (Å)	Clash overlap (Å)
1:C:332:PHE:CD2	1:C:332:PHE:N	2.54	0.71
1:C:263:PRO:HD2	1:C:277:THR:HG23	1.71	0.71
1:A:319:ILE:HB	1:A:321:TYR:CE1	2.25	0.71
1:B:260:GLN:NE2	1:B:283:GLU:HA	2.05	0.71
1:B:220:LEU:HD12	1:B:275:PRO:HG2	1.71	0.70
1:A:84:ILE:HB	1:A:167:ARG:NH2	2.05	0.70
1:C:190:VAL:HG22	1:C:299:ILE:HG23	1.73	0.70
1:A:206:THR:O	1:A:209:ALA:CA	2.40	0.70
1:C:162:GLN:C	1:C:163:VAL:CG1	2.59	0.70
1:A:167:ARG:HB3	1:A:252:PHE:HD1	1.56	0.70
1:A:255:ILE:CD1	1:C:218:VAL:CG1	2.55	0.70
1:A:299:ILE:HD12	1:A:299:ILE:N	2.06	0.70
1:C:133:PHE:HD2	1:C:224:LEU:O	1.71	0.70
1:A:160:SER:HB3	1:A:257:GLN:OE1	1.92	0.70
1:B:224:LEU:H	1:B:224:LEU:HD13	1.55	0.69
1:C:77:ASN:OD1	1:C:78:THR:N	2.25	0.69
1:C:197:LEU:HD12	1:C:198:SER:CA	2.21	0.69
1:A:318:CYS:O	1:A:319:ILE:HD13	1.92	0.69
1:A:86:ASP:OD2	1:A:88:PHE:HB3	1.90	0.69
1:C:133:PHE:HB3	1:C:134:PRO:HD2	1.74	0.69
1:B:344:LEU:O	1:B:348:ARG:HG2	1.93	0.69
1:B:181:LEU:N	1:B:181:LEU:HD22	2.00	0.69
1:C:346:GLU:O	1:C:350:VAL:HG23	1.91	0.69
1:A:184:PHE:CE2	1:A:236:ILE:HB	2.28	0.69
1:C:224:LEU:CD2	1:C:224:LEU:H	1.89	0.69
1:C:181:LEU:H	1:C:181:LEU:CD1	2.05	0.69
1:C:68:LYS:HE2	2:F:367:TRP:CH2	2.28	0.69
1:A:206:THR:O	1:A:209:ALA:HA	1.92	0.69
1:C:72:ALA:O	1:C:74:PRO:HD2	1.93	0.69
1:C:268:SER:O	1:C:271:SER:HB3	1.92	0.69
1:C:331:GLN:HB3	1:C:332:PHE:CE2	2.28	0.69
1:B:74:PRO:CD	1:B:316:TRP:CZ3	2.76	0.68
1:B:218:VAL:HG23	1:C:160:SER:CB	2.12	0.68
1:C:117:PRO:HD3	1:C:296:THR:HG22	1.74	0.68
1:C:73:PRO:HB3	1:C:96:LYS:HZ1	1.58	0.68
1:A:312:ILE:HG22	1:A:313:LEU:N	2.08	0.68
1:B:179:SER:HA	1:B:183:GLN:HE21	1.57	0.68
1:C:329:LEU:O	1:C:329:LEU:HD12	1.94	0.68
1:A:115:ILE:HG12	1:A:297:ILE:HB	1.76	0.68
1:B:227:GLY:HA2	1:C:325:PRO:HB3	1.76	0.68
1:A:167:ARG:HG2	1:A:252:PHE:HE1	1.58	0.68

Continued on next page...

Continued from previous page...

Atom-1	Atom-2	Interatomic distance (Å)	Clash overlap (Å)
1:C:129:PRO:HG2	1:C:132:THR:CG2	2.22	0.68
1:C:151:MET:O	1:C:162:GLN:HB2	1.93	0.68
1:C:128:VAL:HG12	1:C:132:THR:HG23	1.76	0.67
1:C:259:ILE:CG2	1:C:259:ILE:O	2.34	0.67
1:A:74:PRO:HG3	1:A:314:LYS:HD3	1.76	0.67
1:A:261:THR:O	1:A:262:LEU:HD23	1.95	0.67
1:C:260:GLN:O	1:C:280:SER:HB2	1.94	0.67
1:A:160:SER:HB2	1:A:255:ILE:HD11	1.76	0.67
1:A:124:TRP:N	1:A:124:TRP:CD1	2.62	0.67
1:A:126:ALA:CB	1:A:140:PHE:CE2	2.77	0.67
1:B:197:LEU:HA	1:B:217:LEU:CD2	2.24	0.67
1:A:161:ASN:O	1:A:324:ASN:ND2	2.28	0.67
1:A:312:ILE:CG2	1:A:313:LEU:N	2.58	0.67
1:C:328:MET:SD	1:C:329:LEU:N	2.68	0.67
1:B:119:PRO:O	1:B:289:VAL:HG21	1.94	0.67
1:A:206:THR:O	1:A:208:PRO:C	2.33	0.67
1:A:177:PRO:HA	1:A:311:ALA:CB	2.25	0.66
1:A:86:ASP:OD1	1:C:248:PRO:HB3	1.95	0.66
1:A:185:ALA:HB3	1:A:307:ALA:CB	2.25	0.66
1:A:115:ILE:O	1:A:296:THR:HG23	1.94	0.66
1:B:217:LEU:HB3	1:B:220:LEU:HD23	1.77	0.66
1:C:201:GLN:HB3	1:C:213:LEU:HD13	1.78	0.66
1:A:255:ILE:HG13	1:C:218:VAL:HG11	1.77	0.66
1:B:73:PRO:HG3	1:B:240:PHE:HE1	1.60	0.66
1:B:105:PHE:HD1	1:B:105:PHE:N	1.93	0.66
1:A:89:GLU:OE1	1:C:352:ARG:NH1	2.28	0.66
1:C:260:GLN:OE1	1:C:260:GLN:HA	1.96	0.66
1:B:105:PHE:CD1	1:B:105:PHE:N	2.63	0.66
1:B:247:GLU:HG3	1:B:248:PRO:CD	2.23	0.66
1:A:163:VAL:HG12	1:A:323:PRO:HA	1.77	0.66
1:A:68:LYS:O	1:A:72:ALA:HB3	1.96	0.66
1:A:231:PHE:CB	1:A:357:ALA:HB3	2.26	0.66
1:A:162:GLN:O	1:A:163:VAL:HG13	1.96	0.65
1:A:265:ALA:O	1:A:266:ASN:HB2	1.94	0.65
1:C:91:LYS:C	1:C:92:VAL:CG1	2.65	0.65
1:B:280:SER:OG	1:B:287:GLY:HA2	1.96	0.65
1:A:126:ALA:HB3	1:A:140:PHE:CZ	2.30	0.65
1:B:247:GLU:CG	1:B:248:PRO:HD2	2.23	0.65
1:C:151:MET:O	1:C:162:GLN:CB	2.45	0.65
1:A:156:SER:CA	1:A:159:ARG:HH11	2.02	0.65
1:A:113:ILE:HD12	1:A:125:SER:HA	1.77	0.65

Continued on next page...

Continued from previous page...

Atom-1	Atom-2	Interatomic distance (Å)	Clash overlap (Å)
1:B:152:PHE:CD2	1:B:289:VAL:HG11	2.32	0.65
1:C:119:PRO:HB2	1:C:289:VAL:HG21	1.78	0.65
1:A:93:VAL:HG22	1:A:333:GLY:HA3	1.79	0.65
1:B:329:LEU:HD13	1:B:329:LEU:N	2.12	0.64
1:A:190:VAL:O	1:A:230:ASN:HB2	1.97	0.64
1:A:93:VAL:HG22	1:A:333:GLY:CA	2.27	0.64
1:C:339:LEU:HD12	1:C:340:ASP:N	2.13	0.64
1:C:265:ALA:C	1:C:266:ASN:OD1	2.35	0.64
1:A:154:THR:O	1:A:284:ALA:HA	1.98	0.64
1:A:222:GLY:HA2	1:B:326:ASN:CB	2.23	0.64
1:A:85:PRO:HG2	1:A:344:LEU:HD23	1.79	0.64
1:A:166:PHE:CG	1:A:166:PHE:O	2.50	0.64
1:B:188:ILE:HG13	1:B:188:ILE:O	1.97	0.64
1:A:82:LYS:HB3	1:A:337:PRO:HD3	1.80	0.64
1:A:113:ILE:CD1	1:A:125:SER:CA	2.73	0.64
1:A:204:VAL:O	1:A:204:VAL:HG23	1.97	0.64
1:C:352:ARG:HG2	1:C:352:ARG:HH11	1.63	0.64
1:B:184:PHE:CZ	1:B:236:ILE:CD1	2.79	0.63
1:B:123:TYR:OH	1:B:143:VAL:HG21	1.97	0.63
1:B:156:SER:HA	1:B:159:ARG:NE	2.14	0.63
1:A:184:PHE:HD1	1:A:185:ALA:CA	2.10	0.63
1:C:72:ALA:C	1:C:74:PRO:HD3	2.09	0.63
1:B:174:GLY:O	1:B:313:LEU:HD23	1.98	0.63
1:A:168:TYR:HA	1:A:319:ILE:HG23	1.80	0.63
1:B:352:ARG:HG2	1:B:352:ARG:HH21	1.58	0.63
1:C:128:VAL:HG13	1:C:129:PRO:HD2	1.80	0.63
1:B:133:PHE:CE2	1:B:224:LEU:O	2.52	0.63
1:A:260:GLN:NE2	1:A:283:GLU:HA	2.13	0.63
1:A:264:PRO:CD	1:A:267:VAL:HG21	2.29	0.63
1:A:169:ALA:HB3	1:A:318:CYS:O	1.98	0.63
1:C:280:SER:OG	1:C:287:GLY:HA2	1.99	0.62
1:A:160:SER:HA	1:A:255:ILE:HD13	1.80	0.62
1:C:91:LYS:HD2	1:C:330:TYR:CZ	2.33	0.62
1:C:116:ALA:HB1	1:C:291:TRP:CZ3	2.34	0.62
1:B:74:PRO:HG3	1:B:316:TRP:CZ3	2.35	0.62
1:A:87:ARG:HG2	1:A:339:LEU:HD12	1.80	0.62
1:C:66:PHE:HE1	1:C:84:ILE:HG12	1.64	0.62
1:C:123:TYR:C	1:C:123:TYR:CD1	2.73	0.62
1:A:86:ASP:CG	1:A:167:ARG:NH1	2.48	0.62
1:B:239:VAL:N	1:B:360:ALA:HB2	2.15	0.62
1:B:224:LEU:N	1:B:224:LEU:HD13	2.11	0.62

Continued on next page...

Continued from previous page...

Atom-1	Atom-2	Interatomic distance (Å)	Clash overlap (Å)
1:C:164:SER:O	1:C:255:ILE:HG12	2.00	0.62
1:C:342:VAL:O	1:C:346:GLU:HG2	2.00	0.61
1:B:190:VAL:HG13	1:B:298:VAL:O	2.00	0.61
1:C:74:PRO:CD	1:C:75:ASP:H	2.13	0.61
1:C:191:TRP:O	1:C:298:VAL:HG22	2.00	0.61
1:C:261:THR:O	1:C:262:LEU:CD2	2.44	0.61
1:B:195:VAL:CG1	1:B:217:LEU:HD13	2.29	0.61
1:B:223:VAL:CG1	1:B:223:VAL:O	2.47	0.61
1:A:86:ASP:CB	1:A:167:ARG:HH12	2.13	0.61
1:B:190:VAL:HG22	1:B:299:ILE:HG23	1.83	0.61
1:A:25:VAL:HG12	1:A:26:PRO:N	2.14	0.61
1:C:172:ASN:HB3	1:C:316:TRP:HE3	1.66	0.61
1:C:239:VAL:HG23	1:C:358:VAL:O	2.01	0.61
1:B:105:PHE:CE2	1:B:301:VAL:HG11	2.35	0.61
1:A:88:PHE:CZ	1:A:90:GLY:CA	2.84	0.61
1:B:97:ASP:O	1:B:316:TRP:HA	2.00	0.61
1:C:91:LYS:C	1:C:92:VAL:HG12	2.20	0.61
1:C:92:VAL:HG23	1:C:93:VAL:N	2.16	0.61
1:A:197:LEU:HA	1:A:217:LEU:HD22	1.83	0.61
1:C:116:ALA:HB1	1:C:291:TRP:CH2	2.36	0.61
1:B:206:THR:HG22	1:B:207:ASP:N	2.12	0.60
1:A:325:PRO:HG2	1:C:193:CYS:HG	1.63	0.60
1:B:74:PRO:HG3	1:B:316:TRP:CE3	2.36	0.60
1:A:119:PRO:HG2	1:A:289:VAL:HG23	1.83	0.60
1:B:340:ASP:O	1:B:344:LEU:HG	2.00	0.60
1:A:167:ARG:CG	1:A:252:PHE:CE1	2.83	0.60
1:A:167:ARG:CG	1:A:252:PHE:HE1	2.14	0.60
1:C:73:PRO:CB	1:C:96:LYS:NZ	2.64	0.60
1:A:77:ASN:O	1:A:77:ASN:OD1	2.19	0.60
1:A:161:ASN:HA	1:C:221:ASN:OD1	2.02	0.60
1:C:198:SER:OG	1:C:199:THR:N	2.30	0.60
1:A:219:GLY:HA2	1:B:324:ASN:OD1	2.01	0.60
1:B:264:PRO:HG2	1:B:267:VAL:HG21	1.84	0.60
1:C:237:LYS:O	1:C:360:ALA:HB3	2.02	0.60
1:B:121:VAL:HG11	1:B:124:TRP:NE1	2.17	0.60
1:A:128:VAL:HB	1:A:132:THR:CG2	2.32	0.60
1:B:184:PHE:CD2	1:B:236:ILE:HB	2.35	0.59
1:A:123:TYR:CD2	1:A:143:VAL:HG21	2.37	0.59
1:C:198:SER:O	1:C:216:THR:N	2.28	0.59
1:B:265:ALA:O	1:B:266:ASN:HB2	2.02	0.59
1:A:246:ASN:HB3	1:A:293:ASN:O	2.02	0.59

Continued on next page...

Continued from previous page...

Atom-1	Atom-2	Interatomic distance (Å)	Clash overlap (Å)
1:A:319:ILE:HB	1:A:321:TYR:HE1	1.68	0.59
1:A:63:GLY:O	1:A:67:LEU:HD23	2.02	0.59
1:C:88:PHE:CE1	1:C:90:GLY:CA	2.83	0.59
1:C:97:ASP:HB3	1:C:145:TYR:CE2	2.37	0.59
2:F:366:MET:O	2:F:370:VAL:HG23	2.03	0.59
1:B:188:ILE:HG22	1:B:301:VAL:HG13	1.85	0.59
1:A:174:GLY:O	1:A:313:LEU:HD12	2.02	0.59
1:A:190:VAL:CG2	1:A:299:ILE:HG23	2.27	0.59
1:C:129:PRO:O	1:C:132:THR:CG2	2.50	0.59
1:B:184:PHE:CZ	1:B:236:ILE:HB	2.38	0.59
1:C:91:LYS:O	1:C:92:VAL:HG12	2.03	0.59
1:B:196:LYS:O	1:B:217:LEU:HD22	2.02	0.58
1:A:60:SER:HB2	1:A:62:PRO:HD2	1.85	0.58
1:B:85:PRO:O	1:B:344:LEU:HD21	2.03	0.58
1:C:61:GLN:N	1:C:62:PRO:HD2	2.18	0.58
1:C:136:SER:HA	1:C:275:PRO:O	2.04	0.58
1:C:352:ARG:O	1:C:352:ARG:HD2	2.03	0.58
1:A:84:ILE:HG22	1:A:85:PRO:HD2	1.86	0.58
1:A:184:PHE:CD1	1:A:184:PHE:O	2.56	0.58
1:C:152:PHE:CD2	1:C:289:VAL:HG11	2.39	0.58
1:A:257:GLN:O	1:A:259:ILE:HD12	2.03	0.58
1:C:156:SER:HB3	1:C:260:GLN:HE21	1.68	0.58
1:A:318:CYS:C	1:A:319:ILE:HD13	2.24	0.58
1:C:352:ARG:NH1	1:C:352:ARG:HG2	2.18	0.58
1:C:169:ALA:HB3	1:C:318:CYS:O	2.03	0.58
1:C:178:THR:OG1	1:C:311:ALA:HA	2.04	0.58
1:A:231:PHE:HB3	1:A:357:ALA:HB3	1.86	0.57
1:A:205:ALA:O	1:A:206:THR:HG22	2.04	0.57
1:B:112:PHE:C	1:B:113:ILE:HD12	2.25	0.57
1:C:114:LEU:C	1:C:115:ILE:HD13	2.24	0.57
1:A:119:PRO:HD2	1:A:290:GLY:O	2.05	0.57
1:B:352:ARG:CD	1:C:89:GLU:OE2	2.52	0.57
1:B:119:PRO:O	1:B:289:VAL:CG2	2.51	0.57
1:B:64:LEU:HD13	1:B:68:LYS:HE2	1.86	0.57
1:C:345:GLN:HA	1:C:345:GLN:OE1	2.05	0.57
1:A:86:ASP:HB2	1:A:167:ARG:NH2	2.14	0.57
1:A:61:GLN:N	1:A:62:PRO:HD2	2.19	0.57
1:C:261:THR:HG1	1:C:279:ASP:HA	1.64	0.57
1:C:269:LEU:C	1:C:271:SER:H	2.08	0.57
1:C:259:ILE:HG23	1:C:262:LEU:HD21	1.86	0.57
1:A:142:PRO:HD3	1:A:279:ASP:O	2.05	0.57

Continued on next page...

Continued from previous page...

Atom-1	Atom-2	Interatomic distance (Å)	Clash overlap (Å)
1:A:152:PHE:CE2	1:A:289:VAL:HG21	2.39	0.57
1:C:88:PHE:HE1	1:C:90:GLY:HA3	1.68	0.57
1:B:346:GLU:O	1:B:350:VAL:HG23	2.05	0.57
1:C:197:LEU:HB2	1:C:217:LEU:HD11	1.87	0.57
1:C:167:ARG:O	1:C:319:ILE:HD12	2.05	0.57
1:A:299:ILE:HD12	1:A:299:ILE:H	1.70	0.57
1:A:58:ARG:HD2	1:A:58:ARG:O	2.05	0.57
1:C:88:PHE:CE1	1:C:90:GLY:HA3	2.40	0.57
1:C:123:TYR:O	1:C:143:VAL:HG22	2.05	0.57
1:C:89:GLU:HG3	1:C:336:SER:O	2.05	0.57
1:C:353:SER:HB3	2:F:373:ILE:HD13	1.87	0.57
1:C:105:PHE:HE2	1:C:301:VAL:HG21	1.70	0.57
1:A:185:ALA:O	1:A:309:ASN:ND2	2.36	0.56
1:A:235:PHE:CZ	1:A:309:ASN:HB3	2.39	0.56
1:A:116:ALA:C	1:A:118:THR:H	2.09	0.56
1:A:202:PHE:HD2	1:A:202:PHE:O	1.88	0.56
1:A:86:ASP:OD2	1:A:167:ARG:NH1	2.37	0.56
1:A:88:PHE:CE2	1:A:90:GLY:HA3	2.40	0.56
1:C:162:GLN:C	1:C:163:VAL:HG12	2.24	0.56
1:A:129:PRO:HD2	1:A:132:THR:HG21	1.87	0.56
1:C:129:PRO:O	1:C:132:THR:HG23	2.05	0.56
1:A:326:ASN:HD22	1:C:225:ALA:HB3	1.70	0.56
1:A:282:ALA:HB3	1:A:285:THR:HG22	1.72	0.56
1:B:261:THR:O	1:B:262:LEU:HD22	2.03	0.56
1:C:154:THR:O	1:C:284:ALA:HA	2.06	0.56
1:A:257:GLN:C	1:C:200:VAL:HG23	2.26	0.56
1:C:73:PRO:CD	1:C:74:PRO:HD3	2.35	0.56
1:A:231:PHE:CG	1:A:357:ALA:HB3	2.40	0.56
1:B:115:ILE:O	1:B:296:THR:HG23	2.05	0.56
1:C:74:PRO:HD2	1:C:75:ASP:H	1.69	0.56
1:B:155:THR:HA	1:B:283:GLU:HB3	1.88	0.56
1:A:87:ARG:HA	1:A:339:LEU:HB2	1.88	0.56
1:B:82:LYS:N	1:B:82:LYS:HE3	2.21	0.56
1:B:360:ALA:O	1:B:361:ALA:HB3	2.05	0.56
1:B:202:PHE:N	1:B:202:PHE:CD2	2.74	0.56
1:A:257:GLN:O	1:C:200:VAL:HG23	2.06	0.56
2:D:370:VAL:HG12	2:D:371:LYS:HG3	1.88	0.56
1:B:110:ASP:OD1	1:B:130:ALA:HA	2.06	0.56
1:A:340:ASP:O	1:A:344:LEU:HG	2.06	0.55
1:A:113:ILE:HG22	1:A:114:LEU:N	2.20	0.55
1:C:90:GLY:O	1:C:92:VAL:HG13	2.06	0.55

Continued on next page...

Continued from previous page...

Atom-1	Atom-2	Interatomic distance (Å)	Clash overlap (Å)
1:C:204:VAL:HG22	1:C:210:THR:O	2.07	0.55
1:C:124:TRP:CZ3	1:C:142:PRO:HB3	2.42	0.55
1:B:248:PRO:HG3	1:C:250:PHE:O	2.06	0.55
1:C:156:SER:HB2	1:C:258:GLY:CA	2.33	0.55
1:B:275:PRO:HG2	1:B:276:PHE:CE2	2.41	0.55
1:C:55:ALA:HA	2:F:378:LEU:HD13	1.88	0.55
1:B:159:ARG:NH2	1:B:260:GLN:HE22	2.04	0.55
1:C:266:ASN:OD1	1:C:266:ASN:N	2.38	0.55
1:B:128:VAL:CG1	1:B:138:THR:HG21	2.36	0.55
1:B:87:ARG:HH11	1:B:87:ARG:HG3	1.72	0.55
1:C:95:ARG:NH2	1:C:97:ASP:OD1	2.39	0.55
1:A:58:ARG:NH1	1:A:342:VAL:HG21	2.22	0.55
1:B:352:ARG:NH2	1:B:352:ARG:CG	2.30	0.55
1:B:69:CYS:HG	1:B:318:CYS:HG	0.56	0.55
1:C:116:ALA:HA	1:C:296:THR:HG22	1.89	0.55
1:C:124:TRP:CH2	1:C:142:PRO:HB3	2.42	0.55
1:A:255:ILE:HG12	1:C:218:VAL:HG11	1.83	0.55
1:B:274:GLN:HB2	1:B:275:PRO:HD2	1.89	0.55
1:C:105:PHE:N	1:C:105:PHE:HD1	2.04	0.55
1:C:84:ILE:CG2	1:C:86:ASP:HB2	2.34	0.55
1:C:89:GLU:HA	1:C:336:SER:HB3	1.88	0.55
1:A:74:PRO:HD3	1:A:316:TRP:CH2	2.42	0.55
1:C:331:GLN:HB3	1:C:332:PHE:CD2	2.42	0.55
1:C:169:ALA:HB3	1:C:318:CYS:HB3	1.89	0.55
1:A:178:THR:HG23	1:A:311:ALA:HA	1.89	0.54
1:C:105:PHE:N	1:C:105:PHE:CD1	2.75	0.54
1:B:273:GLY:HA2	1:C:157:THR:CG2	2.37	0.54
1:C:196:LYS:HA	1:C:291:TRP:HE1	1.72	0.54
1:B:298:VAL:C	1:B:299:ILE:HG13	2.26	0.54
1:B:61:GLN:N	1:B:62:PRO:HD2	2.23	0.54
1:C:66:PHE:CE1	1:C:84:ILE:HG12	2.43	0.54
1:A:256:LEU:HD12	1:A:289:VAL:O	2.08	0.54
1:B:197:LEU:HA	1:B:217:LEU:HD22	1.90	0.54
1:C:140:PHE:HB2	1:C:278:MET:SD	2.48	0.53
1:B:74:PRO:HD2	1:B:316:TRP:CH2	2.39	0.53
1:C:88:PHE:CD1	1:C:89:GLU:C	2.81	0.53
1:A:155:THR:HG23	1:A:158:SER:OG	2.08	0.53
1:C:339:LEU:HD13	1:C:344:LEU:HD11	1.89	0.53
1:A:84:ILE:CG2	1:A:85:PRO:CD	2.84	0.53
1:A:168:TYR:CE1	1:A:319:ILE:HD12	2.44	0.53
1:A:327:ALA:HB1	1:A:329:LEU:HG	1.90	0.53

Continued on next page...

Continued from previous page...

Atom-1	Atom-2	Interatomic distance (Å)	Clash overlap (Å)
1:A:348:ARG:HH21	1:A:348:ARG:HG2	1.73	0.53
1:A:59:LEU:H	1:A:59:LEU:CD2	2.19	0.53
1:B:260:GLN:O	1:B:280:SER:CB	2.57	0.53
1:C:112:PHE:CE1	1:C:300:ARG:HG3	2.43	0.53
1:C:217:LEU:HB3	1:C:220:LEU:CD2	2.34	0.53
1:C:74:PRO:CG	1:C:75:ASP:H	2.21	0.53
1:A:162:GLN:O	1:A:163:VAL:CG1	2.57	0.53
1:B:213:LEU:HD12	1:C:214:VAL:HA	1.91	0.53
1:B:73:PRO:HG3	1:B:240:PHE:CE1	2.41	0.53
1:C:202:PHE:CD1	1:C:202:PHE:N	2.77	0.53
1:B:89:GLU:HA	1:B:336:SER:HB3	1.91	0.53
1:A:84:ILE:O	1:A:337:PRO:HG2	2.09	0.53
1:C:167:ARG:HD2	1:C:250:PHE:HB3	1.90	0.53
1:A:85:PRO:HB2	1:A:340:ASP:H	1.74	0.53
1:B:313:LEU:C	1:B:313:LEU:HD22	2.29	0.53
1:B:167:ARG:HG2	1:B:252:PHE:HE2	1.74	0.53
1:C:328:MET:C	1:C:328:MET:SD	2.87	0.52
1:A:160:SER:OG	1:C:218:VAL:CG1	2.56	0.52
1:A:191:TRP:CD1	1:A:191:TRP:N	2.77	0.52
1:A:166:PHE:C	1:A:166:PHE:CD1	2.82	0.52
1:B:189:THR:OG1	1:B:300:ARG:HG2	2.09	0.52
1:B:167:ARG:HG2	1:B:252:PHE:CE2	2.44	0.52
1:A:188:ILE:HG13	1:A:235:PHE:HA	1.91	0.52
1:A:114:LEU:HD12	1:A:114:LEU:C	2.30	0.52
1:C:299:ILE:HD12	1:C:299:ILE:N	2.23	0.52
1:A:263:PRO:HB3	1:A:272:THR:HG21	1.90	0.52
1:A:321:TYR:N	1:A:321:TYR:CD1	2.78	0.52
1:A:98:VAL:HG22	1:A:316:TRP:HB3	1.92	0.52
1:A:205:ALA:C	1:A:206:THR:CG2	2.78	0.52
1:C:262:LEU:HA	1:C:263:PRO:C	2.29	0.52
1:A:152:PHE:O	1:A:159:ARG:HD2	2.08	0.52
1:C:330:TYR:CD2	1:C:330:TYR:C	2.82	0.52
1:C:143:VAL:CG2	1:C:143:VAL:O	2.56	0.52
1:B:67:LEU:O	1:B:71:PHE:HD1	1.93	0.52
1:C:73:PRO:HG3	1:C:172:ASN:CG	2.30	0.52
1:A:61:GLN:O	1:A:64:LEU:HB3	2.10	0.52
1:C:166:PHE:CE2	1:C:253:ASN:HB2	2.45	0.52
1:A:126:ALA:HB2	1:A:140:PHE:CD2	2.43	0.52
1:A:124:TRP:CZ3	1:A:278:MET:CE	2.93	0.52
1:A:124:TRP:CZ3	1:A:278:MET:HE3	2.44	0.52
1:A:118:THR:HG22	1:A:290:GLY:O	2.11	0.51

Continued on next page...

Continued from previous page...

Atom-1	Atom-2	Interatomic distance (Å)	Clash overlap (Å)
1:C:98:VAL:HA	1:C:315:ALA:O	2.11	0.51
1:B:316:TRP:O	1:B:316:TRP:CD1	2.63	0.51
1:B:89:GLU:OE2	1:B:338:PRO:HA	2.11	0.51
1:A:332:PHE:N	1:A:332:PHE:CD1	2.78	0.51
1:A:148:PHE:CD2	1:A:148:PHE:C	2.84	0.51
1:A:123:TYR:CE2	1:A:143:VAL:HG21	2.46	0.51
1:C:280:SER:HG	1:C:287:GLY:HA2	1.76	0.51
1:B:321:TYR:N	1:B:321:TYR:CD1	2.78	0.51
1:A:140:PHE:HB2	1:A:278:MET:SD	2.50	0.51
1:A:259:ILE:N	1:A:259:ILE:HD12	2.26	0.51
1:C:59:LEU:HD23	1:C:342:VAL:CG2	2.41	0.51
1:A:148:PHE:HD2	1:A:149:THR:N	2.09	0.51
1:A:305:GLU:OE1	1:A:305:GLU:HA	2.11	0.51
1:C:282:ALA:HB3	1:C:285:THR:OG1	2.11	0.51
1:C:58:ARG:HH11	1:C:58:ARG:CA	2.19	0.51
1:A:175:ILE:HD12	1:A:239:VAL:CG1	2.38	0.51
1:A:66:PHE:CD2	1:A:67:LEU:HD22	2.45	0.51
1:C:269:LEU:HD12	1:C:270:GLY:H	1.74	0.51
1:B:305:GLU:HG2	1:B:306:GLY:N	2.25	0.51
1:B:122:ALA:HA	1:B:145:TYR:CE1	2.45	0.51
1:A:238:GLY:HA3	1:A:360:ALA:HB2	1.92	0.51
1:A:113:ILE:CD1	1:A:125:SER:CB	2.89	0.51
1:B:106:THR:HG21	1:B:109:GLN:HB2	1.91	0.51
1:C:362:GLN:O	1:C:362:GLN:HG2	2.09	0.51
1:A:200:VAL:HB	1:A:216:THR:HG21	1.93	0.51
1:A:88:PHE:CZ	1:A:90:GLY:C	2.84	0.51
1:A:180:ASN:ND2	1:A:183:GLN:OE1	2.44	0.51
1:C:88:PHE:CD1	1:C:89:GLU:CA	2.93	0.50
1:C:359:ILE:HG22	1:C:361:ALA:H	1.76	0.50
1:B:113:ILE:N	1:B:113:ILE:CD1	2.74	0.50
1:B:202:PHE:N	1:B:202:PHE:HD2	2.09	0.50
1:B:87:ARG:HE	1:B:339:LEU:HD22	1.76	0.50
1:B:156:SER:HA	1:B:159:ARG:HE	1.74	0.50
1:C:70:ALA:HA	1:C:170:SER:HB3	1.93	0.50
1:A:99:LEU:HD23	1:A:146:PRO:HD3	1.92	0.50
2:F:380:ALA:O	2:F:381:ALA:HB2	2.11	0.50
1:B:327:ALA:HB1	1:B:329:LEU:CD1	2.41	0.50
1:A:172:ASN:HB2	1:A:316:TRP:NE1	2.26	0.50
1:C:279:ASP:OD1	1:C:281:GLY:N	2.44	0.50
1:B:275:PRO:HG2	1:B:276:PHE:CD2	2.47	0.50
1:B:60:SER:HB2	1:B:62:PRO:HD2	1.92	0.50

Continued on next page...

Continued from previous page...

Atom-1	Atom-2	Interatomic distance (Å)	Clash overlap (Å)
1:B:233:GLU:OE1	1:B:233:GLU:HA	2.11	0.50
1:A:207:ASP:O	1:A:207:ASP:OD1	2.30	0.50
1:C:88:PHE:HE2	1:C:252:PHE:CE2	2.29	0.50
1:C:74:PRO:CG	1:C:75:ASP:N	2.74	0.50
1:C:109:GLN:HG2	1:C:129:PRO:HA	1.93	0.50
1:A:172:ASN:HB2	1:A:316:TRP:CE2	2.46	0.50
1:B:341:GLU:HA	1:B:341:GLU:OE1	2.10	0.50
1:B:241:SER:C	1:B:242:GLN:HG3	2.32	0.50
1:A:25:VAL:CG1	1:A:26:PRO:N	2.73	0.50
1:B:57:THR:CG2	1:B:58:ARG:N	2.30	0.50
1:C:162:GLN:O	1:C:162:GLN:OE1	2.30	0.50
2:F:368:GLU:O	2:F:372:SER:HB2	2.11	0.50
1:A:161:ASN:CA	1:C:221:ASN:OD1	2.60	0.50
1:B:329:LEU:HD22	1:B:330:TYR:N	2.26	0.50
1:C:84:ILE:N	1:C:320:GLU:OE2	2.40	0.49
1:C:92:VAL:HG21	1:C:320:GLU:OE1	2.12	0.49
1:A:248:PRO:HA	1:A:348:ARG:HH12	1.74	0.49
1:C:339:LEU:HD12	1:C:339:LEU:C	2.31	0.49
1:B:166:PHE:CE2	1:B:253:ASN:HB2	2.47	0.49
1:C:115:ILE:N	1:C:115:ILE:HD13	2.27	0.49
1:A:167:ARG:HD3	1:A:252:PHE:CZ	2.42	0.49
1:A:252:PHE:CE2	1:A:322:ARG:HD3	2.47	0.49
1:C:280:SER:O	1:C:286:SER:HB3	2.13	0.49
1:A:209:ALA:HB1	1:B:266:ASN:OD1	2.12	0.49
1:C:56:LEU:HD12	2:F:375:LYS:HE2	1.92	0.49
1:B:260:GLN:HE21	1:B:283:GLU:HA	1.75	0.49
1:C:77:ASN:OD1	1:C:78:THR:HG23	2.11	0.49
1:B:273:GLY:CA	1:C:157:THR:HG23	2.42	0.49
1:B:74:PRO:CG	1:B:316:TRP:CZ3	2.94	0.49
1:A:342:VAL:O	1:A:346:GLU:HG2	2.12	0.49
1:C:87:ARG:CZ	1:C:87:ARG:HB3	2.41	0.49
1:A:88:PHE:HZ	1:A:92:VAL:HG13	1.78	0.49
1:A:118:THR:HG23	1:A:291:TRP:CE3	2.47	0.49
1:B:195:VAL:HG11	1:B:217:LEU:HD13	1.93	0.49
1:C:265:ALA:O	1:C:266:ASN:CB	2.59	0.49
1:A:148:PHE:CD2	1:A:149:THR:N	2.80	0.49
1:C:261:THR:HG23	1:C:262:LEU:N	2.26	0.49
1:C:216:THR:O	1:C:217:LEU:HD12	2.12	0.49
1:A:160:SER:CB	1:A:255:ILE:HD11	2.42	0.49
1:A:113:ILE:HD12	1:A:125:SER:CA	2.40	0.49
1:A:58:ARG:CG	1:A:58:ARG:O	2.60	0.49

Continued on next page...

Continued from previous page...

Atom-1	Atom-2	Interatomic distance (Å)	Clash overlap (Å)
1:A:201:GLN:HA	1:A:213:LEU:HB2	1.93	0.49
1:A:326:ASN:HD22	1:C:225:ALA:CB	2.25	0.49
1:C:231:PHE:CG	1:C:357:ALA:HB3	2.48	0.49
1:A:161:ASN:CB	1:C:221:ASN:OD1	2.61	0.49
1:C:156:SER:HB3	1:C:260:GLN:NE2	2.27	0.49
1:B:156:SER:OG	1:B:258:GLY:HA2	2.13	0.49
1:B:240:PHE:HB3	1:B:358:VAL:HG22	1.95	0.49
1:A:214:VAL:HA	1:C:213:LEU:HD23	1.95	0.49
1:B:352:ARG:NE	1:C:89:GLU:OE2	2.46	0.49
1:C:59:LEU:HD23	1:C:342:VAL:HG23	1.95	0.49
1:B:280:SER:OG	1:B:287:GLY:CA	2.60	0.49
1:A:249:ASN:HB3	1:A:251:GLN:HG3	1.94	0.49
1:A:84:ILE:HG22	1:A:85:PRO:CD	2.43	0.48
1:A:124:TRP:CE3	1:A:278:MET:HE1	2.43	0.48
1:B:322:ARG:HH11	1:B:322:ARG:HG3	1.78	0.48
1:C:142:PRO:HD3	1:C:279:ASP:O	2.13	0.48
1:B:220:LEU:HD12	1:B:275:PRO:CD	2.43	0.48
1:A:283:GLU:HG3	1:A:284:ALA:N	2.28	0.48
1:A:113:ILE:CG2	1:A:114:LEU:N	2.76	0.48
1:A:248:PRO:HA	1:A:348:ARG:HH11	1.70	0.48
2:F:374:ILE:O	2:F:378:LEU:HB2	2.13	0.48
1:C:269:LEU:HD11	1:C:274:GLN:O	2.12	0.48
1:B:240:PHE:HD2	1:B:241:SER:N	2.10	0.48
1:B:64:LEU:O	1:B:64:LEU:HD22	2.13	0.48
1:A:202:PHE:O	1:A:202:PHE:CD2	2.66	0.48
1:A:126:ALA:HB2	1:A:140:PHE:CE1	2.47	0.48
1:C:73:PRO:HB3	1:C:96:LYS:NZ	2.24	0.48
1:A:63:GLY:HA2	1:A:66:PHE:HB3	1.95	0.48
1:B:191:TRP:CE3	1:B:226:VAL:HG22	2.48	0.48
1:B:239:VAL:HG23	1:B:358:VAL:O	2.12	0.48
3:R:3:U:C2	3:R:4:U:O2	2.66	0.48
1:A:117:PRO:O	1:A:168:TYR:CE2	2.67	0.48
1:A:204:VAL:O	1:A:204:VAL:CG2	2.60	0.48
1:A:262:LEU:O	1:A:278:MET:HB2	2.13	0.48
1:B:208:PRO:HD2	1:C:206:THR:CG2	2.43	0.48
1:A:218:VAL:HB	1:B:160:SER:HB2	1.96	0.48
1:A:168:TYR:CD1	1:A:319:ILE:HD12	2.49	0.48
1:A:206:THR:OG1	1:A:208:PRO:O	2.29	0.48
1:A:166:PHE:HE2	1:A:290:GLY:HA3	1.79	0.48
1:A:112:PHE:O	1:A:113:ILE:HD13	2.14	0.48
1:B:148:PHE:O	1:B:152:PHE:HD1	1.97	0.48

Continued on next page...

Continued from previous page...

Atom-1	Atom-2	Interatomic distance (Å)	Clash overlap (Å)
1:A:327:ALA:HB1	1:A:329:LEU:CG	2.43	0.47
3:R:4:U:H5	3:R:5:U:C4	2.32	0.47
1:B:59:LEU:HD12	1:B:59:LEU:H	1.79	0.47
1:A:201:GLN:HB2	1:A:213:LEU:HD22	1.96	0.47
1:A:220:LEU:HB2	1:A:275:PRO:HD2	1.97	0.47
1:C:90:GLY:O	1:C:92:VAL:CG1	2.62	0.47
1:C:56:LEU:HD13	3:R:10:U:OP1	2.14	0.47
1:A:62:PRO:O	1:A:66:PHE:HB3	2.13	0.47
1:A:198:SER:OG	1:A:199:THR:N	2.47	0.47
1:B:348:ARG:HH11	1:C:88:PHE:HA	1.79	0.47
1:C:88:PHE:CE2	1:C:252:PHE:HE2	2.32	0.47
1:A:169:ALA:HB3	1:A:318:CYS:HB2	1.96	0.47
1:B:95:ARG:NH1	1:B:95:ARG:HG2	2.30	0.47
1:B:250:PHE:N	1:B:250:PHE:CD1	2.81	0.47
1:C:227:GLY:O	1:C:230:ASN:ND2	2.47	0.47
1:C:263:PRO:HB3	1:C:272:THR:HG21	1.97	0.47
1:A:259:ILE:H	1:A:259:ILE:HD12	1.79	0.47
1:C:123:TYR:CZ	1:C:143:VAL:HG21	2.50	0.47
1:C:123:TYR:CE2	1:C:313:LEU:CD1	2.97	0.47
2:F:371:LYS:HG2	2:F:375:LYS:HE3	1.96	0.47
1:A:135:THR:HG22	1:A:136:SER:N	2.28	0.47
1:C:58:ARG:HA	1:C:58:ARG:NH1	2.20	0.47
1:A:143:VAL:HG23	1:A:143:VAL:O	2.15	0.47
1:C:88:PHE:O	1:C:336:SER:HB3	2.14	0.47
1:B:218:VAL:HG22	1:B:219:GLY:N	2.30	0.47
1:B:189:THR:HG22	1:B:232:SER:CA	2.38	0.47
1:C:313:LEU:CD2	1:C:314:LYS:N	2.78	0.47
1:B:260:GLN:O	1:B:280:SER:HB2	2.13	0.47
1:C:307:ALA:HB1	1:C:309:ASN:HD21	1.78	0.47
1:C:101:GLN:HG3	1:C:103:ILE:HG12	1.97	0.47
1:A:164:SER:O	1:A:255:ILE:CG1	2.63	0.47
1:C:250:PHE:CD1	1:C:250:PHE:N	2.82	0.47
1:A:117:PRO:HD3	1:A:296:THR:HG23	1.97	0.47
1:C:359:ILE:HG22	1:C:360:ALA:N	2.30	0.47
1:C:358:VAL:HG12	1:C:359:ILE:N	2.30	0.47
1:B:123:TYR:C	1:B:123:TYR:CD1	2.88	0.47
1:B:235:PHE:CZ	1:B:309:ASN:HB3	2.50	0.47
1:A:160:SER:HB2	1:A:255:ILE:CD1	2.42	0.47
1:A:185:ALA:H	1:A:309:ASN:HD21	1.63	0.47
1:C:176:TYR:O	1:C:311:ALA:HB1	2.14	0.47
1:A:73:PRO:HB2	1:A:76:PHE:CD1	2.49	0.47

Continued on next page...

Continued from previous page...

Atom-1	Atom-2	Interatomic distance (Å)	Clash overlap (Å)
1:B:118:THR:HA	1:B:290:GLY:O	2.15	0.46
1:A:204:VAL:HG21	1:C:210:THR:HG21	1.97	0.46
1:B:116:ALA:HA	1:B:296:THR:HG23	1.97	0.46
1:C:133:PHE:CB	1:C:134:PRO:HD2	2.42	0.46
1:A:118:THR:CG2	1:A:291:TRP:CE3	2.98	0.46
1:A:185:ALA:HB3	1:A:307:ALA:HB1	1.97	0.46
1:A:99:LEU:HD22	1:A:100:ASN:N	2.30	0.46
1:C:263:PRO:CD	1:C:277:THR:HG23	2.42	0.46
1:A:277:THR:HG22	1:A:278:MET:N	2.30	0.46
1:C:82:LYS:O	1:C:337:PRO:HD3	2.16	0.46
2:F:371:LYS:HE2	3:R:10:U:OP1	2.14	0.46
1:C:172:ASN:CB	1:C:316:TRP:HE3	2.28	0.46
1:C:162:GLN:OE1	1:C:327:ALA:HB1	2.16	0.46
1:A:128:VAL:HB	1:A:132:THR:HG21	1.96	0.46
1:A:321:TYR:N	1:A:321:TYR:HD1	2.14	0.46
1:A:265:ALA:O	1:A:266:ASN:CB	2.60	0.46
1:B:128:VAL:HG12	1:B:138:THR:HG21	1.98	0.46
1:A:99:LEU:HD13	1:A:99:LEU:C	2.36	0.46
1:A:322:ARG:HB3	1:A:322:ARG:NH1	2.31	0.46
1:C:202:PHE:HD1	1:C:202:PHE:H	1.63	0.46
1:C:362:GLN:HG3	2:F:364:ALA:O	2.16	0.46
1:B:92:VAL:HG12	1:B:322:ARG:HD2	1.97	0.46
1:A:165:SER:HA	1:A:255:ILE:HG23	1.97	0.46
1:B:133:PHE:CD1	1:B:224:LEU:O	2.68	0.46
1:A:110:ASP:HB3	1:A:112:PHE:HE1	1.81	0.46
1:C:239:VAL:CG2	1:C:240:PHE:N	2.79	0.46
1:B:191:TRP:CZ3	1:B:226:VAL:CG2	2.99	0.46
1:A:300:ARG:HH11	1:A:300:ARG:HG3	1.81	0.46
1:A:116:ALA:C	1:A:118:THR:N	2.70	0.46
1:A:87:ARG:CG	1:A:339:LEU:CD1	2.66	0.46
1:C:250:PHE:HE1	1:C:348:ARG:NH1	2.14	0.46
1:C:239:VAL:N	1:C:360:ALA:HB2	2.31	0.46
1:A:121:VAL:HG21	1:A:124:TRP:CZ2	2.50	0.45
1:C:167:ARG:HB2	1:C:252:PHE:CD1	2.51	0.45
1:C:78:THR:O	1:C:79:ASP:OD1	2.34	0.45
1:A:196:LYS:HD3	1:A:246:ASN:ND2	2.31	0.45
1:B:60:SER:CB	1:B:62:PRO:HD2	2.46	0.45
1:C:307:ALA:HB1	1:C:309:ASN:ND2	2.31	0.45
1:B:74:PRO:HD3	1:B:316:TRP:CE2	2.36	0.45
1:A:117:PRO:O	1:A:168:TYR:HE2	1.99	0.45
1:A:259:ILE:HG13	1:C:201:GLN:HG2	1.96	0.45

Continued on next page...

Continued from previous page...

Atom-1	Atom-2	Interatomic distance (Å)	Clash overlap (Å)
1:A:88:PHE:CZ	1:A:90:GLY:O	2.69	0.45
1:A:197:LEU:HD11	1:A:215:HIS:HB3	1.98	0.45
1:B:156:SER:O	1:B:159:ARG:HG2	2.16	0.45
1:B:82:LYS:H	1:B:82:LYS:HD2	1.82	0.45
1:B:273:GLY:HA2	1:C:157:THR:HG23	1.98	0.45
1:A:160:SER:HA	1:A:255:ILE:CD1	2.46	0.45
1:C:86:ASP:OD2	1:C:167:ARG:NH1	2.50	0.45
1:C:128:VAL:CG1	1:C:129:PRO:HD2	2.46	0.45
1:C:58:ARG:HB3	1:C:58:ARG:CZ	2.46	0.45
1:B:159:ARG:HH22	1:B:260:GLN:HE22	1.64	0.45
1:C:353:SER:CB	2:F:373:ILE:HD13	2.46	0.45
1:C:162:GLN:C	1:C:163:VAL:HG13	2.31	0.45
1:B:262:LEU:HA	1:B:263:PRO:C	2.36	0.45
1:C:58:ARG:HB3	1:C:58:ARG:NH1	2.32	0.45
1:C:123:TYR:CE2	1:C:143:VAL:HG21	2.51	0.45
1:C:117:PRO:HD2	1:C:291:TRP:CH2	2.51	0.45
1:A:180:ASN:OD1	1:A:180:ASN:C	2.55	0.45
1:C:120:GLY:O	1:C:145:TYR:HB2	2.17	0.45
1:B:217:LEU:CB	1:B:220:LEU:HD23	2.47	0.45
2:F:370:VAL:O	2:F:374:ILE:HG13	2.16	0.45
1:B:178:THR:HB	1:B:310:SER:HB2	1.99	0.45
1:B:202:PHE:O	1:B:202:PHE:CD2	2.70	0.45
1:A:106:THR:O	1:A:109:GLN:HB2	2.17	0.45
1:B:347:TYR:HD2	1:B:348:ARG:HD2	1.81	0.45
1:C:73:PRO:HB2	1:C:96:LYS:HZ3	1.81	0.45
1:A:329:LEU:HD12	1:A:330:TYR:N	2.32	0.45
1:C:202:PHE:HD1	1:C:202:PHE:N	2.14	0.45
1:C:105:PHE:CE2	1:C:301:VAL:HG11	2.53	0.45
1:A:161:ASN:OD1	1:A:161:ASN:N	2.50	0.44
1:C:145:TYR:OH	1:C:315:ALA:HB1	2.17	0.44
1:B:183:GLN:HB2	1:B:308:VAL:HB	1.99	0.44
1:B:124:TRP:CE2	1:B:142:PRO:HB3	2.52	0.44
1:B:202:PHE:H	1:B:202:PHE:HD2	1.64	0.44
1:B:337:PRO:HA	1:B:338:PRO:HD3	1.84	0.44
1:C:85:PRO:HA	1:C:337:PRO:O	2.17	0.44
1:C:56:LEU:HD11	2:F:371:LYS:HG2	1.98	0.44
1:B:123:TYR:CZ	1:B:143:VAL:HG21	2.52	0.44
1:A:202:PHE:CD2	1:A:202:PHE:C	2.91	0.44
1:C:173:VAL:HG12	1:C:241:SER:O	2.17	0.44
1:A:164:SER:O	1:A:255:ILE:HG12	2.17	0.44
1:A:161:ASN:O	1:A:324:ASN:CG	2.56	0.44

Continued on next page...

Continued from previous page...

Atom-1	Atom-2	Interatomic distance (Å)	Clash overlap (Å)
1:A:127:SER:C	1:A:128:VAL:HG13	2.38	0.44
1:A:61:GLN:N	1:A:62:PRO:CD	2.80	0.44
1:A:86:ASP:HB2	1:A:167:ARG:HH12	1.82	0.44
1:B:326:ASN:CG	1:B:327:ALA:N	2.70	0.44
1:C:74:PRO:HG2	1:C:75:ASP:H	1.82	0.44
1:C:98:VAL:HG23	1:C:98:VAL:O	2.18	0.44
1:C:359:ILE:CG2	1:C:360:ALA:N	2.81	0.44
1:A:60:SER:CB	1:A:62:PRO:HD2	2.47	0.44
1:B:124:TRP:CD2	1:B:142:PRO:HB3	2.52	0.44
1:B:124:TRP:CZ3	1:B:142:PRO:HD3	2.53	0.44
1:B:99:LEU:HD23	1:B:122:ALA:CB	2.48	0.44
1:B:354:LEU:HA	1:B:355:PRO:HD3	1.81	0.44
1:A:323:PRO:HB2	1:A:330:TYR:CD1	2.53	0.44
1:C:101:GLN:HG3	1:C:103:ILE:CG1	2.48	0.44
1:B:117:PRO:HB2	1:B:292:GLY:CA	2.47	0.44
1:A:152:PHE:CD1	1:A:152:PHE:N	2.85	0.44
1:C:159:ARG:HH21	1:C:260:GLN:NE2	2.02	0.44
1:C:66:PHE:HD2	1:C:67:LEU:HG	1.83	0.44
1:A:162:GLN:C	1:A:163:VAL:HG13	2.37	0.44
1:A:260:GLN:HA	1:A:280:SER:HB2	1.85	0.44
3:R:4:U:C5	3:R:5:U:C4	3.06	0.44
1:B:198:SER:OG	1:B:199:THR:N	2.51	0.44
2:F:373:ILE:HA	2:F:376:SER:HB3	2.00	0.44
1:B:61:GLN:N	1:B:62:PRO:CD	2.81	0.44
1:C:122:ALA:HB2	1:C:145:TYR:CD1	2.50	0.44
1:A:68:LYS:O	1:A:72:ALA:CB	2.65	0.44
1:A:57:THR:O	1:A:57:THR:HG22	2.18	0.44
1:C:220:LEU:HB3	1:C:275:PRO:HD2	1.99	0.43
1:C:171:MET:O	1:C:242:GLN:HB2	2.18	0.43
1:B:208:PRO:HD2	1:C:206:THR:HG22	2.00	0.43
1:B:356:VAL:HG13	1:B:357:ALA:N	2.33	0.43
1:A:193:CYS:HB3	1:A:195:VAL:HG23	1.99	0.43
1:A:325:PRO:CD	1:C:193:CYS:SG	3.05	0.43
1:A:190:VAL:HG13	1:A:298:VAL:O	2.18	0.43
1:C:73:PRO:CB	1:C:96:LYS:HZ3	2.30	0.43
1:A:162:GLN:N	1:A:162:GLN:OE1	2.51	0.43
1:A:58:ARG:H	1:A:58:ARG:NE	2.16	0.43
1:C:71:PHE:HD2	1:C:354:LEU:HD11	1.83	0.43
1:C:61:GLN:N	1:C:62:PRO:CD	2.81	0.43
1:B:82:LYS:HE3	1:B:82:LYS:CA	2.48	0.43
1:A:155:THR:HG23	1:A:158:SER:CB	2.48	0.43

Continued on next page...

Continued from previous page...

Atom-1	Atom-2	Interatomic distance (Å)	Clash overlap (Å)
1:B:356:VAL:HG13	1:B:357:ALA:H	1.83	0.43
1:C:319:ILE:HG13	1:C:320:GLU:N	2.33	0.43
1:B:196:LYS:HE2	1:B:246:ASN:OD1	2.18	0.43
1:C:172:ASN:HB3	1:C:316:TRP:CE3	2.51	0.43
1:C:162:GLN:OE1	1:C:327:ALA:CB	2.66	0.43
1:C:129:PRO:O	1:C:132:THR:HG22	2.18	0.43
1:B:275:PRO:HB2	1:B:276:PHE:CD2	2.54	0.43
1:C:175:ILE:HD12	1:C:239:VAL:CG1	2.41	0.43
1:A:58:ARG:HD2	1:A:58:ARG:C	2.38	0.43
1:B:115:ILE:HD13	1:B:115:ILE:N	2.32	0.43
1:A:208:PRO:CD	1:B:205:ALA:O	2.67	0.43
1:B:170:SER:O	1:B:317:SER:HB2	2.18	0.43
1:A:88:PHE:CZ	1:A:90:GLY:HA3	2.53	0.43
1:B:220:LEU:HG	1:B:274:GLN:HB2	2.01	0.43
1:A:74:PRO:CG	1:A:314:LYS:HD3	2.47	0.43
1:A:205:ALA:O	1:A:206:THR:CG2	2.67	0.43
1:B:68:LYS:O	1:B:72:ALA:HB3	2.18	0.43
1:A:260:GLN:HB3	1:A:280:SER:CB	2.49	0.43
1:C:231:PHE:CB	1:C:357:ALA:HB3	2.49	0.43
1:C:313:LEU:HD23	1:C:314:LYS:N	2.34	0.42
1:C:191:TRP:NE1	1:C:298:VAL:HG21	2.34	0.42
1:A:246:ASN:HB3	1:A:293:ASN:C	2.38	0.42
1:B:239:VAL:HG22	1:B:240:PHE:N	2.34	0.42
1:C:88:PHE:CE2	1:C:252:PHE:CE2	3.06	0.42
1:B:201:GLN:OE1	1:C:264:PRO:HB3	2.19	0.42
1:C:73:PRO:CB	1:C:96:LYS:HZ1	2.23	0.42
1:C:122:ALA:HB2	1:C:145:TYR:CZ	2.52	0.42
1:B:69:CYS:HG	1:B:318:CYS:CB	2.25	0.42
1:A:135:THR:HG22	1:A:137:ALA:H	1.85	0.42
1:A:164:SER:OG	1:A:165:SER:N	2.52	0.42
1:A:121:VAL:O	1:A:121:VAL:HG23	2.19	0.42
1:A:205:ALA:C	1:A:206:THR:HG23	2.39	0.42
1:B:83:GLY:HA2	1:B:320:GLU:OE2	2.19	0.42
1:C:221:ASN:O	1:C:224:LEU:HG	2.20	0.42
1:C:71:PHE:CE2	1:C:350:VAL:HB	2.55	0.42
1:A:191:TRP:HZ3	1:A:222:GLY:O	2.02	0.42
1:B:166:PHE:O	1:B:252:PHE:HA	2.19	0.42
1:A:167:ARG:HG2	1:A:252:PHE:CE1	2.44	0.42
1:A:123:TYR:C	1:A:124:TRP:CD1	2.93	0.42
1:A:87:ARG:O	1:C:348:ARG:HG2	2.19	0.42
1:B:276:PHE:CD2	1:B:276:PHE:N	2.86	0.42

Continued on next page...

Continued from previous page...

Atom-1	Atom-2	Interatomic distance (Å)	Clash overlap (Å)
1:A:108:GLY:N	1:A:303:ALA:O	2.50	0.42
1:C:302:SER:O	1:C:304:PRO:HD3	2.20	0.42
1:A:113:ILE:HD11	1:A:125:SER:CB	2.50	0.42
1:A:197:LEU:HD12	1:A:217:LEU:HD23	2.02	0.42
1:B:64:LEU:CD1	1:B:68:LYS:HE2	2.47	0.42
1:B:176:TYR:HE2	1:B:314:LYS:HD3	1.85	0.42
1:A:164:SER:OG	1:A:322:ARG:HB2	2.20	0.42
1:C:73:PRO:HB2	1:C:96:LYS:NZ	2.35	0.42
1:B:116:ALA:HB1	1:B:291:TRP:CZ3	2.55	0.42
1:B:87:ARG:NH1	1:B:87:ARG:HG3	2.35	0.42
1:A:335:ASP:N	1:A:335:ASP:OD2	2.52	0.42
1:B:316:TRP:O	1:B:316:TRP:CG	2.73	0.41
1:B:201:GLN:O	1:C:258:GLY:O	2.38	0.41
1:A:327:ALA:HB1	1:A:329:LEU:HD21	2.00	0.41
1:C:363:ASN:O	2:F:366:MET:HB2	2.19	0.41
1:B:310:SER:O	1:B:311:ALA:HB2	2.19	0.41
1:A:164:SER:O	1:A:255:ILE:HG23	2.19	0.41
1:A:176:TYR:O	1:A:311:ALA:CB	2.50	0.41
1:C:268:SER:OG	1:C:271:SER:HB2	2.20	0.41
1:A:321:TYR:O	1:A:323:PRO:HD3	2.20	0.41
2:F:371:LYS:HA	2:F:374:ILE:HD12	2.02	0.41
1:C:113:ILE:O	1:C:114:LEU:HD23	2.20	0.41
1:C:269:LEU:C	1:C:271:SER:N	2.73	0.41
1:B:61:GLN:H	1:B:61:GLN:CD	2.23	0.41
3:R:4:U:C5	3:R:5:U:C5	3.09	0.41
1:B:200:VAL:HG23	1:C:257:GLN:C	2.41	0.41
1:C:269:LEU:HG	1:C:270:GLY:N	2.35	0.41
1:B:175:ILE:HD12	1:B:239:VAL:CG1	2.50	0.41
1:B:171:MET:HB2	1:B:294:MET:CE	2.50	0.41
1:C:223:VAL:O	1:C:223:VAL:CG1	2.64	0.41
1:A:328:MET:O	1:A:331:GLN:NE2	2.46	0.41
1:C:207:ASP:HA	1:C:208:PRO:HA	1.96	0.41
1:A:210:THR:OG1	1:A:211:SER:N	2.54	0.41
1:A:142:PRO:O	1:A:143:VAL:HG13	2.21	0.41
1:A:184:PHE:CD1	1:A:185:ALA:CA	2.97	0.41
1:B:188:ILE:CG1	1:B:188:ILE:O	2.65	0.41
1:A:157:THR:O	1:A:257:GLN:OE1	2.38	0.41
1:C:237:LYS:O	1:C:360:ALA:CB	2.68	0.41
1:B:264:PRO:HG2	1:B:267:VAL:CG2	2.47	0.41
1:A:84:ILE:N	1:A:320:GLU:OE2	2.53	0.41
1:A:84:ILE:HG22	1:A:85:PRO:N	2.36	0.41

Continued on next page...

Continued from previous page...

Atom-1	Atom-2	Interatomic distance (Å)	Clash overlap (Å)
1:C:168:TYR:HA	1:C:319:ILE:HD12	2.02	0.41
1:A:327:ALA:HB1	1:A:329:LEU:CD2	2.51	0.41
1:B:275:PRO:CG	1:B:276:PHE:CE2	3.04	0.41
1:A:59:LEU:HD23	1:A:59:LEU:N	2.21	0.41
1:A:314:LYS:HB3	1:A:316:TRP:HZ3	1.86	0.41
1:B:223:VAL:O	1:B:223:VAL:HG13	2.18	0.41
1:B:223:VAL:HG12	1:B:223:VAL:O	2.15	0.41
1:B:321:TYR:N	1:B:321:TYR:HD1	2.16	0.41
1:B:108:GLY:N	1:B:305:GLU:HA	2.36	0.41
1:B:95:ARG:HH11	1:B:95:ARG:HG2	1.86	0.41
1:A:73:PRO:HB2	1:A:76:PHE:HD1	1.86	0.41
1:C:144:ASN:HB3	1:C:148:PHE:HB2	2.03	0.41
1:C:86:ASP:C	1:C:88:PHE:N	2.71	0.40
1:C:74:PRO:HG2	1:C:75:ASP:N	2.37	0.40
1:B:206:THR:CG2	1:B:207:ASP:N	2.82	0.40
1:C:87:ARG:CB	1:C:87:ARG:NH1	2.84	0.40
1:A:263:PRO:HB2	1:A:267:VAL:HG23	2.03	0.40
1:A:223:VAL:O	1:A:223:VAL:CG1	2.69	0.40
1:C:87:ARG:HA	1:C:339:LEU:HB3	2.03	0.40
1:A:151:MET:HB2	1:A:152:PHE:CE1	2.57	0.40
1:C:74:PRO:CD	1:C:75:ASP:N	2.77	0.40
1:C:264:PRO:HG2	1:C:267:VAL:HG21	2.03	0.40
1:C:115:ILE:HG12	1:C:299:ILE:HD11	2.03	0.40

There are no symmetry-related clashes.

5.3 Torsion angles [i](#)

5.3.1 Protein backbone [i](#)

In the following table, the Percentiles column shows the percent Ramachandran outliers of the chain as a percentile score with respect to all X-ray entries followed by that with respect to entries of similar resolution.

The Analysed column shows the number of residues for which the backbone conformation was analysed, and the total number of residues.

Mol	Chain	Analysed	Favoured	Allowed	Outliers	Percentiles	
1	A	308/363 (85%)	285 (92%)	19 (6%)	4 (1%)	15	60
1	B	304/363 (84%)	285 (94%)	19 (6%)	0	100	100

Continued on next page...

Continued from previous page...

Mol	Chain	Analysed	Favoured	Allowed	Outliers	Percentiles	
1	C	307/363 (85%)	290 (94%)	17 (6%)	0	100	100
2	D	2/44 (4%)	1 (50%)	1 (50%)	0	100	100
2	E	2/44 (4%)	2 (100%)	0	0	100	100
2	F	16/44 (36%)	16 (100%)	0	0	100	100
All	All	939/1221 (77%)	879 (94%)	56 (6%)	4 (0%)	39	80

All (4) Ramachandran outliers are listed below:

Mol	Chain	Res	Type
1	A	90	GLY
1	A	143	VAL
1	A	26	PRO
1	A	203	PRO

5.3.2 Protein sidechains ⓘ

In the following table, the Percentiles column shows the percent sidechain outliers of the chain as a percentile score with respect to all X-ray entries followed by that with respect to entries of similar resolution.

The Analysed column shows the number of residues for which the sidechain conformation was analysed, and the total number of residues.

Mol	Chain	Analysed	Rotameric	Outliers	Percentiles	
1	A	259/305 (85%)	232 (90%)	27 (10%)	9	42
1	B	254/305 (83%)	223 (88%)	31 (12%)	6	32
1	C	256/305 (84%)	218 (85%)	38 (15%)	4	25
2	D	4/31 (13%)	4 (100%)	0	100	100
2	E	4/31 (13%)	4 (100%)	0	100	100
2	F	14/31 (45%)	13 (93%)	1 (7%)	18	59
All	All	791/1008 (78%)	694 (88%)	97 (12%)	6	32

All (97) residues with a non-rotameric sidechain are listed below:

Mol	Chain	Res	Type
1	A	27	GLN
1	A	58	ARG
1	A	59	LEU

Continued on next page...

Continued from previous page...

Mol	Chain	Res	Type
1	A	69	CYS
1	A	71	PHE
1	A	88	PHE
1	A	148	PHE
1	A	159	ARG
1	A	162	GLN
1	A	182	MET
1	A	184	PHE
1	A	191	TRP
1	A	193	CYS
1	A	202	PHE
1	A	213	LEU
1	A	285	THR
1	A	289	VAL
1	A	295	ASP
1	A	299	ILE
1	A	300	ARG
1	A	319	ILE
1	A	321	TYR
1	A	324	ASN
1	A	328	MET
1	A	329	LEU
1	A	332	PHE
1	A	334	HIS
1	B	59	LEU
1	B	66	PHE
1	B	82	LYS
1	B	100	ASN
1	B	105	PHE
1	B	106	THR
1	B	114	LEU
1	B	128	VAL
1	B	151	MET
1	B	181	LEU
1	B	184	PHE
1	B	201	GLN
1	B	202	PHE
1	B	213	LEU
1	B	217	LEU
1	B	220	LEU
1	B	240	PHE
1	B	247	GLU

Continued on next page...

Continued from previous page...

Mol	Chain	Res	Type
1	B	249	ASN
1	B	254	ASP
1	B	271	SER
1	B	277	THR
1	B	300	ARG
1	B	313	LEU
1	B	318	CYS
1	B	321	TYR
1	B	324	ASN
1	B	326	ASN
1	B	329	LEU
1	B	334	HIS
1	B	352	ARG
1	C	58	ARG
1	C	66	PHE
1	C	75	ASP
1	C	87	ARG
1	C	88	PHE
1	C	92	VAL
1	C	105	PHE
1	C	106	THR
1	C	113	ILE
1	C	123	TYR
1	C	132	THR
1	C	145	TYR
1	C	162	GLN
1	C	163	VAL
1	C	171	MET
1	C	181	LEU
1	C	193	CYS
1	C	197	LEU
1	C	202	PHE
1	C	214	VAL
1	C	220	LEU
1	C	224	LEU
1	C	229	ASP
1	C	242	GLN
1	C	261	THR
1	C	262	LEU
1	C	266	ASN
1	C	289	VAL
1	C	299	ILE

Continued on next page...

Continued from previous page...

Mol	Chain	Res	Type
1	C	313	LEU
1	C	329	LEU
1	C	330	TYR
1	C	332	PHE
1	C	335	ASP
1	C	339	LEU
1	C	348	ARG
1	C	352	ARG
1	C	363	ASN
2	F	369	ARG

Some sidechains can be flipped to improve hydrogen bonding and reduce clashes. All (6) such sidechains are listed below:

Mol	Chain	Res	Type
1	A	249	ASN
1	A	326	ASN
1	B	249	ASN
1	B	274	GLN
1	C	249	ASN
1	C	260	GLN

5.3.3 RNA ⓘ

Mol	Chain	Analysed	Backbone Outliers	Pucker Outliers
3	R	5/8 (62%)	1 (20%)	0

All (1) RNA backbone outliers are listed below:

Mol	Chain	Res	Type
3	R	4	U

There are no RNA pucker outliers to report.

5.4 Non-standard residues in protein, DNA, RNA chains ⓘ

There are no non-standard protein/DNA/RNA residues in this entry.

5.5 Carbohydrates

There are no carbohydrates in this entry.

5.6 Ligand geometry

5 ligands are modelled in this entry.

In the following table, the Counts columns list the number of bonds (or angles) for which Mogul statistics could be retrieved, the number of bonds (or angles) that are observed in the model and the number of bonds (or angles) that are defined in the chemical component dictionary. The Link column lists molecule types, if any, to which the group is linked. The Z score for a bond length (or angle) is the number of standard deviations the observed value is removed from the expected value. A bond length (or angle) with $|Z| > 2$ is considered an outlier worth inspection. RMSZ is the root-mean-square of all Z scores of the bond lengths (or angles).

Mol	Type	Chain	Res	Link	Bond lengths			Bond angles		
					Counts	RMSZ	$\# Z > 2$	Counts	RMSZ	$\# Z > 2$
4	SO4	A	364	-	4,4,4	0.26	0	6,6,6	0.12	0
4	SO4	B	364	-	4,4,4	0.27	0	6,6,6	0.10	0
4	SO4	B	500	-	4,4,4	0.29	0	6,6,6	0.06	0
4	SO4	C	364	-	4,4,4	0.31	0	6,6,6	0.17	0
4	SO4	C	400	-	4,4,4	0.24	0	6,6,6	0.07	0

In the following table, the Chirals column lists the number of chiral outliers, the number of chiral centers analysed, the number of these observed in the model and the number defined in the chemical component dictionary. Similar counts are reported in the Torsion and Rings columns. '-' means no outliers of that kind were identified.

Mol	Type	Chain	Res	Link	Chirals	Torsions	Rings
4	SO4	A	364	-	-	0/0/0/0	0/0/0/0
4	SO4	B	364	-	-	0/0/0/0	0/0/0/0
4	SO4	B	500	-	-	0/0/0/0	0/0/0/0
4	SO4	C	364	-	-	0/0/0/0	0/0/0/0
4	SO4	C	400	-	-	0/0/0/0	0/0/0/0

There are no bond length outliers.

There are no bond angle outliers.

There are no chirality outliers.

There are no torsion outliers.

There are no ring outliers.

No monomer is involved in short contacts.

5.7 Other polymers

There are no such residues in this entry.

5.8 Polymer linkage issues

There are no chain breaks in this entry.

6 Fit of model and data ⓘ

6.1 Protein, DNA and RNA chains ⓘ

In the following table, the column labelled ‘#RSRZ> 2’ contains the number (and percentage) of RSRZ outliers, followed by percent RSRZ outliers for the chain as percentile scores relative to all X-ray entries and entries of similar resolution. The OWAB column contains the minimum, median, 95th percentile and maximum values of the occupancy-weighted average B-factor per residue. The column labelled ‘Q< 0.9’ lists the number of (and percentage) of residues with an average occupancy less than 0.9.

Mol	Chain	Analysed	<RSRZ>	#RSRZ>2	OWAB(Å ²)	Q<0.9
1	A	312/363 (85%)	-0.06	12 (3%) 44 32	134, 176, 237, 297	0
1	B	306/363 (84%)	-0.14	3 (0%) 84 73	135, 174, 214, 243	0
1	C	309/363 (85%)	-0.09	5 (1%) 74 61	126, 170, 212, 258	0
2	D	4/44 (9%)	1.08	1 (25%) 1 1	213, 220, 226, 259	0
2	E	4/44 (9%)	0.40	0 100 100	218, 238, 242, 246	0
2	F	18/44 (40%)	0.26	2 (11%) 7 6	198, 239, 271, 274	0
3	R	7/8 (87%)	2.87	4 (57%) 0 0	313, 321, 348, 349	0
All	All	960/1229 (78%)	-0.06	27 (2%) 56 42	126, 175, 237, 349	0

All (27) RSRZ outliers are listed below:

Mol	Chain	Res	Type	RSRZ
2	F	381	ALA	5.8
3	R	5	U	5.2
1	A	287	GLY	4.4
3	R	10	U	4.3
1	A	253	ASN	4.1
1	A	293	ASN	4.1
1	A	212	SER	3.9
3	R	9	C	3.6
1	B	306	GLY	3.4
1	A	254	ASP	3.4
1	B	309	ASN	3.3
1	C	276	PHE	3.2
1	A	309	ASN	2.7
1	A	251	GLN	2.6
1	A	185	ALA	2.5
1	A	306	GLY	2.4
2	D	373	ILE	2.4

Continued on next page...

Continued from previous page...

Mol	Chain	Res	Type	RSRZ
1	A	308	VAL	2.4
1	C	309	ASN	2.3
1	A	181	LEU	2.3
2	F	364	ALA	2.3
1	C	186	GLY	2.2
1	B	254	ASP	2.2
3	R	8	U	2.2
1	C	304	PRO	2.1
1	A	70	ALA	2.1
1	C	106	THR	2.1

6.2 Non-standard residues in protein, DNA, RNA chains [i](#)

There are no non-standard protein/DNA/RNA residues in this entry.

6.3 Carbohydrates [i](#)

There are no carbohydrates in this entry.

6.4 Ligands [i](#)

In the following table, the Atoms column lists the number of modelled atoms in the group and the number defined in the chemical component dictionary. LLDF column lists the quality of electron density of the group with respect to its neighbouring residues in protein, DNA or RNA chains. The B-factors column lists the minimum, median, 95th percentile and maximum values of B factors of atoms in the group. The column labelled 'Q< 0.9' lists the number of atoms with occupancy less than 0.9.

Mol	Type	Chain	Res	Atoms	RSCC	RSR	LLDF	B-factors(\AA^2)	Q<0.9
4	SO4	C	400	5/5	0.72	0.57	1.96	210,210,210,210	0
4	SO4	C	364	5/5	0.86	0.56	1.91	265,265,265,265	0
4	SO4	A	364	5/5	0.73	0.23	0.18	200,200,200,200	0
4	SO4	B	364	5/5	0.86	0.24	0.11	186,186,186,186	0
4	SO4	B	500	5/5	0.96	0.25	-0.41	50,50,50,50	0

6.5 Other polymers [i](#)

There are no such residues in this entry.