



Full wwPDB X-ray Structure Validation Report ⓘ

Feb 19, 2016 – 06:46 PM GMT

PDB ID : 3M9S
Title : Crystal structure of respiratory complex I from *Thermus thermophilus*
Authors : Efremov, R.G.; Baradaran, R.; Sazanov, L.A.
Deposited on : 2010-03-22
Resolution : 4.50 Å(reported)

This is a Full wwPDB X-ray Structure Validation Report for a publicly released PDB entry.
We welcome your comments at validation@mail.wwpdb.org
A user guide is available at
<http://wwpdb.org/validation/2016/XrayValidationReportHelp>
with specific help available everywhere you see the ⓘ symbol.

The following versions of software and data (see [references ⓘ](#)) were used in the production of this report:

MolProbity : 4.02b-467
Mogul : 1.7.1 (RC1), CSD as537be (2016)
Xtriage (Phenix) : 1.9-1692
EDS : rb-20026982
Percentile statistics : 20151230.v01 (using entries in the PDB archive December 30th 2015)
Refmac : 5.8.0135
CCP4 : 6.5.0
Ideal geometry (proteins) : Engh & Huber (2001)
Ideal geometry (DNA, RNA) : Parkinson et al. (1996)
Validation Pipeline (wwPDB-VP) : rb-20026982

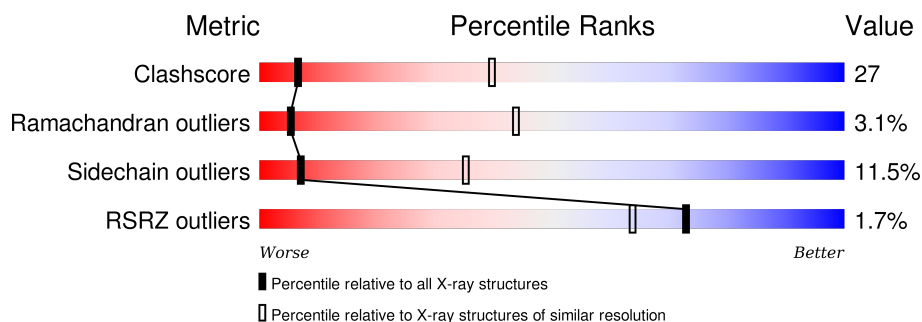
1 Overall quality at a glance

The following experimental techniques were used to determine the structure:

X-RAY DIFFRACTION

The reported resolution of this entry is 4.50 Å.

Percentile scores (ranging between 0-100) for global validation metrics of the entry are shown in the following graphic. The table shows the number of entries on which the scores are based.






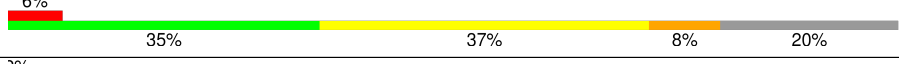
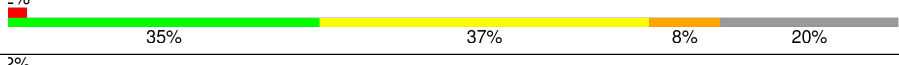
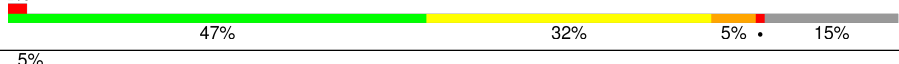
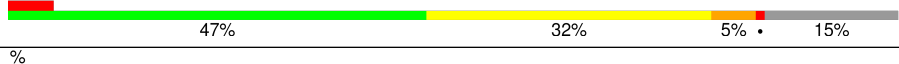

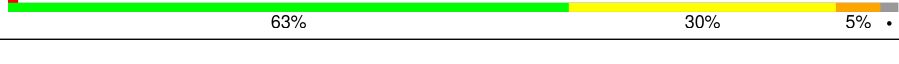
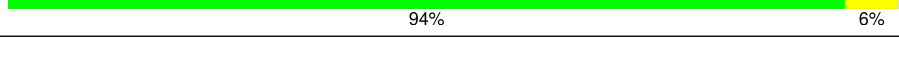
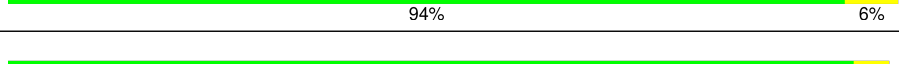
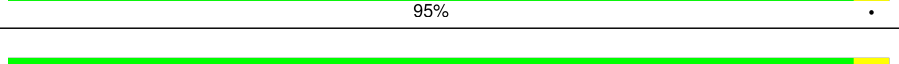
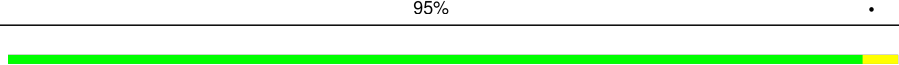
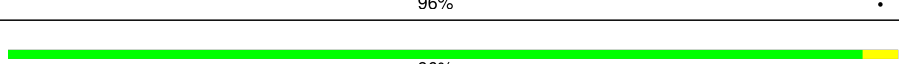
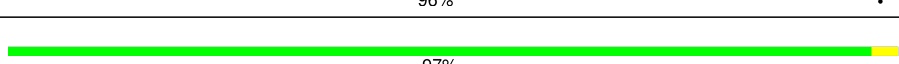
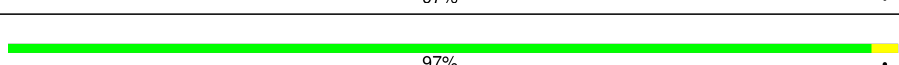
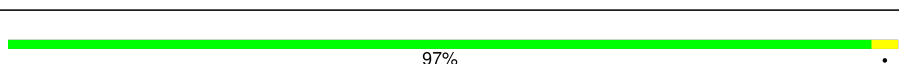
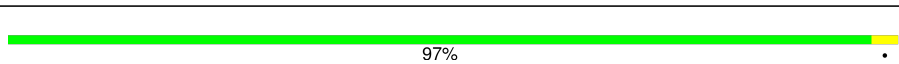

Metric	Whole archive (#Entries)	Similar resolution (#Entries, resolution range(Å))
Clashscore	102246	1003 (5.30-3.62)
Ramachandran outliers	100387	1117 (5.40-3.60)
Sidechain outliers	100360	1099 (5.40-3.60)
RSRZ outliers	91569	1075 (5.40-3.60)

The table below summarises the geometric issues observed across the polymeric chains and their fit to the electron density. The red, orange, yellow and green segments on the lower bar indicate the fraction of residues that contain outliers for ≥ 3 , 2, 1 and 0 types of geometric quality criteria. A grey segment represents the fraction of residues that are not modelled. The numeric value for each fraction is indicated below the corresponding segment, with a dot representing fractions $\leq 5\%$. The upper red bar (where present) indicates the fraction of residues that have poor fit to the electron density. The numeric value is given above the bar.

Mol	Chain	Length	Quality of chain
1	1	438	<div> <div></div> <div>50% 42% 8%</div> </div>
1	A	438	<div> <div>3%</div> <div>50% 42% 8%</div> </div>
2	2	181	<div> <div></div> <div>58% 29% 11% ..</div> </div>
2	B	181	<div> <div></div> <div>58% 29% 11% ..</div> </div>
3	3	783	<div> <div></div> <div>45% 44% 7% .</div> </div>
3	C	783	<div> <div></div> <div>45% 44% 7% .</div> </div>
4	4	409	<div> <div></div> <div>44% 40% 9% 8%</div> </div>

Continued on next page...

Continued from previous page...

Mol	Chain	Length	Quality of chain
4	D	409	
5	5	207	
5	E	207	
6	6	181	
6	F	181	
7	9	182	
7	G	182	
8	7	129	
8	J	129	
9	L	469	
9	O	469	
10	M	392	
10	P	392	
11	N	379	
11	Q	379	
12	R	274	
12	S	274	
13	H	181	
13	T	181	

The following table lists non-polymeric compounds, carbohydrate monomers and non-standard residues in protein, DNA, RNA chains that are outliers for geometric or electron-density-fit criteria:

Mol	Type	Chain	Res	Chirality	Geometry	Clashes	Electron density
14	SF4	1	439	-	-	X	-
14	SF4	3	784	-	-	X	-
14	SF4	3	786	-	-	X	-
14	SF4	6	182	-	-	X	-
14	SF4	A	439	-	-	X	-

Continued on next page...

Continued from previous page...

Mol	Type	Chain	Res	Chirality	Geometry	Clashes	Electron density
14	SF4	C	784	-	-	X	-
14	SF4	C	786	-	-	X	-
14	SF4	F	182	-	-	X	-
16	FMN	1	440	-	-	-	X

2 Entry composition [i](#)

There are 16 unique types of molecules in this entry. The entry contains 47664 atoms, of which 0 are hydrogens and 0 are deuteriums.

In the tables below, the ZeroOcc column contains the number of atoms modelled with zero occupancy, the AltConf column contains the number of residues with at least one atom in alternate conformation and the Trace column contains the number of residues modelled with at most 2 atoms.

- Molecule 1 is a protein called NADH-quinone oxidoreductase subunit 1.

Mol	Chain	Residues	Atoms					ZeroOcc	AltConf	Trace
1	1	437	Total	C	N	O	S	0	0	0
			3417	2180	595	624	18			
1	A	437	Total	C	N	O	S	0	0	0
			3417	2180	595	624	18			

- Molecule 2 is a protein called NADH-quinone oxidoreductase subunit 2.

Mol	Chain	Residues	Atoms					ZeroOcc	AltConf	Trace
2	2	178	Total	C	N	O	S	0	0	0
			1406	895	238	265	8			
2	B	178	Total	C	N	O	S	0	0	0
			1406	895	238	265	8			

- Molecule 3 is a protein called NADH-quinone oxidoreductase subunit 3.

Mol	Chain	Residues	Atoms					ZeroOcc	AltConf	Trace
3	3	754	Total	C	N	O	S	0	0	0
			5880	3743	1055	1051	31			
3	C	754	Total	C	N	O	S	0	0	0
			5880	3743	1055	1051	31			

- Molecule 4 is a protein called NADH-quinone oxidoreductase subunit 4.

Mol	Chain	Residues	Atoms					ZeroOcc	AltConf	Trace
4	4	377	Total	C	N	O	S	0	0	0
			3011	1941	510	549	11			
4	D	377	Total	C	N	O	S	0	0	0
			3011	1941	510	549	11			

- Molecule 5 is a protein called NADH-quinone oxidoreductase subunit C.

Mol	Chain	Residues	Atoms					ZeroOcc	AltConf	Trace
5	5	196	Total	C	N	O	S	0	0	0
			1607	1043	273	288	3			
5	E	196	Total	C	N	O	S	0	0	0
			1607	1043	273	288	3			

- Molecule 6 is a protein called NADH-quinone oxidoreductase subunit B.

Mol	Chain	Residues	Atoms					ZeroOcc	AltConf	Trace
6	6	145	Total	C	N	O	S	0	0	0
			1113	706	196	198	13			
6	F	145	Total	C	N	O	S	0	0	0
			1113	706	196	198	13			

- Molecule 7 is a protein called NADH-quinone oxidoreductase subunit I.

Mol	Chain	Residues	Atoms					ZeroOcc	AltConf	Trace
7	9	154	Total	C	N	O	S	0	0	0
			1193	759	201	222	11			
7	G	154	Total	C	N	O	S	0	0	0
			1193	759	201	222	11			

- Molecule 8 is a protein called NADH-quinone oxidoreductase subunit 15.

Mol	Chain	Residues	Atoms					ZeroOcc	AltConf	Trace
8	7	127	Total	C	N	O	S	0	0	0
			1031	664	183	181	3			
8	J	127	Total	C	N	O	S	0	0	0
			1031	664	183	181	3			

- Molecule 9 is a protein called NADH-quinone oxidoreductase subunit 12.

Mol	Chain	Residues	Atoms			ZeroOcc	AltConf	Trace
9	L	469	Total	C	N	0	0	0
			1407	938	469			
9	O	469	Total	C	N	0	0	0
			1407	938	469			

- Molecule 10 is a protein called NADH-quinone oxidoreductase subunit 13.

Mol	Chain	Residues	Atoms			ZeroOcc	AltConf	Trace
10	M	391	Total	C	N	0	0	0
			1173	782	391			

Continued on next page...

Continued from previous page...

Mol	Chain	Residues	Atoms			ZeroOcc	AltConf	Trace
10	P	391	Total	C	N	0	0	0
			1173	782	391			

- Molecule 11 is a protein called NADH-quinone oxidoreductase subunit 14.

Mol	Chain	Residues	Atoms			ZeroOcc	AltConf	Trace
11	N	378	Total	C	N	0	0	0
			1134	756	378			
11	Q	378	Total	C	N	0	0	0
			1134	756	378			

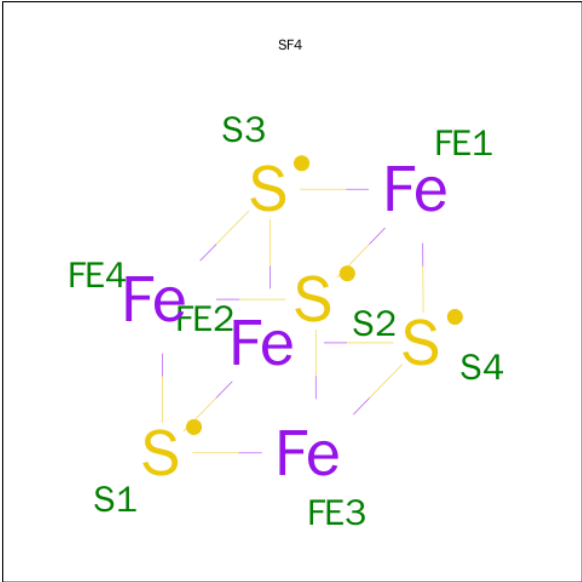
- Molecule 12 is a protein called NADH-quinone oxidoreductase subunits 7, 10 and 11.

Mol	Chain	Residues	Atoms			ZeroOcc	AltConf	Trace
12	R	274	Total	C	N	0	0	0
			822	548	274			
12	S	274	Total	C	N	0	0	0
			822	548	274			

- Molecule 13 is a protein called NADH-quinone oxidoreductase subunit 8.

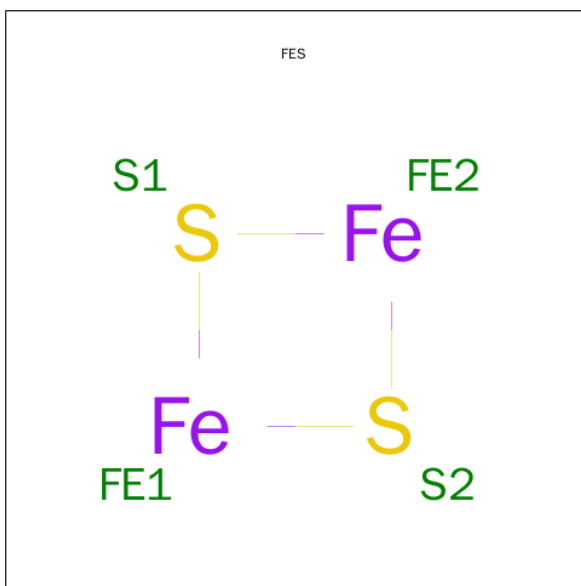
Mol	Chain	Residues	Atoms			ZeroOcc	AltConf	Trace
13	H	181	Total	C	N	0	0	0
			543	362	181			
13	T	181	Total	C	N	0	0	0
			543	362	181			

- Molecule 14 is IRON/SULFUR CLUSTER (three-letter code: SF4) (formula: Fe₄S₄).



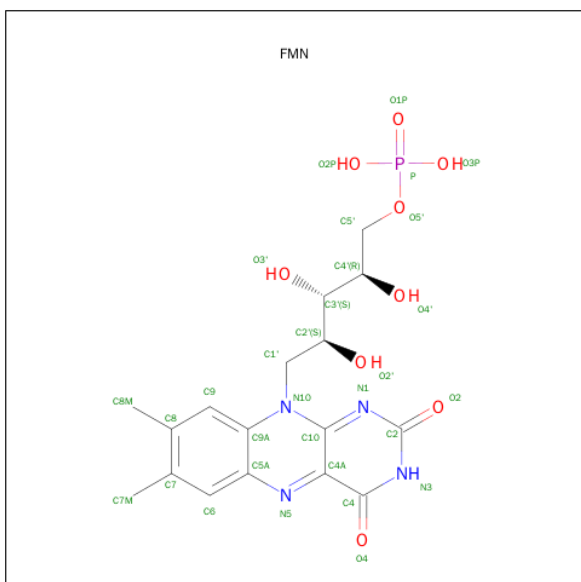
Mol	Chain	Residues	Atoms			ZeroOcc	AltConf
14	6	1	Total	Fe	S	0	0
			8	4	4		
14	9	1	Total	Fe	S	0	0
			8	4	4		
14	9	1	Total	Fe	S	0	0
			8	4	4		
14	3	1	Total	Fe	S	0	0
			8	4	4		
14	3	1	Total	Fe	S	0	0
			8	4	4		
14	3	1	Total	Fe	S	0	0
			8	4	4		
14	1	1	Total	Fe	S	0	0
			8	4	4		
14	F	1	Total	Fe	S	0	0
			8	4	4		
14	G	1	Total	Fe	S	0	0
			8	4	4		
14	G	1	Total	Fe	S	0	0
			8	4	4		
14	C	1	Total	Fe	S	0	0
			8	4	4		
14	C	1	Total	Fe	S	0	0
			8	4	4		
14	C	1	Total	Fe	S	0	0
			8	4	4		
14	A	1	Total	Fe	S	0	0
			8	4	4		

- Molecule 15 is FE2/S2 (INORGANIC) CLUSTER (three-letter code: FES) (formula: Fe_2S_2).



Mol	Chain	Residues	Atoms			ZeroOcc	AltConf
15	3	1	Total	Fe	S	0	0
			4	2	2		
15	2	1	Total	Fe	S	0	0
			4	2	2		
15	C	1	Total	Fe	S	0	0
			4	2	2		
15	B	1	Total	Fe	S	0	0
			4	2	2		

- Molecule 16 is FLAVIN MONONUCLEOTIDE (three-letter code: FMN) (formula: $\text{C}_{17}\text{H}_{21}\text{N}_4\text{O}_9\text{P}$).

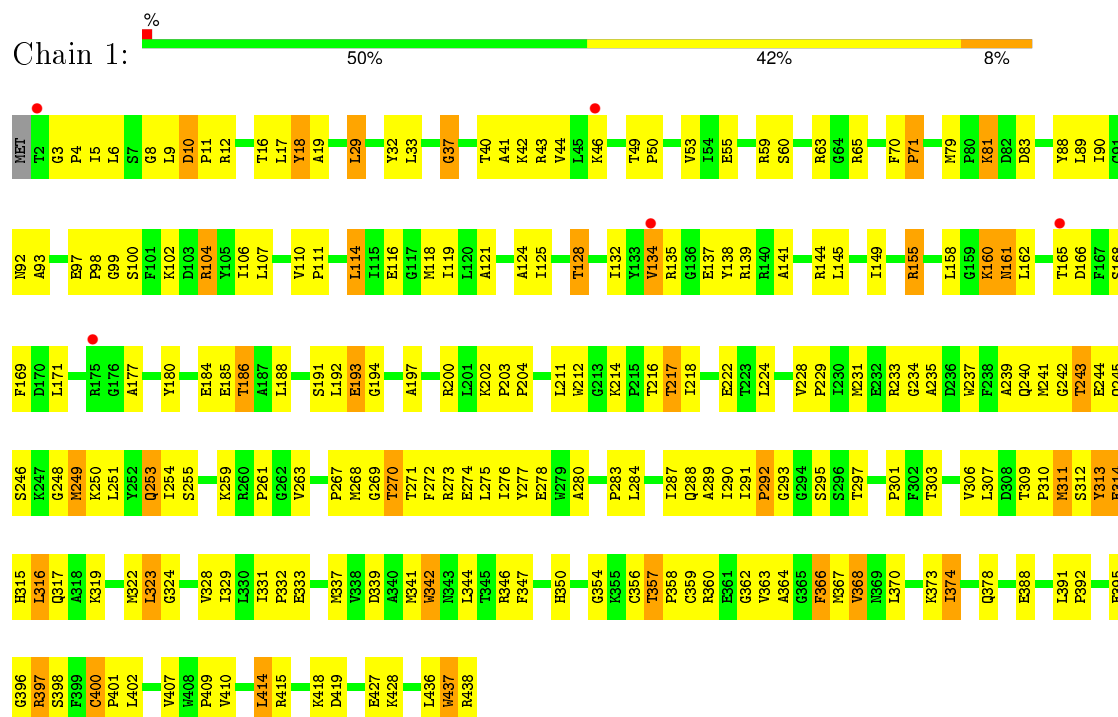


Mol	Chain	Residues	Atoms					ZeroOcc	AltConf
16	1	1	Total	C	N	O	P	0	0
			31	17	4	9	1		
16	A	1	Total	C	N	O	P	0	0
			31	17	4	9	1		

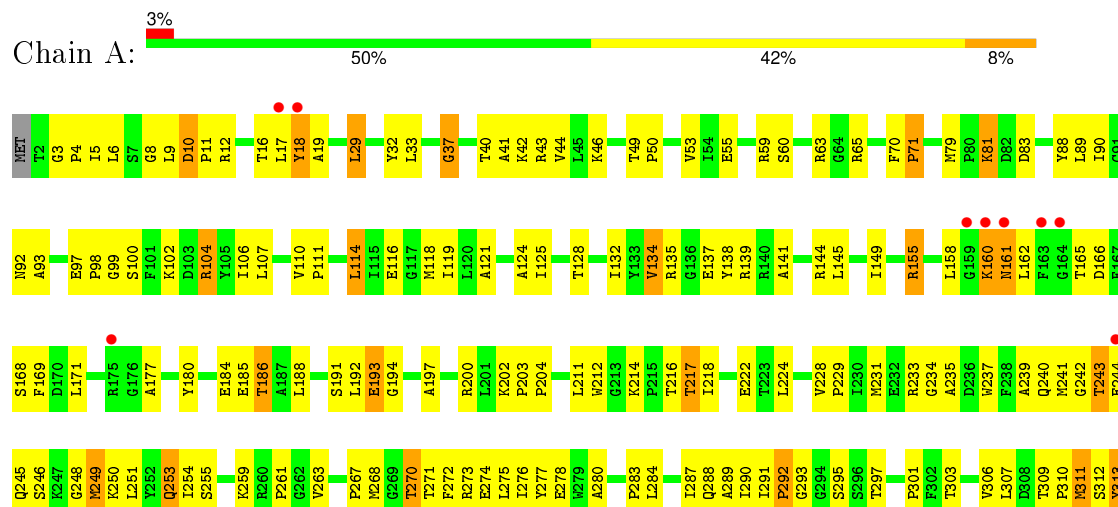
3 Residue-property plots

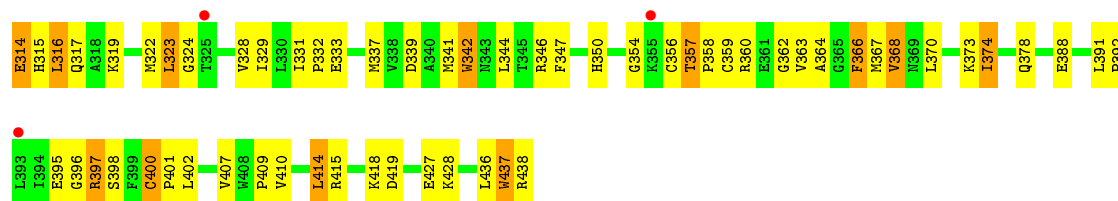
These plots are drawn for all protein, RNA and DNA chains in the entry. The first graphic for a chain summarises the proportions of errors displayed in the second graphic. The second graphic shows the sequence view annotated by issues in geometry and electron density. Residues are color-coded according to the number of geometric quality criteria for which they contain at least one outlier: green = 0, yellow = 1, orange = 2 and red = 3 or more. A red dot above a residue indicates a poor fit to the electron density ($RSRZ > 2$). Stretches of 2 or more consecutive residues without any outlier are shown as a green connector. Residues present in the sample, but not in the model, are shown in grey.

• Molecule 1: NADH-quinone oxidoreductase subunit 1

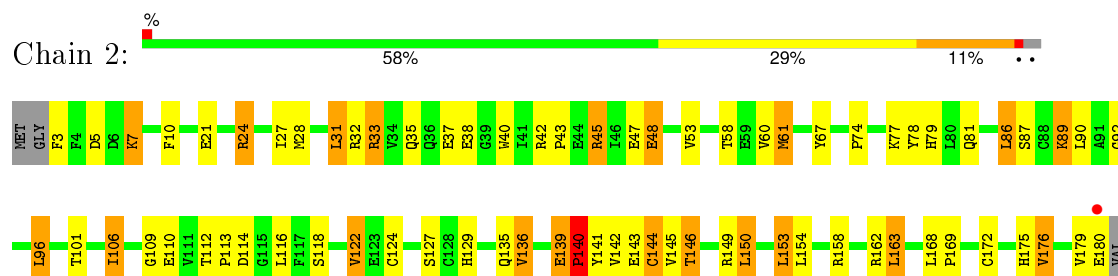


• Molecule 1: NADH-quinone oxidoreductase subunit 1

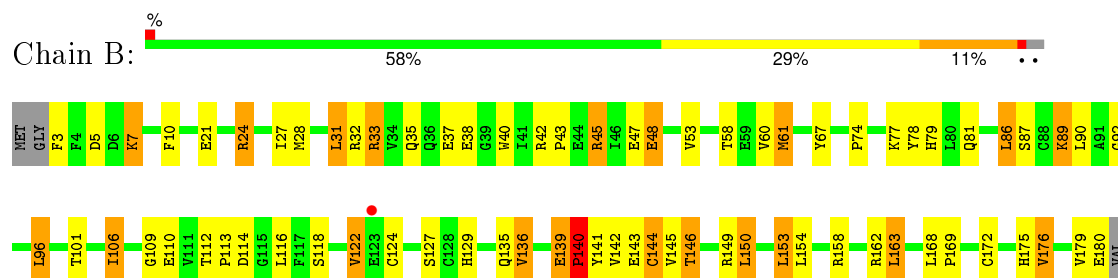




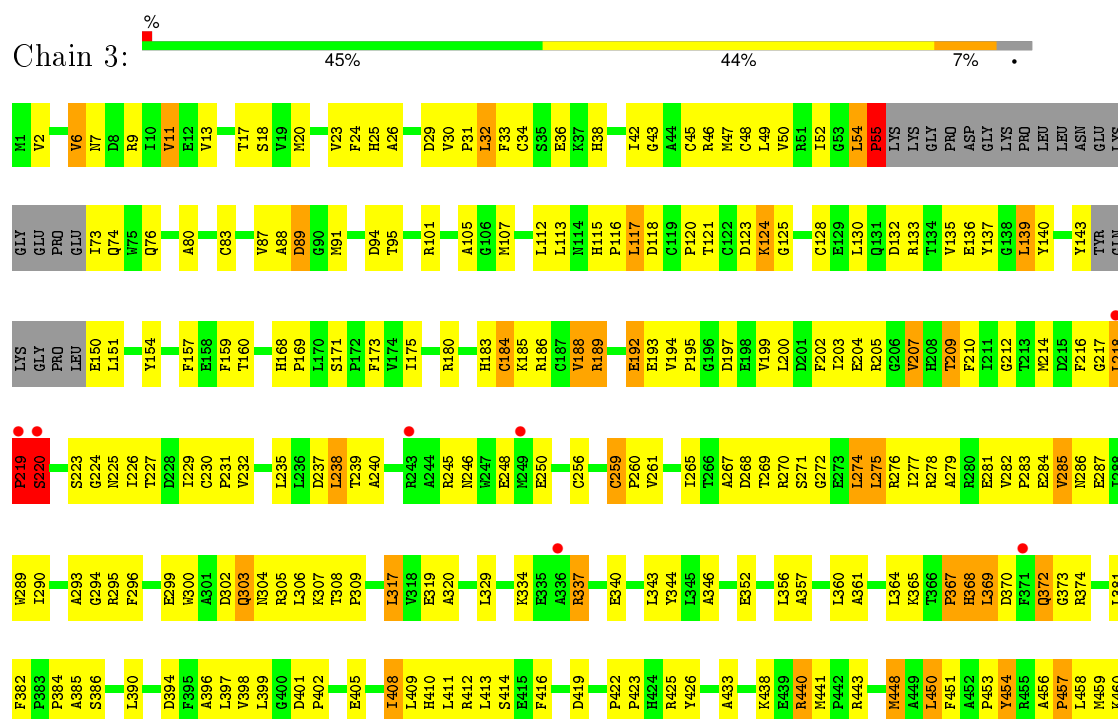
• Molecule 2: NADH-quinone oxidoreductase subunit 2

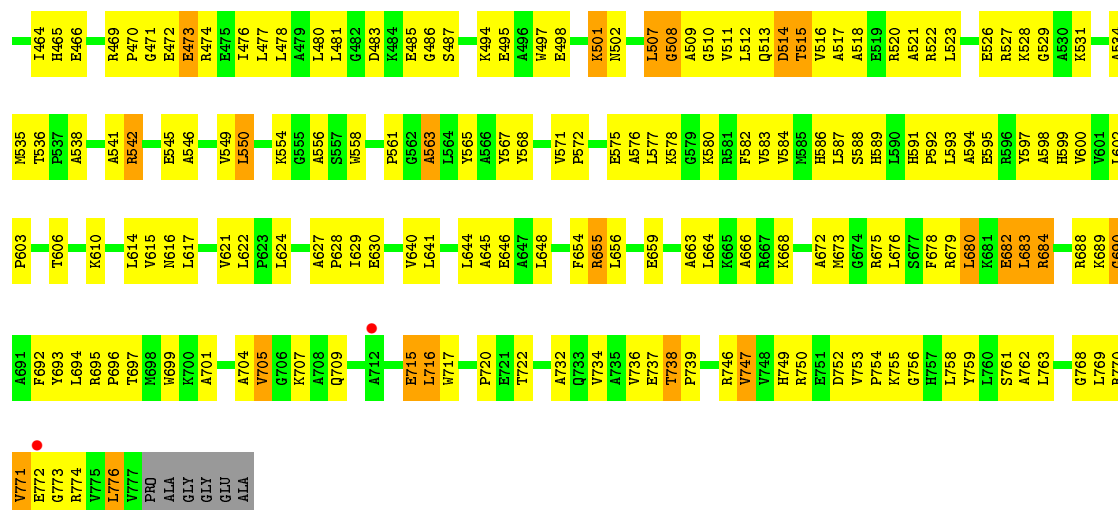


• Molecule 2: NADH-quinone oxidoreductase subunit 2

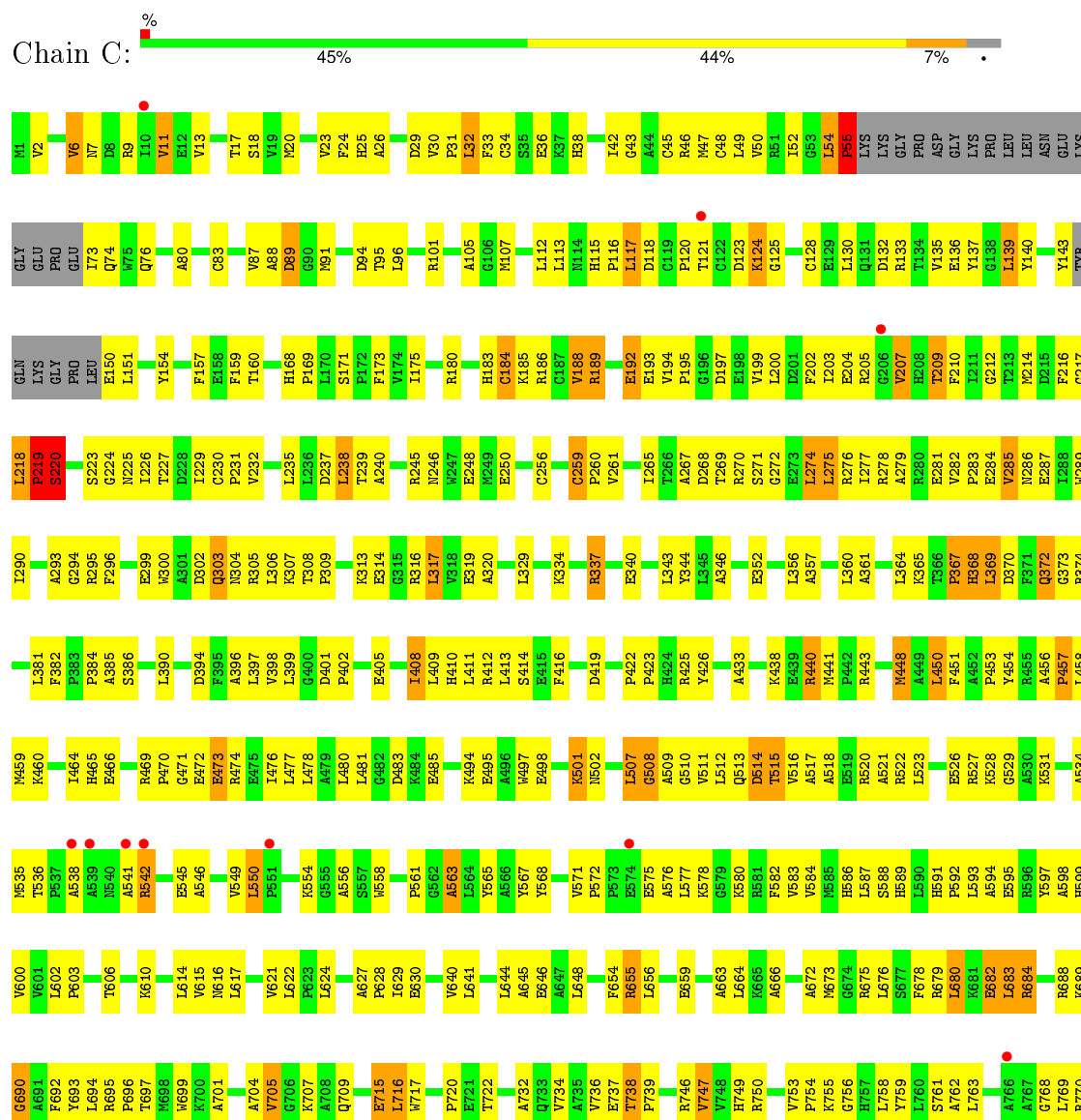


• Molecule 3: NADH-quinone oxidoreductase subunit 3



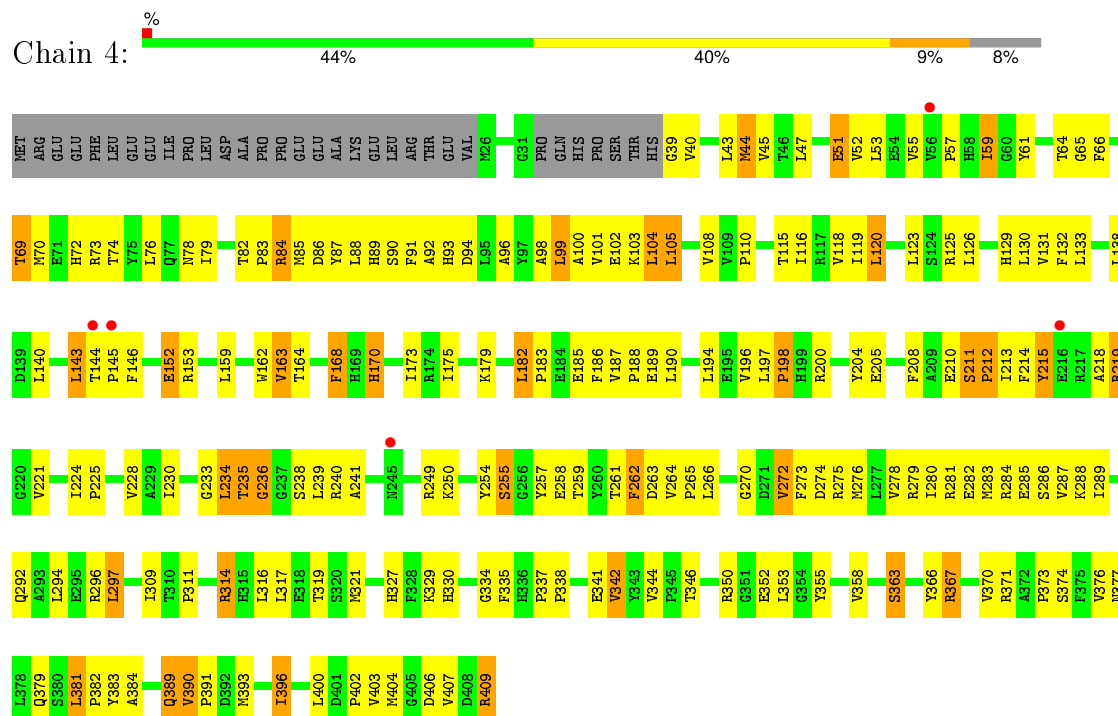


• Molecule 3: NADH-quinone oxidoreductase subunit 3

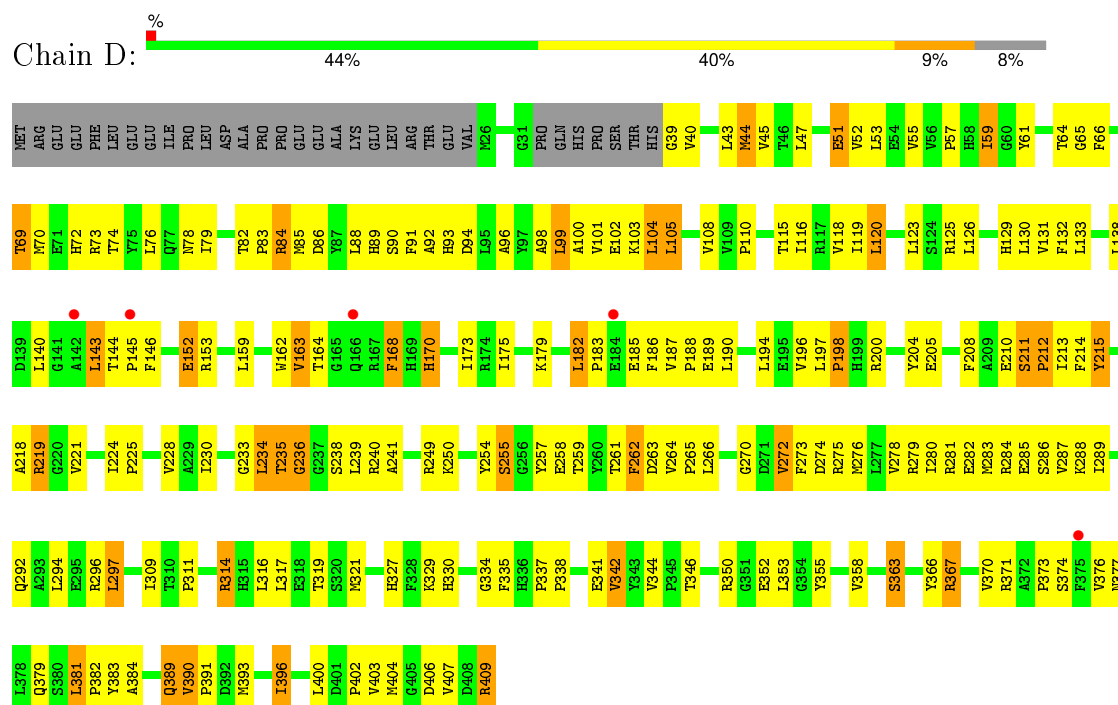




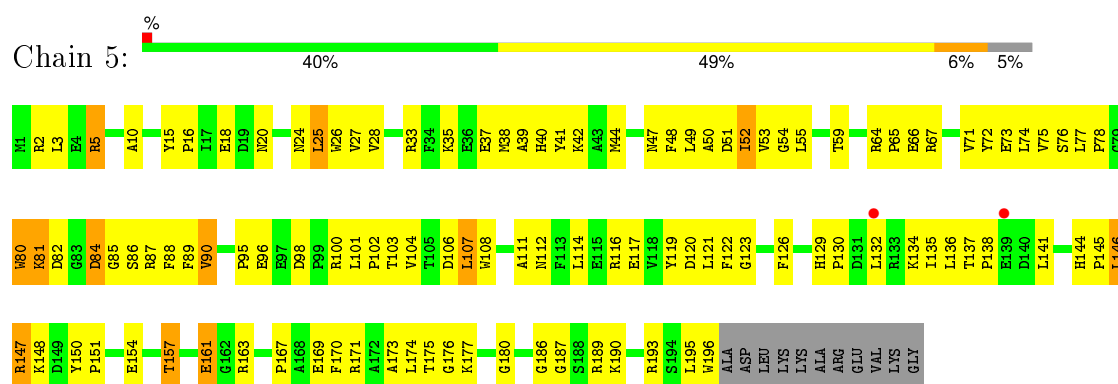
- Molecule 4: NADH-quinone oxidoreductase subunit 4



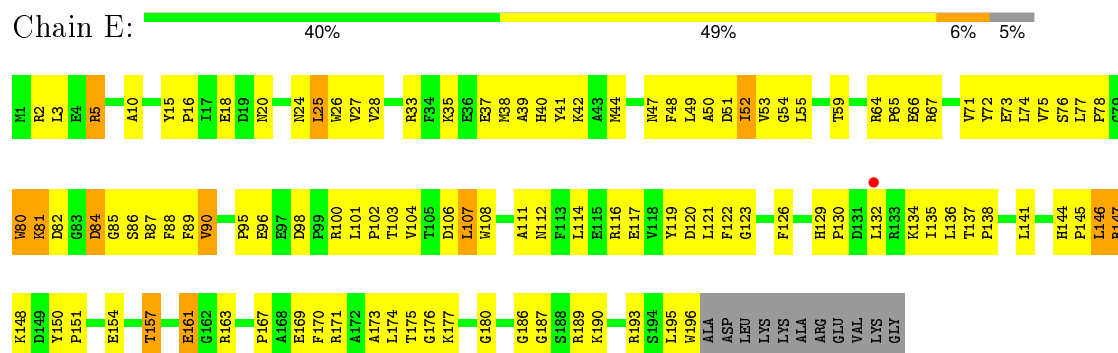
- Molecule 4: NADH-quinone oxidoreductase subunit 4



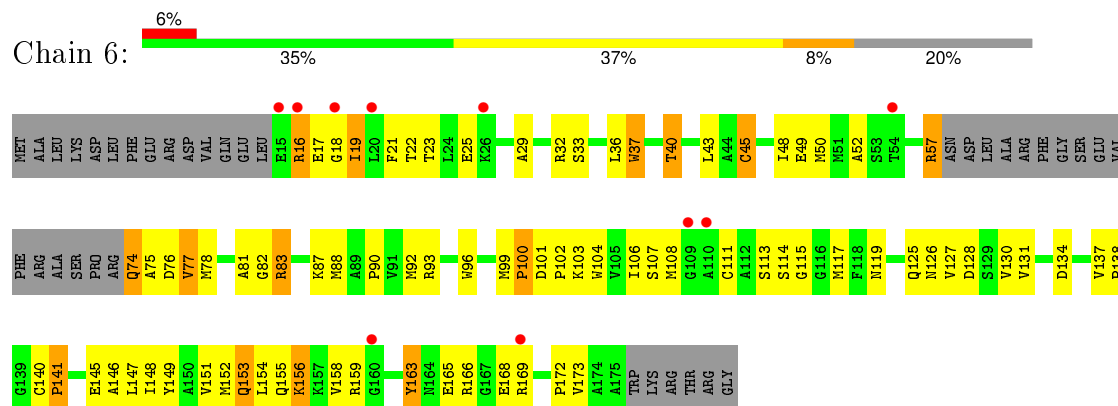
- Molecule 5: NADH-quinone oxidoreductase subunit C



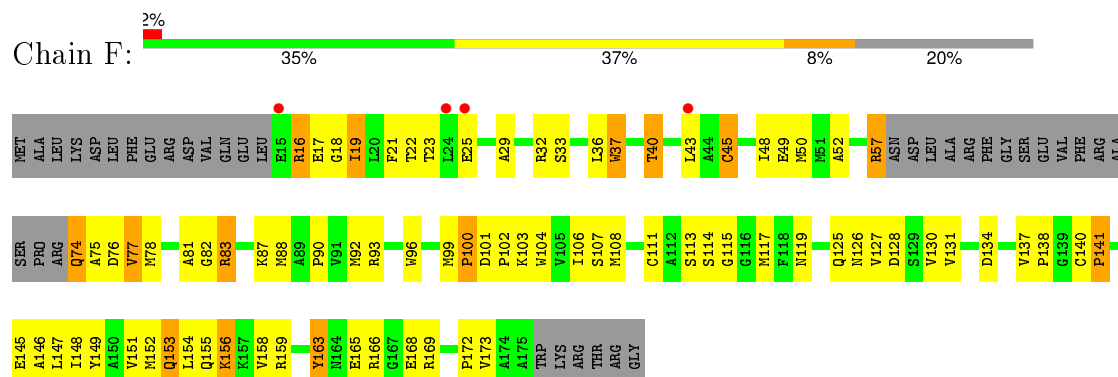
- Molecule 5: NADH-quinone oxidoreductase subunit C



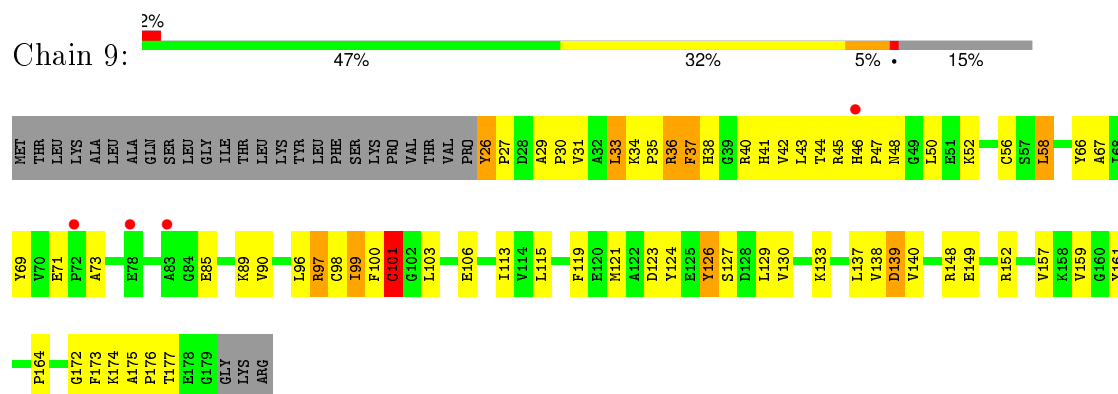
- Molecule 6: NADH-quinone oxidoreductase subunit B



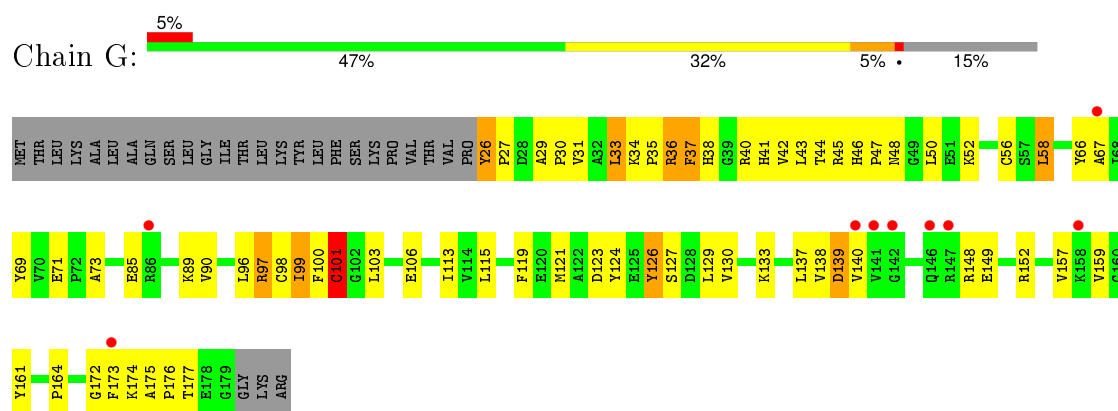
- Molecule 6: NADH-quinone oxidoreductase subunit B



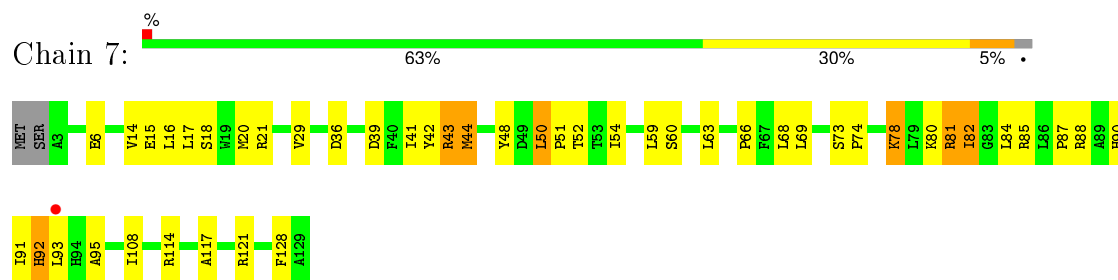
- Molecule 7: NADH-quinone oxidoreductase subunit I



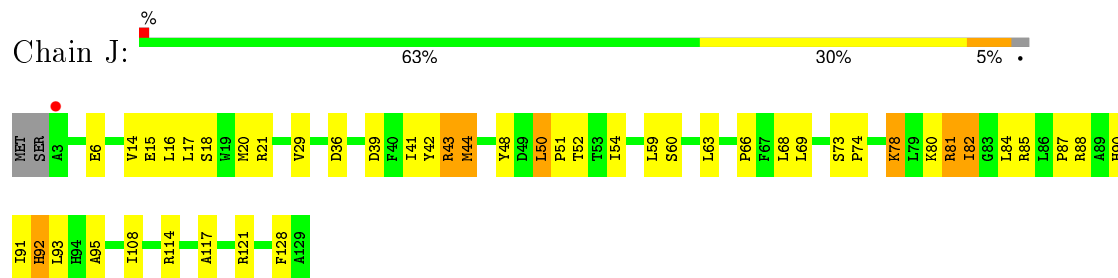
- Molecule 7: NADH-quinone oxidoreductase subunit I



- Molecule 8: NADH-quinone oxidoreductase subunit 15



- Molecule 8: NADH-quinone oxidoreductase subunit 15



- Molecule 9: NADH-quinone oxidoreductase subunit 12





- Molecule 9: NADH-quinone oxidoreductase subunit 12

Chain O: 94% 6%



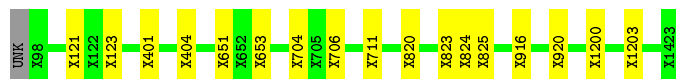
- Molecule 10: NADH-quinone oxidoreductase subunit 13

Chain M: 95% .



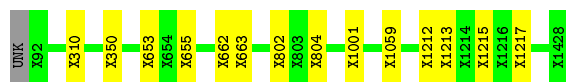
- Molecule 10: NADH-quinone oxidoreductase subunit 13

Chain P: 95% .



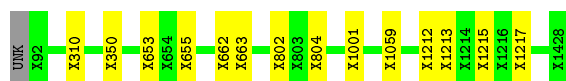
- Molecule 11: NADH-quinone oxidoreductase subunit 14

Chain N: 96% .



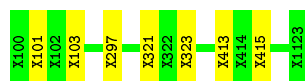
- Molecule 11: NADH-quinone oxidoreductase subunit 14

Chain Q: 96% .



- Molecule 12: NADH-quinone oxidoreductase subunits 7, 10 and 11

Chain R: 97% .



- Molecule 12: NADH-quinone oxidoreductase subunits 7, 10 and 11

Chain S: 97% .



- Molecule 13: NADH-quinone oxidoreductase subunit 8

Chain H:  97% .



- Molecule 13: NADH-quinone oxidoreductase subunit 8

Chain T:  97% .



4 Data and refinement statistics

Property	Value	Source
Space group	P 1 21 1	Depositor
Cell constants a, b, c, α , β , γ	96.39Å 336.09Å 262.24Å 90.00° 100.59° 90.00°	Depositor
Resolution (Å)	30.00 – 4.50 29.96 – 4.50	Depositor EDS
% Data completeness (in resolution range)	(Not available) (30.00-4.50) 75.0 (29.96-4.50)	Depositor EDS
R_{merge}	0.25	Depositor
R_{sym}	(Not available)	Depositor
$\langle I/\sigma(I) \rangle$ ¹	1.29 (at 4.42Å)	Xtriage
Refinement program	?	Depositor
R, R_{free}	(Not available) , (Not available) 0.407 , (Not available)	Depositor DCC
R_{free} test set	No test flags present.	DCC
Wilson B-factor (Å ²)	168.8	Xtriage
Anisotropy	0.325	Xtriage
Bulk solvent k_{sol} (e/Å ³), B_{sol} (Å ²)	0.17 , 34.0	EDS
Estimated twinning fraction	0.309 for h,-k,-h-l	Xtriage
L-test for twinning ²	$\langle L \rangle = 0.30$, $\langle L^2 \rangle = 0.14$	Xtriage
Outliers	0 of 72473 reflections	Xtriage
F_o, F_c correlation	0.75	EDS
Total number of atoms	47664	wwPDB-VP
Average B, all atoms (Å ²)	80.0	wwPDB-VP

Xtriage's analysis on translational NCS is as follows: *The largest off-origin peak in the Patterson function is 3.38% of the height of the origin peak. No significant pseudotranslation is detected.*

¹Intensities estimated from amplitudes.

²Theoretical values of $\langle |L| \rangle$, $\langle L^2 \rangle$ for acentric reflections are 0.5, 0.375 respectively for untwinned datasets, and 0.333, 0.2 for perfectly twinned datasets.

5 Model quality ⓘ

5.1 Standard geometry ⓘ

Bond lengths and bond angles in the following residue types are not validated in this section: FMN, SF4, FES

The Z score for a bond length (or angle) is the number of standard deviations the observed value is removed from the expected value. A bond length (or angle) with $|Z| > 5$ is considered an outlier worth inspection. RMSZ is the root-mean-square of all Z scores of the bond lengths (or angles).

Mol	Chain	Bond lengths		Bond angles	
		RMSZ	# $ Z > 5$	RMSZ	# $ Z > 5$
1	1	0.48	1/3506 (0.0%)	0.68	1/4745 (0.0%)
1	A	0.48	1/3506 (0.0%)	0.68	1/4745 (0.0%)
2	2	0.49	0/1439	0.66	0/1953
2	B	0.49	0/1439	0.66	0/1953
3	3	0.46	0/6019	0.70	3/8163 (0.0%)
3	C	0.46	0/6019	0.70	3/8163 (0.0%)
4	4	0.43	0/3089	0.64	1/4197 (0.0%)
4	D	0.43	0/3089	0.64	1/4197 (0.0%)
5	5	0.42	0/1656	0.64	0/2246
5	E	0.42	0/1656	0.64	0/2246
6	6	0.47	0/1137	0.68	0/1542
6	F	0.47	0/1137	0.68	0/1542
7	9	0.52	1/1224 (0.1%)	0.65	0/1663
7	G	0.52	1/1224 (0.1%)	0.65	0/1663
8	7	0.45	0/1059	0.61	0/1429
8	J	0.45	0/1059	0.61	0/1429
All	All	0.46	4/38258 (0.0%)	0.67	10/51876 (0.0%)

Chiral center outliers are detected by calculating the chiral volume of a chiral center and verifying if the center is modelled as a planar moiety or with the opposite hand. A planarity outlier is detected by checking planarity of atoms in a peptide group, atoms in a mainchain group or atoms of a sidechain that are expected to be planar.

Mol	Chain	#Chirality outliers	#Planarity outliers
9	L	0	2
9	O	0	2
All	All	0	4

All (4) bond length outliers are listed below:

Mol	Chain	Res	Type	Atoms	Z	Observed(Å)	Ideal(Å)
1	1	356	CYS	CB-SG	-6.06	1.72	1.82
1	A	356	CYS	CB-SG	-6.05	1.72	1.82
7	9	101	CYS	CB-SG	-5.44	1.73	1.81
7	G	101	CYS	CB-SG	-5.43	1.73	1.81

All (10) bond angle outliers are listed below:

Mol	Chain	Res	Type	Atoms	Z	Observed(°)	Ideal(°)
3	3	143	TYR	CA-C-O	-14.73	89.16	120.10
3	C	143	TYR	CA-C-O	-14.72	89.18	120.10
3	C	55	PRO	CB-CA-C	-5.80	97.49	112.00
3	3	55	PRO	CB-CA-C	-5.79	97.53	112.00
4	4	39	GLY	N-CA-C	-5.39	99.61	113.10
3	C	680	LEU	CA-CB-CG	5.39	127.70	115.30
3	3	680	LEU	CA-CB-CG	5.38	127.69	115.30
4	D	39	GLY	N-CA-C	-5.38	99.65	113.10
1	1	356	CYS	CB-CA-C	-5.28	99.84	110.40
1	A	356	CYS	CB-CA-C	-5.28	99.83	110.40

There are no chirality outliers.

All (4) planarity outliers are listed below:

Mol	Chain	Res	Type	Group
9	L	1212	UNK	Peptide
9	L	1569	UNK	Peptide
9	O	1212	UNK	Peptide
9	O	1569	UNK	Peptide

5.2 Too-close contacts [i](#)

In the following table, the Non-H and H(model) columns list the number of non-hydrogen atoms and hydrogen atoms in the chain respectively. The H(added) column lists the number of hydrogen atoms added and optimized by MolProbity. The Clashes column lists the number of clashes within the asymmetric unit, whereas Symm-Clashes lists symmetry related clashes.

Mol	Chain	Non-H	H(model)	H(added)	Clashes	Symm-Clashes
1	1	3417	0	3388	207	0
1	A	3417	0	3388	206	0
2	2	1406	0	1373	72	0
2	B	1406	0	1373	73	0
3	3	5880	0	5911	427	7
3	C	5880	0	5911	406	9

Continued on next page...

Continued from previous page...

Mol	Chain	Non-H	H(model)	H(added)	Clashes	Symm-Clashes
4	4	3011	0	3000	211	0
4	D	3011	0	3000	209	0
5	5	1607	0	1574	106	0
5	E	1607	0	1574	106	0
6	6	1113	0	1121	92	2
6	F	1113	0	1121	113	0
7	9	1193	0	1160	69	0
7	G	1193	0	1160	68	0
8	7	1031	0	1029	41	0
8	J	1031	0	1029	41	0
9	L	1407	0	50	15	0
9	O	1407	0	50	15	0
10	M	1173	0	37	15	0
10	P	1173	0	37	15	0
11	N	1134	0	36	12	0
11	Q	1134	0	36	12	0
12	R	822	0	24	4	0
12	S	822	0	24	4	0
13	H	543	0	20	6	0
13	T	543	0	20	6	0
14	1	8	0	0	2	0
14	3	24	0	0	8	0
14	6	8	0	0	4	0
14	9	16	0	0	0	0
14	A	8	0	0	2	0
14	C	24	0	0	7	0
14	F	8	0	0	4	0
14	G	16	0	0	0	0
15	2	4	0	0	0	0
15	3	4	0	0	1	0
15	B	4	0	0	0	0
15	C	4	0	0	1	0
16	1	31	0	19	8	0
16	A	31	0	19	8	0
All	All	47664	0	37484	2325	9

The all-atom clashscore is defined as the number of clashes found per 1000 atoms (including hydrogen atoms). The all-atom clashscore for this structure is 27.

All (2325) close contacts within the same asymmetric unit are listed below, sorted by their clash magnitude.

Atom-1	Atom-2	Interatomic distance (Å)	Clash overlap (Å)
11:N:1001:UNK:CA	11:N:1059:UNK:C	1.85	1.51
11:Q:1001:UNK:CA	11:Q:1059:UNK:C	1.85	1.51
3:3:485:GLU:CD	6:F:16:ARG:HG3	1.39	1.43
9:L:1527:UNK:C	9:L:1530:UNK:N	1.88	1.37
9:O:1527:UNK:C	9:O:1530:UNK:N	1.88	1.37
3:3:485:GLU:O	6:F:16:ARG:CD	1.84	1.25
3:3:679:ARG:CZ	3:C:319:GLU:OE2	1.84	1.23
3:3:485:GLU:OE1	6:F:16:ARG:CG	1.87	1.23
3:3:485:GLU:O	6:F:16:ARG:HD2	1.05	1.21
10:P:920:UNK:CA	10:P:1200:UNK:N	2.03	1.21
10:M:920:UNK:CA	10:M:1200:UNK:N	2.03	1.20
3:3:485:GLU:CG	6:F:16:ARG:HG3	1.73	1.18
3:C:474:ARG:NH2	3:C:516:VAL:HG21	1.60	1.17
3:3:474:ARG:NH2	3:3:516:VAL:HG21	1.60	1.17
11:N:310:UNK:CA	11:N:350:UNK:CA	2.31	1.08
11:Q:310:UNK:CA	11:Q:350:UNK:CA	2.32	1.08
5:E:66:GLU:HG2	5:E:95:PRO:HA	1.16	1.06
3:C:561:PRO:HB3	3:C:576:ALA:HA	1.30	1.06
5:5:66:GLU:HG2	5:5:95:PRO:HA	1.16	1.06
3:3:561:PRO:HB3	3:3:576:ALA:HA	1.30	1.05
3:3:440:ARG:HG2	3:3:440:ARG:HH11	1.20	1.05
3:C:440:ARG:HG2	3:C:440:ARG:HH11	1.20	1.05
1:A:437:TRP:HB3	2:B:92:GLY:HA3	1.10	1.05
1:1:437:TRP:HB3	2:2:92:GLY:HA3	1.10	1.05
3:C:115:HIS:CD2	3:C:116:PRO:HD2	1.91	1.04
3:3:115:HIS:CD2	3:3:116:PRO:HD2	1.91	1.04
3:3:485:GLU:OE1	6:F:16:ARG:HG3	1.46	1.04
4:D:143:LEU:CD1	13:T:834:UNK:C	2.36	1.02
4:4:143:LEU:CD1	13:H:834:UNK:C	2.36	1.02
3:C:738:THR:HG22	3:C:739:PRO:HD2	1.37	1.02
3:3:738:THR:HG22	3:3:739:PRO:HD2	1.37	1.02
3:3:485:GLU:C	6:F:16:ARG:HD2	1.79	1.01
4:D:143:LEU:HD13	13:T:834:UNK:C	1.90	1.01
4:4:143:LEU:HD13	13:H:834:UNK:C	1.90	1.01
7:9:41:HIS:HB3	7:9:113:ILE:HD11	1.42	1.01
7:G:41:HIS:HB3	7:G:113:ILE:HD11	1.42	1.01
3:3:679:ARG:CZ	3:C:319:GLU:CD	2.29	1.00
3:3:679:ARG:NH2	3:C:319:GLU:CD	2.14	1.00
3:3:655:ARG:HB2	3:3:655:ARG:HH11	1.26	1.00
3:C:655:ARG:HH11	3:C:655:ARG:HB2	1.26	1.00
4:4:367:ARG:HH11	4:4:367:ARG:HG3	1.22	1.00
4:D:367:ARG:HH11	4:D:367:ARG:HG3	1.22	1.00

Continued on next page...

Continued from previous page...

Atom-1	Atom-2	Interatomic distance (Å)	Clash overlap (Å)
3:3:485:GLU:OE1	6:F:16:ARG:HG2	1.59	1.00
11:N:1001:UNK:C	11:N:1059:UNK:C	2.40	0.99
11:Q:1001:UNK:C	11:Q:1059:UNK:C	2.40	0.99
1:1:186:THR:HG23	1:1:200:ARG:H	1.27	0.99
1:A:186:THR:HG23	1:A:200:ARG:H	1.27	0.99
3:3:501:LYS:HD2	3:3:501:LYS:H	1.27	0.98
3:C:501:LYS:H	3:C:501:LYS:HD2	1.27	0.98
1:1:16:THR:HG21	1:1:229:PRO:HB3	1.44	0.98
1:A:16:THR:HG21	1:A:229:PRO:HB3	1.44	0.98
6:F:145:GLU:HG2	7:G:31:VAL:HG21	1.43	0.97
6:6:145:GLU:HG2	7:9:31:VAL:HG21	1.43	0.97
10:P:920:UNK:C	10:P:1200:UNK:H2	1.78	0.97
10:M:920:UNK:C	10:M:1200:UNK:H2	1.78	0.97
3:3:485:GLU:CD	6:F:16:ARG:CG	2.26	0.97
1:A:90:ILE:HD11	1:A:211:LEU:HD22	1.48	0.96
3:C:474:ARG:HH21	3:C:516:VAL:HG21	1.12	0.95
1:1:90:ILE:HD11	1:1:211:LEU:HD22	1.48	0.95
3:3:474:ARG:HH21	3:3:516:VAL:HG21	1.12	0.95
3:3:440:ARG:HH11	3:3:440:ARG:CG	1.80	0.95
3:C:440:ARG:CG	3:C:440:ARG:HH11	1.80	0.95
1:A:246:SER:HB3	1:A:268:MET:HG2	1.49	0.94
1:1:246:SER:HB3	1:1:268:MET:HG2	1.50	0.94
4:4:254:TYR:HD1	4:4:255:SER:H	1.15	0.94
1:1:104:ARG:HH21	2:2:127:SER:HB3	1.31	0.94
4:D:238:SER:HB3	4:D:279:ARG:NH2	1.83	0.94
4:4:238:SER:HB3	4:4:279:ARG:NH2	1.83	0.94
1:A:104:ARG:HH21	2:B:127:SER:HB3	1.31	0.94
4:D:254:TYR:HD1	4:D:255:SER:H	1.15	0.94
3:C:509:ALA:HB1	3:C:768:GLY:HA3	1.50	0.93
1:A:395:GLU:HB2	1:A:407:VAL:HG21	1.50	0.93
1:A:358:PRO:O	1:A:362:GLY:HA3	1.66	0.93
3:3:509:ALA:HB1	3:3:768:GLY:HA3	1.50	0.93
3:3:343:LEU:HD12	3:3:361:ALA:HB2	1.50	0.93
1:1:395:GLU:HB2	1:1:407:VAL:HG21	1.50	0.93
3:C:343:LEU:HD12	3:C:361:ALA:HB2	1.50	0.93
1:1:358:PRO:O	1:1:362:GLY:HA3	1.66	0.93
3:3:486:GLY:HA2	6:F:17:GLU:OE1	1.68	0.93
1:1:40:THR:O	1:1:44:VAL:HG23	1.70	0.92
1:A:40:THR:O	1:A:44:VAL:HG23	1.70	0.92
3:3:722:THR:HG21	3:3:756:GLY:H	1.34	0.92
3:C:722:THR:HG21	3:C:756:GLY:H	1.34	0.92

Continued on next page...

Continued from previous page...

Atom-1	Atom-2	Interatomic distance (Å)	Clash overlap (Å)
3:3:374:ARG:NH2	3:3:684:ARG:HG3	1.87	0.89
3:C:374:ARG:NH2	3:C:684:ARG:HG3	1.87	0.88
3:3:689:LYS:HE3	3:3:771:VAL:HG13	1.55	0.88
3:C:689:LYS:HE3	3:C:771:VAL:HG13	1.55	0.88
10:P:920:UNK:CA	10:P:1200:UNK:H2	1.77	0.88
10:M:920:UNK:CA	10:M:1200:UNK:H2	1.77	0.88
3:3:279:ALA:HB2	3:3:290:ILE:HG12	1.56	0.88
3:C:279:ALA:HB2	3:C:290:ILE:HG12	1.56	0.88
3:C:115:HIS:CG	3:C:116:PRO:HD2	2.09	0.87
3:3:115:HIS:CG	3:3:116:PRO:HD2	2.09	0.87
9:O:119:UNK:C	9:O:121:UNK:N	2.35	0.87
9:L:119:UNK:C	9:L:121:UNK:N	2.35	0.87
3:3:485:GLU:HG2	6:F:16:ARG:HG3	1.56	0.87
5:5:18:GLU:HB2	5:5:26:TRP:HB2	1.55	0.87
5:E:18:GLU:HB2	5:E:26:TRP:HB2	1.55	0.87
1:A:242:GLY:HA2	1:A:268:MET:O	1.75	0.86
1:1:242:GLY:HA2	1:1:268:MET:O	1.75	0.86
6:F:117:MET:HE2	7:G:99:ILE:HG12	1.57	0.86
3:C:136:GLU:HG2	5:E:189:ARG:HG2	1.55	0.86
3:3:136:GLU:HG2	5:5:189:ARG:HG2	1.55	0.86
6:6:117:MET:HE2	7:9:99:ILE:HG12	1.57	0.86
1:A:162:LEU:O	1:A:165:THR:HG22	1.76	0.86
1:1:162:LEU:O	1:1:165:THR:HG22	1.76	0.86
1:1:186:THR:CG2	1:1:200:ARG:H	1.88	0.86
1:A:186:THR:CG2	1:A:200:ARG:H	1.88	0.85
10:P:404:UNK:CA	11:Q:662:UNK:CA	2.53	0.85
1:1:297:THR:HG22	1:1:322:MET:HG3	1.58	0.85
1:A:297:THR:HG22	1:A:322:MET:HG3	1.58	0.85
3:3:396:ALA:HB3	3:3:448:MET:HB2	1.57	0.85
10:M:404:UNK:CA	11:N:662:UNK:CA	2.53	0.85
3:C:396:ALA:HB3	3:C:448:MET:HB2	1.57	0.85
1:1:253:GLN:HE21	1:1:253:GLN:N	1.75	0.85
1:A:253:GLN:N	1:A:253:GLN:HE21	1.75	0.85
8:7:87:PRO:O	8:7:88:ARG:HB2	1.74	0.85
8:J:87:PRO:O	8:J:88:ARG:HB2	1.74	0.85
1:A:245:GLN:HB2	1:A:314:GLU:OE1	1.75	0.84
1:1:245:GLN:HB2	1:1:314:GLU:OE1	1.76	0.84
5:5:52:ILE:CG2	5:5:114:LEU:HB3	2.07	0.84
5:E:52:ILE:CG2	5:E:114:LEU:HB3	2.07	0.84
1:A:401:PRO:HB2	16:A:440:FMN:HM83	1.60	0.84
4:D:143:LEU:HD12	13:T:834:UNK:C	2.06	0.84

Continued on next page...

Continued from previous page...

Atom-1	Atom-2	Interatomic distance (Å)	Clash overlap (Å)
4:4:143:LEU:HD12	13:H:834:UNK:C	2.06	0.84
1:1:401:PRO:HB2	16:1:440:FMN:HM83	1.60	0.84
4:D:115:THR:HG21	4:D:297:LEU:HD13	1.60	0.84
3:C:689:LYS:HG3	3:C:771:VAL:HA	1.59	0.83
4:4:115:THR:HG21	4:4:297:LEU:HD13	1.60	0.83
3:3:689:LYS:HG3	3:3:771:VAL:HA	1.59	0.83
3:3:226:ILE:HD12	3:3:235:LEU:HD13	1.58	0.83
3:C:226:ILE:HD12	3:C:235:LEU:HD13	1.58	0.83
10:P:704:UNK:C	10:P:706:UNK:N	2.40	0.83
5:E:121:LEU:HB3	5:E:146:LEU:HB2	1.60	0.83
10:M:704:UNK:C	10:M:706:UNK:N	2.40	0.83
5:5:121:LEU:HB3	5:5:146:LEU:HB2	1.60	0.83
6:F:96:TRP:HA	6:F:99:MET:HE3	1.61	0.82
3:3:186:ARG:HD2	3:3:231:PRO:HD3	1.61	0.82
6:6:96:TRP:HA	6:6:99:MET:HE3	1.61	0.82
3:C:186:ARG:HD2	3:C:231:PRO:HD3	1.61	0.82
4:D:238:SER:HB3	4:D:279:ARG:HH22	1.45	0.82
4:4:238:SER:HB3	4:4:279:ARG:HH22	1.45	0.82
1:1:331:ILE:HD12	1:1:337:MET:HE1	1.62	0.82
4:4:311:PRO:HD3	4:4:330:HIS:CE1	2.15	0.82
1:A:331:ILE:HD12	1:A:337:MET:HE1	1.62	0.81
4:D:311:PRO:HD3	4:D:330:HIS:CE1	2.15	0.81
4:D:230:ILE:HD13	5:E:77:LEU:HD12	1.61	0.81
4:4:230:ILE:HD13	5:5:77:LEU:HD12	1.61	0.81
3:C:739:PRO:HG2	3:C:771:VAL:CG1	2.11	0.81
3:3:739:PRO:HG2	3:3:771:VAL:CG1	2.11	0.81
3:C:2:VAL:HG13	3:C:89:ASP:HA	1.63	0.81
3:3:11:VAL:HG11	3:3:25:HIS:CD2	2.16	0.81
3:3:2:VAL:HG13	3:3:89:ASP:HA	1.63	0.81
1:A:88:TYR:HB2	1:A:216:THR:HG22	1.60	0.80
3:C:402:PRO:HG3	3:C:535:MET:HE1	1.61	0.80
3:3:402:PRO:HG3	3:3:535:MET:HE1	1.61	0.80
3:C:11:VAL:HG11	3:C:25:HIS:CD2	2.16	0.80
5:E:161:GLU:HG3	5:E:163:ARG:NH2	1.96	0.80
1:1:88:TYR:HB2	1:1:216:THR:HG22	1.60	0.80
5:5:161:GLU:HG3	5:5:163:ARG:NH2	1.96	0.80
1:1:104:ARG:HH21	2:2:127:SER:CB	1.94	0.80
1:A:104:ARG:HH21	2:B:127:SER:CB	1.94	0.80
3:C:584:VAL:HG12	3:C:600:VAL:HB	1.64	0.80
3:3:584:VAL:HG12	3:3:600:VAL:HB	1.64	0.80
3:3:120:PRO:HG2	8:7:42:TYR:OH	1.80	0.80

Continued on next page...

Continued from previous page...

Atom-1	Atom-2	Interatomic distance (Å)	Clash overlap (Å)
3:3:679:ARG:NH1	3:C:319:GLU:OE1	2.15	0.80
1:1:293:GLY:HA3	1:1:324:GLY:H	1.47	0.80
1:A:293:GLY:HA3	1:A:324:GLY:H	1.47	0.80
3:C:120:PRO:HG2	8:J:42:TYR:OH	1.80	0.80
3:3:722:THR:HG21	3:3:756:GLY:N	1.97	0.80
1:A:104:ARG:NH2	2:B:127:SER:HB3	1.97	0.80
3:C:722:THR:HG21	3:C:756:GLY:N	1.97	0.80
1:1:104:ARG:NH2	2:2:127:SER:HB3	1.97	0.80
16:A:440:FMN:O3'	16:A:440:FMN:N1	2.13	0.79
16:1:440:FMN:N1	16:1:440:FMN:O3'	2.13	0.79
1:A:160:LYS:HG3	1:A:161:ASN:H	1.46	0.79
3:3:694:LEU:HB3	3:3:762:ALA:HB2	1.64	0.79
1:1:160:LYS:HG3	1:1:161:ASN:H	1.46	0.79
3:C:694:LEU:HB3	3:C:762:ALA:HB2	1.64	0.79
3:C:237:ASP:OD1	3:C:239:THR:HG22	1.81	0.78
3:3:237:ASP:OD1	3:3:239:THR:HG22	1.81	0.78
4:4:212:PRO:HG2	4:4:213:ILE:HD12	1.64	0.78
4:D:212:PRO:HG2	4:D:213:ILE:HD12	1.64	0.78
1:A:415:ARG:HG2	1:A:415:ARG:O	1.82	0.78
1:1:415:ARG:HG2	1:1:415:ARG:O	1.83	0.78
5:E:37:GLU:O	5:E:41:TYR:HD1	1.67	0.78
5:5:37:GLU:O	5:5:41:TYR:HD1	1.67	0.78
3:3:485:GLU:O	6:F:16:ARG:NH1	2.16	0.77
4:D:249:ARG:HB3	4:D:257:TYR:HD1	1.48	0.77
3:3:561:PRO:CB	3:3:576:ALA:HA	2.12	0.77
4:4:249:ARG:HB3	4:4:257:TYR:HD1	1.48	0.77
3:C:561:PRO:CB	3:C:576:ALA:HA	2.12	0.77
3:3:337:ARG:H	3:3:337:ARG:CD	1.98	0.77
9:O:420:UNK:C	9:O:422:UNK:N	2.44	0.77
3:C:337:ARG:H	3:C:337:ARG:CD	1.98	0.77
3:3:655:ARG:HB2	3:3:655:ARG:NH1	1.98	0.77
9:L:420:UNK:C	9:L:422:UNK:N	2.44	0.77
3:C:655:ARG:NH1	3:C:655:ARG:HB2	1.98	0.77
7:9:33:LEU:HD11	7:9:161:TYR:HB2	1.67	0.77
7:G:33:LEU:HD11	7:G:161:TYR:HB2	1.68	0.77
1:1:98:PRO:HA	2:2:124:CYS:SG	2.26	0.77
3:3:368:HIS:CB	3:3:556:ALA:HB3	2.15	0.76
3:C:368:HIS:CB	3:C:556:ALA:HB3	2.15	0.76
1:A:98:PRO:HA	2:B:124:CYS:SG	2.26	0.76
3:C:368:HIS:HB3	3:C:556:ALA:HB3	1.67	0.76
5:E:174:LEU:HD21	5:E:180:GLY:HA2	1.67	0.76

Continued on next page...

Continued from previous page...

Atom-1	Atom-2	Interatomic distance (Å)	Clash overlap (Å)
5:5:174:LEU:HD21	5:5:180:GLY:HA2	1.67	0.76
3:3:368:HIS:HB3	3:3:556:ALA:HB3	1.67	0.76
3:3:511:VAL:O	3:3:518:ALA:HB2	1.86	0.76
3:C:511:VAL:O	3:C:518:ALA:HB2	1.86	0.76
4:D:389:GLN:HG3	4:D:390:VAL:H	1.51	0.76
4:4:389:GLN:HG3	4:4:390:VAL:H	1.51	0.76
3:C:337:ARG:H	3:C:337:ARG:HD2	1.51	0.76
3:C:160:THR:OG1	8:J:73:SER:HB3	1.86	0.76
3:3:160:THR:OG1	8:7:73:SER:HB3	1.86	0.76
4:D:367:ARG:HH11	4:D:367:ARG:CG	1.98	0.76
3:3:337:ARG:H	3:3:337:ARG:HD2	1.51	0.76
4:D:390:VAL:HB	4:D:391:PRO:HD3	1.68	0.76
4:4:367:ARG:HH11	4:4:367:ARG:CG	1.99	0.76
4:4:390:VAL:HB	4:4:391:PRO:HD3	1.68	0.76
1:1:437:TRP:CB	2:2:92:GLY:HA3	2.04	0.75
1:A:243:THR:HG22	1:A:244:GLU:H	1.51	0.75
1:1:243:THR:HG22	1:1:244:GLU:H	1.51	0.75
3:3:250:GLU:HG3	5:5:169:GLU:CD	2.05	0.75
3:C:250:GLU:HG3	5:E:169:GLU:CD	2.06	0.75
1:A:437:TRP:CB	2:B:92:GLY:HA3	2.04	0.75
7:G:44:THR:HA	7:G:138:VAL:CG1	2.16	0.75
7:9:44:THR:HA	7:9:138:VAL:CG1	2.16	0.75
4:D:283:MET:O	4:D:287:VAL:HG23	1.87	0.75
4:4:283:MET:O	4:4:287:VAL:HG23	1.87	0.75
5:E:5:ARG:HG3	5:E:5:ARG:HH11	1.51	0.75
5:5:5:ARG:HG3	5:5:5:ARG:HH11	1.51	0.75
6:6:117:MET:CE	7:9:99:ILE:HG12	2.17	0.74
6:6:99:MET:HG2	6:6:100:PRO:HD2	1.69	0.74
6:F:117:MET:CE	7:G:99:ILE:HG12	2.17	0.74
3:C:186:ARG:HD3	3:C:229:ILE:HG22	1.68	0.74
6:F:99:MET:HG2	6:F:100:PRO:HD2	1.69	0.74
3:3:186:ARG:HD3	3:3:229:ILE:HG22	1.69	0.74
3:C:690:GLY:HA3	3:C:770:ARG:NH2	2.02	0.74
3:3:690:GLY:HA3	3:3:770:ARG:NH2	2.02	0.74
7:9:40:ARG:HB2	7:9:121:MET:HE1	1.68	0.74
3:3:440:ARG:NH1	3:3:440:ARG:CG	2.46	0.74
3:C:440:ARG:NH1	3:C:440:ARG:CG	2.46	0.74
9:L:1527:UNK:C	9:L:1529:UNK:N	2.42	0.74
9:O:1527:UNK:C	9:O:1529:UNK:N	2.42	0.74
10:P:651:UNK:C	10:P:653:UNK:N	2.50	0.73
3:3:101:ARG:HB3	3:3:101:ARG:NH1	2.03	0.73

Continued on next page...

Continued from previous page...

Atom-1	Atom-2	Interatomic distance (Å)	Clash overlap (Å)
10:M:651:UNK:C	10:M:653:UNK:N	2.50	0.73
3:C:101:ARG:HB3	3:C:101:ARG:NH1	2.04	0.73
4:D:371:ARG:NH2	4:D:376:VAL:HG21	2.02	0.73
4:4:371:ARG:NH2	4:4:376:VAL:HG21	2.02	0.73
1:A:360:ARG:O	1:A:364:ALA:HB3	1.88	0.73
1:1:437:TRP:HB3	2:2:92:GLY:CA	2.05	0.73
3:C:386:SER:HB2	3:C:675:ARG:NH1	2.04	0.73
1:1:360:ARG:O	1:1:364:ALA:HB3	1.88	0.73
3:3:386:SER:HB2	3:3:675:ARG:NH1	2.04	0.73
4:D:250:LYS:HE2	4:D:262:PHE:HB3	1.69	0.73
1:A:437:TRP:HB3	2:B:92:GLY:CA	2.05	0.73
7:G:40:ARG:HB2	7:G:121:MET:CE	2.18	0.73
4:4:250:LYS:HE2	4:4:262:PHE:HB3	1.70	0.73
11:N:310:UNK:CA	11:N:350:UNK:N	2.51	0.73
11:Q:310:UNK:CA	11:Q:350:UNK:N	2.51	0.73
3:C:205:ARG:HA	3:C:209:THR:HG22	1.71	0.73
5:5:103:THR:HG22	5:5:126:PHE:HB3	1.71	0.73
2:2:24:ARG:O	2:2:27:ILE:HG13	1.89	0.73
2:B:24:ARG:O	2:B:27:ILE:HG13	1.89	0.73
5:E:103:THR:HG22	5:E:126:PHE:HB3	1.71	0.73
3:C:116:PRO:O	3:C:117:LEU:HB2	1.88	0.73
3:3:116:PRO:O	3:3:117:LEU:HB2	1.88	0.73
3:3:205:ARG:HA	3:3:209:THR:HG22	1.71	0.73
3:C:300:TRP:HB3	3:C:705:VAL:HG21	1.71	0.73
3:3:300:TRP:HB3	3:3:705:VAL:HG21	1.71	0.73
3:C:738:THR:CG2	3:C:739:PRO:HD2	2.16	0.73
4:D:168:PHE:HE1	6:F:141:PRO:HG3	1.54	0.73
6:6:165:GLU:HG2	7:9:148:ARG:HH11	1.54	0.73
3:3:738:THR:CG2	3:3:739:PRO:HD2	2.17	0.72
4:4:168:PHE:HE1	6:6:141:PRO:HG3	1.54	0.72
5:E:106:ASP:HB2	5:E:107:LEU:HD12	1.71	0.72
5:5:106:ASP:HB2	5:5:107:LEU:HD12	1.71	0.72
1:A:259:LYS:HA	1:A:284:LEU:HD21	1.72	0.72
7:9:40:ARG:HB2	7:9:121:MET:CE	2.18	0.72
6:F:165:GLU:HG2	7:G:148:ARG:HH11	1.54	0.72
1:1:259:LYS:HA	1:1:284:LEU:HD21	1.72	0.72
1:1:270:THR:O	1:1:311:MET:HG3	1.88	0.72
3:C:494:LYS:O	3:C:498:GLU:HG2	1.88	0.72
3:3:494:LYS:O	3:3:498:GLU:HG2	1.88	0.72
3:C:615:VAL:HG22	3:C:621:VAL:HG12	1.70	0.72
1:1:16:THR:HG21	1:1:229:PRO:CB	2.18	0.72

Continued on next page...

Continued from previous page...

Atom-1	Atom-2	Interatomic distance (Å)	Clash overlap (Å)
1:A:16:THR:HG21	1:A:229:PRO:CB	2.18	0.72
1:A:270:THR:O	1:A:311:MET:HG3	1.88	0.72
3:3:615:VAL:HG22	3:3:621:VAL:HG12	1.70	0.72
6:F:81:ALA:HA	6:F:108:MET:HB3	1.69	0.72
3:C:438:LYS:O	3:C:441:MET:HG3	1.88	0.72
3:3:438:LYS:O	3:3:441:MET:HG3	1.88	0.72
6:6:81:ALA:HA	6:6:108:MET:HB3	1.69	0.72
7:9:73:ALA:HB2	7:9:89:LYS:HB2	1.71	0.72
3:C:538:ALA:HB3	3:C:541:ALA:HB2	1.72	0.72
7:G:73:ALA:HB2	7:G:89:LYS:HB2	1.71	0.72
3:3:679:ARG:NH1	3:C:319:GLU:OE2	2.21	0.72
3:3:538:ALA:HB3	3:3:541:ALA:HB2	1.72	0.72
3:3:31:PRO:HG3	3:3:137:TYR:CD1	2.24	0.72
3:3:300:TRP:HB3	3:3:705:VAL:CG2	2.20	0.72
11:N:653:UNK:C	11:N:655:UNK:N	2.51	0.72
3:C:31:PRO:HG3	3:C:137:TYR:CD1	2.24	0.72
3:C:300:TRP:HB3	3:C:705:VAL:CG2	2.20	0.72
11:Q:653:UNK:C	11:Q:655:UNK:N	2.51	0.72
5:E:3:LEU:HB2	5:E:86:SER:HB2	1.70	0.72
4:D:105:LEU:HD13	4:D:309:ILE:HD13	1.72	0.72
4:4:105:LEU:HD13	4:4:309:ILE:HD13	1.72	0.72
3:3:679:ARG:NH2	3:C:319:GLU:OE1	2.22	0.72
3:3:55:PRO:HD3	3:3:74:GLN:H	1.53	0.72
5:5:3:LEU:HB2	5:5:86:SER:HB2	1.71	0.72
9:L:1526:UNK:C	9:L:1528:UNK:N	2.53	0.71
9:O:1526:UNK:C	9:O:1528:UNK:N	2.53	0.71
3:C:55:PRO:HD3	3:C:74:GLN:H	1.53	0.71
6:6:148:ILE:HG21	7:9:27:PRO:HG3	1.70	0.71
2:B:136:VAL:HG21	2:B:163:LEU:HD13	1.72	0.71
6:F:148:ILE:HG21	7:G:27:PRO:HG3	1.70	0.71
2:2:109:GLY:HA2	8:7:91:ILE:HD13	1.72	0.71
4:4:47:LEU:HD13	4:4:52:VAL:HA	1.72	0.71
4:D:47:LEU:HD13	4:D:52:VAL:HA	1.73	0.71
4:D:314:ARG:HH11	4:D:314:ARG:HG2	1.53	0.71
3:3:501:LYS:HD2	3:3:501:LYS:N	2.02	0.71
3:C:501:LYS:N	3:C:501:LYS:HD2	2.02	0.71
4:4:314:ARG:HH11	4:4:314:ARG:HG2	1.53	0.71
2:2:136:VAL:HG21	2:2:163:LEU:HD13	1.72	0.71
2:B:109:GLY:HA2	8:J:91:ILE:HD13	1.72	0.71
12:S:413:UNK:C	12:S:415:UNK:N	2.54	0.71
3:3:367:PRO:HB2	3:3:554:LYS:HB2	1.73	0.71

Continued on next page...

Continued from previous page...

Atom-1	Atom-2	Interatomic distance (Å)	Clash overlap (Å)
1:1:222:GLU:HG3	1:1:251:LEU:HD22	1.72	0.71
1:A:222:GLU:HG3	1:A:251:LEU:HD22	1.72	0.71
3:C:367:PRO:HB2	3:C:554:LYS:HB2	1.73	0.71
3:C:398:VAL:HB	3:C:450:LEU:HD22	1.71	0.70
3:3:398:VAL:HB	3:3:450:LEU:HD22	1.71	0.70
3:C:217:GLY:O	3:C:218:LEU:HB2	1.90	0.70
3:3:217:GLY:O	3:3:218:LEU:HB2	1.90	0.70
12:R:413:UNK:C	12:R:415:UNK:N	2.54	0.70
4:D:371:ARG:HG3	5:E:51:ASP:OD1	1.91	0.70
4:4:371:ARG:HG3	5:5:51:ASP:OD1	1.91	0.70
3:C:185:LYS:HG2	3:C:188:VAL:HG22	1.73	0.70
9:O:1527:UNK:C	9:O:1530:UNK:CA	2.69	0.70
3:3:185:LYS:HG2	3:3:188:VAL:HG22	1.73	0.70
9:L:1527:UNK:C	9:L:1530:UNK:CA	2.69	0.70
4:D:285:GLU:O	4:D:289:ILE:HG12	1.91	0.70
7:G:44:THR:HA	7:G:138:VAL:HG13	1.73	0.70
7:9:44:THR:HA	7:9:138:VAL:HG13	1.73	0.70
5:5:80:TRP:HA	5:5:80:TRP:CE3	2.25	0.70
5:E:80:TRP:CE3	5:E:80:TRP:HA	2.25	0.70
3:C:739:PRO:HG2	3:C:771:VAL:HG12	1.72	0.70
3:3:591:HIS:ND1	3:3:592:PRO:HD2	2.07	0.70
3:3:739:PRO:HG2	3:3:771:VAL:HG12	1.72	0.70
4:4:285:GLU:O	4:4:289:ILE:HG12	1.91	0.70
3:C:101:ARG:NH1	3:C:140:TYR:CD1	2.59	0.70
4:D:371:ARG:HH22	4:D:376:VAL:HG21	1.57	0.70
3:C:591:HIS:ND1	3:C:592:PRO:HD2	2.07	0.70
3:3:101:ARG:NH1	3:3:140:TYR:CD1	2.59	0.70
4:4:371:ARG:HH22	4:4:376:VAL:HG21	1.57	0.70
1:1:267:PRO:O	1:1:270:THR:HG23	1.91	0.70
10:P:820:UNK:C	10:P:824:UNK:N	2.55	0.70
1:A:267:PRO:O	1:A:270:THR:HG23	1.91	0.70
3:C:309:PRO:HG2	3:C:320:ALA:O	1.92	0.70
10:M:820:UNK:C	10:M:824:UNK:N	2.55	0.70
3:3:309:PRO:HG2	3:3:320:ALA:O	1.92	0.69
3:3:459:MET:HG2	3:3:465:HIS:HB2	1.75	0.69
4:D:40:VAL:HG13	4:D:404:MET:HG3	1.73	0.69
5:E:186:GLY:HA2	5:E:190:LYS:HD3	1.74	0.69
4:4:40:VAL:HG13	4:4:404:MET:HG3	1.73	0.69
1:A:402:LEU:HD13	14:A:439:SF4:S1	2.33	0.69
5:5:186:GLY:HA2	5:5:190:LYS:HD3	1.74	0.69
1:1:402:LEU:HD13	14:1:439:SF4:S1	2.33	0.69

Continued on next page...

Continued from previous page...

Atom-1	Atom-2	Interatomic distance (Å)	Clash overlap (Å)
9:L:1522:UNK:C	9:L:1524:UNK:N	2.54	0.69
6:6:151:VAL:O	6:6:155:GLN:HB2	1.90	0.69
9:O:1522:UNK:C	9:O:1524:UNK:N	2.54	0.69
3:C:459:MET:HG2	3:C:465:HIS:HB2	1.75	0.69
5:E:33:ARG:O	5:E:37:GLU:HB2	1.92	0.69
5:5:33:ARG:O	5:5:37:GLU:HB2	1.92	0.69
6:F:151:VAL:O	6:F:155:GLN:HB2	1.91	0.69
1:1:203:PRO:HB2	1:1:204:PRO:HD3	1.75	0.69
1:A:303:THR:OG1	1:A:306:VAL:HG23	1.91	0.69
1:A:312:SER:N	1:A:316:LEU:HD12	2.07	0.69
4:4:235:THR:HG21	4:4:352:GLU:HB2	1.73	0.69
1:1:303:THR:OG1	1:1:306:VAL:HG23	1.91	0.69
3:3:693:TYR:HB3	3:3:759:TYR:HD2	1.57	0.69
1:A:203:PRO:HB2	1:A:204:PRO:HD3	1.75	0.69
1:1:312:SER:N	1:1:316:LEU:HD12	2.07	0.69
4:D:235:THR:HG21	4:D:352:GLU:HB2	1.73	0.69
3:C:693:TYR:HB3	3:C:759:TYR:HD2	1.57	0.69
1:1:370:LEU:O	1:1:374:ILE:HG22	1.92	0.69
1:A:370:LEU:O	1:A:374:ILE:HG22	1.92	0.69
1:A:312:SER:H	1:A:316:LEU:HD12	1.58	0.69
4:4:261:THR:H	4:4:292:GLN:HE22	1.39	0.69
1:1:312:SER:H	1:1:316:LEU:HD12	1.59	0.68
4:D:261:THR:H	4:D:292:GLN:HE22	1.39	0.68
6:6:113:SER:HB3	7:9:96:LEU:HD13	1.75	0.68
8:7:121:ARG:HH11	8:7:121:ARG:HG3	1.58	0.68
8:J:121:ARG:HG3	8:J:121:ARG:HH11	1.58	0.68
6:F:113:SER:HB3	7:G:96:LEU:HD13	1.75	0.68
3:C:374:ARG:HH21	3:C:684:ARG:HG3	1.57	0.68
4:4:218:ALA:HB1	4:4:272:VAL:HG22	1.74	0.68
1:1:341:MET:CE	1:1:409:PRO:HB2	2.23	0.68
1:A:149:ILE:HD13	1:A:171:LEU:HB3	1.74	0.68
3:C:542:ARG:HH11	3:C:542:ARG:HB2	1.58	0.68
3:3:374:ARG:HH21	3:3:684:ARG:HG3	1.57	0.68
1:1:149:ILE:HD13	1:1:171:LEU:HB3	1.74	0.68
1:A:29:LEU:HD22	1:A:33:LEU:HG	1.74	0.68
1:A:341:MET:CE	1:A:409:PRO:HB2	2.23	0.68
4:D:98:ALA:O	4:D:102:GLU:HG3	1.94	0.68
4:4:98:ALA:O	4:4:102:GLU:HG3	1.94	0.68
4:4:96:ALA:HB2	4:4:346:THR:HG21	1.76	0.68
4:D:96:ALA:HB2	4:D:346:THR:HG21	1.76	0.68
4:D:218:ALA:HB1	4:D:272:VAL:HG22	1.74	0.68

Continued on next page...

Continued from previous page...

Atom-1	Atom-2	Interatomic distance (Å)	Clash overlap (Å)
3:3:175:ILE:HB	3:3:238:LEU:HD22	1.75	0.68
3:3:542:ARG:HB2	3:3:542:ARG:HH11	1.58	0.68
1:1:29:LEU:HD22	1:1:33:LEU:HG	1.75	0.68
7:G:40:ARG:HB2	7:G:121:MET:HE1	1.74	0.68
1:A:253:GLN:H	1:A:253:GLN:HE21	1.42	0.68
3:3:567:TYR:HA	3:3:584:VAL:HG23	1.75	0.68
4:D:40:VAL:O	4:D:40:VAL:HG22	1.94	0.68
3:C:175:ILE:HB	3:C:238:LEU:HD22	1.75	0.68
3:C:117:LEU:N	4:D:321:MET:CE	2.57	0.68
1:1:253:GLN:HE21	1:1:253:GLN:H	1.42	0.68
3:C:567:TYR:HA	3:C:584:VAL:HG23	1.75	0.68
4:4:40:VAL:O	4:4:40:VAL:HG22	1.94	0.68
3:3:117:LEU:N	4:4:321:MET:CE	2.57	0.68
4:D:367:ARG:NH1	4:D:367:ARG:HG3	2.03	0.68
5:E:163:ARG:HD2	7:G:69:TYR:CD1	2.29	0.68
5:5:163:ARG:HD2	7:9:69:TYR:CD1	2.29	0.68
3:C:117:LEU:N	4:D:321:MET:HE1	2.08	0.67
5:E:2:ARG:HG3	5:E:84:ASP:OD2	1.94	0.67
5:5:2:ARG:HG3	5:5:84:ASP:OD2	1.94	0.67
3:3:117:LEU:N	4:4:321:MET:HE1	2.08	0.67
4:4:367:ARG:HG3	4:4:367:ARG:NH1	2.03	0.67
3:C:279:ALA:CB	3:C:290:ILE:HG12	2.24	0.67
3:3:279:ALA:CB	3:3:290:ILE:HG12	2.24	0.67
6:F:163:TYR:HD1	7:G:152:ARG:NH1	1.91	0.67
6:6:163:TYR:HD1	7:9:152:ARG:NH1	1.91	0.67
10:P:401:UNK:CA	11:Q:663:UNK:CA	2.72	0.67
4:4:224:ILE:HD11	4:4:275:ARG:NH1	2.09	0.67
4:D:224:ILE:HD11	4:D:275:ARG:NH1	2.09	0.67
10:M:401:UNK:CA	11:N:663:UNK:CA	2.72	0.67
3:3:117:LEU:HD23	4:4:321:MET:HA	1.77	0.67
4:4:311:PRO:HD3	4:4:330:HIS:NE2	2.09	0.67
4:D:311:PRO:HD3	4:D:330:HIS:NE2	2.09	0.67
5:5:50:ALA:HB3	5:5:73:GLU:HB3	1.78	0.67
2:B:77:LYS:H	2:B:116:LEU:HA	1.58	0.66
2:2:77:LYS:H	2:2:116:LEU:HA	1.58	0.66
5:E:50:ALA:HB3	5:E:73:GLU:HB3	1.78	0.66
1:1:288:GLN:HB3	1:1:333:GLU:HG2	1.77	0.66
3:C:117:LEU:HD23	4:D:321:MET:HA	1.77	0.66
5:E:5:ARG:HG3	5:E:5:ARG:NH1	2.07	0.66
1:A:93:ALA:HB1	1:A:107:LEU:HD11	1.75	0.66
1:A:288:GLN:HB3	1:A:333:GLU:HG2	1.77	0.66

Continued on next page...

Continued from previous page...

Atom-1	Atom-2	Interatomic distance (Å)	Clash overlap (Å)
3:3:679:ARG:CZ	3:C:319:GLU:OE1	2.42	0.66
3:C:586:HIS:NE2	3:C:640:VAL:HG21	2.10	0.66
3:3:586:HIS:NE2	3:3:640:VAL:HG21	2.10	0.66
5:5:5:ARG:HG3	5:5:5:ARG:NH1	2.07	0.66
1:1:93:ALA:HB1	1:1:107:LEU:HD11	1.75	0.66
3:C:132:ASP:O	3:C:136:GLU:HG3	1.95	0.66
3:3:132:ASP:O	3:3:136:GLU:HG3	1.95	0.66
6:6:119:ASN:HA	6:6:125:GLN:HE22	1.61	0.66
6:F:119:ASN:HA	6:F:125:GLN:HE22	1.61	0.66
4:4:274:ASP:O	4:4:278:VAL:HG23	1.96	0.66
4:D:99:LEU:HB3	4:D:344:VAL:HG21	1.77	0.66
3:3:367:PRO:CB	3:3:554:LYS:HB2	2.26	0.66
4:4:116:ILE:O	4:4:120:LEU:HB2	1.96	0.66
4:4:99:LEU:HB3	4:4:344:VAL:HG21	1.77	0.66
3:C:367:PRO:CB	3:C:554:LYS:HB2	2.26	0.66
4:D:116:ILE:O	4:D:120:LEU:HB2	1.96	0.66
4:D:274:ASP:O	4:D:278:VAL:HG23	1.96	0.66
3:3:485:GLU:CG	6:F:16:ARG:CG	2.65	0.66
4:4:341:GLU:HG2	4:4:358:VAL:HG22	1.77	0.66
3:3:285:VAL:HG22	3:3:286:ASN:H	1.61	0.66
3:C:285:VAL:HG22	3:C:286:ASN:H	1.61	0.66
4:D:341:GLU:HG2	4:D:358:VAL:HG22	1.77	0.65
6:F:16:ARG:HA	6:F:21:PHE:CD2	2.32	0.65
1:1:437:TRP:CZ3	2:2:96:LEU:HB2	2.31	0.65
3:C:20:MET:HE1	3:C:83:CYS:HB2	1.79	0.65
1:A:437:TRP:CZ3	2:B:96:LEU:HB2	2.31	0.65
4:D:404:MET:HA	4:D:407:VAL:CG1	2.27	0.65
4:4:404:MET:HA	4:4:407:VAL:CG1	2.27	0.65
3:3:715:GLU:HB3	3:3:746:ARG:CZ	2.26	0.65
3:C:715:GLU:HB3	3:C:746:ARG:CZ	2.25	0.65
1:1:341:MET:HE1	1:1:409:PRO:HB2	1.77	0.65
6:6:16:ARG:HA	6:6:21:PHE:CD2	2.32	0.65
3:3:117:LEU:CD2	4:4:321:MET:HA	2.26	0.65
4:4:263:ASP:HB2	4:4:285:GLU:CD	2.17	0.65
3:C:117:LEU:CD2	4:D:321:MET:HA	2.26	0.65
1:A:341:MET:HE1	1:A:409:PRO:HB2	1.77	0.65
4:D:263:ASP:HB2	4:D:285:GLU:CD	2.17	0.65
1:A:272:PHE:HZ	1:A:316:LEU:HD21	1.60	0.65
2:B:86:LEU:O	2:B:90:LEU:HD12	1.96	0.65
2:2:86:LEU:O	2:2:90:LEU:HD12	1.96	0.65
4:4:254:TYR:CE2	4:4:346:THR:HA	2.31	0.65

Continued on next page...

Continued from previous page...

Atom-1	Atom-2	Interatomic distance (Å)	Clash overlap (Å)
4:D:254:TYR:CE2	4:D:346:THR:HA	2.31	0.65
1:1:272:PHE:HZ	1:1:316:LEU:HD21	1.60	0.65
3:C:216:PHE:CZ	8:J:128:PHE:HD2	2.15	0.65
1:A:297:THR:HG22	1:A:322:MET:CG	2.26	0.64
3:3:216:PHE:CZ	8:7:128:PHE:HD2	2.16	0.64
1:1:297:THR:HG22	1:1:322:MET:CG	2.26	0.64
3:3:20:MET:HE1	3:3:83:CYS:HB2	1.79	0.64
7:9:46:HIS:HB3	7:9:47:PRO:HD2	1.79	0.64
7:G:46:HIS:HB3	7:G:47:PRO:HD2	1.79	0.64
3:C:583:VAL:CG2	3:C:598:ALA:HA	2.27	0.64
3:3:583:VAL:CG2	3:3:598:ALA:HA	2.27	0.64
3:3:679:ARG:NH1	3:C:319:GLU:CD	2.48	0.64
1:1:274:GLU:HG3	1:1:278:GLU:HG3	1.80	0.64
4:4:65:GLY:O	4:4:69:THR:HG22	1.98	0.64
3:C:689:LYS:HE3	3:C:771:VAL:CG1	2.27	0.64
3:3:689:LYS:HE3	3:3:771:VAL:CG1	2.27	0.64
4:D:65:GLY:O	4:D:69:THR:HG22	1.98	0.64
7:G:101:CYS:HB2	7:G:103:LEU:H	1.63	0.64
7:9:101:CYS:HB2	7:9:103:LEU:H	1.63	0.64
1:1:116:GLU:HA	1:1:119:ILE:HD12	1.80	0.64
1:A:274:GLU:HG3	1:A:278:GLU:HG3	1.80	0.64
1:A:116:GLU:HA	1:A:119:ILE:HD12	1.80	0.64
7:G:56:CYS:SG	7:G:58:LEU:HB2	2.37	0.64
1:A:99:GLY:HA3	1:A:329:ILE:HD11	1.79	0.64
7:9:56:CYS:SG	7:9:58:LEU:HB2	2.37	0.64
1:1:99:GLY:HA3	1:1:329:ILE:HD11	1.79	0.64
4:4:314:ARG:HG2	4:4:314:ARG:NH1	2.13	0.64
3:3:679:ARG:NE	3:C:319:GLU:OE2	2.31	0.63
3:3:394:ASP:OD2	3:3:501:LYS:HB2	1.98	0.63
3:C:394:ASP:OD2	3:C:501:LYS:HB2	1.98	0.63
4:4:93:HIS:CE1	4:4:353:LEU:HD11	2.33	0.63
4:D:93:HIS:CE1	4:D:353:LEU:HD11	2.33	0.63
3:C:205:ARG:CA	3:C:209:THR:HG22	2.27	0.63
4:D:314:ARG:NH1	4:D:314:ARG:HG2	2.13	0.63
3:3:205:ARG:CA	3:3:209:THR:HG22	2.28	0.63
3:3:306:LEU:HD11	3:3:308:THR:O	1.97	0.63
3:C:306:LEU:HD11	3:C:308:THR:O	1.98	0.63
5:E:10:ALA:HB1	5:E:15:TYR:HB2	1.81	0.63
3:3:224:GLY:O	3:3:227:THR:HB	1.99	0.63
5:5:144:HIS:HB2	5:5:147:ARG:HD3	1.79	0.63
3:C:304:ASN:O	3:C:589:HIS:CD2	2.52	0.63

Continued on next page...

Continued from previous page...

Atom-1	Atom-2	Interatomic distance (Å)	Clash overlap (Å)
5:5:10:ALA:HB1	5:5:15:TYR:HB2	1.81	0.63
3:3:304:ASN:O	3:3:589:HIS:CD2	2.52	0.63
5:E:144:HIS:HB2	5:E:147:ARG:HD3	1.79	0.63
3:3:485:GLU:HG2	6:F:16:ARG:CG	2.28	0.63
3:C:224:GLY:O	3:C:227:THR:HB	1.99	0.63
3:3:11:VAL:HG11	3:3:25:HIS:HD2	1.61	0.63
2:2:40:TRP:CH2	2:2:42:ARG:HG2	2.33	0.63
2:B:40:TRP:CH2	2:B:42:ARG:HG2	2.33	0.63
3:C:11:VAL:HG11	3:C:25:HIS:HD2	1.60	0.63
4:D:263:ASP:O	4:D:265:PRO:HD3	1.98	0.63
5:E:107:LEU:N	5:E:107:LEU:HD12	2.14	0.63
5:5:107:LEU:HD12	5:5:107:LEU:N	2.14	0.63
4:4:236:GLY:C	4:4:238:SER:H	2.00	0.62
6:6:83:ARG:HH11	6:6:83:ARG:HG3	1.64	0.62
4:D:70:MET:HG2	4:D:78:ASN:OD1	1.99	0.62
4:4:70:MET:HG2	4:4:78:ASN:OD1	1.99	0.62
4:D:236:GLY:C	4:D:238:SER:H	2.00	0.62
6:F:83:ARG:HG3	6:F:83:ARG:HH11	1.64	0.62
1:A:401:PRO:HB2	16:A:440:FMN:C8M	2.29	0.62
4:4:263:ASP:O	4:4:265:PRO:HD3	1.99	0.62
5:E:126:PHE:H	5:E:132:LEU:HD11	1.65	0.62
5:5:72:TYR:HB2	5:5:90:VAL:HG13	1.81	0.62
4:D:225:PRO:HG2	4:D:228:VAL:HB	1.81	0.62
5:E:72:TYR:HB2	5:E:90:VAL:HG13	1.81	0.62
1:1:401:PRO:HB2	16:1:440:FMN:C8M	2.30	0.62
4:4:225:PRO:HG2	4:4:228:VAL:HB	1.81	0.62
5:E:37:GLU:O	5:E:41:TYR:CD1	2.52	0.62
5:5:126:PHE:H	5:5:132:LEU:HD11	1.65	0.62
6:F:153:GLN:HG3	7:G:124:TYR:OH	1.99	0.62
4:D:215:TYR:CE2	4:D:219:ARG:HG3	2.34	0.62
4:4:215:TYR:CE2	4:4:219:ARG:HG3	2.34	0.62
5:5:37:GLU:O	5:5:41:TYR:CD1	2.52	0.62
5:E:39:ALA:HA	5:E:107:LEU:HD23	1.82	0.62
3:C:716:LEU:HD21	3:C:758:LEU:HB3	1.81	0.62
6:6:153:GLN:HG3	7:9:124:TYR:OH	1.99	0.62
5:E:174:LEU:CD2	5:E:180:GLY:HA2	2.30	0.62
5:5:39:ALA:HA	5:5:107:LEU:HD23	1.82	0.62
3:3:716:LEU:HD21	3:3:758:LEU:HB3	1.81	0.62
5:5:174:LEU:CD2	5:5:180:GLY:HA2	2.30	0.62
3:C:692:PHE:HE1	3:C:773:GLY:O	1.82	0.62
3:3:692:PHE:HE1	3:3:773:GLY:O	1.82	0.62

Continued on next page...

Continued from previous page...

Atom-1	Atom-2	Interatomic distance (Å)	Clash overlap (Å)
5:E:80:TRP:HA	5:E:80:TRP:HE3	1.65	0.62
1:1:50:PRO:O	1:1:53:VAL:HG12	1.99	0.62
1:A:50:PRO:O	1:A:53:VAL:HG12	1.99	0.62
5:5:80:TRP:HE3	5:5:80:TRP:HA	1.65	0.61
3:C:732:ALA:O	3:C:747:VAL:HG12	2.01	0.61
3:3:732:ALA:O	3:3:747:VAL:HG12	2.00	0.61
6:F:140:CYS:SG	7:G:99:ILE:HG13	2.39	0.61
5:5:52:ILE:HG23	5:5:114:LEU:HB3	1.82	0.61
3:C:701:ALA:HB2	3:C:763:LEU:HB2	1.80	0.61
4:D:88:LEU:HD21	6:F:48:ILE:HD13	1.82	0.61
5:E:52:ILE:HG23	5:E:114:LEU:HB3	1.82	0.61
4:D:72:HIS:O	4:D:73:ARG:HD2	2.00	0.61
4:4:72:HIS:O	4:4:73:ARG:HD2	2.00	0.61
4:4:88:LEU:HD21	6:6:48:ILE:HD13	1.82	0.61
6:6:140:CYS:SG	7:9:99:ILE:HG13	2.39	0.61
3:3:750:ARG:HB2	3:3:753:VAL:HG23	1.82	0.61
3:C:750:ARG:HB2	3:C:753:VAL:HG23	1.82	0.61
3:3:739:PRO:HG2	3:3:771:VAL:HG11	1.79	0.61
1:A:92:ASN:ND2	16:A:440:FMN:O3'	2.32	0.61
1:1:92:ASN:ND2	16:1:440:FMN:O3'	2.32	0.61
2:2:40:TRP:CD1	2:2:74:PRO:HA	2.36	0.61
5:5:5:ARG:CG	5:5:5:ARG:HH11	2.12	0.61
3:3:701:ALA:HB2	3:3:763:LEU:HB2	1.80	0.61
2:B:40:TRP:CD1	2:B:74:PRO:HA	2.36	0.61
3:C:739:PRO:HG2	3:C:771:VAL:HG11	1.79	0.61
5:5:20:ASN:HD21	5:5:24:ASN:HB2	1.65	0.61
5:E:5:ARG:HH11	5:E:5:ARG:CG	2.12	0.61
5:E:20:ASN:HD21	5:E:24:ASN:HB2	1.65	0.61
6:F:156:LYS:HG2	6:F:156:LYS:O	2.01	0.61
1:A:29:LEU:O	1:A:33:LEU:HG	2.01	0.61
1:1:29:LEU:O	1:1:33:LEU:HG	2.01	0.61
6:6:156:LYS:O	6:6:156:LYS:HG2	2.01	0.61
3:3:368:HIS:CE1	3:3:563:ALA:HB2	2.35	0.60
6:F:163:TYR:HB3	6:F:168:GLU:O	2.01	0.60
10:P:920:UNK:CA	10:P:1200:UNK:H	2.10	0.60
3:C:368:HIS:CE1	3:C:563:ALA:HB2	2.36	0.60
6:6:163:TYR:HB3	6:6:168:GLU:O	2.01	0.60
8:J:6:GLU:OE1	8:J:80:LYS:HE3	2.01	0.60
8:7:6:GLU:OE1	8:7:80:LYS:HE3	2.01	0.60
3:3:20:MET:CE	3:3:433:ALA:HB2	2.30	0.60
3:C:360:LEU:O	3:C:364:LEU:HB3	2.00	0.60

Continued on next page...

Continued from previous page...

Atom-1	Atom-2	Interatomic distance (Å)	Clash overlap (Å)
3:3:360:LEU:O	3:3:364:LEU:HB3	2.00	0.60
10:M:920:UNK:CA	10:M:1200:UNK:H	2.11	0.60
4:D:263:ASP:HB2	4:D:285:GLU:OE1	2.01	0.60
3:3:285:VAL:HG22	3:3:286:ASN:N	2.15	0.60
3:C:285:VAL:HG22	3:C:286:ASN:N	2.15	0.60
3:C:20:MET:CE	3:C:433:ALA:HB2	2.30	0.60
7:G:45:ARG:NH2	7:G:137:LEU:HD23	2.17	0.60
12:R:101:UNK:C	12:R:103:UNK:N	2.59	0.60
12:S:101:UNK:C	12:S:103:UNK:N	2.59	0.60
4:4:263:ASP:HB2	4:4:285:GLU:OE1	2.01	0.60
6:6:165:GLU:HG2	7:9:148:ARG:NH1	2.15	0.60
6:F:165:GLU:HG2	7:G:148:ARG:NH1	2.15	0.60
7:9:175:ALA:HB1	7:9:176:PRO:HD2	1.83	0.60
7:G:175:ALA:HB1	7:G:176:PRO:HD2	1.83	0.60
1:1:331:ILE:HG21	1:1:337:MET:HE2	1.84	0.60
1:A:331:ILE:HG21	1:A:337:MET:HE2	1.84	0.60
5:5:39:ALA:HA	5:5:107:LEU:CD2	2.32	0.60
4:D:393:MET:HA	4:D:396:ILE:CG2	2.32	0.60
4:4:393:MET:HA	4:4:396:ILE:CG2	2.32	0.60
7:9:45:ARG:NH2	7:9:137:LEU:HD23	2.17	0.60
6:F:107:SER:O	6:F:137:VAL:HG12	2.01	0.60
1:A:92:ASN:HD21	16:A:440:FMN:C2	2.14	0.60
1:1:92:ASN:HD21	16:1:440:FMN:C2	2.14	0.60
5:E:39:ALA:HA	5:E:107:LEU:CD2	2.32	0.60
9:O:1324:UNK:C	9:O:1326:UNK:N	2.63	0.60
13:T:119:UNK:C	13:T:121:UNK:N	2.64	0.60
6:6:107:SER:O	6:6:137:VAL:HG12	2.01	0.60
13:H:119:UNK:C	13:H:121:UNK:N	2.64	0.60
9:L:1324:UNK:C	9:L:1326:UNK:N	2.63	0.60
4:4:130:LEU:HD11	4:4:152:GLU:HB3	1.83	0.60
4:D:130:LEU:HD11	4:D:152:GLU:HB3	1.83	0.60
4:D:404:MET:HA	4:D:407:VAL:HG12	1.84	0.60
4:4:404:MET:HA	4:4:407:VAL:HG12	1.84	0.60
3:C:512:LEU:HD21	3:C:534:ALA:HB1	1.83	0.60
3:3:583:VAL:HG21	3:3:598:ALA:HA	1.83	0.59
3:3:512:LEU:HD21	3:3:534:ALA:HB1	1.83	0.59
3:3:693:TYR:HB3	3:3:759:TYR:CD2	2.37	0.59
3:3:282:VAL:HG22	3:3:285:VAL:HG12	1.83	0.59
3:C:282:VAL:HG22	3:C:285:VAL:HG12	1.83	0.59
3:C:583:VAL:HG21	3:C:598:ALA:HA	1.83	0.59
3:3:337:ARG:N	3:3:337:ARG:HD2	2.16	0.59

Continued on next page...

Continued from previous page...

Atom-1	Atom-2	Interatomic distance (Å)	Clash overlap (Å)
7:G:43:LEU:O	7:G:138:VAL:HG13	2.03	0.59
7:9:43:LEU:O	7:9:138:VAL:HG13	2.03	0.59
10:P:820:UNK:C	10:P:824:UNK:CA	2.80	0.59
10:M:820:UNK:C	10:M:824:UNK:CA	2.80	0.59
11:N:802:UNK:C	11:N:804:UNK:N	2.65	0.59
11:Q:802:UNK:C	11:Q:804:UNK:N	2.65	0.59
4:D:76:LEU:HD12	4:D:79:ILE:HD12	1.84	0.59
1:A:313:TYR:CE1	1:A:323:LEU:HD13	2.38	0.59
4:4:76:LEU:HD12	4:4:79:ILE:HD12	1.84	0.59
1:1:214:LYS:O	1:1:216:THR:HG23	2.03	0.59
3:C:205:ARG:C	3:C:209:THR:HG22	2.23	0.59
3:3:205:ARG:C	3:3:209:THR:HG22	2.23	0.59
1:1:313:TYR:CE1	1:1:323:LEU:HD13	2.38	0.59
3:3:87:VAL:HA	3:3:91:MET:HE1	1.84	0.59
1:A:214:LYS:O	1:A:216:THR:HG23	2.03	0.59
1:A:110:VAL:N	1:A:111:PRO:HD3	2.17	0.59
1:1:110:VAL:N	1:1:111:PRO:HD3	2.17	0.59
3:C:87:VAL:HA	3:C:91:MET:HE1	1.84	0.59
5:E:120:ASP:CG	5:E:134:LYS:HG3	2.22	0.59
1:A:186:THR:HG23	1:A:200:ARG:N	2.09	0.59
1:1:186:THR:HG23	1:1:200:ARG:N	2.09	0.59
4:4:85:MET:HE3	4:4:409:ARG:HG3	1.85	0.59
3:C:399:LEU:N	3:C:399:LEU:HD12	2.18	0.59
3:C:337:ARG:N	3:C:337:ARG:HD2	2.16	0.59
1:A:6:LEU:HD21	1:A:12:ARG:HG3	1.83	0.59
3:3:399:LEU:N	3:3:399:LEU:HD12	2.18	0.59
3:3:238:LEU:HD12	3:3:238:LEU:O	2.02	0.59
8:7:60:SER:HA	8:7:66:PRO:HA	1.84	0.59
8:J:60:SER:HA	8:J:66:PRO:HA	1.84	0.59
5:5:175:THR:O	5:5:177:LYS:N	2.36	0.59
7:G:67:ALA:HB2	7:G:97:ARG:HB3	1.85	0.59
5:5:120:ASP:CG	5:5:134:LYS:HG3	2.22	0.59
4:D:85:MET:HE3	4:D:409:ARG:HG3	1.85	0.58
1:1:6:LEU:HD21	1:1:12:ARG:HG3	1.83	0.58
5:E:175:THR:O	5:E:177:LYS:N	2.36	0.58
7:9:67:ALA:HB2	7:9:97:ARG:HB3	1.85	0.58
3:C:238:LEU:O	3:C:238:LEU:HD12	2.02	0.58
1:A:344:LEU:O	1:A:347:PHE:HB3	2.03	0.58
4:D:393:MET:O	4:D:396:ILE:HG22	2.03	0.58
4:4:393:MET:O	4:4:396:ILE:HG22	2.03	0.58
3:C:356:LEU:HD13	3:C:654:PHE:HD1	1.67	0.58

Continued on next page...

Continued from previous page...

Atom-1	Atom-2	Interatomic distance (Å)	Clash overlap (Å)
3:C:546:ALA:HA	3:C:678:PHE:CE2	2.39	0.58
3:3:546:ALA:HA	3:3:678:PHE:CE2	2.39	0.58
1:1:344:LEU:O	1:1:347:PHE:HB3	2.03	0.58
3:C:738:THR:HG22	3:C:739:PRO:CD	2.22	0.58
3:3:356:LEU:HD13	3:3:654:PHE:HD1	1.67	0.58
2:B:175:HIS:CE1	2:B:176:VAL:HG22	2.38	0.58
2:2:175:HIS:CE1	2:2:176:VAL:HG22	2.38	0.58
3:3:738:THR:HG22	3:3:739:PRO:CD	2.22	0.58
1:A:88:TYR:HB2	1:A:216:THR:CG2	2.32	0.58
1:1:88:TYR:HB2	1:1:216:THR:CG2	2.32	0.58
3:3:290:ILE:HG21	3:3:295:ARG:HB2	1.85	0.58
3:C:290:ILE:HG21	3:C:295:ARG:HB2	1.85	0.58
10:P:121:UNK:C	10:P:123:UNK:N	2.66	0.58
10:M:121:UNK:C	10:M:123:UNK:N	2.66	0.58
4:D:355:TYR:CE2	4:D:370:VAL:HG22	2.38	0.58
6:F:43:LEU:HB2	6:F:82:GLY:HA3	1.86	0.58
4:4:355:TYR:CE2	4:4:370:VAL:HG22	2.38	0.58
4:D:115:THR:CG2	4:D:297:LEU:HD13	2.32	0.58
3:C:300:TRP:CB	3:C:705:VAL:HG21	2.32	0.58
3:3:300:TRP:CB	3:3:705:VAL:HG21	2.32	0.58
5:5:134:LYS:HD3	5:5:137:THR:OG1	2.03	0.58
6:6:43:LEU:HB2	6:6:82:GLY:HA3	1.86	0.58
4:4:115:THR:CG2	4:4:297:LEU:HD13	2.32	0.58
1:A:17:LEU:HD12	1:A:251:LEU:HD11	1.86	0.58
6:6:16:ARG:HD3	6:6:17:GLU:OE1	2.04	0.58
5:E:134:LYS:HD3	5:E:137:THR:OG1	2.03	0.58
1:1:17:LEU:HD12	1:1:251:LEU:HD11	1.86	0.58
4:D:241:ALA:CB	4:D:278:VAL:HG21	2.34	0.58
1:1:185:GLU:HB2	1:1:218:ILE:HD12	1.84	0.58
1:A:185:GLU:HB2	1:A:218:ILE:HD12	1.84	0.58
6:F:16:ARG:HD3	6:F:17:GLU:OE1	2.04	0.58
3:3:337:ARG:HG2	3:3:340:GLU:HG2	1.86	0.58
3:C:337:ARG:HG2	3:C:340:GLU:HG2	1.86	0.58
1:A:53:VAL:HG23	1:A:231:MET:CE	2.34	0.58
1:A:139:ARG:HG2	2:B:139:GLU:HA	1.85	0.58
1:1:139:ARG:HG2	2:2:139:GLU:HA	1.85	0.58
4:4:89:HIS:CE1	4:4:92:ALA:HB2	2.39	0.58
7:9:33:LEU:HD12	7:9:33:LEU:H	1.69	0.57
4:4:241:ALA:CB	4:4:278:VAL:HG21	2.34	0.57
1:1:53:VAL:HG23	1:1:231:MET:CE	2.34	0.57
4:D:89:HIS:CE1	4:D:92:ALA:HB2	2.39	0.57

Continued on next page...

Continued from previous page...

Atom-1	Atom-2	Interatomic distance (Å)	Clash overlap (Å)
3:3:655:ARG:NH1	3:3:659:GLU:HG3	2.18	0.57
3:C:655:ARG:NH1	3:C:659:GLU:HG3	2.18	0.57
7:G:33:LEU:HD12	7:G:33:LEU:H	1.69	0.57
1:1:184:GLU:OE1	1:1:186:THR:HG22	2.04	0.57
1:A:184:GLU:OE1	1:A:186:THR:HG22	2.03	0.57
3:C:495:GLU:O	3:C:498:GLU:HB2	2.04	0.57
2:2:74:PRO:HB2	8:7:121:ARG:HH21	1.70	0.57
2:2:58:THR:HG21	3:3:200:LEU:N	2.19	0.57
1:A:241:MET:HG2	1:A:267:PRO:HB3	1.86	0.57
1:1:241:MET:HG2	1:1:267:PRO:HB3	1.86	0.57
3:3:495:GLU:O	3:3:498:GLU:HB2	2.04	0.57
3:C:693:TYR:HB3	3:C:759:TYR:CD2	2.37	0.57
2:B:74:PRO:HB2	8:J:121:ARG:HH21	1.70	0.57
4:4:278:VAL:O	4:4:282:GLU:HG3	2.04	0.57
3:3:20:MET:HE2	3:3:433:ALA:HB2	1.85	0.57
4:D:225:PRO:HG3	4:D:383:TYR:OH	2.04	0.57
4:4:225:PRO:HG3	4:4:383:TYR:OH	2.04	0.57
3:3:655:ARG:HH12	3:3:659:GLU:HG3	1.70	0.57
3:C:655:ARG:HH12	3:C:659:GLU:HG3	1.70	0.57
2:B:58:THR:HG21	3:C:200:LEU:N	2.20	0.57
9:O:1315:UNK:C	9:O:1317:UNK:N	2.67	0.57
9:L:1315:UNK:C	9:L:1317:UNK:N	2.67	0.57
1:1:16:THR:CG2	1:1:229:PRO:HB3	2.28	0.57
1:A:16:THR:CG2	1:A:229:PRO:HB3	2.28	0.57
1:A:104:ARG:NH2	2:B:127:SER:CB	2.64	0.57
3:C:136:GLU:CG	5:E:189:ARG:HG2	2.32	0.57
3:3:136:GLU:CG	5:5:189:ARG:HG2	2.32	0.57
4:D:278:VAL:O	4:D:282:GLU:HG3	2.04	0.57
3:3:197:ASP:O	3:3:199:VAL:HG22	2.05	0.57
3:C:197:ASP:O	3:C:199:VAL:HG22	2.05	0.57
1:1:104:ARG:NH2	2:2:127:SER:CB	2.64	0.57
7:G:46:HIS:HB3	7:G:47:PRO:CD	2.34	0.57
3:C:88:ALA:H	3:C:91:MET:HE2	1.69	0.57
2:2:146:THR:HG23	2:2:149:ARG:HB2	1.87	0.57
4:D:352:GLU:HB3	4:D:371:ARG:NE	2.20	0.57
4:4:352:GLU:HB3	4:4:371:ARG:NE	2.20	0.57
7:9:46:HIS:HB3	7:9:47:PRO:CD	2.34	0.57
4:D:219:ARG:NH1	4:D:273:PHE:CD2	2.73	0.57
4:4:219:ARG:NH1	4:4:273:PHE:CD2	2.73	0.57
3:3:88:ALA:H	3:3:91:MET:HE2	1.69	0.57
2:B:146:THR:HG23	2:B:149:ARG:HB2	1.87	0.57

Continued on next page...

Continued from previous page...

Atom-1	Atom-2	Interatomic distance (Å)	Clash overlap (Å)
3:3:753:VAL:HG13	3:3:759:TYR:CE1	2.40	0.57
3:C:753:VAL:HG13	3:C:759:TYR:CE1	2.40	0.57
7:G:44:THR:OG1	7:G:52:LYS:HD2	2.04	0.56
3:C:202:PHE:O	3:C:203:ILE:HD13	2.04	0.56
3:3:202:PHE:O	3:3:203:ILE:HD13	2.04	0.56
11:N:310:UNK:CA	11:N:350:UNK:H2	2.19	0.56
6:6:93:ARG:NH1	6:6:96:TRP:CE3	2.73	0.56
7:9:44:THR:OG1	7:9:52:LYS:HD2	2.04	0.56
3:C:309:PRO:HA	3:C:603:PRO:HD2	1.86	0.56
3:3:309:PRO:HA	3:3:603:PRO:HD2	1.86	0.56
1:A:65:ARG:HD2	1:A:250:LYS:HD3	1.86	0.56
11:Q:310:UNK:CA	11:Q:350:UNK:H2	2.19	0.56
7:G:40:ARG:HB2	7:G:121:MET:HE2	1.87	0.56
6:F:93:ARG:NH1	6:F:96:TRP:CE3	2.73	0.56
1:A:315:HIS:O	1:A:319:LYS:HB2	2.05	0.56
1:1:315:HIS:O	1:1:319:LYS:HB2	2.05	0.56
7:9:26:TYR:N	7:9:27:PRO:HD3	2.19	0.56
7:G:26:TYR:N	7:G:27:PRO:HD3	2.19	0.56
3:3:459:MET:CG	3:3:465:HIS:HB2	2.35	0.56
3:C:459:MET:CG	3:C:465:HIS:HB2	2.35	0.56
3:3:583:VAL:HG21	3:3:597:TYR:O	2.04	0.56
3:C:583:VAL:HG21	3:C:597:TYR:O	2.04	0.56
3:C:385:ALA:HB2	3:C:531:LYS:HB2	1.87	0.56
1:1:65:ARG:HD2	1:1:250:LYS:HD3	1.86	0.56
6:6:92:MET:HE1	6:6:127:VAL:HG13	1.87	0.56
6:F:92:MET:HE1	6:F:127:VAL:HG13	1.87	0.56
3:3:385:ALA:HB2	3:3:531:LYS:HB2	1.87	0.56
3:C:509:ALA:HB1	3:C:768:GLY:CA	2.31	0.56
3:3:509:ALA:HB1	3:3:768:GLY:CA	2.31	0.56
6:F:96:TRP:HA	6:F:99:MET:CE	2.34	0.56
6:6:96:TRP:HA	6:6:99:MET:CE	2.34	0.56
3:3:715:GLU:H	3:3:761:SER:HB2	1.71	0.56
3:C:117:LEU:H	4:D:321:MET:HE1	1.70	0.56
3:C:715:GLU:H	3:C:761:SER:HB2	1.71	0.56
4:D:45:VAL:HG13	4:D:55:VAL:HG22	1.87	0.56
2:B:135:GLN:HB2	2:B:141:TYR:HD1	1.70	0.56
3:C:405:GLU:OE1	3:C:508:GLY:HA3	2.06	0.56
3:3:405:GLU:OE1	3:3:508:GLY:HA3	2.06	0.56
3:3:117:LEU:H	4:4:321:MET:HE1	1.70	0.56
1:A:211:LEU:H	1:A:216:THR:HG21	1.71	0.56
4:4:261:THR:N	4:4:292:GLN:HE22	2.03	0.56

Continued on next page...

Continued from previous page...

Atom-1	Atom-2	Interatomic distance (Å)	Clash overlap (Å)
4:D:261:THR:N	4:D:292:GLN:HE22	2.03	0.56
1:A:29:LEU:CD1	1:A:155:ARG:HG3	2.36	0.56
1:1:29:LEU:CD1	1:1:155:ARG:HG3	2.36	0.56
4:D:183:PRO:HD3	7:G:36:ARG:NH2	2.20	0.56
4:4:183:PRO:HD3	7:9:36:ARG:NH2	2.20	0.56
4:4:45:VAL:HG13	4:4:55:VAL:HG22	1.87	0.56
2:2:135:GLN:HB2	2:2:141:TYR:HD1	1.70	0.56
1:1:211:LEU:H	1:1:216:THR:HG21	1.71	0.56
3:3:295:ARG:HD2	3:3:296:PHE:CE2	2.41	0.56
3:C:295:ARG:HD2	3:C:296:PHE:CE2	2.41	0.56
6:6:83:ARG:HD3	14:6:182:SF4:S4	2.44	0.56
3:3:507:LEU:HD22	3:3:511:VAL:HG11	1.88	0.56
3:C:507:LEU:HD22	3:C:511:VAL:HG11	1.88	0.56
3:3:675:ARG:NH1	3:C:316:ARG:HH22	2.03	0.56
3:3:568:TYR:CD1	3:3:572:PRO:HG3	2.40	0.56
3:C:568:TYR:CD1	3:C:572:PRO:HG3	2.40	0.56
3:3:717:TRP:HB2	3:3:759:TYR:HB2	1.88	0.56
3:C:717:TRP:HB2	3:C:759:TYR:HB2	1.88	0.56
1:A:63:ARG:HD3	1:A:313:TYR:HD2	1.71	0.56
1:1:63:ARG:HD3	1:1:313:TYR:HD2	1.71	0.56
3:3:682:GLU:OE1	3:3:684:ARG:NH2	2.38	0.56
3:C:682:GLU:OE1	3:C:684:ARG:NH2	2.38	0.56
6:F:83:ARG:HD3	14:F:182:SF4:S4	2.44	0.56
1:A:314:GLU:HA	1:A:317:GLN:HB3	1.87	0.56
3:3:101:ARG:HH12	3:3:140:TYR:HD1	1.47	0.56
6:F:77:VAL:HA	6:F:104:TRP:O	2.06	0.56
6:6:77:VAL:HA	6:6:104:TRP:O	2.06	0.56
3:3:246:ASN:H	3:3:246:ASN:HD22	1.52	0.56
1:1:314:GLU:HA	1:1:317:GLN:HB3	1.87	0.56
5:E:163:ARG:HD2	7:G:69:TYR:CE1	2.41	0.56
5:5:163:ARG:HD2	7:9:69:TYR:CE1	2.41	0.56
3:C:101:ARG:HH12	3:C:140:TYR:HD1	1.47	0.56
3:C:218:LEU:N	3:C:219:PRO:CD	2.69	0.56
3:3:218:LEU:N	3:3:219:PRO:CD	2.69	0.56
3:3:469:ARG:HB3	3:3:754:PRO:HB3	1.86	0.56
3:C:469:ARG:HB3	3:C:754:PRO:HB3	1.86	0.56
7:G:175:ALA:O	7:G:177:THR:HG23	2.06	0.56
3:C:246:ASN:HD22	3:C:246:ASN:H	1.52	0.56
8:7:6:GLU:CD	8:7:80:LYS:HE3	2.26	0.56
6:6:163:TYR:HD1	7:9:152:ARG:HH11	1.54	0.56
7:G:45:ARG:HH21	7:G:137:LEU:HD23	1.71	0.56

Continued on next page...

Continued from previous page...

Atom-1	Atom-2	Interatomic distance (Å)	Clash overlap (Å)
7:9:175:ALA:O	7:9:177:THR:HG23	2.06	0.56
7:9:45:ARG:HH21	7:9:137:LEU:HD23	1.71	0.56
8:J:6:GLU:CD	8:J:80:LYS:HE3	2.26	0.55
1:A:310:PRO:HG2	1:A:315:HIS:CD2	2.41	0.55
1:A:312:SER:O	1:A:316:LEU:HB2	2.06	0.55
1:1:310:PRO:HG2	1:1:315:HIS:CD2	2.41	0.55
1:1:312:SER:HG	1:1:315:HIS:HD1	1.53	0.55
6:F:163:TYR:HD1	7:G:152:ARG:HH11	1.54	0.55
1:A:312:SER:HG	1:A:315:HIS:HD1	1.53	0.55
1:1:312:SER:O	1:1:316:LEU:HB2	2.06	0.55
3:C:550:LEU:N	3:C:550:LEU:HD12	2.22	0.55
8:J:82:ILE:HG23	8:J:95:ALA:HB3	1.87	0.55
3:3:550:LEU:N	3:3:550:LEU:HD12	2.22	0.55
3:C:20:MET:HE2	3:C:433:ALA:HB2	1.87	0.55
8:7:82:ILE:HG23	8:7:95:ALA:HB3	1.87	0.55
1:1:177:ALA:HB3	2:2:67:TYR:CG	2.41	0.55
1:1:138:TYR:HB3	1:1:141:ALA:HB3	1.88	0.55
1:A:191:SER:HB2	1:A:197:ALA:HB2	1.88	0.55
2:B:10:PHE:CZ	2:B:33:ARG:HG3	2.42	0.55
1:A:177:ALA:HB3	2:B:67:TYR:CG	2.41	0.55
4:4:212:PRO:HG2	4:4:213:ILE:H	1.71	0.55
4:D:212:PRO:HG2	4:D:213:ILE:H	1.71	0.55
3:3:470:PRO:HG3	3:3:759:TYR:HE2	1.71	0.55
3:C:470:PRO:HG3	3:C:759:TYR:HE2	1.71	0.55
1:1:366:PHE:CD1	1:1:370:LEU:HD21	2.42	0.55
1:A:366:PHE:CD1	1:A:370:LEU:HD21	2.42	0.55
2:B:86:LEU:O	2:B:89:LYS:HB3	2.07	0.55
2:2:86:LEU:O	2:2:89:LYS:HB3	2.07	0.55
2:2:86:LEU:CD1	2:2:90:LEU:HD11	2.35	0.55
2:2:10:PHE:CZ	2:2:33:ARG:HG3	2.42	0.55
3:C:293:ALA:HA	3:C:699:TRP:CZ3	2.42	0.55
3:3:293:ALA:HA	3:3:699:TRP:CZ3	2.42	0.55
7:G:33:LEU:HD22	7:G:37:PHE:CD2	2.41	0.55
2:B:86:LEU:CD1	2:B:90:LEU:HD11	2.36	0.55
1:1:191:SER:HB2	1:1:197:ALA:HB2	1.88	0.55
1:A:138:TYR:HB3	1:A:141:ALA:HB3	1.89	0.55
4:4:94:ASP:HB3	4:4:173:ILE:HG21	1.88	0.55
6:F:141:PRO:HB3	14:F:182:SF4:S1	2.46	0.55
7:9:33:LEU:HD22	7:9:37:PHE:CD2	2.41	0.55
3:C:565:TYR:HD1	3:C:582:PHE:CB	2.20	0.55
2:2:101:THR:HG23	2:2:106:ILE:O	2.07	0.55

Continued on next page...

Continued from previous page...

Atom-1	Atom-2	Interatomic distance (Å)	Clash overlap (Å)
3:3:565:TYR:HD1	3:3:582:PHE:CB	2.20	0.55
4:D:94:ASP:HB3	4:D:173:ILE:HG21	1.88	0.55
6:6:141:PRO:HB3	14:6:182:SF4:S1	2.46	0.55
3:C:600:VAL:HG12	3:C:602:LEU:HD11	1.88	0.55
3:3:600:VAL:HG12	3:3:602:LEU:HD11	1.88	0.55
1:A:29:LEU:O	1:A:29:LEU:HD22	2.07	0.55
1:1:29:LEU:O	1:1:29:LEU:HD22	2.07	0.55
6:F:76:ASP:O	6:F:77:VAL:HB	2.07	0.55
6:6:76:ASP:O	6:6:77:VAL:HB	2.07	0.55
2:B:101:THR:HG23	2:B:106:ILE:O	2.07	0.55
3:3:474:ARG:NH2	3:3:516:VAL:CG2	2.53	0.55
7:9:41:HIS:CD2	7:9:115:LEU:CD2	2.89	0.55
7:G:41:HIS:CD2	7:G:115:LEU:CD2	2.89	0.55
4:D:250:LYS:CE	4:D:262:PHE:HB3	2.36	0.55
2:2:27:ILE:HG22	2:2:31:LEU:CD2	2.36	0.55
4:4:250:LYS:CE	4:4:262:PHE:HB3	2.36	0.55
2:B:27:ILE:HG22	2:B:31:LEU:CD2	2.36	0.55
6:F:40:THR:HB	6:F:50:MET:SD	2.47	0.55
6:6:40:THR:HB	6:6:50:MET:SD	2.47	0.55
4:D:40:VAL:CG1	4:D:404:MET:HG3	2.36	0.55
4:4:40:VAL:CG1	4:4:404:MET:HG3	2.36	0.55
3:C:474:ARG:NH2	3:C:516:VAL:CG2	2.53	0.54
4:4:210:GLU:O	4:4:212:PRO:HD3	2.08	0.54
1:A:107:LEU:O	1:A:111:PRO:HG3	2.06	0.54
3:C:515:THR:HG23	3:C:683:LEU:HD12	1.90	0.54
4:D:86:ASP:O	4:D:90:SER:HA	2.08	0.54
4:4:133:LEU:HD21	4:4:204:TYR:CD2	2.42	0.54
4:4:86:ASP:O	4:4:90:SER:HA	2.08	0.54
4:D:409:ARG:NH2	5:E:117:GLU:OE2	2.39	0.54
4:4:409:ARG:NH2	5:5:117:GLU:OE2	2.39	0.54
4:D:210:GLU:O	4:D:212:PRO:HD3	2.08	0.54
1:1:107:LEU:O	1:1:111:PRO:HG3	2.06	0.54
4:4:197:LEU:HA	4:4:200:ARG:HB3	1.89	0.54
4:D:133:LEU:HD21	4:D:204:TYR:CD2	2.42	0.54
5:E:25:LEU:HD23	5:E:25:LEU:H	1.72	0.54
3:C:101:ARG:NH1	3:C:140:TYR:HD1	2.05	0.54
6:F:50:MET:HB2	6:F:108:MET:HE1	1.87	0.54
3:C:216:PHE:CZ	8:J:128:PHE:CD2	2.94	0.54
4:D:197:LEU:HA	4:D:200:ARG:HB3	1.89	0.54
3:3:515:THR:HG23	3:3:683:LEU:HD12	1.90	0.54
5:5:25:LEU:H	5:5:25:LEU:HD23	1.72	0.54

Continued on next page...

Continued from previous page...

Atom-1	Atom-2	Interatomic distance (Å)	Clash overlap (Å)
3:3:101:ARG:NH1	3:3:140:TYR:HD1	2.05	0.54
6:6:50:MET:HB2	6:6:108:MET:HE1	1.87	0.54
3:3:216:PHE:CZ	8:7:128:PHE:CD2	2.94	0.54
6:6:29:ALA:HB1	6:6:158:VAL:O	2.07	0.54
5:E:25:LEU:N	5:E:25:LEU:HD23	2.22	0.54
4:D:381:LEU:HD13	4:D:400:LEU:HD12	1.90	0.54
3:3:469:ARG:HB3	3:3:754:PRO:CB	2.38	0.54
3:C:469:ARG:HB3	3:C:754:PRO:CB	2.38	0.54
1:A:332:PRO:HD2	2:B:90:LEU:CD2	2.38	0.54
1:1:332:PRO:HD2	2:2:90:LEU:CD2	2.38	0.54
6:F:29:ALA:HB1	6:F:158:VAL:O	2.07	0.54
5:5:25:LEU:N	5:5:25:LEU:HD23	2.22	0.54
8:7:50:LEU:HD12	8:7:51:PRO:HD3	1.90	0.54
8:J:50:LEU:HD12	8:J:51:PRO:HD3	1.90	0.54
4:4:374:SER:HB2	4:4:406:ASP:HB3	1.88	0.54
3:C:124:LYS:HE3	3:C:128:CYS:HA	1.89	0.54
4:D:208:PHE:O	4:D:211:SER:HB3	2.06	0.54
4:D:374:SER:HB2	4:D:406:ASP:HB3	1.89	0.54
3:3:124:LYS:HE3	3:3:128:CYS:HA	1.89	0.54
4:4:208:PHE:O	4:4:211:SER:HB3	2.06	0.54
3:3:294:GLY:HA3	14:3:786:SF4:S4	2.48	0.54
4:4:381:LEU:HD13	4:4:400:LEU:HD12	1.90	0.54
3:C:294:GLY:HA3	14:C:786:SF4:S4	2.48	0.54
6:6:138:PRO:CG	7:9:121:MET:HG3	2.38	0.54
2:2:27:ILE:HG22	2:2:31:LEU:HD22	1.90	0.54
1:1:301:PRO:HB2	1:1:303:THR:HG23	1.89	0.54
3:3:268:ASP:OD2	3:3:278:ARG:NH1	2.41	0.54
3:3:52:ILE:O	3:3:76:GLN:HG2	2.07	0.54
6:F:138:PRO:CG	7:G:121:MET:HG3	2.38	0.54
3:3:55:PRO:HG3	3:3:74:GLN:HB2	1.90	0.54
1:A:301:PRO:HB2	1:A:303:THR:HG23	1.89	0.54
1:A:332:PRO:HD2	2:B:90:LEU:HD23	1.89	0.54
7:G:133:LYS:O	7:G:137:LEU:HD13	2.07	0.54
7:9:133:LYS:O	7:9:137:LEU:HD13	2.07	0.54
3:3:401:ASP:OD2	3:3:457:PRO:HD2	2.08	0.54
3:C:52:ILE:O	3:C:76:GLN:HG2	2.07	0.54
6:6:130:VAL:HG23	6:6:131:VAL:HG13	1.89	0.54
3:C:268:ASP:OD2	3:C:278:ARG:NH1	2.41	0.54
3:C:401:ASP:OD2	3:C:457:PRO:HD2	2.08	0.54
6:F:130:VAL:HG23	6:F:131:VAL:HG13	1.89	0.54
6:6:83:ARG:HA	6:6:111:CYS:HB3	1.89	0.54

Continued on next page...

Continued from previous page...

Atom-1	Atom-2	Interatomic distance (Å)	Clash overlap (Å)
2:B:27:ILE:HG22	2:B:31:LEU:HD22	1.90	0.54
1:1:332:PRO:HD2	2:2:90:LEU:HD23	1.89	0.54
5:5:123:GLY:HA2	5:5:144:HIS:CE1	2.43	0.54
3:C:473:GLU:O	3:C:477:LEU:CD1	2.56	0.54
3:C:352:GLU:HG3	3:C:664:LEU:HD11	1.90	0.54
3:3:352:GLU:HG3	3:3:664:LEU:HD11	1.90	0.54
4:D:179:LYS:HE3	7:G:106:GLU:OE1	2.07	0.54
3:3:473:GLU:O	3:3:477:LEU:CD1	2.56	0.54
4:4:179:LYS:HE3	7:9:106:GLU:OE1	2.07	0.54
5:E:16:PRO:HB2	5:E:28:VAL:HG12	1.90	0.54
6:F:83:ARG:HA	6:F:111:CYS:HB3	1.89	0.54
3:C:55:PRO:HG3	3:C:74:GLN:HB2	1.90	0.54
4:D:261:THR:H	4:D:292:GLN:NE2	2.04	0.54
5:E:123:GLY:HA2	5:E:144:HIS:CE1	2.43	0.54
6:6:104:TRP:NE1	6:6:158:VAL:HG12	2.23	0.54
3:C:43:GLY:HA2	15:C:787:FES:S1	2.48	0.54
5:5:16:PRO:HB2	5:5:28:VAL:HG12	1.90	0.54
3:C:410:HIS:HA	3:C:458:LEU:HD21	1.89	0.54
4:4:261:THR:H	4:4:292:GLN:NE2	2.04	0.53
6:F:104:TRP:NE1	6:F:158:VAL:HG12	2.23	0.53
1:1:89:LEU:HD12	1:1:217:THR:HG22	1.90	0.53
1:A:89:LEU:HD12	1:A:217:THR:HG22	1.90	0.53
3:3:43:GLY:HA2	15:3:787:FES:S1	2.48	0.53
3:3:410:HIS:HA	3:3:458:LEU:HD21	1.90	0.53
1:A:354:GLY:O	1:A:360:ARG:NH1	2.38	0.53
3:3:684:ARG:HH11	3:3:684:ARG:HG2	1.73	0.53
3:C:684:ARG:HH11	3:C:684:ARG:HG2	1.73	0.53
4:D:105:LEU:HD13	4:D:309:ILE:CD1	2.36	0.53
4:4:105:LEU:HD13	4:4:309:ILE:CD1	2.36	0.53
3:C:356:LEU:HD13	3:C:654:PHE:CD1	2.43	0.53
3:3:356:LEU:HD13	3:3:654:PHE:CD1	2.43	0.53
2:2:106:ILE:CG2	2:2:110:GLU:HB2	2.38	0.53
2:B:106:ILE:CG2	2:B:110:GLU:HB2	2.38	0.53
3:C:305:ARG:HG2	3:C:588:SER:O	2.08	0.53
5:5:167:PRO:C	5:5:171:ARG:HH12	2.11	0.53
3:3:305:ARG:HG2	3:3:588:SER:O	2.08	0.53
5:E:167:PRO:C	5:E:171:ARG:HH12	2.11	0.53
3:C:279:ALA:HB2	3:C:290:ILE:CG1	2.35	0.53
1:1:354:GLY:O	1:1:360:ARG:NH1	2.38	0.53
3:3:31:PRO:HD3	3:3:137:TYR:CE2	2.44	0.53
3:C:31:PRO:HD3	3:C:137:TYR:CE2	2.44	0.53

Continued on next page...

Continued from previous page...

Atom-1	Atom-2	Interatomic distance (Å)	Clash overlap (Å)
3:3:218:LEU:N	3:3:219:PRO:HD3	2.23	0.53
3:3:279:ALA:HB2	3:3:290:ILE:CG1	2.35	0.53
4:D:262:PHE:CD1	4:D:289:ILE:HD11	2.43	0.53
4:4:262:PHE:CD1	4:4:289:ILE:HD11	2.43	0.53
3:3:367:PRO:HB2	3:3:554:LYS:CB	2.39	0.53
3:C:367:PRO:HB2	3:C:554:LYS:CB	2.39	0.53
3:C:218:LEU:N	3:C:219:PRO:HD3	2.24	0.53
5:5:53:VAL:HG13	5:5:71:VAL:HB	1.91	0.53
5:E:53:VAL:HG13	5:E:71:VAL:HB	1.91	0.53
3:3:225:ASN:HD21	3:3:289:TRP:HB3	1.74	0.53
3:C:225:ASN:HD21	3:C:289:TRP:HB3	1.74	0.53
3:C:101:ARG:NH1	3:C:140:TYR:CE1	2.77	0.53
4:4:105:LEU:CD1	4:4:309:ILE:HD13	2.37	0.53
3:C:701:ALA:HB2	3:C:763:LEU:CB	2.39	0.53
3:3:282:VAL:HG22	3:3:282:VAL:O	2.08	0.53
1:1:41:ALA:HB2	1:1:116:GLU:HG3	1.90	0.53
3:C:261:VAL:CG2	14:C:786:SF4:S2	2.97	0.53
6:6:128:ASP:HA	6:6:131:VAL:O	2.08	0.53
3:C:232:VAL:HB	14:C:784:SF4:S2	2.49	0.53
3:3:232:VAL:HB	14:3:784:SF4:S2	2.49	0.53
1:A:9:LEU:O	1:A:9:LEU:HG	2.08	0.53
3:3:101:ARG:NH1	3:3:140:TYR:CE1	2.77	0.53
4:D:105:LEU:CD1	4:D:309:ILE:HD13	2.37	0.53
3:3:701:ALA:HB2	3:3:763:LEU:CB	2.39	0.53
3:C:282:VAL:O	3:C:282:VAL:HG22	2.09	0.53
1:A:41:ALA:HB2	1:A:116:GLU:HG3	1.90	0.53
3:3:261:VAL:CG2	14:3:786:SF4:S2	2.97	0.53
6:F:128:ASP:HA	6:F:131:VAL:O	2.08	0.53
3:C:299:GLU:O	3:C:303:GLN:HB2	2.09	0.53
5:E:42:LYS:HB2	5:E:108:TRP:CZ2	2.43	0.53
3:3:299:GLU:O	3:3:303:GLN:HB2	2.09	0.53
1:A:283:PRO:HB3	1:A:287:ILE:HD13	1.90	0.53
1:1:9:LEU:HG	1:1:9:LEU:O	2.08	0.53
1:1:283:PRO:HB3	1:1:287:ILE:HD13	1.90	0.53
3:3:451:PHE:HE1	3:3:466:GLU:HB3	1.74	0.53
3:C:451:PHE:HE1	3:C:466:GLU:HB3	1.74	0.53
3:3:510:GLY:O	3:3:514:ASP:HB3	2.08	0.53
5:5:42:LYS:HB2	5:5:108:TRP:CZ2	2.44	0.53
5:E:66:GLU:CG	5:E:95:PRO:HA	2.11	0.52
3:3:248:GLU:HG2	5:5:170:PHE:CE1	2.44	0.52
3:C:510:GLY:O	3:C:514:ASP:HB3	2.08	0.52

Continued on next page...

Continued from previous page...

Atom-1	Atom-2	Interatomic distance (Å)	Clash overlap (Å)
3:C:248:GLU:HG2	5:E:170:PHE:CE1	2.44	0.52
5:5:66:GLU:CG	5:5:95:PRO:HA	2.11	0.52
1:A:313:TYR:HE1	1:A:323:LEU:HD13	1.74	0.52
3:C:385:ALA:HB2	3:C:531:LYS:CB	2.40	0.52
1:A:60:SER:HA	1:A:235:ALA:HB1	1.91	0.52
1:1:60:SER:HA	1:1:235:ALA:HB1	1.91	0.52
6:F:90:PRO:O	6:F:93:ARG:HB3	2.09	0.52
6:6:90:PRO:O	6:6:93:ARG:HB3	2.09	0.52
1:1:313:TYR:HE1	1:1:323:LEU:HD13	1.74	0.52
3:3:385:ALA:HB2	3:3:531:LYS:CB	2.40	0.52
4:D:197:LEU:N	4:D:198:PRO:HD2	2.24	0.52
1:1:42:LYS:HG3	1:1:46:LYS:HE3	1.91	0.52
1:A:42:LYS:HG3	1:A:46:LYS:HE3	1.91	0.52
4:4:197:LEU:N	4:4:198:PRO:HD2	2.24	0.52
4:4:381:LEU:H	4:4:382:PRO:HD2	1.74	0.52
3:C:481:LEU:HD22	3:C:527:ARG:NH1	2.25	0.52
3:3:481:LEU:HD22	3:3:527:ARG:NH1	2.25	0.52
6:6:138:PRO:HG2	7:9:121:MET:HG3	1.92	0.52
6:F:138:PRO:HG2	7:G:121:MET:HG3	1.92	0.52
1:A:246:SER:HB3	1:A:268:MET:CG	2.32	0.52
1:A:289:ALA:HB3	1:A:337:MET:HE3	1.91	0.52
1:A:289:ALA:HB3	1:A:337:MET:CE	2.40	0.52
8:7:117:ALA:O	8:7:121:ARG:HG2	2.10	0.52
5:5:144:HIS:O	5:5:147:ARG:HG2	2.10	0.52
5:E:144:HIS:O	5:E:147:ARG:HG2	2.10	0.52
1:A:139:ARG:CG	2:B:140:PRO:HD3	2.39	0.52
1:1:139:ARG:CG	2:2:140:PRO:HD3	2.39	0.52
4:D:381:LEU:H	4:D:382:PRO:HD2	1.74	0.52
3:3:720:PRO:HG3	3:3:749:HIS:HB3	1.91	0.52
4:4:294:LEU:O	4:4:294:LEU:HD23	2.09	0.52
1:1:289:ALA:HB3	1:1:337:MET:CE	2.40	0.52
1:1:289:ALA:HB3	1:1:337:MET:HE3	1.91	0.52
8:J:117:ALA:O	8:J:121:ARG:HG2	2.10	0.52
2:B:139:GLU:CB	2:B:140:PRO:HD2	2.40	0.52
2:2:139:GLU:CB	2:2:140:PRO:HD2	2.40	0.52
3:3:29:ASP:OD2	5:5:187:GLY:N	2.38	0.52
3:C:46:ARG:O	3:C:107:MET:HG2	2.10	0.52
3:C:720:PRO:HG3	3:C:749:HIS:HB3	1.91	0.52
4:D:294:LEU:HD23	4:D:294:LEU:O	2.10	0.52
4:D:153:ARG:HG3	4:D:153:ARG:HH11	1.75	0.52
11:N:1001:UNK:CA	11:N:1059:UNK:CA	2.81	0.52

Continued on next page...

Continued from previous page...

Atom-1	Atom-2	Interatomic distance (Å)	Clash overlap (Å)
11:Q:1001:UNK:CA	11:Q:1059:UNK:CA	2.81	0.52
1:1:246:SER:HB3	1:1:268:MET:CG	2.32	0.52
2:B:135:GLN:HB2	2:B:141:TYR:CD1	2.44	0.52
2:2:135:GLN:HB2	2:2:141:TYR:CD1	2.44	0.52
3:3:46:ARG:O	3:3:107:MET:HG2	2.10	0.52
3:C:29:ASP:OD2	5:E:187:GLY:N	2.38	0.52
6:6:78:MET:HG3	6:6:78:MET:O	2.10	0.52
6:F:78:MET:O	6:F:78:MET:HG3	2.10	0.52
6:6:83:ARG:NH1	6:6:83:ARG:HG3	2.25	0.52
1:A:160:LYS:HG3	1:A:161:ASN:N	2.21	0.52
1:A:202:LYS:O	1:A:203:PRO:C	2.48	0.52
3:C:157:PHE:CZ	3:C:159:PHE:HB2	2.44	0.52
4:4:153:ARG:HG3	4:4:153:ARG:HH11	1.75	0.52
8:7:15:GLU:O	8:7:18:SER:HB3	2.09	0.52
8:J:15:GLU:O	8:J:18:SER:HB3	2.09	0.52
8:7:81:ARG:O	8:7:81:ARG:HD3	2.10	0.52
8:J:81:ARG:HD3	8:J:81:ARG:O	2.10	0.52
4:4:44:MET:HA	4:4:44:MET:HE3	1.92	0.52
3:C:575:GLU:OE1	3:C:575:GLU:HA	2.10	0.52
6:F:83:ARG:HG3	6:F:83:ARG:NH1	2.25	0.52
3:C:413:LEU:HD13	3:C:448:MET:HE1	1.92	0.52
3:3:36:GLU:HG2	3:3:229:ILE:HG23	1.92	0.52
3:C:36:GLU:HG2	3:C:229:ILE:HG23	1.92	0.52
1:1:160:LYS:HG3	1:1:161:ASN:N	2.21	0.52
3:3:55:PRO:HD3	3:3:74:GLN:N	2.23	0.52
3:C:55:PRO:HD3	3:C:74:GLN:N	2.23	0.52
1:1:202:LYS:O	1:1:203:PRO:C	2.48	0.52
2:B:116:LEU:HD23	2:B:116:LEU:N	2.24	0.52
4:4:393:MET:HA	4:4:396:ILE:HG22	1.91	0.52
3:3:200:LEU:HD12	3:3:212:GLY:O	2.09	0.52
1:1:391:LEU:N	1:1:392:PRO:HD2	2.25	0.52
1:A:391:LEU:N	1:A:392:PRO:HD2	2.25	0.52
3:3:157:PHE:CZ	3:3:159:PHE:HB2	2.45	0.52
4:D:44:MET:HA	4:D:44:MET:HE3	1.92	0.52
3:3:575:GLU:OE1	3:3:575:GLU:HA	2.10	0.52
4:D:84:ARG:HD3	6:F:117:MET:HE3	1.92	0.52
3:3:398:VAL:C	3:3:399:LEU:HD12	2.30	0.52
2:2:116:LEU:N	2:2:116:LEU:HD23	2.24	0.52
4:D:393:MET:HA	4:D:396:ILE:HG22	1.91	0.52
3:C:200:LEU:HD12	3:C:212:GLY:O	2.09	0.52
4:4:84:ARG:HD3	6:6:117:MET:HE3	1.92	0.51

Continued on next page...

Continued from previous page...

Atom-1	Atom-2	Interatomic distance (Å)	Clash overlap (Å)
3:C:398:VAL:C	3:C:399:LEU:HD12	2.30	0.51
1:A:118:MET:HG2	1:A:224:LEU:HD13	1.92	0.51
1:1:118:MET:HG2	1:1:224:LEU:HD13	1.92	0.51
4:D:140:LEU:HD11	4:D:214:PHE:HB2	1.90	0.51
1:A:243:THR:HG21	1:A:315:HIS:HE1	1.75	0.51
3:3:54:LEU:H	3:3:55:PRO:HD3	1.73	0.51
1:A:261:PRO:HB2	2:B:129:HIS:HB2	1.91	0.51
1:1:261:PRO:HB2	2:2:129:HIS:HB2	1.91	0.51
6:6:74:GLN:HA	6:6:74:GLN:OE1	2.10	0.51
6:F:74:GLN:OE1	6:F:74:GLN:HA	2.10	0.51
1:1:243:THR:HG21	1:1:315:HIS:HE1	1.75	0.51
4:4:140:LEU:HD11	4:4:214:PHE:HB2	1.90	0.51
6:6:22:THR:HA	6:6:25:GLU:HG2	1.92	0.51
4:4:254:TYR:HE2	4:4:346:THR:HA	1.72	0.51
4:D:254:TYR:HE2	4:D:346:THR:HA	1.72	0.51
3:C:54:LEU:H	3:C:55:PRO:HD3	1.73	0.51
1:A:436:LEU:HD23	2:B:90:LEU:HA	1.91	0.51
1:1:436:LEU:HD23	2:2:90:LEU:HA	1.91	0.51
3:C:130:LEU:HD23	14:C:784:SF4:S4	2.50	0.51
3:3:130:LEU:HD23	14:3:784:SF4:S4	2.50	0.51
4:4:59:ILE:HD11	5:5:135:ILE:HG23	1.93	0.51
6:F:22:THR:HA	6:F:25:GLU:HG2	1.92	0.51
3:3:361:ALA:HB3	3:3:369:LEU:HD13	1.92	0.51
3:C:361:ALA:HB3	3:C:369:LEU:HD13	1.92	0.51
5:E:75:VAL:HG12	5:E:76:SER:N	2.26	0.51
4:D:59:ILE:HD11	5:E:135:ILE:HG23	1.93	0.51
5:5:75:VAL:HG12	5:5:76:SER:N	2.26	0.51
3:C:440:ARG:HG2	3:C:440:ARG:NH1	2.03	0.51
3:3:591:HIS:ND1	3:3:592:PRO:CD	2.72	0.51
3:C:591:HIS:ND1	3:C:592:PRO:CD	2.72	0.51
3:3:440:ARG:HG2	3:3:440:ARG:NH1	2.03	0.51
4:D:230:ILE:HG22	4:D:230:ILE:O	2.11	0.51
4:4:230:ILE:O	4:4:230:ILE:HG22	2.11	0.51
3:C:2:VAL:CG1	3:C:89:ASP:HA	2.39	0.51
4:D:249:ARG:HB2	4:D:262:PHE:HE2	1.76	0.51
4:4:249:ARG:HB2	4:4:262:PHE:HE2	1.76	0.51
3:C:594:ALA:O	3:C:598:ALA:HB3	2.10	0.51
3:3:594:ALA:O	3:3:598:ALA:HB3	2.10	0.51
3:3:23:VAL:HG12	3:3:24:PHE:N	2.26	0.51
3:C:23:VAL:HG12	3:C:24:PHE:N	2.26	0.51
3:C:343:LEU:HB2	3:C:369:LEU:HB2	1.93	0.51

Continued on next page...

Continued from previous page...

Atom-1	Atom-2	Interatomic distance (Å)	Clash overlap (Å)
1:1:291:ILE:O	1:1:328:VAL:HA	2.11	0.51
3:3:2:VAL:CG1	3:3:89:ASP:HA	2.39	0.51
4:4:317:LEU:HD21	4:4:327:HIS:CD2	2.46	0.51
4:D:317:LEU:HD21	4:D:327:HIS:CD2	2.46	0.51
3:3:343:LEU:HB2	3:3:369:LEU:HB2	1.93	0.51
1:A:291:ILE:O	1:A:328:VAL:HA	2.11	0.51
4:D:263:ASP:O	4:D:285:GLU:HG3	2.11	0.51
8:J:121:ARG:NH1	8:J:121:ARG:HG3	2.26	0.51
6:F:49:GLU:OE1	6:F:49:GLU:HA	2.11	0.51
6:6:49:GLU:HA	6:6:49:GLU:OE1	2.11	0.51
3:3:183:HIS:C	3:3:184:CYS:O	2.48	0.51
3:C:183:HIS:C	3:C:184:CYS:O	2.48	0.51
4:4:263:ASP:O	4:4:285:GLU:HG3	2.11	0.51
8:7:121:ARG:NH1	8:7:121:ARG:HG3	2.26	0.51
6:F:104:TRP:CE2	6:F:173:VAL:HG22	2.46	0.51
6:6:104:TRP:CE2	6:6:173:VAL:HG22	2.46	0.51
6:6:77:VAL:O	6:6:77:VAL:HG12	2.10	0.51
4:D:211:SER:HB2	4:D:214:PHE:HB3	1.92	0.51
4:4:211:SER:HB2	4:4:214:PHE:HB3	1.92	0.51
9:O:1119:UNK:C	9:O:1121:UNK:N	2.72	0.51
9:L:1119:UNK:C	9:L:1121:UNK:N	2.72	0.51
7:9:123:ASP:CG	7:9:148:ARG:HH22	2.14	0.50
3:3:456:ALA:O	3:3:459:MET:HB2	2.11	0.50
1:1:359:CYS:HB3	14:1:439:SF4:S3	2.51	0.50
3:C:456:ALA:O	3:C:459:MET:HB2	2.11	0.50
3:C:216:PHE:HZ	8:J:128:PHE:CD2	2.28	0.50
6:F:77:VAL:O	6:F:77:VAL:HG12	2.10	0.50
7:G:123:ASP:CG	7:G:148:ARG:HH22	2.14	0.50
6:F:50:MET:HB2	6:F:108:MET:CE	2.40	0.50
6:6:50:MET:HB2	6:6:108:MET:CE	2.40	0.50
1:A:359:CYS:HB3	14:A:439:SF4:S3	2.51	0.50
3:3:216:PHE:HZ	8:7:128:PHE:CD2	2.28	0.50
6:F:156:LYS:HA	6:F:159:ARG:HD2	1.92	0.50
3:3:197:ASP:OD2	3:3:220:SER:HB2	2.12	0.50
3:C:197:ASP:OD2	3:C:220:SER:HB2	2.12	0.50
4:4:44:MET:HA	4:4:44:MET:CE	2.41	0.50
4:D:44:MET:CE	4:D:44:MET:HA	2.41	0.50
3:C:357:ALA:HB2	3:C:641:LEU:HD11	1.92	0.50
3:3:357:ALA:HB2	3:3:641:LEU:HD11	1.92	0.50
3:3:368:HIS:CG	3:3:556:ALA:HB3	2.46	0.50
3:C:368:HIS:CG	3:C:556:ALA:HB3	2.46	0.50

Continued on next page...

Continued from previous page...

Atom-1	Atom-2	Interatomic distance (Å)	Clash overlap (Å)
3:C:185:LYS:HB3	3:C:189:ARG:HD3	1.93	0.50
6:6:156:LYS:HA	6:6:159:ARG:HD2	1.92	0.50
1:1:185:GLU:HB2	1:1:218:ILE:CD1	2.41	0.50
1:A:185:GLU:HB2	1:A:218:ILE:CD1	2.41	0.50
3:C:46:ARG:HH11	3:C:46:ARG:HG2	1.76	0.50
3:3:46:ARG:HH11	3:3:46:ARG:HG2	1.76	0.50
3:3:707:LYS:C	3:3:709:GLN:H	2.14	0.50
5:5:98:ASP:OD1	5:5:100:ARG:HD3	2.11	0.50
8:7:108:ILE:HD12	8:7:108:ILE:N	2.25	0.50
3:C:707:LYS:C	3:C:709:GLN:H	2.14	0.50
1:1:331:ILE:HD12	1:1:337:MET:CE	2.37	0.50
3:3:185:LYS:HB3	3:3:189:ARG:HD3	1.93	0.50
3:C:352:GLU:HG3	3:C:664:LEU:CD1	2.41	0.50
3:3:352:GLU:HG3	3:3:664:LEU:CD1	2.41	0.50
5:5:167:PRO:C	5:5:171:ARG:NH1	2.65	0.50
5:E:167:PRO:C	5:E:171:ARG:NH1	2.65	0.50
5:E:98:ASP:OD1	5:E:100:ARG:HD3	2.11	0.50
3:3:317:LEU:N	3:3:317:LEU:HD22	2.27	0.50
1:A:331:ILE:HD12	1:A:337:MET:CE	2.37	0.50
3:3:572:PRO:HD2	3:3:577:LEU:HD21	1.92	0.50
4:4:381:LEU:HG	4:4:381:LEU:O	2.11	0.50
3:C:473:GLU:O	3:C:477:LEU:HD13	2.12	0.50
3:3:473:GLU:O	3:3:477:LEU:HD13	2.12	0.50
5:E:157:THR:HG21	7:G:66:TYR:HB2	1.92	0.50
3:C:317:LEU:HD22	3:C:317:LEU:N	2.27	0.50
9:L:1528:UNK:C	9:L:1530:UNK:N	2.64	0.50
9:O:1528:UNK:C	9:O:1530:UNK:N	2.64	0.50
3:3:101:ARG:HB3	3:3:101:ARG:CZ	2.42	0.50
3:C:101:ARG:HB3	3:C:101:ARG:CZ	2.42	0.50
3:3:344:TYR:CD1	3:3:568:TYR:CE1	2.99	0.50
3:C:572:PRO:HD2	3:C:577:LEU:HD21	1.93	0.50
4:D:381:LEU:HG	4:D:381:LEU:O	2.12	0.50
5:5:157:THR:HG21	7:9:66:TYR:HB2	1.92	0.50
3:3:614:LEU:HD11	3:3:624:LEU:CD1	2.42	0.50
8:J:108:ILE:N	8:J:108:ILE:HD12	2.25	0.50
3:C:614:LEU:HD11	3:C:624:LEU:CD1	2.42	0.50
3:C:344:TYR:CD1	3:C:568:TYR:CE1	2.99	0.50
1:1:145:LEU:O	1:1:149:ILE:HG13	2.12	0.50
3:3:169:PRO:HA	3:3:175:ILE:HA	1.94	0.50
3:C:169:PRO:HA	3:C:175:ILE:HA	1.94	0.50
2:B:112:THR:OG1	2:B:113:PRO:HD2	2.12	0.50

Continued on next page...

Continued from previous page...

Atom-1	Atom-2	Interatomic distance (Å)	Clash overlap (Å)
3:C:734:VAL:HG12	3:C:736:VAL:HG23	1.94	0.50
3:3:272:GLY:O	3:3:629:ILE:HA	2.11	0.50
3:3:192:GLU:HG3	3:3:193:GLU:HG3	1.93	0.50
2:2:112:THR:OG1	2:2:113:PRO:HD2	2.12	0.50
3:C:192:GLU:HG3	3:C:193:GLU:HG3	1.93	0.50
3:C:272:GLY:O	3:C:629:ILE:HA	2.11	0.50
2:B:7:LYS:O	2:B:7:LYS:HG2	2.12	0.50
1:A:145:LEU:O	1:A:149:ILE:HG13	2.12	0.50
4:D:241:ALA:HB2	4:D:278:VAL:HG21	1.92	0.50
6:F:153:GLN:HG3	7:G:124:TYR:CZ	2.46	0.50
5:5:167:PRO:CB	5:5:171:ARG:HH12	2.24	0.50
5:E:167:PRO:CB	5:E:171:ARG:HH12	2.24	0.50
3:C:472:GLU:O	3:C:476:ILE:HD12	2.12	0.50
3:3:734:VAL:HG12	3:3:736:VAL:HG23	1.94	0.50
3:3:472:GLU:O	3:3:476:ILE:HD12	2.12	0.50
2:2:7:LYS:HG2	2:2:7:LYS:O	2.12	0.50
4:D:64:THR:HB	4:D:66:PHE:CE1	2.46	0.50
4:4:241:ALA:HB2	4:4:278:VAL:HG21	1.92	0.50
6:6:153:GLN:HG3	7:9:124:TYR:CZ	2.46	0.50
4:4:64:THR:HB	4:4:66:PHE:CE1	2.46	0.49
3:3:459:MET:HG2	3:3:465:HIS:CB	2.42	0.49
11:Q:1212:UNK:N	11:Q:1213:UNK:CA	2.75	0.49
8:J:92:HIS:N	8:J:92:HIS:CD2	2.78	0.49
5:E:119:TYR:O	5:E:122:PHE:O	2.28	0.49
4:4:43:LEU:HD23	4:4:57:PRO:HA	1.93	0.49
8:7:16:LEU:O	8:7:20:MET:HG3	2.12	0.49
3:C:684:ARG:HG2	3:C:684:ARG:NH1	2.28	0.49
4:D:85:MET:HE1	4:D:370:VAL:HG11	1.93	0.49
1:1:272:PHE:CD1	1:1:311:MET:HG2	2.47	0.49
3:C:459:MET:HG2	3:C:465:HIS:CB	2.42	0.49
5:E:25:LEU:CD2	5:E:25:LEU:N	2.75	0.49
5:5:25:LEU:CD2	5:5:25:LEU:N	2.75	0.49
11:N:1212:UNK:N	11:N:1213:UNK:CA	2.75	0.49
8:J:16:LEU:O	8:J:20:MET:HG3	2.12	0.49
8:7:92:HIS:N	8:7:92:HIS:CD2	2.78	0.49
7:9:40:ARG:NH1	7:9:41:HIS:O	2.45	0.49
3:3:684:ARG:NH1	3:3:684:ARG:HG2	2.28	0.49
4:4:85:MET:HE1	4:4:370:VAL:HG11	1.94	0.49
1:A:272:PHE:CD1	1:A:311:MET:HG2	2.47	0.49
1:A:350:HIS:O	3:C:205:ARG:NH1	2.45	0.49
1:1:350:HIS:O	3:3:205:ARG:NH1	2.45	0.49

Continued on next page...

Continued from previous page...

Atom-1	Atom-2	Interatomic distance (Å)	Clash overlap (Å)
4:D:43:LEU:HD23	4:D:57:PRO:HA	1.94	0.49
5:5:119:TYR:O	5:5:122:PHE:O	2.28	0.49
7:G:40:ARG:NH1	7:G:41:HIS:O	2.45	0.49
4:D:238:SER:HB2	4:D:275:ARG:HG2	1.94	0.49
4:4:236:GLY:C	4:4:238:SER:N	2.65	0.49
4:4:238:SER:HB2	4:4:275:ARG:HG2	1.94	0.49
3:3:722:THR:CG2	3:3:755:LYS:HG3	2.42	0.49
3:3:300:TRP:HB3	3:3:705:VAL:HG23	1.95	0.49
3:3:697:THR:HG21	3:3:761:SER:OG	2.12	0.49
4:4:218:ALA:CB	4:4:272:VAL:HG22	2.42	0.49
1:A:339:ASP:OD2	2:B:89:LYS:HE2	2.12	0.49
5:E:145:PRO:HA	5:E:150:TYR:CD2	2.47	0.49
3:C:550:LEU:HD21	3:C:680:LEU:HD11	1.93	0.49
4:D:236:GLY:C	4:D:238:SER:N	2.65	0.49
3:C:722:THR:CG2	3:C:755:LYS:HG3	2.42	0.49
3:C:300:TRP:HB3	3:C:705:VAL:HG23	1.95	0.49
3:C:697:THR:HG21	3:C:761:SER:OG	2.12	0.49
4:D:218:ALA:CB	4:D:272:VAL:HG22	2.42	0.49
5:5:145:PRO:HA	5:5:150:TYR:CD2	2.47	0.49
3:3:360:LEU:HD13	3:3:645:ALA:HB2	1.94	0.49
3:3:550:LEU:HD21	3:3:680:LEU:HD11	1.93	0.49
1:1:97:GLU:O	1:1:100:SER:HB3	2.12	0.49
3:C:116:PRO:O	3:C:117:LEU:CB	2.60	0.49
1:1:339:ASP:OD2	2:2:89:LYS:HE2	2.12	0.49
3:C:360:LEU:HD13	3:C:645:ALA:HB2	1.95	0.49
5:E:135:ILE:HG22	5:E:136:LEU:HG	1.94	0.49
1:A:97:GLU:O	1:A:100:SER:HB3	2.12	0.49
6:6:57:ARG:C	6:6:57:ARG:NE	2.66	0.49
3:3:116:PRO:O	3:3:117:LEU:CB	2.60	0.49
4:D:84:ARG:O	6:F:83:ARG:NH2	2.45	0.49
4:4:64:THR:OG1	6:6:83:ARG:NH1	2.46	0.49
3:3:337:ARG:HD3	3:3:340:GLU:HG3	1.93	0.49
3:3:592:PRO:HA	3:3:595:GLU:HG2	1.93	0.49
1:1:114:LEU:O	1:1:118:MET:HG3	2.13	0.49
1:1:177:ALA:O	2:2:67:TYR:HB3	2.13	0.49
2:B:33:ARG:HH21	2:B:37:GLU:CG	2.25	0.49
2:2:33:ARG:HH21	2:2:37:GLU:CG	2.25	0.49
1:A:342:TRP:HE3	1:A:342:TRP:O	1.96	0.49
6:F:57:ARG:C	6:F:57:ARG:NE	2.66	0.49
4:D:64:THR:OG1	6:F:83:ARG:NH1	2.46	0.49
4:4:84:ARG:O	6:6:83:ARG:NH2	2.45	0.49

Continued on next page...

Continued from previous page...

Atom-1	Atom-2	Interatomic distance (Å)	Clash overlap (Å)
3:3:229:ILE:O	3:3:230:CYS:C	2.51	0.49
3:C:229:ILE:O	3:C:230:CYS:C	2.51	0.49
4:4:213:ILE:H	4:4:213:ILE:HD12	1.78	0.49
3:3:202:PHE:HA	3:3:210:PHE:O	2.13	0.49
3:C:592:PRO:HA	3:C:595:GLU:HG2	1.93	0.49
1:A:114:LEU:O	1:A:118:MET:HG3	2.13	0.49
1:A:177:ALA:O	2:B:67:TYR:HB3	2.13	0.49
5:5:135:ILE:HG22	5:5:136:LEU:HG	1.94	0.49
1:1:342:TRP:O	1:1:342:TRP:HE3	1.96	0.49
4:D:213:ILE:HD12	4:D:213:ILE:H	1.78	0.49
3:C:337:ARG:HD3	3:C:340:GLU:HG3	1.93	0.49
3:C:202:PHE:HA	3:C:210:PHE:O	2.13	0.49
4:4:99:LEU:O	4:4:103:LYS:HG2	2.13	0.49
3:3:186:ARG:CD	3:3:231:PRO:HD3	2.37	0.49
3:C:186:ARG:CD	3:C:231:PRO:HD3	2.37	0.49
5:5:101:LEU:O	5:5:126:PHE:HA	2.13	0.49
5:E:101:LEU:O	5:E:126:PHE:HA	2.13	0.49
6:6:104:TRP:HB3	6:6:154:LEU:HD11	1.95	0.49
3:C:565:TYR:HD1	3:C:582:PHE:HB3	1.76	0.49
3:3:259:CYS:SG	3:3:261:VAL:HG22	2.53	0.49
3:C:259:CYS:SG	3:C:261:VAL:HG22	2.53	0.49
4:4:346:THR:HG22	4:4:353:LEU:O	2.12	0.48
4:D:346:THR:HG22	4:D:353:LEU:O	2.12	0.48
5:E:20:ASN:ND2	5:E:26:TRP:HZ3	2.10	0.48
1:A:93:ALA:CB	1:A:107:LEU:HD11	2.43	0.48
1:A:128:THR:O	1:A:169:PHE:HA	2.12	0.48
4:D:99:LEU:O	4:D:103:LYS:HG2	2.13	0.48
6:F:104:TRP:HB3	6:F:154:LEU:HD11	1.95	0.48
3:3:565:TYR:HD1	3:3:582:PHE:HB3	1.76	0.48
6:6:37:TRP:O	6:6:75:ALA:HB1	2.13	0.48
6:F:37:TRP:O	6:F:75:ALA:HB1	2.13	0.48
5:5:20:ASN:ND2	5:5:26:TRP:HZ3	2.10	0.48
1:1:93:ALA:CB	1:1:107:LEU:HD11	2.43	0.48
6:F:156:LYS:NZ	7:G:149:GLU:OE1	2.46	0.48
6:6:156:LYS:NZ	7:9:149:GLU:OE1	2.46	0.48
3:C:545:GLU:HA	3:C:550:LEU:HD11	1.95	0.48
3:3:545:GLU:HA	3:3:550:LEU:HD11	1.95	0.48
4:D:381:LEU:H	4:D:382:PRO:CD	2.26	0.48
4:4:381:LEU:H	4:4:382:PRO:CD	2.26	0.48
4:4:59:ILE:H	4:4:59:ILE:HD13	1.77	0.48
3:C:117:LEU:N	4:D:321:MET:HE2	2.28	0.48

Continued on next page...

Continued from previous page...

Atom-1	Atom-2	Interatomic distance (Å)	Clash overlap (Å)
3:3:225:ASN:ND2	3:3:289:TRP:HB3	2.28	0.48
3:C:225:ASN:ND2	3:C:289:TRP:HB3	2.29	0.48
1:1:128:THR:O	1:1:169:PHE:HA	2.12	0.48
2:2:144:CYS:O	2:2:149:ARG:HD3	2.13	0.48
2:B:144:CYS:O	2:B:149:ARG:HD3	2.13	0.48
3:C:515:THR:HG23	3:C:683:LEU:CD1	2.42	0.48
3:3:112:LEU:CD2	3:3:130:LEU:HD21	2.42	0.48
4:D:59:ILE:HD13	4:D:59:ILE:H	1.77	0.48
6:F:37:TRP:CD1	6:F:75:ALA:HB2	2.48	0.48
4:4:233:GLY:HA2	5:5:48:PHE:CE1	2.49	0.48
4:D:233:GLY:HA2	5:E:48:PHE:CE1	2.49	0.48
4:4:185:GLU:O	4:4:189:GLU:HG2	2.12	0.48
4:D:125:ARG:HD2	4:D:286:SER:OG	2.13	0.48
3:3:117:LEU:N	4:4:321:MET:HE2	2.28	0.48
16:1:440:FMN:HO3'	16:1:440:FMN:C2	2.16	0.48
3:3:229:ILE:HD11	3:3:289:TRP:HZ3	1.77	0.48
3:C:229:ILE:HD11	3:C:289:TRP:HZ3	1.77	0.48
3:3:11:VAL:CG1	3:3:25:HIS:CD2	2.92	0.48
3:C:11:VAL:CG1	3:C:25:HIS:CD2	2.92	0.48
3:C:31:PRO:HG3	3:C:137:TYR:CG	2.48	0.48
4:D:393:MET:C	4:D:396:ILE:HG22	2.34	0.48
4:4:393:MET:C	4:4:396:ILE:HG22	2.34	0.48
3:C:112:LEU:CD2	3:C:130:LEU:HD21	2.42	0.48
5:5:129:HIS:CD2	5:5:130:PRO:HD2	2.48	0.48
4:D:185:GLU:O	4:D:189:GLU:HG2	2.12	0.48
4:D:205:GLU:OE2	4:D:281:ARG:NE	2.27	0.48
4:4:205:GLU:OE2	4:4:281:ARG:NE	2.27	0.48
9:O:1523:UNK:C	9:O:1525:UNK:N	2.72	0.48
4:4:125:ARG:HD2	4:4:286:SER:OG	2.14	0.48
3:C:205:ARG:HA	3:C:209:THR:CG2	2.43	0.48
3:3:31:PRO:HG3	3:3:137:TYR:CG	2.49	0.48
4:4:83:PRO:HD3	4:4:94:ASP:OD1	2.13	0.48
4:D:83:PRO:HD3	4:D:94:ASP:OD1	2.13	0.48
3:3:515:THR:HG23	3:3:683:LEU:CD1	2.42	0.48
6:6:37:TRP:CD1	6:6:75:ALA:HB2	2.49	0.48
9:L:1523:UNK:C	9:L:1525:UNK:N	2.72	0.48
8:7:68:LEU:HD13	8:7:69:LEU:N	2.29	0.48
8:J:68:LEU:HD13	8:J:69:LEU:N	2.29	0.48
9:O:901:UNK:CA	9:O:1199:UNK:CA	2.91	0.48
9:L:901:UNK:CA	9:L:1199:UNK:CA	2.91	0.48
4:4:379:GLN:OE1	5:5:112:ASN:HB3	2.12	0.48

Continued on next page...

Continued from previous page...

Atom-1	Atom-2	Interatomic distance (Å)	Clash overlap (Å)
5:E:59:THR:O	5:E:59:THR:HG22	2.13	0.48
5:5:59:THR:HG22	5:5:59:THR:O	2.13	0.48
1:1:358:PRO:O	1:1:362:GLY:CA	2.52	0.48
4:D:366:TYR:CZ	5:E:148:LYS:HE3	2.49	0.48
12:S:321:UNK:C	12:S:323:UNK:N	2.70	0.48
4:D:379:GLN:OE1	5:E:112:ASN:HB3	2.12	0.48
7:9:172:GLY:O	7:9:174:LYS:N	2.47	0.48
7:G:172:GLY:O	7:G:174:LYS:N	2.47	0.48
5:E:129:HIS:CD2	5:E:130:PRO:HD2	2.48	0.48
3:3:478:LEU:HD12	3:3:520:ARG:CZ	2.44	0.48
1:1:192:LEU:HD22	1:1:211:LEU:HD11	1.95	0.48
1:A:358:PRO:O	1:A:362:GLY:CA	2.52	0.48
4:4:85:MET:CE	4:4:409:ARG:HG3	2.43	0.48
6:6:82:GLY:HA2	14:6:182:SF4:S4	2.53	0.48
3:3:413:LEU:HD13	3:3:448:MET:CE	2.43	0.48
3:3:205:ARG:HA	3:3:209:THR:CG2	2.43	0.48
6:F:92:MET:HG2	6:F:92:MET:O	2.14	0.48
4:4:366:TYR:CZ	5:5:148:LYS:HE3	2.49	0.48
2:B:179:VAL:HG12	2:B:180:GLU:N	2.29	0.48
12:R:321:UNK:C	12:R:323:UNK:N	2.70	0.48
3:C:478:LEU:HD12	3:C:520:ARG:CZ	2.44	0.48
1:A:192:LEU:HD22	1:A:211:LEU:HD11	1.95	0.48
4:D:85:MET:CE	4:D:409:ARG:HG3	2.43	0.48
6:F:82:GLY:HA2	14:F:182:SF4:S4	2.53	0.48
3:C:413:LEU:HD13	3:C:448:MET:CE	2.43	0.48
6:6:92:MET:HG2	6:6:92:MET:O	2.14	0.48
3:3:113:LEU:HD11	3:3:157:PHE:CD1	2.49	0.48
5:E:20:ASN:HD22	5:E:26:TRP:HZ3	1.62	0.48
7:9:101:CYS:SG	7:9:103:LEU:HD12	2.53	0.48
3:3:344:TYR:HD1	3:3:568:TYR:CE1	2.31	0.48
3:C:344:TYR:HD1	3:C:568:TYR:CE1	2.31	0.48
5:E:123:GLY:H	5:E:147:ARG:HH11	1.60	0.48
3:C:113:LEU:HD11	3:C:157:PHE:CD1	2.49	0.48
1:A:342:TRP:HZ3	1:A:368:VAL:HG23	1.78	0.48
2:2:179:VAL:HG12	2:2:180:GLU:N	2.29	0.48
5:5:20:ASN:HD22	5:5:26:TRP:HZ3	1.62	0.48
7:G:101:CYS:SG	7:G:103:LEU:HD12	2.53	0.48
3:C:160:THR:OG1	8:J:73:SER:CB	2.60	0.48
3:3:160:THR:OG1	8:7:73:SER:CB	2.60	0.48
1:A:301:PRO:HB2	1:A:303:THR:CG2	2.44	0.48
1:1:301:PRO:HB2	1:1:303:THR:CG2	2.44	0.48

Continued on next page...

Continued from previous page...

Atom-1	Atom-2	Interatomic distance (Å)	Clash overlap (Å)
5:5:123:GLY:H	5:5:147:ARG:HH11	1.60	0.48
1:A:283:PRO:HB3	1:A:287:ILE:CD1	2.43	0.48
1:1:283:PRO:HB3	1:1:287:ILE:CD1	2.43	0.48
8:J:20:MET:HE3	8:J:59:LEU:HG	1.96	0.48
1:1:342:TRP:HZ3	1:1:368:VAL:HG23	1.78	0.48
3:3:522:ARG:O	3:3:526:GLU:HG3	2.14	0.48
3:C:522:ARG:O	3:C:526:GLU:HG3	2.14	0.48
3:3:478:LEU:HD12	3:3:520:ARG:NH2	2.29	0.47
3:3:329:LEU:CD1	3:3:584:VAL:HG11	2.45	0.47
1:A:6:LEU:HD12	1:A:240:GLN:O	2.14	0.47
1:1:6:LEU:HD12	1:1:240:GLN:O	2.14	0.47
3:3:105:ALA:CB	3:3:140:TYR:HB2	2.44	0.47
3:C:105:ALA:CB	3:C:140:TYR:HB2	2.43	0.47
3:3:55:PRO:CD	3:3:74:GLN:H	2.24	0.47
3:C:55:PRO:CD	3:C:74:GLN:H	2.24	0.47
6:6:149:TYR:CE1	6:6:153:GLN:NE2	2.81	0.47
8:7:20:MET:HE3	8:7:59:LEU:HG	1.96	0.47
4:D:101:VAL:O	4:D:104:LEU:N	2.47	0.47
1:1:81:LYS:HE3	1:1:81:LYS:HA	1.96	0.47
3:C:478:LEU:HD12	3:C:520:ARG:NH2	2.29	0.47
1:A:400:CYS:HB2	1:A:401:PRO:HD2	1.96	0.47
4:4:115:THR:O	4:4:118:VAL:HG22	2.14	0.47
3:C:329:LEU:CD1	3:C:584:VAL:HG11	2.45	0.47
1:A:29:LEU:HD12	1:A:155:ARG:HG3	1.95	0.47
1:1:29:LEU:HD12	1:1:155:ARG:HG3	1.95	0.47
6:F:149:TYR:CE1	6:F:153:GLN:NE2	2.81	0.47
6:F:36:LEU:HD22	6:F:77:VAL:HG21	1.97	0.47
6:6:36:LEU:HD22	6:6:77:VAL:HG21	1.97	0.47
2:2:38:GLU:OE2	2:2:45:ARG:NH1	2.47	0.47
4:4:101:VAL:O	4:4:104:LEU:N	2.47	0.47
3:C:616:ASN:ND2	3:C:622:LEU:HD11	2.28	0.47
1:1:400:CYS:HB2	1:1:401:PRO:HD2	1.96	0.47
6:6:158:VAL:HA	6:6:172:PRO:HB3	1.95	0.47
3:3:616:ASN:ND2	3:3:622:LEU:HD11	2.28	0.47
2:B:38:GLU:OE2	2:B:45:ARG:NH1	2.47	0.47
1:A:81:LYS:HE3	1:A:81:LYS:HA	1.96	0.47
1:A:92:ASN:ND2	16:A:440:FMN:C2	2.77	0.47
1:1:92:ASN:ND2	16:1:440:FMN:C2	2.77	0.47
4:D:115:THR:O	4:D:118:VAL:HG22	2.14	0.47
3:3:229:ILE:HD11	3:3:289:TRP:CZ3	2.49	0.47
3:C:229:ILE:HD11	3:C:289:TRP:CZ3	2.49	0.47

Continued on next page...

Continued from previous page...

Atom-1	Atom-2	Interatomic distance (Å)	Clash overlap (Å)
4:4:212:PRO:CG	4:4:213:ILE:HD12	2.41	0.47
4:D:212:PRO:CG	4:D:213:ILE:HD12	2.41	0.47
6:F:50:MET:C	6:F:52:ALA:H	2.16	0.47
2:2:86:LEU:HD11	2:2:90:LEU:HD11	1.96	0.47
6:F:158:VAL:HA	6:F:172:PRO:HB3	1.95	0.47
5:E:40:HIS:NE2	5:E:44:MET:CE	2.77	0.47
5:5:40:HIS:NE2	5:5:44:MET:CE	2.77	0.47
16:1:440:FMN:H1'1	16:1:440:FMN:H9	1.64	0.47
6:6:50:MET:C	6:6:52:ALA:H	2.16	0.47
3:3:31:PRO:HD3	3:3:137:TYR:CZ	2.49	0.47
3:C:31:PRO:HD3	3:C:137:TYR:CZ	2.49	0.47
4:D:205:GLU:OE1	4:D:284:ARG:NH2	2.47	0.47
7:9:35:PRO:HD3	7:9:164:PRO:CG	2.45	0.47
6:F:23:THR:HG22	6:F:23:THR:O	2.14	0.47
16:A:440:FMN:H1'1	16:A:440:FMN:H9	1.64	0.47
4:4:47:LEU:HD13	4:4:52:VAL:CA	2.42	0.47
3:C:185:LYS:HG3	3:C:202:PHE:HE2	1.79	0.47
3:3:697:THR:OG1	3:3:763:LEU:HD23	2.15	0.47
3:C:697:THR:OG1	3:C:763:LEU:HD23	2.15	0.47
2:B:86:LEU:HD11	2:B:90:LEU:HD11	1.96	0.47
4:4:205:GLU:OE1	4:4:284:ARG:NH2	2.47	0.47
7:G:35:PRO:HD3	7:G:164:PRO:CG	2.45	0.47
6:6:23:THR:O	6:6:23:THR:HG22	2.14	0.47
3:3:474:ARG:HA	3:3:517:ALA:HB2	1.97	0.47
3:C:474:ARG:HA	3:C:517:ALA:HB2	1.97	0.47
7:9:40:ARG:HB2	7:9:121:MET:HE2	1.94	0.47
3:C:586:HIS:CE1	3:C:640:VAL:HG21	2.50	0.47
3:3:337:ARG:CD	3:3:340:GLU:HG3	2.45	0.47
3:C:337:ARG:CD	3:C:340:GLU:HG3	2.45	0.47
10:P:653:UNK:CA	10:P:711:UNK:CA	2.92	0.47
3:3:101:ARG:HH11	3:3:101:ARG:HB3	1.77	0.47
4:D:47:LEU:HD13	4:D:52:VAL:CA	2.42	0.47
3:3:185:LYS:HG3	3:3:202:PHE:HE2	1.80	0.47
2:B:116:LEU:H	2:B:116:LEU:HD23	1.78	0.47
2:B:77:LYS:HE3	2:B:78:TYR:CZ	2.50	0.47
2:2:116:LEU:H	2:2:116:LEU:HD23	1.78	0.47
2:2:77:LYS:HE3	2:2:78:TYR:CZ	2.50	0.47
5:5:72:TYR:O	5:5:89:PHE:HA	2.15	0.47
5:E:72:TYR:O	5:E:89:PHE:HA	2.15	0.47
3:3:360:LEU:HD13	3:3:645:ALA:CB	2.44	0.47
4:D:363:SER:HB3	5:E:173:ALA:HB1	1.94	0.47

Continued on next page...

Continued from previous page...

Atom-1	Atom-2	Interatomic distance (Å)	Clash overlap (Å)
4:4:363:SER:HB3	5:5:173:ALA:HB1	1.95	0.47
5:E:49:LEU:HD13	5:E:74:LEU:HD23	1.97	0.47
5:5:49:LEU:HD13	5:5:74:LEU:HD23	1.97	0.47
3:3:586:HIS:CE1	3:3:640:VAL:HG21	2.50	0.47
3:3:227:THR:HG21	3:3:237:ASP:HB2	1.97	0.47
10:M:653:UNK:CA	10:M:711:UNK:CA	2.92	0.47
4:D:88:LEU:HD12	4:D:403:VAL:CG2	2.44	0.47
3:C:360:LEU:HD13	3:C:645:ALA:CB	2.44	0.47
3:3:485:GLU:O	6:F:16:ARG:CZ	2.63	0.47
16:A:440:FMN:HO3'	16:A:440:FMN:C2	2.16	0.47
3:C:227:THR:HG21	3:C:237:ASP:HB2	1.97	0.47
3:3:214:MET:O	3:3:216:PHE:CE1	2.67	0.47
4:4:88:LEU:HD12	4:4:403:VAL:CG2	2.44	0.47
3:C:478:LEU:CD2	3:C:483:ASP:HB2	2.45	0.47
3:3:478:LEU:CD2	3:3:483:ASP:HB2	2.45	0.47
1:1:132:ILE:HG21	1:1:145:LEU:HD11	1.96	0.47
6:6:115:GLY:HA3	6:6:125:GLN:OE1	2.15	0.47
6:F:115:GLY:HA3	6:F:125:GLN:OE1	2.15	0.47
3:C:214:MET:O	3:C:216:PHE:CE1	2.67	0.47
2:2:143:GLU:C	2:2:144:CYS:SG	2.92	0.47
2:B:143:GLU:C	2:B:144:CYS:SG	2.92	0.47
2:B:33:ARG:HH21	2:B:37:GLU:HG3	1.80	0.47
3:C:672:ALA:O	3:C:673:MET:HB2	2.15	0.47
2:B:21:GLU:O	2:B:21:GLU:HG2	2.14	0.47
3:C:101:ARG:HH11	3:C:101:ARG:HB3	1.77	0.46
3:3:668:LYS:NZ	3:C:592:PRO:HG3	2.30	0.46
3:C:309:PRO:HA	3:C:603:PRO:CD	2.45	0.46
3:3:309:PRO:HA	3:3:603:PRO:CD	2.45	0.46
2:B:175:HIS:N	2:B:175:HIS:ND1	2.61	0.46
2:2:21:GLU:HG2	2:2:21:GLU:O	2.14	0.46
1:A:259:LYS:HB3	1:A:280:ALA:O	2.15	0.46
1:1:259:LYS:HB3	1:1:280:ALA:O	2.15	0.46
1:A:132:ILE:HG21	1:A:145:LEU:HD11	1.96	0.46
2:2:175:HIS:ND1	2:2:175:HIS:N	2.61	0.46
2:2:33:ARG:HH21	2:2:37:GLU:HG3	1.80	0.46
4:4:317:LEU:HD12	4:4:317:LEU:HA	1.78	0.46
4:D:317:LEU:HD12	4:D:317:LEU:HA	1.78	0.46
4:D:350:ARG:O	4:D:373:PRO:HB2	2.14	0.46
1:A:273:ARG:HB2	1:A:307:LEU:O	2.15	0.46
3:3:672:ALA:O	3:3:673:MET:HB2	2.15	0.46
4:4:138:LEU:HD11	4:4:146:PHE:CD1	2.50	0.46

Continued on next page...

Continued from previous page...

Atom-1	Atom-2	Interatomic distance (Å)	Clash overlap (Å)
6:F:16:ARG:NH1	6:F:17:GLU:OE2	2.48	0.46
3:C:34:CYS:HA	3:C:184:CYS:HB2	1.96	0.46
3:C:602:LEU:HD12	3:C:602:LEU:N	2.31	0.46
3:3:602:LEU:N	3:3:602:LEU:HD12	2.31	0.46
1:A:301:PRO:O	1:A:306:VAL:HG21	2.15	0.46
1:1:301:PRO:O	1:1:306:VAL:HG21	2.15	0.46
3:3:168:HIS:CD2	3:3:168:HIS:C	2.89	0.46
3:C:168:HIS:C	3:C:168:HIS:CD2	2.89	0.46
6:6:16:ARG:NH1	6:6:17:GLU:OE2	2.48	0.46
1:1:273:ARG:HB2	1:1:307:LEU:O	2.15	0.46
4:4:187:VAL:HB	4:4:188:PRO:CD	2.45	0.46
4:D:138:LEU:HD11	4:D:146:PHE:CD1	2.50	0.46
3:3:34:CYS:HA	3:3:184:CYS:HB2	1.96	0.46
4:D:241:ALA:HA	4:D:278:VAL:HG21	1.98	0.46
4:4:197:LEU:O	4:4:198:PRO:C	2.54	0.46
1:1:254:ILE:HD12	1:1:275:LEU:HD22	1.96	0.46
4:4:350:ARG:O	4:4:373:PRO:HB2	2.14	0.46
1:A:254:ILE:HD12	1:A:275:LEU:HD22	1.96	0.46
1:1:8:GLY:C	1:1:10:ASP:H	2.17	0.46
4:D:84:ARG:HG2	14:F:182:SF4:S2	2.56	0.46
1:A:132:ILE:HG22	1:A:134:VAL:HG12	1.98	0.46
1:1:132:ILE:HG22	1:1:134:VAL:HG12	1.98	0.46
4:D:197:LEU:O	4:D:198:PRO:C	2.54	0.46
5:5:116:ARG:HB3	5:5:135:ILE:HG13	1.98	0.46
5:E:116:ARG:HB3	5:E:135:ILE:HG13	1.98	0.46
8:J:84:LEU:HB2	8:J:93:LEU:HB2	1.98	0.46
4:D:187:VAL:HB	4:D:188:PRO:CD	2.45	0.46
1:A:233:ARG:O	1:A:237:TRP:HB3	2.16	0.46
3:3:274:LEU:HD12	3:3:275:LEU:N	2.30	0.46
2:B:145:VAL:HG12	2:B:150:LEU:HB2	1.98	0.46
1:1:233:ARG:O	1:1:237:TRP:HB3	2.16	0.46
3:C:274:LEU:HD12	3:C:275:LEU:N	2.30	0.46
4:4:84:ARG:HG2	14:6:182:SF4:S2	2.56	0.46
8:J:73:SER:OG	8:J:80:LYS:HA	2.16	0.46
8:7:73:SER:OG	8:7:80:LYS:HA	2.16	0.46
4:4:241:ALA:HA	4:4:278:VAL:HG21	1.98	0.46
3:3:272:GLY:HA2	3:3:628:PRO:O	2.16	0.46
8:7:84:LEU:HB2	8:7:93:LEU:HB2	1.98	0.46
3:3:13:VAL:HG22	3:3:17:THR:OG1	2.15	0.46
3:3:194:VAL:HG12	3:3:411:LEU:HD22	1.98	0.46
3:C:13:VAL:HG22	3:C:17:THR:OG1	2.15	0.46

Continued on next page...

Continued from previous page...

Atom-1	Atom-2	Interatomic distance (Å)	Clash overlap (Å)
3:C:194:VAL:HG12	3:C:411:LEU:HD22	1.98	0.46
2:2:145:VAL:HG12	2:2:150:LEU:HB2	1.98	0.46
2:B:79:HIS:ND1	2:B:118:SER:HB2	2.31	0.46
2:2:79:HIS:ND1	2:2:118:SER:HB2	2.31	0.46
3:C:33:PHE:HB2	3:C:45:CYS:SG	2.56	0.46
3:C:49:LEU:HA	3:C:80:ALA:O	2.15	0.46
1:A:8:GLY:C	1:A:10:ASP:H	2.17	0.46
1:1:18:TYR:CZ	1:1:263:VAL:HG11	2.51	0.46
4:4:234:LEU:C	4:4:236:GLY:H	2.18	0.46
3:3:184:CYS:SG	3:3:186:ARG:HB2	2.55	0.46
3:C:184:CYS:SG	3:C:186:ARG:HB2	2.55	0.46
3:C:690:GLY:HA3	3:C:770:ARG:HH21	1.79	0.46
3:3:690:GLY:HA3	3:3:770:ARG:HH21	1.79	0.46
3:3:469:ARG:HG2	3:3:469:ARG:HH11	1.81	0.46
3:3:33:PHE:HB2	3:3:45:CYS:SG	2.56	0.46
3:C:272:GLY:HA2	3:C:628:PRO:O	2.16	0.46
4:D:108:VAL:O	4:D:110:PRO:HD3	2.16	0.46
3:3:49:LEU:HA	3:3:80:ALA:O	2.15	0.46
1:A:18:TYR:CZ	1:A:263:VAL:HG11	2.51	0.46
4:4:108:VAL:O	4:4:110:PRO:HD3	2.16	0.46
4:D:234:LEU:C	4:D:236:GLY:H	2.18	0.46
4:4:51:GLU:O	4:4:52:VAL:HG23	2.16	0.46
3:C:469:ARG:HG2	3:C:469:ARG:HH11	1.81	0.46
4:4:215:TYR:O	4:4:219:ARG:HB2	2.15	0.46
4:D:190:LEU:O	4:D:194:LEU:HB2	2.16	0.46
4:4:190:LEU:O	4:4:194:LEU:HB2	2.16	0.46
1:A:79:MET:HG3	1:A:125:ILE:HB	1.98	0.46
4:D:85:MET:HG2	4:D:409:ARG:HB2	1.98	0.46
4:4:85:MET:HG2	4:4:409:ARG:HB2	1.98	0.46
5:5:52:ILE:HG22	5:5:114:LEU:HB3	1.91	0.46
1:1:291:ILE:HD11	1:1:331:ILE:HD11	1.97	0.46
4:D:51:GLU:O	4:D:52:VAL:HG23	2.16	0.46
4:D:215:TYR:O	4:D:219:ARG:HB2	2.15	0.46
1:1:63:ARG:HD3	1:1:313:TYR:CD2	2.50	0.46
3:3:270:ARG:HG3	3:3:270:ARG:HH11	1.81	0.46
1:1:79:MET:HG3	1:1:125:ILE:HB	1.98	0.46
3:C:346:ALA:HA	3:C:372:GLN:HB2	1.98	0.46
5:E:52:ILE:HG22	5:E:114:LEU:HB3	1.91	0.45
1:A:291:ILE:HD11	1:A:331:ILE:HD11	1.97	0.45
2:2:109:GLY:CA	8:7:91:ILE:HD13	2.45	0.45
1:A:63:ARG:HD3	1:A:313:TYR:CD2	2.50	0.45

Continued on next page...

Continued from previous page...

Atom-1	Atom-2	Interatomic distance (Å)	Clash overlap (Å)
8:J:29:VAL:HG22	8:J:60:SER:O	2.16	0.45
1:A:398:SER:HA	3:C:46:ARG:CD	2.47	0.45
1:1:398:SER:HA	3:3:46:ARG:CD	2.47	0.45
1:1:193:GLU:HG3	1:1:212:TRP:NE1	2.31	0.45
1:A:193:GLU:HG3	1:A:212:TRP:NE1	2.31	0.45
3:3:426:TYR:N	3:3:426:TYR:CD1	2.83	0.45
3:C:426:TYR:N	3:C:426:TYR:CD1	2.84	0.45
4:D:367:ARG:NH1	4:D:367:ARG:CG	2.65	0.45
3:3:694:LEU:CB	3:3:762:ALA:HB2	2.42	0.45
2:B:109:GLY:CA	8:J:91:ILE:HD13	2.45	0.45
8:7:29:VAL:HG22	8:7:60:SER:O	2.16	0.45
4:4:187:VAL:N	4:4:188:PRO:HD2	2.32	0.45
3:C:270:ARG:HG3	3:C:270:ARG:HH11	1.81	0.45
10:P:823:UNK:C	10:P:825:UNK:N	2.77	0.45
7:G:99:ILE:HD12	7:G:99:ILE:HA	1.85	0.45
7:9:99:ILE:HD12	7:9:99:ILE:HA	1.85	0.45
6:6:163:TYR:CE1	7:9:152:ARG:HD2	2.51	0.45
4:D:187:VAL:N	4:D:188:PRO:HD2	2.32	0.45
3:3:346:ALA:HA	3:3:372:GLN:HB2	1.98	0.45
10:M:823:UNK:C	10:M:825:UNK:N	2.77	0.45
8:7:36:ASP:HB2	8:7:41:ILE:HD11	1.98	0.45
6:6:100:PRO:O	6:6:103:LYS:HD3	2.16	0.45
3:C:694:LEU:CB	3:C:762:ALA:HB2	2.42	0.45
4:4:221:VAL:HG23	4:4:272:VAL:CG1	2.46	0.45
4:D:221:VAL:HG23	4:D:272:VAL:CG1	2.46	0.45
6:F:163:TYR:CE1	7:G:152:ARG:HD2	2.51	0.45
4:4:126:LEU:O	4:4:130:LEU:HB2	2.17	0.45
3:C:270:ARG:O	3:C:271:SER:HB2	2.17	0.45
7:9:29:ALA:HA	7:9:30:PRO:HD2	1.83	0.45
8:J:36:ASP:HB2	8:J:41:ILE:HD11	1.98	0.45
4:4:367:ARG:CG	4:4:367:ARG:NH1	2.65	0.45
6:F:100:PRO:O	6:F:103:LYS:HD3	2.16	0.45
6:6:166:ARG:HD3	6:6:168:GLU:OE2	2.16	0.45
4:D:126:LEU:O	4:D:130:LEU:HB2	2.17	0.45
3:3:270:ARG:O	3:3:271:SER:HB2	2.17	0.45
5:E:67:ARG:HD3	5:E:96:GLU:HG3	1.99	0.45
5:5:67:ARG:HD3	5:5:96:GLU:HG3	1.99	0.45
6:F:166:ARG:HD3	6:F:168:GLU:OE2	2.17	0.45
3:C:117:LEU:CG	4:D:321:MET:HE2	2.47	0.45
3:3:117:LEU:CG	4:4:321:MET:HE2	2.47	0.45
1:A:357:THR:N	1:A:358:PRO:HD2	2.32	0.45

Continued on next page...

Continued from previous page...

Atom-1	Atom-2	Interatomic distance (Å)	Clash overlap (Å)
3:3:694:LEU:HB3	3:3:762:ALA:CB	2.42	0.45
4:D:40:VAL:HG23	6:F:88:MET:CE	2.46	0.45
4:4:40:VAL:HG23	6:6:88:MET:CE	2.46	0.45
4:4:91:PHE:CE1	4:4:120:LEU:HD12	2.51	0.45
3:C:20:MET:SD	3:C:32:LEU:CD2	3.05	0.45
3:3:20:MET:SD	3:3:32:LEU:CD2	3.05	0.45
5:5:53:VAL:HG22	5:5:55:LEU:CD1	2.46	0.45
8:J:108:ILE:HG22	8:J:114:ARG:NH1	2.32	0.45
1:A:367:MET:HE1	1:A:410:VAL:HG21	1.98	0.45
1:1:357:THR:N	1:1:358:PRO:HD2	2.32	0.45
6:6:99:MET:CG	6:6:100:PRO:HD2	2.42	0.45
3:C:694:LEU:HB3	3:C:762:ALA:CB	2.42	0.45
4:D:91:PHE:CE1	4:D:120:LEU:HD12	2.52	0.45
3:C:583:VAL:HG23	3:C:598:ALA:HA	1.99	0.45
3:3:583:VAL:HG23	3:3:598:ALA:HA	1.99	0.45
6:F:154:LEU:O	6:F:158:VAL:HG13	2.16	0.45
6:6:154:LEU:O	6:6:158:VAL:HG13	2.16	0.45
5:E:53:VAL:HG22	5:E:55:LEU:CD1	2.46	0.45
8:7:108:ILE:HG22	8:7:114:ARG:NH1	2.32	0.45
7:G:29:ALA:HA	7:G:30:PRO:HD2	1.83	0.45
1:1:367:MET:HE1	1:1:410:VAL:HG21	1.99	0.45
3:3:408:ILE:HD12	3:3:408:ILE:HA	1.83	0.45
10:P:920:UNK:C	10:P:1200:UNK:N	2.52	0.45
1:A:323:LEU:CD2	1:A:323:LEU:C	2.84	0.45
1:A:139:ARG:HG2	2:B:140:PRO:HD3	1.99	0.45
3:3:550:LEU:N	3:3:550:LEU:CD1	2.79	0.45
3:C:408:ILE:HA	3:C:408:ILE:HD12	1.83	0.45
3:3:688:ARG:HD3	3:3:688:ARG:HA	1.71	0.45
4:D:236:GLY:HA3	4:D:377:ASN:HD21	1.82	0.45
1:1:323:LEU:CD2	1:1:323:LEU:C	2.84	0.45
1:1:139:ARG:HG2	2:2:140:PRO:HD3	1.99	0.45
3:C:550:LEU:N	3:C:550:LEU:CD1	2.79	0.45
4:4:197:LEU:N	4:4:198:PRO:CD	2.80	0.45
4:D:197:LEU:N	4:D:198:PRO:CD	2.80	0.45
8:J:68:LEU:C	8:J:68:LEU:HD13	2.37	0.45
4:4:162:TRP:CE2	7:9:34:LYS:HD2	2.52	0.45
4:D:162:TRP:CE2	7:G:34:LYS:HD2	2.52	0.45
3:C:688:ARG:HD3	3:C:688:ARG:HA	1.71	0.45
10:M:920:UNK:C	10:M:1200:UNK:N	2.52	0.44
3:3:689:LYS:HG3	3:3:771:VAL:CA	2.38	0.44
4:4:236:GLY:HA3	4:4:377:ASN:HD21	1.82	0.44

Continued on next page...

Continued from previous page...

Atom-1	Atom-2	Interatomic distance (Å)	Clash overlap (Å)
6:F:99:MET:CG	6:F:100:PRO:HD2	2.42	0.44
3:3:621:VAL:O	3:3:621:VAL:HG23	2.16	0.44
6:F:76:ASP:O	6:F:77:VAL:CB	2.66	0.44
8:7:68:LEU:HD13	8:7:68:LEU:C	2.37	0.44
2:B:81:GLN:HB3	2:B:122:VAL:HG21	1.98	0.44
2:2:81:GLN:HB3	2:2:122:VAL:HG21	1.98	0.44
3:C:689:LYS:HG3	3:C:771:VAL:CA	2.38	0.44
3:C:230:CYS:HA	14:C:785:SF4:S2	2.57	0.44
3:C:621:VAL:O	3:C:621:VAL:HG23	2.16	0.44
4:D:99:LEU:HA	4:D:99:LEU:HD13	1.55	0.44
4:4:99:LEU:HD13	4:4:99:LEU:HA	1.55	0.44
6:6:76:ASP:O	6:6:77:VAL:CB	2.66	0.44
2:2:106:ILE:HG22	2:2:110:GLU:HB2	1.98	0.44
3:3:29:ASP:OD1	3:3:29:ASP:N	2.50	0.44
3:C:29:ASP:OD1	3:C:29:ASP:N	2.50	0.44
3:3:240:ALA:HB2	3:3:276:ARG:HB2	1.99	0.44
3:C:240:ALA:HB2	3:C:276:ARG:HB2	1.99	0.44
3:3:230:CYS:HA	14:3:785:SF4:S2	2.58	0.44
4:4:389:GLN:HG3	4:4:390:VAL:N	2.26	0.44
3:3:715:GLU:OE2	3:3:715:GLU:O	2.36	0.44
3:C:715:GLU:OE2	3:C:715:GLU:O	2.36	0.44
4:4:196:VAL:HG22	4:4:196:VAL:O	2.17	0.44
4:D:196:VAL:HG22	4:D:196:VAL:O	2.17	0.44
1:A:398:SER:HA	3:C:46:ARG:HD3	1.98	0.44
1:1:398:SER:HA	3:3:46:ARG:HD3	1.98	0.44
4:D:262:PHE:HD1	4:D:289:ILE:HD11	1.81	0.44
4:4:262:PHE:HD1	4:4:289:ILE:HD11	1.81	0.44
1:A:332:PRO:CD	2:B:90:LEU:HD23	2.47	0.44
1:1:332:PRO:CD	2:2:90:LEU:HD23	2.47	0.44
2:B:106:ILE:HG22	2:B:110:GLU:HB2	1.99	0.44
5:E:167:PRO:HB2	5:E:171:ARG:HH12	1.83	0.44
2:B:154:LEU:O	2:B:158:ARG:HB2	2.17	0.44
2:2:154:LEU:O	2:2:158:ARG:HB2	2.17	0.44
3:C:117:LEU:CA	4:D:321:MET:HE2	2.47	0.44
3:3:117:LEU:CA	4:4:321:MET:HE2	2.47	0.44
3:3:394:ASP:OD2	3:3:502:ASN:N	2.51	0.44
3:C:394:ASP:OD2	3:C:502:ASN:N	2.50	0.44
4:D:389:GLN:HG3	4:D:390:VAL:N	2.26	0.44
5:5:167:PRO:HB2	5:5:171:ARG:HH12	1.83	0.44
4:4:131:VAL:HG12	4:4:132:PHE:N	2.33	0.44
4:D:131:VAL:HG12	4:D:132:PHE:N	2.33	0.44

Continued on next page...

Continued from previous page...

Atom-1	Atom-2	Interatomic distance (Å)	Clash overlap (Å)
4:4:61:TYR:CZ	6:6:87:LYS:HE2	2.53	0.44
3:C:116:PRO:HG3	3:C:180:ARG:HG2	1.99	0.44
4:D:250:LYS:HE2	4:D:262:PHE:CD2	2.53	0.44
3:3:101:ARG:CB	3:3:101:ARG:CZ	2.94	0.44
3:C:101:ARG:CB	3:C:101:ARG:CZ	2.94	0.44
5:5:101:LEU:HA	5:5:102:PRO:HD2	1.86	0.44
1:A:10:ASP:OD1	1:A:11:PRO:HD2	2.18	0.44
4:4:144:THR:N	4:4:145:PRO:CD	2.81	0.44
3:C:663:ALA:O	3:C:666:ALA:HB3	2.18	0.44
3:3:256:CYS:HB2	3:3:265:ILE:HD13	1.98	0.44
3:C:6:VAL:HG12	3:C:7:ASN:N	2.32	0.44
3:3:6:VAL:HG12	3:3:7:ASN:N	2.32	0.44
3:3:663:ALA:O	3:3:666:ALA:HB3	2.18	0.44
4:D:144:THR:N	4:D:145:PRO:CD	2.81	0.44
3:C:256:CYS:HB2	3:C:265:ILE:HD13	1.99	0.44
4:D:61:TYR:CZ	6:F:87:LYS:HE2	2.53	0.44
3:3:116:PRO:HG3	3:3:180:ARG:HG2	1.99	0.44
1:A:93:ALA:O	1:A:134:VAL:HA	2.17	0.44
1:1:93:ALA:O	1:1:134:VAL:HA	2.17	0.44
1:1:10:ASP:OD1	1:1:11:PRO:HD2	2.18	0.44
4:4:159:LEU:O	4:4:162:TRP:HB2	2.18	0.44
3:3:240:ALA:CB	3:3:276:ARG:HB2	2.47	0.44
3:C:240:ALA:CB	3:C:276:ARG:HB2	2.48	0.44
8:J:78:LYS:HD3	8:J:78:LYS:HA	1.76	0.44
5:E:163:ARG:CD	7:G:69:TYR:CE1	3.00	0.44
5:5:163:ARG:CD	7:9:69:TYR:CE1	3.00	0.44
4:4:250:LYS:HE2	4:4:262:PHE:CD2	2.53	0.44
4:D:159:LEU:O	4:D:162:TRP:HB2	2.18	0.44
3:3:38:HIS:CE1	3:3:287:GLU:HB3	2.52	0.44
4:4:100:ALA:O	4:4:342:VAL:HG11	2.17	0.44
3:C:38:HIS:CE1	3:C:287:GLU:HB3	2.52	0.44
7:9:41:HIS:CD2	7:9:115:LEU:HD21	2.53	0.44
3:3:173:PHE:HB3	3:3:296:PHE:CE1	2.53	0.44
3:C:173:PHE:HB3	3:C:296:PHE:CE1	2.53	0.44
8:J:87:PRO:O	8:J:88:ARG:CB	2.53	0.44
5:E:101:LEU:HA	5:E:102:PRO:HD2	1.86	0.44
3:C:606:THR:O	3:C:610:LYS:HG3	2.18	0.44
4:D:100:ALA:O	4:D:342:VAL:HG11	2.17	0.44
3:3:334:LYS:HB3	3:3:334:LYS:NZ	2.33	0.44
8:7:78:LYS:HD3	8:7:78:LYS:HA	1.76	0.44
8:7:90:HIS:O	8:7:90:HIS:ND1	2.49	0.44

Continued on next page...

Continued from previous page...

Atom-1	Atom-2	Interatomic distance (Å)	Clash overlap (Å)
3:C:334:LYS:NZ	3:C:334:LYS:HB3	2.33	0.44
8:J:90:HIS:O	8:J:90:HIS:ND1	2.49	0.44
3:C:561:PRO:HG3	3:C:575:GLU:O	2.18	0.43
7:G:41:HIS:CD2	7:G:115:LEU:HD21	2.53	0.43
8:7:87:PRO:O	8:7:88:ARG:CB	2.53	0.43
5:E:146:LEU:HA	5:E:146:LEU:HD22	1.86	0.43
1:A:110:VAL:O	1:A:110:VAL:HG23	2.18	0.43
1:1:110:VAL:O	1:1:110:VAL:HG23	2.18	0.43
5:E:84:ASP:OD1	5:E:84:ASP:N	2.51	0.43
3:3:259:CYS:CB	3:3:260:PRO:CD	2.96	0.43
6:6:37:TRP:CE3	6:6:37:TRP:HA	2.53	0.43
6:F:37:TRP:HA	6:F:37:TRP:CE3	2.53	0.43
3:3:270:ARG:HB3	3:3:275:LEU:HD21	2.00	0.43
3:C:270:ARG:HB3	3:C:275:LEU:HD21	2.00	0.43
1:1:18:TYR:CE2	1:1:263:VAL:HG11	2.53	0.43
3:3:151:LEU:HD23	3:3:151:LEU:HA	1.86	0.43
3:3:561:PRO:HG3	3:3:575:GLU:O	2.18	0.43
1:A:211:LEU:HB2	1:A:216:THR:HG21	1.99	0.43
1:1:211:LEU:HB2	1:1:216:THR:HG21	2.00	0.43
1:A:134:VAL:HG23	1:A:135:ARG:O	2.17	0.43
1:1:134:VAL:HG23	1:1:135:ARG:O	2.17	0.43
5:5:84:ASP:OD1	5:5:84:ASP:N	2.51	0.43
3:C:259:CYS:CB	3:C:260:PRO:CD	2.96	0.43
1:A:18:TYR:CE2	1:A:263:VAL:HG11	2.53	0.43
3:3:606:THR:O	3:3:610:LYS:HG3	2.18	0.43
4:4:329:LYS:HA	4:4:329:LYS:HD2	1.87	0.43
3:C:151:LEU:HD23	3:C:151:LEU:HA	1.86	0.43
6:F:16:ARG:HG2	6:F:21:PHE:HE2	1.83	0.43
3:3:689:LYS:HB2	3:3:772:GLU:HG2	2.00	0.43
3:3:675:ARG:NH1	3:C:316:ARG:NH2	2.67	0.43
3:3:55:PRO:CD	3:3:74:GLN:N	2.80	0.43
3:C:55:PRO:CD	3:C:74:GLN:N	2.80	0.43
3:C:451:PHE:CE1	3:C:466:GLU:HB3	2.53	0.43
1:A:427:GLU:O	1:A:428:LYS:C	2.57	0.43
1:1:427:GLU:O	1:1:428:LYS:C	2.57	0.43
3:C:689:LYS:HB2	3:C:772:GLU:HG2	2.00	0.43
5:5:146:LEU:HD22	5:5:146:LEU:HA	1.86	0.43
6:6:16:ARG:HG2	6:6:21:PHE:HE2	1.83	0.43
3:3:451:PHE:CE1	3:3:466:GLU:HB3	2.53	0.43
4:D:153:ARG:NH1	4:D:153:ARG:HG3	2.33	0.43
4:4:233:GLY:CA	5:5:48:PHE:HE1	2.31	0.43

Continued on next page...

Continued from previous page...

Atom-1	Atom-2	Interatomic distance (Å)	Clash overlap (Å)
3:3:646:GLU:C	3:3:648:LEU:H	2.22	0.43
3:3:370:ASP:OD2	3:3:558:TRP:HD1	2.00	0.43
3:C:370:ASP:OD2	3:C:558:TRP:HD1	2.00	0.43
7:G:127:SER:O	7:G:130:VAL:HG12	2.18	0.43
7:9:127:SER:O	7:9:130:VAL:HG12	2.18	0.43
4:D:329:LYS:HA	4:D:329:LYS:HD2	1.87	0.43
1:1:186:THR:CG2	1:1:200:ARG:N	2.69	0.43
1:A:186:THR:CG2	1:A:200:ARG:N	2.69	0.43
6:F:104:TRP:NE1	6:F:173:VAL:HG22	2.33	0.43
6:6:104:TRP:NE1	6:6:173:VAL:HG22	2.33	0.43
4:4:153:ARG:HG3	4:4:153:ARG:NH1	2.33	0.43
3:3:627:ALA:HA	3:3:628:PRO:HD3	1.80	0.43
4:D:233:GLY:CA	5:E:48:PHE:HE1	2.31	0.43
3:C:409:LEU:HA	3:C:409:LEU:HD23	1.72	0.43
7:9:41:HIS:CE1	7:9:98:CYS:SG	3.12	0.43
7:G:41:HIS:CE1	7:G:98:CYS:SG	3.12	0.43
1:1:253:GLN:NE2	1:1:253:GLN:N	2.57	0.43
3:3:571:VAL:HG11	3:3:591:HIS:CD2	2.54	0.43
3:C:571:VAL:HG11	3:C:591:HIS:CD2	2.54	0.43
3:C:20:MET:HE1	3:C:433:ALA:HB2	1.98	0.43
1:1:89:LEU:HD21	1:1:121:ALA:HB3	1.99	0.43
8:J:92:HIS:O	8:J:93:LEU:HD12	2.18	0.43
8:7:92:HIS:O	8:7:93:LEU:HD12	2.18	0.43
3:C:646:GLU:C	3:C:648:LEU:H	2.22	0.43
12:R:297:UNK:CA	13:H:500:UNK:CA	2.96	0.43
3:C:117:LEU:HG	4:D:321:MET:HE2	2.01	0.43
3:3:117:LEU:HG	4:4:321:MET:HE2	2.01	0.43
1:A:253:GLN:N	1:A:253:GLN:NE2	2.57	0.43
1:1:291:ILE:HA	1:1:292:PRO:HD2	1.64	0.43
3:C:384:PRO:HG3	3:C:542:ARG:HE	1.83	0.43
1:A:89:LEU:HD21	1:A:121:ALA:HB3	1.99	0.43
3:C:627:ALA:HA	3:C:628:PRO:HD3	1.80	0.43
3:3:497:TRP:O	3:3:528:LYS:HE3	2.18	0.43
3:C:497:TRP:O	3:C:528:LYS:HE3	2.18	0.43
13:H:414:UNK:CA	13:H:515:UNK:CA	2.97	0.43
13:T:414:UNK:CA	13:T:515:UNK:CA	2.97	0.43
12:S:297:UNK:CA	13:T:500:UNK:CA	2.96	0.43
3:3:9:ARG:HE	3:3:9:ARG:HB2	1.65	0.43
1:A:228:VAL:HB	1:A:229:PRO:CD	2.49	0.43
7:9:99:ILE:HG22	7:9:101:CYS:SG	2.58	0.43
3:C:567:TYR:HE1	3:C:586:HIS:HB2	1.82	0.43

Continued on next page...

Continued from previous page...

Atom-1	Atom-2	Interatomic distance (Å)	Clash overlap (Å)
3:3:567:TYR:HE1	3:3:586:HIS:HB2	1.83	0.43
6:F:106:ILE:CD1	6:F:151:VAL:HG12	2.49	0.43
8:J:121:ARG:NH1	8:J:121:ARG:CG	2.81	0.43
3:3:384:PRO:HG3	3:3:542:ARG:HE	1.83	0.43
5:5:167:PRO:HB3	7:9:66:TYR:CE2	2.53	0.43
5:E:167:PRO:HB3	7:G:66:TYR:CE2	2.53	0.43
3:3:409:LEU:HD23	3:3:409:LEU:HA	1.72	0.43
1:1:228:VAL:HB	1:1:229:PRO:CD	2.49	0.43
1:A:291:ILE:HA	1:A:292:PRO:HD2	1.64	0.43
3:3:513:GLN:HG2	3:3:769:LEU:HD23	2.01	0.43
3:C:513:GLN:HG2	3:C:769:LEU:HD23	2.01	0.43
6:6:106:ILE:CD1	6:6:151:VAL:HG12	2.49	0.43
3:3:753:VAL:HA	3:3:754:PRO:HD2	1.83	0.43
3:C:753:VAL:HA	3:C:754:PRO:HD2	1.83	0.43
8:7:121:ARG:NH1	8:7:121:ARG:CG	2.81	0.43
4:4:163:VAL:HG13	4:4:164:THR:HG23	2.00	0.43
4:D:240:ARG:HB2	4:D:266:LEU:HD23	2.01	0.43
7:G:99:ILE:HG22	7:G:101:CYS:SG	2.58	0.43
3:3:120:PRO:HG2	8:7:42:TYR:CZ	2.53	0.43
3:C:120:PRO:HG2	8:J:42:TYR:CZ	2.53	0.43
4:D:76:LEU:O	4:D:76:LEU:HD12	2.19	0.43
4:4:76:LEU:HD12	4:4:76:LEU:O	2.19	0.43
4:4:82:THR:N	4:4:83:PRO:HD2	2.33	0.43
1:A:414:LEU:O	1:A:418:LYS:HB2	2.19	0.43
4:4:240:ARG:HB2	4:4:266:LEU:HD23	2.01	0.43
4:D:163:VAL:HG13	4:D:164:THR:HG23	2.01	0.43
3:C:88:ALA:N	3:C:91:MET:HE2	2.34	0.42
6:6:104:TRP:HA	6:6:134:ASP:OD2	2.19	0.42
1:1:177:ALA:HB3	2:2:67:TYR:CD2	2.54	0.42
1:A:177:ALA:HB3	2:B:67:TYR:CD2	2.54	0.42
4:D:82:THR:N	4:D:83:PRO:HD2	2.33	0.42
3:C:471:GLY:HA2	3:C:473:GLU:OE2	2.19	0.42
3:3:471:GLY:HA2	3:3:473:GLU:OE2	2.19	0.42
3:3:45:CYS:SG	3:3:47:MET:HB2	2.59	0.42
1:1:414:LEU:O	1:1:418:LYS:HB2	2.19	0.42
3:3:413:LEU:HD13	3:3:448:MET:HE1	2.01	0.42
1:A:6:LEU:HB2	1:A:241:MET:HA	2.00	0.42
1:1:6:LEU:HB2	1:1:241:MET:HA	2.00	0.42
3:3:55:PRO:HG3	3:3:74:GLN:CB	2.49	0.42
1:1:341:MET:HE1	1:1:409:PRO:CB	2.47	0.42
3:3:88:ALA:N	3:3:91:MET:HE2	2.34	0.42

Continued on next page...

Continued from previous page...

Atom-1	Atom-2	Interatomic distance (Å)	Clash overlap (Å)
3:3:260:PRO:HG3	3:3:536:THR:O	2.19	0.42
3:C:260:PRO:HG3	3:C:536:THR:O	2.19	0.42
3:C:45:CYS:SG	3:C:47:MET:HB2	2.59	0.42
4:4:119:ILE:O	4:4:123:LEU:HB2	2.19	0.42
3:C:9:ARG:HB2	3:C:9:ARG:HE	1.65	0.42
3:C:776:LEU:HD23	3:C:776:LEU:N	2.34	0.42
1:A:211:LEU:HD12	1:A:211:LEU:HA	1.65	0.42
1:1:211:LEU:HA	1:1:211:LEU:HD12	1.65	0.42
4:4:64:THR:N	4:4:409:ARG:OXT	2.52	0.42
3:C:55:PRO:HG3	3:C:74:GLN:CB	2.49	0.42
2:B:79:HIS:O	2:B:136:VAL:O	2.38	0.42
2:2:79:HIS:O	2:2:136:VAL:O	2.38	0.42
6:F:163:TYR:CD2	6:F:169:ARG:HA	2.54	0.42
6:6:163:TYR:CD2	6:6:169:ARG:HA	2.54	0.42
3:C:716:LEU:CD2	3:C:758:LEU:HB3	2.47	0.42
3:3:716:LEU:CD2	3:3:758:LEU:HB3	2.47	0.42
5:E:134:LYS:HB2	5:E:134:LYS:HE3	1.67	0.42
6:F:104:TRP:HA	6:F:134:ASP:OD2	2.19	0.42
6:F:32:ARG:NH1	6:F:102:PRO:HG2	2.34	0.42
4:D:119:ILE:O	4:D:123:LEU:HB2	2.19	0.42
6:6:32:ARG:NH1	6:6:102:PRO:HG2	2.34	0.42
1:1:188:LEU:C	1:1:188:LEU:HD23	2.40	0.42
1:A:188:LEU:HD23	1:A:188:LEU:C	2.40	0.42
3:3:776:LEU:HD23	3:3:776:LEU:N	2.34	0.42
3:C:516:VAL:O	3:C:520:ARG:HG3	2.19	0.42
1:A:395:GLU:O	1:A:396:GLY:C	2.56	0.42
1:1:395:GLU:O	1:1:396:GLY:C	2.56	0.42
4:D:64:THR:N	4:D:409:ARG:OXT	2.52	0.42
3:C:120:PRO:O	3:C:245:ARG:NH1	2.53	0.42
1:A:239:ALA:C	1:A:241:MET:H	2.23	0.42
1:A:5:ILE:HG22	1:A:6:LEU:N	2.34	0.42
1:1:5:ILE:HG22	1:1:6:LEU:N	2.34	0.42
3:3:695:ARG:HD2	3:3:717:TRP:CZ3	2.54	0.42
1:A:341:MET:HE1	1:A:409:PRO:CB	2.47	0.42
5:5:134:LYS:HB2	5:5:134:LYS:HE3	1.67	0.42
5:E:54:GLY:C	5:E:55:LEU:HD12	2.40	0.42
1:1:392:PRO:O	1:1:397:ARG:NH1	2.52	0.42
1:A:392:PRO:O	1:A:397:ARG:NH1	2.52	0.42
2:B:168:LEU:HA	2:B:169:PRO:HD2	1.79	0.42
3:3:516:VAL:O	3:3:520:ARG:HG3	2.19	0.42
7:G:41:HIS:HE1	7:G:98:CYS:SG	2.42	0.42

Continued on next page...

Continued from previous page...

Atom-1	Atom-2	Interatomic distance (Å)	Clash overlap (Å)
1:A:248:GLY:O	1:A:268:MET:HB2	2.19	0.42
1:1:248:GLY:O	1:1:268:MET:HB2	2.19	0.42
3:3:120:PRO:O	3:3:245:ARG:NH1	2.53	0.42
2:2:27:ILE:HD13	2:2:60:VAL:HG22	2.01	0.42
2:B:27:ILE:HD13	2:B:60:VAL:HG22	2.01	0.42
3:3:753:VAL:HG13	3:3:759:TYR:CD1	2.55	0.42
3:C:695:ARG:HD2	3:C:717:TRP:CZ3	2.54	0.42
2:B:61:MET:HB2	3:C:214:MET:HG3	2.01	0.42
2:2:61:MET:HB2	3:3:214:MET:HG3	2.01	0.42
4:D:65:GLY:O	4:D:69:THR:CG2	2.67	0.42
5:E:16:PRO:HD2	5:E:28:VAL:HG13	2.01	0.42
5:5:16:PRO:HD2	5:5:28:VAL:HG13	2.01	0.42
5:5:54:GLY:C	5:5:55:LEU:HD12	2.40	0.42
2:2:168:LEU:HA	2:2:169:PRO:HD2	1.79	0.42
7:9:41:HIS:HE1	7:9:98:CYS:SG	2.42	0.42
4:D:234:LEU:O	4:D:236:GLY:N	2.53	0.42
4:4:234:LEU:O	4:4:236:GLY:N	2.53	0.42
3:3:11:VAL:HG21	3:3:26:ALA:HB2	2.00	0.42
3:C:11:VAL:HG21	3:C:26:ALA:HB2	1.99	0.42
1:1:239:ALA:C	1:1:241:MET:H	2.23	0.42
1:A:364:ALA:HB3	3:C:207:VAL:HG13	2.01	0.42
1:1:364:ALA:HB3	3:3:207:VAL:HG13	2.01	0.42
4:4:65:GLY:O	4:4:69:THR:CG2	2.67	0.42
2:2:43:PRO:O	2:2:47:GLU:HG3	2.19	0.42
10:M:916:UNK:C	10:M:1203:UNK:CA	2.97	0.42
2:B:43:PRO:O	2:B:47:GLU:HG3	2.19	0.42
3:3:485:GLU:O	6:F:16:ARG:NE	2.47	0.42
4:4:143:LEU:O	4:4:143:LEU:HD23	2.19	0.42
4:D:297:LEU:HA	4:D:297:LEU:HD12	1.85	0.42
4:4:297:LEU:HA	4:4:297:LEU:HD12	1.85	0.42
1:A:272:PHE:HB3	1:A:276:ILE:HD11	2.01	0.42
1:1:272:PHE:HB3	1:1:276:ILE:HD11	2.02	0.42
2:2:27:ILE:O	2:2:31:LEU:HD22	2.20	0.42
2:B:27:ILE:O	2:B:31:LEU:HD22	2.20	0.42
1:A:17:LEU:HD12	1:A:251:LEU:CD1	2.49	0.42
3:C:753:VAL:HG13	3:C:759:TYR:CD1	2.55	0.42
5:E:120:ASP:OD1	5:E:134:LYS:HG3	2.19	0.42
10:P:916:UNK:C	10:P:1203:UNK:CA	2.98	0.42
5:5:87:ARG:O	5:5:88:PHE:HB3	2.19	0.42
2:2:3:PHE:HB3	2:2:48:GLU:OE1	2.20	0.42
3:C:139:LEU:HD11	3:C:154:TYR:CD1	2.54	0.42

Continued on next page...

Continued from previous page...

Atom-1	Atom-2	Interatomic distance (Å)	Clash overlap (Å)
5:E:66:GLU:HG2	5:E:95:PRO:CA	2.12	0.42
4:D:143:LEU:O	4:D:143:LEU:HD23	2.19	0.42
1:A:211:LEU:CB	1:A:216:THR:HG21	2.50	0.42
1:A:249:MET:HA	1:A:267:PRO:HA	2.02	0.42
1:1:249:MET:HA	1:1:267:PRO:HA	2.02	0.42
1:1:17:LEU:HD12	1:1:251:LEU:CD1	2.49	0.42
5:5:120:ASP:OD1	5:5:134:LYS:HG3	2.19	0.42
4:4:196:VAL:O	4:4:200:ARG:HB2	2.20	0.42
4:4:197:LEU:O	4:4:200:ARG:HB3	2.20	0.42
4:D:196:VAL:O	4:D:200:ARG:HB2	2.20	0.42
4:D:197:LEU:O	4:D:200:ARG:HB3	2.20	0.42
5:5:53:VAL:HG22	5:5:55:LEU:HD12	2.02	0.42
4:D:182:LEU:HD22	4:D:186:PHE:CD2	2.54	0.42
1:A:70:PHE:CG	1:A:71:PRO:HD2	2.54	0.42
4:4:182:LEU:HD22	4:4:186:PHE:CD2	2.54	0.42
5:E:87:ARG:O	5:E:88:PHE:HB3	2.19	0.42
8:7:14:VAL:O	8:7:17:LEU:HB2	2.20	0.42
3:C:414:SER:OG	3:C:443:ARG:NH2	2.53	0.42
3:3:139:LEU:HD11	3:3:154:TYR:CD1	2.54	0.42
8:J:14:VAL:O	8:J:17:LEU:HB2	2.20	0.42
2:B:3:PHE:HB3	2:B:48:GLU:OE1	2.20	0.42
1:1:211:LEU:CB	1:1:216:THR:HG21	2.50	0.42
4:4:250:LYS:HG3	4:4:264:VAL:HG21	2.01	0.42
7:9:96:LEU:HD21	7:9:129:LEU:HD13	2.01	0.42
7:G:96:LEU:HD21	7:G:129:LEU:HD13	2.01	0.42
4:D:88:LEU:HA	4:D:88:LEU:HD23	1.92	0.42
4:D:393:MET:CA	4:D:396:ILE:HG22	2.49	0.42
4:4:393:MET:CA	4:4:396:ILE:HG22	2.49	0.42
3:3:261:VAL:HG23	14:3:786:SF4:S2	2.60	0.42
3:C:261:VAL:HG23	14:C:786:SF4:S2	2.60	0.42
5:E:53:VAL:HG22	5:E:55:LEU:HD12	2.02	0.42
8:7:108:ILE:CD1	8:7:108:ILE:N	2.83	0.42
3:C:194:VAL:HG12	3:C:195:PRO:HD3	2.02	0.42
5:E:64:ARG:HB3	5:E:65:PRO:HD2	2.02	0.42
5:E:78:PRO:HG3	5:E:85:GLY:CA	2.49	0.42
3:3:414:SER:OG	3:3:443:ARG:NH2	2.53	0.42
3:C:460:LYS:HE2	3:C:460:LYS:HB2	1.84	0.42
3:3:460:LYS:HB2	3:3:460:LYS:HE2	1.84	0.42
5:5:66:GLU:HG2	5:5:95:PRO:CA	2.12	0.42
6:6:138:PRO:HG3	7:9:121:MET:HG3	2.02	0.42
6:6:96:TRP:O	6:6:99:MET:HB2	2.20	0.42

Continued on next page...

Continued from previous page...

Atom-1	Atom-2	Interatomic distance (Å)	Clash overlap (Å)
4:D:250:LYS:HG3	4:D:264:VAL:HG21	2.01	0.42
3:3:591:HIS:ND1	3:3:592:PRO:N	2.68	0.42
3:C:591:HIS:ND1	3:C:592:PRO:N	2.68	0.42
4:D:400:LEU:HA	4:D:400:LEU:HD23	1.86	0.42
3:3:194:VAL:HG12	3:3:195:PRO:HD3	2.02	0.42
1:1:70:PHE:CG	1:1:71:PRO:HD2	2.54	0.42
2:2:142:VAL:HG11	2:2:153:LEU:HG	2.02	0.42
5:5:78:PRO:HG3	5:5:85:GLY:CA	2.49	0.42
5:5:64:ARG:HB3	5:5:65:PRO:HD2	2.02	0.42
6:F:137:VAL:O	6:F:137:VAL:HG13	2.19	0.41
6:F:138:PRO:HG3	7:G:121:MET:HG3	2.02	0.41
3:3:501:LYS:N	3:3:501:LYS:CD	2.73	0.41
6:F:96:TRP:O	6:F:99:MET:HB2	2.20	0.41
8:J:108:ILE:N	8:J:108:ILE:CD1	2.83	0.41
3:C:397:LEU:HD21	3:C:480:LEU:HD13	2.01	0.41
2:B:142:VAL:HG11	2:B:153:LEU:HG	2.02	0.41
3:C:267:ALA:HA	3:C:277:ILE:HD13	2.01	0.41
3:C:501:LYS:N	3:C:501:LYS:CD	2.73	0.41
9:O:119:UNK:C	9:O:122:UNK:N	2.83	0.41
9:L:119:UNK:C	9:L:122:UNK:N	2.83	0.41
3:3:168:HIS:HA	3:3:169:PRO:HD2	1.93	0.41
3:C:168:HIS:HA	3:C:169:PRO:HD2	1.93	0.41
4:4:88:LEU:HA	4:4:88:LEU:HD23	1.93	0.41
6:6:137:VAL:HG13	6:6:137:VAL:O	2.19	0.41
4:4:400:LEU:HD23	4:4:400:LEU:HA	1.86	0.41
1:1:97:GLU:HB2	1:1:180:TYR:HE1	1.85	0.41
1:A:97:GLU:HB2	1:A:180:TYR:HE1	1.85	0.41
3:3:397:LEU:HD21	3:3:480:LEU:HD13	2.01	0.41
3:3:694:LEU:HD12	3:3:769:LEU:HB2	2.01	0.41
3:C:694:LEU:HD12	3:C:769:LEU:HB2	2.01	0.41
3:C:337:ARG:HD3	3:C:340:GLU:CG	2.50	0.41
5:E:2:ARG:HG3	5:E:84:ASP:CG	2.39	0.41
4:D:70:MET:C	4:D:72:HIS:H	2.23	0.41
1:A:391:LEU:N	1:A:392:PRO:CD	2.83	0.41
1:1:273:ARG:O	1:1:277:TYR:HB2	2.21	0.41
1:1:188:LEU:O	1:1:188:LEU:HD23	2.20	0.41
3:3:267:ALA:HA	3:3:277:ILE:HD13	2.01	0.41
6:6:146:ALA:HB2	7:9:119:PHE:HD1	1.85	0.41
6:F:146:ALA:HB2	7:G:119:PHE:HD1	1.85	0.41
3:3:390:LEU:O	3:3:416:PHE:CD1	2.73	0.41
1:A:438:ARG:HD2	1:A:438:ARG:H	1.85	0.41

Continued on next page...

Continued from previous page...

Atom-1	Atom-2	Interatomic distance (Å)	Clash overlap (Å)
3:3:487:SER:HB3	6:F:17:GLU:HB2	2.02	0.41
1:A:246:SER:O	1:A:268:MET:HG2	2.20	0.41
3:3:337:ARG:HD3	3:3:340:GLU:CG	2.50	0.41
4:D:40:VAL:O	4:D:40:VAL:CG2	2.64	0.41
4:4:70:MET:C	4:4:72:HIS:H	2.23	0.41
3:C:33:PHE:CZ	3:C:130:LEU:HD12	2.56	0.41
1:1:391:LEU:N	1:1:392:PRO:CD	2.83	0.41
1:A:273:ARG:O	1:A:277:TYR:HB2	2.21	0.41
1:A:438:ARG:N	1:A:438:ARG:HD2	2.35	0.41
3:C:390:LEU:O	3:C:416:PHE:CD1	2.73	0.41
3:3:30:VAL:HG22	3:3:48:CYS:HA	2.03	0.41
1:1:438:ARG:H	1:1:438:ARG:HD2	1.85	0.41
1:1:438:ARG:N	1:1:438:ARG:HD2	2.35	0.41
3:3:487:SER:HB3	6:F:17:GLU:CB	2.50	0.41
3:3:486:GLY:CA	6:F:17:GLU:OE1	2.54	0.41
7:9:121:MET:HG3	7:9:121:MET:O	2.20	0.41
7:G:121:MET:O	7:G:121:MET:HG3	2.20	0.41
1:1:246:SER:O	1:1:268:MET:HG2	2.20	0.41
7:9:37:PHE:CG	7:9:38:HIS:N	2.89	0.41
7:G:37:PHE:CG	7:G:38:HIS:N	2.89	0.41
4:4:40:VAL:O	4:4:40:VAL:CG2	2.64	0.41
3:3:695:ARG:HA	3:3:696:PRO:HD2	1.91	0.41
5:5:2:ARG:HG3	5:5:84:ASP:CG	2.39	0.41
5:5:144:HIS:HA	5:5:145:PRO:HD2	1.86	0.41
3:C:473:GLU:O	3:C:477:LEU:HD12	2.20	0.41
3:3:473:GLU:O	3:3:477:LEU:HD12	2.20	0.41
3:3:33:PHE:CZ	3:3:130:LEU:HD12	2.56	0.41
1:A:188:LEU:O	1:A:188:LEU:HD23	2.20	0.41
4:4:337:PRO:HA	4:4:338:PRO:HD3	1.90	0.41
3:3:281:GLU:HG3	3:3:283:PRO:HD3	2.03	0.41
3:C:313:LYS:HB3	3:C:314:GLU:H	1.74	0.41
4:D:337:PRO:HA	4:D:338:PRO:HD3	1.90	0.41
3:C:30:VAL:HG22	3:C:48:CYS:HA	2.03	0.41
7:G:138:VAL:HG23	7:G:139:ASP:N	2.36	0.41
3:C:695:ARG:HA	3:C:696:PRO:HD2	1.91	0.41
1:A:106:ILE:HG23	1:A:110:VAL:HG23	2.00	0.41
3:3:583:VAL:HG23	3:3:599:HIS:H	1.84	0.41
5:E:137:THR:HB	5:E:141:LEU:HD22	2.02	0.41
4:D:381:LEU:HA	4:D:384:ALA:HB3	2.03	0.41
3:C:33:PHE:HZ	3:C:130:LEU:HD12	1.86	0.41
3:3:33:PHE:HZ	3:3:130:LEU:HD12	1.86	0.41

Continued on next page...

Continued from previous page...

Atom-1	Atom-2	Interatomic distance (Å)	Clash overlap (Å)
11:N:1215:UNK:C	11:N:1217:UNK:N	2.83	0.41
11:Q:1215:UNK:C	11:Q:1217:UNK:N	2.83	0.41
1:A:83:ASP:N	1:A:83:ASP:OD1	2.48	0.41
1:1:83:ASP:OD1	1:1:83:ASP:N	2.48	0.41
7:9:138:VAL:HG23	7:9:139:ASP:N	2.36	0.41
6:6:148:ILE:O	6:6:152:MET:HG3	2.21	0.41
6:F:148:ILE:O	6:F:152:MET:HG3	2.21	0.41
3:C:592:PRO:HA	3:C:595:GLU:OE2	2.20	0.41
5:E:144:HIS:HA	5:E:145:PRO:HD2	1.86	0.41
5:E:150:TYR:HA	5:E:151:PRO:HD3	1.77	0.41
1:A:53:VAL:HG13	1:A:124:ALA:HB2	2.03	0.41
5:5:137:THR:HB	5:5:141:LEU:HD22	2.02	0.41
4:4:381:LEU:HA	4:4:384:ALA:HB3	2.03	0.41
3:3:317:LEU:H	3:3:317:LEU:HD22	1.85	0.41
7:G:71:GLU:HB2	7:G:90:VAL:HB	2.02	0.41
3:C:281:GLU:HG3	3:C:283:PRO:HD3	2.03	0.41
5:E:81:LYS:HB2	5:E:82:ASP:H	1.58	0.41
7:9:71:GLU:HB2	7:9:90:VAL:HB	2.02	0.41
6:6:147:LEU:HD13	6:6:147:LEU:O	2.20	0.41
1:1:158:LEU:HD23	1:1:158:LEU:HA	1.86	0.41
4:4:224:ILE:HD11	4:4:275:ARG:CZ	2.50	0.41
3:3:361:ALA:CB	3:3:369:LEU:HD13	2.50	0.41
1:A:272:PHE:HB3	1:A:276:ILE:CD1	2.51	0.41
5:E:132:LEU:HA	5:E:132:LEU:HD23	1.58	0.41
5:E:106:ASP:HB2	5:E:107:LEU:CD1	2.47	0.41
4:4:47:LEU:HA	4:4:53:LEU:HD23	2.03	0.41
3:3:592:PRO:HA	3:3:595:GLU:OE2	2.20	0.41
3:3:469:ARG:HB2	3:3:470:PRO:HD2	2.03	0.41
3:3:695:ARG:NH1	3:3:697:THR:HG22	2.36	0.41
3:C:695:ARG:NH1	3:C:697:THR:HG22	2.36	0.41
3:C:469:ARG:HB2	3:C:470:PRO:HD2	2.03	0.41
1:A:135:ARG:C	1:A:137:GLU:H	2.24	0.41
1:A:169:PHE:CE2	1:A:171:LEU:CD1	3.03	0.41
1:1:106:ILE:HG23	1:1:110:VAL:HG23	2.01	0.41
1:1:135:ARG:C	1:1:137:GLU:H	2.24	0.41
1:1:169:PHE:CE2	1:1:171:LEU:CD1	3.03	0.41
3:3:20:MET:HE1	3:3:433:ALA:HB2	2.00	0.41
3:C:583:VAL:HG23	3:C:599:HIS:H	1.85	0.41
5:5:150:TYR:HA	5:5:151:PRO:HD3	1.77	0.41
1:1:53:VAL:HG13	1:1:124:ALA:HB2	2.03	0.41
3:C:87:VAL:HG12	3:C:91:MET:HE1	2.02	0.41

Continued on next page...

Continued from previous page...

Atom-1	Atom-2	Interatomic distance (Å)	Clash overlap (Å)
3:3:477:LEU:CD2	3:3:521:ALA:HB2	2.50	0.41
3:C:477:LEU:CD2	3:C:521:ALA:HB2	2.50	0.41
5:E:16:PRO:HB2	5:E:28:VAL:CG1	2.51	0.41
3:3:118:ASP:HB2	14:3:784:SF4:S1	2.61	0.41
3:C:118:ASP:HB2	14:C:784:SF4:S1	2.61	0.41
3:C:317:LEU:HD22	3:C:317:LEU:H	1.85	0.41
1:A:273:ARG:HA	1:A:307:LEU:HD22	2.03	0.41
1:1:273:ARG:HA	1:1:307:LEU:HD22	2.03	0.41
3:3:17:THR:HG22	3:3:18:SER:O	2.21	0.41
3:3:30:VAL:CG2	3:3:48:CYS:HA	2.50	0.41
3:C:30:VAL:CG2	3:C:48:CYS:HA	2.50	0.41
3:C:50:VAL:HG12	3:C:95:THR:HG22	2.02	0.41
6:F:147:LEU:O	6:F:147:LEU:HD13	2.20	0.41
1:A:158:LEU:HA	1:A:158:LEU:HD23	1.86	0.41
9:L:1506:UNK:C	9:L:1508:UNK:N	2.84	0.41
5:5:81:LYS:HB2	5:5:82:ASP:H	1.58	0.41
1:1:32:TYR:O	1:1:37:GLY:HA2	2.20	0.41
1:A:32:TYR:O	1:A:37:GLY:HA2	2.20	0.41
3:3:50:VAL:HG12	3:3:95:THR:HG22	2.02	0.41
3:3:487:SER:N	6:F:17:GLU:HB2	2.35	0.41
4:D:224:ILE:HD11	4:D:275:ARG:CZ	2.50	0.41
1:1:102:LYS:HG2	1:1:253:GLN:OE1	2.21	0.41
1:A:102:LYS:HG2	1:A:253:GLN:OE1	2.21	0.41
1:1:272:PHE:HB3	1:1:276:ILE:CD1	2.51	0.41
5:E:107:LEU:N	5:E:107:LEU:CD1	2.82	0.41
5:5:107:LEU:CD1	5:5:107:LEU:N	2.82	0.41
4:D:47:LEU:HA	4:D:53:LEU:HD23	2.03	0.41
1:1:17:LEU:C	1:1:19:ALA:H	2.25	0.41
1:A:17:LEU:C	1:A:19:ALA:H	2.25	0.41
1:A:107:LEU:CD2	1:A:114:LEU:HD12	2.51	0.41
1:1:107:LEU:CD2	1:1:114:LEU:HD12	2.51	0.41
4:4:102:GLU:HG2	4:4:175:ILE:O	2.21	0.41
3:3:737:GLU:O	3:3:773:GLY:HA3	2.20	0.41
1:A:63:ARG:NH1	1:A:313:TYR:HB3	2.36	0.41
1:1:63:ARG:NH1	1:1:313:TYR:HB3	2.36	0.41
3:3:87:VAL:HG12	3:3:91:MET:HE1	2.02	0.41
5:5:16:PRO:HB2	5:5:28:VAL:CG1	2.51	0.41
3:C:17:THR:HG22	3:C:18:SER:O	2.21	0.41
1:1:55:GLU:O	1:1:59:ARG:HG3	2.20	0.41
9:O:1506:UNK:C	9:O:1508:UNK:N	2.84	0.41
3:C:361:ALA:CB	3:C:369:LEU:HD13	2.50	0.40

Continued on next page...

Continued from previous page...

Atom-1	Atom-2	Interatomic distance (Å)	Clash overlap (Å)
5:5:132:LEU:HA	5:5:132:LEU:HD23	1.58	0.40
5:5:106:ASP:HB2	5:5:107:LEU:CD1	2.47	0.40
2:B:79:HIS:ND1	2:B:118:SER:CB	2.85	0.40
4:4:314:ARG:HG3	8:7:44:MET:HE1	2.02	0.40
2:2:79:HIS:ND1	2:2:118:SER:CB	2.85	0.40
4:D:102:GLU:HG2	4:D:175:ILE:O	2.21	0.40
3:C:737:GLU:O	3:C:773:GLY:HA3	2.20	0.40
6:6:154:LEU:HG	6:6:154:LEU:O	2.20	0.40
2:B:106:ILE:HG23	2:B:110:GLU:HB2	2.01	0.40
6:F:18:GLY:O	6:F:19:ILE:C	2.60	0.40
3:C:422:PRO:HA	3:C:423:PRO:HD2	1.91	0.40
6:6:18:GLY:O	6:6:19:ILE:C	2.60	0.40
1:A:55:GLU:O	1:A:59:ARG:HG3	2.20	0.40
3:3:307:LYS:HE2	3:3:307:LYS:HB3	1.75	0.40
3:C:440:ARG:HG3	3:C:440:ARG:NH1	2.34	0.40
4:D:314:ARG:HG3	8:J:44:MET:HE1	2.02	0.40
5:5:2:ARG:HD2	5:5:84:ASP:OD1	2.21	0.40
6:F:154:LEU:O	6:F:154:LEU:HG	2.20	0.40
2:2:106:ILE:HG23	2:2:110:GLU:HB2	2.02	0.40
3:C:629:ILE:HG22	3:C:630:GLU:N	2.37	0.40
4:4:164:THR:OG1	4:4:170:HIS:HB3	2.21	0.40
4:D:164:THR:OG1	4:D:170:HIS:HB3	2.21	0.40
5:E:195:LEU:O	5:E:196:TRP:C	2.60	0.40
5:5:195:LEU:O	5:5:196:TRP:C	2.60	0.40
3:C:307:LYS:HE2	3:C:307:LYS:HB3	1.75	0.40
3:3:440:ARG:HG3	3:3:440:ARG:NH1	2.34	0.40
3:3:571:VAL:HA	3:3:572:PRO:HD3	1.90	0.40
3:3:629:ILE:HG22	3:3:630:GLU:N	2.37	0.40
1:1:373:LYS:HE2	1:1:378:GLN:O	2.22	0.40
1:A:373:LYS:HE2	1:A:378:GLN:O	2.22	0.40
3:3:422:PRO:HA	3:3:423:PRO:HD2	1.91	0.40
3:C:382:PHE:CD1	3:C:382:PHE:N	2.89	0.40
3:3:382:PHE:N	3:3:382:PHE:CD1	2.90	0.40
1:A:192:LEU:C	1:A:194:GLY:H	2.25	0.40
1:1:192:LEU:C	1:1:194:GLY:H	2.25	0.40
4:D:234:LEU:O	4:D:234:LEU:HD13	2.22	0.40
4:4:234:LEU:O	4:4:234:LEU:HD13	2.22	0.40
3:3:223:SER:O	3:3:226:ILE:HG12	2.21	0.40
3:C:223:SER:O	3:C:226:ILE:HG12	2.21	0.40
4:D:257:TYR:C	4:D:259:THR:H	2.25	0.40
3:3:373:GLY:HA3	3:3:538:ALA:HB2	2.03	0.40

Continued on next page...

Continued from previous page...

Atom-1	Atom-2	Interatomic distance (Å)	Clash overlap (Å)
3:C:571:VAL:HA	3:C:572:PRO:HD3	1.90	0.40
3:3:701:ALA:N	3:3:763:LEU:O	2.51	0.40
3:C:701:ALA:N	3:C:763:LEU:O	2.51	0.40
5:E:2:ARG:HD2	5:E:84:ASP:OD1	2.21	0.40
3:3:197:ASP:O	3:3:199:VAL:N	2.55	0.40
3:C:197:ASP:O	3:C:199:VAL:N	2.55	0.40
4:4:200:ARG:HG3	4:4:204:TYR:HE1	1.86	0.40
8:J:43:ARG:HH11	8:J:48:TYR:CB	2.33	0.40
3:3:454:TYR:HB2	3:3:752:ASP:OD2	2.20	0.40
7:G:126:TYR:CD1	7:G:126:TYR:C	2.95	0.40
4:D:288:LYS:HD3	4:D:288:LYS:HA	1.85	0.40
7:9:126:TYR:CD1	7:9:126:TYR:C	2.95	0.40
8:7:43:ARG:HH11	8:7:48:TYR:CB	2.33	0.40
6:F:137:VAL:HA	6:F:138:PRO:HD2	1.95	0.40
4:4:257:TYR:C	4:4:259:THR:H	2.25	0.40
1:1:269:GLY:O	1:1:270:THR:C	2.60	0.40
3:C:373:GLY:HA3	3:C:538:ALA:HB2	2.03	0.40
3:3:54:LEU:N	3:3:55:PRO:HD3	2.36	0.40
2:B:136:VAL:HG21	2:B:163:LEU:CD1	2.47	0.40
4:4:200:ARG:HE	4:4:200:ARG:HA	1.86	0.40
4:D:200:ARG:HA	4:D:200:ARG:HE	1.86	0.40
3:3:261:VAL:HG22	14:3:786:SF4:S2	2.62	0.40
4:4:131:VAL:HG23	4:4:153:ARG:NH1	2.36	0.40
3:C:7:ASN:OD1	3:C:96:LEU:HD12	2.22	0.40
7:9:126:TYR:C	7:9:126:TYR:HD1	2.25	0.40
4:D:276:MET:O	4:D:280:ILE:HG13	2.21	0.40
4:4:276:MET:O	4:4:280:ILE:HG13	2.21	0.40
4:4:288:LYS:HA	4:4:288:LYS:HD3	1.85	0.40

All (9) symmetry-related close contacts are listed below. The label for Atom-2 includes the symmetry operator and encoded unit-cell translations to be applied.

Atom-1	Atom-2	Interatomic distance (Å)	Clash overlap (Å)
3:3:319:GLU:OE2	3:C:679:ARG:CZ[1_655]	1.75	0.45
3:3:319:GLU:OE1	3:C:679:ARG:NH1[1_655]	1.84	0.36
6:6:16:ARG:CG	3:C:485:GLU:OE1[1_655]	1.91	0.29
6:6:16:ARG:CD	3:C:485:GLU:O[1_655]	1.99	0.21
3:3:319:GLU:CD	3:C:679:ARG:CZ[1_655]	2.07	0.13
3:3:319:GLU:OE2	3:C:679:ARG:NH1[1_655]	2.07	0.13
3:3:319:GLU:CD	3:C:679:ARG:NH2[1_655]	2.09	0.11

Continued on next page...

Continued from previous page...

Atom-1	Atom-2	Interatomic distance (Å)	Clash overlap (Å)
3:3:319:GLU:OE2	3:C:679:ARG:NE[1_655]	2.12	0.08
3:3:319:GLU:OE1	3:C:679:ARG:NH2[1_655]	2.18	0.02

5.3 Torsion angles [i](#)

5.3.1 Protein backbone [i](#)

In the following table, the Percentiles column shows the percent Ramachandran outliers of the chain as a percentile score with respect to all X-ray entries followed by that with respect to entries of similar resolution.

The Analysed column shows the number of residues for which the backbone conformation was analysed, and the total number of residues.

Mol	Chain	Analysed	Favoured	Allowed	Outliers	Percentiles	
1	1	435/438 (99%)	362 (83%)	58 (13%)	15 (3%)	5	42
1	A	435/438 (99%)	362 (83%)	58 (13%)	15 (3%)	5	42
2	2	176/181 (97%)	156 (89%)	16 (9%)	4 (2%)	8	50
2	B	176/181 (97%)	156 (89%)	16 (9%)	4 (2%)	8	50
3	3	748/783 (96%)	634 (85%)	91 (12%)	23 (3%)	5	44
3	C	748/783 (96%)	634 (85%)	91 (12%)	23 (3%)	5	44
4	4	373/409 (91%)	322 (86%)	37 (10%)	14 (4%)	4	38
4	D	373/409 (91%)	321 (86%)	38 (10%)	14 (4%)	4	38
5	5	194/207 (94%)	165 (85%)	23 (12%)	6 (3%)	5	44
5	E	194/207 (94%)	165 (85%)	23 (12%)	6 (3%)	5	44
6	6	141/181 (78%)	114 (81%)	22 (16%)	5 (4%)	4	41
6	F	141/181 (78%)	114 (81%)	22 (16%)	5 (4%)	4	41
7	9	152/182 (84%)	131 (86%)	17 (11%)	4 (3%)	7	47
7	G	152/182 (84%)	131 (86%)	17 (11%)	4 (3%)	7	47
8	7	125/129 (97%)	112 (90%)	12 (10%)	1 (1%)	24	70
8	J	125/129 (97%)	112 (90%)	12 (10%)	1 (1%)	24	70
All	All	4688/5020 (93%)	3991 (85%)	553 (12%)	144 (3%)	5	44

All (144) Ramachandran outliers are listed below:

Mol	Chain	Res	Type
1	1	4	PRO
1	1	81	LYS
2	2	86	LEU
2	2	136	VAL
2	2	140	PRO
3	3	6	VAL
3	3	117	LEU
3	3	580	LYS
7	9	173	PHE
1	A	4	PRO
1	A	81	LYS
2	B	86	LEU
2	B	136	VAL
2	B	140	PRO
3	C	6	VAL
3	C	117	LEU
3	C	580	LYS
7	G	173	PHE
1	1	37	GLY
1	1	160	LYS
3	3	125	GLY
3	3	184	CYS
3	3	204	GLU
3	3	285	VAL
3	3	563	ALA
4	4	51	GLU
4	4	236	GLY
4	4	258	GLU
4	4	334	GLY
5	5	176	GLY
6	6	45	CYS
6	6	77	VAL
6	6	126	ASN
1	A	37	GLY
1	A	160	LYS
3	C	125	GLY
3	C	184	CYS
3	C	204	GLU
3	C	285	VAL
3	C	563	ALA
4	D	51	GLU
4	D	236	GLY
4	D	258	GLU

Continued on next page...

Continued from previous page...

Mol	Chain	Res	Type
4	D	334	GLY
5	E	176	GLY
6	F	45	CYS
6	F	77	VAL
6	F	126	ASN
1	1	18	TYR
1	1	166	ASP
1	1	311	MET
3	3	220	SER
3	3	365	LYS
4	4	235	THR
4	4	389	GLN
5	5	47	ASN
7	9	37	PHE
7	9	48	ASN
1	A	18	TYR
1	A	166	ASP
1	A	311	MET
3	C	220	SER
3	C	365	LYS
4	D	235	THR
4	D	389	GLN
5	E	47	ASN
7	G	37	PHE
7	G	48	ASN
1	1	43	ARG
1	1	314	GLU
3	3	139	LEU
3	3	219	PRO
4	4	255	SER
4	4	390	VAL
5	5	81	LYS
5	5	111	ALA
5	5	138	PRO
1	A	43	ARG
1	A	314	GLU
3	C	139	LEU
3	C	219	PRO
4	D	255	SER
4	D	390	VAL
5	E	81	LYS
5	E	138	PRO

Continued on next page...

Continued from previous page...

Mol	Chain	Res	Type
1	1	292	PRO
1	1	313	TYR
2	2	48	GLU
3	3	54	LEU
3	3	372	GLN
3	3	704	ALA
4	4	211	SER
4	4	381	LEU
5	5	35	LYS
7	9	100	PHE
1	A	292	PRO
1	A	313	TYR
2	B	48	GLU
3	C	54	LEU
3	C	372	GLN
3	C	704	ALA
4	D	211	SER
4	D	381	LEU
5	E	35	LYS
5	E	111	ALA
7	G	100	PHE
1	1	193	GLU
3	3	682	GLU
1	A	193	GLU
3	C	682	GLU
1	1	71	PRO
3	3	457	PRO
8	7	74	PRO
1	A	71	PRO
3	C	457	PRO
8	J	74	PRO
1	1	234	GLY
3	3	453	PRO
3	3	529	GLY
4	4	198	PRO
4	4	212	PRO
4	4	270	GLY
1	A	234	GLY
3	C	453	PRO
3	C	529	GLY
4	D	198	PRO
4	D	270	GLY

Continued on next page...

Continued from previous page...

Mol	Chain	Res	Type
3	3	367	PRO
3	3	690	GLY
3	C	367	PRO
3	C	690	GLY
4	D	212	PRO
1	1	3	GLY
3	3	549	VAL
4	4	402	PRO
6	6	100	PRO
6	6	101	ASP
1	A	3	GLY
3	C	549	VAL
4	D	402	PRO
6	F	100	PRO
6	F	101	ASP
3	3	508	GLY
3	C	508	GLY

5.3.2 Protein sidechains ⓘ

In the following table, the Percentiles column shows the percent sidechain outliers of the chain as a percentile score with respect to all X-ray entries followed by that with respect to entries of similar resolution.

The Analysed column shows the number of residues for which the sidechain conformation was analysed, and the total number of residues.

Mol	Chain	Analysed	Rotameric	Outliers	Percentiles	
1	1	355/356 (100%)	318 (90%)	37 (10%)	9	39
1	A	355/356 (100%)	319 (90%)	36 (10%)	9	41
2	2	150/152 (99%)	123 (82%)	27 (18%)	2	16
2	B	150/152 (99%)	123 (82%)	27 (18%)	2	16
3	3	607/628 (97%)	537 (88%)	70 (12%)	7	35
3	C	607/628 (97%)	537 (88%)	70 (12%)	7	35
4	4	325/355 (92%)	291 (90%)	34 (10%)	8	39
4	D	325/355 (92%)	292 (90%)	33 (10%)	9	40
5	5	167/175 (95%)	151 (90%)	16 (10%)	10	43
5	E	167/175 (95%)	151 (90%)	16 (10%)	10	43
6	6	118/149 (79%)	104 (88%)	14 (12%)	6	34

Continued on next page...

Continued from previous page...

Mol	Chain	Analysed	Rotameric	Outliers	Percentiles	
6	F	118/149 (79%)	104 (88%)	14 (12%)	6	34
7	9	126/150 (84%)	111 (88%)	15 (12%)	6	34
7	G	126/150 (84%)	111 (88%)	15 (12%)	6	34
8	7	104/106 (98%)	91 (88%)	13 (12%)	6	31
8	J	104/106 (98%)	91 (88%)	13 (12%)	6	31
All	All	3904/4142 (94%)	3454 (88%)	450 (12%)	7	35

All (450) residues with a non-rotameric sidechain are listed below:

Mol	Chain	Res	Type
1	1	10	ASP
1	1	29	LEU
1	1	49	THR
1	1	104	ARG
1	1	114	LEU
1	1	128	THR
1	1	134	VAL
1	1	144	ARG
1	1	155	ARG
1	1	161	ASN
1	1	168	SER
1	1	186	THR
1	1	217	THR
1	1	243	THR
1	1	249	MET
1	1	253	GLN
1	1	255	SER
1	1	270	THR
1	1	271	THR
1	1	290	ILE
1	1	295	SER
1	1	309	THR
1	1	316	LEU
1	1	323	LEU
1	1	342	TRP
1	1	346	ARG
1	1	357	THR
1	1	363	VAL
1	1	366	PHE
1	1	368	VAL

Continued on next page...

Continued from previous page...

Mol	Chain	Res	Type
1	1	374	ILE
1	1	388	GLU
1	1	397	ARG
1	1	400	CYS
1	1	414	LEU
1	1	419	ASP
1	1	437	TRP
2	2	5	ASP
2	2	7	LYS
2	2	24	ARG
2	2	28	MET
2	2	31	LEU
2	2	32	ARG
2	2	33	ARG
2	2	35	GLN
2	2	45	ARG
2	2	53	VAL
2	2	61	MET
2	2	87	SER
2	2	89	LYS
2	2	96	LEU
2	2	106	ILE
2	2	114	ASP
2	2	122	VAL
2	2	139	GLU
2	2	140	PRO
2	2	144	CYS
2	2	146	THR
2	2	150	LEU
2	2	153	LEU
2	2	162	ARG
2	2	163	LEU
2	2	172	CYS
2	2	176	VAL
3	3	11	VAL
3	3	32	LEU
3	3	42	ILE
3	3	55	PRO
3	3	73	ILE
3	3	89	ASP
3	3	94	ASP
3	3	121	THR

Continued on next page...

Continued from previous page...

Mol	Chain	Res	Type
3	3	123	ASP
3	3	124	LYS
3	3	133	ARG
3	3	135	VAL
3	3	150	GLU
3	3	171	SER
3	3	188	VAL
3	3	189	ARG
3	3	192	GLU
3	3	207	VAL
3	3	209	THR
3	3	218	LEU
3	3	219	PRO
3	3	220	SER
3	3	238	LEU
3	3	259	CYS
3	3	269	THR
3	3	274	LEU
3	3	275	LEU
3	3	284	GLU
3	3	302	ASP
3	3	303	GLN
3	3	317	LEU
3	3	337	ARG
3	3	368	HIS
3	3	369	LEU
3	3	381	LEU
3	3	408	ILE
3	3	412	ARG
3	3	419	ASP
3	3	425	ARG
3	3	440	ARG
3	3	448	MET
3	3	450	LEU
3	3	454	TYR
3	3	464	ILE
3	3	473	GLU
3	3	501	LYS
3	3	507	LEU
3	3	514	ASP
3	3	515	THR
3	3	523	LEU

Continued on next page...

Continued from previous page...

Mol	Chain	Res	Type
3	3	542	ARG
3	3	550	LEU
3	3	578	LYS
3	3	587	LEU
3	3	593	LEU
3	3	617	LEU
3	3	644	LEU
3	3	655	ARG
3	3	656	LEU
3	3	676	LEU
3	3	683	LEU
3	3	684	ARG
3	3	705	VAL
3	3	715	GLU
3	3	716	LEU
3	3	738	THR
3	3	747	VAL
3	3	771	VAL
3	3	774	ARG
3	3	776	LEU
4	4	44	MET
4	4	59	ILE
4	4	69	THR
4	4	74	THR
4	4	84	ARG
4	4	87	TYR
4	4	99	LEU
4	4	104	LEU
4	4	105	LEU
4	4	120	LEU
4	4	129	HIS
4	4	143	LEU
4	4	152	GLU
4	4	163	VAL
4	4	168	PHE
4	4	170	HIS
4	4	182	LEU
4	4	215	TYR
4	4	219	ARG
4	4	234	LEU
4	4	239	LEU
4	4	262	PHE

Continued on next page...

Continued from previous page...

Mol	Chain	Res	Type
4	4	272	VAL
4	4	296	ARG
4	4	297	LEU
4	4	314	ARG
4	4	316	LEU
4	4	319	THR
4	4	335	PHE
4	4	342	VAL
4	4	363	SER
4	4	367	ARG
4	4	396	ILE
4	4	409	ARG
5	5	5	ARG
5	5	25	LEU
5	5	27	VAL
5	5	38	MET
5	5	52	ILE
5	5	80	TRP
5	5	84	ASP
5	5	90	VAL
5	5	104	VAL
5	5	107	LEU
5	5	146	LEU
5	5	147	ARG
5	5	154	GLU
5	5	157	THR
5	5	161	GLU
5	5	193	ARG
6	6	16	ARG
6	6	19	ILE
6	6	33	SER
6	6	37	TRP
6	6	40	THR
6	6	45	CYS
6	6	57	ARG
6	6	74	GLN
6	6	83	ARG
6	6	114	SER
6	6	141	PRO
6	6	153	GLN
6	6	156	LYS
6	6	163	TYR

Continued on next page...

Continued from previous page...

Mol	Chain	Res	Type
7	9	26	TYR
7	9	33	LEU
7	9	36	ARG
7	9	42	VAL
7	9	50	LEU
7	9	58	LEU
7	9	85	GLU
7	9	97	ARG
7	9	99	ILE
7	9	101	CYS
7	9	126	TYR
7	9	139	ASP
7	9	140	VAL
7	9	157	VAL
7	9	159	VAL
8	7	21	ARG
8	7	39	ASP
8	7	43	ARG
8	7	44	MET
8	7	50	LEU
8	7	52	THR
8	7	54	ILE
8	7	63	LEU
8	7	78	LYS
8	7	81	ARG
8	7	82	ILE
8	7	85	ARG
8	7	92	HIS
1	A	10	ASP
1	A	29	LEU
1	A	49	THR
1	A	104	ARG
1	A	114	LEU
1	A	134	VAL
1	A	144	ARG
1	A	155	ARG
1	A	161	ASN
1	A	168	SER
1	A	186	THR
1	A	217	THR
1	A	243	THR
1	A	249	MET

Continued on next page...

Continued from previous page...

Mol	Chain	Res	Type
1	A	253	GLN
1	A	255	SER
1	A	270	THR
1	A	271	THR
1	A	290	ILE
1	A	295	SER
1	A	309	THR
1	A	316	LEU
1	A	323	LEU
1	A	342	TRP
1	A	346	ARG
1	A	357	THR
1	A	363	VAL
1	A	366	PHE
1	A	368	VAL
1	A	374	ILE
1	A	388	GLU
1	A	397	ARG
1	A	400	CYS
1	A	414	LEU
1	A	419	ASP
1	A	437	TRP
2	B	5	ASP
2	B	7	LYS
2	B	24	ARG
2	B	28	MET
2	B	31	LEU
2	B	32	ARG
2	B	33	ARG
2	B	35	GLN
2	B	45	ARG
2	B	53	VAL
2	B	61	MET
2	B	87	SER
2	B	89	LYS
2	B	96	LEU
2	B	106	ILE
2	B	114	ASP
2	B	122	VAL
2	B	139	GLU
2	B	140	PRO
2	B	144	CYS

Continued on next page...

Continued from previous page...

Mol	Chain	Res	Type
2	B	146	THR
2	B	150	LEU
2	B	153	LEU
2	B	162	ARG
2	B	163	LEU
2	B	172	CYS
2	B	176	VAL
3	C	11	VAL
3	C	32	LEU
3	C	42	ILE
3	C	55	PRO
3	C	73	ILE
3	C	89	ASP
3	C	94	ASP
3	C	121	THR
3	C	123	ASP
3	C	124	LYS
3	C	133	ARG
3	C	135	VAL
3	C	150	GLU
3	C	171	SER
3	C	188	VAL
3	C	189	ARG
3	C	192	GLU
3	C	207	VAL
3	C	209	THR
3	C	218	LEU
3	C	219	PRO
3	C	220	SER
3	C	238	LEU
3	C	259	CYS
3	C	269	THR
3	C	274	LEU
3	C	275	LEU
3	C	284	GLU
3	C	302	ASP
3	C	303	GLN
3	C	317	LEU
3	C	337	ARG
3	C	368	HIS
3	C	369	LEU
3	C	381	LEU

Continued on next page...

Continued from previous page...

Mol	Chain	Res	Type
3	C	408	ILE
3	C	412	ARG
3	C	419	ASP
3	C	425	ARG
3	C	440	ARG
3	C	448	MET
3	C	450	LEU
3	C	454	TYR
3	C	464	ILE
3	C	473	GLU
3	C	501	LYS
3	C	507	LEU
3	C	514	ASP
3	C	515	THR
3	C	523	LEU
3	C	542	ARG
3	C	550	LEU
3	C	578	LYS
3	C	587	LEU
3	C	593	LEU
3	C	617	LEU
3	C	644	LEU
3	C	655	ARG
3	C	656	LEU
3	C	676	LEU
3	C	683	LEU
3	C	684	ARG
3	C	705	VAL
3	C	715	GLU
3	C	716	LEU
3	C	738	THR
3	C	747	VAL
3	C	771	VAL
3	C	774	ARG
3	C	776	LEU
4	D	44	MET
4	D	59	ILE
4	D	69	THR
4	D	74	THR
4	D	84	ARG
4	D	99	LEU
4	D	104	LEU

Continued on next page...

Continued from previous page...

Mol	Chain	Res	Type
4	D	105	LEU
4	D	120	LEU
4	D	129	HIS
4	D	143	LEU
4	D	152	GLU
4	D	163	VAL
4	D	168	PHE
4	D	170	HIS
4	D	182	LEU
4	D	215	TYR
4	D	219	ARG
4	D	234	LEU
4	D	239	LEU
4	D	262	PHE
4	D	272	VAL
4	D	296	ARG
4	D	297	LEU
4	D	314	ARG
4	D	316	LEU
4	D	319	THR
4	D	335	PHE
4	D	342	VAL
4	D	363	SER
4	D	367	ARG
4	D	396	ILE
4	D	409	ARG
5	E	5	ARG
5	E	25	LEU
5	E	27	VAL
5	E	38	MET
5	E	52	ILE
5	E	80	TRP
5	E	84	ASP
5	E	90	VAL
5	E	104	VAL
5	E	107	LEU
5	E	146	LEU
5	E	147	ARG
5	E	154	GLU
5	E	157	THR
5	E	161	GLU
5	E	193	ARG

Continued on next page...

Continued from previous page...

Mol	Chain	Res	Type
6	F	16	ARG
6	F	19	ILE
6	F	33	SER
6	F	37	TRP
6	F	40	THR
6	F	45	CYS
6	F	57	ARG
6	F	74	GLN
6	F	83	ARG
6	F	114	SER
6	F	141	PRO
6	F	153	GLN
6	F	156	LYS
6	F	163	TYR
7	G	26	TYR
7	G	33	LEU
7	G	36	ARG
7	G	42	VAL
7	G	50	LEU
7	G	58	LEU
7	G	85	GLU
7	G	97	ARG
7	G	99	ILE
7	G	101	CYS
7	G	126	TYR
7	G	139	ASP
7	G	140	VAL
7	G	157	VAL
7	G	159	VAL
8	J	21	ARG
8	J	39	ASP
8	J	43	ARG
8	J	44	MET
8	J	50	LEU
8	J	52	THR
8	J	54	ILE
8	J	63	LEU
8	J	78	LYS
8	J	81	ARG
8	J	82	ILE
8	J	85	ARG
8	J	92	HIS

Some sidechains can be flipped to improve hydrogen bonding and reduce clashes. All (25) such sidechains are listed below:

Mol	Chain	Res	Type
1	1	92	ASN
3	3	38	HIS
3	3	168	HIS
3	3	246	ASN
3	3	368	HIS
3	3	702	HIS
3	3	709	GLN
3	3	749	HIS
4	4	292	GLN
4	4	336	HIS
4	4	377	ASN
5	5	129	HIS
8	7	92	HIS
1	A	92	ASN
3	C	38	HIS
3	C	168	HIS
3	C	246	ASN
3	C	368	HIS
3	C	702	HIS
3	C	749	HIS
4	D	292	GLN
4	D	336	HIS
4	D	377	ASN
5	E	129	HIS
8	J	92	HIS

5.3.3 RNA ⓘ

There are no RNA molecules in this entry.

5.4 Non-standard residues in protein, DNA, RNA chains ⓘ

There are no non-standard protein/DNA/RNA residues in this entry.

5.5 Carbohydrates ⓘ

There are no carbohydrates in this entry.

5.6 Ligand geometry

20 ligands are modelled in this entry.

In the following table, the Counts columns list the number of bonds (or angles) for which Mogul statistics could be retrieved, the number of bonds (or angles) that are observed in the model and the number of bonds (or angles) that are defined in the chemical component dictionary. The Link column lists molecule types, if any, to which the group is linked. The Z score for a bond length (or angle) is the number of standard deviations the observed value is removed from the expected value. A bond length (or angle) with $|Z| > 2$ is considered an outlier worth inspection. RMSZ is the root-mean-square of all Z scores of the bond lengths (or angles).

Mol	Type	Chain	Res	Link	Bond lengths			Bond angles		
					Counts	RMSZ	# Z > 2	Counts	RMSZ	# Z > 2
14	SF4	1	439	1	0,12,12	0.00	-	0,24,24	0.00	-
16	FMN	1	440	-	32,33,33	1.39	5 (15%)	34,50,50	2.01	10 (29%)
15	FES	2	182	2	0,4,4	0.00	-	0,4,4	0.00	-
14	SF4	3	784	3	0,12,12	0.00	-	0,24,24	0.00	-
14	SF4	3	785	3	0,12,12	0.00	-	0,24,24	0.00	-
14	SF4	3	786	3	0,12,12	0.00	-	0,24,24	0.00	-
15	FES	3	787	3	0,4,4	0.00	-	0,4,4	0.00	-
14	SF4	6	182	6	0,12,12	0.00	-	0,24,24	0.00	-
14	SF4	9	183	7	0,12,12	0.00	-	0,24,24	0.00	-
14	SF4	9	184	7	0,12,12	0.00	-	0,24,24	0.00	-
14	SF4	A	439	1	0,12,12	0.00	-	0,24,24	0.00	-
16	FMN	A	440	-	32,33,33	1.39	5 (15%)	34,50,50	2.00	10 (29%)
15	FES	B	182	2	0,4,4	0.00	-	0,4,4	0.00	-
14	SF4	C	784	3	0,12,12	0.00	-	0,24,24	0.00	-
14	SF4	C	785	3	0,12,12	0.00	-	0,24,24	0.00	-
14	SF4	C	786	3	0,12,12	0.00	-	0,24,24	0.00	-
15	FES	C	787	3	0,4,4	0.00	-	0,4,4	0.00	-
14	SF4	F	182	6	0,12,12	0.00	-	0,24,24	0.00	-
14	SF4	G	183	7	0,12,12	0.00	-	0,24,24	0.00	-
14	SF4	G	184	7	0,12,12	0.00	-	0,24,24	0.00	-

In the following table, the Chirals column lists the number of chiral outliers, the number of chiral centers analysed, the number of these observed in the model and the number defined in the chemical component dictionary. Similar counts are reported in the Torsion and Rings columns. '-' means no outliers of that kind were identified.

Mol	Type	Chain	Res	Link	Chirals	Torsions	Rings
14	SF4	1	439	1	-	0/0/48/48	0/6/5/5
16	FMN	1	440	-	-	0/18/18/18	0/3/3/3
15	FES	2	182	2	-	0/0/4/4	0/1/1/1
14	SF4	3	784	3	-	0/0/48/48	0/6/5/5

Continued on next page...

Continued from previous page...

Mol	Type	Chain	Res	Link	Chirals	Torsions	Rings
14	SF4	3	785	3	-	0/0/48/48	0/6/5/5
14	SF4	3	786	3	-	0/0/48/48	0/6/5/5
15	FES	3	787	3	-	0/0/4/4	0/1/1/1
14	SF4	6	182	6	-	0/0/48/48	0/6/5/5
14	SF4	9	183	7	-	0/0/48/48	0/6/5/5
14	SF4	9	184	7	-	0/0/48/48	0/6/5/5
14	SF4	A	439	1	-	0/0/48/48	0/6/5/5
16	FMN	A	440	-	-	0/18/18/18	0/3/3/3
15	FES	B	182	2	-	0/0/4/4	0/1/1/1
14	SF4	C	784	3	-	0/0/48/48	0/6/5/5
14	SF4	C	785	3	-	0/0/48/48	0/6/5/5
14	SF4	C	786	3	-	0/0/48/48	0/6/5/5
15	FES	C	787	3	-	0/0/4/4	0/1/1/1
14	SF4	F	182	6	-	0/0/48/48	0/6/5/5
14	SF4	G	183	7	-	0/0/48/48	0/6/5/5
14	SF4	G	184	7	-	0/0/48/48	0/6/5/5

All (10) bond length outliers are listed below:

Mol	Chain	Res	Type	Atoms	Z	Observed(Å)	Ideal(Å)
16	1	440	FMN	C10-N10	-2.75	1.36	1.39
16	A	440	FMN	C10-N10	-2.75	1.36	1.39
16	A	440	FMN	C9A-N10	-2.29	1.35	1.38
16	1	440	FMN	C9A-N10	-2.24	1.35	1.38
16	1	440	FMN	C6-C5A	-2.14	1.38	1.41
16	A	440	FMN	C6-C5A	-2.10	1.38	1.41
16	1	440	FMN	C4-N3	2.42	1.37	1.33
16	A	440	FMN	C4-N3	2.43	1.37	1.33
16	A	440	FMN	C4A-N5	3.26	1.38	1.33
16	1	440	FMN	C4A-N5	3.31	1.38	1.33

All (20) bond angle outliers are listed below:

Mol	Chain	Res	Type	Atoms	Z	Observed(°)	Ideal(°)
16	1	440	FMN	N3-C2-N1	-4.41	120.27	127.69
16	A	440	FMN	N3-C2-N1	-4.38	120.31	127.69
16	1	440	FMN	C4A-C4-N3	-2.85	119.79	123.52
16	A	440	FMN	C4A-C4-N3	-2.84	119.82	123.52
16	A	440	FMN	O4'-C4'-C5'	-2.80	103.99	110.09
16	1	440	FMN	O4'-C4'-C5'	-2.79	104.00	110.09
16	1	440	FMN	O4'-C4'-C3'	-2.61	102.23	108.96
16	A	440	FMN	O4'-C4'-C3'	-2.61	102.25	108.96

Continued on next page...

Continued from previous page...

Mol	Chain	Res	Type	Atoms	Z	Observed(°)	Ideal(°)
16	A	440	FMN	C4-C4A-C10	-2.12	118.59	119.94
16	1	440	FMN	C4-C4A-C10	-2.09	118.61	119.94
16	1	440	FMN	C4A-N5-C5A	2.29	119.42	116.72
16	A	440	FMN	C4A-N5-C5A	2.30	119.44	116.72
16	1	440	FMN	C4-C4A-N5	2.32	121.52	118.70
16	A	440	FMN	C4-C4A-N5	2.33	121.53	118.70
16	1	440	FMN	O2'-C2'-C3'	2.56	115.55	108.96
16	A	440	FMN	O2'-C2'-C3'	2.57	115.57	108.96
16	1	440	FMN	C5A-C9A-N10	3.43	120.15	117.58
16	A	440	FMN	C5A-C9A-N10	3.43	120.15	117.58
16	A	440	FMN	C4-N3-C2	6.19	120.32	115.16
16	1	440	FMN	C4-N3-C2	6.24	120.36	115.16

There are no chirality outliers.

There are no torsion outliers.

There are no ring outliers.

14 monomers are involved in 45 short contacts:

Mol	Chain	Res	Type	Clashes	Symm-Clashes
14	1	439	SF4	2	0
16	1	440	FMN	8	0
14	3	784	SF4	3	0
14	3	785	SF4	1	0
14	3	786	SF4	4	0
15	3	787	FES	1	0
14	6	182	SF4	4	0
14	A	439	SF4	2	0
16	A	440	FMN	8	0
14	C	784	SF4	3	0
14	C	785	SF4	1	0
14	C	786	SF4	3	0
15	C	787	FES	1	0
14	F	182	SF4	4	0

5.7 Other polymers ⓘ

There are no such residues in this entry.

5.8 Polymer linkage issues

There are no chain breaks in this entry.

6 Fit of model and data ⓘ

6.1 Protein, DNA and RNA chains ⓘ

In the following table, the column labelled ‘#RSRZ> 2’ contains the number (and percentage) of RSRZ outliers, followed by percent RSRZ outliers for the chain as percentile scores relative to all X-ray entries and entries of similar resolution. The OWAB column contains the minimum, median, 95th percentile and maximum values of the occupancy-weighted average B-factor per residue. The column labelled ‘Q< 0.9’ lists the number of (and percentage) of residues with an average occupancy less than 0.9.

Mol	Chain	Analysed	<RSRZ>	#RSRZ>2	OWAB(Å ²)	Q<0.9
1	1	437/438 (99%)	-0.35	5 (1%) 82 76	80, 80, 80, 80	0
1	A	437/438 (99%)	-0.31	12 (2%) 58 48	80, 80, 80, 80	0
2	2	178/181 (98%)	-0.42	1 (0%) 90 86	80, 80, 80, 80	0
2	B	178/181 (98%)	-0.45	1 (0%) 90 86	80, 80, 80, 80	0
3	3	754/783 (96%)	-0.27	9 (1%) 81 73	80, 80, 80, 80	0
3	C	754/783 (96%)	-0.24	10 (1%) 79 71	80, 80, 80, 80	0
4	4	377/409 (92%)	-0.37	5 (1%) 79 71	80, 80, 80, 80	0
4	D	377/409 (92%)	-0.41	5 (1%) 79 71	80, 80, 80, 80	0
5	5	196/207 (94%)	-0.29	2 (1%) 84 78	80, 80, 80, 80	0
5	E	196/207 (94%)	-0.31	1 (0%) 91 88	80, 80, 80, 80	0
6	6	145/181 (80%)	0.05	10 (6%) 20 15	80, 80, 80, 80	0
6	F	145/181 (80%)	-0.07	4 (2%) 56 46	80, 80, 80, 80	0
7	9	154/182 (84%)	-0.13	4 (2%) 59 49	80, 80, 80, 80	0
7	G	154/182 (84%)	-0.06	9 (5%) 26 20	80, 80, 80, 80	0
8	7	127/129 (98%)	-0.30	1 (0%) 87 82	80, 80, 80, 80	0
8	J	127/129 (98%)	-0.33	1 (0%) 87 82	80, 80, 80, 80	0
9	L	0/469	-	-	-	-
9	O	0/469	-	-	-	-
10	M	0/392	-	-	-	-
10	P	0/392	-	-	-	-
11	N	0/379	-	-	-	-
11	Q	0/379	-	-	-	-
12	R	0/274	-	-	-	-
12	S	0/274	-	-	-	-
13	H	0/181	-	-	-	-
13	T	0/181	-	-	-	-

Continued on next page...

Continued from previous page...

Mol	Chain	Analysed	<RSRZ>	#RSRZ>2	OWAB(Å ²)	Q<0.9
All	All	4736/8410 (56%)	-0.28	80 (1%) 73 64	80, 80, 80, 80	0

All (80) RSRZ outliers are listed below:

Mol	Chain	Res	Type	RSRZ
4	4	144	THR	6.2
2	2	180	GLU	5.4
1	A	160	LYS	5.3
3	C	538	ALA	4.5
6	6	160	GLY	4.4
6	F	25	GLU	4.2
5	5	132	LEU	3.8
1	1	46	LYS	3.7
5	E	132	LEU	3.7
4	4	216	GLU	3.6
3	C	206	GLY	3.5
4	4	245	ASN	3.5
6	6	15	GLU	3.2
6	6	18	GLY	3.2
6	6	109	GLY	3.1
3	C	539	ALA	3.1
7	9	72	PRO	3.0
4	D	142	ALA	3.0
3	C	541	ALA	2.9
3	C	551	PRO	2.9
7	G	141	VAL	2.9
1	A	244	GLU	2.8
1	A	393	LEU	2.8
3	3	243	ARG	2.8
7	G	147	ARG	2.8
7	9	46	HIS	2.8
6	6	110	ALA	2.8
6	6	169	ARG	2.7
1	A	175	ARG	2.7
3	3	219	PRO	2.7
7	G	146	GLN	2.7
4	D	145	PRO	2.7
7	G	142	GLY	2.6
3	3	336	ALA	2.6
6	6	16	ARG	2.6
3	3	371	PHE	2.6
4	D	184	GLU	2.6

Continued on next page...

Continued from previous page...

Mol	Chain	Res	Type	RSRZ
3	C	542	ARG	2.6
8	J	3	ALA	2.5
3	3	218	LEU	2.5
1	A	161	ASN	2.5
4	4	56	VAL	2.5
3	C	574	GLU	2.5
2	B	123	GLU	2.5
1	1	134	VAL	2.5
3	3	249	MET	2.5
3	3	712	ALA	2.4
7	9	78	GLU	2.4
6	6	20	LEU	2.4
7	G	158	LYS	2.4
3	C	10	ILE	2.4
1	1	2	THR	2.3
6	F	24	LEU	2.3
7	G	86	ARG	2.3
1	1	175	ARG	2.3
6	6	54	THR	2.3
7	G	173	PHE	2.3
4	D	375	PHE	2.3
6	F	15	GLU	2.3
1	A	159	GLY	2.2
1	A	18	TYR	2.2
7	G	140	VAL	2.2
1	1	165	THR	2.2
5	5	139	GLU	2.2
1	A	163	PHE	2.2
4	D	166	GLN	2.2
6	F	43	LEU	2.1
1	A	355	LYS	2.1
3	3	772	GLU	2.1
3	C	121	THR	2.1
8	7	93	LEU	2.1
3	3	220	SER	2.1
1	A	164	GLY	2.1
3	C	766	ALA	2.1
1	A	17	LEU	2.1
7	G	67	ALA	2.0
6	6	26	LYS	2.0
4	4	145	PRO	2.0
1	A	325	THR	2.0

Continued on next page...

Continued from previous page...

Mol	Chain	Res	Type	RSRZ
7	9	83	ALA	2.0

6.2 Non-standard residues in protein, DNA, RNA chains [i](#)

There are no non-standard protein/DNA/RNA residues in this entry.

6.3 Carbohydrates [i](#)

There are no carbohydrates in this entry.

6.4 Ligands [i](#)

In the following table, the Atoms column lists the number of modelled atoms in the group and the number defined in the chemical component dictionary. LLDF column lists the quality of electron density of the group with respect to its neighbouring residues in protein, DNA or RNA chains. The B-factors column lists the minimum, median, 95th percentile and maximum values of B factors of atoms in the group. The column labelled 'Q< 0.9' lists the number of atoms with occupancy less than 0.9.

Mol	Type	Chain	Res	Atoms	RSCC	RSR	LLDF	B-factors(Å ²)	Q<0.9
16	FMN	1	440	31/31	0.81	0.46	0.87	80,80,80,80	0
14	SF4	3	784	8/8	0.97	0.23	-0.33	80,80,80,80	0
14	SF4	3	786	8/8	0.97	0.21	-0.34	80,80,80,80	0
16	FMN	A	440	31/31	0.86	0.19	-0.53	80,80,80,80	0
14	SF4	G	184	8/8	0.96	0.16	-0.63	80,80,80,80	0
14	SF4	6	182	8/8	0.98	0.21	-0.64	80,80,80,80	0
14	SF4	9	184	8/8	0.98	0.19	-0.71	80,80,80,80	0
15	FES	2	182	4/4	0.95	0.16	-0.72	80,80,80,80	0
15	FES	3	787	4/4	0.92	0.18	-0.74	80,80,80,80	0
14	SF4	A	439	8/8	0.97	0.20	-0.79	80,80,80,80	0
14	SF4	C	785	8/8	0.95	0.23	-0.80	80,80,80,80	0
14	SF4	1	439	8/8	0.98	0.18	-0.81	80,80,80,80	0
14	SF4	C	786	8/8	0.99	0.18	-0.90	80,80,80,80	0
14	SF4	3	785	8/8	0.98	0.21	-0.97	80,80,80,80	0
15	FES	C	787	4/4	0.96	0.16	-0.98	80,80,80,80	0
14	SF4	C	784	8/8	0.98	0.17	-1.07	80,80,80,80	0
15	FES	B	182	4/4	0.97	0.13	-1.19	80,80,80,80	0
14	SF4	G	183	8/8	0.99	0.16	-1.21	80,80,80,80	0
14	SF4	F	182	8/8	0.98	0.17	-1.29	80,80,80,80	0
14	SF4	9	183	8/8	0.98	0.21	-1.29	80,80,80,80	0

6.5 Other polymers [i](#)

There are no such residues in this entry.