



Full wwPDB X-ray Structure Validation Report ⓘ

Feb 1, 2016 – 10:43 AM GMT

PDB ID : 3MKA
Title : Crystal Structure of Mycobacterium Tuberculosis Proteasome with propetide
and an T1A mutation at beta-subunit
Authors : Li, D.; Li, H.
Deposited on : 2010-04-14
Resolution : 2.51 Å(reported)

This is a Full wwPDB X-ray Structure Validation Report for a publicly released PDB entry.
We welcome your comments at validation@mail.wwpdb.org
A user guide is available at
<http://wwpdb.org/validation/2016/XrayValidationReportHelp>
with specific help available everywhere you see the ⓘ symbol.

The following versions of software and data (see [references ⓘ](#)) were used in the production of this report:

MolProbity : 4.02b-467
Mogul : 1.7 (RC4), CSD as536be (2015)
Xtriage (Phenix) : 1.9-1692
EDS : rb-20026688
Percentile statistics : 20151230.v01 (using entries in the PDB archive December 30th 2015)
Refmac : 5.8.0135
CCP4 : 6.5.0
Ideal geometry (proteins) : Engh & Huber (2001)
Ideal geometry (DNA, RNA) : Parkinson et al. (1996)
Validation Pipeline (wwPDB-VP) : trunk26865

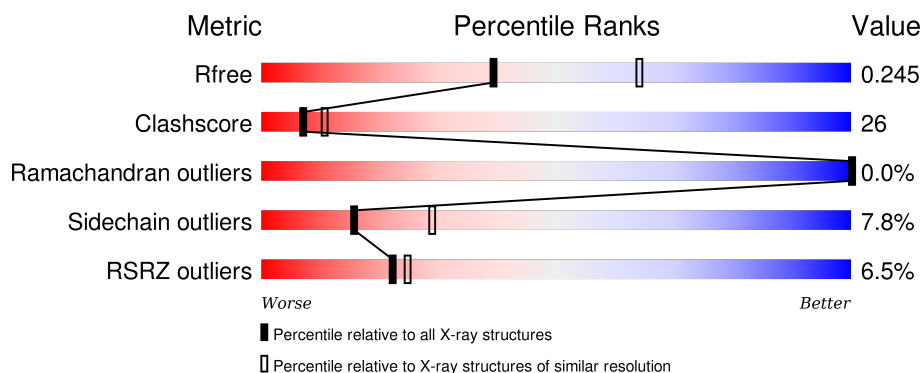
1 Overall quality at a glance i

The following experimental techniques were used to determine the structure:

X-RAY DIFFRACTION

The reported resolution of this entry is 2.51 Å.

Percentile scores (ranging between 0-100) for global validation metrics of the entry are shown in the following graphic. The table shows the number of entries on which the scores are based.



Metric	Whole archive (#Entries)	Similar resolution (#Entries, resolution range(Å))
R_{free}	91344	3553 (2.50-2.50)
Clashscore	102246	4242 (2.50-2.50)
Ramachandran outliers	100387	4156 (2.50-2.50)
Sidechain outliers	100360	4158 (2.50-2.50)
RSRZ outliers	91569	3562 (2.50-2.50)

The table below summarises the geometric issues observed across the polymeric chains and their fit to the electron density. The red, orange, yellow and green segments on the lower bar indicate the fraction of residues that contain outliers for ≥ 3 , 2, 1 and 0 types of geometric quality criteria. A grey segment represents the fraction of residues that are not modelled. The numeric value for each fraction is indicated below the corresponding segment, with a dot representing fractions $\leq 5\%$. The upper red bar (where present) indicates the fraction of residues that have poor fit to the electron density. The numeric value is given above the bar.

Mol	Chain	Length	Quality of chain
1	1	248	<div> <div>13%</div> <div> <div>54%</div> <div>29%</div> <div>•</div> <div>12%</div> </div> </div>
1	A	248	<div> <div>5%</div> <div> <div>49%</div> <div>38%</div> <div>•</div> <div>10%</div> </div> </div>
1	B	248	<div> <div>7%</div> <div> <div>53%</div> <div>31%</div> <div>5%</div> <div>11%</div> </div> </div>
1	D	248	<div> <div>8%</div> <div> <div>54%</div> <div>31%</div> <div>5%</div> <div>10%</div> </div> </div>
1	F	248	<div> <div>10%</div> <div> <div>54%</div> <div>31%</div> <div>•</div> <div>11%</div> </div> </div>

Continued on next page...

Continued from previous page...

Mol	Chain	Length	Quality of chain
1	I	248	
1	K	248	
1	M	248	
1	O	248	
1	Q	248	
1	S	248	
1	U	248	
1	W	248	
1	Y	248	
2	2	291	
2	C	291	
2	E	291	
2	G	291	
2	H	291	
2	J	291	
2	L	291	
2	N	291	
2	P	291	
2	R	291	
2	T	291	
2	V	291	
2	X	291	
2	Z	291	

2 Entry composition

There are 3 unique types of molecules in this entry. The entry contains 49801 atoms, of which 0 are hydrogens and 0 are deuteriums.

In the tables below, the ZeroOcc column contains the number of atoms modelled with zero occupancy, the AltConf column contains the number of residues with at least one atom in alternate conformation and the Trace column contains the number of residues modelled with at most 2 atoms.

- Molecule 1 is a protein called Proteasome subunit alpha.

Mol	Chain	Residues	Atoms					ZeroOcc	AltConf	Trace
1	A	222	Total	C	N	O	S	0	0	0
			1713	1078	310	322	3			
1	B	220	Total	C	N	O	S	0	0	0
			1695	1064	308	320	3			
1	D	222	Total	C	N	O	S	0	0	0
			1717	1082	310	322	3			
1	F	221	Total	C	N	O	S	0	0	0
			1706	1073	309	321	3			
1	I	217	Total	C	N	O	S	0	0	0
			1680	1055	305	317	3			
1	K	221	Total	C	N	O	S	0	0	0
			1705	1072	309	321	3			
1	M	224	Total	C	N	O	S	0	0	0
			1730	1090	312	325	3			
1	O	218	Total	C	N	O	S	0	0	0
			1675	1049	306	317	3			
1	Q	222	Total	C	N	O	S	0	0	0
			1716	1081	310	322	3			
1	S	219	Total	C	N	O	S	0	0	0
			1686	1058	307	318	3			
1	U	221	Total	C	N	O	S	0	0	0
			1706	1073	309	321	3			
1	W	221	Total	C	N	O	S	0	0	0
			1710	1078	309	320	3			
1	Y	224	Total	C	N	O	S	0	0	0
			1730	1090	312	325	3			
1	1	219	Total	C	N	O	S	0	0	0
			1693	1065	307	318	3			

- Molecule 2 is a protein called Proteasome subunit beta.

Mol	Chain	Residues	Atoms					ZeroOcc	AltConf	Trace
2	C	250	Total 1853	C 1165	N 320	O 363	S 5	0	0	0
2	E	248	Total 1834	C 1153	N 317	O 359	S 5	0	0	0
2	G	251	Total 1858	C 1168	N 321	O 364	S 5	0	0	0
2	H	249	Total 1844	C 1159	N 319	O 361	S 5	0	0	0
2	J	252	Total 1863	C 1170	N 322	O 366	S 5	0	0	0
2	L	251	Total 1857	C 1167	N 321	O 364	S 5	0	0	0
2	N	252	Total 1863	C 1170	N 322	O 366	S 5	0	0	0
2	P	250	Total 1853	C 1165	N 320	O 363	S 5	0	0	0
2	R	246	Total 1822	C 1145	N 315	O 357	S 5	0	0	0
2	T	250	Total 1854	C 1165	N 320	O 364	S 5	0	0	0
2	V	249	Total 1843	C 1158	N 319	O 361	S 5	0	0	0
2	X	249	Total 1848	C 1162	N 319	O 362	S 5	0	0	0
2	Z	245	Total 1817	C 1142	N 314	O 356	S 5	0	0	0
2	2	246	Total 1829	C 1150	N 316	O 358	S 5	0	0	0

There are 14 discrepancies between the modelled and reference sequences:

Chain	Residue	Modelled	Actual	Comment	Reference
C	301	ALA	THR	ENGINEERED	UNP O33245
E	301	ALA	THR	ENGINEERED	UNP O33245
G	301	ALA	THR	ENGINEERED	UNP O33245
H	301	ALA	THR	ENGINEERED	UNP O33245
J	301	ALA	THR	ENGINEERED	UNP O33245
L	301	ALA	THR	ENGINEERED	UNP O33245
N	301	ALA	THR	ENGINEERED	UNP O33245
P	301	ALA	THR	ENGINEERED	UNP O33245
R	301	ALA	THR	ENGINEERED	UNP O33245
T	301	ALA	THR	ENGINEERED	UNP O33245
V	301	ALA	THR	ENGINEERED	UNP O33245
X	301	ALA	THR	ENGINEERED	UNP O33245

Continued on next page...

Continued from previous page...

Chain	Residue	Modelled	Actual	Comment	Reference
Z	301	ALA	THR	ENGINEERED	UNP O33245
2	301	ALA	THR	ENGINEERED	UNP O33245

- Molecule 3 is water.

Mol	Chain	Residues	Atoms	ZeroOcc	AltConf
3	A	6	Total O 6 6	0	0
3	B	2	Total O 2 2	0	0
3	C	3	Total O 3 3	0	0
3	D	3	Total O 3 3	0	0
3	E	1	Total O 1 1	0	0
3	F	4	Total O 4 4	0	0
3	G	13	Total O 13 13	0	0
3	H	3	Total O 3 3	0	0
3	I	2	Total O 2 2	0	0
3	J	3	Total O 3 3	0	0
3	K	4	Total O 4 4	0	0
3	L	2	Total O 2 2	0	0
3	M	5	Total O 5 5	0	0
3	N	4	Total O 4 4	0	0
3	O	1	Total O 1 1	0	0
3	P	5	Total O 5 5	0	0
3	R	1	Total O 1 1	0	0
3	S	3	Total O 3 3	0	0

Continued on next page...

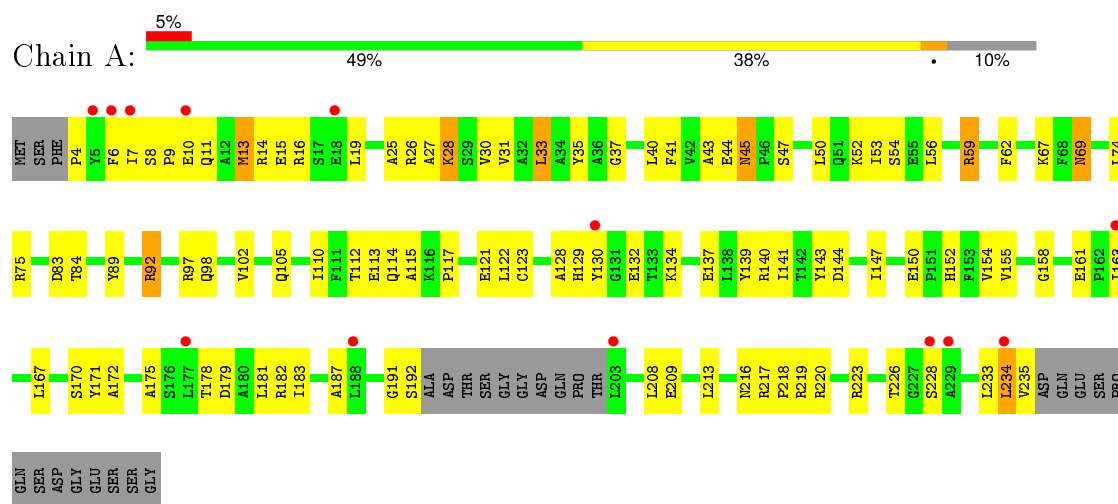
Continued from previous page...

Mol	Chain	Residues	Atoms		ZeroOcc	AltConf
3	T	3	Total 3	O 3	0	0
3	U	2	Total 2	O 2	0	0
3	V	4	Total 4	O 4	0	0
3	W	6	Total 6	O 6	0	0
3	X	2	Total 2	O 2	0	0
3	Y	6	Total 6	O 6	0	0
3	Z	5	Total 5	O 5	0	0
3	2	5	Total 5	O 5	0	0
3	1	3	Total 3	O 3	0	0

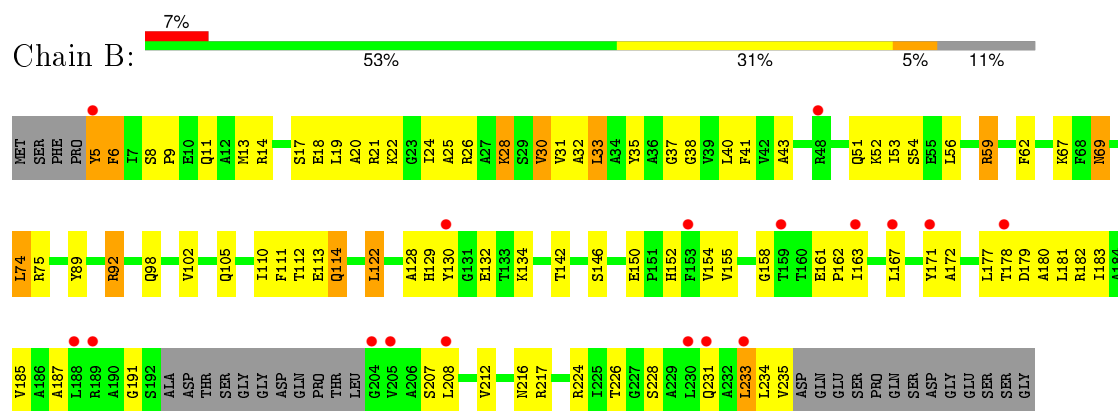
3 Residue-property plots

These plots are drawn for all protein, RNA and DNA chains in the entry. The first graphic for a chain summarises the proportions of errors displayed in the second graphic. The second graphic shows the sequence view annotated by issues in geometry and electron density. Residues are color-coded according to the number of geometric quality criteria for which they contain at least one outlier: green = 0, yellow = 1, orange = 2 and red = 3 or more. A red dot above a residue indicates a poor fit to the electron density ($RSRZ > 2$). Stretches of 2 or more consecutive residues without any outlier are shown as a green connector. Residues present in the sample, but not in the model, are shown in grey.

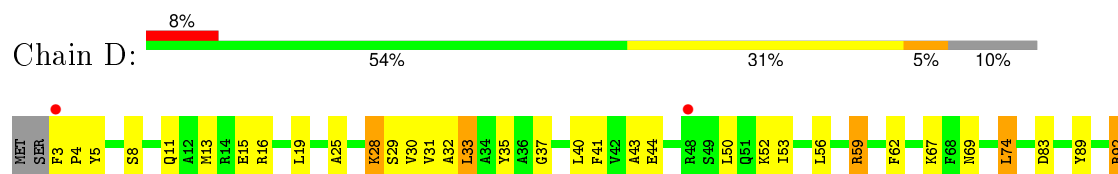
• Molecule 1: Proteasome subunit alpha

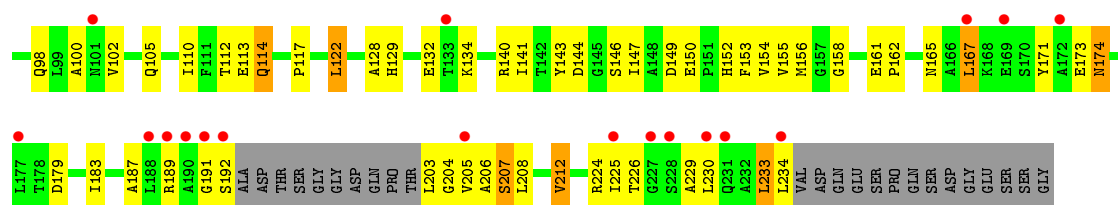


• Molecule 1: Proteasome subunit alpha

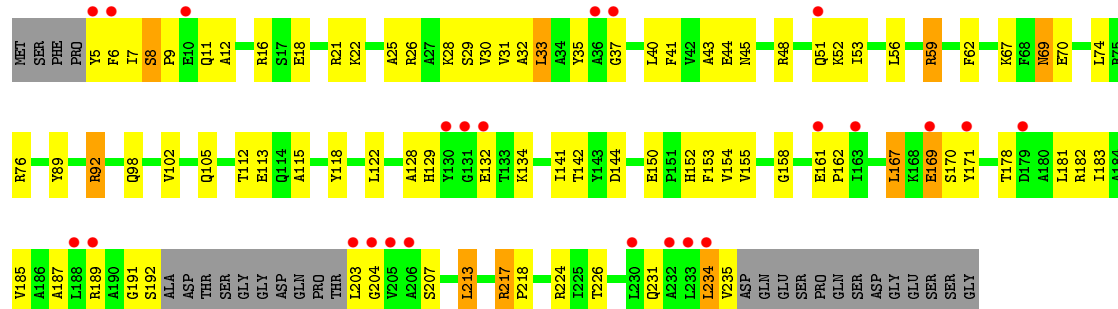


• Molecule 1: Proteasome subunit alpha

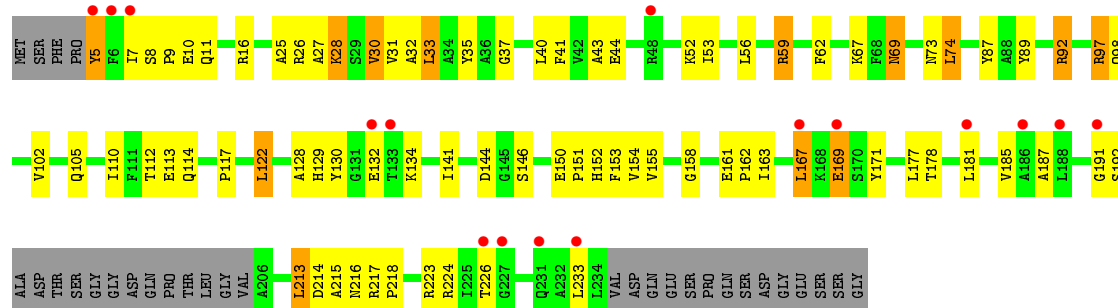




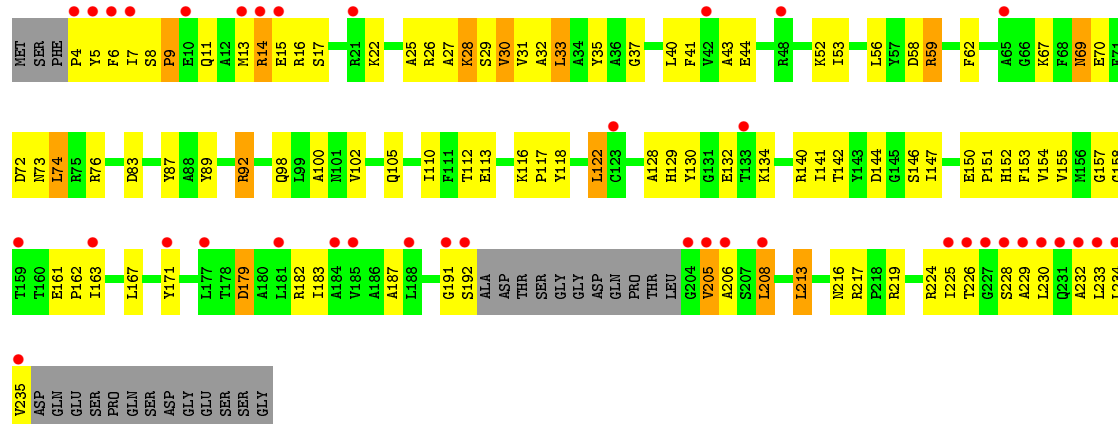
• Molecule 1: Proteasome subunit alpha



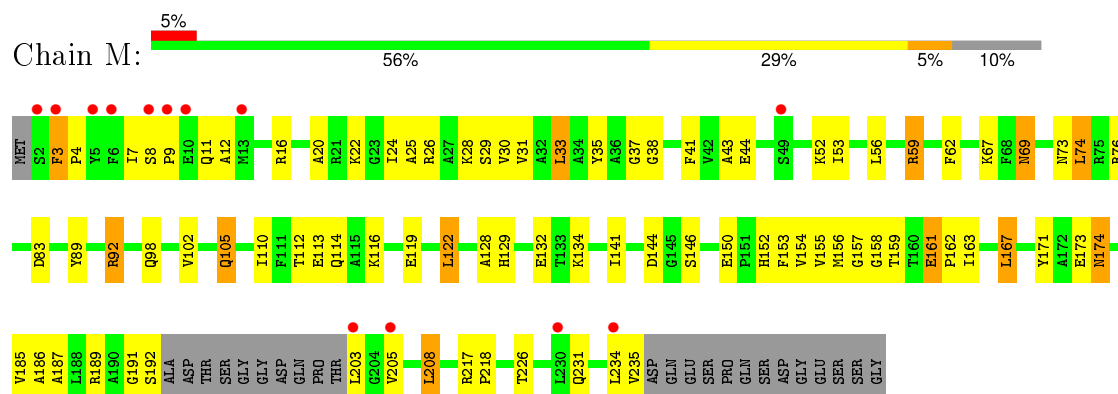
• Molecule 1: Proteasome subunit alpha



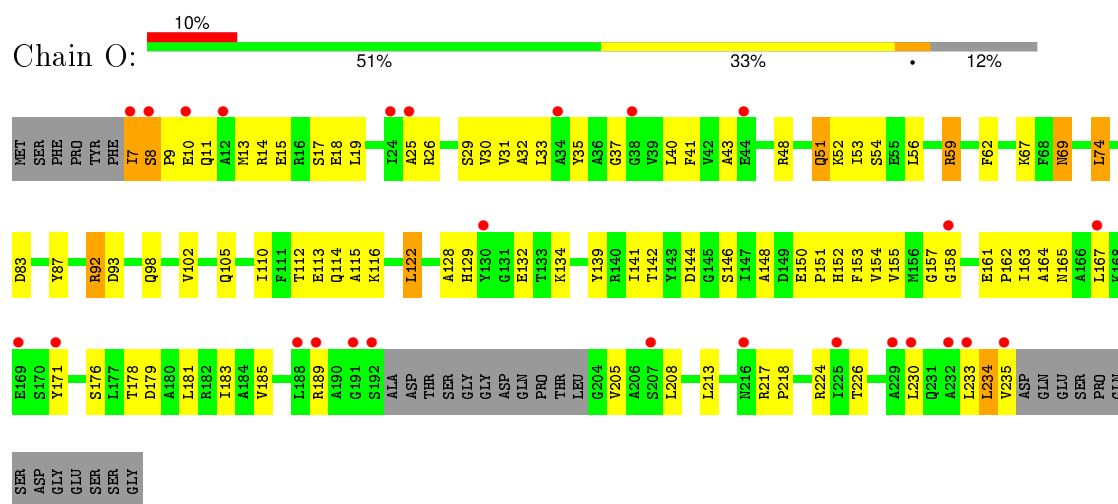
• Molecule 1: Proteasome subunit alpha



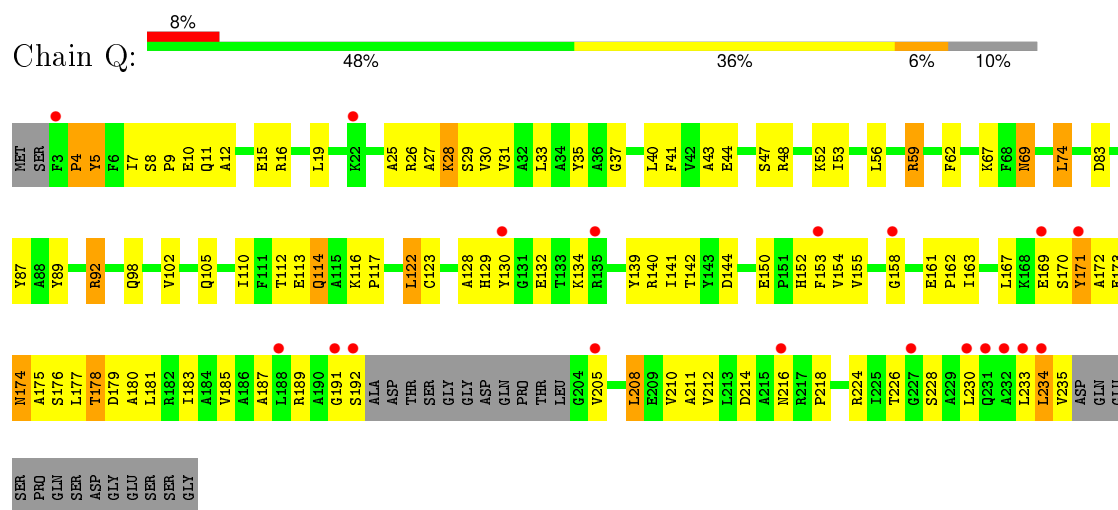
- Molecule 1: Proteasome subunit alpha



- Molecule 1: Proteasome subunit alpha

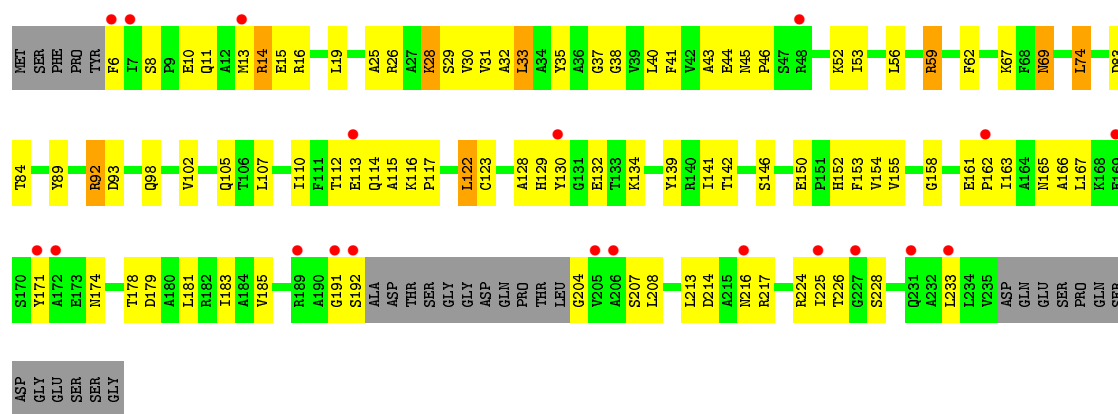


- Molecule 1: Proteasome subunit alpha

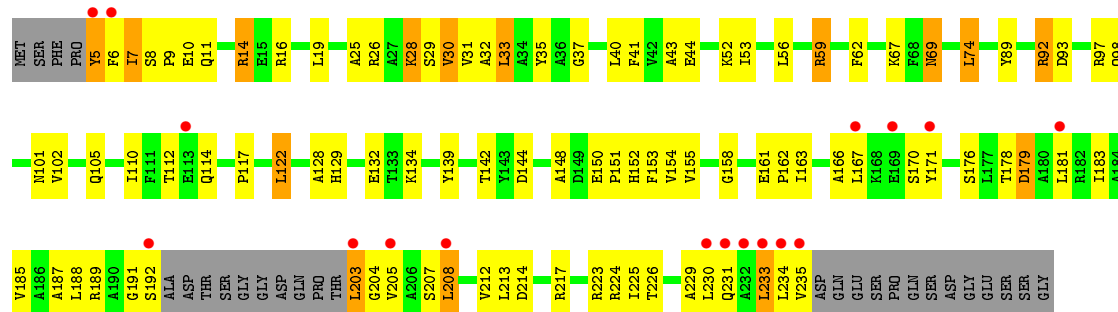


- Molecule 1: Proteasome subunit alpha

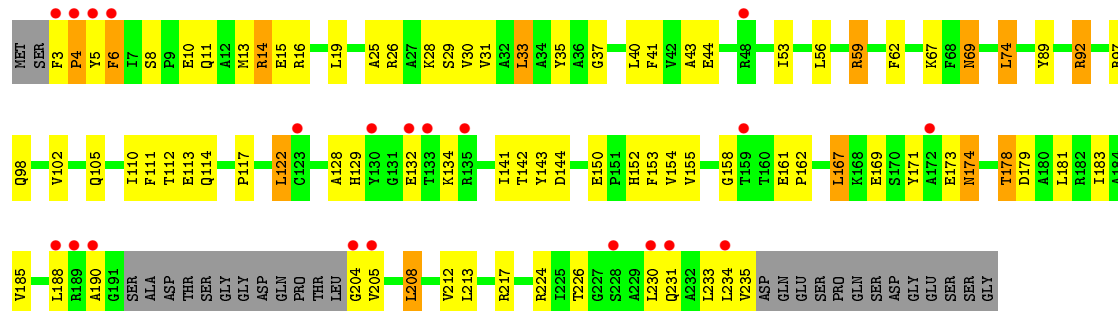




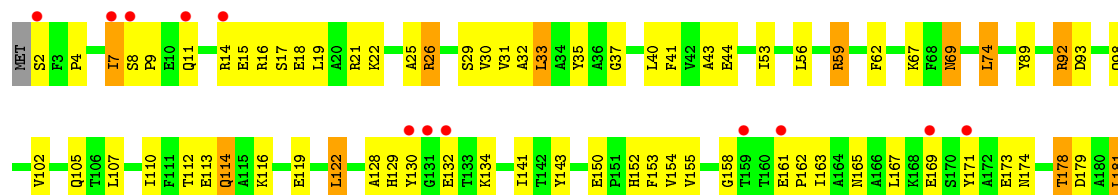
• Molecule 1: Proteasome subunit alpha

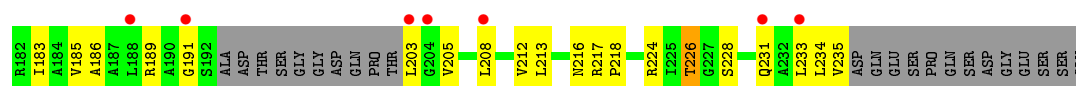


• Molecule 1: Proteasome subunit alpha

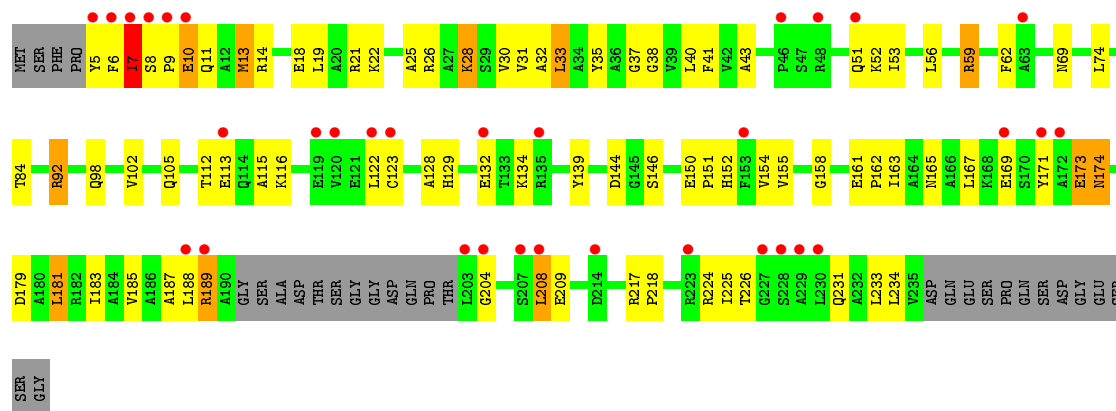


• Molecule 1: Proteasome subunit alpha

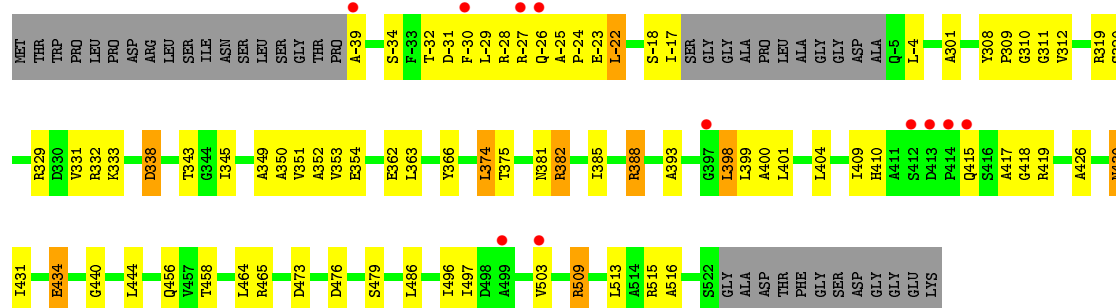




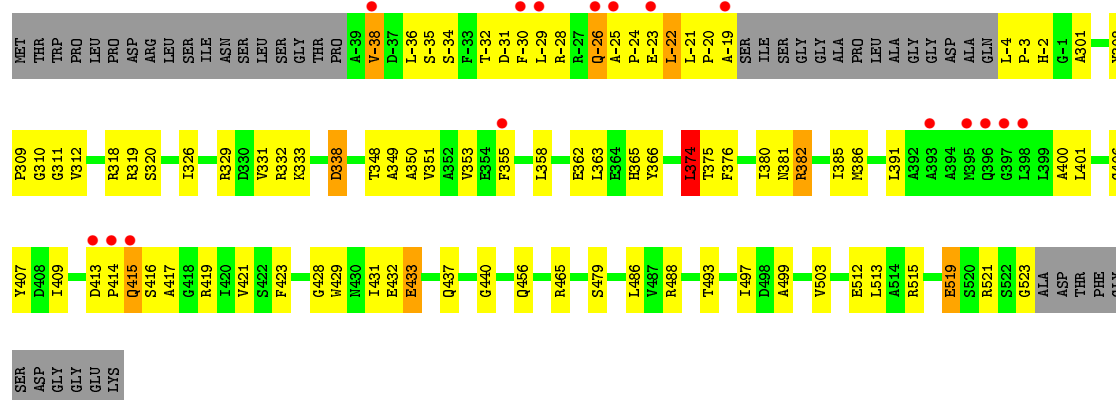
• Molecule 1: Proteasome subunit alpha



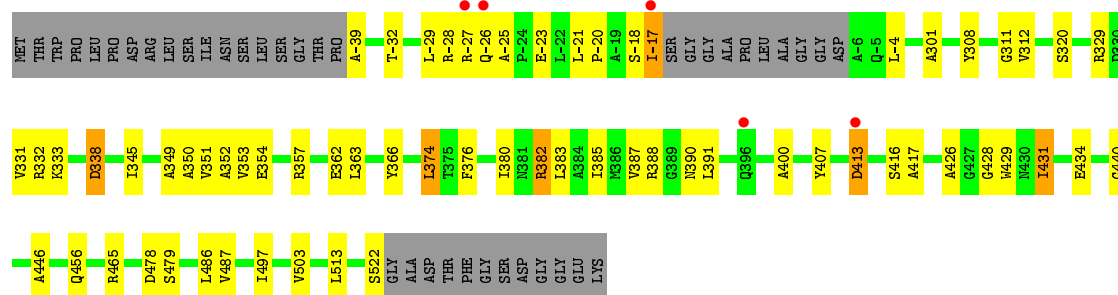
• Molecule 2: Proteasome subunit beta



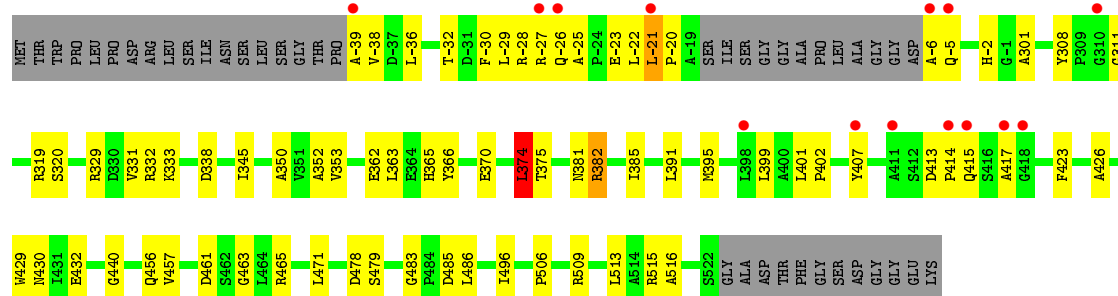
• Molecule 2: Proteasome subunit beta



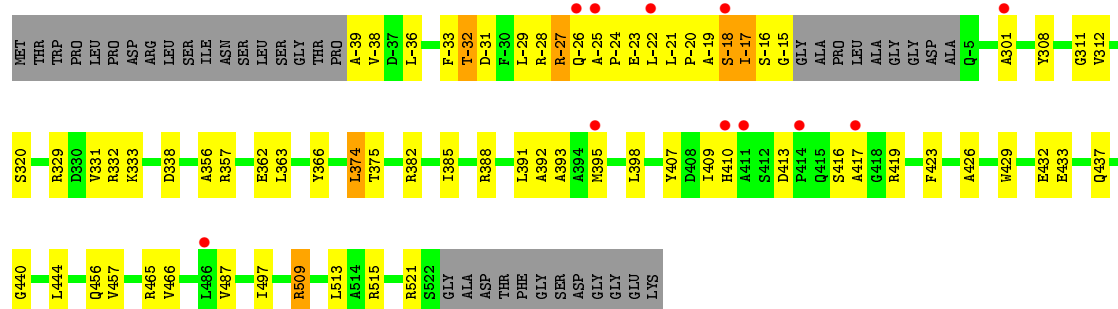
• Molecule 2: Proteasome subunit beta



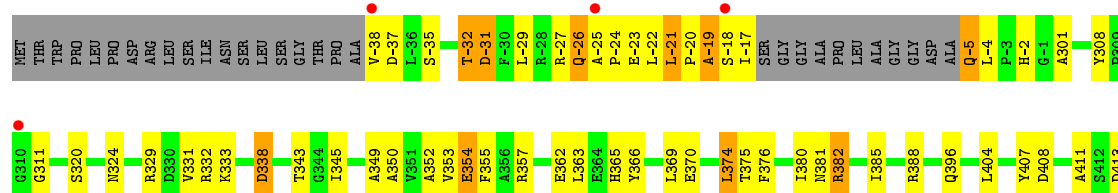
• Molecule 2: Proteasome subunit beta

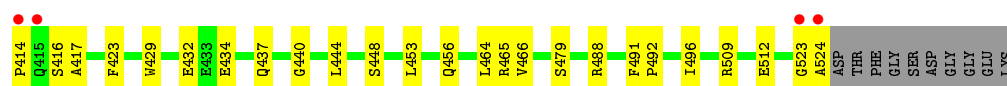


• Molecule 2: Proteasome subunit beta

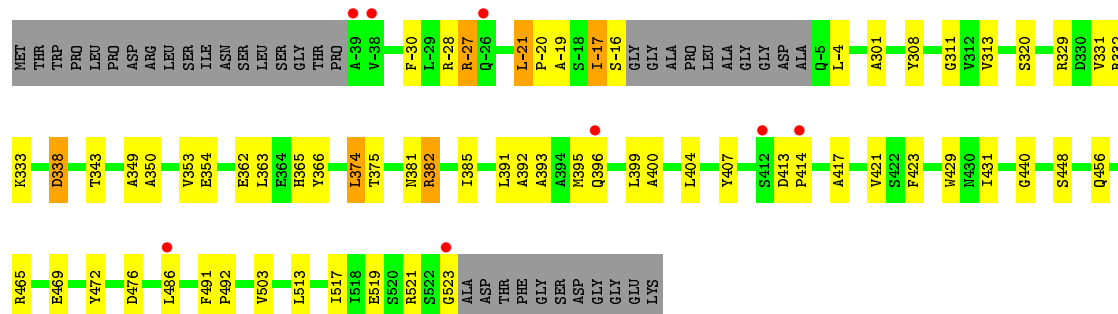


• Molecule 2: Proteasome subunit beta

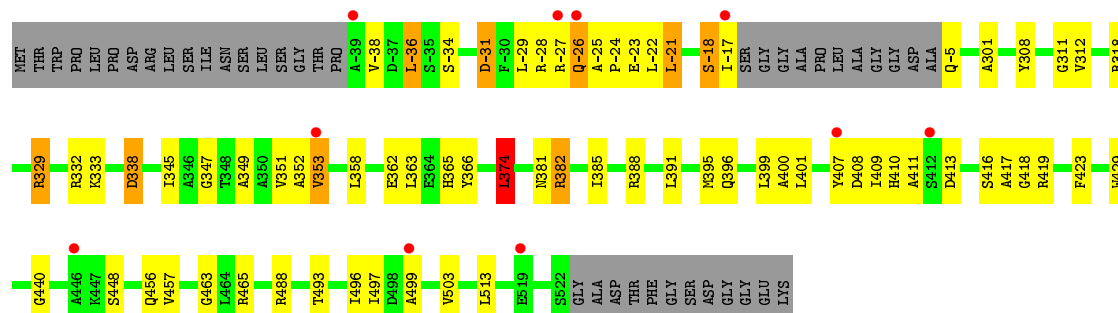




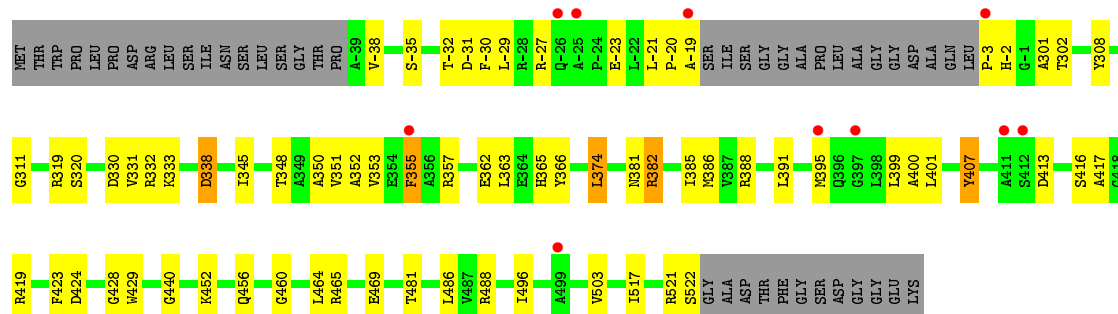
• Molecule 2: Proteasome subunit beta



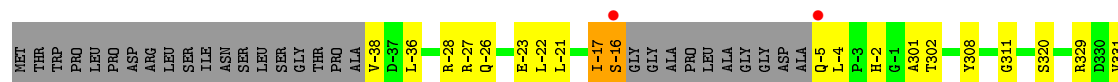
• Molecule 2: Proteasome subunit beta

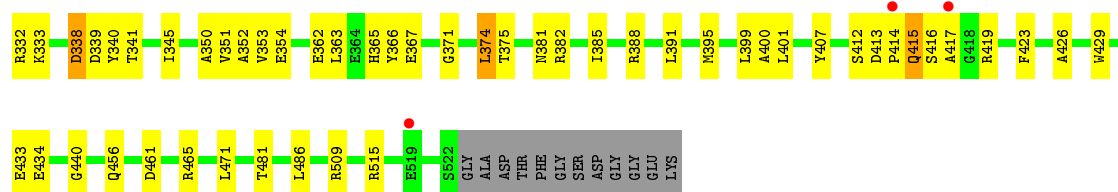


• Molecule 2: Proteasome subunit beta

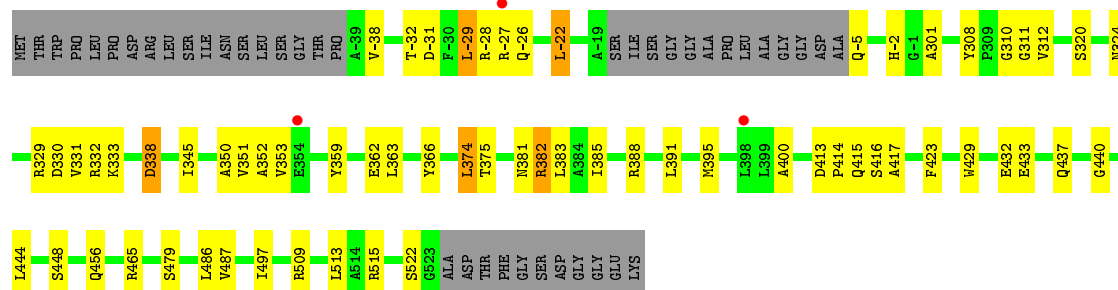


• Molecule 2: Proteasome subunit beta

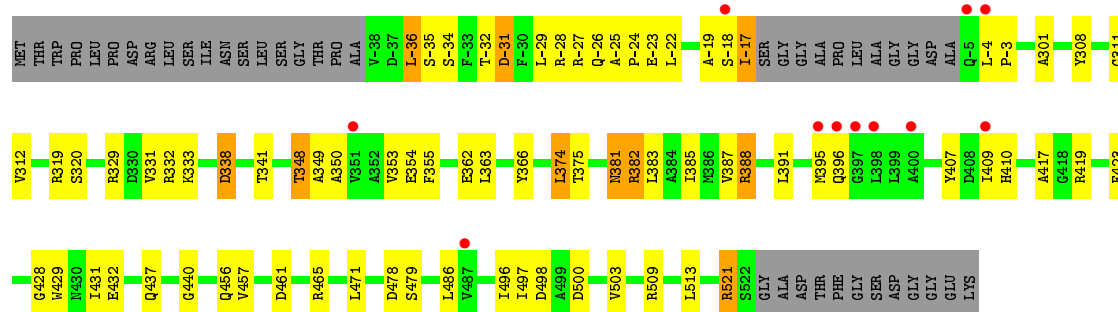




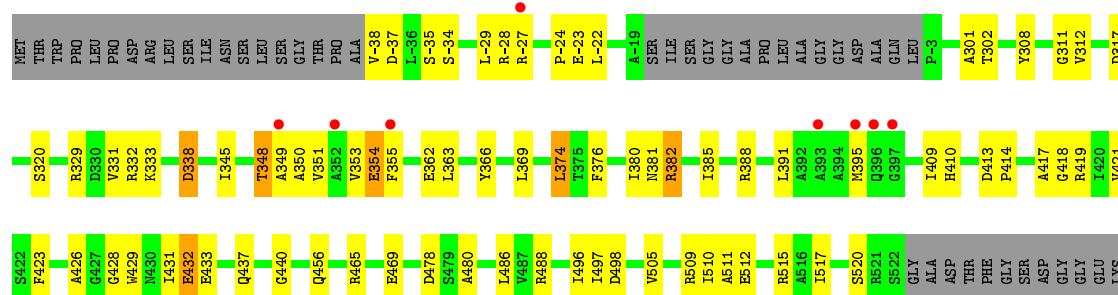
- Molecule 2: Proteasome subunit beta



- Molecule 2: Proteasome subunit beta

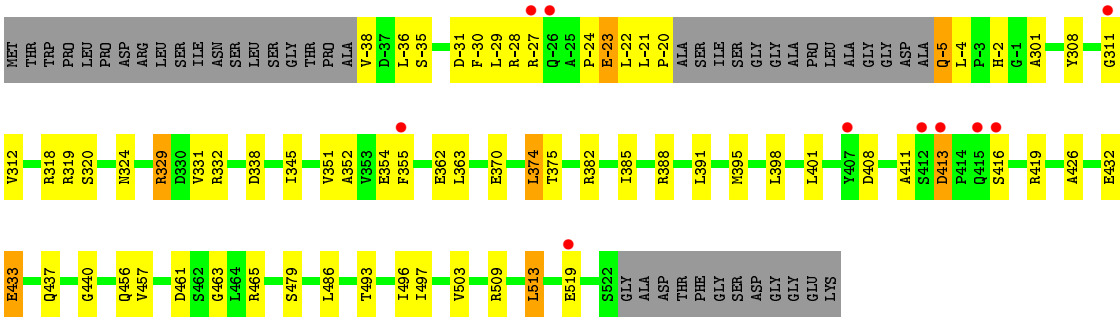


- Molecule 2: Proteasome subunit beta



- Molecule 2: Proteasome subunit beta





4 Data and refinement statistics

Property	Value	Source
Space group	P 1 21 1	Depositor
Cell constants a, b, c, α , β , γ	173.93Å 115.42Å 199.58Å 90.00° 112.89° 90.00°	Depositor
Resolution (Å)	29.77 – 2.51 35.04 – 2.51	Depositor EDS
% Data completeness (in resolution range)	93.9 (29.77-2.51) 94.0 (35.04-2.51)	Depositor EDS
R_{merge}	0.14	Depositor
R_{sym}	(Not available)	Depositor
$\langle I/\sigma(I) \rangle$ ¹	1.74 (at 2.51Å)	Xtriage
Refinement program	CNS 1.2	Depositor
R, R_{free}	0.217 , 0.247 0.215 , 0.245	Depositor DCC
R_{free} test set	11793 reflections (5.04%)	DCC
Wilson B-factor (Å ²)	67.1	Xtriage
Anisotropy	0.083	Xtriage
Bulk solvent k_{sol} (e/Å ³), B_{sol} (Å ²)	0.32 , 68.3	EDS
Estimated twinning fraction	0.023 for h,-k,-h-l	Xtriage
L-test for twinning ²	$\langle L \rangle = 0.47$, $\langle L^2 \rangle = 0.29$	Xtriage
Outliers	2 of 233933 reflections (0.001%)	Xtriage
F_o, F_c correlation	0.95	EDS
Total number of atoms	49801	wwPDB-VP
Average B, all atoms (Å ²)	83.0	wwPDB-VP

Xtriage's analysis on translational NCS is as follows: *The largest off-origin peak in the Patterson function is 2.57% of the height of the origin peak. No significant pseudotranslation is detected.*

¹Intensities estimated from amplitudes.

²Theoretical values of $\langle |L| \rangle$, $\langle L^2 \rangle$ for acentric reflections are 0.5, 0.375 respectively for untwinned datasets, and 0.333, 0.2 for perfectly twinned datasets.

5 Model quality ⓘ

5.1 Standard geometry ⓘ

The Z score for a bond length (or angle) is the number of standard deviations the observed value is removed from the expected value. A bond length (or angle) with $|Z| > 5$ is considered an outlier worth inspection. RMSZ is the root-mean-square of all Z scores of the bond lengths (or angles).

Mol	Chain	Bond lengths		Bond angles	
		RMSZ	# $ Z > 5$	RMSZ	# $ Z > 5$
1	1	0.72	0/1720	0.83	0/2325
1	A	0.72	0/1741	0.82	2/2353 (0.1%)
1	B	0.65	0/1722	0.77	0/2327
1	D	0.69	0/1746	0.86	1/2360 (0.0%)
1	F	0.73	0/1733	0.84	2/2342 (0.1%)
1	I	0.72	0/1707	0.86	2/2306 (0.1%)
1	K	0.67	0/1733	0.84	1/2342 (0.0%)
1	M	0.75	0/1759	0.83	1/2378 (0.0%)
1	O	0.66	0/1700	0.84	1/2297 (0.0%)
1	Q	0.69	0/1745	0.81	0/2359
1	S	0.68	0/1712	0.82	1/2313 (0.0%)
1	U	0.71	0/1733	0.84	1/2342 (0.0%)
1	W	0.74	0/1739	0.83	1/2351 (0.0%)
1	Y	0.69	0/1759	0.82	2/2378 (0.1%)
2	2	0.79	0/1858	0.87	0/2520
2	C	0.84	0/1882	0.84	1/2553 (0.0%)
2	E	0.74	0/1863	0.84	2/2527 (0.1%)
2	G	0.86	1/1887 (0.1%)	0.86	2/2560 (0.1%)
2	H	0.84	0/1872	0.88	3/2538 (0.1%)
2	J	0.79	0/1892	0.84	1/2566 (0.0%)
2	L	0.74	0/1886	0.84	2/2558 (0.1%)
2	N	0.80	1/1892 (0.1%)	0.85	0/2566
2	P	0.72	0/1882	0.84	2/2553 (0.1%)
2	R	0.71	0/1851	0.83	1/2510 (0.0%)
2	T	0.82	0/1883	0.84	0/2554
2	V	0.82	0/1872	0.86	0/2539
2	X	0.80	0/1877	0.85	1/2546 (0.0%)
2	Z	0.79	0/1846	0.86	1/2503 (0.0%)
All	All	0.75	2/50492 (0.0%)	0.84	31/68366 (0.0%)

All (2) bond length outliers are listed below:

Mol	Chain	Res	Type	Atoms	Z	Observed(Å)	Ideal(Å)
2	G	446	ALA	CA-CB	-5.78	1.40	1.52
2	N	313	VAL	CB-CG1	-5.39	1.41	1.52

All (31) bond angle outliers are listed below:

Mol	Chain	Res	Type	Atoms	Z	Observed(°)	Ideal(°)
1	K	213	LEU	N-CA-C	-5.97	94.87	111.00
1	S	213	LEU	N-CA-C	-5.95	94.93	111.00
1	Y	213	LEU	N-CA-C	-5.92	95.00	111.00
2	L	488	ARG	NE-CZ-NH1	-5.88	117.36	120.30
1	I	213	LEU	N-CA-C	-5.86	95.19	111.00
1	M	76	ARG	NE-CZ-NH2	-5.83	117.38	120.30
1	F	76	ARG	NE-CZ-NH2	-5.82	117.39	120.30
2	G	357	ARG	NE-CZ-NH2	-5.82	117.39	120.30
1	Y	165	ASN	O-C-N	-5.80	113.42	122.70
2	P	374	LEU	CA-CB-CG	5.51	127.98	115.30
2	Z	488	ARG	NE-CZ-NH1	-5.50	117.55	120.30
2	E	-38	VAL	N-CA-C	-5.47	96.24	111.00
2	X	521	ARG	NE-CZ-NH1	-5.45	117.57	120.30
2	H	-36	LEU	O-C-N	-5.38	114.08	122.70
1	F	213	LEU	N-CA-C	-5.37	96.50	111.00
2	P	488	ARG	NE-CZ-NH1	-5.35	117.62	120.30
1	I	97	ARG	NE-CZ-NH2	-5.29	117.65	120.30
2	E	374	LEU	CA-CB-CG	5.25	127.37	115.30
1	U	213	LEU	N-CA-C	-5.23	96.89	111.00
1	W	213	LEU	N-CA-C	-5.22	96.90	111.00
2	C	388	ARG	NE-CZ-NH2	-5.20	117.70	120.30
2	G	338	ASP	CB-CG-OD1	5.19	122.97	118.30
2	R	488	ARG	NE-CZ-NH1	-5.19	117.71	120.30
2	J	356	ALA	O-C-N	-5.15	114.46	122.70
1	O	213	LEU	N-CA-C	-5.11	97.19	111.00
1	A	97	ARG	NE-CZ-NH2	-5.09	117.76	120.30
2	H	319	ARG	NE-CZ-NH2	-5.06	117.77	120.30
2	L	388	ARG	NE-CZ-NH2	-5.05	117.78	120.30
1	A	213	LEU	N-CA-C	-5.03	97.42	111.00
1	D	140	ARG	NE-CZ-NH2	-5.02	117.79	120.30
2	H	374	LEU	CA-CB-CG	5.01	126.81	115.30

There are no chirality outliers.

There are no planarity outliers.

5.2 Too-close contacts ⓘ

In the following table, the Non-H and H(model) columns list the number of non-hydrogen atoms and hydrogen atoms in the chain respectively. The H(added) column lists the number of hydrogen atoms added and optimized by MolProbity. The Clashes column lists the number of clashes within the asymmetric unit, whereas Symm-Clashes lists symmetry related clashes.

Mol	Chain	Non-H	H(model)	H(added)	Clashes	Symm-Clashes
1	1	1693	0	1688	133	0
1	A	1713	0	1713	132	0
1	B	1695	0	1685	124	0
1	D	1717	0	1712	138	0
1	F	1706	0	1705	89	0
1	I	1680	0	1673	99	0
1	K	1705	0	1702	149	0
1	M	1730	0	1726	112	0
1	O	1675	0	1676	104	0
1	Q	1716	0	1710	145	0
1	S	1686	0	1685	102	0
1	U	1706	0	1705	150	0
1	W	1710	0	1705	125	0
1	Y	1730	0	1726	91	0
2	2	1829	0	1824	64	0
2	C	1853	0	1850	104	0
2	E	1834	0	1829	94	0
2	G	1858	0	1855	76	0
2	H	1844	0	1841	106	0
2	J	1863	0	1858	85	0
2	L	1857	0	1853	101	0
2	N	1863	0	1858	73	0
2	P	1853	0	1850	98	0
2	R	1822	0	1815	84	0
2	T	1854	0	1850	74	0
2	V	1843	0	1837	73	0
2	X	1848	0	1845	95	0
2	Z	1817	0	1810	82	0
3	1	3	0	0	3	0
3	2	5	0	0	0	0
3	A	6	0	0	3	0
3	B	2	0	0	0	0
3	C	3	0	0	1	0
3	D	3	0	0	1	0
3	E	1	0	0	0	0
3	F	4	0	0	1	0
3	G	13	0	0	0	0

Continued on next page...

Continued from previous page...

Mol	Chain	Non-H	H(model)	H(added)	Clashes	Symm-Clashes
3	H	3	0	0	1	0
3	I	2	0	0	1	0
3	J	3	0	0	1	0
3	K	4	0	0	0	0
3	L	2	0	0	1	0
3	M	5	0	0	5	0
3	N	4	0	0	0	0
3	O	1	0	0	1	0
3	P	5	0	0	0	0
3	R	1	0	0	0	0
3	S	3	0	0	0	0
3	T	3	0	0	0	0
3	U	2	0	0	0	0
3	V	4	0	0	1	0
3	W	6	0	0	0	0
3	X	2	0	0	0	0
3	Y	6	0	0	1	0
3	Z	5	0	0	0	0
All	All	49801	0	49586	2615	0

The all-atom clashscore is defined as the number of clashes found per 1000 atoms (including hydrogen atoms). The all-atom clashscore for this structure is 26.

All (2615) close contacts within the same asymmetric unit are listed below, sorted by their clash magnitude.

Atom-1	Atom-2	Interatomic distance (Å)	Clash overlap (Å)
1:Q:35:TYR:CE1	1:Q:37:GLY:HA3	1.51	1.43
1:O:35:TYR:CE1	1:O:37:GLY:HA3	1.56	1.40
2:H:407:TYR:CE1	2:H:417:ALA:HB3	1.59	1.36
1:S:35:TYR:CE1	1:S:37:GLY:HA3	1.56	1.36
1:B:35:TYR:CE1	1:B:37:GLY:HA3	1.60	1.35
1:Y:35:TYR:CE1	1:Y:37:GLY:HA3	1.63	1.32
1:D:35:TYR:CE1	1:D:37:GLY:HA3	1.64	1.31
1:Q:152:HIS:HB3	1:Q:171:TYR:CE1	1.66	1.31
1:A:35:TYR:CZ	1:A:37:GLY:HA3	1.67	1.28
1:U:35:TYR:CE1	1:U:37:GLY:HA3	1.70	1.27
1:D:229:ALA:O	1:D:233:LEU:HD13	1.34	1.26
1:D:230:LEU:O	1:D:234:LEU:HD13	1.35	1.26
1:M:7:ILE:HG21	1:W:5:TYR:CD2	1.71	1.25
1:Y:181:LEU:O	1:Y:181:LEU:HD12	1.35	1.25
2:L:407:TYR:CE1	2:L:417:ALA:HB3	1.70	1.24

Continued on next page...

Continued from previous page...

Atom-1	Atom-2	Interatomic distance (Å)	Clash overlap (Å)
2:L:413:ASP:OD1	2:L:414:PRO:HD2	1.36	1.24
1:D:3:PHE:CE1	1:F:6:PHE:CZ	2.27	1.22
2:G:456:GLN:NE2	2:G:465:ARG:HH22	1.35	1.22
1:D:207:SER:C	1:D:208:LEU:HD12	1.56	1.22
1:K:5:TYR:CD1	1:M:11:GLN:HG3	1.74	1.21
2:2:413:ASP:OD1	2:2:416:SER:HB2	1.40	1.21
1:K:35:TYR:CE1	1:K:37:GLY:HA3	1.73	1.20
1:B:35:TYR:CZ	1:B:37:GLY:HA3	1.77	1.20
1:W:173:GLU:C	1:W:174:ASN:HD22	1.45	1.18
1:D:207:SER:O	1:D:208:LEU:HD12	1.44	1.18
2:N:-17:ILE:CD1	2:N:392:ALA:HB3	1.74	1.18
2:H:-27:ARG:HG2	2:H:-26:GLN:OE1	1.39	1.18
2:N:413:ASP:OD1	2:N:414:PRO:HD2	1.40	1.18
1:A:7:ILE:O	1:B:5:TYR:HB3	1.42	1.18
1:B:178:THR:HG23	1:B:233:LEU:HD23	1.21	1.17
1:F:35:TYR:CE1	1:F:37:GLY:HA3	1.79	1.17
1:I:35:TYR:CE1	1:I:37:GLY:HA3	1.80	1.15
2:R:301:ALA:HB2	2:R:333:LYS:HZ3	1.01	1.14
1:Y:35:TYR:CE1	1:Y:37:GLY:CA	2.30	1.14
2:X:301:ALA:HB2	2:X:333:LYS:HZ3	1.07	1.14
1:O:35:TYR:CE1	1:O:37:GLY:CA	2.30	1.13
1:B:35:TYR:CE1	1:B:37:GLY:CA	2.30	1.13
1:D:35:TYR:CE1	1:D:37:GLY:CA	2.30	1.13
2:T:426:ALA:HB2	2:2:-4:LEU:HD21	1.26	1.13
2:R:456:GLN:NE2	2:R:465:ARG:HH22	1.44	1.13
1:Q:35:TYR:CE1	1:Q:37:GLY:CA	2.30	1.13
2:E:362:GLU:OE2	2:E:382:ARG:HD3	1.46	1.13
2:H:407:TYR:CE1	2:H:417:ALA:CB	2.31	1.12
1:S:35:TYR:CE1	1:S:37:GLY:CA	2.30	1.13
2:H:-6:ALA:N	2:H:-5:GLN:HB3	1.38	1.12
2:T:415:GLN:N	2:T:415:GLN:HE21	1.45	1.12
1:B:40:LEU:HD12	1:B:212:VAL:HG12	1.31	1.12
1:D:8:SER:HB3	1:D:11:GLN:HG2	1.22	1.11
2:E:-28:ARG:O	2:E:-24:PRO:HG3	1.49	1.11
2:R:-31:ASP:O	2:R:-27:ARG:HD3	1.49	1.11
2:L:456:GLN:NE2	2:L:465:ARG:HH22	1.47	1.11
1:M:7:ILE:HG21	1:W:5:TYR:CE2	1.86	1.10
2:V:456:GLN:NE2	2:V:465:ARG:HH22	1.47	1.10
1:O:163:ILE:O	1:O:167:LEU:HG	1.51	1.10
2:C:-18:SER:HB2	2:C:393:ALA:HB2	1.25	1.09
1:O:51:GLN:H	1:O:51:GLN:NE2	1.49	1.09

Continued on next page...

Continued from previous page...

Atom-1	Atom-2	Interatomic distance (Å)	Clash overlap (Å)
2:T:-17:ILE:O	2:T:-16:SER:HB2	1.47	1.09
1:1:8:SER:CB	1:1:11:GLN:HE21	1.64	1.09
1:Q:181:LEU:O	1:Q:185:VAL:HG23	1.49	1.09
1:U:179:ASP:O	1:U:183:ILE:HG13	1.53	1.09
1:A:110:ILE:HG23	1:A:114:GLN:HG3	1.13	1.09
1:B:30:VAL:HG13	1:B:43:ALA:HB2	1.34	1.08
2:N:-17:ILE:HD13	2:N:392:ALA:HB3	1.15	1.08
1:D:3:PHE:CZ	1:F:6:PHE:HZ	1.70	1.08
1:W:181:LEU:O	1:W:185:VAL:HG23	1.53	1.08
1:U:35:TYR:CE1	1:U:37:GLY:CA	2.36	1.07
2:G:456:GLN:HE22	2:G:465:ARG:NH2	1.51	1.07
1:1:167:LEU:CD1	1:1:187:ALA:CB	2.33	1.07
1:U:217:ARG:HD2	1:U:223:ARG:HD2	1.28	1.07
2:Z:301:ALA:CB	2:Z:333:LYS:HZ3	1.68	1.06
1:A:35:TYR:CE1	1:A:37:GLY:HA3	1.89	1.06
2:T:456:GLN:NE2	2:T:465:ARG:HH22	1.51	1.06
1:D:3:PHE:HE1	1:F:6:PHE:CE2	1.73	1.06
1:B:234:LEU:O	1:B:235:VAL:HG23	1.51	1.06
1:U:30:VAL:HG13	1:U:43:ALA:HB2	1.37	1.06
1:M:7:ILE:HD13	1:W:5:TYR:CD2	1.90	1.06
2:Z:301:ALA:HB2	2:Z:333:LYS:NZ	1.69	1.06
1:Y:35:TYR:CZ	1:Y:37:GLY:HA3	1.91	1.05
1:K:35:TYR:CZ	1:K:37:GLY:HA3	1.92	1.05
1:O:234:LEU:O	1:O:234:LEU:HD13	1.55	1.05
2:H:456:GLN:NE2	2:H:465:ARG:HH22	1.53	1.05
2:Z:301:ALA:HB2	2:Z:333:LYS:HZ3	0.90	1.05
2:N:308:TYR:CZ	2:N:311:GLY:HA3	1.89	1.05
1:1:8:SER:OG	1:1:11:GLN:HG2	1.56	1.05
1:W:110:ILE:HG23	1:W:114:GLN:HG3	1.34	1.05
2:H:-23:GLU:HG2	2:P:-28:ARG:HH21	1.21	1.05
1:K:4:PRO:HB3	1:W:5:TYR:CD1	1.92	1.04
1:I:181:LEU:O	1:I:185:VAL:HG23	1.56	1.04
2:C:456:GLN:NE2	2:C:465:ARG:HH22	1.53	1.04
1:F:30:VAL:HG13	1:F:43:ALA:HB2	1.39	1.04
1:U:8:SER:HB3	1:1:5:TYR:HB3	1.04	1.04
1:K:35:TYR:CE1	1:K:37:GLY:CA	2.39	1.04
2:R:456:GLN:HE22	2:R:465:ARG:NH2	1.55	1.03
2:L:-25:ALA:HB1	2:L:-22:LEU:CD2	1.87	1.03
1:A:45:ASN:HD21	1:A:52:LYS:HD3	1.14	1.03
1:D:189:ARG:HH12	1:D:203:LEU:N	1.55	1.03
1:K:30:VAL:HG13	1:K:43:ALA:HB2	1.37	1.03

Continued on next page...

Continued from previous page...

Atom-1	Atom-2	Interatomic distance (Å)	Clash overlap (Å)
1:O:35:TYR:CZ	1:O:37:GLY:HA3	1.93	1.03
1:D:3:PHE:CE1	1:F:6:PHE:HZ	1.68	1.03
2:Z:348:THR:HB	2:Z:351:VAL:HG23	1.40	1.03
2:V:301:ALA:HB2	2:V:333:LYS:HZ3	1.20	1.02
1:M:7:ILE:HD13	1:W:5:TYR:HD2	1.12	1.02
2:R:301:ALA:CB	2:R:333:LYS:HZ3	1.72	1.02
2:Z:301:ALA:CB	2:Z:333:LYS:NZ	2.22	1.02
1:A:7:ILE:HD12	1:A:11:GLN:HG3	1.41	1.02
1:U:97:ARG:HH22	1:U:101:ASN:HD22	1.08	1.02
1:D:3:PHE:HE1	1:F:6:PHE:CZ	1.70	1.01
2:V:456:GLN:HE22	2:V:465:ARG:NH2	1.58	1.01
2:L:-25:ALA:HB1	2:L:-22:LEU:HD23	1.02	1.01
2:E:407:TYR:CE1	2:E:417:ALA:HB3	1.95	1.01
2:X:301:ALA:HB2	2:X:333:LYS:NZ	1.74	1.01
2:H:-6:ALA:N	2:H:-5:GLN:CB	2.18	1.01
1:K:152:HIS:HB3	1:K:171:TYR:CE2	1.96	1.01
1:W:3:PHE:N	1:W:4:PRO:HA	1.76	1.01
1:O:7:ILE:N	1:U:7:ILE:HD12	1.75	1.00
2:E:456:GLN:NE2	2:E:465:ARG:HH22	1.56	1.00
1:O:30:VAL:HG13	1:O:43:ALA:HB2	1.42	1.00
1:Q:30:VAL:HG13	1:Q:43:ALA:HB2	1.43	1.00
1:S:30:VAL:HG13	1:S:43:ALA:HB2	1.44	1.00
2:T:413:ASP:OD1	2:T:414:PRO:HD2	1.62	0.99
1:Y:30:VAL:HG13	1:Y:43:ALA:HB2	1.44	0.99
2:C:301:ALA:HB2	2:C:333:LYS:HE2	1.43	0.99
2:L:456:GLN:HE22	2:L:465:ARG:NH2	1.60	0.99
1:I:181:LEU:HD12	1:I:181:LEU:O	1.60	0.99
1:O:179:ASP:O	1:O:183:ILE:HG13	1.61	0.99
1:B:178:THR:HG23	1:B:233:LEU:CD2	1.90	0.99
1:D:207:SER:C	1:D:208:LEU:CD1	2.30	0.99
1:Y:234:LEU:O	1:Y:235:VAL:HG23	1.63	0.99
2:L:-26:GLN:HA	2:L:-26:GLN:OE1	1.63	0.98
1:U:35:TYR:CZ	1:U:37:GLY:HA3	1.98	0.98
2:N:308:TYR:CE1	2:N:311:GLY:HA3	1.98	0.98
2:E:301:ALA:HB2	2:E:333:LYS:HE2	1.40	0.98
2:N:301:ALA:HB2	2:N:333:LYS:HZ3	1.29	0.98
1:U:112:THR:HG21	3:I:250:HOH:O	1.62	0.98
2:C:456:GLN:HE22	2:C:465:ARG:NH2	1.62	0.97
1:I:30:VAL:HG13	1:I:43:ALA:HB2	1.45	0.97
2:H:456:GLN:HE22	2:H:465:ARG:HH22	1.03	0.97
1:Q:40:LEU:HA	1:Q:212:VAL:HG12	1.43	0.97

Continued on next page...

Continued from previous page...

Atom-1	Atom-2	Interatomic distance (Å)	Clash overlap (Å)
1:K:179:ASP:O	1:K:183:ILE:HG13	1.65	0.97
1:U:230:LEU:O	1:U:234:LEU:HD13	1.63	0.97
1:Q:152:HIS:HB3	1:Q:171:TYR:HE1	1.25	0.97
1:Q:35:TYR:CZ	1:Q:37:GLY:HA3	1.98	0.97
1:K:6:PHE:HB3	1:Q:4:PRO:HG3	1.45	0.97
2:T:456:GLN:HE22	2:T:465:ARG:NH2	1.63	0.96
1:A:8:SER:HB2	1:A:9:PRO:HD2	1.46	0.96
1:U:167:LEU:HA	1:U:170:SER:OG	1.64	0.96
2:V:301:ALA:HB2	2:V:333:LYS:NZ	1.81	0.96
1:M:7:ILE:CD1	1:W:5:TYR:HD2	1.78	0.96
1:I:179:ASP:O	1:I:183:ILE:HG13	1.65	0.96
2:L:407:TYR:CE1	2:L:417:ALA:CB	2.47	0.96
2:H:-27:ARG:HE	2:H:-26:GLN:NE2	1.62	0.96
2:L:-25:ALA:CB	2:L:-22:LEU:HD23	1.94	0.96
2:X:456:GLN:NE2	2:X:465:ARG:HH22	1.62	0.96
2:J:301:ALA:HB2	2:J:333:LYS:HZ3	1.29	0.96
2:Z:-27:ARG:HH21	2:Z:-27:ARG:HG2	1.30	0.96
1:D:30:VAL:HG13	1:D:43:ALA:HB2	1.45	0.96
1:I:35:TYR:CZ	1:I:37:GLY:HA3	2.01	0.95
2:H:456:GLN:HE22	2:H:465:ARG:NH2	1.64	0.95
2:V:456:GLN:HE22	2:V:465:ARG:HH22	0.98	0.95
1:O:181:LEU:O	1:O:185:VAL:HG23	1.64	0.95
1:I:30:VAL:HG13	1:I:43:ALA:HB2	1.45	0.95
1:B:110:ILE:HG23	1:B:114:GLN:HG3	1.45	0.95
1:I:35:TYR:CE1	1:I:37:GLY:CA	2.50	0.95
2:E:456:GLN:HE22	2:E:465:ARG:HH22	0.98	0.95
2:G:308:TYR:CZ	2:G:311:GLY:HA3	2.02	0.95
2:Z:456:GLN:NE2	2:Z:465:ARG:HH22	1.64	0.95
1:B:40:LEU:CD1	1:B:212:VAL:HG12	1.97	0.94
2:Z:456:GLN:HE22	2:Z:465:ARG:HH22	1.06	0.94
2:P:407:TYR:CE2	2:P:499:ALA:HA	2.03	0.94
1:U:229:ALA:O	1:U:233:LEU:HD21	1.64	0.94
1:A:30:VAL:HG13	1:A:43:ALA:HB2	1.47	0.94
2:C:434:GLU:HA	2:C:434:GLU:OE1	1.67	0.94
2:E:-32:THR:HG23	2:E:362:GLU:OE1	1.65	0.94
2:H:-6:ALA:H1	2:H:-5:GLN:HB3	1.22	0.94
2:Z:350:ALA:O	2:Z:353:VAL:HG12	1.67	0.94
1:M:30:VAL:HG13	1:M:43:ALA:HB2	1.48	0.94
2:X:308:TYR:CZ	2:X:311:GLY:HA3	2.02	0.94
1:I:110:ILE:HG23	1:I:114:GLN:HG3	1.50	0.94
2:N:-17:ILE:HD13	2:N:392:ALA:CB	1.97	0.94

Continued on next page...

Continued from previous page...

Atom-1	Atom-2	Interatomic distance (Å)	Clash overlap (Å)
1:M:152:HIS:HB3	1:M:171:TYR:CE2	2.03	0.94
2:H:-6:ALA:H3	2:H:-5:GLN:HB3	1.30	0.94
1:O:51:GLN:N	1:O:51:GLN:HE21	1.67	0.93
1:1:7:ILE:HB	1:1:11:GLN:HG3	1.46	0.93
2:J:-39:ALA:HA	2:T:-26:GLN:OE1	1.69	0.93
2:Z:348:THR:CB	2:Z:351:VAL:HG23	1.98	0.93
2:X:456:GLN:HE22	2:X:465:ARG:HH22	1.15	0.93
1:B:178:THR:HA	1:B:233:LEU:HD21	1.50	0.93
1:1:18:GLU:OE1	1:1:22:LYS:HE2	1.66	0.93
1:Y:35:TYR:CE1	1:Y:37:GLY:N	2.36	0.93
1:D:173:GLU:HG2	1:D:174:ASN:OD1	1.69	0.93
1:S:110:ILE:HG23	1:S:114:GLN:HG3	1.51	0.93
2:X:521:ARG:HH11	2:X:521:ARG:HG2	1.34	0.93
1:W:30:VAL:HG13	1:W:43:ALA:HB2	1.51	0.92
1:S:35:TYR:HE1	1:S:37:GLY:HA3	1.33	0.92
1:U:181:LEU:HD21	1:U:234:LEU:CD1	1.99	0.92
2:P:308:TYR:CZ	2:P:311:GLY:HA3	2.05	0.92
1:U:8:SER:CB	1:1:5:TYR:HB3	1.97	0.92
1:1:8:SER:CB	1:1:11:GLN:NE2	2.33	0.92
1:K:16:ARG:HB3	1:K:117:PRO:HG2	1.49	0.92
2:J:-17:ILE:HD12	2:J:392:ALA:HB3	1.51	0.92
1:A:35:TYR:CZ	1:A:37:GLY:CA	2.51	0.92
1:O:51:GLN:HE21	1:O:51:GLN:H	1.04	0.92
1:K:179:ASP:OD1	1:K:183:ILE:HD11	1.69	0.92
1:A:19:LEU:HD12	1:B:9:PRO:HB2	1.51	0.92
1:S:15:GLU:OE2	1:1:9:PRO:HD2	1.69	0.92
2:C:409:ILE:HG13	2:C:410:HIS:ND1	1.85	0.92
1:U:214:ASP:HB3	1:U:217:ARG:HG3	1.50	0.91
2:P:407:TYR:CE1	2:P:417:ALA:HB3	2.05	0.91
2:2:-28:ARG:HG2	2:2:-21:LEU:CD1	2.00	0.91
2:E:456:GLN:HE22	2:E:465:ARG:NH2	1.68	0.91
2:N:-21:LEU:HD12	2:N:-20:PRO:HD3	1.49	0.91
1:D:35:TYR:HE1	1:D:37:GLY:HA3	1.22	0.91
1:D:15:GLU:OE2	1:K:8:SER:HB2	1.70	0.91
2:G:362:GLU:OE2	2:G:382:ARG:HD3	1.69	0.91
1:Y:181:LEU:C	1:Y:181:LEU:HD12	1.82	0.91
1:1:8:SER:N	1:1:11:GLN:HE21	1.67	0.91
2:C:-39:ALA:N	2:J:-26:GLN:CD	2.24	0.91
1:Y:179:ASP:O	1:Y:183:ILE:HG13	1.69	0.91
1:K:4:PRO:HB3	1:W:5:TYR:CG	2.06	0.91
2:G:391:LEU:O	2:G:391:LEU:HD12	1.71	0.91

Continued on next page...

Continued from previous page...

Atom-1	Atom-2	Interatomic distance (Å)	Clash overlap (Å)
1:K:25:ALA:O	1:K:158:GLY:HA2	1.71	0.90
2:G:413:ASP:HB3	2:G:416:SER:OG	1.69	0.90
1:A:11:GLN:HE22	1:A:14:ARG:NH2	1.69	0.90
1:D:3:PHE:N	1:D:4:PRO:HD3	1.84	0.90
1:O:8:SER:OG	1:O:11:GLN:HB3	1.71	0.90
1:U:35:TYR:CE1	1:U:37:GLY:N	2.40	0.90
2:X:382:ARG:HH21	2:X:385:ILE:CD1	1.83	0.90
2:J:308:TYR:CZ	2:J:311:GLY:HA3	2.06	0.90
2:L:301:ALA:HB2	2:L:333:LYS:HZ3	1.34	0.90
2:G:301:ALA:HB2	2:G:333:LYS:HZ3	1.33	0.90
2:T:-28:ARG:HB2	2:T:-28:ARG:CZ	2.00	0.90
2:T:415:GLN:CA	2:T:415:GLN:HE21	1.84	0.90
2:P:465:ARG:HA	2:P:513:LEU:HD21	1.53	0.90
2:H:413:ASP:OD1	2:H:414:PRO:HD2	1.72	0.90
1:I:167:LEU:CD1	1:I:187:ALA:HB2	2.01	0.90
1:S:35:TYR:CZ	1:S:37:GLY:HA3	2.07	0.89
1:I:8:SER:HB3	1:I:11:GLN:HE21	1.36	0.89
2:E:413:ASP:HB2	2:E:416:SER:OG	1.72	0.89
1:F:35:TYR:CE1	1:F:37:GLY:CA	2.55	0.89
1:Y:35:TYR:CD1	1:Y:37:GLY:N	2.41	0.89
2:R:301:ALA:HB2	2:R:333:LYS:NZ	1.86	0.89
1:M:7:ILE:CG2	1:W:5:TYR:CE2	2.55	0.89
2:T:308:TYR:CZ	2:T:311:GLY:HA3	2.08	0.89
2:R:456:GLN:HE22	2:R:465:ARG:HH22	0.91	0.89
1:U:8:SER:HB3	1:I:5:TYR:CB	2.00	0.89
2:J:487:VAL:HG13	2:R:522:SER:O	1.71	0.89
2:X:521:ARG:CG	2:X:521:ARG:HH11	1.86	0.89
1:W:35:TYR:CE1	1:W:37:GLY:HA3	2.07	0.89
1:D:35:TYR:CD1	1:D:37:GLY:N	2.41	0.89
2:R:301:ALA:CB	2:R:333:LYS:NZ	2.35	0.89
2:G:-21:LEU:HG	2:G:-20:PRO:HD2	1.53	0.89
2:X:-17:ILE:HG12	2:X:-17:ILE:O	1.71	0.89
1:B:181:LEU:O	1:B:185:VAL:HG23	1.71	0.89
2:J:301:ALA:HB2	2:J:333:LYS:NZ	1.88	0.88
2:G:-18:SER:O	2:G:-17:ILE:HB	1.71	0.88
2:E:308:TYR:CZ	2:E:311:GLY:HA3	2.08	0.88
1:I:18:GLU:CD	1:I:21:ARG:HH21	1.76	0.88
1:A:35:TYR:CE1	1:A:37:GLY:CA	2.56	0.88
1:B:35:TYR:CE1	1:B:37:GLY:N	2.41	0.88
2:X:301:ALA:CB	2:X:333:LYS:NZ	2.35	0.88
1:K:35:TYR:CE1	1:K:37:GLY:N	2.42	0.88

Continued on next page...

Continued from previous page...

Atom-1	Atom-2	Interatomic distance (Å)	Clash overlap (Å)
2:E:415:GLN:HA	2:E:415:GLN:HE21	1.36	0.88
1:Q:35:TYR:HE1	1:Q:37:GLY:HA3	1.39	0.87
1:M:35:TYR:CE1	1:M:37:GLY:HA3	2.08	0.87
2:N:456:GLN:NE2	2:N:465:ARG:HH22	1.71	0.87
1:K:6:PHE:HB3	1:Q:4:PRO:CG	2.04	0.87
1:Q:171:TYR:CD2	1:Q:172:ALA:N	2.43	0.87
1:A:45:ASN:HD21	1:A:52:LYS:CD	1.86	0.87
1:O:19:LEU:C	1:O:19:LEU:HD23	1.94	0.87
1:K:4:PRO:HB3	1:W:5:TYR:CE1	2.10	0.86
1:1:35:TYR:CZ	1:1:37:GLY:HA3	2.09	0.86
2:X:331:VAL:HG13	2:X:349:ALA:HB2	1.55	0.86
1:Q:152:HIS:CB	1:Q:171:TYR:CE1	2.57	0.86
1:W:174:ASN:N	1:W:174:ASN:HD22	1.73	0.86
1:1:8:SER:H	1:1:11:GLN:NE2	1.71	0.86
2:V:301:ALA:CB	2:V:333:LYS:NZ	2.38	0.86
1:U:231:GLN:HE22	1:U:235:VAL:HG21	1.40	0.86
2:R:308:TYR:CZ	2:R:311:GLY:HA3	2.10	0.86
1:D:208:LEU:CD1	1:D:208:LEU:N	2.38	0.86
2:J:426:ALA:HB2	2:T:4:LEU:HD21	1.55	0.86
1:B:178:THR:HA	1:B:233:LEU:CD2	2.05	0.86
1:1:8:SER:HB3	1:1:11:GLN:NE2	1.91	0.86
1:B:22:LYS:O	1:B:26:ARG:HG3	1.75	0.86
1:U:35:TYR:CD1	1:U:37:GLY:N	2.44	0.86
2:C:456:GLN:HE22	2:C:465:ARG:HH22	0.87	0.85
1:K:234:LEU:HD13	1:K:234:LEU:C	1.96	0.85
1:D:35:TYR:CE1	1:D:37:GLY:N	2.43	0.85
2:X:383:LEU:O	2:X:387:VAL:HG23	1.77	0.85
1:U:217:ARG:CD	1:U:223:ARG:HD2	2.07	0.85
2:2:-28:ARG:HG2	2:2:-21:LEU:HD11	1.56	0.85
2:J:308:TYR:CE1	2:J:311:GLY:HA3	2.11	0.85
2:T:415:GLN:CA	2:T:415:GLN:NE2	2.40	0.85
1:B:35:TYR:CD1	1:B:37:GLY:N	2.44	0.85
2:L:-24:PRO:HD2	2:L:-23:GLU:OE2	1.77	0.85
2:X:-17:ILE:HA	2:X:396:GLN:OE1	1.77	0.85
1:Y:110:ILE:HG23	1:Y:114:GLN:HG3	1.57	0.85
2:H:407:TYR:HE1	2:H:417:ALA:HB3	1.34	0.85
2:E:407:TYR:CE1	2:E:417:ALA:CB	2.60	0.85
1:B:179:ASP:O	1:B:183:ILE:HG13	1.76	0.85
1:1:167:LEU:HD13	1:1:187:ALA:CB	2.07	0.84
1:U:181:LEU:HD21	1:U:234:LEU:HD12	1.59	0.84
2:V:308:TYR:CZ	2:V:311:GLY:HA3	2.12	0.84

Continued on next page...

Continued from previous page...

Atom-1	Atom-2	Interatomic distance (Å)	Clash overlap (Å)
1:O:35:TYR:CD1	1:O:37:GLY:N	2.44	0.84
1:O:155:VAL:CG2	1:O:167:LEU:CD1	2.56	0.84
1:S:35:TYR:CD1	1:S:37:GLY:N	2.45	0.84
1:I:167:LEU:HD13	1:I:187:ALA:HB1	1.58	0.84
2:T:456:GLN:HE22	2:T:465:ARG:HH22	0.87	0.84
2:X:509:ARG:HG3	2:X:509:ARG:HH11	1.43	0.84
2:L:456:GLN:HE22	2:L:465:ARG:HH22	0.86	0.84
2:X:382:ARG:NH2	2:X:385:ILE:HD13	1.92	0.84
1:W:173:GLU:C	1:W:174:ASN:ND2	2.30	0.83
2:P:-26:GLN:HA	2:P:-26:GLN:OE1	1.77	0.83
1:O:155:VAL:CG2	1:O:167:LEU:HD11	2.09	0.83
1:Y:181:LEU:O	1:Y:185:VAL:HG23	1.76	0.83
2:P:-27:ARG:NH1	2:P:-26:GLN:HE21	1.77	0.83
2:Z:456:GLN:HE22	2:Z:465:ARG:NH2	1.77	0.83
1:Q:25:ALA:O	1:Q:158:GLY:HA2	1.79	0.83
2:X:382:ARG:NH2	2:X:385:ILE:CD1	2.42	0.83
1:M:7:ILE:CG2	1:W:5:TYR:CD2	2.60	0.82
1:A:110:ILE:CG2	1:A:114:GLN:HG3	2.06	0.82
1:I:114:GLN:HA	1:I:114:GLN:HE21	1.41	0.82
1:F:33:LEU:HD12	1:F:33:LEU:O	1.80	0.82
1:Q:40:LEU:HD12	1:Q:212:VAL:CG1	2.09	0.82
1:A:7:ILE:HD12	1:A:11:GLN:CG	2.10	0.82
1:S:25:ALA:O	1:S:158:GLY:HA2	1.79	0.82
1:F:203:LEU:N	1:F:234:LEU:HD11	1.94	0.82
1:B:5:TYR:HE2	1:O:11:GLN:HE22	1.27	0.82
1:O:8:SER:HG	1:O:11:GLN:HB3	1.42	0.82
1:O:155:VAL:HG21	1:O:167:LEU:CD1	2.09	0.82
2:N:301:ALA:HB2	2:N:333:LYS:NZ	1.93	0.82
2:E:-36:LEU:HD12	2:E:-31:ASP:OD2	1.80	0.82
2:H:407:TYR:CZ	2:H:417:ALA:CB	2.62	0.82
1:K:4:PRO:HG3	1:W:5:TYR:CB	2.09	0.81
1:D:8:SER:HB3	1:D:11:GLN:CG	2.09	0.81
1:U:112:THR:CG2	3:I:250:HOH:O	2.22	0.81
1:K:4:PRO:HG3	1:W:5:TYR:CG	2.15	0.81
1:A:6:PHE:HB3	1:B:5:TYR:HB2	1.62	0.81
2:X:362:GLU:OE2	2:X:382:ARG:HD3	1.81	0.81
2:L:301:ALA:HB2	2:L:333:LYS:NZ	1.95	0.81
1:F:25:ALA:O	1:F:158:GLY:HA2	1.80	0.81
2:N:456:GLN:HE22	2:N:465:ARG:NH2	1.79	0.81
1:K:152:HIS:CD2	1:K:171:TYR:HE2	1.96	0.81
1:Q:41:PHE:HB3	1:Q:53:ILE:HD13	1.62	0.81

Continued on next page...

Continued from previous page...

Atom-1	Atom-2	Interatomic distance (Å)	Clash overlap (Å)
1:S:14:ARG:HB2	1:S:14:ARG:NH2	1.96	0.81
1:A:45:ASN:ND2	1:A:52:LYS:HD3	1.96	0.81
2:Z:362:GLU:OE2	2:Z:382:ARG:HD3	1.80	0.81
2:T:426:ALA:CB	2:2:-4:LEU:HD21	2.09	0.81
2:2:456:GLN:HE22	2:2:465:ARG:HH22	1.28	0.81
2:C:-39:ALA:N	2:J:-26:GLN:NE2	2.29	0.81
1:I:129:HIS:HE1	3:I:250:HOH:O	1.63	0.81
1:Y:59:ARG:HD2	1:Y:129:HIS:HA	1.63	0.81
1:U:25:ALA:O	1:U:158:GLY:HA2	1.82	0.80
2:C:-18:SER:HB2	2:C:393:ALA:CB	2.08	0.80
1:A:15:GLU:OE1	1:B:9:PRO:HD2	1.82	0.80
2:Z:511:ALA:HB1	2:Z:515:ARG:NH2	1.97	0.80
1:A:59:ARG:HD2	1:A:129:HIS:HA	1.64	0.80
1:Q:59:ARG:HD2	1:Q:129:HIS:HA	1.62	0.80
1:O:35:TYR:CE1	1:O:37:GLY:N	2.50	0.80
2:H:-5:GLN:NE2	2:H:-2:HIS:NE2	2.29	0.80
2:R:-31:ASP:O	2:R:-27:ARG:CD	2.30	0.80
2:C:-26:GLN:HB3	2:H:-39:ALA:HB3	1.62	0.80
1:B:152:HIS:CD2	1:B:171:TYR:HE2	2.00	0.80
2:G:-26:GLN:HA	2:G:-26:GLN:OE1	1.82	0.80
2:T:-17:ILE:O	2:T:-16:SER:CB	2.30	0.80
2:P:-27:ARG:NH1	2:P:-26:GLN:NE2	2.30	0.80
2:R:362:GLU:OE2	2:R:382:ARG:HD3	1.81	0.80
1:M:41:PHE:HB3	1:M:53:ILE:HD13	1.64	0.80
2:L:354:GLU:CA	2:L:354:GLU:OE1	2.30	0.80
2:G:456:GLN:NE2	2:G:465:ARG:NH2	2.20	0.80
2:T:413:ASP:OD1	2:T:414:PRO:CD	2.30	0.80
1:U:97:ARG:NH2	1:U:101:ASN:HD22	1.78	0.80
2:L:-27:ARG:NH1	2:L:-26:GLN:NE2	2.30	0.80
2:X:-17:ILE:CG1	2:X:-17:ILE:O	2.30	0.80
1:D:33:LEU:HD12	1:D:33:LEU:O	1.81	0.80
1:F:59:ARG:HD2	1:F:129:HIS:HA	1.62	0.80
1:M:7:ILE:HG21	1:W:5:TYR:HD2	1.27	0.80
1:U:97:ARG:HH22	1:U:101:ASN:ND2	1.77	0.80
2:X:331:VAL:HG13	2:X:349:ALA:CB	2.11	0.80
1:U:59:ARG:HD2	1:U:129:HIS:HA	1.64	0.80
2:P:-27:ARG:NE	2:P:-26:GLN:NE2	2.30	0.80
1:M:218:PRO:HG2	3:M:249:HOH:O	1.82	0.80
2:E:-28:ARG:O	2:E:-24:PRO:CG	2.30	0.79
2:C:-32:THR:HG23	2:C:362:GLU:OE1	1.82	0.79
2:2:308:TYR:CZ	2:2:311:GLY:HA3	2.16	0.79

Continued on next page...

Continued from previous page...

Atom-1	Atom-2	Interatomic distance (Å)	Clash overlap (Å)
1:Q:230:LEU:O	1:Q:234:LEU:CD1	2.30	0.79
1:K:4:PRO:CB	1:W:5:TYR:CD2	2.65	0.79
2:X:382:ARG:HH21	2:X:385:ILE:HD13	1.47	0.79
2:E:415:GLN:HE21	2:E:415:GLN:CA	1.95	0.79
1:U:233:LEU:H	1:U:233:LEU:HD23	1.46	0.79
2:G:301:ALA:HB2	2:G:333:LYS:NZ	1.96	0.79
1:Q:191:GLY:O	1:Q:192:SER:HB2	1.81	0.79
1:K:35:TYR:CD1	1:K:37:GLY:N	2.51	0.79
2:E:407:TYR:CE2	2:E:499:ALA:HA	2.18	0.79
2:G:32:THR:HG23	2:G:362:GLU:OE1	1.83	0.79
1:S:115:ALA:HB1	1:U:6:PHE:HZ	1.47	0.79
1:1:8:SER:OG	1:1:11:GLN:CG	2.30	0.79
2:C:434:GLU:CA	2:C:434:GLU:OE1	2.30	0.79
2:L:-18:SER:O	2:L:-17:ILE:CG2	2.30	0.79
1:A:7:ILE:O	1:B:5:TYR:CB	2.27	0.79
1:W:205:VAL:HG21	1:W:231:GLN:HA	1.64	0.79
1:A:11:GLN:NE2	1:A:14:ARG:NH2	2.30	0.79
1:Y:234:LEU:O	1:Y:235:VAL:CG2	2.30	0.79
2:H:413:ASP:OD1	2:H:414:PRO:CD	2.30	0.79
2:L:354:GLU:HA	2:L:354:GLU:OE1	1.81	0.79
2:H:-27:ARG:NE	2:H:-26:GLN:NE2	2.30	0.79
2:X:456:GLN:HE22	2:X:465:ARG:NH2	1.81	0.79
2:G:413:ASP:CB	2:G:416:SER:OG	2.30	0.79
1:Q:234:LEU:O	1:Q:235:VAL:CG2	2.30	0.79
2:G:456:GLN:HE22	2:G:465:ARG:HH22	0.81	0.78
1:1:18:GLU:OE1	1:1:22:LYS:CE	2.30	0.78
2:C:-39:ALA:H2	2:J:-26:GLN:CD	1.85	0.78
1:Y:169:GLU:OE1	1:Y:169:GLU:HA	1.83	0.78
2:Z:308:TYR:CZ	2:Z:311:GLY:HA3	2.19	0.78
1:F:169:GLU:OE1	1:F:169:GLU:HA	1.84	0.78
2:T:415:GLN:HA	2:T:415:GLN:NE2	1.97	0.78
1:D:173:GLU:CG	1:D:174:ASN:OD1	2.30	0.78
2:E:415:GLN:HA	2:E:415:GLN:NE2	1.98	0.78
1:O:150:GLU:HG3	1:O:154:VAL:HG22	1.64	0.78
1:1:8:SER:N	1:1:11:GLN:NE2	2.30	0.78
1:S:114:GLN:HA	1:S:114:GLN:HE21	1.46	0.78
1:D:205:VAL:HG23	1:D:206:ALA:N	1.97	0.78
1:1:218:PRO:HG2	3:1:249:HOH:O	1.83	0.78
2:C:351:VAL:HG12	2:C:400:ALA:HB2	1.66	0.78
1:Q:153:PHE:CD2	1:Q:171:TYR:HD1	2.01	0.78
1:K:4:PRO:CB	1:W:5:TYR:CG	2.67	0.78

Continued on next page...

Continued from previous page...

Atom-1	Atom-2	Interatomic distance (Å)	Clash overlap (Å)
1:U:229:ALA:O	1:U:233:LEU:CD2	2.30	0.78
1:S:59:ARG:HD2	1:S:129:HIS:HA	1.66	0.78
2:L:308:TYR:CZ	2:L:311:GLY:HA3	2.18	0.78
2:Z:301:ALA:HB1	2:Z:333:LYS:HZ2	1.49	0.78
2:Z:348:THR:HB	2:Z:351:VAL:CG2	2.12	0.78
2:G:308:TYR:CE1	2:G:311:GLY:HA3	2.18	0.78
1:F:169:GLU:OE1	1:F:169:GLU:CA	2.30	0.78
1:Y:25:ALA:O	1:Y:158:GLY:HA2	1.83	0.78
1:Q:35:TYR:CD1	1:Q:37:GLY:N	2.51	0.78
1:B:35:TYR:CZ	1:B:37:GLY:CA	2.59	0.78
1:D:3:PHE:CZ	1:F:6:PHE:CZ	2.61	0.78
2:2:456:GLN:NE2	2:2:465:ARG:HH22	1.79	0.78
1:1:59:ARG:HD2	1:1:129:HIS:HA	1.65	0.78
2:H:308:TYR:CZ	2:H:311:GLY:HA3	2.18	0.78
1:B:5:TYR:CE2	1:O:11:GLN:NE2	2.51	0.78
2:E:-4:LEU:O	2:E:-2:HIS:HD2	1.65	0.78
1:1:8:SER:CA	1:1:11:GLN:HE21	1.97	0.78
1:A:35:TYR:CE1	1:A:37:GLY:N	2.53	0.77
2:H:-27:ARG:HG2	2:H:-26:GLN:CD	2.04	0.77
1:K:33:LEU:CD1	1:K:40:LEU:HB3	2.14	0.77
2:E:349:ALA:O	2:E:353:VAL:HG12	1.83	0.77
2:P:349:ALA:O	2:P:353:VAL:HG12	1.83	0.77
1:D:150:GLU:HG3	1:D:154:VAL:HG22	1.64	0.77
1:Q:171:TYR:CE2	1:Q:172:ALA:O	2.37	0.77
2:E:-24:PRO:O	2:E:-21:LEU:HB2	1.84	0.77
2:E:-28:ARG:CZ	2:E:-21:LEU:HD23	2.14	0.77
1:O:234:LEU:C	1:O:234:LEU:HD13	2.03	0.77
2:L:-35:SER:HB3	2:L:369:LEU:HD12	1.65	0.77
1:B:234:LEU:O	1:B:235:VAL:CG2	2.30	0.77
1:U:11:GLN:HG2	1:1:5:TYR:CE1	2.20	0.77
1:M:163:ILE:HD11	1:M:191:GLY:HA3	1.65	0.77
1:M:186:ALA:HA	1:M:189:ARG:CZ	2.13	0.77
2:J:301:ALA:CB	2:J:333:LYS:NZ	2.48	0.77
1:B:59:ARG:HD2	1:B:129:HIS:HA	1.67	0.77
1:M:16:ARG:HB3	1:M:16:ARG:NH1	2.00	0.77
1:I:25:ALA:O	1:I:158:GLY:HA2	1.84	0.77
1:B:25:ALA:O	1:B:158:GLY:HA2	1.84	0.77
1:K:5:TYR:CD1	1:M:11:GLN:CG	2.63	0.77
1:W:174:ASN:ND2	1:W:174:ASN:N	2.30	0.77
1:Q:181:LEU:O	1:Q:185:VAL:CG2	2.32	0.77
2:H:-27:ARG:NE	2:H:-26:GLN:CD	2.39	0.76

Continued on next page...

Continued from previous page...

Atom-1	Atom-2	Interatomic distance (Å)	Clash overlap (Å)
2:Z:301:ALA:HB1	2:Z:333:LYS:NZ	1.99	0.76
2:P:-28:ARG:HG2	2:P:-21:LEU:HD21	1.66	0.76
1:D:59:ARG:HD2	1:D:129:HIS:HA	1.66	0.76
1:O:59:ARG:HD2	1:O:129:HIS:HA	1.67	0.76
1:S:35:TYR:CE1	1:S:37:GLY:N	2.53	0.76
1:B:178:THR:CA	1:B:233:LEU:HD21	2.15	0.76
2:J:362:GLU:OE2	2:J:382:ARG:HD3	1.86	0.76
1:B:40:LEU:CD1	1:B:212:VAL:CG1	2.62	0.76
1:K:13:MET:O	1:K:17:SER:HB2	1.86	0.76
2:N:456:GLN:HE22	2:N:465:ARG:HH22	1.29	0.76
2:C:362:GLU:OE2	2:C:382:ARG:HD3	1.84	0.76
2:H:-27:ARG:CG	2:H:-26:GLN:OE1	2.30	0.76
2:N:413:ASP:OD1	2:N:414:PRO:CD	2.30	0.76
2:H:-23:GLU:HG2	2:P:-28:ARG:NH2	2.00	0.76
1:K:6:PHE:O	1:Q:4:PRO:HD3	1.86	0.76
1:B:163:ILE:HG12	1:B:191:GLY:HA3	1.66	0.76
1:Q:171:TYR:C	1:Q:171:TYR:CD2	2.56	0.76
1:O:178:THR:HG23	1:O:233:LEU:O	1.86	0.76
1:D:15:GLU:OE2	1:K:9:PRO:HD2	1.85	0.76
2:G:-21:LEU:CG	2:G:-20:PRO:HD2	2.14	0.76
2:P:362:GLU:OE2	2:P:382:ARG:HD3	1.86	0.76
2:P:-27:ARG:CZ	2:P:-26:GLN:NE2	2.48	0.75
1:D:50:LEU:CD1	1:K:147:ILE:HG23	2.16	0.75
1:W:59:ARG:HD2	1:W:129:HIS:HA	1.68	0.75
1:I:173:GLU:CG	1:I:174:ASN:OD1	2.34	0.75
2:L:-26:GLN:OE1	2:L:-26:GLN:CA	2.34	0.75
2:H:-32:THR:HG23	2:H:362:GLU:OE1	1.87	0.75
1:K:33:LEU:HD11	1:K:40:LEU:HB3	1.68	0.75
1:D:50:LEU:HD11	1:K:147:ILE:HG23	1.66	0.75
2:C:-26:GLN:HB3	2:H:-39:ALA:CB	2.16	0.75
1:U:207:SER:O	1:U:208:LEU:HD12	1.86	0.75
2:N:301:ALA:CB	2:N:333:LYS:NZ	2.49	0.75
1:I:59:ARG:HD2	1:I:129:HIS:HA	1.68	0.75
1:Q:230:LEU:O	1:Q:234:LEU:HD13	1.86	0.75
2:N:362:GLU:OE2	2:N:382:ARG:HD3	1.86	0.75
1:A:8:SER:HB2	1:A:9:PRO:CD	2.17	0.75
2:L:301:ALA:CB	2:L:333:LYS:NZ	2.50	0.75
2:Z:348:THR:CB	2:Z:351:VAL:CG2	2.65	0.74
2:P:-27:ARG:HG2	2:P:-26:GLN:OE1	1.87	0.74
1:Q:191:GLY:O	1:Q:192:SER:CB	2.33	0.74
1:A:33:LEU:CD1	1:A:40:LEU:HB3	2.17	0.74

Continued on next page...

Continued from previous page...

Atom-1	Atom-2	Interatomic distance (Å)	Clash overlap (Å)
1:1:25:ALA:O	1:1:158:GLY:HA2	1.86	0.74
2:H:-23:GLU:CG	2:P:-28:ARG:HH21	1.98	0.74
1:O:10:GLU:O	1:O:14:ARG:HG3	1.88	0.74
1:K:234:LEU:HD13	1:K:234:LEU:O	1.88	0.74
1:W:15:GLU:OE2	1:Y:9:PRO:HG2	1.87	0.74
1:K:205:VAL:HG12	1:K:206:ALA:N	2.02	0.74
1:Q:171:TYR:CE2	1:Q:172:ALA:C	2.61	0.74
1:D:41:PHE:HB3	1:D:53:ILE:HD13	1.70	0.74
2:R:-27:ARG:N	2:R:-27:ARG:HD2	2.00	0.74
1:1:167:LEU:HD11	1:1:187:ALA:CB	2.16	0.74
1:W:16:ARG:NH1	1:W:117:PRO:HD3	2.03	0.74
1:Q:234:LEU:N	1:Q:234:LEU:HD12	2.00	0.74
2:J:433:GLU:HA	2:J:433:GLU:OE1	1.87	0.74
2:C:-18:SER:CB	2:C:393:ALA:HB2	2.11	0.74
1:U:150:GLU:HG3	1:U:154:VAL:HG22	1.68	0.74
1:D:11:GLN:O	1:D:15:GLU:HG3	1.87	0.73
1:U:181:LEU:HD21	1:U:234:LEU:HD11	1.69	0.73
1:A:179:ASP:O	1:A:183:ILE:HG12	1.88	0.73
2:N:513:LEU:O	2:N:517:ILE:HG13	1.88	0.73
2:L:362:GLU:OE2	2:L:382:ARG:HD3	1.88	0.73
1:F:189:ARG:HH21	1:F:203:LEU:CD2	2.00	0.73
2:J:-28:ARG:NH2	2:T:-23:GLU:OE2	2.21	0.73
1:1:150:GLU:HG3	1:1:154:VAL:HG22	1.69	0.73
2:J:-17:ILE:HD12	2:J:392:ALA:CB	2.16	0.73
2:C:-26:GLN:CD	2:H:-39:ALA:HB1	2.09	0.73
1:Q:234:LEU:O	1:Q:235:VAL:HG23	1.88	0.73
2:G:-39:ALA:HB1	2:X:-26:GLN:OE1	1.88	0.73
1:A:41:PHE:HB3	1:A:53:ILE:HD13	1.71	0.73
1:O:35:TYR:HE1	1:O:37:GLY:HA3	1.45	0.73
1:1:33:LEU:CD1	1:1:40:LEU:HB3	2.18	0.73
1:O:19:LEU:HD23	1:O:19:LEU:O	1.89	0.73
2:P:301:ALA:HB2	2:P:333:LYS:HZ3	1.54	0.73
1:Q:112:THR:HG22	1:Q:113:GLU:OE2	1.89	0.73
1:1:152:HIS:CD2	1:1:171:TYR:HE2	2.07	0.73
1:A:35:TYR:OH	1:A:37:GLY:HA3	1.89	0.73
2:L:413:ASP:HB3	2:L:416:SER:OG	1.89	0.73
1:D:205:VAL:CG2	1:D:206:ALA:N	2.51	0.73
2:J:456:GLN:NE2	2:J:465:ARG:HH22	1.87	0.73
1:Y:41:PHE:HB3	1:Y:53:ILE:HD13	1.69	0.73
2:G:332:ARG:HB2	2:G:332:ARG:NH1	2.03	0.73
1:D:179:ASP:O	1:D:183:ILE:HG13	1.88	0.73

Continued on next page...

Continued from previous page...

Atom-1	Atom-2	Interatomic distance (Å)	Clash overlap (Å)
2:E:382:ARG:NH2	2:E:385:ILE:HD13	2.02	0.73
2:P:-18:SER:O	2:P:-17:ILE:HB	1.87	0.73
1:K:142:THR:OG1	1:K:144:ASP:HB3	1.89	0.73
2:P:-28:ARG:CG	2:P:-21:LEU:HD21	2.20	0.72
2:C:409:ILE:HD11	2:C:410:HIS:HE1	1.53	0.72
2:P:465:ARG:CA	2:P:513:LEU:HD21	2.20	0.72
2:P:-28:ARG:HG2	2:P:-21:LEU:CD2	2.19	0.72
2:N:301:ALA:CB	2:N:333:LYS:HZ3	1.99	0.72
1:K:59:ARG:HD2	1:K:129:HIS:HA	1.68	0.72
2:G:-18:SER:O	2:G:-17:ILE:CB	2.38	0.72
2:E:308:TYR:CE1	2:E:311:GLY:HA3	2.25	0.72
1:F:150:GLU:HG3	1:F:154:VAL:HG22	1.71	0.72
2:J:409:ILE:HG13	2:J:410:HIS:ND1	2.04	0.72
1:O:14:ARG:O	1:O:18:GLU:HG2	1.90	0.72
2:N:519:GLU:O	2:N:523:GLY:N	2.22	0.72
1:W:150:GLU:HG3	1:W:154:VAL:HG22	1.72	0.72
1:I:41:PHE:HB3	1:I:53:ILE:HD13	1.70	0.72
2:2:413:ASP:OD1	2:2:416:SER:CB	2.30	0.72
1:W:3:PHE:N	1:W:4:PRO:CA	2.51	0.72
1:I:35:TYR:CE1	1:I:37:GLY:HA3	2.24	0.72
1:M:154:VAL:HA	3:M:250:HOH:O	1.90	0.72
1:F:5:TYR:HD1	1:W:11:GLN:HE22	1.37	0.72
2:J:465:ARG:NH1	2:J:465:ARG:HB3	2.04	0.72
2:X:509:ARG:NH1	2:X:509:ARG:HG3	2.01	0.72
1:S:115:ALA:HB1	1:U:6:PHE:CZ	2.25	0.72
1:Y:35:TYR:HE1	1:Y:37:GLY:HA3	1.49	0.72
1:F:33:LEU:HD11	1:F:40:LEU:HB3	1.72	0.72
2:C:-31:ASP:O	2:C:-27:ARG:HG3	1.90	0.72
1:K:152:HIS:CB	1:K:171:TYR:CE2	2.72	0.72
2:P:-26:GLN:CA	2:P:-26:GLN:OE1	2.38	0.72
1:K:33:LEU:HD12	1:K:33:LEU:H	1.54	0.72
1:M:16:ARG:HH11	1:M:16:ARG:HB3	1.55	0.72
1:O:41:PHE:HB3	1:O:53:ILE:HD13	1.72	0.71
2:T:362:GLU:OE2	2:T:382:ARG:HD3	1.89	0.71
2:C:409:ILE:CG1	2:C:410:HIS:ND1	2.53	0.71
1:Q:234:LEU:H	1:Q:234:LEU:CD1	2.03	0.71
2:H:362:GLU:OE2	2:H:382:ARG:HD3	1.90	0.71
1:Q:178:THR:HG23	1:Q:233:LEU:O	1.90	0.71
2:L:-38:VAL:HG21	2:N:-30:PHE:HE2	1.55	0.71
1:I:35:TYR:CE1	1:I:37:GLY:N	2.57	0.71
1:I:150:GLU:HG3	1:I:154:VAL:HG22	1.70	0.71

Continued on next page...

Continued from previous page...

Atom-1	Atom-2	Interatomic distance (Å)	Clash overlap (Å)
1:I:41:PHE:HB3	1:I:53:ILE:HD13	1.72	0.71
1:I:35:TYR:CD1	1:I:37:GLY:N	2.59	0.71
1:U:179:ASP:O	1:U:183:ILE:CG1	2.37	0.71
2:2:-28:ARG:CG	2:2:-21:LEU:HD11	2.21	0.71
2:N:-21:LEU:HD12	2:N:-20:PRO:CD	2.20	0.71
1:S:214:ASP:OD1	1:S:216:ASN:N	2.23	0.71
1:D:35:TYR:CZ	1:D:37:GLY:HA3	2.21	0.71
2:X:350:ALA:O	2:X:353:VAL:HG12	1.91	0.71
2:R:-30:PHE:HZ	2:Z:-38:VAL:CG2	2.04	0.71
1:F:11:GLN:HA	1:F:11:GLN:OE1	1.89	0.71
1:Q:153:PHE:HD2	1:Q:171:TYR:HD1	1.38	0.71
2:H:-27:ARG:HE	2:H:-26:GLN:CD	1.94	0.71
1:I:167:LEU:HD12	1:I:187:ALA:HB2	1.70	0.71
1:B:33:LEU:HD11	1:B:40:LEU:HB3	1.72	0.71
1:U:217:ARG:HD2	1:U:223:ARG:CD	2.15	0.71
2:Z:308:TYR:CE1	2:Z:311:GLY:HA3	2.25	0.71
2:V:362:GLU:OE2	2:V:382:ARG:HD3	1.91	0.71
1:K:72:ASP:O	1:K:76:ARG:HG3	1.90	0.71
1:F:41:PHE:HB3	1:F:53:ILE:HD13	1.72	0.71
1:S:179:ASP:O	1:S:183:ILE:HG13	1.91	0.71
1:Q:171:TYR:C	1:Q:171:TYR:HD2	1.94	0.70
1:U:176:SER:OG	1:U:179:ASP:CG	2.30	0.70
1:I:33:LEU:HD11	1:I:40:LEU:HB3	1.73	0.70
1:A:178:THR:O	1:A:182:ARG:HG3	1.91	0.70
1:U:41:PHE:HB3	1:U:53:ILE:HD13	1.71	0.70
1:I:191:GLY:O	1:I:192:SER:C	2.30	0.70
1:I:181:LEU:C	1:I:181:LEU:HD12	2.11	0.70
1:D:173:GLU:C	1:D:174:ASN:OD1	2.30	0.70
2:C:409:ILE:HD11	2:C:410:HIS:CE1	2.27	0.70
1:B:182:ARG:HG3	1:B:183:ILE:N	2.05	0.70
1:K:150:GLU:HG3	1:K:154:VAL:HG22	1.73	0.70
1:K:35:TYR:CZ	1:K:37:GLY:CA	2.68	0.70
1:B:33:LEU:CD1	1:B:40:LEU:HB3	2.22	0.70
1:B:152:HIS:HB3	1:B:171:TYR:CE2	2.26	0.70
1:K:41:PHE:HB3	1:K:53:ILE:HD13	1.73	0.70
1:Q:173:GLU:C	1:Q:174:ASN:OD1	2.30	0.70
1:I:167:LEU:HD13	1:I:187:ALA:HB2	1.74	0.70
1:W:6:PHE:N	1:W:6:PHE:CD1	2.59	0.70
1:S:41:PHE:HB3	1:S:53:ILE:HD13	1.74	0.70
1:A:15:GLU:HB3	1:B:9:PRO:HG2	1.73	0.70
2:T:415:GLN:N	2:T:415:GLN:NE2	2.30	0.70

Continued on next page...

Continued from previous page...

Atom-1	Atom-2	Interatomic distance (Å)	Clash overlap (Å)
1:K:152:HIS:CG	1:K:171:TYR:HE2	2.09	0.70
2:2:362:GLU:OE2	2:2:382:ARG:HD3	1.92	0.70
2:T:338:ASP:OD1	2:T:338:ASP:C	2.29	0.70
2:L:332:ARG:HB2	2:L:332:ARG:NH1	2.07	0.70
2:N:332:ARG:HB2	2:N:332:ARG:NH1	2.07	0.70
2:H:332:ARG:NH1	2:H:332:ARG:HB2	2.07	0.70
1:M:7:ILE:CG2	1:W:5:TYR:HE2	2.02	0.70
1:O:234:LEU:CD1	1:O:234:LEU:C	2.60	0.70
1:U:7:ILE:HA	1:1:6:PHE:HA	1.73	0.70
2:P:465:ARG:HG3	2:P:513:LEU:HD11	1.74	0.70
1:B:17:SER:O	1:B:21:ARG:HG3	1.91	0.70
1:M:35:TYR:CZ	1:M:37:GLY:HA3	2.27	0.70
1:1:173:GLU:C	1:1:174:ASN:OD1	2.30	0.69
2:G:332:ARG:HB2	2:G:332:ARG:HH11	1.56	0.69
1:I:169:GLU:OE1	1:I:169:GLU:CA	2.41	0.69
2:L:413:ASP:OD1	2:L:414:PRO:CD	2.30	0.69
2:H:-27:ARG:HH11	2:H:-26:GLN:HE21	1.40	0.69
2:V:-26:GLN:HE22	2:2:-38:VAL:H1	1.40	0.69
2:C:375:THR:HG21	1:I:92:ARG:HB3	1.73	0.69
1:Q:35:TYR:CE1	1:Q:37:GLY:N	2.61	0.69
1:A:121:GLU:OE2	1:A:140:ARG:HD2	1.92	0.69
2:2:-31:ASP:OD1	2:2:-27:ARG:NH2	2.26	0.69
1:W:25:ALA:O	1:W:158:GLY:HA2	1.92	0.69
2:X:301:ALA:CB	2:X:333:LYS:HZ3	1.92	0.69
1:U:7:ILE:HG13	1:U:8:SER:N	2.06	0.69
1:U:207:SER:O	1:U:208:LEU:CD1	2.40	0.69
1:O:155:VAL:HG21	1:O:167:LEU:HD12	1.74	0.69
1:S:150:GLU:HG3	1:S:154:VAL:HG22	1.75	0.69
2:R:345:ILE:HB	2:R:352:ALA:HB1	1.73	0.69
1:W:112:THR:HG22	1:W:113:GLU:OE2	1.92	0.69
2:P:351:VAL:HG12	2:P:400:ALA:HB2	1.72	0.69
2:P:-17:ILE:HG22	2:P:-17:ILE:O	1.91	0.69
1:Q:110:ILE:HG23	1:Q:114:GLN:HG3	1.73	0.69
1:B:41:PHE:HB3	1:B:53:ILE:HD13	1.75	0.69
1:A:7:ILE:C	1:B:5:TYR:HB3	2.13	0.69
2:G:301:ALA:CB	2:G:333:LYS:NZ	2.55	0.69
2:G:-39:ALA:HB1	2:X:-26:GLN:HB3	1.73	0.69
2:Z:-37:ASP:OD1	2:Z:-35:SER:N	2.25	0.69
1:M:112:THR:HG22	1:M:113:GLU:OE2	1.93	0.69
1:A:191:GLY:O	1:A:192:SER:HB2	1.93	0.69
1:M:3:PHE:HD1	1:M:4:PRO:HD2	1.58	0.69

Continued on next page...

Continued from previous page...

Atom-1	Atom-2	Interatomic distance (Å)	Clash overlap (Å)
2:P:332:ARG:HB2	2:P:332:ARG:NH1	2.06	0.69
2:R:301:ALA:HB1	2:R:333:LYS:NZ	2.07	0.69
1:F:33:LEU:CD1	1:F:33:LEU:O	2.40	0.69
2:T:486:LEU:HG	2:T:515:ARG:HH12	1.57	0.69
2:E:-30:PHE:CE1	2:E:-26:GLN:HG3	2.28	0.69
1:D:3:PHE:N	1:D:4:PRO:CD	2.56	0.69
1:B:28:LYS:NZ	1:B:52:LYS:HE3	2.09	0.69
2:J:456:GLN:HE22	2:J:465:ARG:HH22	1.38	0.69
1:B:150:GLU:HG3	1:B:154:VAL:HG22	1.74	0.69
1:D:83:ASP:OD2	2:E:365:HIS:ND1	2.20	0.69
2:V:332:ARG:NH1	2:V:332:ARG:HB2	2.07	0.69
1:Q:153:PHE:HD2	1:Q:171:TYR:CD1	2.11	0.68
1:D:40:LEU:HA	1:D:212:VAL:HG12	1.74	0.68
1:M:59:ARG:HD2	1:M:129:HIS:HA	1.73	0.68
1:S:152:HIS:HB3	1:S:171:TYR:CE2	2.28	0.68
2:X:479:SER:HB2	2:2:479:SER:HB2	1.75	0.68
1:Q:89:TYR:CD1	2:Z:374:LEU:HD11	2.28	0.68
1:D:167:LEU:HD13	1:D:187:ALA:HB2	1.74	0.68
2:2:332:ARG:HB2	2:2:332:ARG:NH1	2.07	0.68
1:A:4:PRO:HB3	1:B:11:GLN:OE1	1.93	0.68
1:O:51:GLN:N	1:O:51:GLN:NE2	2.30	0.68
2:L:-18:SER:O	2:L:-17:ILE:HG22	1.91	0.68
1:F:167:LEU:HD13	1:F:187:ALA:HB2	1.76	0.68
2:E:407:TYR:HE1	2:E:417:ALA:HB3	1.57	0.68
1:I:112:THR:HG22	1:I:113:GLU:OE2	1.91	0.68
1:I:128:ALA:HB2	1:I:134:LYS:HB3	1.76	0.68
1:U:16:ARG:NH1	1:U:117:PRO:HD3	2.09	0.68
1:I:165:ASN:O	1:I:169:GLU:HG2	1.93	0.68
1:A:112:THR:HG22	1:A:113:GLU:OE2	1.94	0.68
2:L:407:TYR:CZ	2:L:417:ALA:CB	2.75	0.68
1:K:179:ASP:OD1	1:K:179:ASP:C	2.31	0.68
2:J:-21:LEU:HD12	2:J:-20:PRO:HD2	1.75	0.68
1:U:231:GLN:HE22	1:U:235:VAL:CG2	2.06	0.68
1:M:231:GLN:O	1:M:235:VAL:HG12	1.93	0.68
1:A:89:TYR:CD1	2:P:374:LEU:HD11	2.27	0.68
1:Q:40:LEU:CD1	1:Q:212:VAL:CG1	2.72	0.68
2:L:301:ALA:CB	2:L:333:LYS:HZ3	2.05	0.68
1:Y:112:THR:HG22	1:Y:113:GLU:OE2	1.94	0.68
1:Q:150:GLU:HG3	1:Q:154:VAL:HG22	1.75	0.68
1:I:8:SER:H	1:I:11:GLN:CG	2.07	0.68
1:O:7:ILE:N	1:U:7:ILE:CD1	2.54	0.68

Continued on next page...

Continued from previous page...

Atom-1	Atom-2	Interatomic distance (Å)	Clash overlap (Å)
1:U:233:LEU:HD23	1:U:233:LEU:N	2.08	0.68
1:F:33:LEU:CD1	1:F:40:LEU:HB3	2.24	0.68
1:Y:163:ILE:HG12	1:Y:191:GLY:HA3	1.75	0.68
2:P:351:VAL:CG1	2:P:400:ALA:HB2	2.23	0.68
2:J:-38:VAL:HG11	1:S:84:THR:HG21	1.75	0.68
1:I:31:VAL:HG12	1:I:155:VAL:HG22	1.75	0.68
2:R:332:ARG:HB2	2:R:332:ARG:NH1	2.09	0.68
1:U:28:LYS:CE	1:U:28:LYS:H	2.07	0.67
2:P:301:ALA:HB2	2:P:333:LYS:NZ	2.09	0.67
2:J:456:GLN:HE22	2:J:465:ARG:NH2	1.91	0.67
2:E:-19:ALA:HB2	2:R:388:ARG:HD2	1.76	0.67
2:H:-29:LEU:HD22	2:H:-22:LEU:HD12	1.76	0.67
2:R:350:ALA:HB2	2:Z:428:GLY:HA3	1.76	0.67
1:K:110:ILE:HG21	1:K:118:TYR:CD1	2.29	0.67
1:I:87:TYR:O	2:J:357:ARG:NH1	2.26	0.67
1:Y:181:LEU:HD12	1:Y:185:VAL:HG23	1.76	0.67
1:B:178:THR:CG2	1:B:233:LEU:HD23	2.12	0.67
1:Q:234:LEU:N	1:Q:234:LEU:CD1	2.57	0.67
2:2:-31:ASP:O	2:2:-27:ARG:HG3	1.95	0.67
1:D:35:TYR:HD1	1:D:37:GLY:H	1.39	0.67
1:U:5:TYR:HB2	1:1:7:ILE:O	1.94	0.67
1:S:15:GLU:OE2	1:1:9:PRO:CD	2.41	0.67
1:M:150:GLU:HG3	1:M:154:VAL:HG22	1.75	0.67
1:A:33:LEU:HD11	1:A:40:LEU:HB3	1.77	0.67
2:H:483:GLY:HA2	3:H:60:HOH:O	1.95	0.67
2:P:332:ARG:HB2	2:P:332:ARG:HH11	1.59	0.67
2:2:-20:PRO:HB3	2:2:354:GLU:OE1	1.95	0.67
1:D:112:THR:HG22	1:D:113:GLU:OE2	1.95	0.67
2:Z:432:GLU:HG3	2:Z:437:GLN:HB2	1.77	0.67
1:U:188:LEU:HD23	1:U:188:LEU:C	2.15	0.67
1:Q:40:LEU:HD12	1:Q:212:VAL:HG12	1.77	0.67
2:J:301:ALA:CB	2:J:333:LYS:HZ3	2.06	0.67
1:D:191:GLY:O	1:D:192:SER:CB	2.42	0.67
2:V:301:ALA:CB	2:V:333:LYS:HZ3	1.97	0.67
1:U:181:LEU:CD2	1:U:234:LEU:HD12	2.24	0.67
1:D:128:ALA:HB2	1:D:134:LYS:HB3	1.76	0.67
1:K:4:PRO:CG	1:W:5:TYR:CG	2.78	0.67
1:O:25:ALA:O	1:O:158:GLY:HA2	1.95	0.67
1:S:33:LEU:HD12	1:S:33:LEU:O	1.95	0.67
1:D:189:ARG:NH1	1:D:203:LEU:N	2.36	0.67
2:Z:-27:ARG:NH2	2:Z:-27:ARG:HG2	2.04	0.67

Continued on next page...

Continued from previous page...

Atom-1	Atom-2	Interatomic distance (Å)	Clash overlap (Å)
1:O:234:LEU:HD12	1:O:235:VAL:HG23	1.77	0.66
1:I:28:LYS:H	1:I:28:LYS:CE	2.09	0.66
1:W:35:TYR:CZ	1:W:37:GLY:HA3	2.29	0.66
2:2:456:GLN:HE22	2:2:465:ARG:NH2	1.93	0.66
1:D:11:GLN:HE22	1:Q:5:TYR:H	1.41	0.66
1:W:33:LEU:O	1:W:33:LEU:HD12	1.94	0.66
1:D:191:GLY:O	1:D:192:SER:HB2	1.94	0.66
2:T:338:ASP:OD1	2:T:340:TYR:N	2.29	0.66
2:C:308:TYR:OH	2:C:496:ILE:HD11	1.94	0.66
1:M:25:ALA:O	1:M:158:GLY:HA2	1.96	0.66
2:G:-21:LEU:HD12	2:G:-20:PRO:HD3	1.78	0.66
1:O:155:VAL:HG21	1:O:167:LEU:HD11	1.74	0.66
2:T:301:ALA:HB2	2:T:333:LYS:HE3	1.76	0.66
2:T:332:ARG:NH1	2:T:332:ARG:HB2	2.10	0.66
1:Y:173:GLU:HG3	1:Y:174:ASN:OD1	1.95	0.66
1:U:5:TYR:HB3	1:I:9:PRO:HD3	1.76	0.66
1:K:182:ARG:NH2	1:K:234:LEU:O	2.28	0.66
2:G:350:ALA:O	2:G:353:VAL:HG12	1.96	0.66
1:B:31:VAL:HG12	1:B:155:VAL:HG22	1.76	0.66
2:C:417:ALA:O	2:C:419:ARG:NH1	2.29	0.66
1:Y:2:SER:O	1:Y:4:PRO:HD3	1.95	0.66
1:A:4:PRO:HG3	1:B:11:GLN:HG2	1.77	0.66
1:U:170:SER:HB2	1:U:183:ILE:CG2	2.26	0.66
2:P:465:ARG:HA	2:P:513:LEU:CD2	2.26	0.66
1:K:141:ILE:HD12	1:K:141:ILE:N	2.11	0.66
2:Z:332:ARG:HB2	2:Z:332:ARG:NH1	2.11	0.66
1:K:5:TYR:CG	1:M:11:GLN:HG3	2.30	0.66
1:M:167:LEU:HD13	1:M:187:ALA:HB2	1.78	0.66
1:I:167:LEU:HD13	1:I:187:ALA:CB	2.26	0.66
2:G:522:SER:HB3	2:V:487:VAL:HG13	1.77	0.66
2:E:362:GLU:OE2	2:E:382:ARG:CD	2.36	0.65
2:H:332:ARG:HB2	2:H:332:ARG:HH11	1.62	0.65
2:E:-26:GLN:OE1	2:E:-26:GLN:CA	2.44	0.65
1:K:128:ALA:HB2	1:K:134:LYS:HB3	1.77	0.65
2:X:301:ALA:CB	2:X:333:LYS:HZ2	2.08	0.65
2:R:469:GLU:HG3	2:R:517:ILE:HD13	1.78	0.65
1:A:150:GLU:HG3	1:A:154:VAL:HG22	1.78	0.65
1:F:112:THR:HG22	1:F:113:GLU:OE2	1.95	0.65
2:H:407:TYR:CE1	2:H:417:ALA:HB1	2.30	0.65
1:A:9:PRO:CG	1:O:15:GLU:HB3	2.26	0.65
2:X:381:ASN:O	2:X:385:ILE:HG13	1.96	0.65

Continued on next page...

Continued from previous page...

Atom-1	Atom-2	Interatomic distance (Å)	Clash overlap (Å)
1:O:112:THR:HG22	1:O:113:GLU:OE2	1.97	0.65
1:W:10:GLU:HG3	1:W:14:ARG:HH12	1.61	0.65
2:J:426:ALA:HB2	2:T:-4:LEU:CD2	2.27	0.65
1:S:214:ASP:C	1:S:214:ASP:OD1	2.33	0.65
2:C:308:TYR:CZ	2:C:311:GLY:HA3	2.32	0.65
1:1:161:GLU:N	1:1:162:PRO:HD2	2.11	0.65
1:A:92:ARG:CG	1:A:92:ARG:HH11	2.08	0.65
1:K:116:LYS:NZ	1:K:117:PRO:O	2.30	0.65
1:F:35:TYR:CD1	1:F:37:GLY:N	2.63	0.65
1:U:167:LEU:HA	1:U:170:SER:HG	1.61	0.65
2:L:-35:SER:HB3	2:L:369:LEU:CD1	2.26	0.65
1:U:204:GLY:N	1:U:207:SER:OG	2.30	0.65
1:Y:150:GLU:HG3	1:Y:154:VAL:HG22	1.76	0.65
1:Q:214:ASP:OD1	1:Q:216:ASN:N	2.30	0.65
1:K:4:PRO:HB2	1:W:5:TYR:CE2	2.31	0.65
2:E:-28:ARG:NE	2:E:-21:LEU:CD2	2.59	0.65
2:C:301:ALA:O	2:C:440:GLY:HA3	1.97	0.65
1:1:152:HIS:HB3	1:1:171:TYR:CE2	2.31	0.65
1:W:41:PHE:HB3	1:W:53:ILE:HD13	1.77	0.65
2:X:498:ASP:OD1	2:X:500:ASP:N	2.30	0.65
2:L:354:GLU:N	2:L:354:GLU:OE1	2.30	0.65
1:S:181:LEU:O	1:S:185:VAL:HG23	1.95	0.65
1:A:11:GLN:NE2	1:A:14:ARG:HH21	1.92	0.65
1:1:152:HIS:CD2	1:1:171:TYR:CE2	2.84	0.65
2:T:338:ASP:OD1	2:T:339:ASP:N	2.30	0.65
2:H:-29:LEU:CD2	2:H:-22:LEU:HD12	2.27	0.65
1:M:185:VAL:HG12	1:M:189:ARG:NH1	2.12	0.65
2:R:-29:LEU:HB3	2:R:-21:LEU:HD13	1.78	0.65
2:J:332:ARG:NH1	2:J:332:ARG:HB2	2.12	0.65
2:N:332:ARG:HH11	2:N:332:ARG:HB2	1.62	0.65
1:1:10:GLU:N	1:1:10:GLU:OE1	2.30	0.65
1:B:178:THR:CG2	1:B:233:LEU:CD2	2.73	0.64
1:U:207:SER:C	1:U:208:LEU:HD13	2.16	0.64
2:T:345:ILE:HB	2:T:352:ALA:HB1	1.79	0.64
2:T:414:PRO:C	2:T:415:GLN:HE21	2.01	0.64
2:E:351:VAL:CG1	2:E:400:ALA:HB2	2.27	0.64
1:Y:178:THR:CG2	1:Y:233:LEU:O	2.45	0.64
1:Q:170:SER:O	1:Q:183:ILE:HD13	1.97	0.64
1:1:18:GLU:OE1	1:1:22:LYS:NZ	2.30	0.64
2:J:-29:LEU:O	2:J:-25:ALA:N	2.30	0.64
1:K:26:ARG:NH1	1:K:26:ARG:HB2	2.13	0.64

Continued on next page...

Continued from previous page...

Atom-1	Atom-2	Interatomic distance (Å)	Clash overlap (Å)
1:O:35:TYR:CZ	1:O:37:GLY:CA	2.72	0.64
1:M:7:ILE:CD1	1:W:5:TYR:CD2	2.65	0.64
2:2:416:SER:O	2:2:419:ARG:NH1	2.30	0.64
1:Y:18:GLU:OE1	1:Y:21:ARG:NH2	2.30	0.64
2:N:-17:ILE:HG12	2:N:393:ALA:HB2	1.79	0.64
2:V:465:ARG:HG3	2:V:513:LEU:HD12	1.78	0.64
1:1:8:SER:OG	1:1:11:GLN:NE2	2.30	0.64
1:W:35:TYR:CE1	1:W:37:GLY:CA	2.79	0.64
1:F:169:GLU:N	1:F:169:GLU:OE1	2.30	0.64
1:1:18:GLU:OE2	1:1:21:ARG:NH2	2.30	0.64
1:M:12:ALA:O	1:M:16:ARG:HG3	1.97	0.64
2:P:382:ARG:NH2	2:P:385:ILE:HD13	2.13	0.64
1:F:7:ILE:HG21	1:W:8:SER:HB3	1.79	0.64
2:E:-26:GLN:OE1	2:E:-26:GLN:N	2.30	0.64
1:U:188:LEU:O	1:U:188:LEU:HD23	1.98	0.64
2:2:301:ALA:O	2:2:440:GLY:HA3	1.98	0.64
1:Y:181:LEU:C	1:Y:181:LEU:CD1	2.58	0.64
2:V:509:ARG:O	2:V:513:LEU:HD23	1.98	0.64
1:O:19:LEU:CD2	1:O:19:LEU:C	2.66	0.64
2:J:-38:VAL:HG13	2:J:-38:VAL:O	1.97	0.64
2:G:350:ALA:O	2:G:353:VAL:CG1	2.45	0.64
1:I:130:TYR:CE1	1:I:216:ASN:O	2.51	0.64
1:U:92:ARG:CG	1:U:92:ARG:HH11	2.11	0.64
1:Y:35:TYR:CZ	1:Y:37:GLY:CA	2.71	0.64
1:M:7:ILE:CD1	1:W:5:TYR:HB2	2.27	0.64
1:D:174:ASN:N	1:D:174:ASN:OD1	2.31	0.64
2:P:382:ARG:HH21	2:P:385:ILE:HD13	1.62	0.64
2:L:-18:SER:C	2:L:-17:ILE:HG22	2.18	0.64
2:L:444:LEU:HB2	3:L:46:HOH:O	1.96	0.64
2:C:-23:GLU:OE1	2:H:-28:ARG:NE	2.31	0.64
1:S:112:THR:HG22	1:S:113:GLU:OE2	1.98	0.64
1:U:11:GLN:CG	1:1:5:TYR:CZ	2.80	0.64
1:B:92:ARG:CG	1:B:92:ARG:HH11	2.11	0.64
1:K:16:ARG:HG3	1:M:9:PRO:HG2	1.80	0.63
1:I:114:GLN:HA	1:I:114:GLN:NE2	2.12	0.63
2:C:351:VAL:CG1	2:C:400:ALA:HB2	2.28	0.63
1:I:169:GLU:N	1:I:169:GLU:OE1	2.30	0.63
2:J:444:LEU:HB2	3:J:49:HOH:O	1.96	0.63
2:H:413:ASP:OD1	2:H:415:GLN:N	2.30	0.63
2:H:430:ASN:ND2	2:H:432:GLU:OE2	2.31	0.63
1:Q:31:VAL:HG12	1:Q:155:VAL:HG22	1.78	0.63

Continued on next page...

Continued from previous page...

Atom-1	Atom-2	Interatomic distance (Å)	Clash overlap (Å)
2:Z:512:GLU:OE1	2:Z:512:GLU:HA	1.98	0.63
1:D:3:PHE:CE1	1:F:6:PHE:CE2	2.64	0.63
1:O:31:VAL:HG12	1:O:155:VAL:HG22	1.78	0.63
2:C:301:ALA:HB2	2:C:333:LYS:CE	2.24	0.63
2:L:-38:VAL:HG21	2:N:-30:PHE:CE2	2.32	0.63
1:I:169:GLU:OE1	1:I:169:GLU:HA	1.99	0.63
1:D:152:HIS:HB3	1:D:171:TYR:CE2	2.33	0.63
2:X:-3:PRO:HB2	2:X:348:THR:HG23	1.80	0.63
1:F:35:TYR:CZ	1:F:37:GLY:HA3	2.30	0.63
2:H:413:ASP:OD1	2:H:413:ASP:C	2.36	0.63
1:B:179:ASP:O	1:B:182:ARG:HG2	1.98	0.63
1:B:152:HIS:CD2	1:B:171:TYR:CE2	2.86	0.63
1:I:174:ASN:N	1:I:174:ASN:OD1	2.32	0.63
1:B:18:GLU:OE2	1:B:21:ARG:NH1	2.30	0.63
1:M:35:TYR:CE1	1:M:37:GLY:CA	2.81	0.63
1:D:16:ARG:HH21	1:M:4:PRO:CG	2.12	0.63
2:L:349:ALA:O	2:L:353:VAL:HG12	1.98	0.63
1:D:8:SER:CB	1:D:11:GLN:HG2	2.14	0.63
2:R:332:ARG:HB2	2:R:332:ARG:HH11	1.64	0.63
1:U:189:ARG:O	1:U:189:ARG:HG2	1.97	0.63
2:C:-39:ALA:H1	2:J:-26:GLN:NE2	1.96	0.63
2:T:332:ARG:HH11	2:T:332:ARG:HB2	1.64	0.63
1:A:92:ARG:HH11	1:A:92:ARG:HG3	1.64	0.63
2:R:-29:LEU:HB3	2:R:-21:LEU:CD1	2.29	0.63
1:F:181:LEU:O	1:F:185:VAL:HG23	1.98	0.63
1:Y:205:VAL:HG21	1:Y:231:GLN:OE1	1.99	0.63
1:I:28:LYS:NZ	1:I:52:LYS:HE3	2.13	0.63
1:Q:169:GLU:OE1	1:Q:169:GLU:HA	1.98	0.63
2:H:-5:GLN:NE2	2:H:-2:HIS:CD2	2.67	0.63
2:P:-27:ARG:HE	2:P:-26:GLN:NE2	1.95	0.63
2:P:-27:ARG:HH11	2:P:-26:GLN:NE2	1.95	0.63
2:Z:332:ARG:HH11	2:Z:332:ARG:HB2	1.64	0.63
1:I:214:ASP:OD1	1:I:216:ASN:N	2.30	0.63
1:O:141:ILE:N	1:O:141:ILE:HD12	2.14	0.62
1:A:19:LEU:CD1	1:B:9:PRO:HB2	2.28	0.62
1:K:152:HIS:CG	1:K:171:TYR:CE2	2.87	0.62
1:U:8:SER:N	1:I:5:TYR:O	2.32	0.62
1:M:92:ARG:HH11	1:M:92:ARG:CG	2.12	0.62
2:Z:312:VAL:HG12	2:Z:497:ILE:HB	1.81	0.62
2:J:413:ASP:OD2	2:J:416:SER:N	2.30	0.62
2:L:-5:GLN:NE2	2:L:-5:GLN:HA	2.14	0.62

Continued on next page...

Continued from previous page...

Atom-1	Atom-2	Interatomic distance (Å)	Clash overlap (Å)
2:E:301:ALA:O	2:E:440:GLY:HA3	1.98	0.62
2:H:413:ASP:OD1	2:H:414:PRO:N	2.31	0.62
1:M:16:ARG:CB	1:M:16:ARG:HH11	2.12	0.62
1:W:10:GLU:HG3	1:W:14:ARG:NH1	2.14	0.62
1:K:4:PRO:HB3	1:W:5:TYR:CD2	2.33	0.62
2:P:407:TYR:HE2	2:P:499:ALA:HA	1.57	0.62
1:Q:234:LEU:C	1:Q:235:VAL:HG23	2.20	0.62
2:X:350:ALA:O	2:X:353:VAL:CG1	2.47	0.62
2:R:-30:PHE:CZ	2:Z:-38:VAL:CG2	2.82	0.62
1:I:128:ALA:HB2	1:I:134:LYS:HB3	1.80	0.62
1:Q:152:HIS:HB3	1:Q:171:TYR:CZ	2.31	0.62
2:L:-18:SER:O	2:L:-17:ILE:HG23	2.00	0.62
1:S:92:ARG:HH11	1:S:92:ARG:CG	2.13	0.62
1:U:128:ALA:HB2	1:U:134:LYS:HB3	1.82	0.62
2:G:-21:LEU:HD12	2:G:-20:PRO:CD	2.29	0.62
1:Y:178:THR:HG23	1:Y:233:LEU:O	2.00	0.62
2:G:407:TYR:CE1	2:G:417:ALA:HB3	2.34	0.62
1:K:92:ARG:CG	1:K:92:ARG:HH11	2.12	0.62
1:I:33:LEU:HD12	1:I:33:LEU:O	2.00	0.62
1:U:98:GLN:O	1:U:102:VAL:HG23	1.99	0.62
2:X:382:ARG:NH2	2:X:385:ILE:HD12	2.15	0.62
1:S:163:ILE:O	1:S:167:LEU:HG	1.99	0.62
1:O:128:ALA:HB2	1:O:134:LYS:HB3	1.82	0.62
1:U:35:TYR:HE1	1:U:37:GLY:HA3	1.56	0.62
1:B:9:PRO:O	1:B:13:MET:HB2	2.00	0.62
2:C:-39:ALA:H1	2:J:-26:GLN:CD	1.99	0.62
2:E:351:VAL:HG12	2:E:400:ALA:HB2	1.81	0.62
2:L:-24:PRO:CD	2:L:-23:GLU:OE2	2.47	0.61
2:P:407:TYR:CE2	2:P:499:ALA:CA	2.80	0.61
1:M:31:VAL:HG12	1:M:155:VAL:HG22	1.82	0.61
1:I:231:GLN:HA	1:I:234:LEU:HD12	1.80	0.61
1:I:19:LEU:O	1:I:19:LEU:HD23	2.00	0.61
2:J:-31:ASP:OD2	2:J:-27:ARG:HD3	2.00	0.61
1:Q:163:ILE:HG23	1:Q:187:ALA:O	2.00	0.61
1:Y:181:LEU:O	1:Y:181:LEU:CD1	2.30	0.61
1:A:11:GLN:CD	1:A:14:ARG:HH21	2.02	0.61
1:U:167:LEU:CA	1:U:170:SER:OG	2.46	0.61
2:Z:301:ALA:CB	2:Z:333:LYS:HZ2	2.05	0.61
2:V:301:ALA:CB	2:V:333:LYS:HD3	2.30	0.61
2:N:301:ALA:CB	2:N:333:LYS:HD3	2.31	0.61
1:D:16:ARG:NH1	1:D:117:PRO:HD3	2.15	0.61

Continued on next page...

Continued from previous page...

Atom-1	Atom-2	Interatomic distance (Å)	Clash overlap (Å)
2:V:332:ARG:HH11	2:V:332:ARG:HB2	1.63	0.61
2:P:-23:GLU:HG2	2:P:-22:LEU:N	2.15	0.61
1:F:31:VAL:HG12	1:F:155:VAL:HG22	1.81	0.61
1:K:112:THR:HG22	1:K:113:GLU:OE2	2.00	0.61
1:I:178:THR:HG23	1:I:233:LEU:O	2.01	0.61
2:2:416:SER:OG	2:2:419:ARG:NH2	2.30	0.61
1:W:173:GLU:HB3	1:W:174:ASN:ND2	2.15	0.61
2:X:332:ARG:HB2	2:X:332:ARG:NH1	2.15	0.61
1:S:141:ILE:HD12	1:S:141:ILE:N	2.14	0.61
1:D:230:LEU:O	1:D:234:LEU:CD1	2.30	0.61
1:K:4:PRO:CB	1:W:5:TYR:CE2	2.82	0.61
1:1:8:SER:H	1:1:11:GLN:CD	2.04	0.61
1:B:128:ALA:HB2	1:B:134:LYS:HB3	1.82	0.61
1:U:93:ASP:OD1	2:2:375:THR:HG23	1.99	0.61
1:B:177:LEU:HG	1:B:233:LEU:HD11	1.83	0.61
1:W:14:ARG:HH11	1:W:14:ARG:HG2	1.64	0.61
2:R:-29:LEU:HD23	2:R:-21:LEU:CD1	2.31	0.61
1:Q:26:ARG:O	1:Q:26:ARG:CG	2.49	0.61
2:E:-23:GLU:HA	2:E:-23:GLU:OE1	2.00	0.61
1:1:18:GLU:OE1	1:1:21:ARG:NH2	2.31	0.61
2:L:332:ARG:HB2	2:L:332:ARG:HH11	1.64	0.61
1:I:112:THR:HG22	1:I:113:GLU:OE2	2.00	0.61
2:2:391:LEU:O	2:2:395:MET:HG2	1.99	0.61
2:V:433:GLU:OE1	2:V:433:GLU:HA	2.00	0.61
2:E:-28:ARG:NE	2:E:-21:LEU:HD23	2.16	0.61
1:S:16:ARG:NH1	1:S:117:PRO:HD3	2.16	0.61
2:J:465:ARG:HB3	2:J:465:ARG:HH11	1.66	0.61
1:I:33:LEU:CD1	1:I:40:LEU:HB3	2.31	0.61
1:B:19:LEU:HD23	1:B:19:LEU:C	2.21	0.61
2:X:308:TYR:CE1	2:X:311:GLY:HA3	2.35	0.61
2:J:-17:ILE:HB	2:J:393:ALA:HB2	1.81	0.61
2:X:-18:SER:O	2:X:-17:ILE:C	2.39	0.61
1:K:33:LEU:HD12	1:K:33:LEU:N	2.15	0.61
2:L:301:ALA:CB	2:L:333:LYS:HD3	2.31	0.60
2:P:301:ALA:CB	2:P:333:LYS:NZ	2.64	0.60
2:H:-29:LEU:O	2:H:-25:ALA:C	2.39	0.60
2:L:432:GLU:HG3	2:L:437:GLN:HB2	1.82	0.60
1:Y:92:ARG:HH11	1:Y:92:ARG:CG	2.14	0.60
1:F:35:TYR:HE1	1:F:37:GLY:HA3	1.58	0.60
1:Q:114:GLN:HE21	1:Q:114:GLN:HA	1.65	0.60
1:Q:7:ILE:HD11	1:Q:12:ALA:HA	1.83	0.60

Continued on next page...

Continued from previous page...

Atom-1	Atom-2	Interatomic distance (Å)	Clash overlap (Å)
1:A:6:PHE:HA	1:B:6:PHE:O	2.01	0.60
2:V:456:GLN:NE2	2:V:465:ARG:NH2	2.26	0.60
1:U:170:SER:HB2	1:U:183:ILE:HG22	1.82	0.60
2:L:-22:LEU:H	2:L:-22:LEU:HD22	1.65	0.60
1:I:59:ARG:NH2	1:I:217:ARG:O	2.34	0.60
1:D:233:LEU:N	1:D:233:LEU:CD1	2.64	0.60
1:Q:26:ARG:O	1:Q:26:ARG:HG2	2.00	0.60
1:F:92:ARG:HH11	1:F:92:ARG:CG	2.15	0.60
1:D:19:LEU:HD12	1:K:9:PRO:HB3	1.81	0.60
2:Z:348:THR:CG2	2:Z:351:VAL:HG23	2.30	0.60
1:A:128:ALA:HB2	1:A:134:LYS:HB3	1.83	0.60
2:H:485:ASP:C	2:H:485:ASP:OD1	2.39	0.60
1:O:164:ALA:HA	1:O:167:LEU:HD12	1.83	0.60
1:B:112:THR:HG22	1:B:113:GLU:OE2	2.01	0.60
1:U:28:LYS:H	1:U:28:LYS:HE3	1.67	0.60
1:A:31:VAL:HG12	1:A:155:VAL:HG22	1.84	0.60
1:M:155:VAL:HG11	1:M:163:ILE:HB	1.81	0.60
2:2:332:ARG:HB2	2:2:332:ARG:HH11	1.67	0.60
1:A:143:TYR:CD1	1:A:144:ASP:N	2.70	0.60
1:Q:128:ALA:HB2	1:Q:134:LYS:HB3	1.84	0.60
1:S:128:ALA:HB2	1:S:134:LYS:HB3	1.83	0.60
2:G:382:ARG:NH2	2:G:385:ILE:HD13	2.15	0.60
1:M:110:ILE:HG23	1:M:114:GLN:HG3	1.84	0.60
1:Y:128:ALA:HB2	1:Y:134:LYS:HB3	1.84	0.60
1:D:204:GLY:O	1:D:208:LEU:HD13	2.01	0.60
1:K:234:LEU:C	1:K:234:LEU:CD1	2.69	0.60
1:Q:16:ARG:NH1	1:Q:117:PRO:HD3	2.16	0.60
1:1:225:ILE:HG21	1:1:233:LEU:HD12	1.82	0.60
1:W:173:GLU:CB	1:W:174:ASN:ND2	2.65	0.59
2:T:320:SER:HB2	2:T:331:VAL:HG21	1.84	0.59
1:M:161:GLU:N	1:M:162:PRO:HD2	2.16	0.59
1:K:31:VAL:HG12	1:K:155:VAL:HG22	1.83	0.59
1:M:141:ILE:N	1:M:141:ILE:HD12	2.17	0.59
1:D:31:VAL:HG12	1:D:155:VAL:HG22	1.83	0.59
1:B:33:LEU:HD12	1:B:33:LEU:O	2.02	0.59
1:F:189:ARG:HH21	1:F:203:LEU:HD23	1.65	0.59
2:C:430:ASN:ND2	2:C:431:ILE:C	2.55	0.59
1:S:8:SER:HB3	1:S:11:GLN:HB2	1.82	0.59
1:M:152:HIS:CD2	1:M:171:TYR:HE2	2.20	0.59
1:U:207:SER:C	1:U:208:LEU:CD1	2.70	0.59
1:Q:177:LEU:HD23	1:Q:233:LEU:HD11	1.83	0.59

Continued on next page...

Continued from previous page...

Atom-1	Atom-2	Interatomic distance (Å)	Clash overlap (Å)
2:J:332:ARG:HH11	2:J:332:ARG:HB2	1.67	0.59
1:K:5:TYR:HD1	1:M:11:GLN:HG3	1.59	0.59
1:1:167:LEU:HD11	1:1:187:ALA:HB3	1.84	0.59
1:I:163:ILE:HD11	1:I:191:GLY:HA3	1.83	0.59
2:C:-4:LEU:CD1	2:C:398:LEU:HD11	2.33	0.59
1:Y:31:VAL:HG12	1:Y:155:VAL:HG22	1.84	0.59
2:L:-20:PRO:O	2:L:-19:ALA:HB3	2.00	0.59
1:U:7:ILE:CA	1:1:5:TYR:O	2.51	0.59
2:Z:-27:ARG:HH21	2:Z:-27:ARG:CG	2.09	0.59
2:X:331:VAL:CG1	2:X:349:ALA:HB2	2.30	0.59
2:X:374:LEU:HD11	1:Y:89:TYR:CD1	2.38	0.59
1:K:4:PRO:HB3	1:W:5:TYR:CZ	2.38	0.59
1:A:8:SER:CB	1:A:9:PRO:HD2	2.26	0.59
2:N:465:ARG:NH1	2:N:465:ARG:HB3	2.18	0.59
2:P:-17:ILE:O	2:P:-17:ILE:CG2	2.49	0.59
2:E:376:PHE:CE2	2:E:380:ILE:HD11	2.38	0.59
1:D:92:ARG:CG	1:D:92:ARG:HH11	2.16	0.59
1:B:6:PHE:HD2	1:B:6:PHE:N	2.00	0.59
1:B:180:ALA:HA	1:B:183:ILE:HD12	1.85	0.59
1:I:92:ARG:CG	1:I:92:ARG:HH11	2.15	0.59
2:G:391:LEU:HD12	2:G:391:LEU:C	2.22	0.59
2:G:-17:ILE:HD13	2:G:-17:ILE:C	2.23	0.59
2:J:-38:VAL:O	2:J:-36:LEU:HD22	2.03	0.59
1:O:11:GLN:HA	1:O:14:ARG:HE	1.67	0.58
1:M:186:ALA:CB	1:M:189:ARG:NH2	2.66	0.58
2:H:-30:PHE:HZ	2:P:-38:VAL:HG21	1.68	0.58
1:O:92:ARG:HH11	1:O:92:ARG:CG	2.16	0.58
2:H:-27:ARG:NH1	2:H:-26:GLN:HE21	2.01	0.58
1:K:179:ASP:OD1	1:K:183:ILE:CD1	2.47	0.58
1:M:153:PHE:CD1	1:M:167:LEU:HD23	2.37	0.58
1:A:13:MET:HE1	1:O:116:LYS:CD	2.33	0.58
1:D:143:TYR:CD1	1:D:144:ASP:N	2.71	0.58
2:R:308:TYR:OH	2:R:496:ILE:HD11	2.03	0.58
2:Z:382:ARG:NH2	2:Z:385:ILE:HD13	2.17	0.58
1:Y:234:LEU:C	1:Y:235:VAL:HG23	2.23	0.58
2:J:-28:ARG:HH11	2:J:-21:LEU:HD21	1.67	0.58
2:P:407:TYR:CE1	2:P:417:ALA:CB	2.82	0.58
1:W:33:LEU:O	1:W:33:LEU:CD1	2.51	0.58
2:C:-29:LEU:CD2	2:C:-25:ALA:HB3	2.34	0.58
1:M:98:GLN:O	1:M:102:VAL:HG23	2.03	0.58
2:T:413:ASP:CG	2:T:414:PRO:HD2	2.23	0.58

Continued on next page...

Continued from previous page...

Atom-1	Atom-2	Interatomic distance (Å)	Clash overlap (Å)
2:V:301:ALA:CB	2:V:333:LYS:HZ2	2.14	0.58
1:U:205:VAL:HG21	1:U:231:GLN:HB2	1.84	0.58
1:1:217:ARG:HD2	1:1:218:PRO:HD2	1.85	0.58
2:X:301:ALA:HB1	2:X:333:LYS:HZ2	1.68	0.58
2:H:461:ASP:OD1	2:H:509:ARG:NH2	2.37	0.58
2:H:391:LEU:O	2:H:395:MET:HG2	2.04	0.58
2:C:319:ARG:HG3	2:C:320:SER:N	2.19	0.58
1:D:161:GLU:H	1:D:161:GLU:CD	2.07	0.58
1:Q:171:TYR:HD2	1:Q:172:ALA:N	1.95	0.58
2:L:-22:LEU:N	2:L:-22:LEU:HD22	2.19	0.58
1:Q:234:LEU:O	1:Q:235:VAL:HG22	2.02	0.58
2:C:430:ASN:ND2	2:C:430:ASN:C	2.57	0.58
2:V:391:LEU:O	2:V:395:MET:HG2	2.04	0.58
1:Y:98:GLN:O	1:Y:102:VAL:HG23	2.04	0.58
2:G:376:PHE:CE2	2:G:380:ILE:HD11	2.38	0.58
2:X:432:GLU:HG3	2:X:437:GLN:HB2	1.85	0.58
1:A:25:ALA:O	1:A:158:GLY:HA2	2.03	0.58
2:L:-4:LEU:O	2:L:-2:HIS:HD2	1.86	0.58
1:S:14:ARG:CZ	1:S:14:ARG:HB2	2.33	0.58
2:E:301:ALA:CB	2:E:333:LYS:HE2	2.25	0.58
1:D:33:LEU:CD1	1:D:40:LEU:HB3	2.34	0.58
1:1:163:ILE:HD13	1:1:188:LEU:HD23	1.85	0.58
2:Z:496:ILE:HG13	2:Z:505:VAL:CG2	2.34	0.58
1:M:11:GLN:OE1	1:M:11:GLN:HA	2.02	0.57
1:I:35:TYR:CZ	1:I:37:GLY:CA	2.79	0.57
1:1:152:HIS:HB3	1:1:171:TYR:CZ	2.39	0.57
1:F:128:ALA:HB2	1:F:134:LYS:HB3	1.86	0.57
1:B:6:PHE:N	1:B:6:PHE:CD2	2.68	0.57
1:A:16:ARG:NH1	1:A:117:PRO:HD3	2.20	0.57
1:I:28:LYS:N	1:I:28:LYS:HE3	2.18	0.57
2:R:308:TYR:CE2	2:R:311:GLY:HA3	2.39	0.57
2:R:-30:PHE:HZ	2:Z:-38:VAL:HG23	1.68	0.57
1:W:128:ALA:HB2	1:W:134:LYS:HB3	1.86	0.57
1:D:19:LEU:HD12	1:K:9:PRO:CB	2.33	0.57
2:N:456:GLN:NE2	2:N:465:ARG:NH2	2.42	0.57
1:Y:92:ARG:HH11	1:Y:92:ARG:HG3	1.70	0.57
1:I:141:ILE:HD12	1:I:141:ILE:N	2.20	0.57
2:J:432:GLU:HG3	2:J:437:GLN:HB2	1.85	0.57
1:I:152:HIS:HB3	1:I:171:TYR:CZ	2.40	0.57
1:B:20:ALA:O	1:B:24:ILE:HG13	2.03	0.57
2:E:382:ARG:NH2	2:E:385:ILE:CD1	2.68	0.57

Continued on next page...

Continued from previous page...

Atom-1	Atom-2	Interatomic distance (Å)	Clash overlap (Å)
2:T:340:TYR:O	2:T:341:THR:HG22	2.03	0.57
1:1:92:ARG:CG	1:1:92:ARG:HH11	2.18	0.57
1:1:31:VAL:HG12	1:1:155:VAL:HG22	1.87	0.57
2:Z:511:ALA:HB1	2:Z:515:ARG:HH21	1.69	0.57
1:A:33:LEU:O	1:A:33:LEU:HD12	2.05	0.57
2:G:-29:LEU:O	2:G:-25:ALA:N	2.36	0.57
1:I:16:ARG:NH1	1:I:117:PRO:HD3	2.20	0.57
1:S:19:LEU:C	1:S:19:LEU:HD23	2.25	0.57
2:R:-27:ARG:CD	2:R:-27:ARG:N	2.67	0.57
1:U:11:GLN:HG2	1:1:5:TYR:CZ	2.39	0.57
2:R:-29:LEU:HD23	2:R:-21:LEU:HD12	1.87	0.57
2:Z:414:PRO:HA	2:Z:417:ALA:HB2	1.87	0.57
2:X:-31:ASP:O	2:X:-27:ARG:HG2	2.05	0.57
1:W:92:ARG:CG	1:W:92:ARG:HH11	2.17	0.57
1:B:8:SER:OG	1:B:11:GLN:HB2	2.04	0.57
2:H:-23:GLU:CG	2:P:-28:ARG:NH2	2.63	0.57
1:S:28:LYS:NZ	1:S:52:LYS:HE3	2.20	0.57
1:A:9:PRO:HG3	1:O:15:GLU:HB3	1.86	0.57
1:D:33:LEU:HD11	1:D:40:LEU:HB3	1.85	0.57
2:T:486:LEU:HG	2:T:515:ARG:NH1	2.19	0.57
2:H:-27:ARG:HH11	2:H:-26:GLN:NE2	2.02	0.56
2:R:301:ALA:HB1	2:R:333:LYS:HZ2	1.68	0.56
1:U:231:GLN:HA	1:U:231:GLN:OE1	2.04	0.56
1:Y:110:ILE:O	1:Y:114:GLN:HB2	2.05	0.56
1:S:129:HIS:HB2	1:S:132:GLU:CD	2.26	0.56
2:N:469:GLU:HG3	2:N:517:ILE:HG21	1.87	0.56
1:1:152:HIS:CG	1:1:171:TYR:CE2	2.93	0.56
2:L:-38:VAL:CG2	2:N:-30:PHE:CE2	2.87	0.56
2:2:382:ARG:NH2	2:2:385:ILE:HD13	2.20	0.56
2:V:350:ALA:O	2:V:353:VAL:HG12	2.05	0.56
2:V:-26:GLN:NE2	2:2:-38:VAL:H1	2.01	0.56
2:G:429:TRP:HZ3	2:G:431:ILE:HD12	1.71	0.56
1:F:45:ASN:N	1:F:207:SER:O	2.33	0.56
1:F:129:HIS:HB2	1:F:132:GLU:CD	2.26	0.56
2:N:382:ARG:NH2	2:N:385:ILE:HD13	2.21	0.56
2:T:382:ARG:NH2	2:T:385:ILE:HD13	2.20	0.56
1:A:13:MET:HE3	1:O:116:LYS:HD2	1.88	0.56
1:K:58:ASP:OD1	1:K:219:ARG:NH1	2.39	0.56
1:B:161:GLU:CD	1:B:161:GLU:H	2.08	0.56
1:D:25:ALA:O	1:D:158:GLY:HA2	2.05	0.56
2:Z:353:VAL:CG1	2:Z:354:GLU:N	2.68	0.56

Continued on next page...

Continued from previous page...

Atom-1	Atom-2	Interatomic distance (Å)	Clash overlap (Å)
2:P:-18:SER:O	2:P:-17:ILE:CB	2.53	0.56
1:I:130:TYR:HE1	1:I:216:ASN:O	1.88	0.56
1:I:214:ASP:OD1	1:I:214:ASP:C	2.42	0.56
1:I:152:HIS:CD2	1:I:171:TYR:CE2	2.92	0.56
1:Y:152:HIS:HB3	1:Y:171:TYR:CZ	2.40	0.56
2:2:408:ASP:HB3	2:2:411:ALA:HB2	1.87	0.56
1:W:141:ILE:N	1:W:141:ILE:HD12	2.21	0.56
1:M:7:ILE:CG2	1:W:5:TYR:HD2	2.12	0.56
1:W:205:VAL:HG13	1:W:230:LEU:HB3	1.87	0.56
2:T:382:ARG:HH21	2:T:385:ILE:HD13	1.70	0.56
1:I:214:ASP:OD1	1:I:215:ALA:N	2.39	0.56
1:K:98:GLN:O	1:K:102:VAL:HG23	2.05	0.56
2:L:408:ASP:HB3	2:L:411:ALA:HB2	1.88	0.56
1:D:13:MET:CE	1:Q:116:LYS:HD2	2.35	0.56
2:R:416:SER:O	2:R:419:ARG:NH1	2.38	0.56
1:Q:173:GLU:CG	1:Q:174:ASN:OD1	2.54	0.56
1:D:208:LEU:HD13	1:D:208:LEU:N	2.20	0.56
1:Y:163:ILE:CG1	1:Y:191:GLY:HA3	2.35	0.56
1:Q:92:ARG:HH11	1:Q:92:ARG:CG	2.19	0.56
2:X:521:ARG:CG	2:X:521:ARG:NH1	2.57	0.56
2:E:-26:GLN:OE1	2:E:-26:GLN:HA	2.05	0.56
2:L:366:TYR:CE2	2:L:374:LEU:HD13	2.41	0.56
1:K:7:ILE:HB	1:K:11:GLN:HG3	1.88	0.56
1:D:11:GLN:HE22	1:Q:5:TYR:N	2.03	0.56
1:M:128:ALA:HB2	1:M:134:LYS:HB3	1.88	0.56
1:M:186:ALA:HB2	1:M:189:ARG:HH22	1.70	0.56
2:N:382:ARG:HH21	2:N:385:ILE:HD13	1.71	0.56
1:1:225:ILE:HG21	1:1:233:LEU:CD1	2.36	0.56
2:G:479:SER:HB2	2:V:479:SER:HB2	1.87	0.56
1:O:217:ARG:HD2	1:O:218:PRO:HD2	1.86	0.56
2:C:312:VAL:HG12	2:C:497:ILE:HB	1.87	0.56
2:R:-27:ARG:H	2:R:-27:ARG:HD2	1.68	0.56
2:G:366:TYR:CE2	2:G:374:LEU:HD13	2.41	0.56
1:W:26:ARG:HB2	1:W:26:ARG:NH1	2.20	0.56
1:A:11:GLN:HE22	1:A:14:ARG:HH22	1.50	0.56
1:W:181:LEU:O	1:W:185:VAL:CG2	2.43	0.56
2:E:415:GLN:NE2	2:E:415:GLN:CA	2.61	0.56
1:K:70:GLU:HG2	1:K:118:TYR:CE2	2.41	0.56
1:K:87:TYR:O	2:L:357:ARG:NH1	2.36	0.56
1:O:224:ARG:HG2	1:O:224:ARG:HH11	1.70	0.56
2:R:-27:ARG:CD	2:R:-27:ARG:H	2.19	0.55

Continued on next page...

Continued from previous page...

Atom-1	Atom-2	Interatomic distance (Å)	Clash overlap (Å)
1:U:11:GLN:HG3	1:I:5:TYR:CZ	2.40	0.55
2:N:301:ALA:O	2:N:440:GLY:HA3	2.06	0.55
1:I:163:ILE:CD1	1:I:191:GLY:HA3	2.36	0.55
1:I:92:ARG:HG3	1:I:92:ARG:HH11	1.71	0.55
2:E:-30:PHE:HZ	2:R:-38:VAL:CG2	2.18	0.55
1:I:33:LEU:HD11	1:I:40:LEU:HB3	1.87	0.55
2:R:391:LEU:O	2:R:395:MET:HG2	2.06	0.55
1:A:161:GLU:CD	1:A:161:GLU:H	2.09	0.55
1:S:14:ARG:HB2	1:S:14:ARG:HH21	1.71	0.55
1:Q:30:VAL:HG22	1:Q:52:LYS:HZ3	1.71	0.55
1:M:152:HIS:CB	1:M:171:TYR:CE2	2.85	0.55
1:I:163:ILE:HG12	1:I:191:GLY:HA3	1.88	0.55
1:B:92:ARG:HG3	1:B:92:ARG:HH11	1.70	0.55
2:L:-4:LEU:O	2:L:-2:HIS:CD2	2.59	0.55
2:R:-20:PRO:O	2:R:-19:ALA:HB2	2.05	0.55
2:T:391:LEU:O	2:T:395:MET:HG2	2.07	0.55
1:U:231:GLN:CA	1:U:231:GLN:OE1	2.53	0.55
1:F:189:ARG:HH21	1:F:203:LEU:HD21	1.69	0.55
1:B:59:ARG:NH2	1:B:217:ARG:O	2.38	0.55
1:F:7:ILE:HD11	1:F:12:ALA:HA	1.87	0.55
1:O:161:GLU:H	1:O:161:GLU:CD	2.10	0.55
1:Q:142:THR:OG1	1:Q:144:ASP:HB3	2.06	0.55
1:U:28:LYS:N	1:U:28:LYS:HE3	2.21	0.55
1:D:189:ARG:HH12	1:D:203:LEU:CA	2.19	0.55
2:E:-36:LEU:O	2:E:-35:SER:HB2	2.06	0.55
1:O:152:HIS:HD2	1:O:171:TYR:OH	1.90	0.55
2:T:366:TYR:CE2	2:T:374:LEU:HD13	2.40	0.55
1:U:92:ARG:HH11	1:U:92:ARG:HG3	1.70	0.55
2:H:301:ALA:O	2:H:440:GLY:HA3	2.06	0.55
1:B:142:THR:OG1	1:B:146:SER:HB2	2.07	0.55
1:K:163:ILE:HD11	1:K:191:GLY:HA3	1.88	0.55
2:X:407:TYR:CE1	2:X:417:ALA:HB3	2.42	0.55
2:N:-17:ILE:O	2:N:-16:SER:HB3	2.07	0.55
2:P:-17:ILE:HG21	2:P:396:GLN:OE1	2.06	0.55
1:Q:163:ILE:HG23	1:Q:187:ALA:C	2.26	0.55
1:O:155:VAL:HG22	1:O:167:LEU:HD11	1.87	0.55
1:O:30:VAL:HG22	1:O:52:LYS:HZ3	1.72	0.55
2:P:407:TYR:HE1	2:P:417:ALA:HB3	1.67	0.55
2:E:310:GLY:HA2	2:E:414:PRO:O	2.07	0.55
1:W:129:HIS:HB2	1:W:132:GLU:CD	2.27	0.55
2:L:-5:GLN:HA	2:L:-5:GLN:HE21	1.72	0.55

Continued on next page...

Continued from previous page...

Atom-1	Atom-2	Interatomic distance (Å)	Clash overlap (Å)
2:C:354:GLU:OE1	2:C:354:GLU:HA	2.07	0.55
1:U:7:ILE:HA	1:I:5:TYR:O	2.07	0.55
1:D:28:LYS:NZ	1:D:52:LYS:HE3	2.22	0.55
1:I:28:LYS:H	1:I:28:LYS:HE3	1.72	0.55
2:H:382:ARG:NH2	2:H:385:ILE:HD13	2.21	0.55
1:A:122:LEU:CD1	1:A:141:ILE:HB	2.37	0.55
2:X:391:LEU:O	2:X:395:MET:HG2	2.06	0.55
1:I:161:GLU:H	1:I:161:GLU:CD	2.10	0.55
2:J:515:ARG:HG2	2:J:515:ARG:HH11	1.72	0.55
2:L:-23:GLU:CD	2:L:-23:GLU:H	2.09	0.55
2:2:-28:ARG:O	2:2:-24:PRO:HG3	2.07	0.55
2:E:308:TYR:HB2	2:E:309:PRO:HD2	1.89	0.55
1:U:89:TYR:CD1	2:2:374:LEU:HD11	2.42	0.55
2:E:-30:PHE:CZ	2:E:-26:GLN:HG3	2.41	0.55
2:E:-30:PHE:HZ	2:R:-38:VAL:HG23	1.71	0.55
1:K:28:LYS:CE	1:K:28:LYS:H	2.20	0.55
2:R:456:GLN:NE2	2:R:465:ARG:NH2	2.25	0.54
2:X:332:ARG:HB2	2:X:332:ARG:HH11	1.71	0.54
1:U:224:ARG:HH11	1:U:224:ARG:HG2	1.72	0.54
1:D:16:ARG:NE	1:M:3:PHE:HE1	2.06	0.54
1:K:28:LYS:NZ	1:K:52:LYS:HE3	2.22	0.54
1:O:98:GLN:O	1:O:102:VAL:HG23	2.07	0.54
1:Y:169:GLU:OE1	1:Y:169:GLU:CA	2.54	0.54
1:M:186:ALA:HB2	1:M:189:ARG:NH2	2.22	0.54
2:2:432:GLU:HG3	2:2:437:GLN:HB2	1.88	0.54
1:Y:141:ILE:N	1:Y:141:ILE:HD12	2.23	0.54
1:W:235:VAL:O	1:W:235:VAL:HG12	2.06	0.54
1:I:13:MET:CE	1:I:13:MET:HA	2.38	0.54
1:A:8:SER:CB	1:A:9:PRO:CD	2.83	0.54
2:R:355:PHE:CE2	2:R:386:MET:HE2	2.43	0.54
1:S:161:GLU:CD	1:S:161:GLU:H	2.11	0.54
2:H:-27:ARG:C	2:H:-26:GLN:OE1	2.45	0.54
1:I:27:ALA:HB1	1:I:28:LYS:CE	2.37	0.54
1:K:234:LEU:O	1:K:235:VAL:C	2.45	0.54
1:F:129:HIS:HE1	3:F:251:HOH:O	1.90	0.54
1:S:152:HIS:HB3	1:S:171:TYR:CZ	2.42	0.54
1:W:33:LEU:HD11	1:W:40:LEU:HB3	1.90	0.54
1:O:152:HIS:CD2	1:O:171:TYR:CE2	2.95	0.54
1:O:83:ASP:OD2	2:P:365:HIS:ND1	2.29	0.54
1:W:31:VAL:HG12	1:W:155:VAL:HG22	1.89	0.54
1:I:5:TYR:HD1	1:I:5:TYR:N	2.05	0.54

Continued on next page...

Continued from previous page...

Atom-1	Atom-2	Interatomic distance (Å)	Clash overlap (Å)
2:C:430:ASN:ND2	2:C:431:ILE:N	2.55	0.54
1:A:152:HIS:HB3	1:A:171:TYR:CZ	2.43	0.54
2:N:343:THR:HG22	2:N:404:LEU:HD12	1.89	0.54
1:K:76:ARG:NH1	2:L:370:GLU:OE2	2.41	0.54
1:K:56:LEU:HG	1:K:62:PHE:HB2	1.89	0.54
2:E:319:ARG:HG3	2:E:320:SER:N	2.21	0.54
1:U:31:VAL:HG12	1:U:155:VAL:HG22	1.90	0.54
1:Q:35:TYR:CZ	1:Q:37:GLY:CA	2.74	0.54
2:C:-18:SER:CB	2:C:393:ALA:CB	2.79	0.54
1:I:8:SER:H	1:I:11:GLN:HG3	1.72	0.54
1:W:205:VAL:HG21	1:W:231:GLN:CA	2.37	0.54
1:A:13:MET:CE	1:O:116:LYS:CD	2.86	0.54
2:C:-29:LEU:O	2:C:-25:ALA:N	2.40	0.54
1:Y:161:GLU:CD	1:Y:161:GLU:H	2.11	0.54
2:J:-16:SER:O	2:J:-15:GLY:C	2.46	0.54
2:T:413:ASP:C	2:T:413:ASP:OD1	2.46	0.54
2:G:382:ARG:NH2	2:G:385:ILE:CD1	2.71	0.54
1:I:129:HIS:HB2	1:I:132:GLU:CD	2.28	0.54
1:K:100:ALA:HB1	1:K:147:ILE:HD11	1.90	0.54
1:Y:205:VAL:CG2	1:Y:231:GLN:OE1	2.56	0.54
1:Q:26:ARG:NH1	1:Q:26:ARG:HB2	2.22	0.54
1:A:13:MET:HE1	1:O:116:LYS:HD3	1.89	0.54
1:I:56:LEU:HG	1:I:62:PHE:HB2	1.90	0.54
1:Q:161:GLU:H	1:Q:161:GLU:CD	2.11	0.54
1:Y:181:LEU:CD1	1:Y:185:VAL:CG2	2.86	0.54
1:I:5:TYR:N	1:I:5:TYR:CD1	2.76	0.54
1:I:173:GLU:HG2	1:I:174:ASN:OD1	2.07	0.54
1:D:16:ARG:NH2	1:M:4:PRO:HG3	2.22	0.54
2:J:-32:THR:HG22	2:J:-31:ASP:N	2.23	0.54
1:D:13:MET:CE	1:Q:19:LEU:HD21	2.38	0.54
1:K:4:PRO:HB2	1:W:5:TYR:CD2	2.43	0.53
1:B:40:LEU:HD13	1:B:212:VAL:CG1	2.38	0.53
2:V:509:ARG:O	2:V:513:LEU:CD2	2.56	0.53
1:I:8:SER:OG	1:I:11:GLN:CD	2.46	0.53
2:P:-27:ARG:NE	2:P:-26:GLN:CD	2.61	0.53
1:M:185:VAL:HG12	1:M:189:ARG:HH11	1.73	0.53
1:A:154:VAL:HA	3:A:249:HOH:O	2.07	0.53
1:I:19:LEU:HD23	1:I:19:LEU:C	2.28	0.53
2:Z:409:ILE:HG13	2:Z:410:HIS:CD2	2.44	0.53
1:M:28:LYS:HB3	1:M:44:GLU:HG3	1.90	0.53
1:M:56:LEU:HG	1:M:62:PHE:HB2	1.90	0.53

Continued on next page...

Continued from previous page...

Atom-1	Atom-2	Interatomic distance (Å)	Clash overlap (Å)
2:L:382:ARG:NH2	2:L:385:ILE:HD13	2.23	0.53
2:P:301:ALA:O	2:P:440:GLY:HA3	2.09	0.53
1:Q:7:ILE:HG21	1:Q:15:GLU:OE1	2.08	0.53
2:C:-29:LEU:HD23	2:C:-25:ALA:HB3	1.90	0.53
1:F:98:GLN:O	1:F:102:VAL:HG23	2.08	0.53
2:P:-34:SER:HB3	2:P:-31:ASP:HB2	1.90	0.53
1:S:178:THR:HG23	1:S:233:LEU:O	2.09	0.53
2:E:338:ASP:OD1	2:E:338:ASP:C	2.46	0.53
2:X:301:ALA:O	2:X:440:GLY:HA3	2.07	0.53
1:F:217:ARG:HD2	1:F:218:PRO:HD2	1.90	0.53
2:L:-18:SER:C	2:L:-17:ILE:CG2	2.77	0.53
2:V:382:ARG:NH2	2:V:385:ILE:HD13	2.24	0.53
2:G:349:ALA:O	2:G:353:VAL:HG12	2.08	0.53
2:H:-6:ALA:H1	2:H:-5:GLN:CB	2.02	0.53
1:U:11:GLN:CG	1:I:5:TYR:CE1	2.92	0.53
1:Q:234:LEU:H	1:Q:234:LEU:HD12	1.68	0.53
1:A:35:TYR:CD1	1:A:37:GLY:N	2.63	0.53
2:G:-21:LEU:CD1	2:G:-20:PRO:HD2	2.37	0.53
2:L:301:ALA:HB1	2:L:333:LYS:HD3	1.89	0.53
2:G:-39:ALA:CB	2:X:-26:GLN:OE1	2.55	0.53
1:S:31:VAL:HG12	1:S:155:VAL:HG22	1.90	0.53
1:W:14:ARG:HH11	1:W:14:ARG:CG	2.21	0.53
1:I:177:LEU:CD2	1:I:233:LEU:HD21	2.39	0.53
1:A:130:TYR:CD1	1:A:218:PRO:HA	2.43	0.53
1:W:28:LYS:HB3	1:W:44:GLU:HG3	1.89	0.53
2:E:391:LEU:HD12	2:E:391:LEU:O	2.08	0.53
2:G:-26:GLN:CA	2:G:-26:GLN:OE1	2.54	0.53
2:H:382:ARG:HH21	2:H:385:ILE:HD13	1.74	0.53
1:D:167:LEU:O	1:D:171:TYR:N	2.40	0.53
1:A:25:ALA:HB2	3:A:252:HOH:O	2.09	0.53
2:Z:-28:ARG:O	2:Z:-24:PRO:HG3	2.08	0.53
1:U:35:TYR:CZ	1:U:37:GLY:CA	2.79	0.53
1:F:35:TYR:CE1	1:F:37:GLY:N	2.77	0.53
1:M:217:ARG:HD2	1:M:218:PRO:HD2	1.91	0.53
1:D:156:MET:HA	3:D:249:HOH:O	2.08	0.53
2:L:434:GLU:OE2	2:L:434:GLU:HA	2.09	0.53
2:R:382:ARG:NH2	2:R:385:ILE:HD13	2.24	0.53
1:B:19:LEU:O	1:B:19:LEU:HD23	2.08	0.53
1:W:161:GLU:CD	1:W:161:GLU:H	2.12	0.53
2:N:-27:ARG:HG3	2:N:-27:ARG:O	2.08	0.53
2:E:-28:ARG:HB2	2:E:-21:LEU:HD21	1.91	0.53

Continued on next page...

Continued from previous page...

Atom-1	Atom-2	Interatomic distance (Å)	Clash overlap (Å)
1:O:234:LEU:CD1	1:O:234:LEU:O	2.42	0.53
1:F:89:TYR:CD1	2:N:374:LEU:HD11	2.44	0.53
1:W:173:GLU:CA	1:W:174:ASN:HD22	2.20	0.53
2:V:301:ALA:HB1	2:V:333:LYS:CD	2.39	0.53
1:S:98:GLN:O	1:S:102:VAL:HG23	2.09	0.53
1:U:40:LEU:HA	1:U:212:VAL:HG12	1.91	0.53
1:B:35:TYR:OH	1:B:37:GLY:HA3	2.06	0.52
1:I:28:LYS:NZ	1:I:52:LYS:HE3	2.24	0.52
1:M:152:HIS:HB3	1:M:171:TYR:CZ	2.43	0.52
2:J:-17:ILE:CD1	2:J:392:ALA:CB	2.85	0.52
1:I:163:ILE:CG1	1:I:191:GLY:HA3	2.38	0.52
1:U:33:LEU:CD1	1:U:40:LEU:HB3	2.39	0.52
2:V:366:TYR:CE2	2:V:374:LEU:HD13	2.44	0.52
2:X:478:ASP:OD1	2:2:324:ASN:HB3	2.08	0.52
2:R:521:ARG:O	2:R:522:SER:CB	2.57	0.52
2:L:-38:VAL:CG2	2:N:-30:PHE:CZ	2.92	0.52
2:T:340:TYR:C	2:T:341:THR:CG2	2.78	0.52
2:C:496:ILE:HG23	2:C:503:VAL:HG23	1.91	0.52
1:U:110:ILE:O	1:U:114:GLN:HB2	2.09	0.52
2:T:416:SER:O	2:T:419:ARG:NH1	2.30	0.52
1:B:13:MET:CE	1:B:111:PHE:HE2	2.22	0.52
2:R:301:ALA:O	2:R:440:GLY:HA3	2.08	0.52
1:B:28:LYS:H	1:B:28:LYS:HE2	1.73	0.52
1:O:185:VAL:O	1:O:189:ARG:N	2.40	0.52
1:B:129:HIS:HB2	1:B:132:GLU:CD	2.30	0.52
2:J:413:ASP:HB3	2:J:416:SER:OG	2.10	0.52
1:F:92:ARG:HH11	1:F:92:ARG:HG3	1.74	0.52
1:A:98:GLN:O	1:A:102:VAL:HG23	2.08	0.52
1:W:56:LEU:HG	1:W:62:PHE:HB2	1.91	0.52
2:E:423:PHE:CE1	2:E:429:TRP:HB3	2.45	0.52
2:C:464:LEU:O	2:C:464:LEU:HG	2.10	0.52
2:T:308:TYR:CE2	2:T:311:GLY:HA3	2.43	0.52
1:S:130:TYR:CE1	1:S:216:ASN:O	2.62	0.52
1:F:9:PRO:HA	1:W:6:PHE:HE1	1.75	0.52
1:F:161:GLU:H	1:F:161:GLU:CD	2.13	0.52
2:X:428:GLY:CA	2:Z:350:ALA:CB	2.88	0.52
1:K:92:ARG:HG3	1:K:92:ARG:HH11	1.74	0.52
1:O:92:ARG:HH11	1:O:92:ARG:HG3	1.75	0.52
1:B:74:LEU:HD23	1:B:122:LEU:HD21	1.91	0.52
2:X:428:GLY:HA2	2:Z:350:ALA:CB	2.39	0.52
2:G:301:ALA:CB	2:G:333:LYS:HZ3	2.10	0.52

Continued on next page...

Continued from previous page...

Atom-1	Atom-2	Interatomic distance (Å)	Clash overlap (Å)
1:1:35:TYR:CZ	1:1:37:GLY:CA	2.87	0.52
1:Q:129:HIS:HB2	1:Q:132:GLU:CD	2.30	0.52
1:W:15:GLU:CD	1:Y:9:PRO:HG2	2.29	0.52
1:F:167:LEU:HD13	1:F:187:ALA:CB	2.40	0.52
1:A:122:LEU:HD12	1:A:141:ILE:HB	1.90	0.52
1:A:130:TYR:CG	1:A:218:PRO:HA	2.44	0.52
1:D:100:ALA:HB1	1:D:147:ILE:HD11	1.91	0.52
1:U:191:GLY:O	1:U:192:SER:C	2.47	0.52
1:F:30:VAL:HG22	1:F:52:LYS:HZ3	1.75	0.52
2:L:-23:GLU:HG2	2:L:-22:LEU:HD22	1.91	0.52
1:K:28:LYS:N	1:K:28:LYS:HE3	2.25	0.52
1:F:170:SER:O	1:F:183:ILE:HD13	2.10	0.52
2:E:358:LEU:HD23	2:E:386:MET:CE	2.39	0.52
2:C:366:TYR:CE2	2:C:374:LEU:HD13	2.44	0.52
1:B:33:LEU:CD1	1:B:33:LEU:O	2.58	0.52
1:U:217:ARG:HH11	1:U:223:ARG:HG2	1.75	0.52
1:U:181:LEU:O	1:U:185:VAL:HG23	2.09	0.52
1:W:19:LEU:C	1:W:19:LEU:HD23	2.31	0.52
2:X:428:GLY:HA2	2:Z:350:ALA:HB1	1.91	0.52
1:A:217:ARG:HH21	1:A:223:ARG:HE	1.58	0.52
1:S:33:LEU:CD1	1:S:40:LEU:HB3	2.39	0.52
1:1:19:LEU:C	1:1:19:LEU:CD2	2.78	0.52
2:G:-29:LEU:O	2:G:-25:ALA:C	2.49	0.52
1:1:51:GLN:HA	1:1:209:GLU:OE2	2.10	0.52
2:E:318:ARG:HD3	2:E:493:THR:HG23	1.92	0.52
2:R:407:TYR:C	2:R:407:TYR:CD2	2.84	0.52
1:I:224:ARG:HH11	1:I:224:ARG:HG2	1.75	0.52
1:U:176:SER:HG	1:U:179:ASP:CG	2.11	0.51
1:W:181:LEU:O	1:W:181:LEU:HD12	2.09	0.51
1:S:28:LYS:H	1:S:28:LYS:CE	2.23	0.51
1:Q:211:ALA:O	1:Q:212:VAL:HG13	2.09	0.51
1:1:92:ARG:HG3	1:1:92:ARG:HH11	1.75	0.51
1:K:161:GLU:H	1:K:161:GLU:CD	2.12	0.51
2:X:375:THR:HG23	1:Y:93:ASP:OD1	2.10	0.51
2:V:-31:ASP:O	2:V:-27:ARG:HG2	2.10	0.51
2:C:338:ASP:OD1	2:C:338:ASP:C	2.49	0.51
1:A:6:PHE:HB2	1:B:5:TYR:CD1	2.45	0.51
1:1:7:ILE:HB	1:1:11:GLN:CG	2.30	0.51
2:E:301:ALA:HB2	2:E:333:LYS:CE	2.29	0.51
2:H:-28:ARG:HB3	2:H:-28:ARG:CZ	2.40	0.51
1:B:92:ARG:HB3	2:H:375:THR:HG21	1.92	0.51

Continued on next page...

Continued from previous page...

Atom-1	Atom-2	Interatomic distance (Å)	Clash overlap (Å)
2:H:-30:PHE:CZ	2:P:-38:VAL:HG21	2.45	0.51
1:U:152:HIS:HB3	1:U:171:TYR:CE2	2.45	0.51
1:Q:27:ALA:HB1	1:Q:28:LYS:HE2	1.92	0.51
1:Q:171:TYR:HE2	1:Q:172:ALA:C	2.11	0.51
2:T:413:ASP:OD1	2:T:415:GLN:N	2.41	0.51
2:L:382:ARG:HH21	2:L:385:ILE:HD13	1.74	0.51
1:K:129:HIS:HB2	1:K:132:GLU:CD	2.30	0.51
1:Y:163:ILE:HG12	1:Y:191:GLY:CA	2.41	0.51
1:B:92:ARG:CG	1:B:92:ARG:NH1	2.73	0.51
1:D:92:ARG:HH11	1:D:92:ARG:HG3	1.74	0.51
2:C:332:ARG:HB2	2:C:332:ARG:CZ	2.40	0.51
2:J:509:ARG:HH11	2:J:509:ARG:HG3	1.74	0.51
1:D:233:LEU:N	1:D:233:LEU:HD12	2.23	0.51
2:L:407:TYR:HE1	2:L:417:ALA:HB3	1.61	0.51
1:S:15:GLU:HB3	1:1:9:PRO:HG2	1.92	0.51
1:U:225:ILE:HG21	1:U:233:LEU:HD11	1.91	0.51
2:L:382:ARG:HD2	1:M:89:TYR:HE1	1.76	0.51
2:C:430:ASN:HD22	2:C:430:ASN:C	2.14	0.51
1:O:152:HIS:HB3	1:O:171:TYR:CZ	2.45	0.51
2:N:366:TYR:CE2	2:N:374:LEU:HD13	2.45	0.51
2:T:407:TYR:CE1	2:T:417:ALA:HB3	2.46	0.51
1:Y:67:LYS:HG2	1:Y:69:ASN:HD21	1.76	0.51
1:S:114:GLN:HA	1:S:114:GLN:NE2	2.21	0.51
1:B:182:ARG:CG	1:B:183:ILE:N	2.72	0.51
2:J:388:ARG:NH1	2:T:-21:LEU:O	2.44	0.51
2:G:351:VAL:HG12	2:G:400:ALA:HB2	1.92	0.51
2:X:-36:LEU:O	2:X:-35:SER:HB2	2.11	0.51
1:D:35:TYR:HE1	1:D:37:GLY:CA	1.99	0.51
1:U:7:ILE:CB	1:1:5:TYR:O	2.59	0.51
1:A:129:HIS:HB2	1:A:132:GLU:CD	2.31	0.51
1:U:89:TYR:HE1	2:2:382:ARG:HD2	1.76	0.51
1:W:33:LEU:CD1	1:W:40:LEU:HB3	2.40	0.51
1:I:152:HIS:CD2	1:I:171:TYR:HE2	2.28	0.51
2:J:-23:GLU:HG3	2:J:-22:LEU:CD1	2.41	0.51
2:C:309:PRO:HG2	2:C:458:THR:O	2.10	0.51
1:S:15:GLU:OE2	1:1:9:PRO:HG2	2.11	0.51
1:Q:28:LYS:H	1:Q:28:LYS:CE	2.24	0.51
2:N:519:GLU:OE2	2:N:523:GLY:O	2.29	0.51
1:Y:33:LEU:CD1	1:Y:40:LEU:HB3	2.41	0.51
1:W:143:TYR:CD1	1:W:144:ASP:N	2.79	0.51
1:S:224:ARG:HG2	1:S:224:ARG:HH11	1.76	0.51

Continued on next page...

Continued from previous page...

Atom-1	Atom-2	Interatomic distance (Å)	Clash overlap (Å)
1:Q:28:LYS:NZ	1:Q:52:LYS:HE3	2.26	0.51
2:J:301:ALA:CB	2:J:333:LYS:HZ2	2.22	0.51
2:C:-26:GLN:CG	2:H:-39:ALA:CB	2.88	0.51
1:I:163:ILE:HG12	1:I:191:GLY:CA	2.40	0.51
1:S:33:LEU:CD1	1:S:33:LEU:O	2.59	0.51
2:X:496:ILE:HG22	2:X:503:VAL:HG22	1.92	0.51
1:W:178:THR:HG23	1:W:233:LEU:HD22	1.93	0.51
2:C:-26:GLN:CB	2:H:-39:ALA:CB	2.89	0.51
1:B:152:HIS:CG	1:B:171:TYR:CE2	2.99	0.51
2:R:382:ARG:HH21	2:R:385:ILE:HD13	1.75	0.51
1:Q:234:LEU:C	1:Q:235:VAL:CG2	2.79	0.51
2:C:-34:SER:HB3	2:C:-31:ASP:HB2	1.93	0.51
1:D:16:ARG:HH21	1:M:4:PRO:CD	2.24	0.51
1:I:112:THR:O	1:I:112:THR:HG22	2.11	0.51
1:K:70:GLU:HB3	1:K:118:TYR:CD2	2.45	0.51
2:J:-29:LEU:O	2:J:-25:ALA:C	2.49	0.51
1:M:92:ARG:HH11	1:M:92:ARG:HG3	1.74	0.51
2:H:350:ALA:O	2:H:353:VAL:HG12	2.11	0.51
2:N:472:TYR:CD2	2:N:521:ARG:NH1	2.79	0.51
1:A:26:ARG:NH1	1:A:26:ARG:HB2	2.26	0.51
1:K:35:TYR:OH	1:K:37:GLY:HA3	2.09	0.50
2:P:308:TYR:CE1	2:P:311:GLY:HA3	2.44	0.50
2:L:301:ALA:O	2:L:440:GLY:HA3	2.11	0.50
1:B:171:TYR:CE1	1:B:172:ALA:O	2.64	0.50
2:T:340:TYR:O	2:T:341:THR:CG2	2.58	0.50
2:X:-34:SER:OG	2:X:-32:THR:HG22	2.12	0.50
1:B:56:LEU:HG	1:B:62:PHE:HB2	1.93	0.50
2:C:444:LEU:HB2	3:C:69:HOH:O	2.11	0.50
2:R:338:ASP:C	2:R:338:ASP:OD1	2.50	0.50
1:Q:178:THR:CG2	1:Q:233:LEU:O	2.58	0.50
1:D:167:LEU:HD13	1:D:187:ALA:CB	2.40	0.50
1:F:152:HIS:HB3	1:F:171:TYR:CE2	2.46	0.50
2:T:413:ASP:OD1	2:T:414:PRO:N	2.44	0.50
1:I:27:ALA:HB1	1:I:28:LYS:HE2	1.93	0.50
2:X:320:SER:HB2	2:X:331:VAL:HG21	1.94	0.50
1:M:33:LEU:HB3	1:M:153:PHE:HB3	1.92	0.50
2:H:366:TYR:CE2	2:H:374:LEU:HD13	2.46	0.50
2:N:421:VAL:HG22	2:N:431:ILE:HG12	1.93	0.50
1:F:141:ILE:N	1:F:141:ILE:HD12	2.25	0.50
1:A:15:GLU:OE1	1:B:8:SER:HA	2.11	0.50
2:L:-27:ARG:HH11	2:L:-26:GLN:NE2	2.08	0.50

Continued on next page...

Continued from previous page...

Atom-1	Atom-2	Interatomic distance (Å)	Clash overlap (Å)
1:W:205:VAL:HG22	1:W:234:LEU:HD12	1.94	0.50
1:1:173:GLU:HG3	1:1:174:ASN:OD1	2.09	0.50
1:D:144:ASP:OD2	1:D:146:SER:OG	2.30	0.50
2:P:391:LEU:O	2:P:395:MET:HG2	2.11	0.50
1:Q:224:ARG:HG2	1:Q:224:ARG:HH11	1.77	0.50
2:G:301:ALA:O	2:G:440:GLY:HA3	2.12	0.50
1:M:189:ARG:O	1:M:192:SER:O	2.30	0.50
1:K:144:ASP:O	1:K:144:ASP:OD1	2.30	0.50
2:G:428:GLY:HA2	2:X:350:ALA:HB1	1.93	0.50
2:R:-30:PHE:CZ	2:Z:-38:VAL:HG23	2.45	0.50
1:K:29:SER:OG	1:K:157:GLY:O	2.30	0.50
2:N:407:TYR:CE1	2:N:417:ALA:HB3	2.47	0.50
1:F:178:THR:O	1:F:182:ARG:HG3	2.11	0.50
2:H:423:PHE:CE1	2:H:429:TRP:HB3	2.46	0.50
1:Q:83:ASP:OD2	2:R:365:HIS:ND1	2.24	0.50
1:F:56:LEU:HG	1:F:62:PHE:HB2	1.94	0.50
1:A:67:LYS:HG2	1:A:69:ASN:HD21	1.77	0.50
1:Y:130:TYR:CE1	1:Y:216:ASN:O	2.64	0.50
1:U:166:ALA:O	1:U:170:SER:OG	2.30	0.50
2:H:-23:GLU:HB3	2:P:-28:ARG:NH2	2.26	0.50
2:L:-29:LEU:O	2:L:-25:ALA:N	2.41	0.50
2:V:301:ALA:CB	2:V:333:LYS:CD	2.89	0.50
1:D:129:HIS:HB2	1:D:132:GLU:CD	2.32	0.50
1:W:40:LEU:HA	1:W:212:VAL:HG12	1.92	0.50
2:N:343:THR:HG22	2:N:404:LEU:CD1	2.41	0.50
2:L:345:ILE:HB	2:L:352:ALA:HB1	1.94	0.50
2:V:413:ASP:OD1	2:V:413:ASP:O	2.30	0.50
1:U:56:LEU:HG	1:U:62:PHE:HB2	1.93	0.50
1:Q:176:SER:OG	1:Q:179:ASP:OD1	2.30	0.50
1:K:152:HIS:CD2	1:K:171:TYR:CE2	2.88	0.50
1:S:92:ARG:HH11	1:S:92:ARG:HG3	1.75	0.50
1:D:144:ASP:O	1:D:144:ASP:OD1	2.30	0.50
1:A:137:GLU:HG2	1:O:48:ARG:HH22	1.76	0.50
1:D:56:LEU:HG	1:D:62:PHE:HB2	1.94	0.50
2:C:345:ILE:HB	2:C:352:ALA:HB1	1.92	0.50
2:G:312:VAL:HG12	2:G:497:ILE:HB	1.94	0.50
2:2:-23:GLU:OE1	2:2:-23:GLU:O	2.30	0.50
1:Q:173:GLU:OE1	1:Q:174:ASN:OD1	2.30	0.50
1:W:110:ILE:HG23	1:W:114:GLN:CG	2.24	0.50
1:D:28:LYS:CE	1:D:28:LYS:H	2.24	0.50
1:A:170:SER:OG	1:A:183:ILE:HG23	2.12	0.50

Continued on next page...

Continued from previous page...

Atom-1	Atom-2	Interatomic distance (Å)	Clash overlap (Å)
1:1:33:LEU:O	1:1:33:LEU:HD12	2.12	0.50
1:1:56:LEU:HG	1:1:62:PHE:HB2	1.93	0.50
1:Q:8:SER:HB2	1:Q:9:PRO:CD	2.42	0.50
2:H:-27:ARG:NH1	2:H:-26:GLN:NE2	2.60	0.50
2:C:301:ALA:CB	2:C:333:LYS:HE2	2.30	0.50
2:L:301:ALA:HB1	2:L:333:LYS:CD	2.42	0.50
1:D:40:LEU:HD12	1:D:212:VAL:HG13	1.94	0.50
1:1:129:HIS:HB2	1:1:132:GLU:CD	2.32	0.50
1:D:110:ILE:HG23	1:D:114:GLN:HG3	1.94	0.50
2:V:-5:GLN:NE2	2:V:-2:HIS:CE1	2.80	0.50
1:W:204:GLY:O	1:W:208:LEU:HB2	2.12	0.50
1:W:152:HIS:HB3	1:W:171:TYR:CE2	2.47	0.50
1:B:51:GLN:NE2	1:I:97:ARG:NH2	2.60	0.50
2:C:382:ARG:HD2	1:I:89:TYR:CE1	2.47	0.49
1:I:216:ASN:O	1:I:216:ASN:OD1	2.30	0.49
1:O:56:LEU:HG	1:O:62:PHE:HB2	1.93	0.49
1:F:16:ARG:NH2	1:F:115:ALA:O	2.45	0.49
2:Z:345:ILE:N	2:Z:345:ILE:HD12	2.27	0.49
1:D:16:ARG:NH2	1:M:4:PRO:CG	2.75	0.49
2:E:-30:PHE:CZ	2:R:-38:VAL:HG23	2.47	0.49
1:K:29:SER:H	1:K:44:GLU:CG	2.25	0.49
1:1:204:GLY:O	1:1:208:LEU:HB2	2.13	0.49
2:Z:331:VAL:HG22	2:Z:349:ALA:HB2	1.93	0.49
1:F:191:GLY:O	1:F:192:SER:HB3	2.12	0.49
1:K:130:TYR:HE1	1:K:216:ASN:O	1.95	0.49
1:K:130:TYR:CE1	1:K:216:ASN:O	2.65	0.49
1:U:161:GLU:CD	1:U:161:GLU:H	2.16	0.49
1:K:4:PRO:HG3	1:W:5:TYR:CD2	2.46	0.49
1:A:28:LYS:HB2	1:A:52:LYS:NZ	2.27	0.49
2:P:-27:ARG:O	2:P:-26:GLN:OE1	2.30	0.49
1:Y:130:TYR:HE1	1:Y:216:ASN:O	1.94	0.49
1:I:98:GLN:O	1:I:102:VAL:HG23	2.12	0.49
2:L:509:ARG:NH1	2:L:512:GLU:OE1	2.45	0.49
1:S:26:ARG:NH1	1:S:26:ARG:HB2	2.28	0.49
1:Y:181:LEU:CD1	1:Y:185:VAL:HG23	2.42	0.49
2:E:362:GLU:HG2	2:E:382:ARG:HG2	1.95	0.49
2:V:301:ALA:HB2	2:V:333:LYS:CE	2.42	0.49
2:Z:382:ARG:HH21	2:Z:385:ILE:HD13	1.76	0.49
1:D:50:LEU:CD1	1:K:147:ILE:CG2	2.89	0.49
2:X:350:ALA:C	2:X:353:VAL:HG12	2.33	0.49
2:C:-28:ARG:HD3	2:J:-23:GLU:OE2	2.12	0.49

Continued on next page...

Continued from previous page...

Atom-1	Atom-2	Interatomic distance (Å)	Clash overlap (Å)
2:E:-38:VAL:HG23	2:L:-26:GLN:HB3	1.93	0.49
2:J:301:ALA:O	2:J:440:GLY:HA3	2.13	0.49
1:F:33:LEU:CD1	1:F:33:LEU:C	2.80	0.49
1:S:83:ASP:OD2	2:T:365:HIS:ND1	2.32	0.49
2:P:418:GLY:O	2:P:419:ARG:NH1	2.45	0.49
2:V:338:ASP:OD1	2:V:338:ASP:C	2.50	0.49
2:C:-17:ILE:CG2	2:C:-17:ILE:O	2.60	0.49
1:B:35:TYR:N	1:B:38:GLY:O	2.43	0.49
1:K:4:PRO:CG	1:W:5:TYR:CD2	2.95	0.49
1:W:173:GLU:CB	1:W:174:ASN:HD22	2.24	0.49
2:H:-27:ARG:O	2:H:-26:GLN:OE1	2.30	0.49
1:Q:40:LEU:HD12	1:Q:212:VAL:HG13	1.94	0.49
2:Z:-27:ARG:NH2	2:Z:-27:ARG:CG	2.68	0.49
2:C:434:GLU:O	2:C:434:GLU:OE1	2.30	0.49
2:T:388:ARG:NH1	2:2:-20:PRO:HA	2.28	0.49
1:U:92:ARG:CG	1:U:92:ARG:NH1	2.73	0.49
2:T:366:TYR:CD2	2:T:374:LEU:HD13	2.48	0.49
1:K:28:LYS:HB3	1:K:44:GLU:HG3	1.94	0.49
1:Y:181:LEU:HD11	1:Y:185:VAL:CG2	2.42	0.49
1:U:231:GLN:OE1	1:U:231:GLN:O	2.30	0.49
2:C:382:ARG:NH2	2:C:385:ILE:HD13	2.27	0.49
1:U:191:GLY:O	1:U:192:SER:O	2.30	0.49
2:G:345:ILE:HB	2:G:352:ALA:HB1	1.94	0.49
2:P:409:ILE:HG13	2:P:410:HIS:CD2	2.47	0.49
1:U:163:ILE:HG23	1:U:187:ALA:O	2.13	0.49
1:S:35:TYR:CZ	1:S:37:GLY:CA	2.84	0.49
1:U:28:LYS:NZ	1:U:52:LYS:HE3	2.28	0.49
1:Y:129:HIS:HB2	1:Y:132:GLU:CD	2.33	0.49
1:A:217:ARG:NH2	1:A:223:ARG:HG2	2.28	0.49
1:O:129:HIS:HB2	1:O:132:GLU:CD	2.33	0.49
2:2:382:ARG:HH21	2:2:385:ILE:HD13	1.78	0.49
1:O:144:ASP:OD1	1:O:146:SER:OG	2.30	0.49
1:1:144:ASP:OD2	1:1:146:SER:OG	2.30	0.49
2:Z:338:ASP:OD1	2:Z:338:ASP:C	2.51	0.49
2:P:338:ASP:OD1	2:P:338:ASP:C	2.51	0.49
1:Q:171:TYR:CD2	1:Q:172:ALA:C	2.86	0.49
1:K:179:ASP:OD1	1:K:179:ASP:O	2.30	0.49
2:C:399:LEU:HD12	2:C:400:ALA:H	1.77	0.49
1:K:33:LEU:CD1	1:K:33:LEU:O	2.61	0.49
1:W:15:GLU:OE2	1:Y:9:PRO:CG	2.61	0.49
1:K:92:ARG:CG	1:K:92:ARG:NH1	2.74	0.49

Continued on next page...

Continued from previous page...

Atom-1	Atom-2	Interatomic distance (Å)	Clash overlap (Å)
1:A:144:ASP:OD1	1:A:144:ASP:O	2.30	0.49
1:D:161:GLU:N	1:D:162:PRO:HD2	2.28	0.49
1:D:89:TYR:CD1	2:R:374:LEU:HD11	2.48	0.49
1:D:74:LEU:HD23	1:D:122:LEU:HD21	1.94	0.49
1:W:224:ARG:HH11	1:W:224:ARG:HG2	1.78	0.49
1:K:35:TYR:HE1	1:K:37:GLY:HA3	1.62	0.49
2:C:382:ARG:HD2	1:I:89:TYR:HE1	1.76	0.49
2:G:428:GLY:CA	2:X:350:ALA:CB	2.91	0.49
2:Z:-35:SER:HB3	2:Z:369:LEU:HD12	1.95	0.49
1:K:28:LYS:H	1:K:28:LYS:HE3	1.78	0.49
2:G:320:SER:HB2	2:G:331:VAL:HG21	1.93	0.49
1:S:191:GLY:O	1:S:192:SER:O	2.31	0.49
1:D:98:GLN:O	1:D:102:VAL:HG23	2.13	0.49
2:G:426:ALA:HB2	2:X:-4:LEU:HD21	1.95	0.49
2:L:338:ASP:OD1	2:L:338:ASP:C	2.51	0.49
1:K:11:GLN:O	1:K:15:GLU:HG3	2.13	0.48
1:S:11:GLN:O	1:S:14:ARG:HG2	2.13	0.48
1:F:30:VAL:HG22	1:F:52:LYS:NZ	2.28	0.48
1:A:217:ARG:NH2	1:A:223:ARG:HE	2.11	0.48
1:S:59:ARG:NH2	1:S:217:ARG:O	2.39	0.48
2:J:382:ARG:NH2	2:J:385:ILE:HD13	2.28	0.48
2:J:-31:ASP:OD1	2:J:-27:ARG:NE	2.45	0.48
2:E:-25:ALA:CB	2:E:-22:LEU:HD22	2.43	0.48
1:M:74:LEU:HD23	1:M:122:LEU:HD21	1.94	0.48
2:R:330:ASP:OD2	2:Z:433:GLU:HG3	2.13	0.48
1:K:225:ILE:HG21	1:K:233:LEU:HD11	1.96	0.48
2:H:407:TYR:CZ	2:H:417:ALA:HB3	2.25	0.48
1:U:129:HIS:HB2	1:U:132:GLU:CD	2.34	0.48
1:A:92:ARG:CG	1:A:92:ARG:NH1	2.71	0.48
2:L:375:THR:HG21	1:M:92:ARG:HB3	1.96	0.48
2:R:413:ASP:HB3	2:R:416:SER:OG	2.13	0.48
1:O:161:GLU:O	1:O:165:ASN:HB2	2.14	0.48
1:I:144:ASP:OD1	1:I:146:SER:OG	2.30	0.48
2:T:399:LEU:HD11	2:T:401:LEU:HD13	1.94	0.48
1:I:217:ARG:NH2	1:I:223:ARG:HE	2.11	0.48
1:A:141:ILE:N	1:A:141:ILE:HD12	2.28	0.48
1:A:130:TYR:CE1	1:A:216:ASN:O	2.66	0.48
1:W:142:THR:OG1	1:W:144:ASP:HB3	2.13	0.48
1:K:67:LYS:HG2	1:K:69:ASN:HD21	1.78	0.48
2:H:338:ASP:C	2:H:338:ASP:OD1	2.51	0.48
1:A:59:ARG:NH1	1:A:128:ALA:O	2.38	0.48

Continued on next page...

Continued from previous page...

Atom-1	Atom-2	Interatomic distance (Å)	Clash overlap (Å)
1:M:155:VAL:N	3:M:250:HOH:O	2.20	0.48
2:V:382:ARG:HH21	2:V:385:ILE:HD13	1.77	0.48
2:C:308:TYR:CZ	2:C:496:ILE:HD11	2.48	0.48
2:C:419:ARG:HG2	2:C:419:ARG:HH11	1.77	0.48
1:I:28:LYS:CE	1:I:28:LYS:H	2.26	0.48
1:O:224:ARG:HG2	1:O:224:ARG:NH1	2.29	0.48
1:Y:67:LYS:HG2	1:Y:69:ASN:ND2	2.29	0.48
2:Z:433:GLU:HA	2:Z:433:GLU:OE1	2.13	0.48
1:Y:74:LEU:HD23	1:Y:122:LEU:HD21	1.94	0.48
2:E:382:ARG:HH21	2:E:385:ILE:CD1	2.26	0.48
1:O:153:PHE:CD1	1:O:167:LEU:HD13	2.48	0.48
1:U:8:SER:HA	1:U:9:PRO:HD2	1.61	0.48
2:H:308:TYR:CE2	2:H:496:ILE:HD11	2.49	0.48
1:D:150:GLU:CG	1:D:154:VAL:HG22	2.39	0.48
2:R:-30:PHE:CZ	2:Z:-38:VAL:HG21	2.48	0.48
2:T:340:TYR:C	2:T:341:THR:HG23	2.33	0.48
2:2:-20:PRO:CB	2:2:354:GLU:OE1	2.60	0.48
1:O:92:ARG:HB3	2:V:375:THR:HG21	1.94	0.48
1:Q:92:ARG:HH11	1:Q:92:ARG:HG3	1.77	0.48
2:J:366:TYR:CE2	2:J:374:LEU:HD13	2.48	0.48
1:Y:224:ARG:HG2	1:Y:224:ARG:HH11	1.78	0.48
1:D:229:ALA:O	1:D:233:LEU:CD1	2.30	0.48
1:K:8:SER:HB2	1:K:9:PRO:HD2	1.95	0.48
1:U:176:SER:OG	1:U:179:ASP:OD1	2.30	0.48
1:S:155:VAL:HG21	1:S:167:LEU:HD12	1.96	0.48
2:X:366:TYR:CE2	2:X:374:LEU:HD13	2.49	0.48
1:O:67:LYS:HG2	1:O:69:ASN:HD21	1.78	0.48
2:N:448:SER:HB3	2:V:448:SER:HB3	1.96	0.48
2:R:464:LEU:O	2:R:464:LEU:HG	2.13	0.48
1:K:224:ARG:HH11	1:K:224:ARG:HG2	1.78	0.48
2:G:-28:ARG:HG2	2:G:-21:LEU:CD2	2.43	0.48
2:G:362:GLU:HG2	2:G:382:ARG:HG2	1.96	0.48
2:V:308:TYR:CE2	2:V:311:GLY:HA3	2.49	0.48
2:H:301:ALA:HB2	2:H:333:LYS:NZ	2.28	0.48
1:Y:40:LEU:HA	1:Y:212:VAL:HG12	1.96	0.48
2:2:461:ASP:OD1	2:2:509:ARG:NH2	2.41	0.48
2:Z:478:ASP:OD1	2:Z:480:ALA:N	2.41	0.48
2:X:409:ILE:HG13	2:X:410:HIS:CD2	2.49	0.48
2:T:-2:HIS:ND1	2:T:-2:HIS:C	2.66	0.48
1:F:22:LYS:HB2	1:F:22:LYS:HE3	1.74	0.48
1:Q:173:GLU:HG2	1:Q:174:ASN:OD1	2.13	0.48

Continued on next page...

Continued from previous page...

Atom-1	Atom-2	Interatomic distance (Å)	Clash overlap (Å)
2:X:461:ASP:OD1	2:X:509:ARG:NH2	2.47	0.48
1:M:167:LEU:HD13	1:M:187:ALA:CB	2.42	0.48
1:D:16:ARG:NE	1:M:3:PHE:CE1	2.82	0.48
1:Y:33:LEU:HB3	1:Y:153:PHE:HB3	1.96	0.48
1:W:152:HIS:HB3	1:W:171:TYR:CZ	2.49	0.48
1:I:98:GLN:O	1:I:102:VAL:HG23	2.14	0.48
2:G:-23:GLU:HG3	2:N:-28:ARG:HD2	1.95	0.48
1:K:83:ASP:OD2	2:L:365:HIS:ND1	2.38	0.48
1:B:13:MET:HE1	1:B:111:PHE:HE2	1.79	0.48
1:B:8:SER:HA	1:B:9:PRO:HD2	1.74	0.48
1:D:19:LEU:CD1	1:K:9:PRO:HB3	2.44	0.48
1:K:30:VAL:HG13	1:K:43:ALA:CB	2.27	0.48
2:C:409:ILE:CD1	2:C:410:HIS:CE1	2.95	0.48
2:J:-28:ARG:NH2	2:T:-23:GLU:CD	2.67	0.48
1:Q:214:ASP:C	1:Q:214:ASP:OD1	2.52	0.48
2:E:319:ARG:HD2	2:E:326:ILE:HG12	1.95	0.48
1:U:33:LEU:HB3	1:U:153:PHE:HB3	1.96	0.48
1:I:74:LEU:HD23	1:I:122:LEU:HD21	1.96	0.48
1:W:13:MET:CE	1:W:111:PHE:HE2	2.27	0.48
1:B:67:LYS:HG2	1:B:69:ASN:HD21	1.78	0.48
2:X:486:LEU:N	2:X:486:LEU:CD1	2.77	0.48
1:K:4:PRO:HB3	1:W:5:TYR:CE2	2.48	0.48
2:P:456:GLN:OE1	2:P:465:ARG:NH2	2.44	0.48
1:A:155:VAL:N	3:A:249:HOH:O	2.22	0.48
2:H:301:ALA:HB2	2:H:333:LYS:HZ3	1.77	0.48
1:W:19:LEU:O	1:W:19:LEU:HD23	2.13	0.48
1:Y:56:LEU:HG	1:Y:62:PHE:HB2	1.95	0.48
2:V:301:ALA:HB1	2:V:333:LYS:HZ2	1.79	0.47
1:U:178:THR:HG23	1:U:233:LEU:O	2.14	0.47
2:P:301:ALA:CB	2:P:333:LYS:HD3	2.44	0.47
2:T:301:ALA:O	2:T:440:GLY:HA3	2.14	0.47
1:K:167:LEU:HG	1:K:187:ALA:CB	2.44	0.47
1:F:161:GLU:N	1:F:162:PRO:HD2	2.29	0.47
2:J:509:ARG:NH1	2:J:509:ARG:HG3	2.26	0.47
2:Z:469:GLU:HG3	2:Z:517:ILE:HD13	1.95	0.47
1:A:123:CYS:HA	1:A:139:TYR:O	2.14	0.47
2:C:515:ARG:O	2:C:516:ALA:C	2.52	0.47
1:Q:179:ASP:O	1:Q:183:ILE:HG13	2.14	0.47
1:Q:27:ALA:HB1	1:Q:28:LYS:CE	2.45	0.47
2:R:308:TYR:CZ	2:R:496:ILE:HD11	2.49	0.47
1:U:203:LEU:HA	1:U:207:SER:OG	2.15	0.47

Continued on next page...

Continued from previous page...

Atom-1	Atom-2	Interatomic distance (Å)	Clash overlap (Å)
1:K:144:ASP:OD2	1:K:146:SER:OG	2.30	0.47
1:A:13:MET:CE	1:O:116:LYS:HD2	2.43	0.47
2:X:338:ASP:OD2	2:X:341:THR:N	2.47	0.47
2:Z:353:VAL:HG13	2:Z:354:GLU:N	2.28	0.47
2:N:399:LEU:HG	2:N:400:ALA:N	2.28	0.47
1:S:35:TYR:N	1:S:38:GLY:O	2.46	0.47
1:K:14:ARG:HG3	1:K:14:ARG:HH11	1.79	0.47
1:D:16:ARG:CD	1:M:3:PHE:HE1	2.27	0.47
2:T:375:THR:HG21	1:1:92:ARG:HB3	1.96	0.47
1:F:29:SER:H	1:F:44:GLU:CG	2.28	0.47
1:W:173:GLU:HB3	1:W:174:ASN:HD21	1.76	0.47
1:B:28:LYS:HZ1	1:B:52:LYS:HE3	1.78	0.47
2:N:308:TYR:CE1	2:N:311:GLY:CA	2.87	0.47
2:R:517:ILE:O	2:R:521:ARG:HG2	2.14	0.47
2:H:301:ALA:CB	2:H:333:LYS:NZ	2.77	0.47
1:U:224:ARG:NH1	1:U:224:ARG:HG2	2.30	0.47
2:P:413:ASP:HB3	2:P:416:SER:OG	2.14	0.47
1:1:224:ARG:HG2	1:1:224:ARG:HH11	1.80	0.47
1:K:4:PRO:HG3	1:W:5:TYR:HB2	1.94	0.47
2:X:331:VAL:HG22	2:X:349:ALA:HB2	1.96	0.47
1:D:59:ARG:NH1	1:D:128:ALA:O	2.35	0.47
2:E:-20:PRO:HA	2:R:388:ARG:NH1	2.29	0.47
1:Q:7:ILE:CD1	1:Q:12:ALA:HA	2.45	0.47
2:C:-25:ALA:HB1	2:C:-22:LEU:HD22	1.95	0.47
2:R:407:TYR:C	2:R:407:TYR:HD2	2.18	0.47
2:G:388:ARG:HG3	2:X:-19:ALA:HB2	1.97	0.47
2:J:312:VAL:HG12	2:J:497:ILE:HB	1.95	0.47
2:E:421:VAL:HG22	2:E:431:ILE:HG12	1.96	0.47
2:T:461:ASP:OD1	2:T:509:ARG:NH2	2.47	0.47
1:I:5:TYR:N	1:U:5:TYR:HH	2.12	0.47
1:U:179:ASP:N	1:U:179:ASP:OD1	2.48	0.47
2:T:-4:LEU:N	2:T:-4:LEU:HD12	2.30	0.47
2:P:-27:ARG:C	2:P:-26:GLN:OE1	2.53	0.47
1:M:154:VAL:CA	3:M:250:HOH:O	2.57	0.47
1:K:142:THR:HG1	1:K:144:ASP:HB3	1.76	0.47
2:L:-38:VAL:HG23	2:N:-30:PHE:CZ	2.49	0.47
1:F:7:ILE:HD12	1:F:11:GLN:HB3	1.96	0.47
1:D:16:ARG:HH11	1:D:117:PRO:HD3	1.80	0.47
1:Y:92:ARG:CG	1:Y:92:ARG:NH1	2.75	0.47
2:Z:320:SER:HB2	2:Z:331:VAL:HG21	1.96	0.47
1:B:67:LYS:HG2	1:B:69:ASN:ND2	2.30	0.47

Continued on next page...

Continued from previous page...

Atom-1	Atom-2	Interatomic distance (Å)	Clash overlap (Å)
2:R:351:VAL:HG12	2:R:400:ALA:HB2	1.96	0.47
2:J:-18:SER:O	2:J:398:LEU:CD1	2.63	0.47
2:H:515:ARG:O	2:H:516:ALA:C	2.53	0.47
1:F:67:LYS:HG2	1:F:69:ASN:HD21	1.80	0.47
1:S:56:LEU:HG	1:S:62:PHE:HB2	1.96	0.47
1:Y:19:LEU:HD23	1:Y:19:LEU:O	2.15	0.47
2:J:407:TYR:CE1	2:J:417:ALA:HB3	2.49	0.47
2:G:478:ASP:OD1	2:V:324:ASN:HB3	2.15	0.47
1:D:141:ILE:N	1:D:141:ILE:HD12	2.30	0.47
1:I:26:ARG:NH1	1:I:26:ARG:HB2	2.29	0.47
2:N:-17:ILE:O	2:N:396:GLN:OE1	2.33	0.47
1:S:28:LYS:N	1:S:28:LYS:HE3	2.30	0.47
2:N:301:ALA:HB1	2:N:333:LYS:HD3	1.95	0.47
2:V:-26:GLN:NE2	2:2:-38:VAL:N	2.63	0.47
1:U:33:LEU:HD12	1:U:40:LEU:HB3	1.95	0.47
1:U:67:LYS:HG2	1:U:69:ASN:HD21	1.80	0.47
2:J:320:SER:HB2	2:J:331:VAL:HG21	1.96	0.47
1:Q:98:GLN:O	1:Q:102:VAL:HG23	2.15	0.47
2:L:320:SER:HB2	2:L:331:VAL:HG21	1.97	0.47
1:Q:172:ALA:HB2	1:Q:183:ILE:HD11	1.97	0.47
1:B:5:TYR:HE2	1:O:11:GLN:NE2	2.01	0.47
2:L:-29:LEU:HD23	2:L:-21:LEU:CD1	2.44	0.47
1:I:181:LEU:O	1:I:185:VAL:HG23	2.14	0.47
1:D:167:LEU:HA	1:D:167:LEU:HD12	1.61	0.47
2:H:-29:LEU:O	2:H:-25:ALA:N	2.46	0.47
2:L:432:GLU:CD	2:L:437:GLN:HE21	2.18	0.47
1:F:92:ARG:HB3	2:N:375:THR:HG21	1.96	0.47
1:F:204:GLY:O	1:F:207:SER:OG	2.30	0.47
2:L:448:SER:HB3	2:P:448:SER:HB3	1.97	0.47
2:P:457:VAL:HG13	2:P:463:GLY:CA	2.45	0.47
1:K:11:GLN:HA	1:K:14:ARG:HB2	1.97	0.47
2:P:-23:GLU:OE1	2:V:-28:ARG:NH2	2.47	0.47
1:W:92:ARG:HG3	1:W:92:ARG:HH11	1.79	0.47
2:H:513:LEU:HA	2:H:513:LEU:HD12	1.74	0.47
1:A:45:ASN:HB2	1:A:209:GLU:HB2	1.97	0.46
1:Q:28:LYS:N	1:Q:28:LYS:HE3	2.30	0.46
2:G:522:SER:HB3	2:V:487:VAL:HA	1.97	0.46
1:I:224:ARG:NH1	1:I:224:ARG:HG2	2.30	0.46
1:K:67:LYS:HG2	1:K:69:ASN:ND2	2.30	0.46
2:R:351:VAL:CG1	2:R:400:ALA:HB2	2.44	0.46
2:E:366:TYR:CE2	2:E:374:LEU:HD13	2.50	0.46

Continued on next page...

Continued from previous page...

Atom-1	Atom-2	Interatomic distance (Å)	Clash overlap (Å)
1:M:83:ASP:OD2	2:N:365:HIS:ND1	2.40	0.46
2:Z:376:PHE:CE2	2:Z:380:ILE:HD11	2.50	0.46
1:O:33:LEU:HD12	1:O:33:LEU:O	2.15	0.46
1:A:33:LEU:HD12	1:A:40:LEU:HB3	1.94	0.46
2:X:353:VAL:HG13	2:X:354:GLU:N	2.30	0.46
1:M:92:ARG:NH1	1:M:92:ARG:CG	2.74	0.46
2:X:486:LEU:HD12	2:X:486:LEU:N	2.31	0.46
1:Y:17:SER:HG	1:Y:143:TYR:HH	1.63	0.46
2:N:350:ALA:O	2:N:353:VAL:HG12	2.16	0.46
2:C:-30:PHE:HZ	2:H:-38:VAL:HG21	1.80	0.46
1:B:224:ARG:HH11	1:B:224:ARG:HG2	1.80	0.46
2:V:515:ARG:HG2	2:V:515:ARG:HH11	1.80	0.46
1:Q:161:GLU:N	1:Q:162:PRO:HD2	2.30	0.46
2:J:388:ARG:O	2:J:388:ARG:HG2	2.14	0.46
2:X:496:ILE:CG2	2:X:503:VAL:HG22	2.46	0.46
1:A:181:LEU:HD23	1:A:233:LEU:HB3	1.96	0.46
1:A:56:LEU:HG	1:A:62:PHE:HB2	1.97	0.46
1:Q:167:LEU:O	1:Q:171:TYR:N	2.48	0.46
1:A:7:ILE:HD13	1:A:15:GLU:CD	2.35	0.46
1:B:28:LYS:H	1:B:28:LYS:CE	2.28	0.46
2:H:332:ARG:HH11	2:H:332:ARG:CB	2.28	0.46
2:V:413:ASP:OD1	2:V:416:SER:OG	2.30	0.46
2:J:391:LEU:O	2:J:395:MET:HG2	2.16	0.46
2:C:343:THR:HG22	2:C:404:LEU:HD12	1.97	0.46
1:S:67:LYS:HG2	1:S:69:ASN:HD21	1.80	0.46
1:O:32:ALA:HA	1:O:40:LEU:O	2.15	0.46
1:Y:217:ARG:CD	1:Y:218:PRO:HD2	2.45	0.46
1:Y:217:ARG:HD2	1:Y:218:PRO:HD2	1.97	0.46
2:R:319:ARG:CG	2:R:320:SER:N	2.78	0.46
2:L:423:PHE:CE1	2:L:429:TRP:HB3	2.50	0.46
1:Q:29:SER:H	1:Q:44:GLU:CG	2.28	0.46
2:J:301:ALA:CB	2:J:333:LYS:HD3	2.45	0.46
1:U:208:LEU:HA	1:U:208:LEU:HD12	1.35	0.46
2:L:382:ARG:HD2	1:M:89:TYR:CE1	2.51	0.46
2:V:-26:GLN:HE22	2:2:-38:VAL:N	2.11	0.46
1:1:161:GLU:N	1:1:162:PRO:CD	2.79	0.46
1:1:10:GLU:CA	1:1:10:GLU:OE1	2.63	0.46
1:D:13:MET:HE1	1:Q:116:LYS:HD2	1.97	0.46
2:H:301:ALA:CB	2:H:333:LYS:HD3	2.45	0.46
1:W:162:PRO:HB2	1:W:190:ALA:O	2.16	0.46
1:W:179:ASP:O	1:W:183:ILE:HG13	2.15	0.46

Continued on next page...

Continued from previous page...

Atom-1	Atom-2	Interatomic distance (Å)	Clash overlap (Å)
2:E:432:GLU:OE2	2:E:437:GLN:NE2	2.48	0.46
1:S:74:LEU:HD23	1:S:122:LEU:HD21	1.97	0.46
1:A:45:ASN:OD1	1:A:209:GLU:OE1	2.34	0.46
1:I:30:VAL:HG22	1:I:52:LYS:NZ	2.31	0.46
1:F:8:SER:O	1:F:11:GLN:CB	2.64	0.46
1:F:7:ILE:CG2	1:W:8:SER:HB3	2.46	0.46
1:Q:114:GLN:HE21	1:Q:114:GLN:CA	2.25	0.46
2:Z:366:TYR:CE2	2:Z:374:LEU:HD13	2.50	0.46
1:W:29:SER:H	1:W:44:GLU:CG	2.28	0.46
1:K:229:ALA:O	1:K:233:LEU:HG	2.16	0.46
1:I:26:ARG:CG	1:I:26:ARG:O	2.64	0.46
1:M:144:ASP:OD1	1:M:146:SER:OG	2.30	0.46
1:I:67:LYS:HG2	1:I:69:ASN:HD21	1.81	0.46
2:X:423:PHE:CE1	2:X:429:TRP:HB3	2.51	0.46
1:S:123:CYS:HA	1:S:139:TYR:O	2.16	0.46
2:P:-29:LEU:HD23	2:P:-29:LEU:HA	1.71	0.46
1:A:9:PRO:CD	1:O:15:GLU:HB3	2.46	0.46
1:I:28:LYS:N	1:I:28:LYS:HE3	2.30	0.46
2:V:-32:THR:O	2:V:-28:ARG:HG3	2.15	0.46
1:Q:19:LEU:C	1:Q:19:LEU:HD23	2.36	0.46
2:T:350:ALA:O	2:T:353:VAL:HG12	2.16	0.46
2:V:486:LEU:N	2:V:486:LEU:CD1	2.79	0.46
1:O:163:ILE:O	1:O:167:LEU:CG	2.43	0.46
1:D:28:LYS:HE3	1:D:28:LYS:N	2.31	0.46
2:C:409:ILE:HG13	2:C:410:HIS:N	2.31	0.46
2:E:310:GLY:N	2:E:415:GLN:HA	2.30	0.46
1:F:203:LEU:N	1:F:234:LEU:CD1	2.74	0.46
2:J:-25:ALA:N	2:J:-24:PRO:HD3	2.31	0.46
1:Y:217:ARG:HD3	1:Y:218:PRO:HD3	1.97	0.46
2:2:320:SER:HB2	2:2:331:VAL:HG21	1.97	0.46
1:M:67:LYS:HG2	1:M:69:ASN:HD21	1.81	0.46
1:M:26:ARG:HE	1:M:26:ARG:HB2	1.50	0.46
1:O:230:LEU:HD12	1:O:230:LEU:O	2.15	0.46
2:H:407:TYR:CZ	2:H:417:ALA:HB1	2.46	0.46
1:Q:176:SER:OG	1:Q:179:ASP:CG	2.54	0.46
2:H:-27:ARG:CZ	2:H:-26:GLN:NE2	2.79	0.46
2:2:308:TYR:CE2	2:2:496:ILE:HD11	2.51	0.46
1:K:205:VAL:HG22	1:K:230:LEU:HG	1.97	0.46
2:L:332:ARG:CB	2:L:332:ARG:HH11	2.29	0.46
1:M:29:SER:OG	1:M:157:GLY:O	2.33	0.46
2:X:338:ASP:OD2	2:X:341:THR:HG23	2.16	0.46

Continued on next page...

Continued from previous page...

Atom-1	Atom-2	Interatomic distance (Å)	Clash overlap (Å)
2:R:-3:PRO:O	2:R:348:THR:HA	2.16	0.46
2:H:320:SER:HB2	2:H:331:VAL:HG21	1.98	0.46
1:O:54:SER:HB3	3:O:249:HOH:O	2.16	0.46
1:B:231:GLN:NE2	1:B:231:GLN:O	2.48	0.46
1:A:7:ILE:CD1	1:A:11:GLN:HG3	2.28	0.46
1:S:15:GLU:OE2	1:1:9:PRO:CG	2.63	0.46
2:P:-25:ALA:N	2:P:-24:PRO:HD3	2.31	0.46
2:X:-36:LEU:O	2:X:-35:SER:CB	2.64	0.46
2:C:-17:ILE:O	2:C:-17:ILE:HG23	2.16	0.46
2:2:-29:LEU:CD2	2:2:-22:LEU:HD12	2.45	0.46
2:C:509:ARG:HG3	2:C:509:ARG:HH11	1.79	0.46
1:W:205:VAL:CG2	1:W:231:GLN:HA	2.41	0.45
2:P:351:VAL:HG11	2:P:400:ALA:HB2	1.98	0.45
1:S:33:LEU:HD11	1:S:40:LEU:HB3	1.97	0.45
2:C:320:SER:HB2	2:C:331:VAL:HG21	1.98	0.45
2:Z:496:ILE:HG13	2:Z:505:VAL:HG22	1.97	0.45
1:K:27:ALA:HB1	1:K:28:LYS:CE	2.46	0.45
2:Z:-29:LEU:O	2:Z:-28:ARG:C	2.54	0.45
1:S:142:THR:OG1	1:S:146:SER:HB2	2.16	0.45
1:W:74:LEU:HD23	1:W:122:LEU:HD21	1.98	0.45
2:V:414:PRO:HA	2:V:417:ALA:HB2	1.97	0.45
2:V:330:ASP:OD2	2:2:433:GLU:HG3	2.16	0.45
1:1:8:SER:O	1:1:11:GLN:CG	2.64	0.45
1:W:114:GLN:HA	1:W:114:GLN:HE21	1.82	0.45
2:N:301:ALA:HB1	2:N:333:LYS:CD	2.46	0.45
1:F:11:GLN:CA	1:F:11:GLN:OE1	2.59	0.45
1:F:9:PRO:HA	1:W:6:PHE:CE1	2.50	0.45
1:F:92:ARG:NH1	1:F:92:ARG:CG	2.76	0.45
1:Y:161:GLU:N	1:Y:162:PRO:HD2	2.31	0.45
2:J:-23:GLU:HG3	2:J:-22:LEU:HD12	1.97	0.45
1:W:208:LEU:HA	1:W:208:LEU:HD12	1.71	0.45
1:Q:56:LEU:HG	1:Q:62:PHE:HB2	1.97	0.45
2:C:479:SER:HB2	2:E:479:SER:HB2	1.98	0.45
2:R:302:THR:OG1	2:R:481:THR:OG1	2.28	0.45
2:Z:348:THR:HG21	2:Z:351:VAL:HG23	1.97	0.45
1:I:28:LYS:HB3	1:I:44:GLU:HG3	1.98	0.45
2:L:301:ALA:HB2	2:L:333:LYS:CE	2.46	0.45
1:W:205:VAL:O	1:W:205:VAL:HG12	2.15	0.45
2:H:506:PRO:HG2	2:H:509:ARG:HB2	1.97	0.45
1:A:130:TYR:HB2	1:A:218:PRO:HA	1.97	0.45
2:R:407:TYR:CE2	2:R:417:ALA:HB1	2.51	0.45

Continued on next page...

Continued from previous page...

Atom-1	Atom-2	Interatomic distance (Å)	Clash overlap (Å)
1:B:89:TYR:CD1	2:H:374:LEU:HD11	2.50	0.45
2:Z:423:PHE:CE1	2:Z:429:TRP:HB3	2.52	0.45
2:J:423:PHE:CE1	2:J:429:TRP:HB3	2.51	0.45
2:H:478:ASP:OD1	2:L:324:ASN:HB3	2.15	0.45
2:H:479:SER:HB2	2:L:479:SER:HB2	1.98	0.45
1:Q:152:HIS:CB	1:Q:171:TYR:HE1	2.08	0.45
1:D:173:GLU:CB	1:D:174:ASN:OD1	2.63	0.45
2:G:350:ALA:O	2:G:353:VAL:HG13	2.16	0.45
1:S:92:ARG:CG	1:S:92:ARG:NH1	2.74	0.45
1:Q:7:ILE:HB	1:Q:11:GLN:OE1	2.15	0.45
2:T:351:VAL:HG12	2:T:400:ALA:HB2	1.97	0.45
2:2:312:VAL:HG12	2:2:497:ILE:HB	1.98	0.45
1:Q:208:LEU:HD12	1:Q:208:LEU:HA	1.77	0.45
1:Q:175:ALA:HB1	1:Q:179:ASP:HB2	1.98	0.45
1:K:4:PRO:CB	1:W:5:TYR:CZ	3.00	0.45
1:U:231:GLN:NE2	1:U:235:VAL:CG2	2.75	0.45
1:M:163:ILE:HG23	1:M:187:ALA:O	2.17	0.45
1:1:152:HIS:CB	1:1:171:TYR:CE2	2.98	0.45
2:P:366:TYR:CE2	2:P:374:LEU:HD13	2.51	0.45
2:E:351:VAL:HG11	2:E:400:ALA:HB2	1.98	0.45
1:1:13:MET:HE2	1:1:13:MET:HA	1.98	0.45
2:E:358:LEU:HD23	2:E:386:MET:HE3	1.98	0.45
1:B:98:GLN:HG2	2:H:370:GLU:OE1	2.16	0.45
1:D:5:TYR:OH	1:Y:7:ILE:O	2.22	0.45
1:I:213:LEU:HD23	1:I:213:LEU:HA	1.84	0.45
1:Q:172:ALA:HB1	1:Q:175:ALA:HB2	1.99	0.45
2:L:-17:ILE:HA	2:L:396:GLN:OE1	2.16	0.45
2:V:332:ARG:HH11	2:V:332:ARG:CB	2.29	0.45
2:N:423:PHE:CE1	2:N:429:TRP:HB3	2.51	0.45
2:H:-21:LEU:HA	2:H:-20:PRO:HD3	1.82	0.45
1:K:208:LEU:HD12	1:K:208:LEU:HA	1.30	0.45
1:A:6:PHE:CB	1:B:5:TYR:HB2	2.40	0.45
2:V:509:ARG:CZ	2:V:513:LEU:HD21	2.47	0.45
1:K:22:LYS:O	1:K:25:ALA:HB3	2.16	0.45
1:U:203:LEU:HA	1:U:203:LEU:HD12	1.65	0.45
1:U:208:LEU:N	1:U:208:LEU:HD13	2.30	0.45
1:S:130:TYR:HE1	1:S:216:ASN:O	1.99	0.45
2:C:419:ARG:HG2	2:C:419:ARG:NH1	2.32	0.45
1:Q:130:TYR:CD1	1:Q:218:PRO:HA	2.52	0.45
1:I:216:ASN:C	1:I:216:ASN:OD1	2.55	0.45
2:2:-36:LEU:O	2:2:-35:SER:HB2	2.16	0.45

Continued on next page...

Continued from previous page...

Atom-1	Atom-2	Interatomic distance (Å)	Clash overlap (Å)
2:P:401:LEU:HA	2:P:401:LEU:HD12	1.75	0.45
1:B:207:SER:O	1:B:208:LEU:HD12	2.16	0.45
1:M:7:ILE:HG22	1:M:8:SER:N	2.31	0.45
1:O:30:VAL:HG22	1:O:52:LYS:NZ	2.31	0.45
2:R:308:TYR:CD1	2:R:460:GLY:N	2.85	0.45
1:Q:234:LEU:HD13	1:Q:234:LEU:H	1.79	0.45
1:B:187:ALA:O	1:B:191:GLY:N	2.47	0.45
1:I:130:TYR:CD1	1:I:216:ASN:O	2.70	0.45
1:K:163:ILE:CD1	1:K:191:GLY:HA3	2.47	0.45
1:I:161:GLU:N	1:I:162:PRO:HD2	2.32	0.45
1:K:161:GLU:N	1:K:162:PRO:HD2	2.32	0.45
2:P:345:ILE:HB	2:P:352:ALA:HB1	1.99	0.45
2:G:-4:LEU:N	2:G:-4:LEU:HD22	2.32	0.45
1:U:40:LEU:HD12	1:U:212:VAL:HG12	1.98	0.45
1:S:29:SER:H	1:S:44:GLU:CG	2.29	0.45
2:C:349:ALA:O	2:C:350:ALA:C	2.54	0.45
2:X:-29:LEU:HD23	2:X:-29:LEU:HA	1.77	0.45
1:D:207:SER:C	1:D:208:LEU:HD13	2.31	0.45
1:B:181:LEU:HD22	1:B:233:LEU:HD13	1.98	0.45
1:B:234:LEU:C	1:B:235:VAL:HG23	2.29	0.45
2:G:-32:THR:O	2:G:-28:ARG:HG3	2.17	0.45
2:C:-25:ALA:N	2:C:-24:PRO:HD3	2.32	0.45
2:R:366:TYR:CE2	2:R:374:LEU:HD13	2.51	0.45
2:C:476:ASP:OD1	2:E:488:ARG:NH2	2.50	0.45
1:B:130:TYR:CE1	1:B:216:ASN:O	2.70	0.45
1:F:142:THR:OG1	1:F:144:ASP:HB3	2.16	0.45
2:2:388:ARG:HG3	2:2:426:ALA:O	2.17	0.45
2:L:407:TYR:CD1	2:L:417:ALA:HB3	2.40	0.44
2:2:332:ARG:CB	2:2:332:ARG:HH11	2.30	0.44
1:U:188:LEU:C	1:U:188:LEU:CD2	2.85	0.44
1:A:115:ALA:HB3	1:B:112:THR:CG2	2.48	0.44
2:Z:331:VAL:HG13	2:Z:349:ALA:HA	1.99	0.44
1:I:144:ASP:OD2	1:I:144:ASP:O	2.35	0.44
2:T:351:VAL:CG1	2:T:400:ALA:HB2	2.47	0.44
1:F:231:GLN:O	1:F:235:VAL:HG23	2.18	0.44
1:K:74:LEU:HD23	1:K:122:LEU:HD21	1.99	0.44
2:N:338:ASP:C	2:N:338:ASP:OD1	2.56	0.44
2:R:-2:HIS:C	2:R:-2:HIS:CD2	2.91	0.44
1:S:30:VAL:HG22	1:S:52:LYS:HZ3	1.83	0.44
2:E:-30:PHE:CZ	2:R:-38:VAL:CG2	2.99	0.44
1:A:130:TYR:HE1	1:A:216:ASN:O	2.00	0.44

Continued on next page...

Continued from previous page...

Atom-1	Atom-2	Interatomic distance (Å)	Clash overlap (Å)
2:J:388:ARG:NH2	2:T:354:GLU:OE2	2.50	0.44
2:N:472:TYR:HD2	2:N:521:ARG:NH1	2.14	0.44
1:Q:33:LEU:HD11	1:Q:180:ALA:HB1	1.99	0.44
1:A:167:LEU:HD13	1:A:187:ALA:HB2	1.99	0.44
2:P:408:ASP:HB3	2:P:411:ALA:HB2	1.99	0.44
1:B:40:LEU:HD13	1:B:212:VAL:HG11	1.98	0.44
1:Q:211:ALA:O	1:Q:212:VAL:CG1	2.65	0.44
1:U:230:LEU:CD1	1:U:234:LEU:HD11	2.48	0.44
1:K:232:ALA:HA	1:K:235:VAL:HG23	2.00	0.44
2:C:-29:LEU:HD22	2:C:-25:ALA:HB3	1.99	0.44
1:S:165:ASN:O	1:S:166:ALA:C	2.53	0.44
1:A:219:ARG:NH2	1:A:220:ARG:HD2	2.32	0.44
2:Z:388:ARG:HG3	2:Z:426:ALA:O	2.18	0.44
2:T:302:THR:OG1	2:T:481:THR:OG1	2.29	0.44
2:C:513:LEU:HA	2:C:513:LEU:HD12	1.82	0.44
1:M:7:ILE:O	1:M:9:PRO:HD3	2.18	0.44
1:B:11:GLN:HG3	1:B:14:ARG:NH1	2.32	0.44
1:Q:30:VAL:HG22	1:Q:52:LYS:NZ	2.31	0.44
2:P:-27:ARG:CZ	2:P:-26:GLN:HE21	2.22	0.44
1:I:150:GLU:CG	1:I:154:VAL:HG22	2.45	0.44
2:C:398:LEU:HD12	2:C:398:LEU:HA	1.63	0.44
1:F:18:GLU:OE1	1:F:21:ARG:NE	2.38	0.44
2:Z:418:GLY:O	2:Z:419:ARG:NH1	2.50	0.44
2:H:399:LEU:HD11	2:H:401:LEU:HD13	1.99	0.44
1:I:32:ALA:O	1:I:153:PHE:HA	2.18	0.44
2:P:388:ARG:O	2:P:388:ARG:HG2	2.17	0.44
1:Q:205:VAL:O	1:Q:205:VAL:CG1	2.66	0.44
1:Y:35:TYR:OH	1:Y:37:GLY:HA3	2.14	0.44
1:A:19:LEU:O	1:A:19:LEU:HD23	2.18	0.44
1:U:231:GLN:NE2	1:U:235:VAL:HG21	2.19	0.44
1:W:35:TYR:CE1	1:W:37:GLY:N	2.85	0.44
1:W:33:LEU:CD1	1:W:33:LEU:C	2.84	0.44
1:I:28:LYS:HZ2	1:I:52:LYS:HE3	1.80	0.44
1:Q:92:ARG:CG	1:Q:92:ARG:NH1	2.80	0.44
1:W:161:GLU:N	1:W:162:PRO:HD2	2.32	0.44
2:P:416:SER:O	2:P:419:ARG:NH1	2.30	0.44
1:O:67:LYS:HG2	1:O:69:ASN:ND2	2.31	0.44
1:U:67:LYS:HG2	1:U:69:ASN:ND2	2.32	0.44
1:Y:22:LYS:HB3	1:Y:26:ARG:HH21	1.82	0.44
2:V:310:GLY:H	2:V:415:GLN:HA	1.83	0.44
2:N:486:LEU:N	2:N:486:LEU:CD1	2.81	0.44

Continued on next page...

Continued from previous page...

Atom-1	Atom-2	Interatomic distance (Å)	Clash overlap (Å)
2:G:390:ASN:O	2:G:390:ASN:CG	2.56	0.44
2:N:-20:PRO:CD	2:N:-19:ALA:H	2.30	0.44
1:K:232:ALA:HA	1:K:235:VAL:CG2	2.47	0.44
1:M:59:ARG:NH2	1:M:217:ARG:O	2.46	0.44
2:C:399:LEU:HD12	2:C:400:ALA:N	2.32	0.44
1:I:152:HIS:HB3	1:I:171:TYR:CE2	2.52	0.44
1:M:29:SER:H	1:M:44:GLU:CG	2.31	0.44
1:B:98:GLN:O	1:B:102:VAL:HG23	2.18	0.44
2:E:428:GLY:HA3	2:L:350:ALA:HB2	1.99	0.44
2:C:382:ARG:HH21	2:C:385:ILE:HD13	1.83	0.44
1:U:203:LEU:C	1:U:207:SER:OG	2.56	0.44
2:C:308:TYR:CE1	2:C:311:GLY:HA3	2.52	0.44
2:C:-29:LEU:O	2:C:-25:ALA:C	2.56	0.44
2:X:-32:THR:HG23	2:X:-31:ASP:N	2.33	0.44
1:F:28:LYS:HB3	1:F:44:GLU:HG3	1.99	0.44
2:N:320:SER:HB2	2:N:331:VAL:HG21	1.99	0.44
1:O:11:GLN:HA	1:O:14:ARG:NE	2.32	0.44
1:B:30:VAL:HG22	1:B:52:LYS:NZ	2.32	0.44
1:K:152:HIS:HB3	1:K:171:TYR:CZ	2.48	0.44
1:S:116:LYS:HG2	1:S:116:LYS:HZ2	1.68	0.44
2:P:308:TYR:CZ	2:P:496:ILE:HD11	2.53	0.44
2:J:-19:ALA:O	2:J:-17:ILE:HG22	2.18	0.44
2:P:465:ARG:HG3	2:P:513:LEU:CD1	2.45	0.44
2:G:332:ARG:CB	2:G:332:ARG:HH11	2.26	0.44
2:X:498:ASP:OD1	2:X:500:ASP:HB2	2.18	0.44
2:G:374:LEU:HD11	1:W:89:TYR:CD1	2.53	0.44
1:U:10:GLU:CG	1:U:14:ARG:NH2	2.81	0.44
2:P:423:PHE:CE1	2:P:429:TRP:HB3	2.53	0.44
2:T:434:GLU:OE2	2:2:329:ARG:HD2	2.18	0.44
2:V:432:GLU:HG3	2:V:437:GLN:HB2	1.98	0.44
1:Q:141:ILE:N	1:Q:141:ILE:HD12	2.33	0.44
1:Y:167:LEU:HA	1:Y:167:LEU:HD12	1.86	0.44
2:E:486:LEU:N	2:E:486:LEU:CD1	2.80	0.44
1:U:19:LEU:HD23	1:U:19:LEU:C	2.38	0.44
1:M:7:ILE:HD13	1:W:5:TYR:HB2	1.97	0.44
1:I:217:ARG:NH1	1:I:223:ARG:HG2	2.33	0.44
1:A:217:ARG:NH2	1:A:223:ARG:NE	2.65	0.44
2:H:308:TYR:C	2:H:308:TYR:CD1	2.91	0.44
1:I:133:LEU:H	1:I:133:LEU:HD12	1.83	0.44
1:I:163:ILE:HG23	1:I:187:ALA:O	2.18	0.44
2:E:-30:PHE:C	2:E:-30:PHE:CD2	2.91	0.44

Continued on next page...

Continued from previous page...

Atom-1	Atom-2	Interatomic distance (Å)	Clash overlap (Å)
2:R:350:ALA:O	2:R:353:VAL:HG12	2.18	0.44
1:O:161:GLU:N	1:O:162:PRO:HD2	2.33	0.44
1:A:67:LYS:HG2	1:A:69:ASN:ND2	2.33	0.44
1:U:161:GLU:N	1:U:162:PRO:HD2	2.33	0.44
1:Q:74:LEU:HD23	1:Q:122:LEU:HD21	2.00	0.44
2:X:312:VAL:HG12	2:X:497:ILE:HB	1.99	0.44
2:G:487:VAL:HG13	2:V:522:SER:HB3	1.99	0.44
2:E:350:ALA:HB2	2:R:428:GLY:HA3	2.00	0.44
1:M:116:LYS:NZ	1:M:119:GLU:OE2	2.49	0.44
2:2:486:LEU:CD1	2:2:486:LEU:N	2.81	0.44
2:H:456:GLN:NE2	2:H:465:ARG:NH2	2.32	0.43
2:Z:348:THR:OG1	2:Z:351:VAL:HG21	2.17	0.43
1:O:150:GLU:CG	1:O:154:VAL:HG22	2.40	0.43
1:Q:130:TYR:CE1	1:Q:216:ASN:O	2.71	0.43
1:D:92:ARG:CG	1:D:92:ARG:NH1	2.78	0.43
1:D:161:GLU:N	1:D:161:GLU:CD	2.70	0.43
1:D:161:GLU:O	1:D:165:ASN:ND2	2.51	0.43
2:C:388:ARG:O	2:C:388:ARG:HG2	2.18	0.43
2:C:486:LEU:CD1	2:C:486:LEU:N	2.81	0.43
1:K:217:ARG:HD3	1:K:217:ARG:HA	1.73	0.43
1:Q:171:TYR:HE2	1:Q:173:GLU:CA	2.31	0.43
2:V:301:ALA:O	2:V:440:GLY:HA3	2.18	0.43
1:Q:29:SER:N	1:Q:44:GLU:OE1	2.49	0.43
1:O:176:SER:OG	1:O:179:ASP:OD2	2.30	0.43
2:L:301:ALA:CB	2:L:333:LYS:CD	2.96	0.43
1:A:234:LEU:O	1:A:235:VAL:HG22	2.18	0.43
1:I:92:ARG:CG	1:I:92:ARG:NH1	2.76	0.43
2:P:332:ARG:CB	2:P:332:ARG:HH11	2.27	0.43
1:S:152:HIS:CD2	1:S:171:TYR:HE2	2.35	0.43
1:1:92:ARG:CG	1:1:92:ARG:NH1	2.79	0.43
2:C:332:ARG:HB2	2:C:332:ARG:NH1	2.34	0.43
1:Y:33:LEU:HD12	1:Y:40:LEU:HB3	2.00	0.43
1:F:32:ALA:O	1:F:153:PHE:HA	2.17	0.43
2:2:-4:LEU:O	2:2:-2:HIS:HD2	2.01	0.43
1:U:205:VAL:HG22	1:U:230:LEU:HG	2.01	0.43
1:B:152:HIS:CB	1:B:171:TYR:CE2	2.98	0.43
1:1:33:LEU:O	1:1:33:LEU:CD1	2.66	0.43
2:E:375:THR:HG21	1:K:92:ARG:HB3	1.99	0.43
2:J:-22:LEU:HD12	2:J:-22:LEU:N	2.33	0.43
2:N:472:TYR:HD2	2:N:521:ARG:HH12	1.66	0.43
1:Q:8:SER:HB2	1:Q:9:PRO:HD2	2.00	0.43

Continued on next page...

Continued from previous page...

Atom-1	Atom-2	Interatomic distance (Å)	Clash overlap (Å)
2:G:426:ALA:HB2	2:X:-4:LEU:CD2	2.47	0.43
2:V:486:LEU:N	2:V:486:LEU:HD12	2.33	0.43
1:A:167:LEU:HD13	1:A:187:ALA:CB	2.48	0.43
2:H:401:LEU:HA	2:H:401:LEU:HD12	1.83	0.43
1:D:67:LYS:HG2	1:D:69:ASN:HD21	1.84	0.43
2:V:345:ILE:HB	2:V:352:ALA:HB1	1.99	0.43
1:S:14:ARG:HG3	1:S:15:GLU:N	2.33	0.43
2:V:301:ALA:HB1	2:V:333:LYS:HD3	1.98	0.43
1:S:30:VAL:HG22	1:S:52:LYS:NZ	2.32	0.43
1:D:50:LEU:HD13	1:K:147:ILE:CG2	2.49	0.43
2:Z:-35:SER:HB3	2:Z:369:LEU:CD1	2.48	0.43
2:Z:432:GLU:HA	2:Z:432:GLU:OE1	2.17	0.43
2:G:351:VAL:CG1	2:G:400:ALA:HB2	2.48	0.43
1:F:67:LYS:HG2	1:F:69:ASN:ND2	2.32	0.43
2:T:-38:VAL:CG2	2:2:-30:PHE:HZ	2.31	0.43
2:C:401:LEU:HD12	2:C:401:LEU:HA	1.84	0.43
2:Z:-23:GLU:HG3	2:Z:-23:GLU:O	2.17	0.43
1:Q:172:ALA:CB	1:Q:175:ALA:HB2	2.48	0.43
1:S:8:SER:HB3	1:S:11:GLN:CG	2.48	0.43
1:M:30:VAL:HG22	1:M:52:LYS:NZ	2.34	0.43
1:S:116:LYS:HG2	1:S:117:PRO:O	2.19	0.43
1:M:129:HIS:HB2	1:M:132:GLU:CD	2.39	0.43
1:Q:19:LEU:O	1:Q:19:LEU:HD23	2.17	0.43
2:H:-21:LEU:HD12	2:H:-21:LEU:HA	1.71	0.43
2:2:457:VAL:HG22	2:2:463:GLY:HA2	2.00	0.43
2:2:351:VAL:HG21	2:2:398:LEU:HB3	2.00	0.43
2:2:318:ARG:HD3	2:2:493:THR:HG23	2.00	0.43
2:E:401:LEU:HA	2:E:401:LEU:HD12	1.76	0.43
2:G:-21:LEU:HD12	2:G:-21:LEU:HA	1.85	0.43
2:R:496:ILE:HG23	2:R:503:VAL:HG22	2.00	0.43
2:T:-4:LEU:N	2:T:-4:LEU:CD1	2.82	0.43
1:D:40:LEU:CD1	1:D:212:VAL:HG13	2.47	0.43
1:S:33:LEU:HB3	1:S:153:PHE:HB3	2.01	0.43
1:M:161:GLU:CB	1:M:162:PRO:CD	2.97	0.43
1:I:7:ILE:HG12	1:S:6:PHE:O	2.19	0.43
1:W:98:GLN:O	1:W:102:VAL:HG23	2.19	0.43
1:D:234:LEU:CD1	1:D:234:LEU:N	2.81	0.43
1:D:11:GLN:NE2	1:Q:5:TYR:H	2.13	0.43
2:T:-17:ILE:HG12	2:T:-16:SER:H	1.83	0.43
2:J:301:ALA:HB2	2:J:333:LYS:CE	2.49	0.43
2:G:301:ALA:CB	2:G:333:LYS:HZ2	2.31	0.43

Continued on next page...

Continued from previous page...

Atom-1	Atom-2	Interatomic distance (Å)	Clash overlap (Å)
2:P:-26:GLN:C	2:P:-24:PRO:HD3	2.39	0.43
1:A:234:LEU:C	1:A:235:VAL:CG2	2.86	0.43
1:A:234:LEU:C	1:A:235:VAL:HG23	2.38	0.43
2:E:320:SER:HB2	2:E:331:VAL:HG21	2.00	0.43
2:C:366:TYR:CD2	2:C:374:LEU:HD13	2.54	0.43
2:X:388:ARG:HB2	2:X:388:ARG:HE	1.41	0.43
2:2:-5:GLN:HB2	2:2:-5:GLN:HE21	1.66	0.43
2:2:338:ASP:OD1	2:2:338:ASP:C	2.57	0.43
2:C:473:ASP:OD2	2:R:452:LYS:NZ	2.35	0.43
2:H:-6:ALA:HA	2:H:-5:GLN:HB2	1.42	0.43
1:U:29:SER:H	1:U:44:GLU:CG	2.31	0.43
2:N:301:ALA:CB	2:N:333:LYS:CD	2.96	0.43
1:U:150:GLU:CG	1:U:154:VAL:HG22	2.43	0.43
1:A:170:SER:OG	1:A:183:ILE:CG2	2.67	0.43
2:R:-30:PHE:CE2	2:Z:-38:VAL:HG21	2.53	0.43
1:A:182:ARG:HH12	1:A:235:VAL:HA	1.84	0.43
2:J:374:LEU:HD11	1:S:89:TYR:CD1	2.54	0.43
2:E:486:LEU:N	2:E:486:LEU:HD12	2.33	0.43
2:X:-23:GLU:HG2	2:X:-22:LEU:N	2.34	0.43
1:Q:67:LYS:HG2	1:Q:69:ASN:HD21	1.84	0.43
2:E:-3:PRO:O	2:E:348:THR:HA	2.19	0.43
2:Z:348:THR:OG1	2:Z:351:VAL:CG2	2.66	0.43
2:J:308:TYR:C	2:J:308:TYR:CD1	2.91	0.43
2:T:332:ARG:CB	2:T:332:ARG:HH11	2.30	0.43
1:S:19:LEU:HD23	1:S:19:LEU:O	2.18	0.43
2:H:457:VAL:HG13	2:H:463:GLY:CA	2.48	0.43
1:Q:172:ALA:HB2	1:Q:183:ILE:CD1	2.48	0.43
1:O:8:SER:HA	1:O:9:PRO:HD2	1.75	0.43
1:A:28:LYS:HB2	1:A:52:LYS:HZ2	1.83	0.43
2:C:-26:GLN:CG	2:H:-39:ALA:HB1	2.49	0.43
1:1:173:GLU:CB	1:1:174:ASN:OD1	2.66	0.43
1:U:204:GLY:O	1:U:207:SER:N	2.35	0.43
2:V:-32:THR:HG22	2:V:-28:ARG:CZ	2.49	0.43
2:C:430:ASN:ND2	2:C:431:ILE:O	2.51	0.43
1:S:161:GLU:N	1:S:162:PRO:HD2	2.33	0.43
2:L:523:GLY:O	2:L:524:ALA:HB2	2.19	0.43
1:Y:116:LYS:NZ	1:Y:119:GLU:OE2	2.42	0.43
1:S:204:GLY:O	1:S:207:SER:N	2.41	0.43
2:L:343:THR:HG22	2:L:404:LEU:CD1	2.49	0.43
1:D:225:ILE:HG21	1:D:233:LEU:CD2	2.49	0.42
1:D:19:LEU:C	1:D:19:LEU:HD23	2.40	0.42

Continued on next page...

Continued from previous page...

Atom-1	Atom-2	Interatomic distance (Å)	Clash overlap (Å)
1:I:30:VAL:HG22	1:I:52:LYS:HZ3	1.84	0.42
1:M:12:ALA:O	1:M:16:ARG:CG	2.65	0.42
1:D:59:ARG:CD	1:D:129:HIS:HA	2.44	0.42
2:J:382:ARG:HH21	2:J:385:ILE:HD13	1.83	0.42
1:K:140:ARG:C	1:K:141:ILE:HD12	2.39	0.42
1:I:33:LEU:CD1	1:I:33:LEU:O	2.65	0.42
1:F:56:LEU:HD23	1:F:56:LEU:HA	1.89	0.42
2:H:345:ILE:HB	2:H:352:ALA:HB1	2.00	0.42
2:E:406:GLY:O	2:E:419:ARG:N	2.46	0.42
2:R:423:PHE:CE1	2:R:429:TRP:HB3	2.54	0.42
1:K:32:ALA:O	1:K:153:PHE:HA	2.19	0.42
1:S:174:ASN:HD22	1:S:174:ASN:N	2.16	0.42
2:L:464:LEU:O	2:L:464:LEU:HG	2.19	0.42
1:Q:173:GLU:O	1:Q:174:ASN:CB	2.66	0.42
1:D:3:PHE:HZ	1:F:6:PHE:HZ	1.49	0.42
2:H:-27:ARG:CG	2:H:-26:GLN:CD	2.84	0.42
2:E:-28:ARG:NH2	2:E:-21:LEU:HD23	2.33	0.42
1:U:28:LYS:HB3	1:U:44:GLU:HG3	2.01	0.42
1:I:150:GLU:HA	1:I:151:PRO:HD3	1.88	0.42
1:S:167:LEU:O	1:S:171:TYR:N	2.51	0.42
1:S:32:ALA:O	1:S:153:PHE:HA	2.19	0.42
2:T:423:PHE:CE1	2:T:429:TRP:HB3	2.54	0.42
1:Y:29:SER:H	1:Y:44:GLU:CG	2.32	0.42
1:D:207:SER:O	1:D:208:LEU:CD1	2.38	0.42
1:B:30:VAL:HG13	1:B:43:ALA:CB	2.25	0.42
1:D:30:VAL:HG22	1:D:52:LYS:NZ	2.34	0.42
1:I:217:ARG:NH2	1:I:223:ARG:NE	2.66	0.42
2:N:332:ARG:HH11	2:N:332:ARG:CB	2.30	0.42
2:C:417:ALA:O	2:C:419:ARG:HG2	2.19	0.42
2:J:-33:PHE:CE1	2:J:-29:LEU:HD13	2.53	0.42
1:U:40:LEU:CD1	1:U:212:VAL:HG12	2.49	0.42
1:F:152:HIS:HB3	1:F:171:TYR:CZ	2.54	0.42
1:Y:19:LEU:HD23	1:Y:19:LEU:C	2.40	0.42
1:S:69:ASN:HD22	1:S:69:ASN:H	1.68	0.42
1:U:10:GLU:HG2	1:U:14:ARG:NH2	2.34	0.42
1:I:26:ARG:CG	1:I:26:ARG:O	2.66	0.42
1:K:16:ARG:HG3	1:M:9:PRO:CG	2.49	0.42
1:F:150:GLU:CG	1:F:154:VAL:HG22	2.45	0.42
1:I:33:LEU:HD12	1:I:40:LEU:HB3	2.01	0.42
1:A:115:ALA:HB3	1:B:112:THR:HG22	2.01	0.42
2:C:-4:LEU:HD22	2:H:426:ALA:HB2	2.02	0.42

Continued on next page...

Continued from previous page...

Atom-1	Atom-2	Interatomic distance (Å)	Clash overlap (Å)
2:H:506:PRO:O	2:H:509:ARG:HB3	2.19	0.42
1:U:32:ALA:HA	1:U:40:LEU:O	2.19	0.42
2:E:312:VAL:HG12	2:E:497:ILE:HB	2.01	0.42
2:R:399:LEU:HD11	2:R:401:LEU:HD13	2.01	0.42
2:N:476:ASP:O	2:P:329:ARG:NH2	2.52	0.42
1:Q:48:ARG:HG2	1:Q:48:ARG:O	2.19	0.42
1:D:224:ARG:HH11	1:D:224:ARG:HG2	1.84	0.42
1:O:26:ARG:O	1:O:26:ARG:CG	2.67	0.42
2:J:521:ARG:HA	2:J:521:ARG:HD3	1.87	0.42
1:I:8:SER:O	1:I:11:GLN:HG2	2.19	0.42
2:P:-28:ARG:HG2	2:P:-21:LEU:HD23	1.99	0.42
1:A:28:LYS:H	1:A:28:LYS:CE	2.32	0.42
1:M:152:HIS:NE2	1:M:173:GLU:OE2	2.48	0.42
2:J:-17:ILE:CD1	2:J:392:ALA:HB1	2.49	0.42
2:2:308:TYR:CE2	2:2:311:GLY:HA3	2.51	0.42
2:P:-17:ILE:HG21	2:P:396:GLN:CD	2.39	0.42
1:A:234:LEU:O	1:A:235:VAL:CG2	2.68	0.42
2:C:418:GLY:O	2:C:419:ARG:NH1	2.52	0.42
2:N:350:ALA:O	2:N:354:GLU:HG2	2.19	0.42
2:X:-28:ARG:O	2:X:-24:PRO:HG3	2.19	0.42
2:V:-29:LEU:HD12	2:V:-29:LEU:HA	1.72	0.42
1:K:213:LEU:HD23	1:K:213:LEU:HA	1.89	0.42
1:U:26:ARG:HB2	1:U:26:ARG:NH1	2.34	0.42
1:D:233:LEU:CD1	1:D:233:LEU:H	2.32	0.42
1:D:3:PHE:HE1	1:F:6:PHE:HE2	1.52	0.42
1:U:30:VAL:HG22	1:U:52:LYS:NZ	2.35	0.42
2:P:-21:LEU:O	2:V:388:ARG:NH1	2.53	0.42
2:N:-21:LEU:HG	2:N:-20:PRO:HD2	2.00	0.42
2:G:-17:ILE:C	2:G:-17:ILE:CD1	2.88	0.42
1:I:10:GLU:O	1:I:14:ARG:HB2	2.20	0.42
2:V:415:GLN:OE1	2:V:415:GLN:CA	2.67	0.42
1:O:87:TYR:OH	2:P:358:LEU:HB2	2.20	0.42
2:E:433:GLU:H	2:E:433:GLU:HG2	1.67	0.42
2:G:486:LEU:CD1	2:G:486:LEU:N	2.82	0.42
2:H:-23:GLU:HB3	2:P:-28:ARG:HH22	1.83	0.42
1:I:18:GLU:OE2	1:I:21:ARG:NE	2.52	0.42
1:W:150:GLU:CG	1:W:154:VAL:HG22	2.46	0.42
1:B:150:GLU:CG	1:B:154:VAL:HG22	2.47	0.42
1:D:152:HIS:HB3	1:D:171:TYR:CZ	2.55	0.42
2:T:301:ALA:HB2	2:T:333:LYS:CE	2.46	0.42
2:H:-30:PHE:HZ	2:P:-38:VAL:CG2	2.32	0.42

Continued on next page...

Continued from previous page...

Atom-1	Atom-2	Interatomic distance (Å)	Clash overlap (Å)
2:T:-21:LEU:HA	2:T:-21:LEU:HD23	1.72	0.42
1:Y:217:ARG:HD3	1:Y:218:PRO:CD	2.49	0.42
1:U:74:LEU:HD23	1:U:122:LEU:HD21	2.01	0.42
2:L:376:PHE:CE2	2:L:380:ILE:HD11	2.55	0.42
2:V:423:PHE:CE1	2:V:429:TRP:HB3	2.54	0.42
2:2:401:LEU:HD12	2:2:401:LEU:HA	1.87	0.42
1:M:35:TYR:N	1:M:38:GLY:O	2.49	0.42
2:L:308:TYR:CE2	2:L:311:GLY:HA3	2.55	0.42
2:E:-4:LEU:O	2:E:-2:HIS:CD2	2.58	0.42
2:L:-38:VAL:HG12	2:L:-37:ASP:N	2.33	0.42
1:U:89:TYR:CE1	2:2:382:ARG:HD2	2.54	0.42
1:U:16:ARG:HH11	1:U:117:PRO:HD3	1.85	0.42
1:W:33:LEU:HB3	1:W:153:PHE:HB3	2.01	0.42
1:I:130:TYR:CG	1:I:218:PRO:HA	2.55	0.42
2:G:366:TYR:CD2	2:G:374:LEU:HD13	2.55	0.42
2:Z:433:GLU:CA	2:Z:433:GLU:OE1	2.67	0.42
1:I:8:SER:O	1:I:11:GLN:N	2.53	0.42
1:O:29:SER:OG	1:O:157:GLY:O	2.37	0.42
2:E:515:ARG:O	2:E:519:GLU:HB2	2.19	0.42
1:F:224:ARG:HH11	1:F:224:ARG:HG2	1.85	0.42
1:D:233:LEU:HD13	1:D:233:LEU:H	1.85	0.42
1:B:32:ALA:HA	1:B:40:LEU:O	2.19	0.42
1:U:167:LEU:O	1:U:171:TYR:N	2.38	0.42
1:W:16:ARG:NH2	1:W:114:GLN:O	2.51	0.42
2:L:-22:LEU:H	2:L:-22:LEU:CD2	2.31	0.42
2:E:407:TYR:CD1	2:E:417:ALA:HB3	2.51	0.42
2:X:319:ARG:CG	2:X:320:SER:N	2.82	0.42
1:M:155:VAL:C	1:M:156:MET:HG3	2.39	0.42
1:Q:224:ARG:HG2	1:Q:224:ARG:NH1	2.34	0.42
2:J:457:VAL:CG2	2:J:466:VAL:HG21	2.49	0.42
1:A:83:ASP:OD2	2:H:365:HIS:ND1	2.38	0.42
2:2:416:SER:O	2:2:419:ARG:CZ	2.68	0.42
2:H:301:ALA:HB1	2:H:333:LYS:HD3	2.02	0.42
1:K:163:ILE:HG23	1:K:187:ALA:O	2.20	0.42
1:K:191:GLY:O	1:K:192:SER:C	2.58	0.42
1:S:224:ARG:HG2	1:S:224:ARG:NH1	2.34	0.42
1:S:26:ARG:O	1:S:26:ARG:CG	2.68	0.42
2:G:383:LEU:O	2:G:387:VAL:HG23	2.20	0.42
2:E:-28:ARG:CZ	2:E:-21:LEU:CD2	2.90	0.41
1:O:164:ALA:O	1:O:167:LEU:HB2	2.20	0.41
1:A:27:ALA:HB1	1:A:28:LYS:HE2	2.02	0.41

Continued on next page...

Continued from previous page...

Atom-1	Atom-2	Interatomic distance (Å)	Clash overlap (Å)
1:Q:28:LYS:HB3	1:Q:44:GLU:HG3	2.02	0.41
2:X:308:TYR:CE2	2:X:311:GLY:HA3	2.53	0.41
2:R:521:ARG:O	2:R:522:SER:HB3	2.19	0.41
1:I:35:TYR:CE1	1:I:37:GLY:CA	2.98	0.41
2:J:332:ARG:CB	2:J:332:ARG:HH11	2.32	0.41
1:K:26:ARG:CZ	1:K:26:ARG:HB2	2.49	0.41
1:I:188:LEU:O	1:I:189:ARG:C	2.59	0.41
1:D:29:SER:H	1:D:44:GLU:CG	2.33	0.41
2:V:320:SER:HB2	2:V:331:VAL:HG21	2.01	0.41
2:E:465:ARG:HG3	2:E:513:LEU:HD11	2.01	0.41
2:E:415:GLN:HE21	2:E:415:GLN:N	2.18	0.41
1:M:35:TYR:CE1	1:M:37:GLY:N	2.88	0.41
2:R:308:TYR:CE2	2:R:311:GLY:C	2.94	0.41
2:V:-38:VAL:HG13	2:V:-38:VAL:O	2.20	0.41
1:S:155:VAL:CG2	1:S:167:LEU:HD12	2.51	0.41
1:W:14:ARG:CG	1:W:14:ARG:NH1	2.80	0.41
2:C:-4:LEU:CD1	2:C:398:LEU:CD1	2.97	0.41
2:Z:413:ASP:HA	2:Z:414:PRO:HD2	1.85	0.41
2:E:358:LEU:HD23	2:E:386:MET:HE1	2.01	0.41
1:O:142:THR:OG1	1:O:144:ASP:HB3	2.20	0.41
1:U:26:ARG:HG2	1:U:26:ARG:O	2.20	0.41
1:Y:226:THR:CG2	3:Y:252:HOH:O	2.68	0.41
1:A:172:ALA:HB3	1:A:175:ALA:HB2	2.03	0.41
2:L:-32:THR:HG22	2:L:-31:ASP:N	2.36	0.41
2:L:491:PHE:HB3	2:L:492:PRO:HD2	2.02	0.41
2:2:345:ILE:HB	2:2:352:ALA:HB1	2.01	0.41
2:T:-36:LEU:HD21	1:I:84:THR:HG22	2.02	0.41
2:X:419:ARG:HH11	2:X:419:ARG:HG2	1.84	0.41
1:B:178:THR:CA	1:B:233:LEU:CD2	2.82	0.41
2:X:301:ALA:HB1	2:X:333:LYS:NZ	2.24	0.41
1:S:28:LYS:HE3	1:S:28:LYS:H	1.85	0.41
1:A:9:PRO:CD	1:A:10:GLU:H	2.32	0.41
2:R:521:ARG:HA	2:R:521:ARG:HD3	1.82	0.41
1:M:59:ARG:NH1	1:M:128:ALA:O	2.36	0.41
1:F:8:SER:O	1:F:11:GLN:HB3	2.19	0.41
2:J:-38:VAL:CG1	2:J:-38:VAL:O	2.67	0.41
2:L:-20:PRO:O	2:L:-19:ALA:CB	2.66	0.41
1:A:161:GLU:CD	1:A:161:GLU:N	2.73	0.41
1:U:40:LEU:CD1	1:U:212:VAL:CG1	2.98	0.41
1:U:26:ARG:CG	1:U:26:ARG:O	2.68	0.41
2:N:391:LEU:O	2:N:395:MET:HG2	2.19	0.41

Continued on next page...

Continued from previous page...

Atom-1	Atom-2	Interatomic distance (Å)	Clash overlap (Å)
2:J:419:ARG:HG2	2:J:419:ARG:NH1	2.35	0.41
1:S:107:LEU:HD23	1:S:107:LEU:HA	1.94	0.41
1:D:234:LEU:HD12	1:D:234:LEU:N	2.35	0.41
2:L:-27:ARG:O	2:L:-26:GLN:OE1	2.38	0.41
1:I:150:GLU:HA	1:I:151:PRO:HD3	1.89	0.41
1:I:150:GLU:CG	1:I:154:VAL:HG22	2.44	0.41
1:I:233:LEU:HD12	1:I:233:LEU:HA	1.61	0.41
2:R:401:LEU:HA	2:R:401:LEU:HD12	1.79	0.41
2:J:419:ARG:HG2	2:J:419:ARG:HH11	1.86	0.41
1:O:110:ILE:HG23	1:O:114:GLN:HG3	2.01	0.41
2:P:347:GLY:HA3	2:P:399:LEU:O	2.21	0.41
2:L:453:LEU:HB3	2:L:466:VAL:HG22	2.03	0.41
2:C:310:GLY:HA2	2:C:415:GLN:HA	2.01	0.41
2:E:521:ARG:C	2:E:523:GLY:H	2.23	0.41
2:Z:486:LEU:CD1	2:Z:486:LEU:N	2.84	0.41
1:M:7:ILE:HD11	1:W:5:TYR:HB2	2.02	0.41
1:I:8:SER:N	1:I:11:GLN:HG3	2.34	0.41
1:U:5:TYR:N	1:U:5:TYR:CD1	2.87	0.41
1:B:28:LYS:CE	1:B:52:LYS:HE3	2.49	0.41
2:V:388:ARG:O	2:V:388:ARG:HG2	2.20	0.41
1:M:129:HIS:HE1	3:M:253:HOH:O	2.04	0.41
1:K:33:LEU:HD13	1:K:33:LEU:O	2.20	0.41
1:K:150:GLU:CG	1:K:154:VAL:HG22	2.47	0.41
1:K:56:LEU:HD23	1:K:56:LEU:HA	1.88	0.41
1:Y:26:ARG:HB2	1:Y:26:ARG:HE	1.75	0.41
1:F:51:GLN:NE2	1:W:97:ARG:NH2	2.68	0.41
2:P:-21:LEU:HA	2:P:-21:LEU:HD12	1.81	0.41
2:P:-28:ARG:HG3	2:P:-21:LEU:HD21	2.00	0.41
2:X:331:VAL:HG13	2:X:349:ALA:CA	2.50	0.41
1:A:33:LEU:HD11	1:A:40:LEU:HD23	2.03	0.41
1:U:150:GLU:HA	1:U:151:PRO:HD3	1.88	0.41
1:A:47:SER:OG	1:A:50:LEU:HG	2.20	0.41
1:Q:10:GLU:OE2	1:Q:10:GLU:HA	2.21	0.41
1:K:7:ILE:CD1	1:M:8:SER:HA	2.51	0.41
1:W:16:ARG:HH11	1:W:117:PRO:HD3	1.79	0.41
1:S:16:ARG:NH2	1:S:114:GLN:O	2.50	0.41
1:A:59:ARG:NH2	1:A:217:ARG:O	2.47	0.41
2:J:375:THR:HG21	1:S:92:ARG:HB3	2.02	0.41
1:A:163:ILE:O	1:A:167:LEU:HB2	2.19	0.41
1:A:54:SER:CB	1:A:75:ARG:HD2	2.51	0.41
2:N:491:PHE:HB3	2:N:492:PRO:HD2	2.02	0.41

Continued on next page...

Continued from previous page...

Atom-1	Atom-2	Interatomic distance (Å)	Clash overlap (Å)
1:M:174:ASN:OD1	1:M:174:ASN:N	2.54	0.41
1:Y:107:LEU:HA	1:Y:107:LEU:HD23	1.94	0.41
1:F:213:LEU:HA	1:F:213:LEU:HD23	1.88	0.41
1:M:208:LEU:HD12	1:M:208:LEU:HA	1.78	0.41
1:B:11:GLN:HG3	1:B:14:ARG:HH12	1.86	0.41
1:1:8:SER:N	1:1:11:GLN:CG	2.79	0.41
1:U:8:SER:H	1:1:5:TYR:C	2.23	0.41
2:C:409:ILE:CG1	2:C:410:HIS:CE1	3.04	0.41
2:P:-26:GLN:HB3	2:V:-38:VAL:HG12	2.03	0.41
2:L:308:TYR:OH	2:L:496:ILE:HD11	2.21	0.41
1:A:235:VAL:HG12	1:A:235:VAL:O	2.20	0.41
1:M:22:LYS:O	1:M:25:ALA:HB3	2.21	0.41
1:B:161:GLU:N	1:B:162:PRO:HD2	2.35	0.41
1:O:161:GLU:N	1:O:161:GLU:CD	2.74	0.41
2:N:486:LEU:HD12	2:N:486:LEU:N	2.35	0.41
2:P:318:ARG:HD3	2:P:493:THR:HG23	2.03	0.41
1:D:149:ASP:OD2	1:Q:47:SER:OG	2.38	0.41
2:V:444:LEU:HB2	3:V:47:HOH:O	2.19	0.41
1:W:167:LEU:HD12	1:W:167:LEU:HA	1.57	0.41
1:B:35:TYR:HE1	1:B:37:GLY:HA3	1.58	0.41
1:D:11:GLN:CD	1:Q:5:TYR:HD1	2.24	0.41
1:S:8:SER:HB3	1:S:11:GLN:CB	2.51	0.41
1:D:28:LYS:HE3	1:D:28:LYS:H	1.86	0.41
1:O:150:GLU:HA	1:O:151:PRO:HD3	1.87	0.41
1:M:163:ILE:CD1	1:M:191:GLY:HA3	2.43	0.41
1:O:59:ARG:NH1	1:O:128:ALA:O	2.39	0.41
1:Q:233:LEU:HD23	1:Q:233:LEU:HA	1.73	0.41
2:P:-23:GLU:HG2	2:P:-22:LEU:HG	2.02	0.41
2:C:-4:LEU:HD13	2:C:398:LEU:HD11	2.03	0.41
2:R:-23:GLU:HB2	2:Z:-28:ARG:NH2	2.36	0.41
2:N:350:ALA:O	2:N:353:VAL:CG1	2.69	0.41
2:C:388:ARG:HG3	2:C:426:ALA:O	2.21	0.41
1:O:114:GLN:O	1:O:115:ALA:C	2.58	0.41
2:T:367:GLU:O	2:T:371:GLY:N	2.53	0.41
1:D:32:ALA:O	1:D:153:PHE:HA	2.21	0.41
2:Z:498:ASP:OD1	2:Z:498:ASP:C	2.59	0.41
1:S:45:ASN:HA	1:S:46:PRO:HD2	1.89	0.41
1:B:30:VAL:HG22	1:B:52:LYS:HZ3	1.86	0.41
1:U:234:LEU:N	1:U:234:LEU:CD1	2.84	0.41
2:P:308:TYR:CE2	2:P:496:ILE:HD11	2.56	0.41
2:X:382:ARG:HH21	2:X:385:ILE:HD12	1.69	0.41

Continued on next page...

Continued from previous page...

Atom-1	Atom-2	Interatomic distance (Å)	Clash overlap (Å)
1:F:59:ARG:NH2	1:F:217:ARG:O	2.51	0.41
1:W:15:GLU:OE2	1:Y:9:PRO:HB2	2.21	0.41
1:O:93:ASP:OD1	2:V:375:THR:HG23	2.21	0.41
2:E:374:LEU:HD11	1:K:89:TYR:CD1	2.56	0.41
2:R:320:SER:HB2	2:R:331:VAL:HG21	2.02	0.41
1:I:67:LYS:HG2	1:I:69:ASN:ND2	2.35	0.41
2:X:-22:LEU:HD12	2:X:-22:LEU:HA	1.81	0.41
1:O:74:LEU:HD23	1:O:122:LEU:HD21	2.03	0.41
2:V:312:VAL:HG12	2:V:497:ILE:HB	2.03	0.41
1:M:20:ALA:O	1:M:24:ILE:HG13	2.21	0.41
1:K:73:ASN:ND2	1:M:105:GLN:NE2	2.70	0.41
1:A:7:ILE:CD1	1:A:15:GLU:CD	2.89	0.40
1:M:152:HIS:CG	1:M:171:TYR:CE2	3.09	0.40
2:N:-20:PRO:CG	2:N:-19:ALA:N	2.84	0.40
1:Y:59:ARG:CD	1:Y:129:HIS:HA	2.44	0.40
1:1:33:LEU:HD12	1:1:40:LEU:HB3	2.00	0.40
1:S:152:HIS:CB	1:S:171:TYR:CE2	3.01	0.40
1:1:112:THR:CG2	1:1:112:THR:O	2.69	0.40
2:J:515:ARG:HG2	2:J:515:ARG:NH1	2.36	0.40
2:X:496:ILE:HG23	2:X:496:ILE:O	2.21	0.40
1:Q:140:ARG:C	1:Q:141:ILE:HD12	2.42	0.40
1:O:139:TYR:HA	1:O:148:ALA:O	2.20	0.40
1:Q:123:CYS:HA	1:Q:139:TYR:O	2.22	0.40
2:V:351:VAL:HG12	2:V:400:ALA:HB2	2.02	0.40
2:R:424:ASP:C	2:R:424:ASP:OD1	2.59	0.40
2:Z:301:ALA:O	2:Z:440:GLY:HA3	2.21	0.40
2:N:301:ALA:HB2	2:N:333:LYS:CE	2.50	0.40
2:X:350:ALA:HA	2:X:353:VAL:HG12	2.03	0.40
1:W:10:GLU:CG	1:W:14:ARG:HH12	2.31	0.40
2:X:-32:THR:CG2	2:X:-31:ASP:N	2.84	0.40
1:K:167:LEU:HA	1:K:167:LEU:HD23	1.58	0.40
1:I:161:GLU:N	1:I:161:GLU:CD	2.73	0.40
1:Q:161:GLU:CD	1:Q:161:GLU:N	2.74	0.40
2:X:338:ASP:OD2	2:X:341:THR:OG1	2.30	0.40
1:Y:15:GLU:O	1:Y:19:LEU:N	2.44	0.40
1:S:67:LYS:HG2	1:S:69:ASN:ND2	2.36	0.40
1:B:130:TYR:HE1	1:B:216:ASN:O	2.04	0.40
2:X:-25:ALA:N	2:X:-24:PRO:HD3	2.36	0.40
1:B:54:SER:CB	1:B:75:ARG:HD2	2.51	0.40
1:U:142:THR:OG1	1:U:144:ASP:HB3	2.21	0.40
2:P:312:VAL:HG12	2:P:497:ILE:HB	2.03	0.40

Continued on next page...

Continued from previous page...

Atom-1	Atom-2	Interatomic distance (Å)	Clash overlap (Å)
2:V:359:TYR:CE1	2:V:383:LEU:HB2	2.56	0.40
2:Z:391:LEU:O	2:Z:395:MET:HG2	2.21	0.40
2:H:471:LEU:HA	2:H:471:LEU:HD12	1.93	0.40
1:S:35:TYR:HD1	1:S:37:GLY:H	1.50	0.40
1:Q:167:LEU:HD23	1:Q:167:LEU:HA	1.85	0.40
1:A:16:ARG:NH2	1:A:114:GLN:O	2.39	0.40
1:W:11:GLN:O	1:W:15:GLU:HG3	2.21	0.40
1:I:32:ALA:HA	1:I:40:LEU:O	2.21	0.40
2:P:-17:ILE:CG2	2:P:396:GLN:OE1	2.68	0.40
1:U:98:GLN:HG2	2:2:370:GLU:OE1	2.22	0.40
2:C:-4:LEU:CD2	2:H:426:ALA:HB2	2.51	0.40
2:Z:302:THR:N	2:Z:317:ASP:OD2	2.35	0.40
2:Z:421:VAL:HG22	2:Z:431:ILE:HG12	2.03	0.40
1:I:123:CYS:HA	1:I:139:TYR:O	2.22	0.40
1:Q:87:TYR:O	2:R:357:ARG:NH1	2.54	0.40
2:V:-22:LEU:HD12	2:V:-22:LEU:HA	1.86	0.40
1:Q:173:GLU:O	1:Q:174:ASN:OD1	2.40	0.40
1:A:4:PRO:HB3	1:B:11:GLN:CD	2.41	0.40
1:O:9:PRO:O	1:O:13:MET:HG2	2.21	0.40
1:A:44:GLU:C	1:A:45:ASN:HD22	2.24	0.40
1:D:189:ARG:O	1:D:192:SER:N	2.55	0.40
1:U:112:THR:HG23	1:I:115:ALA:HB3	2.03	0.40
1:Q:40:LEU:HD13	1:Q:212:VAL:HG11	2.03	0.40
1:B:59:ARG:NH1	1:B:128:ALA:O	2.36	0.40
2:P:301:ALA:CB	2:P:333:LYS:HZ3	2.25	0.40
1:K:150:GLU:HA	1:K:151:PRO:HD3	1.86	0.40
1:Y:11:GLN:HG2	1:Y:14:ARG:HH12	1.86	0.40
1:Y:14:ARG:O	1:Y:18:GLU:HG2	2.21	0.40
2:J:375:THR:HG23	1:S:93:ASP:OD1	2.21	0.40
1:K:161:GLU:CD	1:K:161:GLU:N	2.75	0.40
1:Y:32:ALA:O	1:Y:153:PHE:HA	2.22	0.40
1:K:224:ARG:HG2	1:K:224:ARG:NH1	2.36	0.40
1:Y:56:LEU:HD23	1:Y:56:LEU:HA	1.91	0.40
2:N:349:ALA:O	2:N:353:VAL:HG12	2.21	0.40
2:2:319:ARG:CG	2:2:320:SER:N	2.85	0.40
1:A:84:THR:HG22	2:P:-36:LEU:HD11	2.02	0.40
1:W:67:LYS:HG2	1:W:69:ASN:HD21	1.86	0.40
1:Y:186:ALA:O	1:Y:189:ARG:CG	2.70	0.40
2:G:338:ASP:OD1	2:G:338:ASP:C	2.59	0.40
2:R:486:LEU:CD1	2:R:486:LEU:N	2.84	0.40
2:2:513:LEU:HA	2:2:513:LEU:HD12	1.78	0.40

Continued on next page...

Continued from previous page...

Atom-1	Atom-2	Interatomic distance (Å)	Clash overlap (Å)
2:T:471:LEU:HD12	2:T:471:LEU:HA	1.95	0.40
1:B:33:LEU:HD12	1:B:40:LEU:HB3	2.01	0.40
1:D:30:VAL:HG22	1:D:52:LYS:HZ3	1.86	0.40
1:I:35:TYR:CE2	1:I:38:GLY:N	2.89	0.40
1:A:33:LEU:O	1:A:33:LEU:CD1	2.69	0.40
2:G:428:GLY:HA2	2:X:350:ALA:CB	2.49	0.40
2:G:353:VAL:HG13	2:G:354:GLU:N	2.36	0.40
1:M:56:LEU:HD23	1:M:56:LEU:HA	1.91	0.40
1:S:225:ILE:HG21	1:S:233:LEU:HD12	2.04	0.40
2:L:509:ARG:HD2	2:L:509:ARG:O	2.22	0.40
2:E:-29:LEU:O	2:E:-25:ALA:C	2.60	0.40
1:M:67:LYS:HG2	1:M:69:ASN:ND2	2.36	0.40
1:D:29:SER:N	1:D:44:GLU:OE1	2.50	0.40
1:U:139:TYR:HA	1:U:148:ALA:O	2.21	0.40
1:F:70:GLU:HG2	1:F:118:TYR:CZ	2.56	0.40
1:M:205:VAL:HG23	1:M:234:LEU:CD1	2.51	0.40
2:X:457:VAL:HG12	2:X:457:VAL:O	2.20	0.40

There are no symmetry-related clashes.

5.3 Torsion angles ⓘ

5.3.1 Protein backbone ⓘ

In the following table, the Percentiles column shows the percent Ramachandran outliers of the chain as a percentile score with respect to all X-ray entries followed by that with respect to entries of similar resolution.

The Analysed column shows the number of residues for which the backbone conformation was analysed, and the total number of residues.

Mol	Chain	Analysed	Favoured	Allowed	Outliers	Percentiles	
1	1	215/248 (87%)	204 (95%)	10 (5%)	1 (0%)	34	55
1	A	218/248 (88%)	208 (95%)	10 (5%)	0	100	100
1	B	216/248 (87%)	205 (95%)	11 (5%)	0	100	100
1	D	218/248 (88%)	202 (93%)	16 (7%)	0	100	100
1	F	217/248 (88%)	208 (96%)	9 (4%)	0	100	100
1	I	213/248 (86%)	204 (96%)	9 (4%)	0	100	100
1	K	217/248 (88%)	206 (95%)	11 (5%)	0	100	100

Continued on next page...

Continued from previous page...

Mol	Chain	Analysed	Favoured	Allowed	Outliers	Percentiles	
1	M	220/248 (89%)	215 (98%)	5 (2%)	0	100	100
1	O	214/248 (86%)	202 (94%)	12 (6%)	0	100	100
1	Q	218/248 (88%)	205 (94%)	13 (6%)	0	100	100
1	S	215/248 (87%)	202 (94%)	13 (6%)	0	100	100
1	U	217/248 (88%)	203 (94%)	14 (6%)	0	100	100
1	W	217/248 (88%)	205 (94%)	11 (5%)	1 (0%)	34	55
1	Y	220/248 (89%)	212 (96%)	8 (4%)	0	100	100
2	2	242/291 (83%)	241 (100%)	1 (0%)	0	100	100
2	C	246/291 (84%)	241 (98%)	5 (2%)	0	100	100
2	E	244/291 (84%)	239 (98%)	5 (2%)	0	100	100
2	G	247/291 (85%)	246 (100%)	1 (0%)	0	100	100
2	H	244/291 (84%)	239 (98%)	5 (2%)	0	100	100
2	J	248/291 (85%)	245 (99%)	3 (1%)	0	100	100
2	L	247/291 (85%)	240 (97%)	6 (2%)	1 (0%)	39	61
2	N	248/291 (85%)	244 (98%)	4 (2%)	0	100	100
2	P	246/291 (84%)	244 (99%)	2 (1%)	0	100	100
2	R	242/291 (83%)	240 (99%)	2 (1%)	0	100	100
2	T	246/291 (84%)	243 (99%)	3 (1%)	0	100	100
2	V	245/291 (84%)	244 (100%)	1 (0%)	0	100	100
2	X	245/291 (84%)	244 (100%)	1 (0%)	0	100	100
2	Z	241/291 (83%)	240 (100%)	1 (0%)	0	100	100
All	All	6466/7546 (86%)	6271 (97%)	192 (3%)	3 (0%)	100	100

All (3) Ramachandran outliers are listed below:

Mol	Chain	Res	Type
1	W	4	PRO
2	L	-19	ALA
1	1	7	ILE

5.3.2 Protein sidechains ⓘ

In the following table, the Percentiles column shows the percent sidechain outliers of the chain as a percentile score with respect to all X-ray entries followed by that with respect to entries of similar

resolution.

The Analysed column shows the number of residues for which the sidechain conformation was analysed, and the total number of residues.

Mol	Chain	Analysed	Rotameric	Outliers	Percentiles	
1	1	168/192 (88%)	150 (89%)	18 (11%)	8	15
1	A	171/192 (89%)	157 (92%)	14 (8%)	14	27
1	B	168/192 (88%)	152 (90%)	16 (10%)	11	20
1	D	171/192 (89%)	157 (92%)	14 (8%)	14	27
1	F	170/192 (88%)	155 (91%)	15 (9%)	12	23
1	I	167/192 (87%)	151 (90%)	16 (10%)	10	19
1	K	170/192 (88%)	154 (91%)	16 (9%)	11	20
1	M	173/192 (90%)	157 (91%)	16 (9%)	11	21
1	O	167/192 (87%)	153 (92%)	14 (8%)	14	25
1	Q	171/192 (89%)	152 (89%)	19 (11%)	8	14
1	S	168/192 (88%)	154 (92%)	14 (8%)	14	26
1	U	170/192 (88%)	153 (90%)	17 (10%)	9	18
1	W	170/192 (88%)	153 (90%)	17 (10%)	9	18
1	Y	173/192 (90%)	155 (90%)	18 (10%)	9	16
2	2	186/216 (86%)	175 (94%)	11 (6%)	24	44
2	C	188/216 (87%)	176 (94%)	12 (6%)	22	39
2	E	185/216 (86%)	168 (91%)	17 (9%)	11	21
2	G	188/216 (87%)	177 (94%)	11 (6%)	24	44
2	H	186/216 (86%)	178 (96%)	8 (4%)	35	61
2	J	189/216 (88%)	179 (95%)	10 (5%)	28	50
2	L	188/216 (87%)	175 (93%)	13 (7%)	19	35
2	N	189/216 (88%)	178 (94%)	11 (6%)	25	45
2	P	188/216 (87%)	174 (93%)	14 (7%)	17	31
2	R	184/216 (85%)	175 (95%)	9 (5%)	31	55
2	T	189/216 (88%)	176 (93%)	13 (7%)	19	35
2	V	186/216 (86%)	178 (96%)	8 (4%)	35	61
2	X	188/216 (87%)	173 (92%)	15 (8%)	15	28
2	Z	184/216 (85%)	169 (92%)	15 (8%)	14	27
All	All	4995/5712 (87%)	4604 (92%)	391 (8%)	16	29

All (391) residues with a non-rotameric sidechain are listed below:

Mol	Chain	Res	Type
1	A	13	MET
1	A	28	LYS
1	A	33	LEU
1	A	45	ASN
1	A	59	ARG
1	A	69	ASN
1	A	74	LEU
1	A	92	ARG
1	A	105	GLN
1	A	147	ILE
1	A	208	LEU
1	A	226	THR
1	A	228	SER
1	A	234	LEU
1	B	5	TYR
1	B	6	PHE
1	B	28	LYS
1	B	30	VAL
1	B	33	LEU
1	B	59	ARG
1	B	69	ASN
1	B	74	LEU
1	B	92	ARG
1	B	105	GLN
1	B	114	GLN
1	B	122	LEU
1	B	167	LEU
1	B	226	THR
1	B	228	SER
1	B	233	LEU
2	C	-22	LEU
2	C	329	ARG
2	C	338	ASP
2	C	353	VAL
2	C	363	LEU
2	C	374	LEU
2	C	381	ASN
2	C	382	ARG
2	C	398	LEU
2	C	430	ASN
2	C	434	GLU
2	C	509	ARG

Continued on next page...

Continued from previous page...

Mol	Chain	Res	Type
1	D	28	LYS
1	D	33	LEU
1	D	59	ARG
1	D	74	LEU
1	D	92	ARG
1	D	105	GLN
1	D	114	GLN
1	D	122	LEU
1	D	167	LEU
1	D	174	ASN
1	D	207	SER
1	D	212	VAL
1	D	226	THR
1	D	233	LEU
2	E	-34	SER
2	E	-26	GLN
2	E	-22	LEU
2	E	329	ARG
2	E	332	ARG
2	E	338	ASP
2	E	355	PHE
2	E	363	LEU
2	E	374	LEU
2	E	381	ASN
2	E	382	ARG
2	E	409	ILE
2	E	415	GLN
2	E	433	GLU
2	E	503	VAL
2	E	512	GLU
2	E	519	GLU
1	F	8	SER
1	F	26	ARG
1	F	33	LEU
1	F	48	ARG
1	F	59	ARG
1	F	69	ASN
1	F	74	LEU
1	F	92	ARG
1	F	105	GLN
1	F	122	LEU
1	F	167	LEU

Continued on next page...

Continued from previous page...

Mol	Chain	Res	Type
1	F	169	GLU
1	F	217	ARG
1	F	226	THR
1	F	234	LEU
2	G	-27	ARG
2	G	-17	ILE
2	G	329	ARG
2	G	363	LEU
2	G	374	LEU
2	G	382	ARG
2	G	413	ASP
2	G	431	ILE
2	G	434	GLU
2	G	503	VAL
2	G	513	LEU
2	H	-21	LEU
2	H	329	ARG
2	H	363	LEU
2	H	374	LEU
2	H	381	ASN
2	H	382	ARG
2	H	402	PRO
2	H	486	LEU
1	I	5	TYR
1	I	9	PRO
1	I	10	GLU
1	I	28	LYS
1	I	30	VAL
1	I	33	LEU
1	I	59	ARG
1	I	69	ASN
1	I	73	ASN
1	I	74	LEU
1	I	92	ARG
1	I	105	GLN
1	I	122	LEU
1	I	167	LEU
1	I	169	GLU
1	I	226	THR
2	J	-32	THR
2	J	-27	ARG
2	J	-18	SER

Continued on next page...

Continued from previous page...

Mol	Chain	Res	Type
2	J	-17	ILE
2	J	329	ARG
2	J	338	ASP
2	J	363	LEU
2	J	374	LEU
2	J	509	ARG
2	J	513	LEU
1	K	9	PRO
1	K	14	ARG
1	K	28	LYS
1	K	30	VAL
1	K	33	LEU
1	K	59	ARG
1	K	69	ASN
1	K	74	LEU
1	K	92	ARG
1	K	105	GLN
1	K	122	LEU
1	K	179	ASP
1	K	205	VAL
1	K	208	LEU
1	K	226	THR
1	K	228	SER
2	L	-32	THR
2	L	-31	ASP
2	L	-26	GLN
2	L	-21	LEU
2	L	-5	GLN
2	L	329	ARG
2	L	338	ASP
2	L	354	GLU
2	L	355	PHE
2	L	363	LEU
2	L	374	LEU
2	L	381	ASN
2	L	382	ARG
1	M	3	PHE
1	M	33	LEU
1	M	59	ARG
1	M	69	ASN
1	M	73	ASN
1	M	74	LEU

Continued on next page...

Continued from previous page...

Mol	Chain	Res	Type
1	M	92	ARG
1	M	105	GLN
1	M	122	LEU
1	M	159	THR
1	M	161	GLU
1	M	167	LEU
1	M	174	ASN
1	M	203	LEU
1	M	208	LEU
1	M	226	THR
2	N	-27	ARG
2	N	-21	LEU
2	N	-17	ILE
2	N	-4	LEU
2	N	329	ARG
2	N	338	ASP
2	N	363	LEU
2	N	374	LEU
2	N	381	ASN
2	N	382	ARG
2	N	503	VAL
1	O	7	ILE
1	O	8	SER
1	O	17	SER
1	O	51	GLN
1	O	59	ARG
1	O	69	ASN
1	O	74	LEU
1	O	92	ARG
1	O	105	GLN
1	O	122	LEU
1	O	205	VAL
1	O	208	LEU
1	O	226	THR
1	O	234	LEU
2	P	-36	LEU
2	P	-31	ASP
2	P	-26	GLN
2	P	-21	LEU
2	P	-18	SER
2	P	-5	GLN
2	P	329	ARG

Continued on next page...

Continued from previous page...

Mol	Chain	Res	Type
2	P	338	ASP
2	P	353	VAL
2	P	363	LEU
2	P	374	LEU
2	P	381	ASN
2	P	382	ARG
2	P	503	VAL
1	Q	4	PRO
1	Q	5	TYR
1	Q	28	LYS
1	Q	59	ARG
1	Q	69	ASN
1	Q	74	LEU
1	Q	92	ARG
1	Q	105	GLN
1	Q	114	GLN
1	Q	122	LEU
1	Q	171	TYR
1	Q	174	ASN
1	Q	178	THR
1	Q	189	ARG
1	Q	208	LEU
1	Q	210	VAL
1	Q	226	THR
1	Q	228	SER
1	Q	234	LEU
2	R	-35	SER
2	R	-32	THR
2	R	338	ASP
2	R	355	PHE
2	R	363	LEU
2	R	374	LEU
2	R	381	ASN
2	R	382	ARG
2	R	407	TYR
1	S	10	GLU
1	S	13	MET
1	S	14	ARG
1	S	28	LYS
1	S	33	LEU
1	S	59	ARG
1	S	69	ASN

Continued on next page...

Continued from previous page...

Mol	Chain	Res	Type
1	S	74	LEU
1	S	92	ARG
1	S	105	GLN
1	S	122	LEU
1	S	208	LEU
1	S	226	THR
1	S	228	SER
2	T	-27	ARG
2	T	-22	LEU
2	T	-17	ILE
2	T	-16	SER
2	T	-5	GLN
2	T	329	ARG
2	T	338	ASP
2	T	363	LEU
2	T	374	LEU
2	T	381	ASN
2	T	412	SER
2	T	415	GLN
2	T	433	GLU
1	U	5	TYR
1	U	7	ILE
1	U	14	ARG
1	U	28	LYS
1	U	30	VAL
1	U	33	LEU
1	U	59	ARG
1	U	69	ASN
1	U	74	LEU
1	U	92	ARG
1	U	105	GLN
1	U	122	LEU
1	U	179	ASP
1	U	203	LEU
1	U	208	LEU
1	U	226	THR
1	U	233	LEU
2	V	-29	LEU
2	V	-22	LEU
2	V	329	ARG
2	V	338	ASP
2	V	363	LEU

Continued on next page...

Continued from previous page...

Mol	Chain	Res	Type
2	V	374	LEU
2	V	381	ASN
2	V	382	ARG
1	W	6	PHE
1	W	14	ARG
1	W	33	LEU
1	W	59	ARG
1	W	69	ASN
1	W	74	LEU
1	W	92	ARG
1	W	105	GLN
1	W	122	LEU
1	W	167	LEU
1	W	169	GLU
1	W	174	ASN
1	W	178	THR
1	W	188	LEU
1	W	208	LEU
1	W	217	ARG
1	W	226	THR
2	X	-36	LEU
2	X	-31	ASP
2	X	-17	ILE
2	X	329	ARG
2	X	338	ASP
2	X	348	THR
2	X	355	PHE
2	X	363	LEU
2	X	374	LEU
2	X	381	ASN
2	X	382	ARG
2	X	388	ARG
2	X	431	ILE
2	X	471	LEU
2	X	513	LEU
1	Y	7	ILE
1	Y	8	SER
1	Y	16	ARG
1	Y	26	ARG
1	Y	33	LEU
1	Y	59	ARG
1	Y	69	ASN

Continued on next page...

Continued from previous page...

Mol	Chain	Res	Type
1	Y	74	LEU
1	Y	92	ARG
1	Y	105	GLN
1	Y	114	GLN
1	Y	122	LEU
1	Y	178	THR
1	Y	181	LEU
1	Y	203	LEU
1	Y	208	LEU
1	Y	226	THR
1	Y	228	SER
2	Z	-34	SER
2	Z	-22	LEU
2	Z	329	ARG
2	Z	338	ASP
2	Z	348	THR
2	Z	354	GLU
2	Z	355	PHE
2	Z	363	LEU
2	Z	374	LEU
2	Z	381	ASN
2	Z	382	ARG
2	Z	432	GLU
2	Z	509	ARG
2	Z	510	ILE
2	Z	520	SER
2	2	-23	GLU
2	2	-5	GLN
2	2	329	ARG
2	2	355	PHE
2	2	363	LEU
2	2	374	LEU
2	2	413	ASP
2	2	433	GLU
2	2	503	VAL
2	2	513	LEU
2	2	519	GLU
1	1	7	ILE
1	1	10	GLU
1	1	13	MET
1	1	28	LYS
1	1	33	LEU

Continued on next page...

Continued from previous page...

Mol	Chain	Res	Type
1	1	59	ARG
1	1	69	ASN
1	1	74	LEU
1	1	92	ARG
1	1	105	GLN
1	1	116	LYS
1	1	122	LEU
1	1	173	GLU
1	1	174	ASN
1	1	181	LEU
1	1	189	ARG
1	1	208	LEU
1	1	226	THR

Some sidechains can be flipped to improve hydrogen bonding and reduce clashes. All (108) such sidechains are listed below:

Mol	Chain	Res	Type
1	A	45	ASN
1	A	69	ASN
1	A	73	ASN
1	A	105	GLN
1	A	165	ASN
1	B	51	GLN
1	B	69	ASN
1	B	101	ASN
1	B	105	GLN
1	B	114	GLN
1	B	152	HIS
1	B	165	ASN
2	C	430	ASN
2	C	456	GLN
1	D	11	GLN
1	D	51	GLN
1	D	69	ASN
1	D	105	GLN
1	D	165	ASN
2	E	-2	HIS
2	E	415	GLN
2	E	456	GLN
1	F	51	GLN
1	F	69	ASN
1	F	73	ASN

Continued on next page...

Continued from previous page...

Mol	Chain	Res	Type
1	F	101	ASN
1	F	105	GLN
1	F	165	ASN
2	G	456	GLN
2	H	-5	GLN
2	H	456	GLN
1	I	51	GLN
1	I	69	ASN
1	I	73	ASN
1	I	114	GLN
1	I	152	HIS
1	I	165	ASN
2	J	-2	HIS
2	J	456	GLN
1	K	51	GLN
1	K	69	ASN
1	K	73	ASN
1	K	101	ASN
1	K	129	HIS
2	L	-5	GLN
2	L	456	GLN
1	M	51	GLN
1	M	69	ASN
1	M	73	ASN
1	M	101	ASN
1	M	105	GLN
2	N	396	GLN
2	N	456	GLN
1	O	51	GLN
1	O	69	ASN
1	O	73	ASN
1	O	101	ASN
1	O	105	GLN
1	O	114	GLN
1	O	152	HIS
1	Q	51	GLN
1	Q	69	ASN
1	Q	73	ASN
1	Q	105	GLN
1	Q	114	GLN
2	R	-2	HIS
2	R	456	GLN

Continued on next page...

Continued from previous page...

Mol	Chain	Res	Type
1	S	69	ASN
1	S	73	ASN
1	S	101	ASN
1	S	105	GLN
1	S	114	GLN
1	S	174	ASN
2	T	-5	GLN
2	T	410	HIS
2	T	415	GLN
2	T	456	GLN
1	U	51	GLN
1	U	69	ASN
1	U	73	ASN
1	U	101	ASN
1	U	105	GLN
1	U	129	HIS
1	U	165	ASN
2	V	-26	GLN
2	V	-2	HIS
2	V	456	GLN
1	W	69	ASN
1	W	105	GLN
1	W	114	GLN
1	W	174	ASN
2	X	-5	GLN
2	X	456	GLN
1	Y	51	GLN
1	Y	69	ASN
1	Y	73	ASN
1	Y	165	ASN
2	Z	410	HIS
2	Z	456	GLN
2	2	-5	GLN
2	2	-2	HIS
2	2	415	GLN
2	2	456	GLN
1	1	11	GLN
1	1	69	ASN
1	1	73	ASN
1	1	105	GLN
1	1	152	HIS

5.3.3 RNA [i](#)

There are no RNA molecules in this entry.

5.4 Non-standard residues in protein, DNA, RNA chains [i](#)

There are no non-standard protein/DNA/RNA residues in this entry.

5.5 Carbohydrates [i](#)

There are no carbohydrates in this entry.

5.6 Ligand geometry [i](#)

There are no ligands in this entry.

5.7 Other polymers [i](#)

There are no such residues in this entry.

5.8 Polymer linkage issues [i](#)

There are no chain breaks in this entry.

6 Fit of model and data ⓘ

6.1 Protein, DNA and RNA chains ⓘ

In the following table, the column labelled ‘#RSRZ> 2’ contains the number (and percentage) of RSRZ outliers, followed by percent RSRZ outliers for the chain as percentile scores relative to all X-ray entries and entries of similar resolution. The OWAB column contains the minimum, median, 95th percentile and maximum values of the occupancy-weighted average B-factor per residue. The column labelled ‘Q< 0.9’ lists the number of (and percentage) of residues with an average occupancy less than 0.9.

Mol	Chain	Analysed	<RSRZ>	#RSRZ>2	OWAB(Å ²)	Q<0.9
1	1	219/248 (88%)	0.77	33 (15%) 3 3	48, 86, 121, 152	0
1	A	222/248 (89%)	0.30	13 (5%) 26 29	43, 81, 117, 145	0
1	B	220/248 (88%)	0.47	17 (7%) 16 18	48, 88, 127, 145	0
1	D	222/248 (89%)	0.48	20 (9%) 12 12	52, 92, 126, 144	0
1	F	221/248 (89%)	0.56	24 (10%) 7 7	45, 86, 126, 147	0
1	I	217/248 (87%)	0.35	16 (7%) 17 19	45, 80, 123, 149	0
1	K	221/248 (89%)	0.90	39 (17%) 2 2	48, 98, 135, 148	0
1	M	224/248 (90%)	0.35	13 (5%) 26 30	45, 78, 127, 147	0
1	O	218/248 (87%)	0.68	26 (11%) 6 6	50, 97, 137, 150	0
1	Q	222/248 (89%)	0.57	19 (8%) 13 14	48, 96, 131, 140	0
1	S	219/248 (88%)	0.58	20 (9%) 11 12	46, 85, 129, 140	0
1	U	221/248 (89%)	0.45	17 (7%) 16 18	49, 88, 130, 144	0
1	W	221/248 (89%)	0.58	21 (9%) 10 11	48, 81, 125, 149	0
1	Y	224/248 (90%)	0.48	19 (8%) 13 14	53, 93, 132, 142	0
2	2	246/291 (84%)	0.15	10 (4%) 41 46	48, 68, 97, 107	0
2	C	250/291 (85%)	0.19	11 (4%) 38 43	51, 73, 111, 143	0
2	E	248/291 (85%)	0.28	16 (6%) 22 25	30, 77, 115, 132	0
2	G	251/291 (86%)	0.08	5 (1%) 68 72	45, 67, 115, 141	0
2	H	249/291 (85%)	0.26	14 (5%) 28 31	45, 71, 113, 136	0
2	J	252/291 (86%)	0.15	11 (4%) 38 43	47, 70, 109, 135	0
2	L	251/291 (86%)	0.19	8 (3%) 51 56	51, 75, 116, 140	0
2	N	252/291 (86%)	0.18	8 (3%) 51 56	44, 70, 115, 144	0
2	P	250/291 (85%)	0.24	10 (4%) 42 47	47, 75, 114, 144	0
2	R	246/291 (84%)	0.22	10 (4%) 41 46	30, 82, 118, 137	0

Continued on next page...

Continued from previous page...

Mol	Chain	Analysed	<RSRZ>	#RSRZ>2	OWAB(Å ²)	Q<0.9
2	T	250/291 (85%)	0.03	5 (2%) 68 72	40, 68, 110, 137	0
2	V	249/291 (85%)	-0.07	3 (1%) 81 83	47, 68, 112, 136	0
2	X	249/291 (85%)	0.17	11 (4%) 38 43	44, 65, 115, 144	0
2	Z	245/291 (84%)	0.11	8 (3%) 50 55	49, 73, 115, 131	0
All	All	6579/7546 (87%)	0.33	427 (6%) 22 25	30, 78, 124, 152	0

All (427) RSRZ outliers are listed below:

Mol	Chain	Res	Type	RSRZ
1	W	5	TYR	12.1
1	U	5	TYR	10.3
1	1	6	PHE	9.6
1	W	4	PRO	8.0
1	K	7	ILE	7.9
1	A	6	PHE	7.7
1	K	231	GLN	7.2
2	X	397	GLY	6.6
1	1	5	TYR	6.4
1	1	7	ILE	6.3
1	K	6	PHE	6.3
1	M	2	SER	6.0
1	Q	233	LEU	5.9
1	S	205	VAL	5.4
1	K	188	LEU	5.4
1	1	230	LEU	5.4
1	U	234	LEU	5.3
1	1	10	GLU	5.3
1	B	205	VAL	5.3
2	G	-17	ILE	5.1
1	O	188	LEU	5.0
2	H	-26	GLN	5.0
1	I	7	ILE	5.0
1	Y	191	GLY	4.9
1	U	203	LEU	4.8
1	M	205	VAL	4.8
2	H	417	ALA	4.8
1	F	234	LEU	4.8
1	I	6	PHE	4.8
1	F	6	PHE	4.7
1	D	172	ALA	4.7
1	Q	130	TYR	4.7

Continued on next page...

Continued from previous page...

Mol	Chain	Res	Type	RSRZ
2	H	310	GLY	4.7
1	K	233	LEU	4.7
1	O	167	LEU	4.7
1	W	188	LEU	4.7
2	H	-39	ALA	4.6
1	O	233	LEU	4.6
1	S	191	GLY	4.6
2	H	-6	ALA	4.6
1	U	205	VAL	4.5
1	W	205	VAL	4.5
1	K	21	ARG	4.3
1	I	5	TYR	4.3
1	K	205	VAL	4.3
2	P	-17	ILE	4.3
1	U	232	ALA	4.3
1	S	172	ALA	4.2
1	S	169	GLU	4.2
1	O	235	VAL	4.1
1	K	225	ILE	4.1
2	H	414	PRO	4.1
1	B	5	TYR	4.1
1	O	225	ILE	4.1
1	1	203	LEU	4.1
1	B	188	LEU	4.1
1	F	130	TYR	4.1
1	O	192	SER	4.0
1	W	3	PHE	4.0
2	C	414	PRO	4.0
1	A	5	TYR	4.0
1	W	204	GLY	3.9
2	2	412	SER	3.9
1	K	235	VAL	3.9
2	E	397	GLY	3.9
2	C	415	GLN	3.9
1	W	6	PHE	3.8
1	Y	169	GLU	3.8
1	S	192	SER	3.8
1	U	167	LEU	3.8
1	Q	192	SER	3.8
1	D	188	LEU	3.8
2	R	499	ALA	3.8
1	Q	169	GLU	3.7

Continued on next page...

Continued from previous page...

Mol	Chain	Res	Type	RSRZ
1	W	133	THR	3.7
2	2	413	ASP	3.7
1	B	231	GLN	3.7
2	T	-5	GLN	3.7
1	D	133	THR	3.7
1	U	208	LEU	3.7
1	B	167	LEU	3.7
1	D	177	LEU	3.7
1	F	188	LEU	3.7
1	F	203	LEU	3.7
1	M	8	SER	3.6
1	Q	232	ALA	3.6
1	U	6	PHE	3.6
1	Q	230	LEU	3.6
1	Y	132	GLU	3.6
1	U	233	LEU	3.6
2	C	-27	ARG	3.6
1	D	192	SER	3.6
1	D	3	PHE	3.6
1	1	229	ALA	3.6
1	A	234	LEU	3.6
1	O	169	GLU	3.6
1	K	206	ALA	3.6
1	F	230	LEU	3.6
1	Y	233	LEU	3.6
1	O	8	SER	3.5
2	H	-27	ARG	3.5
1	O	10	GLU	3.5
1	1	8	SER	3.5
1	F	5	TYR	3.5
1	K	229	ALA	3.5
2	L	414	PRO	3.5
2	X	351	VAL	3.5
1	I	226	THR	3.5
2	E	-25	ALA	3.5
1	A	188	LEU	3.5
2	H	-21	LEU	3.5
1	S	6	PHE	3.4
1	O	44	GLU	3.4
1	Q	188	LEU	3.4
1	Q	234	LEU	3.4
1	I	231	GLN	3.4

Continued on next page...

Continued from previous page...

Mol	Chain	Res	Type	RSRZ
2	E	-19	ALA	3.4
2	C	413	ASP	3.4
1	O	130	TYR	3.4
1	S	233	LEU	3.4
2	G	413	ASP	3.4
1	B	204	GLY	3.4
1	M	5	TYR	3.4
2	L	524	ALA	3.3
2	J	414	PRO	3.3
1	K	171	TYR	3.3
1	S	7	ILE	3.3
1	U	171	TYR	3.3
2	N	-38	VAL	3.3
2	H	415	GLN	3.3
2	L	415	GLN	3.3
2	X	-5	GLN	3.3
1	F	205	VAL	3.3
1	Y	130	TYR	3.3
1	B	163	ILE	3.2
2	J	-18	SER	3.2
2	X	395	MET	3.2
1	O	24	ILE	3.2
1	D	205	VAL	3.2
1	U	235	VAL	3.2
1	S	48	ARG	3.2
1	B	171	TYR	3.2
1	S	13	MET	3.2
1	U	231	GLN	3.2
1	Q	3	PHE	3.2
2	P	412	SER	3.1
1	K	123	CYS	3.1
2	R	412	SER	3.1
1	W	189	ARG	3.1
1	M	234	LEU	3.1
1	Q	135	ARG	3.1
1	K	230	LEU	3.1
1	1	9	PRO	3.1
1	K	133	THR	3.1
1	Y	8	SER	3.1
2	X	398	LEU	3.1
1	K	14	ARG	3.1
2	L	310	GLY	3.1

Continued on next page...

Continued from previous page...

Mol	Chain	Res	Type	RSRZ
1	F	233	LEU	3.0
1	F	161	GLU	3.0
2	N	-39	ALA	3.0
1	D	167	LEU	3.0
1	F	36	ALA	3.0
1	K	181	LEU	3.0
1	W	130	TYR	3.0
2	T	414	PRO	3.0
2	R	395	MET	3.0
1	S	171	TYR	3.0
2	Z	349	ALA	3.0
1	F	204	GLY	2.9
1	O	189	ARG	2.9
2	E	-26	GLN	2.9
2	P	-26	GLN	2.9
1	I	169	GLU	2.9
1	B	230	LEU	2.9
1	U	192	SER	2.9
1	1	48	ARG	2.9
2	P	499	ALA	2.9
1	S	113	GLU	2.9
2	2	407	TYR	2.9
1	D	191	GLY	2.9
2	C	397	GLY	2.9
1	S	227	GLY	2.9
1	F	169	GLU	2.8
2	L	-18	SER	2.8
1	W	231	GLN	2.8
1	B	189	ARG	2.8
2	2	415	GLN	2.8
1	K	234	LEU	2.8
2	E	413	ASP	2.8
2	H	411	ALA	2.8
1	Y	2	SER	2.8
2	P	519	GLU	2.8
1	F	131	GLY	2.8
1	K	48	ARG	2.8
2	P	353	VAL	2.8
1	K	4	PRO	2.8
1	K	177	LEU	2.8
2	C	499	ALA	2.7
2	J	417	ALA	2.7

Continued on next page...

Continued from previous page...

Mol	Chain	Res	Type	RSRZ
2	2	416	SER	2.7
1	1	169	GLU	2.7
1	Q	216	ASN	2.7
1	1	228	SER	2.7
1	K	232	ALA	2.7
1	O	12	ALA	2.7
1	K	204	GLY	2.7
1	B	159	THR	2.7
2	J	395	MET	2.7
2	Z	397	GLY	2.7
1	Y	231	GLN	2.7
1	K	10	GLU	2.7
1	K	185	VAL	2.7
2	2	519	GLU	2.7
1	I	233	LEU	2.6
1	M	203	LEU	2.6
1	M	9	PRO	2.6
1	O	38	GLY	2.6
1	K	5	TYR	2.6
1	A	7	ILE	2.6
1	A	177	LEU	2.6
1	B	208	LEU	2.6
2	C	-39	ALA	2.6
1	D	234	LEU	2.6
2	X	-4	LEU	2.6
2	C	-26	GLN	2.6
1	Y	204	GLY	2.6
1	W	190	ALA	2.6
2	R	-25	ALA	2.6
1	1	113	GLU	2.6
1	1	204	GLY	2.6
1	Q	191	GLY	2.6
2	N	414	PRO	2.6
2	X	409	ILE	2.6
1	F	10	GLU	2.6
1	F	171	TYR	2.6
2	E	393	ALA	2.6
2	T	417	ALA	2.6
2	L	-38	VAL	2.5
2	N	-26	GLN	2.5
1	I	48	ARG	2.5
1	A	10	GLU	2.5

Continued on next page...

Continued from previous page...

Mol	Chain	Res	Type	RSRZ
1	K	227	GLY	2.5
2	T	-16	SER	2.5
2	H	407	TYR	2.5
2	N	396	GLN	2.5
2	E	395	MET	2.5
2	C	-30	PHE	2.5
2	N	412	SER	2.5
1	D	231	GLN	2.5
2	E	415	GLN	2.5
1	F	189	ARG	2.5
1	F	132	GLU	2.5
1	A	130	TYR	2.5
1	B	178	THR	2.5
2	2	-27	ARG	2.5
1	K	208	LEU	2.5
2	G	-26	GLN	2.5
2	R	-19	ALA	2.5
1	O	230	LEU	2.5
1	I	133	THR	2.5
1	A	163	ILE	2.5
1	M	10	GLU	2.5
1	O	171	TYR	2.5
1	A	228	SER	2.5
1	1	46	PRO	2.4
1	Y	208	LEU	2.4
1	B	48	ARG	2.4
1	1	189	ARG	2.4
1	O	191	GLY	2.4
1	1	223	ARG	2.4
2	X	396	GLN	2.4
1	U	230	LEU	2.4
1	Y	203	LEU	2.4
1	O	216	ASN	2.4
1	K	159	THR	2.4
1	W	228	SER	2.4
1	D	189	ARG	2.4
1	1	123	CYS	2.4
2	J	-22	LEU	2.4
2	N	523	GLY	2.4
1	M	13	MET	2.4
1	Y	131	GLY	2.4
1	U	181	LEU	2.4

Continued on next page...

Continued from previous page...

Mol	Chain	Res	Type	RSRZ
1	W	230	LEU	2.4
2	N	486	LEU	2.4
1	D	190	ALA	2.4
2	2	355	PHE	2.4
1	U	113	GLU	2.4
2	L	523	GLY	2.4
1	I	167	LEU	2.4
2	P	-27	ARG	2.4
2	X	400	ALA	2.4
2	Z	393	ALA	2.4
1	Y	161	GLU	2.4
2	E	-30	PHE	2.4
1	O	229	ALA	2.4
1	1	214	ASP	2.3
1	Q	205	VAL	2.3
1	1	132	GLU	2.3
1	1	207	SER	2.3
2	T	519	GLU	2.3
1	O	7	ILE	2.3
1	O	232	ALA	2.3
1	S	206	ALA	2.3
1	W	172	ALA	2.3
2	P	-39	ALA	2.3
1	D	227	GLY	2.3
2	R	397	GLY	2.3
1	S	130	TYR	2.3
2	E	-23	GLU	2.3
1	1	63	ALA	2.3
1	B	130	TYR	2.3
2	C	412	SER	2.3
1	I	132	GLU	2.3
1	A	18	GLU	2.3
1	D	169	GLU	2.3
1	Q	231	GLN	2.3
1	W	132	GLU	2.3
1	W	123	CYS	2.3
1	K	184	ALA	2.3
1	S	225	ILE	2.3
2	X	-18	SER	2.3
1	1	227	GLY	2.3
1	D	225	ILE	2.3
1	1	172	ALA	2.3

Continued on next page...

Continued from previous page...

Mol	Chain	Res	Type	RSRZ
2	Z	395	MET	2.3
2	G	-27	ARG	2.3
1	M	3	PHE	2.3
2	Z	355	PHE	2.3
1	D	101	ASN	2.3
1	F	51	GLN	2.3
2	J	410	HIS	2.3
1	F	37	GLY	2.3
2	H	418	GLY	2.3
1	D	48	ARG	2.3
1	U	169	GLU	2.2
2	J	-25	ALA	2.2
1	Q	153	PHE	2.2
1	K	15	GLU	2.2
2	X	487	VAL	2.2
2	E	414	PRO	2.2
2	J	411	ALA	2.2
1	1	120	VAL	2.2
1	1	208	LEU	2.2
1	Y	159	THR	2.2
2	H	-5	GLN	2.2
1	O	158	GLY	2.2
1	B	153	PHE	2.2
1	B	233	LEU	2.2
1	Y	171	TYR	2.2
1	W	48	ARG	2.2
2	R	411	ALA	2.2
1	I	191	GLY	2.2
2	V	398	LEU	2.2
1	M	49	SER	2.2
1	O	207	SER	2.2
2	Z	352	ALA	2.2
1	S	231	GLN	2.2
2	Z	396	GLN	2.2
1	A	203	LEU	2.2
1	D	230	LEU	2.2
1	I	181	LEU	2.2
1	1	122	LEU	2.2
1	1	188	LEU	2.2
2	E	398	LEU	2.2
2	E	-38	VAL	2.1
1	A	229	ALA	2.1

Continued on next page...

Continued from previous page...

Mol	Chain	Res	Type	RSRZ
1	O	25	ALA	2.1
1	Q	158	GLY	2.1
1	1	171	TYR	2.1
2	L	-25	ALA	2.1
2	G	396	GLN	2.1
2	R	-26	GLN	2.1
1	Y	7	ILE	2.1
1	W	234	LEU	2.1
2	R	-3	PRO	2.1
1	K	192	SER	2.1
1	Q	227	GLY	2.1
2	J	301	ALA	2.1
1	K	163	ILE	2.1
1	F	179	ASP	2.1
1	M	6	PHE	2.1
1	Y	11	GLN	2.1
2	E	355	PHE	2.1
1	S	162	PRO	2.1
1	D	228	SER	2.1
1	I	186	ALA	2.1
2	C	503	VAL	2.1
2	V	354	GLU	2.1
1	Q	171	TYR	2.1
1	Y	14	ARG	2.1
2	Z	-27	ARG	2.1
2	P	446	ALA	2.1
1	W	159	THR	2.1
1	F	206	ALA	2.1
1	O	34	ALA	2.1
1	Y	188	LEU	2.1
1	1	153	PHE	2.1
2	E	-29	LEU	2.1
2	H	398	LEU	2.1
2	E	396	GLN	2.0
1	S	216	ASN	2.0
1	1	135	ARG	2.0
2	V	-27	ARG	2.0
1	F	163	ILE	2.0
1	I	188	LEU	2.0
1	M	230	LEU	2.0
2	J	486	LEU	2.0
2	P	407	TYR	2.0

Continued on next page...

Continued from previous page...

Mol	Chain	Res	Type	RSRZ
1	K	226	THR	2.0
2	J	-26	GLN	2.0
2	2	-26	GLN	2.0
1	K	13	MET	2.0
2	2	311	GLY	2.0
1	1	51	GLN	2.0
2	R	355	PHE	2.0
1	S	189	ARG	2.0
1	1	119	GLU	2.0
1	Q	22	LYS	2.0
1	F	232	ALA	2.0
1	K	65	ALA	2.0
1	I	227	GLY	2.0
1	K	42	VAL	2.0
1	K	191	GLY	2.0
1	K	228	SER	2.0
1	W	135	ARG	2.0

6.2 Non-standard residues in protein, DNA, RNA chains [i](#)

There are no non-standard protein/DNA/RNA residues in this entry.

6.3 Carbohydrates [i](#)

There are no carbohydrates in this entry.

6.4 Ligands [i](#)

There are no ligands in this entry.

6.5 Other polymers [i](#)

There are no such residues in this entry.