



Full wwPDB X-ray Structure Validation Report ⓘ

Jan 31, 2016 – 09:02 PM GMT

PDB ID : 1N8B
Title : Bacteriophage T4 baseplate structural protein gp8
Authors : Leiman, P.G.; Shneider, M.M.; Kostyuchenko, V.A.; Chipman, P.R.;
Mesyanzhinov, V.V.; Rossmann, M.G.
Deposited on : 2002-11-20
Resolution : 2.90 Å(reported)

This is a Full wwPDB X-ray Structure Validation Report for a publicly released PDB entry.
We welcome your comments at validation@mail.wwpdb.org
A user guide is available at
<http://wwpdb.org/validation/2016/XrayValidationReportHelp>
with specific help available everywhere you see the ⓘ symbol.

The following versions of software and data (see [references ⓘ](#)) were used in the production of this report:

MolProbity : 4.02b-467
Mogul : 1.7 (RC4), CSD as536be (2015)
Xtriage (Phenix) : 1.9-1692
EDS : rb-20026688
Percentile statistics : 20151230.v01 (using entries in the PDB archive December 30th 2015)
Refmac : 5.8.0135
CCP4 : 6.5.0
Ideal geometry (proteins) : Engh & Huber (2001)
Ideal geometry (DNA, RNA) : Parkinson et al. (1996)
Validation Pipeline (wwPDB-VP) : trunk26865

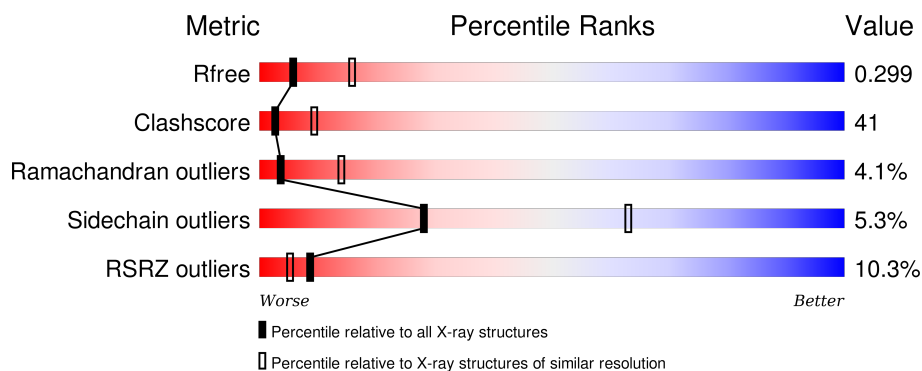
1 Overall quality at a glance

The following experimental techniques were used to determine the structure:

X-RAY DIFFRACTION

The reported resolution of this entry is 2.90 Å.

Percentile scores (ranging between 0-100) for global validation metrics of the entry are shown in the following graphic. The table shows the number of entries on which the scores are based.



Metric	Whole archive (#Entries)	Similar resolution (#Entries, resolution range(Å))
R_{free}	91344	1451 (2.90-2.90)
Clashscore	102246	1668 (2.90-2.90)
Ramachandran outliers	100387	1630 (2.90-2.90)
Sidechain outliers	100360	1632 (2.90-2.90)
RSRZ outliers	91569	1456 (2.90-2.90)

The table below summarises the geometric issues observed across the polymeric chains and their fit to the electron density. The red, orange, yellow and green segments on the lower bar indicate the fraction of residues that contain outliers for ≥ 3 , 2, 1 and 0 types of geometric quality criteria. A grey segment represents the fraction of residues that are not modelled. The numeric value for each fraction is indicated below the corresponding segment, with a dot representing fractions $\leq 5\%$. The upper red bar (where present) indicates the fraction of residues that have poor fit to the electron density. The numeric value is given above the bar.

Mol	Chain	Length	Quality of chain
1	A	334	<div> <div>8%</div> <div>38%</div> <div>54%</div> <div>6%</div> <div>••</div> </div>
1	B	334	<div> <div>13%</div> <div>43%</div> <div>51%</div> <div>5%</div> <div>•</div> </div>
1	C	334	<div> <div>8%</div> <div>41%</div> <div>50%</div> <div>7%</div> <div>•</div> </div>
1	D	334	<div> <div>11%</div> <div>40%</div> <div>53%</div> <div>5%</div> <div>•</div> </div>

The following table lists non-polymeric compounds, carbohydrate monomers and non-standard residues in protein, DNA, RNA chains that are outliers for geometric or electron-density-fit crite-

ria:

Mol	Type	Chain	Res	Chirality	Geometry	Clashes	Electron density
2	BR	A	342	-	-	X	-
2	BR	B	337	-	-	X	-
2	BR	C	335	-	-	X	-
2	BR	C	339	-	-	X	-
2	BR	D	336	-	-	X	-
2	BR	D	337	-	-	X	-

2 Entry composition

There are 3 unique types of molecules in this entry. The entry contains 10842 atoms, of which 0 are hydrogens and 0 are deuteriums.

In the tables below, the ZeroOcc column contains the number of atoms modelled with zero occupancy, the AltConf column contains the number of residues with at least one atom in alternate conformation and the Trace column contains the number of residues modelled with at most 2 atoms.

- Molecule 1 is a protein called baseplate structural protein gp8.

Mol	Chain	Residues	Atoms					ZeroOcc	AltConf	Trace
1	A	328	Total	C	N	O	S	0	0	0
			2631	1677	430	507	17			
1	B	328	Total	C	N	O	S	0	0	0
			2631	1677	430	507	17			
1	C	328	Total	C	N	O	S	0	0	0
			2631	1677	430	507	17			
1	D	328	Total	C	N	O	S	0	0	0
			2631	1677	430	507	17			

- Molecule 2 is BROMIDE ION (three-letter code: BR) (formula: Br).

Mol	Chain	Residues	Atoms		ZeroOcc	AltConf
2	B	12	Total	Br	0	0
			12	12		
2	A	9	Total	Br	0	0
			9	9		
2	D	10	Total	Br	0	0
			10	10		
2	C	9	Total	Br	0	0
			9	9		

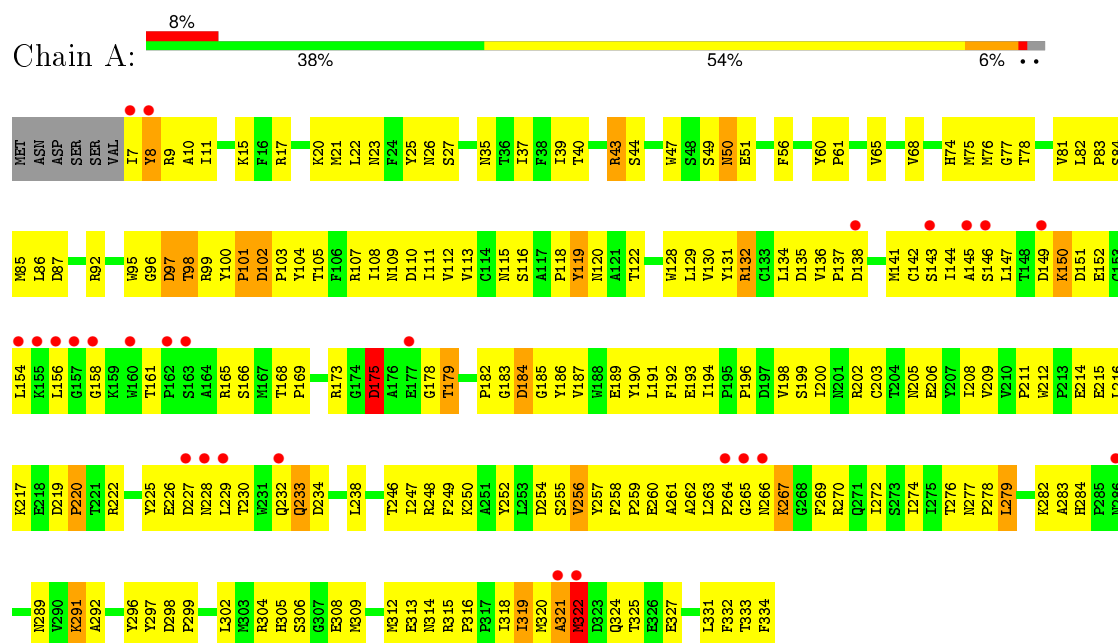
- Molecule 3 is water.

Mol	Chain	Residues	Atoms		ZeroOcc	AltConf
3	A	77	Total	O	0	0
			77	77		
3	B	59	Total	O	0	0
			59	59		
3	C	76	Total	O	0	0
			76	76		
3	D	66	Total	O	0	0
			66	66		

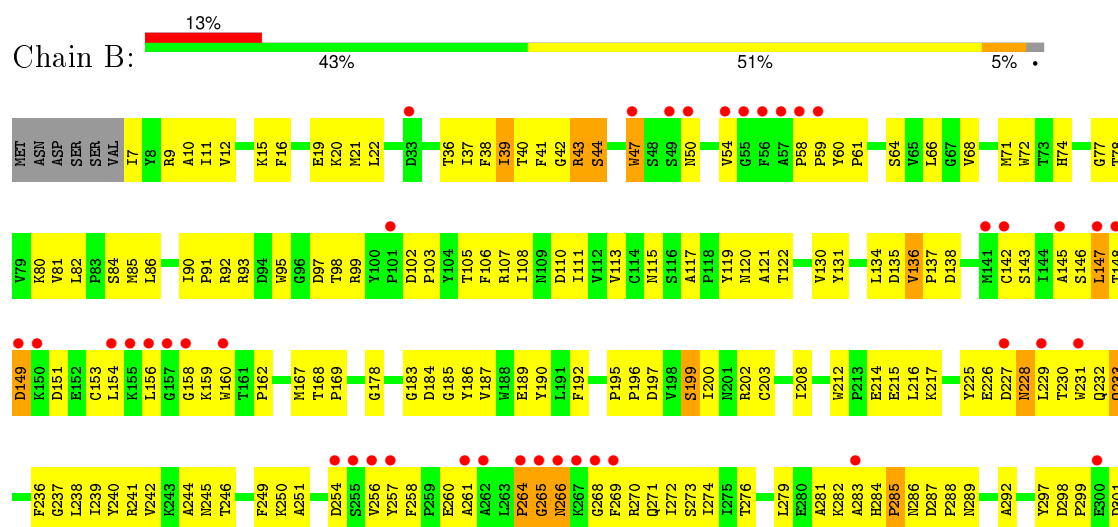
3 Residue-property plots

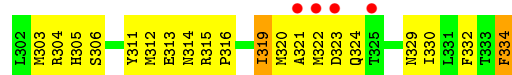
These plots are drawn for all protein, RNA and DNA chains in the entry. The first graphic for a chain summarises the proportions of errors displayed in the second graphic. The second graphic shows the sequence view annotated by issues in geometry and electron density. Residues are color-coded according to the number of geometric quality criteria for which they contain at least one outlier: green = 0, yellow = 1, orange = 2 and red = 3 or more. A red dot above a residue indicates a poor fit to the electron density ($RSRZ > 2$). Stretches of 2 or more consecutive residues without any outlier are shown as a green connector. Residues present in the sample, but not in the model, are shown in grey.

- Molecule 1: baseplate structural protein gp8

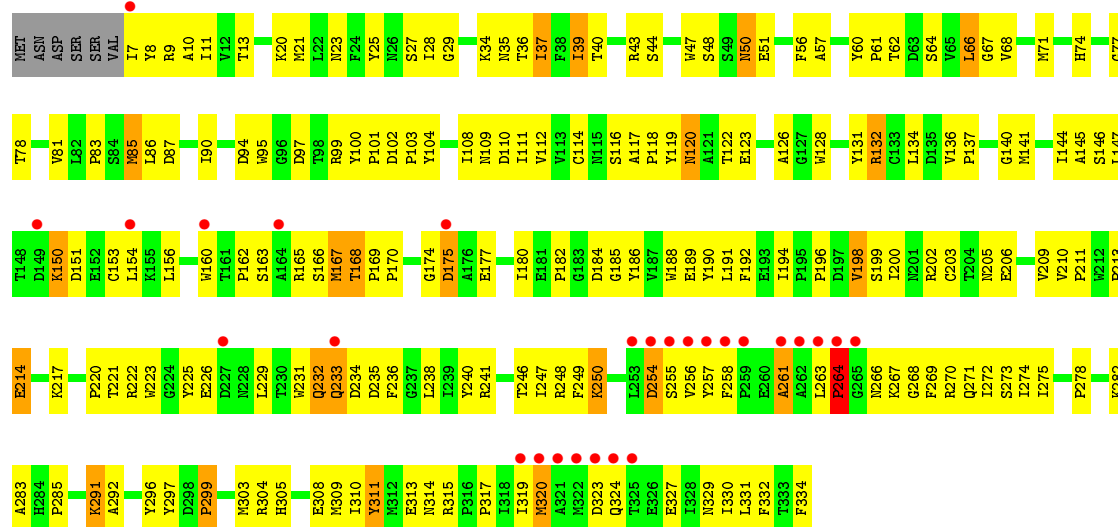
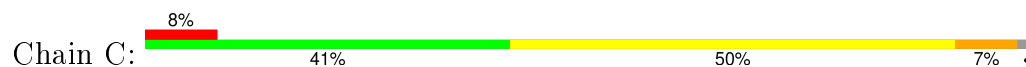


- Molecule 1: baseplate structural protein gp8

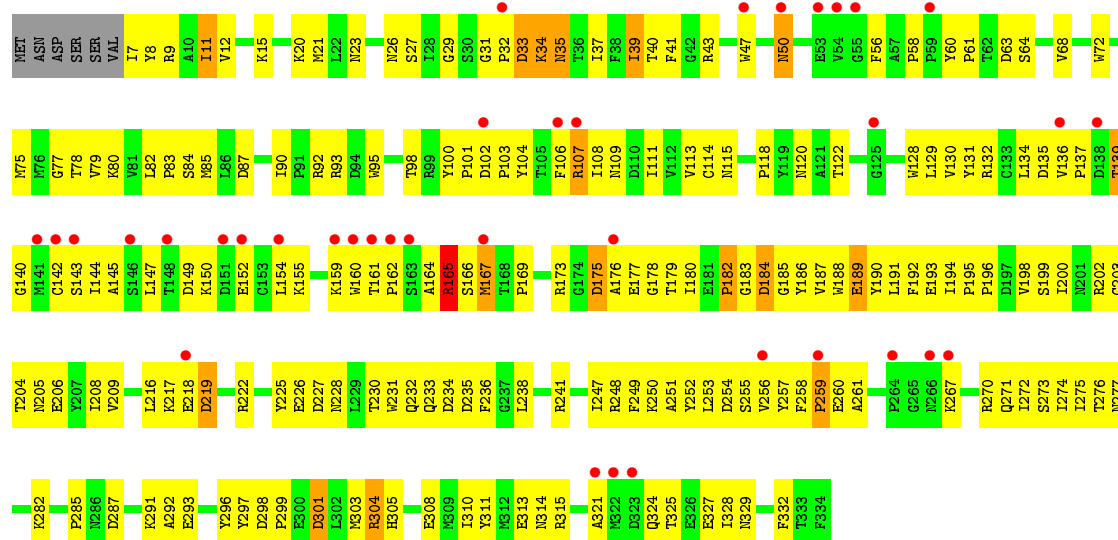
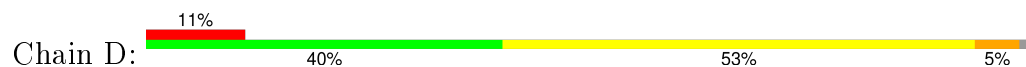




• Molecule 1: baseplate structural protein gp8



• Molecule 1: baseplate structural protein gp8



4 Data and refinement statistics

Property	Value	Source
Space group	P 1	Depositor
Cell constants a, b, c, α , β , γ	65.20Å 65.77Å 79.65Å 93.04° 100.32° 91.93°	Depositor
Resolution (Å)	30.98 – 2.90 30.98 – 2.90	Depositor EDS
% Data completeness (in resolution range)	99.0 (30.98-2.90) 97.2 (30.98-2.90)	Depositor EDS
R_{merge}	0.06	Depositor
R_{sym}	(Not available)	Depositor
$\langle I/\sigma(I) \rangle$ ¹	8.53 (at 2.90Å)	Xtriage
Refinement program	CNS 1.1	Depositor
R, R_{free}	0.222 , 0.300 0.222 , 0.299	Depositor DCC
R_{free} test set	1021 reflections (3.58%)	DCC
Wilson B-factor (Å ²)	44.2	Xtriage
Anisotropy	0.452	Xtriage
Bulk solvent k_{sol} (e/Å ³), B_{sol} (Å ²)	0.32 , 54.2	EDS
Estimated twinning fraction	No twinning to report.	Xtriage
L-test for twinning ²	$\langle L \rangle = 0.49$, $\langle L^2 \rangle = 0.33$	Xtriage
Outliers	0 of 28530 reflections	Xtriage
F_o, F_c correlation	0.90	EDS
Total number of atoms	10842	wwPDB-VP
Average B, all atoms (Å ²)	49.0	wwPDB-VP

Xtriage's analysis on translational NCS is as follows: *The largest off-origin peak in the Patterson function is 5.46% of the height of the origin peak. No significant pseudotranslation is detected.*

¹Intensities estimated from amplitudes.

²Theoretical values of $\langle |L| \rangle$, $\langle L^2 \rangle$ for acentric reflections are 0.5, 0.375 respectively for untwinned datasets, and 0.333, 0.2 for perfectly twinned datasets.

5 Model quality [i](#)

5.1 Standard geometry [i](#)

Bond lengths and bond angles in the following residue types are not validated in this section: BR

The Z score for a bond length (or angle) is the number of standard deviations the observed value is removed from the expected value. A bond length (or angle) with $|Z| > 5$ is considered an outlier worth inspection. RMSZ is the root-mean-square of all Z scores of the bond lengths (or angles).

Mol	Chain	Bond lengths		Bond angles	
		RMSZ	$\# Z > 5$	RMSZ	$\# Z > 5$
1	A	0.43	0/2709	0.68	1/3694 (0.0%)
1	B	0.39	0/2709	0.62	0/3694
1	C	0.43	0/2709	0.67	0/3694
1	D	0.40	0/2709	0.62	0/3694
All	All	0.41	0/10836	0.65	1/14776 (0.0%)

There are no bond length outliers.

All (1) bond angle outliers are listed below:

Mol	Chain	Res	Type	Atoms	Z	Observed(°)	Ideal(°)
1	A	298	ASP	N-CA-C	-6.25	94.13	111.00

There are no chirality outliers.

There are no planarity outliers.

5.2 Too-close contacts [i](#)

In the following table, the Non-H and H(model) columns list the number of non-hydrogen atoms and hydrogen atoms in the chain respectively. The H(added) column lists the number of hydrogen atoms added and optimized by MolProbity. The Clashes column lists the number of clashes within the asymmetric unit, whereas Symm-Clashes lists symmetry related clashes.

Mol	Chain	Non-H	H(model)	H(added)	Clashes	Symm-Clashes
1	A	2631	0	2509	216	0
1	B	2631	0	2509	214	0
1	C	2631	0	2509	222	0
1	D	2631	0	2509	239	0
2	A	9	0	0	7	0
2	B	12	0	0	9	0

Continued on next page...

Continued from previous page...

Mol	Chain	Non-H	H(model)	H(added)	Clashes	Symm-Clashes
2	C	9	0	0	8	0
2	D	10	0	0	9	0
3	A	77	0	0	3	0
3	B	59	0	0	5	0
3	C	76	0	0	4	0
3	D	66	0	0	4	0
All	All	10842	0	10036	839	0

The all-atom clashscore is defined as the number of clashes found per 1000 atoms (including hydrogen atoms). The all-atom clashscore for this structure is 41.

All (839) close contacts within the same asymmetric unit are listed below, sorted by their clash magnitude.

Atom-1	Atom-2	Interatomic distance (Å)	Clash overlap (Å)
1:A:107:ARG:HH22	1:A:161:THR:HB	1.12	1.09
1:A:319:ILE:HD13	1:A:319:ILE:H	1.17	1.08
1:B:250:LYS:HD2	1:B:329:ASN:HD21	1.24	1.02
1:D:274:ILE:HG13	1:D:332:PHE:HZ	1.24	1.01
1:D:149:ASP:HB3	1:D:152:GLU:HG2	1.38	1.01
1:D:93:ARG:HH12	1:D:106:PHE:HD1	1.03	0.98
1:A:10:ALA:HB2	1:B:313:GLU:HG3	1.42	0.98
1:A:108:ILE:H	1:A:108:ILE:HD12	1.30	0.96
1:C:250:LYS:HE3	1:C:327:GLU:HG3	1.46	0.95
1:A:115:ASN:H	1:A:120:ASN:HB3	1.31	0.94
1:A:50:ASN:HD22	1:A:50:ASN:H	1.01	0.94
1:C:137:PRO:HG2	1:C:162:PRO:HB3	1.49	0.94
1:A:313:GLU:HG3	1:B:10:ALA:HB2	1.48	0.93
1:D:37:ILE:HD12	1:D:276:THR:HG22	1.49	0.92
1:A:232:GLN:HE21	1:B:286:ASN:HA	1.35	0.91
1:C:50:ASN:HD22	1:C:50:ASN:N	1.70	0.89
1:C:77:GLY:HA2	1:C:299:PRO:HD3	1.54	0.89
1:C:50:ASN:H	1:C:50:ASN:HD22	0.93	0.89
1:A:115:ASN:N	1:A:120:ASN:HB3	1.87	0.89
1:C:214:GLU:HG2	2:C:339:BR:BR	2.28	0.89
1:C:117:ALA:H	1:C:120:ASN:HD21	1.20	0.88
1:C:50:ASN:H	1:C:50:ASN:ND2	1.70	0.88
1:D:93:ARG:HH22	1:D:106:PHE:HE1	1.22	0.88
1:A:107:ARG:NH2	1:A:161:THR:HB	1.88	0.87
1:C:108:ILE:HD12	1:C:108:ILE:H	1.39	0.87
1:B:214:GLU:HB3	2:B:344:BR:BR	2.30	0.86
1:D:104:TYR:HB2	2:D:336:BR:BR	2.30	0.86

Continued on next page...

Continued from previous page...

Atom-1	Atom-2	Interatomic distance (Å)	Clash overlap (Å)
1:C:254:ASP:HB3	1:C:256:VAL:HG12	1.57	0.85
1:C:132:ARG:HG3	1:C:132:ARG:HH21	1.41	0.84
1:D:313:GLU:OE1	1:D:315:ARG:HD3	1.77	0.84
1:D:274:ILE:HG13	1:D:332:PHE:CZ	2.12	0.84
1:C:37:ILE:HD11	1:C:81:VAL:HG11	1.57	0.84
1:B:37:ILE:HG22	1:B:276:THR:HG22	1.58	0.83
1:A:260:GLU:HG2	1:A:261:ALA:H	1.41	0.83
1:A:113:VAL:HG22	1:A:130:VAL:HG22	1.60	0.83
1:D:137:PRO:HG3	1:D:185:GLY:HA3	1.61	0.82
1:C:11:ILE:HD12	1:C:11:ILE:O	1.79	0.82
1:B:115:ASN:H	1:B:120:ASN:HB3	1.44	0.82
1:D:267:LYS:HB3	1:D:270:ARG:HH22	1.44	0.81
1:B:151:ASP:HA	1:B:154:LEU:HD23	1.63	0.81
1:B:137:PRO:HG2	1:B:162:PRO:HB3	1.61	0.81
1:D:258:PHE:HD2	1:D:261:ALA:HB3	1.46	0.81
1:B:321:ALA:HB3	1:B:324:GLN:HB2	1.64	0.79
1:D:192:PHE:CD2	1:D:238:LEU:HD21	2.19	0.78
1:A:108:ILE:N	1:A:108:ILE:HD12	1.98	0.78
1:D:250:LYS:HD2	1:D:329:ASN:HD21	1.47	0.77
1:D:80:LYS:HE3	1:D:293:GLU:O	1.84	0.77
1:A:132:ARG:HH21	1:A:132:ARG:HG3	1.49	0.77
1:C:229:LEU:HD22	1:C:232:GLN:NE2	1.98	0.77
1:B:43:ARG:HD3	1:B:270:ARG:HD2	1.66	0.77
1:C:147:LEU:HD11	1:C:156:LEU:HD12	1.67	0.77
1:A:50:ASN:ND2	1:A:50:ASN:H	1.81	0.76
1:C:229:LEU:HD22	1:C:232:GLN:HE22	1.49	0.76
1:D:95:TRP:CD2	1:D:169:PRO:HB3	2.19	0.76
1:A:108:ILE:H	1:A:108:ILE:CD1	1.99	0.76
1:A:205:ASN:OD1	1:A:206:GLU:HG2	1.86	0.76
1:C:231:TRP:NE1	1:C:232:GLN:HG3	2.01	0.75
1:B:136:VAL:HB	1:B:137:PRO:HD2	1.66	0.75
1:B:225:TYR:HE2	1:B:241:ARG:HH22	1.31	0.75
1:A:103:PRO:HD2	2:A:335:BR:BR	2.41	0.75
1:B:93:ARG:HH22	1:B:106:PHE:HE1	1.34	0.75
1:B:135:ASP:HB3	1:B:187:VAL:CG2	2.17	0.75
1:B:115:ASN:N	1:B:120:ASN:HB3	2.00	0.75
1:B:282:LYS:HD3	1:B:289:ASN:HA	1.67	0.74
1:C:132:ARG:HE	1:C:134:LEU:HD23	1.51	0.74
1:A:198:VAL:HG13	1:A:202:ARG:HG3	1.69	0.74
1:B:37:ILE:HG13	1:B:81:VAL:HB	1.69	0.73
1:B:43:ARG:HD2	1:B:270:ARG:HB2	1.69	0.73

Continued on next page...

Continued from previous page...

Atom-1	Atom-2	Interatomic distance (Å)	Clash overlap (Å)
1:D:252:TYR:HB3	1:D:325:THR:HG21	1.70	0.73
1:B:120:ASN:O	1:B:122:THR:HG23	1.88	0.73
1:B:21:MET:HE1	1:B:244:ALA:C	2.10	0.72
1:D:254:ASP:OD2	1:D:256:VAL:HB	1.89	0.72
1:D:113:VAL:HG22	1:D:130:VAL:HG22	1.68	0.72
1:A:279:LEU:HG	1:A:306:SER:HB2	1.71	0.72
1:B:39:ILE:HD13	1:B:40:THR:N	2.04	0.72
1:D:92:ARG:HB2	1:D:208:ILE:HG23	1.70	0.72
1:C:40:THR:HG22	1:C:78:THR:HG22	1.72	0.71
1:C:205:ASN:OD1	1:C:206:GLU:HG3	1.89	0.71
1:A:50:ASN:N	1:A:50:ASN:HD22	1.81	0.71
1:C:120:ASN:O	1:C:122:THR:HG23	1.90	0.71
1:C:117:ALA:H	1:C:120:ASN:ND2	1.88	0.71
1:B:279:LEU:HD13	1:B:289:ASN:HB3	1.72	0.71
1:C:117:ALA:N	1:C:120:ASN:HD21	1.86	0.71
1:C:116:SER:H	1:C:120:ASN:ND2	1.89	0.71
1:A:47:TRP:CZ2	1:A:314:ASN:HB3	2.26	0.70
1:D:250:LYS:HD2	1:D:329:ASN:ND2	2.06	0.70
1:B:7:ILE:HG12	2:B:346:BR:BR	2.47	0.70
1:B:214:GLU:HB2	2:B:339:BR:BR	2.46	0.70
1:A:260:GLU:HG2	1:A:261:ALA:N	2.05	0.70
1:C:8:TYR:CE2	1:D:315:ARG:HD2	2.27	0.70
1:D:321:ALA:HB3	1:D:324:GLN:HE21	1.55	0.69
1:A:21:MET:HG3	1:A:247:ILE:HG13	1.73	0.69
1:C:270:ARG:HG3	1:C:270:ARG:HH11	1.57	0.69
1:C:47:TRP:HH2	1:C:271:GLN:HE21	1.38	0.69
1:A:184:ASP:OD1	1:A:186:TYR:HB2	1.93	0.69
1:C:20:LYS:HD3	1:D:20:LYS:HD3	1.74	0.68
1:A:143:SER:HB2	1:A:144:ILE:HD12	1.76	0.68
1:D:137:PRO:HG3	1:D:185:GLY:CA	2.24	0.68
1:A:120:ASN:O	1:A:122:THR:HG23	1.94	0.68
1:B:287:ASP:HB3	1:B:288:PRO:HD2	1.76	0.67
1:C:132:ARG:HB2	1:C:191:LEU:HD11	1.75	0.67
1:B:22:LEU:HD22	1:B:239:ILE:HD11	1.77	0.67
1:C:44:SER:HB2	1:C:267:LYS:HB2	1.77	0.67
1:B:93:ARG:NH2	1:B:106:PHE:HE1	1.92	0.67
1:B:98:THR:HA	1:B:103:PRO:HG2	1.76	0.67
1:B:178:GLY:O	1:B:189:GLU:HA	1.95	0.67
1:B:274:ILE:HG13	1:B:332:PHE:HZ	1.60	0.66
1:A:333:THR:HB	1:D:145:ALA:HB1	1.77	0.66
1:B:44:SER:HA	1:B:270:ARG:HH12	1.61	0.66

Continued on next page...

Continued from previous page...

Atom-1	Atom-2	Interatomic distance (Å)	Clash overlap (Å)
1:C:292:ALA:HB1	1:C:297:TYR:CE2	2.30	0.66
1:C:71:MET:HE1	3:C:411:HOH:O	1.95	0.65
1:B:153:CYS:C	1:B:154:LEU:HD22	2.17	0.65
1:D:144:ILE:HD12	1:D:144:ILE:N	2.11	0.65
1:D:183:GLY:C	1:D:185:GLY:H	2.00	0.65
1:A:269:PHE:HE1	1:A:272:ILE:HD11	1.61	0.65
1:D:37:ILE:CD1	1:D:276:THR:HG22	2.26	0.65
1:B:95:TRP:CD2	1:B:169:PRO:HG3	2.32	0.65
1:D:21:MET:HG3	1:D:247:ILE:HG13	1.78	0.65
1:D:90:ILE:HD11	1:D:208:ILE:HD11	1.79	0.65
1:A:278:PRO:C	1:A:279:LEU:HD23	2.17	0.65
1:C:128:TRP:HB2	1:C:194:ILE:HB	1.79	0.64
1:B:9:ARG:HH11	1:B:9:ARG:HG3	1.63	0.64
1:D:175:ASP:CB	1:D:179:THR:HB	2.27	0.64
1:D:175:ASP:C	1:D:177:GLU:H	2.00	0.64
1:C:132:ARG:NH2	1:C:132:ARG:HG3	2.11	0.64
1:C:47:TRP:CD1	1:C:270:ARG:HD3	2.32	0.64
1:C:269:PHE:HE1	1:C:272:ILE:HD11	1.62	0.64
1:D:26:ASN:O	1:D:34:LYS:HE2	1.98	0.64
1:A:319:ILE:N	1:A:319:ILE:HD13	2.02	0.64
1:A:10:ALA:O	1:A:11:ILE:HG23	1.96	0.64
1:B:145:ALA:HB1	1:D:11:ILE:HG13	1.80	0.64
1:A:132:ARG:NH2	1:A:132:ARG:HG3	2.13	0.64
1:D:95:TRP:HZ2	1:D:167:MET:O	1.81	0.64
1:A:131:TYR:CD1	1:A:190:TYR:HA	2.32	0.64
1:B:95:TRP:CE3	1:B:169:PRO:HG3	2.32	0.64
1:A:319:ILE:CD1	1:A:319:ILE:H	1.90	0.63
1:B:135:ASP:HB3	1:B:187:VAL:HG21	1.78	0.63
1:A:60:TYR:CE1	1:B:9:ARG:HD2	2.33	0.63
1:D:252:TYR:HB3	1:D:325:THR:CG2	2.28	0.63
1:A:44:SER:HB2	1:A:267:LYS:CG	2.29	0.63
1:A:151:ASP:HA	1:A:154:LEU:HB3	1.80	0.63
1:C:104:TYR:O	1:C:166:SER:N	2.28	0.63
1:C:39:ILE:C	1:C:39:ILE:HD13	2.18	0.63
1:A:331:LEU:O	1:A:332:PHE:HD2	1.82	0.63
1:C:137:PRO:CG	1:C:162:PRO:HB3	2.26	0.63
1:A:17:ARG:NE	2:A:342:BR:BR	2.86	0.63
1:D:271:GLN:O	1:D:272:ILE:HD13	1.99	0.63
1:C:246:THR:HG23	1:C:332:PHE:O	1.98	0.63
1:A:56:PHE:HD2	1:A:316:PRO:HG3	1.63	0.63
1:A:321:ALA:HB3	1:A:324:GLN:CD	2.19	0.63

Continued on next page...

Continued from previous page...

Atom-1	Atom-2	Interatomic distance (Å)	Clash overlap (Å)
1:D:136:VAL:HA	1:D:186:TYR:HA	1.81	0.63
1:D:311:TYR:OH	1:D:313:GLU:OE2	2.10	0.63
1:A:147:LEU:HD13	1:A:156:LEU:HD12	1.81	0.63
1:C:11:ILE:HG13	1:D:61:PRO:HG2	1.81	0.62
1:B:38:PHE:HB3	1:B:78:THR:CG2	2.28	0.62
1:D:178:GLY:O	1:D:189:GLU:HA	1.98	0.62
1:A:95:TRP:CD2	1:A:169:PRO:HB3	2.33	0.62
1:D:40:THR:HG21	1:D:275:ILE:HD12	1.80	0.62
1:B:107:ARG:HH11	1:B:159:LYS:NZ	1.95	0.62
1:B:84:SER:HB3	2:B:342:BR:BR	2.54	0.62
1:A:202:ARG:CB	1:A:209:VAL:HG21	2.30	0.62
1:C:108:ILE:CD1	1:C:108:ILE:H	2.10	0.62
1:D:175:ASP:HB3	1:D:179:THR:H	1.64	0.62
1:C:213:PRO:HD2	2:C:339:BR:BR	2.55	0.62
1:D:228:ASN:HD21	1:D:231:TRP:N	1.98	0.62
1:B:225:TYR:O	1:B:228:ASN:HB3	1.99	0.62
1:C:100:TYR:HB3	1:C:101:PRO:HD2	1.82	0.62
1:D:39:ILE:HG22	1:D:79:VAL:O	2.00	0.62
1:A:252:TYR:HB3	1:A:325:THR:CG2	2.30	0.62
1:A:279:LEU:N	1:A:279:LEU:HD23	2.15	0.61
1:B:98:THR:HA	1:B:103:PRO:CG	2.30	0.61
1:A:217:LYS:O	1:A:220:PRO:HD3	2.00	0.61
1:A:7:ILE:N	1:A:7:ILE:HD12	2.15	0.61
1:D:98:THR:HA	1:D:103:PRO:HG3	1.82	0.61
1:A:277:ASN:OD1	1:A:291:LYS:HE2	1.99	0.61
1:B:117:ALA:H	1:B:120:ASN:HB2	1.64	0.61
1:C:182:PRO:HB2	1:C:184:ASP:OD1	1.99	0.61
1:C:8:TYR:CD2	1:D:315:ARG:HD2	2.35	0.61
1:B:156:LEU:H	1:B:156:LEU:HD23	1.65	0.61
1:D:137:PRO:HD2	1:D:162:PRO:HG3	1.82	0.61
1:D:95:TRP:CE2	1:D:169:PRO:HB3	2.35	0.61
1:A:282:LYS:NZ	1:A:289:ASN:OD1	2.30	0.61
1:C:266:ASN:ND2	1:C:320:MET:SD	2.73	0.61
1:C:90:ILE:CD1	1:C:111:ILE:HG21	2.30	0.61
1:B:229:LEU:O	1:B:232:GLN:HG3	2.00	0.61
1:A:10:ALA:HB2	1:B:313:GLU:CG	2.26	0.61
1:A:8:TYR:N	1:A:8:TYR:HD2	1.99	0.61
1:B:273:SER:HA	1:B:311:TYR:O	2.00	0.61
1:C:103:PRO:HD2	2:C:335:BR:BR	2.55	0.61
1:D:324:GLN:HG2	1:D:325:THR:H	1.65	0.61
1:B:107:ARG:NH1	1:B:159:LYS:NZ	2.49	0.61

Continued on next page...

Continued from previous page...

Atom-1	Atom-2	Interatomic distance (Å)	Clash overlap (Å)
1:C:140:GLY:HA2	1:C:163:SER:HB2	1.83	0.61
1:B:279:LEU:HD13	1:B:289:ASN:HD22	1.66	0.60
1:A:144:ILE:H	1:A:144:ILE:HD12	1.66	0.60
1:C:108:ILE:N	1:C:108:ILE:HD12	2.13	0.60
1:B:199:SER:HA	1:B:203:CYS:SG	2.40	0.60
1:D:15:LYS:HE2	2:D:335:BR:BR	2.57	0.60
1:D:106:PHE:O	1:D:186:TYR:HE2	1.84	0.60
1:C:39:ILE:HD13	1:C:39:ILE:O	2.02	0.60
1:D:107:ARG:HB3	1:D:159:LYS:HE3	1.84	0.60
1:A:8:TYR:N	1:A:8:TYR:CD2	2.70	0.60
1:D:255:SER:HA	1:D:258:PHE:CE1	2.36	0.60
1:B:68:VAL:HG21	2:B:340:BR:BR	2.57	0.60
1:B:135:ASP:HB3	1:B:187:VAL:HG23	1.83	0.60
1:A:178:GLY:O	1:A:189:GLU:HA	2.01	0.60
1:C:48:SER:OG	1:C:50:ASN:ND2	2.35	0.60
1:D:135:ASP:HB3	1:D:187:VAL:CG2	2.32	0.60
1:B:250:LYS:CD	1:B:329:ASN:HD21	2.07	0.59
1:A:95:TRP:CH2	1:A:169:PRO:HD3	2.37	0.59
1:A:17:ARG:HD3	2:A:342:BR:BR	2.57	0.59
1:C:144:ILE:HG22	1:C:146:SER:HB2	1.84	0.59
1:C:282:LYS:HE3	1:C:303:MET:CE	2.31	0.59
1:C:83:PRO:HD2	2:C:341:BR:BR	2.57	0.59
1:A:130:VAL:O	1:A:191:LEU:HB2	2.02	0.59
1:C:308:GLU:OE2	1:D:15:LYS:HD2	2.02	0.59
1:C:231:TRP:HE1	1:C:232:GLN:HE21	1.50	0.59
1:B:93:ARG:NH2	1:B:106:PHE:CE1	2.68	0.59
1:A:173:ARG:HH22	1:A:226:GLU:HG3	1.67	0.59
1:A:149:ASP:HB3	1:A:152:GLU:HB2	1.84	0.59
1:A:119:TYR:CE2	1:A:120:ASN:ND2	2.70	0.59
1:B:148:THR:O	1:B:149:ASP:HB2	2.02	0.59
1:C:11:ILE:CG1	1:D:61:PRO:HG2	2.32	0.59
1:C:170:PRO:HB3	1:C:188:TRP:CD1	2.38	0.59
1:D:103:PRO:HG2	1:D:104:TYR:CE2	2.38	0.59
1:D:182:PRO:HG2	1:D:183:GLY:H	1.68	0.58
1:D:202:ARG:CB	1:D:209:VAL:HG21	2.33	0.58
1:D:132:ARG:HH11	1:D:241:ARG:HH21	1.51	0.58
1:D:296:TYR:CD1	1:D:297:TYR:N	2.71	0.58
1:B:107:ARG:HH11	1:B:159:LYS:HZ2	1.51	0.58
1:A:232:GLN:C	1:B:289:ASN:HD21	2.07	0.58
1:B:9:ARG:NH1	1:B:9:ARG:HG3	2.17	0.58
1:D:50:ASN:O	1:D:56:PHE:CD1	2.57	0.58

Continued on next page...

Continued from previous page...

Atom-1	Atom-2	Interatomic distance (Å)	Clash overlap (Å)
1:D:107:ARG:HG2	1:D:107:ARG:HH21	1.66	0.58
1:D:50:ASN:ND2	1:D:50:ASN:H	2.00	0.58
1:B:40:THR:O	1:B:272:ILE:HA	2.04	0.58
1:D:39:ILE:HG23	1:D:39:ILE:O	2.03	0.58
1:A:92:ARG:HB2	1:A:208:ILE:HG23	1.85	0.58
1:C:136:VAL:HB	1:C:137:PRO:HD2	1.85	0.58
1:A:144:ILE:N	1:A:144:ILE:HD12	2.19	0.58
1:C:43:ARG:HB3	1:C:271:GLN:HG3	1.86	0.58
1:C:199:SER:HA	1:C:203:CYS:HB2	1.86	0.58
1:A:269:PHE:CE1	1:A:272:ILE:HD11	2.39	0.58
1:D:34:LYS:HE3	1:D:34:LYS:HA	1.86	0.58
1:D:102:ASP:CB	2:D:336:BR:BR	3.07	0.57
1:A:129:LEU:HD22	1:A:190:TYR:HE1	1.69	0.57
1:A:77:GLY:HA2	1:A:299:PRO:HD3	1.86	0.57
1:A:9:ARG:HB3	1:B:60:TYR:CD2	2.38	0.57
1:B:43:ARG:CD	1:B:270:ARG:HB2	2.35	0.57
1:D:196:PRO:O	1:D:200:ILE:HG13	2.04	0.57
1:C:248:ARG:NH1	1:C:248:ARG:HB3	2.19	0.57
1:C:8:TYR:CZ	1:D:315:ARG:HD2	2.40	0.57
1:A:95:TRP:HB2	1:A:112:VAL:CG1	2.34	0.57
1:B:86:LEU:HD21	1:B:249:PHE:CE2	2.40	0.57
1:B:238:LEU:HB2	1:B:241:ARG:HH21	1.70	0.57
1:B:21:MET:HE3	1:B:245:ASN:CA	2.34	0.57
1:B:86:LEU:HD21	1:B:249:PHE:CD2	2.39	0.57
1:D:120:ASN:O	1:D:122:THR:HG23	2.05	0.57
1:C:108:ILE:O	1:C:109:ASN:HB2	2.04	0.57
1:A:279:LEU:HD13	1:A:289:ASN:HB3	1.86	0.57
1:C:28:ILE:HA	1:C:35:ASN:O	2.03	0.57
1:A:254:ASP:HB3	1:A:256:VAL:HG22	1.86	0.57
1:C:132:ARG:HH11	1:C:134:LEU:HD21	1.70	0.57
1:C:285:PRO:HB3	1:D:232:GLN:NE2	2.20	0.57
1:A:95:TRP:CE3	1:A:169:PRO:HB3	2.40	0.57
1:B:254:ASP:HB3	1:B:257:TYR:CD2	2.40	0.57
1:C:250:LYS:HE3	1:C:327:GLU:CG	2.28	0.56
1:A:95:TRP:HB2	1:A:112:VAL:HG11	1.87	0.56
1:A:65:VAL:HG23	2:B:335:BR:BR	2.60	0.56
1:C:60:TYR:CE1	1:D:9:ARG:HD2	2.39	0.56
1:A:173:ARG:HH22	1:A:226:GLU:CG	2.18	0.56
1:B:217:LYS:HA	1:B:236:PHE:CE1	2.40	0.56
1:C:258:PHE:HD1	1:C:261:ALA:HB3	1.71	0.56
1:C:86:LEU:HD21	1:C:249:PHE:CD2	2.40	0.56

Continued on next page...

Continued from previous page...

Atom-1	Atom-2	Interatomic distance (Å)	Clash overlap (Å)
1:D:228:ASN:ND2	1:D:231:TRP:H	2.03	0.56
1:A:320:MET:HB2	3:A:355:HOH:O	2.06	0.56
1:D:113:VAL:HG21	1:D:208:ILE:HG21	1.87	0.56
1:C:47:TRP:CZ2	1:C:314:ASN:HB3	2.40	0.56
1:B:279:LEU:H	1:B:306:SER:HB2	1.71	0.56
1:C:270:ARG:HG3	1:C:270:ARG:NH1	2.18	0.56
1:A:151:ASP:HA	1:A:154:LEU:CB	2.35	0.56
1:A:17:ARG:CD	2:A:342:BR:BR	3.09	0.56
1:A:111:ILE:CD1	1:A:132:ARG:HG2	2.36	0.56
1:D:95:TRP:CZ2	1:D:169:PRO:HD3	2.40	0.56
1:A:308:GLU:HG3	1:B:240:TYR:CE2	2.40	0.56
1:B:105:THR:HG22	2:B:337:BR:BR	2.61	0.56
1:D:107:ARG:CZ	1:D:161:THR:HB	2.35	0.56
1:B:44:SER:HA	1:B:270:ARG:NH1	2.21	0.56
1:C:20:LYS:CD	1:D:20:LYS:HD3	2.36	0.55
1:C:165:ARG:HH21	1:C:167:MET:HA	1.71	0.55
1:C:116:SER:N	1:C:120:ASN:ND2	2.53	0.55
1:D:270:ARG:HH11	1:D:270:ARG:HG3	1.72	0.55
1:C:85:MET:HB3	1:C:250:LYS:O	2.07	0.55
1:D:108:ILE:HB	1:D:159:LYS:NZ	2.22	0.55
1:C:240:TYR:CE2	1:D:308:GLU:HG3	2.41	0.55
1:D:40:THR:HG22	1:D:78:THR:HG22	1.88	0.55
1:B:258:PHE:HB2	1:B:260:GLU:HG3	1.89	0.55
1:A:202:ARG:HB3	1:A:209:VAL:HG21	1.88	0.55
1:C:35:ASN:ND2	2:D:337:BR:BR	2.94	0.55
1:A:111:ILE:HG23	1:A:130:VAL:HG13	1.88	0.55
1:C:232:GLN:O	1:D:303:MET:HE1	2.05	0.55
1:C:131:TYR:CD1	1:C:190:TYR:HA	2.42	0.55
1:C:319:ILE:HD12	1:C:319:ILE:O	2.06	0.55
1:A:96:GLY:O	1:A:98:THR:N	2.39	0.55
1:D:95:TRP:CH2	1:D:169:PRO:HD3	2.41	0.54
1:D:202:ARG:HB2	1:D:209:VAL:HG21	1.89	0.54
1:B:92:ARG:HB2	1:B:208:ILE:HG23	1.89	0.54
1:B:42:GLY:O	1:B:43:ARG:CB	2.55	0.54
1:D:180:ILE:O	1:D:182:PRO:HD3	2.08	0.54
1:C:7:ILE:HG22	1:C:8:TYR:CD2	2.42	0.54
1:A:44:SER:HB2	1:A:267:LYS:HG3	1.88	0.54
1:A:252:TYR:HB3	1:A:325:THR:HG21	1.89	0.54
1:A:255:SER:HB2	1:A:322:MET:O	2.06	0.54
1:A:149:ASP:HB3	1:A:152:GLU:CB	2.38	0.54
1:D:304:ARG:O	1:D:305:HIS:HB2	2.07	0.54

Continued on next page...

Continued from previous page...

Atom-1	Atom-2	Interatomic distance (Å)	Clash overlap (Å)
1:C:258:PHE:CD1	1:C:261:ALA:HB3	2.43	0.54
1:C:131:TYR:HD1	1:C:190:TYR:HA	1.73	0.54
1:B:42:GLY:HA3	1:B:74:HIS:O	2.07	0.54
1:B:226:GLU:HG2	1:B:227:ASP:N	2.23	0.54
1:D:219:ASP:OD2	1:D:222:ARG:HB2	2.08	0.54
1:D:149:ASP:HB3	1:D:152:GLU:CG	2.25	0.54
1:B:283:ALA:O	1:B:285:PRO:HD3	2.07	0.54
1:B:136:VAL:HB	1:B:137:PRO:CD	2.37	0.54
1:C:168:THR:HG23	1:C:182:PRO:HB3	1.90	0.54
1:A:214:GLU:HB2	2:A:338:BR:BR	2.62	0.54
1:A:260:GLU:N	1:A:260:GLU:OE2	2.33	0.54
1:C:95:TRP:CH2	1:C:169:PRO:HD3	2.43	0.53
1:D:102:ASP:HB3	2:D:336:BR:BR	2.63	0.53
1:B:151:ASP:HB3	1:B:154:LEU:HB2	1.90	0.53
1:C:10:ALA:O	1:C:11:ILE:HG23	2.07	0.53
1:C:175:ASP:OD1	1:C:177:GLU:N	2.42	0.53
1:B:90:ILE:CD1	1:B:111:ILE:HG21	2.39	0.53
1:B:274:ILE:HG13	1:B:332:PHE:CZ	2.40	0.53
1:D:228:ASN:HD21	1:D:231:TRP:H	1.54	0.53
1:D:304:ARG:HB3	1:D:304:ARG:HH21	1.73	0.53
1:A:135:ASP:HB3	1:A:187:VAL:HG23	1.89	0.53
1:D:291:LYS:O	1:D:293:GLU:HG3	2.08	0.53
1:D:304:ARG:HB3	1:D:304:ARG:NH2	2.24	0.53
1:B:196:PRO:O	1:B:200:ILE:HG13	2.08	0.53
1:A:168:THR:OG1	1:A:169:PRO:HD2	2.09	0.53
1:A:132:ARG:HB2	1:A:191:LEU:HD11	1.90	0.53
1:D:165:ARG:HD3	1:D:165:ARG:O	2.09	0.53
1:A:99:ARG:O	1:A:100:TYR:CD2	2.62	0.53
1:D:292:ALA:HB1	1:D:297:TYR:CE2	2.44	0.53
1:C:111:ILE:HD12	1:C:132:ARG:HG2	1.90	0.53
1:C:37:ILE:HD11	1:C:81:VAL:CG1	2.35	0.53
1:A:44:SER:O	1:A:267:LYS:HB2	2.09	0.53
1:A:21:MET:HG3	1:A:247:ILE:CG1	2.39	0.53
1:C:90:ILE:HD12	1:C:111:ILE:HG21	1.91	0.53
1:C:78:THR:OG1	1:C:297:TYR:HB2	2.09	0.53
1:B:237:GLY:O	1:B:240:TYR:HB2	2.09	0.53
1:A:193:GLU:HG2	1:A:194:ILE:N	2.24	0.53
1:A:161:THR:O	1:A:161:THR:HG23	2.08	0.53
1:D:39:ILE:HD13	1:D:39:ILE:C	2.29	0.53
1:A:10:ALA:CB	1:B:313:GLU:HG3	2.29	0.52
1:C:313:GLU:OE1	1:C:315:ARG:HD2	2.09	0.52

Continued on next page...

Continued from previous page...

Atom-1	Atom-2	Interatomic distance (Å)	Clash overlap (Å)
1:D:115:ASN:N	1:D:120:ASN:OD1	2.38	0.52
1:C:64:SER:O	1:C:67:GLY:N	2.42	0.52
1:C:109:ASN:HA	1:C:132:ARG:HD3	1.90	0.52
1:D:108:ILE:HB	1:D:159:LYS:HZ2	1.74	0.52
1:B:148:THR:HG22	1:B:160:TRP:CZ3	2.45	0.52
1:B:184:ASP:OD1	1:B:186:TYR:HB2	2.09	0.52
1:D:258:PHE:CD2	1:D:261:ALA:HB3	2.37	0.52
1:B:42:GLY:O	1:B:43:ARG:HB2	2.08	0.52
1:C:292:ALA:HB1	1:C:297:TYR:CZ	2.44	0.52
1:B:111:ILE:HG12	1:B:242:VAL:HB	1.90	0.52
1:A:196:PRO:O	1:A:200:ILE:HG13	2.09	0.52
1:A:219:ASP:OD2	1:A:222:ARG:HB2	2.09	0.52
1:D:85:MET:HG2	1:D:250:LYS:O	2.09	0.52
1:B:102:ASP:N	1:B:103:PRO:HD3	2.25	0.52
1:C:61:PRO:HG2	1:D:11:ILE:CG2	2.39	0.52
1:C:97:ASP:OD1	1:C:99:ARG:NH1	2.43	0.52
1:C:303:MET:SD	1:D:232:GLN:O	2.68	0.52
1:D:183:GLY:O	1:D:185:GLY:N	2.43	0.52
1:D:82:LEU:O	1:D:85:MET:HB2	2.09	0.52
1:A:39:ILE:HG13	1:A:81:VAL:CG2	2.39	0.52
1:A:227:ASP:O	1:A:229:LEU:HD22	2.10	0.52
1:C:43:ARG:HB2	1:C:74:HIS:HB3	1.92	0.52
1:A:308:GLU:OE2	1:B:15:LYS:HD2	2.10	0.52
1:A:308:GLU:HG3	1:B:240:TYR:CZ	2.45	0.52
1:B:254:ASP:HB3	1:B:257:TYR:HD2	1.74	0.52
1:A:9:ARG:HB3	1:B:60:TYR:HD2	1.74	0.51
1:C:150:LYS:HD3	3:C:370:HOH:O	2.10	0.51
1:D:31:GLY:C	1:D:33:ASP:H	2.13	0.51
1:B:39:ILE:HD11	1:B:272:ILE:HG23	1.92	0.51
1:A:134:LEU:HD11	1:A:189:GLU:HB2	1.92	0.51
1:A:131:TYR:HD1	1:A:190:TYR:HA	1.72	0.51
1:C:291:LYS:HB2	1:C:291:LYS:NZ	2.25	0.51
1:A:202:ARG:HB2	1:A:209:VAL:HG21	1.91	0.51
1:C:246:THR:HA	1:C:332:PHE:O	2.10	0.51
1:A:175:ASP:HB2	1:A:179:THR:OG1	2.10	0.51
1:D:27:SER:O	1:D:34:LYS:HE3	2.10	0.51
1:B:250:LYS:HA	1:B:329:ASN:ND2	2.25	0.51
1:A:109:ASN:HA	1:A:132:ARG:HD3	1.93	0.51
1:D:83:PRO:C	1:D:85:MET:H	2.13	0.51
1:A:27:SER:O	1:A:35:ASN:N	2.38	0.51
1:B:58:PRO:HB2	1:B:59:PRO:HD2	1.93	0.51

Continued on next page...

Continued from previous page...

Atom-1	Atom-2	Interatomic distance (Å)	Clash overlap (Å)
1:B:151:ASP:CB	1:B:154:LEU:HB2	2.41	0.51
1:D:144:ILE:HB	1:D:147:LEU:HD12	1.92	0.51
1:B:145:ALA:CB	1:D:11:ILE:HG13	2.40	0.51
1:C:39:ILE:O	1:C:39:ILE:HG23	2.10	0.51
1:C:87:ASP:OD2	1:C:202:ARG:NE	2.43	0.51
1:D:114:CYS:HA	1:D:120:ASN:OD1	2.10	0.51
1:D:216:LEU:HD11	1:D:225:TYR:CG	2.46	0.51
1:A:111:ILE:HD12	1:A:132:ARG:HG2	1.93	0.51
1:B:321:ALA:HB3	1:B:324:GLN:CB	2.38	0.51
1:D:82:LEU:HD23	2:D:344:BR:BR	2.66	0.51
1:A:97:ASP:C	1:A:99:ARG:H	2.14	0.51
1:B:36:THR:HG22	3:B:350:HOH:O	2.10	0.51
1:C:56:PHE:CG	1:C:57:ALA:N	2.79	0.51
1:A:183:GLY:C	1:A:185:GLY:H	2.13	0.51
1:D:35:ASN:ND2	1:D:277:ASN:HD21	2.08	0.51
1:C:77:GLY:CA	1:C:299:PRO:HD3	2.36	0.51
1:D:199:SER:HA	1:D:203:CYS:SG	2.51	0.51
1:D:164:ALA:O	1:D:165:ARG:C	2.50	0.51
1:B:192:PHE:CD2	1:B:238:LEU:HD21	2.45	0.51
1:C:274:ILE:HG22	1:C:310:ILE:HG12	1.93	0.51
1:A:233:GLN:HG3	1:A:234:ASP:H	1.76	0.51
1:C:150:LYS:HA	1:C:160:TRP:CE3	2.47	0.50
1:C:213:PRO:HB2	2:C:339:BR:BR	2.67	0.50
1:A:77:GLY:HA3	1:A:258:PHE:CE2	2.45	0.50
1:C:209:VAL:HG12	1:C:210:VAL:N	2.26	0.50
1:B:298:ASP:HA	3:B:405:HOH:O	2.10	0.50
1:A:165:ARG:NH2	1:A:166:SER:O	2.44	0.50
1:C:165:ARG:NH2	1:C:167:MET:O	2.43	0.50
1:C:118:PRO:HB2	2:C:336:BR:BR	2.67	0.50
1:B:319:ILE:HD13	1:B:319:ILE:H	1.75	0.50
1:B:256:VAL:HG22	1:B:323:ASP:OD2	2.12	0.50
1:D:137:PRO:HG3	1:D:185:GLY:C	2.32	0.50
1:C:270:ARG:HG2	1:C:317:PRO:HA	1.94	0.50
1:C:43:ARG:N	1:C:74:HIS:O	2.44	0.50
1:B:68:VAL:O	1:B:71:MET:HB3	2.11	0.50
1:D:234:ASP:OD1	1:D:241:ARG:HD3	2.11	0.50
1:C:199:SER:HA	1:C:203:CYS:SG	2.52	0.50
1:A:256:VAL:HG23	1:A:257:TYR:CD2	2.47	0.50
1:B:43:ARG:CD	1:B:270:ARG:HD2	2.39	0.50
1:A:102:ASP:HB3	1:A:105:THR:O	2.11	0.50
1:D:64:SER:O	1:D:68:VAL:HG23	2.12	0.50

Continued on next page...

Continued from previous page...

Atom-1	Atom-2	Interatomic distance (Å)	Clash overlap (Å)
1:D:183:GLY:C	1:D:185:GLY:N	2.66	0.50
1:B:268:GLY:HA2	1:B:320:MET:CE	2.41	0.50
1:B:304:ARG:O	1:B:305:HIS:HB2	2.12	0.50
1:C:116:SER:N	1:C:120:ASN:HD21	2.10	0.49
1:D:47:TRP:NE1	1:D:270:ARG:HB3	2.27	0.49
1:D:108:ILE:HG22	1:D:109:ASN:OD1	2.12	0.49
1:A:86:LEU:HD21	1:A:249:PHE:CE2	2.47	0.49
1:C:315:ARG:HB3	1:D:8:TYR:HD2	1.77	0.49
1:B:151:ASP:CA	1:B:154:LEU:HB2	2.42	0.49
1:B:102:ASP:HA	2:B:337:BR:BR	2.67	0.49
1:D:40:THR:CG2	1:D:78:THR:HG22	2.42	0.49
1:A:76:MET:HE1	1:A:261:ALA:HB1	1.93	0.49
1:D:43:ARG:HD3	1:D:270:ARG:HB2	1.93	0.49
1:B:282:LYS:HG3	1:B:303:MET:HE1	1.94	0.49
1:D:250:LYS:HE3	1:D:327:GLU:OE1	2.13	0.49
1:D:271:GLN:HG2	1:D:314:ASN:OD1	2.12	0.49
1:A:47:TRP:NE1	1:A:270:ARG:HB3	2.28	0.49
1:D:304:ARG:HH21	1:D:304:ARG:CB	2.24	0.49
1:A:135:ASP:HB3	1:A:187:VAL:CG2	2.42	0.49
1:A:232:GLN:NE2	1:B:286:ASN:HA	2.16	0.49
1:D:40:THR:HG1	1:D:273:SER:HG	1.55	0.49
1:A:128:TRP:CE2	1:A:199:SER:HB2	2.48	0.49
1:A:297:TYR:CD2	1:A:302:LEU:HD21	2.48	0.49
1:C:116:SER:H	1:C:120:ASN:HD21	1.58	0.49
1:A:132:ARG:HE	1:A:134:LEU:HD23	1.77	0.49
1:D:130:VAL:O	1:D:191:LEU:HB2	2.13	0.49
1:C:248:ARG:HD2	1:C:329:ASN:HD22	1.78	0.49
1:D:233:GLN:N	1:D:233:GLN:OE1	2.45	0.49
1:B:154:LEU:HD22	1:B:154:LEU:N	2.28	0.49
1:D:29:GLY:HA3	1:D:34:LYS:HD3	1.95	0.49
1:D:150:LYS:O	1:D:154:LEU:HG	2.13	0.49
1:A:211:PRO:HG3	1:A:216:LEU:HD13	1.95	0.49
1:D:139:THR:N	1:D:160:TRP:HZ2	2.11	0.48
1:D:255:SER:HA	1:D:258:PHE:CZ	2.48	0.48
1:D:144:ILE:CD1	1:D:144:ILE:N	2.76	0.48
1:D:50:ASN:N	1:D:50:ASN:ND2	2.61	0.48
1:B:147:LEU:HD11	1:C:60:TYR:CE2	2.48	0.48
1:D:298:ASP:O	1:D:301:ASP:N	2.46	0.48
1:B:321:ALA:H	1:B:324:GLN:HE21	1.60	0.48
1:C:40:THR:HG22	1:C:78:THR:CG2	2.41	0.48
1:A:138:ASP:HA	1:A:150:LYS:HD2	1.95	0.48

Continued on next page...

Continued from previous page...

Atom-1	Atom-2	Interatomic distance (Å)	Clash overlap (Å)
1:D:40:THR:HB	1:D:78:THR:HG22	1.95	0.48
1:C:255:SER:HB2	1:C:323:ASP:HA	1.95	0.48
1:B:21:MET:HE3	1:B:246:THR:N	2.29	0.48
1:D:177:GLU:HA	3:D:373:HOH:O	2.14	0.48
1:B:38:PHE:CE2	1:B:80:LYS:HB2	2.48	0.48
1:B:261:ALA:HB3	1:B:320:MET:SD	2.54	0.48
1:D:100:TYR:O	1:D:103:PRO:HD3	2.13	0.48
1:C:147:LEU:HB3	1:C:153:CYS:HB2	1.95	0.48
1:A:101:PRO:O	1:A:102:ASP:C	2.52	0.48
1:D:90:ILE:CD1	1:D:111:ILE:HG21	2.44	0.48
1:C:330:ILE:CG2	1:C:332:PHE:HE2	2.27	0.48
1:D:95:TRP:CZ2	1:D:167:MET:O	2.65	0.48
1:A:274:ILE:HD12	1:A:332:PHE:CZ	2.48	0.48
1:D:128:TRP:HB2	1:D:194:ILE:HB	1.96	0.48
1:C:44:SER:HA	1:C:268:GLY:O	2.14	0.48
1:A:56:PHE:CD2	1:A:316:PRO:HG3	2.46	0.48
1:C:282:LYS:HE3	1:C:303:MET:HE1	1.95	0.48
1:D:267:LYS:HB3	1:D:270:ARG:NH2	2.21	0.48
1:C:10:ALA:HB2	1:D:313:GLU:HB2	1.95	0.48
1:B:270:ARG:HB3	1:B:315:ARG:O	2.14	0.48
1:A:145:ALA:C	1:A:147:LEU:H	2.17	0.48
1:D:204:THR:HG21	1:D:248:ARG:NH2	2.28	0.48
1:C:214:GLU:O	1:C:217:LYS:N	2.47	0.48
1:B:107:ARG:O	1:B:110:ASP:HB2	2.14	0.48
1:B:256:VAL:HG13	1:B:323:ASP:OD2	2.14	0.48
1:D:95:TRP:CG	1:D:169:PRO:HB3	2.48	0.47
1:A:37:ILE:HG22	1:A:81:VAL:CG2	2.44	0.47
1:A:22:LEU:HG	1:A:26:ASN:HD22	1.79	0.47
1:C:110:ASP:O	1:C:112:VAL:HG23	2.13	0.47
1:B:90:ILE:HD12	1:B:111:ILE:HG21	1.95	0.47
1:B:256:VAL:HG22	1:B:323:ASP:CB	2.44	0.47
1:A:84:SER:HB3	2:A:340:BR:BR	2.69	0.47
1:D:175:ASP:HB3	1:D:179:THR:N	2.29	0.47
1:A:214:GLU:HA	1:A:214:GLU:OE1	2.12	0.47
1:D:84:SER:HB3	2:D:342:BR:BR	2.69	0.47
1:D:173:ARG:HA	1:D:190:TYR:HB2	1.95	0.47
1:D:82:LEU:HD12	1:D:85:MET:HE1	1.94	0.47
1:D:118:PRO:C	1:D:120:ASN:H	2.18	0.47
1:D:173:ARG:HG2	1:D:190:TYR:CE2	2.50	0.47
1:D:7:ILE:HG22	3:D:408:HOH:O	2.15	0.47
1:D:202:ARG:HB3	1:D:209:VAL:HG21	1.96	0.47

Continued on next page...

Continued from previous page...

Atom-1	Atom-2	Interatomic distance (Å)	Clash overlap (Å)
1:C:13:THR:HB	1:D:63:ASP:OD2	2.13	0.47
1:A:248:ARG:HG2	1:A:248:ARG:HH11	1.79	0.47
1:D:137:PRO:HG3	1:D:186:TYR:N	2.30	0.47
1:D:82:LEU:HD12	1:D:85:MET:CE	2.45	0.47
1:C:296:TYR:CD1	1:C:297:TYR:N	2.83	0.47
1:B:97:ASP:OD2	1:B:99:ARG:HG3	2.15	0.47
1:D:106:PHE:O	1:D:186:TYR:CE2	2.66	0.47
1:B:225:TYR:CE2	1:B:241:ARG:NH2	2.79	0.47
1:D:252:TYR:O	1:D:254:ASP:N	2.48	0.47
1:B:21:MET:HE1	1:B:244:ALA:O	2.15	0.47
1:C:266:ASN:ND2	1:C:320:MET:H	2.12	0.47
1:C:209:VAL:CG1	1:C:210:VAL:N	2.77	0.47
1:A:136:VAL:HB	1:A:137:PRO:HD2	1.97	0.47
1:B:216:LEU:HD21	1:B:225:TYR:CE2	2.50	0.47
1:C:311:TYR:OH	1:C:313:GLU:OE2	2.26	0.47
1:D:142:CYS:HA	1:D:159:LYS:O	2.14	0.47
1:B:39:ILE:HA	1:B:274:ILE:HD13	1.97	0.47
1:A:112:VAL:HG12	1:A:113:VAL:N	2.29	0.47
1:C:168:THR:CG2	1:C:182:PRO:HB3	2.45	0.47
1:B:279:LEU:H	1:B:306:SER:CB	2.27	0.47
1:A:51:GLU:HA	1:A:56:PHE:CD1	2.50	0.47
1:D:31:GLY:O	1:D:33:ASP:N	2.48	0.47
1:B:319:ILE:HD13	1:B:319:ILE:N	2.30	0.47
1:B:266:ASN:ND2	1:B:320:MET:HG2	2.29	0.47
1:B:230:THR:HA	1:B:233:GLN:OE1	2.15	0.47
1:A:82:LEU:H	1:A:85:MET:HE3	1.80	0.46
1:C:71:MET:HG2	1:C:309:MET:SD	2.55	0.46
1:C:282:LYS:HG2	1:C:303:MET:HE2	1.96	0.46
1:D:259:PRO:HG2	1:D:260:GLU:H	1.81	0.46
1:D:195:PRO:HG2	1:D:198:VAL:CG2	2.45	0.46
1:C:137:PRO:HD3	1:C:186:TYR:CD1	2.51	0.46
1:C:27:SER:O	1:C:35:ASN:N	2.45	0.46
1:D:40:THR:CB	1:D:78:THR:HG22	2.45	0.46
1:D:33:ASP:OD2	1:D:33:ASP:N	2.48	0.46
1:C:10:ALA:HA	1:D:313:GLU:HA	1.98	0.46
1:C:275:ILE:HG22	1:C:278:PRO:HD3	1.98	0.46
1:D:108:ILE:HG12	1:D:134:LEU:O	2.15	0.46
1:C:132:ARG:HE	1:C:134:LEU:CD2	2.22	0.46
1:A:44:SER:HB2	1:A:267:LYS:HG2	1.97	0.46
1:C:20:LYS:HD3	1:D:20:LYS:CD	2.42	0.46
1:D:175:ASP:C	1:D:177:GLU:N	2.68	0.46

Continued on next page...

Continued from previous page...

Atom-1	Atom-2	Interatomic distance (Å)	Clash overlap (Å)
1:C:249:PHE:HB3	3:C:365:HOH:O	2.16	0.46
1:B:111:ILE:HG23	1:B:130:VAL:CG1	2.46	0.46
1:D:321:ALA:CB	1:D:324:GLN:HE21	2.25	0.46
1:C:40:THR:HG21	1:C:275:ILE:HD12	1.98	0.46
1:A:17:ARG:HG2	1:A:334:PHE:OXT	2.16	0.46
1:D:292:ALA:HB1	1:D:297:TYR:CZ	2.50	0.46
1:B:256:VAL:HG22	1:B:323:ASP:HB3	1.96	0.46
1:A:276:THR:HG21	1:B:19:GLU:OE2	2.14	0.46
1:B:225:TYR:OH	1:B:241:ARG:NH2	2.49	0.46
1:A:51:GLU:HA	1:A:56:PHE:CG	2.50	0.46
1:A:230:THR:O	1:A:233:GLN:HG3	2.16	0.46
1:C:198:VAL:HG21	1:C:222:ARG:HH22	1.80	0.46
1:B:43:ARG:HB3	1:B:270:ARG:H	1.81	0.46
1:A:292:ALA:HB1	1:A:297:TYR:CE2	2.51	0.46
1:B:54:VAL:O	1:B:54:VAL:HG13	2.16	0.46
1:D:155:LYS:HE2	1:D:155:LYS:HB3	1.67	0.46
1:D:184:ASP:OD1	1:D:186:TYR:HB2	2.16	0.46
1:C:132:ARG:HB2	1:C:191:LEU:HD21	1.97	0.46
1:A:260:GLU:CG	1:A:261:ALA:H	2.18	0.46
1:D:228:ASN:ND2	1:D:231:TRP:HB3	2.30	0.46
1:D:135:ASP:OD2	1:D:150:LYS:NZ	2.41	0.46
1:D:173:ARG:HH21	1:D:227:ASP:HB2	1.80	0.46
1:C:21:MET:HG3	1:C:247:ILE:HG13	1.98	0.46
1:B:37:ILE:CG1	1:B:81:VAL:HB	2.43	0.46
1:B:95:TRP:O	1:B:120:ASN:ND2	2.47	0.46
1:A:145:ALA:O	1:A:147:LEU:N	2.49	0.46
1:C:51:GLU:HA	1:C:56:PHE:CD2	2.50	0.46
1:B:12:VAL:HG23	1:B:12:VAL:O	2.16	0.46
1:A:269:PHE:CE2	1:A:318:ILE:HB	2.51	0.45
1:C:144:ILE:CG2	1:C:146:SER:HB2	2.46	0.45
1:D:230:THR:HG21	1:D:241:ARG:HH12	1.81	0.45
1:A:262:ALA:O	1:A:263:LEU:HG	2.16	0.45
1:C:192:PHE:CD2	1:C:238:LEU:HD21	2.52	0.45
1:C:263:LEU:O	1:C:264:PRO:C	2.54	0.45
1:B:40:THR:OG1	1:B:273:SER:OG	2.32	0.45
1:C:248:ARG:HD2	1:C:329:ASN:ND2	2.31	0.45
1:C:315:ARG:CZ	1:D:8:TYR:CE2	2.98	0.45
1:C:25:TYR:CE1	1:C:83:PRO:HB3	2.51	0.45
1:D:50:ASN:N	1:D:50:ASN:HD22	2.12	0.45
1:C:258:PHE:O	1:C:258:PHE:CD1	2.69	0.45
1:A:309:MET:N	1:B:15:LYS:HE3	2.31	0.45

Continued on next page...

Continued from previous page...

Atom-1	Atom-2	Interatomic distance (Å)	Clash overlap (Å)
1:D:87:ASP:OD2	1:D:202:ARG:NE	2.49	0.45
1:C:120:ASN:C	1:C:120:ASN:HD22	2.20	0.45
1:D:92:ARG:CB	1:D:208:ILE:HG23	2.43	0.45
1:B:212:TRP:H	1:B:215:GLU:CG	2.29	0.45
1:D:143:SER:HB2	1:D:144:ILE:HD12	1.98	0.45
1:D:40:THR:CG2	1:D:275:ILE:HD12	2.46	0.45
1:D:228:ASN:HD22	1:D:231:TRP:HB3	1.81	0.45
1:A:250:LYS:HE2	1:A:327:GLU:OE2	2.16	0.45
1:A:25:TYR:HB2	1:A:212:TRP:CH2	2.51	0.45
1:C:151:ASP:O	1:C:154:LEU:HB3	2.16	0.45
1:A:61:PRO:HG2	1:B:11:ILE:HG12	1.98	0.45
1:D:274:ILE:HG21	1:D:310:ILE:HD11	1.98	0.45
1:D:111:ILE:HD12	1:D:111:ILE:N	2.32	0.45
1:C:44:SER:HB2	1:C:267:LYS:CB	2.46	0.45
1:D:40:THR:HG22	1:D:78:THR:CG2	2.46	0.45
1:C:334:PHE:N	1:C:334:PHE:CD2	2.83	0.45
1:A:130:VAL:HG12	1:A:191:LEU:HD12	1.99	0.45
1:A:277:ASN:OD1	1:A:291:LYS:CE	2.65	0.45
1:D:107:ARG:HG2	1:D:107:ARG:NH2	2.31	0.45
1:C:165:ARG:NH2	1:C:167:MET:HA	2.31	0.45
1:D:72:TRP:CZ3	1:D:304:ARG:HA	2.51	0.45
1:B:202:ARG:HH21	1:B:250:LYS:HG2	1.82	0.45
1:C:134:LEU:HG	1:C:189:GLU:HB2	1.99	0.45
1:B:72:TRP:CZ3	1:B:304:ARG:HA	2.52	0.45
1:B:284:HIS:O	1:B:286:ASN:N	2.50	0.45
1:A:198:VAL:HA	1:A:202:ARG:HG2	1.99	0.45
1:A:297:TYR:CG	1:A:302:LEU:HD21	2.52	0.45
1:C:123:GLU:HB3	1:C:126:ALA:HB3	1.98	0.45
1:A:76:MET:CE	1:A:261:ALA:HB1	2.47	0.44
1:D:217:LYS:HB2	1:D:236:PHE:CD2	2.52	0.44
1:D:104:TYR:O	1:D:166:SER:N	2.49	0.44
1:C:174:GLY:CA	1:C:180:ILE:HG12	2.47	0.44
1:C:37:ILE:HG12	1:C:81:VAL:HB	1.98	0.44
1:A:47:TRP:HE1	1:A:270:ARG:HB3	1.81	0.44
1:C:248:ARG:HG3	1:C:331:LEU:HD23	2.00	0.44
1:B:265:GLY:O	1:B:266:ASN:O	2.36	0.44
1:A:259:PRO:O	1:A:262:ALA:O	2.36	0.44
1:B:282:LYS:HE2	1:B:303:MET:HE1	1.99	0.44
1:C:330:ILE:HG21	1:C:332:PHE:HE2	1.82	0.44
1:A:304:ARG:HD3	1:A:305:HIS:NE2	2.32	0.44
1:B:272:ILE:HB	1:B:313:GLU:HB3	1.99	0.44

Continued on next page...

Continued from previous page...

Atom-1	Atom-2	Interatomic distance (Å)	Clash overlap (Å)
1:C:61:PRO:HG2	1:D:11:ILE:HG22	1.99	0.44
1:B:319:ILE:H	1:B:319:ILE:CD1	2.29	0.44
1:B:197:ASP:OD2	1:B:197:ASP:N	2.50	0.44
1:B:21:MET:HE3	1:B:245:ASN:HA	1.99	0.44
1:C:102:ASP:HA	2:C:335:BR:BR	2.72	0.44
1:B:196:PRO:HD2	3:B:370:HOH:O	2.17	0.44
1:C:221:THR:HG22	1:C:226:GLU:OE1	2.18	0.44
1:B:85:MET:CE	1:B:251:ALA:HA	2.47	0.44
1:B:77:GLY:HA2	1:B:299:PRO:HD3	1.99	0.44
1:D:175:ASP:HB3	1:D:179:THR:HB	2.00	0.44
1:A:75:MET:O	1:A:299:PRO:HG2	2.17	0.44
1:A:250:LYS:NZ	2:A:339:BR:BR	2.99	0.44
1:D:251:ALA:O	1:D:328:ILE:N	2.39	0.44
1:C:66:LEU:HD22	3:C:368:HOH:O	2.17	0.44
1:B:108:ILE:HG23	1:B:134:LEU:O	2.18	0.44
1:A:260:GLU:CG	1:A:261:ALA:N	2.78	0.44
1:D:83:PRO:C	1:D:85:MET:N	2.71	0.44
1:D:205:ASN:OD1	1:D:206:GLU:HG3	2.17	0.44
1:B:64:SER:O	1:B:68:VAL:HG23	2.18	0.44
1:A:50:ASN:ND2	1:A:50:ASN:N	2.52	0.43
1:C:273:SER:HA	1:C:311:TYR:O	2.18	0.43
1:A:215:GLU:HB2	3:A:417:HOH:O	2.17	0.43
1:D:249:PHE:HB3	3:D:355:HOH:O	2.18	0.43
1:D:8:TYR:HB2	3:D:351:HOH:O	2.17	0.43
1:A:246:THR:HA	1:A:332:PHE:O	2.18	0.43
1:C:114:CYS:HB2	1:C:131:TYR:HE2	1.83	0.43
1:B:292:ALA:HB1	1:B:297:TYR:CE2	2.53	0.43
1:C:94:ASP:HB3	1:C:119:TYR:HE2	1.83	0.43
1:D:103:PRO:HG2	1:D:104:TYR:CD2	2.53	0.43
1:B:271:GLN:HG2	1:B:314:ASN:OD1	2.18	0.43
1:A:267:LYS:HD2	1:A:267:LYS:N	2.32	0.43
1:A:267:LYS:O	1:A:270:ARG:NH2	2.51	0.43
1:C:282:LYS:HE3	1:C:303:MET:HE3	1.99	0.43
1:C:235:ASP:O	1:C:236:PHE:HB2	2.18	0.43
1:B:95:TRP:HE3	1:B:95:TRP:O	2.01	0.43
1:B:225:TYR:HE2	1:B:241:ARG:NH2	2.09	0.43
1:C:144:ILE:O	1:C:145:ALA:HB3	2.18	0.43
1:C:196:PRO:O	1:C:200:ILE:HG13	2.19	0.43
1:B:44:SER:O	1:B:270:ARG:NH1	2.51	0.43
1:C:150:LYS:HB2	1:C:160:TRP:CZ2	2.53	0.43
1:A:141:MET:HG3	1:A:142:CYS:N	2.34	0.43

Continued on next page...

Continued from previous page...

Atom-1	Atom-2	Interatomic distance (Å)	Clash overlap (Å)
1:C:9:ARG:HD2	1:D:58:PRO:O	2.17	0.43
1:D:140:GLY:N	1:D:160:TRP:CZ2	2.87	0.43
1:B:279:LEU:HD13	1:B:289:ASN:ND2	2.31	0.43
1:D:270:ARG:NH1	1:D:270:ARG:HG3	2.32	0.43
1:B:43:ARG:HE	1:B:271:GLN:HG3	1.83	0.43
1:A:150:LYS:O	1:A:154:LEU:N	2.52	0.43
1:C:202:ARG:HB2	1:C:209:VAL:HG21	2.01	0.43
1:B:16:PHE:CE1	1:B:20:LYS:HE3	2.53	0.43
1:C:68:VAL:HG13	1:C:309:MET:HE3	2.00	0.43
1:C:102:ASP:N	1:C:103:PRO:HD3	2.34	0.43
1:A:82:LEU:HB2	1:A:85:MET:HE2	2.01	0.43
1:A:83:PRO:O	1:A:85:MET:N	2.52	0.43
1:A:118:PRO:O	1:A:120:ASN:N	2.52	0.43
1:A:116:SER:H	1:A:120:ASN:HB2	1.84	0.43
1:D:102:ASP:CG	2:D:336:BR:BR	3.12	0.43
1:D:231:TRP:O	1:D:235:ASP:HA	2.19	0.43
1:C:150:LYS:HA	1:C:160:TRP:CZ3	2.53	0.43
1:D:217:LYS:HG3	1:D:236:PHE:CE2	2.54	0.43
1:D:282:LYS:HE2	1:D:287:ASP:O	2.19	0.43
1:A:263:LEU:O	1:A:265:GLY:N	2.52	0.43
1:B:41:PHE:HA	1:B:272:ILE:HD13	2.01	0.42
1:C:117:ALA:HB1	1:C:118:PRO:HD2	2.01	0.42
1:B:226:GLU:HG2	1:B:227:ASP:H	1.84	0.42
1:D:175:ASP:O	1:D:177:GLU:N	2.52	0.42
1:D:161:THR:HG23	1:D:161:THR:O	2.19	0.42
1:B:217:LYS:HE3	3:B:362:HOH:O	2.19	0.42
1:B:113:VAL:HG22	1:B:130:VAL:HG22	2.01	0.42
1:C:23:ASN:ND2	2:C:337:BR:BR	3.07	0.42
1:B:43:ARG:HG2	1:B:270:ARG:NH2	2.34	0.42
1:B:43:ARG:HG2	1:B:44:SER:N	2.34	0.42
1:B:238:LEU:HA	1:B:241:ARG:HE	1.84	0.42
1:D:92:ARG:N	1:D:206:GLU:O	2.44	0.42
1:A:68:VAL:HG22	1:A:309:MET:SD	2.59	0.42
1:D:23:ASN:O	1:D:27:SER:HB3	2.19	0.42
1:A:40:THR:HG22	1:A:78:THR:HG22	2.00	0.42
1:C:29:GLY:CA	1:C:34:LYS:HB3	2.49	0.42
1:B:287:ASP:CB	1:B:288:PRO:HD2	2.47	0.42
1:C:10:ALA:HB2	1:D:313:GLU:CB	2.49	0.42
1:B:158:GLY:O	1:B:159:LYS:C	2.56	0.42
1:B:231:TRP:CE2	1:B:232:GLN:HG2	2.53	0.42
1:D:135:ASP:HB3	1:D:187:VAL:HG21	2.00	0.42

Continued on next page...

Continued from previous page...

Atom-1	Atom-2	Interatomic distance (Å)	Clash overlap (Å)
1:D:106:PHE:CD2	1:D:188:TRP:CZ2	3.08	0.42
1:D:160:TRP:CD1	1:D:162:PRO:HD3	2.54	0.42
1:C:40:THR:CG2	1:C:78:THR:HG22	2.46	0.42
1:A:85:MET:HG2	3:A:353:HOH:O	2.20	0.42
1:A:101:PRO:O	1:A:103:PRO:N	2.53	0.42
1:C:273:SER:C	1:C:274:ILE:HD12	2.40	0.42
1:B:131:TYR:CD1	1:B:190:TYR:HA	2.55	0.42
1:A:274:ILE:HD12	1:A:332:PHE:HZ	1.85	0.42
1:A:83:PRO:C	1:A:85:MET:H	2.21	0.42
1:D:165:ARG:HH21	1:D:167:MET:HE3	1.85	0.42
1:B:239:ILE:HG13	1:B:240:TYR:N	2.35	0.42
1:D:228:ASN:O	1:D:231:TRP:CD1	2.73	0.42
1:D:108:ILE:O	1:D:109:ASN:HB2	2.20	0.42
1:A:173:ARG:NH2	1:A:226:GLU:HG3	2.33	0.42
1:A:9:ARG:HD2	1:B:60:TYR:CE2	2.55	0.42
1:B:167:MET:HB2	1:B:184:ASP:HB3	2.01	0.42
1:B:284:HIS:HB2	1:B:287:ASP:OD2	2.19	0.42
1:A:103:PRO:HG2	1:A:104:TYR:CD2	2.55	0.42
1:A:97:ASP:O	1:A:99:ARG:N	2.53	0.42
1:B:9:ARG:HH11	1:B:9:ARG:CG	2.31	0.42
1:B:298:ASP:O	1:B:301:ASP:N	2.41	0.42
1:B:61:PRO:HG3	1:B:312:MET:O	2.19	0.42
1:A:225:TYR:O	1:A:228:ASN:HB3	2.20	0.42
1:A:192:PHE:CD2	1:A:238:LEU:HD21	2.55	0.42
1:B:311:TYR:OH	1:B:330:ILE:HG23	2.19	0.42
1:C:231:TRP:CD1	1:C:232:GLN:HG3	2.54	0.42
1:C:315:ARG:HB3	1:D:8:TYR:CD2	2.53	0.42
1:B:105:THR:HG23	1:B:105:THR:O	2.20	0.42
1:C:199:SER:HA	1:C:203:CYS:CB	2.49	0.42
1:C:248:ARG:HB3	1:C:248:ARG:HH11	1.83	0.42
1:A:132:ARG:HE	1:A:134:LEU:CD2	2.33	0.41
1:C:296:TYR:CG	1:C:297:TYR:N	2.87	0.41
1:B:258:PHE:CD1	1:B:258:PHE:O	2.73	0.41
1:A:234:ASP:C	1:A:234:ASP:OD2	2.57	0.41
1:B:146:SER:HB3	1:D:12:VAL:HG13	2.02	0.41
1:C:324:GLN:HE21	1:C:324:GLN:HA	1.85	0.41
1:A:211:PRO:CG	1:A:216:LEU:HD13	2.50	0.41
1:B:82:LEU:HD12	1:B:85:MET:SD	2.60	0.41
1:A:119:TYR:HE2	1:A:120:ASN:HD21	1.64	0.41
1:C:37:ILE:CG1	1:C:81:VAL:HB	2.50	0.41
1:C:87:ASP:HB2	1:C:248:ARG:HH12	1.85	0.41

Continued on next page...

Continued from previous page...

Atom-1	Atom-2	Interatomic distance (Å)	Clash overlap (Å)
1:C:324:GLN:NE2	1:C:324:GLN:HA	2.34	0.41
1:C:234:ASP:OD1	1:C:241:ARG:HD2	2.20	0.41
1:B:119:TYR:N	1:B:119:TYR:CD1	2.87	0.41
1:C:48:SER:CB	1:C:50:ASN:HD21	2.33	0.41
1:B:136:VAL:HB	1:B:162:PRO:HG2	2.02	0.41
1:A:309:MET:SD	1:A:312:MET:HE2	2.61	0.41
1:C:144:ILE:C	1:C:146:SER:H	2.22	0.41
1:B:195:PRO:HA	1:B:196:PRO:HD3	1.92	0.41
1:A:43:ARG:CA	1:A:74:HIS:HB3	2.50	0.41
1:A:20:LYS:O	1:A:23:ASN:HB2	2.21	0.41
1:B:226:GLU:C	1:B:228:ASN:H	2.24	0.41
1:A:308:GLU:OE2	1:B:15:LYS:CD	2.68	0.41
1:B:148:THR:HG22	1:B:160:TRP:HZ3	1.85	0.41
1:B:47:TRP:CD1	1:B:58:PRO:HB3	2.55	0.41
1:D:75:MET:HB3	1:D:299:PRO:CG	2.50	0.41
1:A:198:VAL:HG13	1:A:202:ARG:CG	2.44	0.41
1:D:234:ASP:OD2	1:D:234:ASP:C	2.58	0.41
1:C:291:LYS:HB2	1:C:291:LYS:HZ3	1.85	0.41
1:D:129:LEU:HB3	1:D:131:TYR:CE2	2.56	0.41
1:C:7:ILE:HG22	1:C:8:TYR:N	2.36	0.41
1:B:239:ILE:HG23	3:B:364:HOH:O	2.20	0.41
1:C:99:ARG:O	1:C:100:TYR:HD2	2.03	0.41
1:A:83:PRO:C	1:A:85:MET:N	2.74	0.41
1:C:225:TYR:HE1	1:C:236:PHE:CD1	2.39	0.41
1:D:152:GLU:HA	1:D:155:LYS:HE2	2.02	0.41
1:A:101:PRO:O	1:A:103:PRO:HD3	2.21	0.41
1:A:99:ARG:O	1:A:100:TYR:HD2	2.02	0.41
1:A:151:ASP:O	1:A:154:LEU:HB3	2.20	0.41
1:A:173:ARG:NH1	1:A:226:GLU:OE1	2.47	0.41
1:C:240:TYR:CZ	1:D:308:GLU:HG3	2.56	0.41
1:B:202:ARG:NH2	1:B:250:LYS:HG2	2.36	0.41
1:C:137:PRO:HB3	1:C:185:GLY:HA3	2.02	0.41
1:A:104:TYR:CB	1:A:165:ARG:HD2	2.50	0.41
1:D:191:LEU:HD23	1:D:191:LEU:HA	1.79	0.41
1:C:314:ASN:C	1:C:315:ARG:HG2	2.41	0.41
1:C:330:ILE:CG2	1:C:332:PHE:CE2	3.04	0.41
1:D:218:GLU:O	1:D:219:ASP:HB2	2.21	0.41
1:D:298:ASP:O	1:D:299:PRO:C	2.57	0.41
1:C:304:ARG:O	1:C:305:HIS:HB2	2.21	0.41
1:B:84:SER:O	1:B:202:ARG:NH1	2.54	0.41
1:D:184:ASP:OD1	1:D:186:TYR:CD1	2.74	0.41

Continued on next page...

Continued from previous page...

Atom-1	Atom-2	Interatomic distance (Å)	Clash overlap (Å)
1:D:40:THR:HA	1:D:78:THR:HA	2.03	0.41
1:C:99:ARG:C	1:C:100:TYR:CD2	2.95	0.41
1:A:254:ASP:HB3	1:A:256:VAL:CG2	2.51	0.41
1:A:199:SER:HA	1:A:203:CYS:SG	2.61	0.41
1:C:221:THR:CG2	1:C:226:GLU:HB3	2.51	0.41
1:C:211:PRO:HD3	1:C:223:TRP:CE3	2.55	0.41
1:B:120:ASN:O	1:B:121:ALA:C	2.60	0.40
1:B:269:PHE:HA	1:B:270:ARG:NH2	2.36	0.40
1:B:21:MET:CE	1:B:245:ASN:N	2.85	0.40
1:A:283:ALA:C	1:A:284:HIS:ND1	2.74	0.40
1:B:229:LEU:C	1:B:231:TRP:H	2.24	0.40
1:D:173:ARG:HG2	1:D:190:TYR:CD2	2.56	0.40
1:C:220:PRO:O	1:C:225:TYR:N	2.50	0.40
1:B:281:ALA:HA	2:B:343:BR:BR	2.77	0.40
1:B:40:THR:HG1	1:B:273:SER:HG	1.66	0.40
1:A:8:TYR:HD1	1:B:313:GLU:OE1	2.04	0.40
1:D:100:TYR:HB3	1:D:101:PRO:HD2	2.01	0.40
1:C:10:ALA:CB	1:D:313:GLU:HB2	2.51	0.40
1:A:100:TYR:HB3	1:A:101:PRO:CD	2.51	0.40
1:D:23:ASN:ND2	2:D:337:BR:BR	3.07	0.40
1:B:183:GLY:C	1:B:185:GLY:H	2.24	0.40
1:C:8:TYR:CG	1:D:315:ARG:HD2	2.57	0.40
1:D:192:PHE:HD1	1:D:193:GLU:O	2.04	0.40
1:A:87:ASP:OD2	1:A:202:ARG:NE	2.55	0.40
1:C:274:ILE:HG21	1:C:310:ILE:HD11	2.02	0.40
1:B:107:ARG:NH1	1:B:159:LYS:HZ1	2.19	0.40
1:A:7:ILE:N	1:A:7:ILE:CD1	2.83	0.40
1:D:216:LEU:HD21	1:D:225:TYR:CZ	2.57	0.40
1:B:142:CYS:O	1:B:143:SER:HB3	2.21	0.40
1:D:41:PHE:CE2	1:D:77:GLY:HA3	2.57	0.40
1:A:309:MET:H	1:B:15:LYS:HE3	1.87	0.40
1:A:82:LEU:H	1:A:85:MET:CE	2.34	0.40
1:B:334:PHE:CD2	1:B:334:PHE:N	2.89	0.40

There are no symmetry-related clashes.

5.3 Torsion angles

5.3.1 Protein backbone

In the following table, the Percentiles column shows the percent Ramachandran outliers of the chain as a percentile score with respect to all X-ray entries followed by that with respect to entries of similar resolution.

The Analysed column shows the number of residues for which the backbone conformation was analysed, and the total number of residues.

Mol	Chain	Analysed	Favoured	Allowed	Outliers	Percentiles	
1	A	326/334 (98%)	279 (86%)	30 (9%)	17 (5%)	2	8
1	B	326/334 (98%)	276 (85%)	37 (11%)	13 (4%)	4	15
1	C	326/334 (98%)	281 (86%)	35 (11%)	10 (3%)	5	21
1	D	326/334 (98%)	271 (83%)	42 (13%)	13 (4%)	4	15
All	All	1304/1336 (98%)	1107 (85%)	144 (11%)	53 (4%)	3	14

All (53) Ramachandran outliers are listed below:

Mol	Chain	Res	Type
1	A	146	SER
1	A	175	ASP
1	A	322	MET
1	B	43	ARG
1	B	138	ASP
1	B	149	ASP
1	B	264	PRO
1	B	266	ASN
1	B	322	MET
1	C	175	ASP
1	A	97	ASP
1	A	98	THR
1	A	150	LYS
1	A	158	GLY
1	B	147	LEU
1	B	265	GLY
1	C	261	ALA
1	C	264	PRO
1	D	165	ARG
1	D	167	MET
1	D	184	ASP
1	D	253	LEU

Continued on next page...

Continued from previous page...

Mol	Chain	Res	Type
1	D	257	TYR
1	A	43	ARG
1	B	44	SER
1	B	50	ASN
1	D	176	ALA
1	A	102	ASP
1	A	119	TYR
1	A	184	ASP
1	A	256	VAL
1	B	316	PRO
1	C	214	GLU
1	C	233	GLN
1	D	32	PRO
1	D	285	PRO
1	A	101	PRO
1	A	182	PRO
1	A	321	ALA
1	B	47	TRP
1	C	150	LYS
1	C	283	ALA
1	D	139	THR
1	D	175	ASP
1	D	259	PRO
1	A	264	PRO
1	C	232	GLN
1	C	299	PRO
1	B	285	PRO
1	C	198	VAL
1	D	182	PRO
1	A	220	PRO
1	D	219	ASP

5.3.2 Protein sidechains ⓘ

In the following table, the Percentiles column shows the percent sidechain outliers of the chain as a percentile score with respect to all X-ray entries followed by that with respect to entries of similar resolution.

The Analysed column shows the number of residues for which the sidechain conformation was analysed, and the total number of residues.

Continued on next page...

Continued from previous page...

Mol	Chain	Analysed	Rotameric	Outliers	Percentiles	
1	A	289/295 (98%)	272 (94%)	17 (6%)	24	58
1	B	289/295 (98%)	278 (96%)	11 (4%)	40	76
1	C	289/295 (98%)	269 (93%)	20 (7%)	19	48
1	D	289/295 (98%)	276 (96%)	13 (4%)	34	70
All	All	1156/1180 (98%)	1095 (95%)	61 (5%)	28	63

All (61) residues with a non-rotameric sidechain are listed below:

Mol	Chain	Res	Type
1	A	8	TYR
1	A	15	LYS
1	A	49	SER
1	A	50	ASN
1	A	110	ASP
1	A	132	ARG
1	A	175	ASP
1	A	179	THR
1	A	233	GLN
1	A	266	ASN
1	A	267	LYS
1	A	279	LEU
1	A	291	LYS
1	A	296	TYR
1	A	315	ARG
1	A	319	ILE
1	A	322	MET
1	B	39	ILE
1	B	66	LEU
1	B	91	PRO
1	B	136	VAL
1	B	168	THR
1	B	199	SER
1	B	228	ASN
1	B	233	GLN
1	B	264	PRO
1	B	319	ILE
1	B	334	PHE
1	C	36	THR
1	C	37	ILE

Continued on next page...

Continued from previous page...

Mol	Chain	Res	Type
1	C	39	ILE
1	C	50	ASN
1	C	62	THR
1	C	66	LEU
1	C	85	MET
1	C	120	ASN
1	C	132	ARG
1	C	141	MET
1	C	167	MET
1	C	168	THR
1	C	233	GLN
1	C	250	LYS
1	C	254	ASP
1	C	257	TYR
1	C	264	PRO
1	C	291	LYS
1	C	311	TYR
1	C	320	MET
1	D	11	ILE
1	D	33	ASP
1	D	34	LYS
1	D	35	ASN
1	D	39	ILE
1	D	50	ASN
1	D	60	TYR
1	D	107	ARG
1	D	165	ARG
1	D	189	GLU
1	D	226	GLU
1	D	301	ASP
1	D	304	ARG

Some sidechains can be flipped to improve hydrogen bonding and reduce clashes. All (30) such sidechains are listed below:

Mol	Chain	Res	Type
1	A	26	ASN
1	A	50	ASN
1	A	109	ASN
1	A	120	ASN
1	A	228	ASN
1	A	232	GLN
1	A	233	GLN

Continued on next page...

Continued from previous page...

Mol	Chain	Res	Type
1	A	266	ASN
1	A	324	GLN
1	B	201	ASN
1	B	289	ASN
1	B	305	HIS
1	B	324	GLN
1	B	329	ASN
1	C	50	ASN
1	C	52	ASN
1	C	120	ASN
1	C	232	GLN
1	C	266	ASN
1	C	271	GLN
1	C	286	ASN
1	C	324	GLN
1	C	329	ASN
1	D	35	ASN
1	D	50	ASN
1	D	228	ASN
1	D	232	GLN
1	D	305	HIS
1	D	324	GLN
1	D	329	ASN

5.3.3 RNA ⓘ

There are no RNA molecules in this entry.

5.4 Non-standard residues in protein, DNA, RNA chains ⓘ

There are no non-standard protein/DNA/RNA residues in this entry.

5.5 Carbohydrates ⓘ

There are no carbohydrates in this entry.

5.6 Ligand geometry ⓘ

Of 40 ligands modelled in this entry, 40 are monoatomic - leaving 0 for Mogul analysis.

There are no bond length outliers.

There are no bond angle outliers.

There are no chirality outliers.

There are no torsion outliers.

There are no ring outliers.

No monomer is involved in short contacts.

5.7 Other polymers [i](#)

There are no such residues in this entry.

5.8 Polymer linkage issues [i](#)

There are no chain breaks in this entry.

6 Fit of model and data ⓘ

6.1 Protein, DNA and RNA chains ⓘ

In the following table, the column labelled ‘#RSRZ> 2’ contains the number (and percentage) of RSRZ outliers, followed by percent RSRZ outliers for the chain as percentile scores relative to all X-ray entries and entries of similar resolution. The OWAB column contains the minimum, median, 95th percentile and maximum values of the occupancy-weighted average B-factor per residue. The column labelled ‘Q< 0.9’ lists the number of (and percentage) of residues with an average occupancy less than 0.9.

Mol	Chain	Analysed	<RSRZ>	#RSRZ>2	OWAB(Å ²)	Q<0.9
1	A	328/334 (98%)	0.21	26 (7%) 15 10	16, 36, 79, 91	0
1	B	328/334 (98%)	0.64	45 (13%) 4 2	16, 56, 100, 110	0
1	C	328/334 (98%)	0.29	27 (8%) 14 9	16, 37, 84, 101	0
1	D	328/334 (98%)	0.45	37 (11%) 7 4	12, 48, 89, 103	0
All	All	1312/1336 (98%)	0.40	135 (10%) 9 5	12, 44, 91, 110	0

All (135) RSRZ outliers are listed below:

Mol	Chain	Res	Type	RSRZ
1	B	149	ASP	7.8
1	B	54	VAL	6.9
1	B	256	VAL	6.6
1	B	322	MET	6.3
1	B	57	ALA	5.9
1	A	7	ILE	5.4
1	C	264	PRO	5.3
1	B	148	THR	5.1
1	A	321	ALA	5.0
1	C	262	ALA	5.0
1	D	151	ASP	4.9
1	B	47	TRP	4.9
1	C	322	MET	4.9
1	C	164	ALA	4.8
1	B	323	ASP	4.8
1	C	325	THR	4.8
1	B	55	GLY	4.8
1	D	256	VAL	4.8
1	A	157	GLY	4.6
1	A	156	LEU	4.5
1	A	155	LYS	4.4

Continued on next page...

Continued from previous page...

Mol	Chain	Res	Type	RSRZ
1	A	322	MET	4.3
1	C	259	PRO	4.3
1	D	266	ASN	4.3
1	B	267	LYS	4.3
1	D	161	THR	4.3
1	A	265	GLY	4.3
1	D	323	ASP	4.2
1	C	321	ALA	4.2
1	A	264	PRO	4.0
1	D	264	PRO	3.9
1	D	163	SER	3.9
1	B	227	ASP	3.8
1	C	323	ASP	3.7
1	A	158	GLY	3.6
1	B	147	LEU	3.6
1	D	162	PRO	3.6
1	C	154	LEU	3.6
1	B	150	LYS	3.5
1	C	258	PHE	3.5
1	B	58	PRO	3.5
1	B	264	PRO	3.5
1	B	254	ASP	3.3
1	A	227	ASP	3.3
1	A	160	TRP	3.3
1	B	49	SER	3.3
1	A	145	ALA	3.2
1	C	253	LEU	3.2
1	C	257	TYR	3.2
1	D	143	SER	3.2
1	A	163	SER	3.1
1	A	228	ASN	3.1
1	B	257	TYR	3.1
1	D	142	CYS	3.1
1	B	155	LYS	3.0
1	C	265	GLY	3.0
1	B	56	PHE	3.0
1	D	106	PHE	3.0
1	D	267	LYS	3.0
1	C	256	VAL	3.0
1	B	156	LEU	3.0
1	C	254	ASP	2.9
1	C	149	ASP	2.9

Continued on next page...

Continued from previous page...

Mol	Chain	Res	Type	RSRZ
1	C	227	ASP	2.9
1	B	158	GLY	2.9
1	A	146	SER	2.9
1	D	152	GLU	2.9
1	B	50	ASN	2.9
1	D	59	PRO	2.8
1	D	141	MET	2.8
1	A	229	LEU	2.8
1	C	263	LEU	2.8
1	B	266	ASN	2.8
1	B	142	CYS	2.8
1	B	268	GLY	2.8
1	C	160	TRP	2.8
1	D	146	SER	2.7
1	D	102	ASP	2.7
1	B	325	THR	2.7
1	C	320	MET	2.7
1	C	255	SER	2.7
1	D	136	VAL	2.7
1	D	107	ARG	2.7
1	D	322	MET	2.6
1	A	143	SER	2.6
1	D	259	PRO	2.6
1	B	145	ALA	2.6
1	A	286	ASN	2.6
1	D	125	GLY	2.6
1	B	255	SER	2.5
1	B	321	ALA	2.5
1	C	261	ALA	2.5
1	B	154	LEU	2.5
1	D	154	LEU	2.5
1	C	324	GLN	2.5
1	A	266	ASN	2.5
1	A	8	TYR	2.5
1	D	47	TRP	2.4
1	D	160	TRP	2.4
1	D	167	MET	2.4
1	C	233	GLN	2.4
1	B	33	ASP	2.4
1	D	159	LYS	2.4
1	B	283	ALA	2.4
1	D	218	GLU	2.4

Continued on next page...

Continued from previous page...

Mol	Chain	Res	Type	RSRZ
1	D	54	VAL	2.4
1	D	55	GLY	2.3
1	A	138	ASP	2.3
1	B	269	PHE	2.3
1	A	162	PRO	2.3
1	B	59	PRO	2.3
1	D	53	GLU	2.3
1	A	149	ASP	2.3
1	C	175	ASP	2.2
1	D	176	ALA	2.2
1	A	177	GLU	2.2
1	C	319	ILE	2.2
1	A	232	GLN	2.2
1	B	229	LEU	2.2
1	B	262	ALA	2.2
1	D	321	ALA	2.2
1	B	101	PRO	2.2
1	B	265	GLY	2.2
1	B	160	TRP	2.2
1	B	231	TRP	2.1
1	B	261	ALA	2.1
1	B	157	GLY	2.1
1	D	138	ASP	2.1
1	C	7	ILE	2.1
1	B	141	MET	2.1
1	B	300	GLU	2.1
1	D	32	PRO	2.1
1	A	154	LEU	2.1
1	D	50	ASN	2.0
1	D	148	THR	2.0

6.2 Non-standard residues in protein, DNA, RNA chains ⓘ

There are no non-standard protein/DNA/RNA residues in this entry.

6.3 Carbohydrates ⓘ

There are no carbohydrates in this entry.

6.4 Ligands

In the following table, the Atoms column lists the number of modelled atoms in the group and the number defined in the chemical component dictionary. LLDF column lists the quality of electron density of the group with respect to its neighbouring residues in protein, DNA or RNA chains. The B-factors column lists the minimum, median, 95th percentile and maximum values of B factors of atoms in the group. The column labelled 'Q< 0.9' lists the number of atoms with occupancy less than 0.9.

Mol	Type	Chain	Res	Atoms	RSCC	RSR	LLDF	B-factors(Å ²)	Q<0.9
2	BR	A	338	1/1	0.96	0.15	-0.45	27,27,27,27	1
2	BR	C	337	1/1	0.96	0.17	-0.68	25,25,25,25	1
2	BR	A	336	1/1	0.98	0.12	-1.41	28,28,28,28	1
2	BR	C	339	1/1	0.97	0.11	-1.82	35,35,35,35	1
2	BR	A	337	1/1	0.94	0.12	-2.06	32,32,32,32	1
2	BR	B	339	1/1	0.96	0.08	-2.64	24,24,24,24	1
2	BR	D	337	1/1	0.97	0.12	-2.75	28,28,28,28	1
2	BR	D	336	1/1	0.97	0.09	-3.76	72,72,72,72	1
2	BR	B	337	1/1	0.95	0.06	-4.63	63,63,63,63	1
2	BR	D	339	1/1	0.98	0.05	-5.18	25,25,25,25	1
2	BR	B	343	1/1	0.85	0.07	-	76,76,76,76	1
2	BR	C	338	1/1	0.92	0.10	-	53,53,53,53	1
2	BR	A	339	1/1	0.96	0.05	-	41,41,41,41	1
2	BR	A	342	1/1	0.97	0.07	-	40,40,40,40	1
2	BR	D	335	1/1	0.97	0.13	-	36,36,36,36	1
2	BR	C	341	1/1	0.92	0.15	-	26,26,26,26	1
2	BR	B	341	1/1	0.94	0.10	-	40,40,40,40	1
2	BR	C	335	1/1	0.97	0.05	-	53,53,53,53	1
2	BR	A	340	1/1	0.95	0.08	-	18,18,18,18	1
2	BR	C	340	1/1	0.96	0.07	-	46,46,46,46	1
2	BR	D	338	1/1	0.88	0.10	-	40,40,40,40	1
2	BR	B	335	1/1	0.99	0.06	-	43,43,43,43	1
2	BR	B	346	1/1	0.96	0.07	-	45,45,45,45	1
2	BR	B	344	1/1	0.98	0.06	-	25,25,25,25	1
2	BR	B	340	1/1	0.81	0.17	-	47,47,47,47	1
2	BR	B	345	1/1	0.91	0.10	-	48,48,48,48	1
2	BR	A	341	1/1	0.94	0.07	-	37,37,37,37	1
2	BR	D	340	1/1	0.94	0.10	-	29,29,29,29	1
2	BR	D	342	1/1	0.98	0.06	-	32,32,32,32	1
2	BR	D	343	1/1	0.87	0.18	-	33,33,33,33	1
2	BR	B	342	1/1	0.96	0.08	-	37,37,37,37	1
2	BR	C	342	1/1	0.87	0.10	-	37,37,37,37	1
2	BR	C	343	1/1	0.70	0.12	-	75,75,75,75	1
2	BR	A	343	1/1	0.94	0.09	-	31,31,31,31	1
2	BR	B	338	1/1	0.78	0.15	-	54,54,54,54	1

Continued on next page...

Continued from previous page...

Mol	Type	Chain	Res	Atoms	RSCC	RSR	LLDF	B-factors(\AA^2)	Q<0.9
2	BR	B	336	1/1	0.99	0.06	-	29,29,29,29	1
2	BR	D	344	1/1	0.95	0.26	-	39,39,39,39	1
2	BR	C	336	1/1	0.96	0.12	-	29,29,29,29	1
2	BR	D	341	1/1	0.93	0.12	-	44,44,44,44	1
2	BR	A	335	1/1	0.97	0.04	-	51,51,51,51	0

6.5 Other polymers [i](#)

There are no such residues in this entry.