



Full wwPDB X-ray Structure Validation Report ⓘ

Jan 31, 2016 – 09:17 PM GMT

PDB ID : 1O7T
Title : METAL NANOCLUSTERS BOUND TO THE FERRIC BINDING PROTEIN FROM NEISSERIA GONORRHOEAE.
Authors : Alexeev, D.; Zu, H.; Guo, M.; Zhong, W.; Hunter, D.J.B.; Yang, W.; Campopiano, D.J.; Sadler, P.J.
Deposited on : 2002-11-12
Resolution : 1.65 Å(reported)

This is a Full wwPDB X-ray Structure Validation Report for a publicly released PDB entry.
We welcome your comments at validation@mail.wwpdb.org
A user guide is available at
<http://wwpdb.org/validation/2016/XrayValidationReportHelp>
with specific help available everywhere you see the ⓘ symbol.

The following versions of software and data (see [references ⓘ](#)) were used in the production of this report:

MolProbity : 4.02b-467
Mogul : 1.7 (RC4), CSD as536be (2015)
Xtriage (Phenix) : 1.9-1692
EDS : rb-20026688
Percentile statistics : 20151230.v01 (using entries in the PDB archive December 30th 2015)
Refmac : 5.8.0135
CCP4 : 6.5.0
Ideal geometry (proteins) : Engh & Huber (2001)
Ideal geometry (DNA, RNA) : Parkinson et al. (1996)
Validation Pipeline (wwPDB-VP) : trunk26865

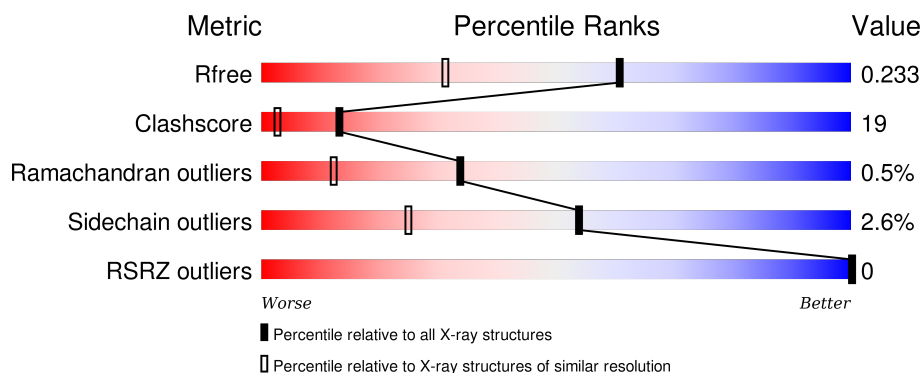
1 Overall quality at a glance

The following experimental techniques were used to determine the structure:

X-RAY DIFFRACTION

The reported resolution of this entry is 1.65 Å.

Percentile scores (ranging between 0-100) for global validation metrics of the entry are shown in the following graphic. The table shows the number of entries on which the scores are based.







Metric	Whole archive (#Entries)	Similar resolution (#Entries, resolution range(Å))
R_{free}	91344	1226 (1.66-1.66)
Clashscore	102246	1323 (1.66-1.66)
Ramachandran outliers	100387	1295 (1.66-1.66)
Sidechain outliers	100360	1295 (1.66-1.66)
RSRZ outliers	91569	1227 (1.66-1.66)

The table below summarises the geometric issues observed across the polymeric chains and their fit to the electron density. The red, orange, yellow and green segments on the lower bar indicate the fraction of residues that contain outliers for ≥ 3 , 2, 1 and 0 types of geometric quality criteria. A grey segment represents the fraction of residues that are not modelled. The numeric value for each fraction is indicated below the corresponding segment, with a dot representing fractions $\leq 5\%$. The upper red bar (where present) indicates the fraction of residues that have poor fit to the electron density. The numeric value is given above the bar.

Mol	Chain	Length	Quality of chain
1	A	309	 76% 22% •
1	B	309	 74% 24% •
1	C	309	 73% 26% •
1	D	309	 65% 34% •
1	E	309	 71% 27% •

Continued on next page...

Continued from previous page...

Mol	Chain	Length	Quality of chain
1	F	309	 72% 28%
1	G	309	 67% 32% •
1	H	309	 61% 38% •
1	I	309	 66% 32% •

2 Entry composition

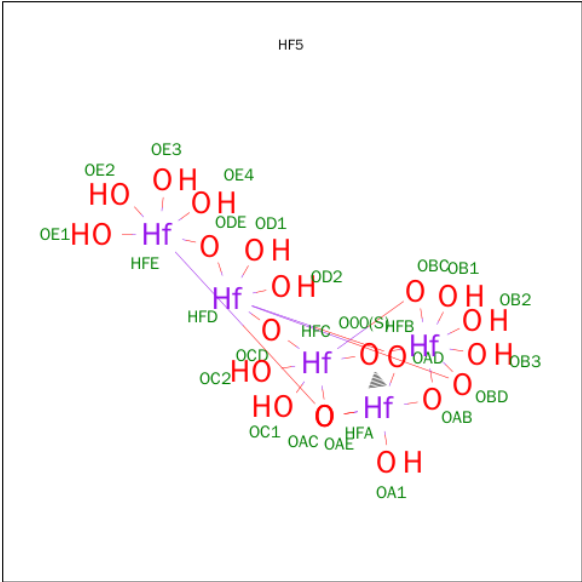
There are 5 unique types of molecules in this entry. The entry contains 23605 atoms, of which 0 are hydrogens and 0 are deuteriums.

In the tables below, the ZeroOcc column contains the number of atoms modelled with zero occupancy, the AltConf column contains the number of residues with at least one atom in alternate conformation and the Trace column contains the number of residues modelled with at most 2 atoms.

- Molecule 1 is a protein called IRON BINDING PROTEIN.

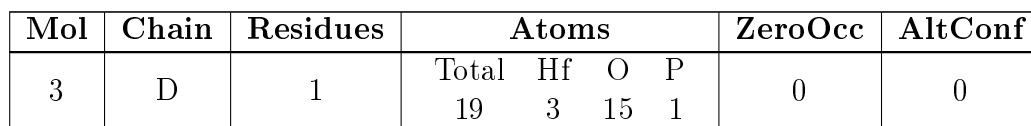
Mol	Chain	Residues	Atoms					ZeroOcc	AltConf	Trace
1	A	309	Total	C	N	O	S	0	0	0
			2377	1507	423	446	1			
1	B	309	Total	C	N	O	S	0	0	0
			2377	1507	423	446	1			
1	C	309	Total	C	N	O	S	0	0	0
			2377	1507	423	446	1			
1	D	309	Total	C	N	O	S	0	0	0
			2377	1507	423	446	1			
1	E	309	Total	C	N	O	S	0	0	0
			2377	1507	423	446	1			
1	F	309	Total	C	N	O	S	0	0	0
			2377	1507	423	446	1			
1	G	309	Total	C	N	O	S	0	0	0
			2377	1507	423	446	1			
1	H	309	Total	C	N	O	S	0	0	0
			2377	1507	423	446	1			
1	I	309	Total	C	N	O	S	0	0	0
			2377	1507	423	446	1			

- Molecule 2 is HF OXO CLUSTER HF5 (three-letter code: HF5) (formula: $\text{H}_{12}\text{Hf}_5\text{O}_{21}$).



Mol	Chain	Residues	Atoms			ZeroOcc	AltConf
2	A	1	Total	Hf	O	0	0
			26	5	21		
2	B	1	Total	Hf	O	0	0
			26	5	21		
2	C	1	Total	Hf	O	0	0
			26	5	21		
2	E	1	Total	Hf	O	0	0
			26	5	21		
2	F	1	Total	Hf	O	0	0
			26	5	21		

- Molecule 3 is SMALLEST HF-OXO-PHOSPHATE CLUSTER HF3 (three-letter code: HF3) (formula: H₇Hf₃O₁₅P).



-

Mol	Chain	Residues	Atoms				ZeroOcc	AltConf
4	G	1	Total 29	Hf 5	O 23	P 1	0	0
4	H	1	Total 29	Hf 5	O 23	P 1	0	0



Continued from previous page...

Mol	Chain	Residues	Atoms				ZeroOcc	AltConf
4	I	1	Total	Hf	O	P	0	0
			29	5	23	1		

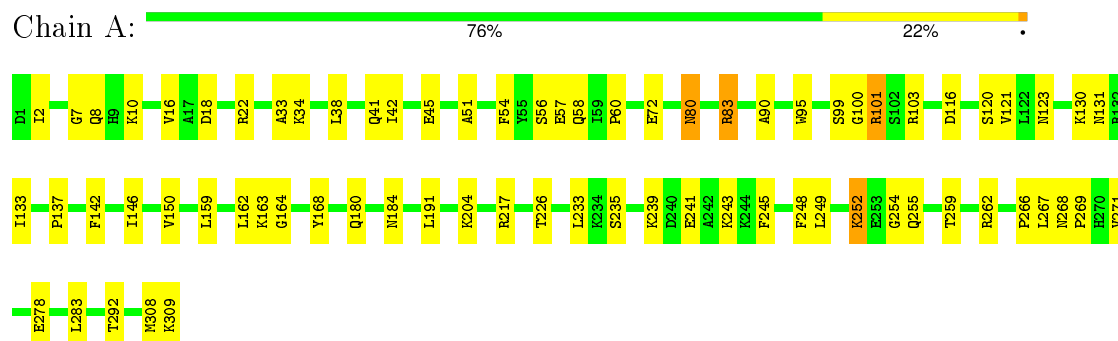
- Molecule 5 is water.

Mol	Chain	Residues	Atoms		ZeroOcc	AltConf
5	A	256	Total	O	0	0
			256	256		
5	B	220	Total	O	0	0
			220	220		
5	C	223	Total	O	0	0
			223	223		
5	D	210	Total	O	0	0
			210	210		
5	E	243	Total	O	0	0
			243	243		
5	F	227	Total	O	0	0
			227	227		
5	G	212	Total	O	0	0
			212	212		
5	H	188	Total	O	0	0
			188	188		
5	I	197	Total	O	0	0
			197	197		

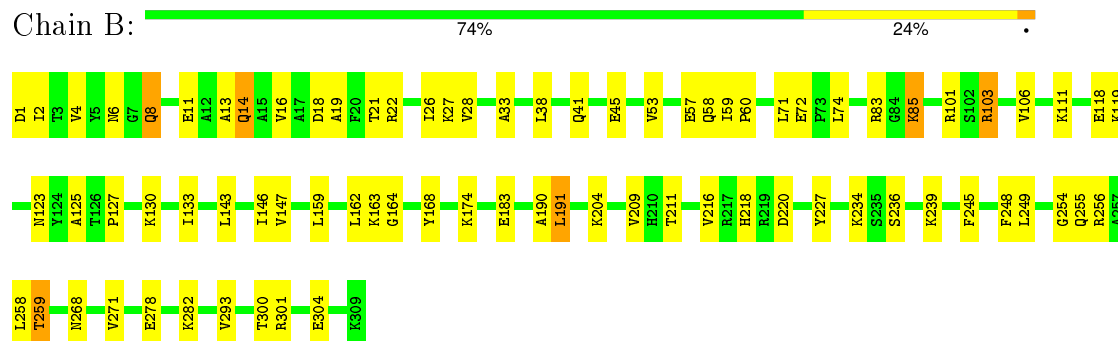
3 Residue-property plots

These plots are drawn for all protein, RNA and DNA chains in the entry. The first graphic for a chain summarises the proportions of errors displayed in the second graphic. The second graphic shows the sequence view annotated by issues in geometry and electron density. Residues are color-coded according to the number of geometric quality criteria for which they contain at least one outlier: green = 0, yellow = 1, orange = 2 and red = 3 or more. A red dot above a residue indicates a poor fit to the electron density ($RSRZ > 2$). Stretches of 2 or more consecutive residues without any outlier are shown as a green connector. Residues present in the sample, but not in the model, are shown in grey.

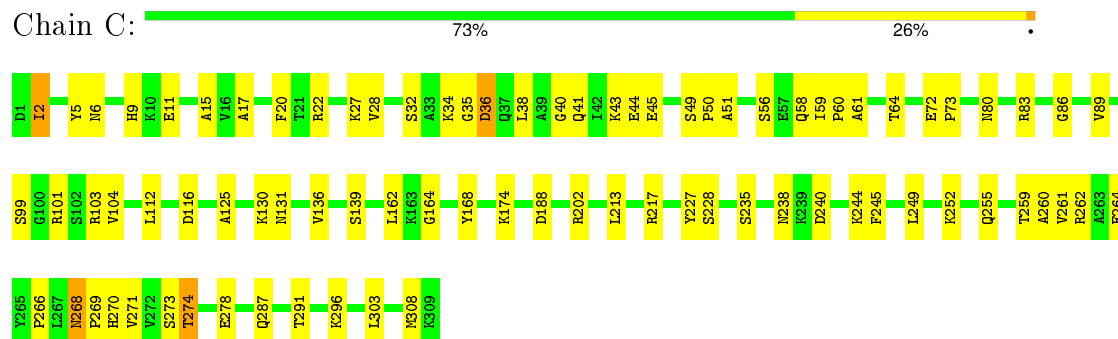
• Molecule 1: IRON BINDING PROTEIN



• Molecule 1: IRON BINDING PROTEIN

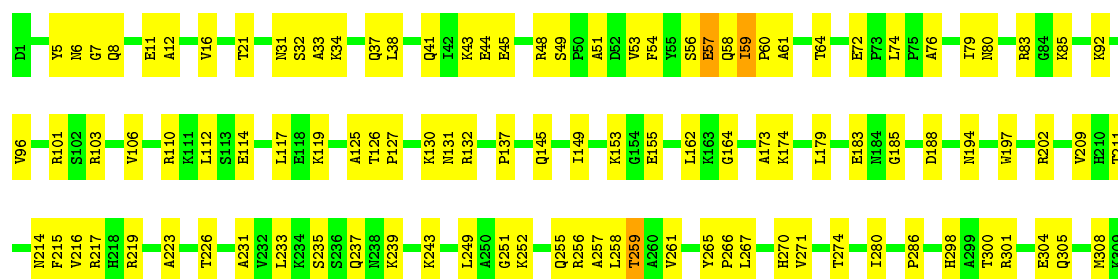


• Molecule 1: IRON BINDING PROTEIN



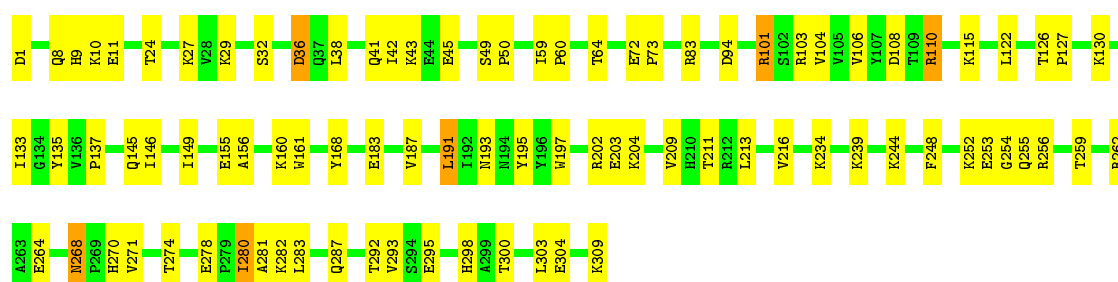
• Molecule 1: IRON BINDING PROTEIN

Chain D:  65% 34%



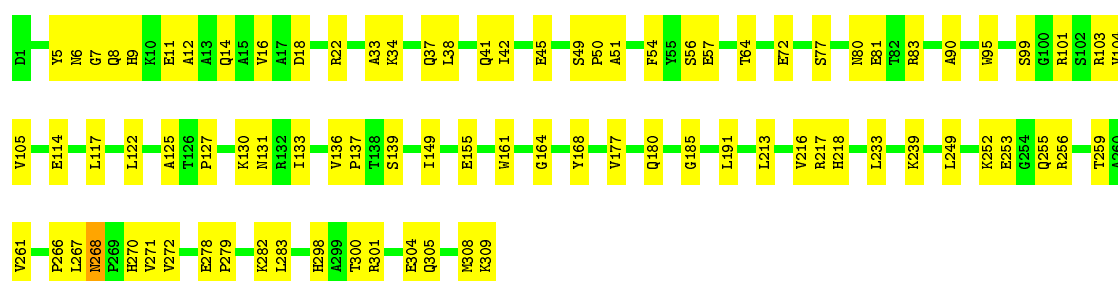
• Molecule 1: IRON BINDING PROTEIN

Chain E:  71% 27%



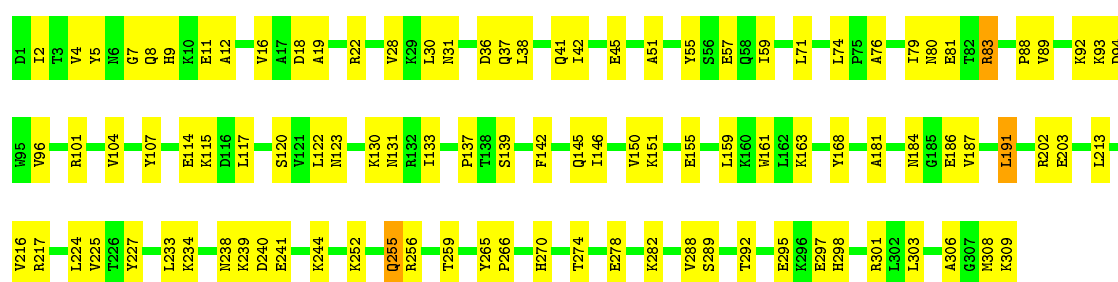
• Molecule 1: IRON BINDING PROTEIN

Chain F:  72% 28%

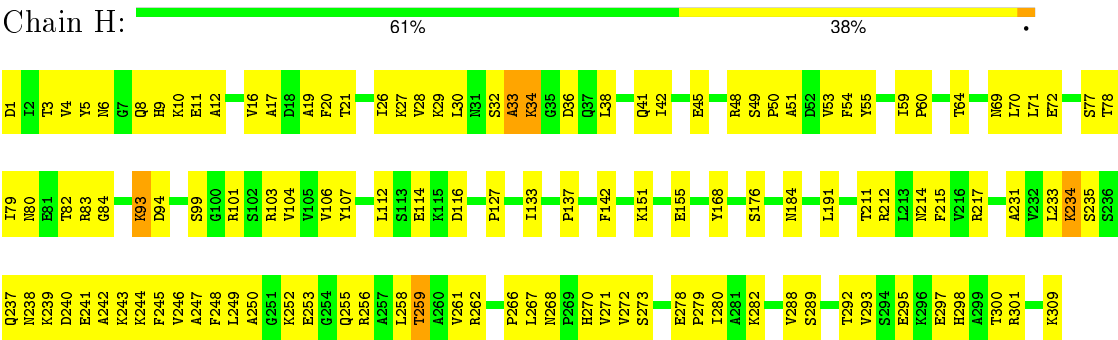


• Molecule 1: IRON BINDING PROTEIN

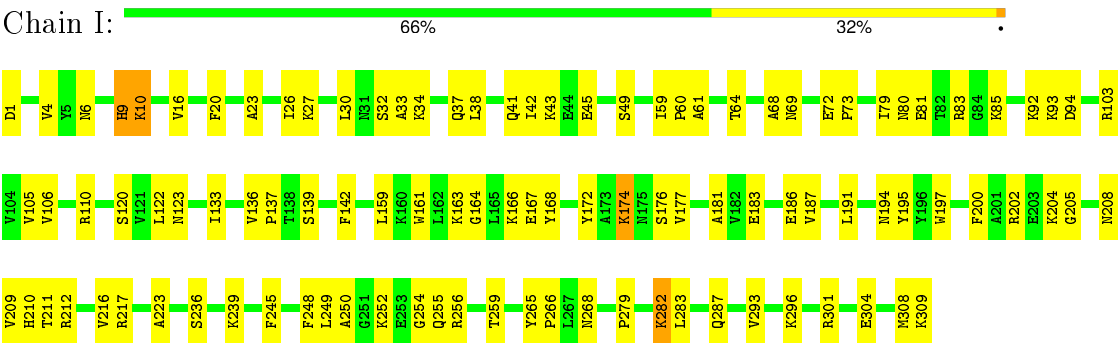
Chain G:  67% 32%



• Molecule 1: IRON BINDING PROTEIN



• Molecule 1: IRON BINDING PROTEIN



4 Data and refinement statistics

Property	Value	Source
Space group	P 32	Depositor
Cell constants a, b, c, α , β , γ	148.13Å 148.13Å 115.84Å 90.00° 90.00° 120.00°	Depositor
Resolution (Å)	30.00 – 1.65 29.43 – 1.55	Depositor EDS
% Data completeness (in resolution range)	100.0 (30.00-1.65) 98.5 (29.43-1.55)	Depositor EDS
R_{merge}	0.08	Depositor
R_{sym}	(Not available)	Depositor
$\langle I/\sigma(I) \rangle$ ¹	1.46 (at 1.55Å)	Xtriage
Refinement program	CNS 1.0	Depositor
R, R_{free}	0.164 , 0.262 0.168 , 0.233	Depositor DCC
R_{free} test set	23843 reflections (7.50%)	DCC
Wilson B-factor (Å ²)	28.0	Xtriage
Anisotropy	0.230	Xtriage
Bulk solvent k_{sol} (e/Å ³), B_{sol} (Å ²)	0.30 , 51.3	EDS
Estimated twinning fraction	0.090 for -h,-k,l 0.089 for h,-h-k,-l 0.427 for -k,-h,-l	Xtriage
L-test for twinning ²	$\langle L \rangle = 0.41$, $\langle L^2 \rangle = 0.23$	Xtriage
Outliers	0 of 406391 reflections	Xtriage
F_o, F_c correlation	0.98	EDS
Total number of atoms	23605	wwPDB-VP
Average B, all atoms (Å ²)	31.0	wwPDB-VP

Xtriage's analysis on translational NCS is as follows: *The largest off-origin peak in the Patterson function is 9.82% of the height of the origin peak. No significant pseudotranslation is detected.*

¹Intensities estimated from amplitudes.

²Theoretical values of $\langle |L| \rangle$, $\langle L^2 \rangle$ for acentric reflections are 0.5, 0.375 respectively for untwinned datasets, and 0.333, 0.2 for perfectly twinned datasets.

5 Model quality [i](#)

5.1 Standard geometry [i](#)

Bond lengths and bond angles in the following residue types are not validated in this section: HF3, HF5, PHF

The Z score for a bond length (or angle) is the number of standard deviations the observed value is removed from the expected value. A bond length (or angle) with $|Z| > 5$ is considered an outlier worth inspection. RMSZ is the root-mean-square of all Z scores of the bond lengths (or angles).

Mol	Chain	Bond lengths		Bond angles	
		RMSZ	$\# Z > 5$	RMSZ	$\# Z > 5$
1	A	0.37	0/2422	0.63	0/3279
1	B	0.36	0/2422	0.59	0/3279
1	C	0.37	0/2422	0.60	0/3279
1	D	0.36	0/2422	0.58	0/3279
1	E	0.37	0/2422	0.60	0/3279
1	F	0.35	0/2422	0.61	0/3279
1	G	0.36	0/2422	0.59	0/3279
1	H	0.34	0/2422	0.60	0/3279
1	I	0.35	0/2422	0.58	0/3279
All	All	0.36	0/21798	0.60	0/29511

There are no bond length outliers.

There are no bond angle outliers.

There are no chirality outliers.

There are no planarity outliers.

5.2 Too-close contacts [i](#)

In the following table, the Non-H and H(model) columns list the number of non-hydrogen atoms and hydrogen atoms in the chain respectively. The H(added) column lists the number of hydrogen atoms added and optimized by MolProbity. The Clashes column lists the number of clashes within the asymmetric unit, whereas Symm-Clashes lists symmetry related clashes.

Mol	Chain	Non-H	H(model)	H(added)	Clashes	Symm-Clashes
1	A	2377	0	2422	59	0
1	B	2377	0	2422	74	0
1	C	2377	0	2422	84	0
1	D	2377	0	2422	104	0

Continued on next page...

Continued from previous page...

Mol	Chain	Non-H	H(model)	H(added)	Clashes	Symm-Clashes
1	E	2377	0	2422	79	0
1	F	2377	0	2422	78	0
1	G	2377	0	2422	97	0
1	H	2377	0	2422	135	0
1	I	2377	0	2422	98	0
2	A	26	0	0	3	0
2	B	26	0	0	1	0
2	C	26	0	0	2	0
2	E	26	0	0	3	0
2	F	26	0	0	0	0
3	D	19	0	0	2	0
4	G	29	0	0	2	0
4	H	29	0	0	2	0
4	I	29	0	0	3	0
5	A	256	0	0	8	0
5	B	220	0	0	12	0
5	C	223	0	0	7	0
5	D	210	0	0	12	0
5	E	243	0	0	10	0
5	F	227	0	0	5	0
5	G	212	0	0	13	0
5	H	188	0	0	19	0
5	I	197	0	0	7	0
All	All	23605	0	21798	821	0

The all-atom clashscore is defined as the number of clashes found per 1000 atoms (including hydrogen atoms). The all-atom clashscore for this structure is 19.

All (821) close contacts within the same asymmetric unit are listed below, sorted by their clash magnitude.

Atom-1	Atom-2	Interatomic distance (Å)	Clash overlap (Å)
1:F:259:THR:HG21	1:F:266:PRO:HG3	1.29	1.12
1:D:202:ARG:HH22	1:D:274:THR:HG22	1.08	1.08
1:H:288:VAL:HG12	1:H:289:SER:H	1.17	1.05
1:A:259:THR:HG21	1:A:266:PRO:HG3	1.37	1.03
1:D:101:ARG:HH12	1:D:226:THR:HB	1.18	1.03
1:C:202:ARG:HH22	1:C:274:THR:HG23	1.21	1.03
1:H:106:VAL:HG22	1:H:211:THR:HG21	1.38	1.01
1:H:1:ASP:N	1:H:26:ILE:HG23	1.74	1.01
1:E:197:TRP:HE1	1:E:211:THR:HG23	1.22	1.00
1:I:255:GLN:NE2	1:I:268:ASN:HB2	1.76	1.00

Continued on next page...

Continued from previous page...

Atom-1	Atom-2	Interatomic distance (Å)	Clash overlap (Å)
1:H:80:ASN:HD21	1:H:83:ARG:HH11	1.10	0.99
1:H:1:ASP:H1	1:H:26:ILE:HG23	1.28	0.99
1:G:83:ARG:HA	1:G:83:ARG:HE	1.27	0.95
1:D:80:ASN:HA	1:D:83:ARG:HG2	1.48	0.95
1:G:83:ARG:HH22	1:G:89:VAL:HG22	1.30	0.94
1:I:259:THR:HG21	1:I:266:PRO:HG3	1.48	0.92
1:H:259:THR:HG23	1:H:273:SER:HA	1.49	0.92
1:H:5:TYR:HB3	1:H:38:LEU:HD13	1.52	0.92
1:C:259:THR:CG2	1:C:273:SER:HA	2.02	0.90
1:H:27:LYS:HG2	1:H:28:VAL:H	1.35	0.90
1:E:202:ARG:NH2	1:E:274:THR:HG22	1.87	0.89
1:C:162:LEU:HD22	1:C:308:MET:HE1	1.53	0.88
1:A:146:ILE:HD11	1:A:162:LEU:HD21	1.54	0.88
1:C:86:GLY:HA2	1:C:287:GLN:HE21	1.39	0.88
1:D:202:ARG:NH2	1:D:274:THR:HG22	1.89	0.88
1:H:33:ALA:HB3	1:H:38:LEU:HD21	1.56	0.87
1:H:71:LEU:HG	1:H:94:ASP:HB2	1.56	0.87
1:E:115:LYS:HA	1:E:115:LYS:HE2	1.57	0.86
1:C:259:THR:HG21	1:C:273:SER:HA	1.57	0.86
1:E:202:ARG:HH22	1:E:274:THR:HG22	1.37	0.86
1:A:80:ASN:ND2	1:A:83:ARG:HD3	1.89	0.85
1:A:34:LYS:HE2	1:A:34:LYS:HA	1.59	0.85
1:F:34:LYS:HG3	1:F:37:GLN:H	1.41	0.85
1:D:101:ARG:NH1	1:D:226:THR:HB	1.92	0.85
1:E:197:TRP:NE1	1:E:211:THR:HG23	1.92	0.84
1:A:130:LYS:HE3	1:A:131:ASN:HD21	1.41	0.84
1:G:79:ILE:HG12	1:G:96:VAL:HG22	1.57	0.84
1:G:241:GLU:HA	1:G:244:LYS:HD2	1.61	0.83
1:G:83:ARG:HA	1:G:83:ARG:NE	1.94	0.82
1:D:34:LYS:HB3	1:D:37:GLN:HG2	1.62	0.81
1:G:83:ARG:NH2	1:G:89:VAL:HG22	1.96	0.81
1:G:303:LEU:HD22	1:G:309:LYS:HB2	1.61	0.81
1:H:293:VAL:HG23	5:H:2177:HOH:O	1.79	0.81
1:D:41:GLN:HE21	1:D:45:GLU:CD	1.84	0.80
1:D:197:TRP:HE1	1:D:211:THR:HG23	1.46	0.80
1:A:130:LYS:HE3	1:A:131:ASN:ND2	1.96	0.80
1:G:259:THR:HG21	1:G:266:PRO:HG3	1.64	0.79
1:F:11:GLU:HG2	1:F:261:VAL:HG11	1.63	0.79
1:B:58:GLN:HE21	1:B:60:PRO:HG2	1.48	0.78
1:H:252:LYS:HE2	1:H:270:HIS:HB3	1.64	0.78
1:I:255:GLN:HE22	1:I:268:ASN:HB2	1.48	0.78

Continued on next page...

Continued from previous page...

Atom-1	Atom-2	Interatomic distance (Å)	Clash overlap (Å)
1:C:2:ILE:HD11	1:C:28:VAL:HG22	1.65	0.78
1:E:10:LYS:HG2	5:E:2012:HOH:O	1.84	0.78
1:G:4:VAL:HB	1:G:30:LEU:HD23	1.66	0.78
1:I:72:GLU:OE1	1:I:73:PRO:HD2	1.83	0.77
1:I:174:LYS:HG3	1:I:177:VAL:HG23	1.67	0.77
1:A:80:ASN:HD21	1:A:83:ARG:HD3	1.46	0.77
1:H:71:LEU:HD11	1:H:231:ALA:HB1	1.65	0.77
1:F:133:ILE:HD11	1:F:191:LEU:HD13	1.67	0.76
1:H:10:LYS:HE2	1:H:32:SER:HB2	1.66	0.76
1:G:101:ARG:NH1	4:G:1310:PHF:OC1	2.17	0.76
1:H:79:ILE:HD13	1:H:93:LYS:HD2	1.67	0.76
1:A:7:GLY:HA2	1:A:33:ALA:O	1.85	0.76
1:G:80:ASN:HA	1:G:83:ARG:HG2	1.67	0.76
1:H:27:LYS:HG2	1:H:28:VAL:N	2.00	0.76
1:C:41:GLN:O	1:C:45:GLU:HG3	1.85	0.75
1:B:282:LYS:HA	1:B:282:LYS:HE2	1.68	0.75
1:H:4:VAL:HG22	1:H:53:VAL:HB	1.66	0.75
1:H:211:THR:HB	5:H:2112:HOH:O	1.86	0.75
1:H:259:THR:CG2	1:H:273:SER:HA	2.16	0.74
1:I:166:LYS:HD3	1:I:308:MET:HG2	1.67	0.74
2:C:1310:HF5:OB3	2:C:1310:HF5:OBC	2.04	0.74
1:B:33:ALA:HB3	1:B:38:LEU:HD21	1.71	0.73
1:I:259:THR:CG2	1:I:266:PRO:HG3	2.19	0.73
1:H:38:LEU:O	1:H:42:ILE:HG13	1.88	0.73
1:H:288:VAL:HG12	1:H:289:SER:N	1.98	0.73
1:D:101:ARG:HB2	1:D:101:ARG:HH11	1.51	0.73
1:H:240:ASP:O	1:H:244:LYS:HD3	1.89	0.72
1:F:259:THR:CG2	1:F:266:PRO:HG3	2.16	0.72
1:C:86:GLY:HA2	1:C:287:GLN:NE2	2.03	0.72
1:H:106:VAL:HG22	1:H:211:THR:CG2	2.17	0.72
1:G:202:ARG:HH22	1:G:274:THR:HG22	1.53	0.72
1:D:58:GLN:HE21	1:D:61:ALA:H	1.35	0.72
1:I:61:ALA:O	1:I:64:THR:HG22	1.89	0.72
1:C:202:ARG:NH2	1:C:274:THR:HG23	1.99	0.72
1:H:107:TYR:O	1:H:211:THR:HG23	1.90	0.72
1:A:204:LYS:HE2	5:A:2169:HOH:O	1.89	0.72
1:D:301:ARG:HH11	1:D:301:ARG:HA	1.54	0.71
1:I:34:LYS:HB2	1:I:37:GLN:HG3	1.71	0.71
1:E:204:LYS:HE3	5:E:2170:HOH:O	1.90	0.71
1:F:34:LYS:HG2	1:F:37:GLN:HB2	1.72	0.71
1:G:137:PRO:HB3	1:G:308:MET:HE3	1.70	0.71

Continued on next page...

Continued from previous page...

Atom-1	Atom-2	Interatomic distance (Å)	Clash overlap (Å)
1:G:224:LEU:HD13	1:G:225:VAL:N	2.04	0.71
1:H:99:SER:HA	1:H:267:LEU:HG	1.73	0.71
1:E:262:ARG:HG2	1:E:264:GLU:HG3	1.71	0.71
1:H:1:ASP:H2	1:H:26:ILE:HG23	1.57	0.70
1:D:101:ARG:HH12	1:D:226:THR:CB	1.99	0.70
1:E:72:GLU:HG3	1:E:239:LYS:HE3	1.73	0.70
1:G:202:ARG:NH2	1:G:274:THR:HG22	2.06	0.70
1:A:146:ILE:CD1	1:A:162:LEU:HD21	2.22	0.70
1:D:130:LYS:HE3	1:D:131:ASN:ND2	2.07	0.70
1:I:252:LYS:O	1:I:256:ARG:HG2	1.91	0.70
1:I:79:ILE:HG22	1:I:83:ARG:NH1	2.07	0.69
1:E:255:GLN:O	1:E:259:THR:HG22	1.92	0.69
1:H:59:ILE:N	1:H:60:PRO:HD2	2.08	0.69
1:C:27:LYS:HB3	1:C:27:LYS:NZ	2.08	0.68
1:D:79:ILE:HG12	1:D:96:VAL:HG22	1.75	0.68
1:I:69:ASN:HD21	1:I:92:LYS:HZ3	1.41	0.68
1:D:197:TRP:NE1	1:D:211:THR:HG23	2.08	0.67
1:B:14:GLN:HE21	1:B:14:GLN:HA	1.58	0.67
1:I:259:THR:HG21	1:I:266:PRO:CG	2.22	0.67
1:C:130:LYS:HA	1:C:168:TYR:HB3	1.77	0.67
1:H:41:GLN:O	1:H:45:GLU:HB2	1.94	0.67
1:E:130:LYS:HD3	1:E:168:TYR:HD2	1.60	0.67
2:E:1310:HF5:OB3	2:E:1310:HF5:OBC	2.13	0.66
1:C:252:LYS:HE2	1:C:270:HIS:HB2	1.75	0.66
1:I:79:ILE:HD12	1:I:93:LYS:HE2	1.78	0.66
1:F:16:VAL:HG11	1:F:249:LEU:CD2	2.26	0.66
1:G:79:ILE:HG12	1:G:96:VAL:CG2	2.26	0.66
1:I:93:LYS:HE3	5:I:2058:HOH:O	1.96	0.66
4:I:1310:PHF:O02	4:I:1310:PHF:OBC	2.14	0.65
1:A:239:LYS:O	1:A:243:LYS:HG3	1.96	0.65
1:D:80:ASN:HA	1:D:83:ARG:CG	2.26	0.65
1:C:59:ILE:HD11	1:C:227:TYR:HB2	1.78	0.65
1:I:10:LYS:HE2	1:I:32:SER:HB2	1.79	0.65
1:C:2:ILE:CD1	1:C:28:VAL:HG22	2.27	0.64
1:G:292:THR:OG1	1:G:295:GLU:HG3	1.96	0.64
1:G:41:GLN:O	1:G:45:GLU:HG3	1.98	0.64
1:I:159:LEU:O	1:I:163:LYS:HG2	1.97	0.64
1:G:59:ILE:HD11	1:G:88:PRO:HG2	1.80	0.64
1:D:45:GLU:O	1:D:48:ARG:HB3	1.97	0.64
1:A:57:GLU:HB2	1:A:101:ARG:HH22	1.63	0.64
1:D:257:ALA:HB1	5:D:2017:HOH:O	1.96	0.64

Continued on next page...

Continued from previous page...

Atom-1	Atom-2	Interatomic distance (Å)	Clash overlap (Å)
1:G:139:SER:HB3	1:G:142:PHE:HB2	1.80	0.64
1:G:259:THR:CG2	1:G:266:PRO:HG3	2.28	0.64
1:E:280:ILE:HD12	1:E:283:LEU:HD12	1.79	0.63
1:C:252:LYS:HE2	1:C:270:HIS:CB	2.27	0.63
1:B:59:ILE:HD11	1:B:227:TYR:HB2	1.81	0.63
1:C:43:LYS:HE3	1:C:64:THR:HG22	1.79	0.63
1:H:244:LYS:N	1:H:244:LYS:HD2	2.14	0.63
1:H:33:ALA:HB3	1:H:38:LEU:CD2	2.28	0.63
1:F:255:GLN:HB2	1:F:271:VAL:HG21	1.81	0.63
1:H:255:GLN:CB	1:H:271:VAL:HG21	2.28	0.63
1:D:106:VAL:HG22	1:D:211:THR:OG1	1.99	0.62
1:E:83:ARG:HH11	1:E:83:ARG:HG2	1.64	0.62
1:H:101:ARG:NH1	4:H:1310:PHF:OC1	2.31	0.62
1:H:38:LEU:HD12	1:H:54:PHE:HE1	1.63	0.62
1:D:265:TYR:HB3	1:D:280:ILE:HG23	1.80	0.62
1:C:202:ARG:HH22	1:C:274:THR:CG2	2.06	0.62
1:B:58:GLN:HG2	1:B:60:PRO:HD2	1.81	0.62
1:E:45:GLU:HB2	1:E:49:SER:HB2	1.82	0.62
1:F:268:ASN:HD22	1:F:270:HIS:H	1.47	0.62
1:H:12:ALA:HB1	1:H:258:LEU:CD1	2.30	0.62
1:E:202:ARG:HH22	1:E:274:THR:CG2	2.10	0.62
1:A:41:GLN:O	1:A:45:GLU:HG3	2.00	0.62
1:F:34:LYS:CG	1:F:37:GLN:HB2	2.29	0.62
1:B:33:ALA:HB3	1:B:38:LEU:CD2	2.29	0.62
1:I:105:VAL:HG22	1:I:191:LEU:HD13	1.81	0.62
1:A:130:LYS:HA	1:A:168:TYR:HB3	1.80	0.62
1:D:45:GLU:HB2	1:D:49:SER:HB2	1.82	0.62
1:I:34:LYS:O	1:I:38:LEU:HG	1.99	0.62
1:E:72:GLU:HG2	1:E:234:LYS:HA	1.81	0.62
1:C:255:GLN:NE2	1:C:268:ASN:H	1.97	0.62
2:A:1310:HF5:OAB	2:A:1310:HF5:OA1	2.18	0.61
1:D:125:ALA:HB1	1:D:164:GLY:HA3	1.81	0.61
1:A:248:PHE:O	1:A:254:GLY:HA3	2.00	0.61
1:D:12:ALA:HB1	1:D:258:LEU:CD1	2.31	0.61
1:H:292:THR:OG1	1:H:295:GLU:HG3	2.00	0.61
1:A:245:PHE:O	1:A:249:LEU:HG	2.01	0.61
1:H:70:LEU:HD13	5:H:2018:HOH:O	2.01	0.61
1:D:33:ALA:HB3	1:D:38:LEU:HD21	1.81	0.61
1:F:217:ARG:HD3	1:F:282:LYS:O	2.01	0.61
1:H:240:ASP:HB2	1:H:244:LYS:NZ	2.15	0.61
1:H:16:VAL:HG11	1:H:249:LEU:CD2	2.29	0.61

Continued on next page...

Continued from previous page...

Atom-1	Atom-2	Interatomic distance (Å)	Clash overlap (Å)
1:F:125:ALA:HB1	1:F:164:GLY:HA3	1.83	0.61
1:H:234:LYS:HD2	1:H:234:LYS:C	2.21	0.61
1:E:304:GLU:HG2	1:E:309:LYS:HD3	1.82	0.60
1:G:59:ILE:CD1	1:G:88:PRO:HG2	2.31	0.60
1:H:53:VAL:HG22	1:H:242:ALA:HB1	1.82	0.60
1:G:36:ASP:OD2	1:G:37:GLN:HG3	2.01	0.60
1:G:83:ARG:CA	1:G:83:ARG:HE	2.08	0.60
1:B:58:GLN:HG2	1:B:60:PRO:HG2	1.83	0.60
1:H:59:ILE:H	1:H:60:PRO:HD2	1.66	0.60
4:I:1310:PHF:OB3	4:I:1310:PHF:OBC	2.20	0.60
1:G:151:LYS:HE2	1:G:289:SER:OG	2.01	0.60
1:G:8:GLN:HG3	1:G:9:HIS:N	2.16	0.60
1:H:78:THR:HG23	1:H:247:ALA:HA	1.84	0.60
1:D:256:ARG:HA	1:D:259:THR:HG22	1.83	0.60
1:B:18:ASP:O	1:B:21:THR:HG22	2.01	0.60
1:F:9:HIS:CE1	1:F:11:GLU:HB3	2.37	0.60
1:B:83:ARG:HD3	5:B:2063:HOH:O	2.02	0.60
1:H:8:GLN:HG2	5:H:2030:HOH:O	2.01	0.59
1:G:159:LEU:HD11	1:G:163:LYS:HE2	1.84	0.59
1:B:103:ARG:HD3	5:B:2086:HOH:O	2.01	0.59
1:E:293:VAL:HG23	5:E:2230:HOH:O	2.01	0.59
1:F:14:GLN:HE21	1:F:18:ASP:CG	2.06	0.59
1:I:174:LYS:HD2	1:I:176:SER:HB3	1.84	0.59
1:E:9:HIS:CE1	1:E:11:GLU:HB3	2.37	0.59
1:B:125:ALA:HB1	1:B:164:GLY:HA3	1.85	0.59
1:C:255:GLN:HE21	1:C:268:ASN:CB	2.15	0.59
1:H:211:THR:HG22	1:H:212:ARG:N	2.16	0.59
1:D:101:ARG:HB2	1:D:101:ARG:NH1	2.16	0.59
1:B:111:LYS:HD3	5:B:2139:HOH:O	2.03	0.59
1:B:72:GLU:HG2	1:B:234:LYS:HA	1.85	0.59
1:G:255:GLN:O	1:G:259:THR:HG23	2.03	0.59
1:I:120:SER:HB3	1:I:123:ASN:ND2	2.18	0.59
1:B:74:LEU:HB2	5:B:2055:HOH:O	2.01	0.59
1:G:137:PRO:HB3	1:G:308:MET:CE	2.33	0.58
1:I:252:LYS:HE3	1:I:256:ARG:HH21	1.67	0.58
1:G:133:ILE:HD11	1:G:191:LEU:HD13	1.85	0.58
1:H:252:LYS:HE2	1:H:270:HIS:CB	2.31	0.58
1:B:1:ASP:N	1:B:26:ILE:HG23	2.18	0.58
1:I:209:VAL:HG12	1:I:211:THR:H	1.68	0.58
1:E:203:GLU:OE1	1:E:204:LYS:HE2	2.03	0.58
1:D:209:VAL:CG1	1:D:211:THR:HG22	2.33	0.58

Continued on next page...

Continued from previous page...

Atom-1	Atom-2	Interatomic distance (Å)	Clash overlap (Å)
1:E:130:LYS:HA	1:E:168:TYR:HB3	1.83	0.58
1:D:54:PHE:CZ	1:D:56:SER:HB3	2.38	0.58
1:D:7:GLY:HA2	1:D:33:ALA:O	2.03	0.58
1:H:80:ASN:ND2	1:H:83:ARG:HH11	1.93	0.58
1:C:59:ILE:N	1:C:60:PRO:HD2	2.18	0.58
1:I:191:LEU:HD12	5:I:2080:HOH:O	2.03	0.58
1:C:245:PHE:O	1:C:249:LEU:HG	2.04	0.58
1:I:166:LYS:HD3	1:I:308:MET:CG	2.33	0.58
1:H:240:ASP:HA	1:H:243:LYS:HG3	1.86	0.58
1:F:301:ARG:HH21	1:F:304:GLU:CD	2.07	0.58
3:D:1310:HF3:OC2	3:D:1310:HF3:OAC	2.20	0.58
1:F:34:LYS:HE2	1:F:37:GLN:HB2	1.86	0.58
1:H:240:ASP:HB2	1:H:244:LYS:HZ2	1.67	0.58
1:B:106:VAL:HG12	1:B:190:ALA:O	2.04	0.58
1:B:183:GLU:OE1	1:B:209:VAL:HG13	2.04	0.58
1:B:85:LYS:HE3	1:B:85:LYS:HA	1.85	0.58
1:B:159:LEU:O	1:B:163:LYS:HG3	2.04	0.57
1:F:217:ARG:HG2	1:F:283:LEU:O	2.04	0.57
1:D:137:PRO:HB3	1:D:308:MET:HE3	1.85	0.57
1:C:5:TYR:CE1	1:C:51:ALA:HB2	2.40	0.57
1:C:130:LYS:HE3	1:C:131:ASN:ND2	2.20	0.57
1:E:8:GLN:HG3	1:E:9:HIS:N	2.20	0.57
1:B:59:ILE:N	1:B:60:PRO:HD2	2.20	0.57
1:E:115:LYS:HA	1:E:115:LYS:CE	2.32	0.57
1:G:81:GLU:OE1	1:G:252:LYS:NZ	2.37	0.57
1:E:268:ASN:HD22	1:E:268:ASN:C	2.08	0.57
1:C:162:LEU:HB3	1:C:308:MET:HE2	1.86	0.57
1:D:112:LEU:HD21	1:D:132:ARG:HH21	1.70	0.57
1:F:137:PRO:HB3	1:F:308:MET:HE3	1.86	0.56
1:H:72:GLU:OE1	1:H:234:LYS:HA	2.04	0.56
1:I:34:LYS:HB2	1:I:37:GLN:CG	2.34	0.56
1:E:187:VAL:HB	5:E:2130:HOH:O	2.05	0.56
1:G:120:SER:HB3	1:G:123:ASN:ND2	2.20	0.56
1:A:278:GLU:HG2	5:A:2210:HOH:O	2.04	0.56
1:A:133:ILE:HD11	1:A:191:LEU:HD13	1.87	0.56
1:H:80:ASN:HD21	1:H:83:ARG:NH1	1.93	0.56
1:D:12:ALA:HB1	1:D:258:LEU:HD12	1.88	0.56
1:F:41:GLN:O	1:F:45:GLU:HG3	2.05	0.56
1:C:9:HIS:CD2	1:C:11:GLU:HG2	2.41	0.56
1:H:16:VAL:HG11	1:H:249:LEU:HD22	1.87	0.56
1:G:74:LEU:HD12	1:G:96:VAL:HG23	1.87	0.56

Continued on next page...

Continued from previous page...

Atom-1	Atom-2	Interatomic distance (Å)	Clash overlap (Å)
1:I:4:VAL:HB	1:I:30:LEU:HD23	1.87	0.56
1:C:101:ARG:HD2	5:C:2083:HOH:O	2.06	0.56
1:G:202:ARG:HH22	1:G:274:THR:CG2	2.16	0.55
1:H:255:GLN:HB2	1:H:271:VAL:HG21	1.87	0.55
1:D:58:GLN:HE21	1:D:61:ALA:N	2.02	0.55
1:B:1:ASP:HA	1:B:27:LYS:O	2.06	0.55
1:B:256:ARG:HA	1:B:259:THR:HG22	1.88	0.55
1:B:14:GLN:NE2	1:B:14:GLN:HA	2.21	0.55
1:A:252:LYS:HE3	1:H:237:GLN:HB3	1.89	0.55
1:B:4:VAL:HG22	1:B:53:VAL:HB	1.88	0.55
1:I:183:GLU:HG3	1:I:200:PHE:HE1	1.71	0.55
1:D:265:TYR:CB	1:D:280:ILE:HG23	2.36	0.55
1:E:252:LYS:HG2	1:E:270:HIS:HB2	1.88	0.55
1:F:38:LEU:O	1:F:42:ILE:HG13	2.07	0.55
1:I:69:ASN:HD21	1:I:92:LYS:NZ	2.05	0.55
1:H:8:GLN:HG3	1:H:9:HIS:N	2.20	0.55
1:C:40:GLY:O	1:C:44:GLU:HG3	2.07	0.55
1:A:57:GLU:HB2	1:A:101:ARG:NH2	2.21	0.55
1:D:255:GLN:HE22	1:D:267:LEU:H	1.53	0.54
1:I:174:LYS:CG	1:I:177:VAL:HG23	2.36	0.54
1:B:27:LYS:HB3	1:B:27:LYS:NZ	2.22	0.54
1:I:106:VAL:CG2	1:I:211:THR:HG21	2.38	0.54
1:F:185:GLY:HA2	5:F:2112:HOH:O	2.08	0.54
1:G:31:ASN:HB2	5:G:2026:HOH:O	2.06	0.54
1:B:19:ALA:HA	1:B:22:ARG:NH2	2.21	0.54
1:C:240:ASP:O	1:C:244:LYS:HG3	2.07	0.54
1:A:80:ASN:HB3	5:H:2023:HOH:O	2.06	0.54
1:D:6:ASN:HB3	1:D:32:SER:HA	1.89	0.54
1:F:300:THR:O	1:F:304:GLU:HG3	2.07	0.54
1:B:58:GLN:HG2	1:B:60:PRO:CG	2.37	0.54
1:I:79:ILE:HG22	1:I:83:ARG:HH12	1.72	0.54
1:I:69:ASN:ND2	1:I:92:LYS:NZ	2.55	0.54
1:D:114:GLU:OE1	1:D:117:LEU:HD22	2.07	0.54
1:H:3:THR:HG23	1:H:29:LYS:HG3	1.89	0.54
1:B:58:GLN:HG2	1:B:60:PRO:CD	2.38	0.54
1:E:216:VAL:HG13	5:E:2174:HOH:O	2.08	0.54
1:H:42:ILE:HG22	5:H:2018:HOH:O	2.07	0.54
1:G:139:SER:HB3	1:G:142:PHE:CB	2.38	0.54
1:C:80:ASN:HA	1:C:83:ARG:NH2	2.22	0.54
1:E:108:ASP:OD2	1:E:110:ARG:CD	2.55	0.54
1:C:80:ASN:OD1	1:C:83:ARG:NH2	2.41	0.54

Continued on next page...

Continued from previous page...

Atom-1	Atom-2	Interatomic distance (Å)	Clash overlap (Å)
1:C:72:GLU:OE2	1:C:73:PRO:HD2	2.08	0.54
1:D:219:ARG:NH1	5:D:2145:HOH:O	2.40	0.54
1:E:133:ILE:HD11	1:E:191:LEU:HD13	1.90	0.54
1:D:57:GLU:N	1:D:57:GLU:OE1	2.41	0.54
1:B:119:LYS:HE3	5:B:2101:HOH:O	2.08	0.54
1:I:174:LYS:HG3	1:I:177:VAL:CG2	2.36	0.54
1:E:300:THR:HG22	1:E:304:GLU:OE2	2.08	0.54
1:H:17:ALA:O	1:H:20:PHE:HB3	2.08	0.54
1:H:133:ILE:HD11	1:H:191:LEU:CD1	2.39	0.54
1:F:64:THR:HG23	5:F:2058:HOH:O	2.08	0.53
1:B:255:GLN:HB2	1:B:271:VAL:HG21	1.91	0.53
1:I:85:LYS:HE2	5:I:2079:HOH:O	2.07	0.53
1:G:297:GLU:O	1:G:301:ARG:HG3	2.09	0.53
1:H:288:VAL:CG1	1:H:289:SER:H	2.01	0.53
1:E:108:ASP:OD2	1:E:110:ARG:HD2	2.08	0.53
1:C:268:ASN:HD22	1:C:269:PRO:HD2	1.72	0.53
1:G:163:LYS:HD3	1:G:306:ALA:HA	1.89	0.53
1:H:29:LYS:HD2	1:H:30:LEU:N	2.23	0.53
1:A:120:SER:HB3	1:A:123:ASN:ND2	2.24	0.53
1:H:38:LEU:HD12	1:H:54:PHE:CE1	2.43	0.53
1:C:255:GLN:HE21	1:C:268:ASN:H	1.54	0.53
1:H:11:GLU:HG2	1:H:261:VAL:HG11	1.89	0.53
1:A:259:THR:CG2	1:A:266:PRO:HG3	2.25	0.53
1:E:155:GLU:OE2	1:E:298:HIS:HE1	1.91	0.53
1:D:130:LYS:HE3	1:D:131:ASN:HD21	1.73	0.53
1:F:101:ARG:HG3	1:F:101:ARG:HH11	1.74	0.53
1:C:259:THR:O	1:C:274:THR:HG22	2.08	0.53
1:B:255:GLN:NE2	1:B:268:ASN:H	2.07	0.53
1:C:112:LEU:HD11	1:C:188:ASP:HB3	1.91	0.53
1:D:59:ILE:H	1:D:60:PRO:CD	2.21	0.53
1:B:204:LYS:HG2	5:B:2145:HOH:O	2.08	0.53
1:D:112:LEU:HD21	1:D:132:ARG:NH2	2.24	0.52
1:G:122:LEU:HA	1:G:161:TRP:CD1	2.44	0.52
1:A:269:PRO:HG3	1:H:48:ARG:HD2	1.92	0.52
1:E:248:PHE:O	1:E:254:GLY:HA3	2.09	0.52
1:G:240:ASP:O	1:G:244:LYS:HG3	2.10	0.52
1:D:51:ALA:O	1:D:233:LEU:HD22	2.09	0.52
1:I:245:PHE:O	1:I:248:PHE:HB3	2.09	0.52
1:B:258:LEU:HD13	1:B:258:LEU:C	2.30	0.52
1:C:217:ARG:HH11	1:C:217:ARG:HG2	1.74	0.52
1:G:184:ASN:HD22	1:G:184:ASN:N	2.05	0.52

Continued on next page...

Continued from previous page...

Atom-1	Atom-2	Interatomic distance (Å)	Clash overlap (Å)
1:I:133:ILE:HD11	1:I:191:LEU:HD22	1.91	0.52
1:D:72:GLU:OE1	1:D:239:LYS:HD3	2.10	0.52
1:E:278:GLU:HG2	1:E:282:LYS:HB2	1.89	0.52
1:E:94:ASP:OD1	1:E:94:ASP:N	2.38	0.52
1:B:14:GLN:HE21	1:B:14:GLN:CA	2.20	0.52
1:I:133:ILE:HD11	1:I:191:LEU:CD2	2.40	0.52
1:I:20:PHE:CZ	1:I:26:ILE:HD12	2.44	0.52
1:E:252:LYS:HG3	5:E:2198:HOH:O	2.09	0.52
1:A:241:GLU:HG2	5:A:2195:HOH:O	2.10	0.52
1:C:89:VAL:HG22	5:C:2019:HOH:O	2.08	0.52
1:D:173:ALA:O	1:D:174:LYS:HD3	2.10	0.52
1:F:127:PRO:HG3	1:F:168:TYR:CZ	2.45	0.52
1:G:301:ARG:HG2	5:G:2205:HOH:O	2.08	0.52
1:G:240:ASP:OD1	1:G:244:LYS:HE3	2.10	0.52
1:H:240:ASP:HA	1:H:243:LYS:CG	2.40	0.52
1:A:101:ARG:NH1	1:A:262:ARG:HH21	2.08	0.52
1:B:255:GLN:CB	1:B:271:VAL:HG21	2.40	0.52
1:I:255:GLN:NE2	1:I:268:ASN:CB	2.62	0.51
1:A:34:LYS:HD2	2:A:1310:HF5:OD1	2.10	0.51
1:D:5:TYR:OH	1:D:41:GLN:NE2	2.43	0.51
1:D:216:VAL:HG23	5:D:2139:HOH:O	2.09	0.51
1:E:59:ILE:HB	1:E:60:PRO:HD3	1.92	0.51
1:H:235:SER:HB2	5:H:2024:HOH:O	2.10	0.51
1:C:80:ASN:CB	1:C:83:ARG:HH22	2.23	0.51
1:D:43:LYS:HE3	1:D:64:THR:HG22	1.92	0.51
1:H:71:LEU:CG	1:H:94:ASP:HB2	2.36	0.51
1:G:9:HIS:CE1	1:G:11:GLU:HB3	2.46	0.51
1:E:108:ASP:CG	1:E:110:ARG:HH11	2.13	0.51
1:I:248:PHE:O	1:I:254:GLY:HA3	2.10	0.51
1:I:122:LEU:HA	1:I:161:TRP:CD1	2.46	0.51
1:C:6:ASN:HB3	1:C:32:SER:HA	1.93	0.51
1:A:235:SER:HB3	5:A:2052:HOH:O	2.11	0.51
1:I:38:LEU:O	1:I:42:ILE:HG13	2.09	0.51
1:G:142:PHE:O	1:G:145:GLN:HB3	2.11	0.51
1:F:33:ALA:HB3	1:F:38:LEU:HG	1.92	0.51
1:I:1:ASP:HA	1:I:27:LYS:O	2.11	0.51
1:F:104:VAL:HG21	1:F:213:LEU:HD22	1.91	0.51
1:G:93:LYS:HG3	5:G:2082:HOH:O	2.10	0.51
1:D:239:LYS:O	1:D:243:LYS:HG3	2.10	0.51
1:G:71:LEU:O	1:G:234:LYS:HE3	2.10	0.51
1:D:6:ASN:O	1:D:38:LEU:HD11	2.12	0.51

Continued on next page...

Continued from previous page...

Atom-1	Atom-2	Interatomic distance (Å)	Clash overlap (Å)
1:I:204:LYS:O	1:I:208:ASN:HB2	2.11	0.51
1:I:45:GLU:HB2	1:I:49:SER:HB2	1.92	0.51
1:D:252:LYS:HE3	1:D:270:HIS:CB	2.41	0.51
1:C:260:ALA:HA	1:C:274:THR:HG21	1.92	0.50
1:F:5:TYR:CE1	1:F:51:ALA:HB2	2.46	0.50
1:A:233:LEU:N	1:A:233:LEU:HD12	2.26	0.50
1:D:48:ARG:HG3	1:D:48:ARG:O	2.10	0.50
1:A:72:GLU:OE1	1:A:239:LYS:HE2	2.11	0.50
1:H:241:GLU:HB2	5:H:2054:HOH:O	2.11	0.50
1:I:110:ARG:HD3	1:I:210:HIS:ND1	2.26	0.50
1:E:135:TYR:CD2	1:E:137:PRO:HD3	2.47	0.50
1:F:301:ARG:O	1:F:305:GLN:HG3	2.11	0.50
1:E:156:ALA:O	1:E:160:LYS:HG3	2.10	0.50
1:A:101:ARG:HH11	1:A:262:ARG:HH21	1.60	0.50
1:D:251:GLY:O	1:D:255:GLN:HG3	2.11	0.50
1:F:177:VAL:HA	1:F:180:GLN:OE1	2.11	0.50
1:B:72:GLU:OE2	1:B:234:LYS:HG2	2.11	0.50
1:C:27:LYS:HZ3	1:C:27:LYS:HB3	1.76	0.50
1:H:272:VAL:HA	5:H:2163:HOH:O	2.11	0.50
1:C:15:ALA:CB	1:C:261:VAL:HG21	2.42	0.50
1:C:262:ARG:HG3	1:C:264:GLU:HG3	1.94	0.50
1:H:41:GLN:HG3	1:H:42:ILE:N	2.25	0.50
1:E:255:GLN:HB2	1:E:271:VAL:HG21	1.94	0.50
1:B:1:ASP:H2	1:B:26:ILE:HG23	1.74	0.50
1:H:238:ASN:HB3	1:H:241:GLU:HB3	1.94	0.50
1:H:234:LYS:NZ	1:H:235:SER:HB3	2.27	0.49
1:C:255:GLN:HE21	1:C:268:ASN:HB3	1.77	0.49
1:I:137:PRO:HA	1:I:142:PHE:CD2	2.47	0.49
1:C:291:THR:HG22	1:C:296:LYS:HG3	1.94	0.49
1:I:33:ALA:HB3	1:I:38:LEU:HD21	1.94	0.49
1:D:256:ARG:HG2	1:D:271:VAL:HG13	1.94	0.49
1:C:268:ASN:HD22	1:C:269:PRO:CD	2.25	0.49
1:H:127:PRO:HG3	1:H:168:TYR:CZ	2.47	0.49
1:F:54:PHE:CE2	1:F:56:SER:HB2	2.46	0.49
1:E:146:ILE:HD11	1:E:303:LEU:HD21	1.93	0.49
1:G:71:LEU:O	1:G:234:LYS:HG3	2.12	0.49
1:E:110:ARG:NH2	1:E:183:GLU:O	2.43	0.49
1:H:245:PHE:O	1:H:248:PHE:HB3	2.12	0.49
1:D:117:LEU:HD12	1:D:117:LEU:N	2.27	0.49
1:G:59:ILE:HD12	5:G:2072:HOH:O	2.13	0.49
1:D:162:LEU:HD22	1:D:308:MET:SD	2.52	0.49

Continued on next page...

Continued from previous page...

Atom-1	Atom-2	Interatomic distance (Å)	Clash overlap (Å)
1:F:252:LYS:HD3	5:F:2181:HOH:O	2.12	0.49
2:C:1310:HF5:OAC	2:C:1310:HF5:OC2	2.30	0.49
2:E:1310:HF5:OAC	2:E:1310:HF5:OAE	2.30	0.49
1:I:211:THR:CG2	1:I:212:ARG:N	2.74	0.49
1:D:60:PRO:HG2	5:D:2197:HOH:O	2.12	0.49
1:G:181:ALA:HA	1:G:186:GLU:OE2	2.12	0.49
1:I:174:LYS:HD3	1:I:176:SER:H	1.78	0.49
1:I:80:ASN:OD1	1:I:83:ARG:HD2	2.13	0.49
1:E:41:GLN:O	1:E:45:GLU:HG3	2.12	0.49
1:G:252:LYS:N	1:G:252:LYS:HD2	2.28	0.49
1:I:216:VAL:HG13	5:I:2128:HOH:O	2.13	0.49
1:E:38:LEU:O	1:E:42:ILE:HG13	2.13	0.49
1:B:16:VAL:HG21	1:B:249:LEU:HD23	1.94	0.49
1:B:106:VAL:CG2	1:B:211:THR:HG21	2.43	0.49
1:H:64:THR:HG23	5:H:2036:HOH:O	2.13	0.49
1:H:256:ARG:HG2	1:H:271:VAL:HG13	1.95	0.48
1:G:233:LEU:HD12	1:G:233:LEU:N	2.27	0.48
1:D:194:ASN:HB2	5:D:2125:HOH:O	2.11	0.48
1:I:197:TRP:NE1	1:I:211:THR:HG22	2.28	0.48
1:I:106:VAL:HG23	1:I:211:THR:CG2	2.43	0.48
1:F:99:SER:HA	1:F:267:LEU:HG	1.96	0.48
1:E:104:VAL:HG21	1:E:213:LEU:HD22	1.96	0.48
1:H:70:LEU:HD22	5:H:2144:HOH:O	2.12	0.48
1:D:32:SER:HB3	5:D:2005:HOH:O	2.13	0.48
1:I:20:PHE:HZ	1:I:26:ILE:HD12	1.79	0.48
5:A:2158:HOH:O	1:F:22:ARG:HG2	2.13	0.48
1:B:301:ARG:NE	5:B:2208:HOH:O	2.46	0.48
1:A:146:ILE:O	1:A:150:VAL:HG23	2.14	0.48
1:G:59:ILE:HD11	1:G:227:TYR:HB2	1.95	0.48
1:A:180:GLN:HG2	5:A:2157:HOH:O	2.13	0.48
1:H:297:GLU:O	1:H:301:ARG:HG2	2.13	0.48
1:H:211:THR:CG2	1:H:212:ARG:N	2.76	0.48
1:H:33:ALA:O	1:H:38:LEU:HG	2.14	0.48
1:H:71:LEU:CD1	1:H:231:ALA:HB1	2.41	0.48
1:D:12:ALA:O	1:D:16:VAL:HG23	2.14	0.48
1:I:20:PHE:CE2	1:I:26:ILE:HB	2.47	0.48
1:G:22:ARG:HD3	5:G:2003:HOH:O	2.13	0.48
1:F:130:LYS:HE3	1:F:131:ASN:ND2	2.28	0.48
1:I:293:VAL:HG23	5:I:2181:HOH:O	2.13	0.48
1:I:106:VAL:CG2	1:I:211:THR:CG2	2.92	0.48
1:E:59:ILE:N	1:E:60:PRO:CD	2.77	0.48

Continued on next page...

Continued from previous page...

Atom-1	Atom-2	Interatomic distance (Å)	Clash overlap (Å)
1:I:164:GLY:O	1:I:168:TYR:HD1	1.97	0.48
1:C:5:TYR:HB3	1:C:38:LEU:HD13	1.96	0.48
1:C:5:TYR:CD1	1:C:51:ALA:HB2	2.49	0.48
1:F:72:GLU:OE1	1:F:239:LYS:HE2	2.13	0.48
1:H:83:ARG:HG2	1:H:84:GLY:N	2.29	0.48
1:F:101:ARG:HG3	1:F:101:ARG:NH1	2.29	0.48
1:A:255:GLN:HB2	1:A:271:VAL:HG21	1.96	0.48
1:F:122:LEU:HA	1:F:161:TRP:CD1	2.49	0.48
1:D:74:LEU:CD1	1:D:96:VAL:HG23	2.44	0.47
1:G:83:ARG:HG3	5:G:2068:HOH:O	2.14	0.47
1:G:151:LYS:HD2	1:G:288:VAL:HG12	1.96	0.47
1:B:71:LEU:O	1:B:234:LYS:HE3	2.14	0.47
1:B:106:VAL:CG2	1:B:211:THR:CG2	2.92	0.47
1:D:41:GLN:NE2	1:D:45:GLU:OE2	2.47	0.47
1:C:262:ARG:CG	1:C:264:GLU:HG3	2.45	0.47
1:F:130:LYS:HE3	1:F:131:ASN:HD21	1.80	0.47
1:E:292:THR:OG1	1:E:295:GLU:HG3	2.12	0.47
1:F:114:GLU:HA	1:F:117:LEU:HG	1.95	0.47
1:B:130:LYS:HA	1:B:168:TYR:HB3	1.96	0.47
1:E:83:ARG:NH1	1:E:83:ARG:HG2	2.28	0.47
1:D:256:ARG:O	1:D:259:THR:HG22	2.14	0.47
1:F:7:GLY:HA2	1:F:33:ALA:O	2.14	0.47
1:C:278:GLU:HG2	5:C:2189:HOH:O	2.13	0.47
1:B:216:VAL:O	1:B:218:HIS:CE1	2.68	0.47
1:E:209:VAL:HG13	1:E:211:THR:HG22	1.96	0.47
1:H:4:VAL:HG21	1:H:245:PHE:CE2	2.49	0.47
1:H:9:HIS:HD2	5:H:2155:HOH:O	1.96	0.47
1:G:19:ALA:O	1:G:22:ARG:HB3	2.15	0.47
1:E:145:GLN:O	1:E:149:ILE:HG13	2.14	0.47
1:I:43:LYS:HE2	1:I:68:ALA:HB2	1.96	0.47
1:G:36:ASP:OD2	1:G:37:GLN:N	2.46	0.47
1:G:5:TYR:CE1	1:G:51:ALA:HB2	2.50	0.47
1:C:303:LEU:HD23	1:C:308:MET:HE1	1.96	0.47
1:C:2:ILE:H	1:C:2:ILE:HD13	1.80	0.47
1:H:240:ASP:HA	1:H:243:LYS:CD	2.44	0.47
1:H:240:ASP:HA	1:H:243:LYS:HD2	1.96	0.47
1:G:151:LYS:HD2	1:G:288:VAL:CG1	2.45	0.47
1:F:33:ALA:HB3	1:F:38:LEU:CD2	2.45	0.47
1:H:103:ARG:O	1:H:104:VAL:HG13	2.14	0.47
1:D:155:GLU:OE2	1:D:298:HIS:HE1	1.97	0.47
1:A:159:LEU:HG	1:A:163:LYS:HE3	1.97	0.47

Continued on next page...

Continued from previous page...

Atom-1	Atom-2	Interatomic distance (Å)	Clash overlap (Å)
1:F:278:GLU:HG2	5:F:2190:HOH:O	2.14	0.47
1:I:265:TYR:CE2	1:I:283:LEU:HD11	2.50	0.47
1:H:94:ASP:OD2	1:H:94:ASP:N	2.41	0.47
1:H:6:ASN:HB3	1:H:32:SER:OG	2.15	0.47
1:A:58:GLN:HB2	1:A:60:PRO:HD2	1.97	0.47
1:G:76:ALA:HB2	5:G:2061:HOH:O	2.15	0.47
1:G:83:ARG:HH12	1:G:89:VAL:CG1	2.28	0.47
1:I:183:GLU:HG3	1:I:200:PHE:CE1	2.50	0.47
1:I:304:GLU:HG2	1:I:309:LYS:HB3	1.96	0.47
1:B:133:ILE:HD11	1:B:191:LEU:HD13	1.96	0.47
1:F:11:GLU:HG2	1:F:261:VAL:CG1	2.40	0.47
1:E:133:ILE:HD11	1:E:191:LEU:CD1	2.45	0.47
1:I:296:LYS:HE2	5:I:2179:HOH:O	2.15	0.47
1:D:197:TRP:CD1	1:D:211:THR:HG23	2.50	0.46
1:A:18:ASP:O	1:A:22:ARG:HG3	2.15	0.46
1:D:126:THR:HB	1:D:127:PRO:CD	2.45	0.46
1:I:282:LYS:HB3	1:I:282:LYS:HZ2	1.80	0.46
1:I:304:GLU:HG2	1:I:309:LYS:HD3	1.97	0.46
1:E:43:LYS:HE3	1:E:64:THR:HG22	1.96	0.46
1:G:146:ILE:O	1:G:150:VAL:HG23	2.15	0.46
1:F:259:THR:HG21	1:F:266:PRO:CG	2.21	0.46
1:D:59:ILE:N	1:D:60:PRO:CD	2.79	0.46
1:H:253:GLU:HB2	5:H:2057:HOH:O	2.14	0.46
1:E:253:GLU:HG2	5:E:2199:HOH:O	2.16	0.46
1:G:303:LEU:CD2	1:G:309:LYS:HB2	2.41	0.46
1:E:304:GLU:CG	1:E:309:LYS:HD3	2.44	0.46
1:G:184:ASN:ND2	1:G:184:ASN:N	2.63	0.46
1:B:11:GLU:HA	1:B:11:GLU:OE2	2.15	0.46
1:G:203:GLU:HB2	5:G:2138:HOH:O	2.15	0.46
1:I:301:ARG:HH11	1:I:304:GLU:CD	2.18	0.46
1:E:122:LEU:HA	1:E:161:TRP:CD1	2.51	0.46
1:B:41:GLN:O	1:B:45:GLU:HG3	2.15	0.46
1:I:6:ASN:O	1:I:38:LEU:HD11	2.15	0.46
1:G:130:LYS:HE3	1:G:131:ASN:ND2	2.31	0.46
1:E:106:VAL:HG22	1:E:211:THR:OG1	2.16	0.46
1:G:224:LEU:C	1:G:224:LEU:HD13	2.36	0.46
1:A:252:LYS:HB3	1:A:252:LYS:HZ3	1.81	0.46
1:B:248:PHE:O	1:B:254:GLY:HA3	2.16	0.46
1:F:233:LEU:HD12	1:F:233:LEU:N	2.30	0.46
1:I:105:VAL:HG22	1:I:191:LEU:CD1	2.44	0.46
1:F:301:ARG:NE	1:F:301:ARG:HA	2.30	0.46

Continued on next page...

Continued from previous page...

Atom-1	Atom-2	Interatomic distance (Å)	Clash overlap (Å)
1:F:177:VAL:HA	1:F:180:GLN:CD	2.37	0.46
1:G:51:ALA:O	1:G:233:LEU:HD22	2.16	0.46
1:H:151:LYS:HD2	1:H:288:VAL:CG1	2.46	0.46
2:A:1310:HF5:OB3	2:A:1310:HF5:OBC	2.33	0.46
1:A:164:GLY:O	1:A:168:TYR:HD1	1.99	0.46
1:H:255:GLN:HG3	1:H:268:ASN:CB	2.46	0.46
1:I:92:LYS:HB2	1:I:94:ASP:OD1	2.16	0.46
1:C:125:ALA:HB1	1:C:164:GLY:HA3	1.98	0.46
1:B:293:VAL:HG23	5:B:2200:HOH:O	2.16	0.46
1:B:57:GLU:HB2	1:B:101:ARG:NH2	2.31	0.46
1:D:5:TYR:CE1	1:D:51:ALA:HB2	2.51	0.45
1:E:203:GLU:CD	1:E:204:LYS:HE2	2.35	0.45
1:H:8:GLN:HB2	5:H:2141:HOH:O	2.16	0.45
1:C:9:HIS:NE2	1:C:11:GLU:HG2	2.31	0.45
1:B:19:ALA:HA	1:B:22:ARG:CZ	2.46	0.45
1:A:2:ILE:HG23	1:A:241:GLU:OE2	2.15	0.45
1:E:29:LYS:HG3	5:E:2027:HOH:O	2.16	0.45
1:B:245:PHE:O	1:B:248:PHE:HB3	2.15	0.45
1:H:259:THR:OG1	1:H:266:PRO:HG3	2.16	0.45
1:I:181:ALA:O	1:I:186:GLU:HB2	2.17	0.45
1:D:145:GLN:O	1:D:149:ILE:HG13	2.17	0.45
1:H:114:GLU:OE2	1:H:214:ASN:ND2	2.49	0.45
1:F:8:GLN:HG3	1:F:9:HIS:H	1.82	0.45
1:C:130:LYS:HE3	1:C:131:ASN:HD21	1.80	0.45
1:I:81:GLU:HB3	1:I:250:ALA:O	2.17	0.45
1:G:216:VAL:HG13	1:G:217:ARG:N	2.31	0.45
1:H:155:GLU:OE2	1:H:298:HIS:HE1	2.00	0.45
1:A:133:ILE:HD11	1:A:191:LEU:CD1	2.46	0.45
1:F:34:LYS:CE	1:F:37:GLN:HB2	2.46	0.45
1:G:101:ARG:HD2	5:G:2047:HOH:O	2.16	0.45
1:I:174:LYS:CD	1:I:176:SER:HB3	2.45	0.45
1:F:268:ASN:ND2	1:F:270:HIS:H	2.13	0.45
1:B:72:GLU:CG	1:B:234:LYS:HA	2.46	0.45
1:F:137:PRO:HB3	1:F:308:MET:CE	2.47	0.45
1:F:33:ALA:HB3	1:F:38:LEU:HD21	1.98	0.45
1:B:255:GLN:HG3	1:B:268:ASN:CB	2.46	0.45
1:B:255:GLN:HG3	1:B:268:ASN:HB2	1.99	0.45
1:H:261:VAL:O	1:H:261:VAL:HG12	2.17	0.45
1:H:234:LYS:HD2	1:H:235:SER:N	2.31	0.45
1:H:255:GLN:HE22	1:H:267:LEU:H	1.65	0.45
1:D:137:PRO:HB3	1:D:308:MET:CE	2.46	0.45

Continued on next page...

Continued from previous page...

Atom-1	Atom-2	Interatomic distance (Å)	Clash overlap (Å)
1:D:219:ARG:N	1:D:219:ARG:HD2	2.31	0.45
1:I:216:VAL:HG23	1:I:223:ALA:HB2	1.98	0.45
1:H:137:PRO:HA	1:H:142:PHE:CD2	2.52	0.45
1:D:300:THR:O	1:D:304:GLU:HG3	2.17	0.45
1:B:216:VAL:HG11	1:B:220:ASP:CB	2.47	0.45
1:B:300:THR:O	1:B:304:GLU:HG3	2.17	0.45
1:B:106:VAL:HG23	1:B:211:THR:CG2	2.48	0.44
1:E:280:ILE:HG23	1:E:281:ALA:N	2.33	0.44
1:E:278:GLU:HG2	1:E:282:LYS:CB	2.47	0.44
1:I:279:PRO:HB2	1:I:282:LYS:HG2	2.00	0.44
1:F:155:GLU:OE2	1:F:298:HIS:HE1	2.00	0.44
1:A:54:PHE:CE2	1:A:56:SER:HB3	2.52	0.44
1:C:35:GLY:HA3	1:C:58:GLN:HE21	1.83	0.44
1:H:107:TYR:C	1:H:211:THR:HG23	2.37	0.44
1:H:259:THR:CG2	1:H:259:THR:O	2.65	0.44
1:C:303:LEU:HD23	1:C:308:MET:CE	2.47	0.44
1:G:265:TYR:HA	1:G:266:PRO:HD3	1.86	0.44
1:E:72:GLU:OE1	1:E:73:PRO:HD2	2.17	0.44
1:H:59:ILE:N	1:H:60:PRO:CD	2.75	0.44
1:D:21:THR:HG22	1:D:21:THR:O	2.17	0.44
1:D:119:LYS:HA	1:D:119:LYS:HD3	1.79	0.44
1:D:301:ARG:NH1	1:D:301:ARG:HA	2.28	0.44
1:I:43:LYS:HE2	1:I:68:ALA:CB	2.47	0.44
1:E:259:THR:HG23	5:E:2210:HOH:O	2.18	0.44
1:G:133:ILE:O	1:G:133:ILE:HG23	2.18	0.44
1:I:304:GLU:OE2	1:I:309:LYS:HD3	2.17	0.44
1:D:110:ARG:NH2	1:D:183:GLU:O	2.49	0.44
3:D:1310:HF3:OB3	3:D:1310:HF3:OBC	2.35	0.44
1:D:112:LEU:HD11	1:D:188:ASP:HB3	1.99	0.44
1:A:51:ALA:HB3	1:A:233:LEU:HD22	1.98	0.44
1:D:301:ARG:HD2	5:D:2204:HOH:O	2.17	0.44
1:E:203:GLU:OE2	1:E:204:LYS:HE2	2.18	0.44
1:F:16:VAL:HG11	1:F:249:LEU:HD21	1.99	0.44
1:F:255:GLN:CB	1:F:271:VAL:HG21	2.48	0.44
1:D:255:GLN:O	1:D:259:THR:HB	2.17	0.44
1:C:255:GLN:CB	1:C:271:VAL:HG21	2.48	0.44
1:A:16:VAL:HG11	1:A:249:LEU:CD2	2.47	0.44
1:A:252:LYS:CB	1:A:252:LYS:NZ	2.81	0.44
1:E:108:ASP:OD2	1:E:110:ARG:HD3	2.17	0.44
1:E:193:ASN:HB3	1:E:195:TYR:CE1	2.53	0.44
1:F:256:ARG:HH12	1:F:272:VAL:H	1.66	0.44

Continued on next page...

Continued from previous page...

Atom-1	Atom-2	Interatomic distance (Å)	Clash overlap (Å)
1:F:105:VAL:HG22	1:F:191:LEU:HD12	2.00	0.44
1:E:72:GLU:HG2	1:E:234:LYS:HG2	2.00	0.44
1:E:72:GLU:HG3	1:E:239:LYS:CE	2.44	0.44
1:D:34:LYS:O	1:D:38:LEU:HG	2.18	0.44
1:H:82:THR:HG23	1:H:250:ALA:HB1	1.99	0.44
1:D:235:SER:O	1:D:237:GLN:NE2	2.49	0.44
1:D:44:GLU:HG3	5:D:2033:HOH:O	2.17	0.44
1:C:259:THR:OG1	1:C:266:PRO:HG3	2.18	0.43
1:G:36:ASP:HB3	5:G:2201:HOH:O	2.18	0.43
1:G:133:ILE:HD11	1:G:191:LEU:CD1	2.46	0.43
1:H:19:ALA:HB2	5:H:2007:HOH:O	2.18	0.43
1:F:12:ALA:O	1:F:16:VAL:HG23	2.18	0.43
1:C:101:ARG:NH2	1:C:228:SER:HB3	2.33	0.43
1:D:6:ASN:ND2	1:D:8:GLN:O	2.52	0.43
1:B:111:LYS:HB3	1:B:111:LYS:HE2	1.85	0.43
1:F:90:ALA:HB2	1:F:95:TRP:CE2	2.53	0.43
1:E:197:TRP:CD1	1:E:211:THR:HG23	2.53	0.43
1:H:33:ALA:O	1:H:34:LYS:C	2.57	0.43
1:H:244:LYS:CD	1:H:244:LYS:N	2.81	0.43
1:H:255:GLN:HG3	1:H:268:ASN:HB3	1.99	0.43
1:B:216:VAL:O	1:B:218:HIS:ND1	2.51	0.43
1:G:114:GLU:HA	1:G:117:LEU:HD23	2.00	0.43
1:H:70:LEU:O	1:H:234:LYS:HG3	2.19	0.43
1:I:83:ARG:HG3	1:I:83:ARG:HH11	1.83	0.43
1:I:9:HIS:O	1:I:10:LYS:C	2.56	0.43
1:E:268:ASN:HD22	1:E:270:HIS:H	1.64	0.43
1:D:114:GLU:OE1	1:D:114:GLU:HA	2.18	0.43
1:G:92:LYS:HB2	1:G:94:ASP:OD1	2.18	0.43
1:C:260:ALA:HA	1:C:274:THR:CG2	2.48	0.43
1:F:49:SER:HA	1:F:50:PRO:HD3	1.76	0.43
1:I:59:ILE:N	1:I:60:PRO:CD	2.81	0.43
1:F:8:GLN:HG3	1:F:9:HIS:N	2.33	0.43
1:A:33:ALA:HB3	1:A:38:LEU:HD21	2.01	0.43
1:H:262:ARG:HD3	5:H:2155:HOH:O	2.18	0.43
1:G:252:LYS:O	1:G:256:ARG:HG3	2.18	0.43
1:G:38:LEU:O	1:G:42:ILE:HG13	2.18	0.43
1:D:53:VAL:HG13	1:D:231:ALA:O	2.18	0.43
1:F:34:LYS:HE3	1:F:37:GLN:N	2.33	0.43
1:G:266:PRO:HD2	5:G:2176:HOH:O	2.19	0.43
1:C:43:LYS:NZ	1:C:64:THR:HG23	2.33	0.43
1:E:268:ASN:ND2	1:E:270:HIS:H	2.16	0.43

Continued on next page...

Continued from previous page...

Atom-1	Atom-2	Interatomic distance (Å)	Clash overlap (Å)
1:B:11:GLU:HG3	5:B:2005:HOH:O	2.18	0.43
1:E:126:THR:HB	1:E:127:PRO:HD2	2.01	0.43
1:G:239:LYS:HB2	1:G:239:LYS:HE3	1.86	0.43
1:H:300:THR:CG2	1:H:309:LYS:NZ	2.82	0.43
1:H:5:TYR:CE1	1:H:51:ALA:HB2	2.54	0.43
1:H:12:ALA:HB1	1:H:258:LEU:HD11	1.99	0.43
1:F:304:GLU:OE2	1:F:309:LYS:NZ	2.46	0.43
1:G:252:LYS:HE3	1:G:270:HIS:CD2	2.54	0.43
1:C:101:ARG:HH21	1:C:228:SER:HB3	1.84	0.43
1:D:114:GLU:HA	1:D:117:LEU:HD13	2.00	0.43
1:F:253:GLU:HG2	5:F:2182:HOH:O	2.17	0.43
1:I:194:ASN:CG	1:I:195:TYR:H	2.23	0.43
1:C:27:LYS:HB3	1:C:27:LYS:HZ2	1.83	0.43
1:I:282:LYS:NZ	1:I:282:LYS:HB3	2.34	0.43
1:G:130:LYS:HA	1:G:168:TYR:HB3	1.99	0.43
1:B:236:SER:HB3	1:B:239:LYS:HG2	2.00	0.43
1:I:136:VAL:HG13	1:I:172:TYR:O	2.18	0.43
1:D:223:ALA:HB3	1:D:286:PRO:HD3	2.01	0.43
1:G:7:GLY:HA3	1:G:57:GLU:OE2	2.19	0.43
1:A:90:ALA:HB2	1:A:95:TRP:CD2	2.54	0.43
1:G:83:ARG:HH12	1:G:89:VAL:CG2	2.31	0.42
1:H:53:VAL:CG2	1:H:242:ALA:HB1	2.48	0.42
1:G:18:ASP:O	1:G:22:ARG:HB2	2.19	0.42
1:C:58:GLN:O	1:C:58:GLN:HG3	2.18	0.42
1:G:104:VAL:HG21	1:G:213:LEU:HD22	2.00	0.42
1:G:2:ILE:HG13	1:G:28:VAL:HG13	2.00	0.42
1:B:174:LYS:HB3	5:B:2215:HOH:O	2.18	0.42
1:G:155:GLU:OE1	1:G:298:HIS:HE1	2.02	0.42
1:D:185:GLY:HA2	5:D:2081:HOH:O	2.17	0.42
1:H:1:ASP:H1	1:H:26:ILE:CG2	2.14	0.42
1:C:61:ALA:O	1:C:64:THR:HB	2.19	0.42
2:B:1310:HF5:OC2	5:B:2217:HOH:O	2.21	0.42
1:C:104:VAL:HG21	1:C:213:LEU:HD22	2.00	0.42
2:E:1310:HF5:OC2	2:E:1310:HF5:OAC	2.37	0.42
1:F:279:PRO:HD2	1:F:282:LYS:HG3	2.01	0.42
1:F:33:ALA:HB3	1:F:38:LEU:CG	2.49	0.42
1:F:57:GLU:HB2	1:F:101:ARG:HH21	1.84	0.42
1:B:278:GLU:HG2	5:B:2186:HOH:O	2.19	0.42
1:C:174:LYS:HE2	5:C:2137:HOH:O	2.18	0.42
1:A:100:GLY:HA2	1:A:226:THR:O	2.20	0.42
1:A:255:GLN:CB	1:A:271:VAL:HG21	2.50	0.42

Continued on next page...

Continued from previous page...

Atom-1	Atom-2	Interatomic distance (Å)	Clash overlap (Å)
1:B:143:LEU:O	1:B:147:VAL:HG23	2.19	0.42
1:F:6:ASN:OD1	1:F:8:GLN:HB3	2.19	0.42
1:H:246:VAL:C	1:H:248:PHE:N	2.73	0.42
4:H:1310:PHF:OBC	4:H:1310:PHF:OB3	2.37	0.42
1:D:267:LEU:HD23	1:D:280:ILE:CD1	2.49	0.42
1:D:16:VAL:HG11	1:D:249:LEU:CD2	2.50	0.42
1:A:255:GLN:HG3	1:A:268:ASN:HB2	2.01	0.42
1:C:235:SER:HB3	5:C:2035:HOH:O	2.19	0.42
1:B:6:ASN:OD1	1:B:13:ALA:HB2	2.20	0.42
1:H:82:THR:HA	1:H:267:LEU:O	2.20	0.42
1:I:41:GLN:O	1:I:45:GLU:HG3	2.19	0.42
1:H:279:PRO:O	1:H:282:LYS:N	2.46	0.42
1:H:233:LEU:HD12	1:H:233:LEU:N	2.35	0.42
4:G:1310:PHF:OBD	4:G:1310:PHF:OB1	2.37	0.42
1:I:197:TRP:CD1	1:I:211:THR:HG22	2.55	0.42
1:F:136:VAL:HA	1:F:137:PRO:HD2	1.91	0.42
1:C:56:SER:O	1:C:228:SER:HB2	2.19	0.42
1:F:104:VAL:CG2	1:F:213:LEU:HD22	2.50	0.42
1:D:126:THR:HB	1:D:127:PRO:HD2	2.00	0.42
1:E:1:ASP:CG	1:E:27:LYS:HB2	2.40	0.42
1:I:194:ASN:CG	1:I:195:TYR:N	2.73	0.42
1:D:92:LYS:HE2	5:D:2049:HOH:O	2.20	0.42
1:B:2:ILE:CG1	1:B:28:VAL:HG22	2.50	0.42
1:C:34:LYS:HB3	1:C:34:LYS:HE3	1.82	0.42
1:H:151:LYS:HE2	1:H:295:GLU:OE2	2.18	0.42
1:H:36:ASP:OD2	1:H:36:ASP:N	2.46	0.42
1:G:303:LEU:HD23	1:G:308:MET:HB2	2.00	0.42
1:I:200:PHE:CE2	1:I:204:LYS:HG3	2.55	0.42
1:D:215:PHE:HA	5:D:2074:HOH:O	2.20	0.42
1:H:49:SER:HA	1:H:50:PRO:HD3	1.86	0.42
1:D:34:LYS:HE3	1:D:37:GLN:N	2.35	0.42
1:C:136:VAL:O	1:C:139:SER:HB3	2.20	0.42
1:A:308:MET:O	1:A:309:LYS:HB2	2.19	0.42
1:A:121:VAL:HB	5:A:2122:HOH:O	2.20	0.42
1:E:36:ASP:OD2	1:E:36:ASP:N	2.53	0.42
1:D:34:LYS:HE3	1:D:37:GLN:H	1.85	0.42
1:D:301:ARG:O	1:D:305:GLN:HB2	2.19	0.42
1:E:49:SER:HA	1:E:50:PRO:HD3	1.79	0.42
1:F:217:ARG:HB3	1:F:218:HIS:H	1.71	0.42
1:A:292:THR:HG22	5:A:2112:HOH:O	2.20	0.42
1:H:112:LEU:HD22	1:H:116:ASP:HB2	2.01	0.42

Continued on next page...

Continued from previous page...

Atom-1	Atom-2	Interatomic distance (Å)	Clash overlap (Å)
1:A:99:SER:HA	1:A:267:LEU:HG	2.01	0.42
1:E:10:LYS:NZ	1:E:32:SER:HB2	2.34	0.41
1:D:153:LYS:HE3	5:D:2107:HOH:O	2.19	0.41
1:D:11:GLU:HG2	1:D:261:VAL:HG11	2.02	0.41
1:H:45:GLU:HG2	1:H:49:SER:CA	2.51	0.41
1:E:101:ARG:HD2	1:E:264:GLU:OE2	2.20	0.41
1:D:265:TYR:HA	1:D:266:PRO:HD3	1.95	0.41
1:A:180:GLN:O	1:A:184:ASN:ND2	2.53	0.41
1:F:122:LEU:HD21	1:F:149:ILE:HD13	2.01	0.41
1:D:74:LEU:HD12	1:D:96:VAL:HG23	2.01	0.41
1:G:59:ILE:HG12	5:G:2161:HOH:O	2.20	0.41
1:G:11:GLU:HB2	5:G:2009:HOH:O	2.20	0.41
1:A:54:PHE:CZ	1:A:56:SER:HB3	2.55	0.41
1:D:106:VAL:HG21	1:D:179:LEU:CD1	2.50	0.41
1:F:304:GLU:HG2	1:F:309:LYS:O	2.20	0.41
1:E:1:ASP:HB3	5:E:2027:HOH:O	2.19	0.41
1:G:12:ALA:O	1:G:16:VAL:HG23	2.19	0.41
1:C:22:ARG:HB2	5:C:2012:HOH:O	2.20	0.41
1:C:99:SER:HG	1:C:228:SER:HG	1.68	0.41
1:C:80:ASN:HB3	1:C:83:ARG:HH22	1.86	0.41
1:A:42:ILE:HD13	1:A:233:LEU:HD21	2.01	0.41
1:I:136:VAL:O	1:I:139:SER:HB2	2.19	0.41
1:G:278:GLU:OE1	1:G:282:LYS:HB3	2.20	0.41
1:I:16:VAL:HG11	1:I:249:LEU:HD23	2.02	0.41
1:E:24:THR:HG21	1:E:244:LYS:HE2	2.01	0.41
1:H:12:ALA:HB2	5:H:2155:HOH:O	2.21	0.41
1:B:159:LEU:HD11	1:B:163:LYS:HE3	2.03	0.41
1:F:256:ARG:NH1	1:F:272:VAL:H	2.18	0.41
1:C:17:ALA:O	1:C:20:PHE:HB3	2.20	0.41
1:C:59:ILE:N	1:C:60:PRO:CD	2.84	0.41
1:F:308:MET:HB3	1:F:308:MET:HE2	1.61	0.41
1:B:127:PRO:HG3	1:B:168:TYR:CZ	2.55	0.41
1:C:36:ASP:N	1:C:58:GLN:NE2	2.69	0.41
1:H:215:PHE:O	1:H:217:ARG:HG3	2.20	0.41
1:C:266:PRO:HD2	5:C:2196:HOH:O	2.20	0.41
1:H:21:THR:HA	1:H:26:ILE:O	2.19	0.41
1:D:76:ALA:O	1:D:80:ASN:ND2	2.54	0.41
1:H:45:GLU:HG2	1:H:49:SER:HA	2.01	0.41
4:I:1310:PHF:OAE	4:I:1310:PHF:OE3	2.39	0.41
1:H:8:GLN:OE1	1:H:101:ARG:NH2	2.54	0.41
1:H:272:VAL:HG13	5:H:2163:HOH:O	2.20	0.41

Continued on next page...

Continued from previous page...

Atom-1	Atom-2	Interatomic distance (Å)	Clash overlap (Å)
1:I:136:VAL:CG1	1:I:139:SER:OG	2.69	0.41
1:A:217:ARG:HA	1:A:283:LEU:O	2.20	0.41
1:I:83:ARG:HG3	1:I:83:ARG:NH1	2.36	0.41
1:I:79:ILE:CD1	1:I:93:LYS:HE2	2.47	0.41
1:B:146:ILE:HD13	1:B:162:LEU:HD11	2.02	0.41
1:I:236:SER:HB3	1:I:239:LYS:HG3	2.03	0.41
1:I:103:ARG:HD3	5:I:2077:HOH:O	2.21	0.41
1:H:71:LEU:HD21	1:H:94:ASP:O	2.21	0.41
1:B:58:GLN:NE2	1:B:60:PRO:HG2	2.27	0.41
1:G:5:TYR:CD1	1:G:51:ALA:HB2	2.56	0.41
1:I:265:TYR:N	1:I:265:TYR:CD1	2.88	0.41
1:I:34:LYS:HB2	1:I:37:GLN:CD	2.41	0.40
1:C:291:THR:HG22	1:C:296:LYS:HE3	2.02	0.40
1:I:216:VAL:HG23	1:I:217:ARG:N	2.36	0.40
1:F:80:ASN:OD1	1:F:83:ARG:HD3	2.21	0.40
1:F:77:SER:O	1:F:81:GLU:HG2	2.22	0.40
1:H:34:LYS:HB3	1:H:36:ASP:OD2	2.21	0.40
1:C:45:GLU:OE1	1:C:49:SER:HB2	2.22	0.40
1:C:268:ASN:HD22	1:C:269:PRO:N	2.20	0.40
1:H:78:THR:CG2	1:H:247:ALA:HA	2.50	0.40
1:H:184:ASN:HB3	5:H:2114:HOH:O	2.21	0.40
1:G:238:ASN:HA	1:G:238:ASN:HD22	1.69	0.40
1:B:118:GLU:HB3	1:B:123:ASN:HB2	2.02	0.40
1:A:137:PRO:HA	1:A:142:PHE:CD2	2.57	0.40
1:H:106:VAL:CG2	1:H:211:THR:HG21	2.28	0.40
1:D:183:GLU:OE1	1:D:211:THR:HG22	2.21	0.40
1:H:8:GLN:CG	1:H:9:HIS:N	2.85	0.40
1:C:259:THR:HG23	1:C:273:SER:HA	1.97	0.40
1:D:106:VAL:CG2	1:D:211:THR:OG1	2.68	0.40
1:C:49:SER:HA	1:C:50:PRO:HD3	1.90	0.40
1:B:209:VAL:HG12	1:B:211:THR:H	1.86	0.40
1:G:107:TYR:OH	1:G:114:GLU:HG2	2.20	0.40

There are no symmetry-related clashes.

5.3 Torsion angles [i](#)

5.3.1 Protein backbone [i](#)

In the following table, the Percentiles column shows the percent Ramachandran outliers of the chain as a percentile score with respect to all X-ray entries followed by that with respect to entries

of similar resolution.

The Analysed column shows the number of residues for which the backbone conformation was analysed, and the total number of residues.

Mol	Chain	Analysed	Favoured	Allowed	Outliers	Percentiles	
1	A	307/309 (99%)	298 (97%)	9 (3%)	0	100	100
1	B	307/309 (99%)	298 (97%)	8 (3%)	1 (0%)	46	24
1	C	307/309 (99%)	296 (96%)	11 (4%)	0	100	100
1	D	307/309 (99%)	290 (94%)	15 (5%)	2 (1%)	26	7
1	E	307/309 (99%)	295 (96%)	11 (4%)	1 (0%)	46	24
1	F	307/309 (99%)	293 (95%)	14 (5%)	0	100	100
1	G	307/309 (99%)	294 (96%)	13 (4%)	0	100	100
1	H	307/309 (99%)	281 (92%)	20 (6%)	6 (2%)	9	0
1	I	307/309 (99%)	285 (93%)	18 (6%)	4 (1%)	15	2
All	All	2763/2781 (99%)	2630 (95%)	119 (4%)	14 (0%)	34	12

All (14) Ramachandran outliers are listed below:

Mol	Chain	Res	Type
1	H	239	LYS
1	H	34	LYS
1	H	93	LYS
1	H	280	ILE
1	I	9	HIS
1	I	205	GLY
1	B	8	GLN
1	D	217	ARG
1	H	33	ALA
1	I	10	LYS
1	I	23	ALA
1	E	280	ILE
1	H	77	SER
1	D	59	ILE

5.3.2 Protein sidechains ⓘ

In the following table, the Percentiles column shows the percent sidechain outliers of the chain as a percentile score with respect to all X-ray entries followed by that with respect to entries of similar resolution.

The Analysed column shows the number of residues for which the sidechain conformation was

analysed, and the total number of residues.

Mol	Chain	Analysed	Rotameric	Outliers	Percentiles	
1	A	245/245 (100%)	237 (97%)	8 (3%)	45	15
1	B	245/245 (100%)	239 (98%)	6 (2%)	57	28
1	C	245/245 (100%)	238 (97%)	7 (3%)	50	19
1	D	245/245 (100%)	239 (98%)	6 (2%)	57	28
1	E	245/245 (100%)	237 (97%)	8 (3%)	45	15
1	F	245/245 (100%)	241 (98%)	4 (2%)	70	48
1	G	245/245 (100%)	239 (98%)	6 (2%)	57	28
1	H	245/245 (100%)	239 (98%)	6 (2%)	57	28
1	I	245/245 (100%)	239 (98%)	6 (2%)	57	28
All	All	2205/2205 (100%)	2148 (97%)	57 (3%)	54	25

All (57) residues with a non-rotameric sidechain are listed below:

Mol	Chain	Res	Type
1	A	8	GLN
1	A	10	LYS
1	A	80	ASN
1	A	83	ARG
1	A	101	ARG
1	A	103	ARG
1	A	116	ASP
1	A	252	LYS
1	B	8	GLN
1	B	14	GLN
1	B	85	LYS
1	B	103	ARG
1	B	191	LEU
1	B	259	THR
1	C	2	ILE
1	C	36	ASP
1	C	103	ARG
1	C	116	ASP
1	C	238	ASN
1	C	268	ASN
1	C	274	THR
1	D	31	ASN
1	D	57	GLU
1	D	85	LYS

Continued on next page...

Continued from previous page...

Mol	Chain	Res	Type
1	D	103	ARG
1	D	214	ASN
1	D	259	THR
1	E	36	ASP
1	E	101	ARG
1	E	103	ARG
1	E	110	ARG
1	E	191	LEU
1	E	256	ARG
1	E	268	ASN
1	E	287	GLN
1	F	103	ARG
1	F	139	SER
1	F	216	VAL
1	F	268	ASN
1	G	55	TYR
1	G	83	ARG
1	G	115	LYS
1	G	187	VAL
1	G	191	LEU
1	G	255	GLN
1	H	55	TYR
1	H	69	ASN
1	H	176	SER
1	H	234	LYS
1	H	259	THR
1	H	278	GLU
1	I	167	GLU
1	I	174	LYS
1	I	187	VAL
1	I	202	ARG
1	I	282	LYS
1	I	287	GLN

Some sidechains can be flipped to improve hydrogen bonding and reduce clashes. All (75) such sidechains are listed below:

Mol	Chain	Res	Type
1	A	8	GLN
1	A	58	GLN
1	A	69	ASN
1	A	80	ASN
1	A	123	ASN

Continued on next page...

Continued from previous page...

Mol	Chain	Res	Type
1	A	131	ASN
1	A	180	GLN
1	A	276	ASN
1	A	298	HIS
1	B	14	GLN
1	B	58	GLN
1	B	80	ASN
1	B	123	ASN
1	B	198	HIS
1	B	208	ASN
1	B	255	GLN
1	B	298	HIS
1	C	8	GLN
1	C	31	ASN
1	C	37	GLN
1	C	58	GLN
1	C	131	ASN
1	C	180	GLN
1	C	207	GLN
1	C	208	ASN
1	C	255	GLN
1	C	268	ASN
1	C	287	GLN
1	C	298	HIS
1	D	9	HIS
1	D	31	ASN
1	D	41	GLN
1	D	58	GLN
1	D	131	ASN
1	D	208	ASN
1	D	218	HIS
1	D	255	GLN
1	D	298	HIS
1	D	305	GLN
1	E	41	GLN
1	E	218	HIS
1	E	255	GLN
1	E	268	ASN
1	E	298	HIS
1	E	305	GLN
1	F	8	GLN
1	F	14	GLN

Continued on next page...

Continued from previous page...

Mol	Chain	Res	Type
1	F	131	ASN
1	F	180	GLN
1	F	198	HIS
1	F	214	ASN
1	F	237	GLN
1	F	255	GLN
1	F	268	ASN
1	F	298	HIS
1	G	123	ASN
1	G	131	ASN
1	G	184	ASN
1	G	238	ASN
1	G	255	GLN
1	G	270	HIS
1	G	276	ASN
1	G	298	HIS
1	H	41	GLN
1	H	69	ASN
1	H	80	ASN
1	H	198	HIS
1	H	208	ASN
1	H	214	ASN
1	H	255	GLN
1	H	298	HIS
1	I	9	HIS
1	I	69	ASN
1	I	123	ASN
1	I	287	GLN

5.3.3 RNA ⓘ

There are no RNA molecules in this entry.

5.4 Non-standard residues in protein, DNA, RNA chains ⓘ

There are no non-standard protein/DNA/RNA residues in this entry.

5.5 Carbohydrates ⓘ

There are no carbohydrates in this entry.

5.6 Ligand geometry

9 ligands are modelled in this entry.

In the following table, the Counts columns list the number of bonds (or angles) for which Mogul statistics could be retrieved, the number of bonds (or angles) that are observed in the model and the number of bonds (or angles) that are defined in the chemical component dictionary. The Link column lists molecule types, if any, to which the group is linked. The Z score for a bond length (or angle) is the number of standard deviations the observed value is removed from the expected value. A bond length (or angle) with $|Z| > 2$ is considered an outlier worth inspection. RMSZ is the root-mean-square of all Z scores of the bond lengths (or angles).

Mol	Type	Chain	Res	Link	Bond lengths			Bond angles		
					Counts	RMSZ	# Z > 2	Counts	RMSZ	# Z > 2
2	HF5	A	1310	1	0,31,31	0.00	-	0,92,92	0.00	-
2	HF5	B	1310	1	0,31,31	0.00	-	0,92,92	0.00	-
2	HF5	C	1310	1	0,31,31	0.00	-	0,92,92	0.00	-
3	HF3	D	1310	1	1,23,23	0.41	0	0,66,66	0.00	-
2	HF5	E	1310	1	0,31,31	0.00	-	0,92,92	0.00	-
2	HF5	F	1310	1	0,31,31	0.00	-	0,92,92	0.00	-
4	PHF	G	1310	1	1,37,37	2.45	1 (100%)	0,117,117	0.00	-
4	PHF	H	1310	1	1,37,37	2.02	1 (100%)	0,117,117	0.00	-
4	PHF	I	1310	1	1,37,37	1.31	0	0,117,117	0.00	-

In the following table, the Chirals column lists the number of chiral outliers, the number of chiral centers analysed, the number of these observed in the model and the number defined in the chemical component dictionary. Similar counts are reported in the Torsion and Rings columns. '-' means no outliers of that kind were identified.

Mol	Type	Chain	Res	Link	Chirals	Torsions	Rings
2	HF5	A	1310	1	-	0/0/115/115	0/0/6/6
2	HF5	B	1310	1	-	0/0/115/115	0/0/6/6
2	HF5	C	1310	1	-	0/0/115/115	0/0/6/6
3	HF3	D	1310	1	-	0/0/89/89	0/0/5/5
2	HF5	E	1310	1	-	0/0/115/115	0/0/6/6
2	HF5	F	1310	1	-	0/0/115/115	0/0/6/6
4	PHF	G	1310	1	-	0/0/194/194	0/0/9/9
4	PHF	H	1310	1	-	0/0/194/194	0/0/9/9
4	PHF	I	1310	1	-	0/0/194/194	0/0/9/9

All (2) bond length outliers are listed below:

Mol	Chain	Res	Type	Atoms	Z	Observed(Å)	Ideal(Å)
4	H	1310	PHF	P-O4	2.02	1.55	1.48
4	G	1310	PHF	P-O4	2.45	1.56	1.48

There are no bond angle outliers.

There are no chirality outliers.

There are no torsion outliers.

There are no ring outliers.

8 monomers are involved in 18 short contacts:

Mol	Chain	Res	Type	Clashes	Symm-Clashes
2	A	1310	HF5	3	0
2	B	1310	HF5	1	0
2	C	1310	HF5	2	0
3	D	1310	HF3	2	0
2	E	1310	HF5	3	0
4	G	1310	PHF	2	0
4	H	1310	PHF	2	0
4	I	1310	PHF	3	0

5.7 Other polymers [i](#)

There are no such residues in this entry.

5.8 Polymer linkage issues [i](#)

There are no chain breaks in this entry.

6 Fit of model and data [i](#)

6.1 Protein, DNA and RNA chains [i](#)

In the following table, the column labelled ‘#RSRZ> 2’ contains the number (and percentage) of RSRZ outliers, followed by percent RSRZ outliers for the chain as percentile scores relative to all X-ray entries and entries of similar resolution. The OWAB column contains the minimum, median, 95th percentile and maximum values of the occupancy-weighted average B-factor per residue. The column labelled ‘Q< 0.9’ lists the number of (and percentage) of residues with an average occupancy less than 0.9.

Mol	Chain	Analysed	<RSRZ>	#RSRZ>2	OWAB(Å ²)	Q<0.9
1	A	309/309 (100%)	-0.79	0 100 100	18, 26, 38, 49	0
1	B	309/309 (100%)	-0.71	0 100 100	16, 29, 45, 61	0
1	C	309/309 (100%)	-0.72	0 100 100	18, 29, 44, 52	0
1	D	309/309 (100%)	-0.72	0 100 100	20, 30, 45, 61	0
1	E	309/309 (100%)	-0.80	0 100 100	18, 27, 38, 47	0
1	F	309/309 (100%)	-0.78	0 100 100	18, 27, 39, 52	0
1	G	309/309 (100%)	-0.74	0 100 100	21, 31, 41, 48	0
1	H	309/309 (100%)	-0.46	0 100 100	20, 34, 59, 65	0
1	I	309/309 (100%)	-0.69	0 100 100	21, 33, 45, 59	0
All	All	2781/2781 (100%)	-0.71	0 100 100	16, 30, 46, 65	0

There are no RSRZ outliers to report.

6.2 Non-standard residues in protein, DNA, RNA chains [i](#)

There are no non-standard protein/DNA/RNA residues in this entry.

6.3 Carbohydrates [i](#)

There are no carbohydrates in this entry.

6.4 Ligands [i](#)

In the following table, the Atoms column lists the number of modelled atoms in the group and the number defined in the chemical component dictionary. LLDF column lists the quality of electron density of the group with respect to its neighbouring residues in protein, DNA or RNA chains. The B-factors column lists the minimum, median, 95th percentile and maximum values of B factors

of atoms in the group. The column labelled 'Q< 0.9' lists the number of atoms with occupancy less than 0.9.

Mol	Type	Chain	Res	Atoms	RSCC	RSR	LLDF	B-factors(\AA^2)	Q<0.9
2	HF5	F	1310	26/26	0.99	0.09	1.78	34,73,99,99	0
2	HF5	E	1310	26/26	0.99	0.09	0.64	29,69,99,99	0
2	HF5	C	1310	26/26	1.00	0.07	0.54	23,50,99,99	0
3	HF3	D	1310	19/19	1.00	0.07	0.42	25,34,66,74	0
4	PHF	G	1310	29/29	0.99	0.07	0.27	31,53,90,99	0
4	PHF	H	1310	29/29	0.99	0.07	0.17	34,65,83,89	0
2	HF5	A	1310	26/26	1.00	0.08	0.17	25,56,99,99	0
2	HF5	B	1310	26/26	1.00	0.08	0.10	28,61,99,99	0
4	PHF	I	1310	29/29	0.99	0.08	-0.20	36,71,99,99	0

6.5 Other polymers [i](#)

There are no such residues in this entry.