



# Full wwPDB X-ray Structure Validation Report ⓘ

Feb 1, 2016 – 07:43 PM GMT

PDB ID : 4PJ1  
Title : Crystal structure of the human mitochondrial chaperonin symmetrical 'foot-ball' complex  
Authors : Frolow, F.; Azem, A.; Nisemblat, S.  
Deposited on : 2014-05-10  
Resolution : 3.15 Å(reported)

This is a Full wwPDB X-ray Structure Validation Report for a publicly released PDB entry.  
We welcome your comments at [validation@mail.wwpdb.org](mailto:validation@mail.wwpdb.org)  
A user guide is available at  
<http://wwpdb.org/validation/2016/XrayValidationReportHelp>  
with specific help available everywhere you see the ⓘ symbol.

---

The following versions of software and data (see [references ⓘ](#)) were used in the production of this report:

MolProbity : 4.02b-467  
Mogul : 1.7 (RC4), CSD as536be (2015)  
Xtriage (Phenix) : 1.9-1692  
EDS : rb-20026688  
Percentile statistics : 20151230.v01 (using entries in the PDB archive December 30th 2015)  
Refmac : 5.8.0135  
CCP4 : 6.5.0  
Ideal geometry (proteins) : Engh & Huber (2001)  
Ideal geometry (DNA, RNA) : Parkinson et al. (1996)  
Validation Pipeline (wwPDB-VP) : trunk26865

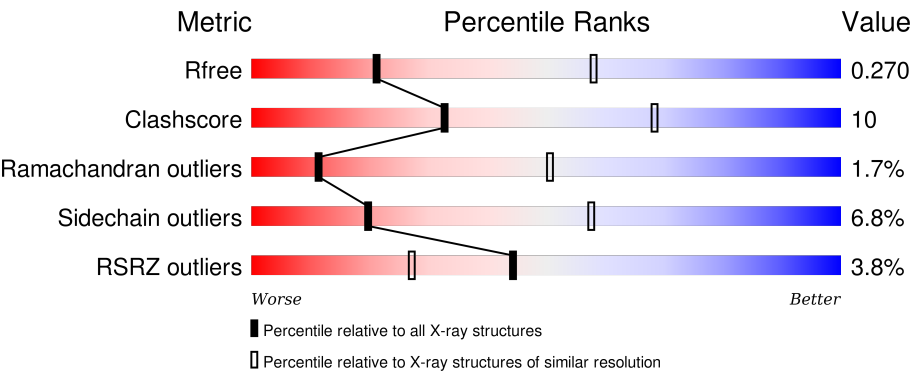
# 1 Overall quality at a glance i

The following experimental techniques were used to determine the structure:

*X-RAY DIFFRACTION*

The reported resolution of this entry is 3.15 Å.

Percentile scores (ranging between 0-100) for global validation metrics of the entry are shown in the following graphic. The table shows the number of entries on which the scores are based.



Metric	Whole archive (#Entries)	Similar resolution (#Entries, resolution range(Å))
$R_{free}$	91344	1112 (3.20-3.12)
Clashscore	102246	1249 (3.20-3.12)
Ramachandran outliers	100387	1222 (3.20-3.12)
Sidechain outliers	100360	1221 (3.20-3.12)
RSRZ outliers	91569	1117 (3.20-3.12)

The table below summarises the geometric issues observed across the polymeric chains and their fit to the electron density. The red, orange, yellow and green segments on the lower bar indicate the fraction of residues that contain outliers for  $\geq 3$ , 2, 1 and 0 types of geometric quality criteria. A grey segment represents the fraction of residues that are not modelled. The numeric value for each fraction is indicated below the corresponding segment, with a dot representing fractions  $\leq 5\%$ . The upper red bar (where present) indicates the fraction of residues that have poor fit to the electron density. The numeric value is given above the bar.

Mol	Chain	Length	Quality of chain
1	A	558	<div><div>5%</div><div><div></div><div>65%</div><div>27%</div><div>• 6%</div></div></div>
1	B	558	<div><div>9%</div><div><div></div><div>62%</div><div>27%</div><div>5% • 6%</div></div></div>
1	C	558	<div><div>2%</div><div><div></div><div>69%</div><div>23%</div><div>• 6%</div></div></div>
1	D	558	<div><div>4%</div><div><div></div><div>65%</div><div>25%</div><div>• 6%</div></div></div>
1	E	558	<div><div>3%</div><div><div></div><div>69%</div><div>22%</div><div>• 6%</div></div></div>

Continued on next page...

Continued from previous page...

Mol	Chain	Length	Quality of chain
1	F	558	
1	G	558	
1	H	558	
1	I	558	
1	J	558	
1	K	558	
1	L	558	
1	M	558	
1	N	558	
2	1	114	
2	2	114	
2	O	114	
2	P	114	
2	Q	114	
2	R	114	
2	S	114	
2	T	114	
2	U	114	
2	V	114	
2	W	114	
2	X	114	
2	Y	114	
2	Z	114	

## 2 Entry composition

There are 4 unique types of molecules in this entry. The entry contains 65963 atoms, of which 0 are hydrogens and 0 are deuteriums.

In the tables below, the ZeroOcc column contains the number of atoms modelled with zero occupancy, the AltConf column contains the number of residues with at least one atom in alternate conformation and the Trace column contains the number of residues modelled with at most 2 atoms.

- Molecule 1 is a protein called 60 kDa heat shock protein, mitochondrial.

Mol	Chain	Residues	Atoms					ZeroOcc	AltConf	Trace
1	A	526	Total	C	N	O	S	0	0	0
			3918	2457	670	777	14			
1	B	526	Total	C	N	O	S	0	0	0
			3918	2457	670	777	14			
1	C	526	Total	C	N	O	S	0	0	0
			3918	2457	670	777	14			
1	D	526	Total	C	N	O	S	0	0	0
			3918	2457	670	777	14			
1	E	526	Total	C	N	O	S	0	0	0
			3918	2457	670	777	14			
1	F	526	Total	C	N	O	S	0	0	0
			3918	2457	670	777	14			
1	G	526	Total	C	N	O	S	0	0	0
			3918	2457	670	777	14			
1	H	526	Total	C	N	O	S	0	0	0
			3918	2457	670	777	14			
1	I	526	Total	C	N	O	S	0	0	0
			3918	2457	670	777	14			
1	J	526	Total	C	N	O	S	0	0	0
			3918	2457	670	777	14			
1	K	526	Total	C	N	O	S	0	0	0
			3918	2457	670	777	14			
1	L	526	Total	C	N	O	S	0	0	0
			3918	2457	670	777	14			
1	M	526	Total	C	N	O	S	0	0	0
			3918	2457	670	777	14			
1	N	526	Total	C	N	O	S	0	0	0
			3918	2457	670	777	14			

There are 406 discrepancies between the modelled and reference sequences:

Chain	Residue	Modelled	Actual	Comment	Reference
A	-25	MET	-	expression tag	UNP P10809

*Continued on next page...*

*Continued from previous page...*

Chain	Residue	Modelled	Actual	Comment	Reference
A	-24	GLY	-	expression tag	UNP P10809
A	-23	SER	-	expression tag	UNP P10809
A	-22	HIS	-	expression tag	UNP P10809
A	-21	HIS	-	expression tag	UNP P10809
A	-20	HIS	-	expression tag	UNP P10809
A	-19	HIS	-	expression tag	UNP P10809
A	-18	HIS	-	expression tag	UNP P10809
A	-17	HIS	-	expression tag	UNP P10809
A	-16	HIS	-	expression tag	UNP P10809
A	-15	HIS	-	expression tag	UNP P10809
A	-14	GLY	-	expression tag	UNP P10809
A	-13	SER	-	expression tag	UNP P10809
A	-12	ASP	-	expression tag	UNP P10809
A	-11	TYR	-	expression tag	UNP P10809
A	-10	ASP	-	expression tag	UNP P10809
A	-9	ILE	-	expression tag	UNP P10809
A	-8	PRO	-	expression tag	UNP P10809
A	-7	THR	-	expression tag	UNP P10809
A	-6	THR	-	expression tag	UNP P10809
A	-5	GLU	-	expression tag	UNP P10809
A	-4	ASN	-	expression tag	UNP P10809
A	-3	LEU	-	expression tag	UNP P10809
A	-2	TYR	-	expression tag	UNP P10809
A	-1	PHE	-	expression tag	UNP P10809
A	0	GLN	-	expression tag	UNP P10809
A	1	GLY	-	expression tag	UNP P10809
A	2	SER	-	expression tag	UNP P10809
A	323	LYS	GLU	engineered mutation	UNP P10809
B	-25	MET	-	expression tag	UNP P10809
B	-24	GLY	-	expression tag	UNP P10809
B	-23	SER	-	expression tag	UNP P10809
B	-22	HIS	-	expression tag	UNP P10809
B	-21	HIS	-	expression tag	UNP P10809
B	-20	HIS	-	expression tag	UNP P10809
B	-19	HIS	-	expression tag	UNP P10809
B	-18	HIS	-	expression tag	UNP P10809
B	-17	HIS	-	expression tag	UNP P10809
B	-16	HIS	-	expression tag	UNP P10809
B	-15	HIS	-	expression tag	UNP P10809
B	-14	GLY	-	expression tag	UNP P10809
B	-13	SER	-	expression tag	UNP P10809
B	-12	ASP	-	expression tag	UNP P10809

*Continued on next page...*

*Continued from previous page...*

Chain	Residue	Modelled	Actual	Comment	Reference
B	-11	TYR	-	expression tag	UNP P10809
B	-10	ASP	-	expression tag	UNP P10809
B	-9	ILE	-	expression tag	UNP P10809
B	-8	PRO	-	expression tag	UNP P10809
B	-7	THR	-	expression tag	UNP P10809
B	-6	THR	-	expression tag	UNP P10809
B	-5	GLU	-	expression tag	UNP P10809
B	-4	ASN	-	expression tag	UNP P10809
B	-3	LEU	-	expression tag	UNP P10809
B	-2	TYR	-	expression tag	UNP P10809
B	-1	PHE	-	expression tag	UNP P10809
B	0	GLN	-	expression tag	UNP P10809
B	1	GLY	-	expression tag	UNP P10809
B	2	SER	-	expression tag	UNP P10809
B	323	LYS	GLU	engineered mutation	UNP P10809
C	-25	MET	-	expression tag	UNP P10809
C	-24	GLY	-	expression tag	UNP P10809
C	-23	SER	-	expression tag	UNP P10809
C	-22	HIS	-	expression tag	UNP P10809
C	-21	HIS	-	expression tag	UNP P10809
C	-20	HIS	-	expression tag	UNP P10809
C	-19	HIS	-	expression tag	UNP P10809
C	-18	HIS	-	expression tag	UNP P10809
C	-17	HIS	-	expression tag	UNP P10809
C	-16	HIS	-	expression tag	UNP P10809
C	-15	HIS	-	expression tag	UNP P10809
C	-14	GLY	-	expression tag	UNP P10809
C	-13	SER	-	expression tag	UNP P10809
C	-12	ASP	-	expression tag	UNP P10809
C	-11	TYR	-	expression tag	UNP P10809
C	-10	ASP	-	expression tag	UNP P10809
C	-9	ILE	-	expression tag	UNP P10809
C	-8	PRO	-	expression tag	UNP P10809
C	-7	THR	-	expression tag	UNP P10809
C	-6	THR	-	expression tag	UNP P10809
C	-5	GLU	-	expression tag	UNP P10809
C	-4	ASN	-	expression tag	UNP P10809
C	-3	LEU	-	expression tag	UNP P10809
C	-2	TYR	-	expression tag	UNP P10809
C	-1	PHE	-	expression tag	UNP P10809
C	0	GLN	-	expression tag	UNP P10809
C	1	GLY	-	expression tag	UNP P10809

*Continued on next page...*

*Continued from previous page...*

Chain	Residue	Modelled	Actual	Comment	Reference
C	2	SER	-	expression tag	UNP P10809
C	323	LYS	GLU	engineered mutation	UNP P10809
D	-25	MET	-	expression tag	UNP P10809
D	-24	GLY	-	expression tag	UNP P10809
D	-23	SER	-	expression tag	UNP P10809
D	-22	HIS	-	expression tag	UNP P10809
D	-21	HIS	-	expression tag	UNP P10809
D	-20	HIS	-	expression tag	UNP P10809
D	-19	HIS	-	expression tag	UNP P10809
D	-18	HIS	-	expression tag	UNP P10809
D	-17	HIS	-	expression tag	UNP P10809
D	-16	HIS	-	expression tag	UNP P10809
D	-15	HIS	-	expression tag	UNP P10809
D	-14	GLY	-	expression tag	UNP P10809
D	-13	SER	-	expression tag	UNP P10809
D	-12	ASP	-	expression tag	UNP P10809
D	-11	TYR	-	expression tag	UNP P10809
D	-10	ASP	-	expression tag	UNP P10809
D	-9	ILE	-	expression tag	UNP P10809
D	-8	PRO	-	expression tag	UNP P10809
D	-7	THR	-	expression tag	UNP P10809
D	-6	THR	-	expression tag	UNP P10809
D	-5	GLU	-	expression tag	UNP P10809
D	-4	ASN	-	expression tag	UNP P10809
D	-3	LEU	-	expression tag	UNP P10809
D	-2	TYR	-	expression tag	UNP P10809
D	-1	PHE	-	expression tag	UNP P10809
D	0	GLN	-	expression tag	UNP P10809
D	1	GLY	-	expression tag	UNP P10809
D	2	SER	-	expression tag	UNP P10809
D	323	LYS	GLU	engineered mutation	UNP P10809
E	-25	MET	-	expression tag	UNP P10809
E	-24	GLY	-	expression tag	UNP P10809
E	-23	SER	-	expression tag	UNP P10809
E	-22	HIS	-	expression tag	UNP P10809
E	-21	HIS	-	expression tag	UNP P10809
E	-20	HIS	-	expression tag	UNP P10809
E	-19	HIS	-	expression tag	UNP P10809
E	-18	HIS	-	expression tag	UNP P10809
E	-17	HIS	-	expression tag	UNP P10809
E	-16	HIS	-	expression tag	UNP P10809
E	-15	HIS	-	expression tag	UNP P10809

*Continued on next page...*

*Continued from previous page...*

Chain	Residue	Modelled	Actual	Comment	Reference
E	-14	GLY	-	expression tag	UNP P10809
E	-13	SER	-	expression tag	UNP P10809
E	-12	ASP	-	expression tag	UNP P10809
E	-11	TYR	-	expression tag	UNP P10809
E	-10	ASP	-	expression tag	UNP P10809
E	-9	ILE	-	expression tag	UNP P10809
E	-8	PRO	-	expression tag	UNP P10809
E	-7	THR	-	expression tag	UNP P10809
E	-6	THR	-	expression tag	UNP P10809
E	-5	GLU	-	expression tag	UNP P10809
E	-4	ASN	-	expression tag	UNP P10809
E	-3	LEU	-	expression tag	UNP P10809
E	-2	TYR	-	expression tag	UNP P10809
E	-1	PHE	-	expression tag	UNP P10809
E	0	GLN	-	expression tag	UNP P10809
E	1	GLY	-	expression tag	UNP P10809
E	2	SER	-	expression tag	UNP P10809
E	323	LYS	GLU	engineered mutation	UNP P10809
F	-25	MET	-	expression tag	UNP P10809
F	-24	GLY	-	expression tag	UNP P10809
F	-23	SER	-	expression tag	UNP P10809
F	-22	HIS	-	expression tag	UNP P10809
F	-21	HIS	-	expression tag	UNP P10809
F	-20	HIS	-	expression tag	UNP P10809
F	-19	HIS	-	expression tag	UNP P10809
F	-18	HIS	-	expression tag	UNP P10809
F	-17	HIS	-	expression tag	UNP P10809
F	-16	HIS	-	expression tag	UNP P10809
F	-15	HIS	-	expression tag	UNP P10809
F	-14	GLY	-	expression tag	UNP P10809
F	-13	SER	-	expression tag	UNP P10809
F	-12	ASP	-	expression tag	UNP P10809
F	-11	TYR	-	expression tag	UNP P10809
F	-10	ASP	-	expression tag	UNP P10809
F	-9	ILE	-	expression tag	UNP P10809
F	-8	PRO	-	expression tag	UNP P10809
F	-7	THR	-	expression tag	UNP P10809
F	-6	THR	-	expression tag	UNP P10809
F	-5	GLU	-	expression tag	UNP P10809
F	-4	ASN	-	expression tag	UNP P10809
F	-3	LEU	-	expression tag	UNP P10809
F	-2	TYR	-	expression tag	UNP P10809

*Continued on next page...*



*Continued from previous page...*

Chain	Residue	Modelled	Actual	Comment	Reference
F	-1	PHE	-	expression tag	UNP P10809
F	0	GLN	-	expression tag	UNP P10809
F	1	GLY	-	expression tag	UNP P10809
F	2	SER	-	expression tag	UNP P10809
F	323	LYS	GLU	engineered mutation	UNP P10809
G	-25	MET	-	expression tag	UNP P10809
G	-24	GLY	-	expression tag	UNP P10809
G	-23	SER	-	expression tag	UNP P10809
G	-22	HIS	-	expression tag	UNP P10809
G	-21	HIS	-	expression tag	UNP P10809
G	-20	HIS	-	expression tag	UNP P10809
G	-19	HIS	-	expression tag	UNP P10809
G	-18	HIS	-	expression tag	UNP P10809
G	-17	HIS	-	expression tag	UNP P10809
G	-16	HIS	-	expression tag	UNP P10809
G	-15	HIS	-	expression tag	UNP P10809
G	-14	GLY	-	expression tag	UNP P10809
G	-13	SER	-	expression tag	UNP P10809
G	-12	ASP	-	expression tag	UNP P10809
G	-11	TYR	-	expression tag	UNP P10809
G	-10	ASP	-	expression tag	UNP P10809
G	-9	ILE	-	expression tag	UNP P10809
G	-8	PRO	-	expression tag	UNP P10809
G	-7	THR	-	expression tag	UNP P10809
G	-6	THR	-	expression tag	UNP P10809
G	-5	GLU	-	expression tag	UNP P10809
G	-4	ASN	-	expression tag	UNP P10809
G	-3	LEU	-	expression tag	UNP P10809
G	-2	TYR	-	expression tag	UNP P10809
G	-1	PHE	-	expression tag	UNP P10809
G	0	GLN	-	expression tag	UNP P10809
G	1	GLY	-	expression tag	UNP P10809
G	2	SER	-	expression tag	UNP P10809
G	323	LYS	GLU	engineered mutation	UNP P10809
H	-25	MET	-	expression tag	UNP P10809
H	-24	GLY	-	expression tag	UNP P10809
H	-23	SER	-	expression tag	UNP P10809
H	-22	HIS	-	expression tag	UNP P10809
H	-21	HIS	-	expression tag	UNP P10809
H	-20	HIS	-	expression tag	UNP P10809
H	-19	HIS	-	expression tag	UNP P10809
H	-18	HIS	-	expression tag	UNP P10809

*Continued on next page...*

*Continued from previous page...*

Chain	Residue	Modelled	Actual	Comment	Reference
H	-17	HIS	-	expression tag	UNP P10809
H	-16	HIS	-	expression tag	UNP P10809
H	-15	HIS	-	expression tag	UNP P10809
H	-14	GLY	-	expression tag	UNP P10809
H	-13	SER	-	expression tag	UNP P10809
H	-12	ASP	-	expression tag	UNP P10809
H	-11	TYR	-	expression tag	UNP P10809
H	-10	ASP	-	expression tag	UNP P10809
H	-9	ILE	-	expression tag	UNP P10809
H	-8	PRO	-	expression tag	UNP P10809
H	-7	THR	-	expression tag	UNP P10809
H	-6	THR	-	expression tag	UNP P10809
H	-5	GLU	-	expression tag	UNP P10809
H	-4	ASN	-	expression tag	UNP P10809
H	-3	LEU	-	expression tag	UNP P10809
H	-2	TYR	-	expression tag	UNP P10809
H	-1	PHE	-	expression tag	UNP P10809
H	0	GLN	-	expression tag	UNP P10809
H	1	GLY	-	expression tag	UNP P10809
H	2	SER	-	expression tag	UNP P10809
H	323	LYS	GLU	engineered mutation	UNP P10809
I	-25	MET	-	expression tag	UNP P10809
I	-24	GLY	-	expression tag	UNP P10809
I	-23	SER	-	expression tag	UNP P10809
I	-22	HIS	-	expression tag	UNP P10809
I	-21	HIS	-	expression tag	UNP P10809
I	-20	HIS	-	expression tag	UNP P10809
I	-19	HIS	-	expression tag	UNP P10809
I	-18	HIS	-	expression tag	UNP P10809
I	-17	HIS	-	expression tag	UNP P10809
I	-16	HIS	-	expression tag	UNP P10809
I	-15	HIS	-	expression tag	UNP P10809
I	-14	GLY	-	expression tag	UNP P10809
I	-13	SER	-	expression tag	UNP P10809
I	-12	ASP	-	expression tag	UNP P10809
I	-11	TYR	-	expression tag	UNP P10809
I	-10	ASP	-	expression tag	UNP P10809
I	-9	ILE	-	expression tag	UNP P10809
I	-8	PRO	-	expression tag	UNP P10809
I	-7	THR	-	expression tag	UNP P10809
I	-6	THR	-	expression tag	UNP P10809
I	-5	GLU	-	expression tag	UNP P10809

*Continued on next page...*

*Continued from previous page...*

Chain	Residue	Modelled	Actual	Comment	Reference
I	-4	ASN	-	expression tag	UNP P10809
I	-3	LEU	-	expression tag	UNP P10809
I	-2	TYR	-	expression tag	UNP P10809
I	-1	PHE	-	expression tag	UNP P10809
I	0	GLN	-	expression tag	UNP P10809
I	1	GLY	-	expression tag	UNP P10809
I	2	SER	-	expression tag	UNP P10809
I	323	LYS	GLU	engineered mutation	UNP P10809
J	-25	MET	-	expression tag	UNP P10809
J	-24	GLY	-	expression tag	UNP P10809
J	-23	SER	-	expression tag	UNP P10809
J	-22	HIS	-	expression tag	UNP P10809
J	-21	HIS	-	expression tag	UNP P10809
J	-20	HIS	-	expression tag	UNP P10809
J	-19	HIS	-	expression tag	UNP P10809
J	-18	HIS	-	expression tag	UNP P10809
J	-17	HIS	-	expression tag	UNP P10809
J	-16	HIS	-	expression tag	UNP P10809
J	-15	HIS	-	expression tag	UNP P10809
J	-14	GLY	-	expression tag	UNP P10809
J	-13	SER	-	expression tag	UNP P10809
J	-12	ASP	-	expression tag	UNP P10809
J	-11	TYR	-	expression tag	UNP P10809
J	-10	ASP	-	expression tag	UNP P10809
J	-9	ILE	-	expression tag	UNP P10809
J	-8	PRO	-	expression tag	UNP P10809
J	-7	THR	-	expression tag	UNP P10809
J	-6	THR	-	expression tag	UNP P10809
J	-5	GLU	-	expression tag	UNP P10809
J	-4	ASN	-	expression tag	UNP P10809
J	-3	LEU	-	expression tag	UNP P10809
J	-2	TYR	-	expression tag	UNP P10809
J	-1	PHE	-	expression tag	UNP P10809
J	0	GLN	-	expression tag	UNP P10809
J	1	GLY	-	expression tag	UNP P10809
J	2	SER	-	expression tag	UNP P10809
J	323	LYS	GLU	engineered mutation	UNP P10809
K	-25	MET	-	expression tag	UNP P10809
K	-24	GLY	-	expression tag	UNP P10809
K	-23	SER	-	expression tag	UNP P10809
K	-22	HIS	-	expression tag	UNP P10809
K	-21	HIS	-	expression tag	UNP P10809

*Continued on next page...*

*Continued from previous page...*

Chain	Residue	Modelled	Actual	Comment	Reference
K	-20	HIS	-	expression tag	UNP P10809
K	-19	HIS	-	expression tag	UNP P10809
K	-18	HIS	-	expression tag	UNP P10809
K	-17	HIS	-	expression tag	UNP P10809
K	-16	HIS	-	expression tag	UNP P10809
K	-15	HIS	-	expression tag	UNP P10809
K	-14	GLY	-	expression tag	UNP P10809
K	-13	SER	-	expression tag	UNP P10809
K	-12	ASP	-	expression tag	UNP P10809
K	-11	TYR	-	expression tag	UNP P10809
K	-10	ASP	-	expression tag	UNP P10809
K	-9	ILE	-	expression tag	UNP P10809
K	-8	PRO	-	expression tag	UNP P10809
K	-7	THR	-	expression tag	UNP P10809
K	-6	THR	-	expression tag	UNP P10809
K	-5	GLU	-	expression tag	UNP P10809
K	-4	ASN	-	expression tag	UNP P10809
K	-3	LEU	-	expression tag	UNP P10809
K	-2	TYR	-	expression tag	UNP P10809
K	-1	PHE	-	expression tag	UNP P10809
K	0	GLN	-	expression tag	UNP P10809
K	1	GLY	-	expression tag	UNP P10809
K	2	SER	-	expression tag	UNP P10809
K	323	LYS	GLU	engineered mutation	UNP P10809
L	-25	MET	-	expression tag	UNP P10809
L	-24	GLY	-	expression tag	UNP P10809
L	-23	SER	-	expression tag	UNP P10809
L	-22	HIS	-	expression tag	UNP P10809
L	-21	HIS	-	expression tag	UNP P10809
L	-20	HIS	-	expression tag	UNP P10809
L	-19	HIS	-	expression tag	UNP P10809
L	-18	HIS	-	expression tag	UNP P10809
L	-17	HIS	-	expression tag	UNP P10809
L	-16	HIS	-	expression tag	UNP P10809
L	-15	HIS	-	expression tag	UNP P10809
L	-14	GLY	-	expression tag	UNP P10809
L	-13	SER	-	expression tag	UNP P10809
L	-12	ASP	-	expression tag	UNP P10809
L	-11	TYR	-	expression tag	UNP P10809
L	-10	ASP	-	expression tag	UNP P10809
L	-9	ILE	-	expression tag	UNP P10809
L	-8	PRO	-	expression tag	UNP P10809

*Continued on next page...*

*Continued from previous page...*

Chain	Residue	Modelled	Actual	Comment	Reference
L	-7	THR	-	expression tag	UNP P10809
L	-6	THR	-	expression tag	UNP P10809
L	-5	GLU	-	expression tag	UNP P10809
L	-4	ASN	-	expression tag	UNP P10809
L	-3	LEU	-	expression tag	UNP P10809
L	-2	TYR	-	expression tag	UNP P10809
L	-1	PHE	-	expression tag	UNP P10809
L	0	GLN	-	expression tag	UNP P10809
L	1	GLY	-	expression tag	UNP P10809
L	2	SER	-	expression tag	UNP P10809
L	323	LYS	GLU	engineered mutation	UNP P10809
M	-25	MET	-	expression tag	UNP P10809
M	-24	GLY	-	expression tag	UNP P10809
M	-23	SER	-	expression tag	UNP P10809
M	-22	HIS	-	expression tag	UNP P10809
M	-21	HIS	-	expression tag	UNP P10809
M	-20	HIS	-	expression tag	UNP P10809
M	-19	HIS	-	expression tag	UNP P10809
M	-18	HIS	-	expression tag	UNP P10809
M	-17	HIS	-	expression tag	UNP P10809
M	-16	HIS	-	expression tag	UNP P10809
M	-15	HIS	-	expression tag	UNP P10809
M	-14	GLY	-	expression tag	UNP P10809
M	-13	SER	-	expression tag	UNP P10809
M	-12	ASP	-	expression tag	UNP P10809
M	-11	TYR	-	expression tag	UNP P10809
M	-10	ASP	-	expression tag	UNP P10809
M	-9	ILE	-	expression tag	UNP P10809
M	-8	PRO	-	expression tag	UNP P10809
M	-7	THR	-	expression tag	UNP P10809
M	-6	THR	-	expression tag	UNP P10809
M	-5	GLU	-	expression tag	UNP P10809
M	-4	ASN	-	expression tag	UNP P10809
M	-3	LEU	-	expression tag	UNP P10809
M	-2	TYR	-	expression tag	UNP P10809
M	-1	PHE	-	expression tag	UNP P10809
M	0	GLN	-	expression tag	UNP P10809
M	1	GLY	-	expression tag	UNP P10809
M	2	SER	-	expression tag	UNP P10809
M	323	LYS	GLU	engineered mutation	UNP P10809
N	-25	MET	-	expression tag	UNP P10809
N	-24	GLY	-	expression tag	UNP P10809

*Continued on next page...*

*Continued from previous page...*

Chain	Residue	Modelled	Actual	Comment	Reference
N	-23	SER	-	expression tag	UNP P10809
N	-22	HIS	-	expression tag	UNP P10809
N	-21	HIS	-	expression tag	UNP P10809
N	-20	HIS	-	expression tag	UNP P10809
N	-19	HIS	-	expression tag	UNP P10809
N	-18	HIS	-	expression tag	UNP P10809
N	-17	HIS	-	expression tag	UNP P10809
N	-16	HIS	-	expression tag	UNP P10809
N	-15	HIS	-	expression tag	UNP P10809
N	-14	GLY	-	expression tag	UNP P10809
N	-13	SER	-	expression tag	UNP P10809
N	-12	ASP	-	expression tag	UNP P10809
N	-11	TYR	-	expression tag	UNP P10809
N	-10	ASP	-	expression tag	UNP P10809
N	-9	ILE	-	expression tag	UNP P10809
N	-8	PRO	-	expression tag	UNP P10809
N	-7	THR	-	expression tag	UNP P10809
N	-6	THR	-	expression tag	UNP P10809
N	-5	GLU	-	expression tag	UNP P10809
N	-4	ASN	-	expression tag	UNP P10809
N	-3	LEU	-	expression tag	UNP P10809
N	-2	TYR	-	expression tag	UNP P10809
N	-1	PHE	-	expression tag	UNP P10809
N	0	GLN	-	expression tag	UNP P10809
N	1	GLY	-	expression tag	UNP P10809
N	2	SER	-	expression tag	UNP P10809
N	323	LYS	GLU	engineered mutation	UNP P10809

- Molecule 2 is a protein called 10 kDa heat shock protein, mitochondrial.

Mol	Chain	Residues	Atoms					ZeroOcc	AltConf	Trace
2	O	100	Total	C	N	O	S	0	0	0
			756	486	127	142	1			
2	P	105	Total	C	N	O	S	0	0	0
			788	507	133	147	1			
2	Q	100	Total	C	N	O	S	0	0	0
			756	486	127	142	1			
2	R	100	Total	C	N	O	S	0	0	0
			756	486	127	142	1			
2	S	100	Total	C	N	O	S	0	0	0
			756	486	127	142	1			
2	T	100	Total	C	N	O	S	0	0	0
			756	486	127	142	1			

*Continued on next page...*

*Continued from previous page...*

Mol	Chain	Residues	Atoms					ZeroOcc	AltConf	Trace
2	U	102	Total	C	N	O	S	0	0	0
			773	498	130	144	1			
2	V	100	Total	C	N	O	S	0	0	0
			756	486	127	142	1			
2	W	100	Total	C	N	O	S	0	0	0
			756	486	127	142	1			
2	X	100	Total	C	N	O	S	0	0	0
			756	486	127	142	1			
2	Y	100	Total	C	N	O	S	0	0	0
			756	486	127	142	1			
2	Z	108	Total	C	N	O	S	0	0	0
			815	524	138	152	1			
2	1	100	Total	C	N	O	S	0	0	0
			756	486	127	142	1			
2	2	104	Total	C	N	O	S	0	0	0
			783	504	132	146	1			

There are 168 discrepancies between the modelled and reference sequences:

Chain	Residue	Modelled	Actual	Comment	Reference
O	103	LYS	-	expression tag	UNP P61604
O	104	LEU	-	expression tag	UNP P61604
O	105	ALA	-	expression tag	UNP P61604
O	106	ALA	-	expression tag	UNP P61604
O	107	ALA	-	expression tag	UNP P61604
O	108	LEU	-	expression tag	UNP P61604
O	109	GLU	-	expression tag	UNP P61604
O	110	HIS	-	expression tag	UNP P61604
O	111	HIS	-	expression tag	UNP P61604
O	112	HIS	-	expression tag	UNP P61604
O	113	HIS	-	expression tag	UNP P61604
O	114	HIS	-	expression tag	UNP P61604
P	103	LYS	-	expression tag	UNP P61604
P	104	LEU	-	expression tag	UNP P61604
P	105	ALA	-	expression tag	UNP P61604
P	106	ALA	-	expression tag	UNP P61604
P	107	ALA	-	expression tag	UNP P61604
P	108	LEU	-	expression tag	UNP P61604
P	109	GLU	-	expression tag	UNP P61604
P	110	HIS	-	expression tag	UNP P61604
P	111	HIS	-	expression tag	UNP P61604
P	112	HIS	-	expression tag	UNP P61604
P	113	HIS	-	expression tag	UNP P61604

*Continued on next page...*

*Continued from previous page...*

Chain	Residue	Modelled	Actual	Comment	Reference
P	114	HIS	-	expression tag	UNP P61604
Q	103	LYS	-	expression tag	UNP P61604
Q	104	LEU	-	expression tag	UNP P61604
Q	105	ALA	-	expression tag	UNP P61604
Q	106	ALA	-	expression tag	UNP P61604
Q	107	ALA	-	expression tag	UNP P61604
Q	108	LEU	-	expression tag	UNP P61604
Q	109	GLU	-	expression tag	UNP P61604
Q	110	HIS	-	expression tag	UNP P61604
Q	111	HIS	-	expression tag	UNP P61604
Q	112	HIS	-	expression tag	UNP P61604
Q	113	HIS	-	expression tag	UNP P61604
Q	114	HIS	-	expression tag	UNP P61604
R	103	LYS	-	expression tag	UNP P61604
R	104	LEU	-	expression tag	UNP P61604
R	105	ALA	-	expression tag	UNP P61604
R	106	ALA	-	expression tag	UNP P61604
R	107	ALA	-	expression tag	UNP P61604
R	108	LEU	-	expression tag	UNP P61604
R	109	GLU	-	expression tag	UNP P61604
R	110	HIS	-	expression tag	UNP P61604
R	111	HIS	-	expression tag	UNP P61604
R	112	HIS	-	expression tag	UNP P61604
R	113	HIS	-	expression tag	UNP P61604
R	114	HIS	-	expression tag	UNP P61604
S	103	LYS	-	expression tag	UNP P61604
S	104	LEU	-	expression tag	UNP P61604
S	105	ALA	-	expression tag	UNP P61604
S	106	ALA	-	expression tag	UNP P61604
S	107	ALA	-	expression tag	UNP P61604
S	108	LEU	-	expression tag	UNP P61604
S	109	GLU	-	expression tag	UNP P61604
S	110	HIS	-	expression tag	UNP P61604
S	111	HIS	-	expression tag	UNP P61604
S	112	HIS	-	expression tag	UNP P61604
S	113	HIS	-	expression tag	UNP P61604
S	114	HIS	-	expression tag	UNP P61604
T	103	LYS	-	expression tag	UNP P61604
T	104	LEU	-	expression tag	UNP P61604
T	105	ALA	-	expression tag	UNP P61604
T	106	ALA	-	expression tag	UNP P61604
T	107	ALA	-	expression tag	UNP P61604

*Continued on next page...*



*Continued from previous page...*

Chain	Residue	Modelled	Actual	Comment	Reference
T	108	LEU	-	expression tag	UNP P61604
T	109	GLU	-	expression tag	UNP P61604
T	110	HIS	-	expression tag	UNP P61604
T	111	HIS	-	expression tag	UNP P61604
T	112	HIS	-	expression tag	UNP P61604
T	113	HIS	-	expression tag	UNP P61604
T	114	HIS	-	expression tag	UNP P61604
U	103	LYS	-	expression tag	UNP P61604
U	104	LEU	-	expression tag	UNP P61604
U	105	ALA	-	expression tag	UNP P61604
U	106	ALA	-	expression tag	UNP P61604
U	107	ALA	-	expression tag	UNP P61604
U	108	LEU	-	expression tag	UNP P61604
U	109	GLU	-	expression tag	UNP P61604
U	110	HIS	-	expression tag	UNP P61604
U	111	HIS	-	expression tag	UNP P61604
U	112	HIS	-	expression tag	UNP P61604
U	113	HIS	-	expression tag	UNP P61604
U	114	HIS	-	expression tag	UNP P61604
V	103	LYS	-	expression tag	UNP P61604
V	104	LEU	-	expression tag	UNP P61604
V	105	ALA	-	expression tag	UNP P61604
V	106	ALA	-	expression tag	UNP P61604
V	107	ALA	-	expression tag	UNP P61604
V	108	LEU	-	expression tag	UNP P61604
V	109	GLU	-	expression tag	UNP P61604
V	110	HIS	-	expression tag	UNP P61604
V	111	HIS	-	expression tag	UNP P61604
V	112	HIS	-	expression tag	UNP P61604
V	113	HIS	-	expression tag	UNP P61604
V	114	HIS	-	expression tag	UNP P61604
W	103	LYS	-	expression tag	UNP P61604
W	104	LEU	-	expression tag	UNP P61604
W	105	ALA	-	expression tag	UNP P61604
W	106	ALA	-	expression tag	UNP P61604
W	107	ALA	-	expression tag	UNP P61604
W	108	LEU	-	expression tag	UNP P61604
W	109	GLU	-	expression tag	UNP P61604
W	110	HIS	-	expression tag	UNP P61604
W	111	HIS	-	expression tag	UNP P61604
W	112	HIS	-	expression tag	UNP P61604
W	113	HIS	-	expression tag	UNP P61604

*Continued on next page...*

*Continued from previous page...*

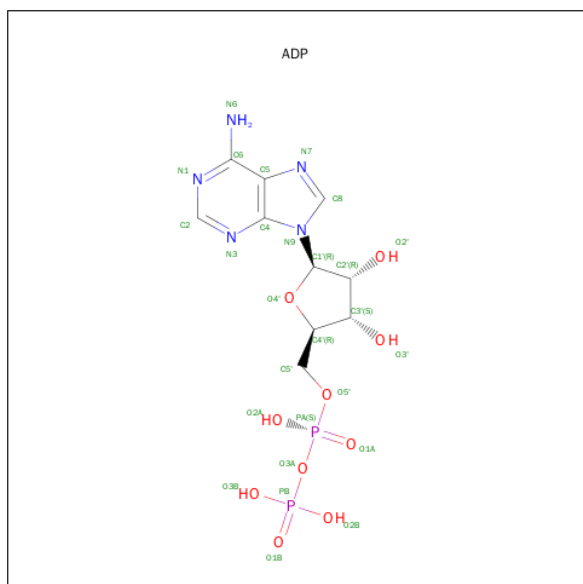
Chain	Residue	Modelled	Actual	Comment	Reference
W	114	HIS	-	expression tag	UNP P61604
X	103	LYS	-	expression tag	UNP P61604
X	104	LEU	-	expression tag	UNP P61604
X	105	ALA	-	expression tag	UNP P61604
X	106	ALA	-	expression tag	UNP P61604
X	107	ALA	-	expression tag	UNP P61604
X	108	LEU	-	expression tag	UNP P61604
X	109	GLU	-	expression tag	UNP P61604
X	110	HIS	-	expression tag	UNP P61604
X	111	HIS	-	expression tag	UNP P61604
X	112	HIS	-	expression tag	UNP P61604
X	113	HIS	-	expression tag	UNP P61604
X	114	HIS	-	expression tag	UNP P61604
Y	103	LYS	-	expression tag	UNP P61604
Y	104	LEU	-	expression tag	UNP P61604
Y	105	ALA	-	expression tag	UNP P61604
Y	106	ALA	-	expression tag	UNP P61604
Y	107	ALA	-	expression tag	UNP P61604
Y	108	LEU	-	expression tag	UNP P61604
Y	109	GLU	-	expression tag	UNP P61604
Y	110	HIS	-	expression tag	UNP P61604
Y	111	HIS	-	expression tag	UNP P61604
Y	112	HIS	-	expression tag	UNP P61604
Y	113	HIS	-	expression tag	UNP P61604
Y	114	HIS	-	expression tag	UNP P61604
Z	103	LYS	-	expression tag	UNP P61604
Z	104	LEU	-	expression tag	UNP P61604
Z	105	ALA	-	expression tag	UNP P61604
Z	106	ALA	-	expression tag	UNP P61604
Z	107	ALA	-	expression tag	UNP P61604
Z	108	LEU	-	expression tag	UNP P61604
Z	109	GLU	-	expression tag	UNP P61604
Z	110	HIS	-	expression tag	UNP P61604
Z	111	HIS	-	expression tag	UNP P61604
Z	112	HIS	-	expression tag	UNP P61604
Z	113	HIS	-	expression tag	UNP P61604
Z	114	HIS	-	expression tag	UNP P61604
1	103	LYS	-	expression tag	UNP P61604
1	104	LEU	-	expression tag	UNP P61604
1	105	ALA	-	expression tag	UNP P61604
1	106	ALA	-	expression tag	UNP P61604
1	107	ALA	-	expression tag	UNP P61604

*Continued on next page...*

*Continued from previous page...*

Chain	Residue	Modelled	Actual	Comment	Reference
1	108	LEU	-	expression tag	UNP P61604
1	109	GLU	-	expression tag	UNP P61604
1	110	HIS	-	expression tag	UNP P61604
1	111	HIS	-	expression tag	UNP P61604
1	112	HIS	-	expression tag	UNP P61604
1	113	HIS	-	expression tag	UNP P61604
1	114	HIS	-	expression tag	UNP P61604
2	103	LYS	-	expression tag	UNP P61604
2	104	LEU	-	expression tag	UNP P61604
2	105	ALA	-	expression tag	UNP P61604
2	106	ALA	-	expression tag	UNP P61604
2	107	ALA	-	expression tag	UNP P61604
2	108	LEU	-	expression tag	UNP P61604
2	109	GLU	-	expression tag	UNP P61604
2	110	HIS	-	expression tag	UNP P61604
2	111	HIS	-	expression tag	UNP P61604
2	112	HIS	-	expression tag	UNP P61604
2	113	HIS	-	expression tag	UNP P61604
2	114	HIS	-	expression tag	UNP P61604

- Molecule 3 is ADENOSINE-5'-DIPHOSPHATE (three-letter code: ADP) (formula:  $C_{10}H_{15}N_5O_{10}P_2$ ).



Mol	Chain	Residues	Atoms				ZeroOcc	AltConf
3	A	1	Total	C	N	O	P	
			27	10	5	10	2	

*Continued on next page...*

*Continued from previous page...*

Mol	Chain	Residues	Atoms					ZeroOcc	AltConf
3	B	1	Total 27	C 10	N 5	O 10	P 2	0	0
3	C	1	Total 27	C 10	N 5	O 10	P 2	0	0
3	D	1	Total 27	C 10	N 5	O 10	P 2	0	0
3	E	1	Total 27	C 10	N 5	O 10	P 2	0	0
3	F	1	Total 27	C 10	N 5	O 10	P 2	0	0
3	G	1	Total 27	C 10	N 5	O 10	P 2	0	0
3	H	1	Total 27	C 10	N 5	O 10	P 2	0	0
3	I	1	Total 27	C 10	N 5	O 10	P 2	0	0
3	J	1	Total 27	C 10	N 5	O 10	P 2	0	0
3	K	1	Total 27	C 10	N 5	O 10	P 2	0	0
3	L	1	Total 27	C 10	N 5	O 10	P 2	0	0
3	M	1	Total 27	C 10	N 5	O 10	P 2	0	0
3	N	1	Total 27	C 10	N 5	O 10	P 2	0	0

- Molecule 4 is MAGNESIUM ION (three-letter code: MG) (formula: Mg).

Mol	Chain	Residues	Atoms		ZeroOcc	AltConf
4	G	1	Total 1	Mg 1	0	0
4	J	1	Total 1	Mg 1	0	0
4	D	1	Total 1	Mg 1	0	0
4	K	1	Total 1	Mg 1	0	0
4	E	1	Total 1	Mg 1	0	0
4	H	1	Total 1	Mg 1	0	0

*Continued on next page...*

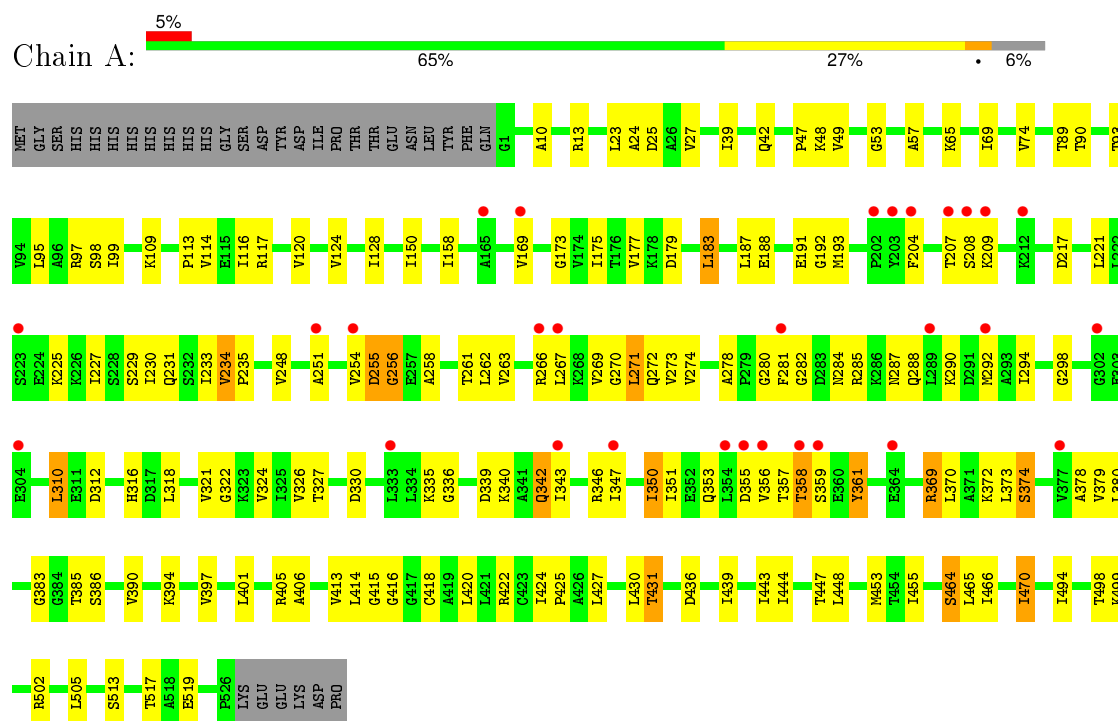
*Continued from previous page...*

Mol	Chain	Residues	Atoms		ZeroOcc	AltConf
4	B	1	Total	Mg	0	0
			1	1		
4	I	1	Total	Mg	0	0
			1	1		
4	C	1	Total	Mg	0	0
			1	1		
4	A	1	Total	Mg	0	0
			1	1		
4	N	1	Total	Mg	0	0
			1	1		
4	L	1	Total	Mg	0	0
			1	1		
4	F	1	Total	Mg	0	0
			1	1		
4	M	1	Total	Mg	0	0
			1	1		

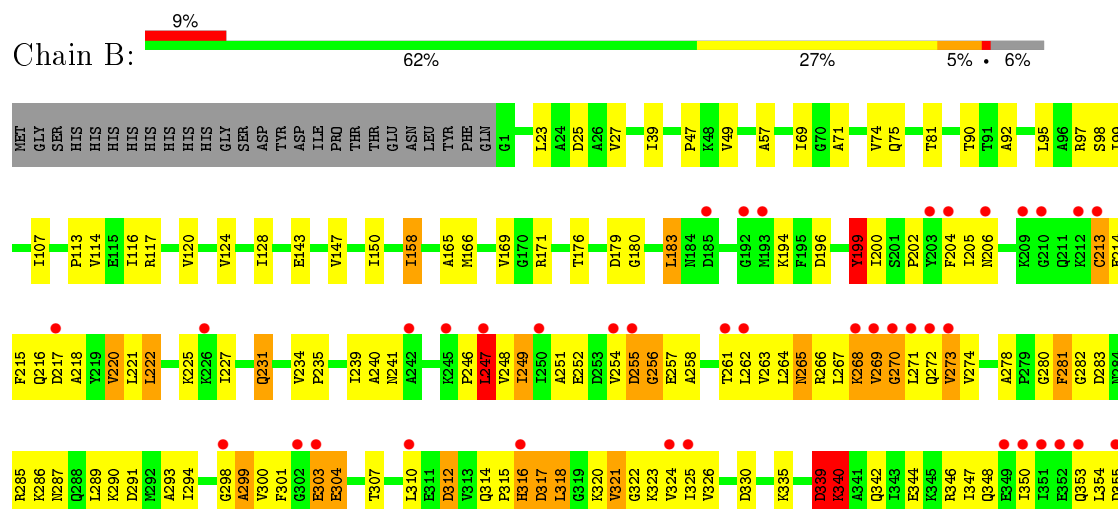
### 3 Residue-property plots

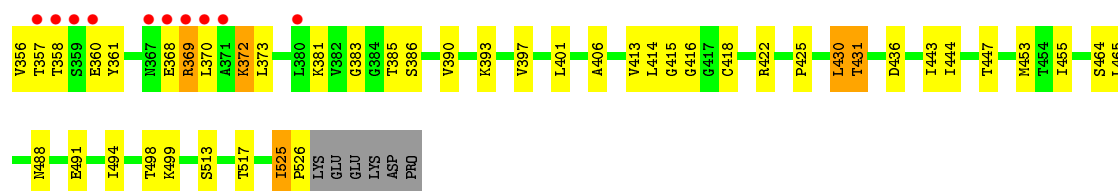
These plots are drawn for all protein, RNA and DNA chains in the entry. The first graphic for a chain summarises the proportions of errors displayed in the second graphic. The second graphic shows the sequence view annotated by issues in geometry and electron density. Residues are color-coded according to the number of geometric quality criteria for which they contain at least one outlier: green = 0, yellow = 1, orange = 2 and red = 3 or more. A red dot above a residue indicates a poor fit to the electron density ( $RSRZ > 2$ ). Stretches of 2 or more consecutive residues without any outlier are shown as a green connector. Residues present in the sample, but not in the model, are shown in grey.

- Molecule 1: 60 kDa heat shock protein, mitochondrial

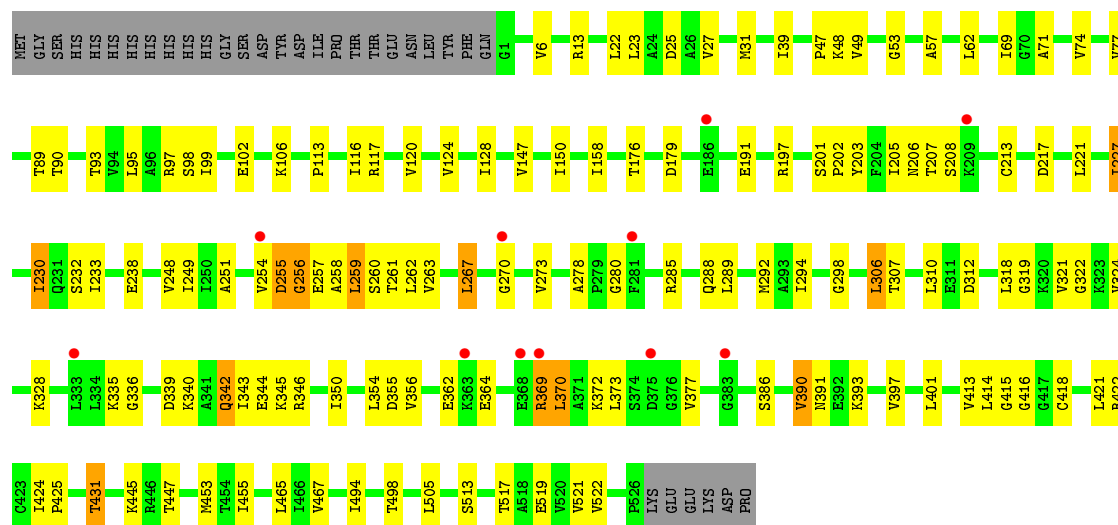


- Molecule 1: 60 kDa heat shock protein, mitochondrial

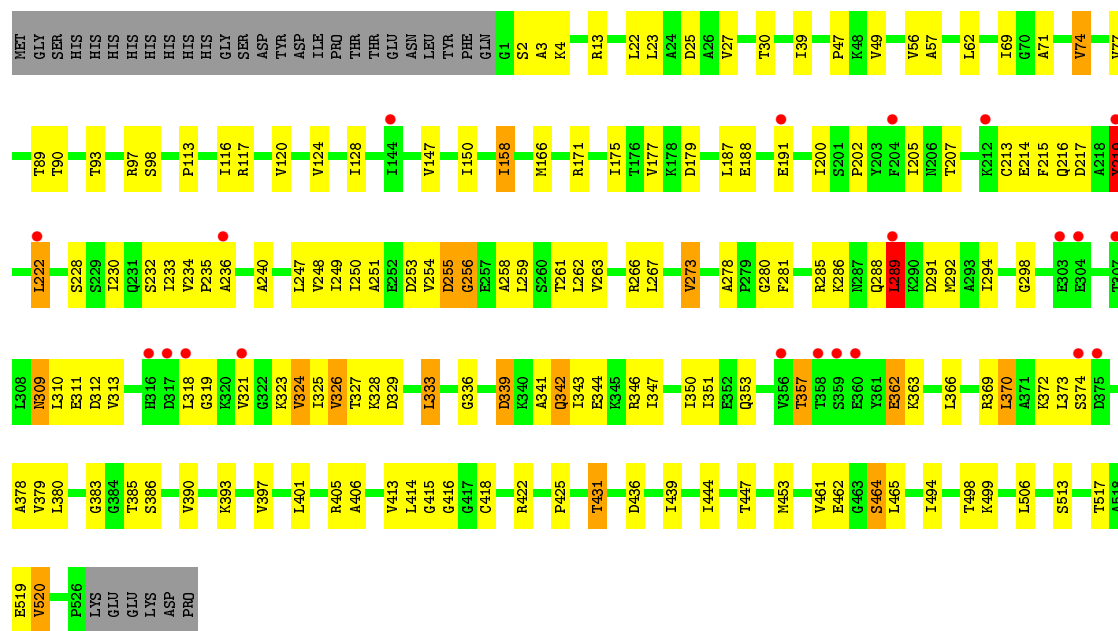




- Molecule 1: 60 kDa heat shock protein, mitochondrial



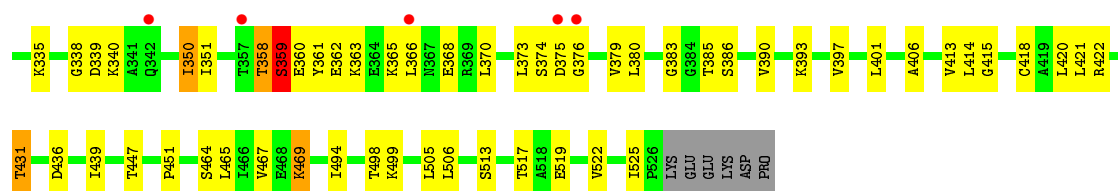
- Molecule 1: 60 kDa heat shock protein, mitochondrial



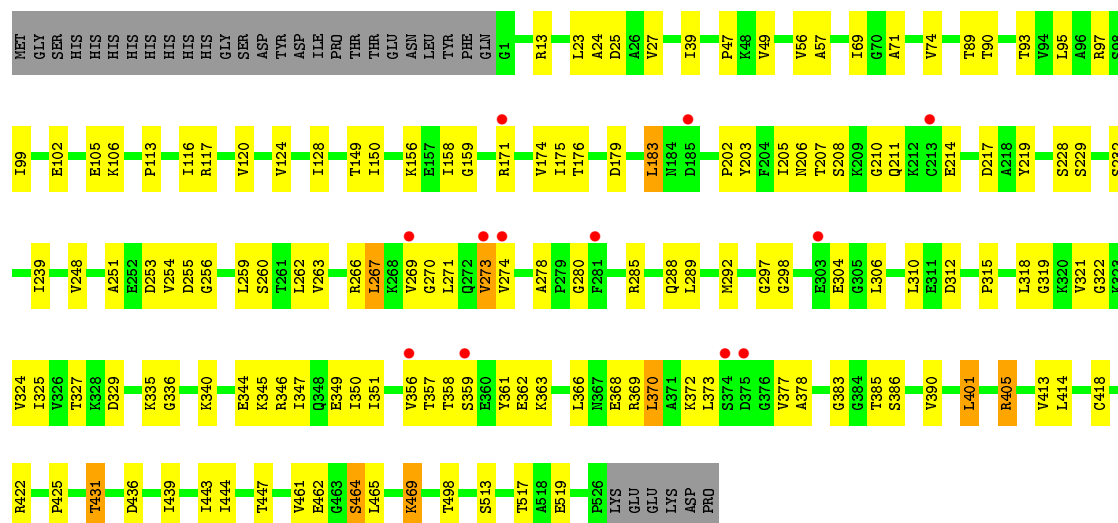
- Molecule 1: 60 kDa heat shock protein, mitochondrial



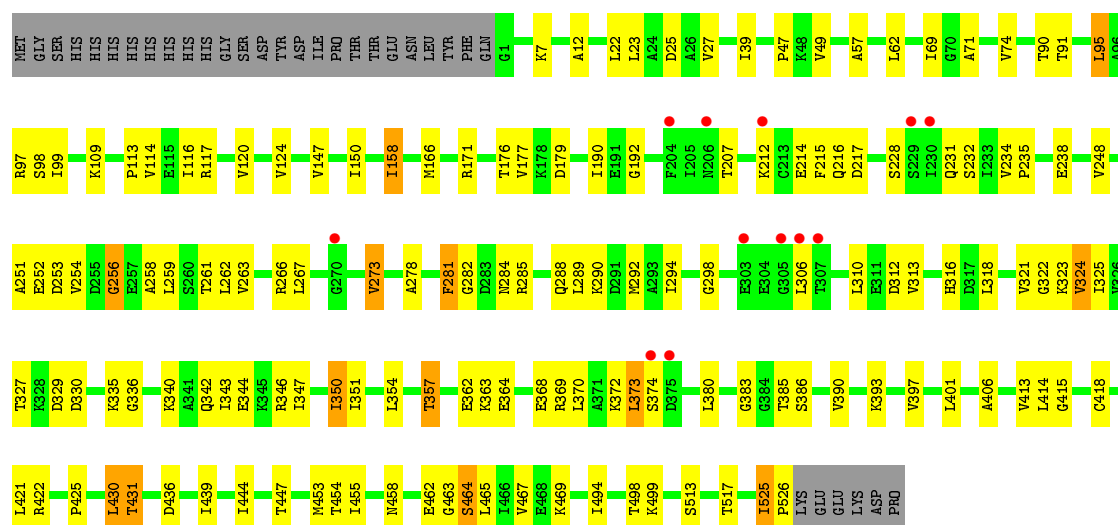




- Molecule 1: 60 kDa heat shock protein, mitochondrial



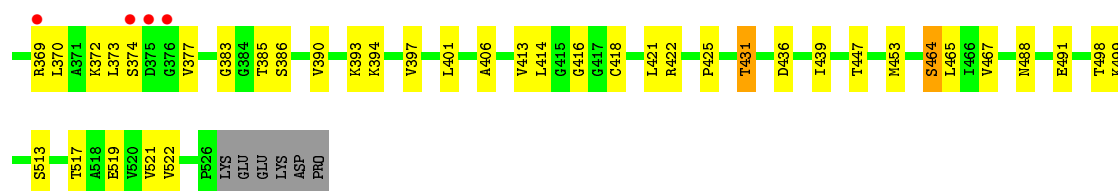
- Molecule 1: 60 kDa heat shock protein, mitochondrial



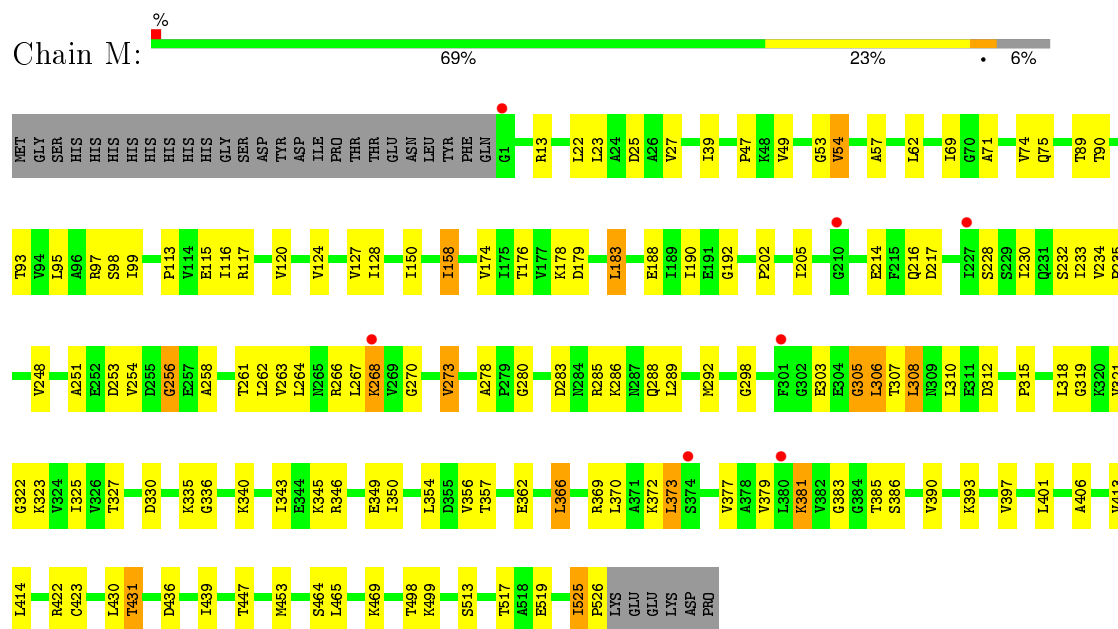
- Molecule 1: 60 kDa heat shock protein, mitochondrial

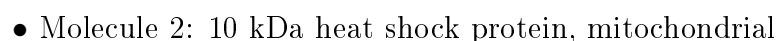
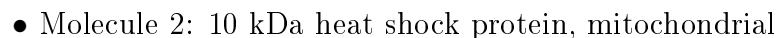
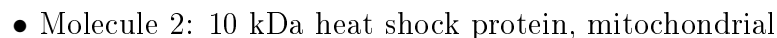
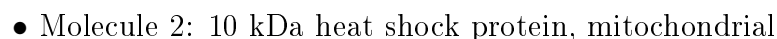
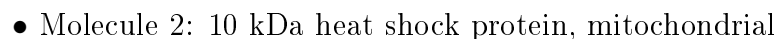


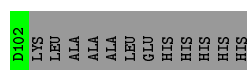




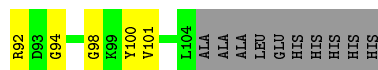
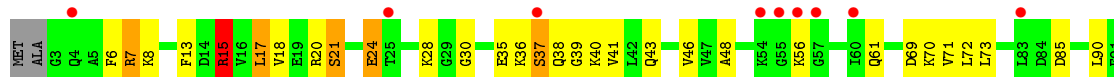
- Molecule 1: 60 kDa heat shock protein, mitochondrial




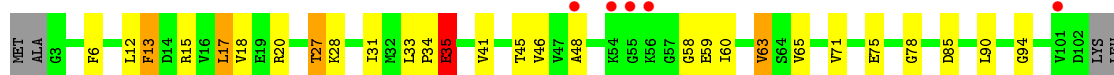




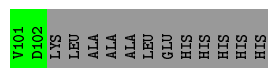
- Molecule 2: 10 kDa heat shock protein, mitochondrial




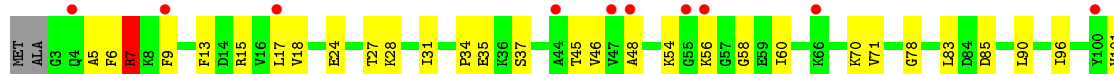
- Molecule 2: 10 kDa heat shock protein, mitochondrial



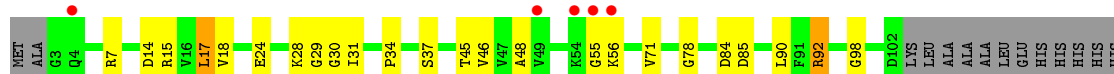
- Molecule 2: 10 kDa heat shock protein, mitochondrial



- Molecule 2: 10 kDa heat shock protein, mitochondrial

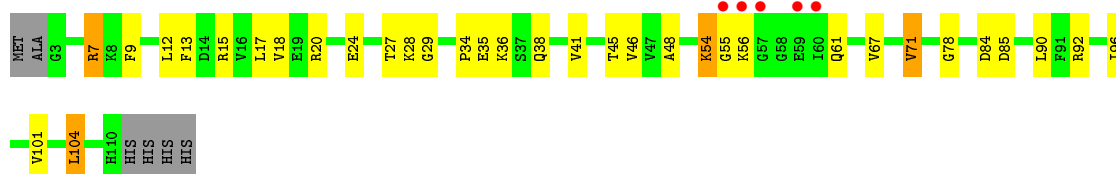


- Molecule 2: 10 kDa heat shock protein, mitochondrial



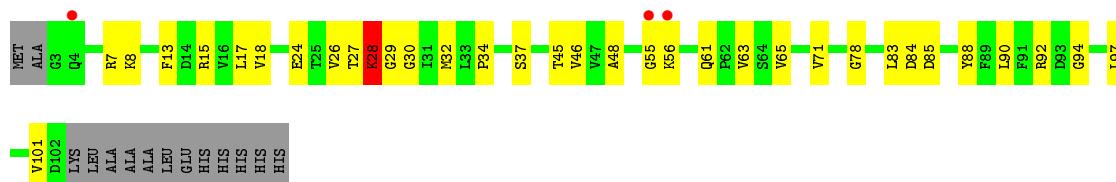
- Molecule 2: 10 kDa heat shock protein, mitochondrial

Chain Z: 



- Molecule 2: 10 kDa heat shock protein, mitochondrial

Chain 1: 



- Molecule 2: 10 kDa heat shock protein, mitochondrial

Chain 2: 



## 4 Data and refinement statistics

Property	Value	Source
Space group	P 41 21 2	Depositor
Cell constants a, b, c, $\alpha$ , $\beta$ , $\gamma$	199.10Å 199.10Å 627.39Å 90.00° 90.00° 90.00°	Depositor
Resolution (Å)	49.77 – 3.15 49.77 – 3.15	Depositor EDS
% Data completeness (in resolution range)	99.3 (49.77-3.15) 99.4 (49.77-3.15)	Depositor EDS
$R_{merge}$	0.14	Depositor
$R_{sym}$	(Not available)	Depositor
$\langle I/\sigma(I) \rangle$ <sup>1</sup>	1.41 (at 3.12Å)	Xtriage
Refinement program	PHENIX (phenix.refine: 1.9_1692)	Depositor
R, $R_{free}$	0.241 , 0.270 0.243 , 0.270	Depositor DCC
$R_{free}$ test set	10852 reflections (5.29%)	DCC
Wilson B-factor (Å <sup>2</sup> )	102.6	Xtriage
Anisotropy	0.353	Xtriage
Bulk solvent $k_{sol}$ (e/Å <sup>3</sup> ), $B_{sol}$ (Å <sup>2</sup> )	0.30 , 73.7	EDS
Estimated twinning fraction	No twinning to report.	Xtriage
L-test for twinning <sup>2</sup>	$\langle  L  \rangle = 0.44$ , $\langle L^2 \rangle = 0.26$	Xtriage
Outliers	7 of 215962 reflections (0.003%)	Xtriage
$F_o, F_c$ correlation	0.94	EDS
Total number of atoms	65963	wwPDB-VP
Average B, all atoms (Å <sup>2</sup> )	121.0	wwPDB-VP

Xtriage's analysis on translational NCS is as follows: *The largest off-origin peak in the Patterson function is 3.02% of the height of the origin peak. No significant pseudotranslation is detected.*

<sup>1</sup>Intensities estimated from amplitudes.

<sup>2</sup>Theoretical values of  $\langle |L| \rangle$ ,  $\langle L^2 \rangle$  for acentric reflections are 0.5, 0.375 respectively for untwinned datasets, and 0.333, 0.2 for perfectly twinned datasets.

## 5 Model quality [i](#)

### 5.1 Standard geometry [i](#)

Bond lengths and bond angles in the following residue types are not validated in this section: MG, ADP

The Z score for a bond length (or angle) is the number of standard deviations the observed value is removed from the expected value. A bond length (or angle) with  $|Z| > 5$  is considered an outlier worth inspection. RMSZ is the root-mean-square of all Z scores of the bond lengths (or angles).

Mol	Chain	Bond lengths		Bond angles	
		RMSZ	# $ Z  > 5$	RMSZ	# $ Z  > 5$
1	A	0.26	0/3950	0.53	0/5328
1	B	0.27	0/3950	0.60	2/5328 (0.0%)
1	C	0.26	0/3950	0.51	1/5328 (0.0%)
1	D	0.25	0/3950	0.54	4/5328 (0.1%)
1	E	0.25	0/3950	0.52	1/5328 (0.0%)
1	F	0.25	0/3950	0.51	0/5328
1	G	0.26	0/3950	0.55	1/5328 (0.0%)
1	H	0.25	0/3950	0.51	0/5328
1	I	0.24	0/3950	0.49	0/5328
1	J	0.25	0/3950	0.51	0/5328
1	K	0.25	0/3950	0.51	0/5328
1	L	0.26	0/3950	0.52	0/5328
1	M	0.26	0/3950	0.51	0/5328
1	N	0.26	0/3950	0.55	2/5328 (0.0%)
2	1	0.25	0/767	0.61	1/1030 (0.1%)
2	2	0.27	0/794	0.63	0/1066
2	O	0.25	0/767	0.59	0/1030
2	P	0.26	0/799	0.61	0/1073
2	Q	0.25	0/767	0.59	0/1030
2	R	0.26	0/767	0.63	0/1030
2	S	0.29	0/767	0.71	1/1030 (0.1%)
2	T	0.24	0/767	0.62	0/1030
2	U	0.27	0/784	0.72	1/1052 (0.1%)
2	V	0.24	0/767	0.57	0/1030
2	W	0.26	0/767	0.59	0/1030
2	X	0.25	0/767	0.54	0/1030
2	Y	0.25	0/767	0.55	0/1030
2	Z	0.26	0/827	0.64	2/1111 (0.2%)
All	All	0.26	0/66174	0.54	16/89194 (0.0%)

Chiral center outliers are detected by calculating the chiral volume of a chiral center and verifying



if the center is modelled as a planar moiety or with the opposite hand. A planarity outlier is detected by checking planarity of atoms in a peptide group, atoms in a mainchain group or atoms of a sidechain that are expected to be planar.

Mol	Chain	#Chirality outliers	#Planarity outliers
1	A	0	1
1	B	0	3
1	D	0	1
1	G	0	3
1	K	0	1
1	N	0	5
2	S	0	1
2	U	0	2
2	V	0	1
2	Z	0	1
All	All	0	19

There are no bond length outliers.

All (16) bond angle outliers are listed below:

Mol	Chain	Res	Type	Atoms	Z	Observed(°)	Ideal(°)
1	D	289	LEU	CA-CB-CG	8.52	134.88	115.30
1	B	247	LEU	CA-CB-CG	6.66	130.61	115.30
2	U	15	ARG	NE-CZ-NH1	6.42	123.51	120.30
1	D	333	LEU	CA-CB-CG	6.37	129.94	115.30
1	N	210	GLY	N-CA-C	-5.92	98.31	113.10
1	G	259	LEU	CA-CB-CG	5.77	128.57	115.30
1	N	306	LEU	CA-CB-CG	5.68	128.38	115.30
2	Z	55	GLY	N-CA-C	5.62	127.16	113.10
1	D	222	LEU	CA-CB-CG	5.59	128.15	115.30
1	D	219	TYR	CA-CB-CG	5.45	123.75	113.40
2	Z	104	LEU	CA-CB-CG	5.25	127.38	115.30
1	B	270	GLY	N-CA-C	5.23	126.17	113.10
1	C	259	LEU	CA-CB-CG	5.04	126.89	115.30
2	S	10	LEU	CA-CB-CG	5.04	126.88	115.30
1	E	271	LEU	CA-CB-CG	5.03	126.87	115.30
2	1	55	GLY	N-CA-C	5.01	125.62	113.10

There are no chirality outliers.

All (19) planarity outliers are listed below:

Mol	Chain	Res	Type	Group
1	A	374	SER	Peptide

*Continued on next page...*

*Continued from previous page...*

Mol	Chain	Res	Type	Group
1	B	303	GLU	Peptide
1	B	304	GLU	Peptide
1	B	339	ASP	Peptide
1	D	280	GLY	Peptide
1	G	280	GLY	Peptide
1	G	359	SER	Peptide
1	G	374	SER	Peptide
1	K	304	GLU	Peptide
1	N	232	SER	Peptide
1	N	233	ILE	Peptide
1	N	243	HIS	Peptide
1	N	280	GLY	Peptide
1	N	305	GLY	Peptide
2	S	24	GLU	Peptide
2	U	21	SER	Peptide
2	U	36	LYS	Peptide
2	V	35	GLU	Peptide
2	Z	27	THR	Peptide

## 5.2 Too-close contacts

In the following table, the Non-H and H(model) columns list the number of non-hydrogen atoms and hydrogen atoms in the chain respectively. The H(added) column lists the number of hydrogen atoms added and optimized by MolProbity. The Clashes column lists the number of clashes within the asymmetric unit, whereas Symm-Clashes lists symmetry related clashes.

Mol	Chain	Non-H	H(model)	H(added)	Clashes	Symm-Clashes
1	A	3918	0	4103	104	0
1	B	3918	0	4103	130	0
1	C	3918	0	4103	87	0
1	D	3918	0	4103	96	0
1	E	3918	0	4103	83	0
1	F	3918	0	4103	77	0
1	G	3918	0	4103	89	0
1	H	3918	0	4103	86	0
1	I	3918	0	4103	79	0
1	J	3918	0	4103	88	0
1	K	3918	0	4103	78	0
1	L	3918	0	4103	83	0
1	M	3918	0	4103	84	0
1	N	3918	0	4103	99	0
2	1	756	0	786	19	0

*Continued on next page...*

*Continued from previous page...*

Mol	Chain	Non-H	H(model)	H(added)	Clashes	Symm-Clashes
2	2	783	0	820	12	0
2	O	756	0	786	17	0
2	P	788	0	825	16	0
2	Q	756	0	786	16	0
2	R	756	0	786	14	0
2	S	756	0	786	20	0
2	T	756	0	786	10	0
2	U	773	0	810	26	0
2	V	756	0	786	12	0
2	W	756	0	786	16	0
2	X	756	0	786	14	0
2	Y	756	0	786	11	0
2	Z	815	0	849	16	0
3	A	27	0	12	2	0
3	B	27	0	12	2	0
3	C	27	0	12	2	0
3	D	27	0	12	1	0
3	E	27	0	12	0	0
3	F	27	0	12	0	0
3	G	27	0	12	0	0
3	H	27	0	12	0	0
3	I	27	0	12	1	0
3	J	27	0	12	0	0
3	K	27	0	12	1	0
3	L	27	0	12	1	0
3	M	27	0	12	0	0
3	N	27	0	12	2	0
4	A	1	0	0	0	0
4	B	1	0	0	0	0
4	C	1	0	0	0	0
4	D	1	0	0	0	0
4	E	1	0	0	0	0
4	F	1	0	0	0	0
4	G	1	0	0	0	0
4	H	1	0	0	0	0
4	I	1	0	0	0	0
4	J	1	0	0	0	0
4	K	1	0	0	0	0
4	L	1	0	0	0	0
4	M	1	0	0	0	0
4	N	1	0	0	0	0
All	All	65963	0	68774	1395	0

The all-atom clashscore is defined as the number of clashes found per 1000 atoms (including hydrogen atoms). The all-atom clashscore for this structure is 10.

All (1395) close contacts within the same asymmetric unit are listed below, sorted by their clash magnitude.

Atom-1	Atom-2	Interatomic distance (Å)	Clash overlap (Å)
1:B:322:GLY:HA3	1:B:335:LYS:HB3	1.39	1.02
1:G:306:LEU:HA	1:G:307:THR:HB	1.52	0.91
1:G:206:ASN:ND2	1:G:213:CYS:SG	2.45	0.89
2:O:54:LYS:HA	2:O:60:ILE:HA	1.53	0.88
2:U:15:ARG:HG3	2:U:15:ARG:HH11	1.41	0.86
1:E:271:LEU:HD13	1:E:273:VAL:HG13	1.58	0.85
1:D:519:GLU:HG2	1:E:29:VAL:HG21	1.59	0.85
1:M:519:GLU:HG2	1:N:29:VAL:HG21	1.59	0.85
1:C:232:SER:HB2	1:C:310:LEU:HB2	1.59	0.83
1:G:304:GLU:HB2	1:G:305:GLY:HA3	1.61	0.82
1:K:232:SER:HB2	1:K:310:LEU:HB2	1.62	0.82
1:G:306:LEU:HG	1:G:307:THR:HG22	1.60	0.82
1:M:303:GLU:H	1:M:306:LEU:HD22	1.45	0.81
1:B:99:ILE:HG13	1:B:447:THR:HG21	1.64	0.79
1:B:213:CYS:HB3	1:B:326:VAL:HG22	1.64	0.79
1:G:232:SER:HB2	1:G:310:LEU:HB2	1.65	0.78
1:N:233:ILE:HG22	1:N:236:ALA:HB3	1.66	0.78
2:1:7:ARG:HB2	2:1:83:LEU:HD23	1.67	0.77
1:A:99:ILE:HG13	1:A:447:THR:HG21	1.65	0.77
1:K:23:LEU:HD21	1:K:57:ALA:HA	1.67	0.76
1:G:23:LEU:HD21	1:G:57:ALA:HA	1.67	0.76
1:B:321:VAL:HG13	1:B:322:GLY:H	1.49	0.76
1:E:23:LEU:HD21	1:E:57:ALA:HA	1.68	0.76
2:Y:56:LYS:NZ	2:Z:54:LYS:O	2.20	0.74
1:B:300:VAL:H	1:B:318:LEU:HD22	1.52	0.74
1:L:23:LEU:HD21	1:L:57:ALA:HA	1.69	0.74
1:I:290:LYS:HE2	1:I:346:ARG:HH22	1.52	0.73
2:R:33:LEU:HD12	2:R:34:PRO:HD2	1.70	0.73
1:C:255:ASP:HA	1:C:259:LEU:HD23	1.68	0.73
1:A:290:LYS:HE2	1:A:346:ARG:HH22	1.53	0.73
1:L:229:SER:HA	1:L:230:ILE:HB	1.71	0.73
1:H:99:ILE:HG13	1:H:447:THR:HG21	1.71	0.72
1:M:264:LEU:HG	1:M:268:LYS:HE3	1.71	0.72
1:M:190:ILE:HG22	1:M:373:LEU:HD21	1.69	0.72
1:L:215:PHE:HB2	1:L:324:VAL:HG13	1.72	0.72
1:D:215:PHE:HB2	1:D:324:VAL:HG13	1.71	0.72
1:M:23:LEU:HD21	1:M:57:ALA:HA	1.70	0.72

*Continued on next page...*

*Continued from previous page...*

Atom-1	Atom-2	Interatomic distance (Å)	Clash overlap (Å)
1:B:23:LEU:HD21	1:B:57:ALA:HA	1.71	0.72
2:S:83:LEU:HB2	2:S:84:ASP:HB2	1.70	0.71
1:C:23:LEU:HD21	1:C:57:ALA:HA	1.72	0.71
1:K:215:PHE:HB2	1:K:324:VAL:HG13	1.72	0.71
1:F:23:LEU:HD21	1:F:57:ALA:HA	1.73	0.71
1:D:520:VAL:HG13	1:E:38:VAL:HB	1.71	0.70
1:B:180:GLY:HA2	1:B:381:LYS:HG2	1.74	0.70
1:N:23:LEU:HD21	1:N:57:ALA:HA	1.72	0.70
2:U:17:LEU:HB3	2:U:48:ALA:HB3	1.74	0.70
1:M:303:GLU:HG2	1:M:305:GLY:H	1.57	0.69
1:I:23:LEU:HD21	1:I:57:ALA:HA	1.73	0.69
1:N:215:PHE:HB2	1:N:324:VAL:HG13	1.73	0.69
2:P:7:ARG:HB2	2:P:83:LEU:HD23	1.75	0.69
2:O:75:GLU:HG3	2:O:76:TYR:HD1	1.58	0.69
1:L:294:ILE:HG23	1:L:342:GLN:HG2	1.75	0.69
1:B:268:LYS:NZ	2:P:30:GLY:O	2.25	0.69
1:J:290:LYS:HE2	1:J:346:ARG:HH22	1.56	0.68
1:J:23:LEU:HD21	1:J:57:ALA:HA	1.74	0.68
2:Y:34:PRO:HG2	2:Y:37:SER:HB3	1.74	0.68
1:I:462:GLU:O	1:I:464:SER:N	2.26	0.68
1:I:215:PHE:HB2	1:I:324:VAL:HG13	1.75	0.68
1:J:229:SER:HB3	1:J:231:GLN:H	1.59	0.68
1:B:206:ASN:ND2	1:B:272:GLN:OE1	2.26	0.68
1:D:23:LEU:HD21	1:D:57:ALA:HA	1.74	0.68
1:H:203:TYR:OH	1:N:285:ARG:NH2	2.27	0.67
1:C:117:ARG:NH1	1:C:513:SER:OG	2.27	0.67
1:C:39:ILE:HG12	1:C:49:VAL:HG22	1.76	0.67
1:G:262:LEU:HD22	1:G:273:VAL:HG21	1.77	0.67
1:L:13:ARG:NH2	1:L:519:GLU:OE1	2.27	0.67
2:Q:75:GLU:HG3	2:Q:76:TYR:HD1	1.60	0.67
1:D:339:ASP:OD1	1:D:339:ASP:N	2.27	0.67
1:L:421:LEU:HD21	1:L:467:VAL:HG23	1.76	0.67
1:B:69:ILE:HG23	1:C:47:PRO:HG3	1.77	0.67
1:N:326:VAL:HG21	1:N:331:ALA:HA	1.76	0.67
1:F:215:PHE:HB2	1:F:324:VAL:HG13	1.74	0.67
1:H:23:LEU:HD21	1:H:57:ALA:HA	1.76	0.67
1:M:54:VAL:HG22	1:M:89:THR:HG21	1.77	0.67
1:C:431:THR:O	1:C:431:THR:OG1	2.13	0.67
1:E:13:ARG:NH2	1:E:519:GLU:OE1	2.28	0.66
1:K:431:THR:OG1	1:K:431:THR:O	2.13	0.66
1:L:229:SER:HB2	1:L:231:GLN:N	2.09	0.66

*Continued on next page...*

*Continued from previous page...*

Atom-1	Atom-2	Interatomic distance (Å)	Clash overlap (Å)
1:I:262:LEU:HD22	1:I:273:VAL:HG21	1.78	0.66
1:C:227:ILE:HG13	1:C:254:VAL:HG22	1.78	0.66
2:2:17:LEU:HB3	2:2:48:ALA:HB3	1.77	0.66
1:D:431:THR:O	1:D:431:THR:OG1	2.11	0.66
1:C:354:LEU:HD13	1:C:364:GLU:HG3	1.78	0.66
1:E:431:THR:OG1	1:E:431:THR:O	2.14	0.66
2:V:27:THR:HG22	2:V:33:LEU:HD11	1.77	0.65
2:X:34:PRO:HG2	2:X:37:SER:HB3	1.76	0.65
2:1:94:GLY:O	2:2:15:ARG:NH2	2.29	0.65
1:I:190:ILE:HG22	1:I:373:LEU:HD21	1.79	0.65
1:E:98:SER:HB3	1:E:447:THR:HG23	1.79	0.65
1:M:13:ARG:NH2	1:M:519:GLU:OE1	2.29	0.65
1:B:344:GLU:HA	1:B:347:ILE:HG12	1.79	0.65
1:J:221:LEU:HD21	1:J:310:LEU:HD21	1.79	0.65
1:E:294:ILE:HG23	1:E:342:GLN:HG2	1.79	0.65
1:D:13:ARG:NH2	1:D:519:GLU:OE1	2.29	0.65
1:M:268:LYS:NZ	2:1:32:MET:HB2	2.11	0.65
2:S:17:LEU:HB3	2:S:48:ALA:HB3	1.79	0.65
1:F:176:THR:HG21	1:F:369:ARG:HH21	1.61	0.64
1:M:431:THR:O	1:M:431:THR:OG1	2.13	0.64
1:A:431:THR:O	1:A:431:THR:OG1	2.14	0.64
1:L:117:ARG:NH1	1:L:513:SER:OG	2.30	0.64
1:G:117:ARG:NH1	1:G:513:SER:OG	2.31	0.64
1:M:192:GLY:O	1:M:373:LEU:HB3	1.97	0.64
1:G:234:VAL:HG21	2:U:28:LYS:HG2	1.79	0.64
2:Z:17:LEU:HB3	2:Z:48:ALA:HB3	1.80	0.64
1:F:304:GLU:H	1:F:305:GLY:HA3	1.62	0.64
1:E:358:THR:OG1	1:E:358:THR:O	2.13	0.64
2:Y:17:LEU:HB3	2:Y:48:ALA:HB3	1.79	0.64
2:W:28:LYS:N	2:W:29:GLY:HA3	2.13	0.64
2:Q:46:VAL:HG23	2:Q:71:VAL:HG11	1.80	0.64
1:B:291:ASP:OD1	1:B:346:ARG:NH1	2.31	0.64
1:J:262:LEU:HD22	1:J:273:VAL:HG21	1.80	0.64
1:B:268:LYS:HG2	1:B:269:VAL:HG12	1.80	0.63
1:D:251:ALA:O	1:D:278:ALA:N	2.30	0.63
2:P:17:LEU:HB3	2:P:48:ALA:HB3	1.80	0.63
1:A:23:LEU:HD21	1:A:57:ALA:HA	1.79	0.63
2:X:17:LEU:HB3	2:X:48:ALA:HB3	1.79	0.63
1:K:424:ILE:HA	1:K:427:LEU:HD23	1.80	0.63
1:G:431:THR:OG1	1:G:431:THR:O	2.13	0.63
2:V:17:LEU:HB3	2:V:48:ALA:HB3	1.80	0.63

*Continued on next page...*

*Continued from previous page...*

Atom-1	Atom-2	Interatomic distance (Å)	Clash overlap (Å)
1:B:222:LEU:HD21	1:B:289:LEU:HB2	1.81	0.63
1:B:117:ARG:NH1	1:B:513:SER:OG	2.32	0.63
1:D:69:ILE:HG23	1:E:47:PRO:HG3	1.80	0.63
2:T:17:LEU:HB3	2:T:48:ALA:HB3	1.80	0.63
1:A:23:LEU:HD13	1:A:74:VAL:HG13	1.81	0.63
1:J:95:LEU:HD11	1:J:451:PRO:HG3	1.81	0.62
1:M:232:SER:HB2	1:M:310:LEU:HB2	1.80	0.62
1:G:301:PHE:HD1	1:G:308:LEU:HB3	1.63	0.62
1:K:306:LEU:HD21	1:L:202:PRO:HD2	1.81	0.62
1:H:251:ALA:O	1:H:278:ALA:N	2.33	0.62
1:E:227:ILE:HB	1:E:254:VAL:HG22	1.81	0.62
2:1:17:LEU:HB3	2:1:48:ALA:HB3	1.81	0.62
1:C:98:SER:HB3	1:C:447:THR:HG23	1.81	0.62
1:A:221:LEU:HD21	1:A:310:LEU:HD21	1.80	0.62
2:W:38:GLN:HB2	2:W:39:GLY:HA2	1.82	0.62
1:B:246:PRO:HB3	1:B:272:GLN:HB2	1.80	0.62
1:A:47:PRO:HG3	1:G:69:ILE:HG23	1.80	0.62
1:M:39:ILE:HG12	1:M:49:VAL:HG22	1.82	0.62
1:H:431:THR:O	1:H:431:THR:OG1	2.13	0.62
1:B:234:VAL:HG23	2:P:31:ILE:HD11	1.80	0.61
2:Z:96:ILE:O	2:1:15:ARG:NH1	2.33	0.61
1:B:194:LYS:H	1:B:373:LEU:HD13	1.65	0.61
1:J:431:THR:OG1	1:J:431:THR:O	2.14	0.61
2:R:17:LEU:HB3	2:R:48:ALA:HB3	1.82	0.61
1:K:192:GLY:O	1:K:373:LEU:HB3	1.99	0.61
1:A:357:THR:O	1:A:359:SER:N	2.32	0.61
1:G:359:SER:O	1:G:361:TYR:N	2.33	0.61
1:F:121:MET:HA	1:F:124:VAL:HG22	1.82	0.61
1:G:230:ILE:HA	1:G:233:ILE:HG22	1.81	0.61
1:J:251:ALA:O	1:J:278:ALA:N	2.33	0.61
1:M:117:ARG:NH1	1:M:513:SER:OG	2.33	0.61
1:M:98:SER:HB3	1:M:447:THR:HG23	1.83	0.61
1:I:344:GLU:HA	1:I:347:ILE:HG12	1.83	0.61
1:C:251:ALA:O	1:C:278:ALA:N	2.34	0.61
1:E:262:LEU:HD22	1:E:273:VAL:HG21	1.82	0.61
1:K:39:ILE:HG12	1:K:49:VAL:HG22	1.81	0.61
1:D:219:TYR:CE1	1:D:247:LEU:HD13	2.35	0.61
1:M:69:ILE:HG23	1:N:47:PRO:HG3	1.83	0.61
1:A:262:LEU:HD22	1:A:273:VAL:HG21	1.82	0.61
1:E:220:VAL:HG13	1:E:319:GLY:HA3	1.82	0.61
1:H:327:THR:HG23	1:H:329:ASP:H	1.66	0.61

*Continued on next page...*

*Continued from previous page...*

Atom-1	Atom-2	Interatomic distance (Å)	Clash overlap (Å)
1:E:269:VAL:O	1:E:271:LEU:N	2.33	0.60
1:L:251:ALA:O	1:L:278:ALA:N	2.34	0.60
1:A:269:VAL:O	1:A:271:LEU:N	2.34	0.60
2:W:17:LEU:HB3	2:W:48:ALA:HB3	1.82	0.60
1:J:117:ARG:NH1	1:J:513:SER:OG	2.34	0.60
1:M:251:ALA:O	1:M:278:ALA:N	2.34	0.60
1:D:39:ILE:HG12	1:D:49:VAL:HG22	1.82	0.60
1:N:233:ILE:HG23	1:N:311:GLU:HA	1.82	0.60
1:M:354:LEU:HA	1:M:357:THR:HG22	1.83	0.60
1:J:342:GLN:HA	1:J:345:LYS:HE2	1.83	0.60
1:E:174:VAL:HG11	1:E:369:ARG:HG2	1.82	0.60
1:F:251:ALA:O	1:F:278:ALA:N	2.33	0.60
2:Z:46:VAL:HG23	2:Z:71:VAL:HG11	1.82	0.60
1:B:216:GLN:HG2	1:B:323:LYS:HG2	1.83	0.60
2:V:94:GLY:O	2:W:15:ARG:NH2	2.34	0.60
1:G:358:THR:OG1	1:G:358:THR:O	2.19	0.60
1:I:69:ILE:HG23	1:J:47:PRO:HG3	1.84	0.60
1:A:27:VAL:HG22	1:A:90:THR:HG23	1.83	0.60
1:E:306:LEU:HD22	1:F:263:VAL:HG21	1.83	0.60
2:1:26:VAL:HG12	2:1:32:MET:HG2	1.84	0.60
1:I:117:ARG:NH1	1:I:513:SER:OG	2.35	0.60
2:S:20:ARG:NH1	2:S:41:VAL:O	2.34	0.60
1:M:264:LEU:O	1:M:268:LYS:HG3	2.02	0.60
1:H:210:GLY:O	1:H:211:GLN:HG2	2.02	0.60
1:A:424:ILE:HA	1:A:427:LEU:HD23	1.84	0.60
1:C:13:ARG:NH2	1:C:519:GLU:OE1	2.33	0.60
1:B:262:LEU:HD22	1:B:273:VAL:HG21	1.83	0.59
1:I:251:ALA:O	1:I:278:ALA:N	2.35	0.59
1:M:322:GLY:HA3	1:M:335:LYS:HB2	1.84	0.59
1:F:164:ASP:HA	1:F:167:LYS:HE3	1.84	0.59
2:Q:17:LEU:HB3	2:Q:48:ALA:HB3	1.84	0.59
1:N:241:ASN:HD21	1:N:247:LEU:HB2	1.66	0.59
1:I:228:SER:HA	1:I:256:GLY:H	1.65	0.59
1:D:339:ASP:HB2	1:D:342:GLN:HB3	1.83	0.59
1:E:117:ARG:NH1	1:E:513:SER:OG	2.35	0.59
1:K:421:LEU:HD21	1:K:467:VAL:HG13	1.84	0.59
1:D:228:SER:O	1:D:230:ILE:HG13	2.02	0.59
1:N:117:ARG:NH1	1:N:513:SER:OG	2.35	0.59
1:I:192:GLY:O	1:I:373:LEU:HB3	2.02	0.59
1:K:98:SER:HB3	1:K:447:THR:HG23	1.85	0.59
1:M:283:ASP:HA	1:M:286:LYS:HE3	1.84	0.59

*Continued on next page...*



*Continued from previous page...*

Atom-1	Atom-2	Interatomic distance (Å)	Clash overlap (Å)
1:K:117:ARG:NH1	1:K:513:SER:OG	2.35	0.59
2:S:82:VAL:HG22	2:S:84:ASP:O	2.03	0.59
2:O:15:ARG:NH2	2:U:94:GLY:O	2.35	0.59
1:G:251:ALA:O	1:G:278:ALA:N	2.36	0.59
1:L:98:SER:HB3	1:L:447:THR:HG23	1.85	0.58
1:D:27:VAL:HG12	1:D:90:THR:HG23	1.84	0.58
1:N:251:ALA:O	1:N:278:ALA:N	2.36	0.58
1:D:98:SER:HB3	1:D:447:THR:HG23	1.86	0.58
1:L:413:VAL:HB	1:L:498:THR:HG22	1.84	0.58
1:B:314:GLN:O	1:B:317:ASP:HB2	2.04	0.58
1:C:48:LYS:HE3	1:C:391:ASN:HB3	1.86	0.58
2:O:17:LEU:HB3	2:O:48:ALA:HB3	1.84	0.58
1:H:69:ILE:HG23	1:I:47:PRO:HG3	1.86	0.58
1:K:234:VAL:HG13	1:K:235:PRO:HD3	1.85	0.58
1:G:124:VAL:HA	1:G:127:VAL:HG12	1.85	0.58
1:C:306:LEU:HD23	1:D:263:VAL:HG21	1.86	0.58
1:B:266:ARG:HE	1:B:273:VAL:HG22	1.67	0.58
1:B:251:ALA:O	1:B:278:ALA:N	2.36	0.58
1:H:117:ARG:NH1	1:H:513:SER:OG	2.37	0.58
1:N:262:LEU:HD22	1:N:273:VAL:HG21	1.86	0.57
1:D:262:LEU:HD22	1:D:273:VAL:HG21	1.86	0.57
1:F:278:ALA:HB1	1:F:289:LEU:HD11	1.86	0.57
2:W:34:PRO:HG2	2:W:37:SER:HB3	1.85	0.57
2:1:34:PRO:HG2	2:1:37:SER:HB2	1.86	0.57
1:J:39:ILE:HG12	1:J:49:VAL:HG22	1.86	0.57
2:U:15:ARG:CG	2:U:15:ARG:HH11	2.16	0.57
1:E:339:ASP:OD1	1:E:339:ASP:N	2.24	0.57
1:M:234:VAL:HG13	1:M:235:PRO:HD3	1.86	0.57
1:A:271:LEU:HD22	1:A:272:GLN:H	1.69	0.57
1:I:284:ASN:ND2	1:I:363:LYS:HD2	2.19	0.57
1:A:383:GLY:O	1:A:390:VAL:HG22	2.04	0.57
1:A:117:ARG:NH1	1:A:513:SER:OG	2.37	0.57
1:K:262:LEU:HD22	1:K:273:VAL:HG21	1.87	0.57
1:A:347:ILE:HG21	1:A:372:LYS:HE2	1.86	0.57
1:J:27:VAL:HG12	1:J:90:THR:HG23	1.87	0.57
1:N:431:THR:OG1	1:N:431:THR:O	2.13	0.57
1:N:233:ILE:HG21	1:N:310:LEU:O	2.04	0.57
1:D:117:ARG:NH1	1:D:513:SER:OG	2.38	0.57
1:K:251:ALA:O	1:K:278:ALA:N	2.36	0.57
1:N:233:ILE:HG12	1:N:310:LEU:HB3	1.86	0.57
1:M:124:VAL:HA	1:M:127:VAL:HG12	1.87	0.57

*Continued on next page...*

*Continued from previous page...*

Atom-1	Atom-2	Interatomic distance (Å)	Clash overlap (Å)
1:G:120:VAL:O	1:G:124:VAL:HG23	2.04	0.57
1:J:383:GLY:O	1:J:390:VAL:HG22	2.04	0.57
1:C:124:VAL:HG13	1:C:505:LEU:HD22	1.87	0.57
1:M:27:VAL:HG22	1:M:90:THR:HG23	1.87	0.57
1:K:113:PRO:HB2	1:K:517:THR:HA	1.87	0.57
1:N:98:SER:HB3	1:N:447:THR:HG23	1.87	0.57
1:N:269:VAL:O	1:N:271:LEU:N	2.37	0.57
1:B:320:LYS:HA	1:B:321:VAL:HB	1.86	0.57
1:M:303:GLU:N	1:M:306:LEU:HD22	2.19	0.57
1:D:298:GLY:HA3	1:D:318:LEU:O	2.05	0.57
1:G:124:VAL:O	1:G:128:ILE:HG12	2.05	0.57
1:N:306:LEU:HA	1:N:307:THR:OG1	2.04	0.57
1:N:177:VAL:HG22	1:N:380:LEU:HD12	1.87	0.57
1:H:27:VAL:HG12	1:H:90:THR:HG23	1.87	0.57
1:L:25:ASP:OD1	1:L:97:ARG:NH1	2.37	0.56
1:L:321:VAL:HA	1:L:336:GLY:HA2	1.87	0.56
1:G:13:ARG:NH2	1:G:519:GLU:OE1	2.37	0.56
1:B:39:ILE:HG12	1:B:49:VAL:HG22	1.86	0.56
1:G:306:LEU:HA	1:G:307:THR:CB	2.28	0.56
1:I:69:ILE:HD12	1:J:47:PRO:HB3	1.87	0.56
1:L:383:GLY:O	1:L:390:VAL:HG22	2.05	0.56
1:J:327:THR:HG23	1:J:329:ASP:H	1.71	0.56
1:E:87:ASP:O	1:E:89:THR:N	2.35	0.56
1:B:218:ALA:O	1:B:321:VAL:HG11	2.05	0.56
1:E:355:ASP:O	1:E:356:VAL:HG22	2.05	0.56
1:M:321:VAL:HA	1:M:336:GLY:HA2	1.88	0.56
1:C:230:ILE:HA	1:C:233:ILE:HG22	1.88	0.56
1:A:369:ARG:O	1:A:373:LEU:HG	2.05	0.56
1:F:13:ARG:NH2	1:F:519:GLU:OE1	2.38	0.56
1:G:258:ALA:O	1:G:261:THR:OG1	2.22	0.56
1:C:280:GLY:HA2	1:C:285:ARG:HE	1.70	0.56
1:I:98:SER:HB3	1:I:447:THR:HG23	1.88	0.56
1:J:98:SER:HB3	1:J:447:THR:HG23	1.88	0.56
1:M:113:PRO:HA	1:M:116:ILE:HD12	1.88	0.56
1:L:229:SER:HA	1:L:230:ILE:CB	2.35	0.56
1:G:95:LEU:HD11	1:G:451:PRO:HG3	1.86	0.56
1:E:327:THR:HG23	1:E:329:ASP:H	1.71	0.56
1:I:177:VAL:HG22	1:I:380:LEU:HD12	1.88	0.56
1:F:158:ILE:HD11	1:F:393:LYS:HE2	1.86	0.56
1:A:177:VAL:HG22	1:A:380:LEU:HD12	1.88	0.56
1:N:383:GLY:O	1:N:390:VAL:HG22	2.05	0.56

*Continued on next page...*

*Continued from previous page...*

Atom-1	Atom-2	Interatomic distance (Å)	Clash overlap (Å)
1:L:297:GLY:O	1:L:319:GLY:HA2	2.05	0.56
1:B:316:HIS:CG	1:B:316:HIS:O	2.58	0.56
1:C:120:VAL:O	1:C:124:VAL:HG23	2.06	0.56
1:L:416:GLY:N	3:L:601:ADP:O2'	2.37	0.56
1:J:124:VAL:HA	1:J:127:VAL:HG12	1.87	0.56
1:K:283:ASP:HA	1:K:286:LYS:HD3	1.88	0.56
1:I:294:ILE:HG23	1:I:342:GLN:HG2	1.89	0.56
1:H:298:GLY:HA3	1:H:318:LEU:O	2.05	0.55
1:J:263:VAL:HA	1:J:266:ARG:HB3	1.88	0.55
1:N:406:ALA:HB1	1:N:499:LYS:HB3	1.87	0.55
1:L:229:SER:HB2	1:L:231:GLN:H	1.71	0.55
1:G:301:PHE:CD1	1:G:308:LEU:HB3	2.41	0.55
1:A:353:GLN:O	1:A:357:THR:OG1	2.24	0.55
1:G:327:THR:HG23	1:G:329:ASP:H	1.72	0.55
1:M:262:LEU:HD22	1:M:273:VAL:HG21	1.87	0.55
1:G:98:SER:HB3	1:G:447:THR:HG23	1.88	0.55
1:H:47:PRO:HG3	1:N:69:ILE:HG23	1.87	0.55
1:A:124:VAL:HG13	1:A:505:LEU:HD22	1.88	0.55
1:A:120:VAL:O	1:A:124:VAL:HG23	2.07	0.55
1:N:304:GLU:HA	1:N:305:GLY:C	2.27	0.55
1:E:251:ALA:O	1:E:278:ALA:N	2.39	0.55
1:L:39:ILE:HG12	1:L:49:VAL:HG12	1.88	0.55
2:S:4:GLN:H	2:S:49:VAL:HG13	1.70	0.55
1:M:192:GLY:N	1:M:373:LEU:HD23	2.21	0.55
1:A:234:VAL:HG13	1:A:235:PRO:HD3	1.86	0.55
1:A:13:ARG:NH2	1:A:519:GLU:OE1	2.39	0.55
1:E:499:LYS:HG3	1:E:502:ARG:HH12	1.71	0.55
1:I:354:LEU:HD13	1:I:364:GLU:HG3	1.88	0.55
1:E:413:VAL:HB	1:E:498:THR:HG22	1.88	0.55
1:H:383:GLY:O	1:H:390:VAL:HG22	2.06	0.55
1:I:383:GLY:O	1:I:390:VAL:HG22	2.06	0.55
1:B:234:VAL:HG13	1:B:235:PRO:HD3	1.89	0.55
1:F:25:ASP:OD1	1:F:97:ARG:NH1	2.38	0.55
1:A:113:PRO:HB2	1:A:517:THR:HA	1.88	0.55
1:G:234:VAL:HG13	1:G:235:PRO:HD3	1.87	0.55
1:E:280:GLY:HA2	1:E:285:ARG:HG2	1.88	0.55
1:L:234:VAL:HG13	1:L:235:PRO:HD3	1.89	0.55
1:E:383:GLY:O	1:E:390:VAL:HG22	2.06	0.55
1:H:370:LEU:HA	1:H:373:LEU:HD12	1.89	0.55
1:B:262:LEU:O	1:B:265:ASN:ND2	2.39	0.55
1:F:219:TYR:OH	1:F:240:ALA:O	2.23	0.55

*Continued on next page...*

*Continued from previous page...*

Atom-1	Atom-2	Interatomic distance (Å)	Clash overlap (Å)
1:K:135:SER:OG	1:K:411:GLY:HA3	2.07	0.55
1:I:39:ILE:HG12	1:I:49:VAL:HG22	1.89	0.55
2:U:15:ARG:NH1	2:U:15:ARG:HG3	2.17	0.55
1:J:124:VAL:O	1:J:128:ILE:HG12	2.07	0.55
1:G:322:GLY:HA3	1:G:335:LYS:HB2	1.87	0.55
1:K:211:GLN:HA	1:K:211:GLN:HE21	1.71	0.55
1:F:370:LEU:HA	1:F:373:LEU:HD12	1.89	0.55
1:K:525:ILE:HG13	1:K:526:PRO:HD2	1.89	0.55
1:C:113:PRO:HA	1:C:116:ILE:HD12	1.88	0.55
2:W:7:ARG:HB3	2:W:83:LEU:HD23	1.87	0.55
1:G:39:ILE:HG12	1:G:49:VAL:HG22	1.88	0.55
1:K:298:GLY:HA3	1:K:318:LEU:O	2.07	0.55
2:1:7:ARG:NH1	2:1:88:TYR:OH	2.40	0.55
1:J:345:LYS:O	1:J:349:GLU:HG3	2.06	0.55
1:M:120:VAL:O	1:M:124:VAL:HG23	2.07	0.55
1:J:213:CYS:HB3	1:J:326:VAL:HG13	1.88	0.55
1:B:255:ASP:OD1	1:B:256:GLY:N	2.40	0.55
1:H:27:VAL:HG22	1:H:56:VAL:HG23	1.88	0.54
1:K:413:VAL:HB	1:K:498:THR:HG22	1.89	0.54
1:B:222:LEU:O	1:B:301:PHE:HB2	2.07	0.54
1:F:98:SER:HB3	1:F:447:THR:HG23	1.89	0.54
1:F:321:VAL:HA	1:F:336:GLY:HA2	1.89	0.54
1:F:383:GLY:O	1:F:390:VAL:HG22	2.07	0.54
1:M:366:LEU:HD23	1:M:369:ARG:NH2	2.23	0.54
2:S:20:ARG:HB2	2:S:41:VAL:HG13	1.90	0.54
1:M:124:VAL:O	1:M:128:ILE:HG12	2.07	0.54
1:J:120:VAL:O	1:J:124:VAL:HG23	2.06	0.54
1:E:25:ASP:OD1	1:E:97:ARG:NH1	2.37	0.54
1:D:383:GLY:O	1:D:390:VAL:HG22	2.07	0.54
1:H:25:ASP:OD1	1:H:97:ARG:NH1	2.39	0.54
1:L:113:PRO:HA	1:L:116:ILE:HD12	1.90	0.54
1:B:215:PHE:CZ	1:B:272:GLN:HB3	2.42	0.54
1:K:120:VAL:O	1:K:124:VAL:HG23	2.08	0.54
1:I:525:ILE:HG13	1:I:526:PRO:HD2	1.89	0.54
2:T:97:LEU:HA	2:U:15:ARG:HE	1.72	0.54
1:L:373:LEU:HB3	1:L:374:SER:C	2.27	0.54
1:C:25:ASP:OD1	1:C:97:ARG:NH1	2.38	0.54
1:H:356:VAL:HG12	1:H:357:THR:HG23	1.90	0.54
1:H:39:ILE:HG12	1:H:49:VAL:HG22	1.89	0.54
1:J:113:PRO:HA	1:J:116:ILE:HD12	1.90	0.54
1:B:202:PRO:O	1:B:205:ILE:HG13	2.08	0.54

*Continued on next page...*

*Continued from previous page...*

Atom-1	Atom-2	Interatomic distance (Å)	Clash overlap (Å)
1:L:369:ARG:O	1:L:372:LYS:HG3	2.08	0.54
1:L:488:ASN:HB3	1:L:491:GLU:HB3	1.89	0.54
1:K:453:MET:HG3	1:K:467:VAL:HG21	1.89	0.54
1:E:39:ILE:HG12	1:E:49:VAL:HG22	1.89	0.54
1:H:262:LEU:HD22	1:H:273:VAL:HG21	1.89	0.54
1:H:113:PRO:HA	1:H:116:ILE:HD12	1.88	0.54
1:M:268:LYS:HZ3	2:1:32:MET:HB2	1.72	0.54
1:J:91:THR:O	1:J:95:LEU:HD13	2.07	0.54
1:N:120:VAL:O	1:N:124:VAL:HG23	2.08	0.54
1:I:113:PRO:HB2	1:I:517:THR:HA	1.90	0.54
2:X:27:THR:HG23	2:X:31:ILE:O	2.07	0.54
1:G:124:VAL:HG13	1:G:505:LEU:HD22	1.89	0.54
1:G:383:GLY:O	1:G:390:VAL:HG22	2.08	0.54
1:K:416:GLY:N	3:K:601:ADP:O2'	2.36	0.54
1:K:25:ASP:OD1	1:K:97:ARG:NH1	2.38	0.53
1:K:383:GLY:O	1:K:390:VAL:HG22	2.07	0.53
1:F:366:LEU:HA	1:F:369:ARG:HH11	1.73	0.53
1:I:120:VAL:O	1:I:124:VAL:HG23	2.08	0.53
1:B:113:PRO:HA	1:B:116:ILE:HD12	1.90	0.53
1:B:383:GLY:O	1:B:390:VAL:HG22	2.09	0.53
1:B:320:LYS:HB2	1:B:321:VAL:HG12	1.89	0.53
1:H:176:THR:HG21	1:H:369:ARG:HH21	1.72	0.53
2:Z:7:ARG:NH1	2:Z:84:ASP:OD2	2.41	0.53
1:A:248:VAL:HG21	1:A:324:VAL:HG21	1.89	0.53
1:C:413:VAL:HB	1:C:498:THR:HG22	1.90	0.53
1:I:431:THR:O	1:I:431:THR:OG1	2.13	0.53
1:B:321:VAL:HG13	1:B:322:GLY:N	2.22	0.53
1:N:326:VAL:HG21	1:N:331:ALA:CA	2.38	0.53
1:B:120:VAL:O	1:B:124:VAL:HG23	2.08	0.53
1:F:283:ASP:HA	1:F:286:LYS:HD3	1.89	0.53
1:D:120:VAL:O	1:D:124:VAL:HG23	2.09	0.53
1:E:120:VAL:O	1:E:124:VAL:HG23	2.09	0.53
1:N:39:ILE:HG12	1:N:49:VAL:HG22	1.89	0.53
1:M:307:THR:H	1:N:269:VAL:HG11	1.74	0.53
2:S:13:PHE:HD1	2:S:13:PHE:H	1.55	0.53
1:B:301:PHE:CE2	1:B:318:LEU:HD21	2.43	0.53
1:L:464:SER:HA	1:L:467:VAL:HG12	1.89	0.53
1:F:39:ILE:HG12	1:F:49:VAL:HG22	1.90	0.53
1:E:243:HIS:O	1:E:245:LYS:HG2	2.09	0.53
1:A:357:THR:HG22	1:A:359:SER:HB2	1.91	0.53
1:G:386:SER:O	1:G:390:VAL:HG23	2.08	0.53

*Continued on next page...*

*Continued from previous page...*

Atom-1	Atom-2	Interatomic distance (Å)	Clash overlap (Å)
1:H:13:ARG:NH2	1:H:519:GLU:OE1	2.40	0.53
1:A:288:GLN:O	1:A:292:MET:HG3	2.09	0.53
1:D:416:GLY:N	3:D:601:ADP:O2'	2.36	0.53
1:F:305:GLY:O	1:F:306:LEU:HB3	2.09	0.53
1:D:219:TYR:OH	1:D:236:ALA:O	2.27	0.53
1:D:286:LYS:O	1:D:289:LEU:HD22	2.08	0.53
1:L:394:LYS:HA	1:L:397:VAL:HG22	1.90	0.53
1:E:23:LEU:HD12	1:E:71:ALA:HB1	1.91	0.53
1:G:113:PRO:HA	1:G:116:ILE:HD12	1.91	0.53
1:D:413:VAL:HB	1:D:498:THR:HG22	1.91	0.53
1:B:113:PRO:HB2	1:B:517:THR:HA	1.89	0.53
1:K:27:VAL:HG12	1:K:90:THR:HG23	1.91	0.53
1:L:284:ASN:ND2	1:L:363:LYS:HD3	2.24	0.53
1:L:431:THR:OG1	1:L:431:THR:O	2.13	0.53
1:A:192:GLY:N	1:A:373:LEU:HB3	2.25	0.52
1:F:357:THR:O	1:F:359:SER:N	2.42	0.52
1:N:322:GLY:HA3	1:N:335:LYS:HB2	1.91	0.52
1:B:227:ILE:HD12	1:B:249:ILE:HD11	1.91	0.52
1:G:25:ASP:OD1	1:G:97:ARG:NH1	2.37	0.52
1:C:339:ASP:HB3	1:C:342:GLN:HB3	1.90	0.52
1:C:113:PRO:HB2	1:C:517:THR:HA	1.90	0.52
1:D:309:ASN:OD1	1:D:311:GLU:N	2.42	0.52
2:2:41:VAL:HG12	2:2:75:GLU:HG2	1.92	0.52
1:N:25:ASP:OD1	1:N:97:ARG:NH1	2.39	0.52
1:I:329:ASP:N	1:I:329:ASP:OD1	2.42	0.52
1:D:23:LEU:HD12	1:D:71:ALA:HB1	1.91	0.52
1:K:356:VAL:HG23	1:K:357:THR:H	1.74	0.52
1:E:263:VAL:HA	1:E:266:ARG:HB3	1.92	0.52
1:J:288:GLN:O	1:J:292:MET:HG3	2.10	0.52
1:H:120:VAL:O	1:H:124:VAL:HG23	2.09	0.52
2:T:15:ARG:HB3	2:T:90:LEU:HD11	1.91	0.52
1:N:113:PRO:HA	1:N:116:ILE:HD12	1.91	0.52
1:G:363:LYS:HA	1:G:366:LEU:HB2	1.91	0.52
1:D:27:VAL:HG22	1:D:56:VAL:HG23	1.91	0.52
1:N:234:VAL:H	1:N:235:PRO:CD	2.22	0.52
1:D:288:GLN:O	1:D:292:MET:HG3	2.10	0.52
1:J:111:ALA:O	1:K:36:ARG:NH2	2.43	0.52
1:I:347:ILE:HA	1:I:350:ILE:HG22	1.92	0.52
1:G:113:PRO:HB2	1:G:517:THR:HA	1.91	0.52
1:I:234:VAL:HG13	1:I:235:PRO:HD3	1.92	0.52
1:F:304:GLU:N	1:F:305:GLY:HA3	2.25	0.52

*Continued on next page...*

*Continued from previous page...*

Atom-1	Atom-2	Interatomic distance (Å)	Clash overlap (Å)
1:A:113:PRO:HA	1:A:116:ILE:HD12	1.92	0.52
1:L:113:PRO:HB2	1:L:517:THR:HA	1.91	0.52
1:N:158:ILE:HD11	1:N:393:LYS:HE2	1.91	0.52
2:O:94:GLY:O	2:P:15:ARG:NH2	2.42	0.52
1:E:113:PRO:HB2	1:E:517:THR:HA	1.90	0.52
1:I:282:GLY:H	1:I:285:ARG:HH21	1.58	0.52
1:H:174:VAL:HG23	1:H:372:LYS:HG2	1.92	0.52
1:F:23:LEU:HD12	1:F:71:ALA:HB1	1.92	0.52
1:E:298:GLY:HA3	1:E:318:LEU:O	2.10	0.52
1:N:265:ASN:OD1	2:2:32:MET:HB2	2.09	0.52
1:A:327:THR:OG1	1:A:330:ASP:OD1	2.26	0.52
1:A:258:ALA:O	1:A:261:THR:OG1	2.25	0.52
2:O:27:THR:HG22	2:O:33:LEU:HD11	1.92	0.52
2:O:8:LYS:HA	2:U:101:VAL:HG22	1.92	0.52
1:H:278:ALA:HB1	1:H:289:LEU:HD11	1.92	0.51
1:B:369:ARG:O	1:B:373:LEU:HG	2.11	0.51
1:J:386:SER:O	1:J:390:VAL:HG23	2.10	0.51
1:I:235:PRO:HA	1:I:238:GLU:HG2	1.92	0.51
1:E:357:THR:O	1:E:359:SER:N	2.42	0.51
1:E:265:ASN:OD1	2:S:32:MET:N	2.31	0.51
1:F:255:ASP:OD1	1:F:256:GLY:N	2.43	0.51
1:D:158:ILE:HD11	1:D:393:LYS:HE2	1.92	0.51
1:K:219:TYR:CZ	1:K:245:LYS:HB2	2.45	0.51
2:W:94:GLY:O	2:X:15:ARG:NH2	2.43	0.51
1:E:347:ILE:HA	1:E:350:ILE:HG22	1.93	0.51
2:U:37:SER:HA	2:U:40:LYS:HG3	1.92	0.51
1:B:218:ALA:O	1:B:321:VAL:HG21	2.10	0.51
1:N:326:VAL:HG22	1:N:327:THR:H	1.74	0.51
1:G:91:THR:O	1:G:95:LEU:HD13	2.09	0.51
1:L:158:ILE:HD11	1:L:393:LYS:HE2	1.92	0.51
1:B:355:ASP:OD1	1:B:356:VAL:N	2.42	0.51
1:F:231:GLN:HA	1:F:233:ILE:HG22	1.92	0.51
1:J:133:LYS:N	1:J:133:LYS:HD3	2.26	0.51
1:A:192:GLY:O	1:A:373:LEU:HB2	2.10	0.51
1:F:234:VAL:HG13	1:F:235:PRO:HD3	1.93	0.51
1:N:363:LYS:HA	1:N:366:LEU:HB2	1.93	0.51
1:J:322:GLY:HA3	1:J:335:LYS:HB2	1.92	0.51
1:D:369:ARG:O	1:D:373:LEU:HG	2.10	0.51
1:B:23:LEU:HD12	1:B:71:ALA:HB1	1.92	0.51
1:G:10:ALA:HA	1:G:13:ARG:HB2	1.91	0.51
1:G:225:LYS:HE2	1:G:302:GLY:HA3	1.92	0.51

*Continued on next page...*

*Continued from previous page...*

Atom-1	Atom-2	Interatomic distance (Å)	Clash overlap (Å)
1:A:255:ASP:OD1	1:A:256:GLY:N	2.43	0.51
2:S:25:THR:O	2:S:26:VAL:HG22	2.11	0.51
1:D:113:PRO:HA	1:D:116:ILE:HD12	1.91	0.51
1:D:113:PRO:HB2	1:D:517:THR:HA	1.91	0.51
1:M:383:GLY:O	1:M:390:VAL:HG22	2.10	0.51
1:J:229:SER:OG	1:J:258:ALA:HB2	2.10	0.51
1:K:370:LEU:HA	1:K:373:LEU:HD12	1.92	0.51
1:B:386:SER:O	1:B:390:VAL:HG23	2.11	0.51
1:C:294:ILE:HG22	1:C:343:ILE:HG22	1.91	0.51
1:G:255:ASP:O	1:G:259:LEU:HB3	2.10	0.51
1:B:27:VAL:HG12	1:B:90:THR:HG23	1.93	0.51
1:N:202:PRO:O	1:N:205:ILE:HG13	2.11	0.51
1:J:25:ASP:OD1	1:J:97:ARG:NH1	2.37	0.51
1:G:158:ILE:HD11	1:G:393:LYS:HE2	1.93	0.51
2:1:15:ARG:HB3	2:1:90:LEU:HD11	1.93	0.51
1:M:525:ILE:HG13	1:M:526:PRO:HD2	1.91	0.51
1:B:525:ILE:HG13	1:B:526:PRO:HD2	1.91	0.51
1:H:269:VAL:O	1:H:271:LEU:N	2.43	0.51
1:F:302:GLY:O	1:F:303:GLU:HG2	2.11	0.51
1:D:347:ILE:O	1:D:351:ILE:HG12	2.10	0.51
2:Y:15:ARG:HB3	2:Y:90:LEU:HD11	1.93	0.51
1:B:316:HIS:O	1:B:316:HIS:ND1	2.44	0.51
1:B:418:CYS:O	1:B:422:ARG:HG2	2.11	0.51
1:N:386:SER:O	1:N:390:VAL:HG23	2.11	0.51
1:K:413:VAL:HG22	1:K:414:LEU:H	1.76	0.51
1:M:280:GLY:HA2	1:M:285:ARG:HE	1.76	0.51
1:A:339:ASP:HB3	1:A:342:GLN:HB3	1.93	0.51
2:Y:14:ASP:HB2	2:Y:92:ARG:HH11	1.75	0.51
1:G:304:GLU:CB	1:G:305:GLY:HA3	2.37	0.51
1:K:386:SER:O	1:K:390:VAL:HG23	2.10	0.51
1:N:113:PRO:HB2	1:N:517:THR:HA	1.93	0.51
1:E:113:PRO:HA	1:E:116:ILE:HD12	1.92	0.51
2:X:15:ARG:HB3	2:X:90:LEU:HD11	1.93	0.51
1:G:413:VAL:HB	1:G:498:THR:HG22	1.91	0.51
2:1:63:VAL:HG12	2:1:65:VAL:H	1.76	0.51
2:P:15:ARG:HB3	2:P:90:LEU:HD11	1.91	0.51
1:L:255:ASP:OD1	1:L:256:GLY:N	2.44	0.51
1:F:340:LYS:O	1:F:344:GLU:HG3	2.11	0.51
1:M:406:ALA:HB1	1:M:499:LYS:HB3	1.93	0.51
1:B:231:GLN:HA	1:B:234:VAL:HG12	1.93	0.50
1:L:386:SER:O	1:L:390:VAL:HG23	2.11	0.50

*Continued on next page...*



*Continued from previous page...*

Atom-1	Atom-2	Interatomic distance (Å)	Clash overlap (Å)
1:F:150:ILE:HD11	1:F:494:ILE:HD13	1.93	0.50
1:J:461:VAL:HG12	1:J:462:GLU:H	1.76	0.50
1:A:227:ILE:HB	1:A:254:VAL:HG22	1.92	0.50
1:H:461:VAL:HG12	1:H:462:GLU:H	1.75	0.50
1:G:406:ALA:HB1	1:G:499:LYS:HB3	1.93	0.50
1:B:304:GLU:OE2	1:B:307:THR:HB	2.12	0.50
1:N:278:ALA:HB1	1:N:289:LEU:HD11	1.93	0.50
1:G:263:VAL:HA	1:G:266:ARG:HB3	1.93	0.50
1:G:298:GLY:HA3	1:G:318:LEU:O	2.11	0.50
1:G:278:ALA:HB1	1:G:289:LEU:HD11	1.93	0.50
1:A:294:ILE:HG23	1:A:342:GLN:NE2	2.26	0.50
1:D:461:VAL:HG12	1:D:462:GLU:H	1.76	0.50
1:F:262:LEU:HD22	1:F:273:VAL:HG21	1.93	0.50
1:N:455:ILE:HD11	3:N:601:ADP:H4'	1.93	0.50
1:A:394:LYS:HA	1:A:397:VAL:HG22	1.92	0.50
2:O:37:SER:OG	2:O:38:GLN:N	2.41	0.50
1:E:464:SER:HB2	1:K:464:SER:HB2	1.93	0.50
1:J:23:LEU:HD12	1:J:71:ALA:HB1	1.93	0.50
1:H:23:LEU:HD12	1:H:71:ALA:HB1	1.92	0.50
1:J:278:ALA:HB1	1:J:289:LEU:HD11	1.94	0.50
2:W:15:ARG:HB3	2:W:90:LEU:HD11	1.94	0.50
1:C:124:VAL:O	1:C:128:ILE:HG12	2.11	0.50
1:A:183:LEU:HD13	1:G:506:LEU:HD21	1.92	0.50
1:L:27:VAL:HG12	1:L:90:THR:HG23	1.94	0.50
1:D:234:VAL:HG13	1:D:235:PRO:HD3	1.93	0.50
1:B:287:ASN:O	1:B:290:LYS:HG2	2.11	0.50
1:A:413:VAL:HB	1:A:498:THR:HG22	1.93	0.50
1:H:315:PRO:HA	1:H:318:LEU:HD13	1.93	0.50
2:Z:7:ARG:HD3	2:Z:84:ASP:OD2	2.12	0.50
1:D:234:VAL:HG23	2:R:31:ILE:HG21	1.93	0.50
1:K:476:GLU:O	1:K:488:ASN:ND2	2.45	0.50
1:A:466:ILE:O	1:A:470:ILE:HG22	2.11	0.50
2:O:18:VAL:HG12	2:O:46:VAL:HA	1.94	0.50
2:U:24:GLU:O	2:U:24:GLU:HG2	2.10	0.50
2:1:7:ARG:HD3	2:1:84:ASP:OD2	2.11	0.50
1:C:230:ILE:HD11	1:C:257:GLU:HB3	1.93	0.50
1:B:416:GLY:N	3:B:601:ADP:O2'	2.44	0.50
1:F:113:PRO:HA	1:F:116:ILE:HD12	1.93	0.50
1:D:255:ASP:OD1	1:D:256:GLY:N	2.45	0.50
1:H:386:SER:O	1:H:390:VAL:HG23	2.12	0.50
1:H:366:LEU:HA	1:H:369:ARG:HH11	1.76	0.50

*Continued on next page...*

*Continued from previous page...*

Atom-1	Atom-2	Interatomic distance (Å)	Clash overlap (Å)
1:C:421:LEU:HD21	1:C:467:VAL:HG13	1.93	0.50
1:I:158:ILE:HD11	1:I:393:LYS:HE2	1.94	0.50
1:D:327:THR:HG23	1:D:329:ASP:H	1.77	0.50
1:J:321:VAL:HA	1:J:336:GLY:HA2	1.92	0.50
1:F:386:SER:O	1:F:390:VAL:HG23	2.12	0.50
1:B:258:ALA:O	1:B:261:THR:OG1	2.28	0.50
1:C:418:CYS:O	1:C:422:ARG:HG2	2.12	0.50
1:D:386:SER:O	1:D:390:VAL:HG23	2.12	0.49
1:L:280:GLY:HA2	1:L:285:ARG:HE	1.77	0.49
1:A:280:GLY:HA2	1:A:285:ARG:HD3	1.92	0.49
2:Q:46:VAL:HG12	2:Q:67:VAL:HA	1.93	0.49
1:H:239:ILE:HD11	1:H:315:PRO:CD	2.42	0.49
1:K:353:GLN:O	1:K:356:VAL:HG22	2.11	0.49
1:F:116:ILE:HG13	1:F:436:ASP:HB3	1.94	0.49
1:H:418:CYS:O	1:H:422:ARG:HG2	2.12	0.49
1:N:418:CYS:O	1:N:422:ARG:HG2	2.12	0.49
2:Z:15:ARG:HB3	2:Z:90:LEU:HD11	1.95	0.49
2:Z:56:LYS:HB2	2:Z:61:GLN:OE1	2.12	0.49
1:J:174:VAL:HG23	1:J:372:LYS:HG2	1.94	0.49
1:E:406:ALA:HB1	1:E:499:LYS:HB3	1.94	0.49
1:I:386:SER:O	1:I:390:VAL:HG23	2.12	0.49
1:J:370:LEU:HA	1:J:373:LEU:HD12	1.94	0.49
1:H:322:GLY:HA3	1:H:335:LYS:HB2	1.94	0.49
1:E:228:SER:HA	1:E:256:GLY:H	1.78	0.49
1:M:386:SER:O	1:M:390:VAL:HG23	2.12	0.49
2:W:70:LYS:HG3	2:W:100:TYR:HD2	1.76	0.49
1:I:27:VAL:HG12	1:I:90:THR:HG23	1.94	0.49
2:R:7:ARG:HB2	2:R:83:LEU:HD23	1.92	0.49
1:I:25:ASP:OD1	1:I:97:ARG:NH1	2.42	0.49
1:C:258:ALA:O	1:C:262:LEU:HD13	2.12	0.49
1:D:191:GLU:N	1:D:191:GLU:OE1	2.46	0.49
1:N:327:THR:OG1	1:N:328:LYS:N	2.43	0.49
1:L:202:PRO:O	1:L:205:ILE:HG13	2.13	0.49
1:D:285:ARG:O	1:D:289:LEU:HD13	2.13	0.49
1:D:202:PRO:O	1:D:205:ILE:HG13	2.11	0.49
1:N:326:VAL:HG13	1:N:327:THR:N	2.28	0.49
1:B:368:GLU:O	1:B:372:LYS:HB2	2.13	0.49
1:H:113:PRO:HB2	1:H:517:THR:HA	1.95	0.49
1:A:418:CYS:O	1:A:422:ARG:HG2	2.13	0.49
1:G:203:TYR:CD1	1:G:267:LEU:HD11	2.47	0.49
1:N:461:VAL:HG12	1:N:462:GLU:H	1.76	0.49

*Continued on next page...*

*Continued from previous page...*

Atom-1	Atom-2	Interatomic distance (Å)	Clash overlap (Å)
1:C:203:TYR:CD1	1:C:267:LEU:HD11	2.47	0.49
1:K:113:PRO:HA	1:K:116:ILE:HD12	1.95	0.49
2:U:70:LYS:HB3	2:U:100:TYR:HD2	1.78	0.49
1:B:406:ALA:HB1	1:B:499:LYS:HB3	1.93	0.49
2:1:101:VAL:HG22	2:2:8:LYS:HA	1.94	0.49
1:G:375:ASP:HB2	1:G:376:GLY:HA2	1.94	0.49
2:U:28:LYS:O	2:U:30:GLY:N	2.45	0.49
1:B:194:LYS:CE	1:B:330:ASP:HB3	2.43	0.49
1:F:219:TYR:CZ	1:F:245:LYS:HB2	2.47	0.49
1:N:436:ASP:HA	1:N:439:ILE:HD12	1.95	0.49
1:E:287:ASN:O	1:E:290:LYS:HG2	2.13	0.49
1:H:102:GLU:O	1:H:106:LYS:HD3	2.13	0.49
1:B:266:ARG:HE	1:B:273:VAL:CG2	2.26	0.49
1:A:386:SER:O	1:A:390:VAL:HG23	2.12	0.49
1:A:192:GLY:H	1:A:373:LEU:HB3	1.77	0.49
1:F:219:TYR:CE1	1:F:245:LYS:HB2	2.48	0.49
1:K:202:PRO:O	1:K:205:ILE:HG13	2.12	0.49
1:A:39:ILE:HG12	1:A:49:VAL:HG22	1.95	0.49
1:F:202:PRO:O	1:F:205:ILE:HG13	2.13	0.49
1:M:298:GLY:HA3	1:M:318:LEU:O	2.13	0.49
1:M:413:VAL:HB	1:M:498:THR:HG22	1.94	0.49
2:S:21:SER:HA	2:S:22:ALA:HA	1.64	0.49
1:J:294:ILE:HG22	1:J:343:ILE:HD13	1.95	0.49
1:M:278:ALA:HB1	1:M:289:LEU:HD11	1.95	0.48
1:I:113:PRO:HA	1:I:116:ILE:HD12	1.94	0.48
2:O:7:ARG:HB3	2:O:83:LEU:HD23	1.94	0.48
2:2:6:PHE:O	2:2:8:LYS:N	2.46	0.48
1:F:347:ILE:HA	1:F:350:ILE:HG22	1.95	0.48
1:C:369:ARG:O	1:C:373:LEU:HG	2.12	0.48
1:F:176:THR:HG21	1:F:369:ARG:NH2	2.26	0.48
1:F:113:PRO:HB2	1:F:517:THR:HA	1.94	0.48
1:B:240:ALA:HB2	1:B:247:LEU:HD23	1.95	0.48
1:K:69:ILE:HG23	1:L:47:PRO:HG3	1.95	0.48
1:C:322:GLY:HA3	1:C:335:LYS:HB2	1.96	0.48
2:P:35:GLU:HG2	2:P:35:GLU:O	2.13	0.48
2:V:18:VAL:HG12	2:V:46:VAL:HA	1.94	0.48
1:N:264:LEU:HD22	2:2:35:GLU:HA	1.95	0.48
1:B:248:VAL:HG11	1:B:324:VAL:HG11	1.95	0.48
1:L:239:ILE:HD11	1:L:315:PRO:CD	2.43	0.48
1:N:23:LEU:HD12	1:N:71:ALA:HB1	1.94	0.48
1:C:69:ILE:HG23	1:D:47:PRO:HG3	1.94	0.48

*Continued on next page...*

*Continued from previous page...*

Atom-1	Atom-2	Interatomic distance (Å)	Clash overlap (Å)
2:U:41:VAL:HG21	2:U:72:LEU:HD13	1.96	0.48
1:M:233:ILE:HD12	1:M:258:ALA:HB1	1.95	0.48
1:F:269:VAL:O	1:F:271:LEU:N	2.46	0.48
1:I:418:CYS:O	1:I:422:ARG:HG2	2.13	0.48
1:A:27:VAL:HG23	1:A:53:GLY:HA2	1.95	0.48
1:D:200:ILE:HG21	1:D:259:LEU:HD11	1.94	0.48
1:C:373:LEU:HD21	1:C:377:VAL:HG22	1.95	0.48
1:G:280:GLY:HA2	1:G:285:ARG:HE	1.79	0.48
1:L:69:ILE:HG23	1:M:47:PRO:HG3	1.95	0.48
1:B:283:ASP:O	1:B:286:LYS:HG2	2.13	0.48
1:E:418:CYS:O	1:E:422:ARG:HG2	2.14	0.48
1:L:23:LEU:HD12	1:L:71:ALA:HB1	1.95	0.48
1:C:259:LEU:HD12	1:C:260:SER:N	2.28	0.48
1:K:230:ILE:HA	1:K:233:ILE:HG22	1.95	0.48
1:M:288:GLN:O	1:M:292:MET:HG3	2.13	0.48
1:E:221:LEU:HD12	1:E:247:LEU:HD21	1.96	0.48
2:R:15:ARG:HB3	2:R:90:LEU:HD11	1.96	0.48
1:L:229:SER:OG	1:L:258:ALA:HB2	2.13	0.48
1:M:23:LEU:HD12	1:M:71:ALA:HB1	1.95	0.48
1:I:278:ALA:HB1	1:I:289:LEU:HD11	1.96	0.48
1:E:281:PHE:HD1	1:E:285:ARG:HH21	1.60	0.48
1:L:373:LEU:HA	1:L:374:SER:HB2	1.94	0.48
1:A:298:GLY:HA3	1:A:318:LEU:O	2.13	0.48
1:J:136:LYS:NZ	1:J:490:VAL:HG21	2.29	0.48
1:J:406:ALA:HB1	1:J:499:LYS:HB3	1.96	0.48
1:D:214:GLU:HG3	1:D:325:ILE:HG12	1.96	0.48
1:F:69:ILE:HG23	1:G:47:PRO:HG3	1.96	0.48
2:Q:98:GLY:HA3	2:R:9:PHE:CE1	2.49	0.48
1:C:191:GLU:OE1	1:C:191:GLU:N	2.46	0.48
1:A:290:LYS:HE3	1:A:346:ARG:HH12	1.78	0.48
1:J:113:PRO:HB2	1:J:517:THR:HA	1.96	0.48
1:C:74:VAL:HA	1:C:77:VAL:HG13	1.96	0.48
1:N:230:ILE:HG23	1:N:257:GLU:OE1	2.13	0.48
1:A:464:SER:HB2	1:H:464:SER:HB2	1.95	0.48
1:L:406:ALA:HB1	1:L:499:LYS:HB3	1.96	0.48
2:2:15:ARG:HB3	2:2:90:LEU:HD11	1.96	0.48
1:L:278:ALA:HB1	1:L:289:LEU:HD11	1.96	0.48
1:F:298:GLY:HA3	1:F:318:LEU:O	2.14	0.48
1:D:413:VAL:HG22	1:D:414:LEU:H	1.78	0.48
1:C:102:GLU:O	1:C:106:LYS:HD3	2.14	0.48
1:N:346:ARG:O	1:N:350:ILE:HD12	2.14	0.48

*Continued on next page...*

*Continued from previous page...*

Atom-1	Atom-2	Interatomic distance (Å)	Clash overlap (Å)
2:Z:34:PRO:O	2:Z:36:LYS:N	2.45	0.48
1:J:13:ARG:NH2	1:J:519:GLU:OE1	2.46	0.48
1:G:415:GLY:HA3	1:G:494:ILE:HG22	1.96	0.48
1:D:464:SER:HB2	1:L:464:SER:HB2	1.95	0.48
1:E:342:GLN:HA	1:E:345:LYS:HE2	1.95	0.48
1:C:370:LEU:HA	1:C:373:LEU:HD12	1.96	0.48
1:K:263:VAL:HA	1:K:266:ARG:HB3	1.96	0.48
1:J:234:VAL:HG13	1:J:235:PRO:HD3	1.95	0.48
1:L:322:GLY:HA3	1:L:335:LYS:HB2	1.96	0.48
1:I:23:LEU:HD12	1:I:71:ALA:HB1	1.95	0.47
1:F:370:LEU:O	1:F:373:LEU:HB2	2.13	0.47
1:N:233:ILE:HG12	1:N:310:LEU:CB	2.45	0.47
1:D:353:GLN:O	1:D:357:THR:OG1	2.31	0.47
1:I:91:THR:O	1:I:95:LEU:HD22	2.14	0.47
1:B:25:ASP:OD1	1:B:97:ARG:NH1	2.39	0.47
2:Q:15:ARG:HB3	2:Q:90:LEU:HD11	1.96	0.47
1:N:190:ILE:HG13	1:N:377:VAL:HG22	1.95	0.47
1:J:354:LEU:HA	1:J:357:THR:HG22	1.95	0.47
1:B:293:ALA:CB	1:B:299:ALA:HB3	2.43	0.47
2:P:7:ARG:CB	2:P:83:LEU:HD23	2.41	0.47
1:G:413:VAL:HG22	1:G:414:LEU:H	1.79	0.47
2:W:100:TYR:CE1	2:X:9:PHE:HD1	2.32	0.47
1:H:321:VAL:HA	1:H:336:GLY:HA2	1.96	0.47
1:M:263:VAL:HA	1:M:266:ARG:HB3	1.96	0.47
1:F:464:SER:HB2	1:J:464:SER:HB2	1.95	0.47
1:M:158:ILE:HD11	1:M:393:LYS:HE2	1.96	0.47
2:T:70:LYS:HB2	2:T:100:TYR:HD2	1.78	0.47
1:J:290:LYS:HE3	1:J:346:ARG:HH12	1.79	0.47
2:S:13:PHE:N	2:S:13:PHE:CD1	2.83	0.47
1:F:413:VAL:HG22	1:F:414:LEU:H	1.79	0.47
1:N:340:LYS:O	1:N:344:GLU:HG3	2.15	0.47
2:X:7:ARG:HB2	2:X:83:LEU:HD13	1.96	0.47
2:T:34:PRO:O	2:T:37:SER:OG	2.29	0.47
1:L:124:VAL:O	1:L:128:ILE:HG12	2.14	0.47
1:N:288:GLN:O	1:N:292:MET:HG3	2.14	0.47
1:J:346:ARG:O	1:J:350:ILE:HD12	2.14	0.47
1:G:255:ASP:OD1	1:G:256:GLY:N	2.47	0.47
2:R:7:ARG:NH1	2:R:84:ASP:HB2	2.30	0.47
2:V:63:VAL:HG13	2:V:65:VAL:H	1.79	0.47
1:C:307:THR:HB	2:R:36:LYS:NZ	2.30	0.47
1:J:69:ILE:HG23	1:K:47:PRO:HG3	1.96	0.47

*Continued on next page...*

*Continued from previous page...*

Atom-1	Atom-2	Interatomic distance (Å)	Clash overlap (Å)
1:A:204:PHE:HB3	1:A:274:VAL:HG12	1.96	0.47
1:A:187:LEU:HD11	1:A:378:ALA:HB1	1.96	0.47
1:A:109:LYS:HB2	1:N:105:GLU:HB3	1.97	0.47
1:L:347:ILE:O	1:L:351:ILE:HG12	2.15	0.47
1:I:214:GLU:HG3	1:I:325:ILE:HG12	1.96	0.47
1:H:263:VAL:HA	1:H:266:ARG:HB3	1.97	0.47
1:H:280:GLY:HA2	1:H:285:ARG:HE	1.79	0.47
1:A:69:ILE:HG23	1:B:47:PRO:HG3	1.96	0.47
1:N:233:ILE:O	1:N:233:ILE:HD12	2.15	0.47
1:D:294:ILE:HG23	1:D:342:GLN:NE2	2.29	0.47
1:D:219:TYR:HE1	1:D:247:LEU:HD13	1.80	0.47
1:A:347:ILE:HA	1:A:350:ILE:HG22	1.96	0.47
1:E:386:SER:O	1:E:390:VAL:HG23	2.14	0.47
1:L:173:GLY:HA2	1:L:373:LEU:CD2	2.45	0.47
2:Q:94:GLY:O	2:R:15:ARG:NH2	2.46	0.47
1:L:6:VAL:HG12	1:L:522:VAL:HG13	1.97	0.47
1:D:25:ASP:OD1	1:D:97:ARG:NH1	2.40	0.47
1:H:345:LYS:HD3	1:H:345:LYS:HA	1.75	0.47
1:K:347:ILE:HA	1:K:350:ILE:HG22	1.96	0.47
1:G:288:GLN:O	1:G:292:MET:HG3	2.14	0.47
1:N:284:ASN:ND2	1:N:365:LYS:HD2	2.30	0.47
1:B:282:GLY:H	1:B:285:ARG:HH21	1.63	0.47
1:G:23:LEU:HD12	1:G:71:ALA:HB1	1.97	0.47
1:K:354:LEU:HD13	1:K:364:GLU:HG3	1.97	0.47
1:D:177:VAL:HG22	1:D:380:LEU:HD12	1.97	0.47
1:G:177:VAL:HG22	1:G:380:LEU:HD12	1.97	0.47
1:A:420:LEU:HB3	1:A:448:LEU:HD22	1.97	0.47
2:T:101:VAL:HG22	2:U:8:LYS:HA	1.97	0.47
1:N:298:GLY:HA3	1:N:318:LEU:O	2.15	0.47
1:D:372:LYS:HG3	1:D:372:LYS:O	2.15	0.47
1:N:325:ILE:O	1:N:326:VAL:HB	2.14	0.47
1:B:124:VAL:O	1:B:128:ILE:HG12	2.14	0.47
1:F:340:LYS:O	1:F:343:ILE:HG13	2.14	0.47
1:M:413:VAL:HG22	1:M:414:LEU:H	1.78	0.47
1:J:339:ASP:O	1:J:343:ILE:HG12	2.14	0.47
1:N:190:ILE:O	1:N:376:GLY:HA2	2.14	0.47
1:H:255:ASP:HA	1:H:259:LEU:HD23	1.97	0.47
2:R:6:PHE:HB2	2:R:47:VAL:O	2.15	0.47
1:C:89:THR:O	1:C:93:THR:HG23	2.15	0.47
1:M:188:GLU:HB3	1:M:379:VAL:CG2	2.45	0.47
1:F:406:ALA:HB1	1:F:499:LYS:HB3	1.97	0.47

*Continued on next page...*

*Continued from previous page...*

Atom-1	Atom-2	Interatomic distance (Å)	Clash overlap (Å)
1:A:124:VAL:O	1:A:128:ILE:HG12	2.14	0.47
1:H:124:VAL:O	1:H:128:ILE:HG12	2.15	0.47
2:X:18:VAL:HG12	2:X:46:VAL:HA	1.97	0.47
1:E:436:ASP:HA	1:E:439:ILE:HD12	1.98	0.46
1:B:413:VAL:HG22	1:B:414:LEU:H	1.80	0.46
1:G:350:ILE:HG13	1:G:351:ILE:N	2.31	0.46
1:D:321:VAL:HA	1:D:336:GLY:HA2	1.96	0.46
1:K:321:VAL:HA	1:K:336:GLY:HA2	1.96	0.46
1:J:369:ARG:O	1:J:373:LEU:HG	2.14	0.46
1:K:347:ILE:O	1:K:351:ILE:HG12	2.15	0.46
1:A:191:GLU:HA	1:A:374:SER:H	1.80	0.46
1:K:10:ALA:HA	1:K:13:ARG:HB2	1.97	0.46
1:J:418:CYS:O	1:J:422:ARG:HG2	2.15	0.46
1:I:347:ILE:O	1:I:351:ILE:HG12	2.16	0.46
1:J:344:GLU:HA	1:J:347:ILE:HG12	1.98	0.46
1:H:363:LYS:HA	1:H:366:LEU:HD13	1.98	0.46
1:A:89:THR:O	1:A:93:THR:HG23	2.16	0.46
1:L:418:CYS:O	1:L:422:ARG:HG2	2.14	0.46
1:M:306:LEU:HG	1:M:308:LEU:N	2.31	0.46
1:I:192:GLY:N	1:I:373:LEU:HD23	2.30	0.46
1:M:113:PRO:HB2	1:M:517:THR:HA	1.97	0.46
1:J:127:VAL:HG23	1:J:423:CYS:CB	2.45	0.46
1:F:418:CYS:O	1:F:422:ARG:HG2	2.14	0.46
1:M:228:SER:HA	1:M:256:GLY:H	1.80	0.46
1:C:416:GLY:N	3:C:601:ADP:O2'	2.48	0.46
1:B:299:ALA:HA	1:B:318:LEU:HB2	1.97	0.46
1:A:281:PHE:HB3	1:A:284:ASN:HB3	1.98	0.46
1:C:298:GLY:HA3	1:C:318:LEU:O	2.16	0.46
1:A:322:GLY:HA3	1:A:335:LYS:HB2	1.97	0.46
1:N:339:ASP:HB3	1:N:342:GLN:HB2	1.98	0.46
1:G:27:VAL:HG12	1:G:90:THR:HG23	1.98	0.46
1:K:342:GLN:O	1:K:345:LYS:HB3	2.14	0.46
2:V:15:ARG:HB3	2:V:90:LEU:HD11	1.98	0.46
1:F:373:LEU:HD21	1:F:377:VAL:HG22	1.98	0.46
1:B:220:VAL:HG12	1:B:248:VAL:HG22	1.96	0.46
1:A:406:ALA:HB1	1:A:499:LYS:HB3	1.97	0.46
2:S:15:ARG:HB3	2:S:90:LEU:HD11	1.98	0.46
1:E:288:GLN:O	1:E:292:MET:HG3	2.16	0.46
1:H:346:ARG:O	1:H:350:ILE:HD12	2.16	0.46
2:Y:18:VAL:HG12	2:Y:46:VAL:HA	1.97	0.46
2:O:12:LEU:HB3	2:O:13:PHE:H	1.60	0.46

*Continued on next page...*

*Continued from previous page...*

Atom-1	Atom-2	Interatomic distance (Å)	Clash overlap (Å)
1:H:288:GLN:O	1:H:292:MET:HG3	2.16	0.46
1:B:299:ALA:HA	1:B:318:LEU:CB	2.46	0.46
1:A:347:ILE:O	1:A:351:ILE:HG12	2.16	0.46
1:C:413:VAL:HG22	1:C:414:LEU:H	1.81	0.46
1:D:124:VAL:O	1:D:128:ILE:HG12	2.16	0.46
1:A:230:ILE:HD11	2:O:38:GLN:HB2	1.98	0.46
1:B:247:LEU:HD12	1:B:247:LEU:O	2.16	0.46
2:O:70:LYS:HB2	2:O:100:TYR:HB2	1.98	0.46
1:H:89:THR:O	1:H:93:THR:HG23	2.15	0.46
2:Z:20:ARG:HB3	2:Z:41:VAL:HG13	1.98	0.46
1:F:288:GLN:O	1:F:292:MET:HG3	2.16	0.46
1:C:346:ARG:O	1:C:350:ILE:HD12	2.16	0.46
1:K:149:THR:HG22	1:K:156:LYS:HA	1.98	0.46
1:B:443:ILE:O	1:B:447:THR:HG23	2.16	0.46
1:G:230:ILE:O	1:G:234:VAL:HG12	2.16	0.46
1:L:169:VAL:HG12	1:L:173:GLY:HA3	1.97	0.46
1:N:124:VAL:O	1:N:128:ILE:HG12	2.15	0.46
1:N:234:VAL:H	1:N:235:PRO:HD2	1.81	0.46
2:Y:7:ARG:NH1	2:Y:84:ASP:HB2	2.30	0.46
1:F:105:GLU:HB3	1:I:109:LYS:HB2	1.97	0.46
1:F:258:ALA:O	1:F:261:THR:OG1	2.26	0.46
1:G:418:CYS:O	1:G:422:ARG:HG2	2.14	0.46
1:A:207:THR:C	1:A:209:LYS:H	2.20	0.46
1:E:325:ILE:HG13	1:E:325:ILE:O	2.16	0.46
1:B:304:GLU:HG2	1:B:304:GLU:H	1.64	0.46
1:A:271:LEU:HD22	1:A:272:GLN:N	2.31	0.46
1:L:436:ASP:HA	1:L:439:ILE:HD12	1.98	0.46
1:J:188:GLU:HB3	1:J:379:VAL:CG2	2.45	0.46
1:M:327:THR:OG1	1:M:330:ASP:OD1	2.33	0.46
1:H:340:LYS:O	1:H:344:GLU:HG3	2.15	0.46
1:J:214:GLU:HG3	1:J:325:ILE:HG12	1.98	0.46
1:L:214:GLU:HG3	1:L:325:ILE:HG12	1.98	0.46
2:V:20:ARG:HB3	2:V:41:VAL:HG13	1.98	0.46
1:L:183:LEU:HD22	1:L:183:LEU:H	1.81	0.46
2:Z:101:VAL:HG22	2:1:8:LYS:HA	1.98	0.46
1:K:23:LEU:HD12	1:K:71:ALA:HB1	1.97	0.46
1:M:127:VAL:HG23	1:M:423:CYS:CB	2.46	0.46
1:A:413:VAL:HG22	1:A:414:LEU:H	1.81	0.46
1:B:252:GLU:HG2	1:B:285:ARG:NH1	2.30	0.46
1:N:415:GLY:HA3	1:N:494:ILE:HG22	1.98	0.46
1:N:216:GLN:HA	1:N:323:LYS:HA	1.98	0.46

*Continued on next page...*



*Continued from previous page...*

Atom-1	Atom-2	Interatomic distance (Å)	Clash overlap (Å)
1:B:143:GLU:O	1:B:147:VAL:HG13	2.16	0.46
1:E:202:PRO:O	1:E:205:ILE:HG13	2.15	0.46
1:J:239:ILE:HD11	1:J:315:PRO:CD	2.46	0.46
1:J:315:PRO:HA	1:J:318:LEU:HD13	1.98	0.46
1:I:372:LYS:O	1:I:372:LYS:HG3	2.16	0.46
1:I:288:GLN:O	1:I:292:MET:HG3	2.15	0.46
1:I:298:GLY:HA3	1:I:318:LEU:O	2.16	0.46
1:F:369:ARG:O	1:F:373:LEU:HG	2.16	0.45
1:D:219:TYR:OH	1:D:240:ALA:HB2	2.16	0.45
1:C:339:ASP:O	1:C:343:ILE:HG23	2.16	0.45
1:E:347:ILE:O	1:E:351:ILE:HG12	2.15	0.45
1:L:315:PRO:HA	1:L:318:LEU:HD13	1.98	0.45
1:J:520:VAL:HB	1:K:38:VAL:HG22	1.98	0.45
1:I:415:GLY:HA3	1:I:494:ILE:HG22	1.98	0.45
1:N:263:VAL:HA	1:N:266:ARG:HB3	1.98	0.45
1:D:213:CYS:HB3	1:D:326:VAL:HG13	1.98	0.45
1:B:71:ALA:O	1:B:75:GLN:HG3	2.17	0.45
1:B:350:ILE:HD13	1:B:368:GLU:HG2	1.97	0.45
1:B:263:VAL:HG12	1:B:266:ARG:HB2	1.97	0.45
1:I:306:LEU:HD22	1:J:263:VAL:HG21	1.98	0.45
1:H:369:ARG:O	1:H:373:LEU:HG	2.16	0.45
1:N:230:ILE:HB	1:N:231:GLN:H	1.42	0.45
1:G:214:GLU:HG3	1:G:325:ILE:HG12	1.97	0.45
1:M:346:ARG:O	1:M:350:ILE:HD12	2.16	0.45
1:D:258:ALA:O	1:D:261:THR:OG1	2.25	0.45
2:W:20:ARG:HB3	2:W:41:VAL:HG13	1.98	0.45
1:J:232:SER:HB2	1:J:310:LEU:HB3	1.97	0.45
2:Q:18:VAL:HG12	2:Q:46:VAL:HG22	1.98	0.45
1:B:353:GLN:HE22	1:C:328:LYS:HB3	1.81	0.45
1:H:259:LEU:HD12	1:H:260:SER:N	2.32	0.45
1:B:239:ILE:HD11	1:B:315:PRO:N	2.32	0.45
1:F:27:VAL:HG12	1:F:90:THR:HG23	1.99	0.45
1:B:158:ILE:HD11	1:B:393:LYS:HE2	1.98	0.45
1:H:306:LEU:HB2	1:I:259:LEU:HD22	1.99	0.45
1:F:431:THR:O	1:F:431:THR:OG1	2.11	0.45
1:M:183:LEU:H	1:M:183:LEU:HD22	1.81	0.45
1:M:71:ALA:O	1:M:75:GLN:HG3	2.17	0.45
1:C:386:SER:O	1:C:390:VAL:HG13	2.16	0.45
1:C:158:ILE:HD12	1:C:397:VAL:HG22	1.99	0.45
1:A:455:ILE:HD13	3:A:601:ADP:H1'	1.98	0.45
1:C:288:GLN:O	1:C:292:MET:HG3	2.16	0.45

*Continued on next page...*

*Continued from previous page...*

Atom-1	Atom-2	Interatomic distance (Å)	Clash overlap (Å)
1:D:89:THR:O	1:D:93:THR:HG23	2.16	0.45
1:B:312:ASP:OD1	1:B:312:ASP:N	2.50	0.45
1:B:430:LEU:HD12	1:B:430:LEU:HA	1.78	0.45
1:M:303:GLU:HG2	1:M:305:GLY:N	2.27	0.45
1:B:213:CYS:SG	1:B:274:VAL:HG21	2.57	0.45
1:G:71:ALA:O	1:G:75:GLN:HG3	2.16	0.45
1:K:248:VAL:HG11	1:K:324:VAL:HG21	1.99	0.45
1:N:325:ILE:O	1:N:325:ILE:HG13	2.17	0.45
1:K:370:LEU:O	1:K:373:LEU:HB2	2.16	0.45
1:C:342:GLN:HE21	1:C:342:GLN:HB2	1.53	0.45
2:1:56:LYS:HB2	2:1:61:GLN:OE1	2.17	0.45
1:N:358:THR:HA	1:N:359:SER:HA	1.50	0.45
1:I:258:ALA:O	1:I:261:THR:OG1	2.28	0.45
1:E:321:VAL:HA	1:E:336:GLY:HA2	1.98	0.45
1:A:361:TYR:CD1	1:A:361:TYR:O	2.69	0.45
1:E:231:GLN:OE1	1:E:231:GLN:N	2.50	0.45
1:K:230:ILE:O	1:K:234:VAL:HG12	2.17	0.45
1:J:436:ASP:HA	1:J:439:ILE:HD12	1.99	0.45
1:J:461:VAL:HG12	1:J:462:GLU:N	2.32	0.45
1:B:294:ILE:HD12	1:B:342:GLN:HG2	1.98	0.45
1:H:347:ILE:O	1:H:351:ILE:HG12	2.17	0.45
1:K:207:THR:C	1:K:209:LYS:H	2.20	0.45
1:B:165:ALA:O	1:B:169:VAL:HG22	2.17	0.45
1:I:321:VAL:HA	1:I:336:GLY:HA2	1.99	0.45
1:E:143:GLU:O	1:E:147:VAL:HG13	2.16	0.45
1:H:183:LEU:HD22	1:H:183:LEU:H	1.82	0.45
1:N:196:ASP:N	1:N:196:ASP:OD1	2.45	0.45
1:J:258:ALA:O	1:J:261:THR:OG1	2.33	0.45
1:D:219:TYR:CE2	1:D:318:LEU:HD22	2.52	0.45
1:C:176:THR:HG21	1:C:369:ARG:HD3	1.98	0.45
1:C:27:VAL:HG23	1:C:53:GLY:HA2	1.98	0.45
1:F:120:VAL:HG13	1:F:444:ILE:HD11	1.99	0.45
1:G:165:ALA:O	1:G:169:VAL:HG22	2.17	0.45
1:L:413:VAL:HG22	1:L:414:LEU:H	1.81	0.45
2:S:13:PHE:N	2:S:13:PHE:HD1	2.15	0.45
1:K:356:VAL:HG23	1:K:357:THR:N	2.32	0.45
1:N:353:GLN:HG2	1:N:366:LEU:HD11	1.99	0.45
1:I:413:VAL:HG22	1:I:414:LEU:H	1.81	0.45
1:C:238:GLU:HG2	2:Q:29:GLY:HA3	1.99	0.45
1:E:258:ALA:O	1:E:261:THR:OG1	2.27	0.45
1:A:415:GLY:HA3	1:A:494:ILE:HG22	1.99	0.45

*Continued on next page...*

*Continued from previous page...*

Atom-1	Atom-2	Interatomic distance (Å)	Clash overlap (Å)
1:B:431:THR:OG1	1:B:431:THR:O	2.15	0.45
1:M:174:VAL:HG23	1:M:372:LYS:HG2	1.98	0.45
1:L:116:ILE:HG13	1:L:436:ASP:HB3	1.99	0.45
1:G:393:LYS:O	1:G:397:VAL:HG23	2.17	0.45
1:A:230:ILE:O	1:A:233:ILE:HG22	2.16	0.45
1:J:359:SER:O	1:J:361:TYR:N	2.41	0.45
2:S:83:LEU:CB	2:S:84:ASP:HB2	2.43	0.45
2:Z:46:VAL:HG12	2:Z:67:VAL:HA	1.99	0.45
1:D:263:VAL:HA	1:D:266:ARG:HB3	1.99	0.45
1:I:393:LYS:O	1:I:397:VAL:HG23	2.17	0.45
1:L:227:ILE:HB	1:L:254:VAL:HG22	1.99	0.45
1:H:413:VAL:HG22	1:H:414:LEU:H	1.81	0.45
1:H:232:SER:HB2	1:H:310:LEU:HB2	1.98	0.45
1:J:259:LEU:O	1:J:263:VAL:HG22	2.16	0.44
1:A:294:ILE:HG23	1:A:342:GLN:HE21	1.82	0.44
1:H:340:LYS:HG2	1:H:340:LYS:H	1.61	0.44
1:C:415:GLY:HA3	1:C:494:ILE:HG22	1.99	0.44
1:M:340:LYS:O	1:M:343:ILE:HG13	2.17	0.44
1:A:25:ASP:OD1	1:A:97:ARG:NH1	2.46	0.44
1:N:178:LYS:HE2	1:N:379:VAL:HG11	2.00	0.44
2:S:35:GLU:HG2	2:S:35:GLU:O	2.17	0.44
1:M:174:VAL:HG11	1:M:369:ARG:HG2	1.98	0.44
1:J:344:GLU:HG2	1:J:345:LYS:N	2.32	0.44
1:B:227:ILE:HB	1:B:254:VAL:HG22	1.99	0.44
1:I:406:ALA:HB1	1:I:499:LYS:HB3	1.98	0.44
2:Q:20:ARG:NH1	2:Q:41:VAL:O	2.47	0.44
1:J:202:PRO:O	1:J:205:ILE:HG13	2.17	0.44
1:N:13:ARG:NH2	1:N:519:GLU:OE1	2.49	0.44
1:D:362:GLU:HG2	1:D:362:GLU:O	2.17	0.44
1:F:306:LEU:HD21	1:F:308:LEU:HD12	2.00	0.44
1:L:372:LYS:HG2	1:L:377:VAL:HG13	1.99	0.44
1:F:436:ASP:HA	1:F:439:ILE:HD12	1.99	0.44
2:T:70:LYS:HB2	2:T:100:TYR:HB2	2.00	0.44
1:C:206:ASN:OD1	1:C:207:THR:HG23	2.17	0.44
1:E:105:GLU:HB3	1:J:109:LYS:HB2	1.98	0.44
2:P:56:LYS:HD3	2:Q:55:GLY:HA2	1.98	0.44
2:U:20:ARG:HG2	2:U:21:SER:O	2.17	0.44
1:G:109:LYS:HB2	1:H:105:GLU:HB3	2.00	0.44
1:B:199:TYR:CE1	1:B:204:PHE:CZ	3.05	0.44
1:I:430:LEU:HD12	1:I:430:LEU:HA	1.78	0.44
1:B:322:GLY:O	1:B:323:LYS:HG3	2.18	0.44

*Continued on next page...*

*Continued from previous page...*

Atom-1	Atom-2	Interatomic distance (Å)	Clash overlap (Å)
1:A:443:ILE:O	1:A:447:THR:HG23	2.17	0.44
1:D:339:ASP:O	1:D:343:ILE:HG13	2.17	0.44
1:B:346:ARG:O	1:B:350:ILE:HD12	2.18	0.44
1:E:219:TYR:CD1	1:E:318:LEU:HD13	2.51	0.44
1:D:255:ASP:HA	1:D:259:LEU:HD12	1.99	0.44
1:A:120:VAL:HG13	1:A:444:ILE:HD11	1.99	0.44
1:A:116:ILE:HG13	1:A:436:ASP:HB3	2.00	0.44
1:F:318:LEU:HB3	1:F:319:GLY:H	1.62	0.44
1:M:258:ALA:O	1:M:261:THR:OG1	2.32	0.44
1:M:393:LYS:O	1:M:397:VAL:HG23	2.18	0.44
1:N:183:LEU:HD22	1:N:183:LEU:H	1.82	0.44
2:U:15:ARG:HB3	2:U:90:LEU:HD11	1.99	0.44
1:B:357:THR:O	1:B:357:THR:HG23	2.18	0.44
1:B:422:ARG:O	1:B:425:PRO:HD2	2.17	0.44
1:D:461:VAL:HG12	1:D:462:GLU:N	2.33	0.44
1:L:422:ARG:O	1:L:425:PRO:HD2	2.18	0.44
1:L:238:GLU:HG2	2:Z:29:GLY:HA3	1.98	0.44
1:C:355:ASP:OD1	1:C:356:VAL:HG13	2.17	0.44
1:B:214:GLU:O	1:B:215:PHE:HD1	2.01	0.44
2:Z:18:VAL:HG12	2:Z:46:VAL:HG22	1.98	0.44
1:L:135:SER:HB2	1:L:498:THR:HG21	1.98	0.44
1:N:306:LEU:HA	1:N:307:THR:CB	2.47	0.44
1:L:373:LEU:HB3	1:L:374:SER:O	2.17	0.44
1:B:290:LYS:O	1:B:294:ILE:HG12	2.18	0.44
1:L:239:ILE:HD11	1:L:315:PRO:HD3	1.99	0.44
1:N:216:GLN:O	1:N:218:ALA:N	2.51	0.44
1:D:187:LEU:HD11	1:D:378:ALA:HB1	1.99	0.44
1:C:202:PRO:O	1:C:205:ILE:HG13	2.18	0.44
1:N:255:ASP:OD1	1:N:256:GLY:N	2.51	0.44
1:E:207:THR:C	1:E:209:LYS:H	2.21	0.44
1:K:297:GLY:O	1:K:319:GLY:HA2	2.18	0.44
1:H:372:LYS:HG3	1:H:372:LYS:O	2.18	0.44
2:X:96:ILE:O	2:Y:15:ARG:NH1	2.51	0.44
1:H:461:VAL:HG12	1:H:462:GLU:N	2.32	0.44
1:C:318:LEU:HB3	1:C:319:GLY:H	1.60	0.44
2:R:94:GLY:O	2:S:15:ARG:NH2	2.50	0.44
2:R:10:LEU:HA	2:R:11:PRO:HD2	1.89	0.44
1:K:365:LYS:O	1:K:369:ARG:HG2	2.18	0.44
1:H:149:THR:CG2	1:H:156:LYS:HA	2.48	0.44
2:W:6:PHE:O	2:W:8:LYS:N	2.50	0.44
1:J:413:VAL:HG22	1:J:414:LEU:H	1.82	0.44

*Continued on next page...*

*Continued from previous page...*

Atom-1	Atom-2	Interatomic distance (Å)	Clash overlap (Å)
1:D:418:CYS:O	1:D:422:ARG:HG2	2.17	0.44
1:D:233:ILE:HD11	1:D:249:ILE:HD13	2.00	0.44
2:S:18:VAL:HG23	2:S:46:VAL:HA	2.00	0.44
1:F:229:SER:HB2	1:F:257:GLU:HB2	2.00	0.44
1:D:188:GLU:HB3	1:D:379:VAL:CG2	2.48	0.44
1:G:464:SER:HB3	1:I:464:SER:HB2	2.00	0.44
1:F:263:VAL:HA	1:F:266:ARG:HB3	2.00	0.44
1:D:259:LEU:O	1:D:263:VAL:HG22	2.18	0.44
1:A:229:SER:HB2	1:A:231:GLN:OE1	2.18	0.44
2:W:4:GLN:H	2:W:49:VAL:HG23	1.82	0.44
1:I:7:LYS:HB3	1:I:12:ALA:HB2	2.00	0.44
2:Y:98:GLY:HA3	2:Z:9:PHE:CE1	2.53	0.44
1:M:369:ARG:O	1:M:373:LEU:HB2	2.18	0.44
1:F:124:VAL:O	1:F:128:ILE:HG12	2.18	0.44
1:K:116:ILE:HG13	1:K:436:ASP:HB3	2.00	0.44
2:O:6:PHE:O	2:O:8:LYS:N	2.51	0.44
1:E:359:SER:HA	1:E:360:GLU:HA	1.74	0.44
1:D:2:SER:HB3	1:D:4:LYS:HZ3	1.83	0.44
1:B:81:THR:HG21	1:B:92:ALA:CB	2.48	0.44
1:J:207:THR:C	1:J:209:LYS:H	2.22	0.44
1:N:240:ALA:C	1:N:242:ALA:H	2.21	0.44
1:N:321:VAL:HA	1:N:336:GLY:HA2	1.99	0.44
1:C:321:VAL:HA	1:C:336:GLY:HA2	1.99	0.44
2:Q:100:TYR:HD1	2:R:8:LYS:O	2.00	0.44
1:B:183:LEU:HD22	1:B:183:LEU:H	1.82	0.44
1:E:413:VAL:HG22	1:E:414:LEU:H	1.81	0.43
1:C:340:LYS:HG2	1:C:340:LYS:H	1.57	0.43
1:F:472:GLN:NE2	1:J:472:GLN:OE1	2.51	0.43
1:I:232:SER:HB2	1:I:310:LEU:HB2	2.00	0.43
2:R:18:VAL:HG12	2:R:46:VAL:HA	1.99	0.43
1:K:218:ALA:HB2	1:K:246:PRO:HG2	2.00	0.43
1:B:264:LEU:HD12	1:B:267:LEU:HD13	1.99	0.43
1:I:166:MET:HG2	1:I:171:ARG:HA	2.00	0.43
1:H:443:ILE:O	1:H:447:THR:HG23	2.19	0.43
1:G:227:ILE:HG21	1:G:233:ILE:HD13	1.98	0.43
1:N:235:PRO:O	1:N:239:ILE:N	2.41	0.43
1:J:228:SER:HA	1:J:255:ASP:O	2.18	0.43
1:I:327:THR:OG1	1:I:330:ASP:OD1	2.34	0.43
1:C:424:ILE:HG23	1:C:445:LYS:HG3	2.01	0.43
1:H:202:PRO:O	1:H:205:ILE:HG13	2.18	0.43
2:P:24:GLU:O	2:P:33:LEU:HD11	2.18	0.43

*Continued on next page...*

*Continued from previous page...*

Atom-1	Atom-2	Interatomic distance (Å)	Clash overlap (Å)
1:I:281:PHE:HD1	1:I:281:PHE:HA	1.71	0.43
1:G:420:LEU:HD23	1:G:505:LEU:HD12	2.00	0.43
1:F:393:LYS:O	1:F:397:VAL:HG23	2.17	0.43
1:H:176:THR:HG21	1:H:369:ARG:NH2	2.33	0.43
1:B:393:LYS:O	1:B:397:VAL:HG23	2.18	0.43
1:I:421:LEU:HD21	1:I:467:VAL:HG13	1.98	0.43
1:E:420:LEU:HB3	1:E:448:LEU:HD22	2.01	0.43
1:E:248:VAL:HG11	1:E:324:VAL:HG11	2.00	0.43
1:H:203:TYR:CD1	1:H:267:LEU:HD11	2.53	0.43
1:A:436:ASP:HA	1:A:439:ILE:HD12	2.01	0.43
1:C:340:LYS:O	1:C:343:ILE:HG13	2.17	0.43
1:D:116:ILE:HG13	1:D:436:ASP:HB3	2.01	0.43
1:D:436:ASP:HA	1:D:439:ILE:HD12	2.01	0.43
1:C:422:ARG:O	1:C:425:PRO:HD2	2.18	0.43
1:I:422:ARG:O	1:I:425:PRO:HD2	2.19	0.43
1:D:74:VAL:HA	1:D:77:VAL:HG13	2.00	0.43
1:I:322:GLY:HA3	1:I:335:LYS:HB2	1.99	0.43
1:K:340:LYS:HG2	1:K:340:LYS:H	1.62	0.43
1:H:436:ASP:HA	1:H:439:ILE:HD12	2.00	0.43
1:M:178:LYS:O	1:M:381:LYS:HA	2.18	0.43
2:Q:75:GLU:HG3	2:Q:76:TYR:CD1	2.47	0.43
1:H:239:ILE:HD11	1:H:315:PRO:HD3	2.00	0.43
1:H:373:LEU:HD21	1:H:377:VAL:HG22	2.01	0.43
1:J:116:ILE:HG13	1:J:436:ASP:HB3	2.01	0.43
1:N:234:VAL:O	1:N:238:GLU:HG2	2.18	0.43
1:M:315:PRO:HA	1:M:318:LEU:HD13	1.99	0.43
2:P:18:VAL:HG12	2:P:46:VAL:HA	2.00	0.43
1:M:216:GLN:HA	1:M:323:LYS:HA	2.00	0.43
1:D:166:MET:HG2	1:D:171:ARG:HA	2.00	0.43
1:B:166:MET:HG2	1:B:171:ARG:HA	1.99	0.43
1:I:340:LYS:O	1:I:343:ILE:HG13	2.17	0.43
1:D:341:ALA:O	1:D:344:GLU:HG3	2.18	0.43
1:E:339:ASP:OD2	1:E:342:GLN:NE2	2.48	0.43
1:D:251:ALA:HB3	1:D:254:VAL:HG23	2.01	0.43
1:E:259:LEU:O	1:E:263:VAL:HG22	2.19	0.43
1:C:393:LYS:O	1:C:397:VAL:HG23	2.18	0.43
2:Q:26:VAL:HG12	2:Q:32:MET:HG2	1.99	0.43
1:F:450:ILE:O	1:F:453:MET:HG2	2.18	0.43
1:A:263:VAL:HA	1:A:266:ARG:HB3	2.00	0.43
2:X:54:LYS:NZ	2:X:58:GLY:O	2.42	0.43
1:B:214:GLU:HG3	1:B:325:ILE:HG12	2.00	0.43

*Continued on next page...*

*Continued from previous page...*

Atom-1	Atom-2	Interatomic distance (Å)	Clash overlap (Å)
2:W:7:ARG:HG2	2:W:84:ASP:OD2	2.18	0.43
1:D:232:SER:HB2	1:D:310:LEU:HB2	2.00	0.43
1:A:339:ASP:O	1:A:343:ILE:HG13	2.19	0.43
1:N:461:VAL:HG12	1:N:462:GLU:N	2.32	0.43
1:L:347:ILE:HA	1:L:350:ILE:HG22	1.99	0.43
1:E:27:VAL:HG12	1:E:90:THR:HG23	2.00	0.43
1:M:202:PRO:O	1:M:205:ILE:HG13	2.19	0.43
2:2:17:LEU:HD11	2:2:81:VAL:HG21	1.99	0.43
1:C:258:ALA:O	1:C:261:THR:OG1	2.31	0.43
2:U:70:LYS:HB2	2:U:100:TYR:HB2	2.01	0.43
1:A:207:THR:O	1:A:208:SER:OG	2.31	0.43
1:K:174:VAL:HG23	1:K:372:LYS:HG2	2.01	0.43
2:X:56:LYS:HD3	2:Y:55:GLY:HA2	2.00	0.43
1:A:251:ALA:O	1:A:278:ALA:N	2.51	0.43
1:K:258:ALA:O	1:K:261:THR:OG1	2.31	0.43
1:A:98:SER:OG	1:A:447:THR:HG22	2.19	0.43
2:Y:56:LYS:HD3	2:Z:54:LYS:HG3	2.01	0.43
1:G:116:ILE:HG13	1:G:436:ASP:HB3	2.01	0.43
1:B:147:VAL:O	1:B:150:ILE:HG13	2.18	0.43
1:K:166:MET:HG2	1:K:171:ARG:HA	2.01	0.43
1:G:166:MET:HG2	1:G:171:ARG:HA	2.01	0.43
1:I:216:GLN:HA	1:I:323:LYS:HA	2.01	0.43
2:T:18:VAL:HG12	2:T:46:VAL:HA	2.00	0.43
2:O:75:GLU:HG3	2:O:76:TYR:CD1	2.46	0.43
1:M:27:VAL:HG23	1:M:53:GLY:HA2	2.01	0.43
1:H:120:VAL:HG13	1:H:444:ILE:HD11	2.01	0.43
1:N:393:LYS:O	1:N:397:VAL:HG23	2.18	0.43
1:B:353:GLN:O	1:B:354:LEU:HB3	2.18	0.43
1:H:149:THR:HG22	1:H:156:LYS:HA	2.00	0.43
1:J:89:THR:O	1:J:93:THR:HG23	2.19	0.43
2:V:34:PRO:O	2:V:35:GLU:HG3	2.18	0.43
1:C:6:VAL:HG12	1:C:522:VAL:HG13	1.99	0.43
1:I:22:LEU:HD12	1:I:62:LEU:HD11	2.00	0.43
1:H:206:ASN:OD1	1:H:207:THR:HG23	2.19	0.43
1:N:301:PHE:HB3	1:N:310:LEU:HG	2.01	0.42
1:B:304:GLU:OE2	1:C:260:SER:HB3	2.19	0.42
1:C:255:ASP:OD1	1:C:256:GLY:N	2.52	0.42
1:M:268:LYS:HZ2	2:1:32:MET:HB2	1.83	0.42
1:B:120:VAL:HG13	1:B:444:ILE:HD11	2.01	0.42
1:E:116:ILE:HG13	1:E:436:ASP:HB3	2.01	0.42
2:U:6:PHE:O	2:U:8:LYS:N	2.52	0.42

*Continued on next page...*

*Continued from previous page...*

Atom-1	Atom-2	Interatomic distance (Å)	Clash overlap (Å)
1:K:372:LYS:HG3	1:K:372:LYS:O	2.19	0.42
1:D:22:LEU:HD23	1:D:62:LEU:HD11	2.01	0.42
1:B:241:ASN:ND2	1:B:271:LEU:HD22	2.34	0.42
1:N:347:ILE:O	1:N:351:ILE:HG12	2.19	0.42
1:F:207:THR:O	1:F:208:SER:OG	2.30	0.42
1:J:421:LEU:HD21	1:J:467:VAL:HG13	2.00	0.42
1:B:280:GLY:O	1:B:281:PHE:HB2	2.18	0.42
2:U:18:VAL:HG23	2:U:46:VAL:HA	2.01	0.42
2:T:97:LEU:HD23	2:U:15:ARG:HE	1.83	0.42
1:A:114:VAL:O	1:A:117:ARG:HB3	2.18	0.42
1:A:10:ALA:HA	1:A:13:ARG:HB2	2.01	0.42
2:U:56:LYS:HB2	2:U:61:GLN:OE1	2.19	0.42
2:W:18:VAL:HG12	2:W:46:VAL:HA	2.00	0.42
1:M:25:ASP:OD1	1:M:97:ARG:NH1	2.46	0.42
1:A:175:ILE:HD12	1:A:405:ARG:HH21	1.82	0.42
1:G:365:LYS:O	1:G:368:GLU:HG2	2.19	0.42
1:I:263:VAL:HA	1:I:266:ARG:HB3	2.01	0.42
1:G:202:PRO:O	1:G:205:ILE:HG13	2.19	0.42
1:E:149:THR:HG22	1:E:156:LYS:HA	2.01	0.42
1:D:363:LYS:HB3	1:D:366:LEU:HD23	2.01	0.42
1:K:340:LYS:HA	1:K:343:ILE:HG12	2.01	0.42
1:H:401:LEU:O	1:H:405:ARG:HG2	2.19	0.42
1:K:225:LYS:HA	1:K:225:LYS:HD2	1.89	0.42
1:H:469:LYS:HD3	1:H:469:LYS:HA	1.84	0.42
1:I:290:LYS:HE3	1:I:346:ARG:HH12	1.85	0.42
1:G:436:ASP:HA	1:G:439:ILE:HD12	2.02	0.42
1:I:252:GLU:HG3	1:I:285:ARG:NH1	2.35	0.42
1:A:422:ARG:O	1:A:425:PRO:HD2	2.19	0.42
1:H:259:LEU:O	1:H:263:VAL:HG22	2.19	0.42
1:J:74:VAL:HA	1:J:77:VAL:HG13	2.01	0.42
1:I:147:VAL:O	1:I:150:ILE:HG13	2.19	0.42
2:1:27:THR:OG1	2:1:28:LYS:HD2	2.20	0.42
1:K:158:ILE:HD11	1:K:393:LYS:HE2	2.01	0.42
1:E:322:GLY:HA3	1:E:335:LYS:HB2	2.00	0.42
1:L:258:ALA:O	1:L:261:THR:OG1	2.29	0.42
1:M:174:VAL:HB	1:M:377:VAL:HG12	2.00	0.42
2:P:6:PHE:HB3	2:P:48:ALA:HB2	2.02	0.42
1:D:120:VAL:HG13	1:D:444:ILE:HD11	2.01	0.42
1:A:69:ILE:HD12	1:B:47:PRO:HB3	2.01	0.42
1:F:422:ARG:O	1:F:425:PRO:HD2	2.19	0.42
1:G:188:GLU:HB3	1:G:379:VAL:CG2	2.50	0.42

*Continued on next page...*



*Continued from previous page...*

Atom-1	Atom-2	Interatomic distance (Å)	Clash overlap (Å)
1:B:98:SER:OG	1:B:447:THR:HG22	2.20	0.42
1:J:114:VAL:O	1:J:117:ARG:HB3	2.19	0.42
1:F:207:THR:C	1:F:209:LYS:H	2.22	0.42
1:L:7:LYS:HB3	1:L:12:ALA:HB2	2.01	0.42
1:E:52:ASP:O	1:E:56:VAL:HG23	2.20	0.42
1:H:253:ASP:OD1	1:H:254:VAL:N	2.53	0.42
1:E:469:LYS:HD3	1:E:469:LYS:HA	1.81	0.42
1:M:89:THR:O	1:M:93:THR:HG23	2.20	0.42
1:L:201:SER:HA	1:L:202:PRO:HD2	1.85	0.42
1:G:95:LEU:O	1:G:99:ILE:HD12	2.20	0.42
1:E:280:GLY:HA2	1:E:281:PHE:HA	1.76	0.42
1:L:173:GLY:HA2	1:L:373:LEU:HD22	2.01	0.42
1:L:176:THR:HG21	1:L:369:ARG:HD3	2.02	0.42
1:D:393:LYS:O	1:D:397:VAL:HG23	2.19	0.42
1:B:356:VAL:O	1:B:357:THR:HG22	2.20	0.42
1:D:147:VAL:O	1:D:150:ILE:HG13	2.18	0.42
1:A:95:LEU:O	1:A:99:ILE:HD12	2.19	0.42
1:C:259:LEU:O	1:C:263:VAL:HG23	2.20	0.42
1:E:318:LEU:HB2	1:E:319:GLY:H	1.54	0.42
1:H:318:LEU:HB3	1:H:319:GLY:H	1.60	0.42
1:J:282:GLY:O	1:J:285:ARG:HG2	2.19	0.42
1:E:215:PHE:CE1	1:E:272:GLN:HB3	2.54	0.42
1:K:288:GLN:O	1:K:292:MET:HG3	2.20	0.42
1:N:248:VAL:HG13	1:N:274:VAL:HG13	2.02	0.42
1:A:355:ASP:OD1	1:A:356:VAL:N	2.53	0.42
1:I:253:ASP:OD1	1:I:254:VAL:N	2.53	0.42
1:B:322:GLY:CA	1:B:335:LYS:HB3	2.29	0.42
1:A:287:ASN:HA	1:A:290:LYS:HG2	2.01	0.42
1:E:120:VAL:HG13	1:E:444:ILE:HD11	2.02	0.42
1:A:191:GLU:HB2	1:A:374:SER:HA	2.02	0.42
1:C:455:ILE:HD13	3:C:601:ADP:H1'	2.02	0.42
1:G:284:ASN:ND2	1:G:365:LYS:HD2	2.35	0.42
2:Q:34:PRO:HG2	2:Q:37:SER:HB3	2.01	0.42
1:G:421:LEU:HD21	1:G:467:VAL:HG13	2.00	0.42
1:F:197:ARG:HG3	1:F:279:PRO:HA	2.01	0.42
1:G:303:GLU:HG3	1:G:304:GLU:N	2.35	0.42
1:L:339:ASP:HB3	1:L:342:GLN:HB3	2.02	0.42
1:E:344:GLU:HG2	1:E:345:LYS:N	2.34	0.42
1:A:255:ASP:CG	1:A:256:GLY:H	2.22	0.42
1:J:239:ILE:HD11	1:J:315:PRO:HG3	2.02	0.42
2:U:46:VAL:HG12	2:U:69:ASP:O	2.20	0.42

*Continued on next page...*

*Continued from previous page...*

Atom-1	Atom-2	Interatomic distance (Å)	Clash overlap (Å)
1:M:253:ASP:OD1	1:M:254:VAL:N	2.51	0.42
1:C:95:LEU:O	1:C:99:ILE:HD12	2.20	0.42
1:C:248:VAL:HG11	1:C:324:VAL:HG11	2.01	0.42
1:N:187:LEU:HD11	1:N:378:ALA:HB1	2.02	0.42
2:1:7:ARG:O	2:1:8:LYS:HG2	2.19	0.41
1:C:23:LEU:HD12	1:C:71:ALA:HB1	2.01	0.41
1:C:278:ALA:HB1	1:C:289:LEU:HD11	2.02	0.41
1:I:120:VAL:HG13	1:I:444:ILE:HD11	2.02	0.41
1:B:116:ILE:HG13	1:B:436:ASP:HB3	2.01	0.41
1:B:455:ILE:HD13	3:B:601:ADP:H1'	2.02	0.41
1:K:69:ILE:HD12	1:L:47:PRO:HB3	2.02	0.41
1:C:22:LEU:HD23	1:C:62:LEU:HD11	2.02	0.41
1:M:436:ASP:HA	1:M:439:ILE:HD12	2.02	0.41
1:D:406:ALA:HB1	1:D:499:LYS:HB3	2.02	0.41
1:A:169:VAL:HG12	1:A:173:GLY:HA3	2.00	0.41
2:S:83:LEU:N	2:S:84:ASP:O	2.53	0.41
1:E:354:LEU:O	1:E:356:VAL:N	2.53	0.41
1:L:255:ASP:CG	1:L:256:GLY:H	2.24	0.41
1:N:91:THR:OG1	3:N:601:ADP:O3B	2.35	0.41
1:N:422:ARG:O	1:N:425:PRO:HD2	2.20	0.41
2:2:6:PHE:O	2:2:9:PHE:N	2.29	0.41
1:M:318:LEU:HB3	1:M:319:GLY:H	1.59	0.41
1:C:158:ILE:HD11	1:C:393:LYS:HE2	2.02	0.41
1:G:199:TYR:OH	1:G:205:ILE:HD11	2.19	0.41
1:J:54:VAL:O	1:J:58:LYS:HG3	2.20	0.41
1:B:464:SER:HB2	1:N:464:SER:HB2	2.02	0.41
1:I:454:THR:O	1:I:458:ASN:ND2	2.36	0.41
1:N:326:VAL:HG11	1:N:331:ALA:HA	2.02	0.41
2:S:6:PHE:HB3	2:S:48:ALA:HB2	2.02	0.41
1:E:358:THR:HA	1:E:361:TYR:HB2	2.02	0.41
1:F:219:TYR:HA	1:F:319:GLY:O	2.21	0.41
1:N:116:ILE:HG13	1:N:436:ASP:HB3	2.01	0.41
1:H:149:THR:HG23	1:H:159:GLY:HA3	2.02	0.41
2:1:18:VAL:HG12	2:1:46:VAL:HA	2.01	0.41
2:V:59:GLU:HG3	2:V:60:ILE:N	2.35	0.41
1:D:175:ILE:HD12	1:D:405:ARG:HH21	1.85	0.41
1:K:216:GLN:HA	1:K:323:LYS:HA	2.02	0.41
2:U:35:GLU:HA	2:U:38:GLN:HB2	2.02	0.41
1:B:95:LEU:O	1:B:99:ILE:HD12	2.20	0.41
1:G:359:SER:O	1:G:362:GLU:N	2.48	0.41
1:H:219:TYR:HA	1:H:319:GLY:O	2.20	0.41

*Continued on next page...*

*Continued from previous page...*

Atom-1	Atom-2	Interatomic distance (Å)	Clash overlap (Å)
2:U:43:GLN:HG2	2:U:72:LEU:HD21	2.01	0.41
2:P:100:TYR:CE1	2:Q:9:PHE:HD1	2.39	0.41
1:F:280:GLY:HA2	1:F:285:ARG:HE	1.85	0.41
1:N:345:LYS:HE2	1:N:349:GLU:OE2	2.19	0.41
1:C:345:LYS:HE3	1:D:328:LYS:HE2	2.02	0.41
1:G:312:ASP:N	1:G:312:ASP:OD1	2.53	0.41
1:M:306:LEU:HG	1:M:308:LEU:H	1.84	0.41
1:H:95:LEU:O	1:H:99:ILE:HD12	2.19	0.41
1:C:340:LYS:O	1:C:344:GLU:HG3	2.20	0.41
1:N:235:PRO:HA	1:N:238:GLU:HB2	2.01	0.41
2:X:54:LYS:HA	2:X:60:ILE:HD13	2.02	0.41
1:A:321:VAL:HA	1:A:336:GLY:HA2	2.01	0.41
1:C:147:VAL:O	1:C:150:ILE:HG13	2.20	0.41
2:P:7:ARG:O	2:P:8:LYS:HG2	2.20	0.41
1:J:347:ILE:O	1:J:351:ILE:HG12	2.20	0.41
1:F:297:GLY:O	1:F:319:GLY:HA2	2.20	0.41
1:N:339:ASP:O	1:N:343:ILE:HG13	2.20	0.41
1:L:216:GLN:HA	1:L:323:LYS:HA	2.03	0.41
1:E:69:ILE:HG23	1:F:47:PRO:HG3	2.02	0.41
1:B:347:ILE:HG13	1:B:348:GLN:N	2.36	0.41
1:D:255:ASP:CG	1:D:256:GLY:H	2.24	0.41
1:E:422:ARG:O	1:E:425:PRO:HD2	2.20	0.41
2:X:6:PHE:HZ	2:X:7:ARG:HH11	1.69	0.41
1:G:188:GLU:HB3	1:G:379:VAL:HG23	2.03	0.41
1:L:288:GLN:O	1:L:292:MET:HG3	2.21	0.41
1:L:95:LEU:O	1:L:99:ILE:HD12	2.21	0.41
1:L:332:MET:HE2	1:L:332:MET:HB3	1.97	0.41
1:A:225:LYS:HD2	1:A:225:LYS:HA	1.86	0.41
1:J:95:LEU:O	1:J:99:ILE:HD12	2.20	0.41
1:D:370:LEU:HA	1:D:373:LEU:HD12	2.03	0.41
1:H:422:ARG:O	1:H:425:PRO:HD2	2.20	0.41
2:S:46:VAL:HG12	2:S:69:ASP:O	2.21	0.41
1:M:95:LEU:O	1:M:99:ILE:HD12	2.20	0.41
1:H:214:GLU:HG3	1:H:325:ILE:HG12	2.02	0.41
1:B:415:GLY:HA3	1:B:494:ILE:HG22	2.03	0.41
1:H:228:SER:O	1:H:256:GLY:HA3	2.21	0.41
1:F:74:VAL:HA	1:F:77:VAL:HG13	2.02	0.41
1:K:418:CYS:O	1:K:422:ARG:HG2	2.19	0.41
1:I:455:ILE:HD11	3:I:601:ADP:H4'	2.02	0.41
1:L:312:ASP:OD1	1:L:312:ASP:N	2.52	0.41
1:K:227:ILE:HG21	1:K:233:ILE:HD13	2.02	0.41

*Continued on next page...*

*Continued from previous page...*

Atom-1	Atom-2	Interatomic distance (Å)	Clash overlap (Å)
1:K:436:ASP:HA	1:K:439:ILE:HD12	2.03	0.41
2:W:7:ARG:HD2	2:W:7:ARG:HA	1.74	0.41
1:L:393:LYS:O	1:L:397:VAL:HG13	2.21	0.41
1:A:498:THR:O	1:A:502:ARG:HG2	2.21	0.41
1:A:280:GLY:HA2	1:A:285:ARG:CD	2.51	0.41
1:J:373:LEU:HD21	1:J:377:VAL:HG22	2.01	0.41
1:K:149:THR:CG2	1:K:156:LYS:HA	2.51	0.41
1:N:259:LEU:O	1:N:263:VAL:HG22	2.21	0.41
1:J:206:ASN:OD1	1:J:207:THR:HG23	2.21	0.41
1:B:264:LEU:HG	1:B:264:LEU:O	2.20	0.41
1:B:488:ASN:HB3	1:B:491:GLU:HB3	2.01	0.41
1:G:219:TYR:HA	1:G:319:GLY:O	2.21	0.41
1:C:221:LEU:HD23	1:C:249:ILE:HG23	2.01	0.41
1:G:264:LEU:O	1:G:268:LYS:HB2	2.21	0.41
1:J:253:ASP:OD1	1:J:254:VAL:N	2.53	0.41
1:J:363:LYS:H	1:J:363:LYS:HG2	1.66	0.41
1:E:107:ILE:HG13	1:E:107:ILE:O	2.19	0.41
1:G:469:LYS:HD3	1:G:469:LYS:HA	1.89	0.41
1:A:188:GLU:HB3	1:A:379:VAL:CG2	2.51	0.41
1:N:450:ILE:O	1:N:453:MET:HG2	2.21	0.41
1:I:436:ASP:HA	1:I:439:ILE:HD12	2.03	0.41
2:2:26:VAL:HG23	2:2:27:THR:HG22	2.03	0.41
1:L:248:VAL:HG11	1:L:324:VAL:HG21	2.03	0.41
2:V:6:PHE:HB3	2:V:48:ALA:HB2	2.03	0.41
1:E:114:VAL:O	1:E:117:ARG:HB3	2.21	0.41
1:M:230:ILE:O	1:M:234:VAL:HG12	2.21	0.41
1:M:307:THR:H	1:N:269:VAL:CG1	2.33	0.41
1:A:281:PHE:H	1:A:285:ARG:CG	2.33	0.41
1:I:95:LEU:O	1:I:99:ILE:HD12	2.21	0.41
1:A:65:LYS:O	1:A:69:ILE:HG12	2.21	0.41
1:C:201:SER:HA	1:C:202:PRO:HD2	1.89	0.41
2:V:58:GLY:HA2	2:2:56:LYS:HE2	2.03	0.41
1:K:232:SER:HB2	1:K:310:LEU:CB	2.42	0.40
1:D:294:ILE:HG23	1:D:342:GLN:HG3	2.02	0.40
1:B:339:ASP:O	1:B:340:LYS:HB3	2.21	0.40
1:C:197:ARG:NH1	1:C:278:ALA:O	2.54	0.40
1:D:219:TYR:HB2	1:D:319:GLY:O	2.21	0.40
1:A:192:GLY:O	1:A:193:MET:HG2	2.21	0.40
2:O:6:PHE:CG	2:O:7:ARG:N	2.89	0.40
2:X:5:ALA:HB1	2:X:9:PHE:O	2.21	0.40
1:K:169:VAL:HG12	1:K:173:GLY:HA3	2.03	0.40

*Continued on next page...*

*Continued from previous page...*

Atom-1	Atom-2	Interatomic distance (Å)	Clash overlap (Å)
1:E:31:MET:HG2	1:E:455:ILE:CG1	2.52	0.40
1:A:42:GLN:HE21	1:A:48:LYS:HG3	1.86	0.40
1:F:497:PRO:HB2	1:F:500:VAL:HG23	2.02	0.40
1:B:213:CYS:O	1:B:325:ILE:HA	2.21	0.40
1:I:114:VAL:O	1:I:117:ARG:HB3	2.20	0.40
1:L:24:ALA:HB3	1:L:97:ARG:HD3	2.03	0.40
1:H:297:GLY:O	1:H:319:GLY:HA2	2.21	0.40
1:D:232:SER:HA	1:D:311:GLU:HG3	2.03	0.40
1:N:190:ILE:CG1	1:N:377:VAL:HG22	2.52	0.40
1:D:291:ASP:OD1	1:D:346:ARG:HD3	2.20	0.40
2:O:9:PHE:CZ	2:U:98:GLY:HA3	2.56	0.40
1:G:6:VAL:HG22	1:G:522:VAL:HG22	2.03	0.40
2:P:102:ASP:OD1	2:P:102:ASP:N	2.54	0.40
1:B:340:LYS:O	1:B:344:GLU:HG3	2.21	0.40
1:G:301:PHE:HE1	1:G:308:LEU:HD22	1.85	0.40
1:H:24:ALA:HB3	1:H:97:ARG:HD3	2.02	0.40
1:C:31:MET:HG2	1:C:455:ILE:HG13	2.03	0.40
1:A:416:GLY:N	3:A:601:ADP:O2'	2.54	0.40
1:D:422:ARG:O	1:D:425:PRO:HD2	2.22	0.40
1:M:214:GLU:HG3	1:M:325:ILE:HG12	2.02	0.40
1:I:207:THR:HG22	1:I:212:LYS:O	2.21	0.40
1:D:415:GLY:HA3	1:D:494:ILE:HG22	2.03	0.40
1:D:216:GLN:HA	1:D:323:LYS:HA	2.03	0.40
2:V:12:LEU:HB3	2:V:13:PHE:H	1.59	0.40
1:M:22:LEU:HD23	1:M:62:LEU:HD11	2.02	0.40
1:C:372:LYS:O	1:C:372:LYS:HG3	2.21	0.40
1:N:469:LYS:HD3	1:N:469:LYS:HA	1.82	0.40
2:T:94:GLY:O	2:U:15:ARG:NH2	2.55	0.40
1:B:114:VAL:O	1:B:117:ARG:HB3	2.20	0.40
1:F:233:ILE:HD11	1:F:249:ILE:HD13	2.04	0.40
1:B:342:GLN:HG3	1:B:342:GLN:O	2.22	0.40
1:H:345:LYS:O	1:H:349:GLU:HG3	2.21	0.40
1:A:24:ALA:HB3	1:A:97:ARG:HD3	2.02	0.40
1:B:199:TYR:CZ	1:B:204:PHE:CZ	3.09	0.40
2:P:23:ALA:HB2	2:P:41:VAL:HB	2.02	0.40
1:B:225:LYS:HD3	1:B:303:GLU:OE2	2.21	0.40
1:M:345:LYS:O	1:M:349:GLU:HG3	2.21	0.40
1:H:248:VAL:HG11	1:H:324:VAL:HG11	2.03	0.40
1:H:175:ILE:HG23	1:H:378:ALA:HB3	2.03	0.40
1:K:230:ILE:O	1:K:233:ILE:HG22	2.21	0.40
1:J:127:VAL:HG23	1:J:423:CYS:HB3	2.02	0.40

*Continued on next page...*

Continued from previous page...

Atom-1	Atom-2	Interatomic distance (Å)	Clash overlap (Å)
1:L:158:ILE:HG13	1:L:397:VAL:HG12	2.02	0.40
1:B:353:GLN:C	1:B:355:ASP:H	2.25	0.40
1:B:353:GLN:NE2	1:C:328:LYS:HB3	2.37	0.40
1:C:206:ASN:OD1	1:C:213:CYS:HA	2.21	0.40
1:B:196:ASP:OD1	1:B:196:ASP:N	2.44	0.40

There are no symmetry-related clashes.

## 5.3 Torsion angles [i](#)

### 5.3.1 Protein backbone [i](#)

In the following table, the Percentiles column shows the percent Ramachandran outliers of the chain as a percentile score with respect to all X-ray entries followed by that with respect to entries of similar resolution.

The Analysed column shows the number of residues for which the backbone conformation was analysed, and the total number of residues.

Mol	Chain	Analysed	Favoured	Allowed	Outliers	Percentiles	
1	A	524/558 (94%)	494 (94%)	24 (5%)	6 (1%)	17	61
1	B	524/558 (94%)	487 (93%)	22 (4%)	15 (3%)	6	35
1	C	524/558 (94%)	492 (94%)	26 (5%)	6 (1%)	17	61
1	D	524/558 (94%)	494 (94%)	25 (5%)	5 (1%)	19	63
1	E	524/558 (94%)	489 (93%)	26 (5%)	9 (2%)	11	50
1	F	524/558 (94%)	490 (94%)	26 (5%)	8 (2%)	13	53
1	G	524/558 (94%)	489 (93%)	25 (5%)	10 (2%)	10	48
1	H	524/558 (94%)	493 (94%)	27 (5%)	4 (1%)	24	67
1	I	524/558 (94%)	493 (94%)	26 (5%)	5 (1%)	19	63
1	J	524/558 (94%)	497 (95%)	25 (5%)	2 (0%)	39	79
1	K	524/558 (94%)	496 (95%)	23 (4%)	5 (1%)	19	63
1	L	524/558 (94%)	494 (94%)	25 (5%)	5 (1%)	19	63
1	M	524/558 (94%)	489 (93%)	28 (5%)	7 (1%)	15	57
1	N	524/558 (94%)	486 (93%)	28 (5%)	10 (2%)	10	48
2	1	98/114 (86%)	88 (90%)	5 (5%)	5 (5%)	2	19
2	2	102/114 (90%)	94 (92%)	5 (5%)	3 (3%)	6	35

Continued on next page...

*Continued from previous page...*

Mol	Chain	Analysed	Favoured	Allowed	Outliers	Percentiles	
2	O	98/114 (86%)	85 (87%)	7 (7%)	6 (6%)	2	14
2	P	103/114 (90%)	97 (94%)	3 (3%)	3 (3%)	6	35
2	Q	98/114 (86%)	91 (93%)	4 (4%)	3 (3%)	5	32
2	R	98/114 (86%)	88 (90%)	6 (6%)	4 (4%)	3	25
2	S	98/114 (86%)	86 (88%)	6 (6%)	6 (6%)	2	14
2	T	98/114 (86%)	92 (94%)	4 (4%)	2 (2%)	9	46
2	U	100/114 (88%)	91 (91%)	5 (5%)	4 (4%)	4	25
2	V	98/114 (86%)	92 (94%)	3 (3%)	3 (3%)	5	32
2	W	98/114 (86%)	91 (93%)	5 (5%)	2 (2%)	9	46
2	X	98/114 (86%)	91 (93%)	4 (4%)	3 (3%)	5	32
2	Y	98/114 (86%)	92 (94%)	2 (2%)	4 (4%)	3	25
2	Z	106/114 (93%)	91 (86%)	10 (9%)	5 (5%)	3	21
All	All	8727/9408 (93%)	8152 (93%)	425 (5%)	150 (2%)	11	50

All (150) Ramachandran outliers are listed below:

Mol	Chain	Res	Type
1	A	270	GLY
1	A	358	THR
1	B	217	ASP
1	B	231	GLN
1	B	269	VAL
1	B	270	GLY
1	B	299	ALA
1	B	321	VAL
1	D	217	ASP
1	E	88	GLY
1	E	270	GLY
1	E	358	THR
1	F	217	ASP
1	F	270	GLY
1	F	358	THR
1	G	339	ASP
1	H	270	GLY
1	I	463	GLY
1	K	217	ASP
1	L	229	SER
1	L	230	ILE

*Continued on next page...*

*Continued from previous page...*

Mol	Chain	Res	Type
1	M	381	LYS
1	N	230	ILE
1	N	233	ILE
1	N	270	GLY
2	O	7	ARG
2	O	13	PHE
2	O	37	SER
2	P	13	PHE
2	Q	28	LYS
2	R	7	ARG
2	R	13	PHE
2	S	26	VAL
2	S	84	ASP
2	U	7	ARG
2	U	13	PHE
2	V	13	PHE
2	V	28	LYS
2	W	7	ARG
2	X	7	ARG
2	X	13	PHE
2	Y	28	LYS
2	Z	7	ARG
2	Z	13	PHE
2	Z	38	GLN
2	1	28	LYS
2	2	7	ARG
2	2	13	PHE
1	A	217	ASP
1	A	256	GLY
1	B	256	GLY
1	B	340	LYS
1	B	360	GLU
1	C	217	ASP
1	C	256	GLY
1	D	256	GLY
1	D	374	SER
1	E	217	ASP
1	E	354	LEU
1	E	356	VAL
1	F	256	GLY
1	G	217	ASP
1	G	256	GLY

*Continued on next page...*



*Continued from previous page...*

Mol	Chain	Res	Type
1	G	270	GLY
1	G	308	LEU
1	H	217	ASP
1	H	359	SER
1	I	217	ASP
1	J	217	ASP
1	J	270	GLY
1	K	256	GLY
1	L	217	ASP
1	L	256	GLY
1	M	217	ASP
1	M	270	GLY
1	M	305	GLY
1	M	306	LEU
1	N	256	GLY
1	N	307	THR
2	O	28	LYS
2	O	29	GLY
2	P	27	THR
2	Q	13	PHE
2	R	35	GLU
2	S	13	PHE
2	S	25	THR
2	T	13	PHE
2	U	37	SER
2	Y	29	GLY
2	Z	35	GLU
2	1	13	PHE
2	1	29	GLY
1	B	339	ASP
1	C	270	GLY
1	E	355	ASP
1	E	373	LEU
1	G	360	GLU
1	H	229	SER
1	K	354	LEU
1	K	356	VAL
1	N	234	VAL
2	S	38	GLN
2	S	78	GLY
2	V	78	GLY
2	Y	30	GLY

*Continued on next page...*

*Continued from previous page...*

Mol	Chain	Res	Type
1	B	199	TYR
1	B	281	PHE
1	C	362	GLU
1	F	229	SER
1	G	307	THR
1	I	362	GLU
1	M	362	GLU
1	N	241	ASN
1	N	354	LEU
2	P	30	GLY
2	X	78	GLY
2	Z	78	GLY
2	1	30	GLY
2	1	78	GLY
2	2	35	GLU
1	A	255	ASP
1	B	200	ILE
1	B	255	ASP
1	C	255	ASP
1	D	3	ALA
1	F	255	ASP
1	G	255	ASP
1	G	338	GLY
1	I	357	THR
1	L	255	ASP
1	N	255	ASP
2	O	78	GLY
2	W	78	GLY
2	Y	78	GLY
1	A	282	GLY
1	B	298	GLY
1	C	208	SER
1	D	255	ASP
1	F	354	LEU
1	K	255	ASP
1	M	256	GLY
2	Q	78	GLY
2	T	78	GLY
1	N	326	VAL
2	R	78	GLY
1	E	376	GLY
1	I	256	GLY

*Continued on next page...*

*Continued from previous page...*

Mol	Chain	Res	Type
2	U	39	GLY
1	G	302	GLY
1	F	280	GLY

### 5.3.2 Protein sidechains ⓘ

In the following table, the Percentiles column shows the percent sidechain outliers of the chain as a percentile score with respect to all X-ray entries followed by that with respect to entries of similar resolution.

The Analysed column shows the number of residues for which the sidechain conformation was analysed, and the total number of residues.

Mol	Chain	Analysed	Rotameric	Outliers	Percentiles	
1	A	425/455 (93%)	399 (94%)	26 (6%)	23	62
1	B	425/455 (93%)	389 (92%)	36 (8%)	13	46
1	C	425/455 (93%)	408 (96%)	17 (4%)	38	76
1	D	425/455 (93%)	391 (92%)	34 (8%)	15	50
1	E	425/455 (93%)	394 (93%)	31 (7%)	17	55
1	F	425/455 (93%)	401 (94%)	24 (6%)	26	66
1	G	425/455 (93%)	402 (95%)	23 (5%)	27	67
1	H	425/455 (93%)	400 (94%)	25 (6%)	24	63
1	I	425/455 (93%)	394 (93%)	31 (7%)	17	55
1	J	425/455 (93%)	399 (94%)	26 (6%)	23	62
1	K	425/455 (93%)	398 (94%)	27 (6%)	22	61
1	L	425/455 (93%)	402 (95%)	23 (5%)	27	67
1	M	425/455 (93%)	397 (93%)	28 (7%)	21	59
1	N	425/455 (93%)	400 (94%)	25 (6%)	24	63
2	1	81/91 (89%)	74 (91%)	7 (9%)	13	45
2	2	83/91 (91%)	75 (90%)	8 (10%)	10	38
2	O	81/91 (89%)	75 (93%)	6 (7%)	17	54
2	P	83/91 (91%)	76 (92%)	7 (8%)	14	47
2	Q	81/91 (89%)	74 (91%)	7 (9%)	13	45
2	R	81/91 (89%)	72 (89%)	9 (11%)	8	31
2	S	81/91 (89%)	73 (90%)	8 (10%)	10	36

*Continued on next page...*

*Continued from previous page...*

Mol	Chain	Analysed	Rotameric	Outliers	Percentiles	
2	T	81/91 (89%)	72 (89%)	9 (11%)	8	31
2	U	83/91 (91%)	75 (90%)	8 (10%)	10	38
2	V	81/91 (89%)	72 (89%)	9 (11%)	8	31
2	W	81/91 (89%)	75 (93%)	6 (7%)	17	54
2	X	81/91 (89%)	72 (89%)	9 (11%)	8	31
2	Y	81/91 (89%)	74 (91%)	7 (9%)	13	45
2	Z	86/91 (94%)	77 (90%)	9 (10%)	8	33
All	All	7095/7644 (93%)	6610 (93%)	485 (7%)	20	57

All (485) residues with a non-rotameric sidechain are listed below:

Mol	Chain	Res	Type
1	A	150	ILE
1	A	158	ILE
1	A	179	ASP
1	A	183	LEU
1	A	234	VAL
1	A	267	LEU
1	A	271	LEU
1	A	310	LEU
1	A	312	ASP
1	A	316	HIS
1	A	326	VAL
1	A	340	LYS
1	A	342	GLN
1	A	350	ILE
1	A	358	THR
1	A	361	TYR
1	A	369	ARG
1	A	370	LEU
1	A	385	THR
1	A	401	LEU
1	A	430	LEU
1	A	431	THR
1	A	453	MET
1	A	464	SER
1	A	465	LEU
1	A	470	ILE
1	B	74	VAL
1	B	107	ILE

*Continued on next page...*

*Continued from previous page...*

Mol	Chain	Res	Type
1	B	158	ILE
1	B	176	THR
1	B	179	ASP
1	B	183	LEU
1	B	199	TYR
1	B	213	CYS
1	B	220	VAL
1	B	221	LEU
1	B	222	LEU
1	B	247	LEU
1	B	249	ILE
1	B	257	GLU
1	B	265	ASN
1	B	268	LYS
1	B	273	VAL
1	B	310	LEU
1	B	312	ASP
1	B	316	HIS
1	B	317	ASP
1	B	318	LEU
1	B	340	LYS
1	B	358	THR
1	B	361	TYR
1	B	369	ARG
1	B	370	LEU
1	B	372	LYS
1	B	385	THR
1	B	401	LEU
1	B	430	LEU
1	B	431	THR
1	B	453	MET
1	B	465	LEU
1	B	498	THR
1	B	525	ILE
1	C	90	THR
1	C	179	ASP
1	C	227	ILE
1	C	230	ILE
1	C	267	LEU
1	C	273	VAL
1	C	306	LEU
1	C	312	ASP

*Continued on next page...*

*Continued from previous page...*

Mol	Chain	Res	Type
1	C	342	GLN
1	C	369	ARG
1	C	370	LEU
1	C	390	VAL
1	C	401	LEU
1	C	431	THR
1	C	453	MET
1	C	465	LEU
1	C	521	VAL
1	D	30	THR
1	D	74	VAL
1	D	158	ILE
1	D	179	ASP
1	D	207	THR
1	D	219	TYR
1	D	222	LEU
1	D	248	VAL
1	D	250	ILE
1	D	253	ASP
1	D	267	LEU
1	D	273	VAL
1	D	281	PHE
1	D	289	LEU
1	D	309	ASN
1	D	312	ASP
1	D	313	VAL
1	D	324	VAL
1	D	326	VAL
1	D	333	LEU
1	D	339	ASP
1	D	342	GLN
1	D	350	ILE
1	D	357	THR
1	D	362	GLU
1	D	370	LEU
1	D	385	THR
1	D	401	LEU
1	D	431	THR
1	D	453	MET
1	D	464	SER
1	D	465	LEU
1	D	506	LEU

*Continued on next page...*

*Continued from previous page...*

Mol	Chain	Res	Type
1	D	520	VAL
1	E	38	VAL
1	E	74	VAL
1	E	107	ILE
1	E	158	ILE
1	E	179	ASP
1	E	220	VAL
1	E	231	GLN
1	E	250	ILE
1	E	267	LEU
1	E	271	LEU
1	E	273	VAL
1	E	312	ASP
1	E	316	HIS
1	E	318	LEU
1	E	339	ASP
1	E	340	LYS
1	E	342	GLN
1	E	344	GLU
1	E	350	ILE
1	E	358	THR
1	E	360	GLU
1	E	361	TYR
1	E	370	LEU
1	E	385	THR
1	E	401	LEU
1	E	431	THR
1	E	453	MET
1	E	464	SER
1	E	465	LEU
1	E	469	LYS
1	E	502	ARG
1	F	74	VAL
1	F	77	VAL
1	F	142	GLU
1	F	150	ILE
1	F	158	ILE
1	F	179	ASP
1	F	219	TYR
1	F	229	SER
1	F	230	ILE
1	F	267	LEU

*Continued on next page...*

*Continued from previous page...*

Mol	Chain	Res	Type
1	F	273	VAL
1	F	312	ASP
1	F	324	VAL
1	F	350	ILE
1	F	357	THR
1	F	358	THR
1	F	370	LEU
1	F	385	THR
1	F	401	LEU
1	F	431	THR
1	F	464	SER
1	F	465	LEU
1	F	469	LYS
1	F	498	THR
1	G	74	VAL
1	G	150	ILE
1	G	158	ILE
1	G	179	ASP
1	G	206	ASN
1	G	259	LEU
1	G	267	LEU
1	G	273	VAL
1	G	281	PHE
1	G	308	LEU
1	G	312	ASP
1	G	340	LYS
1	G	350	ILE
1	G	358	THR
1	G	359	SER
1	G	370	LEU
1	G	373	LEU
1	G	385	THR
1	G	401	LEU
1	G	431	THR
1	G	465	LEU
1	G	469	LYS
1	G	525	ILE
1	H	74	VAL
1	H	150	ILE
1	H	158	ILE
1	H	171	ARG
1	H	179	ASP

*Continued on next page...*



*Continued from previous page...*

Mol	Chain	Res	Type
1	H	183	LEU
1	H	208	SER
1	H	267	LEU
1	H	273	VAL
1	H	274	VAL
1	H	304	GLU
1	H	312	ASP
1	H	358	THR
1	H	361	TYR
1	H	362	GLU
1	H	368	GLU
1	H	370	LEU
1	H	385	THR
1	H	401	LEU
1	H	405	ARG
1	H	431	THR
1	H	464	SER
1	H	465	LEU
1	H	469	LYS
1	H	498	THR
1	I	74	VAL
1	I	95	LEU
1	I	158	ILE
1	I	176	THR
1	I	179	ASP
1	I	231	GLN
1	I	248	VAL
1	I	267	LEU
1	I	273	VAL
1	I	281	PHE
1	I	312	ASP
1	I	313	VAL
1	I	316	HIS
1	I	324	VAL
1	I	350	ILE
1	I	357	THR
1	I	368	GLU
1	I	369	ARG
1	I	370	LEU
1	I	373	LEU
1	I	374	SER
1	I	385	THR

*Continued on next page...*

*Continued from previous page...*

Mol	Chain	Res	Type
1	I	401	LEU
1	I	430	LEU
1	I	431	THR
1	I	453	MET
1	I	464	SER
1	I	465	LEU
1	I	469	LYS
1	I	498	THR
1	I	525	ILE
1	J	15	LEU
1	J	62	LEU
1	J	74	VAL
1	J	133	LYS
1	J	158	ILE
1	J	171	ARG
1	J	176	THR
1	J	179	ASP
1	J	267	LEU
1	J	273	VAL
1	J	281	PHE
1	J	285	ARG
1	J	310	LEU
1	J	312	ASP
1	J	326	VAL
1	J	344	GLU
1	J	345	LYS
1	J	358	THR
1	J	370	LEU
1	J	385	THR
1	J	401	LEU
1	J	431	THR
1	J	453	MET
1	J	464	SER
1	J	465	LEU
1	J	498	THR
1	K	74	VAL
1	K	107	ILE
1	K	158	ILE
1	K	179	ASP
1	K	211	GLN
1	K	219	TYR
1	K	229	SER

*Continued on next page...*

*Continued from previous page...*

Mol	Chain	Res	Type
1	K	267	LEU
1	K	273	VAL
1	K	306	LEU
1	K	307	THR
1	K	312	ASP
1	K	324	VAL
1	K	350	ILE
1	K	353	GLN
1	K	368	GLU
1	K	369	ARG
1	K	370	LEU
1	K	373	LEU
1	K	385	THR
1	K	401	LEU
1	K	421	LEU
1	K	431	THR
1	K	464	SER
1	K	465	LEU
1	K	469	LYS
1	K	525	ILE
1	L	74	VAL
1	L	107	ILE
1	L	150	ILE
1	L	158	ILE
1	L	179	ASP
1	L	183	LEU
1	L	262	LEU
1	L	267	LEU
1	L	273	VAL
1	L	312	ASP
1	L	313	VAL
1	L	324	VAL
1	L	340	LYS
1	L	350	ILE
1	L	358	THR
1	L	370	LEU
1	L	385	THR
1	L	401	LEU
1	L	431	THR
1	L	453	MET
1	L	464	SER
1	L	465	LEU

*Continued on next page...*

*Continued from previous page...*

Mol	Chain	Res	Type
1	L	521	VAL
1	M	54	VAL
1	M	74	VAL
1	M	115	GLU
1	M	150	ILE
1	M	158	ILE
1	M	176	THR
1	M	179	ASP
1	M	183	LEU
1	M	248	VAL
1	M	267	LEU
1	M	268	LYS
1	M	273	VAL
1	M	308	LEU
1	M	312	ASP
1	M	356	VAL
1	M	366	LEU
1	M	370	LEU
1	M	373	LEU
1	M	385	THR
1	M	401	LEU
1	M	422	ARG
1	M	430	LEU
1	M	431	THR
1	M	453	MET
1	M	464	SER
1	M	465	LEU
1	M	469	LYS
1	M	525	ILE
1	N	74	VAL
1	N	90	THR
1	N	150	ILE
1	N	158	ILE
1	N	179	ASP
1	N	183	LEU
1	N	220	VAL
1	N	243	HIS
1	N	244	ARG
1	N	273	VAL
1	N	303	GLU
1	N	306	LEU
1	N	307	THR

*Continued on next page...*

*Continued from previous page...*

Mol	Chain	Res	Type
1	N	312	ASP
1	N	324	VAL
1	N	326	VAL
1	N	342	GLN
1	N	358	THR
1	N	370	LEU
1	N	385	THR
1	N	401	LEU
1	N	431	THR
1	N	464	SER
1	N	465	LEU
1	N	469	LYS
2	O	7	ARG
2	O	24	GLU
2	O	31	ILE
2	O	45	THR
2	O	71	VAL
2	O	85	ASP
2	P	12	LEU
2	P	24	GLU
2	P	27	THR
2	P	45	THR
2	P	47	VAL
2	P	71	VAL
2	P	85	ASP
2	Q	24	GLU
2	Q	38	GLN
2	Q	47	VAL
2	Q	70	LYS
2	Q	71	VAL
2	Q	85	ASP
2	Q	99	LYS
2	R	10	LEU
2	R	24	GLU
2	R	25	THR
2	R	31	ILE
2	R	45	THR
2	R	70	LYS
2	R	71	VAL
2	R	73	LEU
2	R	85	ASP
2	S	10	LEU

*Continued on next page...*

*Continued from previous page...*

Mol	Chain	Res	Type
2	S	13	PHE
2	S	16	VAL
2	S	20	ARG
2	S	31	ILE
2	S	71	VAL
2	S	73	LEU
2	S	75	GLU
2	T	24	GLU
2	T	28	LYS
2	T	37	SER
2	T	38	GLN
2	T	45	THR
2	T	46	VAL
2	T	65	VAL
2	T	70	LYS
2	T	73	LEU
2	U	7	ARG
2	U	15	ARG
2	U	17	LEU
2	U	24	GLU
2	U	71	VAL
2	U	73	LEU
2	U	85	ASP
2	U	92	ARG
2	V	17	LEU
2	V	27	THR
2	V	31	ILE
2	V	35	GLU
2	V	45	THR
2	V	63	VAL
2	V	71	VAL
2	V	75	GLU
2	V	85	ASP
2	W	24	GLU
2	W	27	THR
2	W	45	THR
2	W	47	VAL
2	W	71	VAL
2	W	85	ASP
2	X	7	ARG
2	X	24	GLU
2	X	28	LYS

*Continued on next page...*

*Continued from previous page...*

Mol	Chain	Res	Type
2	X	35	GLU
2	X	45	THR
2	X	70	LYS
2	X	71	VAL
2	X	85	ASP
2	X	101	VAL
2	Y	17	LEU
2	Y	24	GLU
2	Y	31	ILE
2	Y	45	THR
2	Y	71	VAL
2	Y	85	ASP
2	Y	92	ARG
2	Z	12	LEU
2	Z	24	GLU
2	Z	28	LYS
2	Z	45	THR
2	Z	54	LYS
2	Z	71	VAL
2	Z	85	ASP
2	Z	92	ARG
2	Z	104	LEU
2	1	24	GLU
2	1	28	LYS
2	1	45	THR
2	1	71	VAL
2	1	85	ASP
2	1	92	ARG
2	1	97	LEU
2	2	10	LEU
2	2	20	ARG
2	2	31	ILE
2	2	45	THR
2	2	71	VAL
2	2	75	GLU
2	2	85	ASP
2	2	92	ARG

Some sidechains can be flipped to improve hydrogen bonding and reduce clashes. All (10) such sidechains are listed below:

Mol	Chain	Res	Type
1	B	265	ASN

*Continued on next page...*

*Continued from previous page...*

Mol	Chain	Res	Type
1	B	472	GLN
1	C	79	ASN
1	C	342	GLN
1	G	206	ASN
1	I	284	ASN
1	J	216	GLN
1	K	216	GLN
1	K	488	ASN
1	N	241	ASN

### 5.3.3 RNA [i](#)

There are no RNA molecules in this entry.

## 5.4 Non-standard residues in protein, DNA, RNA chains [i](#)

There are no non-standard protein/DNA/RNA residues in this entry.

## 5.5 Carbohydrates [i](#)

There are no carbohydrates in this entry.

## 5.6 Ligand geometry [i](#)

Of 28 ligands modelled in this entry, 14 are monoatomic - leaving 14 for Mogul analysis.

In the following table, the Counts columns list the number of bonds (or angles) for which Mogul statistics could be retrieved, the number of bonds (or angles) that are observed in the model and the number of bonds (or angles) that are defined in the chemical component dictionary. The Link column lists molecule types, if any, to which the group is linked. The Z score for a bond length (or angle) is the number of standard deviations the observed value is removed from the expected value. A bond length (or angle) with  $|Z| > 2$  is considered an outlier worth inspection. RMSZ is the root-mean-square of all Z scores of the bond lengths (or angles).

Mol	Type	Chain	Res	Link	Bond lengths			Bond angles		
					Counts	RMSZ	$\# Z  > 2$	Counts	RMSZ	$\# Z  > 2$
3	ADP	A	601	-	22,29,29	0.98	1 (4%)	27,45,45	1.90	3 (11%)
3	ADP	B	601	-	22,29,29	1.00	1 (4%)	27,45,45	1.85	3 (11%)
3	ADP	C	601	-	22,29,29	0.98	1 (4%)	27,45,45	1.90	3 (11%)
3	ADP	D	601	-	22,29,29	0.97	1 (4%)	27,45,45	1.93	4 (14%)



Mol	Type	Chain	Res	Link	Bond lengths			Bond angles		
					Counts	RMSZ	# Z  > 2	Counts	RMSZ	# Z  > 2
3	ADP	E	601	-	22,29,29	0.99	1 (4%)	27,45,45	1.85	4 (14%)
3	ADP	F	601	-	22,29,29	0.99	1 (4%)	27,45,45	1.87	4 (14%)
3	ADP	G	601	-	22,29,29	0.95	1 (4%)	27,45,45	1.88	4 (14%)
3	ADP	H	601	-	22,29,29	0.97	1 (4%)	27,45,45	1.91	3 (11%)
3	ADP	I	601	-	22,29,29	0.97	1 (4%)	27,45,45	2.06	6 (22%)
3	ADP	J	601	-	22,29,29	0.97	1 (4%)	27,45,45	1.88	3 (11%)
3	ADP	K	601	-	22,29,29	0.97	1 (4%)	27,45,45	1.93	4 (14%)
3	ADP	L	601	-	22,29,29	0.97	1 (4%)	27,45,45	1.91	3 (11%)
3	ADP	M	601	-	22,29,29	0.98	1 (4%)	27,45,45	1.85	4 (14%)
3	ADP	N	601	-	22,29,29	1.00	1 (4%)	27,45,45	1.99	6 (22%)

In the following table, the Chirals column lists the number of chiral outliers, the number of chiral centers analysed, the number of these observed in the model and the number defined in the chemical component dictionary. Similar counts are reported in the Torsion and Rings columns. '-' means no outliers of that kind were identified.

Mol	Type	Chain	Res	Link	Chirals	Torsions	Rings
3	ADP	A	601	-	-	0/12/32/32	0/3/3/3
3	ADP	B	601	-	-	0/12/32/32	0/3/3/3
3	ADP	C	601	-	-	0/12/32/32	0/3/3/3
3	ADP	D	601	-	-	0/12/32/32	0/3/3/3
3	ADP	E	601	-	-	0/12/32/32	0/3/3/3
3	ADP	F	601	-	-	0/12/32/32	0/3/3/3
3	ADP	G	601	-	-	0/12/32/32	0/3/3/3
3	ADP	H	601	-	-	0/12/32/32	0/3/3/3
3	ADP	I	601	-	-	0/12/32/32	0/3/3/3
3	ADP	J	601	-	-	0/12/32/32	0/3/3/3
3	ADP	K	601	-	-	0/12/32/32	0/3/3/3
3	ADP	L	601	-	-	0/12/32/32	0/3/3/3
3	ADP	M	601	-	-	0/12/32/32	0/3/3/3
3	ADP	N	601	-	-	0/12/32/32	0/3/3/3

All (14) bond length outliers are listed below:

Mol	Chain	Res	Type	Atoms	Z	Observed(Å)	Ideal(Å)
3	I	601	ADP	C5-C4	2.97	1.47	1.40
3	L	601	ADP	C5-C4	3.01	1.47	1.40
3	C	601	ADP	C5-C4	3.02	1.47	1.40
3	A	601	ADP	C5-C4	3.02	1.47	1.40
3	G	601	ADP	C5-C4	3.03	1.47	1.40

*Continued on next page...*

*Continued from previous page...*

Mol	Chain	Res	Type	Atoms	Z	Observed(Å)	Ideal(Å)
3	J	601	ADP	C5-C4	3.03	1.47	1.40
3	D	601	ADP	C5-C4	3.03	1.47	1.40
3	H	601	ADP	C5-C4	3.04	1.47	1.40
3	K	601	ADP	C5-C4	3.04	1.47	1.40
3	N	601	ADP	C5-C4	3.07	1.47	1.40
3	E	601	ADP	C5-C4	3.09	1.47	1.40
3	M	601	ADP	C5-C4	3.10	1.47	1.40
3	B	601	ADP	C5-C4	3.11	1.47	1.40
3	F	601	ADP	C5-C4	3.11	1.47	1.40

All (54) bond angle outliers are listed below:

Mol	Chain	Res	Type	Atoms	Z	Observed(°)	Ideal(°)
3	I	601	ADP	N3-C2-N1	-7.04	123.50	128.89
3	H	601	ADP	N3-C2-N1	-7.03	123.51	128.89
3	A	601	ADP	N3-C2-N1	-7.03	123.51	128.89
3	D	601	ADP	N3-C2-N1	-7.01	123.53	128.89
3	C	601	ADP	N3-C2-N1	-7.00	123.53	128.89
3	N	601	ADP	N3-C2-N1	-7.00	123.53	128.89
3	J	601	ADP	N3-C2-N1	-7.00	123.54	128.89
3	K	601	ADP	N3-C2-N1	-6.98	123.55	128.89
3	L	601	ADP	N3-C2-N1	-6.93	123.59	128.89
3	B	601	ADP	N3-C2-N1	-6.91	123.60	128.89
3	E	601	ADP	N3-C2-N1	-6.88	123.63	128.89
3	F	601	ADP	N3-C2-N1	-6.86	123.64	128.89
3	G	601	ADP	N3-C2-N1	-6.75	123.72	128.89
3	M	601	ADP	N3-C2-N1	-6.75	123.72	128.89
3	N	601	ADP	C4-C5-N7	-3.45	106.30	109.48
3	I	601	ADP	C4-C5-N7	-3.40	106.35	109.48
3	I	601	ADP	C4'-O4'-C1'	-3.32	106.07	109.72
3	C	601	ADP	C4-C5-N7	-3.29	106.45	109.48
3	J	601	ADP	C4-C5-N7	-3.27	106.47	109.48
3	D	601	ADP	C4-C5-N7	-3.25	106.49	109.48
3	C	601	ADP	PA-O3A-PB	-3.24	121.79	132.67
3	B	601	ADP	C4-C5-N7	-3.24	106.50	109.48
3	K	601	ADP	C4-C5-N7	-3.23	106.51	109.48
3	L	601	ADP	C4-C5-N7	-3.22	106.52	109.48
3	A	601	ADP	C4-C5-N7	-3.19	106.54	109.48
3	A	601	ADP	PA-O3A-PB	-3.19	121.98	132.67
3	H	601	ADP	C4-C5-N7	-3.19	106.55	109.48
3	G	601	ADP	PA-O3A-PB	-3.18	122.00	132.67
3	G	601	ADP	C4-C5-N7	-3.16	106.57	109.48

*Continued on next page...*

*Continued from previous page...*

Mol	Chain	Res	Type	Atoms	Z	Observed(°)	Ideal(°)
3	E	601	ADP	C4-C5-N7	-3.15	106.58	109.48
3	F	601	ADP	C4-C5-N7	-3.14	106.59	109.48
3	M	601	ADP	C4-C5-N7	-3.12	106.61	109.48
3	K	601	ADP	PA-O3A-PB	-3.08	122.35	132.67
3	I	601	ADP	PA-O3A-PB	-3.07	122.39	132.67
3	L	601	ADP	PA-O3A-PB	-3.04	122.48	132.67
3	F	601	ADP	PA-O3A-PB	-2.98	122.68	132.67
3	H	601	ADP	PA-O3A-PB	-2.97	122.71	132.67
3	N	601	ADP	C4'-O4'-C1'	-2.96	106.47	109.72
3	M	601	ADP	PA-O3A-PB	-2.90	122.93	132.67
3	N	601	ADP	PA-O3A-PB	-2.80	123.29	132.67
3	D	601	ADP	PA-O3A-PB	-2.73	123.50	132.67
3	B	601	ADP	PA-O3A-PB	-2.73	123.53	132.67
3	E	601	ADP	PA-O3A-PB	-2.63	123.85	132.67
3	J	601	ADP	PA-O3A-PB	-2.54	124.15	132.67
3	M	601	ADP	C2'-C1'-N9	-2.53	110.43	114.29
3	E	601	ADP	C2'-C1'-N9	-2.37	110.67	114.29
3	I	601	ADP	C1'-N9-C4	-2.33	123.43	126.94
3	D	601	ADP	C2'-C1'-N9	-2.23	110.89	114.29
3	G	601	ADP	C2'-C1'-N9	-2.17	110.98	114.29
3	F	601	ADP	C2'-C1'-N9	-2.14	111.03	114.29
3	K	601	ADP	C2'-C1'-N9	-2.07	111.13	114.29
3	N	601	ADP	C1'-N9-C4	-2.01	123.90	126.94
3	N	601	ADP	O4'-C1'-N9	2.71	113.78	108.10
3	I	601	ADP	O4'-C1'-N9	2.80	113.95	108.10

There are no chirality outliers.

There are no torsion outliers.

There are no ring outliers.

8 monomers are involved in 12 short contacts:

Mol	Chain	Res	Type	Clashes	Symm-Clashes
3	A	601	ADP	2	0
3	B	601	ADP	2	0
3	C	601	ADP	2	0
3	D	601	ADP	1	0
3	I	601	ADP	1	0
3	K	601	ADP	1	0
3	L	601	ADP	1	0
3	N	601	ADP	2	0

## 5.7 Other polymers

There are no such residues in this entry.

## 5.8 Polymer linkage issues

There are no chain breaks in this entry.

## 6 Fit of model and data ⓘ

### 6.1 Protein, DNA and RNA chains ⓘ

In the following table, the column labelled ‘#RSRZ> 2’ contains the number (and percentage) of RSRZ outliers, followed by percent RSRZ outliers for the chain as percentile scores relative to all X-ray entries and entries of similar resolution. The OWAB column contains the minimum, median, 95<sup>th</sup> percentile and maximum values of the occupancy-weighted average B-factor per residue. The column labelled ‘Q< 0.9’ lists the number of (and percentage) of residues with an average occupancy less than 0.9.

Mol	Chain	Analysed	<RSRZ>	#RSRZ>2	OWAB(Å <sup>2</sup> )	Q<0.9
1	A	526/558 (94%)	0.25	29 (5%) 29 15	65, 112, 194, 225	0
1	B	526/558 (94%)	0.56	49 (9%) 11 5	66, 116, 232, 279	0
1	C	526/558 (94%)	0.06	11 (2%) 67 50	66, 109, 169, 217	0
1	D	526/558 (94%)	0.20	21 (3%) 42 26	61, 107, 195, 228	0
1	E	526/558 (94%)	0.18	14 (2%) 58 42	66, 106, 202, 226	0
1	F	526/558 (94%)	0.14	14 (2%) 58 42	67, 110, 166, 192	0
1	G	526/558 (94%)	0.07	7 (1%) 79 67	67, 102, 153, 196	0
1	H	526/558 (94%)	0.08	12 (2%) 64 47	66, 103, 160, 191	0
1	I	526/558 (94%)	0.17	12 (2%) 64 47	64, 103, 179, 203	0
1	J	526/558 (94%)	0.15	14 (2%) 58 42	65, 107, 164, 191	0
1	K	526/558 (94%)	0.15	15 (2%) 55 39	61, 106, 167, 207	0
1	L	526/558 (94%)	0.09	6 (1%) 82 71	66, 101, 151, 182	0
1	M	526/558 (94%)	0.15	7 (1%) 79 67	66, 112, 169, 207	0
1	N	526/558 (94%)	0.16	12 (2%) 64 47	70, 110, 165, 202	0
2	1	100/114 (87%)	0.20	3 (3%) 54 37	94, 117, 179, 210	0
2	2	104/114 (91%)	0.41	6 (5%) 26 13	101, 135, 185, 200	0
2	O	100/114 (87%)	0.49	4 (4%) 42 26	107, 139, 185, 194	0
2	P	105/114 (92%)	0.14	1 (0%) 84 74	93, 121, 199, 209	0
2	Q	100/114 (87%)	0.31	4 (4%) 42 26	84, 114, 179, 199	0
2	R	100/114 (87%)	0.74	12 (12%) 6 3	97, 136, 187, 201	0
2	S	100/114 (87%)	0.88	19 (19%) 2 1	127, 158, 194, 202	0
2	T	100/114 (87%)	0.92	17 (17%) 2 1	123, 157, 195, 224	0
2	U	102/114 (89%)	0.60	9 (8%) 12 6	121, 145, 193, 223	0
2	V	100/114 (87%)	0.49	5 (5%) 32 17	107, 134, 181, 200	0

*Continued on next page...*

*Continued from previous page...*

Mol	Chain	Analysed	<RSRZ>	#RSRZ>2	OWAB(Å <sup>2</sup> )	Q<0.9
2	W	100/114 (87%)	0.39	8 (8%) 15 7	118, 145, 182, 197	0
2	X	100/114 (87%)	0.76	10 (10%) 9 4	118, 141, 201, 210	0
2	Y	100/114 (87%)	0.23	5 (5%) 32 17	97, 124, 181, 216	0
2	Z	108/114 (94%)	0.19	5 (4%) 36 21	91, 118, 170, 216	0
All	All	8783/9408 (93%)	0.22	331 (3%) 44 27	61, 113, 185, 279	0

All (331) RSRZ outliers are listed below:

Mol	Chain	Res	Type	RSRZ
1	K	305	GLY	10.8
1	L	374	SER	10.7
2	Y	55	GLY	9.8
1	B	358	THR	9.4
1	B	269	VAL	8.6
1	B	359	SER	8.5
2	U	56	LYS	8.5
1	B	210	GLY	8.2
1	B	270	GLY	8.0
1	K	358	THR	7.3
1	J	171	ARG	7.2
2	U	37	SER	7.1
2	X	56	LYS	6.6
1	E	305	GLY	6.4
1	B	302	GLY	6.4
1	L	171	ARG	6.2
1	A	223	SER	6.1
1	B	360	GLU	6.1
2	T	56	LYS	6.1
1	B	357	THR	6.0
2	Q	56	LYS	6.0
2	U	55	GLY	6.0
1	N	231	GLN	5.8
1	B	303	GLU	5.5
1	B	212	LYS	5.4
1	B	254	VAL	5.4
1	L	375	ASP	5.3
2	1	55	GLY	5.3
2	Q	55	GLY	5.2
1	B	367	ASN	5.0
2	Z	56	LYS	4.9
2	T	55	GLY	4.9

*Continued on next page...*

*Continued from previous page...*

Mol	Chain	Res	Type	RSRZ
1	B	193	MET	4.9
2	U	54	LYS	4.8
1	K	357	THR	4.8
1	B	245	LYS	4.8
1	J	375	ASP	4.8
2	R	56	LYS	4.8
1	M	374	SER	4.8
2	W	54	LYS	4.7
2	2	56	LYS	4.6
1	F	304	GLU	4.6
1	N	235	PRO	4.6
1	K	306	LEU	4.6
1	N	358	THR	4.6
1	D	303	GLU	4.5
2	T	4	GLN	4.5
1	I	374	SER	4.5
1	B	352	GLU	4.4
1	G	357	THR	4.4
2	U	57	GLY	4.4
1	I	305	GLY	4.3
1	I	303	GLU	4.3
2	R	55	GLY	4.3
1	B	355	ASP	4.2
1	K	304	GLU	4.1
1	B	209	LYS	4.1
2	X	55	GLY	4.1
1	D	219	TYR	4.0
1	E	298	GLY	4.0
2	X	4	GLN	4.0
2	T	83	LEU	3.9
1	B	272	GLN	3.9
1	E	358	THR	3.9
2	P	56	LYS	3.9
1	B	370	LEU	3.9
2	T	53	SER	3.8
1	B	213	CYS	3.8
1	B	262	LEU	3.8
1	C	375	ASP	3.7
1	D	317	ASP	3.6
1	L	376	GLY	3.6
2	S	55	GLY	3.6
1	D	359	SER	3.6

*Continued on next page...*

*Continued from previous page...*

Mol	Chain	Res	Type	RSRZ
2	Q	54	LYS	3.6
2	V	54	LYS	3.6
1	B	353	GLN	3.6
1	B	203	TYR	3.5
2	1	56	LYS	3.4
2	2	55	GLY	3.4
2	X	17	LEU	3.4
2	S	83	LEU	3.4
1	F	270	GLY	3.4
1	M	380	LEU	3.4
1	K	308	LEU	3.4
1	F	374	SER	3.3
2	O	56	LYS	3.3
1	G	375	ASP	3.3
1	B	371	ALA	3.3
1	H	356	VAL	3.3
1	A	358	THR	3.3
1	A	359	SER	3.3
1	B	271	LEU	3.3
1	L	303	GLU	3.2
2	R	27	THR	3.2
1	A	304	GLU	3.2
1	D	318	LEU	3.2
2	R	9	PHE	3.2
2	Y	56	LYS	3.1
1	A	302	GLY	3.1
1	F	204	PHE	3.1
2	T	54	LYS	3.1
1	A	207	THR	3.1
1	I	375	ASP	3.1
2	X	47	VAL	3.1
1	J	204	PHE	3.1
2	S	9	PHE	3.1
1	F	305	GLY	3.1
1	F	358	THR	3.1
2	S	30	GLY	3.1
2	X	66	LYS	3.1
2	Y	4	GLN	3.1
1	M	1	GLY	3.1
1	A	289	LEU	3.1
2	Z	57	GLY	3.1
1	J	228	SER	3.0

*Continued on next page...*



*Continued from previous page...*

Mol	Chain	Res	Type	RSRZ
2	Z	55	GLY	3.0
2	O	55	GLY	3.0
2	V	55	GLY	3.0
1	B	217	ASP	3.0
1	I	212	LYS	2.9
2	Z	59	GLU	2.9
1	K	307	THR	2.9
1	F	353	GLN	2.9
1	A	208	SER	2.9
1	B	324	VAL	2.9
1	D	374	SER	2.9
2	W	8	LYS	2.9
2	1	4	GLN	2.9
1	C	209	LYS	2.9
1	D	358	THR	2.9
1	J	303	GLU	2.9
1	D	316	HIS	2.8
1	E	375	ASP	2.8
1	F	269	VAL	2.8
1	M	210	GLY	2.8
2	S	17	LEU	2.8
2	2	54	LYS	2.8
1	A	209	LYS	2.8
2	X	48	ALA	2.8
1	A	254	VAL	2.8
1	E	255	ASP	2.8
1	B	261	THR	2.8
1	E	307	THR	2.8
1	D	304	GLU	2.8
1	E	171	ARG	2.8
1	L	369	ARG	2.8
1	F	271	LEU	2.7
1	E	355	ASP	2.7
1	G	303	GLU	2.7
1	B	268	LYS	2.7
1	B	250	ILE	2.7
2	R	76	TYR	2.7
1	H	273	VAL	2.7
1	B	298	GLY	2.7
2	V	48	ALA	2.7
1	A	292	MET	2.7
1	F	203	TYR	2.7

*Continued on next page...*

*Continued from previous page...*

Mol	Chain	Res	Type	RSRZ
1	A	165	ALA	2.6
2	S	89	PHE	2.6
2	W	9	PHE	2.6
1	C	369	ARG	2.6
1	B	368	GLU	2.6
1	N	215	PHE	2.6
1	J	376	GLY	2.6
2	S	56	LYS	2.6
2	R	29	GLY	2.6
1	F	206	ASN	2.6
1	B	185	ASP	2.6
1	I	306	LEU	2.6
1	C	363	LYS	2.6
1	D	375	ASP	2.6
2	R	17	LEU	2.6
1	B	242	ALA	2.6
1	E	217	ASP	2.5
1	J	203	TYR	2.5
1	J	382	VAL	2.5
2	T	71	VAL	2.5
1	A	354	LEU	2.5
2	R	73	LEU	2.5
1	A	355	ASP	2.5
1	H	213	CYS	2.5
2	S	73	LEU	2.5
1	A	343	ILE	2.5
1	G	304	GLU	2.5
1	B	204	PHE	2.5
1	B	273	VAL	2.5
1	E	275	ALA	2.5
1	C	270	GLY	2.5
1	B	206	ASN	2.5
1	F	265	ASN	2.5
1	N	262	LEU	2.5
1	M	268	LYS	2.5
1	K	375	ASP	2.5
1	K	352	GLU	2.5
1	N	234	VAL	2.5
2	T	44	ALA	2.5
1	B	350	ILE	2.5
2	T	3	GLY	2.4
2	S	90	LEU	2.4

*Continued on next page...*

*Continued from previous page...*

Mol	Chain	Res	Type	RSRZ
1	C	281	PHE	2.4
1	D	307	THR	2.4
1	H	374	SER	2.4
2	X	100	TYR	2.4
2	R	83	LEU	2.4
1	B	369	ARG	2.4
1	F	354	LEU	2.4
1	B	255	ASP	2.4
1	H	185	ASP	2.4
1	I	229	SER	2.4
1	J	374	SER	2.4
2	W	98	GLY	2.4
1	E	199	TYR	2.4
1	B	247	LEU	2.4
1	A	266	ARG	2.4
1	I	230	ILE	2.4
1	B	192	GLY	2.4
2	O	22	ALA	2.4
2	X	44	ALA	2.4
2	V	56	LYS	2.4
1	D	289	LEU	2.4
1	K	374	SER	2.3
2	S	61	GLN	2.3
1	K	213	CYS	2.3
1	H	375	ASP	2.3
1	C	383	GLY	2.3
1	D	236	ALA	2.3
1	M	227	ILE	2.3
2	R	59	GLU	2.3
1	A	202	PRO	2.3
1	D	212	LYS	2.3
1	A	347	ILE	2.3
2	U	4	GLN	2.3
1	A	333	LEU	2.3
2	S	91	PHE	2.3
1	C	254	VAL	2.3
1	J	368	GLU	2.3
2	T	91	PHE	2.3
1	E	269	VAL	2.3
2	S	47	VAL	2.3
1	D	191	GLU	2.3
1	J	359	SER	2.3

*Continued on next page...*

*Continued from previous page...*

Mol	Chain	Res	Type	RSRZ
2	U	25	THR	2.3
1	K	334	LEU	2.3
2	T	16	VAL	2.3
2	S	84	ASP	2.3
1	B	351	ILE	2.3
2	S	76	TYR	2.3
1	K	316	HIS	2.3
1	N	376	GLY	2.3
2	W	55	GLY	2.3
1	H	171	ARG	2.2
2	T	9	PHE	2.2
1	G	342	GLN	2.2
2	Y	49	VAL	2.2
1	K	354	LEU	2.2
2	O	54	LYS	2.2
2	S	81	VAL	2.2
2	V	101	VAL	2.2
1	A	364	GLU	2.2
1	N	359	SER	2.2
2	T	99	LYS	2.2
1	I	307	THR	2.2
1	A	377	VAL	2.2
1	K	209	LYS	2.2
2	T	80	LYS	2.2
2	R	75	GLU	2.2
1	A	204	PHE	2.2
1	A	169	VAL	2.2
1	C	368	GLU	2.2
1	A	281	PHE	2.2
1	J	227	ILE	2.2
2	W	53	SER	2.2
1	I	270	GLY	2.2
1	B	325	ILE	2.2
1	D	356	VAL	2.2
2	Z	60	ILE	2.2
1	B	316	HIS	2.2
1	A	356	VAL	2.2
1	H	274	VAL	2.2
1	H	303	GLU	2.2
2	W	66	LYS	2.2
2	S	29	GLY	2.2
1	B	349	GLU	2.1

*Continued on next page...*

*Continued from previous page...*

Mol	Chain	Res	Type	RSRZ
1	D	144	ILE	2.2
2	U	83	LEU	2.1
1	J	322	GLY	2.1
1	C	186	GLU	2.1
1	D	360	GLU	2.1
2	T	101	VAL	2.1
2	S	80	LYS	2.1
2	W	56	LYS	2.1
1	D	204	PHE	2.1
1	I	206	ASN	2.1
2	U	60	ILE	2.1
2	Y	54	LYS	2.1
2	T	32	MET	2.1
1	A	251	ALA	2.1
1	D	222	LEU	2.1
1	D	321	VAL	2.1
1	E	310	LEU	2.1
1	F	1	GLY	2.1
1	N	357	THR	2.1
2	R	32	MET	2.1
2	2	39	GLY	2.1
1	B	310	LEU	2.1
2	2	59	GLU	2.1
1	M	301	PHE	2.1
1	E	203	TYR	2.1
2	Q	57	GLY	2.1
2	S	54	LYS	2.1
1	C	333	LEU	2.1
1	I	204	PHE	2.1
1	B	226	LYS	2.1
1	H	359	SER	2.1
1	N	203	TYR	2.1
1	H	269	VAL	2.1
1	A	267	LEU	2.0
2	S	16	VAL	2.0
1	G	366	LEU	2.0
1	H	281	PHE	2.0
2	X	9	PHE	2.0
2	2	73	LEU	2.0
1	J	304	GLU	2.0
1	A	212	LYS	2.0
1	N	218	ALA	2.0

*Continued on next page...*

*Continued from previous page...*

Mol	Chain	Res	Type	RSRZ
2	T	49	VAL	2.0
1	G	376	GLY	2.0
1	B	380	LEU	2.0
1	N	272	GLN	2.0
1	A	203	TYR	2.0

## 6.2 Non-standard residues in protein, DNA, RNA chains [i](#)

There are no non-standard protein/DNA/RNA residues in this entry.

## 6.3 Carbohydrates [i](#)

There are no carbohydrates in this entry.

## 6.4 Ligands [i](#)

In the following table, the Atoms column lists the number of modelled atoms in the group and the number defined in the chemical component dictionary. LLDF column lists the quality of electron density of the group with respect to its neighbouring residues in protein, DNA or RNA chains. The B-factors column lists the minimum, median, 95<sup>th</sup> percentile and maximum values of B factors of atoms in the group. The column labelled 'Q < 0.9' lists the number of atoms with occupancy less than 0.9.

Mol	Type	Chain	Res	Atoms	RSCC	RSR	LLDF	B-factors(Å <sup>2</sup> )	Q<0.9
3	ADP	H	601	27/27	0.92	0.27	1.37	75,87,95,98	0
3	ADP	C	601	27/27	0.92	0.26	1.14	69,90,104,110	0
3	ADP	I	601	27/27	0.92	0.27	1.05	61,86,93,96	0
3	ADP	L	601	27/27	0.94	0.26	0.87	63,85,94,95	0
3	ADP	F	601	27/27	0.92	0.26	0.70	62,87,92,94	0
3	ADP	D	601	27/27	0.92	0.25	0.69	62,86,98,100	0
3	ADP	E	601	27/27	0.88	0.27	0.66	69,80,89,93	0
3	ADP	G	601	27/27	0.92	0.27	0.59	65,81,90,97	0
3	ADP	K	601	27/27	0.91	0.25	0.58	67,87,96,104	0
3	ADP	B	601	27/27	0.92	0.23	0.44	74,98,105,115	0
3	ADP	N	601	27/27	0.91	0.23	0.34	72,87,97,99	0
3	ADP	A	601	27/27	0.92	0.23	0.00	68,90,102,104	0
3	ADP	M	601	27/27	0.94	0.23	-0.09	69,87,93,95	0
3	ADP	J	601	27/27	0.91	0.23	-0.11	69,88,94,105	0
4	MG	I	602	1/1	0.96	0.29	-	60,60,60,60	0
4	MG	A	602	1/1	0.98	0.26	-	72,72,72,72	0

*Continued on next page...*

*Continued from previous page...*

Mol	Type	Chain	Res	Atoms	RSCC	RSR	LLDF	B-factors( $\text{\AA}^2$ )	Q<0.9
4	MG	B	602	1/1	0.94	0.28	-	74,74,74,74	0
4	MG	F	602	1/1	0.98	0.32	-	66,66,66,66	0
4	MG	L	602	1/1	0.98	0.32	-	72,72,72,72	0
4	MG	G	602	1/1	0.95	0.25	-	67,67,67,67	0
4	MG	D	602	1/1	0.94	0.28	-	77,77,77,77	0
4	MG	H	602	1/1	0.95	0.34	-	73,73,73,73	0
4	MG	K	602	1/1	0.98	0.27	-	61,61,61,61	0
4	MG	J	602	1/1	0.95	0.29	-	66,66,66,66	0
4	MG	E	602	1/1	0.98	0.30	-	62,62,62,62	0
4	MG	C	602	1/1	0.97	0.32	-	84,84,84,84	0
4	MG	M	602	1/1	0.99	0.29	-	60,60,60,60	0
4	MG	N	602	1/1	0.95	0.29	-	81,81,81,81	0

## 6.5 Other polymers [i](#)

There are no such residues in this entry.