



Full wwPDB X-ray Structure Validation Report ⓘ

Feb 1, 2016 – 07:44 PM GMT

PDB ID : 4PKN
Title : Crystal structure of the football-shaped GroEL-GroES2-(ADPBeFx)₁₄ complex containing substrate Rubisco
Authors : Fei, X.; Ye, X.; Laronde-Leblanc, N.; Lorimer, G.H.
Deposited on : 2014-05-15
Resolution : 3.66 Å(reported)

This is a Full wwPDB X-ray Structure Validation Report for a publicly released PDB entry.
We welcome your comments at validation@mail.wwpdb.org
A user guide is available at
<http://wwpdb.org/validation/2016/XrayValidationReportHelp>
with specific help available everywhere you see the ⓘ symbol.

The following versions of software and data (see [references ⓘ](#)) were used in the production of this report:

MolProbity : 4.02b-467
Mogul : 1.7 (RC4), CSD as536be (2015)
Xtriage (Phenix) : 1.9-1692
EDS : **FAILED**
Percentile statistics : 20151230.v01 (using entries in the PDB archive December 30th 2015)
Ideal geometry (proteins) : Engh & Huber (2001)
Ideal geometry (DNA, RNA) : Parkinson et al. (1996)
Validation Pipeline (wwPDB-VP) : trunk26865

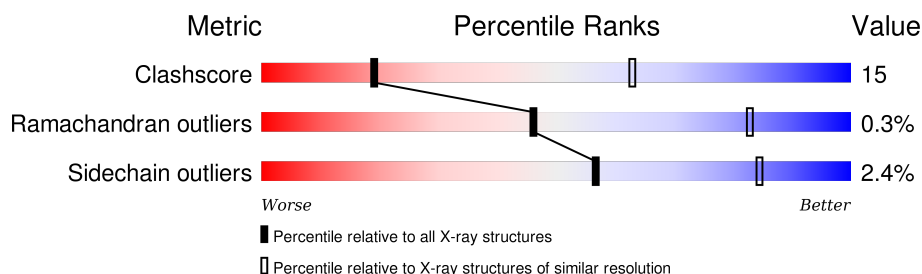
1 Overall quality at a glance

The following experimental techniques were used to determine the structure:

X-RAY DIFFRACTION

The reported resolution of this entry is 3.66 Å.

Percentile scores (ranging between 0-100) for global validation metrics of the entry are shown in the following graphic. The table shows the number of entries on which the scores are based.



Metric	Whole archive (#Entries)	Similar resolution (#Entries, resolution range(Å))
Clashscore	102246	1125 (3.82-3.50)
Ramachandran outliers	100387	1079 (3.82-3.50)
Sidechain outliers	100360	1078 (3.82-3.50)






















The table below summarises the geometric issues observed across the polymeric chains and their fit to the electron density. The red, orange, yellow and green segments on the lower bar indicate the fraction of residues that contain outliers for ≥ 3 , 2, 1 and 0 types of geometric quality criteria. A grey segment represents the fraction of residues that are not modelled. The numeric value for each fraction is indicated below the corresponding segment, with a dot representing fractions $\leq 5\%$. The upper red bar (where present) indicates the fraction of residues that have poor fit to the electron density. The numeric value is given above the bar.

Note EDS failed to run properly.

Mol	Chain	Length	Quality of chain
1	A	548	
1	B	548	
1	C	548	
1	D	548	
1	E	548	
1	F	548	
1	G	548	

Continued on next page...

Continued from previous page...

Mol	Chain	Length	Quality of chain
1	H	548	
1	I	548	
1	J	548	
1	K	548	
1	L	548	
1	M	548	
1	N	548	
2	1	97	
2	2	97	
2	O	97	
2	P	97	
2	Q	97	
2	R	97	
2	S	97	
2	T	97	
2	U	97	
2	V	97	
2	W	97	
2	X	97	
2	Y	97	
2	Z	97	

The following table lists non-polymeric compounds, carbohydrate monomers and non-standard residues in protein, DNA, RNA chains that are outliers for geometric or electron-density-fit criteria:

Mol	Type	Chain	Res	Chirality	Geometry	Clashes	Electron density
4	BEF	B	602	-	-	X	-
4	BEF	E	602	-	-	X	-

Continued on next page...

Continued from previous page...

Mol	Type	Chain	Res	Chirality	Geometry	Clashes	Electron density
4	BEF	G	602	-	-	X	-
4	BEF	J	602	-	-	X	-
4	BEF	K	602	-	-	X	-
4	BEF	L	602	-	-	X	-

2 Entry composition [i](#)

There are 6 unique types of molecules in this entry. The entry contains 64579 atoms, of which 0 are hydrogens and 0 are deuteriums.

In the tables below, the ZeroOcc column contains the number of atoms modelled with zero occupancy, the AltConf column contains the number of residues with at least one atom in alternate conformation and the Trace column contains the number of residues modelled with at most 2 atoms.

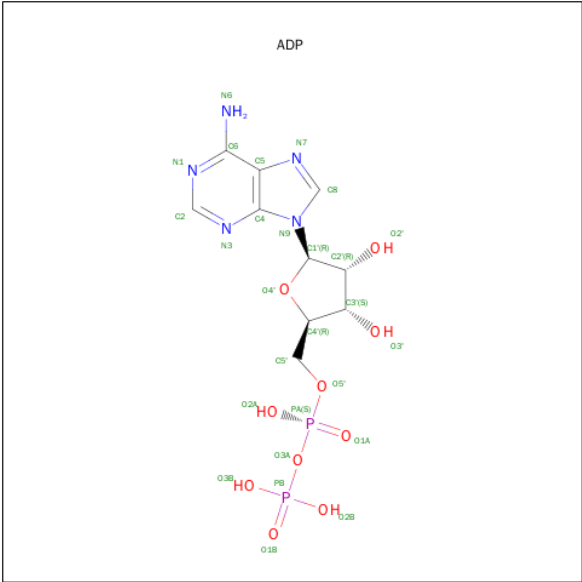
- Molecule 1 is a protein called 60 kDa chaperonin.

Mol	Chain	Residues	Atoms					ZeroOcc	AltConf	Trace
1	G	524	Total	C	N	O	S	0	0	0
			3855	2397	665	773	20			
1	A	524	Total	C	N	O	S	0	0	0
			3855	2397	665	773	20			
1	B	524	Total	C	N	O	S	0	0	0
			3855	2397	665	773	20			
1	F	524	Total	C	N	O	S	0	0	0
			3855	2397	665	773	20			
1	E	524	Total	C	N	O	S	0	0	0
			3855	2397	665	773	20			
1	C	524	Total	C	N	O	S	0	0	0
			3855	2397	665	773	20			
1	D	524	Total	C	N	O	S	0	0	0
			3855	2397	665	773	20			
1	K	524	Total	C	N	O	S	0	0	0
			3855	2397	665	773	20			
1	J	524	Total	C	N	O	S	0	0	0
			3855	2397	665	773	20			
1	I	524	Total	C	N	O	S	0	0	0
			3855	2397	665	773	20			
1	L	524	Total	C	N	O	S	0	0	0
			3855	2397	665	773	20			
1	M	524	Total	C	N	O	S	0	0	0
			3855	2397	665	773	20			
1	H	524	Total	C	N	O	S	0	0	0
			3855	2397	665	773	20			
1	N	524	Total	C	N	O	S	0	0	0
			3855	2397	665	773	20			

- Molecule 2 is a protein called 10 kDa chaperonin.

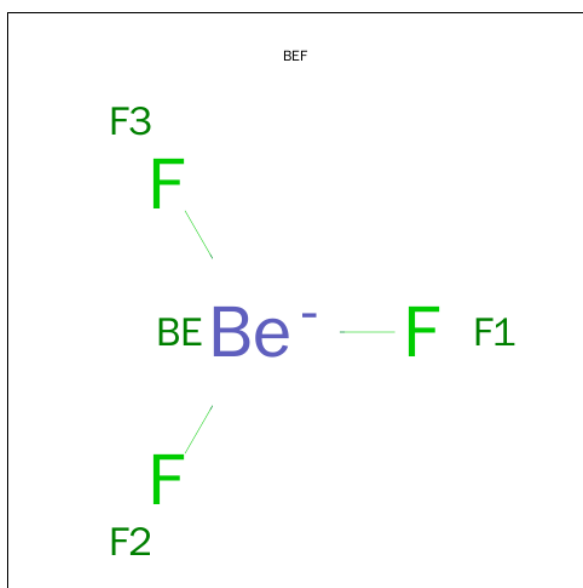
Mol	Chain	Residues	Atoms					ZeroOcc	AltConf	Trace
2	O	97	Total	C	N	O	S	0	0	0
			727	454	127	144	2			
2	P	97	Total	C	N	O	S	0	0	0
			727	454	127	144	2			
2	Q	97	Total	C	N	O	S	0	0	0
			727	454	127	144	2			
2	U	97	Total	C	N	O	S	0	0	0
			727	454	127	144	2			
2	T	97	Total	C	N	O	S	0	0	0
			727	454	127	144	2			
2	R	97	Total	C	N	O	S	0	0	0
			727	454	127	144	2			
2	S	97	Total	C	N	O	S	0	0	0
			727	454	127	144	2			
2	X	95	Total	C	N	O	S	0	0	0
			714	446	125	142	1			
2	W	96	Total	C	N	O	S	0	0	0
			719	449	126	143	1			
2	V	96	Total	C	N	O	S	0	0	0
			722	451	126	143	2			
2	Y	96	Total	C	N	O	S	0	0	0
			722	451	126	143	2			
2	Z	97	Total	C	N	O	S	0	0	0
			727	454	127	144	2			
2	2	97	Total	C	N	O	S	0	0	0
			727	454	127	144	2			
2	1	97	Total	C	N	O	S	0	0	0
			727	454	127	144	2			

- Molecule 3 is ADENOSINE-5'-DIPHOSPHATE (three-letter code: ADP) (formula: $C_{10}H_{15}N_5O_{10}P_2$).



Mol	Chain	Residues	Atoms					ZeroOcc	AltConf
3	G	1	Total	C	N	O	P	0	0
			27	10	5	10	2		
3	A	1	Total	C	N	O	P	0	0
			27	10	5	10	2		
3	B	1	Total	C	N	O	P	0	0
			27	10	5	10	2		
3	F	1	Total	C	N	O	P	0	0
			27	10	5	10	2		
3	E	1	Total	C	N	O	P	0	0
			27	10	5	10	2		
3	C	1	Total	C	N	O	P	0	0
			27	10	5	10	2		
3	D	1	Total	C	N	O	P	0	0
			27	10	5	10	2		
3	K	1	Total	C	N	O	P	0	0
			27	10	5	10	2		
3	J	1	Total	C	N	O	P	0	0
			27	10	5	10	2		
3	I	1	Total	C	N	O	P	0	0
			27	10	5	10	2		
3	L	1	Total	C	N	O	P	0	0
			27	10	5	10	2		
3	M	1	Total	C	N	O	P	0	0
			27	10	5	10	2		
3	H	1	Total	C	N	O	P	0	0
			27	10	5	10	2		
3	N	1	Total	C	N	O	P	0	0
			27	10	5	10	2		

- Molecule 4 is BERYLLIUM TRIFLUORIDE ION (three-letter code: BEF) (formula: BeF₃).



Mol	Chain	Residues	Atoms			ZeroOcc	AltConf
4	G	1	Total 4	Be 1	F 3	0	0
4	A	1	Total 4	Be 1	F 3	0	0
4	B	1	Total 4	Be 1	F 3	0	0
4	F	1	Total 4	Be 1	F 3	0	0
4	E	1	Total 4	Be 1	F 3	0	0
4	C	1	Total 4	Be 1	F 3	0	0
4	D	1	Total 4	Be 1	F 3	0	0
4	K	1	Total 4	Be 1	F 3	0	0
4	J	1	Total 4	Be 1	F 3	0	0
4	I	1	Total 4	Be 1	F 3	0	0
4	L	1	Total 4	Be 1	F 3	0	0
4	M	1	Total 4	Be 1	F 3	0	0
4	H	1	Total 4	Be 1	F 3	0	0

Continued on next page...

Continued from previous page...

Mol	Chain	Residues	Atoms			ZeroOcc	AltConf
4	N	1	Total	Be	F	0	0
			4	1	3		

- Molecule 5 is MAGNESIUM ION (three-letter code: MG) (formula: Mg).

Mol	Chain	Residues	Atoms		ZeroOcc	AltConf
5	G	1	Total	Mg	0	0
			1	1		
5	J	1	Total	Mg	0	0
			1	1		
5	D	1	Total	Mg	0	0
			1	1		
5	K	1	Total	Mg	0	0
			1	1		
5	E	1	Total	Mg	0	0
			1	1		
5	H	1	Total	Mg	0	0
			1	1		
5	B	1	Total	Mg	0	0
			1	1		
5	I	1	Total	Mg	0	0
			1	1		
5	C	1	Total	Mg	0	0
			1	1		
5	A	1	Total	Mg	0	0
			1	1		
5	N	1	Total	Mg	0	0
			1	1		
5	L	1	Total	Mg	0	0
			1	1		
5	F	1	Total	Mg	0	0
			1	1		
5	M	1	Total	Mg	0	0
			1	1		

- Molecule 6 is POTASSIUM ION (three-letter code: K) (formula: K).

Mol	Chain	Residues	Atoms		ZeroOcc	AltConf
6	G	1	Total	K	0	0
			1	1		
6	J	1	Total	K	0	0
			1	1		

Continued on next page...

Continued from previous page...

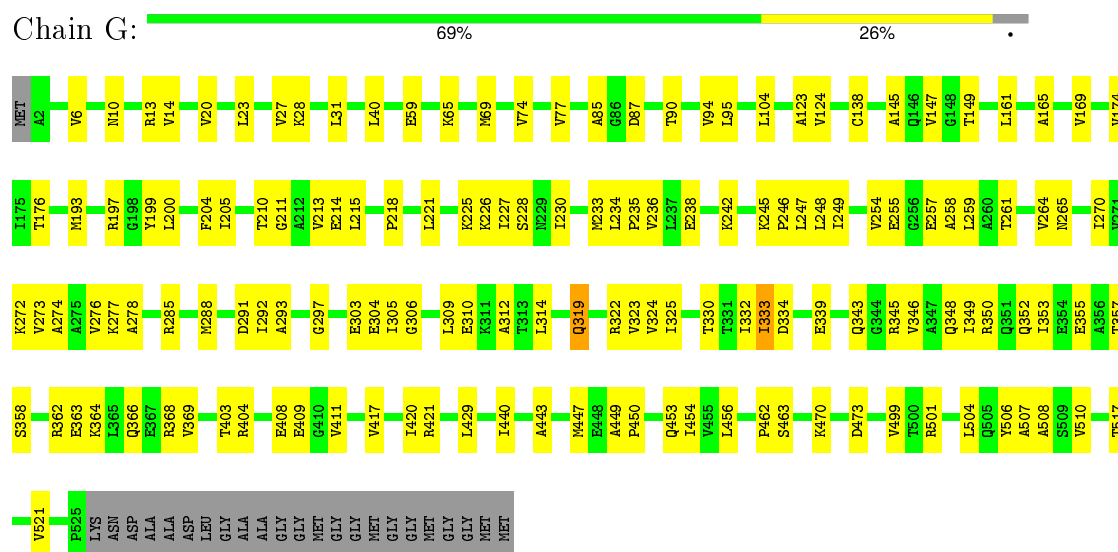
Mol	Chain	Residues	Atoms		ZeroOcc	AltConf
6	D	1	Total 1	K 1	0	0
6	K	1	Total 1	K 1	0	0
6	E	1	Total 1	K 1	0	0
6	H	1	Total 1	K 1	0	0
6	B	1	Total 1	K 1	0	0
6	I	1	Total 1	K 1	0	0
6	C	1	Total 1	K 1	0	0
6	A	1	Total 1	K 1	0	0
6	N	1	Total 1	K 1	0	0
6	L	1	Total 1	K 1	0	0
6	F	1	Total 1	K 1	0	0
6	M	1	Total 1	K 1	0	0

3 Residue-property plots

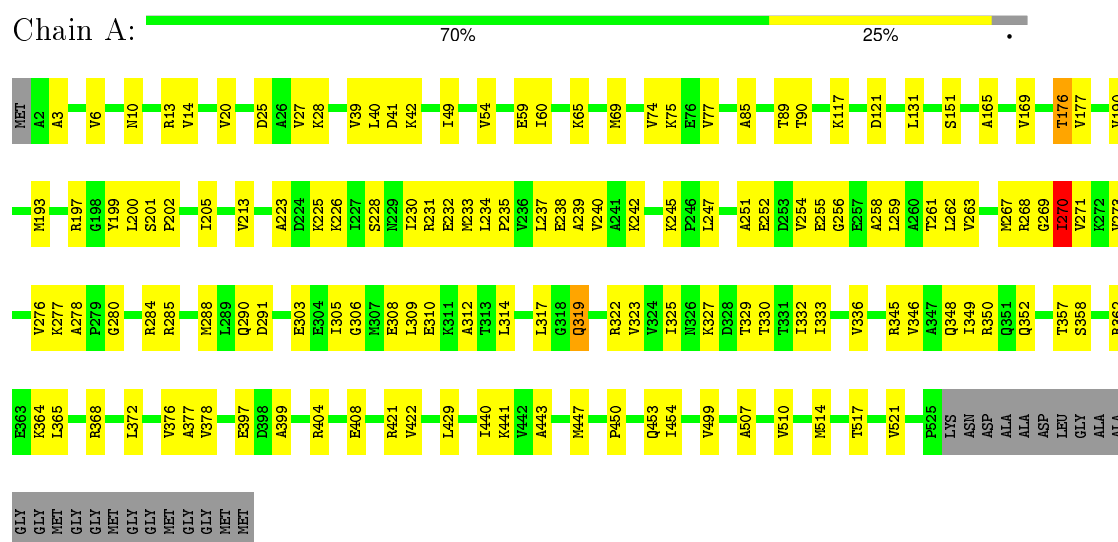
These plots are drawn for all protein, RNA and DNA chains in the entry. The first graphic for a chain summarises the proportions of errors displayed in the second graphic. The second graphic shows the sequence view annotated by issues in geometry and electron density. Residues are color-coded according to the number of geometric quality criteria for which they contain at least one outlier: green = 0, yellow = 1, orange = 2 and red = 3 or more. A red dot above a residue indicates a poor fit to the electron density ($RSRZ > 2$). Stretches of 2 or more consecutive residues without any outlier are shown as a green connector. Residues present in the sample, but not in the model, are shown in grey.

Note EDS failed to run properly.

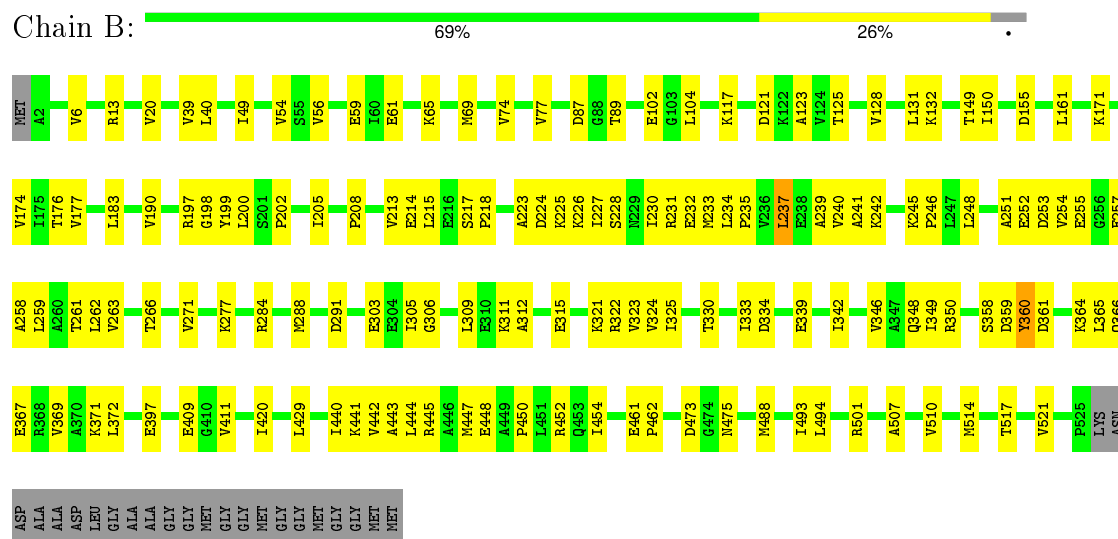
- Molecule 1: 60 kDa chaperonin



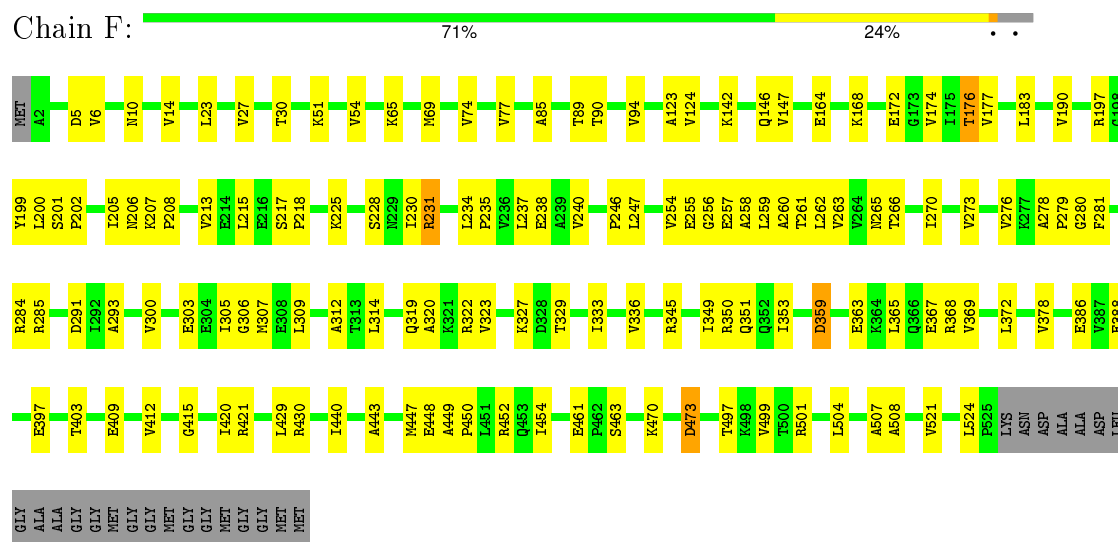
- Molecule 1: 60 kDa chaperonin



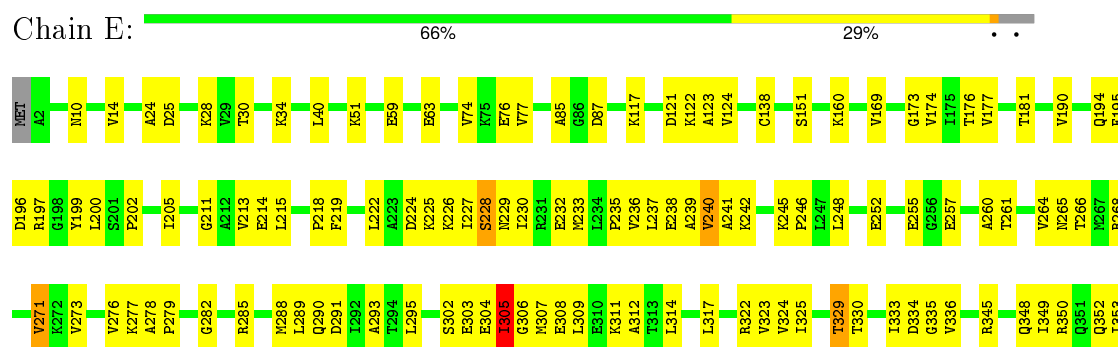
- Molecule 1: 60 kDa chaperonin

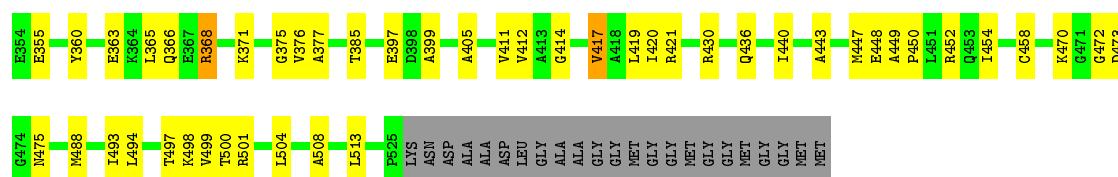


- Molecule 1: 60 kDa chaperonin



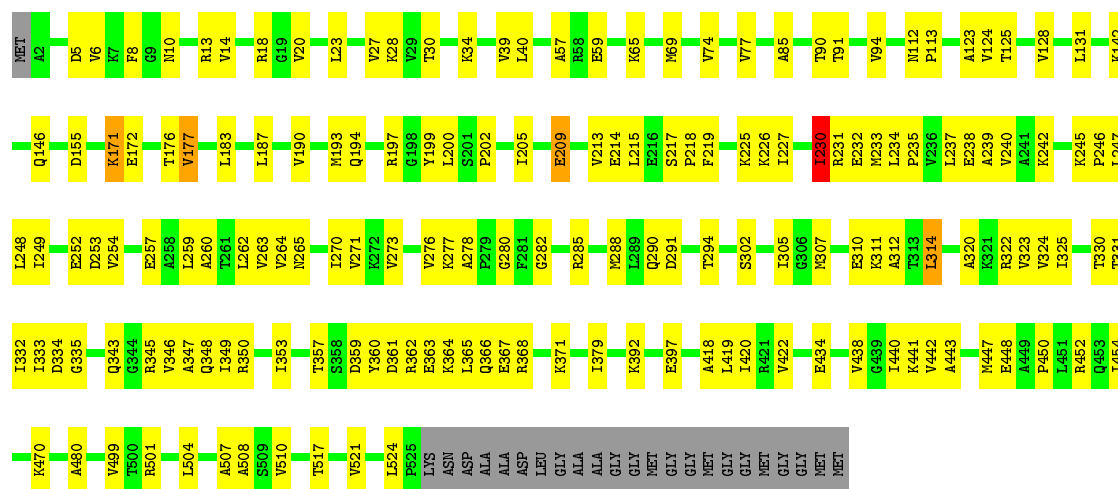
- Molecule 1: 60 kDa chaperonin





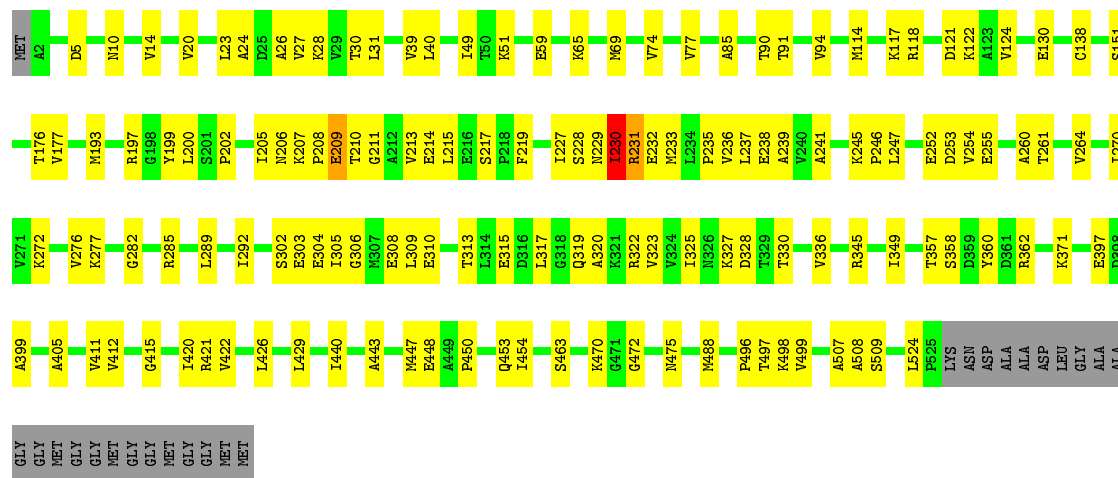
• Molecule 1: 60 kDa chaperonin

Chain C: 66% 29%



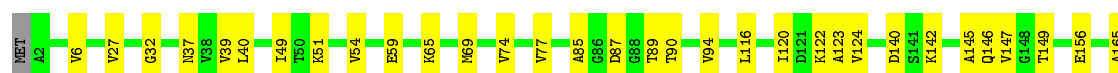
• Molecule 1: 60 kDa chaperonin

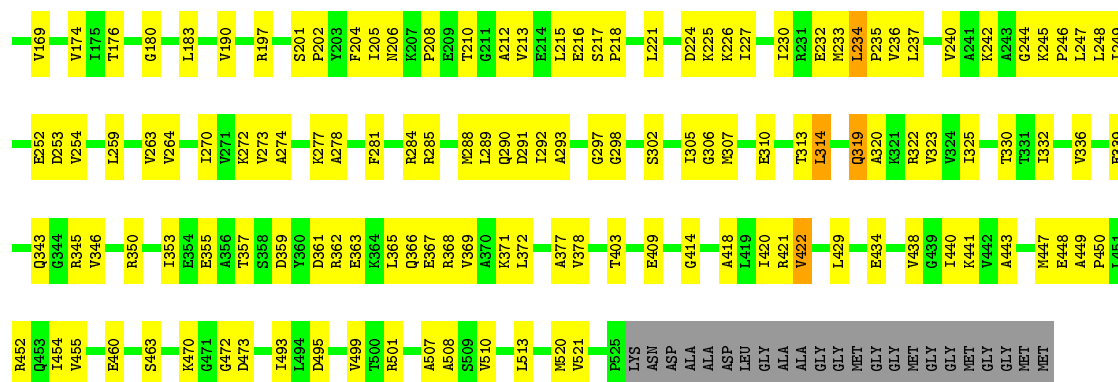
Chain D: 70% 25%



• Molecule 1: 60 kDa chaperonin

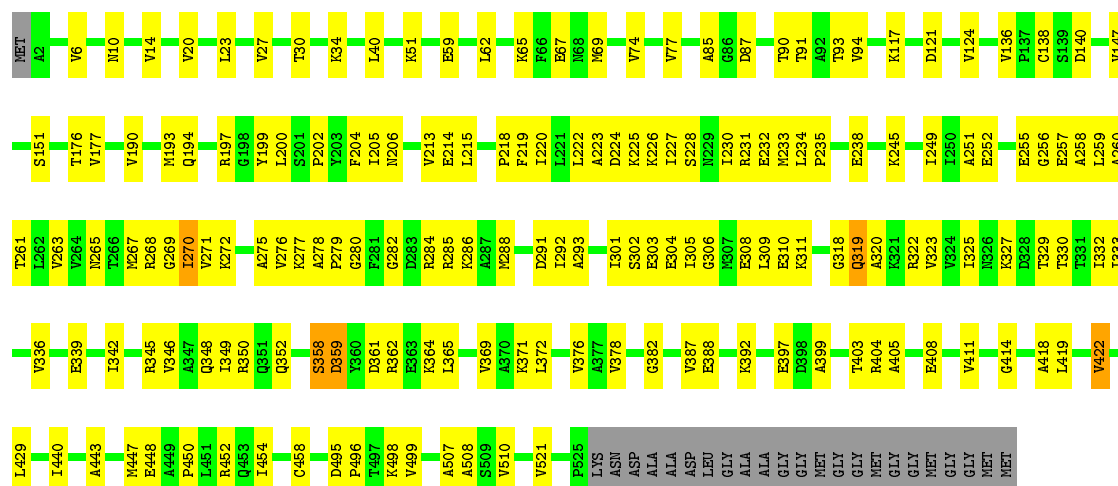
Chain K: 65% 30%





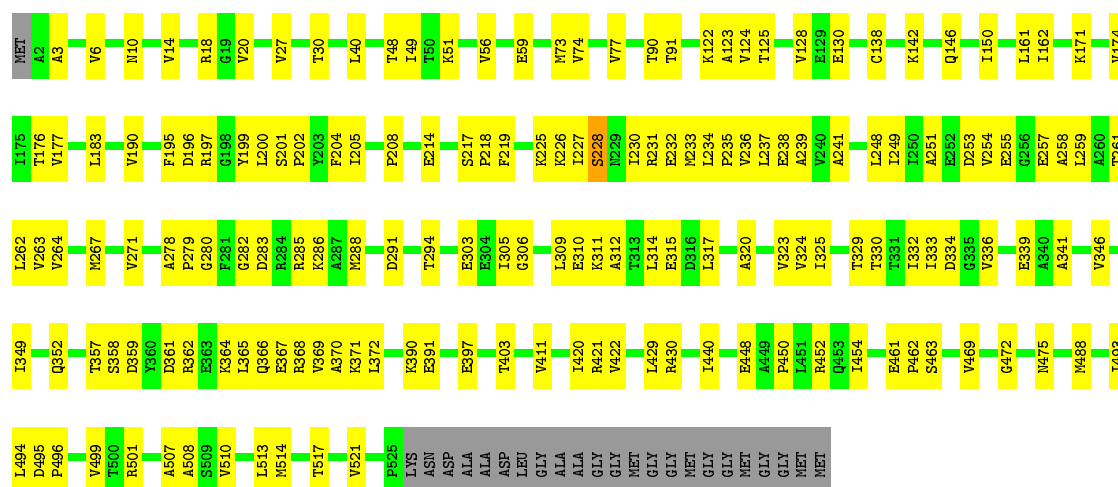
• Molecule 1: 60 kDa chaperonin

Chain J: 65% 30% • •



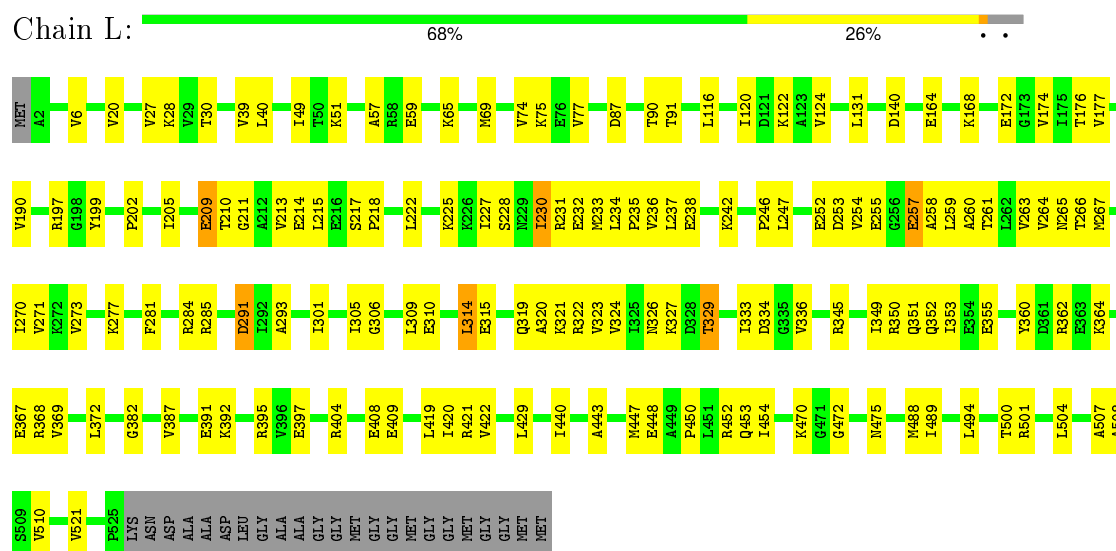
• Molecule 1: 60 kDa chaperonin

Chain I: 66% 30% •



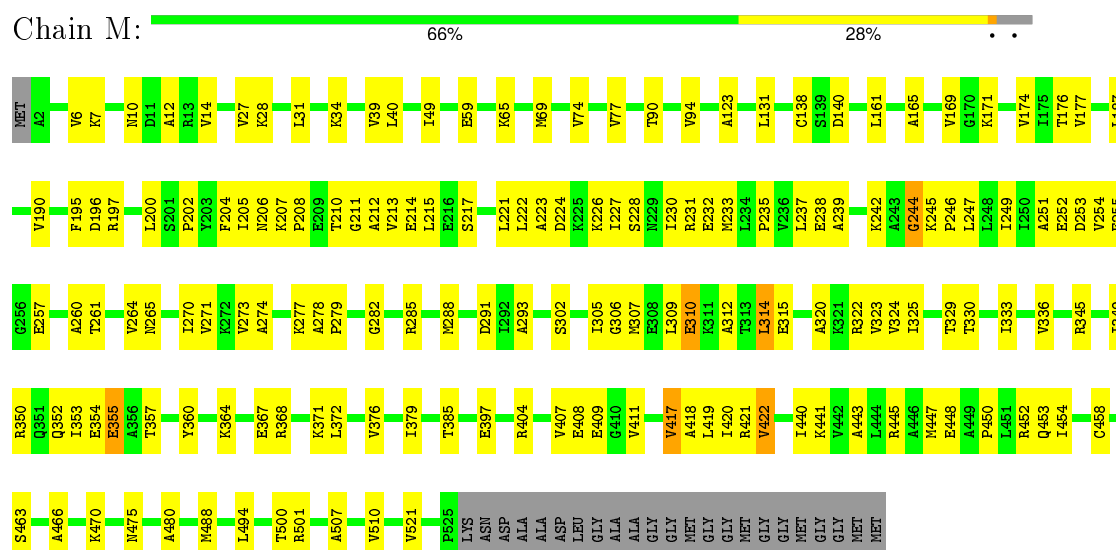
• Molecule 1: 60 kDa chaperonin

Chain L:



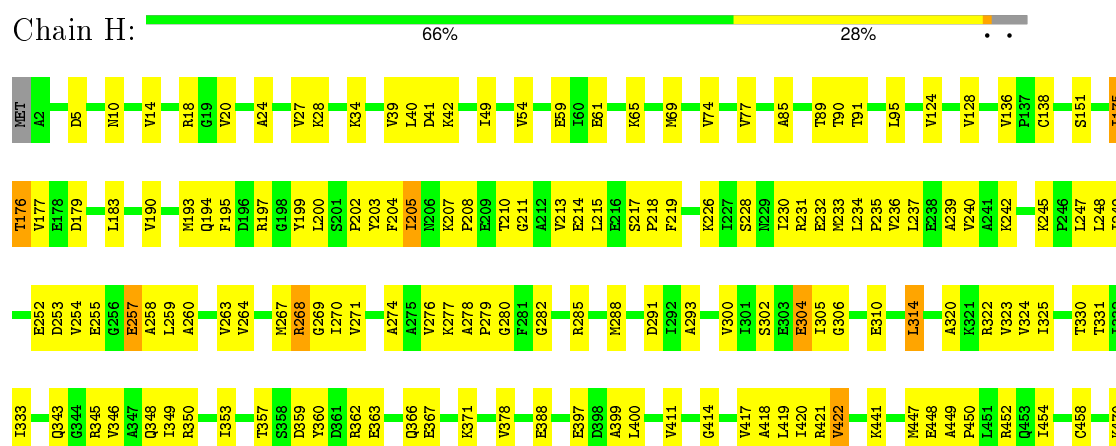
- Molecule 1: 60 kDa chaperonin

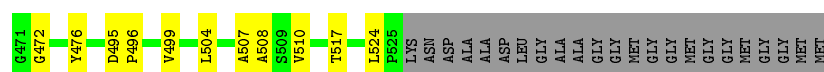
Chain M:



- Molecule 1: 60 kDa chaperonin

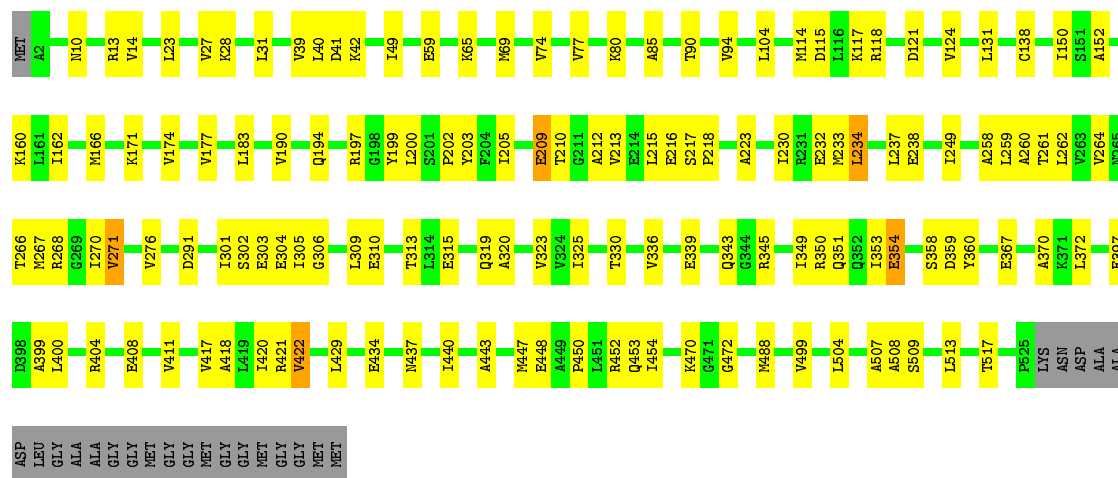
Chain H:





- Molecule 1: 60 kDa chaperonin

Chain N: 70% 24%



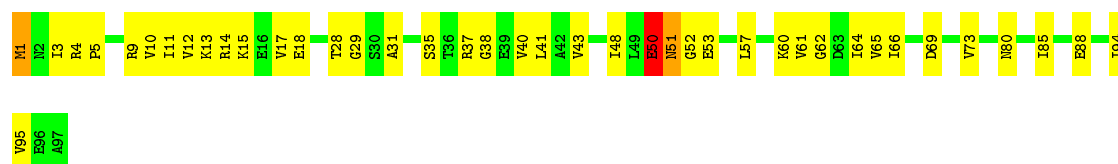
- Molecule 2: 10 kDa chaperonin

Chain O: 69% 29%



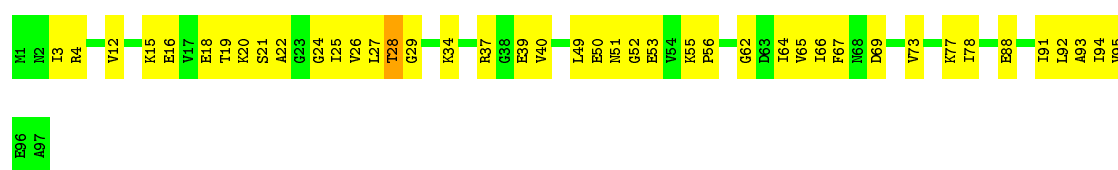
- Molecule 2: 10 kDa chaperonin

Chain P: 58% 39%



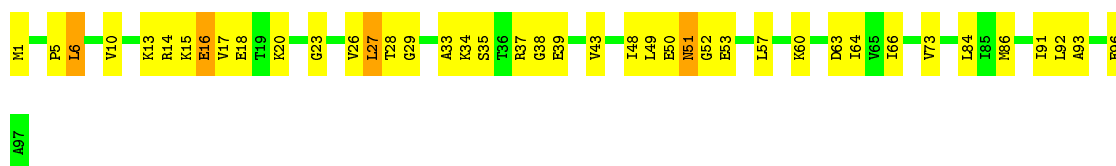
- Molecule 2: 10 kDa chaperonin

Chain Q: 57% 42%

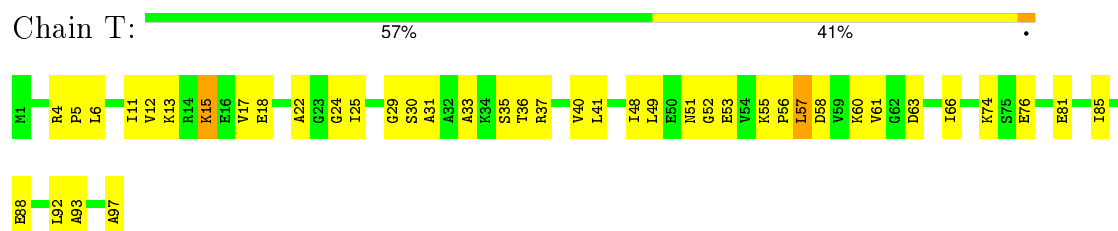


- Molecule 2: 10 kDa chaperonin

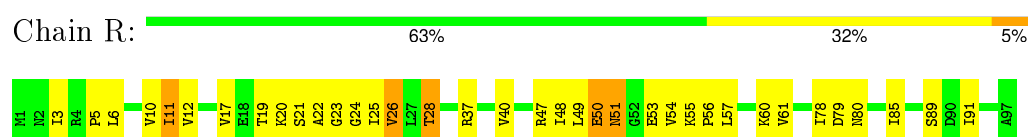
Chain U: 58% 38%




- Molecule 2: 10 kDa chaperonin



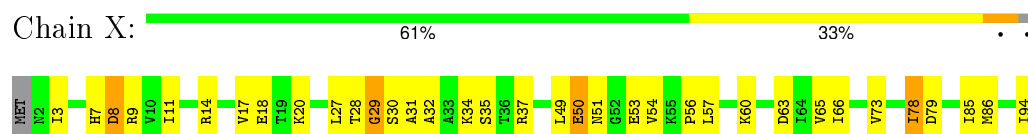
- Molecule 2: 10 kDa chaperonin



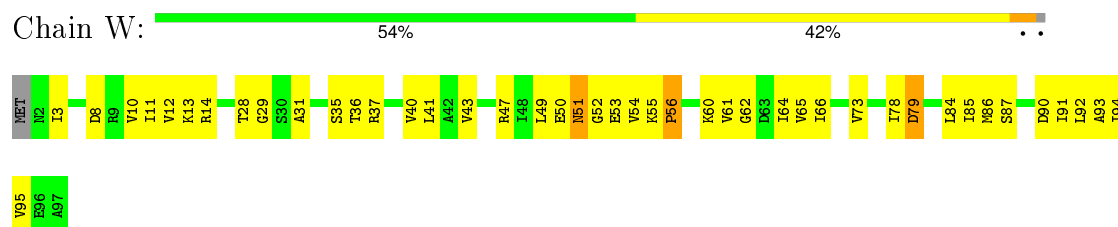
- Molecule 2: 10 kDa chaperonin



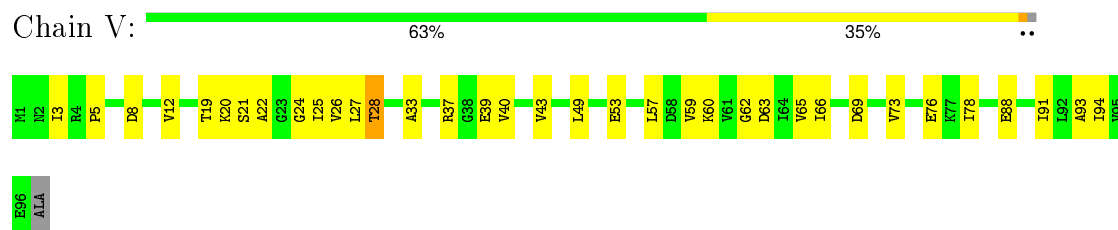
- Molecule 2: 10 kDa chaperonin



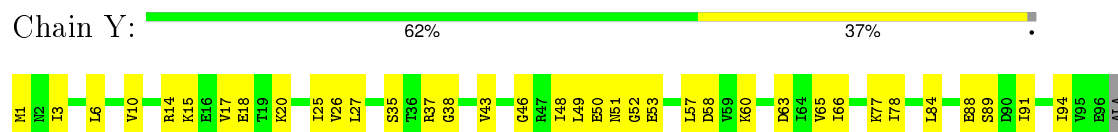
- Molecule 2: 10 kDa chaperonin



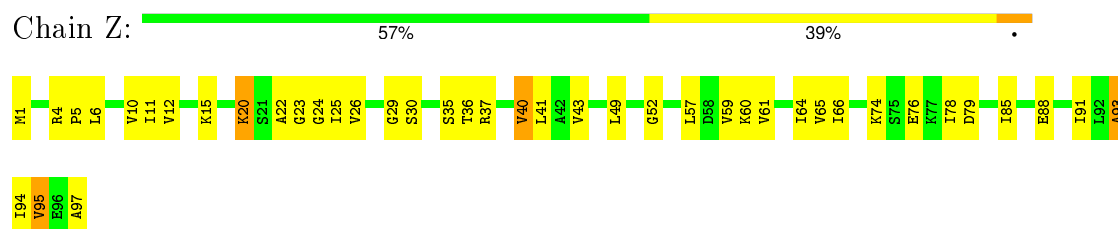
- Molecule 2: 10 kDa chaperonin



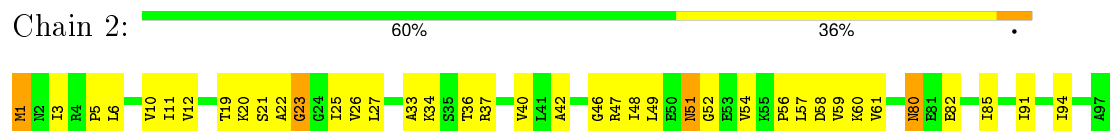
- Molecule 2: 10 kDa chaperonin



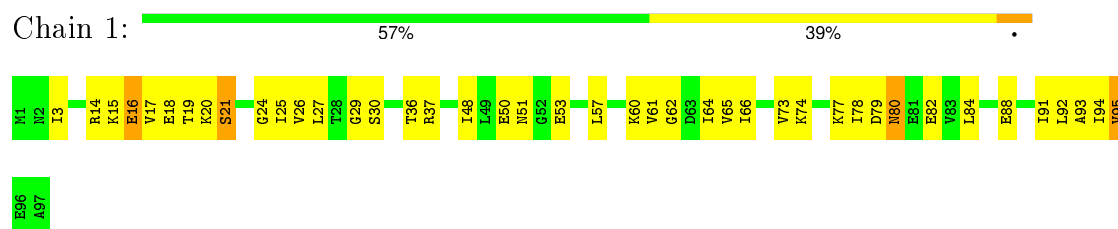
- Molecule 2: 10 kDa chaperonin



- Molecule 2: 10 kDa chaperonin



- Molecule 2: 10 kDa chaperonin



4 Data and refinement statistics

EDS failed to run properly - this section will therefore be incomplete.

Property	Value	Source
Space group	P 21 21 21	Depositor
Cell constants a, b, c, α , β , γ	171.95Å 173.65Å 411.27Å 90.00° 90.00° 90.00°	Depositor
Resolution (Å)	122.19 – 3.66	Depositor
% Data completeness (in resolution range)	99.5 (122.19-3.66)	Depositor
R_{merge}	(Not available)	Depositor
R_{sym}	(Not available)	Depositor
$\langle I/\sigma(I) \rangle$ ¹	2.34 (at 3.67Å)	Xtriage
Refinement program	PHENIX (phenix.refine: 1.8.4_1496)	Depositor
R, R_{free}	0.188 , 0.241	Depositor
Wilson B-factor (Å ²)	87.5	Xtriage
Anisotropy	0.664	Xtriage
Estimated twinning fraction	0.190 for k,h,-l	Xtriage
L-test for twinning ²	$\langle L \rangle = 0.47$, $\langle L^2 \rangle = 0.30$	Xtriage
Outliers	0 of 135539 reflections	Xtriage
Total number of atoms	64579	wwPDB-VP
Average B, all atoms (Å ²)	106.0	wwPDB-VP

Xtriage's analysis on translational NCS is as follows: *The largest off-origin peak in the Patterson function is 1.93% of the height of the origin peak. No significant pseudotranslation is detected.*

¹Intensities estimated from amplitudes.

²Theoretical values of $\langle |L| \rangle$, $\langle L^2 \rangle$ for acentric reflections are 0.5, 0.375 respectively for untwinned datasets, and 0.333, 0.2 for perfectly twinned datasets.

5 Model quality

5.1 Standard geometry

Bond lengths and bond angles in the following residue types are not validated in this section: K, BEF, MG, ADP

The Z score for a bond length (or angle) is the number of standard deviations the observed value is removed from the expected value. A bond length (or angle) with $|Z| > 5$ is considered an outlier worth inspection. RMSZ is the root-mean-square of all Z scores of the bond lengths (or angles).

Mol	Chain	Bond lengths		Bond angles	
		RMSZ	# Z >5	RMSZ	# Z >5
1	A	0.34	0/3883	0.56	0/5243
1	B	0.32	0/3883	0.55	0/5243
1	C	0.33	0/3883	0.58	0/5243
1	D	0.35	0/3883	0.60	1/5243 (0.0%)
1	E	0.33	0/3883	0.56	0/5243
1	F	0.33	0/3883	0.56	1/5243 (0.0%)
1	G	0.34	0/3883	0.57	1/5243 (0.0%)
1	H	0.32	0/3883	0.57	0/5243
1	I	0.32	0/3883	0.56	0/5243
1	J	0.33	0/3883	0.56	0/5243
1	K	0.33	0/3883	0.59	2/5243 (0.0%)
1	L	0.33	0/3883	0.55	1/5243 (0.0%)
1	M	0.33	0/3883	0.59	1/5243 (0.0%)
1	N	0.35	0/3883	0.59	1/5243 (0.0%)
2	1	0.33	0/731	0.64	0/983
2	2	0.33	0/731	0.72	2/983 (0.2%)
2	O	0.30	0/731	0.64	0/983
2	P	0.33	0/731	0.71	1/983 (0.1%)
2	Q	0.30	0/731	0.66	0/983
2	R	0.32	0/731	0.71	0/983
2	S	0.39	0/731	0.85	2/983 (0.2%)
2	T	0.30	0/731	0.65	1/983 (0.1%)
2	U	0.29	0/731	0.61	0/983
2	V	0.28	0/726	0.61	0/976
2	W	0.31	0/723	0.67	0/973
2	X	0.33	0/718	0.65	0/966
2	Y	0.29	0/726	0.66	0/976
2	Z	0.29	0/731	0.63	0/983
All	All	0.33	0/64565	0.59	14/87123 (0.0%)

Chiral center outliers are detected by calculating the chiral volume of a chiral center and verifying

if the center is modelled as a planar moiety or with the opposite hand. A planarity outlier is detected by checking planarity of atoms in a peptide group, atoms in a mainchain group or atoms of a sidechain that are expected to be planar.

Mol	Chain	#Chirality outliers	#Planarity outliers
1	E	0	2
1	K	0	1
2	2	0	1
2	O	0	1
2	P	0	1
2	Q	0	1
2	S	0	4
2	T	0	1
2	W	0	1
2	X	0	1
2	Z	0	1
All	All	0	15

There are no bond length outliers.

All (14) bond angle outliers are listed below:

Mol	Chain	Res	Type	Atoms	Z	Observed(°)	Ideal(°)
2	2	52	GLY	N-CA-C	-6.49	96.87	113.10
1	M	244	GLY	N-CA-C	5.88	127.79	113.10
2	S	57	LEU	CA-CB-CG	-5.59	102.45	115.30
1	L	230	ILE	CG1-CB-CG2	-5.52	99.25	111.40
2	P	51	ASN	CA-C-N	5.51	127.23	116.20
2	T	52	GLY	N-CA-C	-5.46	99.44	113.10
2	2	23	GLY	N-CA-C	-5.45	99.47	113.10
1	G	23	LEU	CA-CB-CG	5.40	127.72	115.30
2	S	23	GLY	N-CA-C	5.36	126.50	113.10
1	K	234	LEU	CA-CB-CG	5.34	127.58	115.30
1	F	23	LEU	CA-CB-CG	5.23	127.32	115.30
1	N	23	LEU	CA-CB-CG	5.13	127.09	115.30
1	D	23	LEU	CA-CB-CG	5.05	126.91	115.30
1	K	180	GLY	N-CA-C	5.04	125.71	113.10

There are no chirality outliers.

All (15) planarity outliers are listed below:

Mol	Chain	Res	Type	Group
2	2	56	PRO	Peptide
1	E	228	SER	Peptide

Continued on next page...

Continued from previous page...

Mol	Chain	Res	Type	Group
1	E	305	ILE	Peptide
1	K	208	PRO	Peptide
2	O	29	GLY	Peptide
2	P	50	GLU	Peptide
2	Q	51	ASN	Peptide
2	S	18	GLU	Peptide
2	S	28	THR	Peptide
2	S	51	ASN	Peptide
2	S	56	PRO	Peptide
2	T	15	LYS	Peptide
2	W	56	PRO	Peptide
2	X	29	GLY	Peptide
2	Z	93	ALA	Peptide

5.2 Too-close contacts ⓘ

In the following table, the Non-H and H(model) columns list the number of non-hydrogen atoms and hydrogen atoms in the chain respectively. The H(added) column lists the number of hydrogen atoms added and optimized by MolProbity. The Clashes column lists the number of clashes within the asymmetric unit, whereas Symm-Clashes lists symmetry related clashes.

Mol	Chain	Non-H	H(model)	H(added)	Clashes	Symm-Clashes
1	A	3855	0	3974	109	0
1	B	3855	0	3976	117	0
1	C	3855	0	3975	125	0
1	D	3855	0	3976	101	0
1	E	3855	0	3976	131	0
1	F	3855	0	3975	99	0
1	G	3855	0	3975	113	0
1	H	3855	0	3976	125	0
1	I	3855	0	3975	124	0
1	J	3855	0	3975	133	0
1	K	3855	0	3974	124	0
1	L	3855	0	3975	107	0
1	M	3855	0	3975	128	0
1	N	3855	0	3976	90	0
2	1	727	0	762	43	0
2	2	727	0	762	41	0
2	O	727	0	762	23	0
2	P	727	0	762	41	0
2	Q	727	0	762	39	0
2	R	727	0	762	32	0

Continued on next page...

Continued from previous page...

Mol	Chain	Non-H	H(model)	H(added)	Clashes	Symm-Clashes
2	S	727	0	762	57	0
2	T	727	0	762	36	0
2	U	727	0	762	40	0
2	V	722	0	757	27	0
2	W	719	0	750	37	0
2	X	714	0	745	19	0
2	Y	722	0	757	28	0
2	Z	727	0	762	34	0
3	A	27	0	12	0	0
3	B	27	0	12	1	0
3	C	27	0	12	2	0
3	D	27	0	12	3	0
3	E	27	0	12	1	0
3	F	27	0	12	2	0
3	G	27	0	12	2	0
3	H	27	0	12	2	0
3	I	27	0	12	3	0
3	J	27	0	12	3	0
3	K	27	0	12	2	0
3	L	27	0	12	2	0
3	M	27	0	12	3	0
3	N	27	0	12	1	0
4	A	4	0	0	0	0
4	B	4	0	0	3	0
4	C	4	0	0	1	0
4	D	4	0	0	1	0
4	E	4	0	0	2	0
4	F	4	0	0	1	0
4	G	4	0	0	3	0
4	H	4	0	0	1	0
4	I	4	0	0	1	0
4	J	4	0	0	2	0
4	K	4	0	0	2	0
4	L	4	0	0	2	0
4	M	4	0	0	1	0
4	N	4	0	0	1	0
5	A	1	0	0	0	0
5	B	1	0	0	0	0
5	C	1	0	0	0	0
5	D	1	0	0	0	0
5	E	1	0	0	0	0
5	F	1	0	0	0	0

Continued on next page...

Continued from previous page...

Mol	Chain	Non-H	H(model)	H(added)	Clashes	Symm-Clashes
5	G	1	0	0	0	0
5	H	1	0	0	0	0
5	I	1	0	0	0	0
5	J	1	0	0	0	0
5	K	1	0	0	0	0
5	L	1	0	0	0	0
5	M	1	0	0	0	0
5	N	1	0	0	0	0
6	A	1	0	0	0	0
6	B	1	0	0	0	0
6	C	1	0	0	0	0
6	D	1	0	0	0	0
6	E	1	0	0	0	0
6	F	1	0	0	0	0
6	G	1	0	0	0	0
6	H	1	0	0	0	0
6	I	1	0	0	0	0
6	J	1	0	0	0	0
6	K	1	0	0	0	0
6	L	1	0	0	0	0
6	M	1	0	0	0	0
6	N	1	0	0	0	0
All	All	64579	0	66450	1996	0

The all-atom clashscore is defined as the number of clashes found per 1000 atoms (including hydrogen atoms). The all-atom clashscore for this structure is 15.

All (1996) close contacts within the same asymmetric unit are listed below, sorted by their clash magnitude.

Atom-1	Atom-2	Interatomic distance (Å)	Clash overlap (Å)
1:C:226:LYS:HG2	1:C:252:GLU:HG2	1.39	1.03
1:C:239:ALA:HA	2:Q:25:ILE:HD11	1.43	1.01
1:E:238:GLU:HB2	2:S:22:ALA:HB1	1.45	0.97
2:S:28:THR:HG22	2:S:29:GLY:HA3	1.49	0.94
1:B:291:ASP:HB3	1:B:372:LEU:HD21	1.50	0.93
2:X:18:GLU:HB3	2:X:28:THR:HB	1.52	0.92
1:G:234:LEU:HD13	1:G:309:LEU:HB2	1.51	0.91
1:J:200:LEU:HD11	1:J:277:LYS:HG3	1.54	0.88
1:D:205:ILE:HG22	1:D:207:LYS:H	1.39	0.87
2:V:20:LYS:HG3	2:V:28:THR:HG23	1.56	0.87
1:K:236:VAL:HG13	1:K:237:LEU:HD12	1.56	0.86

Continued on next page...

Continued from previous page...

Atom-1	Atom-2	Interatomic distance (Å)	Clash overlap (Å)
2:S:46:GLY:HA2	2:S:57:LEU:HG	1.59	0.85
1:I:231:ARG:HH12	2:W:31:ALA:HB2	1.40	0.85
1:L:205:ILE:HA	1:L:213:VAL:HG22	1.59	0.85
1:F:237:LEU:HD21	1:F:312:ALA:HB3	1.60	0.83
2:O:37:ARG:HG2	2:O:66:ILE:HG12	1.61	0.83
1:G:205:ILE:HA	1:G:213:VAL:HG22	1.59	0.83
1:N:205:ILE:HA	1:N:213:VAL:HG22	1.60	0.82
2:2:48:ILE:HG12	2:2:54:VAL:HG12	1.59	0.82
1:L:284:ARG:HB3	1:L:364:LYS:HE2	1.62	0.82
2:Z:65:VAL:HG12	2:Z:94:ILE:HG22	1.61	0.82
1:C:227:ILE:HD11	1:C:254:VAL:HG22	1.59	0.82
1:C:367:GLU:HG2	1:C:371:LYS:HE2	1.62	0.82
1:M:231:ARG:HD3	1:M:261:THR:HG21	1.61	0.81
2:1:37:ARG:HG2	2:1:66:ILE:HG22	1.62	0.81
2:2:20:LYS:HD3	2:2:22:ALA:HB2	1.60	0.81
2:S:50:GLU:O	2:S:51:ASN:ND2	2.12	0.81
1:I:294:THR:HB	1:I:341:ALA:HB1	1.60	0.81
1:B:241:ALA:HB1	1:B:271:VAL:HG11	1.62	0.81
1:J:228:SER:HB2	1:J:255:GLU:HB3	1.62	0.81
1:I:197:ARG:HH11	1:I:279:PRO:HG3	1.47	0.80
1:D:228:SER:HB2	1:D:255:GLU:HB2	1.61	0.80
2:R:48:ILE:HG12	2:R:54:VAL:HG12	1.63	0.80
2:S:37:ARG:HG2	2:S:66:ILE:HG22	1.64	0.80
1:G:358:SER:HA	1:G:362:ARG:HE	1.46	0.79
1:N:232:GLU:HG2	1:N:309:LEU:HB3	1.63	0.79
1:C:322:ARG:HB3	1:C:333:ILE:HD12	1.65	0.78
2:2:20:LYS:HA	2:2:21:SER:HB3	1.65	0.78
1:C:278:ALA:HB3	1:C:285:ARG:HD2	1.64	0.78
2:R:78:ILE:HG13	2:R:79:ASP:H	1.48	0.77
1:G:234:LEU:HD21	1:G:310:GLU:HG3	1.64	0.77
1:G:350:ARG:HA	1:G:353:ILE:HG12	1.67	0.77
1:L:420:ILE:HD13	1:L:448:GLU:HG2	1.67	0.77
2:S:15:LYS:HG3	2:S:16:GLU:H	1.50	0.77
2:1:79:ASP:O	2:1:80:ASN:ND2	2.14	0.77
1:M:350:ARG:HA	1:M:353:ILE:HG23	1.68	0.76
1:A:200:LEU:HD11	1:A:277:LYS:HG3	1.65	0.76
2:T:35:SER:OG	2:T:37:ARG:O	2.04	0.76
2:W:50:GLU:O	2:W:51:ASN:ND2	2.19	0.76
1:M:411:VAL:HG21	1:M:494:LEU:HD23	1.67	0.76
1:D:420:ILE:HD13	1:D:448:GLU:HG2	1.67	0.76
1:E:322:ARG:HB3	1:E:333:ILE:HD12	1.68	0.76

Continued on next page...

Continued from previous page...

Atom-1	Atom-2	Interatomic distance (Å)	Clash overlap (Å)
1:G:261:THR:O	1:G:265:ASN:ND2	2.17	0.76
2:S:22:ALA:HB2	2:S:25:ILE:H	1.51	0.75
2:2:20:LYS:HB3	2:2:22:ALA:N	2.00	0.75
1:I:411:VAL:HG21	1:I:494:LEU:HD23	1.68	0.75
1:H:322:ARG:HB3	1:H:333:ILE:HD12	1.68	0.75
2:T:5:PRO:HB3	2:T:11:ILE:HG23	1.67	0.74
1:I:214:GLU:HG2	1:I:324:VAL:HG22	1.69	0.74
1:H:230:ILE:HG22	1:H:257:GLU:HG3	1.69	0.74
1:K:357:THR:HG22	1:K:359:ASP:HB2	1.67	0.74
2:Z:91:ILE:HG22	2:Z:93:ALA:H	1.51	0.74
2:Q:37:ARG:HG2	2:Q:66:ILE:HG12	1.69	0.74
1:J:495:ASP:OD1	3:J:601:ADP:O2'	2.04	0.74
1:H:278:ALA:HB3	1:H:285:ARG:HD2	1.68	0.74
1:K:302:SER:H	1:K:307:MET:HE3	1.53	0.74
1:I:226:LYS:HE3	1:I:253:ASP:HB3	1.67	0.74
1:E:228:SER:HA	1:E:255:GLU:HB2	1.68	0.74
1:E:200:LEU:HD11	1:E:277:LYS:HG3	1.68	0.74
1:K:355:GLU:O	1:K:362:ARG:NH2	2.20	0.74
1:I:241:ALA:HA	1:I:271:VAL:HG11	1.69	0.74
1:E:278:ALA:HB3	1:E:285:ARG:HD2	1.70	0.73
2:P:14:ARG:HG2	2:P:35:SER:HB3	1.70	0.73
1:I:236:VAL:HG21	1:I:312:ALA:HB3	1.69	0.73
1:I:174:VAL:HG21	1:I:367:GLU:HA	1.70	0.73
1:D:228:SER:CB	1:D:255:GLU:HB2	2.18	0.73
1:A:291:ASP:HB3	1:A:372:LEU:HD21	1.69	0.73
1:B:321:LYS:HB2	1:B:334:ASP:HB2	1.69	0.73
1:D:358:SER:O	1:D:362:ARG:NH1	2.21	0.73
2:T:57:LEU:HD23	2:T:88:GLU:HB2	1.71	0.73
1:C:448:GLU:OE1	1:C:452:ARG:NH1	2.22	0.73
2:1:25:ILE:HG13	2:1:26:VAL:HG23	1.70	0.73
1:K:205:ILE:HA	1:K:213:VAL:HG12	1.70	0.73
2:2:1:MET:SD	2:2:1:MET:N	2.61	0.73
1:M:227:ILE:HG23	1:M:230:ILE:HB	1.68	0.73
1:K:323:VAL:HG12	1:K:332:ILE:HG12	1.71	0.73
1:G:366:GLN:HA	1:G:369:VAL:HG12	1.69	0.73
1:E:291:ASP:OD1	1:E:345:ARG:NH2	2.21	0.73
1:A:291:ASP:OD1	1:A:345:ARG:NH2	2.22	0.72
1:B:333:ILE:HG13	1:B:334:ASP:H	1.54	0.72
1:H:205:ILE:HA	1:H:213:VAL:HG22	1.72	0.72
1:B:228:SER:HA	1:B:255:GLU:HB2	1.71	0.72
1:B:226:LYS:HG3	1:B:253:ASP:HB3	1.72	0.72

Continued on next page...

Continued from previous page...

Atom-1	Atom-2	Interatomic distance (Å)	Clash overlap (Å)
1:K:305:ILE:HG23	1:J:267:MET:HG3	1.70	0.72
1:E:325:ILE:HG12	1:E:330:THR:HG23	1.70	0.72
1:H:367:GLU:HG2	1:H:371:LYS:HE2	1.72	0.72
2:2:60:LYS:HG2	2:2:61:VAL:H	1.55	0.72
2:V:37:ARG:HG2	2:V:66:ILE:HG12	1.71	0.72
1:C:234:LEU:O	1:C:237:LEU:N	2.21	0.72
2:P:18:GLU:HB2	2:P:28:THR:HB	1.72	0.72
1:N:237:LEU:HD22	2:2:27:LEU:HD11	1.72	0.71
1:H:242:LYS:HE3	1:H:270:ILE:HD11	1.70	0.71
1:M:325:ILE:HG12	1:M:330:THR:HG23	1.71	0.71
1:C:171:LYS:HG2	1:C:172:GLU:H	1.54	0.71
1:H:230:ILE:HA	1:H:257:GLU:HB3	1.72	0.71
1:K:216:GLU:OE2	1:K:322:ARG:NH1	2.23	0.71
1:B:225:LYS:HB2	1:B:303:GLU:HG3	1.73	0.71
2:W:49:LEU:H	2:W:52:GLY:HA2	1.55	0.71
2:W:53:GLU:HG3	2:W:54:VAL:H	1.55	0.71
2:1:64:ILE:HG23	2:1:95:VAL:HG13	1.70	0.71
2:X:17:VAL:HG23	2:X:34:LYS:HA	1.73	0.71
1:G:333:ILE:HG22	1:G:334:ASP:H	1.56	0.70
1:H:228:SER:HA	1:H:255:GLU:HB2	1.73	0.70
1:K:242:LYS:HZ2	2:Y:25:ILE:H	1.38	0.70
1:I:305:ILE:HG22	1:I:306:GLY:H	1.56	0.70
1:H:242:LYS:HD3	2:V:25:ILE:HD12	1.74	0.70
1:G:322:ARG:HB3	1:G:333:ILE:HG13	1.73	0.70
1:A:200:LEU:HD13	1:A:276:VAL:HA	1.73	0.70
1:E:117:LYS:NZ	1:E:121:ASP:OD2	2.24	0.70
2:Z:57:LEU:HD23	2:Z:88:GLU:HB2	1.74	0.70
2:S:22:ALA:HA	2:S:26:VAL:HB	1.74	0.70
3:G:601:ADP:O3B	4:G:602:BEF:F3	2.00	0.70
2:2:49:LEU:HD13	2:1:51:ASN:H	1.56	0.70
2:S:64:ILE:HG23	2:S:95:VAL:HG13	1.74	0.70
1:A:197:ARG:HD2	1:A:277:LYS:HB2	1.74	0.70
1:E:304:GLU:C	1:E:306:GLY:HA2	2.12	0.70
1:M:265:ASN:HD21	2:1:27:LEU:HD13	1.57	0.69
1:H:232:GLU:HG3	1:H:233:MET:H	1.57	0.69
1:M:210:THR:HG23	1:N:351:GLN:HG2	1.74	0.69
1:M:278:ALA:HB3	1:M:285:ARG:HD2	1.74	0.69
1:I:333:ILE:HG13	1:I:334:ASP:H	1.58	0.69
2:P:51:ASN:HB3	2:P:52:GLY:HA2	1.74	0.69
1:M:291:ASP:OD1	1:M:345:ARG:NH2	2.23	0.69
1:G:227:ILE:HD13	1:G:254:VAL:HG22	1.74	0.69

Continued on next page...

Continued from previous page...

Atom-1	Atom-2	Interatomic distance (Å)	Clash overlap (Å)
2:W:37:ARG:HG2	2:W:66:ILE:HG12	1.75	0.69
1:N:420:ILE:HD13	1:N:448:GLU:HG2	1.73	0.69
1:G:85:ALA:HB1	1:G:499:VAL:HG12	1.75	0.69
1:K:325:ILE:HG12	1:K:330:THR:HG23	1.74	0.69
1:M:420:ILE:HD13	1:M:448:GLU:HG2	1.73	0.69
1:G:27:VAL:HG12	1:G:90:THR:HG23	1.74	0.69
1:J:197:ARG:HD2	1:J:277:LYS:HB2	1.75	0.69
1:E:225:LYS:HD2	1:E:303:GLU:HG3	1.74	0.69
1:B:305:ILE:HG22	1:B:306:GLY:H	1.57	0.68
1:B:197:ARG:HH11	1:B:198:GLY:H	1.39	0.68
1:A:325:ILE:HG13	1:A:330:THR:HG23	1.73	0.68
1:B:227:ILE:O	1:B:230:ILE:HG22	1.94	0.68
1:A:230:ILE:O	1:A:233:MET:HG2	1.93	0.68
1:H:197:ARG:HG2	1:H:277:LYS:HB2	1.75	0.68
1:A:284:ARG:HA	1:A:364:LYS:HZ1	1.59	0.68
2:Q:3:ILE:HD11	2:Q:78:ILE:HG12	1.75	0.68
1:L:40:LEU:HD13	1:L:59:GLU:HG3	1.76	0.68
2:1:21:SER:HA	2:1:26:VAL:O	1.93	0.68
1:N:117:LYS:NZ	1:N:121:ASP:OD2	2.27	0.68
1:C:205:ILE:HA	1:C:213:VAL:HG22	1.75	0.67
1:L:122:LYS:HE2	1:L:429:LEU:HD11	1.76	0.67
2:T:85:ILE:HD11	2:S:92:LEU:HD13	1.75	0.67
1:J:305:ILE:HG22	1:J:306:GLY:H	1.59	0.67
1:A:213:VAL:HG22	1:A:325:ILE:HB	1.77	0.67
2:Y:51:ASN:N	2:Y:52:GLY:HA2	2.09	0.67
1:H:236:VAL:HG13	1:H:237:LEU:HD12	1.76	0.67
1:M:40:LEU:HD13	1:M:59:GLU:HG3	1.77	0.67
1:F:228:SER:HB2	1:F:255:GLU:HB2	1.77	0.67
1:D:206:ASN:OD1	1:D:208:PRO:HD3	1.95	0.67
1:J:27:VAL:HG21	1:J:93:THR:HG21	1.77	0.67
1:F:205:ILE:HA	1:F:213:VAL:HG22	1.77	0.67
1:K:227:ILE:HD13	1:K:254:VAL:HG22	1.77	0.67
1:J:6:VAL:HG12	1:J:521:VAL:HG22	1.77	0.67
1:J:291:ASP:OD1	1:J:345:ARG:NH2	2.27	0.67
1:E:40:LEU:HD13	1:E:59:GLU:HG3	1.76	0.67
1:N:209:GLU:O	1:N:210:THR:OG1	2.12	0.67
1:K:234:LEU:HG	1:K:235:PRO:HD3	1.76	0.67
1:I:227:ILE:HD13	1:I:254:VAL:HG22	1.77	0.67
1:A:305:ILE:HG22	1:A:306:GLY:H	1.59	0.67
1:K:230:ILE:HG23	1:K:233:MET:HG3	1.76	0.66
1:F:420:ILE:HD13	1:F:448:GLU:HG2	1.76	0.66

Continued on next page...

Continued from previous page...

Atom-1	Atom-2	Interatomic distance (Å)	Clash overlap (Å)
1:L:291:ASP:N	1:L:291:ASP:OD1	2.24	0.66
1:E:420:ILE:HD13	1:E:448:GLU:HG2	1.75	0.66
1:B:258:ALA:O	1:B:261:THR:OG1	2.13	0.66
2:U:37:ARG:HB3	2:U:66:ILE:HG12	1.77	0.66
1:L:228:SER:HB2	1:L:255:GLU:HB2	1.78	0.66
1:L:231:ARG:NH1	1:L:257:GLU:O	2.28	0.66
1:L:238:GLU:HG3	2:Z:23:GLY:HA3	1.77	0.66
1:M:200:LEU:HD11	1:M:277:LYS:HG3	1.76	0.66
1:B:40:LEU:HD13	1:B:59:GLU:HG3	1.78	0.66
1:I:452:ARG:HH21	1:I:463:SER:HA	1.61	0.66
2:R:17:VAL:HG23	2:R:19:THR:H	1.60	0.66
2:S:22:ALA:HB3	2:S:24:GLY:N	2.11	0.65
1:M:282:GLY:HA2	1:M:285:ARG:HH21	1.61	0.65
2:R:50:GLU:O	2:R:51:ASN:ND2	2.28	0.65
2:R:60:LYS:HG2	2:R:61:VAL:H	1.60	0.65
1:A:85:ALA:HB1	1:A:499:VAL:HG22	1.79	0.65
3:E:601:ADP:O2B	4:E:602:BEF:F1	2.04	0.65
1:M:235:PRO:HB3	2:1:25:ILE:O	1.97	0.65
1:I:231:ARG:NH1	2:W:31:ALA:HB2	2.10	0.65
2:S:10:VAL:HG21	2:S:91:ILE:HD11	1.77	0.65
1:E:350:ARG:HA	1:E:353:ILE:HG23	1.77	0.65
1:M:242:LYS:HE2	2:1:24:GLY:HA3	1.78	0.65
1:A:349:ILE:HG23	1:A:365:LEU:HD22	1.79	0.65
2:S:22:ALA:CB	2:S:25:ILE:H	2.10	0.65
1:A:235:PRO:HA	1:A:238:GLU:HB3	1.79	0.65
1:H:177:VAL:HG11	1:H:397:GLU:HG2	1.77	0.65
1:F:225:LYS:HD2	1:F:230:ILE:HD11	1.77	0.65
1:D:206:ASN:ND2	1:D:214:GLU:H	1.93	0.65
1:N:77:VAL:HG21	1:N:507:ALA:HA	1.79	0.65
1:H:419:LEU:HB3	1:H:447:MET:HB3	1.78	0.65
2:R:10:VAL:HG21	2:R:91:ILE:HD11	1.78	0.65
1:C:420:ILE:HD11	1:C:470:LYS:HG3	1.78	0.64
1:F:319:GLN:HB2	1:F:336:VAL:HG11	1.77	0.64
1:L:172:GLU:HG2	1:L:350:ARG:HH22	1.62	0.64
2:U:17:VAL:HA	2:U:35:SER:HB3	1.79	0.64
1:D:229:ASN:C	1:D:231:ARG:H	1.98	0.64
2:P:11:ILE:HG12	2:P:85:ILE:HG12	1.79	0.64
2:Z:12:VAL:HG12	2:Z:40:VAL:HA	1.77	0.64
1:M:195:PHE:CE1	1:M:279:PRO:HG3	2.33	0.64
2:Q:93:ALA:HB2	2:R:5:PRO:HA	1.80	0.64
1:G:420:ILE:HD11	1:G:470:LYS:HG3	1.80	0.64

Continued on next page...

Continued from previous page...

Atom-1	Atom-2	Interatomic distance (Å)	Clash overlap (Å)
1:B:237:LEU:HD11	1:B:312:ALA:HB3	1.78	0.64
2:P:37:ARG:HG2	2:P:66:ILE:HG12	1.79	0.64
1:K:247:LEU:HD12	1:K:273:VAL:HG13	1.78	0.64
1:N:238:GLU:OE2	2:2:23:GLY:N	2.25	0.64
1:H:207:LYS:HE3	1:H:208:PRO:HD2	1.80	0.64
1:A:177:VAL:HG11	1:A:397:GLU:HG2	1.78	0.64
1:A:327:LYS:HD3	1:A:327:LYS:H	1.62	0.64
1:K:213:VAL:HG22	1:K:325:ILE:HB	1.79	0.64
1:D:206:ASN:HD21	1:D:214:GLU:H	1.46	0.64
1:A:237:LEU:HD13	1:A:317:LEU:HD11	1.79	0.64
1:L:327:LYS:HD3	1:L:327:LYS:H	1.63	0.64
1:G:214:GLU:HG2	1:G:324:VAL:HG22	1.79	0.64
1:A:231:ARG:HD2	1:A:261:THR:HG21	1.78	0.64
1:J:319:GLN:HG2	1:J:336:VAL:HG21	1.80	0.64
1:E:122:LYS:NZ	1:E:430:ARG:O	2.30	0.64
1:I:367:GLU:HG2	1:I:371:LYS:HE2	1.80	0.64
2:P:37:ARG:HH12	2:Q:78:ILE:HD13	1.62	0.64
1:C:419:LEU:HB3	1:C:447:MET:HB3	1.80	0.63
2:1:60:LYS:HG2	2:1:61:VAL:H	1.63	0.63
2:Y:15:LYS:HG2	2:Y:38:GLY:HA2	1.80	0.63
1:G:278:ALA:HB1	1:G:285:ARG:HB2	1.81	0.63
1:I:258:ALA:O	1:I:261:THR:OG1	2.16	0.63
1:I:225:LYS:HB2	1:I:303:GLU:HG3	1.80	0.63
3:N:601:ADP:O3B	4:N:602:BEF:F1	2.06	0.63
1:G:40:LEU:HD13	1:G:59:GLU:HG3	1.81	0.63
1:D:319:GLN:HB2	1:D:336:VAL:HG11	1.80	0.63
1:C:197:ARG:HG2	1:C:277:LYS:HB2	1.79	0.63
1:C:74:VAL:O	1:C:77:VAL:HG12	1.99	0.63
1:M:261:THR:HG22	2:1:29:GLY:HA2	1.79	0.63
1:B:230:ILE:O	1:B:233:MET:HG2	1.99	0.63
1:C:240:VAL:HG11	1:C:314:LEU:HB3	1.80	0.63
1:D:77:VAL:HG21	1:D:507:ALA:HA	1.80	0.63
1:C:40:LEU:HD13	1:C:59:GLU:HG3	1.81	0.63
2:Z:35:SER:OG	2:Z:37:ARG:O	2.15	0.63
2:R:37:ARG:NH2	2:S:77:LYS:O	2.31	0.63
1:K:85:ALA:HB1	1:K:499:VAL:HG12	1.80	0.63
1:D:200:LEU:HD13	1:D:276:VAL:HA	1.80	0.63
1:D:429:LEU:HG	1:D:440:ILE:HD13	1.81	0.63
1:J:224:ASP:OD1	1:J:286:LYS:NZ	2.32	0.62
1:G:247:LEU:HD12	1:G:273:VAL:HG13	1.81	0.62
1:F:30:THR:OG1	1:F:51:LYS:O	2.17	0.62

Continued on next page...

Continued from previous page...

Atom-1	Atom-2	Interatomic distance (Å)	Clash overlap (Å)
2:P:15:LYS:HG2	2:P:38:GLY:HA2	1.81	0.62
1:E:236:VAL:HG21	1:E:312:ALA:HB3	1.79	0.62
1:K:39:VAL:HG22	1:K:49:ILE:HG12	1.81	0.62
1:M:215:LEU:HB2	1:M:323:VAL:HG22	1.81	0.62
1:K:27:VAL:HG12	1:K:90:THR:HG23	1.80	0.62
1:E:261:THR:O	1:E:265:ASN:ND2	2.26	0.62
2:Y:51:ASN:H	2:Y:52:GLY:HA2	1.64	0.62
3:K:601:ADP:O2B	4:K:602:BEF:F3	2.08	0.62
1:C:270:ILE:HG12	2:Q:26:VAL:HG22	1.81	0.62
2:V:49:LEU:HB2	2:V:53:GLU:H	1.65	0.62
1:L:225:LYS:HD2	1:L:309:LEU:HD11	1.81	0.62
2:R:53:GLU:OE1	2:S:52:GLY:N	2.32	0.62
1:I:230:ILE:HD13	1:I:309:LEU:HD22	1.82	0.62
2:O:93:ALA:HB2	2:P:5:PRO:HA	1.80	0.62
1:L:6:VAL:HG12	1:L:521:VAL:HG22	1.82	0.62
1:A:190:VAL:HG13	1:A:376:VAL:HB	1.79	0.62
1:J:269:GLY:C	1:J:271:VAL:H	2.03	0.62
1:K:122:LYS:HE2	1:K:429:LEU:HD11	1.81	0.62
2:Z:11:ILE:HG22	2:Z:85:ILE:HG22	1.80	0.62
1:K:205:ILE:HG23	1:K:212:ALA:H	1.65	0.62
1:A:268:ARG:N	1:A:269:GLY:HA2	2.15	0.62
1:L:74:VAL:O	1:L:77:VAL:HG12	2.00	0.62
1:M:232:GLU:O	1:M:235:PRO:HD2	2.00	0.62
1:B:231:ARG:HH22	2:P:28:THR:HG22	1.64	0.62
1:A:270:ILE:HD12	2:O:25:ILE:HB	1.81	0.62
1:N:85:ALA:HB1	1:N:499:VAL:HG12	1.82	0.62
1:J:280:GLY:HA3	1:J:284:ARG:HD2	1.81	0.62
1:J:206:ASN:ND2	1:J:214:GLU:O	2.32	0.62
1:C:125:THR:O	1:C:128:VAL:HG12	2.00	0.62
1:C:325:ILE:HG12	1:C:330:THR:HG23	1.80	0.62
1:H:40:LEU:HD13	1:H:59:GLU:HG3	1.81	0.62
1:N:232:GLU:CG	1:N:309:LEU:HB3	2.29	0.61
1:J:261:THR:O	1:J:265:ASN:ND2	2.27	0.61
1:D:443:ALA:O	1:D:447:MET:HG3	2.00	0.61
1:A:237:LEU:HD23	1:A:312:ALA:HB3	1.82	0.61
1:J:232:GLU:O	1:J:235:PRO:HD2	2.00	0.61
1:A:27:VAL:HG12	1:A:90:THR:HG23	1.79	0.61
1:N:339:GLU:O	1:N:343:GLN:NE2	2.32	0.61
2:U:15:LYS:HB2	2:U:38:GLY:HA2	1.81	0.61
1:H:210:THR:HG23	1:H:211:GLY:H	1.64	0.61
1:E:214:GLU:HG2	1:E:324:VAL:HG22	1.81	0.61

Continued on next page...

Continued from previous page...

Atom-1	Atom-2	Interatomic distance (Å)	Clash overlap (Å)
1:A:284:ARG:HA	1:A:364:LYS:NZ	2.16	0.61
1:G:305:ILE:HG22	1:G:306:GLY:H	1.66	0.61
1:G:352:GLN:O	1:G:355:GLU:HG2	2.00	0.61
1:M:226:LYS:HG3	1:M:252:GLU:HG2	1.83	0.61
1:D:233:MET:HG2	1:D:309:LEU:HB3	1.82	0.61
1:K:363:GLU:O	1:K:366:GLN:HG2	2.00	0.61
1:H:77:VAL:HG21	1:H:507:ALA:HA	1.83	0.61
1:J:268:ARG:N	1:J:269:GLY:HA2	2.15	0.61
1:I:177:VAL:HG11	1:I:397:GLU:HG2	1.83	0.61
2:Z:36:THR:O	2:Z:66:ILE:HG12	2.01	0.61
2:U:15:LYS:HG3	2:U:16:GLU:H	1.65	0.61
1:N:40:LEU:HD13	1:N:59:GLU:HG3	1.82	0.61
1:L:353:ILE:O	1:L:362:ARG:HG2	2.01	0.60
2:V:88:GLU:O	2:V:91:ILE:HG22	2.01	0.60
1:N:305:ILE:HG22	1:N:306:GLY:H	1.65	0.60
1:A:74:VAL:O	1:A:77:VAL:HG12	2.01	0.60
2:2:12:VAL:HG12	2:2:40:VAL:HA	1.84	0.60
2:P:51:ASN:HB3	2:P:52:GLY:CA	2.30	0.60
1:N:27:VAL:HG12	1:N:90:THR:HG23	1.83	0.60
1:N:114:MET:O	1:N:118:ARG:HG3	2.01	0.60
1:H:213:VAL:O	1:H:324:VAL:HA	2.01	0.60
1:B:411:VAL:HG21	1:B:494:LEU:HD23	1.82	0.60
1:C:305:ILE:HG13	1:C:307:MET:HG2	1.84	0.60
2:T:17:VAL:HG23	2:T:33:ALA:HB2	1.83	0.60
2:P:37:ARG:HH22	2:Q:78:ILE:HB	1.67	0.60
1:F:177:VAL:HG11	1:F:397:GLU:HG2	1.83	0.60
1:D:202:PRO:O	1:D:205:ILE:HG12	2.01	0.60
1:J:325:ILE:HG13	1:J:330:THR:HG23	1.83	0.60
1:I:325:ILE:HG13	1:I:330:THR:HG23	1.82	0.60
1:E:411:VAL:HG21	1:E:494:LEU:HD23	1.82	0.60
1:C:240:VAL:CG1	1:C:314:LEU:HB3	2.32	0.60
1:K:420:ILE:HD11	1:K:470:LYS:HG3	1.82	0.60
1:G:278:ALA:HB3	1:G:285:ARG:HD3	1.84	0.60
3:I:601:ADP:O3B	4:I:602:BEF:F1	2.09	0.60
1:M:206:ASN:ND2	1:M:214:GLU:O	2.35	0.60
2:X:95:VAL:HA	2:W:3:ILE:HG22	1.83	0.59
1:G:288:MET:HA	1:G:291:ASP:OD2	2.01	0.59
1:H:420:ILE:HD11	1:H:470:LYS:HG3	1.84	0.59
2:S:20:LYS:HG3	2:S:21:SER:H	1.67	0.59
1:I:352:GLN:HB3	1:I:365:LEU:HD11	1.84	0.59
1:C:226:LYS:HA	1:C:252:GLU:HB3	1.84	0.59

Continued on next page...

Continued from previous page...

Atom-1	Atom-2	Interatomic distance (Å)	Clash overlap (Å)
1:B:232:GLU:O	1:B:235:PRO:HD2	2.02	0.59
1:G:238:GLU:OE1	1:G:238:GLU:N	2.35	0.59
1:J:176:THR:HG23	1:J:378:VAL:HG22	1.83	0.59
1:G:221:LEU:HB3	1:G:249:ILE:HD13	1.84	0.59
2:2:11:ILE:HB	2:2:85:ILE:HD13	1.84	0.59
1:D:117:LYS:NZ	1:D:121:ASP:OD2	2.35	0.59
1:B:325:ILE:HG13	1:B:330:THR:HG23	1.84	0.59
1:K:74:VAL:O	1:K:77:VAL:HG12	2.02	0.59
1:E:241:ALA:HA	1:E:271:VAL:HG11	1.85	0.59
1:B:202:PRO:O	1:B:205:ILE:HG12	2.02	0.59
2:2:36:THR:HG23	2:2:37:ARG:HG3	1.84	0.59
1:G:339:GLU:O	1:G:343:GLN:HB2	2.01	0.59
1:I:228:SER:HB3	1:I:255:GLU:HB2	1.85	0.59
1:I:429:LEU:HG	1:I:440:ILE:HD13	1.85	0.59
1:D:238:GLU:HA	1:D:241:ALA:HB3	1.84	0.59
1:B:230:ILE:HG21	1:B:309:LEU:HD13	1.84	0.59
2:R:25:ILE:HG22	2:R:26:VAL:H	1.67	0.59
1:B:74:VAL:O	1:B:77:VAL:HG12	2.02	0.59
1:C:252:GLU:OE1	1:C:285:ARG:NH2	2.35	0.59
1:C:77:VAL:HB	1:C:510:VAL:HG21	1.85	0.59
2:R:12:VAL:HG12	2:R:40:VAL:HA	1.84	0.59
1:G:74:VAL:O	1:G:77:VAL:HG12	2.02	0.59
2:T:29:GLY:HA2	2:T:31:ALA:N	2.18	0.59
1:M:226:LYS:HD2	1:M:226:LYS:H	1.68	0.59
1:N:117:LYS:HE2	1:N:513:LEU:HG	1.82	0.59
1:D:122:LYS:HE2	1:D:429:LEU:HD11	1.83	0.59
1:L:39:VAL:HG22	1:L:49:ILE:HG12	1.84	0.59
1:E:225:LYS:HB2	1:E:303:GLU:HB2	1.83	0.59
2:R:11:ILE:HB	2:R:85:ILE:HD13	1.83	0.59
1:H:74:VAL:O	1:H:77:VAL:HG12	2.03	0.59
1:E:266:THR:HG22	1:E:273:VAL:H	1.66	0.59
1:K:40:LEU:HD13	1:K:59:GLU:HG3	1.84	0.59
1:M:123:ALA:HB2	1:M:440:ILE:HG23	1.85	0.59
1:B:6:VAL:HG12	1:B:521:VAL:HG22	1.85	0.59
1:C:235:PRO:HA	1:C:238:GLU:HB2	1.84	0.59
1:L:27:VAL:HG12	1:L:90:THR:HG23	1.84	0.59
1:K:291:ASP:HB3	1:K:372:LEU:HD21	1.85	0.59
1:F:293:ALA:HB2	1:F:300:VAL:HG23	1.85	0.59
2:U:43:VAL:HG23	2:U:57:LEU:HD12	1.85	0.59
1:D:31:LEU:HD23	1:D:453:GLN:HB3	1.84	0.59
1:H:248:LEU:HD12	1:H:323:VAL:HG21	1.85	0.58

Continued on next page...

Continued from previous page...

Atom-1	Atom-2	Interatomic distance (Å)	Clash overlap (Å)
1:D:233:MET:SD	1:D:309:LEU:HB3	2.43	0.58
1:L:489:ILE:HG23	1:L:494:LEU:HD21	1.85	0.58
1:L:230:ILE:HG23	1:L:233:MET:HB2	1.84	0.58
1:A:319:GLN:HG2	1:A:336:VAL:HG21	1.84	0.58
1:E:200:LEU:HD13	1:E:276:VAL:HA	1.85	0.58
1:G:242:LYS:HD2	1:G:247:LEU:HD23	1.85	0.58
1:L:20:VAL:HG13	1:L:74:VAL:HG11	1.86	0.58
1:I:349:ILE:HD12	1:I:368:ARG:HE	1.69	0.58
2:1:57:LEU:HD23	2:1:88:GLU:HB2	1.85	0.58
1:G:13:ARG:NH1	1:G:517:THR:O	2.37	0.58
1:K:6:VAL:HG12	1:K:521:VAL:HG22	1.84	0.58
1:C:200:LEU:HD21	1:C:277:LYS:HG3	1.85	0.58
1:H:305:ILE:HG22	1:H:306:GLY:H	1.67	0.58
2:1:16:GLU:HG2	2:1:17:VAL:N	2.18	0.58
1:D:252:GLU:OE1	1:D:285:ARG:NH2	2.36	0.58
2:S:18:GLU:OE1	2:S:20:LYS:HD3	2.04	0.58
2:R:49:LEU:HD13	2:S:50:GLU:HA	1.84	0.58
1:K:288:MET:HA	1:K:291:ASP:OD2	2.04	0.58
1:F:247:LEU:HB3	1:F:273:VAL:HG13	1.85	0.58
2:W:93:ALA:HB2	2:V:5:PRO:HA	1.85	0.58
2:Q:55:LYS:HD3	2:Q:56:PRO:HD2	1.84	0.58
1:L:421:ARG:NH1	1:L:472:GLY:O	2.37	0.58
1:J:233:MET:HG2	1:J:310:GLU:HA	1.86	0.58
1:I:91:THR:OG1	3:I:601:ADP:O2B	2.21	0.58
1:G:349:ILE:HG12	1:G:368:ARG:HH21	1.68	0.58
1:J:74:VAL:O	1:J:77:VAL:HG12	2.04	0.58
1:M:221:LEU:HD23	1:M:249:ILE:HG12	1.85	0.58
1:F:27:VAL:O	1:F:30:THR:HG22	2.03	0.58
1:D:85:ALA:HB1	1:D:499:VAL:HG12	1.85	0.58
1:M:27:VAL:HG12	1:M:90:THR:HG23	1.86	0.58
1:G:363:GLU:O	1:G:366:GLN:HG2	2.04	0.58
1:I:125:THR:O	1:I:128:VAL:HG12	2.04	0.58
1:L:87:ASP:OD1	4:L:602:BEF:F3	2.12	0.58
1:L:177:VAL:HG11	1:L:397:GLU:HG2	1.86	0.58
2:X:11:ILE:HG12	2:X:85:ILE:HG12	1.84	0.58
1:D:205:ILE:HG22	1:D:207:LYS:N	2.15	0.57
1:E:219:PHE:HB3	1:E:317:LEU:HD13	1.86	0.57
1:M:420:ILE:HD11	1:M:470:LYS:HG3	1.85	0.57
1:M:239:ALA:O	1:M:242:LYS:HG2	2.04	0.57
1:F:225:LYS:HE2	1:F:303:GLU:HB2	1.85	0.57
1:N:74:VAL:O	1:N:77:VAL:HG12	2.04	0.57

Continued on next page...

Continued from previous page...

Atom-1	Atom-2	Interatomic distance (Å)	Clash overlap (Å)
1:L:353:ILE:HD11	1:L:369:VAL:HG21	1.85	0.57
1:J:269:GLY:O	1:J:270:ILE:HG13	2.04	0.57
1:I:30:THR:HB	1:I:51:LYS:HG3	1.86	0.57
2:T:12:VAL:HG12	2:T:40:VAL:HA	1.86	0.57
1:F:172:GLU:OE2	1:F:350:ARG:NH2	2.32	0.57
1:N:215:LEU:HB2	1:N:323:VAL:HG22	1.86	0.57
1:J:231:ARG:NH2	1:J:257:GLU:HB3	2.19	0.57
2:Z:85:ILE:HD11	2:1:92:LEU:HD13	1.85	0.57
2:T:57:LEU:HD12	2:T:57:LEU:H	1.68	0.57
1:B:89:THR:OG1	4:B:602:BEF:F2	2.13	0.57
2:T:36:THR:O	2:T:66:ILE:HG12	2.04	0.57
1:D:420:ILE:HD11	1:D:470:LYS:HD3	1.86	0.57
1:L:27:VAL:O	1:L:30:THR:HG22	2.05	0.57
1:N:223:ALA:HA	1:N:301:ILE:HG13	1.86	0.57
2:Y:48:ILE:HG22	2:Y:53:GLU:O	2.04	0.57
1:F:305:ILE:HG22	1:F:306:GLY:H	1.70	0.57
1:E:222:LEU:HD22	1:E:293:ALA:HB2	1.86	0.57
1:D:215:LEU:HB2	1:D:323:VAL:HG22	1.86	0.57
1:F:85:ALA:HB1	1:F:499:VAL:HG12	1.87	0.57
1:E:215:LEU:HB2	1:E:323:VAL:HG22	1.87	0.57
1:M:409:GLU:OE2	1:M:501:ARG:NH2	2.38	0.57
1:I:130:GLU:HB3	1:I:422:VAL:HG13	1.86	0.57
1:K:319:GLN:HG2	1:K:336:VAL:HG21	1.87	0.57
1:A:269:GLY:O	1:A:270:ILE:HG12	2.04	0.57
1:G:124:VAL:HG21	1:G:508:ALA:CB	2.35	0.57
1:E:232:GLU:O	1:E:235:PRO:HD2	2.04	0.57
2:Z:5:PRO:HB3	2:Z:11:ILE:HG23	1.86	0.56
1:H:200:LEU:HD21	1:H:277:LYS:HG3	1.88	0.56
1:C:213:VAL:O	1:C:324:VAL:HA	2.05	0.56
1:A:232:GLU:O	1:A:235:PRO:HD2	2.05	0.56
1:G:218:PRO:HG3	1:G:323:VAL:HG22	1.87	0.56
1:B:254:VAL:HG12	1:B:259:LEU:HG	1.87	0.56
1:E:87:ASP:OD1	4:E:602:BEF:F3	2.13	0.56
1:I:122:LYS:HE2	1:I:429:LEU:HD11	1.88	0.56
1:G:95:LEU:HD13	1:G:504:LEU:HD23	1.86	0.56
1:C:177:VAL:HG11	1:C:397:GLU:HG2	1.88	0.56
1:K:455:VAL:HG13	1:K:460:GLU:HB2	1.87	0.56
1:F:327:LYS:HD3	1:F:327:LYS:H	1.70	0.56
1:A:323:VAL:HG12	1:A:332:ILE:HG12	1.87	0.56
2:P:10:VAL:HG22	2:P:43:VAL:HG12	1.86	0.56
2:U:1:MET:HA	2:T:97:ALA:HB2	1.87	0.56

Continued on next page...

Continued from previous page...

Atom-1	Atom-2	Interatomic distance (Å)	Clash overlap (Å)
1:M:367:GLU:HG2	1:M:371:LYS:HE2	1.88	0.56
1:H:232:GLU:HG3	1:H:233:MET:N	2.19	0.56
2:W:36:THR:HG21	2:V:76:GLU:OE2	2.06	0.56
1:I:74:VAL:O	1:I:77:VAL:HG12	2.05	0.56
1:C:10:ASN:O	1:C:14:VAL:HG23	2.06	0.56
2:R:89:SER:O	2:S:9:ARG:NH2	2.38	0.56
1:E:419:LEU:HD11	1:E:500:THR:HG23	1.88	0.56
2:T:11:ILE:HG22	2:T:85:ILE:HG22	1.87	0.56
1:F:461:GLU:OE1	1:M:452:ARG:NH2	2.38	0.56
1:C:91:THR:OG1	3:C:601:ADP:O2B	2.23	0.56
1:C:349:ILE:HD13	1:C:368:ARG:HD2	1.87	0.56
2:S:65:VAL:HG12	2:S:94:ILE:HG22	1.88	0.56
1:K:217:SER:O	1:K:245:LYS:NZ	2.31	0.56
1:I:6:VAL:HG12	1:I:521:VAL:HG22	1.88	0.56
1:L:232:GLU:OE1	2:Y:77:LYS:NZ	2.39	0.56
1:K:278:ALA:HB1	1:K:285:ARG:HB2	1.88	0.56
2:X:37:ARG:HG2	2:X:66:ILE:HG12	1.88	0.56
1:C:27:VAL:O	1:C:30:THR:HG22	2.04	0.56
1:K:210:THR:HA	1:L:351:GLN:HB3	1.88	0.56
2:X:78:ILE:HG13	2:X:79:ASP:N	2.19	0.56
1:G:305:ILE:HG23	1:A:267:MET:HG3	1.88	0.56
2:S:53:GLU:N	2:S:53:GLU:OE1	2.38	0.56
1:B:197:ARG:HG2	1:B:277:LYS:HB3	1.86	0.56
1:H:231:ARG:HB2	1:H:258:ALA:HA	1.88	0.56
1:C:217:SER:HA	1:C:320:ALA:O	2.06	0.56
1:F:291:ASP:OD1	1:F:345:ARG:NE	2.29	0.56
1:N:303:GLU:N	1:N:303:GLU:OE1	2.39	0.56
2:W:55:LYS:HE3	2:W:55:LYS:HA	1.87	0.56
1:I:361:ASP:O	1:I:365:LEU:HB3	2.06	0.56
1:J:233:MET:HA	1:J:310:GLU:HA	1.87	0.56
2:Y:20:LYS:HG2	2:Y:27:LEU:HD12	1.87	0.56
2:Z:20:LYS:HG3	2:Z:22:ALA:H	1.71	0.56
2:Z:4:ARG:O	2:1:93:ALA:HB1	2.05	0.55
1:K:350:ARG:HA	1:K:353:ILE:HG13	1.88	0.55
1:G:174:VAL:HG22	1:G:366:GLN:HG3	1.88	0.55
2:O:78:ILE:HG22	2:U:37:ARG:HH22	1.70	0.55
1:J:278:ALA:HB1	1:J:285:ARG:HB2	1.88	0.55
1:A:6:VAL:HG12	1:A:521:VAL:HG22	1.87	0.55
1:B:65:LYS:O	1:B:69:MET:HG3	2.06	0.55
1:D:74:VAL:O	1:D:77:VAL:HG12	2.05	0.55
1:I:349:ILE:HG21	1:I:369:VAL:HG22	1.87	0.55

Continued on next page...

Continued from previous page...

Atom-1	Atom-2	Interatomic distance (Å)	Clash overlap (Å)
2:1:18:GLU:CG	2:1:19:THR:H	2.20	0.55
1:F:124:VAL:HG22	1:F:504:LEU:HD11	1.88	0.55
1:A:280:GLY:HA3	1:A:284:ARG:HD2	1.89	0.55
1:I:475:ASN:O	1:I:488:MET:HG2	2.06	0.55
1:K:123:ALA:HB2	1:K:440:ILE:HG23	1.89	0.55
1:K:197:ARG:NH1	1:K:277:LYS:HD2	2.22	0.55
1:K:264:VAL:HG12	1:L:305:ILE:HG23	1.89	0.55
1:E:199:TYR:HA	1:E:276:VAL:HG12	1.87	0.55
1:B:237:LEU:O	1:B:240:VAL:HG12	2.07	0.55
1:M:196:ASP:O	1:M:197:ARG:HG2	2.06	0.55
2:1:57:LEU:H	2:1:57:LEU:HD12	1.70	0.55
2:X:8:ASP:HA	2:X:57:LEU:HD11	1.87	0.55
2:Q:88:GLU:O	2:Q:91:ILE:HG22	2.05	0.55
2:1:73:VAL:HG21	2:1:84:LEU:HD23	1.89	0.55
2:S:21:SER:HB3	2:S:23:GLY:HA2	1.88	0.55
1:E:233:MET:O	1:E:236:VAL:HG12	2.06	0.55
1:L:270:ILE:HG21	2:Z:26:VAL:HG22	1.88	0.55
1:N:249:ILE:HD12	1:N:262:LEU:HD21	1.89	0.55
1:I:197:ARG:HD3	1:I:279:PRO:HA	1.88	0.55
2:P:50:GLU:OE1	2:Q:50:GLU:HG3	2.07	0.55
1:D:20:VAL:HG13	1:D:74:VAL:HG11	1.89	0.55
1:G:197:ARG:NH1	1:G:277:LYS:HD2	2.21	0.55
1:M:237:LEU:HD21	1:M:312:ALA:HB3	1.89	0.55
1:K:278:ALA:HB3	1:K:285:ARG:HD3	1.87	0.55
2:Q:19:THR:HA	2:Q:27:LEU:HD23	1.88	0.55
1:J:190:VAL:HG13	1:J:376:VAL:HB	1.87	0.55
1:M:244:GLY:O	1:M:245:LYS:HG2	2.06	0.55
1:H:345:ARG:O	1:H:349:ILE:HG13	2.07	0.55
2:U:18:GLU:OE1	2:U:33:ALA:HB3	2.07	0.55
1:F:240:VAL:HG11	1:F:314:LEU:HB3	1.89	0.55
1:E:238:GLU:HG2	1:E:239:ALA:N	2.21	0.55
1:E:226:LYS:HE3	1:E:252:GLU:HG2	1.88	0.55
1:K:290:GLN:OE1	1:K:345:ARG:NH2	2.39	0.55
2:Y:57:LEU:HD23	2:Y:88:GLU:HB2	1.89	0.55
2:S:50:GLU:C	2:S:52:GLY:HA2	2.27	0.55
1:E:138:CYS:HB2	1:E:411:VAL:HG13	1.87	0.55
1:F:123:ALA:HB2	1:F:440:ILE:HG23	1.88	0.55
1:J:308:GLU:H	1:J:308:GLU:CD	2.10	0.55
1:E:205:ILE:HD13	1:E:211:GLY:HA2	1.89	0.55
1:D:233:MET:CG	1:D:309:LEU:HB3	2.37	0.55
1:D:313:THR:CG2	1:D:315:GLU:HG2	2.37	0.55

Continued on next page...

Continued from previous page...

Atom-1	Atom-2	Interatomic distance (Å)	Clash overlap (Å)
1:C:155:ASP:OD2	1:C:392:LYS:NZ	2.40	0.55
2:Y:37:ARG:HG2	2:Y:66:ILE:HG12	1.87	0.55
1:H:218:PRO:HG3	1:H:323:VAL:HG22	1.89	0.54
1:J:302:SER:HB2	1:J:305:ILE:HD13	1.88	0.54
1:L:291:ASP:HB2	1:L:372:LEU:HD21	1.89	0.54
1:A:269:GLY:C	1:A:271:VAL:H	2.10	0.54
1:J:205:ILE:HA	1:J:213:VAL:HG12	1.89	0.54
1:L:321:LYS:HB2	1:L:334:ASP:HB3	1.89	0.54
1:H:91:THR:OG1	3:H:601:ADP:O2B	2.25	0.54
1:L:326:ASN:HD21	1:L:329:THR:HG22	1.72	0.54
1:B:361:ASP:O	1:B:365:LEU:HB3	2.06	0.54
1:M:350:ARG:O	1:M:353:ILE:HG12	2.06	0.54
1:B:87:ASP:OD1	4:B:602:BEF:F3	2.14	0.54
1:J:30:THR:HB	1:J:51:LYS:HG3	1.89	0.54
2:2:22:ALA:O	2:2:27:LEU:HB2	2.08	0.54
1:M:279:PRO:HD2	1:M:285:ARG:HG3	1.89	0.54
1:J:319:GLN:HG3	1:J:320:ALA:N	2.21	0.54
1:B:125:THR:O	1:B:128:VAL:HG12	2.07	0.54
1:F:77:VAL:HG21	1:F:507:ALA:HA	1.88	0.54
1:H:293:ALA:HB2	1:H:300:VAL:HG23	1.89	0.54
1:B:233:MET:SD	1:B:309:LEU:HB3	2.47	0.54
1:C:237:LEU:HD21	1:C:312:ALA:HB3	1.89	0.54
1:H:239:ALA:HA	2:V:25:ILE:HD11	1.88	0.54
1:E:420:ILE:HD11	1:E:470:LYS:HG2	1.89	0.54
1:J:218:PRO:HG3	1:J:323:VAL:HG22	1.88	0.54
3:J:601:ADP:O3B	4:J:602:BEF:F2	2.16	0.54
1:M:230:ILE:HD12	1:M:309:LEU:HD21	1.89	0.54
1:C:345:ARG:O	1:C:349:ILE:HG13	2.08	0.54
2:Y:65:VAL:HG12	2:Y:94:ILE:HG12	1.87	0.54
1:E:169:VAL:HG21	1:E:377:ALA:HB2	1.89	0.54
1:B:174:VAL:HG21	1:B:367:GLU:HA	1.90	0.54
2:2:21:SER:N	2:2:27:LEU:O	2.41	0.54
1:A:197:ARG:HG3	1:A:277:LYS:O	2.08	0.54
1:B:234:LEU:O	1:B:237:LEU:N	2.39	0.54
1:N:420:ILE:HD11	1:N:470:LYS:HD3	1.89	0.54
1:F:420:ILE:HD11	1:F:470:LYS:HD3	1.88	0.54
1:M:208:PRO:HB2	1:M:212:ALA:HB3	1.89	0.54
1:H:450:PRO:O	1:H:454:ILE:HG13	2.07	0.54
1:I:421:ARG:NH1	1:I:472:GLY:O	2.41	0.54
1:N:448:GLU:OE1	1:N:452:ARG:NH1	2.40	0.54
1:H:305:ILE:HG22	1:H:306:GLY:N	2.22	0.54

Continued on next page...

Continued from previous page...

Atom-1	Atom-2	Interatomic distance (Å)	Clash overlap (Å)
1:A:28:LYS:HE2	1:A:453:GLN:OE1	2.06	0.54
1:J:327:LYS:H	1:J:327:LYS:HD3	1.73	0.54
1:H:217:SER:HA	1:H:320:ALA:O	2.07	0.54
1:N:429:LEU:HG	1:N:440:ILE:HD13	1.90	0.54
1:F:278:ALA:HB1	1:F:279:PRO:HD2	1.90	0.54
1:A:176:THR:HG23	1:A:378:VAL:HG22	1.90	0.54
1:L:217:SER:HA	1:L:320:ALA:O	2.08	0.54
1:E:239:ALA:CB	1:E:314:LEU:HD11	2.38	0.54
2:S:27:LEU:HD12	2:S:28:THR:N	2.23	0.54
2:1:18:GLU:HG2	2:1:19:THR:H	1.73	0.54
1:K:443:ALA:O	1:K:447:MET:HG3	2.08	0.54
2:1:48:ILE:HA	2:1:53:GLU:O	2.08	0.54
1:K:204:PHE:CD2	1:K:274:ALA:HA	2.43	0.54
1:M:10:ASN:O	1:M:14:VAL:HG23	2.08	0.54
1:L:247:LEU:HB3	1:L:273:VAL:HG13	1.88	0.54
1:L:209:GLU:O	1:L:210:THR:OG1	2.23	0.54
1:L:409:GLU:CD	1:L:501:ARG:HH21	2.10	0.54
1:M:74:VAL:O	1:M:77:VAL:HG12	2.08	0.54
1:E:226:LYS:HG3	1:E:252:GLU:HB3	1.90	0.54
1:K:206:ASN:N	1:K:212:ALA:O	2.37	0.54
1:H:359:ASP:O	1:H:363:GLU:HG3	2.08	0.54
1:C:290:GLN:HE21	1:C:294:THR:HG23	1.72	0.54
1:G:228:SER:HA	1:G:255:GLU:HB2	1.90	0.54
1:C:288:MET:HA	1:C:291:ASP:OD2	2.08	0.54
1:K:248:LEU:HD21	1:K:325:ILE:HD11	1.90	0.53
1:L:199:TYR:OH	1:L:327:LYS:HG3	2.08	0.53
1:A:77:VAL:HG21	1:A:507:ALA:HA	1.91	0.53
2:X:14:ARG:NH1	2:X:35:SER:O	2.40	0.53
1:I:27:VAL:HG12	1:I:90:THR:HG23	1.89	0.53
1:F:238:GLU:OE2	1:F:238:GLU:N	2.41	0.53
1:I:40:LEU:HD21	1:I:56:VAL:HG22	1.88	0.53
1:J:10:ASN:O	1:J:14:VAL:HG23	2.08	0.53
1:L:281:PHE:HA	1:L:285:ARG:HH21	1.74	0.53
2:2:3:ILE:HD11	2:2:11:ILE:HD12	1.90	0.53
1:A:193:MET:HB3	1:A:332:ILE:HB	1.89	0.53
1:D:313:THR:HG22	1:D:315:GLU:H	1.73	0.53
1:A:25:ASP:HA	1:A:28:LYS:HD2	1.89	0.53
1:G:325:ILE:HG12	1:G:330:THR:HG23	1.90	0.53
1:B:208:PRO:HG2	1:B:214:GLU:HG3	1.90	0.53
1:F:388:GLU:HA	1:E:513:LEU:HD11	1.90	0.53
2:2:20:LYS:HB3	2:2:22:ALA:H	1.73	0.53

Continued on next page...

Continued from previous page...

Atom-1	Atom-2	Interatomic distance (Å)	Clash overlap (Å)
2:T:51:ASN:HD22	2:S:51:ASN:ND2	2.06	0.53
1:L:305:ILE:HG22	1:L:306:GLY:H	1.73	0.53
2:Q:40:VAL:HG13	2:Q:62:GLY:N	2.24	0.53
2:P:17:VAL:HG12	2:P:35:SER:HB2	1.91	0.53
1:D:245:LYS:HB3	1:D:246:PRO:HD2	1.90	0.53
1:N:230:ILE:HG12	1:N:261:THR:HG21	1.89	0.53
1:A:303:GLU:HB2	1:A:309:LEU:HD21	1.89	0.53
1:J:263:VAL:HG22	1:J:267:MET:HE3	1.88	0.53
1:F:74:VAL:O	1:F:77:VAL:HG12	2.08	0.53
2:V:43:VAL:HG23	2:V:57:LEU:HD12	1.91	0.53
1:B:346:VAL:O	1:B:350:ARG:HG3	2.09	0.53
2:X:65:VAL:HG12	2:X:94:ILE:HG22	1.89	0.53
1:C:245:LYS:HE2	1:C:246:PRO:HD2	1.91	0.53
1:H:288:MET:HA	1:H:291:ASP:OD2	2.09	0.53
1:B:231:ARG:HD2	1:B:257:GLU:HG3	1.91	0.53
1:J:308:GLU:OE2	1:J:308:GLU:N	2.42	0.53
1:M:228:SER:HB3	1:M:255:GLU:HB2	1.91	0.53
1:D:305:ILE:HG22	1:D:306:GLY:H	1.73	0.53
1:F:231:ARG:NH2	1:F:257:GLU:OE2	2.42	0.53
1:A:205:ILE:HA	1:A:213:VAL:HG12	1.89	0.53
2:R:3:ILE:HD11	2:R:11:ILE:HD12	1.89	0.53
1:H:219:PHE:CZ	1:H:245:LYS:HG3	2.44	0.53
1:N:230:ILE:HG13	1:N:234:LEU:HD23	1.90	0.53
1:L:164:GLU:OE2	1:L:168:LYS:NZ	2.41	0.53
1:I:239:ALA:HB1	1:I:314:LEU:HD11	1.90	0.53
1:D:209:GLU:HG2	1:D:210:THR:N	2.24	0.53
1:N:174:VAL:HG21	1:N:367:GLU:HA	1.91	0.53
1:M:310:GLU:OE1	1:M:310:GLU:N	2.42	0.53
1:K:215:LEU:HB2	1:K:323:VAL:HG22	1.90	0.53
2:Q:20:LYS:HG3	2:Q:28:THR:HG23	1.90	0.53
2:U:39:GLU:HA	2:U:64:ILE:HA	1.91	0.53
1:E:450:PRO:O	1:E:454:ILE:HG13	2.09	0.53
1:F:176:THR:HB	1:F:378:VAL:HG22	1.90	0.53
1:F:281:PHE:HB2	1:F:284:ARG:HH11	1.74	0.53
2:Z:57:LEU:H	2:Z:57:LEU:HD12	1.72	0.53
1:J:278:ALA:HB3	1:J:285:ARG:HD3	1.91	0.53
1:G:77:VAL:HG21	1:G:507:ALA:HA	1.91	0.53
1:E:169:VAL:HG12	1:E:173:GLY:HA3	1.90	0.53
1:B:117:LYS:NZ	1:B:121:ASP:OD2	2.41	0.53
1:L:236:VAL:HG21	1:L:310:GLU:O	2.09	0.53
1:L:215:LEU:HB2	1:L:323:VAL:HG22	1.91	0.53

Continued on next page...

Continued from previous page...

Atom-1	Atom-2	Interatomic distance (Å)	Clash overlap (Å)
1:C:353:ILE:HG23	1:C:366:GLN:HE22	1.74	0.53
1:I:197:ARG:NH1	1:I:279:PRO:HG3	2.20	0.52
1:B:218:PRO:HG3	1:B:323:VAL:HG22	1.91	0.52
1:L:450:PRO:O	1:L:454:ILE:HG13	2.09	0.52
1:M:213:VAL:O	1:M:324:VAL:HA	2.09	0.52
1:H:253:ASP:OD1	1:H:277:LYS:NZ	2.38	0.52
1:J:305:ILE:HG22	1:J:306:GLY:N	2.25	0.52
1:H:302:SER:HB2	1:H:305:ILE:HD13	1.90	0.52
1:G:197:ARG:HH11	1:G:277:LYS:HD2	1.74	0.52
1:D:261:THR:HG23	2:R:28:THR:O	2.09	0.52
1:G:147:VAL:HG22	1:G:403:THR:HG22	1.90	0.52
1:J:443:ALA:O	1:J:447:MET:HG3	2.09	0.52
1:K:218:PRO:HG3	1:K:323:VAL:HG22	1.90	0.52
1:C:237:LEU:HD11	1:C:312:ALA:HB3	1.91	0.52
1:I:305:ILE:HG22	1:I:306:GLY:N	2.23	0.52
1:F:280:GLY:O	1:F:285:ARG:NE	2.41	0.52
1:D:209:GLU:HG2	1:D:210:THR:HG23	1.92	0.52
2:X:7:HIS:NE2	2:Y:58:ASP:OD2	2.43	0.52
1:G:87:ASP:OD1	4:G:602:BEF:F1	2.17	0.52
1:C:77:VAL:HG21	1:C:507:ALA:HA	1.90	0.52
1:M:77:VAL:HG21	1:M:507:ALA:HA	1.91	0.52
2:P:60:LYS:HG2	2:P:61:VAL:H	1.74	0.52
1:G:358:SER:HA	1:G:362:ARG:NE	2.20	0.52
1:K:197:ARG:HH11	1:K:277:LYS:HD2	1.74	0.52
1:A:322:ARG:HB2	1:A:333:ILE:HD12	1.92	0.52
1:M:443:ALA:O	1:M:447:MET:HG3	2.10	0.52
1:J:220:ILE:N	1:J:318:GLY:O	2.30	0.52
1:N:39:VAL:HG22	1:N:49:ILE:HG12	1.91	0.52
1:F:215:LEU:HB2	1:F:323:VAL:HG22	1.92	0.52
1:H:240:VAL:HB	1:H:314:LEU:HD23	1.91	0.52
2:T:29:GLY:HA2	2:T:30:SER:C	2.29	0.52
2:R:22:ALA:HB1	2:R:23:GLY:HA2	1.91	0.52
2:Y:10:VAL:HG11	2:Y:91:ILE:HD11	1.90	0.52
2:2:59:VAL:HG22	2:2:94:ILE:HD11	1.92	0.52
1:G:443:ALA:O	1:G:447:MET:HG3	2.09	0.52
2:Q:25:ILE:HG13	2:Q:26:VAL:HG23	1.91	0.52
1:H:248:LEU:HD23	1:H:249:ILE:N	2.25	0.52
2:Q:22:ALA:C	2:Q:24:GLY:H	2.13	0.52
1:M:302:SER:HB2	1:M:305:ILE:HG22	1.90	0.52
3:M:601:ADP:O2B	4:M:602:BEF:F1	2.18	0.52
3:D:601:ADP:O3B	4:D:602:BEF:F3	2.18	0.52

Continued on next page...

Continued from previous page...

Atom-1	Atom-2	Interatomic distance (Å)	Clash overlap (Å)
1:M:202:PRO:O	1:M:205:ILE:HG13	2.09	0.52
1:E:268:ARG:HG3	2:S:27:LEU:HD21	1.91	0.52
2:S:28:THR:HG22	2:S:29:GLY:CA	2.33	0.52
1:M:291:ASP:OD2	1:M:368:ARG:HD3	2.09	0.52
1:H:215:LEU:HB2	1:H:323:VAL:HG22	1.91	0.52
1:L:199:TYR:CE1	1:L:202:PRO:HA	2.44	0.52
1:H:217:SER:O	1:H:245:LYS:HD2	2.09	0.52
2:T:74:LYS:NZ	2:T:76:GLU:OE2	2.33	0.52
1:E:123:ALA:HB2	1:E:440:ILE:HG23	1.92	0.52
1:D:40:LEU:HD13	1:D:59:GLU:HG3	1.92	0.52
1:N:65:LYS:O	1:N:69:MET:HG3	2.10	0.52
2:V:12:VAL:HG23	2:V:39:GLU:C	2.30	0.52
1:A:278:ALA:HB1	1:A:285:ARG:HB2	1.92	0.52
1:L:319:GLN:HB2	1:L:336:VAL:HG11	1.92	0.52
2:S:18:GLU:HB2	2:S:20:LYS:HB2	1.92	0.52
1:M:448:GLU:O	1:M:452:ARG:HG3	2.09	0.52
1:K:232:GLU:O	1:K:235:PRO:HD2	2.10	0.52
1:L:77:VAL:HG21	1:L:507:ALA:HA	1.92	0.52
1:D:237:LEU:HD11	1:D:317:LEU:HD21	1.90	0.52
1:K:124:VAL:HG21	1:K:508:ALA:CB	2.40	0.52
1:E:151:SER:HB3	1:E:399:ALA:HA	1.92	0.52
1:E:261:THR:HG22	2:S:29:GLY:HA2	1.92	0.51
2:S:20:LYS:HB3	2:S:27:LEU:O	2.10	0.51
2:1:65:VAL:HG12	2:1:94:ILE:HG22	1.93	0.51
1:B:215:LEU:HD13	1:B:246:PRO:HB2	1.91	0.51
1:F:215:LEU:HD23	1:F:246:PRO:HB2	1.93	0.51
1:M:39:VAL:HG22	1:M:49:ILE:HG12	1.92	0.51
1:E:224:ASP:HB2	1:E:302:SER:HA	1.91	0.51
1:B:315:GLU:N	1:B:315:GLU:OE1	2.44	0.51
2:S:27:LEU:HD12	2:S:28:THR:H	1.74	0.51
1:N:205:ILE:HG23	1:N:212:ALA:O	2.11	0.51
1:C:215:LEU:HB2	1:C:323:VAL:HG22	1.92	0.51
1:G:261:THR:HG22	2:U:29:GLY:HA3	1.92	0.51
1:G:333:ILE:HG22	1:G:334:ASP:N	2.24	0.51
1:E:169:VAL:HG13	1:E:375:GLY:O	2.10	0.51
1:B:346:VAL:O	1:B:349:ILE:HG22	2.09	0.51
1:J:138:CYS:HB2	1:J:411:VAL:HG13	1.91	0.51
2:T:48:ILE:HA	2:T:53:GLU:O	2.10	0.51
1:J:269:GLY:O	1:J:271:VAL:N	2.35	0.51
1:J:199:TYR:HB2	1:J:204:PHE:HD2	1.74	0.51
1:A:25:ASP:HA	1:A:28:LYS:CD	2.41	0.51

Continued on next page...

Continued from previous page...

Atom-1	Atom-2	Interatomic distance (Å)	Clash overlap (Å)
1:D:260:ALA:O	1:D:264:VAL:HG23	2.11	0.51
1:M:278:ALA:CB	1:M:285:ARG:HD2	2.41	0.51
1:C:6:VAL:HG12	1:C:521:VAL:HG22	1.92	0.51
1:A:200:LEU:HB3	1:A:259:LEU:HD11	1.92	0.51
2:Q:28:THR:OG1	2:Q:29:GLY:N	2.41	0.51
1:N:138:CYS:HB2	1:N:411:VAL:HG13	1.92	0.51
1:M:177:VAL:HG11	1:M:397:GLU:HG2	1.92	0.51
1:I:450:PRO:O	1:I:454:ILE:HG13	2.11	0.51
1:I:315:GLU:N	1:I:315:GLU:OE1	2.43	0.51
1:I:196:ASP:HA	1:I:329:THR:HG22	1.93	0.51
1:E:285:ARG:HA	1:E:288:MET:HG2	1.92	0.51
1:G:242:LYS:HA	1:G:242:LYS:HE2	1.92	0.51
1:K:174:VAL:HG22	1:K:366:GLN:HG3	1.93	0.51
1:D:304:GLU:C	1:D:305:ILE:HD12	2.31	0.51
1:M:205:ILE:HD13	1:M:211:GLY:HA2	1.91	0.51
2:P:57:LEU:H	2:P:57:LEU:HD12	1.76	0.51
1:F:174:VAL:HG21	1:F:367:GLU:HA	1.92	0.51
1:N:450:PRO:O	1:N:454:ILE:HG13	2.11	0.51
1:K:361:ASP:O	1:K:365:LEU:HB2	2.10	0.51
2:Y:49:LEU:O	2:Y:51:ASN:N	2.42	0.51
2:1:61:VAL:HG22	2:1:62:GLY:H	1.75	0.51
1:N:10:ASN:O	1:N:14:VAL:HG23	2.10	0.51
1:H:199:TYR:HA	1:H:276:VAL:HG12	1.92	0.51
1:E:10:ASN:O	1:E:14:VAL:HG23	2.10	0.51
1:C:282:GLY:HA2	1:C:285:ARG:HH21	1.76	0.51
2:Y:6:LEU:HD23	2:Z:93:ALA:HB2	1.92	0.51
1:J:234:LEU:HD22	1:J:238:GLU:HG2	1.93	0.51
1:H:420:ILE:HD11	1:H:470:LYS:CG	2.40	0.51
1:J:230:ILE:HG22	1:J:233:MET:HG3	1.92	0.51
1:F:199:TYR:CE1	1:F:202:PRO:HA	2.46	0.51
1:L:264:VAL:HG21	1:M:306:GLY:HA3	1.92	0.51
2:P:65:VAL:HG12	2:P:94:ILE:HG22	1.93	0.51
1:H:263:VAL:O	1:H:267:MET:HG2	2.11	0.51
2:Z:5:PRO:HA	2:1:93:ALA:HB2	1.92	0.51
1:G:355:GLU:HG3	1:G:362:ARG:HA	1.93	0.51
1:M:235:PRO:HA	1:M:238:GLU:HB2	1.92	0.51
1:B:227:ILE:HD12	1:B:228:SER:N	2.26	0.51
1:M:217:SER:HA	1:M:320:ALA:O	2.11	0.51
1:J:40:LEU:HD13	1:J:59:GLU:HG3	1.92	0.51
1:F:234:LEU:N	1:F:235:PRO:HD2	2.26	0.51
2:O:28:THR:HG22	2:O:29:GLY:H	1.75	0.51

Continued on next page...

Continued from previous page...

Atom-1	Atom-2	Interatomic distance (Å)	Clash overlap (Å)
2:U:5:PRO:HA	2:T:93:ALA:HB2	1.92	0.51
1:G:238:GLU:OE2	1:G:312:ALA:HB3	2.10	0.51
1:D:270:ILE:HD13	2:R:26:VAL:O	2.10	0.51
1:B:367:GLU:HG2	1:B:371:LYS:HE2	1.92	0.51
1:A:65:LYS:O	1:A:69:MET:HG3	2.11	0.51
2:Z:60:LYS:HE3	2:Z:61:VAL:HG22	1.92	0.51
2:Z:11:ILE:HG13	2:Z:41:LEU:HB2	1.94	0.50
1:F:448:GLU:O	1:F:452:ARG:HG3	2.11	0.50
1:G:420:ILE:HD11	1:G:470:LYS:CG	2.41	0.50
2:P:57:LEU:HD23	2:P:88:GLU:HB2	1.92	0.50
1:G:145:ALA:O	1:G:149:THR:HG23	2.11	0.50
1:E:498:LYS:HG3	1:E:501:ARG:NH2	2.26	0.50
1:D:205:ILE:HG21	1:D:211:GLY:HA2	1.92	0.50
1:L:225:LYS:CD	1:L:309:LEU:HD11	2.41	0.50
1:M:260:ALA:O	1:M:264:VAL:HG23	2.12	0.50
1:K:244:GLY:O	1:K:245:LYS:HB2	2.11	0.50
2:R:20:LYS:HA	2:R:21:SER:HB2	1.93	0.50
2:Y:14:ARG:NH2	2:Y:84:LEU:HD21	2.26	0.50
1:F:409:GLU:OE2	1:F:501:ARG:NH2	2.43	0.50
1:M:404:ARG:O	1:M:407:VAL:HG12	2.12	0.50
1:I:323:VAL:HG12	1:I:332:ILE:HG12	1.93	0.50
2:R:47:ARG:O	2:R:54:VAL:HA	2.10	0.50
1:H:282:GLY:HA2	1:H:285:ARG:HH21	1.76	0.50
2:P:37:ARG:NH2	2:Q:77:LYS:O	2.44	0.50
1:K:87:ASP:OD1	4:K:602:BEF:F2	2.19	0.50
2:1:15:LYS:HG3	2:1:16:GLU:H	1.77	0.50
1:F:199:TYR:OH	1:F:327:LYS:HG3	2.11	0.50
1:N:162:ILE:O	1:N:166:MET:HG3	2.11	0.50
1:B:420:ILE:HG22	1:B:448:GLU:HA	1.92	0.50
1:J:450:PRO:O	1:J:454:ILE:HG13	2.11	0.50
2:W:91:ILE:HG22	2:W:92:LEU:O	2.11	0.50
1:M:65:LYS:O	1:M:69:MET:HG3	2.12	0.50
1:K:305:ILE:HG22	1:K:306:GLY:H	1.77	0.50
1:B:348:GLN:HG3	1:C:209:GLU:HA	1.93	0.50
2:V:22:ALA:C	2:V:24:GLY:H	2.13	0.50
2:O:50:GLU:HG3	2:U:50:GLU:OE1	2.12	0.50
1:D:236:VAL:HG21	1:D:310:GLU:O	2.10	0.50
1:C:27:VAL:HG12	1:C:90:THR:HG23	1.92	0.50
1:I:202:PRO:O	1:I:205:ILE:HG12	2.10	0.50
1:C:85:ALA:HB1	1:C:499:VAL:HG22	1.93	0.50
1:J:34:LYS:HG3	1:J:458:CYS:SG	2.52	0.50

Continued on next page...

Continued from previous page...

Atom-1	Atom-2	Interatomic distance (Å)	Clash overlap (Å)
1:J:200:LEU:HD13	1:J:276:VAL:HA	1.94	0.50
1:F:124:VAL:HG21	1:F:508:ALA:CB	2.42	0.50
1:D:246:PRO:HB3	1:D:272:LYS:HB2	1.93	0.50
2:T:49:LEU:O	2:T:53:GLU:HB2	2.10	0.50
1:L:234:LEU:HD22	1:L:237:LEU:HD23	1.94	0.50
1:E:385:THR:HG22	1:D:509:SER:OG	2.12	0.50
1:I:195:PHE:HD1	1:I:371:LYS:HE3	1.76	0.50
1:D:219:PHE:HE1	1:D:319:GLN:HE21	1.60	0.50
1:C:363:GLU:O	1:C:367:GLU:HB2	2.12	0.50
1:B:305:ILE:HG22	1:B:306:GLY:N	2.25	0.50
1:F:215:LEU:HD13	1:F:323:VAL:HG23	1.94	0.50
2:W:10:VAL:HG22	2:W:43:VAL:HG12	1.93	0.50
1:L:443:ALA:O	1:L:447:MET:HG3	2.12	0.50
1:H:472:GLY:HA3	1:H:476:TYR:HD2	1.76	0.50
2:U:48:ILE:HD12	2:T:55:LYS:HD3	1.94	0.50
1:C:225:LYS:HG2	1:C:226:LYS:O	2.12	0.50
1:M:195:PHE:HB3	1:M:330:THR:HB	1.94	0.50
1:E:419:LEU:HB3	1:E:447:MET:HB3	1.93	0.50
1:I:199:TYR:CE1	1:I:202:PRO:HA	2.47	0.50
1:H:95:LEU:HD13	1:H:504:LEU:HD23	1.93	0.50
2:U:14:ARG:HG2	2:U:35:SER:OG	2.12	0.49
1:G:305:ILE:HD12	1:A:267:MET:SD	2.52	0.49
2:W:14:ARG:HG2	2:W:35:SER:HB3	1.92	0.49
1:G:10:ASN:O	1:G:14:VAL:HG23	2.11	0.49
2:W:60:LYS:HG2	2:W:61:VAL:H	1.77	0.49
1:C:249:ILE:HD12	1:C:262:LEU:HD21	1.94	0.49
1:G:200:LEU:HD13	1:G:276:VAL:HA	1.92	0.49
1:C:359:ASP:O	1:C:363:GLU:HG3	2.12	0.49
1:C:171:LYS:HG2	1:C:172:GLU:N	2.23	0.49
1:F:228:SER:CB	1:F:255:GLU:HB2	2.40	0.49
1:J:202:PRO:O	1:J:205:ILE:HG12	2.12	0.49
1:G:343:GLN:O	1:G:346:VAL:HG22	2.12	0.49
1:J:233:MET:SD	1:J:309:LEU:HB3	2.52	0.49
2:U:63:ASP:N	2:U:63:ASP:OD1	2.39	0.49
1:B:475:ASN:O	1:B:488:MET:HG2	2.12	0.49
1:I:233:MET:HG3	1:I:309:LEU:O	2.11	0.49
2:O:93:ALA:CB	2:P:5:PRO:HA	2.42	0.49
1:N:304:GLU:C	1:N:305:ILE:HD12	2.32	0.49
1:J:193:MET:SD	1:J:371:LYS:HB3	2.52	0.49
1:E:352:GLN:HA	1:E:355:GLU:HG2	1.94	0.49
1:M:253:ASP:OD1	1:M:254:VAL:N	2.45	0.49

Continued on next page...

Continued from previous page...

Atom-1	Atom-2	Interatomic distance (Å)	Clash overlap (Å)
1:D:217:SER:HA	1:D:320:ALA:O	2.13	0.49
1:H:190:VAL:HG11	1:H:194:GLN:HE22	1.75	0.49
1:E:305:ILE:HG12	1:E:307:MET:HG3	1.93	0.49
1:I:346:VAL:O	1:I:349:ILE:HG22	2.13	0.49
1:G:124:VAL:HG21	1:G:508:ALA:HB2	1.94	0.49
2:1:91:ILE:HG22	2:1:92:LEU:O	2.13	0.49
1:A:233:MET:HB2	1:A:310:GLU:HA	1.95	0.49
1:D:232:GLU:O	1:D:235:PRO:HD2	2.13	0.49
1:B:358:SER:OG	1:B:359:ASP:N	2.42	0.49
1:G:65:LYS:O	1:G:69:MET:HG3	2.13	0.49
1:K:418:ALA:O	1:K:422:VAL:HG13	2.13	0.49
1:E:245:LYS:HE2	1:E:246:PRO:HD2	1.93	0.49
1:H:20:VAL:HG13	1:H:74:VAL:HG11	1.94	0.49
1:E:174:VAL:HG13	1:E:376:VAL:HG13	1.94	0.49
1:I:208:PRO:HG2	1:I:214:GLU:HG3	1.95	0.49
1:E:279:PRO:HG2	1:E:288:MET:HE2	1.95	0.49
1:F:27:VAL:HG12	1:F:90:THR:HG23	1.93	0.49
1:J:284:ARG:HA	1:J:364:LYS:NZ	2.28	0.49
1:G:305:ILE:HG22	1:G:306:GLY:N	2.28	0.49
1:G:264:VAL:HG12	1:F:305:ILE:HG23	1.93	0.49
2:P:12:VAL:HG22	2:P:40:VAL:HA	1.94	0.49
1:A:247:LEU:HB3	1:A:273:VAL:HG13	1.94	0.49
1:D:303:GLU:OE1	1:D:303:GLU:N	2.46	0.49
2:R:48:ILE:HA	2:R:53:GLU:O	2.12	0.49
1:C:218:PRO:HG3	1:C:323:VAL:HG22	1.94	0.49
1:H:280:GLY:O	1:H:285:ARG:HD3	2.13	0.49
1:M:232:GLU:OE1	1:M:232:GLU:N	2.42	0.49
1:B:231:ARG:HB3	1:B:258:ALA:HB2	1.94	0.49
1:J:199:TYR:CZ	1:J:205:ILE:HD11	2.46	0.49
1:B:128:VAL:HG23	1:B:501:ARG:HG2	1.94	0.49
1:L:260:ALA:O	1:L:264:VAL:HG23	2.12	0.49
1:I:248:LEU:HD12	1:I:323:VAL:HG21	1.95	0.49
1:L:124:VAL:HG22	1:L:504:LEU:HD11	1.94	0.49
1:A:255:GLU:HG3	1:A:256:GLY:H	1.78	0.49
2:U:10:VAL:HG11	2:U:91:ILE:HD11	1.95	0.49
1:J:117:LYS:NZ	1:J:121:ASP:OD2	2.41	0.49
1:I:124:VAL:HG21	1:I:508:ALA:CB	2.42	0.49
2:X:49:LEU:HG	2:X:50:GLU:H	1.78	0.49
1:F:65:LYS:O	1:F:69:MET:HG3	2.12	0.49
1:E:229:ASN:HB2	1:E:257:GLU:HB3	1.95	0.49
1:M:138:CYS:HB2	1:M:411:VAL:HG13	1.95	0.49

Continued on next page...

Continued from previous page...

Atom-1	Atom-2	Interatomic distance (Å)	Clash overlap (Å)
1:E:213:VAL:O	1:E:324:VAL:HA	2.12	0.49
1:H:306:GLY:HA3	1:N:268:ARG:HH22	1.78	0.49
1:L:261:THR:O	1:L:265:ASN:ND2	2.29	0.49
1:D:91:THR:OG1	3:D:601:ADP:O2B	2.30	0.49
1:L:266:THR:HA	1:L:271:VAL:O	2.12	0.49
1:H:448:GLU:O	1:H:452:ARG:HG3	2.13	0.49
1:H:322:ARG:HD2	1:H:333:ILE:HD12	1.95	0.49
1:J:304:GLU:C	1:J:305:ILE:HD12	2.33	0.49
1:C:124:VAL:HG21	1:C:508:ALA:CB	2.43	0.49
1:M:28:LYS:HG2	1:M:94:VAL:HG22	1.94	0.49
1:A:443:ALA:O	1:A:447:MET:HG3	2.13	0.49
1:H:10:ASN:O	1:H:14:VAL:HG23	2.12	0.49
1:A:117:LYS:NZ	1:A:121:ASP:OD2	2.45	0.49
1:D:130:GLU:HG3	1:D:426:LEU:HD21	1.95	0.49
1:C:242:LYS:HB2	2:Q:25:ILE:HD12	1.95	0.48
1:I:257:GLU:OE1	2:W:31:ALA:HA	2.13	0.48
2:Y:6:LEU:HB3	2:Z:93:ALA:HB2	1.94	0.48
1:L:352:GLN:O	1:L:355:GLU:HG2	2.13	0.48
1:I:123:ALA:HB2	1:I:440:ILE:HG23	1.95	0.48
1:I:77:VAL:HB	1:I:510:VAL:HG21	1.93	0.48
3:H:601:ADP:O3B	4:H:602:BEF:F2	2.20	0.48
1:I:124:VAL:HG21	1:I:508:ALA:HB2	1.95	0.48
1:D:27:VAL:HG12	1:D:90:THR:HG23	1.95	0.48
2:Q:64:ILE:O	2:Q:95:VAL:N	2.41	0.48
1:C:282:GLY:HA2	1:C:285:ARG:HE	1.77	0.48
2:T:5:PRO:HA	2:S:93:ALA:HB2	1.94	0.48
2:P:69:ASP:HA	2:P:73:VAL:HG21	1.95	0.48
1:K:366:GLN:HA	1:K:369:VAL:HG12	1.96	0.48
1:H:304:GLU:C	1:H:305:ILE:HD12	2.33	0.48
1:H:305:ILE:HD11	1:N:203:TYR:CE2	2.48	0.48
1:F:10:ASN:O	1:F:14:VAL:HG23	2.13	0.48
1:D:114:MET:O	1:D:118:ARG:HG3	2.13	0.48
1:I:10:ASN:O	1:I:14:VAL:HG23	2.12	0.48
1:L:222:LEU:HD22	1:L:293:ALA:HB2	1.95	0.48
1:I:174:VAL:HG23	1:I:370:ALA:HB2	1.95	0.48
1:K:227:ILE:HA	1:K:230:ILE:HB	1.95	0.48
1:D:229:ASN:O	1:D:231:ARG:N	2.46	0.48
1:A:404:ARG:O	1:A:408:GLU:HG3	2.13	0.48
1:D:39:VAL:HG22	1:D:49:ILE:HG12	1.95	0.48
1:K:448:GLU:OE1	1:K:452:ARG:NH1	2.46	0.48
1:B:177:VAL:HG11	1:B:397:GLU:HG2	1.95	0.48

Continued on next page...

Continued from previous page...

Atom-1	Atom-2	Interatomic distance (Å)	Clash overlap (Å)
2:I:66:ILE:HG13	2:I:92:LEU:HB2	1.94	0.48
1:H:237:LEU:O	1:H:240:VAL:HG22	2.14	0.48
1:B:199:TYR:CE1	1:B:202:PRO:HA	2.48	0.48
1:E:405:ALA:HB1	1:E:498:LYS:HB3	1.95	0.48
1:D:325:ILE:HG13	1:D:330:THR:HG23	1.94	0.48
1:C:187:LEU:HD13	1:C:379:ILE:HG12	1.94	0.48
1:I:291:ASP:HB3	1:I:372:LEU:HD21	1.95	0.48
1:I:232:GLU:O	1:I:235:PRO:HD2	2.14	0.48
1:A:305:ILE:HG22	1:A:306:GLY:N	2.28	0.48
1:F:225:LYS:HD2	1:F:230:ILE:CD1	2.42	0.48
1:L:355:GLU:O	1:L:362:ARG:NH2	2.46	0.48
1:A:39:VAL:HG22	1:A:49:ILE:HG12	1.95	0.48
1:F:240:VAL:CG1	1:F:314:LEU:HB3	2.43	0.48
1:C:199:TYR:CE1	1:C:202:PRO:HA	2.48	0.48
2:S:73:VAL:HG21	2:S:84:LEU:HD23	1.95	0.48
1:G:204:PHE:CD2	1:G:274:ALA:HA	2.49	0.48
1:A:358:SER:O	1:A:362:ARG:HG2	2.14	0.48
2:S:20:LYS:HG3	2:S:21:SER:N	2.28	0.48
1:J:91:THR:OG1	3:J:601:ADP:O2B	2.31	0.48
1:E:345:ARG:O	1:E:349:ILE:HG13	2.13	0.48
1:H:305:ILE:HG23	1:N:267:MET:SD	2.53	0.48
1:A:10:ASN:HA	1:A:13:ARG:HB2	1.95	0.48
1:C:190:VAL:HG11	1:C:194:GLN:HE22	1.78	0.48
1:N:345:ARG:O	1:N:349:ILE:HG12	2.14	0.48
1:M:215:LEU:O	1:M:322:ARG:HA	2.14	0.48
2:Q:21:SER:H	2:Q:27:LEU:HG	1.79	0.48
1:K:176:THR:HG23	1:K:378:VAL:HG22	1.96	0.48
2:W:11:ILE:HG12	2:W:85:ILE:HG12	1.95	0.48
1:G:193:MET:HB3	1:G:332:ILE:CG1	2.43	0.48
1:J:405:ALA:HB1	1:J:498:LYS:HB3	1.96	0.48
1:H:176:THR:OG1	1:H:378:VAL:HG22	2.14	0.48
1:E:260:ALA:O	1:E:264:VAL:HG23	2.14	0.48
2:V:8:ASP:HA	2:V:57:LEU:HD21	1.95	0.48
1:G:210:THR:H	1:F:351:GLN:HG3	1.79	0.48
2:V:93:ALA:HB2	2:2:5:PRO:HA	1.96	0.48
1:M:247:LEU:O	1:M:273:VAL:HA	2.13	0.48
1:E:314:LEU:H	1:E:314:LEU:HD12	1.78	0.48
2:X:28:THR:HG22	2:X:29:GLY:H	1.78	0.48
2:S:46:GLY:HA3	2:S:56:PRO:HA	1.96	0.48
1:I:234:LEU:N	1:I:235:PRO:HD2	2.29	0.48
1:K:227:ILE:O	1:K:227:ILE:HG22	2.14	0.48

Continued on next page...

Continued from previous page...

Atom-1	Atom-2	Interatomic distance (Å)	Clash overlap (Å)
1:I:230:ILE:CD1	1:I:309:LEU:HD22	2.43	0.48
1:I:349:ILE:HD12	1:I:368:ARG:NE	2.28	0.48
1:E:202:PRO:O	1:E:205:ILE:HG13	2.14	0.48
2:U:60:LYS:NZ	2:U:63:ASP:HB3	2.29	0.48
1:I:49:ILE:O	1:I:391:GLU:HB2	2.14	0.48
1:F:412:VAL:HG13	1:F:497:THR:OG1	2.13	0.48
2:T:11:ILE:HG13	2:T:41:LEU:HB2	1.96	0.48
1:E:282:GLY:HA2	1:E:285:ARG:NH2	2.29	0.48
2:O:65:VAL:HG12	2:O:94:ILE:HG22	1.96	0.48
1:B:199:TYR:CZ	1:B:205:ILE:HD11	2.49	0.48
1:D:415:GLY:HA2	3:D:601:ADP:H1'	1.95	0.48
1:A:228:SER:OG	1:A:255:GLU:HB3	2.14	0.48
1:B:339:GLU:HA	1:B:342:ILE:HB	1.96	0.48
1:F:6:VAL:HG12	1:F:521:VAL:HG22	1.95	0.48
1:B:440:ILE:O	1:B:444:LEU:HG	2.14	0.48
2:Q:65:VAL:HG12	2:Q:94:ILE:HG22	1.95	0.48
1:D:253:ASP:OD1	1:D:254:VAL:N	2.46	0.48
1:G:234:LEU:N	1:G:235:PRO:HD2	2.28	0.47
2:P:50:GLU:O	2:P:51:ASN:HB2	2.13	0.47
2:Y:43:VAL:HG23	2:Y:57:LEU:HD22	1.96	0.47
2:U:50:GLU:HB3	2:U:51:ASN:H	1.53	0.47
1:L:252:GLU:O	1:L:277:LYS:HG3	2.14	0.47
1:C:5:ASP:HB2	1:C:524:LEU:HD23	1.94	0.47
1:C:230:ILE:HA	1:C:230:ILE:HD12	1.71	0.47
1:J:77:VAL:HG21	1:J:507:ALA:HA	1.96	0.47
2:S:14:ARG:HG3	2:S:84:LEU:HD13	1.96	0.47
1:A:223:ALA:O	1:A:251:ALA:HA	2.14	0.47
2:W:13:LYS:HB2	2:W:41:LEU:HD11	1.95	0.47
2:X:54:VAL:O	2:X:56:PRO:HD3	2.13	0.47
1:N:443:ALA:O	1:N:447:MET:HG3	2.14	0.47
1:H:27:VAL:HG12	1:H:90:THR:HG23	1.94	0.47
1:E:239:ALA:HB1	1:E:314:LEU:HD11	1.97	0.47
1:E:368:ARG:HH12	1:E:371:LYS:HD2	1.79	0.47
1:E:304:GLU:CD	1:E:305:ILE:H	2.17	0.47
1:D:230:ILE:O	1:D:233:MET:HB3	2.15	0.47
1:M:419:LEU:HB3	1:M:447:MET:HB3	1.96	0.47
1:F:322:ARG:H	1:F:333:ILE:HG22	1.79	0.47
2:U:48:ILE:HA	2:U:53:GLU:O	2.13	0.47
1:N:266:THR:HA	1:N:271:VAL:O	2.13	0.47
1:N:421:ARG:NH1	1:N:472:GLY:O	2.47	0.47
1:H:18:ARG:HB3	1:H:18:ARG:NH1	2.29	0.47

Continued on next page...

Continued from previous page...

Atom-1	Atom-2	Interatomic distance (Å)	Clash overlap (Å)
1:I:231:ARG:HD2	1:I:261:THR:HG21	1.96	0.47
1:C:323:VAL:HG12	1:C:332:ILE:HG12	1.95	0.47
1:D:227:ILE:O	1:D:230:ILE:HG22	2.14	0.47
1:C:200:LEU:HB3	1:C:259:LEU:HD11	1.96	0.47
1:K:414:GLY:HA3	1:K:493:ILE:HG22	1.96	0.47
1:J:361:ASP:O	1:J:365:LEU:HB2	2.14	0.47
1:J:256:GLY:O	1:J:259:LEU:N	2.47	0.47
1:I:195:PHE:CD1	1:I:371:LYS:HE3	2.49	0.47
1:B:233:MET:HG3	1:B:234:LEU:HD22	1.97	0.47
1:D:496:PRO:O	1:D:499:VAL:HG22	2.15	0.47
1:B:215:LEU:HB2	1:B:323:VAL:HG22	1.95	0.47
1:A:255:GLU:HG3	1:A:256:GLY:N	2.29	0.47
1:C:367:GLU:O	1:C:371:LYS:HG3	2.13	0.47
2:Z:5:PRO:HA	2:1:93:ALA:CB	2.44	0.47
1:H:363:GLU:O	1:H:367:GLU:HB2	2.15	0.47
1:M:226:LYS:HE3	1:M:252:GLU:HG2	1.95	0.47
1:D:229:ASN:C	1:D:231:ARG:N	2.66	0.47
1:D:302:SER:OG	1:D:305:ILE:HD13	2.14	0.47
1:F:201:SER:HB3	1:F:259:LEU:HD23	1.97	0.47
1:K:281:PHE:H	1:K:284:ARG:HD2	1.79	0.47
1:L:382:GLY:O	1:L:392:LYS:NZ	2.47	0.47
2:U:20:LYS:HB3	2:U:27:LEU:HD12	1.97	0.47
1:E:412:VAL:HG13	1:E:497:THR:OG1	2.15	0.47
1:H:350:ARG:HA	1:H:353:ILE:HG13	1.96	0.47
1:B:443:ALA:O	1:B:447:MET:HG3	2.13	0.47
1:K:201:SER:HB3	1:K:259:LEU:HD22	1.97	0.47
2:W:65:VAL:HG12	2:W:94:ILE:HG22	1.96	0.47
1:G:234:LEU:HA	1:G:234:LEU:HD23	1.42	0.47
1:H:226:LYS:HG2	1:H:252:GLU:HG2	1.96	0.47
1:E:304:GLU:O	1:E:306:GLY:HA2	2.15	0.47
1:M:417:VAL:HA	1:M:420:ILE:HG22	1.96	0.47
2:U:17:VAL:HG13	2:U:35:SER:N	2.29	0.47
1:L:265:ASN:HA	1:L:270:ILE:HD13	1.96	0.47
1:M:302:SER:O	1:M:305:ILE:HG22	2.15	0.47
1:A:10:ASN:O	1:A:14:VAL:HG23	2.14	0.47
1:F:415:GLY:N	3:F:601:ADP:O2'	2.40	0.47
1:H:418:ALA:O	1:H:422:VAL:HG13	2.14	0.47
1:L:57:ALA:O	1:L:75:LYS:HE2	2.15	0.47
1:L:253:ASP:OD1	1:L:254:VAL:N	2.46	0.47
1:I:142:LYS:O	1:I:146:GLN:HG3	2.15	0.47
1:M:270:ILE:HG22	1:M:271:VAL:HG13	1.96	0.47

Continued on next page...

Continued from previous page...

Atom-1	Atom-2	Interatomic distance (Å)	Clash overlap (Å)
2:Z:24:GLY:HA2	2:Z:25:ILE:HA	1.60	0.47
1:K:343:GLN:O	1:K:346:VAL:HG22	2.13	0.47
1:N:358:SER:OG	1:N:359:ASP:N	2.45	0.47
1:K:409:GLU:CD	1:K:501:ARG:HH21	2.16	0.47
1:D:205:ILE:HA	1:D:213:VAL:HG22	1.96	0.47
2:P:51:ASN:CB	2:P:52:GLY:HA2	2.45	0.47
1:B:77:VAL:HB	1:B:510:VAL:HG21	1.97	0.47
1:G:409:GLU:OE2	1:G:501:ARG:NH2	2.33	0.47
1:J:225:LYS:HE3	1:J:226:LYS:HG2	1.96	0.47
2:V:19:THR:HG23	2:V:27:LEU:HD21	1.97	0.47
1:A:308:GLU:N	1:A:308:GLU:OE2	2.47	0.47
2:W:28:THR:HG22	2:W:29:GLY:H	1.79	0.47
1:C:227:ILE:HG12	1:C:253:ASP:O	2.14	0.47
1:M:261:THR:O	1:M:265:ASN:ND2	2.38	0.47
1:K:305:ILE:HG22	1:K:306:GLY:N	2.29	0.47
1:I:448:GLU:O	1:I:452:ARG:HG3	2.15	0.47
1:D:229:ASN:OD1	1:D:230:ILE:N	2.42	0.47
1:N:305:ILE:HG22	1:N:306:GLY:N	2.28	0.47
1:E:241:ALA:HA	1:E:271:VAL:CG1	2.45	0.47
1:K:245:LYS:HB3	1:K:246:PRO:HD2	1.96	0.47
2:P:10:VAL:HG12	2:P:12:VAL:HG23	1.96	0.47
1:D:313:THR:HG21	1:D:315:GLU:HG2	1.96	0.47
1:M:404:ARG:O	1:M:408:GLU:HG2	2.15	0.47
1:M:6:VAL:HG12	1:M:521:VAL:HG22	1.96	0.47
1:J:245:LYS:HE3	1:J:245:LYS:HB2	1.68	0.47
2:T:24:GLY:HA2	2:T:25:ILE:HA	1.57	0.47
1:J:90:THR:O	1:J:94:VAL:HG23	2.15	0.47
2:X:18:GLU:OE2	2:X:30:SER:HA	2.16	0.47
1:I:138:CYS:HB2	1:I:411:VAL:HG13	1.97	0.47
1:K:215:LEU:HB3	1:K:218:PRO:HB3	1.97	0.47
1:A:240:VAL:HG23	1:A:314:LEU:HD13	1.96	0.47
1:B:77:VAL:HG21	1:B:507:ALA:HA	1.97	0.47
1:G:20:VAL:HG13	1:G:74:VAL:HG11	1.96	0.47
1:I:40:LEU:HD13	1:I:59:GLU:HG3	1.97	0.47
1:G:225:LYS:HD2	1:G:226:LYS:H	1.80	0.47
1:I:420:ILE:HD11	1:I:469:VAL:HG12	1.97	0.47
1:K:513:LEU:HD11	1:J:388:GLU:HA	1.96	0.47
1:D:475:ASN:O	1:D:488:MET:HG2	2.15	0.47
1:F:265:ASN:HA	1:F:270:ILE:HD13	1.97	0.47
1:A:169:VAL:HG11	1:A:377:ALA:HB2	1.97	0.47
2:O:11:ILE:HG12	2:O:85:ILE:HG12	1.97	0.47

Continued on next page...

Continued from previous page...

Atom-1	Atom-2	Interatomic distance (Å)	Clash overlap (Å)
1:J:429:LEU:HG	1:J:440:ILE:HD13	1.97	0.47
1:M:239:ALA:HA	1:M:242:LYS:HE3	1.98	0.46
1:G:238:GLU:O	1:G:242:LYS:HG2	2.14	0.46
1:J:199:TYR:CE1	1:J:202:PRO:HA	2.50	0.46
1:B:20:VAL:HG13	1:B:74:VAL:HG11	1.97	0.46
2:U:20:LYS:HE2	2:U:27:LEU:HB2	1.97	0.46
1:F:359:ASP:O	1:F:363:GLU:HG3	2.15	0.46
1:C:231:ARG:NH1	1:C:257:GLU:HB3	2.30	0.46
1:I:231:ARG:HA	1:I:234:LEU:HD13	1.97	0.46
1:L:281:PHE:HB2	1:L:284:ARG:HH11	1.80	0.46
1:C:233:MET:C	1:C:235:PRO:HD2	2.35	0.46
1:J:228:SER:CB	1:J:255:GLU:HB3	2.41	0.46
1:G:257:GLU:O	1:G:261:THR:HG23	2.15	0.46
2:S:91:ILE:HG22	2:S:92:LEU:O	2.14	0.46
1:I:288:MET:HG2	1:I:368:ARG:HD2	1.96	0.46
1:I:349:ILE:HD13	1:I:369:VAL:CG2	2.45	0.46
1:D:322:ARG:HG2	1:D:323:VAL:N	2.31	0.46
2:U:6:LEU:HD22	2:T:93:ALA:HA	1.95	0.46
1:I:282:GLY:O	1:I:286:LYS:HG2	2.16	0.46
1:N:28:LYS:HG2	1:N:94:VAL:HG22	1.97	0.46
2:Y:1:MET:HG3	2:Z:97:ALA:HB2	1.98	0.46
1:K:145:ALA:O	1:K:149:THR:HG23	2.15	0.46
1:E:160:LYS:HA	1:E:160:LYS:HD2	1.65	0.46
1:D:450:PRO:O	1:D:454:ILE:HG13	2.14	0.46
2:1:77:LYS:HD3	2:1:82:GLU:HA	1.97	0.46
1:E:215:LEU:O	1:E:322:ARG:HA	2.15	0.46
3:L:601:ADP:O1B	4:L:602:BEF:F2	2.23	0.46
1:F:409:GLU:CD	1:F:501:ARG:HH21	2.19	0.46
1:G:246:PRO:HB3	1:G:272:LYS:HB2	1.97	0.46
1:N:434:GLU:O	1:N:437:ASN:HB2	2.15	0.46
1:E:308:GLU:HB2	1:E:311:LYS:HE3	1.96	0.46
1:J:322:ARG:HB3	1:J:333:ILE:HD12	1.98	0.46
1:C:450:PRO:O	1:C:454:ILE:HG13	2.16	0.46
1:C:265:ASN:O	1:C:270:ILE:HG22	2.15	0.46
1:I:237:LEU:O	1:I:241:ALA:N	2.48	0.46
1:B:231:ARG:NH1	2:P:31:ALA:HB2	2.31	0.46
2:W:53:GLU:CG	2:W:54:VAL:H	2.26	0.46
1:M:322:ARG:HB3	1:M:333:ILE:HD12	1.97	0.46
1:L:305:ILE:HG22	1:L:306:GLY:N	2.30	0.46
1:J:323:VAL:HG12	1:J:332:ILE:HG12	1.98	0.46
1:L:234:LEU:N	1:L:235:PRO:HD2	2.30	0.46

Continued on next page...

Continued from previous page...

Atom-1	Atom-2	Interatomic distance (Å)	Clash overlap (Å)
1:D:421:ARG:HA	1:D:421:ARG:HD3	1.78	0.46
2:O:5:PRO:HA	2:U:93:ALA:HB2	1.97	0.46
1:L:65:LYS:O	1:L:69:MET:HG3	2.15	0.46
1:C:441:LYS:HA	1:C:441:LYS:HD3	1.67	0.46
2:T:51:ASN:HD22	2:S:51:ASN:CG	2.18	0.46
1:B:225:LYS:CB	1:B:303:GLU:HG3	2.42	0.46
2:2:49:LEU:HD13	2:1:51:ASN:N	2.27	0.46
1:E:417:VAL:HA	1:E:420:ILE:HG22	1.97	0.46
1:L:349:ILE:HD13	1:L:368:ARG:HD2	1.98	0.46
1:K:319:GLN:HG3	1:K:320:ALA:N	2.31	0.46
1:C:362:ARG:O	1:C:366:GLN:HB2	2.15	0.46
2:O:50:GLU:HA	2:U:49:LEU:HD21	1.98	0.46
1:G:138:CYS:HB2	1:G:411:VAL:HG13	1.97	0.46
1:E:24:ALA:O	1:E:28:LYS:HG3	2.15	0.46
1:M:223:ALA:HB3	1:M:251:ALA:HB2	1.97	0.46
1:H:343:GLN:HA	1:H:346:VAL:HG22	1.98	0.46
1:N:183:LEU:HD12	1:N:183:LEU:H	1.80	0.46
2:S:17:VAL:HG22	2:S:18:GLU:N	2.31	0.46
1:K:236:VAL:HG11	1:K:310:GLU:O	2.15	0.46
1:H:242:LYS:HA	1:H:271:VAL:HG11	1.98	0.46
1:B:510:VAL:O	1:B:514:MET:HB2	2.15	0.46
1:F:266:THR:HG22	1:F:273:VAL:H	1.81	0.46
1:M:419:LEU:HD11	1:M:500:THR:HG23	1.98	0.46
1:D:421:ARG:NH1	1:D:472:GLY:O	2.49	0.46
1:G:404:ARG:O	1:G:408:GLU:HG2	2.16	0.46
2:V:65:VAL:HG12	2:V:94:ILE:HG23	1.98	0.46
1:H:234:LEU:N	1:H:235:PRO:HD2	2.30	0.46
1:I:3:ALA:HA	1:H:61:GLU:HG2	1.98	0.46
1:H:54:VAL:HB	1:H:89:THR:HG21	1.97	0.46
1:H:205:ILE:HD12	1:H:210:THR:HA	1.97	0.46
1:J:291:ASP:HB3	1:J:372:LEU:HD21	1.98	0.46
1:B:409:GLU:CD	1:B:501:ARG:HH21	2.18	0.46
1:D:305:ILE:HG22	1:D:306:GLY:N	2.31	0.46
1:N:124:VAL:HG21	1:N:508:ALA:CB	2.46	0.46
1:D:239:ALA:CB	2:R:24:GLY:HA2	2.45	0.46
1:N:350:ARG:HA	1:N:353:ILE:HD12	1.98	0.46
1:H:175:ILE:HG13	1:H:400:LEU:HD21	1.98	0.46
1:K:183:LEU:H	1:K:183:LEU:HD12	1.80	0.46
1:L:227:ILE:O	1:L:227:ILE:HG22	2.16	0.46
2:2:20:LYS:HE2	2:1:77:LYS:HG3	1.98	0.46
1:A:237:LEU:O	1:A:240:VAL:HG22	2.16	0.46

Continued on next page...

Continued from previous page...

Atom-1	Atom-2	Interatomic distance (Å)	Clash overlap (Å)
1:F:429:LEU:HG	1:F:440:ILE:HD13	1.97	0.46
2:2:46:GLY:HA2	2:2:57:LEU:HG	1.98	0.46
2:W:61:VAL:HG12	2:W:62:GLY:N	2.31	0.46
3:F:601:ADP:O3B	4:F:602:BEF:F2	2.24	0.46
1:J:65:LYS:O	1:J:69:MET:HG3	2.16	0.46
2:W:64:ILE:HG23	2:W:95:VAL:HB	1.98	0.46
2:Z:49:LEU:O	2:Z:52:GLY:N	2.48	0.46
1:H:278:ALA:CB	1:H:285:ARG:HD2	2.44	0.46
1:G:228:SER:HB3	1:G:255:GLU:OE1	2.16	0.46
1:M:171:LYS:HD2	1:M:407:VAL:HG21	1.97	0.46
1:F:259:LEU:O	1:F:263:VAL:HG23	2.16	0.46
2:V:59:VAL:HG12	2:V:94:ILE:HD11	1.98	0.46
1:G:233:MET:O	1:G:236:VAL:HG22	2.15	0.46
1:F:365:LEU:O	1:F:368:ARG:HG2	2.15	0.46
1:B:171:LYS:HD3	1:B:171:LYS:HA	1.65	0.46
1:L:131:LEU:HD23	1:L:131:LEU:HA	1.78	0.46
1:J:197:ARG:HG3	1:J:277:LYS:O	2.16	0.46
2:T:4:ARG:CZ	2:S:94:ILE:HD11	2.46	0.46
1:E:195:PHE:CE1	1:E:279:PRO:HG3	2.51	0.46
1:E:350:ARG:O	1:E:353:ILE:HG12	2.16	0.46
2:U:13:LYS:HG2	2:U:14:ARG:O	2.16	0.46
1:J:215:LEU:HB2	1:J:323:VAL:HG22	1.98	0.46
1:A:303:GLU:OE1	1:A:309:LEU:HD11	2.16	0.46
1:I:73:MET:SD	1:H:49:ILE:HD11	2.56	0.46
1:M:354:GLU:O	1:M:355:GLU:HG2	2.16	0.46
1:M:450:PRO:O	1:M:454:ILE:HG13	2.16	0.46
1:C:280:GLY:O	1:C:285:ARG:HD3	2.15	0.45
2:R:78:ILE:HG13	2:R:79:ASP:N	2.22	0.45
1:A:259:LEU:O	1:A:263:VAL:HG23	2.16	0.45
1:I:305:ILE:HD11	1:H:203:TYR:CE2	2.52	0.45
1:M:452:ARG:HH21	1:M:463:SER:HA	1.79	0.45
1:K:77:VAL:HG21	1:K:507:ALA:HA	1.98	0.45
1:D:193:MET:SD	1:D:371:LYS:HB3	2.56	0.45
1:L:419:LEU:HD11	1:L:500:THR:HG23	1.98	0.45
1:E:85:ALA:HB1	1:E:499:VAL:HG12	1.98	0.45
1:H:260:ALA:O	1:H:264:VAL:HG23	2.16	0.45
1:J:448:GLU:O	1:J:452:ARG:HG3	2.16	0.45
2:U:23:GLY:O	2:U:26:VAL:HG12	2.16	0.45
1:I:362:ARG:O	1:I:366:GLN:HB2	2.15	0.45
1:K:353:ILE:O	1:K:362:ARG:HG3	2.15	0.45
1:E:305:ILE:N	1:E:306:GLY:HA2	2.30	0.45

Continued on next page...

Continued from previous page...

Atom-1	Atom-2	Interatomic distance (Å)	Clash overlap (Å)
1:E:448:GLU:O	1:E:452:ARG:HG3	2.16	0.45
2:R:11:ILE:HB	2:R:85:ILE:CD1	2.45	0.45
1:N:115:ASP:OD1	1:N:118:ARG:HD2	2.17	0.45
1:G:349:ILE:HG12	1:G:368:ARG:NH2	2.32	0.45
1:J:308:GLU:OE1	1:J:311:LYS:HB2	2.15	0.45
1:E:25:ASP:HA	1:E:28:LYS:HE2	1.98	0.45
1:A:199:TYR:CE1	1:A:202:PRO:HA	2.52	0.45
1:M:288:MET:HA	1:M:291:ASP:OD2	2.17	0.45
1:B:197:ARG:NH1	1:B:198:GLY:H	2.10	0.45
2:Q:91:ILE:HG23	2:R:6:LEU:HD21	1.98	0.45
1:K:176:THR:CG2	1:K:378:VAL:HG22	2.46	0.45
2:V:21:SER:H	2:V:27:LEU:HG	1.80	0.45
1:A:308:GLU:CD	1:A:308:GLU:H	2.19	0.45
1:D:177:VAL:HG11	1:D:397:GLU:HG2	1.98	0.45
1:N:319:GLN:HB2	1:N:336:VAL:HG11	1.98	0.45
1:D:138:CYS:HB2	1:D:411:VAL:HG13	1.97	0.45
1:F:421:ARG:HA	1:F:421:ARG:HD3	1.71	0.45
1:E:278:ALA:CB	1:E:285:ARG:HD2	2.41	0.45
1:H:302:SER:CB	1:H:305:ILE:HD13	2.46	0.45
1:E:443:ALA:O	1:E:447:MET:HG3	2.17	0.45
1:K:339:GLU:O	1:K:343:GLN:HB2	2.17	0.45
1:B:150:ILE:HG12	1:B:493:ILE:HA	1.99	0.45
1:G:345:ARG:O	1:G:348:GLN:NE2	2.48	0.45
1:A:450:PRO:O	1:A:454:ILE:HG13	2.16	0.45
1:G:364:LYS:HE2	1:G:364:LYS:HB3	1.56	0.45
1:M:291:ASP:HB3	1:M:372:LEU:HD21	1.98	0.45
1:D:308:GLU:HG2	1:D:310:GLU:OE1	2.15	0.45
1:C:443:ALA:O	1:C:447:MET:HG3	2.17	0.45
2:U:5:PRO:HA	2:T:93:ALA:CB	2.47	0.45
1:E:229:ASN:HB2	1:E:257:GLU:CB	2.46	0.45
1:F:450:PRO:O	1:F:454:ILE:HG13	2.16	0.45
1:H:268:ARG:N	1:H:269:GLY:HA2	2.32	0.45
1:B:241:ALA:CB	1:B:271:VAL:HG11	2.39	0.45
1:E:252:GLU:OE1	1:E:285:ARG:NH2	2.50	0.45
1:K:420:ILE:HD11	1:K:470:LYS:CG	2.46	0.45
1:C:345:ARG:O	1:C:348:GLN:HG3	2.17	0.45
1:G:248:LEU:HD21	1:G:325:ILE:HD11	1.99	0.45
2:U:91:ILE:HG22	2:U:92:LEU:O	2.16	0.45
1:N:421:ARG:HA	1:N:421:ARG:HD3	1.75	0.45
1:M:257:GLU:HG3	2:1:30:SER:HB2	1.99	0.45
1:M:165:ALA:O	1:M:169:VAL:HG22	2.17	0.45

Continued on next page...

Continued from previous page...

Atom-1	Atom-2	Interatomic distance (Å)	Clash overlap (Å)
1:J:85:ALA:HB1	1:J:499:VAL:HG12	1.98	0.45
1:K:240:VAL:HG11	1:K:314:LEU:HB3	1.98	0.45
1:N:80:LYS:HD3	1:N:80:LYS:HA	1.71	0.45
1:M:421:ARG:HA	1:M:421:ARG:HD3	1.67	0.45
2:2:19:THR:HG22	2:2:20:LYS:H	1.81	0.45
1:J:228:SER:HA	1:J:258:ALA:HB2	1.98	0.45
1:J:252:GLU:HA	1:J:285:ARG:HH11	1.81	0.45
2:2:57:LEU:O	2:2:59:VAL:N	2.50	0.45
2:U:50:GLU:C	2:U:52:GLY:H	2.20	0.45
1:K:201:SER:HA	1:K:202:PRO:HD2	1.83	0.45
1:G:6:VAL:HG12	1:G:521:VAL:HG22	1.99	0.45
1:E:295:LEU:HD23	1:E:335:GLY:HA3	1.98	0.45
1:L:420:ILE:HD11	1:L:470:LYS:HD3	1.99	0.45
1:A:202:PRO:O	1:A:205:ILE:HG12	2.17	0.45
1:M:345:ARG:O	1:M:349:ILE:HG13	2.17	0.45
1:C:214:GLU:HG2	1:C:324:VAL:HG22	1.99	0.45
2:Y:49:LEU:C	2:Y:51:ASN:H	2.20	0.45
1:J:278:ALA:CB	1:J:285:ARG:HB2	2.47	0.45
1:G:13:ARG:HD2	1:G:104:LEU:HD22	1.99	0.45
2:2:25:ILE:HG13	2:2:25:ILE:H	1.58	0.45
1:N:417:VAL:HG11	1:N:488:MET:HG3	1.98	0.45
1:E:34:LYS:HG3	1:E:458:CYS:SG	2.57	0.45
1:A:348:GLN:OE1	1:A:352:GLN:NE2	2.50	0.45
1:D:327:LYS:HG3	1:D:328:ASP:OD1	2.17	0.45
1:M:265:ASN:ND2	2:1:27:LEU:HD13	2.27	0.45
1:A:288:MET:HA	1:A:291:ASP:OD2	2.17	0.45
1:H:208:PRO:C	1:H:210:THR:H	2.19	0.45
1:F:206:ASN:HB2	1:F:213:VAL:HA	1.99	0.45
2:U:14:ARG:NH2	2:U:84:LEU:HD21	2.31	0.45
1:C:20:VAL:HG13	1:C:74:VAL:HG11	1.98	0.45
1:J:232:GLU:C	1:J:235:PRO:HD2	2.37	0.45
1:M:206:ASN:OD1	1:M:207:LYS:N	2.41	0.45
1:D:282:GLY:HA2	1:D:285:ARG:CZ	2.46	0.45
1:I:128:VAL:HG23	1:I:501:ARG:HG2	1.99	0.45
1:N:258:ALA:O	1:N:262:LEU:HB2	2.16	0.45
1:M:302:SER:HB2	1:M:305:ILE:CG2	2.47	0.45
1:H:414:GLY:HA2	1:H:495:ASP:OD2	2.16	0.45
2:1:3:ILE:HG12	2:1:78:ILE:HD13	1.98	0.45
1:K:65:LYS:O	1:K:69:MET:HG3	2.17	0.45
1:A:245:LYS:HB2	1:A:245:LYS:HE3	1.63	0.45
1:B:197:ARG:HD2	1:B:197:ARG:HA	1.62	0.45

Continued on next page...

Continued from previous page...

Atom-1	Atom-2	Interatomic distance (Å)	Clash overlap (Å)
1:A:310:GLU:N	1:A:310:GLU:OE1	2.50	0.45
1:H:197:ARG:HA	1:H:197:ARG:HD3	1.71	0.45
1:J:345:ARG:O	1:J:349:ILE:HG13	2.17	0.45
1:I:309:LEU:HD12	1:I:310:GLU:N	2.32	0.45
2:O:94:ILE:HD11	2:P:4:ARG:HH11	1.81	0.45
1:L:230:ILE:CG2	1:L:233:MET:HB2	2.46	0.45
1:F:231:ARG:HE	1:F:261:THR:HG21	1.81	0.45
1:N:174:VAL:HG23	1:N:370:ALA:HB2	1.99	0.45
2:P:61:VAL:HG12	2:P:62:GLY:N	2.31	0.45
1:D:28:LYS:HG2	1:D:94:VAL:HG22	1.98	0.45
1:M:247:LEU:HD12	1:M:273:VAL:HG13	1.98	0.45
1:F:449:ALA:HB3	1:F:450:PRO:HD3	1.98	0.45
1:I:280:GLY:H	1:I:285:ARG:HB3	1.82	0.45
1:C:65:LYS:O	1:C:69:MET:HG3	2.17	0.45
1:M:385:THR:HG22	1:N:509:SER:OG	2.17	0.45
1:M:187:LEU:HD13	1:M:379:ILE:HG12	1.99	0.45
1:C:347:ALA:HA	1:C:350:ARG:HG3	1.99	0.45
1:C:260:ALA:O	1:C:264:VAL:HG23	2.17	0.45
2:Z:76:GLU:OE2	2:1:36:THR:OG1	2.32	0.45
1:J:358:SER:O	1:J:362:ARG:HG2	2.17	0.45
1:M:314:LEU:HD12	1:M:315:GLU:N	2.32	0.45
1:K:441:LYS:HD3	1:K:441:LYS:HA	1.67	0.45
1:E:196:ASP:O	1:E:197:ARG:NH1	2.48	0.44
1:F:260:ALA:HB1	1:E:306:GLY:N	2.32	0.44
1:E:219:PHE:O	1:E:248:LEU:N	2.47	0.44
1:H:254:VAL:HG12	1:H:259:LEU:HG	1.99	0.44
2:Y:14:ARG:HG2	2:Y:35:SER:OG	2.17	0.44
1:K:149:THR:CG2	1:K:156:GLU:HA	2.47	0.44
1:A:239:ALA:O	1:A:242:LYS:HG2	2.16	0.44
1:I:513:LEU:HD11	1:H:388:GLU:HA	1.98	0.44
1:K:165:ALA:O	1:K:169:VAL:HG22	2.17	0.44
1:M:204:PHE:CE2	1:M:274:ALA:HA	2.53	0.44
1:I:196:ASP:O	1:I:197:ARG:HG3	2.17	0.44
1:H:252:GLU:OE1	1:H:285:ARG:NH2	2.50	0.44
1:K:225:LYS:HD2	1:K:226:LYS:H	1.82	0.44
1:M:322:ARG:HG2	1:M:323:VAL:N	2.32	0.44
1:J:310:GLU:OE1	1:J:310:GLU:N	2.50	0.44
1:C:14:VAL:O	1:C:18:ARG:HG3	2.16	0.44
1:G:270:ILE:CD1	2:U:27:LEU:HB3	2.47	0.44
1:G:417:VAL:O	1:G:421:ARG:HB2	2.17	0.44
1:B:441:LYS:O	1:B:445:ARG:HB2	2.17	0.44

Continued on next page...

Continued from previous page...

Atom-1	Atom-2	Interatomic distance (Å)	Clash overlap (Å)
1:B:262:LEU:O	1:B:266:THR:HG23	2.16	0.44
1:E:264:VAL:HG12	2:S:27:LEU:HD21	1.99	0.44
1:C:232:GLU:HG2	1:C:233:MET:H	1.82	0.44
2:S:15:LYS:HG3	2:S:16:GLU:N	2.25	0.44
1:H:242:LYS:O	1:H:242:LYS:HG2	2.17	0.44
1:A:305:ILE:HD12	1:B:263:VAL:HG11	2.00	0.44
1:J:352:GLN:HB3	1:J:365:LEU:HD11	1.99	0.44
1:N:313:THR:CG2	1:N:315:GLU:HG2	2.47	0.44
1:J:418:ALA:O	1:J:422:VAL:HG13	2.17	0.44
2:Z:43:VAL:HG11	2:Z:59:VAL:O	2.17	0.44
1:N:194:GLN:HG3	1:N:330:THR:O	2.17	0.44
1:H:441:LYS:HA	1:H:441:LYS:HD3	1.57	0.44
1:E:345:ARG:O	1:E:348:GLN:HG3	2.17	0.44
1:L:301:ILE:HG21	1:L:309:LEU:HD23	2.00	0.44
1:H:305:ILE:HD11	1:N:203:TYR:CZ	2.53	0.44
1:I:218:PRO:HG3	1:I:323:VAL:HG22	1.99	0.44
1:K:169:VAL:HG11	1:K:377:ALA:HB2	1.99	0.44
1:J:177:VAL:HG11	1:J:397:GLU:HG2	1.99	0.44
2:Q:49:LEU:O	2:Q:52:GLY:HA2	2.18	0.44
2:Q:49:LEU:HB2	2:Q:53:GLU:HB2	1.97	0.44
1:E:475:ASN:O	1:E:488:MET:HG2	2.16	0.44
2:2:80:ASN:O	2:2:80:ASN:ND2	2.41	0.44
1:B:322:ARG:O	1:B:333:ILE:HG12	2.17	0.44
1:B:233:MET:HG3	1:B:234:LEU:N	2.32	0.44
1:J:77:VAL:HB	1:J:510:VAL:HG21	2.00	0.44
1:L:91:THR:OG1	3:L:601:ADP:O3B	2.32	0.44
1:F:305:ILE:C	1:F:307:MET:H	2.21	0.44
2:W:14:ARG:NH1	2:W:84:LEU:HD21	2.33	0.44
1:A:225:LYS:HD2	1:A:226:LYS:H	1.83	0.44
1:F:353:ILE:HD11	1:F:369:VAL:HG21	1.98	0.44
1:L:174:VAL:HG21	1:L:367:GLU:HA	1.99	0.44
1:B:450:PRO:O	1:B:454:ILE:HG13	2.18	0.44
1:C:227:ILE:HD12	1:C:230:ILE:HG12	1.99	0.44
1:J:23:LEU:O	1:J:27:VAL:HG22	2.17	0.44
1:C:128:VAL:HG23	1:C:501:ARG:HG2	2.00	0.44
1:F:278:ALA:HB3	1:F:285:ARG:HD3	2.00	0.44
1:G:199:TYR:HA	1:G:276:VAL:HG12	2.00	0.44
2:X:9:ARG:NH2	2:Y:89:SER:O	2.51	0.44
1:H:421:ARG:HD3	1:H:421:ARG:HA	1.86	0.44
2:O:89:SER:O	2:P:9:ARG:NH2	2.50	0.44
2:Q:69:ASP:CB	2:Q:73:VAL:HG11	2.48	0.44

Continued on next page...

Continued from previous page...

Atom-1	Atom-2	Interatomic distance (Å)	Clash overlap (Å)
1:C:142:LYS:O	1:C:146:GLN:HG3	2.17	0.44
1:K:116:LEU:O	1:K:120:ILE:HG13	2.16	0.44
1:H:195:PHE:HB2	1:H:279:PRO:HB3	2.00	0.44
1:E:227:ILE:HG22	1:E:227:ILE:O	2.17	0.44
2:S:57:LEU:HA	2:S:57:LEU:HD23	1.64	0.44
1:A:199:TYR:CZ	1:A:205:ILE:HD11	2.52	0.44
1:A:200:LEU:HD23	1:A:254:VAL:HB	2.00	0.44
2:T:4:ARG:O	2:S:93:ALA:HB1	2.18	0.44
1:E:368:ARG:CZ	1:E:368:ARG:HA	2.47	0.44
1:M:244:GLY:C	1:M:245:LYS:HG2	2.38	0.44
1:A:226:LYS:HE2	1:A:252:GLU:HG2	2.00	0.44
2:T:13:LYS:HD2	2:T:81:GLU:OE1	2.17	0.44
2:W:73:VAL:HG22	2:W:86:MET:HB3	1.99	0.44
1:D:412:VAL:HG13	1:D:497:THR:OG1	2.18	0.44
2:Y:3:ILE:HD11	2:Y:78:ILE:HG21	2.00	0.44
3:G:601:ADP:O1A	4:G:602:BEF:F2	2.26	0.44
1:I:333:ILE:HG13	1:I:334:ASP:N	2.31	0.44
1:C:420:ILE:HD11	1:C:470:LYS:CG	2.46	0.44
1:F:305:ILE:HG22	1:F:306:GLY:N	2.31	0.44
1:G:197:ARG:HD3	1:G:197:ARG:HA	1.82	0.44
1:F:254:VAL:HG12	1:F:259:LEU:HD12	1.98	0.44
2:T:22:ALA:C	2:T:24:GLY:H	2.21	0.44
1:K:450:PRO:O	1:K:454:ILE:HG13	2.16	0.44
1:K:421:ARG:HA	1:K:421:ARG:HD3	1.84	0.44
1:K:54:VAL:HB	1:K:89:THR:HG21	1.99	0.44
1:L:387:VAL:HG21	1:M:510:VAL:HG12	2.00	0.44
1:J:223:ALA:HB3	1:J:251:ALA:HB2	1.98	0.44
1:B:311:LYS:HD3	1:B:311:LYS:O	2.17	0.44
1:E:226:LYS:HD2	1:E:226:LYS:H	1.83	0.44
2:W:54:VAL:O	2:W:56:PRO:HD3	2.18	0.44
1:J:345:ARG:O	1:J:348:GLN:HG3	2.18	0.44
2:U:14:ARG:NH1	2:U:34:LYS:HB2	2.33	0.44
1:K:246:PRO:HB3	1:K:272:LYS:HE3	1.99	0.44
1:L:124:VAL:HG21	1:L:508:ALA:CB	2.48	0.44
1:I:283:ASP:HA	1:I:286:LYS:HE2	2.00	0.44
1:M:418:ALA:O	1:M:422:VAL:HG13	2.18	0.44
2:S:13:LYS:HB2	2:S:41:LEU:HD11	1.99	0.44
1:C:343:GLN:HA	1:C:346:VAL:HG22	2.00	0.44
1:H:34:LYS:HG3	1:H:458:CYS:SG	2.58	0.44
1:D:151:SER:HB3	1:D:399:ALA:HA	2.00	0.44
1:H:183:LEU:HD12	1:H:183:LEU:H	1.83	0.44

Continued on next page...

Continued from previous page...

Atom-1	Atom-2	Interatomic distance (Å)	Clash overlap (Å)
1:C:282:GLY:HA2	1:C:285:ARG:NH2	2.33	0.43
2:W:52:GLY:HA3	2:W:53:GLU:HA	1.46	0.43
2:Q:93:ALA:CB	2:R:5:PRO:HA	2.48	0.43
1:J:282:GLY:O	1:J:285:ARG:HG2	2.18	0.43
1:J:303:GLU:HB2	1:J:309:LEU:HD21	2.00	0.43
1:G:215:LEU:HB2	1:G:323:VAL:HG22	1.99	0.43
1:C:90:THR:O	1:C:94:VAL:HG23	2.18	0.43
2:1:14:ARG:HG3	2:1:84:LEU:HD13	2.00	0.43
1:E:218:PRO:HA	1:E:246:PRO:HG2	1.99	0.43
1:K:149:THR:HG22	1:K:156:GLU:HA	2.00	0.43
1:A:346:VAL:O	1:A:350:ARG:HG3	2.18	0.43
2:O:91:ILE:HG22	2:O:92:LEU:O	2.17	0.43
1:J:249:ILE:HB	1:J:275:ALA:HA	2.00	0.43
1:C:438:VAL:O	1:C:442:VAL:HG23	2.18	0.43
1:I:18:ARG:HB3	1:I:18:ARG:NH1	2.33	0.43
1:N:197:ARG:HA	1:N:197:ARG:HD3	1.82	0.43
1:E:213:VAL:CG1	1:E:325:ILE:HB	2.49	0.43
1:H:193:MET:SD	1:H:371:LYS:HB3	2.58	0.43
1:F:218:PRO:HB3	1:F:246:PRO:HG2	2.00	0.43
1:B:429:LEU:HG	1:B:440:ILE:HD13	2.00	0.43
1:J:358:SER:HB3	1:J:359:ASP:H	1.58	0.43
1:N:177:VAL:HG11	1:N:397:GLU:HG2	2.00	0.43
1:J:222:LEU:HD22	1:J:293:ALA:HB2	2.00	0.43
2:O:95:VAL:HA	2:P:3:ILE:HG22	2.00	0.43
1:J:124:VAL:HG21	1:J:508:ALA:CB	2.47	0.43
1:H:151:SER:HB3	1:H:399:ALA:HA	1.98	0.43
2:X:73:VAL:HG12	2:X:86:MET:HB3	1.99	0.43
2:2:20:LYS:NZ	2:1:77:LYS:HE2	2.32	0.43
1:G:227:ILE:HA	1:G:230:ILE:HD11	2.00	0.43
1:I:225:LYS:CB	1:I:303:GLU:HG3	2.48	0.43
1:E:436:GLN:O	1:E:440:ILE:HG13	2.18	0.43
1:N:162:ILE:HD13	1:N:400:LEU:HA	2.00	0.43
1:B:348:GLN:HA	1:C:209:GLU:HB2	1.99	0.43
1:J:365:LEU:HD23	1:J:365:LEU:HA	1.69	0.43
2:V:40:VAL:HG13	2:V:62:GLY:N	2.33	0.43
1:K:270:ILE:HG21	2:Y:26:VAL:HG13	2.00	0.43
1:H:5:ASP:HB2	1:H:524:LEU:HD23	2.00	0.43
1:H:24:ALA:O	1:H:28:LYS:HG3	2.18	0.43
1:N:354:GLU:HG2	1:N:354:GLU:O	2.17	0.43
1:E:228:SER:CA	1:E:255:GLU:HB2	2.44	0.43
1:B:253:ASP:OD1	1:B:254:VAL:N	2.48	0.43

Continued on next page...

Continued from previous page...

Atom-1	Atom-2	Interatomic distance (Å)	Clash overlap (Å)
1:M:213:VAL:CG1	1:M:325:ILE:HB	2.48	0.43
2:P:50:GLU:HB2	2:Q:50:GLU:HB2	1.99	0.43
1:L:350:ARG:HA	1:L:353:ILE:HD12	2.01	0.43
1:D:231:ARG:O	1:D:235:PRO:HD3	2.18	0.43
2:W:93:ALA:CB	2:V:5:PRO:HA	2.48	0.43
1:F:215:LEU:O	1:F:322:ARG:HA	2.19	0.43
1:G:225:LYS:HD3	1:G:303:GLU:OE1	2.18	0.43
1:E:30:THR:HB	1:E:51:LYS:HG3	1.99	0.43
1:K:224:ASP:O	1:K:252:GLU:HB2	2.18	0.43
1:D:10:ASN:O	1:D:14:VAL:HG23	2.18	0.43
1:M:222:LEU:HD22	1:M:293:ALA:HB2	2.01	0.43
2:2:47:ARG:O	2:2:54:VAL:HA	2.18	0.43
1:J:260:ALA:HA	1:J:263:VAL:HG12	2.00	0.43
2:2:49:LEU:O	2:2:49:LEU:HD12	2.18	0.43
1:J:288:MET:HA	1:J:291:ASP:OD2	2.18	0.43
1:E:266:THR:CG2	1:E:273:VAL:H	2.32	0.43
1:I:421:ARG:HD3	1:I:421:ARG:HA	1.76	0.43
1:F:281:PHE:HB2	1:F:284:ARG:NH1	2.32	0.43
2:W:61:VAL:HG12	2:W:62:GLY:H	1.83	0.43
1:N:325:ILE:HG13	1:N:330:THR:HG23	2.01	0.43
2:O:47:ARG:O	2:O:54:VAL:HA	2.18	0.43
1:F:217:SER:HA	1:F:320:ALA:O	2.18	0.43
1:H:65:LYS:O	1:H:69:MET:HG3	2.17	0.43
1:C:13:ARG:NH1	1:C:517:THR:O	2.51	0.43
1:C:270:ILE:HG23	1:C:271:VAL:H	1.84	0.43
2:2:22:ALA:HA	2:2:23:GLY:HA2	1.73	0.43
1:G:261:THR:HG22	2:U:29:GLY:CA	2.49	0.43
1:E:230:ILE:HD13	1:E:309:LEU:HD21	2.01	0.43
1:I:349:ILE:HD11	1:I:365:LEU:HG	2.00	0.43
1:H:259:LEU:O	1:H:263:VAL:HG23	2.18	0.43
1:J:219:PHE:CE2	1:J:245:LYS:HD3	2.53	0.43
1:N:31:LEU:HD23	1:N:453:GLN:HB3	2.00	0.43
1:K:240:VAL:CG1	1:K:314:LEU:HB3	2.48	0.43
1:H:124:VAL:HG21	1:H:508:ALA:CB	2.48	0.43
1:K:293:ALA:HB1	1:K:298:GLY:O	2.19	0.43
1:E:421:ARG:HD3	1:E:421:ARG:HA	1.75	0.43
1:I:217:SER:HA	1:I:320:ALA:O	2.18	0.43
2:Q:16:GLU:HG3	2:Q:18:GLU:HG2	2.00	0.43
2:S:47:ARG:HG2	2:S:49:LEU:HG	2.01	0.43
2:O:15:LYS:HG2	2:O:38:GLY:HA2	2.01	0.43
1:L:140:ASP:OD1	1:L:140:ASP:N	2.52	0.43

Continued on next page...

Continued from previous page...

Atom-1	Atom-2	Interatomic distance (Å)	Clash overlap (Å)
1:I:183:LEU:H	1:I:183:LEU:HD12	1.84	0.43
1:D:199:TYR:CE1	1:D:202:PRO:HA	2.54	0.43
1:D:199:TYR:CE2	1:D:205:ILE:HD11	2.54	0.43
1:A:199:TYR:HA	1:A:276:VAL:HG12	2.00	0.43
1:H:232:GLU:CG	1:H:233:MET:H	2.27	0.43
1:L:429:LEU:HG	1:L:440:ILE:HD13	2.00	0.43
1:D:233:MET:HG3	1:D:310:GLU:CD	2.38	0.43
2:2:57:LEU:C	2:2:59:VAL:H	2.21	0.43
1:M:31:LEU:HD23	1:M:453:GLN:HB3	2.01	0.43
2:U:6:LEU:H	2:U:6:LEU:CD2	2.32	0.43
1:H:194:GLN:HB2	1:H:331:THR:HG22	2.00	0.43
1:L:259:LEU:O	1:L:263:VAL:HG23	2.19	0.43
1:F:270:ILE:H	1:F:270:ILE:HD12	1.83	0.43
1:E:308:GLU:HB2	1:E:311:LYS:HB3	1.99	0.43
1:H:417:VAL:O	1:H:421:ARG:HB2	2.18	0.43
1:F:164:GLU:OE2	1:F:168:LYS:NZ	2.52	0.43
2:W:12:VAL:HG22	2:W:40:VAL:HA	2.00	0.43
2:2:10:VAL:HG21	2:2:91:ILE:HD11	1.99	0.43
1:J:147:VAL:HG22	1:J:403:THR:HG22	2.00	0.43
2:O:16:GLU:HB3	2:O:17:VAL:H	1.50	0.43
1:L:404:ARG:O	1:L:408:GLU:HG2	2.19	0.43
1:J:272:LYS:HA	1:J:272:LYS:HD3	1.89	0.43
1:C:230:ILE:C	1:C:232:GLU:N	2.70	0.43
2:Z:6:LEU:HB2	2:1:93:ALA:HA	2.00	0.43
1:J:414:GLY:HA2	1:J:495:ASP:OD2	2.19	0.43
1:A:365:LEU:HD23	1:A:365:LEU:HA	1.76	0.43
2:V:91:ILE:HG23	2:2:6:LEU:HD21	2.01	0.43
1:F:322:ARG:HB2	1:F:333:ILE:HG21	2.01	0.43
1:J:382:GLY:O	1:J:392:LYS:NZ	2.51	0.43
1:A:421:ARG:HD3	1:A:421:ARG:HA	1.69	0.43
1:C:232:GLU:HG2	1:C:233:MET:N	2.34	0.43
1:B:227:ILE:HD11	1:B:254:VAL:HG13	2.00	0.43
1:J:306:GLY:HA3	1:I:264:VAL:HG21	2.01	0.43
1:C:197:ARG:HD3	1:C:197:ARG:HA	1.75	0.43
1:F:90:THR:O	1:F:94:VAL:HG23	2.18	0.43
2:Y:20:LYS:HA	2:Y:27:LEU:HD12	2.01	0.43
1:F:278:ALA:CB	1:F:285:ARG:HD3	2.49	0.43
1:M:233:MET:SD	1:M:310:GLU:HB3	2.58	0.43
1:I:150:ILE:HD11	1:I:493:ILE:HG22	2.01	0.43
1:F:54:VAL:HB	1:F:89:THR:HG21	2.00	0.43
1:A:40:LEU:HD13	1:A:59:GLU:HG3	1.99	0.43

Continued on next page...

Continued from previous page...

Atom-1	Atom-2	Interatomic distance (Å)	Clash overlap (Å)
1:F:200:LEU:HD13	1:F:276:VAL:HA	2.00	0.43
1:N:199:TYR:CE1	1:N:202:PRO:HA	2.54	0.43
2:Z:78:ILE:HD12	2:Z:79:ASP:O	2.19	0.43
1:G:234:LEU:HD21	1:G:310:GLU:CG	2.42	0.43
1:C:253:ASP:OD1	1:C:254:VAL:N	2.52	0.43
1:M:195:PHE:HE2	1:M:197:ARG:HB2	1.84	0.43
1:M:252:GLU:OE1	1:M:285:ARG:NH2	2.52	0.43
2:2:49:LEU:C	2:2:51:ASN:H	2.22	0.43
1:A:269:GLY:O	1:A:271:VAL:N	2.41	0.43
1:M:364:LYS:O	1:M:367:GLU:HB3	2.19	0.43
1:E:363:GLU:O	1:E:366:GLN:HG2	2.19	0.43
1:F:258:ALA:O	1:F:262:LEU:HB2	2.18	0.43
1:N:217:SER:HA	1:N:320:ALA:O	2.19	0.43
1:B:149:THR:HG23	1:B:155:ASP:C	2.40	0.43
2:T:60:LYS:HE3	2:T:61:VAL:HG22	2.00	0.43
2:S:17:VAL:HG22	2:S:18:GLU:H	1.83	0.42
2:T:15:LYS:HD3	2:T:37:ARG:CB	2.49	0.42
2:T:57:LEU:O	2:T:58:ASP:HB2	2.19	0.42
1:B:231:ARG:HH21	1:B:261:THR:CG2	2.32	0.42
1:B:305:ILE:CG2	1:B:306:GLY:H	2.31	0.42
1:J:235:PRO:HA	1:J:238:GLU:CG	2.49	0.42
2:U:15:LYS:HG3	2:U:16:GLU:N	2.33	0.42
1:I:510:VAL:O	1:I:514:MET:HB2	2.19	0.42
1:F:429:LEU:HD12	1:F:430:ARG:H	1.83	0.42
1:M:171:LYS:HD3	1:M:171:LYS:HA	1.75	0.42
2:W:94:ILE:O	2:V:3:ILE:HG23	2.19	0.42
1:L:254:VAL:HG12	1:L:259:LEU:HG	2.01	0.42
1:A:226:LYS:HG2	1:A:252:GLU:HG2	2.01	0.42
1:K:37:ASN:OD1	1:K:51:LYS:HB2	2.19	0.42
2:X:20:LYS:HB3	2:X:27:LEU:HG	2.01	0.42
1:I:496:PRO:O	1:I:499:VAL:HG22	2.19	0.42
1:N:171:LYS:HD3	1:N:171:LYS:HA	1.71	0.42
1:I:261:THR:HG22	2:W:29:GLY:N	2.34	0.42
1:A:197:ARG:HA	1:A:197:ARG:HD3	1.89	0.42
1:K:357:THR:HG21	1:K:361:ASP:HB2	2.01	0.42
1:I:238:GLU:HA	1:I:241:ALA:HB3	2.00	0.42
1:L:345:ARG:O	1:L:349:ILE:HG13	2.18	0.42
1:K:6:VAL:HA	1:K:520:MET:O	2.18	0.42
1:N:218:PRO:HG3	1:N:323:VAL:HG22	2.00	0.42
1:F:345:ARG:O	1:F:349:ILE:HG13	2.20	0.42
1:B:349:ILE:HD13	1:B:369:VAL:HG22	2.01	0.42

Continued on next page...

Continued from previous page...

Atom-1	Atom-2	Interatomic distance (Å)	Clash overlap (Å)
1:D:289:LEU:HA	1:D:292:ILE:HG22	2.02	0.42
1:A:41:ASP:OD1	1:A:42:LYS:N	2.52	0.42
1:K:147:VAL:HG22	1:K:403:THR:HG22	2.00	0.42
2:S:61:VAL:HG22	2:S:62:GLY:N	2.34	0.42
1:C:131:LEU:HA	1:C:131:LEU:HD23	1.78	0.42
1:J:140:ASP:OD1	1:J:140:ASP:N	2.52	0.42
1:C:183:LEU:H	1:C:183:LEU:HD12	1.85	0.42
2:Z:74:LYS:HB3	2:Z:85:ILE:HD11	2.01	0.42
1:B:230:ILE:C	1:B:232:GLU:H	2.22	0.42
1:M:197:ARG:HD3	1:M:197:ARG:HA	1.90	0.42
1:L:349:ILE:O	1:L:353:ILE:HG13	2.19	0.42
1:E:289:LEU:HD12	1:E:290:GLN:N	2.34	0.42
1:H:199:TYR:CE1	1:H:202:PRO:HA	2.54	0.42
1:K:293:ALA:O	1:K:297:GLY:N	2.52	0.42
1:A:54:VAL:HB	1:A:89:THR:HG21	2.01	0.42
1:H:496:PRO:O	1:H:499:VAL:HG22	2.19	0.42
1:B:217:SER:O	1:B:245:LYS:HD2	2.20	0.42
1:I:219:PHE:HB3	1:I:317:LEU:HD13	2.00	0.42
1:B:517:THR:HG23	1:C:39:VAL:HG23	2.01	0.42
2:X:60:LYS:HB2	2:X:63:ASP:OD2	2.19	0.42
1:F:207:LYS:HA	1:F:208:PRO:HD2	1.94	0.42
1:N:131:LEU:HA	1:N:131:LEU:HD23	1.80	0.42
1:C:193:MET:SD	1:C:371:LYS:HB3	2.59	0.42
2:2:19:THR:OG1	2:2:33:ALA:HB1	2.19	0.42
2:W:37:ARG:HH22	2:V:78:ILE:HD13	1.84	0.42
1:K:336:VAL:HG12	1:K:336:VAL:O	2.20	0.42
1:C:124:VAL:HG21	1:C:508:ALA:HB2	2.01	0.42
1:D:90:THR:O	1:D:94:VAL:HG23	2.20	0.42
1:N:28:LYS:HD2	1:N:453:GLN:NE2	2.34	0.42
1:M:352:GLN:O	1:M:355:GLU:HB3	2.19	0.42
1:B:223:ALA:O	1:B:251:ALA:HA	2.20	0.42
1:L:28:LYS:HD2	1:L:453:GLN:CD	2.40	0.42
2:Q:67:PHE:HA	2:Q:92:LEU:HD13	2.01	0.42
1:L:475:ASN:O	1:L:488:MET:HG2	2.20	0.42
1:I:231:ARG:HB2	1:I:234:LEU:HD22	2.02	0.42
1:B:261:THR:HG22	2:P:29:GLY:N	2.34	0.42
2:W:53:GLU:HG3	2:W:54:VAL:N	2.29	0.42
1:K:232:GLU:HG2	1:K:233:MET:N	2.35	0.42
2:O:78:ILE:HG22	2:U:37:ARG:NH2	2.35	0.42
2:R:5:PRO:HG3	2:R:11:ILE:HG22	2.02	0.42
1:C:259:LEU:O	1:C:263:VAL:HG23	2.19	0.42

Continued on next page...

Continued from previous page...

Atom-1	Atom-2	Interatomic distance (Å)	Clash overlap (Å)
1:L:30:THR:OG1	1:L:51:LYS:O	2.31	0.42
2:1:18:GLU:HG2	2:1:19:THR:N	2.34	0.42
1:K:290:GLN:HB3	1:K:345:ARG:HH22	1.83	0.42
2:Q:65:VAL:HA	2:Q:94:ILE:HA	2.01	0.42
2:2:25:ILE:HA	2:2:26:VAL:HA	1.68	0.42
2:Q:69:ASP:HB2	2:Q:73:VAL:HG11	2.00	0.42
1:I:48:THR:HG22	1:I:390:LYS:NZ	2.34	0.42
1:K:367:GLU:O	1:K:371:LYS:HG3	2.19	0.42
1:A:151:SER:HB3	1:A:399:ALA:HA	2.01	0.42
1:C:334:ASP:OD1	1:C:335:GLY:N	2.52	0.42
1:I:251:ALA:O	1:I:278:ALA:N	2.53	0.42
1:D:345:ARG:O	1:D:349:ILE:HG12	2.19	0.42
1:K:221:LEU:HB3	1:K:249:ILE:HD13	2.01	0.42
2:2:19:THR:HG22	2:2:20:LYS:N	2.34	0.42
1:B:237:LEU:CD1	1:B:312:ALA:HB3	2.46	0.42
1:A:177:VAL:CG1	1:A:397:GLU:HG2	2.47	0.42
1:H:77:VAL:HB	1:H:510:VAL:HG21	2.02	0.42
1:A:336:VAL:O	1:A:336:VAL:HG12	2.19	0.42
1:B:213:VAL:O	1:B:324:VAL:HA	2.20	0.42
1:L:267:MET:SD	1:M:305:ILE:HD11	2.59	0.42
1:G:193:MET:HB3	1:G:332:ILE:HD11	2.01	0.42
1:F:256:GLY:O	1:F:259:LEU:N	2.53	0.42
2:Z:10:VAL:HG22	2:Z:43:VAL:HG12	2.01	0.42
1:C:418:ALA:O	1:C:422:VAL:HG13	2.20	0.42
2:P:1:MET:N	2:P:1:MET:SD	2.90	0.42
1:M:336:VAL:O	1:M:336:VAL:HG12	2.20	0.42
1:I:311:LYS:HD3	1:I:311:LYS:O	2.19	0.42
1:G:227:ILE:O	1:G:227:ILE:HG22	2.20	0.42
1:J:269:GLY:C	1:J:271:VAL:N	2.72	0.42
1:I:77:VAL:HG21	1:I:507:ALA:HA	2.02	0.42
1:M:245:LYS:HB3	1:M:246:PRO:HD2	2.01	0.42
1:G:303:GLU:HG3	1:G:304:GLU:N	2.35	0.42
1:A:165:ALA:O	1:A:169:VAL:HG22	2.19	0.42
1:A:60:ILE:O	1:A:75:LYS:NZ	2.52	0.42
1:G:506:TYR:O	1:G:510:VAL:HG23	2.20	0.42
1:B:224:ASP:O	1:B:252:GLU:HB2	2.20	0.42
1:D:30:THR:HB	1:D:51:LYS:HG3	2.02	0.42
1:E:177:VAL:HG11	1:E:397:GLU:HG2	2.01	0.42
2:Z:29:GLY:HA2	2:Z:30:SER:C	2.40	0.42
1:N:291:ASP:HB3	1:N:372:LEU:HD21	2.01	0.42
2:Q:4:ARG:HD3	2:Q:4:ARG:HA	1.72	0.42

Continued on next page...

Continued from previous page...

Atom-1	Atom-2	Interatomic distance (Å)	Clash overlap (Å)
1:F:197:ARG:HD3	1:F:197:ARG:HA	1.86	0.42
1:N:160:LYS:HD2	1:N:160:LYS:HA	1.88	0.42
2:P:15:LYS:HD2	2:P:15:LYS:HA	1.84	0.42
2:2:11:ILE:CG2	2:2:42:ALA:HB3	2.50	0.42
1:G:124:VAL:HG22	1:G:504:LEU:HD11	2.02	0.42
1:E:449:ALA:HB3	1:E:450:PRO:HD3	2.02	0.42
2:S:14:ARG:NE	2:S:84:LEU:HD11	2.34	0.42
1:D:197:ARG:HH11	1:D:277:LYS:HD3	1.84	0.42
1:I:204:PHE:CZ	1:I:262:LEU:HD23	2.55	0.42
1:I:461:GLU:HA	1:I:462:PRO:HD3	1.91	0.42
1:G:449:ALA:HB3	1:G:450:PRO:HD3	2.00	0.42
1:G:450:PRO:O	1:G:454:ILE:HG13	2.19	0.42
1:M:34:LYS:HE2	1:M:480:ALA:O	2.19	0.42
1:L:218:PRO:HB3	1:L:246:PRO:HG2	2.01	0.42
1:C:310:GLU:OE1	1:C:310:GLU:N	2.52	0.42
1:B:183:LEU:HD12	1:B:183:LEU:H	1.84	0.42
1:A:290:GLN:N	1:A:290:GLN:OE1	2.41	0.42
1:C:282:GLY:HA2	1:C:285:ARG:NE	2.35	0.42
1:E:268:ARG:HG3	2:S:27:LEU:CD2	2.49	0.42
2:S:22:ALA:H	2:S:23:GLY:C	2.23	0.42
1:H:322:ARG:HG2	1:H:323:VAL:N	2.35	0.42
1:H:367:GLU:O	1:H:371:LYS:HG3	2.20	0.42
1:G:90:THR:O	1:G:94:VAL:HG23	2.19	0.42
1:F:452:ARG:NH2	1:F:463:SER:HA	2.35	0.42
1:A:349:ILE:HD13	1:A:368:ARG:HD2	2.01	0.42
2:Z:15:LYS:HD3	2:Z:37:ARG:CB	2.50	0.42
1:B:214:GLU:HG2	1:B:324:VAL:HG22	2.00	0.42
1:K:259:LEU:O	1:K:263:VAL:HG23	2.20	0.42
1:A:514:MET:O	1:A:517:THR:HG23	2.20	0.42
1:B:102:GLU:HB2	1:B:442:VAL:HG13	2.02	0.42
1:G:28:LYS:HD2	1:G:453:GLN:NE2	2.35	0.42
1:L:391:GLU:OE2	1:L:395:ARG:NE	2.53	0.42
1:M:7:LYS:HB3	1:M:12:ALA:HB2	2.02	0.42
1:G:293:ALA:O	1:G:297:GLY:N	2.53	0.42
1:E:124:VAL:HG21	1:E:508:ALA:CB	2.50	0.42
1:J:342:ILE:O	1:J:346:VAL:HG23	2.19	0.42
1:L:314:LEU:HD12	1:L:315:GLU:N	2.35	0.42
2:V:20:LYS:NZ	2:V:33:ALA:HB3	2.35	0.42
1:C:28:LYS:HG2	1:C:94:VAL:HG22	2.02	0.42
2:Y:46:GLY:HA2	2:Y:57:LEU:HD12	2.02	0.42
1:L:215:LEU:HB2	1:L:323:VAL:CG2	2.50	0.42

Continued on next page...

Continued from previous page...

Atom-1	Atom-2	Interatomic distance (Å)	Clash overlap (Å)
1:J:365:LEU:O	1:J:369:VAL:HG23	2.19	0.42
1:J:496:PRO:O	1:J:499:VAL:HG22	2.20	0.42
1:J:346:VAL:O	1:J:350:ARG:HG3	2.20	0.42
1:N:404:ARG:O	1:N:408:GLU:HG3	2.20	0.42
1:F:443:ALA:O	1:F:447:MET:HG3	2.20	0.42
1:H:138:CYS:HB2	1:H:411:VAL:HG13	2.02	0.42
1:G:165:ALA:O	1:G:169:VAL:HG22	2.20	0.42
1:J:404:ARG:O	1:J:408:GLU:HG3	2.19	0.42
1:E:414:GLY:HA3	1:E:493:ILE:HG22	2.01	0.42
1:F:142:LYS:HE2	1:F:146:GLN:NE2	2.35	0.42
1:I:358:SER:OG	1:I:359:ASP:N	2.50	0.42
1:C:364:LYS:HA	1:C:367:GLU:HB3	2.02	0.41
1:B:333:ILE:HG13	1:B:334:ASP:N	2.27	0.41
1:H:214:GLU:HG2	1:H:324:VAL:HG22	2.01	0.41
1:L:231:ARG:HH11	1:L:258:ALA:HA	1.85	0.41
1:K:291:ASP:OD2	1:K:368:ARG:HD3	2.20	0.41
1:L:230:ILE:O	1:L:230:ILE:HG22	2.20	0.41
1:H:345:ARG:HA	1:H:348:GLN:HG3	2.02	0.41
1:B:248:LEU:HD12	1:B:323:VAL:HG21	2.02	0.41
2:2:57:LEU:HA	2:2:57:LEU:HD23	1.80	0.41
2:U:6:LEU:H	2:U:6:LEU:HD23	1.85	0.41
1:C:434:GLU:O	1:C:438:VAL:HG23	2.20	0.41
1:C:123:ALA:HB2	1:C:440:ILE:HG23	2.02	0.41
2:O:73:VAL:HG12	2:O:86:MET:HB3	2.02	0.41
1:B:13:ARG:HD2	1:B:104:LEU:HD22	2.01	0.41
1:I:201:SER:HB2	1:I:259:LEU:HD22	2.02	0.41
1:B:39:VAL:HG22	1:B:49:ILE:HG12	2.02	0.41
1:K:142:LYS:O	1:K:146:GLN:HG3	2.20	0.41
1:F:473:ASP:OD1	1:F:473:ASP:N	2.53	0.41
1:E:336:VAL:HG12	1:E:336:VAL:O	2.20	0.41
1:G:205:ILE:HD13	1:G:211:GLY:HA2	2.02	0.41
2:Z:85:ILE:CD1	2:1:92:LEU:HD13	2.48	0.41
1:E:279:PRO:HG2	1:E:288:MET:CE	2.50	0.41
1:E:365:LEU:O	1:E:368:ARG:HB3	2.19	0.41
1:B:200:LEU:HD22	1:B:254:VAL:HB	2.01	0.41
2:V:25:ILE:HG13	2:V:26:VAL:HG23	2.02	0.41
1:B:197:ARG:CG	1:B:277:LYS:HB3	2.49	0.41
1:H:517:THR:HG23	1:N:39:VAL:HG23	2.01	0.41
1:L:197:ARG:HD2	1:L:277:LYS:HB3	2.02	0.41
2:P:13:LYS:HB2	2:P:41:LEU:HD11	2.03	0.41
1:K:510:VAL:HG13	1:J:387:VAL:HG21	2.01	0.41

Continued on next page...

Continued from previous page...

Atom-1	Atom-2	Interatomic distance (Å)	Clash overlap (Å)
1:A:429:LEU:HG	1:A:440:ILE:HD13	2.02	0.41
1:D:124:VAL:HG21	1:D:508:ALA:CB	2.50	0.41
1:N:13:ARG:HD2	1:N:104:LEU:HD22	2.02	0.41
1:M:140:ASP:OD1	1:M:140:ASP:N	2.53	0.41
1:I:336:VAL:O	1:I:336:VAL:HG12	2.20	0.41
1:E:195:PHE:HE2	1:E:197:ARG:HB2	1.85	0.41
2:P:14:ARG:NH2	2:P:69:ASP:OD2	2.54	0.41
1:B:227:ILE:HG13	1:B:227:ILE:H	1.71	0.41
2:2:49:LEU:O	2:2:51:ASN:N	2.53	0.41
2:P:4:ARG:HA	2:P:5:PRO:HD2	1.94	0.41
2:T:40:VAL:HG12	2:T:63:ASP:O	2.19	0.41
1:B:54:VAL:HB	1:B:89:THR:HG21	2.01	0.41
1:K:210:THR:HA	1:L:351:GLN:CB	2.50	0.41
1:J:215:LEU:HB2	1:J:323:VAL:CG2	2.50	0.41
1:A:278:ALA:HB3	1:A:285:ARG:HD3	2.01	0.41
2:T:55:LYS:HA	2:T:56:PRO:HD3	1.74	0.41
1:E:124:VAL:HG22	1:E:504:LEU:HD11	2.00	0.41
1:L:214:GLU:HG2	1:L:324:VAL:HG22	2.01	0.41
2:P:64:ILE:HG23	2:P:95:VAL:HB	2.01	0.41
1:H:325:ILE:HG12	1:H:330:THR:HG23	2.02	0.41
1:D:405:ALA:HB1	1:D:498:LYS:HB3	2.02	0.41
1:B:239:ALA:O	1:B:242:LYS:HG2	2.20	0.41
1:G:456:LEU:HD13	1:G:462:PRO:HG3	2.03	0.41
2:Y:60:LYS:HB2	2:Y:63:ASP:OD2	2.20	0.41
1:N:41:ASP:OD1	1:N:42:LYS:N	2.53	0.41
2:O:57:LEU:HA	2:O:57:LEU:HD23	1.87	0.41
1:H:204:PHE:CE2	1:H:274:ALA:HA	2.55	0.41
1:J:197:ARG:HG2	1:J:279:PRO:HA	2.02	0.41
2:S:43:VAL:CG2	2:S:57:LEU:HD13	2.50	0.41
1:J:255:GLU:HG3	1:J:256:GLY:N	2.35	0.41
1:J:87:ASP:OD1	4:J:602:BEF:F3	2.28	0.41
1:C:237:LEU:HD21	1:C:312:ALA:CB	2.51	0.41
1:K:226:LYS:O	1:K:230:ILE:HD12	2.20	0.41
1:L:230:ILE:N	1:L:230:ILE:HD12	2.35	0.41
1:G:517:THR:HG23	1:A:39:VAL:HG23	2.03	0.41
1:D:24:ALA:O	1:D:28:LYS:HG3	2.20	0.41
1:B:123:ALA:HB2	1:B:440:ILE:HG23	2.02	0.41
1:C:8:PHE:HE2	1:D:26:ALA:HA	1.85	0.41
2:Q:12:VAL:HG23	2:Q:39:GLU:O	2.21	0.41
1:G:429:LEU:HG	1:G:440:ILE:HD13	2.02	0.41
1:F:386:GLU:HG2	1:E:76:GLU:OE2	2.20	0.41

Continued on next page...

Continued from previous page...

Atom-1	Atom-2	Interatomic distance (Å)	Clash overlap (Å)
1:H:41:ASP:OD1	1:H:42:LYS:N	2.53	0.41
1:B:284:ARG:HG2	1:B:288:MET:HE2	2.02	0.41
1:C:361:ASP:OD2	1:C:365:LEU:HD22	2.20	0.41
1:A:131:LEU:HD23	1:A:131:LEU:HA	1.88	0.41
2:S:17:VAL:HG22	2:S:18:GLU:HG2	2.02	0.41
2:Z:4:ARG:NH2	2:1:94:ILE:HD11	2.35	0.41
1:L:420:ILE:HD11	1:L:470:LYS:HG2	2.02	0.41
1:K:90:THR:O	1:K:94:VAL:HG23	2.21	0.41
1:J:213:VAL:HG22	1:J:325:ILE:HB	2.02	0.41
1:K:290:GLN:HB3	1:K:345:ARG:NH2	2.35	0.41
1:L:264:VAL:HG21	1:M:306:GLY:CA	2.50	0.41
1:A:278:ALA:CB	1:A:285:ARG:HB2	2.50	0.41
1:C:124:VAL:HG22	1:C:504:LEU:HD11	2.02	0.41
1:M:34:LYS:HG3	1:M:458:CYS:SG	2.60	0.41
1:C:112:ASN:HA	1:C:113:PRO:HD3	1.93	0.41
1:N:152:ALA:HB2	1:N:399:ALA:HB2	2.01	0.41
2:O:23:GLY:N	2:P:80:ASN:OD1	2.39	0.41
1:C:247:LEU:HB3	1:C:273:VAL:HG13	2.02	0.41
1:C:322:ARG:HG2	1:C:323:VAL:N	2.36	0.41
1:E:230:ILE:HG22	1:E:233:MET:H	1.84	0.41
1:N:302:SER:HB2	1:N:305:ILE:HD13	2.03	0.41
1:A:77:VAL:HB	1:A:510:VAL:HG21	2.03	0.41
3:B:601:ADP:O3A	4:B:602:BEF:F1	2.28	0.41
1:D:215:LEU:HB2	1:D:323:VAL:CG2	2.51	0.41
1:M:31:LEU:HD12	3:M:601:ADP:O2A	2.20	0.41
1:C:199:TYR:HA	1:C:276:VAL:HG12	2.03	0.41
2:V:93:ALA:CB	2:2:5:PRO:HA	2.51	0.41
1:G:245:LYS:HB3	1:G:246:PRO:HD2	2.03	0.41
1:K:434:GLU:O	1:K:438:VAL:HG23	2.21	0.41
1:F:147:VAL:HG22	1:F:403:THR:HG22	2.03	0.41
1:M:475:ASN:O	1:M:488:MET:HG2	2.21	0.41
2:2:34:LYS:HD2	2:2:34:LYS:HA	1.86	0.41
1:E:288:MET:HE3	1:E:368:ARG:CZ	2.51	0.41
1:D:219:PHE:HB2	1:D:247:LEU:HD23	2.02	0.41
1:N:268:ARG:HB2	1:N:270:ILE:HG13	2.02	0.41
2:T:66:ILE:O	2:T:92:LEU:HB2	2.20	0.41
1:J:226:LYS:O	1:J:227:ILE:HD13	2.21	0.41
1:L:314:LEU:H	1:L:314:LEU:HG	1.72	0.41
2:Y:17:VAL:HG22	2:Y:18:GLU:OE1	2.21	0.41
1:A:258:ALA:O	1:A:262:LEU:HB2	2.20	0.41
1:F:5:ASP:HB2	1:F:524:LEU:HD23	2.02	0.41

Continued on next page...

Continued from previous page...

Atom-1	Atom-2	Interatomic distance (Å)	Clash overlap (Å)
1:A:441:LYS:HD2	1:A:441:LYS:HA	1.84	0.41
1:K:140:ASP:OD1	1:K:140:ASP:N	2.54	0.41
1:A:201:SER:HB2	1:A:259:LEU:HD21	2.03	0.41
1:K:205:ILE:HG22	1:K:206:ASN:O	2.21	0.41
2:1:61:VAL:HG22	2:1:62:GLY:N	2.35	0.41
1:J:224:ASP:HB2	1:J:301:ILE:O	2.21	0.41
1:J:282:GLY:O	1:J:286:LYS:HG3	2.21	0.41
1:L:77:VAL:HB	1:L:510:VAL:HG21	2.02	0.41
1:I:20:VAL:HG13	1:I:74:VAL:HG11	2.03	0.41
1:I:248:LEU:HD23	1:I:249:ILE:N	2.36	0.41
1:C:194:GLN:HB2	1:C:331:THR:HG22	2.03	0.41
1:K:449:ALA:HB3	1:K:450:PRO:HD3	2.02	0.41
1:G:31:LEU:HD23	1:G:453:GLN:HB3	2.02	0.41
1:G:123:ALA:HB2	1:G:440:ILE:HG23	2.03	0.41
1:L:322:ARG:HB2	1:L:333:ILE:HG21	2.02	0.41
1:N:200:LEU:HD13	1:N:276:VAL:HA	2.02	0.41
2:W:87:SER:O	2:W:90:ASP:HB2	2.21	0.41
1:C:311:LYS:O	1:C:311:LYS:HD3	2.21	0.41
1:N:232:GLU:HG3	1:N:310:GLU:CD	2.41	0.41
1:G:258:ALA:O	1:G:261:THR:OG1	2.32	0.41
1:K:226:LYS:HA	1:K:253:ASP:O	2.21	0.41
1:I:495:ASP:OD1	3:I:601:ADP:O2'	2.30	0.41
1:G:288:MET:O	1:G:292:ILE:HG13	2.20	0.41
1:J:231:ARG:HH22	1:J:257:GLU:HB3	1.84	0.41
3:C:601:ADP:O3B	4:C:602:BEF:F2	2.29	0.41
1:H:345:ARG:HA	1:H:348:GLN:CG	2.51	0.41
2:Y:57:LEU:HD12	2:Y:57:LEU:H	1.86	0.41
1:J:193:MET:HB3	1:J:332:ILE:HB	2.03	0.41
2:Q:40:VAL:HG13	2:Q:62:GLY:H	1.86	0.41
1:C:219:PHE:CZ	1:C:245:LYS:HG3	2.56	0.41
1:B:366:GLN:O	1:B:369:VAL:HB	2.21	0.41
1:F:231:ARG:NE	1:F:261:THR:HG21	2.35	0.41
1:N:124:VAL:HG22	1:N:504:LEU:HD11	2.02	0.41
1:H:268:ARG:HG2	1:H:268:ARG:H	1.54	0.41
1:E:421:ARG:NH1	1:E:472:GLY:O	2.53	0.41
2:W:8:ASP:HB3	2:W:47:ARG:HG2	2.03	0.41
1:M:174:VAL:HG13	1:M:376:VAL:HG13	2.02	0.41
1:I:517:THR:HG23	1:H:39:VAL:HG23	2.02	0.41
1:E:237:LEU:HA	1:E:240:VAL:HG13	2.03	0.41
1:I:200:LEU:HD23	1:I:200:LEU:HA	1.84	0.41
1:H:310:GLU:OE1	1:H:310:GLU:N	2.53	0.41

Continued on next page...

Continued from previous page...

Atom-1	Atom-2	Interatomic distance (Å)	Clash overlap (Å)
1:C:23:LEU:HD21	1:C:57:ALA:HA	2.02	0.41
2:U:73:VAL:HG12	2:U:86:MET:HB3	2.02	0.41
2:O:87:SER:O	2:O:90:ASP:N	2.51	0.41
1:E:74:VAL:O	1:E:77:VAL:HG12	2.20	0.41
1:I:162:ILE:HG21	1:I:403:THR:HG21	2.02	0.41
1:A:3:ALA:HA	1:B:61:GLU:HG2	2.03	0.41
1:L:116:LEU:O	1:L:120:ILE:HG13	2.20	0.41
1:M:131:LEU:HA	1:M:131:LEU:HD23	1.86	0.41
1:N:259:LEU:HA	1:N:259:LEU:HD23	1.87	0.41
1:I:171:LYS:HA	1:I:171:LYS:HD3	1.76	0.41
2:R:53:GLU:CD	2:S:52:GLY:H	2.24	0.41
2:U:28:THR:HG22	2:U:29:GLY:H	1.85	0.41
2:W:49:LEU:HD21	2:W:55:LYS:HB2	2.03	0.41
1:M:466:ALA:O	1:M:470:LYS:HB2	2.20	0.41
1:G:13:ARG:CD	1:G:104:LEU:HD22	2.51	0.41
1:K:414:GLY:HA2	1:K:495:ASP:OD2	2.21	0.41
1:G:245:LYS:NZ	1:G:319:GLN:OE1	2.51	0.41
2:Z:64:ILE:HB	2:Z:95:VAL:HG13	2.03	0.41
2:V:69:ASP:HB2	2:V:73:VAL:HG11	2.03	0.41
1:M:441:LYS:O	1:M:445:ARG:HB2	2.21	0.41
1:C:34:LYS:HE2	1:C:480:ALA:O	2.21	0.41
2:S:25:ILE:HB	2:S:26:VAL:H	1.66	0.40
1:G:309:LEU:H	1:G:309:LEU:HD12	1.86	0.40
1:J:176:THR:O	1:J:378:VAL:HA	2.21	0.40
1:K:289:LEU:HD23	1:K:292:ILE:HD12	2.03	0.40
1:D:65:LYS:O	1:D:69:MET:HG3	2.21	0.40
2:R:55:LYS:HA	2:R:56:PRO:HD2	1.93	0.40
1:E:322:ARG:HG2	1:E:323:VAL:N	2.36	0.40
1:E:197:ARG:HG3	1:E:277:LYS:HB2	2.04	0.40
1:B:232:GLU:C	1:B:235:PRO:HD2	2.41	0.40
1:J:288:MET:O	1:J:292:ILE:HG13	2.21	0.40
1:J:270:ILE:HD12	1:J:271:VAL:HG12	2.04	0.40
1:C:248:LEU:HD21	1:C:325:ILE:HD11	2.03	0.40
1:I:349:ILE:HD12	1:I:368:ARG:HH21	1.85	0.40
1:B:128:VAL:O	1:B:132:LYS:HG3	2.20	0.40
1:L:209:GLU:C	1:L:211:GLY:H	2.24	0.40
1:J:419:LEU:HB3	1:J:447:MET:HB3	2.03	0.40
1:M:305:ILE:HG12	1:M:306:GLY:H	1.85	0.40
1:K:421:ARG:NH1	1:K:472:GLY:O	2.55	0.40
1:H:85:ALA:HB1	1:H:499:VAL:HG12	2.02	0.40
2:P:48:ILE:HG12	2:P:53:GLU:O	2.21	0.40

Continued on next page...

Continued from previous page...

Atom-1	Atom-2	Interatomic distance (Å)	Clash overlap (Å)
1:J:151:SER:HB3	1:J:399:ALA:HA	2.02	0.40
2:1:74:LYS:HA	2:1:74:LYS:HD2	1.92	0.40
1:I:161:LEU:HD12	1:I:161:LEU:HA	1.94	0.40
1:E:242:LYS:HE2	1:E:242:LYS:HB3	1.60	0.40
1:H:247:LEU:HD23	1:H:248:LEU:N	2.36	0.40
1:H:207:LYS:HB3	1:H:208:PRO:HD2	2.03	0.40
1:M:208:PRO:HG2	1:M:214:GLU:HG3	2.03	0.40
1:I:429:LEU:HD12	1:I:430:ARG:H	1.86	0.40
1:M:409:GLU:CD	1:M:501:ARG:HH21	2.24	0.40
1:H:449:ALA:HB3	1:H:450:PRO:HD3	2.03	0.40
1:B:218:PRO:HB3	1:B:246:PRO:HG2	2.03	0.40
2:P:61:VAL:HG12	2:P:62:GLY:H	1.85	0.40
1:H:472:GLY:HA3	1:H:476:TYR:CD2	2.55	0.40
2:V:60:LYS:NZ	2:V:63:ASP:HB3	2.36	0.40
2:X:31:ALA:O	2:X:32:ALA:HB3	2.21	0.40
2:W:78:ILE:HG22	2:W:79:ASP:OD2	2.21	0.40
1:B:360:TYR:CE1	1:B:364:LYS:HD2	2.57	0.40
1:B:461:GLU:HA	1:B:462:PRO:HD3	1.90	0.40
1:I:364:LYS:HE3	1:I:364:LYS:HB2	1.89	0.40
1:E:225:LYS:HD3	1:E:309:LEU:HD11	2.04	0.40
1:B:230:ILE:O	1:B:232:GLU:N	2.54	0.40
1:J:260:ALA:O	1:J:263:VAL:HG12	2.20	0.40
1:F:205:ILE:HG22	1:F:206:ASN:O	2.21	0.40
1:B:40:LEU:HD11	1:B:56:VAL:HA	2.02	0.40
1:G:420:ILE:HG21	1:G:420:ILE:HD13	1.86	0.40
1:K:32:GLY:H	3:K:601:ADP:H5'2	1.86	0.40
1:E:290:GLN:O	1:E:293:ALA:HB3	2.22	0.40
1:F:291:ASP:HB3	1:F:372:LEU:HD21	2.03	0.40
1:N:418:ALA:O	1:N:422:VAL:HG12	2.21	0.40
1:E:194:GLN:NE2	1:E:329:THR:HG21	2.36	0.40
1:N:260:ALA:O	1:N:264:VAL:HG23	2.22	0.40
1:H:362:ARG:O	1:H:366:GLN:HB2	2.22	0.40
2:T:6:LEU:HA	2:T:6:LEU:HD12	1.84	0.40
2:1:20:LYS:HA	2:1:20:LYS:HD3	1.80	0.40
2:T:5:PRO:HA	2:S:93:ALA:CB	2.50	0.40
1:E:225:LYS:HG2	1:E:226:LYS:N	2.36	0.40
2:Q:50:GLU:OE1	2:R:50:GLU:HG2	2.21	0.40
1:G:254:VAL:HG12	1:G:259:LEU:HG	2.04	0.40
1:K:247:LEU:O	1:K:273:VAL:HA	2.21	0.40
1:M:264:VAL:HG21	1:N:306:GLY:HA3	2.03	0.40
1:A:20:VAL:HG13	1:A:74:VAL:HG11	2.03	0.40

Continued on next page...

Continued from previous page...

Atom-1	Atom-2	Interatomic distance (Å)	Clash overlap (Å)
1:K:288:MET:O	1:K:292:ILE:HG13	2.20	0.40
1:J:20:VAL:HG13	1:J:74:VAL:HG11	2.03	0.40
1:K:217:SER:HA	1:K:320:ALA:O	2.21	0.40
3:M:601:ADP:PB	3:M:601:ADP:H5'1	2.61	0.40
1:M:39:VAL:HG23	1:N:517:THR:HG23	2.04	0.40
2:S:14:ARG:HG3	2:S:84:LEU:CD1	2.52	0.40
1:D:239:ALA:HB2	2:R:24:GLY:HA2	2.02	0.40
1:L:419:LEU:O	1:L:422:VAL:HG22	2.21	0.40
2:Q:49:LEU:HD13	2:Q:53:GLU:HG2	2.03	0.40
2:Q:34:LYS:HD3	2:Q:69:ASP:OD2	2.20	0.40
2:Q:15:LYS:HA	2:Q:16:GLU:HA	1.84	0.40
2:Q:12:VAL:HG23	2:Q:39:GLU:C	2.42	0.40
1:D:5:ASP:HB2	1:D:524:LEU:CD2	2.51	0.40
1:J:62:LEU:HD23	1:J:67:GLU:HB3	2.03	0.40
1:I:263:VAL:O	1:I:267:MET:HG2	2.21	0.40
1:B:131:LEU:HD23	1:B:131:LEU:HA	1.93	0.40
2:R:57:LEU:H	2:R:57:LEU:HD22	1.86	0.40

There are no symmetry-related clashes.

5.3 Torsion angles ⓘ

5.3.1 Protein backbone ⓘ

In the following table, the Percentiles column shows the percent Ramachandran outliers of the chain as a percentile score with respect to all X-ray entries followed by that with respect to entries of similar resolution.

The Analysed column shows the number of residues for which the backbone conformation was analysed, and the total number of residues.

Mol	Chain	Analysed	Favoured	Allowed	Outliers	Percentiles	
1	A	522/548 (95%)	506 (97%)	15 (3%)	1 (0%)	52	86
1	B	522/548 (95%)	502 (96%)	20 (4%)	0	100	100
1	C	522/548 (95%)	501 (96%)	20 (4%)	1 (0%)	52	86
1	D	522/548 (95%)	498 (95%)	23 (4%)	1 (0%)	52	86
1	E	522/548 (95%)	505 (97%)	16 (3%)	1 (0%)	52	86
1	F	522/548 (95%)	500 (96%)	21 (4%)	1 (0%)	52	86
1	G	522/548 (95%)	503 (96%)	18 (3%)	1 (0%)	52	86

Continued on next page...

Continued from previous page...

Mol	Chain	Analysed	Favoured	Allowed	Outliers	Percentiles	
1	H	522/548 (95%)	501 (96%)	21 (4%)	0	100	100
1	I	522/548 (95%)	503 (96%)	19 (4%)	0	100	100
1	J	522/548 (95%)	500 (96%)	20 (4%)	2 (0%)	39	80
1	K	522/548 (95%)	505 (97%)	17 (3%)	0	100	100
1	L	522/548 (95%)	508 (97%)	14 (3%)	0	100	100
1	M	522/548 (95%)	502 (96%)	20 (4%)	0	100	100
1	N	522/548 (95%)	505 (97%)	17 (3%)	0	100	100
2	1	95/97 (98%)	83 (87%)	12 (13%)	0	100	100
2	2	95/97 (98%)	82 (86%)	12 (13%)	1 (1%)	17	65
2	O	95/97 (98%)	86 (90%)	8 (8%)	1 (1%)	17	65
2	P	95/97 (98%)	85 (90%)	10 (10%)	0	100	100
2	Q	95/97 (98%)	84 (88%)	11 (12%)	0	100	100
2	R	95/97 (98%)	85 (90%)	8 (8%)	2 (2%)	9	53
2	S	95/97 (98%)	77 (81%)	14 (15%)	4 (4%)	3	36
2	T	95/97 (98%)	87 (92%)	7 (7%)	1 (1%)	17	65
2	U	95/97 (98%)	84 (88%)	10 (10%)	1 (1%)	17	65
2	V	94/97 (97%)	84 (89%)	10 (11%)	0	100	100
2	W	94/97 (97%)	78 (83%)	15 (16%)	1 (1%)	17	65
2	X	93/97 (96%)	81 (87%)	10 (11%)	2 (2%)	8	52
2	Y	94/97 (97%)	86 (92%)	7 (7%)	1 (1%)	17	65
2	Z	95/97 (98%)	88 (93%)	7 (7%)	0	100	100
All	All	8633/9030 (96%)	8209 (95%)	402 (5%)	22 (0%)	46	83

All (22) Ramachandran outliers are listed below:

Mol	Chain	Res	Type
1	A	270	ILE
1	E	305	ILE
1	C	230	ILE
1	D	230	ILE
2	S	26	VAL
1	J	270	ILE
2	R	51	ASN
2	X	51	ASN
2	T	57	LEU

Continued on next page...

Continued from previous page...

Mol	Chain	Res	Type
2	R	50	GLU
2	Y	50	GLU
2	2	58	ASP
1	F	359	ASP
2	O	51	ASN
2	U	51	ASN
2	S	17	VAL
2	S	57	LEU
2	S	58	ASP
2	W	51	ASN
1	J	359	ASP
2	X	3	ILE
1	G	333	ILE

5.3.2 Protein sidechains ⓘ

In the following table, the Percentiles column shows the percent sidechain outliers of the chain as a percentile score with respect to all X-ray entries followed by that with respect to entries of similar resolution.

The Analysed column shows the number of residues for which the sidechain conformation was analysed, and the total number of residues.

Mol	Chain	Analysed	Rotameric	Outliers	Percentiles	
1	A	404/415 (97%)	397 (98%)	7 (2%)	68	89
1	B	404/415 (97%)	397 (98%)	7 (2%)	68	89
1	C	404/415 (97%)	395 (98%)	9 (2%)	60	85
1	D	404/415 (97%)	396 (98%)	8 (2%)	63	87
1	E	404/415 (97%)	391 (97%)	13 (3%)	46	80
1	F	404/415 (97%)	397 (98%)	7 (2%)	68	89
1	G	404/415 (97%)	397 (98%)	7 (2%)	68	89
1	H	404/415 (97%)	391 (97%)	13 (3%)	46	80
1	I	404/415 (97%)	399 (99%)	5 (1%)	78	91
1	J	404/415 (97%)	397 (98%)	7 (2%)	68	89
1	K	404/415 (97%)	397 (98%)	7 (2%)	68	89
1	L	404/415 (97%)	394 (98%)	10 (2%)	55	83
1	M	404/415 (97%)	391 (97%)	13 (3%)	46	80
1	N	404/415 (97%)	394 (98%)	10 (2%)	55	83

Continued on next page...

Continued from previous page...

Mol	Chain	Analysed	Rotameric	Outliers	Percentiles	
2	1	80/80 (100%)	75 (94%)	5 (6%)	22	65
2	2	80/80 (100%)	76 (95%)	4 (5%)	30	71
2	O	80/80 (100%)	79 (99%)	1 (1%)	76	91
2	P	80/80 (100%)	78 (98%)	2 (2%)	55	83
2	Q	80/80 (100%)	79 (99%)	1 (1%)	76	91
2	R	80/80 (100%)	76 (95%)	4 (5%)	30	71
2	S	80/80 (100%)	75 (94%)	5 (6%)	22	65
2	T	80/80 (100%)	79 (99%)	1 (1%)	76	91
2	U	80/80 (100%)	76 (95%)	4 (5%)	30	71
2	V	80/80 (100%)	79 (99%)	1 (1%)	76	91
2	W	79/80 (99%)	78 (99%)	1 (1%)	76	91
2	X	79/80 (99%)	75 (95%)	4 (5%)	29	71
2	Y	80/80 (100%)	80 (100%)	0	100	100
2	Z	80/80 (100%)	76 (95%)	4 (5%)	30	71
All	All	6774/6930 (98%)	6614 (98%)	160 (2%)	57	84

All (160) residues with a non-rotameric sidechain are listed below:

Mol	Chain	Res	Type
1	G	161	LEU
1	G	176	THR
1	G	314	LEU
1	G	319	GLN
1	G	357	THR
1	G	463	SER
1	G	473	ASP
1	A	176	THR
1	A	234	LEU
1	A	270	ILE
1	A	319	GLN
1	A	329	THR
1	A	357	THR
1	A	422	VAL
1	B	161	LEU
1	B	176	THR
1	B	190	VAL
1	B	237	LEU

Continued on next page...

Continued from previous page...

Mol	Chain	Res	Type
1	B	360	TYR
1	B	452	ARG
1	B	473	ASP
1	F	176	THR
1	F	183	LEU
1	F	190	VAL
1	F	231	ARG
1	F	309	LEU
1	F	329	THR
1	F	473	ASP
1	E	63	GLU
1	E	176	THR
1	E	181	THR
1	E	190	VAL
1	E	240	VAL
1	E	271	VAL
1	E	305	ILE
1	E	329	THR
1	E	334	ASP
1	E	360	TYR
1	E	368	ARG
1	E	417	VAL
1	E	473	ASP
1	C	171	LYS
1	C	176	THR
1	C	177	VAL
1	C	209	GLU
1	C	230	ILE
1	C	302	SER
1	C	314	LEU
1	C	357	THR
1	C	360	TYR
1	D	176	THR
1	D	209	GLU
1	D	230	ILE
1	D	231	ARG
1	D	357	THR
1	D	360	TYR
1	D	422	VAL
1	D	463	SER
2	O	50	GLU
2	P	1	MET

Continued on next page...

Continued from previous page...

Mol	Chain	Res	Type
2	P	50	GLU
2	Q	28	THR
2	U	6	LEU
2	U	16	GLU
2	U	27	LEU
2	U	96	GLU
2	T	18	GLU
2	R	11	ILE
2	R	26	VAL
2	R	28	THR
2	R	80	ASN
2	S	7	HIS
2	S	21	SER
2	S	28	THR
2	S	80	ASN
2	S	95	VAL
1	K	190	VAL
1	K	313	THR
1	K	314	LEU
1	K	319	GLN
1	K	422	VAL
1	K	463	SER
1	K	473	ASP
1	J	136	VAL
1	J	194	GLN
1	J	319	GLN
1	J	329	THR
1	J	339	GLU
1	J	358	SER
1	J	422	VAL
1	I	176	THR
1	I	190	VAL
1	I	228	SER
1	I	339	GLU
1	I	357	THR
1	L	176	THR
1	L	190	VAL
1	L	209	GLU
1	L	242	LYS
1	L	257	GLU
1	L	291	ASP
1	L	314	LEU

Continued on next page...

Continued from previous page...

Mol	Chain	Res	Type
1	L	329	THR
1	L	360	TYR
1	L	452	ARG
1	M	161	LEU
1	M	176	THR
1	M	190	VAL
1	M	224	ASP
1	M	307	MET
1	M	310	GLU
1	M	314	LEU
1	M	329	THR
1	M	355	GLU
1	M	357	THR
1	M	360	TYR
1	M	417	VAL
1	M	422	VAL
1	H	128	VAL
1	H	136	VAL
1	H	175	ILE
1	H	176	THR
1	H	179	ASP
1	H	205	ILE
1	H	257	GLU
1	H	268	ARG
1	H	304	GLU
1	H	314	LEU
1	H	357	THR
1	H	360	TYR
1	H	422	VAL
1	N	150	ILE
1	N	190	VAL
1	N	209	GLU
1	N	216	GLU
1	N	233	MET
1	N	234	LEU
1	N	271	VAL
1	N	354	GLU
1	N	360	TYR
1	N	422	VAL
2	X	8	ASP
2	X	50	GLU
2	X	53	GLU

Continued on next page...

Continued from previous page...

Mol	Chain	Res	Type
2	X	78	ILE
2	W	79	ASP
2	V	28	THR
2	Z	1	MET
2	Z	20	LYS
2	Z	40	VAL
2	Z	95	VAL
2	2	1	MET
2	2	51	ASN
2	2	80	ASN
2	2	82	GLU
2	1	16	GLU
2	1	21	SER
2	1	50	GLU
2	1	80	ASN
2	1	95	VAL

Some sidechains can be flipped to improve hydrogen bonding and reduce clashes. All (12) such sidechains are listed below:

Mol	Chain	Res	Type
1	A	348	GLN
1	A	352	GLN
1	B	366	GLN
1	F	194	GLN
1	F	453	GLN
1	C	194	GLN
1	C	290	GLN
1	D	206	ASN
2	T	51	ASN
1	J	206	ASN
1	L	505	GLN
1	M	505	GLN

5.3.3 RNA ⓘ

There are no RNA molecules in this entry.

5.4 Non-standard residues in protein, DNA, RNA chains ⓘ

There are no non-standard protein/DNA/RNA residues in this entry.

5.5 Carbohydrates [i](#)

There are no carbohydrates in this entry.

5.6 Ligand geometry [i](#)

Of 56 ligands modelled in this entry, 28 are monoatomic - leaving 28 for Mogul analysis.

In the following table, the Counts columns list the number of bonds (or angles) for which Mogul statistics could be retrieved, the number of bonds (or angles) that are observed in the model and the number of bonds (or angles) that are defined in the chemical component dictionary. The Link column lists molecule types, if any, to which the group is linked. The Z score for a bond length (or angle) is the number of standard deviations the observed value is removed from the expected value. A bond length (or angle) with $|Z| > 2$ is considered an outlier worth inspection. RMSZ is the root-mean-square of all Z scores of the bond lengths (or angles).

Mol	Type	Chain	Res	Link	Bond lengths			Bond angles		
					Counts	RMSZ	# $ Z > 2$	Counts	RMSZ	# $ Z > 2$
3	ADP	A	601	5,6	22,29,29	0.95	1 (4%)	27,45,45	2.06	5 (18%)
4	BEF	A	602	-	0,3,3	0.00	-	0,3,3	0.00	-
3	ADP	B	601	5,6	22,29,29	0.94	1 (4%)	27,45,45	2.05	4 (14%)
4	BEF	B	602	-	0,3,3	0.00	-	0,3,3	0.00	-
3	ADP	C	601	5,6	22,29,29	1.00	1 (4%)	27,45,45	1.81	4 (14%)
4	BEF	C	602	-	0,3,3	0.00	-	0,3,3	0.00	-
3	ADP	D	601	5,6	22,29,29	0.99	1 (4%)	27,45,45	1.98	4 (14%)
4	BEF	D	602	-	0,3,3	0.00	-	0,3,3	0.00	-
3	ADP	E	601	5,6	22,29,29	1.01	1 (4%)	27,45,45	1.83	3 (11%)
4	BEF	E	602	-	0,3,3	0.00	-	0,3,3	0.00	-
3	ADP	F	601	5,6	22,29,29	0.95	1 (4%)	27,45,45	2.06	6 (22%)
4	BEF	F	602	-	0,3,3	0.00	-	0,3,3	0.00	-
3	ADP	G	601	5,6	22,29,29	0.94	1 (4%)	27,45,45	1.97	4 (14%)
4	BEF	G	602	-	0,3,3	0.00	-	0,3,3	0.00	-
3	ADP	H	601	5,6	22,29,29	0.99	1 (4%)	27,45,45	1.92	4 (14%)
4	BEF	H	602	-	0,3,3	0.00	-	0,3,3	0.00	-
3	ADP	I	601	5,6	22,29,29	0.94	1 (4%)	27,45,45	2.02	5 (18%)
4	BEF	I	602	-	0,3,3	0.00	-	0,3,3	0.00	-
3	ADP	J	601	5,6	22,29,29	0.95	1 (4%)	27,45,45	1.84	3 (11%)
4	BEF	J	602	-	0,3,3	0.00	-	0,3,3	0.00	-
3	ADP	K	601	5,6	22,29,29	1.00	1 (4%)	27,45,45	1.95	4 (14%)
4	BEF	K	602	-	0,3,3	0.00	-	0,3,3	0.00	-
3	ADP	L	601	5,6	22,29,29	1.02	1 (4%)	27,45,45	1.94	4 (14%)
4	BEF	L	602	-	0,3,3	0.00	-	0,3,3	0.00	-

Mol	Type	Chain	Res	Link	Bond lengths			Bond angles		
					Counts	RMSZ	# Z > 2	Counts	RMSZ	# Z > 2
3	ADP	M	601	5,6	22,29,29	1.02	1 (4%)	27,45,45	1.81	3 (11%)
4	BEF	M	602	-	0,3,3	0.00	-	0,3,3	0.00	-
3	ADP	N	601	5,6	22,29,29	0.94	1 (4%)	27,45,45	2.13	5 (18%)
4	BEF	N	602	-	0,3,3	0.00	-	0,3,3	0.00	-

In the following table, the Chirals column lists the number of chiral outliers, the number of chiral centers analysed, the number of these observed in the model and the number defined in the chemical component dictionary. Similar counts are reported in the Torsion and Rings columns. '-' means no outliers of that kind were identified.

Mol	Type	Chain	Res	Link	Chirals	Torsions	Rings
3	ADP	A	601	5,6	-	0/12/32/32	0/3/3/3
4	BEF	A	602	-	-	0/0/0/0	0/0/0/0
3	ADP	B	601	5,6	-	0/12/32/32	0/3/3/3
4	BEF	B	602	-	-	0/0/0/0	0/0/0/0
3	ADP	C	601	5,6	-	0/12/32/32	0/3/3/3
4	BEF	C	602	-	-	0/0/0/0	0/0/0/0
3	ADP	D	601	5,6	-	0/12/32/32	0/3/3/3
4	BEF	D	602	-	-	0/0/0/0	0/0/0/0
3	ADP	E	601	5,6	-	0/12/32/32	0/3/3/3
4	BEF	E	602	-	-	0/0/0/0	0/0/0/0
3	ADP	F	601	5,6	-	0/12/32/32	0/3/3/3
4	BEF	F	602	-	-	0/0/0/0	0/0/0/0
3	ADP	G	601	5,6	-	0/12/32/32	0/3/3/3
4	BEF	G	602	-	-	0/0/0/0	0/0/0/0
3	ADP	H	601	5,6	-	0/12/32/32	0/3/3/3
4	BEF	H	602	-	-	0/0/0/0	0/0/0/0
3	ADP	I	601	5,6	-	0/12/32/32	0/3/3/3
4	BEF	I	602	-	-	0/0/0/0	0/0/0/0
3	ADP	J	601	5,6	-	0/12/32/32	0/3/3/3
4	BEF	J	602	-	-	0/0/0/0	0/0/0/0
3	ADP	K	601	5,6	-	0/12/32/32	0/3/3/3
4	BEF	K	602	-	-	0/0/0/0	0/0/0/0
3	ADP	L	601	5,6	-	0/12/32/32	0/3/3/3
4	BEF	L	602	-	-	0/0/0/0	0/0/0/0
3	ADP	M	601	5,6	-	0/12/32/32	0/3/3/3
4	BEF	M	602	-	-	0/0/0/0	0/0/0/0
3	ADP	N	601	5,6	-	0/12/32/32	0/3/3/3
4	BEF	N	602	-	-	0/0/0/0	0/0/0/0

All (14) bond length outliers are listed below:

Mol	Chain	Res	Type	Atoms	Z	Observed(Å)	Ideal(Å)
3	A	601	ADP	C5-C4	2.75	1.46	1.40
3	G	601	ADP	C5-C4	2.75	1.46	1.40
3	N	601	ADP	C5-C4	2.78	1.46	1.40
3	F	601	ADP	C5-C4	2.80	1.46	1.40
3	I	601	ADP	C5-C4	2.94	1.47	1.40
3	E	601	ADP	C5-C4	2.95	1.47	1.40
3	J	601	ADP	C5-C4	2.95	1.47	1.40
3	B	601	ADP	C5-C4	2.96	1.47	1.40
3	H	601	ADP	C5-C4	2.96	1.47	1.40
3	K	601	ADP	C5-C4	2.96	1.47	1.40
3	C	601	ADP	C5-C4	3.01	1.47	1.40
3	L	601	ADP	C5-C4	3.01	1.47	1.40
3	D	601	ADP	C5-C4	3.07	1.47	1.40
3	M	601	ADP	C5-C4	3.08	1.47	1.40

All (58) bond angle outliers are listed below:

Mol	Chain	Res	Type	Atoms	Z	Observed(°)	Ideal(°)
3	N	601	ADP	N3-C2-N1	-7.27	123.33	128.89
3	G	601	ADP	N3-C2-N1	-7.16	123.41	128.89
3	K	601	ADP	N3-C2-N1	-6.93	123.59	128.89
3	L	601	ADP	N3-C2-N1	-6.87	123.63	128.89
3	F	601	ADP	N3-C2-N1	-6.84	123.66	128.89
3	B	601	ADP	N3-C2-N1	-6.82	123.67	128.89
3	A	601	ADP	N3-C2-N1	-6.78	123.70	128.89
3	C	601	ADP	N3-C2-N1	-6.66	123.80	128.89
3	I	601	ADP	N3-C2-N1	-6.65	123.81	128.89
3	E	601	ADP	N3-C2-N1	-6.57	123.86	128.89
3	J	601	ADP	N3-C2-N1	-6.47	123.94	128.89
3	H	601	ADP	N3-C2-N1	-6.42	123.97	128.89
3	M	601	ADP	N3-C2-N1	-6.28	124.09	128.89
3	D	601	ADP	N3-C2-N1	-6.16	124.17	128.89
3	B	601	ADP	C2'-C1'-N9	-4.86	106.86	114.29
3	I	601	ADP	C2'-C1'-N9	-4.71	107.10	114.29
3	F	601	ADP	PA-O3A-PB	-4.23	118.48	132.67
3	N	601	ADP	C2'-C1'-N9	-4.07	108.08	114.29
3	D	601	ADP	C2'-C1'-N9	-4.01	108.16	114.29
3	N	601	ADP	PA-O3A-PB	-3.93	119.49	132.67
3	H	601	ADP	C2'-C1'-N9	-3.88	108.37	114.29
3	A	601	ADP	C2'-C1'-N9	-3.79	108.51	114.29
3	F	601	ADP	C2'-C1'-N9	-3.68	108.66	114.29
3	H	601	ADP	PA-O3A-PB	-3.67	120.35	132.67
3	J	601	ADP	C2'-C1'-N9	-3.67	108.68	114.29

Continued on next page...

Continued from previous page...

Mol	Chain	Res	Type	Atoms	Z	Observed(°)	Ideal(°)
3	A	601	ADP	PA-O3A-PB	-3.62	120.54	132.67
3	K	601	ADP	PA-O3A-PB	-3.56	120.72	132.67
3	C	601	ADP	PA-O3A-PB	-3.42	121.18	132.67
3	G	601	ADP	PA-O3A-PB	-3.38	121.35	132.67
3	I	601	ADP	PA-O3A-PB	-3.36	121.39	132.67
3	M	601	ADP	C4-C5-N7	-3.25	106.49	109.48
3	L	601	ADP	PA-O3A-PB	-3.22	121.86	132.67
3	D	601	ADP	PA-O3A-PB	-3.22	121.88	132.67
3	B	601	ADP	PA-O3A-PB	-3.09	122.31	132.67
3	A	601	ADP	C4-C5-N7	-3.09	106.64	109.48
3	H	601	ADP	C4-C5-N7	-3.07	106.65	109.48
3	E	601	ADP	C4-C5-N7	-3.07	106.65	109.48
3	G	601	ADP	C4-C5-N7	-3.00	106.72	109.48
3	F	601	ADP	C4-C5-N7	-2.99	106.73	109.48
3	L	601	ADP	C4-C5-N7	-2.98	106.74	109.48
3	K	601	ADP	C4-C5-N7	-2.93	106.78	109.48
3	J	601	ADP	C4-C5-N7	-2.91	106.80	109.48
3	C	601	ADP	C4-C5-N7	-2.88	106.83	109.48
3	I	601	ADP	C4-C5-N7	-2.87	106.84	109.48
3	D	601	ADP	C4-C5-N7	-2.81	106.90	109.48
3	E	601	ADP	PA-O3A-PB	-2.74	123.47	132.67
3	N	601	ADP	C4-C5-N7	-2.72	106.97	109.48
3	B	601	ADP	C4-C5-N7	-2.67	107.02	109.48
3	M	601	ADP	C2'-C1'-N9	-2.39	110.64	114.29
3	L	601	ADP	O3'-C3'-C2'	-2.30	104.35	111.83
3	K	601	ADP	C2'-C1'-N9	-2.26	110.83	114.29
3	N	601	ADP	C1'-N9-C4	-2.21	123.61	126.94
3	A	601	ADP	O3'-C3'-C2'	-2.20	104.66	111.83
3	C	601	ADP	C2'-C1'-N9	-2.02	111.20	114.29
3	F	601	ADP	C2'-C3'-C4'	2.06	106.85	102.61
3	F	601	ADP	C4'-O4'-C1'	2.07	112.00	109.72
3	G	601	ADP	C4'-O4'-C1'	2.12	112.04	109.72
3	I	601	ADP	C4'-O4'-C1'	2.16	112.09	109.72

There are no chirality outliers.

There are no torsion outliers.

There are no ring outliers.

26 monomers are involved in 34 short contacts:

Mol	Chain	Res	Type	Clashes	Symm-Clashes
3	B	601	ADP	1	0

Continued on next page...

Continued from previous page...

Mol	Chain	Res	Type	Clashes	Symm-Clashes
4	B	602	BEF	3	0
3	C	601	ADP	2	0
4	C	602	BEF	1	0
3	D	601	ADP	3	0
4	D	602	BEF	1	0
3	E	601	ADP	1	0
4	E	602	BEF	2	0
3	F	601	ADP	2	0
4	F	602	BEF	1	0
3	G	601	ADP	2	0
4	G	602	BEF	3	0
3	H	601	ADP	2	0
4	H	602	BEF	1	0
3	I	601	ADP	3	0
4	I	602	BEF	1	0
3	J	601	ADP	3	0
4	J	602	BEF	2	0
3	K	601	ADP	2	0
4	K	602	BEF	2	0
3	L	601	ADP	2	0
4	L	602	BEF	2	0
3	M	601	ADP	3	0
4	M	602	BEF	1	0
3	N	601	ADP	1	0
4	N	602	BEF	1	0

5.7 Other polymers [i](#)

There are no such residues in this entry.

5.8 Polymer linkage issues [i](#)

There are no chain breaks in this entry.

6 Fit of model and data ⓘ

6.1 Protein, DNA and RNA chains ⓘ

EDS failed to run properly - this section will therefore be empty.

6.2 Non-standard residues in protein, DNA, RNA chains ⓘ

EDS failed to run properly - this section will therefore be empty.

6.3 Carbohydrates ⓘ

EDS failed to run properly - this section will therefore be empty.

6.4 Ligands ⓘ

EDS failed to run properly - this section will therefore be empty.

6.5 Other polymers ⓘ

EDS failed to run properly - this section will therefore be empty.