



# Full wwPDB X-ray Structure Validation Report ⓘ

Feb 1, 2016 – 05:17 AM GMT

PDB ID : 2Q08  
Title : Crystal structure of the protein BH0493 from Bacillus halodurans C-125 complexed with ZN  
Authors : Fedorov, A.A.; Fedorov, E.V.; Patskovsky, Y.; Sauder, J.M.; Burley, S.K.; Raushel, F.; Almo, S.C.; New York SGX Research Center for Structural Genomics (NYSGXRC)  
Deposited on : 2007-05-21  
Resolution : 2.00 Å(reported)

This is a Full wwPDB X-ray Structure Validation Report for a publicly released PDB entry.  
We welcome your comments at [validation@mail.wwpdb.org](mailto:validation@mail.wwpdb.org)  
A user guide is available at  
<http://wwpdb.org/validation/2016/XrayValidationReportHelp>  
with specific help available everywhere you see the ⓘ symbol.

---

The following versions of software and data (see [references ⓘ](#)) were used in the production of this report:

MolProbity : 4.02b-467  
Mogul : 1.7 (RC4), CSD as536be (2015)  
Xtriage (Phenix) : 1.9-1692  
EDS : rb-20026688  
Percentile statistics : 20151230.v01 (using entries in the PDB archive December 30th 2015)  
Refmac : 5.8.0135  
CCP4 : 6.5.0  
Ideal geometry (proteins) : Engh & Huber (2001)  
Ideal geometry (DNA, RNA) : Parkinson et al. (1996)  
Validation Pipeline (wwPDB-VP) : trunk26865

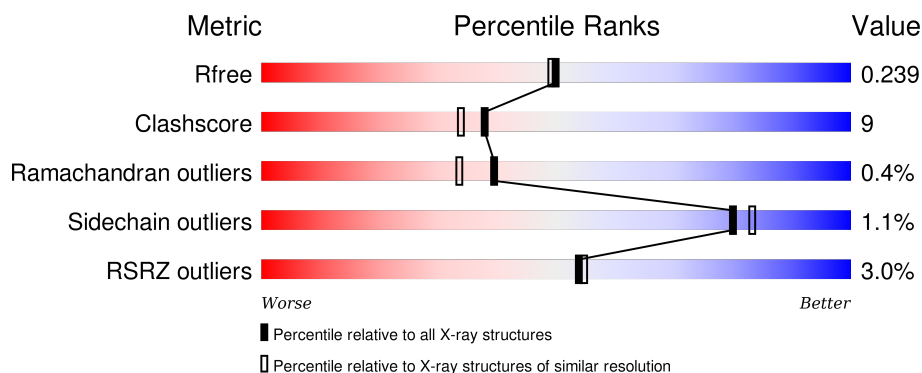
# 1 Overall quality at a glance

The following experimental techniques were used to determine the structure:

*X-RAY DIFFRACTION*

The reported resolution of this entry is 2.00 Å.

Percentile scores (ranging between 0-100) for global validation metrics of the entry are shown in the following graphic. The table shows the number of entries on which the scores are based.



Metric	Whole archive (#Entries)	Similar resolution (#Entries, resolution range(Å))
$R_{free}$	91344	6249 (2.00-2.00)
Clashscore	102246	7340 (2.00-2.00)
Ramachandran outliers	100387	7248 (2.00-2.00)
Sidechain outliers	100360	7247 (2.00-2.00)
RSRZ outliers	91569	6262 (2.00-2.00)

The table below summarises the geometric issues observed across the polymeric chains and their fit to the electron density. The red, orange, yellow and green segments on the lower bar indicate the fraction of residues that contain outliers for  $\geq 3$ , 2, 1 and 0 types of geometric quality criteria. A grey segment represents the fraction of residues that are not modelled. The numeric value for each fraction is indicated below the corresponding segment, with a dot representing fractions  $\leq 5\%$ . The upper red bar (where present) indicates the fraction of residues that have poor fit to the electron density. The numeric value is given above the bar.

Mol	Chain	Length	Quality of chain
1	A	427	<div> <div>2%</div> <div>76%</div> <div>20%</div> <div>.</div> </div>
1	B	427	<div> <div>3%</div> <div>76%</div> <div>20%</div> <div>..</div> </div>
1	C	427	<div> <div>3%</div> <div>76%</div> <div>20%</div> <div>..</div> </div>
1	D	427	<div> <div>2%</div> <div>77%</div> <div>20%</div> <div>.</div> </div>
1	E	427	<div> <div>3%</div> <div>74%</div> <div>22%</div> <div>..</div> </div>

*Continued on next page...*

Continued from previous page...

Mol	Chain	Length	Quality of chain
1	F	427	<div><div>5%</div><div><div></div><div></div><div></div></div><div>77%</div><div>19%</div><div><div></div><div></div></div></div>
1	G	427	<div><div>2%</div><div><div></div><div></div><div></div></div><div>76%</div><div>20%</div><div><div></div><div></div></div></div>
1	H	427	<div><div>2%</div><div><div></div><div></div><div></div></div><div>75%</div><div>21%</div><div><div></div><div></div></div></div>
1	I	427	<div><div>3%</div><div><div></div><div></div><div></div></div><div>76%</div><div>20%</div><div><div></div><div></div></div></div>
1	J	427	<div><div>3%</div><div><div></div><div></div><div></div></div><div>76%</div><div>20%</div><div><div></div><div></div></div></div>
1	K	427	<div><div>6%</div><div><div></div><div></div><div></div></div><div>76%</div><div>20%</div><div><div></div><div></div></div></div>
1	L	427	<div><div>2%</div><div><div></div><div></div><div></div></div><div>75%</div><div>20%</div><div><div></div><div></div></div></div>

## 2 Entry composition

There are 3 unique types of molecules in this entry. The entry contains 41791 atoms, of which 0 are hydrogens and 0 are deuteriums.

In the tables below, the ZeroOcc column contains the number of atoms modelled with zero occupancy, the AltConf column contains the number of residues with at least one atom in alternate conformation and the Trace column contains the number of residues modelled with at most 2 atoms.

- Molecule 1 is a protein called BH0493 protein.

Mol	Chain	Residues	Atoms					ZeroOcc	AltConf	Trace
1	A	413	Total	C	N	O	S	0	0	0
			3401	2169	585	626	21			
1	B	413	Total	C	N	O	S	0	0	0
			3401	2169	585	626	21			
1	C	413	Total	C	N	O	S	0	0	0
			3401	2169	585	626	21			
1	D	413	Total	C	N	O	S	0	0	0
			3401	2169	585	626	21			
1	E	413	Total	C	N	O	S	0	0	0
			3401	2169	585	626	21			
1	F	413	Total	C	N	O	S	0	0	0
			3401	2169	585	626	21			
1	G	413	Total	C	N	O	S	0	0	0
			3401	2169	585	626	21			
1	H	413	Total	C	N	O	S	0	0	0
			3401	2169	585	626	21			
1	I	413	Total	C	N	O	S	0	0	0
			3401	2169	585	626	21			
1	J	413	Total	C	N	O	S	0	0	0
			3401	2169	585	626	21			
1	K	413	Total	C	N	O	S	0	0	0
			3401	2169	585	626	21			
1	L	413	Total	C	N	O	S	0	0	0
			3401	2169	585	626	21			

- Molecule 2 is ZINC ION (three-letter code: ZN) (formula: Zn).

Mol	Chain	Residues	Atoms		ZeroOcc	AltConf
2	G	1	Total	Zn	0	0
			1	1		
2	J	2	Total	Zn	0	0
			2	2		

*Continued on next page...*

*Continued from previous page...*

Mol	Chain	Residues	Atoms		ZeroOcc	AltConf
2	D	2	Total 2	Zn 2	0	0
2	K	1	Total 1	Zn 1	0	0
2	E	1	Total 1	Zn 1	0	0
2	H	2	Total 2	Zn 2	0	0
2	B	1	Total 1	Zn 1	0	0
2	I	1	Total 1	Zn 1	0	0
2	C	1	Total 1	Zn 1	0	0
2	A	2	Total 2	Zn 2	0	0
2	L	1	Total 1	Zn 1	0	0
2	F	1	Total 1	Zn 1	0	0

- Molecule 3 is water.

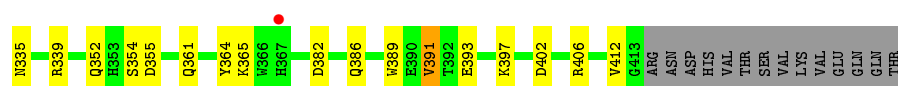
Mol	Chain	Residues	Atoms		ZeroOcc	AltConf
3	A	91	Total 91	O 91	0	0
3	B	121	Total 121	O 121	0	0
3	C	84	Total 84	O 84	0	0
3	D	77	Total 77	O 77	0	0
3	E	73	Total 73	O 73	0	0
3	F	82	Total 82	O 82	0	0
3	G	79	Total 79	O 79	0	0
3	H	73	Total 73	O 73	0	0
3	I	83	Total 83	O 83	0	0

*Continued on next page...*

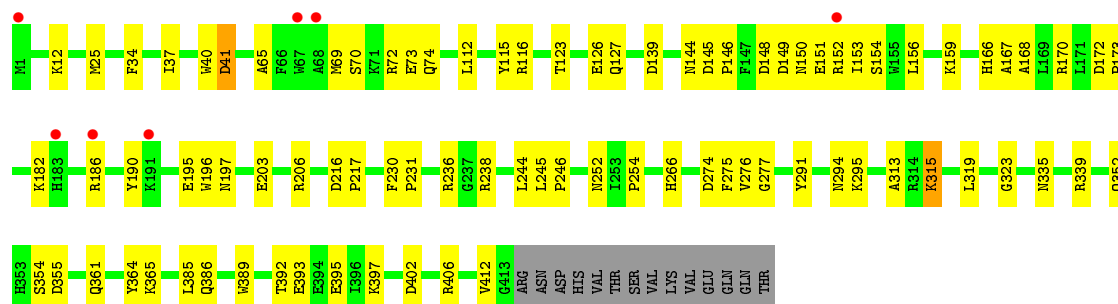
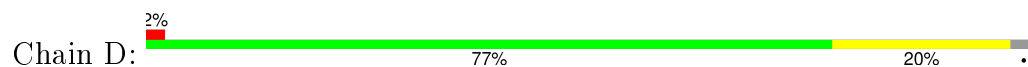
*Continued from previous page...*

Mol	Chain	Residues	Atoms		ZeroOcc	AltConf
3	J	61	Total 61	O 61	0	0
3	K	70	Total 70	O 70	0	0
3	L	69	Total 69	O 69	0	0

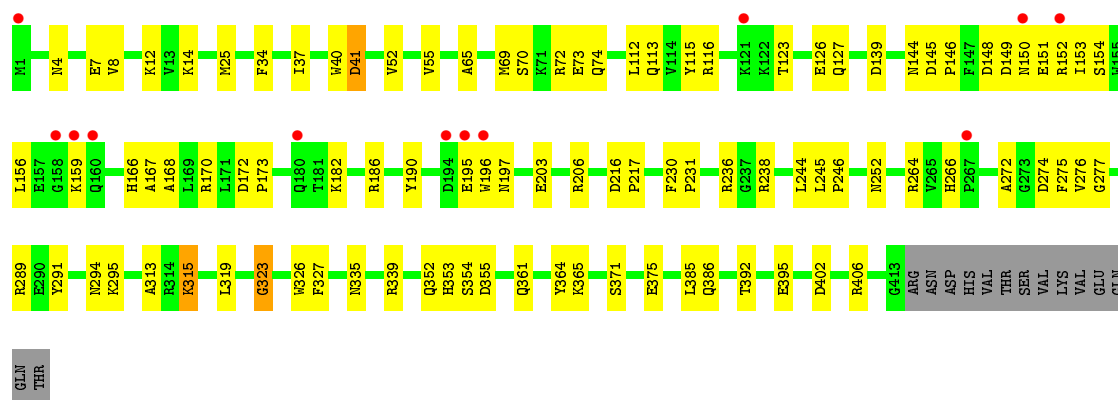
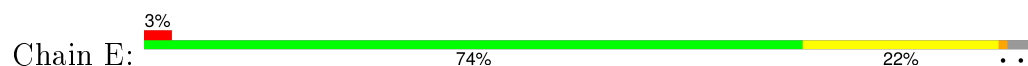




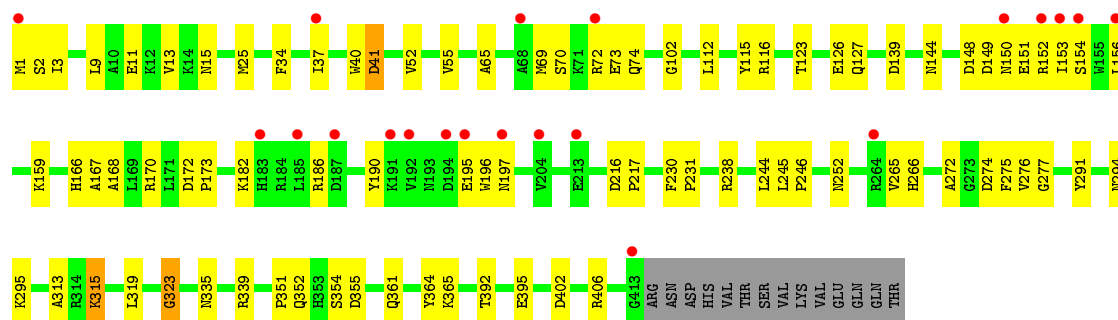
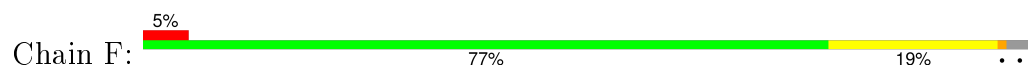
• Molecule 1: BH0493 protein



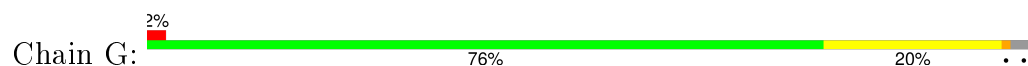
• Molecule 1: BH0493 protein



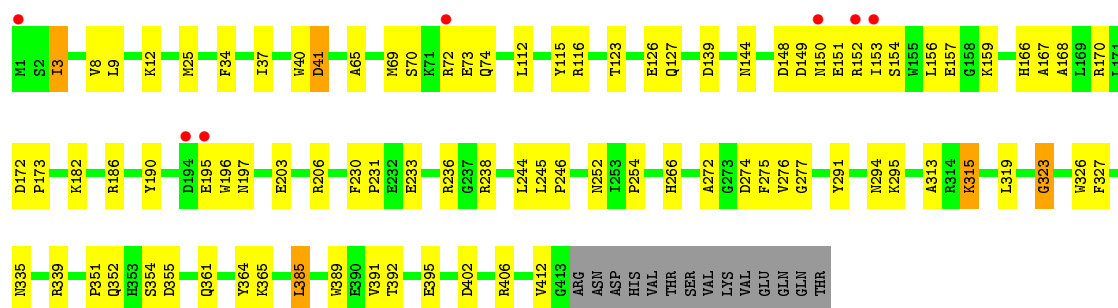
• Molecule 1: BH0493 protein



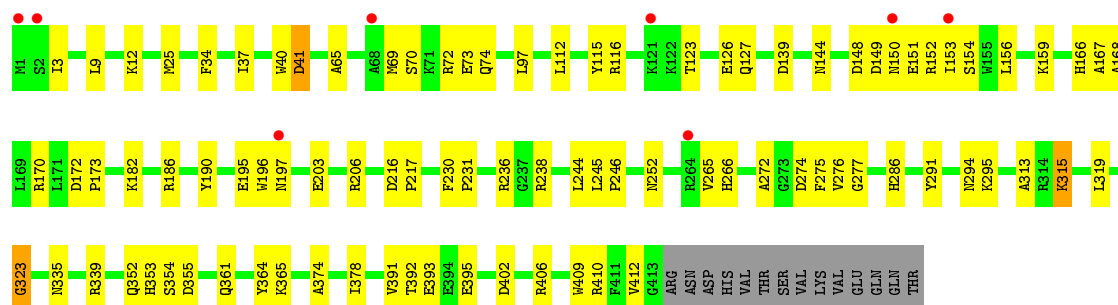
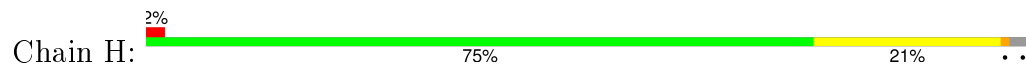
• Molecule 1: BH0493 protein



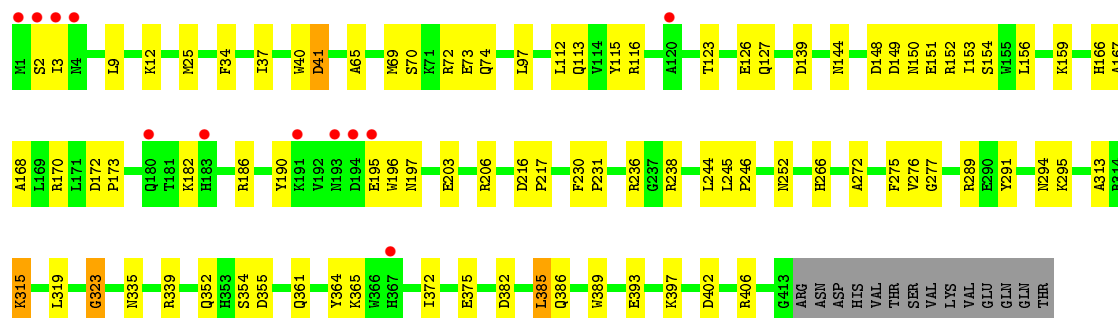
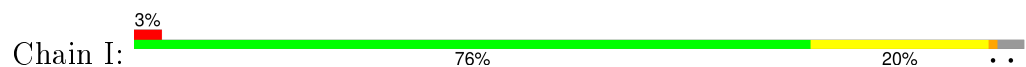




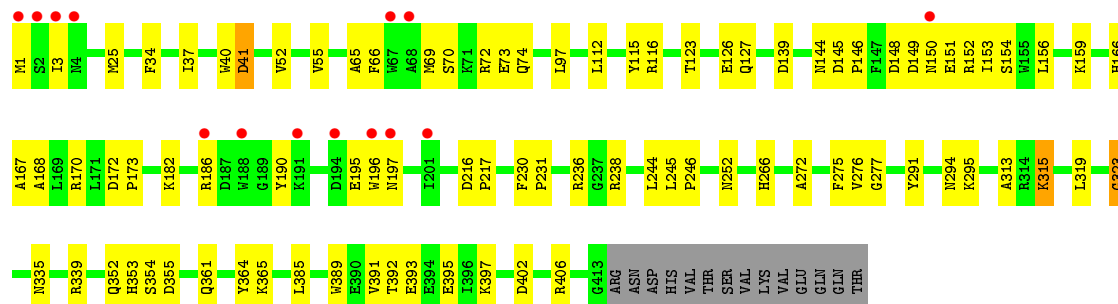
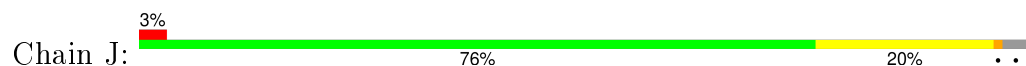
• Molecule 1: BH0493 protein



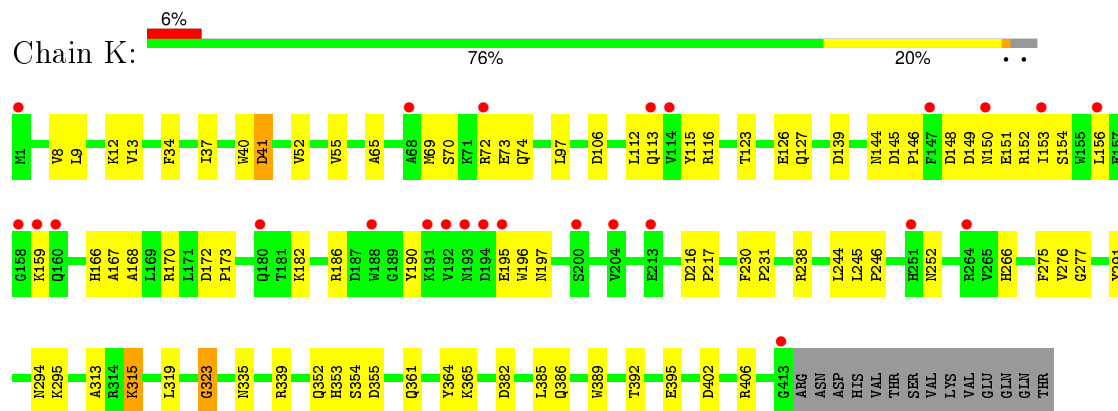
• Molecule 1: BH0493 protein



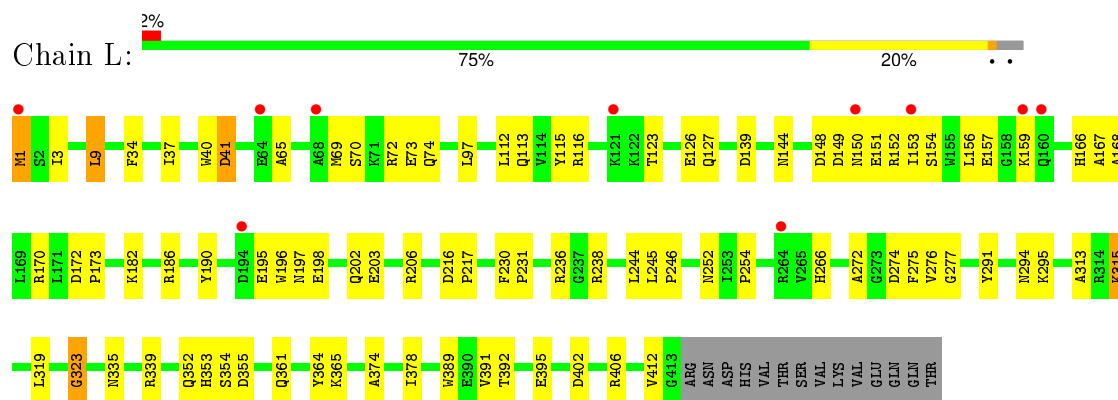
• Molecule 1: BH0493 protein



• Molecule 1: BH0493 protein



• Molecule 1: BH0493 protein



## 4 Data and refinement statistics

Property	Value	Source
Space group	P 1	Depositor
Cell constants a, b, c, $\alpha$ , $\beta$ , $\gamma$	121.27Å 120.97Å 126.24Å 78.82° 78.67° 80.42°	Depositor
Resolution (Å)	24.93 – 2.00 39.39 – 1.98	Depositor EDS
% Data completeness (in resolution range)	90.1 (24.93-2.00) 85.3 (39.39-1.98)	Depositor EDS
$R_{merge}$	0.09	Depositor
$R_{sym}$	(Not available)	Depositor
$\langle I/\sigma(I) \rangle$ <sup>1</sup>	1.52 (at 1.98Å)	Xtriage
Refinement program	CNS 1.1	Depositor
R, $R_{free}$	0.226 , 0.239 0.226 , 0.239	Depositor DCC
$R_{free}$ test set	20659 reflections (4.97%)	DCC
Wilson B-factor (Å <sup>2</sup> )	25.3	Xtriage
Anisotropy	0.242	Xtriage
Bulk solvent $k_{sol}$ (e/Å <sup>3</sup> ), $B_{sol}$ (Å <sup>2</sup> )	0.36 , 52.2	EDS
Estimated twinning fraction	0.006 for l,h,k 0.006 for k,l,h 0.084 for -k,-h,-l 0.009 for -h,-l,-k 0.012 for -l,-k,-h	Xtriage
L-test for twinning <sup>2</sup>	$\langle  L  \rangle = 0.50$ , $\langle L^2 \rangle = 0.33$	Xtriage
Outliers	0 of 451431 reflections	Xtriage
$F_o, F_c$ correlation	0.94	EDS
Total number of atoms	41791	wwPDB-VP
Average B, all atoms (Å <sup>2</sup> )	34.0	wwPDB-VP

Xtriage's analysis on translational NCS is as follows: *The analyses of the Patterson function reveals a significant off-origin peak that is 30.62 % of the origin peak, indicating pseudo translational symmetry. The chance of finding a peak of this or larger height randomly in a structure without pseudo translational symmetry is equal to 1.2677e-03. The detected translational NCS is most likely also responsible for the elevated intensity ratio.*

<sup>1</sup> Intensities estimated from amplitudes.

<sup>2</sup> Theoretical values of  $\langle |L| \rangle$ ,  $\langle L^2 \rangle$  for acentric reflections are 0.5, 0.375 respectively for untwinned datasets, and 0.333, 0.2 for perfectly twinned datasets.

## 5 Model quality [i](#)

### 5.1 Standard geometry [i](#)

Bond lengths and bond angles in the following residue types are not validated in this section: ZN

The Z score for a bond length (or angle) is the number of standard deviations the observed value is removed from the expected value. A bond length (or angle) with  $|Z| > 5$  is considered an outlier worth inspection. RMSZ is the root-mean-square of all Z scores of the bond lengths (or angles).

Mol	Chain	Bond lengths		Bond angles	
		RMSZ	# Z  >5	RMSZ	# Z  >5
1	A	0.35	0/3485	0.61	0/4722
1	B	0.36	0/3485	0.61	0/4722
1	C	0.36	0/3485	0.61	0/4722
1	D	0.35	0/3485	0.60	0/4722
1	E	0.35	0/3485	0.60	0/4722
1	F	0.35	0/3485	0.61	0/4722
1	G	0.35	0/3485	0.60	0/4722
1	H	0.34	0/3485	0.60	0/4722
1	I	0.35	0/3485	0.60	0/4722
1	J	0.34	0/3485	0.60	0/4722
1	K	0.34	0/3485	0.60	0/4722
1	L	0.35	0/3485	0.60	0/4722
All	All	0.35	0/41820	0.60	0/56664

There are no bond length outliers.

There are no bond angle outliers.

There are no chirality outliers.

There are no planarity outliers.

### 5.2 Too-close contacts [i](#)

In the following table, the Non-H and H(model) columns list the number of non-hydrogen atoms and hydrogen atoms in the chain respectively. The H(added) column lists the number of hydrogen atoms added and optimized by MolProbity. The Clashes column lists the number of clashes within the asymmetric unit, whereas Symm-Clashes lists symmetry related clashes.

Mol	Chain	Non-H	H(model)	H(added)	Clashes	Symm-Clashes
1	A	3401	0	3327	65	0

*Continued on next page...*

*Continued from previous page...*

Mol	Chain	Non-H	H(model)	H(added)	Clashes	Symm-Clashes
1	B	3401	0	3327	66	2
1	C	3401	0	3327	79	0
1	D	3401	0	3327	61	0
1	E	3401	0	3327	69	0
1	F	3401	0	3327	66	0
1	G	3401	0	3327	64	2
1	H	3401	0	3327	67	0
1	I	3401	0	3327	64	0
1	J	3401	0	3327	65	0
1	K	3401	0	3327	62	0
1	L	3401	0	3327	77	0
2	A	2	0	0	0	0
2	B	1	0	0	0	0
2	C	1	0	0	0	0
2	D	2	0	0	0	0
2	E	1	0	0	0	0
2	F	1	0	0	0	0
2	G	1	0	0	0	0
2	H	2	0	0	0	0
2	I	1	0	0	0	0
2	J	2	0	0	0	0
2	K	1	0	0	0	0
2	L	1	0	0	0	0
3	A	91	0	0	3	0
3	B	121	0	0	4	0
3	C	84	0	0	3	0
3	D	77	0	0	2	0
3	E	73	0	0	2	0
3	F	82	0	0	2	0
3	G	79	0	0	3	0
3	H	73	0	0	4	0
3	I	83	0	0	3	0
3	J	61	0	0	2	0
3	K	70	0	0	1	0
3	L	69	0	0	2	0
All	All	41791	0	39924	742	2

The all-atom clashscore is defined as the number of clashes found per 1000 atoms (including hydrogen atoms). The all-atom clashscore for this structure is 9.

All (742) close contacts within the same asymmetric unit are listed below, sorted by their clash magnitude.

Atom-1	Atom-2	Interatomic distance (Å)	Clash overlap (Å)
1:C:123:THR:OG1	1:L:198:GLU:HG2	1.41	1.18
1:G:152:ARG:HH12	1:L:157:GLU:HG2	1.05	1.14
1:G:152:ARG:NH1	1:L:157:GLU:HG2	1.65	1.11
1:C:8:VAL:O	1:C:12:LYS:HG2	1.57	1.04
1:E:40:TRP:O	1:E:41:ASP:HB2	1.58	1.04
1:C:40:TRP:O	1:C:41:ASP:HB2	1.58	1.03
1:L:40:TRP:O	1:L:41:ASP:HB2	1.58	1.02
1:A:40:TRP:O	1:A:41:ASP:HB2	1.58	1.02
1:I:40:TRP:O	1:I:41:ASP:HB2	1.60	1.02
1:F:40:TRP:O	1:F:41:ASP:HB2	1.58	1.02
1:K:40:TRP:O	1:K:41:ASP:HB2	1.59	1.01
1:B:40:TRP:O	1:B:41:ASP:HB2	1.59	1.01
1:G:40:TRP:O	1:G:41:ASP:HB2	1.59	0.99
1:H:40:TRP:O	1:H:41:ASP:HB2	1.60	0.98
1:J:40:TRP:O	1:J:41:ASP:HB2	1.60	0.97
1:D:40:TRP:O	1:D:41:ASP:HB2	1.59	0.96
1:E:8:VAL:O	1:E:12:LYS:HG2	1.68	0.93
1:A:14:LYS:HD3	1:E:7:GLU:HG2	1.52	0.91
1:C:123:THR:HG1	1:L:198:GLU:HG2	1.34	0.91
1:B:236:ARG:HD2	3:B:1002:HOH:O	1.70	0.90
1:L:335:ASN:HD21	1:L:339:ARG:HE	1.18	0.89
1:K:335:ASN:HD21	1:K:339:ARG:HE	1.19	0.88
1:B:335:ASN:HD21	1:B:339:ARG:HE	1.20	0.88
1:A:335:ASN:HD21	1:A:339:ARG:HE	1.20	0.87
1:B:386:GLN:HG3	1:F:1:MET:HG2	1.56	0.87
1:I:335:ASN:HD21	1:I:339:ARG:HE	1.21	0.87
1:E:335:ASN:HD21	1:E:339:ARG:HE	1.18	0.86
1:J:335:ASN:HD21	1:J:339:ARG:HE	1.21	0.86
1:H:236:ARG:HD2	3:H:1005:HOH:O	1.73	0.86
1:D:335:ASN:HD21	1:D:339:ARG:HE	1.22	0.86
1:F:335:ASN:HD21	1:F:339:ARG:HE	1.21	0.86
1:D:236:ARG:HD2	3:D:1023:HOH:O	1.76	0.84
1:G:335:ASN:HD21	1:G:339:ARG:HE	1.22	0.84
1:H:335:ASN:HD21	1:H:339:ARG:HE	1.20	0.83
1:L:236:ARG:HD2	3:L:1004:HOH:O	1.77	0.83
1:C:335:ASN:HD21	1:C:339:ARG:HE	1.22	0.83
1:C:126:GLU:OE2	1:L:202:GLN:NE2	2.12	0.83
1:C:123:THR:OG1	1:L:198:GLU:CG	2.26	0.81
1:E:236:ARG:HD2	3:E:1039:HOH:O	1.79	0.80
1:C:123:THR:HG21	1:L:198:GLU:OE1	1.84	0.78
1:A:354:SER:HB2	1:A:365:LYS:HG2	1.66	0.77
1:B:191:LYS:O	3:B:1084:HOH:O	2.02	0.77

Continued on next page...

*Continued from previous page...*

Atom-1	Atom-2	Interatomic distance (Å)	Clash overlap (Å)
1:G:236:ARG:HD2	3:G:1008:HOH:O	1.85	0.77
1:H:354:SER:HB2	1:H:365:LYS:HG2	1.67	0.76
1:C:354:SER:HB2	1:C:365:LYS:HG2	1.67	0.76
1:F:354:SER:HB2	1:F:365:LYS:HG2	1.68	0.76
1:K:354:SER:HB2	1:K:365:LYS:HG2	1.67	0.75
1:L:354:SER:HB2	1:L:365:LYS:HG2	1.68	0.75
1:B:354:SER:HB2	1:B:365:LYS:HG2	1.68	0.75
1:A:315:LYS:O	1:B:266:HIS:HD2	1.68	0.75
1:J:236:ARG:HD2	3:J:1048:HOH:O	1.86	0.75
1:J:385:LEU:HD21	1:J:391:VAL:HG22	1.67	0.75
1:A:236:ARG:HD2	3:A:1060:HOH:O	1.87	0.74
1:J:354:SER:HB2	1:J:365:LYS:HG2	1.68	0.74
1:G:354:SER:HB2	1:G:365:LYS:HG2	1.67	0.73
1:E:354:SER:HB2	1:E:365:LYS:HG2	1.68	0.73
1:D:354:SER:HB2	1:D:365:LYS:HG2	1.69	0.73
1:C:1:MET:HE3	1:F:102:GLY:HA2	1.70	0.73
1:I:354:SER:HB2	1:I:365:LYS:HG2	1.70	0.72
1:H:266:HIS:HD2	1:I:315:LYS:O	1.73	0.72
1:C:236:ARG:HD2	3:C:1016:HOH:O	1.88	0.71
1:D:315:LYS:O	1:E:266:HIS:HD2	1.72	0.71
1:L:3:ILE:CG2	1:L:9:LEU:HD13	2.20	0.71
1:A:40:TRP:O	1:A:41:ASP:CB	2.39	0.70
1:D:40:TRP:O	1:D:41:ASP:CB	2.40	0.70
1:G:152:ARG:NH1	1:G:156:LEU:HD11	2.06	0.70
1:L:152:ARG:NH1	1:L:156:LEU:HD11	2.07	0.69
1:E:371:SER:O	1:E:375:GLU:HG3	1.91	0.69
1:F:152:ARG:NH1	1:F:156:LEU:HD11	2.07	0.69
1:C:152:ARG:NH1	1:C:156:LEU:HD11	2.07	0.69
1:D:152:ARG:NH1	1:D:156:LEU:HD11	2.07	0.69
1:E:152:ARG:NH1	1:E:156:LEU:HD11	2.08	0.69
1:I:236:ARG:HD2	3:I:1038:HOH:O	1.92	0.68
1:C:11:GLU:HB2	1:F:15:ASN:HD21	1.57	0.68
1:I:40:TRP:O	1:I:41:ASP:CB	2.41	0.68
1:A:152:ARG:NH1	1:A:156:LEU:HD11	2.08	0.68
1:K:152:ARG:NH1	1:K:156:LEU:HD11	2.08	0.68
1:I:152:ARG:NH1	1:I:156:LEU:HD11	2.08	0.68
1:C:123:THR:CG2	1:L:198:GLU:OE1	2.42	0.68
1:K:40:TRP:O	1:K:41:ASP:CB	2.40	0.68
1:A:266:HIS:HD2	1:C:315:LYS:O	1.76	0.68
1:J:152:ARG:NH1	1:J:156:LEU:HD11	2.09	0.67
1:H:152:ARG:NH1	1:H:156:LEU:HD11	2.09	0.67

*Continued on next page...*

*Continued from previous page...*

Atom-1	Atom-2	Interatomic distance (Å)	Clash overlap (Å)
1:B:152:ARG:NH1	1:B:156:LEU:HD11	2.09	0.67
1:J:315:LYS:O	1:L:266:HIS:HD2	1.76	0.67
1:E:40:TRP:O	1:E:41:ASP:CB	2.39	0.67
1:B:315:LYS:O	1:C:266:HIS:HD2	1.76	0.66
1:C:8:VAL:HG13	1:C:12:LYS:HE2	1.76	0.66
1:B:12:LYS:HD2	1:B:393:GLU:CD	2.16	0.65
1:J:40:TRP:O	1:J:41:ASP:CB	2.41	0.65
1:G:266:HIS:HD2	1:H:315:LYS:O	1.78	0.65
1:B:12:LYS:HD2	1:B:393:GLU:OE2	1.96	0.65
1:D:266:HIS:HD2	1:F:315:LYS:O	1.80	0.64
1:E:315:LYS:O	1:F:266:HIS:HD2	1.81	0.64
1:H:40:TRP:O	1:H:41:ASP:CB	2.40	0.63
1:I:323:GLY:HA2	1:I:352:GLN:HA	1.81	0.63
1:C:14:LYS:NZ	1:F:11:GLU:OE1	2.27	0.62
1:J:323:GLY:HA2	1:J:352:GLN:HA	1.82	0.62
1:C:323:GLY:HA2	1:C:352:GLN:HA	1.82	0.62
1:K:323:GLY:HA2	1:K:352:GLN:HA	1.81	0.62
1:F:323:GLY:HA2	1:F:352:GLN:HA	1.81	0.62
1:D:34:PHE:HB3	1:D:37:ILE:HD11	1.82	0.62
1:C:25:MET:HG3	3:C:1014:HOH:O	2.00	0.61
1:G:40:TRP:O	1:G:41:ASP:CB	2.39	0.61
1:D:323:GLY:HA2	1:D:352:GLN:HA	1.82	0.61
1:E:323:GLY:HA2	1:E:352:GLN:HA	1.82	0.61
1:C:40:TRP:O	1:C:41:ASP:CB	2.39	0.61
1:K:335:ASN:ND2	1:K:339:ARG:HE	1.96	0.61
1:L:323:GLY:HA2	1:L:352:GLN:HA	1.81	0.61
1:G:315:LYS:O	1:I:266:HIS:HD2	1.82	0.61
1:I:335:ASN:ND2	1:I:339:ARG:HE	1.97	0.61
1:B:323:GLY:HA2	1:B:352:GLN:HA	1.82	0.61
1:F:34:PHE:HB3	1:F:37:ILE:HD11	1.83	0.61
1:H:34:PHE:HB3	1:H:37:ILE:HD11	1.83	0.61
1:C:34:PHE:HB3	1:C:37:ILE:HD11	1.83	0.61
1:H:335:ASN:ND2	1:H:339:ARG:HE	1.96	0.60
1:B:34:PHE:HB3	1:B:37:ILE:HD11	1.83	0.60
1:I:34:PHE:HB3	1:I:37:ILE:HD11	1.82	0.60
1:L:40:TRP:O	1:L:41:ASP:CB	2.39	0.60
1:B:335:ASN:ND2	1:B:339:ARG:HE	1.96	0.60
1:A:34:PHE:HB3	1:A:37:ILE:HD11	1.84	0.60
1:J:34:PHE:HB3	1:J:37:ILE:HD11	1.83	0.60
1:K:34:PHE:HB3	1:K:37:ILE:HD11	1.84	0.60
1:A:323:GLY:HA2	1:A:352:GLN:HA	1.83	0.60

*Continued on next page...*



*Continued from previous page...*

Atom-1	Atom-2	Interatomic distance (Å)	Clash overlap (Å)
1:D:12:LYS:HD2	1:D:393:GLU:OE2	2.02	0.60
1:G:34:PHE:HB3	1:G:37:ILE:HD11	1.83	0.60
1:C:402:ASP:HA	1:C:406:ARG:HB2	1.84	0.60
1:E:335:ASN:ND2	1:E:339:ARG:HE	1.95	0.60
1:L:335:ASN:ND2	1:L:339:ARG:HE	1.96	0.60
1:E:34:PHE:HB3	1:E:37:ILE:HD11	1.83	0.60
1:C:11:GLU:HB2	1:F:15:ASN:ND2	2.17	0.59
1:L:34:PHE:HB3	1:L:37:ILE:HD11	1.83	0.59
1:G:323:GLY:HA2	1:G:352:GLN:HA	1.83	0.59
1:C:335:ASN:ND2	1:C:339:ARG:HE	1.97	0.59
1:A:11:GLU:OE1	1:E:14:LYS:NZ	2.31	0.59
1:H:323:GLY:HA2	1:H:352:GLN:HA	1.83	0.59
1:I:3:ILE:HG21	1:I:9:LEU:HB2	1.84	0.58
1:A:72:ARG:NH2	1:A:116:ARG:HD3	2.18	0.58
1:F:40:TRP:O	1:F:41:ASP:CB	2.39	0.58
1:G:157:GLU:OE1	1:L:152:ARG:NH1	2.37	0.58
1:F:335:ASN:ND2	1:F:339:ARG:HE	1.96	0.58
1:G:335:ASN:ND2	1:G:339:ARG:HE	1.97	0.58
1:H:392:THR:OG1	1:H:395:GLU:HG3	2.03	0.58
1:K:402:ASP:HA	1:K:406:ARG:HB2	1.85	0.58
1:L:123:THR:OG1	1:L:126:GLU:HG3	2.04	0.58
1:F:123:THR:OG1	1:F:126:GLU:HG3	2.04	0.58
1:D:25:MET:HG3	3:D:1013:HOH:O	2.02	0.58
1:L:72:ARG:NH2	1:L:116:ARG:HD3	2.19	0.58
1:B:69:MET:HE3	1:B:74:GLN:HA	1.86	0.58
1:A:123:THR:OG1	1:A:126:GLU:HG3	2.04	0.57
1:F:69:MET:HE3	1:F:74:GLN:HA	1.86	0.57
1:K:266:HIS:HD2	1:L:315:LYS:O	1.87	0.57
1:B:40:TRP:O	1:B:41:ASP:CB	2.40	0.57
1:J:123:THR:OG1	1:J:126:GLU:HG3	2.04	0.57
1:D:123:THR:OG1	1:D:126:GLU:HG3	2.05	0.57
1:H:123:THR:OG1	1:H:126:GLU:HG3	2.05	0.57
1:J:361:GLN:O	1:J:365:LYS:HB2	2.05	0.57
1:D:72:ARG:NH2	1:D:116:ARG:HD3	2.20	0.57
1:I:154:SER:HB2	1:I:159:LYS:HD3	1.87	0.57
1:E:123:THR:OG1	1:E:126:GLU:HG3	2.05	0.57
1:J:266:HIS:HD2	1:K:315:LYS:O	1.88	0.57
1:D:335:ASN:ND2	1:D:339:ARG:HE	1.98	0.57
1:G:72:ARG:NH2	1:G:116:ARG:HD3	2.20	0.57
1:G:3:ILE:HG12	1:G:391:VAL:O	2.05	0.57
1:K:8:VAL:O	1:K:12:LYS:HG2	2.04	0.56

*Continued on next page...*

*Continued from previous page...*

Atom-1	Atom-2	Interatomic distance (Å)	Clash overlap (Å)
1:G:152:ARG:HH12	1:L:157:GLU:CG	1.98	0.56
1:D:315:LYS:HE2	1:E:272:ALA:O	2.05	0.56
1:B:402:ASP:HA	1:B:406:ARG:HB2	1.86	0.56
1:K:123:THR:OG1	1:K:126:GLU:HG3	2.05	0.56
1:I:123:THR:OG1	1:I:126:GLU:HG3	2.05	0.56
1:E:69:MET:HE3	1:E:74:GLN:HA	1.88	0.56
1:L:69:MET:HE3	1:L:74:GLN:HA	1.87	0.56
1:B:123:THR:OG1	1:B:126:GLU:HG3	2.06	0.56
1:I:72:ARG:NH2	1:I:116:ARG:HD3	2.20	0.56
1:E:154:SER:HB2	1:E:159:LYS:HD3	1.88	0.56
1:F:72:ARG:NH2	1:F:116:ARG:HD3	2.20	0.56
1:C:123:THR:CB	1:L:198:GLU:HG2	2.35	0.56
1:C:72:ARG:NH2	1:C:116:ARG:HD3	2.20	0.56
1:A:154:SER:HB2	1:A:159:LYS:HD3	1.88	0.56
1:G:392:THR:OG1	1:G:395:GLU:HG3	2.06	0.56
1:H:72:ARG:NH2	1:H:116:ARG:HD3	2.20	0.56
1:H:3:ILE:HG21	1:H:9:LEU:HD13	1.88	0.56
1:G:69:MET:HE3	1:G:74:GLN:HA	1.88	0.56
1:A:69:MET:HE3	1:A:74:GLN:HA	1.88	0.56
1:B:72:ARG:NH2	1:B:116:ARG:HD3	2.20	0.56
1:G:154:SER:HB2	1:G:159:LYS:HD3	1.88	0.56
1:K:69:MET:HE3	1:K:74:GLN:HA	1.87	0.56
1:H:361:GLN:O	1:H:365:LYS:HB2	2.06	0.56
1:D:385:LEU:HD12	1:D:389:TRP:O	2.06	0.56
1:F:361:GLN:O	1:F:365:LYS:HB2	2.06	0.55
1:G:123:THR:OG1	1:G:126:GLU:HG3	2.06	0.55
1:K:72:ARG:NH2	1:K:116:ARG:HD3	2.20	0.55
1:D:69:MET:HE3	1:D:74:GLN:HA	1.87	0.55
1:F:154:SER:HB2	1:F:159:LYS:HD3	1.88	0.55
1:D:402:ASP:HA	1:D:406:ARG:HB2	1.88	0.55
1:D:154:SER:HB2	1:D:159:LYS:HD3	1.88	0.55
1:A:361:GLN:O	1:A:365:LYS:HB2	2.07	0.55
1:E:361:GLN:O	1:E:365:LYS:HB2	2.06	0.55
1:I:361:GLN:O	1:I:365:LYS:HB2	2.07	0.55
1:D:361:GLN:O	1:D:365:LYS:HB2	2.06	0.55
1:E:72:ARG:NH2	1:E:116:ARG:HD3	2.22	0.55
1:L:361:GLN:O	1:L:365:LYS:HB2	2.06	0.55
1:J:154:SER:HB2	1:J:159:LYS:HD3	1.89	0.55
1:B:361:GLN:O	1:B:365:LYS:HB2	2.06	0.55
1:J:72:ARG:NH2	1:J:116:ARG:HD3	2.21	0.55
1:B:151:GLU:HB3	3:B:1036:HOH:O	2.07	0.55

*Continued on next page...*

*Continued from previous page...*

Atom-1	Atom-2	Interatomic distance (Å)	Clash overlap (Å)
1:C:6:ARG:HD3	1:C:6:ARG:O	2.06	0.55
1:C:123:THR:OG1	1:C:126:GLU:HG3	2.06	0.55
1:A:335:ASN:ND2	1:A:339:ARG:HE	1.97	0.55
1:A:315:LYS:HD2	1:B:274:ASP:O	2.07	0.55
1:H:69:MET:HE3	1:H:74:GLN:HA	1.88	0.55
1:C:154:SER:HB2	1:C:159:LYS:HD3	1.90	0.54
1:A:14:LYS:CD	1:E:7:GLU:HG2	2.33	0.54
1:H:274:ASP:O	1:I:315:LYS:HD2	2.07	0.54
1:K:106:ASP:OD1	3:K:1047:HOH:O	2.18	0.54
1:K:392:THR:OG1	1:K:395:GLU:HG3	2.08	0.54
1:B:371:SER:O	1:B:375:GLU:HG3	2.07	0.54
1:D:172:ASP:HB2	1:D:173:PRO:HD3	1.89	0.54
1:C:361:GLN:O	1:C:365:LYS:HB2	2.07	0.54
1:G:8:VAL:O	1:G:12:LYS:HG2	2.08	0.54
1:E:315:LYS:HD2	1:F:274:ASP:O	2.08	0.54
1:K:154:SER:HB2	1:K:159:LYS:HD3	1.89	0.54
1:G:144:ASN:HD22	1:G:168:ALA:H	1.56	0.54
1:D:144:ASN:HD22	1:D:168:ALA:H	1.56	0.54
1:B:385:LEU:HD21	1:B:391:VAL:HG12	1.89	0.54
1:K:361:GLN:O	1:K:365:LYS:HB2	2.08	0.54
1:H:410:ARG:HD3	3:H:1011:HOH:O	2.08	0.54
1:H:148:ASP:OD2	1:H:151:GLU:HG3	2.08	0.54
1:G:361:GLN:O	1:G:365:LYS:HB2	2.07	0.53
1:D:392:THR:OG1	1:D:395:GLU:HG3	2.08	0.53
1:B:154:SER:HB2	1:B:159:LYS:HD3	1.89	0.53
1:J:144:ASN:HD22	1:J:168:ALA:H	1.56	0.53
1:K:172:ASP:HB2	1:K:173:PRO:HD3	1.91	0.53
1:L:3:ILE:HG21	1:L:9:LEU:HD13	1.90	0.53
1:G:172:ASP:HB2	1:G:173:PRO:HD3	1.91	0.53
1:H:25:MET:HG3	3:H:1038:HOH:O	2.07	0.53
1:J:335:ASN:ND2	1:J:339:ARG:HE	1.97	0.53
1:I:69:MET:HE3	1:I:74:GLN:HA	1.90	0.53
1:I:402:ASP:HA	1:I:406:ARG:HB2	1.90	0.53
1:H:154:SER:HB2	1:H:159:LYS:HD3	1.89	0.53
1:F:144:ASN:HD22	1:F:168:ALA:H	1.55	0.53
1:C:69:MET:HE3	1:C:74:GLN:HA	1.89	0.53
1:J:3:ILE:HD12	1:J:391:VAL:HG23	1.91	0.53
1:B:172:ASP:HB2	1:B:173:PRO:HD3	1.91	0.53
1:C:389:TRP:HD1	1:C:391:VAL:HG12	1.74	0.53
1:L:144:ASN:HD22	1:L:168:ALA:H	1.57	0.52
1:A:315:LYS:HE2	1:B:272:ALA:O	2.10	0.52

*Continued on next page...*

*Continued from previous page...*

Atom-1	Atom-2	Interatomic distance (Å)	Clash overlap (Å)
1:J:69:MET:HE3	1:J:74:GLN:HA	1.90	0.52
1:E:144:ASN:HD22	1:E:168:ALA:H	1.56	0.52
1:H:272:ALA:O	1:I:315:LYS:HE2	2.09	0.52
1:H:3:ILE:CG2	1:H:9:LEU:HD13	2.39	0.52
1:C:6:ARG:HG3	1:C:6:ARG:HH11	1.74	0.52
1:C:144:ASN:HD22	1:C:168:ALA:H	1.57	0.52
1:L:154:SER:HB2	1:L:159:LYS:HD3	1.90	0.52
1:L:374:ALA:O	1:L:378:ILE:HG13	2.10	0.52
1:A:172:ASP:HB2	1:A:173:PRO:HD3	1.91	0.52
1:B:144:ASN:HD22	1:B:168:ALA:H	1.58	0.52
1:F:148:ASP:OD2	1:F:151:GLU:HG3	2.10	0.52
1:I:144:ASN:HD22	1:I:168:ALA:H	1.55	0.52
1:C:382:ASP:O	1:C:386:GLN:HG2	2.09	0.52
1:E:172:ASP:HB2	1:E:173:PRO:HD3	1.91	0.52
1:A:148:ASP:OD2	1:A:151:GLU:HG3	2.09	0.52
1:C:148:ASP:OD2	1:C:151:GLU:HG3	2.10	0.52
1:I:172:ASP:HB2	1:I:173:PRO:HD3	1.91	0.52
1:J:172:ASP:HB2	1:J:173:PRO:HD3	1.92	0.52
1:C:236:ARG:NH2	3:C:1020:HOH:O	2.42	0.52
1:L:172:ASP:HB2	1:L:173:PRO:HD3	1.91	0.52
1:J:272:ALA:O	1:K:315:LYS:HE2	2.10	0.52
1:F:172:ASP:HB2	1:F:173:PRO:HD3	1.92	0.52
1:D:148:ASP:OD2	1:D:151:GLU:HG3	2.09	0.52
1:J:385:LEU:HD23	1:J:389:TRP:O	2.10	0.51
1:H:172:ASP:HB2	1:H:173:PRO:HD3	1.91	0.51
1:E:148:ASP:OD2	1:E:151:GLU:HG3	2.10	0.51
1:H:144:ASN:HD22	1:H:168:ALA:H	1.57	0.51
1:A:3:ILE:CG2	1:A:9:LEU:HD13	2.40	0.51
1:B:148:ASP:OD2	1:B:151:GLU:HG3	2.11	0.51
1:J:148:ASP:OD2	1:J:151:GLU:HG3	2.10	0.51
1:K:148:ASP:OD2	1:K:151:GLU:HG3	2.09	0.51
1:C:5:SER:OG	1:C:8:VAL:HG23	2.10	0.51
1:I:148:ASP:OD2	1:I:151:GLU:HG3	2.10	0.51
1:K:144:ASN:HD22	1:K:168:ALA:H	1.57	0.51
1:J:186:ARG:HA	1:J:190:TYR:O	2.10	0.51
1:L:148:ASP:OD2	1:L:151:GLU:HG3	2.10	0.51
1:I:25:MET:HG3	3:I:992:HOH:O	2.09	0.51
1:G:148:ASP:OD2	1:G:151:GLU:HG3	2.10	0.51
1:L:1:MET:N	1:L:1:MET:HE2	2.26	0.51
1:I:393:GLU:HG2	1:I:397:LYS:NZ	2.26	0.51
1:A:3:ILE:HG21	1:A:9:LEU:HD13	1.93	0.51

*Continued on next page...*

*Continued from previous page...*

Atom-1	Atom-2	Interatomic distance (Å)	Clash overlap (Å)
1:A:144:ASN:HD22	1:A:168:ALA:H	1.58	0.51
1:H:12:LYS:HD2	1:H:393:GLU:OE2	2.11	0.51
1:F:276:VAL:HG22	1:F:277:GLY:N	2.26	0.51
1:K:245:LEU:HB2	1:K:246:PRO:HD3	1.93	0.51
1:K:382:ASP:O	1:K:386:GLN:HG2	2.09	0.50
1:C:172:ASP:HB2	1:C:173:PRO:HD3	1.93	0.50
1:H:245:LEU:HB2	1:H:246:PRO:HD3	1.93	0.50
1:J:276:VAL:HG22	1:J:277:GLY:N	2.26	0.50
1:L:151:GLU:HB3	3:L:1018:HOH:O	2.11	0.50
1:E:392:THR:OG1	1:E:395:GLU:HG3	2.12	0.50
1:A:245:LEU:HB2	1:A:246:PRO:HD3	1.94	0.50
1:D:245:LEU:HB2	1:D:246:PRO:HD3	1.94	0.50
1:E:8:VAL:HG13	1:E:12:LYS:HE2	1.93	0.50
1:F:186:ARG:HA	1:F:190:TYR:O	2.12	0.50
1:I:245:LEU:HB2	1:I:246:PRO:HD3	1.93	0.50
1:H:402:ASP:HA	1:H:406:ARG:HB2	1.93	0.49
1:F:245:LEU:HB2	1:F:246:PRO:HD3	1.94	0.49
1:J:392:THR:OG1	1:J:395:GLU:HG3	2.12	0.49
1:L:245:LEU:HB2	1:L:246:PRO:HD3	1.94	0.49
1:C:393:GLU:HG2	1:C:397:LYS:HE3	1.94	0.49
1:C:245:LEU:HB2	1:C:246:PRO:HD3	1.94	0.49
1:I:186:ARG:HA	1:I:190:TYR:O	2.13	0.49
1:G:245:LEU:HB2	1:G:246:PRO:HD3	1.95	0.49
1:B:245:LEU:HB2	1:B:246:PRO:HD3	1.94	0.49
1:G:402:ASP:HA	1:G:406:ARG:HB2	1.94	0.49
1:C:1:MET:HG3	1:C:2:SER:O	2.12	0.49
1:K:276:VAL:HG22	1:K:277:GLY:N	2.28	0.49
1:J:315:LYS:HD2	1:L:274:ASP:O	2.12	0.49
1:J:245:LEU:HB2	1:J:246:PRO:HD3	1.95	0.49
1:K:186:ARG:HA	1:K:190:TYR:O	2.12	0.49
1:G:186:ARG:HA	1:G:190:TYR:O	2.12	0.49
1:A:186:ARG:HA	1:A:190:TYR:O	2.13	0.49
1:I:12:LYS:HD2	1:I:393:GLU:CD	2.34	0.49
1:L:276:VAL:HG22	1:L:277:GLY:N	2.28	0.49
1:D:254:PRO:HG2	1:D:412:VAL:HG12	1.95	0.49
1:G:127:GLN:OE1	1:G:127:GLN:HA	2.13	0.48
1:F:1:MET:CG	1:F:2:SER:H	2.27	0.48
1:B:276:VAL:HG22	1:B:277:GLY:N	2.28	0.48
1:E:315:LYS:HE2	1:F:272:ALA:O	2.13	0.48
1:H:374:ALA:O	1:H:378:ILE:HG13	2.13	0.48
1:D:186:ARG:HA	1:D:190:TYR:O	2.14	0.48

*Continued on next page...*

*Continued from previous page...*

Atom-1	Atom-2	Interatomic distance (Å)	Clash overlap (Å)
1:B:386:GLN:HG3	1:F:1:MET:CG	2.36	0.48
1:L:186:ARG:HA	1:L:190:TYR:O	2.13	0.48
1:I:276:VAL:HG22	1:I:277:GLY:N	2.29	0.48
1:C:186:ARG:HA	1:C:190:TYR:O	2.14	0.48
1:A:127:GLN:OE1	1:A:127:GLN:HA	2.14	0.48
1:D:276:VAL:HG22	1:D:277:GLY:N	2.29	0.48
1:B:170:ARG:NH1	1:B:173:PRO:HD3	2.29	0.48
1:I:170:ARG:NH1	1:I:173:PRO:HD3	2.29	0.48
1:F:170:ARG:NH1	1:F:173:PRO:HD3	2.29	0.48
1:C:127:GLN:HA	1:C:127:GLN:OE1	2.14	0.48
1:L:127:GLN:HA	1:L:127:GLN:OE1	2.14	0.48
1:A:402:ASP:HA	1:A:406:ARG:HB2	1.96	0.48
1:A:144:ASN:HD21	1:A:167:ALA:HA	1.79	0.47
1:G:351:PRO:HD2	3:G:1030:HOH:O	2.13	0.47
1:E:402:ASP:HA	1:E:406:ARG:HB2	1.96	0.47
1:C:276:VAL:HG22	1:C:277:GLY:N	2.29	0.47
1:I:144:ASN:ND2	1:I:167:ALA:HA	2.29	0.47
1:H:182:LYS:O	1:H:186:ARG:HG2	2.13	0.47
1:B:182:LYS:O	1:B:186:ARG:HG2	2.13	0.47
1:E:144:ASN:ND2	1:E:167:ALA:HA	2.29	0.47
1:C:148:ASP:OD2	1:C:150:ASN:HB3	2.15	0.47
1:K:144:ASN:ND2	1:K:167:ALA:HA	2.29	0.47
1:J:391:VAL:O	1:J:391:VAL:HG23	2.15	0.47
1:L:70:SER:OG	1:L:73:GLU:HG3	2.15	0.47
1:D:144:ASN:ND2	1:D:167:ALA:HA	2.29	0.47
1:L:170:ARG:NH1	1:L:173:PRO:HD3	2.30	0.47
1:K:144:ASN:HD21	1:K:167:ALA:HA	1.79	0.47
1:F:139:ASP:OD1	1:F:166:HIS:HE1	1.98	0.47
1:G:25:MET:HG3	3:G:999:HOH:O	2.15	0.47
1:H:276:VAL:HG22	1:H:277:GLY:N	2.30	0.47
1:J:148:ASP:OD2	1:J:150:ASN:HB3	2.15	0.47
1:J:144:ASN:ND2	1:J:167:ALA:HA	2.30	0.47
1:E:186:ARG:HA	1:E:190:TYR:O	2.15	0.47
1:A:276:VAL:HG22	1:A:277:GLY:N	2.29	0.47
1:B:127:GLN:HA	1:B:127:GLN:OE1	2.15	0.47
1:G:144:ASN:ND2	1:G:167:ALA:HA	2.30	0.47
1:F:144:ASN:ND2	1:F:167:ALA:HA	2.29	0.47
1:A:182:LYS:O	1:A:186:ARG:HG2	2.15	0.47
1:E:276:VAL:HG22	1:E:277:GLY:N	2.29	0.47
1:B:139:ASP:OD1	1:B:166:HIS:HE1	1.97	0.47
1:A:392:THR:OG1	1:A:395:GLU:HG3	2.14	0.47

*Continued on next page...*

*Continued from previous page...*

Atom-1	Atom-2	Interatomic distance (Å)	Clash overlap (Å)
1:E:245:LEU:HB2	1:E:246:PRO:HD3	1.96	0.47
1:J:127:GLN:HA	1:J:127:GLN:OE1	2.15	0.47
1:A:154:SER:CB	1:A:159:LYS:HD3	2.45	0.47
1:F:144:ASN:HD21	1:F:167:ALA:HA	1.80	0.47
1:E:144:ASN:HD21	1:E:167:ALA:HA	1.80	0.47
1:C:144:ASN:HD21	1:C:167:ALA:HA	1.79	0.47
1:A:170:ARG:NH1	1:A:173:PRO:HD3	2.30	0.47
1:I:182:LYS:O	1:I:186:ARG:HG2	2.15	0.47
1:C:1:MET:HE2	1:C:4:ASN:HD21	1.80	0.47
1:G:274:ASP:O	1:H:315:LYS:HD2	2.15	0.47
1:J:315:LYS:HE2	1:L:272:ALA:O	2.15	0.47
1:B:315:LYS:HD2	1:C:274:ASP:O	2.14	0.47
1:G:70:SER:OG	1:G:73:GLU:HG3	2.15	0.47
1:K:170:ARG:NH1	1:K:173:PRO:HD3	2.29	0.47
1:A:144:ASN:ND2	1:A:167:ALA:HA	2.30	0.47
1:E:182:LYS:O	1:E:186:ARG:HG2	2.14	0.47
1:C:196:TRP:CD1	1:C:238:ARG:HD2	2.50	0.47
1:J:25:MET:HG3	3:J:1007:HOH:O	2.14	0.47
1:G:170:ARG:NH1	1:G:173:PRO:HD3	2.29	0.46
1:I:65:ALA:O	1:I:69:MET:HG3	2.16	0.46
1:L:144:ASN:ND2	1:L:167:ALA:HA	2.29	0.46
1:C:144:ASN:ND2	1:C:167:ALA:HA	2.29	0.46
1:I:144:ASN:HD21	1:I:167:ALA:HA	1.80	0.46
1:J:170:ARG:NH1	1:J:173:PRO:HD3	2.30	0.46
1:H:144:ASN:ND2	1:H:167:ALA:HA	2.30	0.46
1:A:25:MET:HG3	3:A:1019:HOH:O	2.15	0.46
1:G:276:VAL:HG22	1:G:277:GLY:N	2.30	0.46
1:I:385:LEU:HD12	1:I:389:TRP:O	2.14	0.46
1:K:149:ASP:O	1:K:153:ILE:HG13	2.15	0.46
1:G:315:LYS:HE2	1:I:272:ALA:O	2.15	0.46
1:A:315:LYS:O	1:B:266:HIS:CD2	2.58	0.46
1:I:154:SER:CB	1:I:159:LYS:HD3	2.45	0.46
1:G:154:SER:CB	1:G:159:LYS:HD3	2.46	0.46
1:K:154:SER:CB	1:K:159:LYS:HD3	2.45	0.46
1:B:144:ASN:ND2	1:B:167:ALA:HA	2.30	0.46
1:E:127:GLN:OE1	1:E:127:GLN:HA	2.15	0.46
1:F:127:GLN:OE1	1:F:127:GLN:HA	2.15	0.46
1:J:195:GLU:HG3	1:J:197:ASN:HD22	1.80	0.46
1:A:272:ALA:O	1:C:315:LYS:HE2	2.16	0.46
1:K:70:SER:OG	1:K:73:GLU:HG3	2.15	0.46
1:A:196:TRP:CD1	1:A:238:ARG:HD2	2.50	0.46

*Continued on next page...*

*Continued from previous page...*

Atom-1	Atom-2	Interatomic distance (Å)	Clash overlap (Å)
1:K:127:GLN:HA	1:K:127:GLN:OE1	2.16	0.46
1:J:182:LYS:O	1:J:186:ARG:HG2	2.15	0.46
1:K:182:LYS:O	1:K:186:ARG:HG2	2.16	0.46
1:L:139:ASP:OD1	1:L:166:HIS:HE1	1.98	0.46
1:B:25:MET:HG3	3:B:1004:HOH:O	2.14	0.46
1:E:154:SER:CB	1:E:159:LYS:HD3	2.45	0.46
1:A:65:ALA:O	1:A:69:MET:HG3	2.16	0.46
1:J:65:ALA:O	1:J:69:MET:HG3	2.16	0.46
1:F:148:ASP:OD2	1:F:150:ASN:HB3	2.16	0.46
1:H:144:ASN:HD21	1:H:167:ALA:HA	1.81	0.46
1:G:148:ASP:OD2	1:G:150:ASN:HB3	2.16	0.46
1:L:196:TRP:CD1	1:L:238:ARG:HD2	2.50	0.46
1:K:139:ASP:OD1	1:K:166:HIS:HE1	1.99	0.46
1:H:127:GLN:OE1	1:H:127:GLN:HA	2.16	0.46
1:D:170:ARG:NH1	1:D:173:PRO:HD3	2.30	0.46
1:I:148:ASP:OD2	1:I:150:ASN:HB3	2.16	0.46
1:H:139:ASP:OD1	1:H:166:HIS:HE1	1.98	0.46
1:H:196:TRP:CD1	1:H:238:ARG:HD2	2.51	0.46
1:F:154:SER:CB	1:F:159:LYS:HD3	2.46	0.46
1:L:144:ASN:HD21	1:L:167:ALA:HA	1.81	0.46
1:E:170:ARG:NH1	1:E:173:PRO:HD3	2.30	0.46
1:B:196:TRP:CD1	1:B:238:ARG:HD2	2.51	0.46
1:B:149:ASP:O	1:B:153:ILE:HG13	2.16	0.46
1:F:3:ILE:HG21	1:F:9:LEU:HD13	1.96	0.46
1:B:195:GLU:HG3	1:B:197:ASN:HD22	1.81	0.46
1:B:315:LYS:HE2	1:C:272:ALA:O	2.15	0.46
1:E:70:SER:OG	1:E:73:GLU:HG3	2.16	0.46
1:G:144:ASN:HD21	1:G:167:ALA:HA	1.81	0.46
1:C:389:TRP:CD1	1:C:391:VAL:HG12	2.50	0.46
1:H:170:ARG:NH1	1:H:173:PRO:HD3	2.31	0.46
1:J:313:ALA:HA	1:J:319:LEU:HD23	1.98	0.46
1:F:196:TRP:CD1	1:F:238:ARG:HD2	2.51	0.46
1:D:139:ASP:OD1	1:D:166:HIS:HE1	1.98	0.46
1:J:196:TRP:CD1	1:J:238:ARG:HD2	2.50	0.46
1:C:139:ASP:OD1	1:C:166:HIS:HE1	1.98	0.46
1:D:127:GLN:OE1	1:D:127:GLN:HA	2.15	0.46
1:D:70:SER:OG	1:D:73:GLU:HG3	2.16	0.46
1:K:291:TYR:HB3	1:K:294:ASN:HD22	1.81	0.46
1:G:65:ALA:O	1:G:69:MET:HG3	2.16	0.45
1:J:154:SER:CB	1:J:159:LYS:HD3	2.46	0.45
1:E:148:ASP:OD2	1:E:150:ASN:HB3	2.16	0.45

*Continued on next page...*



*Continued from previous page...*

Atom-1	Atom-2	Interatomic distance (Å)	Clash overlap (Å)
1:F:182:LYS:O	1:F:186:ARG:HG2	2.15	0.45
1:E:289:ARG:HD3	1:F:265:VAL:O	2.16	0.45
1:E:195:GLU:HG3	1:E:197:ASN:HD22	1.82	0.45
1:G:385:LEU:HD12	1:G:389:TRP:O	2.16	0.45
1:A:70:SER:OG	1:A:73:GLU:HG3	2.17	0.45
1:D:148:ASP:OD2	1:D:150:ASN:HB3	2.16	0.45
1:L:148:ASP:OD2	1:L:150:ASN:HB3	2.16	0.45
1:C:170:ARG:NH1	1:C:173:PRO:HD3	2.30	0.45
1:A:4:ASN:OD1	1:D:386:GLN:NE2	2.49	0.45
1:D:65:ALA:O	1:D:69:MET:HG3	2.17	0.45
1:B:148:ASP:OD2	1:B:150:ASN:HB3	2.16	0.45
1:D:144:ASN:HD21	1:D:167:ALA:HA	1.81	0.45
1:H:154:SER:CB	1:H:159:LYS:HD3	2.46	0.45
1:L:1:MET:H3	1:L:1:MET:CE	2.29	0.45
1:B:186:ARG:HA	1:B:190:TYR:O	2.16	0.45
1:E:65:ALA:O	1:E:69:MET:HG3	2.17	0.45
1:L:65:ALA:O	1:L:69:MET:HG3	2.16	0.45
1:D:154:SER:CB	1:D:159:LYS:HD3	2.46	0.45
1:A:148:ASP:OD2	1:A:150:ASN:HB3	2.16	0.45
1:G:149:ASP:O	1:G:153:ILE:HG13	2.16	0.45
1:A:139:ASP:OD1	1:A:166:HIS:HE1	1.99	0.45
1:D:69:MET:HB3	1:D:73:GLU:HB2	1.99	0.45
1:C:154:SER:CB	1:C:159:LYS:HD3	2.46	0.45
1:L:154:SER:CB	1:L:159:LYS:HD3	2.46	0.45
1:J:149:ASP:O	1:J:153:ILE:HG13	2.16	0.45
1:H:70:SER:OG	1:H:73:GLU:HG3	2.16	0.45
1:B:154:SER:CB	1:B:159:LYS:HD3	2.47	0.45
1:I:70:SER:OG	1:I:73:GLU:HG3	2.17	0.45
1:C:69:MET:HB3	1:C:73:GLU:HB2	1.99	0.45
1:F:291:TYR:HB3	1:F:294:ASN:HD22	1.81	0.45
1:J:139:ASP:OD1	1:J:166:HIS:HE1	1.99	0.45
1:F:149:ASP:O	1:F:153:ILE:HG13	2.17	0.45
1:D:182:LYS:O	1:D:186:ARG:HG2	2.16	0.45
1:I:195:GLU:HG3	1:I:197:ASN:HD22	1.82	0.45
1:H:230:PHE:HA	1:H:231:PRO:C	2.37	0.45
1:J:230:PHE:HA	1:J:231:PRO:C	2.37	0.45
1:D:244:LEU:C	1:D:244:LEU:HD13	2.37	0.45
1:D:196:TRP:CD1	1:D:238:ARG:HD2	2.52	0.45
1:K:148:ASP:OD2	1:K:150:ASN:HB3	2.16	0.45
1:D:149:ASP:O	1:D:153:ILE:HG13	2.17	0.45
1:D:195:GLU:HG3	1:D:197:ASN:HD22	1.82	0.45

*Continued on next page...*

*Continued from previous page...*

Atom-1	Atom-2	Interatomic distance (Å)	Clash overlap (Å)
1:B:144:ASN:HD21	1:B:167:ALA:HA	1.81	0.45
1:L:182:LYS:O	1:L:186:ARG:HG2	2.16	0.45
1:A:149:ASP:O	1:A:153:ILE:HG13	2.17	0.45
1:I:127:GLN:OE1	1:I:127:GLN:HA	2.16	0.45
1:C:65:ALA:O	1:C:69:MET:HG3	2.17	0.45
1:C:182:LYS:O	1:C:186:ARG:HG2	2.16	0.45
1:J:252:ASN:HD21	1:J:295:LYS:HE2	1.82	0.45
1:H:313:ALA:HA	1:H:319:LEU:HD23	1.99	0.45
1:A:195:GLU:HG3	1:A:197:ASN:HD22	1.82	0.45
1:C:126:GLU:HG2	1:L:202:GLN:NE2	2.32	0.44
1:G:69:MET:HB3	1:G:73:GLU:HB2	1.99	0.44
1:C:70:SER:OG	1:C:73:GLU:HG3	2.17	0.44
1:A:230:PHE:HA	1:A:231:PRO:C	2.38	0.44
1:I:230:PHE:HA	1:I:231:PRO:C	2.37	0.44
1:L:392:THR:OG1	1:L:395:GLU:HG3	2.17	0.44
1:D:230:PHE:HA	1:D:231:PRO:C	2.37	0.44
1:K:97:LEU:HD13	1:L:389:TRP:HB2	1.99	0.44
1:L:402:ASP:HA	1:L:406:ARG:HB2	2.00	0.44
1:F:313:ALA:HA	1:F:319:LEU:HD23	1.99	0.44
1:L:149:ASP:O	1:L:153:ILE:HG13	2.17	0.44
1:L:230:PHE:HA	1:L:231:PRO:C	2.37	0.44
1:F:65:ALA:O	1:F:69:MET:HG3	2.17	0.44
1:H:410:ARG:HG2	1:H:410:ARG:HH11	1.82	0.44
1:K:195:GLU:HG3	1:K:197:ASN:HD22	1.82	0.44
1:E:196:TRP:CD1	1:E:238:ARG:HD2	2.52	0.44
1:K:252:ASN:HD21	1:K:295:LYS:HE2	1.82	0.44
1:A:374:ALA:O	1:A:378:ILE:HG13	2.17	0.44
1:F:69:MET:HB3	1:F:73:GLU:HB2	1.99	0.44
1:B:3:ILE:HD12	1:B:391:VAL:HG13	2.00	0.44
1:J:69:MET:HB3	1:J:73:GLU:HB2	1.99	0.44
1:H:252:ASN:HD21	1:H:295:LYS:HE2	1.82	0.44
1:D:313:ALA:HA	1:D:319:LEU:HD23	1.99	0.44
1:E:149:ASP:O	1:E:153:ILE:HG13	2.17	0.44
1:E:25:MET:HG3	3:E:1000:HOH:O	2.17	0.44
1:K:69:MET:HB3	1:K:73:GLU:HB2	1.99	0.44
1:G:182:LYS:O	1:G:186:ARG:HG2	2.17	0.44
1:D:291:TYR:HB3	1:D:294:ASN:HD22	1.82	0.44
1:K:65:ALA:O	1:K:69:MET:HG3	2.18	0.44
1:I:151:GLU:HB3	3:I:1055:HOH:O	2.18	0.44
1:H:149:ASP:O	1:H:153:ILE:HG13	2.17	0.44
1:G:195:GLU:HG3	1:G:197:ASN:HD22	1.83	0.44

*Continued on next page...*

*Continued from previous page...*

Atom-1	Atom-2	Interatomic distance (Å)	Clash overlap (Å)
1:H:195:GLU:HG3	1:H:197:ASN:HD22	1.82	0.44
1:H:112:LEU:HA	1:H:115:TYR:CD2	2.52	0.44
1:B:244:LEU:HD13	1:B:244:LEU:C	2.38	0.44
1:H:148:ASP:OD2	1:H:150:ASN:HB3	2.18	0.44
1:C:66:PHE:HA	1:C:69:MET:HE2	2.00	0.44
1:I:149:ASP:O	1:I:153:ILE:HG13	2.18	0.44
1:K:196:TRP:CD1	1:K:238:ARG:HD2	2.52	0.44
1:G:203:GLU:OE1	1:G:206:ARG:NH1	2.51	0.44
1:F:70:SER:OG	1:F:73:GLU:HG3	2.17	0.44
1:E:69:MET:HB3	1:E:73:GLU:HB2	1.99	0.44
1:I:69:MET:HB3	1:I:73:GLU:HB2	2.00	0.44
1:J:112:LEU:HA	1:J:115:TYR:CD2	2.53	0.44
1:C:149:ASP:O	1:C:153:ILE:HG13	2.17	0.44
1:I:382:ASP:O	1:I:386:GLN:HG2	2.17	0.44
1:J:70:SER:OG	1:J:73:GLU:HG3	2.17	0.44
1:C:195:GLU:HG3	1:C:197:ASN:HD22	1.82	0.44
1:F:392:THR:OG1	1:F:395:GLU:HG3	2.18	0.44
1:I:252:ASN:HD21	1:I:295:LYS:HE2	1.83	0.44
1:A:313:ALA:HA	1:A:319:LEU:HD23	2.00	0.44
1:K:252:ASN:ND2	1:K:295:LYS:HE2	2.33	0.44
1:J:97:LEU:HD13	1:K:389:TRP:HB2	1.99	0.44
1:A:376:VAL:O	1:A:380:LYS:HD3	2.18	0.44
1:L:244:LEU:HD13	1:L:244:LEU:C	2.38	0.44
1:G:139:ASP:OD1	1:G:166:HIS:HE1	2.01	0.44
1:B:69:MET:HB3	1:B:73:GLU:HB2	1.99	0.43
1:I:196:TRP:CD1	1:I:238:ARG:HD2	2.52	0.43
1:J:144:ASN:HD21	1:J:167:ALA:HA	1.82	0.43
1:H:186:ARG:HA	1:H:190:TYR:O	2.18	0.43
1:I:372:ILE:O	1:I:375:GLU:HG2	2.18	0.43
1:C:5:SER:HG	1:C:8:VAL:HG23	1.83	0.43
1:H:69:MET:HB3	1:H:73:GLU:HB2	1.99	0.43
1:B:230:PHE:HA	1:B:231:PRO:C	2.38	0.43
1:D:112:LEU:HA	1:D:115:TYR:CD2	2.54	0.43
1:E:291:TYR:HB3	1:E:294:ASN:HD22	1.83	0.43
1:E:139:ASP:OD1	1:E:166:HIS:HE1	2.00	0.43
1:K:230:PHE:HA	1:K:231:PRO:C	2.37	0.43
1:B:70:SER:OG	1:B:73:GLU:HG3	2.18	0.43
1:F:112:LEU:HA	1:F:115:TYR:CD2	2.53	0.43
1:E:230:PHE:HA	1:E:231:PRO:C	2.37	0.43
1:B:112:LEU:HA	1:B:115:TYR:CD2	2.53	0.43
1:C:252:ASN:HD21	1:C:295:LYS:HE2	1.83	0.43

*Continued on next page...*

*Continued from previous page...*

Atom-1	Atom-2	Interatomic distance (Å)	Clash overlap (Å)
1:J:389:TRP:HB2	1:L:97:LEU:HD13	2.00	0.43
1:D:274:ASP:O	1:F:315:LYS:HD2	2.18	0.43
1:F:351:PRO:HD2	3:F:993:HOH:O	2.18	0.43
1:F:230:PHE:HA	1:F:231:PRO:C	2.38	0.43
1:I:291:TYR:HB3	1:I:294:ASN:HD22	1.84	0.43
1:B:275:PHE:CG	1:B:276:VAL:N	2.87	0.43
1:J:291:TYR:HB3	1:J:294:ASN:HD22	1.83	0.43
1:B:313:ALA:HA	1:B:319:LEU:HD23	1.99	0.43
1:I:139:ASP:OD1	1:I:166:HIS:HE1	2.00	0.43
1:D:252:ASN:HD21	1:D:295:LYS:HE2	1.84	0.43
1:H:65:ALA:O	1:H:69:MET:HG3	2.18	0.43
1:F:170:ARG:HH12	1:F:173:PRO:HD3	1.83	0.43
1:C:112:LEU:HA	1:C:115:TYR:CD2	2.53	0.43
1:A:252:ASN:HD21	1:A:295:LYS:HE2	1.83	0.43
1:F:195:GLU:HG3	1:F:197:ASN:HD22	1.82	0.43
1:K:244:LEU:C	1:K:244:LEU:HD13	2.39	0.43
1:G:230:PHE:HA	1:G:231:PRO:C	2.37	0.43
1:K:275:PHE:CG	1:K:276:VAL:N	2.86	0.43
1:A:216:ASP:N	1:A:217:PRO:CD	2.82	0.43
1:D:315:LYS:HD2	1:E:274:ASP:O	2.19	0.43
1:L:69:MET:HB3	1:L:73:GLU:HB2	1.99	0.43
1:K:170:ARG:HH12	1:K:173:PRO:HD3	1.84	0.43
1:G:170:ARG:HH12	1:G:173:PRO:HD3	1.83	0.43
1:D:275:PHE:CG	1:D:276:VAL:N	2.87	0.43
1:F:9:LEU:O	1:F:13:VAL:HG23	2.19	0.43
1:F:244:LEU:HD13	1:F:244:LEU:C	2.38	0.43
1:A:244:LEU:C	1:A:244:LEU:HD13	2.39	0.43
1:J:244:LEU:C	1:J:244:LEU:HD13	2.39	0.43
1:F:1:MET:HG2	1:F:2:SER:H	1.83	0.43
1:L:203:GLU:OE1	1:L:206:ARG:NH1	2.52	0.43
1:F:402:ASP:HA	1:F:406:ARG:HB2	2.01	0.43
1:C:244:LEU:HD13	1:C:244:LEU:C	2.40	0.43
1:C:1:MET:HE2	1:C:4:ASN:ND2	2.34	0.42
1:C:6:ARG:HG3	1:C:6:ARG:NH1	2.34	0.42
1:I:170:ARG:HH12	1:I:173:PRO:HD3	1.83	0.42
1:L:291:TYR:HB3	1:L:294:ASN:HD22	1.83	0.42
1:L:112:LEU:HA	1:L:115:TYR:CD2	2.53	0.42
1:H:244:LEU:HD13	1:H:244:LEU:C	2.39	0.42
1:A:97:LEU:HD13	1:C:389:TRP:HB2	2.02	0.42
1:J:275:PHE:CG	1:J:276:VAL:N	2.87	0.42
1:H:409:TRP:HA	1:H:412:VAL:HG22	2.01	0.42

*Continued on next page...*

*Continued from previous page...*

Atom-1	Atom-2	Interatomic distance (Å)	Clash overlap (Å)
1:L:195:GLU:HG3	1:L:197:ASN:HD22	1.84	0.42
1:B:252:ASN:HD21	1:B:295:LYS:HE2	1.83	0.42
1:E:252:ASN:HD21	1:E:295:LYS:HE2	1.84	0.42
1:B:216:ASP:N	1:B:217:PRO:CD	2.82	0.42
1:G:272:ALA:O	1:H:315:LYS:HE2	2.18	0.42
1:B:65:ALA:O	1:B:69:MET:HG3	2.18	0.42
1:A:69:MET:HB3	1:A:73:GLU:HB2	2.00	0.42
1:B:170:ARG:HH12	1:B:173:PRO:HD3	1.83	0.42
1:K:313:ALA:HA	1:K:319:LEU:HD23	2.01	0.42
1:G:244:LEU:HD13	1:G:244:LEU:C	2.39	0.42
1:I:244:LEU:HD13	1:I:244:LEU:C	2.39	0.42
1:A:275:PHE:CG	1:A:276:VAL:N	2.87	0.42
1:I:252:ASN:ND2	1:I:295:LYS:HE2	2.34	0.42
1:J:393:GLU:O	1:J:397:LYS:HG3	2.19	0.42
1:C:230:PHE:HA	1:C:231:PRO:C	2.39	0.42
1:E:112:LEU:HA	1:E:115:TYR:CD2	2.54	0.42
1:G:291:TYR:HB3	1:G:294:ASN:HD22	1.85	0.42
1:H:291:TYR:HB3	1:H:294:ASN:HD22	1.85	0.42
1:E:244:LEU:HD13	1:E:244:LEU:C	2.39	0.42
1:L:254:PRO:HG2	1:L:412:VAL:HG12	2.02	0.42
1:J:66:PHE:HA	1:J:69:MET:HE2	2.01	0.42
1:K:112:LEU:HA	1:K:115:TYR:CD2	2.54	0.42
1:F:252:ASN:HD21	1:F:295:LYS:HE2	1.84	0.42
1:G:196:TRP:CD1	1:G:238:ARG:HD2	2.54	0.42
1:L:313:ALA:HA	1:L:319:LEU:HD23	2.01	0.42
1:H:266:HIS:CD2	1:I:315:LYS:O	2.64	0.42
1:E:352:GLN:HG3	1:E:353:HIS:N	2.35	0.42
1:D:393:GLU:HG2	1:D:397:LYS:HE2	2.02	0.42
1:L:1:MET:N	1:L:1:MET:CE	2.83	0.42
1:J:252:ASN:ND2	1:J:295:LYS:HE2	2.34	0.42
1:D:252:ASN:ND2	1:D:295:LYS:HE2	2.34	0.42
1:F:252:ASN:ND2	1:F:295:LYS:HE2	2.34	0.42
1:K:9:LEU:O	1:K:13:VAL:HG23	2.19	0.42
1:L:275:PHE:CG	1:L:276:VAL:N	2.88	0.42
1:G:275:PHE:CG	1:G:276:VAL:N	2.88	0.42
1:L:216:ASP:N	1:L:217:PRO:CD	2.83	0.42
1:A:151:GLU:HB3	3:A:1078:HOH:O	2.18	0.42
1:L:1:MET:N	1:L:1:MET:SD	2.86	0.42
1:J:195:GLU:HG3	1:J:197:ASN:ND2	2.35	0.42
1:E:252:ASN:ND2	1:E:295:LYS:HE2	2.35	0.42
1:J:52:VAL:O	1:J:55:VAL:HG12	2.20	0.42

*Continued on next page...*

*Continued from previous page...*

Atom-1	Atom-2	Interatomic distance (Å)	Clash overlap (Å)
1:L:252:ASN:HD21	1:L:295:LYS:HE2	1.84	0.42
1:E:313:ALA:HA	1:E:319:LEU:HD23	2.01	0.42
1:H:286:HIS:HE1	3:H:1018:HOH:O	2.01	0.42
1:H:265:VAL:O	1:I:289:ARG:HD3	2.20	0.42
1:B:323:GLY:HA3	1:B:353:HIS:ND1	2.35	0.42
1:E:275:PHE:CG	1:E:276:VAL:N	2.87	0.42
1:C:252:ASN:ND2	1:C:295:LYS:HE2	2.34	0.42
1:D:216:ASP:N	1:D:217:PRO:CD	2.83	0.42
1:E:216:ASP:N	1:E:217:PRO:CD	2.82	0.42
1:B:291:TYR:HB3	1:B:294:ASN:HD22	1.84	0.42
1:E:264:ARG:HB2	1:E:264:ARG:NH1	2.35	0.42
1:H:323:GLY:HA3	1:H:353:HIS:ND1	2.35	0.42
1:F:216:ASP:N	1:F:217:PRO:CD	2.83	0.42
1:G:313:ALA:HA	1:G:319:LEU:HD23	2.01	0.42
1:I:275:PHE:CG	1:I:276:VAL:N	2.88	0.41
1:H:252:ASN:ND2	1:H:295:LYS:HE2	2.33	0.41
1:D:145:ASP:HA	1:D:146:PRO:HD2	1.97	0.41
1:A:112:LEU:HA	1:A:115:TYR:CD2	2.54	0.41
1:L:170:ARG:HH12	1:L:173:PRO:HD3	1.84	0.41
1:B:252:ASN:ND2	1:B:295:LYS:HE2	2.34	0.41
1:B:254:PRO:HG2	1:B:412:VAL:HG12	2.02	0.41
1:A:70:SER:O	1:A:74:GLN:HG3	2.20	0.41
1:A:145:ASP:HA	1:A:146:PRO:HD2	1.98	0.41
1:E:52:VAL:O	1:E:55:VAL:HG12	2.20	0.41
1:F:25:MET:HG3	3:F:995:HOH:O	2.20	0.41
1:J:352:GLN:HG3	1:J:353:HIS:N	2.36	0.41
1:K:352:GLN:HG3	1:K:353:HIS:N	2.36	0.41
1:I:203:GLU:OE1	1:I:206:ARG:NH1	2.54	0.41
1:C:216:ASP:N	1:C:217:PRO:CD	2.83	0.41
1:D:203:GLU:OE1	1:D:206:ARG:NH1	2.53	0.41
1:C:254:PRO:HG2	1:C:412:VAL:HG12	2.02	0.41
1:G:254:PRO:HG2	1:G:412:VAL:HG12	2.02	0.41
1:J:276:VAL:CG2	1:J:277:GLY:N	2.84	0.41
1:J:145:ASP:HA	1:J:146:PRO:HD2	1.96	0.41
1:G:252:ASN:HD21	1:G:295:LYS:HE2	1.86	0.41
1:K:145:ASP:HA	1:K:146:PRO:HD2	1.96	0.41
1:H:70:SER:O	1:H:74:GLN:HG3	2.20	0.41
1:L:252:ASN:ND2	1:L:295:LYS:HE2	2.35	0.41
1:G:112:LEU:HA	1:G:115:TYR:CD2	2.55	0.41
1:H:391:VAL:HG13	1:H:391:VAL:O	2.20	0.41
1:K:385:LEU:HA	1:K:385:LEU:HD12	1.96	0.41

*Continued on next page...*

*Continued from previous page...*

Atom-1	Atom-2	Interatomic distance (Å)	Clash overlap (Å)
1:E:386:GLN:HA	1:E:386:GLN:OE1	2.21	0.41
1:G:3:ILE:HG21	1:G:9:LEU:HB2	2.03	0.41
1:C:113:GLN:NE2	1:C:116:ARG:HH11	2.18	0.41
1:D:170:ARG:HH12	1:D:173:PRO:HD3	1.85	0.41
1:B:195:GLU:HG3	1:B:197:ASN:ND2	2.35	0.41
1:I:112:LEU:HA	1:I:115:TYR:CD2	2.56	0.41
1:I:313:ALA:HA	1:I:319:LEU:HD23	2.02	0.41
1:K:52:VAL:O	1:K:55:VAL:HG12	2.21	0.41
1:E:145:ASP:HA	1:E:146:PRO:HD2	1.97	0.41
1:I:113:GLN:NE2	1:I:116:ARG:HH11	2.19	0.41
1:B:113:GLN:NE2	1:B:116:ARG:HH11	2.19	0.41
1:K:113:GLN:NE2	1:K:116:ARG:HH11	2.19	0.41
1:D:70:SER:O	1:D:74:GLN:HG3	2.21	0.41
1:A:252:ASN:ND2	1:A:295:LYS:HE2	2.35	0.41
1:G:252:ASN:ND2	1:G:295:LYS:HE2	2.36	0.41
1:E:203:GLU:OE1	1:E:206:ARG:NH1	2.54	0.41
1:E:326:TRP:HB3	1:E:327:PHE:H	1.64	0.41
1:H:216:ASP:N	1:H:217:PRO:CD	2.84	0.41
1:I:216:ASP:N	1:I:217:PRO:CD	2.83	0.41
1:A:170:ARG:HH12	1:A:173:PRO:HD3	1.85	0.41
1:F:276:VAL:CG2	1:F:277:GLY:N	2.83	0.41
1:H:97:LEU:HD13	1:I:389:TRP:HB2	2.03	0.41
1:J:216:ASP:N	1:J:217:PRO:CD	2.83	0.41
1:J:402:ASP:HA	1:J:406:ARG:HB2	2.02	0.41
1:A:291:TYR:HB3	1:A:294:ASN:HD22	1.85	0.41
1:D:315:LYS:O	1:E:266:HIS:CD2	2.63	0.40
1:K:323:GLY:HA3	1:K:353:HIS:ND1	2.35	0.40
1:E:170:ARG:HH12	1:E:173:PRO:HD3	1.85	0.40
1:J:170:ARG:HH12	1:J:173:PRO:HD3	1.85	0.40
1:C:275:PHE:CG	1:C:276:VAL:N	2.89	0.40
1:F:52:VAL:O	1:F:55:VAL:HG12	2.21	0.40
1:K:216:ASP:N	1:K:217:PRO:CD	2.84	0.40
1:L:352:GLN:HG3	1:L:353:HIS:N	2.36	0.40
1:E:113:GLN:NE2	1:E:116:ARG:HH11	2.19	0.40
1:H:203:GLU:OE1	1:H:206:ARG:NH1	2.55	0.40
1:G:326:TRP:HB3	1:G:327:PHE:H	1.66	0.40
1:L:113:GLN:NE2	1:L:116:ARG:HH11	2.19	0.40
1:F:70:SER:O	1:F:74:GLN:HG3	2.21	0.40
1:K:276:VAL:CG2	1:K:277:GLY:N	2.85	0.40
1:L:323:GLY:HA3	1:L:353:HIS:ND1	2.36	0.40
1:F:275:PHE:CG	1:F:276:VAL:N	2.88	0.40

*Continued on next page...*

Continued from previous page...

Atom-1	Atom-2	Interatomic distance (Å)	Clash overlap (Å)
1:H:275:PHE:CG	1:H:276:VAL:N	2.87	0.40
1:G:389:TRP:HB2	1:I:97:LEU:HD13	2.03	0.40
1:K:195:GLU:HG3	1:K:197:ASN:ND2	2.37	0.40

All (2) symmetry-related close contacts are listed below. The label for Atom-2 includes the symmetry operator and encoded unit-cell translations to be applied.

Atom-1	Atom-2	Interatomic distance (Å)	Clash overlap (Å)
1:B:194:ASP:OD2	1:G:233:GLU:N[1_455]	2.11	0.09
1:B:193:ASN:ND2	1:G:238:ARG:NH2[1_455]	2.17	0.03

## 5.3 Torsion angles ⓘ

### 5.3.1 Protein backbone ⓘ

In the following table, the Percentiles column shows the percent Ramachandran outliers of the chain as a percentile score with respect to all X-ray entries followed by that with respect to entries of similar resolution.

The Analysed column shows the number of residues for which the backbone conformation was analysed, and the total number of residues.

Mol	Chain	Analysed	Favoured	Allowed	Outliers	Percentiles	
1	A	411/427 (96%)	401 (98%)	9 (2%)	1 (0%)	52	48
1	B	411/427 (96%)	400 (97%)	10 (2%)	1 (0%)	52	48
1	C	411/427 (96%)	400 (97%)	10 (2%)	1 (0%)	52	48
1	D	411/427 (96%)	402 (98%)	8 (2%)	1 (0%)	52	48
1	E	411/427 (96%)	401 (98%)	8 (2%)	2 (0%)	34	26
1	F	411/427 (96%)	401 (98%)	8 (2%)	2 (0%)	34	26
1	G	411/427 (96%)	398 (97%)	10 (2%)	3 (1%)	26	19
1	H	411/427 (96%)	400 (97%)	9 (2%)	2 (0%)	34	26
1	I	411/427 (96%)	401 (98%)	7 (2%)	3 (1%)	26	19
1	J	411/427 (96%)	400 (97%)	9 (2%)	2 (0%)	34	26
1	K	411/427 (96%)	402 (98%)	7 (2%)	2 (0%)	34	26
1	L	411/427 (96%)	399 (97%)	10 (2%)	2 (0%)	34	26
All	All	4932/5124 (96%)	4805 (97%)	105 (2%)	22 (0%)	39	33



All (22) Ramachandran outliers are listed below:

Mol	Chain	Res	Type
1	A	41	ASP
1	B	41	ASP
1	C	41	ASP
1	D	41	ASP
1	E	41	ASP
1	F	41	ASP
1	G	41	ASP
1	H	41	ASP
1	I	2	SER
1	I	41	ASP
1	J	41	ASP
1	K	41	ASP
1	L	41	ASP
1	F	323	GLY
1	K	323	GLY
1	L	323	GLY
1	G	323	GLY
1	J	323	GLY
1	E	323	GLY
1	G	3	ILE
1	H	323	GLY
1	I	323	GLY

### 5.3.2 Protein sidechains [i](#)

In the following table, the Percentiles column shows the percent sidechain outliers of the chain as a percentile score with respect to all X-ray entries followed by that with respect to entries of similar resolution.

The Analysed column shows the number of residues for which the sidechain conformation was analysed, and the total number of residues.

Mol	Chain	Analysed	Rotameric	Outliers	Percentiles	
1	A	373/387 (96%)	369 (99%)	4 (1%)	80	83
1	B	373/387 (96%)	369 (99%)	4 (1%)	80	83
1	C	373/387 (96%)	368 (99%)	5 (1%)	76	79
1	D	373/387 (96%)	370 (99%)	3 (1%)	86	89
1	E	373/387 (96%)	368 (99%)	5 (1%)	76	79
1	F	373/387 (96%)	370 (99%)	3 (1%)	86	89

*Continued on next page...*

*Continued from previous page...*

Mol	Chain	Analysed	Rotameric	Outliers	Percentiles	
1	G	373/387 (96%)	369 (99%)	4 (1%)	80	83
1	H	373/387 (96%)	370 (99%)	3 (1%)	86	89
1	I	373/387 (96%)	369 (99%)	4 (1%)	80	83
1	J	373/387 (96%)	369 (99%)	4 (1%)	80	83
1	K	373/387 (96%)	370 (99%)	3 (1%)	86	89
1	L	373/387 (96%)	367 (98%)	6 (2%)	70	73
All	All	4476/4644 (96%)	4428 (99%)	48 (1%)	80	83

All (48) residues with a non-rotameric sidechain are listed below:

Mol	Chain	Res	Type
1	A	1	MET
1	A	315	LYS
1	A	355	ASP
1	A	364	TYR
1	B	315	LYS
1	B	355	ASP
1	B	364	TYR
1	B	386	GLN
1	C	6	ARG
1	C	315	LYS
1	C	355	ASP
1	C	364	TYR
1	C	391	VAL
1	D	315	LYS
1	D	355	ASP
1	D	364	TYR
1	E	4	ASN
1	E	315	LYS
1	E	355	ASP
1	E	364	TYR
1	E	385	LEU
1	F	315	LYS
1	F	355	ASP
1	F	364	TYR
1	G	315	LYS
1	G	355	ASP
1	G	364	TYR
1	G	385	LEU
1	H	315	LYS

*Continued on next page...*

*Continued from previous page...*

Mol	Chain	Res	Type
1	H	355	ASP
1	H	364	TYR
1	I	315	LYS
1	I	355	ASP
1	I	364	TYR
1	I	385	LEU
1	J	1	MET
1	J	315	LYS
1	J	355	ASP
1	J	364	TYR
1	K	315	LYS
1	K	355	ASP
1	K	364	TYR
1	L	1	MET
1	L	9	LEU
1	L	315	LYS
1	L	355	ASP
1	L	364	TYR
1	L	391	VAL

Some sidechains can be flipped to improve hydrogen bonding and reduce clashes. All (131) such sidechains are listed below:

Mol	Chain	Res	Type
1	A	15	ASN
1	A	113	GLN
1	A	144	ASN
1	A	166	HIS
1	A	235	ASN
1	A	252	ASN
1	A	266	HIS
1	A	286	HIS
1	A	293	ASN
1	A	294	ASN
1	A	335	ASN
1	B	15	ASN
1	B	49	HIS
1	B	113	GLN
1	B	144	ASN
1	B	166	HIS
1	B	235	ASN
1	B	252	ASN
1	B	266	HIS

*Continued on next page...*

*Continued from previous page...*

Mol	Chain	Res	Type
1	B	286	HIS
1	B	293	ASN
1	B	294	ASN
1	B	335	ASN
1	B	386	GLN
1	C	4	ASN
1	C	15	ASN
1	C	113	GLN
1	C	144	ASN
1	C	166	HIS
1	C	235	ASN
1	C	252	ASN
1	C	266	HIS
1	C	293	ASN
1	C	294	ASN
1	C	335	ASN
1	D	15	ASN
1	D	49	HIS
1	D	113	GLN
1	D	144	ASN
1	D	166	HIS
1	D	235	ASN
1	D	252	ASN
1	D	266	HIS
1	D	293	ASN
1	D	294	ASN
1	D	335	ASN
1	D	386	GLN
1	E	4	ASN
1	E	15	ASN
1	E	113	GLN
1	E	144	ASN
1	E	166	HIS
1	E	235	ASN
1	E	252	ASN
1	E	266	HIS
1	E	293	ASN
1	E	294	ASN
1	E	335	ASN
1	F	15	ASN
1	F	49	HIS
1	F	113	GLN

*Continued on next page...*

*Continued from previous page...*

Mol	Chain	Res	Type
1	F	144	ASN
1	F	166	HIS
1	F	235	ASN
1	F	252	ASN
1	F	266	HIS
1	F	294	ASN
1	F	335	ASN
1	G	15	ASN
1	G	113	GLN
1	G	144	ASN
1	G	166	HIS
1	G	235	ASN
1	G	252	ASN
1	G	266	HIS
1	G	293	ASN
1	G	294	ASN
1	G	335	ASN
1	G	386	GLN
1	H	15	ASN
1	H	113	GLN
1	H	144	ASN
1	H	166	HIS
1	H	235	ASN
1	H	252	ASN
1	H	266	HIS
1	H	286	HIS
1	H	293	ASN
1	H	294	ASN
1	H	335	ASN
1	I	15	ASN
1	I	113	GLN
1	I	144	ASN
1	I	166	HIS
1	I	235	ASN
1	I	252	ASN
1	I	266	HIS
1	I	293	ASN
1	I	294	ASN
1	I	335	ASN
1	J	15	ASN
1	J	113	GLN
1	J	144	ASN

*Continued on next page...*

*Continued from previous page...*

Mol	Chain	Res	Type
1	J	166	HIS
1	J	235	ASN
1	J	252	ASN
1	J	266	HIS
1	J	293	ASN
1	J	294	ASN
1	J	335	ASN
1	K	15	ASN
1	K	113	GLN
1	K	144	ASN
1	K	166	HIS
1	K	235	ASN
1	K	252	ASN
1	K	266	HIS
1	K	293	ASN
1	K	294	ASN
1	K	335	ASN
1	L	15	ASN
1	L	113	GLN
1	L	144	ASN
1	L	166	HIS
1	L	235	ASN
1	L	252	ASN
1	L	266	HIS
1	L	286	HIS
1	L	293	ASN
1	L	294	ASN
1	L	335	ASN

### 5.3.3 RNA ⓘ

There are no RNA molecules in this entry.

### 5.4 Non-standard residues in protein, DNA, RNA chains ⓘ

There are no non-standard protein/DNA/RNA residues in this entry.

### 5.5 Carbohydrates ⓘ

There are no carbohydrates in this entry.

## 5.6 Ligand geometry

Of 16 ligands modelled in this entry, 16 are monoatomic - leaving 0 for Mogul analysis.

There are no bond length outliers.

There are no bond angle outliers.

There are no chirality outliers.

There are no torsion outliers.

There are no ring outliers.

No monomer is involved in short contacts.

## 5.7 Other polymers

There are no such residues in this entry.

## 5.8 Polymer linkage issues

There are no chain breaks in this entry.

## 6 Fit of model and data ⓘ

### 6.1 Protein, DNA and RNA chains ⓘ

In the following table, the column labelled ‘#RSRZ> 2’ contains the number (and percentage) of RSRZ outliers, followed by percent RSRZ outliers for the chain as percentile scores relative to all X-ray entries and entries of similar resolution. The OWAB column contains the minimum, median, 95<sup>th</sup> percentile and maximum values of the occupancy-weighted average B-factor per residue. The column labelled ‘Q< 0.9’ lists the number of (and percentage) of residues with an average occupancy less than 0.9.

Mol	Chain	Analysed	<RSRZ>	#RSRZ>2	OWAB(Å <sup>2</sup> )	Q<0.9
1	A	413/427 (96%)	0.06	9 (2%) 65 66	17, 32, 53, 62	0
1	B	413/427 (96%)	0.00	11 (2%) 58 58	16, 27, 51, 59	0
1	C	413/427 (96%)	-0.00	11 (2%) 58 58	17, 32, 54, 61	0
1	D	413/427 (96%)	0.11	7 (1%) 73 73	18, 33, 54, 61	0
1	E	413/427 (96%)	0.11	12 (2%) 55 56	19, 34, 54, 64	0
1	F	413/427 (96%)	0.14	21 (5%) 32 33	18, 33, 54, 62	0
1	G	413/427 (96%)	-0.06	7 (1%) 73 73	19, 32, 51, 58	0
1	H	413/427 (96%)	0.01	8 (1%) 70 70	20, 33, 53, 60	0
1	I	413/427 (96%)	0.08	12 (2%) 55 56	19, 33, 54, 63	0
1	J	413/427 (96%)	0.17	14 (3%) 49 50	22, 38, 55, 61	0
1	K	413/427 (96%)	0.21	25 (6%) 25 26	22, 35, 56, 63	0
1	L	413/427 (96%)	0.02	10 (2%) 62 63	19, 34, 54, 60	0
All	All	4956/5124 (96%)	0.07	147 (2%) 54 55	16, 33, 54, 64	0

All (147) RSRZ outliers are listed below:

Mol	Chain	Res	Type	RSRZ
1	E	1	MET	8.7
1	J	1	MET	8.6
1	I	1	MET	7.6
1	A	1	MET	7.3
1	H	1	MET	7.2
1	G	1	MET	6.9
1	F	1	MET	6.3
1	K	1	MET	6.1
1	L	1	MET	5.5
1	B	191	LYS	5.4
1	C	1	MET	5.3

*Continued on next page...*



*Continued from previous page...*

Mol	Chain	Res	Type	RSRZ
1	I	3	ILE	4.6
1	I	194	ASP	4.4
1	J	2	SER	4.3
1	I	191	LYS	4.1
1	F	413	GLY	3.8
1	J	194	ASP	3.8
1	J	191	LYS	3.8
1	I	183	HIS	3.8
1	G	150	ASN	3.6
1	E	194	ASP	3.6
1	C	191	LYS	3.5
1	B	194	ASP	3.5
1	I	195	GLU	3.5
1	C	198	GLU	3.4
1	K	68	ALA	3.4
1	E	150	ASN	3.3
1	J	4	ASN	3.3
1	H	68	ALA	3.3
1	I	2	SER	3.3
1	B	195	GLU	3.3
1	K	153	ILE	3.3
1	B	183	HIS	3.2
1	B	192	VAL	3.2
1	J	68	ALA	3.2
1	F	152	ARG	3.1
1	K	194	ASP	3.1
1	K	200	SER	3.1
1	K	413	GLY	3.1
1	J	3	ILE	3.1
1	K	191	LYS	3.1
1	H	150	ASN	3.0
1	I	193	ASN	3.0
1	C	195	GLU	3.0
1	F	156	LEU	3.0
1	A	120	ALA	3.0
1	B	150	ASN	3.0
1	E	160	GLN	3.0
1	K	159	LYS	3.0
1	K	160	GLN	3.0
1	E	121	LYS	3.0
1	J	150	ASN	2.9
1	B	182	LYS	2.9

*Continued on next page...*

*Continued from previous page...*

Mol	Chain	Res	Type	RSRZ
1	K	195	GLU	2.9
1	L	160	GLN	2.8
1	K	251	HIS	2.8
1	F	154	SER	2.8
1	A	121	LYS	2.8
1	H	197	ASN	2.8
1	B	186	ARG	2.8
1	K	204	VAL	2.8
1	E	195	GLU	2.7
1	E	152	ARG	2.7
1	F	264	ARG	2.7
1	L	153	ILE	2.7
1	A	194	ASP	2.6
1	K	72	ARG	2.6
1	L	159	LYS	2.6
1	B	189	GLY	2.6
1	C	367	HIS	2.6
1	J	188	TRP	2.6
1	K	188	TRP	2.6
1	I	180	GLN	2.6
1	H	264	ARG	2.5
1	F	150	ASN	2.5
1	D	1	MET	2.5
1	A	192	VAL	2.5
1	A	264	ARG	2.5
1	K	113	GLN	2.5
1	I	4	ASN	2.5
1	C	126	GLU	2.5
1	E	158	GLY	2.5
1	D	183	HIS	2.5
1	D	191	LYS	2.5
1	C	150	ASN	2.4
1	F	153	ILE	2.4
1	J	67	TRP	2.4
1	L	264	ARG	2.4
1	L	68	ALA	2.4
1	C	213	GLU	2.4
1	E	159	LYS	2.4
1	J	186	ARG	2.4
1	K	158	GLY	2.4
1	F	195	GLU	2.4
1	F	197	ASN	2.4

*Continued on next page...*

*Continued from previous page...*

Mol	Chain	Res	Type	RSRZ
1	L	194	ASP	2.3
1	L	150	ASN	2.3
1	J	196	TRP	2.3
1	C	15	ASN	2.3
1	B	187	ASP	2.3
1	K	156	LEU	2.3
1	K	114	VAL	2.3
1	F	185	LEU	2.3
1	C	194	ASP	2.3
1	D	68	ALA	2.3
1	F	183	HIS	2.3
1	F	72	ARG	2.2
1	F	194	ASP	2.2
1	K	193	ASN	2.2
1	G	195	GLU	2.2
1	H	2	SER	2.2
1	D	186	ARG	2.2
1	G	72	ARG	2.2
1	H	121	LYS	2.2
1	L	121	LYS	2.2
1	A	183	HIS	2.2
1	I	120	ALA	2.2
1	F	192	VAL	2.2
1	D	67	TRP	2.1
1	E	196	TRP	2.1
1	J	197	ASN	2.1
1	F	68	ALA	2.1
1	I	367	HIS	2.1
1	G	152	ARG	2.1
1	L	64	GLU	2.1
1	E	267	PRO	2.1
1	G	194	ASP	2.1
1	F	37	ILE	2.1
1	K	264	ARG	2.1
1	K	192	VAL	2.1
1	G	153	ILE	2.1
1	K	150	ASN	2.1
1	E	180	GLN	2.1
1	F	204	VAL	2.1
1	J	201	ILE	2.1
1	B	193	ASN	2.1
1	K	180	GLN	2.1

*Continued on next page...*

*Continued from previous page...*

Mol	Chain	Res	Type	RSRZ
1	K	147	PHE	2.1
1	F	187	ASP	2.1
1	F	213	GLU	2.0
1	K	213	GLU	2.0
1	F	191	LYS	2.0
1	C	264	ARG	2.0
1	D	152	ARG	2.0
1	A	195	GLU	2.0
1	A	153	ILE	2.0
1	H	153	ILE	2.0

## 6.2 Non-standard residues in protein, DNA, RNA chains [i](#)

There are no non-standard protein/DNA/RNA residues in this entry.

## 6.3 Carbohydrates [i](#)

There are no carbohydrates in this entry.

## 6.4 Ligands [i](#)

In the following table, the Atoms column lists the number of modelled atoms in the group and the number defined in the chemical component dictionary. LLDF column lists the quality of electron density of the group with respect to its neighbouring residues in protein, DNA or RNA chains. The B-factors column lists the minimum, median, 95<sup>th</sup> percentile and maximum values of B factors of atoms in the group. The column labelled 'Q< 0.9' lists the number of atoms with occupancy less than 0.9.

Mol	Type	Chain	Res	Atoms	RSCC	RSR	LLDF	B-factors(Å <sup>2</sup> )	Q<0.9
2	ZN	K	991	1/1	0.81	0.09	-2.46	66,66,66,66	0
2	ZN	H	995	1/1	0.96	0.11	-2.55	57,57,57,57	0
2	ZN	J	990	1/1	0.84	0.10	-3.07	75,75,75,75	0
2	ZN	E	985	1/1	0.95	0.07	-3.41	70,70,70,70	0
2	ZN	J	996	1/1	0.90	0.08	-3.67	60,60,60,60	0
2	ZN	F	986	1/1	0.90	0.07	-4.56	64,64,64,64	0
2	ZN	B	982	1/1	0.98	0.04	-4.74	51,51,51,51	0
2	ZN	G	987	1/1	0.96	0.05	-5.40	58,58,58,58	0
2	ZN	I	989	1/1	0.91	0.05	-5.45	62,62,62,62	0
2	ZN	A	981	1/1	0.95	0.04	-5.87	62,62,62,62	0
2	ZN	A	993	1/1	0.97	0.05	-6.20	51,51,51,51	0

*Continued on next page...*

*Continued from previous page...*

Mol	Type	Chain	Res	Atoms	RSCC	RSR	LLDF	B-factors( $\text{\AA}^2$ )	Q<0.9
2	ZN	D	994	1/1	0.97	0.10	-6.51	55,55,55,55	0
2	ZN	C	983	1/1	0.97	0.03	-	67,67,67,67	0
2	ZN	D	984	1/1	0.85	0.07	-	63,63,63,63	0
2	ZN	L	992	1/1	0.94	0.04	-	62,62,62,62	0
2	ZN	H	988	1/1	0.90	0.06	-	60,60,60,60	0

## 6.5 Other polymers [i](#)

There are no such residues in this entry.