



Full wwPDB X-ray Structure Validation Report ⓘ

Jan 31, 2016 – 09:42 PM GMT

PDB ID : 1Q5R
Title : The Rhodococcus 20S proteasome with unprocessed pro-peptides
Authors : Kwon, Y.D.; Nagy, I.; Adams, P.D.; Baumeister, W.; Jap, B.K.
Deposited on : 2003-08-08
Resolution : 3.10 Å(reported)

This is a Full wwPDB X-ray Structure Validation Report for a publicly released PDB entry.
We welcome your comments at validation@mail.wwpdb.org
A user guide is available at
<http://wwpdb.org/validation/2016/XrayValidationReportHelp>
with specific help available everywhere you see the ⓘ symbol.

The following versions of software and data (see [references ⓘ](#)) were used in the production of this report:

MolProbity : 4.02b-467
Mogul : 1.7 (RC4), CSD as536be (2015)
Xtriage (Phenix) : **NOT EXECUTED**
EDS : **NOT EXECUTED**
Percentile statistics : 20151230.v01 (using entries in the PDB archive December 30th 2015)
Ideal geometry (proteins) : Engh & Huber (2001)
Ideal geometry (DNA, RNA) : Parkinson et al. (1996)
Validation Pipeline (wwPDB-VP) : trunk26865

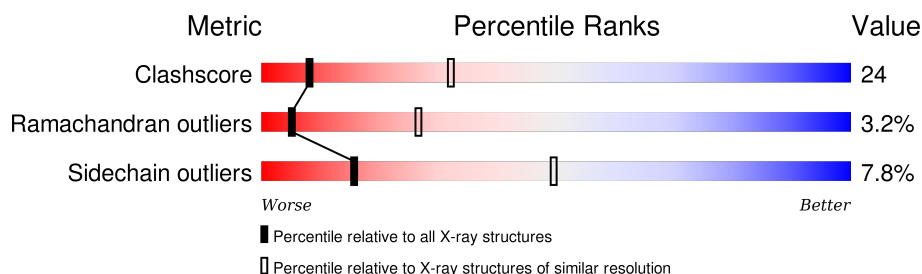
1 Overall quality at a glance

The following experimental techniques were used to determine the structure:

X-RAY DIFFRACTION

The reported resolution of this entry is 3.10 Å.

Percentile scores (ranging between 0-100) for global validation metrics of the entry are shown in the following graphic. The table shows the number of entries on which the scores are based.



Metric	Whole archive (#Entries)	Similar resolution (#Entries, resolution range(Å))
Clashscore	102246	1222 (3.14-3.06)
Ramachandran outliers	100387	1174 (3.14-3.06)
Sidechain outliers	100360	1174 (3.14-3.06)

The table below summarises the geometric issues observed across the polymeric chains and their fit to the electron density. The red, orange, yellow and green segments on the lower bar indicate the fraction of residues that contain outliers for ≥ 3 , 2, 1 and 0 types of geometric quality criteria. A grey segment represents the fraction of residues that are not modelled. The numeric value for each fraction is indicated below the corresponding segment, with a dot representing fractions $\leq 5\%$. The upper red bar (where present) indicates the fraction of residues that have poor fit to the electron density. The numeric value is given above the bar.

Note EDS was not executed.

Mol	Chain	Length	Quality of chain
1	A	259	<div> <div>45%</div> <div>34%</div> <div>5%</div> <div>15%</div> </div>
1	B	259	<div> <div>47%</div> <div>31%</div> <div>6%</div> <div>15%</div> </div>
1	C	259	<div> <div>47%</div> <div>31%</div> <div>6%</div> <div>15%</div> </div>
1	D	259	<div> <div>46%</div> <div>33%</div> <div>5%</div> <div>15%</div> </div>
1	E	259	<div> <div>48%</div> <div>30%</div> <div>6%</div> <div>15%</div> </div>
1	F	259	<div> <div>49%</div> <div>30%</div> <div>6%</div> <div>15%</div> </div>
1	G	259	<div> <div>46%</div> <div>34%</div> <div>5%</div> <div>15%</div> </div>

Continued on next page...

Continued from previous page...

Mol	Chain	Length	Quality of chain
2	H	294	
2	I	294	
2	J	294	
2	K	294	
2	L	294	
2	M	294	
2	N	294	

2 Entry composition

There are 3 unique types of molecules in this entry. The entry contains 25013 atoms, of which 0 are hydrogens and 0 are deuteriums.

In the tables below, the ZeroOcc column contains the number of atoms modelled with zero occupancy, the AltConf column contains the number of residues with at least one atom in alternate conformation and the Trace column contains the number of residues modelled with at most 2 atoms.

- Molecule 1 is a protein called proteasome alpha-type subunit 1.

Mol	Chain	Residues	Atoms					ZeroOcc	AltConf	Trace
1	A	219	Total	C	N	O	S	0	0	0
			1695	1057	312	321	5			
1	B	219	Total	C	N	O	S	0	0	0
			1695	1057	312	321	5			
1	C	219	Total	C	N	O	S	0	0	0
			1695	1057	312	321	5			
1	D	219	Total	C	N	O	S	0	0	0
			1695	1057	312	321	5			
1	E	219	Total	C	N	O	S	0	0	0
			1695	1057	312	321	5			
1	F	219	Total	C	N	O	S	0	0	0
			1695	1057	312	321	5			
1	G	219	Total	C	N	O	S	0	0	0
			1695	1057	312	321	5			

There are 49 discrepancies between the modelled and reference sequences:

Chain	Residue	Modelled	Actual	Comment	Reference
A	1	MET	-	INITIATING METHIONINE	UNP Q53080
A	2	HIS	-	EXPRESSION TAG	UNP Q53080
A	3	HIS	-	EXPRESSION TAG	UNP Q53080
A	4	HIS	-	EXPRESSION TAG	UNP Q53080
A	5	HIS	-	EXPRESSION TAG	UNP Q53080
A	6	HIS	-	EXPRESSION TAG	UNP Q53080
A	7	HIS	-	EXPRESSION TAG	UNP Q53080
B	1	MET	-	INITIATING METHIONINE	UNP Q53080
B	2	HIS	-	EXPRESSION TAG	UNP Q53080
B	3	HIS	-	EXPRESSION TAG	UNP Q53080
B	4	HIS	-	EXPRESSION TAG	UNP Q53080
B	5	HIS	-	EXPRESSION TAG	UNP Q53080
B	6	HIS	-	EXPRESSION TAG	UNP Q53080
B	7	HIS	-	EXPRESSION TAG	UNP Q53080
C	1	MET	-	INITIATING METHIONINE	UNP Q53080

Continued on next page...

Continued from previous page...

Chain	Residue	Modelled	Actual	Comment	Reference
C	2	HIS	-	EXPRESSION TAG	UNP Q53080
C	3	HIS	-	EXPRESSION TAG	UNP Q53080
C	4	HIS	-	EXPRESSION TAG	UNP Q53080
C	5	HIS	-	EXPRESSION TAG	UNP Q53080
C	6	HIS	-	EXPRESSION TAG	UNP Q53080
C	7	HIS	-	EXPRESSION TAG	UNP Q53080
D	1	MET	-	INITIATING METHIONINE	UNP Q53080
D	2	HIS	-	EXPRESSION TAG	UNP Q53080
D	3	HIS	-	EXPRESSION TAG	UNP Q53080
D	4	HIS	-	EXPRESSION TAG	UNP Q53080
D	5	HIS	-	EXPRESSION TAG	UNP Q53080
D	6	HIS	-	EXPRESSION TAG	UNP Q53080
D	7	HIS	-	EXPRESSION TAG	UNP Q53080
E	1	MET	-	INITIATING METHIONINE	UNP Q53080
E	2	HIS	-	EXPRESSION TAG	UNP Q53080
E	3	HIS	-	EXPRESSION TAG	UNP Q53080
E	4	HIS	-	EXPRESSION TAG	UNP Q53080
E	5	HIS	-	EXPRESSION TAG	UNP Q53080
E	6	HIS	-	EXPRESSION TAG	UNP Q53080
E	7	HIS	-	EXPRESSION TAG	UNP Q53080
F	1	MET	-	INITIATING METHIONINE	UNP Q53080
F	2	HIS	-	EXPRESSION TAG	UNP Q53080
F	3	HIS	-	EXPRESSION TAG	UNP Q53080
F	4	HIS	-	EXPRESSION TAG	UNP Q53080
F	5	HIS	-	EXPRESSION TAG	UNP Q53080
F	6	HIS	-	EXPRESSION TAG	UNP Q53080
F	7	HIS	-	EXPRESSION TAG	UNP Q53080
G	1	MET	-	INITIATING METHIONINE	UNP Q53080
G	2	HIS	-	EXPRESSION TAG	UNP Q53080
G	3	HIS	-	EXPRESSION TAG	UNP Q53080
G	4	HIS	-	EXPRESSION TAG	UNP Q53080
G	5	HIS	-	EXPRESSION TAG	UNP Q53080
G	6	HIS	-	EXPRESSION TAG	UNP Q53080
G	7	HIS	-	EXPRESSION TAG	UNP Q53080

- Molecule 2 is a protein called proteasome beta-type subunit 1.

Mol	Chain	Residues	Atoms					ZeroOcc	AltConf	Trace
2	H	251	Total	C	N	O	S	0	0	0
			1864	1164	323	375	2			
2	I	251	Total	C	N	O	S	0	0	0
			1864	1164	323	375	2			

Continued on next page...

Continued from previous page...

Mol	Chain	Residues	Atoms					ZeroOcc	AltConf	Trace
2	J	251	Total	C	N	O	S	0	0	0
			1864	1164	323	375	2			
2	K	251	Total	C	N	O	S	0	0	0
			1864	1164	323	375	2			
2	L	251	Total	C	N	O	S	0	0	0
			1864	1164	323	375	2			
2	M	251	Total	C	N	O	S	0	0	0
			1864	1164	323	375	2			
2	N	251	Total	C	N	O	S	0	0	0
			1864	1164	323	375	2			

There are 7 discrepancies between the modelled and reference sequences:

Chain	Residue	Modelled	Actual	Comment	Reference
H	-63	ALA	LYS	ENGINEERED	UNP Q53079
I	-63	ALA	LYS	ENGINEERED	UNP Q53079
J	-63	ALA	LYS	ENGINEERED	UNP Q53079
K	-63	ALA	LYS	ENGINEERED	UNP Q53079
L	-63	ALA	LYS	ENGINEERED	UNP Q53079
M	-63	ALA	LYS	ENGINEERED	UNP Q53079
N	-63	ALA	LYS	ENGINEERED	UNP Q53079

- Molecule 3 is water.

Mol	Chain	Residues	Atoms		ZeroOcc	AltConf
3	A	4	Total	O	0	0
			4	4		
3	B	5	Total	O	0	0
			5	5		
3	C	3	Total	O	0	0
			3	3		
3	D	6	Total	O	0	0
			6	6		
3	E	5	Total	O	0	0
			5	5		
3	F	2	Total	O	0	0
			2	2		
3	G	1	Total	O	0	0
			1	1		
3	H	13	Total	O	0	0
			13	13		
3	I	14	Total	O	0	0
			14	14		

Continued on next page...

Continued from previous page...

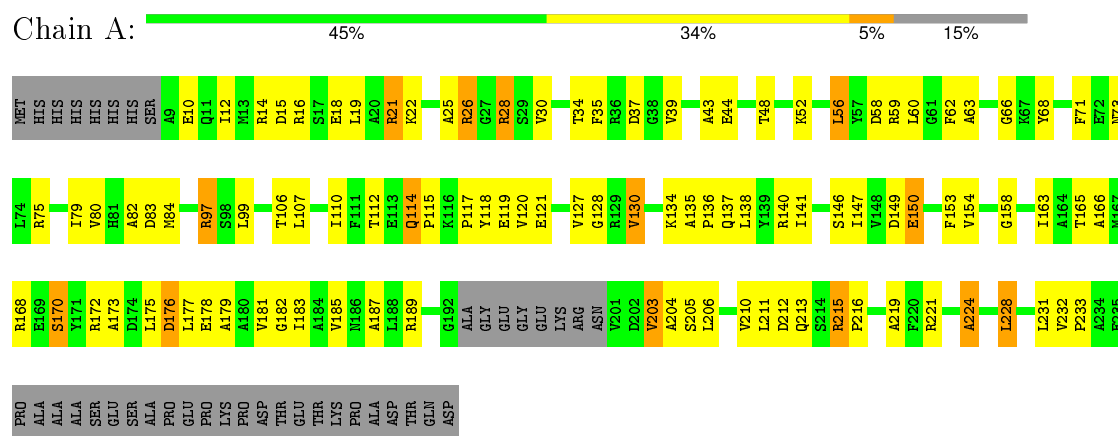
Mol	Chain	Residues	Atoms		ZeroOcc	AltConf
3	J	13	Total 13	O 13	0	0
3	K	8	Total 8	O 8	0	0
3	L	12	Total 12	O 12	0	0
3	M	6	Total 6	O 6	0	0
3	N	8	Total 8	O 8	0	0

3 Residue-property plots

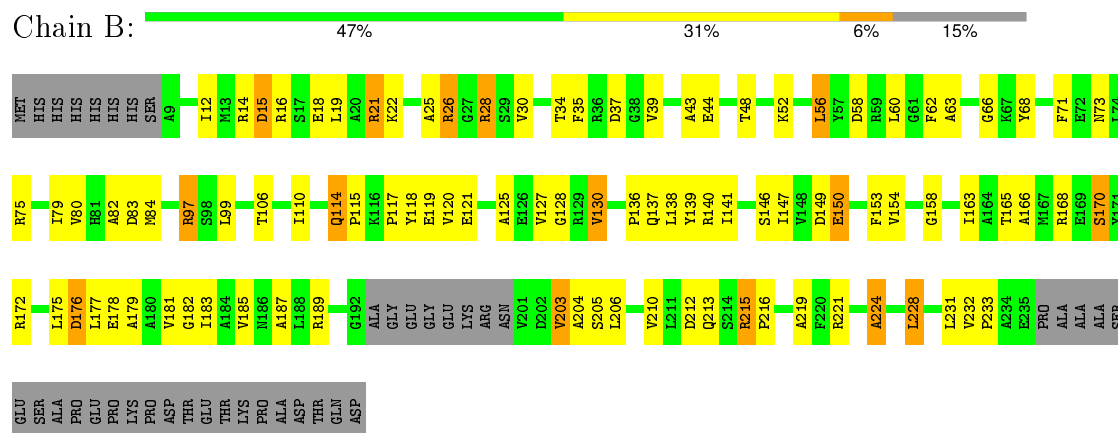
These plots are drawn for all protein, RNA and DNA chains in the entry. The first graphic for a chain summarises the proportions of errors displayed in the second graphic. The second graphic shows the sequence view annotated by issues in geometry and electron density. Residues are color-coded according to the number of geometric quality criteria for which they contain at least one outlier: green = 0, yellow = 1, orange = 2 and red = 3 or more. A red dot above a residue indicates a poor fit to the electron density ($RSRZ > 2$). Stretches of 2 or more consecutive residues without any outlier are shown as a green connector. Residues present in the sample, but not in the model, are shown in grey.

Note EDS was not executed.

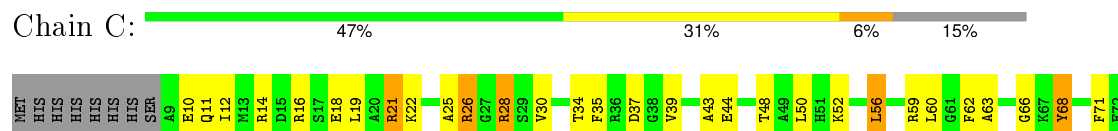
- Molecule 1: proteasome alpha-type subunit 1



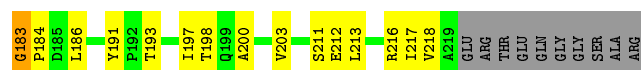
- Molecule 1: proteasome alpha-type subunit 1



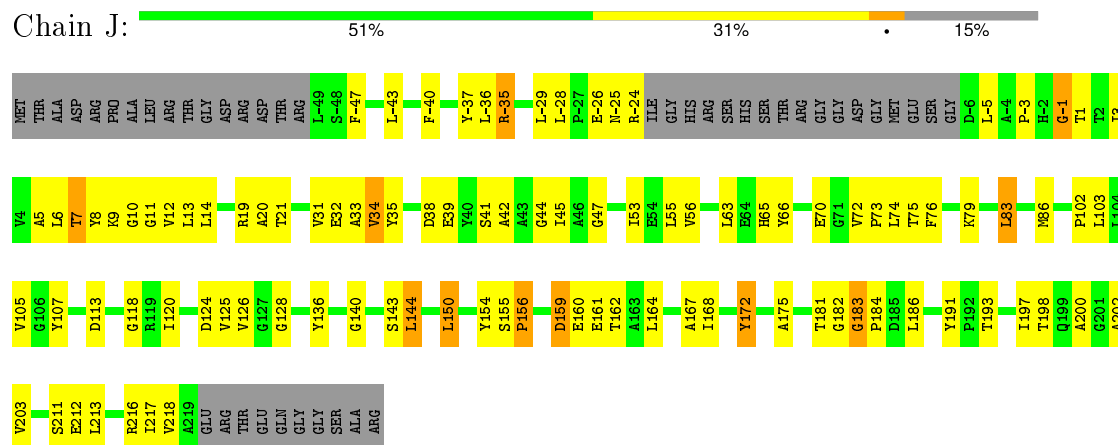
- Molecule 1: proteasome alpha-type subunit 1



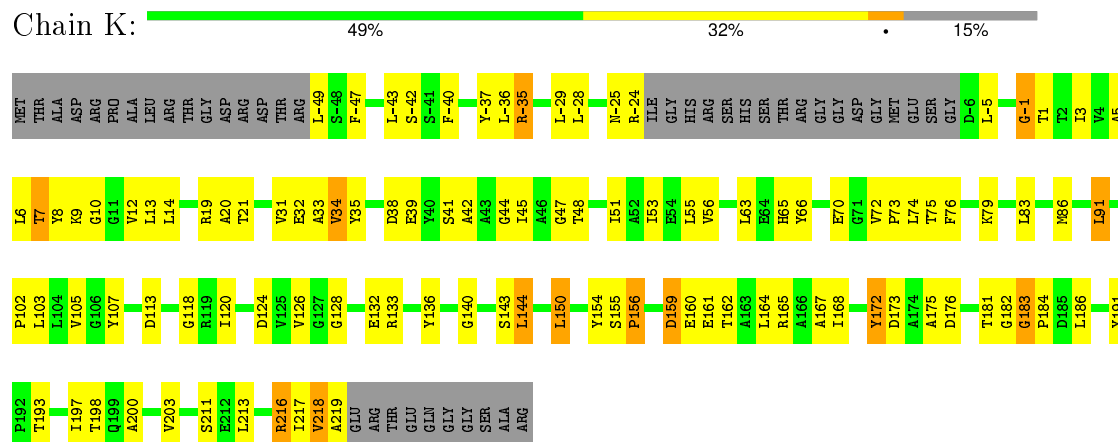




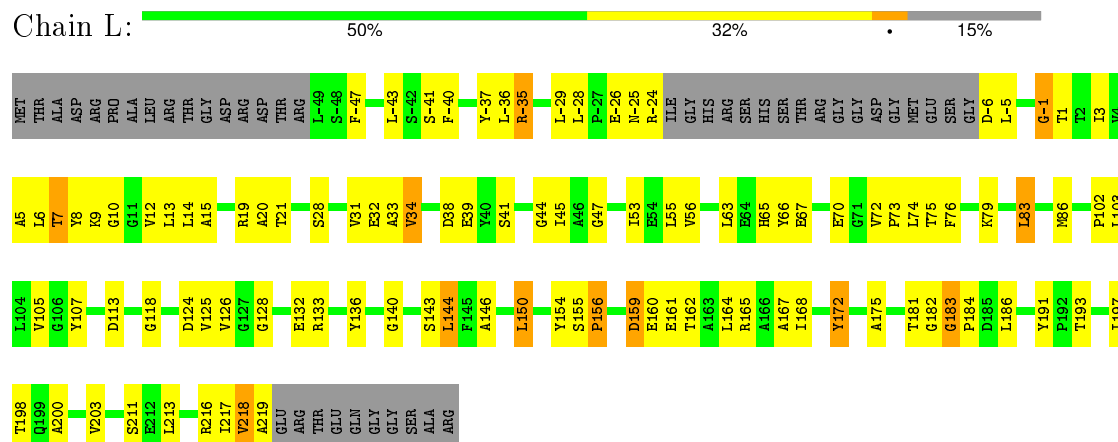
- Molecule 2: proteasome beta-type subunit 1



- Molecule 2: proteasome beta-type subunit 1

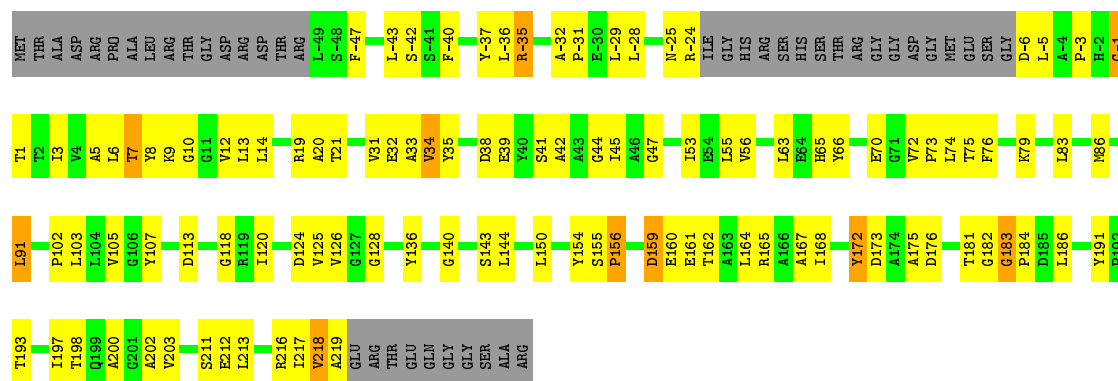


- Molecule 2: proteasome beta-type subunit 1



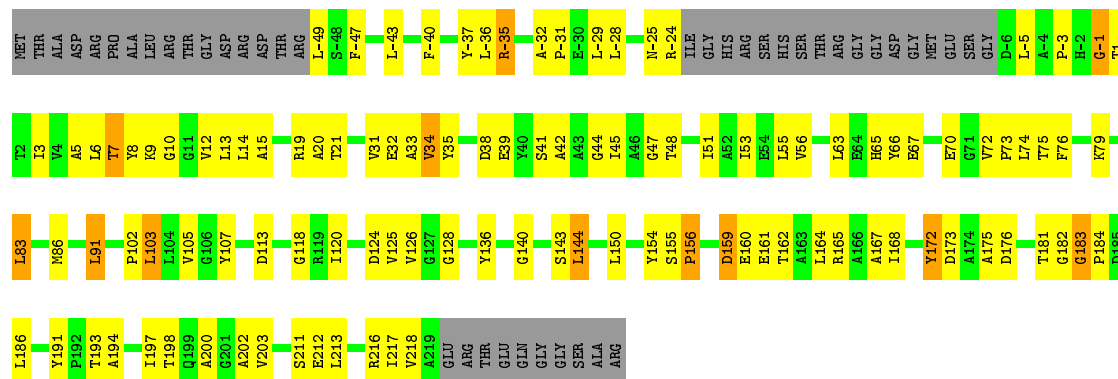
- Molecule 2: proteasome beta-type subunit 1

Chain M:



- Molecule 2: proteasome beta-type subunit 1

Chain N:



4 Data and refinement statistics

Xtriage (Phenix) and EDS were not executed - this section will therefore be incomplete.

Property	Value	Source
Space group	C 2 2 21	Depositor
Cell constants a, b, c, α , β , γ	152.09 Å 212.37 Å 250.21 Å 90.00° 90.00° 90.00°	Depositor
Resolution (Å)	19.96 – 3.10	Depositor
% Data completeness (in resolution range)	88.7 (19.96-3.10)	Depositor
R_{merge}	0.08	Depositor
R_{sym}	(Not available)	Depositor
Refinement program	CNS 1.1	Depositor
R, R_{free}	0.229 , 0.246	Depositor
Estimated twinning fraction	No twinning to report.	Xtriage
Total number of atoms	25013	wwPDB-VP
Average B, all atoms (Å ²)	54.0	wwPDB-VP

5 Model quality [i](#)

5.1 Standard geometry [i](#)

The Z score for a bond length (or angle) is the number of standard deviations the observed value is removed from the expected value. A bond length (or angle) with $|Z| > 5$ is considered an outlier worth inspection. RMSZ is the root-mean-square of all Z scores of the bond lengths (or angles).

Mol	Chain	Bond lengths		Bond angles	
		RMSZ	# Z >5	RMSZ	# Z >5
1	A	0.45	0/1720	0.64	0/2325
1	B	0.44	0/1720	0.64	0/2325
1	C	0.45	0/1720	0.64	0/2325
1	D	0.44	0/1720	0.63	0/2325
1	E	0.44	0/1720	0.63	0/2325
1	F	0.45	0/1720	0.64	0/2325
1	G	0.46	0/1720	0.64	0/2325
2	H	0.53	0/1892	0.72	0/2569
2	I	0.52	0/1892	0.72	0/2569
2	J	0.52	0/1892	0.72	0/2569
2	K	0.52	0/1892	0.72	0/2569
2	L	0.51	0/1892	0.72	0/2569
2	M	0.52	0/1892	0.71	0/2569
2	N	0.52	0/1892	0.72	0/2569
All	All	0.49	0/25284	0.68	0/34258

There are no bond length outliers.

There are no bond angle outliers.

There are no chirality outliers.

There are no planarity outliers.

5.2 Too-close contacts [i](#)

In the following table, the Non-H and H(model) columns list the number of non-hydrogen atoms and hydrogen atoms in the chain respectively. The H(added) column lists the number of hydrogen atoms added and optimized by MolProbity. The Clashes column lists the number of clashes within the asymmetric unit, whereas Symm-Clashes lists symmetry related clashes.

Mol	Chain	Non-H	H(model)	H(added)	Clashes	Symm-Clashes
1	A	1695	0	1693	110	0
1	B	1695	0	1693	105	0

Continued on next page...

Continued from previous page...

Mol	Chain	Non-H	H(model)	H(added)	Clashes	Symm-Clashes
1	C	1695	0	1693	104	1
1	D	1695	0	1693	103	0
1	E	1695	0	1693	93	0
1	F	1695	0	1693	99	0
1	G	1695	0	1693	103	0
2	H	1864	0	1837	88	0
2	I	1864	0	1837	79	0
2	J	1864	0	1837	75	0
2	K	1864	0	1837	78	0
2	L	1864	0	1837	78	0
2	M	1864	0	1837	76	0
2	N	1864	0	1837	84	0
3	A	4	0	0	0	0
3	B	5	0	0	1	0
3	C	3	0	0	3	0
3	D	6	0	0	4	0
3	E	5	0	0	1	0
3	F	2	0	0	1	0
3	G	1	0	0	0	0
3	H	13	0	0	3	0
3	I	14	0	0	3	0
3	J	13	0	0	0	0
3	K	8	0	0	2	0
3	L	12	0	0	3	0
3	M	6	0	0	2	0
3	N	8	0	0	1	0
All	All	25013	0	24710	1216	1

The all-atom clashscore is defined as the number of clashes found per 1000 atoms (including hydrogen atoms). The all-atom clashscore for this structure is 24.

All (1216) close contacts within the same asymmetric unit are listed below, sorted by their clash magnitude.

Atom-1	Atom-2	Interatomic distance (Å)	Clash overlap (Å)
2:M:219:ALA:HA	3:M:231:HOH:O	1.59	1.02
2:I:-35:ARG:HH11	2:I:-35:ARG:HB2	1.26	0.97
2:L:-35:ARG:HH11	2:L:-35:ARG:HB2	1.29	0.97
2:N:-35:ARG:HB2	2:N:-35:ARG:HH11	1.28	0.97
2:M:-35:ARG:HH11	2:M:-35:ARG:HB2	1.30	0.96
2:H:-35:ARG:HH11	2:H:-35:ARG:HB2	1.27	0.96
2:J:-35:ARG:HB2	2:J:-35:ARG:HH11	1.29	0.95

Continued on next page...

Continued from previous page...

Atom-1	Atom-2	Interatomic distance (Å)	Clash overlap (Å)
2:K:-35:ARG:HB2	2:K:-35:ARG:HH11	1.30	0.94
1:A:141:ILE:HG13	1:A:147:ILE:HG22	1.51	0.92
1:D:141:ILE:HG13	1:D:147:ILE:HG22	1.52	0.91
1:F:114:GLN:HG3	1:F:115:PRO:HD2	1.53	0.91
1:E:141:ILE:HG13	1:E:147:ILE:HG22	1.54	0.90
1:C:114:GLN:HG3	1:C:115:PRO:HD2	1.53	0.90
1:G:141:ILE:HG13	1:G:147:ILE:HG22	1.52	0.90
1:C:141:ILE:HG13	1:C:147:ILE:HG22	1.52	0.90
1:B:141:ILE:HG13	1:B:147:ILE:HG22	1.52	0.89
1:F:141:ILE:HG13	1:F:147:ILE:HG22	1.54	0.88
1:A:114:GLN:HG3	1:A:115:PRO:HD2	1.57	0.87
1:B:114:GLN:HG3	1:B:115:PRO:HD2	1.57	0.87
1:G:114:GLN:HG3	1:G:115:PRO:HD2	1.55	0.86
1:D:114:GLN:HG3	1:D:115:PRO:HD2	1.58	0.84
2:K:216:ARG:HB2	2:K:216:ARG:HH11	1.40	0.84
2:N:216:ARG:HH11	2:N:216:ARG:HB2	1.43	0.83
2:L:216:ARG:HH11	2:L:216:ARG:HB2	1.44	0.83
1:E:114:GLN:HG3	1:E:115:PRO:HD2	1.59	0.82
2:I:216:ARG:HH11	2:I:216:ARG:HB2	1.45	0.82
2:H:216:ARG:HH11	2:H:216:ARG:HB2	1.43	0.81
2:I:175:ALA:HB2	2:I:183:GLY:H	1.46	0.80
2:M:216:ARG:HB2	2:M:216:ARG:HH11	1.46	0.80
2:H:175:ALA:HB2	2:H:183:GLY:H	1.47	0.80
2:K:175:ALA:HB1	2:K:182:GLY:HA2	1.64	0.80
1:E:56:LEU:HD13	1:E:99:LEU:HD22	1.64	0.79
1:E:165:THR:HG22	1:E:168:ARG:HE	1.47	0.79
2:J:216:ARG:HB2	2:J:216:ARG:HH11	1.48	0.79
1:A:165:THR:HG22	1:A:168:ARG:HE	1.48	0.79
2:M:175:ALA:HB2	2:M:183:GLY:H	1.47	0.79
2:M:175:ALA:HB1	2:M:182:GLY:HA2	1.65	0.79
1:F:25:ALA:O	1:F:158:GLY:HA2	1.83	0.79
1:E:30:VAL:HG22	1:E:43:ALA:HB1	1.66	0.78
2:J:175:ALA:HB2	2:J:183:GLY:H	1.47	0.78
2:N:213:LEU:O	2:N:217:ILE:HG13	1.84	0.78
1:A:30:VAL:HG22	1:A:43:ALA:HB1	1.66	0.78
2:N:175:ALA:HB2	2:N:183:GLY:H	1.47	0.78
2:I:213:LEU:O	2:I:217:ILE:HG13	1.84	0.78
1:E:203:VAL:HG22	1:E:204:ALA:H	1.49	0.78
2:K:213:LEU:O	2:K:217:ILE:HG13	1.84	0.78
1:F:56:LEU:HD13	1:F:99:LEU:HD22	1.66	0.78
2:N:175:ALA:HB1	2:N:182:GLY:HA2	1.66	0.77

Continued on next page...

Continued from previous page...

Atom-1	Atom-2	Interatomic distance (Å)	Clash overlap (Å)
2:H:213:LEU:O	2:H:217:ILE:HG13	1.83	0.77
2:L:175:ALA:HB2	2:L:183:GLY:H	1.49	0.77
1:B:165:THR:HG22	1:B:168:ARG:HE	1.48	0.77
2:I:175:ALA:HB1	2:I:182:GLY:HA2	1.67	0.77
2:J:175:ALA:HB1	2:J:182:GLY:HA2	1.65	0.77
1:F:203:VAL:HG22	1:F:204:ALA:H	1.49	0.77
1:D:165:THR:HG22	1:D:168:ARG:HE	1.49	0.77
1:A:203:VAL:HG22	1:A:204:ALA:H	1.49	0.76
1:G:56:LEU:HD13	1:G:99:LEU:HD22	1.66	0.76
1:D:203:VAL:HG22	1:D:204:ALA:H	1.51	0.75
1:G:25:ALA:O	1:G:158:GLY:HA2	1.85	0.75
1:G:203:VAL:HG22	1:G:204:ALA:H	1.51	0.75
1:C:56:LEU:HD13	1:C:99:LEU:HD22	1.69	0.75
1:A:56:LEU:HD13	1:A:99:LEU:HD22	1.69	0.75
1:E:25:ALA:O	1:E:158:GLY:HA2	1.86	0.75
2:L:213:LEU:O	2:L:217:ILE:HG13	1.86	0.75
1:G:165:THR:HG22	1:G:168:ARG:HE	1.51	0.75
2:M:213:LEU:O	2:M:217:ILE:HG13	1.86	0.75
1:B:203:VAL:HG22	1:B:204:ALA:H	1.52	0.74
1:C:25:ALA:O	1:C:158:GLY:HA2	1.87	0.74
1:C:12:ILE:H	1:C:12:ILE:HD12	1.52	0.74
1:D:56:LEU:HD13	1:D:99:LEU:HD22	1.67	0.74
2:K:175:ALA:HB2	2:K:183:GLY:H	1.51	0.74
1:F:30:VAL:HG22	1:F:43:ALA:HB1	1.69	0.74
1:F:165:THR:HG22	1:F:168:ARG:HE	1.50	0.74
2:J:213:LEU:O	2:J:217:ILE:HG13	1.87	0.74
1:B:30:VAL:HG22	1:B:43:ALA:HB1	1.68	0.74
2:H:175:ALA:HB1	2:H:182:GLY:HA2	1.68	0.74
2:M:172:TYR:CE1	2:M:184:PRO:HB2	2.22	0.74
2:L:219:ALA:HA	3:L:236:HOH:O	1.88	0.74
1:G:12:ILE:H	1:G:12:ILE:HD12	1.53	0.74
1:E:165:THR:HG23	1:E:168:ARG:HH21	1.53	0.73
2:K:172:TYR:CE1	2:K:184:PRO:HB2	2.23	0.73
1:D:165:THR:HG23	1:D:168:ARG:HH21	1.54	0.73
1:D:25:ALA:O	1:D:158:GLY:HA2	1.88	0.73
1:B:165:THR:HG23	1:B:168:ARG:HH21	1.53	0.73
1:C:203:VAL:HG22	1:C:204:ALA:H	1.53	0.73
1:B:215:ARG:HG2	1:B:215:ARG:HH11	1.54	0.73
2:L:175:ALA:HB1	2:L:182:GLY:HA2	1.69	0.73
1:B:25:ALA:O	1:B:158:GLY:HA2	1.88	0.73
1:A:25:ALA:O	1:A:158:GLY:HA2	1.88	0.73

Continued on next page...

Continued from previous page...

Atom-1	Atom-2	Interatomic distance (Å)	Clash overlap (Å)
1:B:56:LEU:HD13	1:B:99:LEU:HD22	1.69	0.73
1:G:30:VAL:HG22	1:G:43:ALA:HB1	1.70	0.72
2:N:172:TYR:CE1	2:N:184:PRO:HB2	2.23	0.72
2:J:172:TYR:CE1	2:J:184:PRO:HB2	2.23	0.72
1:F:12:ILE:H	1:F:12:ILE:HD12	1.54	0.72
1:A:165:THR:HG23	1:A:168:ARG:HH21	1.54	0.72
1:C:165:THR:HG22	1:C:168:ARG:HE	1.52	0.72
1:A:12:ILE:HD12	1:A:12:ILE:H	1.55	0.72
1:C:97:ARG:HG2	1:C:97:ARG:HH11	1.54	0.72
1:D:30:VAL:HG22	1:D:43:ALA:HB1	1.69	0.72
1:G:165:THR:HG23	1:G:168:ARG:HH21	1.55	0.72
2:M:63:LEU:HD22	2:M:79:LYS:HG2	1.71	0.72
1:A:97:ARG:HG2	1:A:97:ARG:HH11	1.54	0.71
1:C:30:VAL:HG22	1:C:43:ALA:HB1	1.71	0.71
2:H:172:TYR:CE1	2:H:184:PRO:HB2	2.25	0.71
1:G:97:ARG:HH11	1:G:97:ARG:HG2	1.56	0.71
2:K:216:ARG:HB2	2:K:216:ARG:NH1	2.06	0.70
2:H:20:ALA:HB2	2:H:31:VAL:HG21	1.72	0.70
2:H:63:LEU:HD22	2:H:79:LYS:HG2	1.72	0.70
2:J:63:LEU:HD22	2:J:79:LYS:HG2	1.73	0.70
2:H:-1:GLY:HA3	2:H:47:GLY:H	1.56	0.70
1:F:215:ARG:HH11	1:F:215:ARG:HG2	1.55	0.70
1:B:12:ILE:HD12	1:B:12:ILE:H	1.55	0.70
1:B:97:ARG:HH11	1:B:97:ARG:HG2	1.56	0.70
2:L:172:TYR:CE1	2:L:184:PRO:HB2	2.27	0.70
1:E:30:VAL:HG22	1:E:43:ALA:CB	2.22	0.69
2:J:20:ALA:HB2	2:J:31:VAL:HG21	1.74	0.69
1:D:97:ARG:HH11	1:D:97:ARG:HG2	1.57	0.69
1:F:165:THR:HG23	1:F:168:ARG:HH21	1.57	0.69
2:L:63:LEU:HD22	2:L:79:LYS:HG2	1.73	0.69
1:E:215:ARG:HH11	1:E:215:ARG:HG2	1.57	0.69
1:F:150:GLU:HG3	3:F:260:HOH:O	1.93	0.69
1:F:97:ARG:HH11	1:F:97:ARG:HG2	1.57	0.69
1:D:12:ILE:H	1:D:12:ILE:HD12	1.56	0.69
1:E:97:ARG:HG2	1:E:97:ARG:HH11	1.57	0.69
2:L:-1:GLY:HA3	2:L:47:GLY:H	1.58	0.69
2:I:-1:GLY:HA3	2:I:47:GLY:H	1.58	0.69
2:H:216:ARG:NH1	2:H:216:ARG:HB2	2.08	0.69
2:J:45:ILE:HD13	2:J:55:LEU:HD23	1.75	0.69
1:G:215:ARG:HH11	1:G:215:ARG:HG2	1.58	0.69
1:C:215:ARG:HG2	1:C:215:ARG:HH11	1.58	0.68

Continued on next page...

Continued from previous page...

Atom-1	Atom-2	Interatomic distance (Å)	Clash overlap (Å)
2:I:172:TYR:CE1	2:I:184:PRO:HB2	2.28	0.68
2:K:216:ARG:HH11	2:K:216:ARG:CB	2.07	0.68
1:A:30:VAL:HG22	1:A:43:ALA:CB	2.22	0.68
2:K:63:LEU:HD22	2:K:79:LYS:HG2	1.74	0.68
2:N:63:LEU:HD22	2:N:79:LYS:HG2	1.73	0.68
1:E:12:ILE:H	1:E:12:ILE:HD12	1.56	0.68
2:N:-1:GLY:HA3	2:N:47:GLY:H	1.58	0.68
2:L:20:ALA:HB2	2:L:31:VAL:HG21	1.76	0.68
2:I:20:ALA:HB2	2:I:31:VAL:HG21	1.75	0.68
1:D:30:VAL:HG22	1:D:43:ALA:CB	2.24	0.68
1:A:215:ARG:HG2	1:A:215:ARG:HH11	1.59	0.68
2:L:45:ILE:HD13	2:L:55:LEU:HD23	1.74	0.68
2:M:216:ARG:NH1	2:M:216:ARG:HB2	2.10	0.67
2:N:216:ARG:HB2	2:N:216:ARG:NH1	2.08	0.67
1:C:165:THR:HG23	1:C:168:ARG:HH21	1.58	0.67
2:J:45:ILE:HG12	2:J:102:PRO:HB3	1.77	0.67
1:G:189:ARG:HH11	1:G:189:ARG:HG3	1.59	0.67
1:B:30:VAL:HG22	1:B:43:ALA:CB	2.24	0.67
1:D:215:ARG:HG2	1:D:215:ARG:HH11	1.58	0.67
1:F:30:VAL:HG22	1:F:43:ALA:CB	2.25	0.67
2:J:-1:GLY:HA3	2:J:47:GLY:H	1.59	0.67
2:K:45:ILE:HD13	2:K:55:LEU:HD23	1.75	0.67
2:M:107:TYR:HB2	2:M:197:ILE:HG22	1.76	0.67
2:L:216:ARG:HB2	2:L:216:ARG:NH1	2.09	0.66
2:I:63:LEU:HD22	2:I:79:LYS:HG2	1.77	0.66
2:I:216:ARG:HB2	2:I:216:ARG:NH1	2.09	0.66
1:D:189:ARG:HH11	1:D:189:ARG:HG3	1.61	0.66
2:N:107:TYR:HB2	2:N:197:ILE:HG22	1.78	0.66
1:B:189:ARG:HH11	1:B:189:ARG:HG3	1.61	0.66
1:F:141:ILE:N	1:F:141:ILE:HD12	2.10	0.66
2:N:20:ALA:HB2	2:N:31:VAL:HG21	1.76	0.66
2:M:45:ILE:HD13	2:M:55:LEU:HD23	1.76	0.66
2:N:45:ILE:HG12	2:N:102:PRO:HB3	1.78	0.66
2:K:-1:GLY:HA3	2:K:47:GLY:H	1.61	0.66
1:F:68:TYR:HA	1:F:71:PHE:CE2	2.30	0.66
2:I:45:ILE:HD13	2:I:55:LEU:HD23	1.78	0.66
1:D:141:ILE:N	1:D:141:ILE:HD12	2.11	0.65
2:M:-1:GLY:HA3	2:M:47:GLY:H	1.59	0.65
1:A:68:TYR:HA	1:A:71:PHE:CE2	2.31	0.65
2:M:45:ILE:HG12	2:M:102:PRO:HB3	1.79	0.65
2:K:20:ALA:HB2	2:K:31:VAL:HG21	1.76	0.65

Continued on next page...

Continued from previous page...

Atom-1	Atom-2	Interatomic distance (Å)	Clash overlap (Å)
1:A:189:ARG:HG3	1:A:189:ARG:HH11	1.61	0.65
1:B:205:SER:O	1:B:206:LEU:HD23	1.97	0.65
1:A:28:ARG:HB3	1:A:44:GLU:HB2	1.78	0.65
2:M:20:ALA:HB2	2:M:31:VAL:HG21	1.78	0.65
1:F:106:THR:O	1:F:110:ILE:HG13	1.96	0.65
1:G:30:VAL:HG22	1:G:43:ALA:CB	2.26	0.65
2:I:45:ILE:HG12	2:I:102:PRO:HB3	1.79	0.65
2:H:107:TYR:HB2	2:H:197:ILE:HG22	1.77	0.65
2:I:216:ARG:HH11	2:I:216:ARG:CB	2.10	0.65
2:M:216:ARG:CB	2:M:216:ARG:HH11	2.10	0.65
2:N:45:ILE:HD13	2:N:55:LEU:HD23	1.78	0.65
2:K:8:TYR:OH	2:K:160:GLU:HG3	1.96	0.65
1:E:189:ARG:HG3	1:E:189:ARG:HH11	1.61	0.65
1:A:141:ILE:HG13	1:A:147:ILE:CG2	2.26	0.64
1:C:189:ARG:HH11	1:C:189:ARG:HG3	1.62	0.64
2:N:216:ARG:HH11	2:N:216:ARG:CB	2.08	0.64
1:B:68:TYR:HA	1:B:71:PHE:CE2	2.33	0.64
1:A:141:ILE:N	1:A:141:ILE:HD12	2.13	0.64
2:H:216:ARG:HH11	2:H:216:ARG:CB	2.09	0.64
2:J:216:ARG:HB2	2:J:216:ARG:NH1	2.11	0.64
1:C:106:THR:O	1:C:110:ILE:HG13	1.98	0.64
2:J:107:TYR:HB2	2:J:197:ILE:HG22	1.79	0.64
2:L:-6:ASP:HA	3:L:233:HOH:O	1.96	0.64
1:C:68:TYR:HA	1:C:71:PHE:CE2	2.32	0.64
1:C:30:VAL:HG22	1:C:43:ALA:CB	2.26	0.64
1:C:73:ASN:HB3	2:J:-47:PHE:CD1	2.33	0.64
1:B:150:GLU:HG2	1:B:153:PHE:O	1.98	0.63
1:D:106:THR:O	1:D:110:ILE:HG13	1.99	0.63
2:N:1:THR:HG22	2:N:19:ARG:O	1.99	0.63
1:B:28:ARG:HB3	1:B:44:GLU:HB2	1.81	0.63
1:F:189:ARG:HG3	1:F:189:ARG:HH11	1.63	0.63
2:L:8:TYR:OH	2:L:160:GLU:HG3	1.98	0.63
1:C:141:ILE:HG13	1:C:147:ILE:CG2	2.27	0.63
2:L:216:ARG:HH11	2:L:216:ARG:CB	2.09	0.63
1:C:141:ILE:HD12	1:C:141:ILE:N	2.13	0.63
1:E:106:THR:O	1:E:110:ILE:HG13	1.98	0.63
1:F:141:ILE:HG13	1:F:147:ILE:CG2	2.29	0.63
1:E:141:ILE:HD12	1:E:141:ILE:N	2.13	0.63
1:C:182:GLY:HA2	1:C:185:VAL:HG12	1.81	0.63
1:A:150:GLU:HG2	1:A:153:PHE:O	1.99	0.62
1:F:150:GLU:HG2	1:F:153:PHE:O	1.98	0.62

Continued on next page...

Continued from previous page...

Atom-1	Atom-2	Interatomic distance (Å)	Clash overlap (Å)
2:I:107:TYR:HB2	2:I:197:ILE:HG22	1.81	0.62
1:B:215:ARG:HG2	1:B:215:ARG:NH1	2.14	0.62
1:D:28:ARG:HB3	1:D:44:GLU:HB2	1.80	0.62
1:E:150:GLU:HG2	1:E:153:PHE:O	2.00	0.62
2:H:45:ILE:HD13	2:H:55:LEU:HD23	1.81	0.62
2:J:1:THR:HG22	2:J:19:ARG:O	1.98	0.62
1:F:28:ARG:HB3	1:F:44:GLU:HB2	1.81	0.62
2:H:8:TYR:OH	2:H:160:GLU:HG3	1.99	0.62
1:E:68:TYR:HA	1:E:71:PHE:CE2	2.34	0.62
1:G:150:GLU:HG2	1:G:153:PHE:O	1.98	0.62
1:G:141:ILE:N	1:G:141:ILE:HD12	2.14	0.62
1:B:141:ILE:HG13	1:B:147:ILE:CG2	2.26	0.62
2:K:45:ILE:HG12	2:K:102:PRO:HB3	1.82	0.62
2:L:1:THR:HG22	2:L:19:ARG:O	2.00	0.62
2:K:107:TYR:HB2	2:K:197:ILE:HG22	1.80	0.62
2:L:107:TYR:HB2	2:L:197:ILE:HG22	1.82	0.62
2:J:216:ARG:CB	2:J:216:ARG:HH11	2.12	0.61
2:M:1:THR:HG22	2:M:19:ARG:O	2.00	0.61
2:H:1:THR:HG22	2:H:19:ARG:O	2.00	0.61
1:C:185:VAL:HG11	1:C:233:PRO:HD2	1.83	0.61
1:C:150:GLU:HG2	1:C:153:PHE:O	2.00	0.61
1:C:172:ARG:HH11	1:C:172:ARG:HG3	1.65	0.61
1:F:182:GLY:HA2	1:F:185:VAL:HG12	1.82	0.61
2:J:-5:LEU:HD23	2:J:-5:LEU:H	1.65	0.61
2:J:8:TYR:OH	2:J:160:GLU:HG3	2.01	0.61
1:G:182:GLY:HA2	1:G:185:VAL:HG12	1.82	0.61
1:A:106:THR:O	1:A:110:ILE:HG13	2.01	0.61
1:G:68:TYR:HA	1:G:71:PHE:CE2	2.35	0.61
1:G:141:ILE:HG13	1:G:147:ILE:CG2	2.27	0.61
1:F:185:VAL:HG11	1:F:233:PRO:HD2	1.83	0.61
1:D:68:TYR:HA	1:D:71:PHE:CE2	2.35	0.61
2:N:8:TYR:OH	2:N:160:GLU:HG3	2.00	0.61
1:B:99:LEU:HD12	1:B:99:LEU:H	1.66	0.60
1:E:215:ARG:NH1	1:E:215:ARG:HG2	2.16	0.60
2:L:63:LEU:CD2	2:L:79:LYS:HG2	2.31	0.60
1:G:205:SER:O	1:G:206:LEU:HD23	2.01	0.60
2:M:63:LEU:CD2	2:M:79:LYS:HG2	2.31	0.60
1:D:73:ASN:HB3	2:K:-47:PHE:CD1	2.36	0.60
1:E:28:ARG:HB3	1:E:44:GLU:HB2	1.83	0.60
1:G:28:ARG:HB3	1:G:44:GLU:HB2	1.82	0.60
1:G:99:LEU:N	1:G:99:LEU:HD12	2.16	0.60

Continued on next page...

Continued from previous page...

Atom-1	Atom-2	Interatomic distance (Å)	Clash overlap (Å)
1:A:172:ARG:O	1:A:175:LEU:HB2	2.02	0.60
2:L:45:ILE:HG12	2:L:102:PRO:HB3	1.82	0.60
1:C:28:ARG:HB3	1:C:44:GLU:HB2	1.83	0.60
1:G:99:LEU:HD12	1:G:99:LEU:H	1.66	0.60
1:B:99:LEU:HD12	1:B:99:LEU:N	2.17	0.60
2:H:12:VAL:HG13	2:H:118:GLY:HA3	1.84	0.60
2:H:63:LEU:CD2	2:H:79:LYS:HG2	2.32	0.60
1:D:141:ILE:HG13	1:D:147:ILE:CG2	2.28	0.60
2:K:1:THR:HG22	2:K:19:ARG:O	2.02	0.60
1:A:99:LEU:N	1:A:99:LEU:HD12	2.17	0.60
2:N:-5:LEU:HD23	2:N:-5:LEU:H	1.67	0.60
2:H:45:ILE:HG12	2:H:102:PRO:HB3	1.84	0.59
1:B:182:GLY:HA2	1:B:185:VAL:HG12	1.84	0.59
2:M:8:TYR:OH	2:M:160:GLU:HG3	2.02	0.59
2:I:8:TYR:OH	2:I:160:GLU:HG3	2.01	0.59
1:G:215:ARG:NH1	1:G:215:ARG:HG2	2.17	0.59
1:E:185:VAL:HG11	1:E:233:PRO:HD2	1.84	0.59
1:F:215:ARG:NH1	1:F:215:ARG:HG2	2.14	0.59
1:G:185:VAL:HG11	1:G:233:PRO:HD2	1.83	0.59
2:H:-35:ARG:HH11	2:H:-35:ARG:CB	2.09	0.59
1:C:114:GLN:CG	1:C:115:PRO:HD2	2.29	0.59
1:E:205:SER:O	1:E:206:LEU:HD23	2.01	0.59
1:F:205:SER:O	1:F:206:LEU:HD23	2.01	0.59
1:D:205:SER:O	1:D:206:LEU:HD23	2.02	0.59
1:C:97:ARG:HG2	1:C:97:ARG:NH1	2.17	0.59
2:I:1:THR:HG22	2:I:19:ARG:O	2.01	0.59
1:B:141:ILE:N	1:B:141:ILE:HD12	2.17	0.59
2:K:198:THR:HG23	2:K:200:ALA:H	1.67	0.59
1:E:141:ILE:HG13	1:E:147:ILE:CG2	2.29	0.59
1:E:99:LEU:HD12	1:E:99:LEU:H	1.68	0.59
1:C:205:SER:O	1:C:206:LEU:HD23	2.02	0.59
2:L:124:ASP:HB2	2:L:128:GLY:H	1.67	0.59
2:N:198:THR:HG23	2:N:200:ALA:H	1.68	0.59
1:A:182:GLY:HA2	1:A:185:VAL:HG12	1.83	0.59
2:M:124:ASP:HB2	2:M:128:GLY:H	1.68	0.59
1:F:114:GLN:CG	1:F:115:PRO:HD2	2.29	0.59
1:G:114:GLN:CG	1:G:115:PRO:HD2	2.31	0.59
2:J:198:THR:HG23	2:J:200:ALA:H	1.68	0.59
2:I:7:THR:HG23	3:I:235:HOH:O	2.02	0.59
2:I:12:VAL:HG13	2:I:118:GLY:HA3	1.84	0.59
1:E:99:LEU:N	1:E:99:LEU:HD12	2.17	0.59

Continued on next page...

Continued from previous page...

Atom-1	Atom-2	Interatomic distance (Å)	Clash overlap (Å)
1:C:215:ARG:NH1	1:C:215:ARG:HG2	2.17	0.59
1:E:182:GLY:HA2	1:E:185:VAL:HG12	1.84	0.59
1:D:150:GLU:HG2	1:D:153:PHE:O	2.03	0.59
2:M:-5:LEU:H	2:M:-5:LEU:HD23	1.68	0.59
1:C:99:LEU:HD12	1:C:99:LEU:N	2.18	0.58
1:D:22:LYS:O	1:D:25:ALA:HB3	2.03	0.58
1:A:97:ARG:HG2	1:A:97:ARG:NH1	2.17	0.58
1:A:205:SER:O	1:A:206:LEU:HD23	2.03	0.58
1:B:106:THR:O	1:B:110:ILE:HG13	2.02	0.58
1:G:97:ARG:NH1	1:G:97:ARG:HG2	2.18	0.58
1:C:83:ASP:OD1	2:J:65:HIS:HD2	1.86	0.58
1:F:99:LEU:N	1:F:99:LEU:HD12	2.19	0.58
1:A:185:VAL:HG11	1:A:233:PRO:HD2	1.85	0.58
2:I:198:THR:HG23	2:I:200:ALA:H	1.67	0.58
2:N:-35:ARG:CB	2:N:-35:ARG:HH11	2.10	0.58
2:K:-5:LEU:H	2:K:-5:LEU:HD23	1.69	0.58
1:A:73:ASN:HB3	2:H:-47:PHE:CD1	2.39	0.58
2:M:198:THR:HG23	2:M:200:ALA:H	1.68	0.58
1:A:138:LEU:HB2	1:A:150:GLU:O	2.04	0.58
1:B:185:VAL:HG11	1:B:233:PRO:HD2	1.84	0.58
2:H:124:ASP:HB2	2:H:128:GLY:H	1.68	0.58
2:L:12:VAL:HG13	2:L:118:GLY:HA3	1.86	0.58
1:F:73:ASN:HB3	2:M:-47:PHE:CD1	2.39	0.58
1:G:106:THR:O	1:G:110:ILE:HG13	2.04	0.58
2:H:-25:ASN:O	2:H:-24:ARG:HB2	2.03	0.58
2:J:12:VAL:HG13	2:J:118:GLY:HA3	1.86	0.58
1:D:185:VAL:HG11	1:D:233:PRO:HD2	1.84	0.57
1:D:182:GLY:HA2	1:D:185:VAL:HG12	1.86	0.57
1:D:215:ARG:HG2	1:D:215:ARG:NH1	2.17	0.57
2:I:66:TYR:CD2	2:I:74:LEU:HG	2.39	0.57
2:K:12:VAL:HG13	2:K:118:GLY:HA3	1.86	0.57
1:D:165:THR:CG2	1:D:168:ARG:HH21	2.16	0.57
2:N:-49:LEU:N	3:N:232:HOH:O	2.36	0.57
1:D:83:ASP:OD1	2:K:65:HIS:HD2	1.86	0.57
2:L:-5:LEU:H	2:L:-5:LEU:HD23	1.67	0.57
2:J:-35:ARG:HH11	2:J:-35:ARG:CB	2.11	0.57
1:E:165:THR:CG2	1:E:168:ARG:HH21	2.16	0.57
2:K:8:TYR:CZ	2:K:160:GLU:HG3	2.39	0.57
2:H:-5:LEU:HD23	2:H:-5:LEU:H	1.68	0.57
2:H:198:THR:HG23	2:H:200:ALA:H	1.69	0.57
1:A:165:THR:CG2	1:A:168:ARG:HH21	2.18	0.57

Continued on next page...

Continued from previous page...

Atom-1	Atom-2	Interatomic distance (Å)	Clash overlap (Å)
1:G:165:THR:CG2	1:G:168:ARG:HH21	2.18	0.57
2:K:124:ASP:HB2	2:K:128:GLY:H	1.70	0.57
2:N:12:VAL:HG13	2:N:118:GLY:HA3	1.87	0.57
2:N:66:TYR:CZ	2:N:70:GLU:HG3	2.40	0.57
1:B:147:ILE:HD11	1:C:68:TYR:CE2	2.39	0.57
1:A:114:GLN:CG	1:A:115:PRO:HD2	2.33	0.57
2:K:66:TYR:CD2	2:K:74:LEU:HG	2.40	0.57
2:L:155:SER:O	2:L:156:PRO:O	2.23	0.57
1:G:16:ARG:HH12	1:G:117:PRO:HB3	1.70	0.57
1:E:172:ARG:HG3	1:E:172:ARG:HH11	1.69	0.57
1:D:203:VAL:C	1:D:205:SER:H	2.08	0.56
2:L:-25:ASN:O	2:L:-24:ARG:HB2	2.06	0.56
1:A:26:ARG:HB3	1:A:26:ARG:HH11	1.69	0.56
1:C:99:LEU:HD12	1:C:99:LEU:H	1.70	0.56
1:A:99:LEU:HD12	1:A:99:LEU:H	1.70	0.56
1:E:97:ARG:HG2	1:E:97:ARG:NH1	2.21	0.56
2:N:-25:ASN:O	2:N:-24:ARG:HB2	2.06	0.56
2:I:-5:LEU:HD23	2:I:-5:LEU:H	1.70	0.56
1:C:203:VAL:C	1:C:205:SER:H	2.08	0.56
2:J:124:ASP:HB2	2:J:128:GLY:H	1.69	0.56
1:D:26:ARG:HH11	1:D:26:ARG:HB3	1.70	0.56
1:D:172:ARG:HG3	1:D:172:ARG:HH11	1.70	0.56
2:L:-41:SER:HA	3:L:230:HOH:O	2.04	0.56
1:E:83:ASP:OD1	2:L:65:HIS:HD2	1.89	0.56
1:C:26:ARG:HH11	1:C:26:ARG:HB3	1.70	0.56
1:E:172:ARG:O	1:E:175:LEU:HB2	2.06	0.56
2:H:140:GLY:O	2:H:143:SER:HB3	2.05	0.56
2:H:203:VAL:HG12	3:H:233:HOH:O	2.06	0.56
2:I:-35:ARG:CB	2:I:-35:ARG:HH11	2.08	0.56
1:B:165:THR:CG2	1:B:168:ARG:HH21	2.17	0.56
1:D:99:LEU:HD12	1:D:99:LEU:N	2.21	0.56
2:J:-25:ASN:O	2:J:-24:ARG:HB2	2.04	0.56
2:I:124:ASP:HB2	2:I:128:GLY:H	1.71	0.55
2:L:198:THR:HG23	2:L:200:ALA:H	1.70	0.55
1:A:22:LYS:O	1:A:25:ALA:HB3	2.06	0.55
2:J:63:LEU:CD2	2:J:79:LYS:HG2	2.35	0.55
2:M:12:VAL:HG13	2:M:118:GLY:HA3	1.88	0.55
1:E:73:ASN:HB3	2:L:-47:PHE:CD1	2.42	0.55
2:M:-35:ARG:HH11	2:M:-35:ARG:CB	2.11	0.55
1:F:16:ARG:HH12	1:F:117:PRO:HB3	1.72	0.55
1:F:165:THR:CG2	1:F:168:ARG:HH21	2.19	0.55

Continued on next page...

Continued from previous page...

Atom-1	Atom-2	Interatomic distance (Å)	Clash overlap (Å)
2:N:124:ASP:HB2	2:N:128:GLY:H	1.71	0.55
1:F:99:LEU:H	1:F:99:LEU:HD12	1.71	0.55
2:J:66:TYR:CZ	2:J:70:GLU:HG3	2.41	0.55
2:K:66:TYR:CZ	2:K:70:GLU:HG3	2.42	0.55
1:B:73:ASN:HB3	2:I:-47:PHE:CD1	2.42	0.55
2:K:-25:ASN:O	2:K:-24:ARG:HB2	2.07	0.55
1:E:16:ARG:HH12	1:E:117:PRO:HB3	1.71	0.55
1:G:22:LYS:O	1:G:25:ALA:HB3	2.06	0.55
1:F:97:ARG:HG2	1:F:97:ARG:NH1	2.21	0.55
1:E:26:ARG:HB3	1:E:26:ARG:HH11	1.72	0.55
2:H:66:TYR:CD2	2:H:74:LEU:HG	2.41	0.55
2:J:8:TYR:CZ	2:J:160:GLU:HG3	2.41	0.55
2:I:66:TYR:CZ	2:I:70:GLU:HG3	2.41	0.55
2:M:-25:ASN:O	2:M:-24:ARG:HB2	2.06	0.55
1:D:97:ARG:NH1	1:D:97:ARG:HG2	2.19	0.55
1:E:189:ARG:HG3	1:E:189:ARG:NH1	2.22	0.55
2:H:45:ILE:HD12	2:H:56:VAL:HB	1.89	0.55
2:H:8:TYR:CZ	2:H:160:GLU:HG3	2.42	0.55
1:F:172:ARG:HH11	1:F:172:ARG:HG3	1.70	0.55
1:F:83:ASP:OD1	2:M:65:HIS:HD2	1.89	0.55
1:B:172:ARG:O	1:B:175:LEU:HB2	2.07	0.55
2:M:66:TYR:CZ	2:M:70:GLU:HG3	2.42	0.55
1:D:21:ARG:CD	3:D:263:HOH:O	2.54	0.54
2:L:66:TYR:CZ	2:L:70:GLU:HG3	2.43	0.54
1:A:203:VAL:HG22	1:A:204:ALA:N	2.21	0.54
1:C:165:THR:CG2	1:C:168:ARG:HH21	2.20	0.54
2:N:63:LEU:CD2	2:N:79:LYS:HG2	2.36	0.54
1:C:189:ARG:NH1	1:C:189:ARG:HG3	2.22	0.54
1:D:168:ARG:HH11	1:D:168:ARG:HG3	1.73	0.54
1:E:22:LYS:O	1:E:25:ALA:HB3	2.07	0.54
1:B:203:VAL:C	1:B:205:SER:H	2.10	0.54
1:C:168:ARG:HH11	1:C:168:ARG:HG3	1.72	0.54
2:I:-25:ASN:O	2:I:-24:ARG:HB2	2.06	0.54
1:D:114:GLN:CA	1:D:114:GLN:HE21	2.20	0.54
2:N:155:SER:O	2:N:156:PRO:O	2.25	0.54
1:A:172:ARG:HH11	1:A:172:ARG:HG3	1.71	0.54
1:F:172:ARG:O	1:F:175:LEU:HB2	2.07	0.54
2:L:66:TYR:CD2	2:L:74:LEU:HG	2.43	0.54
1:G:172:ARG:O	1:G:175:LEU:HB2	2.06	0.54
2:J:155:SER:O	2:J:156:PRO:O	2.25	0.54
1:B:97:ARG:NH1	1:B:97:ARG:HG2	2.19	0.54

Continued on next page...

Continued from previous page...

Atom-1	Atom-2	Interatomic distance (Å)	Clash overlap (Å)
1:G:172:ARG:HH11	1:G:172:ARG:HG3	1.73	0.54
2:I:155:SER:O	2:I:156:PRO:O	2.24	0.54
1:A:16:ARG:HH12	1:A:117:PRO:HB3	1.73	0.54
1:F:22:LYS:O	1:F:25:ALA:HB3	2.08	0.54
1:E:168:ARG:HG3	1:E:168:ARG:HH11	1.73	0.54
1:F:185:VAL:HG21	1:F:232:VAL:HG23	1.89	0.54
2:M:155:SER:O	2:M:156:PRO:O	2.26	0.54
2:I:186:LEU:HD11	2:I:218:VAL:HG21	1.90	0.54
1:B:26:ARG:HH11	1:B:26:ARG:HB3	1.71	0.54
1:B:114:GLN:CG	1:B:115:PRO:HD2	2.33	0.54
1:A:203:VAL:C	1:A:205:SER:H	2.12	0.54
1:B:203:VAL:HG22	1:B:204:ALA:N	2.23	0.54
1:A:215:ARG:HG2	1:A:215:ARG:NH1	2.18	0.54
2:K:155:SER:O	2:K:156:PRO:O	2.26	0.54
1:A:189:ARG:HG3	1:A:189:ARG:NH1	2.22	0.53
1:B:172:ARG:HH11	1:B:172:ARG:HG3	1.74	0.53
2:L:-35:ARG:HH11	2:L:-35:ARG:CB	2.11	0.53
2:L:8:TYR:CZ	2:L:160:GLU:HG3	2.42	0.53
1:C:185:VAL:HG21	1:C:232:VAL:HG23	1.90	0.53
1:D:21:ARG:NE	3:D:263:HOH:O	2.42	0.53
1:G:35:PHE:CE2	1:G:37:ASP:HB2	2.44	0.53
2:H:-36:LEU:HD22	2:H:-29:LEU:HD12	1.90	0.53
1:B:16:ARG:HH12	1:B:117:PRO:HB3	1.73	0.53
1:C:138:LEU:HB2	1:C:150:GLU:O	2.08	0.53
1:D:172:ARG:O	1:D:175:LEU:HB2	2.07	0.53
2:H:66:TYR:CZ	2:H:70:GLU:HG3	2.43	0.53
2:N:3:ILE:HD11	2:N:33:ALA:HB1	1.90	0.53
1:D:16:ARG:HH12	1:D:117:PRO:HB3	1.74	0.53
1:D:203:VAL:HG22	1:D:204:ALA:N	2.22	0.53
1:F:168:ARG:HH11	1:F:168:ARG:HG3	1.74	0.53
1:E:185:VAL:HG21	1:E:232:VAL:HG23	1.90	0.53
2:H:155:SER:O	2:H:156:PRO:O	2.25	0.53
2:J:186:LEU:HD11	2:J:218:VAL:HG21	1.91	0.53
1:B:22:LYS:O	1:B:25:ALA:HB3	2.09	0.53
1:G:189:ARG:NH1	1:G:189:ARG:HG3	2.21	0.53
1:G:185:VAL:HG21	1:G:232:VAL:HG23	1.89	0.53
2:N:8:TYR:CZ	2:N:160:GLU:HG3	2.43	0.53
2:I:65:HIS:HE1	3:I:233:HOH:O	1.91	0.53
1:C:84:MET:HE3	2:K:-43:LEU:HD21	1.91	0.53
1:D:114:GLN:CG	1:D:115:PRO:HD2	2.34	0.53
1:D:21:ARG:HD2	3:D:263:HOH:O	2.09	0.53

Continued on next page...

Continued from previous page...

Atom-1	Atom-2	Interatomic distance (Å)	Clash overlap (Å)
1:B:168:ARG:HG3	1:B:168:ARG:HH11	1.73	0.53
1:G:203:VAL:C	1:G:205:SER:H	2.12	0.53
1:F:138:LEU:HB2	1:F:150:GLU:O	2.08	0.53
1:G:138:LEU:HB2	1:G:150:GLU:O	2.08	0.53
1:G:26:ARG:HB3	1:G:26:ARG:HH11	1.72	0.53
1:A:168:ARG:HG3	1:A:168:ARG:HH11	1.73	0.53
1:F:203:VAL:HG22	1:F:204:ALA:N	2.21	0.53
1:D:185:VAL:HG21	1:D:232:VAL:HG23	1.91	0.53
1:B:189:ARG:NH1	1:B:189:ARG:HG3	2.22	0.53
1:C:73:ASN:HB3	2:J:-47:PHE:CE1	2.44	0.53
2:I:8:TYR:CZ	2:I:160:GLU:HG3	2.44	0.53
2:H:186:LEU:HD11	2:H:218:VAL:HG21	1.90	0.53
1:E:203:VAL:HG22	1:E:204:ALA:N	2.21	0.53
2:M:8:TYR:CZ	2:M:160:GLU:HG3	2.43	0.53
2:J:-3:PRO:HD2	2:K:124:ASP:OD2	2.09	0.53
1:A:185:VAL:HG21	1:A:232:VAL:HG23	1.90	0.52
1:C:136:PRO:HD3	3:C:261:HOH:O	2.08	0.52
1:E:114:GLN:CG	1:E:115:PRO:HD2	2.35	0.52
2:K:175:ALA:CB	2:K:182:GLY:HA2	2.39	0.52
2:I:63:LEU:CD2	2:I:79:LYS:HG2	2.40	0.52
1:C:224:ALA:O	1:C:228:LEU:HB2	2.09	0.52
2:K:63:LEU:CD2	2:K:79:LYS:HG2	2.38	0.52
1:E:137:GLN:O	1:E:138:LEU:HD12	2.09	0.52
1:C:35:PHE:CE2	1:C:37:ASP:HB2	2.45	0.52
1:B:185:VAL:HG21	1:B:232:VAL:HG23	1.91	0.52
2:J:66:TYR:CD2	2:J:74:LEU:HG	2.44	0.52
1:C:84:MET:CE	2:K:-43:LEU:HD21	2.39	0.52
2:N:140:GLY:O	2:N:143:SER:HB3	2.09	0.52
1:G:83:ASP:OD1	2:N:65:HIS:HD2	1.92	0.52
1:G:224:ALA:O	1:G:228:LEU:HB2	2.09	0.52
1:A:84:MET:CE	2:I:-43:LEU:HD21	2.40	0.52
2:L:72:VAL:HG13	2:L:73:PRO:HD2	1.91	0.52
2:M:72:VAL:HG13	2:M:73:PRO:HD2	1.90	0.52
1:F:26:ARG:HB3	1:F:26:ARG:HH11	1.74	0.52
2:N:72:VAL:HG13	2:N:73:PRO:HD2	1.90	0.52
1:D:99:LEU:H	1:D:99:LEU:HD12	1.73	0.52
1:B:138:LEU:HB2	1:B:150:GLU:O	2.10	0.52
2:H:53:ILE:O	2:H:56:VAL:HG12	2.10	0.52
1:A:172:ARG:H	1:A:175:LEU:HD12	1.74	0.52
2:N:-36:LEU:HD22	2:N:-29:LEU:HD12	1.92	0.52
2:M:186:LEU:HD11	2:M:218:VAL:HG21	1.90	0.52

Continued on next page...

Continued from previous page...

Atom-1	Atom-2	Interatomic distance (Å)	Clash overlap (Å)
2:N:45:ILE:HD12	2:N:56:VAL:HB	1.92	0.52
2:N:66:TYR:CD2	2:N:74:LEU:HG	2.45	0.52
2:M:66:TYR:CD2	2:M:74:LEU:HG	2.44	0.52
1:E:203:VAL:C	1:E:205:SER:H	2.13	0.52
1:C:172:ARG:H	1:C:175:LEU:HD12	1.75	0.52
2:H:7:THR:HG22	2:H:154:TYR:OH	2.09	0.52
1:G:84:MET:CE	2:H:-43:LEU:HD21	2.40	0.52
2:L:140:GLY:O	2:L:143:SER:HB3	2.09	0.52
2:M:-36:LEU:HD22	2:M:-29:LEU:HD12	1.91	0.52
1:C:22:LYS:O	1:C:25:ALA:HB3	2.09	0.52
2:H:14:LEU:HB3	2:H:34:VAL:HG11	1.92	0.52
1:F:203:VAL:C	1:F:205:SER:H	2.13	0.51
2:H:-43:LEU:HD12	2:H:-43:LEU:N	2.26	0.51
1:C:203:VAL:HG22	1:C:204:ALA:N	2.24	0.51
1:D:84:MET:CE	2:L:-43:LEU:HD21	2.40	0.51
2:J:140:GLY:O	2:J:143:SER:HB3	2.11	0.51
2:L:7:THR:HG22	2:L:154:TYR:OH	2.11	0.51
2:J:34:VAL:CG2	2:J:193:THR:HG22	2.40	0.51
2:M:191:TYR:CD2	2:M:211:SER:HA	2.46	0.51
1:A:224:ALA:O	1:A:228:LEU:HB2	2.11	0.51
1:C:172:ARG:O	1:C:175:LEU:HB2	2.10	0.51
2:M:14:LEU:HB3	2:M:34:VAL:HG11	1.91	0.51
1:B:21:ARG:HG3	1:B:21:ARG:HH11	1.74	0.51
2:K:91:LEU:O	2:K:91:LEU:HD22	2.11	0.51
1:D:189:ARG:HG3	1:D:189:ARG:NH1	2.23	0.51
1:D:138:LEU:HB2	1:D:150:GLU:O	2.10	0.51
1:B:224:ALA:O	1:B:228:LEU:HB2	2.10	0.51
1:F:130:VAL:CG2	1:F:216:PRO:HA	2.40	0.51
2:L:186:LEU:HD11	2:L:218:VAL:HG21	1.92	0.51
1:C:21:ARG:HH11	1:C:21:ARG:HG3	1.76	0.51
2:K:-43:LEU:HD12	2:K:-43:LEU:N	2.26	0.51
1:G:21:ARG:HG3	1:G:21:ARG:HH11	1.74	0.51
1:G:168:ARG:HH11	1:G:168:ARG:HG3	1.74	0.51
2:M:34:VAL:CG2	2:M:193:THR:HG22	2.41	0.51
2:N:34:VAL:CG2	2:N:193:THR:HG22	2.41	0.51
1:G:73:ASN:HB3	2:N:-47:PHE:CD1	2.46	0.51
2:J:175:ALA:CB	2:J:182:GLY:HA2	2.39	0.51
2:K:3:ILE:HD13	2:K:44:GLY:HA3	1.93	0.51
2:H:3:ILE:HD11	2:H:33:ALA:HB1	1.91	0.51
2:I:164:LEU:O	2:I:168:ILE:HG13	2.10	0.50
2:N:14:LEU:HB3	2:N:34:VAL:HG11	1.92	0.50

Continued on next page...

Continued from previous page...

Atom-1	Atom-2	Interatomic distance (Å)	Clash overlap (Å)
1:F:21:ARG:HH11	1:F:21:ARG:HG3	1.75	0.50
1:E:56:LEU:CD1	1:E:99:LEU:HD22	2.39	0.50
1:G:137:GLN:O	1:G:138:LEU:HD12	2.11	0.50
2:H:124:ASP:OD2	2:N:-3:PRO:HD2	2.11	0.50
2:I:72:VAL:HG13	2:I:73:PRO:HD2	1.92	0.50
1:F:224:ALA:O	1:F:228:LEU:HB2	2.11	0.50
2:N:-43:LEU:N	2:N:-43:LEU:HD12	2.27	0.50
1:G:30:VAL:HG13	1:G:43:ALA:HB2	1.93	0.50
1:D:73:ASN:HB3	2:K:-47:PHE:CE1	2.46	0.50
2:J:14:LEU:HB3	2:J:34:VAL:HG11	1.93	0.50
1:A:80:VAL:HG22	2:H:65:HIS:NE2	2.27	0.50
2:N:181:THR:HG22	2:N:182:GLY:N	2.25	0.50
1:F:189:ARG:HG3	1:F:189:ARG:NH1	2.25	0.50
1:B:35:PHE:CE2	1:B:37:ASP:HB2	2.47	0.50
2:L:34:VAL:CG2	2:L:193:THR:HG22	2.42	0.50
2:I:140:GLY:O	2:I:143:SER:HB3	2.12	0.50
2:I:6:LEU:HD13	2:I:167:ALA:HB2	1.93	0.50
1:A:130:VAL:CG2	1:A:216:PRO:HA	2.41	0.50
2:L:53:ILE:O	2:L:56:VAL:HG12	2.12	0.50
1:D:28:ARG:HB3	1:D:44:GLU:CB	2.42	0.50
1:F:35:PHE:CE2	1:F:37:ASP:HB2	2.46	0.50
1:B:130:VAL:CG2	1:B:216:PRO:HA	2.42	0.50
1:D:130:VAL:CG2	1:D:216:PRO:HA	2.41	0.50
1:G:212:ASP:OD1	1:G:221:ARG:NH2	2.45	0.50
1:B:139:TYR:HE2	1:C:50:LEU:HD21	1.77	0.50
1:B:114:GLN:CA	1:B:114:GLN:HE21	2.24	0.50
2:M:175:ALA:CB	2:M:182:GLY:HA2	2.41	0.50
1:B:205:SER:HA	3:B:261:HOH:O	2.12	0.50
2:H:-3:PRO:HD2	2:I:124:ASP:OD2	2.12	0.50
1:F:52:LYS:O	1:F:63:ALA:HA	2.11	0.50
2:M:-43:LEU:N	2:M:-43:LEU:HD12	2.26	0.50
2:K:-35:ARG:CB	2:K:-35:ARG:HH11	2.12	0.50
1:B:172:ARG:H	1:B:175:LEU:HD12	1.77	0.50
2:H:5:ALA:O	2:H:136:TYR:HA	2.12	0.50
1:E:21:ARG:HG3	1:E:21:ARG:HH11	1.76	0.50
2:H:91:LEU:HD22	2:H:91:LEU:O	2.11	0.50
1:C:114:GLN:HE21	1:C:114:GLN:CA	2.24	0.50
1:E:138:LEU:HB2	1:E:150:GLU:O	2.11	0.50
1:D:35:PHE:CE2	1:D:37:ASP:HB2	2.47	0.50
2:K:-36:LEU:HD22	2:K:-29:LEU:HD12	1.94	0.50
1:G:203:VAL:HG22	1:G:204:ALA:N	2.23	0.49

Continued on next page...

Continued from previous page...

Atom-1	Atom-2	Interatomic distance (Å)	Clash overlap (Å)
2:K:53:ILE:O	2:K:56:VAL:HG12	2.12	0.49
1:C:75:ARG:O	1:C:79:ILE:HG12	2.12	0.49
1:F:177:LEU:O	1:F:181:VAL:HG23	2.12	0.49
1:G:34:THR:HG23	1:G:136:PRO:HG2	1.94	0.49
1:G:130:VAL:CG2	1:G:216:PRO:HA	2.42	0.49
2:K:186:LEU:HD11	2:K:218:VAL:HG21	1.92	0.49
2:K:140:GLY:O	2:K:143:SER:HB3	2.12	0.49
1:C:213:GLN:NE2	3:C:261:HOH:O	2.45	0.49
2:J:-36:LEU:HD22	2:J:-29:LEU:HD12	1.93	0.49
2:L:6:LEU:HD13	2:L:167:ALA:HB2	1.94	0.49
1:D:172:ARG:H	1:D:175:LEU:HD12	1.77	0.49
2:H:34:VAL:CG2	2:H:193:THR:HG22	2.42	0.49
1:A:83:ASP:OD1	2:H:65:HIS:HD2	1.95	0.49
1:G:39:VAL:O	1:G:210:VAL:HG23	2.12	0.49
1:D:136:PRO:HD3	3:D:264:HOH:O	2.13	0.49
1:C:177:LEU:O	1:C:181:VAL:HG23	2.12	0.49
1:B:52:LYS:O	1:B:63:ALA:HA	2.11	0.49
2:I:-35:ARG:HA	2:I:-28:LEU:HD11	1.93	0.49
1:C:16:ARG:HH12	1:C:117:PRO:HB3	1.76	0.49
1:G:177:LEU:O	1:G:181:VAL:HG23	2.12	0.49
1:E:212:ASP:OD1	1:E:221:ARG:NH2	2.46	0.49
1:E:130:VAL:CG2	1:E:216:PRO:HA	2.43	0.49
2:H:41:SER:HA	2:H:197:ILE:HD13	1.95	0.49
2:I:7:THR:HG22	2:I:154:TYR:OH	2.12	0.49
1:E:176:ASP:OD2	1:E:177:LEU:N	2.46	0.49
2:N:-40:PHE:O	2:N:-37:TYR:HB3	2.13	0.49
2:M:6:LEU:HD13	2:M:167:ALA:HB2	1.94	0.49
1:A:21:ARG:HH11	1:A:21:ARG:HG3	1.77	0.49
2:M:-35:ARG:HA	2:M:-28:LEU:HD11	1.94	0.49
2:J:53:ILE:O	2:J:56:VAL:HG12	2.13	0.49
1:D:224:ALA:O	1:D:228:LEU:HB2	2.12	0.49
2:H:72:VAL:HG13	2:H:73:PRO:HD2	1.95	0.49
2:N:-35:ARG:HA	2:N:-28:LEU:HD11	1.94	0.49
2:L:-43:LEU:HD12	2:L:-43:LEU:N	2.28	0.49
2:K:7:THR:HG22	2:K:154:TYR:OH	2.13	0.49
1:A:28:ARG:HB3	1:A:44:GLU:CB	2.41	0.49
1:E:35:PHE:CE2	1:E:37:ASP:HB2	2.48	0.49
1:G:172:ARG:H	1:G:175:LEU:HD12	1.78	0.49
1:E:224:ALA:O	1:E:228:LEU:HB2	2.12	0.49
2:H:-35:ARG:HA	2:H:-28:LEU:HD11	1.95	0.49
2:J:-35:ARG:HA	2:J:-28:LEU:HD11	1.94	0.49

Continued on next page...

Continued from previous page...

Atom-1	Atom-2	Interatomic distance (Å)	Clash overlap (Å)
2:K:72:VAL:HG13	2:K:73:PRO:HD2	1.94	0.49
1:F:137:GLN:O	1:F:138:LEU:HD12	2.13	0.49
1:G:35:PHE:HB2	1:G:175:LEU:O	2.13	0.49
2:N:6:LEU:HD13	2:N:167:ALA:HB2	1.94	0.49
2:N:14:LEU:HG	2:N:105:VAL:HG21	1.95	0.48
2:I:-49:LEU:N	3:I:230:HOH:O	2.46	0.48
1:F:120:VAL:HG12	1:F:121:GLU:N	2.27	0.48
1:A:52:LYS:O	1:A:63:ALA:HA	2.13	0.48
2:I:14:LEU:HG	2:I:105:VAL:HG21	1.95	0.48
2:K:164:LEU:O	2:K:168:ILE:HG13	2.13	0.48
2:L:-35:ARG:HA	2:L:-28:LEU:HD11	1.94	0.48
1:G:28:ARG:HB3	1:G:44:GLU:CB	2.43	0.48
2:J:72:VAL:HG13	2:J:73:PRO:HD2	1.96	0.48
2:M:91:LEU:O	2:M:91:LEU:HD22	2.13	0.48
2:N:186:LEU:HD11	2:N:218:VAL:HG21	1.95	0.48
1:E:30:VAL:HG13	1:E:43:ALA:HB2	1.95	0.48
2:I:14:LEU:HB3	2:I:34:VAL:HG11	1.94	0.48
2:M:164:LEU:O	2:M:168:ILE:HG13	2.13	0.48
1:A:30:VAL:HG13	1:A:43:ALA:HB2	1.94	0.48
1:B:137:GLN:O	1:B:138:LEU:HD12	2.13	0.48
2:J:6:LEU:HD13	2:J:167:ALA:HB2	1.94	0.48
2:H:6:LEU:HD13	2:H:167:ALA:HB2	1.96	0.48
2:K:6:LEU:HD13	2:K:167:ALA:HB2	1.93	0.48
2:I:53:ILE:O	2:I:56:VAL:HG12	2.13	0.48
2:M:-6:ASP:HA	3:M:233:HOH:O	2.13	0.48
1:C:62:PHE:C	1:C:62:PHE:CD1	2.87	0.48
2:K:14:LEU:HG	2:K:105:VAL:HG21	1.95	0.48
2:L:159:ASP:HB2	2:L:162:THR:H	1.78	0.48
2:J:41:SER:HA	2:J:197:ILE:HD13	1.95	0.48
1:F:172:ARG:H	1:F:175:LEU:HD12	1.78	0.48
2:K:14:LEU:HB3	2:K:34:VAL:HG11	1.96	0.48
1:D:120:VAL:HG12	1:D:121:GLU:N	2.27	0.48
2:K:-35:ARG:HA	2:K:-28:LEU:HD11	1.95	0.48
1:A:140:ARG:O	1:A:147:ILE:HA	2.14	0.48
1:C:138:LEU:HD23	1:C:154:VAL:HG23	1.95	0.48
1:A:35:PHE:CE2	1:A:37:ASP:HB2	2.47	0.48
1:F:176:ASP:OD2	1:F:177:LEU:N	2.46	0.48
2:I:34:VAL:CG2	2:I:193:THR:HG22	2.43	0.48
1:C:130:VAL:CG2	1:C:216:PRO:HA	2.44	0.48
2:L:191:TYR:CD2	2:L:211:SER:HA	2.49	0.48
1:A:120:VAL:HG12	1:A:121:GLU:N	2.29	0.48

Continued on next page...

Continued from previous page...

Atom-1	Atom-2	Interatomic distance (Å)	Clash overlap (Å)
1:C:83:ASP:OD1	2:J:65:HIS:CD2	2.66	0.48
1:B:83:ASP:OD1	2:I:65:HIS:HD2	1.95	0.48
2:M:7:THR:HG22	2:M:154:TYR:OH	2.14	0.48
2:J:-40:PHE:O	2:J:-37:TYR:HB3	2.14	0.48
2:M:181:THR:HG22	2:M:182:GLY:N	2.29	0.48
2:J:45:ILE:HD12	2:J:56:VAL:HB	1.96	0.48
2:J:124:ASP:HB3	2:J:126:VAL:H	1.79	0.48
1:A:177:LEU:O	1:A:181:VAL:HG23	2.13	0.48
2:M:3:ILE:HD11	2:M:33:ALA:HB1	1.95	0.48
1:D:140:ARG:O	1:D:147:ILE:HA	2.14	0.48
1:G:16:ARG:NH2	1:G:114:GLN:O	2.47	0.48
1:E:172:ARG:H	1:E:175:LEU:HD12	1.78	0.48
1:C:176:ASP:OD2	1:C:177:LEU:N	2.46	0.48
2:I:-36:LEU:HD22	2:I:-29:LEU:HD12	1.94	0.48
2:J:55:LEU:HD11	2:J:86:MET:HB3	1.96	0.47
1:A:176:ASP:OD2	1:A:177:LEU:N	2.47	0.47
2:J:-43:LEU:N	2:J:-43:LEU:HD12	2.29	0.47
2:N:191:TYR:CD2	2:N:211:SER:HA	2.49	0.47
2:I:5:ALA:O	2:I:136:TYR:HA	2.14	0.47
1:F:114:GLN:CA	1:F:114:GLN:HE21	2.26	0.47
1:C:12:ILE:HD12	1:C:12:ILE:N	2.26	0.47
2:M:45:ILE:HD12	2:M:56:VAL:HB	1.95	0.47
1:F:28:ARG:HB3	1:F:44:GLU:CB	2.45	0.47
2:J:191:TYR:CD2	2:J:211:SER:HA	2.50	0.47
2:N:13:LEU:C	2:N:13:LEU:HD12	2.34	0.47
1:A:114:GLN:CA	1:A:114:GLN:HE21	2.26	0.47
2:N:197:ILE:HG12	2:N:202:ALA:HB2	1.96	0.47
1:E:83:ASP:OD1	2:L:65:HIS:CD2	2.67	0.47
1:G:176:ASP:OD2	1:G:177:LEU:N	2.47	0.47
1:B:84:MET:CE	2:J:-43:LEU:HD21	2.44	0.47
1:C:28:ARG:HB3	1:C:44:GLU:CB	2.43	0.47
2:K:34:VAL:CG2	2:K:193:THR:HG22	2.44	0.47
2:K:75:THR:HG22	2:K:76:PHE:N	2.30	0.47
2:I:3:ILE:HD11	2:I:33:ALA:HB1	1.97	0.47
2:M:41:SER:HA	2:M:197:ILE:HD13	1.96	0.47
2:H:55:LEU:HD11	2:H:86:MET:HB3	1.97	0.47
1:A:35:PHE:HB2	1:A:175:LEU:O	2.14	0.47
1:F:16:ARG:NH2	1:F:114:GLN:O	2.47	0.47
1:C:114:GLN:HG3	1:C:115:PRO:CD	2.36	0.47
2:H:14:LEU:HG	2:H:105:VAL:HG21	1.97	0.47
2:H:3:ILE:HD13	2:H:44:GLY:HA3	1.97	0.47

Continued on next page...

Continued from previous page...

Atom-1	Atom-2	Interatomic distance (Å)	Clash overlap (Å)
1:D:177:LEU:O	1:D:181:VAL:HG23	2.14	0.47
2:I:91:LEU:HD22	2:I:91:LEU:O	2.14	0.47
1:B:30:VAL:HG13	1:B:43:ALA:HB2	1.97	0.47
1:B:75:ARG:O	1:B:79:ILE:HG12	2.14	0.47
1:B:28:ARG:HB3	1:B:44:GLU:CB	2.44	0.47
2:M:-3:PRO:HD2	2:N:124:ASP:OD2	2.14	0.47
1:F:175:LEU:HD11	1:F:183:ILE:HG13	1.96	0.47
2:K:3:ILE:HD11	2:K:33:ALA:HB1	1.97	0.47
2:L:5:ALA:O	2:L:136:TYR:HA	2.14	0.47
1:G:52:LYS:O	1:G:63:ALA:HA	2.15	0.47
1:B:176:ASP:OD2	1:B:177:LEU:N	2.48	0.47
2:J:7:THR:HG22	2:J:154:TYR:OH	2.15	0.47
1:G:114:GLN:HE21	1:G:114:GLN:CA	2.26	0.47
1:F:30:VAL:HG13	1:F:43:ALA:HB2	1.96	0.47
2:L:45:ILE:HD12	2:L:56:VAL:HB	1.97	0.47
1:F:83:ASP:OD1	2:M:65:HIS:CD2	2.67	0.47
1:B:35:PHE:HB2	1:B:175:LEU:O	2.14	0.47
1:A:84:MET:HE3	2:I:-43:LEU:HD21	1.95	0.47
2:M:14:LEU:HG	2:M:105:VAL:HG21	1.96	0.47
2:M:3:ILE:HD13	2:M:44:GLY:HA3	1.97	0.47
1:C:120:VAL:HG12	1:C:121:GLU:N	2.29	0.47
1:D:52:LYS:O	1:D:63:ALA:HA	2.15	0.47
2:L:-40:PHE:O	2:L:-37:TYR:HB3	2.14	0.47
1:D:212:ASP:OD1	1:D:221:ARG:NH2	2.48	0.47
2:M:35:TYR:O	2:M:42:ALA:HB1	2.14	0.47
1:C:52:LYS:O	1:C:63:ALA:HA	2.15	0.47
2:I:175:ALA:CB	2:I:182:GLY:HA2	2.42	0.47
2:H:181:THR:HG22	2:H:182:GLY:N	2.30	0.47
1:D:83:ASP:OD1	2:K:65:HIS:CD2	2.66	0.47
1:D:21:ARG:HH11	1:D:21:ARG:HG3	1.79	0.47
2:I:-43:LEU:N	2:I:-43:LEU:HD12	2.30	0.47
1:D:84:MET:HE3	2:L:-43:LEU:HD21	1.96	0.47
2:M:53:ILE:O	2:M:56:VAL:HG12	2.15	0.47
1:C:35:PHE:HB2	1:C:175:LEU:O	2.15	0.47
1:D:138:LEU:HD23	1:D:154:VAL:HG23	1.96	0.47
2:J:14:LEU:HG	2:J:105:VAL:HG21	1.96	0.47
2:I:3:ILE:HD13	2:I:44:GLY:HA3	1.97	0.47
1:B:120:VAL:HG12	1:B:121:GLU:N	2.30	0.47
2:J:3:ILE:HD13	2:J:44:GLY:HA3	1.97	0.47
1:B:177:LEU:O	1:B:181:VAL:HG23	2.15	0.46
1:G:120:VAL:HG12	1:G:121:GLU:N	2.29	0.46

Continued on next page...

Continued from previous page...

Atom-1	Atom-2	Interatomic distance (Å)	Clash overlap (Å)
1:F:212:ASP:OD1	1:F:221:ARG:NH2	2.48	0.46
1:F:19:LEU:C	1:F:19:LEU:HD23	2.36	0.46
2:I:-35:ARG:NH1	2:I:-35:ARG:HB2	2.11	0.46
2:I:181:THR:HG22	2:I:182:GLY:N	2.30	0.46
2:H:164:LEU:O	2:H:168:ILE:HG13	2.15	0.46
2:N:53:ILE:O	2:N:56:VAL:HG12	2.15	0.46
1:E:28:ARG:HB3	1:E:44:GLU:CB	2.44	0.46
1:D:16:ARG:NH2	1:D:114:GLN:O	2.49	0.46
1:D:35:PHE:HB2	1:D:175:LEU:O	2.16	0.46
2:N:159:ASP:HB2	2:N:162:THR:H	1.80	0.46
2:N:7:THR:HG22	2:N:154:TYR:OH	2.15	0.46
1:C:140:ARG:NH1	3:C:260:HOH:O	2.48	0.46
1:G:16:ARG:NH1	1:G:117:PRO:HB3	2.30	0.46
1:C:137:GLN:O	1:C:138:LEU:HD12	2.14	0.46
2:M:124:ASP:HB3	2:M:126:VAL:H	1.81	0.46
2:K:159:ASP:HB2	2:K:162:THR:H	1.81	0.46
1:B:19:LEU:O	1:B:19:LEU:HD23	2.15	0.46
1:G:62:PHE:CD1	1:G:62:PHE:C	2.88	0.46
1:F:114:GLN:HG3	1:F:115:PRO:CD	2.36	0.46
1:G:140:ARG:O	1:G:147:ILE:HA	2.16	0.46
1:B:140:ARG:O	1:B:147:ILE:HA	2.14	0.46
1:D:114:GLN:HE21	1:D:114:GLN:HA	1.80	0.46
1:F:34:THR:HG23	1:F:136:PRO:HG2	1.97	0.46
1:E:62:PHE:C	1:E:62:PHE:CD1	2.87	0.46
1:E:16:ARG:NH1	1:E:117:PRO:HB3	2.31	0.46
2:M:159:ASP:HB2	2:M:162:THR:H	1.81	0.46
2:L:-36:LEU:HD22	2:L:-29:LEU:HD12	1.97	0.46
1:E:179:ALA:O	1:E:183:ILE:HG12	2.16	0.46
1:E:80:VAL:HG22	2:L:65:HIS:NE2	2.31	0.46
2:M:140:GLY:O	2:M:143:SER:HB3	2.15	0.46
1:E:35:PHE:HB2	1:E:175:LEU:O	2.16	0.46
1:D:176:ASP:OD2	1:D:177:LEU:N	2.49	0.46
1:E:39:VAL:O	1:E:210:VAL:HG23	2.15	0.46
2:L:13:LEU:C	2:L:13:LEU:HD12	2.36	0.46
1:E:114:GLN:HE21	1:E:114:GLN:CA	2.28	0.46
2:M:165:ARG:HG3	2:M:213:LEU:HD22	1.98	0.46
2:M:55:LEU:HD11	2:M:86:MET:HB3	1.98	0.46
2:K:41:SER:HA	2:K:197:ILE:HD13	1.97	0.46
2:L:124:ASP:HB3	2:L:126:VAL:H	1.81	0.46
1:C:66:GLY:HA3	1:C:119:GLU:O	2.16	0.46
1:A:112:THR:HG22	1:B:115:PRO:HG2	1.98	0.46

Continued on next page...

Continued from previous page...

Atom-1	Atom-2	Interatomic distance (Å)	Clash overlap (Å)
2:K:181:THR:HG22	2:K:182:GLY:N	2.31	0.46
2:L:55:LEU:HD11	2:L:86:MET:HB3	1.98	0.46
2:L:164:LEU:O	2:L:168:ILE:HG13	2.16	0.46
1:C:212:ASP:OD1	1:C:221:ARG:NH2	2.48	0.46
2:I:159:ASP:HB2	2:I:162:THR:H	1.81	0.46
1:F:127:VAL:HG21	1:F:213:GLN:HB2	1.98	0.46
1:F:140:ARG:O	1:F:147:ILE:HA	2.15	0.45
1:A:16:ARG:NH2	1:A:114:GLN:O	2.49	0.45
2:J:164:LEU:O	2:J:168:ILE:HG13	2.16	0.45
2:I:41:SER:HA	2:I:197:ILE:HD13	1.97	0.45
1:F:35:PHE:HB2	1:F:175:LEU:O	2.16	0.45
1:B:175:LEU:HD11	1:B:183:ILE:HG13	1.97	0.45
1:F:19:LEU:O	1:F:19:LEU:HD23	2.16	0.45
2:L:144:LEU:HA	2:L:144:LEU:HD22	1.81	0.45
1:E:16:ARG:NH2	1:E:114:GLN:O	2.49	0.45
1:G:60:LEU:HA	1:G:125:ALA:O	2.16	0.45
2:K:45:ILE:HD12	2:K:56:VAL:HB	1.98	0.45
1:C:172:ARG:NH1	1:C:172:ARG:HG3	2.31	0.45
1:A:175:LEU:HD23	1:A:179:ALA:HB3	1.98	0.45
2:N:67:GLU:HA	2:N:72:VAL:O	2.16	0.45
2:I:191:TYR:CD2	2:I:211:SER:HA	2.52	0.45
1:F:75:ARG:O	1:F:79:ILE:HG12	2.17	0.45
2:J:159:ASP:HB2	2:J:162:THR:H	1.80	0.45
1:D:114:GLN:NE2	1:D:114:GLN:HA	2.31	0.45
1:D:114:GLN:HG3	1:D:115:PRO:CD	2.40	0.45
2:N:55:LEU:HD11	2:N:86:MET:HB3	1.97	0.45
1:A:175:LEU:HD11	1:A:183:ILE:HG13	1.98	0.45
1:C:89:TYR:CD2	2:K:74:LEU:HD21	2.51	0.45
2:K:-49:LEU:N	3:K:231:HOH:O	2.49	0.45
1:E:52:LYS:O	1:E:63:ALA:HA	2.16	0.45
2:L:3:ILE:HD11	2:L:33:ALA:HB1	1.98	0.45
1:E:120:VAL:HG12	1:E:121:GLU:N	2.30	0.45
2:K:13:LEU:C	2:K:13:LEU:HD12	2.36	0.45
1:E:140:ARG:O	1:E:147:ILE:HA	2.16	0.45
1:F:62:PHE:C	1:F:62:PHE:CD1	2.89	0.45
1:B:62:PHE:C	1:B:62:PHE:CD1	2.90	0.45
1:B:12:ILE:N	1:B:12:ILE:HD12	2.29	0.45
2:I:55:LEU:HD11	2:I:86:MET:HB3	1.97	0.45
2:I:13:LEU:C	2:I:13:LEU:HD12	2.36	0.45
1:C:19:LEU:HD23	1:C:19:LEU:C	2.36	0.45
2:J:13:LEU:HD12	2:J:13:LEU:C	2.36	0.45

Continued on next page...

Continued from previous page...

Atom-1	Atom-2	Interatomic distance (Å)	Clash overlap (Å)
2:N:41:SER:HA	2:N:197:ILE:HD13	1.98	0.45
2:L:41:SER:HA	2:L:197:ILE:HD13	1.98	0.45
1:F:80:VAL:HG22	2:M:65:HIS:NE2	2.32	0.45
1:C:127:VAL:HG21	1:C:213:GLN:HB2	1.98	0.45
1:E:127:VAL:HG21	1:E:213:GLN:HB2	1.98	0.45
2:N:165:ARG:HG3	2:N:213:LEU:HD22	1.98	0.45
1:C:175:LEU:HD11	1:C:183:ILE:HG13	1.98	0.45
1:B:175:LEU:HD23	1:B:179:ALA:HB3	1.99	0.45
1:G:84:MET:HE2	2:H:-43:LEU:HD21	1.99	0.45
2:N:5:ALA:O	2:N:136:TYR:HA	2.16	0.45
1:B:19:LEU:HD23	1:B:19:LEU:C	2.37	0.45
1:A:212:ASP:OD1	1:A:221:ARG:NH2	2.50	0.45
1:E:175:LEU:HD11	1:E:183:ILE:HG13	1.99	0.45
2:I:124:ASP:HB3	2:I:126:VAL:H	1.82	0.45
1:G:66:GLY:HA3	1:G:119:GLU:O	2.17	0.45
2:N:3:ILE:HD13	2:N:44:GLY:HA3	1.98	0.45
2:J:3:ILE:HD11	2:J:33:ALA:HB1	1.99	0.45
2:K:-35:ARG:HD3	2:K:-28:LEU:CD1	2.47	0.45
1:F:16:ARG:NH1	1:F:117:PRO:HB3	2.30	0.45
1:A:137:GLN:O	1:A:138:LEU:HD12	2.17	0.45
1:G:175:LEU:HD11	1:G:183:ILE:HG13	1.97	0.45
1:A:138:LEU:HD23	1:A:154:VAL:HG23	1.98	0.45
2:N:5:ALA:HB2	2:N:14:LEU:CD2	2.47	0.45
2:K:5:ALA:O	2:K:136:TYR:HA	2.16	0.45
1:E:19:LEU:HD23	1:E:19:LEU:C	2.38	0.45
2:H:75:THR:HG22	2:H:76:PHE:N	2.31	0.45
2:L:14:LEU:HB3	2:L:34:VAL:HG11	1.98	0.44
1:D:120:VAL:CG1	1:D:121:GLU:N	2.80	0.44
1:G:166:ALA:O	1:G:170:SER:HB3	2.18	0.44
2:M:-40:PHE:O	2:M:-37:TYR:HB3	2.16	0.44
1:A:149:ASP:N	1:A:149:ASP:OD1	2.50	0.44
1:D:141:ILE:HA	1:D:146:SER:O	2.18	0.44
2:I:164:LEU:HD23	2:I:213:LEU:CD1	2.47	0.44
1:B:212:ASP:OD1	1:B:221:ARG:NH2	2.50	0.44
2:K:35:TYR:O	2:K:42:ALA:HB1	2.18	0.44
1:A:62:PHE:CD1	1:A:62:PHE:C	2.90	0.44
2:H:159:ASP:HB2	2:H:162:THR:H	1.81	0.44
1:D:62:PHE:C	1:D:62:PHE:CD1	2.89	0.44
2:K:105:VAL:HG12	2:K:120:ILE:HG12	2.00	0.44
1:C:19:LEU:HD23	1:C:19:LEU:O	2.18	0.44
2:H:191:TYR:CD2	2:H:211:SER:HA	2.52	0.44

Continued on next page...

Continued from previous page...

Atom-1	Atom-2	Interatomic distance (Å)	Clash overlap (Å)
2:M:5:ALA:O	2:M:136:TYR:HA	2.17	0.44
1:D:19:LEU:C	1:D:19:LEU:HD23	2.38	0.44
1:B:16:ARG:NH1	1:B:117:PRO:HB3	2.33	0.44
1:C:82:ALA:HB2	1:C:99:LEU:HD21	2.00	0.44
1:D:60:LEU:HA	1:D:125:ALA:O	2.18	0.44
1:B:80:VAL:HG22	2:I:65:HIS:NE2	2.31	0.44
2:L:146:ALA:O	2:L:150:LEU:HD22	2.18	0.44
1:E:177:LEU:O	1:E:181:VAL:HG23	2.17	0.44
2:K:191:TYR:CD2	2:K:211:SER:HA	2.52	0.44
1:A:141:ILE:HA	1:A:146:SER:O	2.17	0.44
2:M:172:TYR:CZ	2:M:184:PRO:HB2	2.53	0.44
1:E:175:LEU:HD23	1:E:179:ALA:HB3	2.00	0.44
2:L:67:GLU:HA	2:L:72:VAL:O	2.17	0.44
2:H:65:HIS:HE1	3:H:231:HOH:O	2.00	0.44
1:F:127:VAL:CG2	1:F:213:GLN:HB2	2.48	0.44
1:E:19:LEU:HD23	1:E:19:LEU:O	2.18	0.44
2:I:40:PHE:O	2:I:37:TYR:HB3	2.18	0.44
1:E:109:THR:HA	3:E:262:HOH:O	2.17	0.44
1:C:16:ARG:NH2	1:C:114:GLN:O	2.50	0.44
1:A:165:THR:HA	1:A:168:ARG:HB2	2.00	0.44
2:K:165:ARG:HG3	2:K:213:LEU:HD22	2.00	0.44
1:D:75:ARG:O	1:D:79:ILE:HG12	2.17	0.44
1:F:138:LEU:HD23	1:F:154:VAL:HG23	2.00	0.44
2:I:45:ILE:HD12	2:I:56:VAL:HB	1.99	0.44
1:A:75:ARG:O	1:A:79:ILE:HG12	2.18	0.44
1:C:166:ALA:O	1:C:170:SER:HB3	2.18	0.44
1:G:127:VAL:HG21	1:G:213:GLN:HB2	1.99	0.44
2:N:35:TYR:O	2:N:42:ALA:HB1	2.18	0.44
2:H:13:LEU:HD12	2:H:13:LEU:C	2.38	0.44
2:I:48:THR:CG2	2:I:51:ILE:HG12	2.47	0.44
1:G:141:ILE:HA	1:G:146:SER:O	2.18	0.44
1:C:140:ARG:O	1:C:147:ILE:HA	2.18	0.44
1:D:179:ALA:O	1:D:183:ILE:HG12	2.18	0.44
1:F:179:ALA:O	1:F:183:ILE:HG12	2.18	0.44
1:E:66:GLY:HA3	1:E:119:GLU:O	2.17	0.44
1:A:211:LEU:HD12	1:A:211:LEU:HA	1.88	0.44
2:N:-35:ARG:NH1	2:N:-35:ARG:HB2	2.13	0.44
1:E:112:THR:CG2	1:F:115:PRO:HG2	2.48	0.44
1:A:16:ARG:NH1	1:A:117:PRO:HB3	2.33	0.44
2:N:175:ALA:CB	2:N:182:GLY:HA2	2.42	0.44
1:A:166:ALA:O	1:A:170:SER:HB3	2.18	0.44

Continued on next page...

Continued from previous page...

Atom-1	Atom-2	Interatomic distance (Å)	Clash overlap (Å)
2:I:132:GLU:O	2:I:133:ARG:HG2	2.17	0.44
2:J:75:THR:HG22	2:J:76:PHE:N	2.33	0.44
1:G:12:ILE:N	1:G:12:ILE:HD12	2.28	0.44
1:D:175:LEU:HD11	1:D:183:ILE:HG13	2.00	0.44
1:F:120:VAL:CG1	1:F:121:GLU:N	2.80	0.44
2:K:-40:PHE:O	2:K:-37:TYR:HB3	2.18	0.44
2:N:91:LEU:O	2:N:91:LEU:HD22	2.18	0.44
1:A:112:THR:CG2	1:B:115:PRO:HG2	2.48	0.43
2:H:11:GLY:HA3	2:H:197:ILE:O	2.18	0.43
1:E:138:LEU:HD23	1:E:154:VAL:HG23	2.00	0.43
2:N:124:ASP:HB3	2:N:126:VAL:H	1.83	0.43
1:G:175:LEU:HD23	1:G:179:ALA:HB3	2.00	0.43
1:B:127:VAL:HG21	1:B:213:GLN:HB2	2.00	0.43
1:A:59:ARG:NH1	1:A:219:ALA:HB2	2.33	0.43
1:A:66:GLY:HA3	1:A:119:GLU:O	2.18	0.43
1:B:114:GLN:HG3	1:B:115:PRO:CD	2.40	0.43
2:L:175:ALA:CB	2:L:182:GLY:HA2	2.43	0.43
1:F:172:ARG:NH1	1:F:172:ARG:HG3	2.34	0.43
2:M:173:ASP:O	2:M:176:ASP:HB2	2.18	0.43
1:E:58:ASP:O	1:E:219:ALA:HB3	2.18	0.43
1:B:34:THR:HG23	1:B:136:PRO:HG2	2.00	0.43
2:L:-35:ARG:HD3	2:L:-28:LEU:CD1	2.48	0.43
1:B:16:ARG:NH2	1:B:114:GLN:O	2.51	0.43
1:F:18:GLU:OE1	1:F:22:LYS:HE3	2.18	0.43
1:C:56:LEU:HD23	1:C:56:LEU:HA	1.86	0.43
2:N:172:TYR:CZ	2:N:184:PRO:HB2	2.53	0.43
2:H:197:ILE:HG12	2:H:202:ALA:HB2	2.00	0.43
1:C:182:GLY:O	1:C:185:VAL:HG12	2.18	0.43
2:H:124:ASP:HB3	2:H:126:VAL:H	1.83	0.43
1:D:166:ALA:O	1:D:170:SER:HB3	2.17	0.43
2:H:103:LEU:HA	2:H:103:LEU:HD23	1.82	0.43
2:N:164:LEU:O	2:N:168:ILE:HG13	2.17	0.43
1:B:138:LEU:HD23	1:B:154:VAL:HG23	1.99	0.43
1:D:137:GLN:O	1:D:138:LEU:HD12	2.18	0.43
1:F:175:LEU:HD23	1:F:179:ALA:HB3	2.00	0.43
2:K:-43:LEU:O	2:K:-42:SER:HB2	2.19	0.43
1:F:130:VAL:HG22	1:F:216:PRO:HA	2.00	0.43
1:A:120:VAL:CG1	1:A:121:GLU:N	2.82	0.43
1:B:39:VAL:O	1:B:210:VAL:HG23	2.17	0.43
1:A:127:VAL:HG21	1:A:213:GLN:HB2	2.01	0.43
1:A:12:ILE:HD12	1:A:12:ILE:N	2.29	0.43

Continued on next page...

Continued from previous page...

Atom-1	Atom-2	Interatomic distance (Å)	Clash overlap (Å)
2:N:164:LEU:HD23	2:N:213:LEU:CD1	2.49	0.43
1:B:62:PHE:CE1	1:B:75:ARG:HG3	2.53	0.43
1:F:73:ASN:HB3	2:M:-47:PHE:CE1	2.52	0.43
1:G:179:ALA:O	1:G:183:ILE:HG12	2.18	0.43
2:N:5:ALA:HB2	2:N:14:LEU:HD23	2.00	0.43
1:G:178:GLU:HA	1:G:231:LEU:HD22	2.00	0.43
1:F:166:ALA:O	1:F:170:SER:HB3	2.19	0.43
1:A:163:ILE:HG23	1:A:187:ALA:O	2.19	0.43
1:B:166:ALA:O	1:B:170:SER:HB3	2.19	0.43
1:A:39:VAL:O	1:A:210:VAL:HG23	2.19	0.43
2:H:173:ASP:O	2:H:176:ASP:HB2	2.18	0.43
1:G:58:ASP:O	1:G:219:ALA:HB3	2.18	0.43
1:G:67:LYS:HB3	1:G:70:GLU:HG3	2.01	0.43
1:A:147:ILE:HD11	1:B:68:TYR:CE2	2.53	0.43
1:D:82:ALA:HB2	1:D:99:LEU:HD21	2.01	0.43
2:J:164:LEU:HD23	2:J:213:LEU:CD1	2.49	0.43
1:E:172:ARG:HG3	1:E:172:ARG:NH1	2.32	0.43
1:C:127:VAL:CG2	1:C:213:GLN:HB2	2.49	0.43
2:M:150:LEU:O	2:M:154:TYR:HB3	2.18	0.43
2:I:173:ASP:O	2:I:176:ASP:HB2	2.19	0.43
2:H:48:THR:CG2	2:H:51:ILE:HG12	2.49	0.43
2:I:165:ARG:HG3	2:I:213:LEU:HD22	2.01	0.43
1:F:56:LEU:HD23	1:F:56:LEU:HA	1.84	0.43
2:H:165:ARG:HG3	2:H:213:LEU:HD22	2.01	0.43
1:G:56:LEU:CD1	1:G:99:LEU:HD22	2.43	0.43
1:C:30:VAL:HG13	1:C:43:ALA:HB2	2.00	0.43
1:D:175:LEU:HD23	1:D:179:ALA:HB3	2.01	0.43
2:L:14:LEU:HG	2:L:105:VAL:HG21	2.00	0.43
1:E:178:GLU:HA	1:E:231:LEU:HD22	2.01	0.43
1:D:178:GLU:HA	1:D:231:LEU:HD22	2.00	0.43
1:G:75:ARG:O	1:G:79:ILE:HG12	2.18	0.43
1:A:34:THR:HG23	1:A:136:PRO:HG2	2.01	0.43
1:B:114:GLN:HA	1:B:114:GLN:HE21	1.84	0.43
1:F:60:LEU:HA	1:F:125:ALA:O	2.18	0.43
1:F:56:LEU:HB3	1:F:60:LEU:HB2	2.01	0.43
1:D:30:VAL:HG13	1:D:43:ALA:HB2	1.99	0.43
1:A:172:ARG:NH1	1:A:172:ARG:HG3	2.34	0.43
1:D:134:LYS:HD2	1:D:135:ALA:H	1.84	0.43
2:H:164:LEU:HD23	2:H:213:LEU:CD1	2.49	0.43
1:D:165:THR:HA	1:D:168:ARG:HB2	2.01	0.43
1:F:165:THR:HA	1:F:168:ARG:HB2	2.00	0.43

Continued on next page...

Continued from previous page...

Atom-1	Atom-2	Interatomic distance (Å)	Clash overlap (Å)
2:K:55:LEU:HD11	2:K:86:MET:HB3	1.99	0.43
2:H:105:VAL:HG12	2:H:120:ILE:HG12	2.01	0.43
2:L:3:ILE:HD13	2:L:44:GLY:HA3	2.00	0.43
1:E:127:VAL:CG2	1:E:213:GLN:HB2	2.49	0.43
1:A:178:GLU:HA	1:A:231:LEU:HD22	2.00	0.43
2:H:-40:PHE:O	2:H:-37:TYR:HB3	2.19	0.43
2:N:103:LEU:HA	2:N:103:LEU:HD23	1.77	0.43
1:B:66:GLY:HA3	1:B:119:GLU:O	2.18	0.43
1:D:62:PHE:CE1	1:D:75:ARG:HG3	2.54	0.42
2:K:172:TYR:CZ	2:K:184:PRO:HB2	2.54	0.42
1:B:60:LEU:HA	1:B:125:ALA:O	2.19	0.42
2:H:15:ALA:HA	2:H:193:THR:O	2.19	0.42
2:H:72:VAL:HG12	2:H:73:PRO:O	2.18	0.42
1:E:166:ALA:O	1:E:170:SER:HB3	2.18	0.42
1:F:39:VAL:O	1:F:210:VAL:HG23	2.19	0.42
1:D:127:VAL:HG21	1:D:213:GLN:HB2	2.01	0.42
1:D:59:ARG:NH1	1:D:219:ALA:HB2	2.34	0.42
2:L:75:THR:HG22	2:L:76:PHE:N	2.34	0.42
2:N:83:LEU:HD23	2:N:83:LEU:HA	1.85	0.42
2:N:75:THR:HG22	2:N:76:PHE:N	2.34	0.42
1:G:114:GLN:HG3	1:G:115:PRO:CD	2.37	0.42
1:A:56:LEU:CD1	1:A:99:LEU:HD22	2.44	0.42
2:L:165:ARG:HG3	2:L:213:LEU:HD22	2.01	0.42
1:D:18:GLU:OE1	1:D:22:LYS:HE3	2.18	0.42
2:J:197:ILE:HG12	2:J:202:ALA:HB2	2.00	0.42
1:A:179:ALA:O	1:A:183:ILE:HG12	2.19	0.42
2:N:105:VAL:HG12	2:N:120:ILE:HG12	2.01	0.42
1:G:19:LEU:C	1:G:19:LEU:HD23	2.39	0.42
2:J:83:LEU:HD23	2:J:83:LEU:HA	1.85	0.42
2:H:-35:ARG:HD3	2:H:-28:LEU:CD1	2.49	0.42
1:A:115:PRO:HG2	1:G:112:THR:HG22	2.00	0.42
1:F:82:ALA:HB2	1:F:99:LEU:HD21	2.01	0.42
2:H:132:GLU:O	2:H:133:ARG:HG2	2.18	0.42
1:E:141:ILE:HA	1:E:146:SER:O	2.20	0.42
2:K:175:ALA:HB2	2:K:183:GLY:N	2.29	0.42
1:B:82:ALA:HB2	1:B:99:LEU:HD21	2.00	0.42
1:G:138:LEU:HD23	1:G:154:VAL:HG23	2.01	0.42
1:D:130:VAL:HG21	1:D:216:PRO:HA	2.01	0.42
2:N:173:ASP:O	2:N:176:ASP:HB2	2.19	0.42
2:M:13:LEU:HD12	2:M:13:LEU:C	2.40	0.42
1:B:149:ASP:N	1:B:149:ASP:OD1	2.53	0.42

Continued on next page...

Continued from previous page...

Atom-1	Atom-2	Interatomic distance (Å)	Clash overlap (Å)
1:F:141:ILE:HA	1:F:146:SER:O	2.19	0.42
1:D:16:ARG:NH1	1:D:117:PRO:HB3	2.33	0.42
2:I:164:LEU:HD23	2:I:213:LEU:HD12	2.02	0.42
1:F:56:LEU:CD1	1:F:99:LEU:HD22	2.43	0.42
2:L:5:ALA:HB2	2:L:14:LEU:CD2	2.50	0.42
1:D:66:GLY:HA3	1:D:119:GLU:O	2.19	0.42
1:D:10:GLU:HG3	1:D:11:GLN:HG2	2.01	0.42
1:B:165:THR:HG22	1:B:168:ARG:NE	2.27	0.42
1:B:56:LEU:HB3	1:B:60:LEU:HB2	2.01	0.42
2:K:124:ASP:HB3	2:K:126:VAL:H	1.84	0.42
1:C:127:VAL:O	1:C:127:VAL:HG13	2.20	0.42
1:E:34:THR:HG23	1:E:136:PRO:HG2	2.01	0.42
2:L:132:GLU:O	2:L:133:ARG:HG2	2.20	0.42
2:N:144:LEU:HD22	2:N:144:LEU:HA	1.86	0.42
1:C:114:GLN:HA	1:C:114:GLN:HE21	1.84	0.42
2:H:183:GLY:HA3	2:H:184:PRO:HD3	1.91	0.42
2:I:-3:PRO:HD2	2:J:124:ASP:OD2	2.19	0.42
1:G:83:ASP:OD1	2:N:65:HIS:CD2	2.71	0.42
1:B:130:VAL:HG22	1:B:216:PRO:HA	2.01	0.42
1:A:58:ASP:O	1:A:219:ALA:HB3	2.20	0.42
1:G:19:LEU:O	1:G:19:LEU:HD23	2.20	0.42
1:E:75:ARG:O	1:E:79:ILE:HG12	2.20	0.42
2:N:-32:ALA:N	2:N:-31:PRO:HD3	2.35	0.42
1:B:141:ILE:HA	1:B:146:SER:O	2.18	0.42
1:C:56:LEU:HB3	1:C:60:LEU:HB2	2.01	0.42
1:A:18:GLU:OE1	1:A:22:LYS:HE3	2.20	0.42
1:C:179:ALA:O	1:C:183:ILE:HG12	2.19	0.42
1:A:83:ASP:OD1	2:H:65:HIS:CD2	2.72	0.42
1:G:149:ASP:OD1	1:G:149:ASP:N	2.53	0.42
1:E:82:ALA:HB2	1:E:99:LEU:HD21	2.00	0.42
2:J:181:THR:HG22	2:J:182:GLY:N	2.34	0.42
1:G:182:GLY:O	1:G:185:VAL:HG12	2.20	0.42
1:F:84:MET:CE	2:N:-43:LEU:HD21	2.49	0.42
1:F:149:ASP:N	1:F:149:ASP:OD1	2.53	0.42
1:C:203:VAL:C	1:C:205:SER:N	2.73	0.42
2:N:72:VAL:HG12	2:N:73:PRO:O	2.20	0.42
1:A:134:LYS:HD2	1:A:135:ALA:H	1.85	0.42
1:G:89:TYR:CD2	2:H:74:LEU:HD21	2.55	0.41
1:G:127:VAL:CG2	1:G:213:GLN:HB2	2.50	0.41
2:J:-35:ARG:HB2	2:J:-35:ARG:NH1	2.14	0.41
2:J:-35:ARG:HD3	2:J:-28:LEU:CD1	2.50	0.41

Continued on next page...

Continued from previous page...

Atom-1	Atom-2	Interatomic distance (Å)	Clash overlap (Å)
1:B:165:THR:HA	1:B:168:ARG:HB2	2.03	0.41
1:G:56:LEU:HB3	1:G:60:LEU:HB2	2.02	0.41
1:E:18:GLU:OE1	1:E:22:LYS:HE3	2.21	0.41
1:C:232:VAL:HG13	1:C:232:VAL:O	2.20	0.41
2:I:67:GLU:HA	2:I:72:VAL:O	2.20	0.41
1:A:130:VAL:HG22	1:A:216:PRO:HA	2.01	0.41
2:I:105:VAL:HG12	2:I:120:ILE:HG12	2.01	0.41
1:B:58:ASP:O	1:B:219:ALA:HB3	2.21	0.41
1:B:178:GLU:HA	1:B:231:LEU:HD22	2.02	0.41
2:K:48:THR:CG2	2:K:51:ILE:HG12	2.50	0.41
1:B:163:ILE:HG23	1:B:187:ALA:O	2.19	0.41
2:H:-49:LEU:N	3:H:234:HOH:O	2.52	0.41
2:H:35:TYR:O	2:H:42:ALA:HB1	2.20	0.41
1:A:19:LEU:C	1:A:19:LEU:HD23	2.40	0.41
1:C:149:ASP:OD1	1:C:149:ASP:N	2.53	0.41
2:H:175:ALA:CB	2:H:182:GLY:HA2	2.45	0.41
1:G:18:GLU:OE1	1:G:22:LYS:HE3	2.20	0.41
1:C:60:LEU:HA	1:C:125:ALA:O	2.20	0.41
1:D:56:LEU:HG	1:D:62:PHE:HB2	2.03	0.41
1:D:172:ARG:HG3	1:D:172:ARG:NH1	2.33	0.41
2:J:105:VAL:HG12	2:J:120:ILE:HG12	2.02	0.41
1:C:120:VAL:CG1	1:C:121:GLU:N	2.83	0.41
1:G:120:VAL:CG1	1:G:121:GLU:N	2.83	0.41
1:E:210:VAL:HG22	1:E:211:LEU:N	2.35	0.41
1:G:161:GLU:HB2	1:G:162:PRO:CD	2.50	0.41
2:K:173:ASP:O	2:K:176:ASP:HB2	2.20	0.41
1:C:114:GLN:HA	1:C:114:GLN:NE2	2.35	0.41
1:A:56:LEU:HB3	1:A:60:LEU:HB2	2.01	0.41
2:L:150:LEU:O	2:L:154:TYR:HB3	2.20	0.41
1:E:60:LEU:HA	1:E:125:ALA:O	2.20	0.41
1:C:178:GLU:HA	1:C:231:LEU:HD22	2.01	0.41
2:M:-35:ARG:HD3	2:M:-28:LEU:CD1	2.51	0.41
1:G:16:ARG:HB3	1:G:16:ARG:HH11	1.86	0.41
2:L:181:THR:HG22	2:L:182:GLY:N	2.36	0.41
2:J:172:TYR:CZ	2:J:184:PRO:HB2	2.54	0.41
2:M:197:ILE:HG12	2:M:202:ALA:HB2	2.03	0.41
2:N:197:ILE:HG12	2:N:202:ALA:CB	2.50	0.41
1:B:232:VAL:HG13	1:B:232:VAL:O	2.21	0.41
1:G:80:VAL:HG22	2:N:65:HIS:NE2	2.34	0.41
1:D:34:THR:HG23	1:D:136:PRO:HG2	2.02	0.41
2:K:150:LEU:O	2:K:154:TYR:HB3	2.20	0.41

Continued on next page...

Continued from previous page...

Atom-1	Atom-2	Interatomic distance (Å)	Clash overlap (Å)
2:K:7:THR:HG23	3:K:235:HOH:O	2.20	0.41
1:B:84:MET:HE1	2:J:-43:LEU:HD21	2.03	0.41
1:C:39:VAL:O	1:C:210:VAL:HG23	2.20	0.41
2:I:-32:ALA:N	2:I:-31:PRO:HD3	2.35	0.41
1:C:34:THR:HG23	1:C:136:PRO:HG2	2.02	0.41
1:G:130:VAL:HG22	1:G:216:PRO:HA	2.03	0.41
2:M:-32:ALA:N	2:M:-31:PRO:HD3	2.35	0.41
1:D:211:LEU:HD12	1:D:211:LEU:HA	1.86	0.41
2:N:-35:ARG:HD3	2:N:-28:LEU:CD1	2.50	0.41
1:A:114:GLN:HA	1:A:114:GLN:HE21	1.86	0.41
2:M:14:LEU:HB3	2:M:34:VAL:CG1	2.51	0.41
2:K:218:VAL:O	2:K:219:ALA:O	2.39	0.41
2:H:67:GLU:HA	2:H:72:VAL:O	2.20	0.41
1:E:120:VAL:CG1	1:E:121:GLU:N	2.83	0.41
1:F:66:GLY:HA3	1:F:119:GLU:O	2.20	0.41
2:I:35:TYR:O	2:I:42:ALA:HB1	2.21	0.41
2:J:-26:GLU:H	2:J:-26:GLU:HG3	1.66	0.41
2:H:144:LEU:HD22	2:H:144:LEU:HA	1.83	0.41
1:D:149:ASP:N	1:D:149:ASP:OD1	2.54	0.41
1:E:182:GLY:O	1:E:185:VAL:HG12	2.20	0.41
1:A:182:GLY:O	1:A:185:VAL:HG12	2.21	0.41
2:M:124:ASP:HB2	2:M:128:GLY:N	2.35	0.41
2:I:150:LEU:O	2:I:154:TYR:HB3	2.20	0.41
1:B:179:ALA:O	1:B:183:ILE:HG12	2.21	0.41
1:B:127:VAL:CG2	1:B:213:GLN:HB2	2.50	0.41
1:D:127:VAL:CG2	1:D:213:GLN:HB2	2.51	0.41
1:A:107:LEU:HA	1:A:107:LEU:HD23	1.97	0.41
1:C:141:ILE:HA	1:C:146:SER:O	2.20	0.41
1:D:12:ILE:O	1:D:16:ARG:HG3	2.21	0.41
1:F:56:LEU:HG	1:F:62:PHE:HB2	2.03	0.41
1:G:165:THR:HA	1:G:168:ARG:HB2	2.02	0.41
1:F:12:ILE:HD12	1:F:12:ILE:N	2.29	0.41
2:J:11:GLY:HA3	2:J:197:ILE:O	2.20	0.41
1:F:182:GLY:O	1:F:185:VAL:HG12	2.20	0.41
1:A:73:ASN:HB3	2:H:-47:PHE:CE1	2.55	0.41
1:E:73:ASN:HB3	2:L:-47:PHE:CE1	2.56	0.41
2:M:14:LEU:HA	2:M:14:LEU:HD23	1.93	0.41
2:I:15:ALA:HA	2:I:193:THR:O	2.20	0.41
2:J:150:LEU:O	2:J:154:TYR:HB3	2.20	0.41
1:B:120:VAL:CG1	1:B:121:GLU:N	2.83	0.41
2:H:211:SER:O	2:H:214:ALA:HB3	2.20	0.41

Continued on next page...

Continued from previous page...

Atom-1	Atom-2	Interatomic distance (Å)	Clash overlap (Å)
1:A:19:LEU:O	1:A:19:LEU:HD23	2.20	0.41
1:A:10:GLU:OE1	1:B:15:ASP:O	2.38	0.41
2:J:144:LEU:HD22	2:J:144:LEU:HA	1.86	0.41
2:J:35:TYR:O	2:J:42:ALA:HB1	2.20	0.41
1:E:12:ILE:O	1:E:16:ARG:HG3	2.21	0.41
1:E:165:THR:HG22	1:E:168:ARG:NE	2.26	0.41
1:C:56:LEU:CD1	1:C:99:LEU:HD22	2.45	0.41
1:B:18:GLU:OE1	1:B:22:LYS:HE3	2.21	0.41
1:G:232:VAL:O	1:G:232:VAL:HG13	2.21	0.41
2:N:15:ALA:HA	2:N:193:THR:O	2.21	0.41
1:F:178:GLU:HA	1:F:231:LEU:HD22	2.02	0.41
1:F:58:ASP:O	1:F:219:ALA:HB3	2.20	0.41
1:C:59:ARG:NH1	1:C:219:ALA:HB2	2.36	0.41
1:A:114:GLN:HA	1:A:114:GLN:NE2	2.36	0.40
1:A:12:ILE:O	1:A:16:ARG:HG3	2.21	0.40
1:E:165:THR:HA	1:E:168:ARG:HB2	2.02	0.40
1:G:82:ALA:HB2	1:G:99:LEU:HD21	2.03	0.40
1:A:56:LEU:HA	1:A:56:LEU:HD23	1.84	0.40
1:C:18:GLU:OE1	1:C:22:LYS:HE3	2.22	0.40
1:A:173:ALA:C	1:A:175:LEU:N	2.75	0.40
2:L:5:ALA:HB2	2:L:14:LEU:HD23	2.03	0.40
2:M:-43:LEU:O	2:M:-42:SER:HB2	2.21	0.40
2:K:132:GLU:O	2:K:133:ARG:HG2	2.21	0.40
2:M:75:THR:HG22	2:M:76:PHE:N	2.35	0.40
2:L:-26:GLU:HG3	2:L:-26:GLU:H	1.67	0.40
2:K:144:LEU:HD22	2:K:144:LEU:HA	1.86	0.40
1:C:16:ARG:NH1	1:C:117:PRO:HB3	2.36	0.40
1:A:82:ALA:HB2	1:A:99:LEU:HD21	2.03	0.40
1:B:73:ASN:HB3	2:I:-47:PHE:CE1	2.55	0.40
1:G:84:MET:HE3	2:H:-43:LEU:HD21	2.02	0.40
2:L:15:ALA:HA	2:L:193:THR:O	2.21	0.40
1:A:62:PHE:CE1	1:A:75:ARG:HG3	2.56	0.40
2:J:5:ALA:O	2:J:136:TYR:HA	2.20	0.40
1:G:211:LEU:HD12	1:G:211:LEU:HA	1.85	0.40
1:B:56:LEU:HG	1:B:62:PHE:HB2	2.03	0.40
2:L:20:ALA:HB3	2:L:28:SER:HB3	2.04	0.40
1:A:232:VAL:HG13	1:A:232:VAL:O	2.22	0.40
2:M:105:VAL:HG12	2:M:120:ILE:HG12	2.02	0.40
1:C:10:GLU:HG3	1:C:11:GLN:HG2	2.04	0.40
1:D:161:GLU:HB2	1:D:162:PRO:CD	2.51	0.40
2:L:83:LEU:HD23	2:L:83:LEU:HA	1.86	0.40

Continued on next page...

Continued from previous page...

Atom-1	Atom-2	Interatomic distance (Å)	Clash overlap (Å)
1:G:114:GLN:HE21	1:G:114:GLN:HA	1.87	0.40
1:B:56:LEU:HD23	1:B:56:LEU:HA	1.82	0.40
2:J:124:ASP:HB2	2:J:128:GLY:N	2.36	0.40
1:G:172:ARG:NH1	1:G:172:ARG:HG3	2.35	0.40
2:L:72:VAL:HG12	2:L:73:PRO:N	2.36	0.40
2:H:150:LEU:O	2:H:154:TYR:HB3	2.22	0.40
1:D:130:VAL:HG22	1:D:216:PRO:HA	2.03	0.40
1:A:127:VAL:CG2	1:A:213:GLN:HB2	2.52	0.40
2:H:132:GLU:C	2:H:133:ARG:HG2	2.41	0.40
2:N:48:THR:CG2	2:N:51:ILE:HG12	2.51	0.40
1:D:39:VAL:O	1:D:210:VAL:HG23	2.21	0.40
1:E:147:ILE:HD11	1:F:68:TYR:CE2	2.57	0.40
1:G:41:PHE:HZ	1:G:125:ALA:HB3	1.86	0.40
1:D:56:LEU:HB3	1:D:60:LEU:HB2	2.03	0.40
2:I:20:ALA:HB3	2:I:28:SER:HB3	2.04	0.40
1:C:175:LEU:HD23	1:C:179:ALA:HB3	2.02	0.40
2:N:14:LEU:O	2:N:194:ALA:HA	2.22	0.40
1:A:130:VAL:HG21	1:A:216:PRO:HA	2.04	0.40
1:F:127:VAL:HG13	1:F:127:VAL:O	2.22	0.40
1:B:127:VAL:O	1:B:127:VAL:HG13	2.22	0.40

All (1) symmetry-related close contacts are listed below. The label for Atom-2 includes the symmetry operator and encoded unit-cell translations to be applied.

Atom-1	Atom-2	Interatomic distance (Å)	Clash overlap (Å)
1:C:172:ARG:NH1	1:C:172:ARG:NH1[4_576]	1.55	0.65

5.3 Torsion angles ⓘ

5.3.1 Protein backbone ⓘ

In the following table, the Percentiles column shows the percent Ramachandran outliers of the chain as a percentile score with respect to all X-ray entries followed by that with respect to entries of similar resolution.

The Analysed column shows the number of residues for which the backbone conformation was analysed, and the total number of residues.

Mol	Chain	Analysed	Favoured	Allowed	Outliers	Percentiles
1	A	215/259 (83%)	178 (83%)	30 (14%)	7 (3%)	5 26

Continued on next page...

Continued from previous page...

Mol	Chain	Analysed	Favoured	Allowed	Outliers	Percentiles	
1	B	215/259 (83%)	179 (83%)	29 (14%)	7 (3%)	5	26
1	C	215/259 (83%)	181 (84%)	25 (12%)	9 (4%)	3	19
1	D	215/259 (83%)	179 (83%)	28 (13%)	8 (4%)	4	23
1	E	215/259 (83%)	180 (84%)	26 (12%)	9 (4%)	3	19
1	F	215/259 (83%)	178 (83%)	28 (13%)	9 (4%)	3	19
1	G	215/259 (83%)	178 (83%)	29 (14%)	8 (4%)	4	23
2	H	247/294 (84%)	224 (91%)	17 (7%)	6 (2%)	7	33
2	I	247/294 (84%)	221 (90%)	20 (8%)	6 (2%)	7	33
2	J	247/294 (84%)	222 (90%)	19 (8%)	6 (2%)	7	33
2	K	247/294 (84%)	222 (90%)	18 (7%)	7 (3%)	6	30
2	L	247/294 (84%)	223 (90%)	17 (7%)	7 (3%)	6	30
2	M	247/294 (84%)	224 (91%)	16 (6%)	7 (3%)	6	30
2	N	247/294 (84%)	224 (91%)	17 (7%)	6 (2%)	7	33
All	All	3234/3871 (84%)	2813 (87%)	319 (10%)	102 (3%)	5	26

All (102) Ramachandran outliers are listed below:

Mol	Chain	Res	Type
1	A	28	ARG
1	A	224	ALA
1	B	28	ARG
1	B	224	ALA
1	C	28	ARG
1	C	224	ALA
1	D	28	ARG
1	D	224	ALA
1	E	28	ARG
1	E	224	ALA
1	F	28	ARG
1	F	224	ALA
1	G	28	ARG
1	G	224	ALA
2	H	156	PRO
2	I	156	PRO
2	J	-1	GLY
2	J	156	PRO
2	K	156	PRO

Continued on next page...

Continued from previous page...

Mol	Chain	Res	Type
2	L	156	PRO
2	M	156	PRO
2	N	156	PRO
1	A	128	GLY
1	A	170	SER
1	B	128	GLY
1	B	170	SER
1	C	128	GLY
1	C	170	SER
1	D	128	GLY
1	D	170	SER
1	E	128	GLY
1	E	170	SER
1	F	128	GLY
1	F	170	SER
1	G	128	GLY
1	G	170	SER
2	H	-1	GLY
2	H	39	GLU
2	H	183	GLY
2	I	-1	GLY
2	I	39	GLU
2	I	183	GLY
2	J	39	GLU
2	J	183	GLY
2	K	-1	GLY
2	K	39	GLU
2	K	183	GLY
2	L	-1	GLY
2	L	39	GLU
2	L	183	GLY
2	M	-1	GLY
2	M	39	GLU
2	M	183	GLY
2	N	-1	GLY
2	N	39	GLU
2	N	183	GLY
1	A	176	ASP
1	B	176	ASP
1	C	176	ASP
1	D	176	ASP
1	F	176	ASP

Continued on next page...

Continued from previous page...

Mol	Chain	Res	Type
1	G	176	ASP
2	K	9	LYS
2	N	9	LYS
1	D	143	TYR
1	E	143	TYR
1	E	176	ASP
1	F	143	TYR
2	H	9	LYS
2	I	9	LYS
2	J	9	LYS
2	L	9	LYS
2	M	9	LYS
1	A	130	VAL
1	B	130	VAL
1	C	130	VAL
1	D	130	VAL
1	E	130	VAL
1	F	130	VAL
1	G	130	VAL
1	G	143	TYR
1	C	68	TYR
1	C	143	TYR
1	D	68	TYR
1	E	68	TYR
1	F	68	TYR
2	H	10	GLY
2	L	10	GLY
2	K	10	GLY
2	I	10	GLY
2	M	10	GLY
1	A	203	VAL
1	E	203	VAL
1	F	203	VAL
1	G	203	VAL
2	J	10	GLY
2	N	10	GLY
1	B	203	VAL
1	C	203	VAL
2	K	218	VAL
2	L	218	VAL
2	M	218	VAL

5.3.2 Protein sidechains ⓘ

In the following table, the Percentiles column shows the percent sidechain outliers of the chain as a percentile score with respect to all X-ray entries followed by that with respect to entries of similar resolution.

The Analysed column shows the number of residues for which the sidechain conformation was analysed, and the total number of residues.

Mol	Chain	Analysed	Rotameric	Outliers	Percentiles	
1	A	174/206 (84%)	162 (93%)	12 (7%)	19	55
1	B	174/206 (84%)	162 (93%)	12 (7%)	19	55
1	C	174/206 (84%)	162 (93%)	12 (7%)	19	55
1	D	174/206 (84%)	163 (94%)	11 (6%)	22	58
1	E	174/206 (84%)	162 (93%)	12 (7%)	19	55
1	F	174/206 (84%)	163 (94%)	11 (6%)	22	58
1	G	174/206 (84%)	163 (94%)	11 (6%)	22	58
2	H	189/222 (85%)	173 (92%)	16 (8%)	13	45
2	I	189/222 (85%)	172 (91%)	17 (9%)	12	41
2	J	189/222 (85%)	172 (91%)	17 (9%)	12	41
2	K	189/222 (85%)	172 (91%)	17 (9%)	12	41
2	L	189/222 (85%)	173 (92%)	16 (8%)	13	45
2	M	189/222 (85%)	172 (91%)	17 (9%)	12	41
2	N	189/222 (85%)	171 (90%)	18 (10%)	11	38
All	All	2541/2996 (85%)	2342 (92%)	199 (8%)	16	49

All (199) residues with a non-rotameric sidechain are listed below:

Mol	Chain	Res	Type
1	A	14	ARG
1	A	15	ASP
1	A	21	ARG
1	A	26	ARG
1	A	48	THR
1	A	56	LEU
1	A	97	ARG
1	A	114	GLN
1	A	118	TYR
1	A	150	GLU
1	A	215	ARG

Continued on next page...

Continued from previous page...

Mol	Chain	Res	Type
1	A	228	LEU
1	B	14	ARG
1	B	15	ASP
1	B	21	ARG
1	B	26	ARG
1	B	48	THR
1	B	56	LEU
1	B	97	ARG
1	B	114	GLN
1	B	118	TYR
1	B	150	GLU
1	B	215	ARG
1	B	228	LEU
1	C	14	ARG
1	C	21	ARG
1	C	26	ARG
1	C	48	THR
1	C	56	LEU
1	C	97	ARG
1	C	114	GLN
1	C	118	TYR
1	C	150	GLU
1	C	175	LEU
1	C	215	ARG
1	C	228	LEU
1	D	14	ARG
1	D	26	ARG
1	D	48	THR
1	D	56	LEU
1	D	97	ARG
1	D	114	GLN
1	D	118	TYR
1	D	150	GLU
1	D	175	LEU
1	D	215	ARG
1	D	228	LEU
1	E	14	ARG
1	E	21	ARG
1	E	26	ARG
1	E	48	THR
1	E	56	LEU
1	E	97	ARG

Continued on next page...

Continued from previous page...

Mol	Chain	Res	Type
1	E	114	GLN
1	E	118	TYR
1	E	150	GLU
1	E	175	LEU
1	E	215	ARG
1	E	228	LEU
1	F	14	ARG
1	F	21	ARG
1	F	26	ARG
1	F	48	THR
1	F	56	LEU
1	F	97	ARG
1	F	114	GLN
1	F	118	TYR
1	F	150	GLU
1	F	215	ARG
1	F	228	LEU
1	G	14	ARG
1	G	21	ARG
1	G	26	ARG
1	G	48	THR
1	G	56	LEU
1	G	97	ARG
1	G	114	GLN
1	G	118	TYR
1	G	150	GLU
1	G	215	ARG
1	G	228	LEU
2	H	-35	ARG
2	H	7	THR
2	H	21	THR
2	H	32	GLU
2	H	34	VAL
2	H	38	ASP
2	H	83	LEU
2	H	91	LEU
2	H	103	LEU
2	H	113	ASP
2	H	144	LEU
2	H	150	LEU
2	H	159	ASP
2	H	161	GLU

Continued on next page...

Continued from previous page...

Mol	Chain	Res	Type
2	H	172	TYR
2	H	203	VAL
2	I	-35	ARG
2	I	7	THR
2	I	21	THR
2	I	32	GLU
2	I	34	VAL
2	I	38	ASP
2	I	83	LEU
2	I	103	LEU
2	I	113	ASP
2	I	125	VAL
2	I	144	LEU
2	I	150	LEU
2	I	159	ASP
2	I	161	GLU
2	I	172	TYR
2	I	203	VAL
2	I	212	GLU
2	J	-35	ARG
2	J	7	THR
2	J	21	THR
2	J	32	GLU
2	J	34	VAL
2	J	38	ASP
2	J	83	LEU
2	J	103	LEU
2	J	113	ASP
2	J	125	VAL
2	J	144	LEU
2	J	150	LEU
2	J	159	ASP
2	J	161	GLU
2	J	172	TYR
2	J	203	VAL
2	J	212	GLU
2	K	-35	ARG
2	K	7	THR
2	K	21	THR
2	K	32	GLU
2	K	34	VAL
2	K	38	ASP

Continued on next page...

Continued from previous page...

Mol	Chain	Res	Type
2	K	83	LEU
2	K	91	LEU
2	K	103	LEU
2	K	113	ASP
2	K	144	LEU
2	K	150	LEU
2	K	159	ASP
2	K	161	GLU
2	K	172	TYR
2	K	203	VAL
2	K	216	ARG
2	L	-35	ARG
2	L	7	THR
2	L	21	THR
2	L	32	GLU
2	L	34	VAL
2	L	38	ASP
2	L	83	LEU
2	L	103	LEU
2	L	113	ASP
2	L	125	VAL
2	L	144	LEU
2	L	150	LEU
2	L	159	ASP
2	L	161	GLU
2	L	172	TYR
2	L	203	VAL
2	M	-35	ARG
2	M	7	THR
2	M	21	THR
2	M	32	GLU
2	M	34	VAL
2	M	38	ASP
2	M	83	LEU
2	M	91	LEU
2	M	103	LEU
2	M	113	ASP
2	M	125	VAL
2	M	144	LEU
2	M	159	ASP
2	M	161	GLU
2	M	172	TYR

Continued on next page...

Continued from previous page...

Mol	Chain	Res	Type
2	M	203	VAL
2	M	212	GLU
2	N	-35	ARG
2	N	7	THR
2	N	21	THR
2	N	32	GLU
2	N	34	VAL
2	N	38	ASP
2	N	83	LEU
2	N	91	LEU
2	N	103	LEU
2	N	113	ASP
2	N	125	VAL
2	N	144	LEU
2	N	150	LEU
2	N	159	ASP
2	N	161	GLU
2	N	172	TYR
2	N	203	VAL
2	N	212	GLU

Some sidechains can be flipped to improve hydrogen bonding and reduce clashes. All (38) such sidechains are listed below:

Mol	Chain	Res	Type
1	A	114	GLN
1	A	213	GLN
1	B	114	GLN
1	B	213	GLN
1	C	114	GLN
1	C	213	GLN
1	D	114	GLN
1	D	213	GLN
1	E	114	GLN
1	E	213	GLN
1	F	114	GLN
1	F	137	GLN
1	F	213	GLN
1	G	114	GLN
1	G	137	GLN
1	G	213	GLN
2	H	-44	ASN
2	H	65	HIS

Continued on next page...

Continued from previous page...

Mol	Chain	Res	Type
2	H	81	ASN
2	I	-44	ASN
2	I	65	HIS
2	I	81	ASN
2	J	-44	ASN
2	J	65	HIS
2	J	81	ASN
2	K	-44	ASN
2	K	65	HIS
2	K	81	ASN
2	L	-44	ASN
2	L	-2	HIS
2	L	81	ASN
2	L	96	GLN
2	M	-44	ASN
2	M	65	HIS
2	M	81	ASN
2	N	-44	ASN
2	N	81	ASN
2	N	96	GLN

5.3.3 RNA ⓘ

There are no RNA molecules in this entry.

5.4 Non-standard residues in protein, DNA, RNA chains ⓘ

There are no non-standard protein/DNA/RNA residues in this entry.

5.5 Carbohydrates ⓘ

There are no carbohydrates in this entry.

5.6 Ligand geometry ⓘ

There are no ligands in this entry.

5.7 Other polymers

There are no such residues in this entry.

5.8 Polymer linkage issues

There are no chain breaks in this entry.

6 Fit of model and data [i](#)

6.1 Protein, DNA and RNA chains [i](#)

EDS was not executed - this section will therefore be empty.

6.2 Non-standard residues in protein, DNA, RNA chains [i](#)

EDS was not executed - this section will therefore be empty.

6.3 Carbohydrates [i](#)

EDS was not executed - this section will therefore be empty.

6.4 Ligands [i](#)

EDS was not executed - this section will therefore be empty.

6.5 Other polymers [i](#)

EDS was not executed - this section will therefore be empty.