



Full wwPDB X-ray Structure Validation Report ⓘ

Feb 1, 2016 – 05:23 AM GMT

PDB ID : 2QJS
Title : Stenotrophomonas maltophilia L1 metallo-beta-lactamase Asp-120 Asn mutant
Authors : Crisp, J.; Connors, R.; Spencer, J.
Deposited on : 2007-07-09
Resolution : 2.25 Å(reported)

This is a Full wwPDB X-ray Structure Validation Report for a publicly released PDB entry.
We welcome your comments at validation@mail.wwpdb.org
A user guide is available at
<http://wwpdb.org/validation/2016/XrayValidationReportHelp>
with specific help available everywhere you see the ⓘ symbol.

The following versions of software and data (see [references ⓘ](#)) were used in the production of this report:

MolProbity : 4.02b-467
Mogul : 1.7 (RC4), CSD as536be (2015)
Xtriage (Phenix) : 1.9-1692
EDS : rb-20026688
Percentile statistics : 20151230.v01 (using entries in the PDB archive December 30th 2015)
Refmac : 5.8.0135
CCP4 : 6.5.0
Ideal geometry (proteins) : Engh & Huber (2001)
Ideal geometry (DNA, RNA) : Parkinson et al. (1996)
Validation Pipeline (wwPDB-VP) : trunk26865

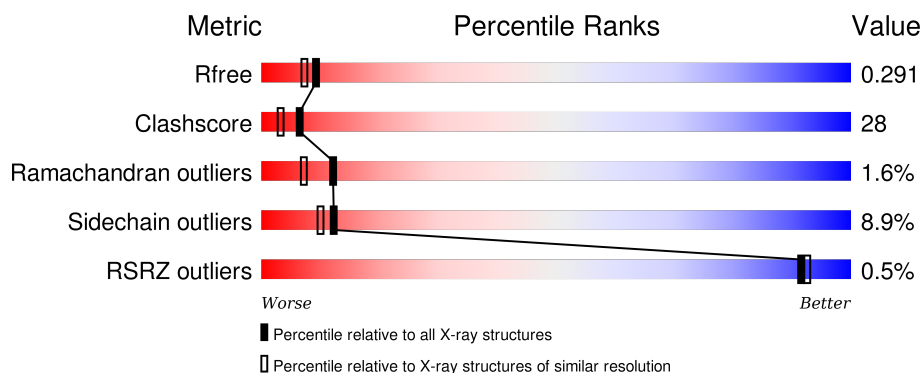
1 Overall quality at a glance

The following experimental techniques were used to determine the structure:

X-RAY DIFFRACTION





The reported resolution of this entry is 2.25 Å.

Percentile scores (ranging between 0-100) for global validation metrics of the entry are shown in the following graphic. The table shows the number of entries on which the scores are based.



Metric	Whole archive (#Entries)	Similar resolution (#Entries, resolution range(Å))
R_{free}	91344	1640 (2.28-2.24)
Clashscore	102246	1095 (2.26-2.26)
Ramachandran outliers	100387	1063 (2.26-2.26)
Sidechain outliers	100360	1063 (2.26-2.26)
RSRZ outliers	91569	1647 (2.28-2.24)

The table below summarises the geometric issues observed across the polymeric chains and their fit to the electron density. The red, orange, yellow and green segments on the lower bar indicate the fraction of residues that contain outliers for ≥ 3 , 2, 1 and 0 types of geometric quality criteria. A grey segment represents the fraction of residues that are not modelled. The numeric value for each fraction is indicated below the corresponding segment, with a dot representing fractions $\leq 5\%$. The upper red bar (where present) indicates the fraction of residues that have poor fit to the electron density. The numeric value is given above the bar.

Mol	Chain	Length	Quality of chain
1	A	269	
1	B	269	
1	C	269	
1	D	269	

2 Entry composition

There are 3 unique types of molecules in this entry. The entry contains 7820 atoms, of which 0 are hydrogens and 0 are deuteriums.

In the tables below, the ZeroOcc column contains the number of atoms modelled with zero occupancy, the AltConf column contains the number of residues with at least one atom in alternate conformation and the Trace column contains the number of residues modelled with at most 2 atoms.

- Molecule 1 is a protein called Metallo-beta-lactamase L1.

Mol	Chain	Residues	Atoms					ZeroOcc	AltConf	Trace
1	A	248	Total	C	N	O	S	0	0	0
			1854	1162	337	347	8			
1	B	248	Total	C	N	O	S	0	0	0
			1854	1162	337	347	8			
1	C	248	Total	C	N	O	S	0	0	0
			1854	1162	337	347	8			
1	D	248	Total	C	N	O	S	0	0	0
			1854	1162	337	347	8			

There are 4 discrepancies between the modelled and reference sequences:

Chain	Residue	Modelled	Actual	Comment	Reference
A	120	ASN	ASP	ENGINEERED	UNP P52700
B	120	ASN	ASP	ENGINEERED	UNP P52700
C	120	ASN	ASP	ENGINEERED	UNP P52700
D	120	ASN	ASP	ENGINEERED	UNP P52700

- Molecule 2 is ZINC ION (three-letter code: ZN) (formula: Zn).

Mol	Chain	Residues	Atoms		ZeroOcc	AltConf
2	B	2	Total	Zn	0	0
			2	2		
2	A	2	Total	Zn	0	0
			2	2		
2	D	2	Total	Zn	0	0
			2	2		
2	C	2	Total	Zn	0	0
			2	2		

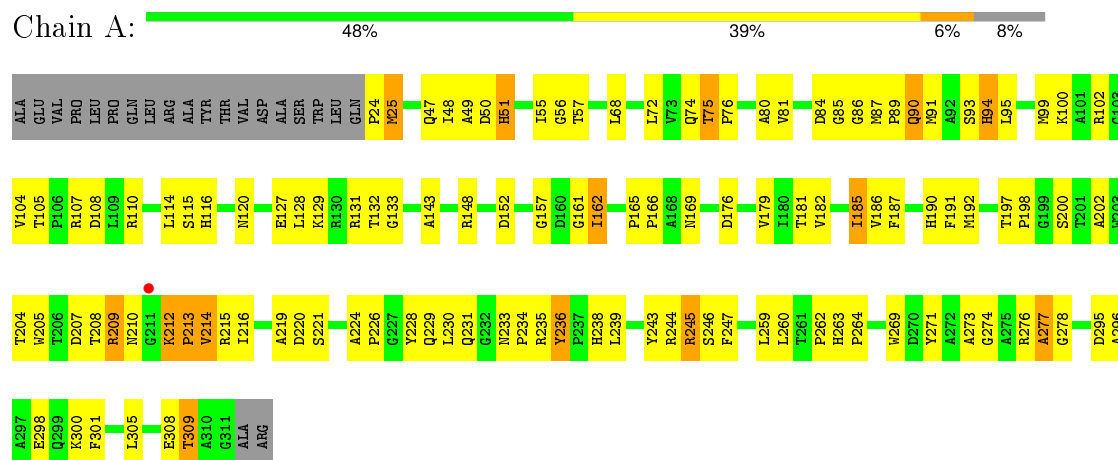
- Molecule 3 is water.

Mol	Chain	Residues	Atoms		ZeroOcc	AltConf
3	A	109	Total 109	O 109	0	0
3	B	94	Total 94	O 94	0	0
3	C	88	Total 88	O 88	0	0
3	D	105	Total 105	O 105	0	0

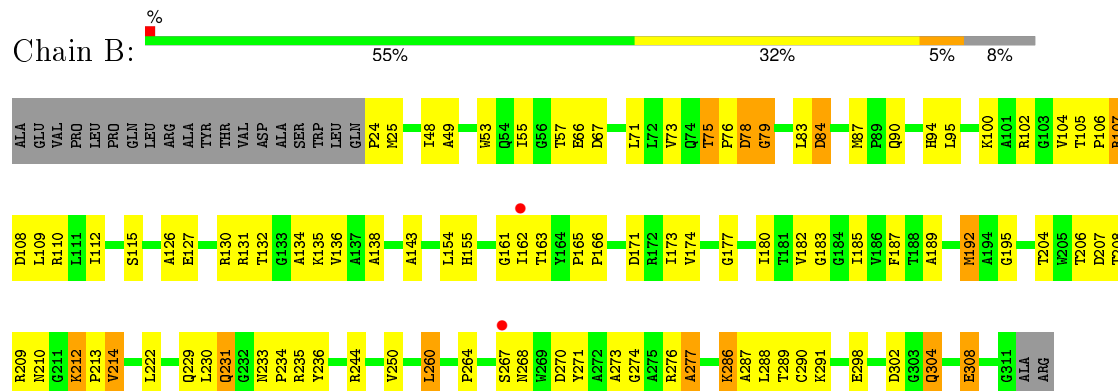
3 Residue-property plots

These plots are drawn for all protein, RNA and DNA chains in the entry. The first graphic for a chain summarises the proportions of errors displayed in the second graphic. The second graphic shows the sequence view annotated by issues in geometry and electron density. Residues are color-coded according to the number of geometric quality criteria for which they contain at least one outlier: green = 0, yellow = 1, orange = 2 and red = 3 or more. A red dot above a residue indicates a poor fit to the electron density ($RSRZ > 2$). Stretches of 2 or more consecutive residues without any outlier are shown as a green connector. Residues present in the sample, but not in the model, are shown in grey.

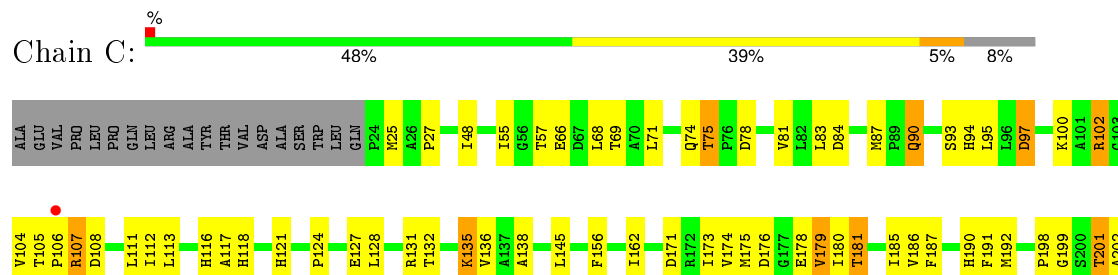
• Molecule 1: Metallo-beta-lactamase L1

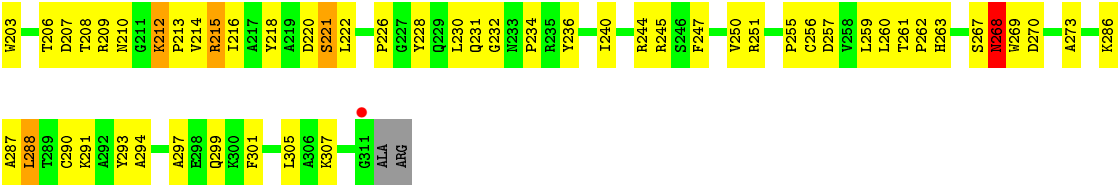


• Molecule 1: Metallo-beta-lactamase L1

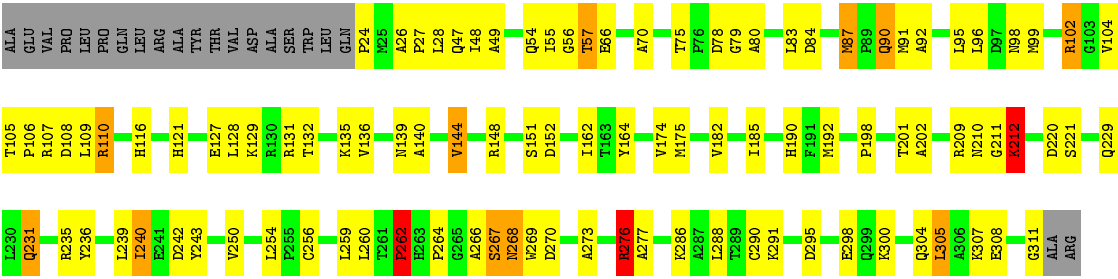


• Molecule 1: Metallo-beta-lactamase L1





● Molecule 1: Metallo-beta-lactamase L1



4 Data and refinement statistics

Property	Value	Source
Space group	P 31 2 1	Depositor
Cell constants a, b, c, α , β , γ	86.38Å 86.38Å 227.36Å 90.00° 90.00° 120.00°	Depositor
Resolution (Å)	10.00 – 2.25 28.06 – 2.25	Depositor EDS
% Data completeness (in resolution range)	(Not available) (10.00-2.25) 98.9 (28.06-2.25)	Depositor EDS
R_{merge}	0.06	Depositor
R_{sym}	(Not available)	Depositor
$\langle I/\sigma(I) \rangle$ ¹	2.91 (at 2.24Å)	Xtriage
Refinement program	SHELXL-97	Depositor
R, R_{free}	0.253 , 0.283 0.245 , 0.291	Depositor DCC
R_{free} test set	2361 reflections (5.35%)	DCC
Wilson B-factor (Å ²)	49.8	Xtriage
Anisotropy	0.184	Xtriage
Bulk solvent k_{sol} (e/Å ³), B_{sol} (Å ²)	0.33 , 54.6	EDS
Estimated twinning fraction	0.478 for -h,-k,l	Xtriage
L-test for twinning ²	$\langle L \rangle = 0.48$, $\langle L^2 \rangle = 0.31$	Xtriage
Outliers	0 of 47028 reflections	Xtriage
F_o, F_c correlation	0.96	EDS
Total number of atoms	7820	wwPDB-VP
Average B, all atoms (Å ²)	49.0	wwPDB-VP

Xtriage's analysis on translational NCS is as follows: *The largest off-origin peak in the Patterson function is 3.14% of the height of the origin peak. No significant pseudotranslation is detected.*

¹Intensities estimated from amplitudes.

²Theoretical values of $\langle |L| \rangle$, $\langle L^2 \rangle$ for acentric reflections are 0.5, 0.375 respectively for untwinned datasets, and 0.333, 0.2 for perfectly twinned datasets.

5 Model quality ⓘ

5.1 Standard geometry ⓘ

Bond lengths and bond angles in the following residue types are not validated in this section: ZN

The Z score for a bond length (or angle) is the number of standard deviations the observed value is removed from the expected value. A bond length (or angle) with $|Z| > 5$ is considered an outlier worth inspection. RMSZ is the root-mean-square of all Z scores of the bond lengths (or angles).

Mol	Chain	Bond lengths		Bond angles	
		RMSZ	$\# Z > 5$	RMSZ	$\# Z > 5$
1	A	0.50	0/1899	0.75	1/2589 (0.0%)
1	B	0.57	1/1899 (0.1%)	0.76	1/2589 (0.0%)
1	C	0.58	0/1899	0.78	3/2589 (0.1%)
1	D	0.69	6/1899 (0.3%)	0.81	4/2589 (0.2%)
All	All	0.59	7/7596 (0.1%)	0.77	9/10356 (0.1%)

All (7) bond length outliers are listed below:

Mol	Chain	Res	Type	Atoms	Z	Observed(Å)	Ideal(Å)
1	D	276	ARG	CZ-NH2	9.63	1.45	1.33
1	D	286	LYS	CE-NZ	6.66	1.65	1.49
1	D	311	GLY	C-O	6.54	1.34	1.23
1	D	212	LYS	CD-CE	5.92	1.66	1.51
1	B	308	GLU	CD-OE2	5.53	1.31	1.25
1	D	276	ARG	CZ-NH1	5.37	1.40	1.33
1	D	110	ARG	CZ-NH1	5.22	1.39	1.33

All (9) bond angle outliers are listed below:

Mol	Chain	Res	Type	Atoms	Z	Observed(°)	Ideal(°)
1	D	110	ARG	NE-CZ-NH1	8.81	124.71	120.30
1	C	107	ARG	NE-CZ-NH1	8.40	124.50	120.30
1	D	276	ARG	NE-CZ-NH2	-7.14	116.73	120.30
1	D	276	ARG	NE-CZ-NH1	5.98	123.29	120.30
1	D	110	ARG	NE-CZ-NH2	-5.95	117.33	120.30
1	C	215	ARG	NE-CZ-NH1	5.84	123.22	120.30
1	A	94	HIS	CA-CB-CG	5.54	123.01	113.60
1	C	215	ARG	NE-CZ-NH2	-5.34	117.63	120.30
1	B	107	ARG	NE-CZ-NH1	5.22	122.91	120.30

There are no chirality outliers.

There are no planarity outliers.

5.2 Too-close contacts ⓘ

In the following table, the Non-H and H(model) columns list the number of non-hydrogen atoms and hydrogen atoms in the chain respectively. The H(added) column lists the number of hydrogen atoms added and optimized by MolProbity. The Clashes column lists the number of clashes within the asymmetric unit, whereas Symm-Clashes lists symmetry related clashes.

Mol	Chain	Non-H	H(model)	H(added)	Clashes	Symm-Clashes
1	A	1854	0	1816	97	0
1	B	1854	0	1816	95	0
1	C	1854	0	1816	124	0
1	D	1854	0	1816	101	0
2	A	2	0	0	0	0
2	B	2	0	0	0	0
2	C	2	0	0	0	0
2	D	2	0	0	0	0
3	A	109	0	0	9	0
3	B	94	0	0	13	0
3	C	88	0	0	13	1
3	D	105	0	0	21	0
All	All	7820	0	7264	404	1

The all-atom clashscore is defined as the number of clashes found per 1000 atoms (including hydrogen atoms). The all-atom clashscore for this structure is 28.

All (404) close contacts within the same asymmetric unit are listed below, sorted by their clash magnitude.

Atom-1	Atom-2	Interatomic distance (Å)	Clash overlap (Å)
1:D:96:LEU:HD12	1:D:131:ARG:HH21	1.13	1.06
1:C:107:ARG:HG2	3:C:2080:HOH:O	1.64	0.95
1:C:212:LYS:HD2	1:C:213:PRO:HD2	1.50	0.93
1:A:245:ARG:HH22	1:C:245:ARG:NH1	1.68	0.92
1:D:104:VAL:HG13	1:D:108:ASP:HB2	1.52	0.92
1:C:192:MET:HE2	1:C:220:ASP:HB3	1.52	0.91
1:B:130:ARG:HD3	3:B:2057:HOH:O	1.71	0.91
1:B:231:GLN:HG3	1:B:308:GLU:OE2	1.71	0.91
1:C:74:GLN:HE22	1:C:102:ARG:HD3	1.35	0.89
1:D:240:ILE:HG12	1:D:305:LEU:HD21	1.55	0.85
1:C:66:GLU:HG3	3:C:2060:HOH:O	1.76	0.84

Continued on next page...

Continued from previous page...

Atom-1	Atom-2	Interatomic distance (Å)	Clash overlap (Å)
1:A:273:ALA:HB3	1:A:277:ALA:HA	1.59	0.84
1:D:99:MET:HE1	1:D:109:LEU:HD13	1.59	0.83
1:C:290:CYS:HB2	3:C:2030:HOH:O	1.77	0.82
1:D:298:GLU:OE2	3:D:2080:HOH:O	1.97	0.81
1:D:96:LEU:HD12	1:D:131:ARG:NH2	1.94	0.80
1:D:290:CYS:HB2	3:D:2068:HOH:O	1.82	0.80
1:C:208:THR:HA	1:C:212:LYS:O	1.82	0.80
1:C:87:MET:HE2	1:C:90:GLN:NE2	1.98	0.79
1:D:273:ALA:HB3	1:D:277:ALA:HA	1.66	0.78
1:A:74:GLN:HE22	1:A:102:ARG:HH11	1.33	0.76
1:D:127:GLU:O	1:D:131:ARG:HG3	1.85	0.75
1:B:78:ASP:HB3	1:B:110:ARG:NH1	2.02	0.75
1:B:135:LYS:HE2	1:C:135:LYS:HE3	1.68	0.75
1:B:75:THR:HG22	1:B:185:ILE:HD12	1.68	0.74
1:A:264:PRO:HG3	1:A:271:TYR:CE2	2.23	0.73
1:D:95:LEU:O	1:D:99:MET:HG3	1.87	0.73
1:A:245:ARG:HD3	3:A:2043:HOH:O	1.89	0.73
1:A:209:ARG:HB2	1:A:214:VAL:HG21	1.71	0.73
1:D:78:ASP:O	1:D:110:ARG:HD2	1.90	0.72
1:B:79:GLY:HA3	1:B:110:ARG:HD3	1.70	0.72
1:D:144:VAL:O	3:D:2062:HOH:O	2.07	0.71
1:C:68:LEU:HD11	1:C:87:MET:HG3	1.72	0.71
1:C:210:ASN:HB2	3:C:2050:HOH:O	1.90	0.71
1:B:75:THR:CG2	1:B:185:ILE:HD12	2.20	0.71
1:D:242:ASP:OD2	3:D:2034:HOH:O	2.08	0.71
1:C:162:ILE:HG13	3:C:2025:HOH:O	1.91	0.70
1:D:98:ASN:O	1:D:102:ARG:HB2	1.92	0.70
1:A:273:ALA:HB3	1:A:277:ALA:CA	2.22	0.69
1:C:240:ILE:HG12	1:C:305:LEU:HD11	1.75	0.69
1:A:259:LEU:HD12	1:A:260:LEU:H	1.57	0.68
1:C:268:ASN:OD1	1:C:286:LYS:O	2.11	0.68
1:C:71:LEU:HD11	1:C:260:LEU:HD13	1.75	0.68
1:D:209:ARG:O	1:D:210:ASN:HB2	1.94	0.68
1:D:231:GLN:OE1	3:D:2107:HOH:O	2.11	0.67
1:A:259:LEU:HD12	1:A:260:LEU:N	2.08	0.67
1:B:24:PRO:HA	1:B:94:HIS:CE1	2.28	0.67
1:D:99:MET:CE	1:D:109:LEU:HD13	2.24	0.67
1:B:48:ILE:HD12	1:B:260:LEU:HD21	1.76	0.67
1:D:80:ALA:HB2	1:D:104:VAL:HG21	1.77	0.67
1:D:95:LEU:HD13	1:D:128:LEU:HD11	1.76	0.67
1:C:192:MET:HE1	1:C:220:ASP:O	1.93	0.67

Continued on next page...

Continued from previous page...

Atom-1	Atom-2	Interatomic distance (Å)	Clash overlap (Å)
1:C:105:THR:O	1:C:108:ASP:HB2	1.96	0.66
1:C:244:ARG:NH1	1:C:301:PHE:HD2	1.94	0.66
1:A:230:LEU:HB2	1:A:308:GLU:OE1	1.96	0.66
1:A:72:LEU:HD11	1:A:80:ALA:HB1	1.77	0.66
1:C:113:LEU:HD22	1:C:203:TRP:CZ2	2.31	0.65
1:B:73:VAL:HG11	1:B:187:PHE:HZ	1.61	0.65
1:C:74:GLN:NE2	1:C:102:ARG:HD3	2.11	0.65
1:C:261:THR:HG23	1:C:267:SER:HB3	1.78	0.65
1:C:268:ASN:OD1	1:C:286:LYS:HE2	1.96	0.65
1:A:181:THR:HG23	1:A:185:ILE:O	1.97	0.64
1:D:56:GLY:O	1:D:57:THR:O	2.16	0.64
1:C:113:LEU:HD22	1:C:203:TRP:CH2	2.31	0.64
1:C:112:ILE:HG22	1:C:112:ILE:O	1.96	0.64
1:D:209:ARG:HG2	3:D:2099:HOH:O	1.98	0.64
1:B:207:ASP:O	1:B:213:PRO:HA	1.98	0.64
1:D:211:GLY:C	3:D:2042:HOH:O	2.36	0.64
1:A:243:TYR:O	1:A:246:SER:HB2	1.98	0.64
1:C:230:LEU:HD22	1:C:301:PHE:HE1	1.63	0.63
1:B:291:LYS:HE2	3:B:2078:HOH:O	1.98	0.63
1:D:78:ASP:OD1	1:D:110:ARG:NH1	2.30	0.63
1:C:268:ASN:HB3	1:C:286:LYS:O	1.97	0.63
1:A:244:ARG:HG2	1:A:244:ARG:HH11	1.62	0.63
1:C:290:CYS:N	3:C:2030:HOH:O	2.31	0.63
1:B:106:PRO:O	1:B:132:THR:HB	1.99	0.63
1:B:231:GLN:CG	1:B:308:GLU:OE2	2.44	0.63
1:C:87:MET:CE	1:C:90:GLN:NE2	2.62	0.62
1:B:110:ARG:HH12	1:C:107:ARG:HH21	1.47	0.62
1:A:104:VAL:HG13	1:A:108:ASP:HB2	1.81	0.62
1:B:208:THR:HA	1:B:213:PRO:HA	1.81	0.62
1:A:162:ILE:HD12	3:A:2094:HOH:O	1.98	0.62
1:C:251:ARG:HG3	1:C:291:LYS:HA	1.80	0.62
1:A:207:ASP:HB2	1:A:216:ILE:HD11	1.82	0.62
1:A:298:GLU:HA	1:A:301:PHE:HB3	1.81	0.61
1:A:72:LEU:HD22	1:A:99:MET:HG2	1.83	0.61
1:B:171:ASP:OD1	3:B:2013:HOH:O	2.16	0.61
1:C:106:PRO:HB3	1:C:131:ARG:O	2.00	0.61
1:B:87:MET:CE	1:B:90:GLN:HE22	2.13	0.61
1:C:104:VAL:HG13	1:C:108:ASP:HB2	1.82	0.61
1:D:96:LEU:O	1:D:99:MET:HB2	2.01	0.61
1:A:245:ARG:HH22	1:C:245:ARG:HH11	1.49	0.61
1:A:55:ILE:HD13	1:A:72:LEU:HB2	1.82	0.61

Continued on next page...

Continued from previous page...

Atom-1	Atom-2	Interatomic distance (Å)	Clash overlap (Å)
1:D:212:LYS:HZ2	1:D:212:LYS:HB3	1.66	0.61
1:B:67:ASP:OD2	3:B:2074:HOH:O	2.16	0.61
1:B:112:ILE:HB	1:B:136:VAL:HG22	1.82	0.60
1:D:107:ARG:HG3	3:D:2058:HOH:O	2.01	0.60
1:A:85:GLY:O	1:A:91:MET:HE2	2.00	0.60
1:C:117:ALA:HB3	1:C:145:LEU:HD23	1.84	0.60
1:C:104:VAL:HG13	1:C:108:ASP:CB	2.30	0.60
1:A:181:THR:OG1	1:A:186:VAL:HG22	2.01	0.60
1:C:222:LEU:HD11	1:C:250:VAL:HG11	1.84	0.60
1:D:96:LEU:HD23	1:D:99:MET:SD	2.42	0.59
1:C:209:ARG:N	1:C:212:LYS:O	2.33	0.59
1:C:25:MET:HG2	1:C:57:THR:HA	1.85	0.59
1:B:206:THR:HA	1:B:214:VAL:O	2.03	0.59
1:C:55:ILE:O	1:C:94:HIS:NE2	2.34	0.59
1:B:126:ALA:O	1:B:130:ARG:HG3	2.02	0.59
1:D:212:LYS:N	3:D:2042:HOH:O	2.36	0.59
1:B:222:LEU:HD11	1:B:250:VAL:HG21	1.84	0.59
1:D:266:ALA:O	1:D:288:LEU:HD12	2.03	0.59
1:D:78:ASP:OD2	1:D:110:ARG:NH1	2.36	0.58
1:A:81:VAL:HG21	1:A:182:VAL:HG21	1.84	0.58
1:C:268:ASN:HB2	1:C:288:LEU:HG	1.84	0.58
1:B:270:ASP:O	1:B:277:ALA:HA	2.04	0.58
1:C:230:LEU:HD12	1:C:305:LEU:HD12	1.84	0.58
1:B:209:ARG:HB2	1:B:214:VAL:HG21	1.85	0.58
1:D:259:LEU:HD12	1:D:260:LEU:N	2.19	0.58
1:B:229:GLN:NE2	1:B:231:GLN:O	2.35	0.58
1:D:267:SER:HB2	1:D:269:TRP:HD1	1.67	0.58
1:B:76:PRO:HG2	1:B:183:GLY:HA3	1.86	0.58
1:A:231:GLN:NE2	1:A:309:THR:OG1	2.37	0.57
1:C:68:LEU:CD1	1:C:87:MET:HG3	2.32	0.57
1:A:89:PRO:HD2	1:A:90:GLN:OE1	2.04	0.57
1:C:209:ARG:HB2	1:C:214:VAL:HG21	1.85	0.57
1:B:127:GLU:OE2	1:B:131:ARG:NH1	2.36	0.57
1:C:93:SER:O	1:C:97:ASP:HB2	2.04	0.57
1:D:240:ILE:CG1	1:D:305:LEU:HD21	2.32	0.57
1:A:84:ASP:OD2	1:A:115:SER:OG	2.23	0.57
1:C:244:ARG:HH12	1:C:301:PHE:HD2	1.53	0.57
1:A:229:GLN:HG2	1:A:233:ASN:HB2	1.86	0.57
1:C:251:ARG:CG	1:C:291:LYS:HA	2.35	0.56
3:A:2031:HOH:O	1:C:178:GLU:HG3	2.05	0.56
1:D:78:ASP:CG	1:D:110:ARG:NH1	2.59	0.56

Continued on next page...

Continued from previous page...

Atom-1	Atom-2	Interatomic distance (Å)	Clash overlap (Å)
1:D:24:PRO:HA	1:D:57:THR:HG22	1.87	0.56
1:C:198:PRO:O	3:C:2075:HOH:O	2.17	0.56
1:D:273:ALA:HB3	1:D:277:ALA:CA	2.33	0.56
1:C:268:ASN:O	1:C:287:ALA:HA	2.05	0.55
1:A:231:GLN:HG3	1:A:308:GLU:OE2	2.07	0.55
1:C:207:ASP:O	1:C:213:PRO:HA	2.06	0.55
1:A:176:ASP:HB2	1:A:191:PHE:CD2	2.42	0.55
1:D:105:THR:HG22	3:D:2060:HOH:O	2.06	0.55
1:A:25:MET:CE	1:A:271:TYR:HB3	2.37	0.55
1:D:192:MET:CE	1:D:220:ASP:HB3	2.37	0.55
1:C:268:ASN:HB3	1:C:287:ALA:HA	1.89	0.55
1:D:229:GLN:NE2	1:D:231:GLN:O	2.39	0.54
1:C:230:LEU:CD1	1:C:305:LEU:HD12	2.37	0.54
1:A:207:ASP:HB2	1:A:216:ILE:CD1	2.37	0.54
1:A:56:GLY:O	1:A:94:HIS:NE2	2.41	0.54
1:D:164:TYR:O	3:D:2076:HOH:O	2.17	0.54
1:C:116:HIS:HD1	1:C:220:ASP:CG	2.10	0.54
1:D:28:LEU:HB3	1:D:54:GLN:HB3	1.88	0.54
1:A:104:VAL:HG13	1:A:108:ASP:CB	2.37	0.54
1:B:235:ARG:HG3	1:B:235:ARG:HH11	1.73	0.54
1:D:79:GLY:HA3	1:D:110:ARG:HG3	1.90	0.54
1:C:232:GLY:O	1:C:234:PRO:HD3	2.08	0.54
1:D:276:ARG:HD3	3:D:2074:HOH:O	2.07	0.54
1:C:199:GLY:HA2	3:C:2075:HOH:O	2.07	0.53
1:C:181:THR:HG23	1:C:186:VAL:HG22	1.91	0.53
1:D:198:PRO:HD2	3:D:2032:HOH:O	2.09	0.53
1:C:208:THR:CA	1:C:212:LYS:O	2.55	0.53
1:D:268:ASN:HB2	1:D:288:LEU:HG	1.89	0.53
1:B:75:THR:HB	1:B:76:PRO:HD2	1.91	0.53
1:B:209:ARG:N	1:B:212:LYS:O	2.41	0.53
1:C:222:LEU:HD11	1:C:250:VAL:HG21	1.89	0.53
1:D:75:THR:HG22	1:D:185:ILE:HG13	1.91	0.53
1:D:190:HIS:HB2	1:D:202:ALA:HB3	1.91	0.53
1:C:231:GLN:HB3	1:C:240:ILE:HD11	1.91	0.52
1:D:304:GLN:O	1:D:308:GLU:HB2	2.09	0.52
1:A:209:ARG:HB2	1:A:214:VAL:CG2	2.39	0.52
1:D:56:GLY:CA	1:D:70:ALA:HB3	2.39	0.52
1:B:244:ARG:NH1	1:B:298:GLU:HG3	2.24	0.52
1:C:212:LYS:HG2	3:C:2036:HOH:O	2.09	0.52
1:C:156:PHE:CE2	1:C:228:TYR:HE1	2.27	0.52
1:A:100:LYS:HD2	3:A:2042:HOH:O	2.09	0.52

Continued on next page...

Continued from previous page...

Atom-1	Atom-2	Interatomic distance (Å)	Clash overlap (Å)
1:C:124:PRO:O	1:C:128:LEU:HG	2.09	0.52
1:B:66:GLU:O	1:B:271:TYR:HD2	1.93	0.52
1:C:116:HIS:HB3	1:C:220:ASP:OD2	2.08	0.52
1:D:102:ARG:HA	1:D:102:ARG:NE	2.25	0.52
1:A:244:ARG:NH2	3:A:2064:HOH:O	2.40	0.52
1:C:95:LEU:HD12	1:C:128:LEU:HD11	1.92	0.52
1:D:264:PRO:HD2	3:D:2045:HOH:O	2.09	0.52
1:B:104:VAL:HG13	1:B:108:ASP:HB3	1.92	0.52
1:B:143:ALA:HB1	3:B:2040:HOH:O	2.08	0.52
1:B:244:ARG:HH11	1:B:298:GLU:HG3	1.75	0.52
1:D:48:ILE:O	1:D:209:ARG:NH1	2.43	0.51
1:A:245:ARG:NH2	1:C:245:ARG:NH1	2.50	0.51
1:B:25:MET:HG2	1:B:57:THR:HA	1.90	0.51
1:D:192:MET:HE1	1:D:220:ASP:O	2.10	0.51
1:B:109:LEU:HG	1:B:134:ALA:HB2	1.91	0.51
1:D:96:LEU:CD1	1:D:131:ARG:HH21	2.04	0.51
1:C:71:LEU:CD1	1:C:260:LEU:HD13	2.39	0.51
1:B:73:VAL:HG11	1:B:187:PHE:CZ	2.43	0.51
1:D:270:ASP:O	1:D:277:ALA:HA	2.11	0.51
1:C:135:LYS:HG3	1:C:171:ASP:CG	2.31	0.51
1:B:105:THR:O	1:B:108:ASP:HB2	2.10	0.51
1:C:191:PHE:HD1	1:C:201:THR:HG23	1.76	0.51
1:C:106:PRO:O	1:C:132:THR:HB	2.10	0.51
1:A:85:GLY:O	1:A:95:LEU:HD11	2.11	0.51
1:D:54:GLN:NE2	1:D:56:GLY:O	2.44	0.50
1:D:104:VAL:HG13	1:D:108:ASP:CB	2.35	0.50
1:A:86:GLY:HA3	1:A:91:MET:CE	2.41	0.50
1:B:87:MET:HE2	1:B:90:GLN:HE22	1.76	0.50
1:A:132:THR:O	1:D:135:LYS:NZ	2.44	0.50
1:C:192:MET:SD	1:C:202:ALA:HB2	2.51	0.50
1:C:181:THR:HA	1:C:185:ILE:O	2.12	0.50
1:A:276:ARG:O	1:A:278:GLY:N	2.45	0.50
1:C:176:ASP:HB2	1:C:191:PHE:CD2	2.45	0.50
1:A:133:GLY:HA2	1:D:135:LYS:HZ2	1.77	0.50
1:B:55:ILE:HG13	1:B:95:LEU:HD22	1.91	0.50
1:B:76:PRO:HG2	1:B:183:GLY:CA	2.42	0.50
1:C:261:THR:CG2	1:C:267:SER:HB3	2.42	0.50
1:B:209:ARG:HB2	1:B:214:VAL:CG2	2.42	0.50
1:A:296:ALA:O	1:A:300:LYS:HG3	2.12	0.50
1:A:161:GLY:O	3:A:2016:HOH:O	2.19	0.50
1:B:162:ILE:HA	3:B:2024:HOH:O	2.12	0.49

Continued on next page...

Continued from previous page...

Atom-1	Atom-2	Interatomic distance (Å)	Clash overlap (Å)
1:C:105:THR:HB	1:C:106:PRO:HD2	1.94	0.49
1:D:24:PRO:N	1:D:57:THR:HB	2.28	0.49
1:B:49:ALA:HA	1:B:209:ARG:HD3	1.94	0.49
1:A:25:MET:HE1	1:A:271:TYR:HB3	1.93	0.49
1:A:95:LEU:O	1:A:99:MET:HG3	2.12	0.49
1:A:81:VAL:CG2	1:A:182:VAL:HG21	2.41	0.49
1:D:182:VAL:O	1:D:185:ILE:HB	2.11	0.49
1:C:250:VAL:HG12	1:C:294:ALA:HB2	1.94	0.49
1:B:209:ARG:HG2	1:B:210:ASN:OD1	2.13	0.49
1:B:274:GLY:O	1:B:277:ALA:HB2	2.13	0.49
1:C:75:THR:HG22	1:C:185:ILE:HD12	1.95	0.49
1:D:116:HIS:HB3	1:D:220:ASP:OD2	2.13	0.49
1:C:269:TRP:NE1	1:C:287:ALA:HB1	2.28	0.49
1:A:129:LYS:NZ	1:A:169:ASN:O	2.41	0.49
1:C:244:ARG:NH1	1:C:301:PHE:CD2	2.77	0.48
1:C:83:LEU:O	1:C:84:ASP:HB2	2.13	0.48
1:B:174:VAL:HG11	1:B:180:ILE:HD11	1.95	0.48
1:A:51:HIS:ND1	1:A:51:HIS:N	2.61	0.48
1:A:244:ARG:HG2	1:A:244:ARG:NH1	2.28	0.48
1:C:294:ALA:O	1:C:297:ALA:HB3	2.12	0.48
1:A:128:LEU:O	1:A:132:THR:HG23	2.13	0.48
1:D:162:ILE:HG13	1:D:162:ILE:O	2.14	0.48
1:D:105:THR:O	1:D:108:ASP:N	2.42	0.48
1:D:290:CYS:CB	3:D:2068:HOH:O	2.52	0.48
1:C:240:ILE:HG12	1:C:305:LEU:CD1	2.43	0.48
1:C:222:LEU:HD12	1:C:293:TYR:CE2	2.49	0.48
1:A:55:ILE:CD1	1:A:72:LEU:HB2	2.44	0.48
1:B:107:ARG:HG2	3:B:2046:HOH:O	2.13	0.48
1:C:116:HIS:CD2	1:C:118:HIS:HB2	2.49	0.47
1:C:48:ILE:O	1:C:209:ARG:HD3	2.14	0.47
1:B:135:LYS:CE	1:C:135:LYS:HE3	2.40	0.47
1:C:307:LYS:HG2	1:C:307:LYS:O	2.14	0.47
1:A:148:ARG:NH1	1:A:152:ASP:O	2.41	0.47
1:B:75:THR:CB	1:B:185:ILE:HD12	2.45	0.47
1:C:231:GLN:HB3	1:C:240:ILE:CD1	2.45	0.47
1:D:83:LEU:O	1:D:84:ASP:HB2	2.15	0.47
1:A:198:PRO:HB3	1:C:175:MET:HE1	1.97	0.47
1:B:87:MET:HE1	1:B:90:GLN:HE22	1.77	0.47
1:B:244:ARG:NH1	1:B:302:ASP:OD1	2.48	0.47
1:C:121:HIS:CE1	1:C:262:PRO:HB3	2.49	0.47
1:B:79:GLY:HA3	1:B:110:ARG:CD	2.43	0.47

Continued on next page...

Continued from previous page...

Atom-1	Atom-2	Interatomic distance (Å)	Clash overlap (Å)
1:B:291:LYS:CE	3:B:2078:HOH:O	2.61	0.47
1:D:192:MET:HE2	1:D:220:ASP:HB3	1.96	0.47
1:A:24:PRO:N	1:A:57:THR:HB	2.29	0.47
1:D:239:LEU:HD23	1:D:243:TYR:CD1	2.50	0.47
1:B:289:THR:O	1:B:290:CYS:C	2.53	0.47
1:C:94:HIS:HA	1:C:97:ASP:HB2	1.96	0.47
1:C:220:ASP:OD1	1:C:221:SER:N	2.44	0.47
1:C:259:LEU:HD22	1:C:290:CYS:HA	1.95	0.47
1:C:104:VAL:HG13	1:C:108:ASP:HB3	1.96	0.46
1:D:56:GLY:HA3	1:D:70:ALA:HB3	1.97	0.46
1:A:212:LYS:HG2	3:A:2048:HOH:O	2.15	0.46
1:B:53:TRP:CD2	1:B:102:ARG:HD2	2.50	0.46
1:D:55:ILE:HG12	1:D:70:ALA:O	2.15	0.46
1:C:87:MET:CE	1:C:90:GLN:HE22	2.29	0.46
1:A:247:PHE:CE2	1:A:298:GLU:HG3	2.50	0.46
1:B:204:THR:HB	3:B:2055:HOH:O	2.15	0.46
1:A:110:ARG:HH12	1:A:182:VAL:HG13	1.80	0.46
1:B:230:LEU:O	3:B:2026:HOH:O	2.20	0.46
1:A:116:HIS:ND1	1:A:220:ASP:OD1	2.45	0.46
1:A:181:THR:HA	1:A:185:ILE:O	2.16	0.46
1:A:244:ARG:NE	3:A:2080:HOH:O	2.44	0.46
1:A:152:ASP:N	1:A:157:GLY:O	2.49	0.46
1:D:106:PRO:O	1:D:132:THR:HB	2.15	0.46
1:A:74:GLN:NE2	1:A:102:ARG:HH11	2.06	0.46
1:C:247:PHE:O	1:C:251:ARG:HB2	2.16	0.46
1:C:176:ASP:OD1	1:C:191:PHE:HB2	2.15	0.46
1:D:121:HIS:CE1	1:D:262:PRO:HB3	2.51	0.46
1:A:87:MET:HG2	1:A:120:ASN:OD1	2.15	0.46
1:B:192:MET:HE3	1:B:222:LEU:HD21	1.98	0.46
1:A:235:ARG:HD2	1:A:235:ARG:HA	1.61	0.46
1:D:87:MET:HB2	1:D:90:GLN:HG2	1.97	0.45
1:D:211:GLY:CA	3:D:2042:HOH:O	2.64	0.45
1:B:162:ILE:HG13	3:B:2042:HOH:O	2.17	0.45
1:C:136:VAL:N	1:C:171:ASP:OD2	2.45	0.45
1:A:143:ALA:O	3:A:2019:HOH:O	2.21	0.45
1:B:100:LYS:NZ	1:B:105:THR:HG22	2.31	0.45
1:D:129:LYS:HD2	1:D:136:VAL:HG23	1.99	0.45
1:D:152:ASP:O	1:D:152:ASP:OD1	2.34	0.45
1:B:84:ASP:OD2	1:B:115:SER:OG	2.25	0.45
1:C:267:SER:O	1:C:288:LEU:HG	2.16	0.45
1:A:233:ASN:HA	1:A:234:PRO:HD3	1.78	0.45

Continued on next page...

Continued from previous page...

Atom-1	Atom-2	Interatomic distance (Å)	Clash overlap (Å)
1:A:230:LEU:CB	1:A:308:GLU:OE1	2.64	0.45
1:D:239:LEU:HD21	1:D:243:TYR:CE1	2.52	0.45
1:B:267:SER:O	1:B:287:ALA:HB1	2.17	0.45
1:C:214:VAL:HG12	1:C:216:ILE:HG13	1.99	0.45
1:A:205:TRP:CZ2	1:A:216:ILE:HG21	2.52	0.45
1:A:238:HIS:CE1	1:C:176:ASP:OD2	2.70	0.44
1:B:161:GLY:O	3:B:2024:HOH:O	2.21	0.44
1:B:138:ALA:O	1:B:173:ILE:HA	2.17	0.44
1:B:192:MET:HE1	1:B:222:LEU:HG	1.99	0.44
1:B:107:ARG:HG3	1:B:107:ARG:NH1	2.32	0.44
1:D:66:GLU:O	3:D:2071:HOH:O	2.21	0.44
1:B:212:LYS:HE2	1:B:212:LYS:HB3	1.67	0.44
1:A:192:MET:SD	1:A:202:ALA:HB2	2.57	0.44
1:B:304:GLN:O	1:B:308:GLU:HB2	2.17	0.44
1:D:140:ALA:O	1:D:144:VAL:HG13	2.17	0.44
1:B:107:ARG:HG3	1:B:107:ARG:HH11	1.81	0.44
1:C:206:THR:OG1	3:C:2027:HOH:O	2.20	0.44
1:D:270:ASP:O	1:D:277:ALA:CB	2.66	0.44
1:C:230:LEU:HD13	1:C:301:PHE:CE1	2.52	0.44
1:B:24:PRO:HA	1:B:94:HIS:HE1	1.77	0.44
1:D:107:ARG:NH1	3:D:2078:HOH:O	2.50	0.44
1:D:47:GLN:NE2	1:D:49:ALA:O	2.47	0.44
1:A:269:TRP:CH2	1:A:278:GLY:HA3	2.52	0.44
1:D:209:ARG:CG	3:D:2099:HOH:O	2.61	0.43
1:A:116:HIS:CD2	1:A:197:THR:HG21	2.52	0.43
1:B:165:PRO:HA	1:B:166:PRO:HD3	1.71	0.43
1:A:72:LEU:CD1	1:A:80:ALA:HB1	2.46	0.43
1:D:182:VAL:N	1:D:185:ILE:O	2.44	0.43
1:D:235:ARG:HA	1:D:235:ARG:HD2	1.74	0.43
1:C:138:ALA:O	1:C:173:ILE:HA	2.18	0.43
1:A:165:PRO:HA	1:A:166:PRO:HD2	1.82	0.43
1:A:219:ALA:O	1:A:262:PRO:HD3	2.19	0.43
1:A:179:VAL:HA	1:A:187:PHE:O	2.17	0.43
1:C:209:ARG:CB	1:C:214:VAL:HG21	2.49	0.43
1:D:291:LYS:NZ	1:D:295:ASP:OD2	2.34	0.43
1:A:229:GLN:HG2	1:A:233:ASN:CB	2.49	0.43
1:C:268:ASN:O	1:C:287:ALA:CA	2.66	0.43
1:B:233:ASN:HA	1:B:234:PRO:HD3	1.86	0.43
1:D:105:THR:O	1:D:108:ASP:HB2	2.19	0.43
1:C:203:TRP:HZ2	3:C:2020:HOH:O	2.01	0.43
1:D:267:SER:HB2	1:D:269:TRP:CD1	2.52	0.43

Continued on next page...

Continued from previous page...

Atom-1	Atom-2	Interatomic distance (Å)	Clash overlap (Å)
1:A:68:LEU:HD11	1:A:87:MET:HG3	2.01	0.43
1:C:81:VAL:HG22	1:C:111:LEU:HB3	2.00	0.43
1:B:75:THR:HB	1:B:185:ILE:HD12	2.01	0.42
1:D:26:ALA:HB1	1:D:27:PRO:HD2	2.00	0.42
1:C:190:HIS:HB2	1:C:202:ALA:HB3	2.02	0.42
1:C:270:ASP:OD2	1:C:273:ALA:HB2	2.19	0.42
1:C:294:ALA:HA	1:C:297:ALA:HB3	2.01	0.42
1:C:95:LEU:HA	1:C:95:LEU:HD23	1.86	0.42
1:A:236:TYR:CE1	1:A:239:LEU:HA	2.54	0.42
1:C:69:THR:HG21	1:C:218:TYR:CE1	2.54	0.42
1:C:290:CYS:CA	3:C:2030:HOH:O	2.67	0.42
1:A:105:THR:O	1:A:108:ASP:HB2	2.19	0.42
1:B:264:PRO:HB3	1:B:271:TYR:CE2	2.54	0.42
1:D:201:THR:HG22	1:D:202:ALA:N	2.35	0.42
1:C:263:HIS:HD2	3:C:2016:HOH:O	2.03	0.42
1:B:286:LYS:HE3	1:B:286:LYS:HB2	1.56	0.42
1:C:212:LYS:HD2	1:C:213:PRO:CD	2.35	0.42
1:C:113:LEU:HD21	1:C:180:ILE:HD12	2.01	0.42
1:B:268:ASN:HB3	1:B:287:ALA:HA	2.00	0.42
1:A:75:THR:HB	1:A:76:PRO:HD2	2.02	0.42
1:D:192:MET:HE1	1:D:220:ASP:HB3	2.01	0.42
1:C:179:VAL:HA	1:C:187:PHE:O	2.19	0.42
1:C:87:MET:HE1	1:C:90:GLN:HE22	1.84	0.42
1:A:263:HIS:HA	1:A:264:PRO:HD2	1.90	0.42
1:B:212:LYS:HD3	3:B:2022:HOH:O	2.20	0.42
1:B:235:ARG:HD2	3:D:2073:HOH:O	2.19	0.42
1:A:224:ALA:HB1	1:A:228:TYR:HB2	2.01	0.42
1:B:78:ASP:HB3	1:B:110:ARG:HH11	1.80	0.42
1:C:87:MET:HB3	1:C:87:MET:HE2	1.83	0.42
1:B:135:LYS:HE2	1:C:135:LYS:CE	2.43	0.42
1:B:244:ARG:NH2	1:B:302:ASP:OD1	2.53	0.42
1:A:238:HIS:ND1	1:C:176:ASP:OD2	2.53	0.42
1:A:104:VAL:CG1	1:A:108:ASP:HB2	2.47	0.42
1:D:266:ALA:O	1:D:288:LEU:CD1	2.66	0.42
1:B:235:ARG:NH1	1:B:235:ARG:HG3	2.33	0.42
1:A:84:ASP:HA	1:A:114:LEU:HD23	2.01	0.41
1:A:48:ILE:HD12	1:A:269:TRP:CH2	2.55	0.41
1:D:92:ALA:O	1:D:95:LEU:HB2	2.21	0.41
1:C:268:ASN:CB	1:C:286:LYS:O	2.67	0.41
1:A:200:SER:OG	1:A:220:ASP:OD2	2.21	0.41
1:A:50:ASP:OD2	1:A:208:THR:O	2.38	0.41

Continued on next page...

Continued from previous page...

Atom-1	Atom-2	Interatomic distance (Å)	Clash overlap (Å)
1:B:100:LYS:HA	1:B:100:LYS:HD2	1.76	0.41
1:B:273:ALA:HB1	1:B:276:ARG:HB2	2.01	0.41
1:D:106:PRO:HB3	1:D:131:ARG:O	2.20	0.41
1:D:209:ARG:O	1:D:210:ASN:CB	2.67	0.41
1:B:154:LEU:HB2	1:B:155:HIS:CD2	2.56	0.41
1:B:67:ASP:O	1:B:264:PRO:HD2	2.21	0.41
1:B:71:LEU:HB2	1:B:83:LEU:HB2	2.02	0.41
1:D:105:THR:H	1:D:108:ASP:CG	2.23	0.41
1:D:139:ASN:HB2	3:D:2047:HOH:O	2.20	0.41
1:A:47:GLN:CG	1:A:49:ALA:O	2.69	0.41
1:A:273:ALA:HB3	1:A:277:ALA:N	2.36	0.41
1:A:190:HIS:HE1	1:A:204:THR:OG1	2.04	0.41
1:D:148:ARG:NE	1:D:151:SER:O	2.46	0.41
1:A:273:ALA:CB	1:A:277:ALA:H	2.34	0.41
1:B:87:MET:CE	1:B:90:GLN:NE2	2.81	0.41
1:A:212:LYS:HA	1:A:213:PRO:HD2	1.82	0.41
1:B:177:GLY:HA2	1:B:189:ALA:O	2.21	0.41
1:B:66:GLU:HA	1:B:271:TYR:HB2	2.03	0.40
1:A:127:GLU:HG2	1:A:131:ARG:CD	2.52	0.40
1:B:78:ASP:O	1:B:182:VAL:HG12	2.22	0.40
1:B:235:ARG:O	1:D:175:MET:HG3	2.22	0.40
1:D:250:VAL:HA	1:D:254:LEU:HG	2.02	0.40
1:C:215:ARG:O	1:C:257:ASP:HB2	2.22	0.40
1:D:91:MET:O	1:D:95:LEU:HG	2.21	0.40

All (1) symmetry-related close contacts are listed below. The label for Atom-2 includes the symmetry operator and encoded unit-cell translations to be applied.

Atom-1	Atom-2	Interatomic distance (Å)	Clash overlap (Å)
3:C:2018:HOH:O	3:C:2018:HOH:O[4_556]	1.93	0.27

5.3 Torsion angles ⓘ

5.3.1 Protein backbone ⓘ

In the following table, the Percentiles column shows the percent Ramachandran outliers of the chain as a percentile score with respect to all X-ray entries followed by that with respect to entries of similar resolution.

The Analysed column shows the number of residues for which the backbone conformation was

analysed, and the total number of residues.

Mol	Chain	Analysed	Favoured	Allowed	Outliers	Percentiles	
1	A	246/269 (91%)	215 (87%)	26 (11%)	5 (2%)	9	5
1	B	246/269 (91%)	218 (89%)	23 (9%)	5 (2%)	9	5
1	C	246/269 (91%)	221 (90%)	21 (8%)	4 (2%)	12	7
1	D	246/269 (91%)	220 (89%)	24 (10%)	2 (1%)	24	21
All	All	984/1076 (91%)	874 (89%)	94 (10%)	16 (2%)	12	7

All (16) Ramachandran outliers are listed below:

Mol	Chain	Res	Type
1	A	274	GLY
1	A	309	THR
1	B	277	ALA
1	D	57	THR
1	A	277	ALA
1	C	268	ASN
1	B	79	GLY
1	B	84	ASP
1	A	213	PRO
1	C	255	PRO
1	A	226	PRO
1	B	288	LEU
1	C	27	PRO
1	B	195	GLY
1	C	226	PRO
1	D	262	PRO

5.3.2 Protein sidechains ⓘ

In the following table, the Percentiles column shows the percent sidechain outliers of the chain as a percentile score with respect to all X-ray entries followed by that with respect to entries of similar resolution.

The Analysed column shows the number of residues for which the sidechain conformation was analysed, and the total number of residues.

Mol	Chain	Analysed	Rotameric	Outliers	Percentiles	
1	A	185/202 (92%)	167 (90%)	18 (10%)	10	8
1	B	185/202 (92%)	174 (94%)	11 (6%)	24	24
1	C	185/202 (92%)	166 (90%)	19 (10%)	9	6

Continued on next page...

Continued from previous page...

Mol	Chain	Analysed	Rotameric	Outliers	Percentiles	
1	D	185/202 (92%)	167 (90%)	18 (10%)	10	8
All	All	740/808 (92%)	674 (91%)	66 (9%)	12	10

All (66) residues with a non-rotameric sidechain are listed below:

Mol	Chain	Res	Type
1	A	25	MET
1	A	51	HIS
1	A	75	THR
1	A	90	GLN
1	A	93	SER
1	A	107	ARG
1	A	162	ILE
1	A	185	ILE
1	A	209	ARG
1	A	210	ASN
1	A	212	LYS
1	A	214	VAL
1	A	215	ARG
1	A	221	SER
1	A	236	TYR
1	A	245	ARG
1	A	295	ASP
1	A	305	LEU
1	B	75	THR
1	B	78	ASP
1	B	163	THR
1	B	192	MET
1	B	212	LYS
1	B	214	VAL
1	B	231	GLN
1	B	236	TYR
1	B	260	LEU
1	B	286	LYS
1	B	304	GLN
1	C	75	THR
1	C	78	ASP
1	C	90	GLN
1	C	97	ASP
1	C	100	LYS
1	C	102	ARG
1	C	127	GLU

Continued on next page...

Continued from previous page...

Mol	Chain	Res	Type
1	C	135	LYS
1	C	174	VAL
1	C	179	VAL
1	C	181	THR
1	C	201	THR
1	C	212	LYS
1	C	221	SER
1	C	236	TYR
1	C	256	CYS
1	C	268	ASN
1	C	288	LEU
1	C	299	GLN
1	D	87	MET
1	D	90	GLN
1	D	102	ARG
1	D	144	VAL
1	D	174	VAL
1	D	212	LYS
1	D	221	SER
1	D	231	GLN
1	D	236	TYR
1	D	240	ILE
1	D	256	CYS
1	D	262	PRO
1	D	267	SER
1	D	268	ASN
1	D	276	ARG
1	D	300	LYS
1	D	305	LEU
1	D	307	LYS

Some sidechains can be flipped to improve hydrogen bonding and reduce clashes. All (8) such sidechains are listed below:

Mol	Chain	Res	Type
1	A	74	GLN
1	A	190	HIS
1	A	231	GLN
1	A	268	ASN
1	B	90	GLN
1	C	47	GLN
1	C	90	GLN
1	C	98	ASN

5.3.3 RNA [i](#)

There are no RNA molecules in this entry.

5.4 Non-standard residues in protein, DNA, RNA chains [i](#)

There are no non-standard protein/DNA/RNA residues in this entry.

5.5 Carbohydrates [i](#)

There are no carbohydrates in this entry.

5.6 Ligand geometry [i](#)

Of 8 ligands modelled in this entry, 8 are monoatomic - leaving 0 for Mogul analysis.

There are no bond length outliers.

There are no bond angle outliers.

There are no chirality outliers.

There are no torsion outliers.

There are no ring outliers.

No monomer is involved in short contacts.

5.7 Other polymers [i](#)

There are no such residues in this entry.

5.8 Polymer linkage issues [i](#)

There are no chain breaks in this entry.

6 Fit of model and data [i](#)

6.1 Protein, DNA and RNA chains [i](#)

In the following table, the column labelled ‘#RSRZ> 2’ contains the number (and percentage) of RSRZ outliers, followed by percent RSRZ outliers for the chain as percentile scores relative to all X-ray entries and entries of similar resolution. The OWAB column contains the minimum, median, 95th percentile and maximum values of the occupancy-weighted average B-factor per residue. The column labelled ‘Q< 0.9’ lists the number of (and percentage) of residues with an average occupancy less than 0.9.

Mol	Chain	Analysed	<RSRZ>	#RSRZ>2	OWAB(Å ²)	Q<0.9
1	A	248/269 (92%)	-0.38	1 (0%) 93 93	24, 48, 69, 90	1 (0%)
1	B	248/269 (92%)	-0.38	2 (0%) 87 88	28, 48, 67, 85	1 (0%)
1	C	248/269 (92%)	-0.19	2 (0%) 87 88	25, 52, 74, 84	1 (0%)
1	D	248/269 (92%)	-0.25	0 100 100	26, 51, 72, 82	1 (0%)
All	All	992/1076 (92%)	-0.30	5 (0%) 91 92	24, 50, 71, 90	4 (0%)

All (5) RSRZ outliers are listed below:

Mol	Chain	Res	Type	RSRZ
1	A	211	GLY	3.4
1	C	311	GLY	3.4
1	B	162	ILE	2.6
1	B	267	SER	2.4
1	C	106	PRO	2.2

6.2 Non-standard residues in protein, DNA, RNA chains [i](#)

There are no non-standard protein/DNA/RNA residues in this entry.

6.3 Carbohydrates [i](#)

There are no carbohydrates in this entry.

6.4 Ligands [i](#)

In the following table, the Atoms column lists the number of modelled atoms in the group and the number defined in the chemical component dictionary. LLDF column lists the quality of electron density of the group with respect to its neighbouring residues in protein, DNA or RNA chains.

The B-factors column lists the minimum, median, 95th percentile and maximum values of B factors of atoms in the group. The column labelled 'Q< 0.9' lists the number of atoms with occupancy less than 0.9.

Mol	Type	Chain	Res	Atoms	RSCC	RSR	LLDF	B-factors(\AA^2)	Q<0.9
2	ZN	B	2001	1/1	0.94	0.13	0.77	53,53,53,53	0
2	ZN	A	2001	1/1	0.94	0.14	0.39	52,52,52,52	0
2	ZN	A	2002	1/1	0.99	0.10	-0.10	43,43,43,43	0
2	ZN	C	2001	1/1	0.97	0.08	-0.81	55,55,55,55	0
2	ZN	D	2001	1/1	0.96	0.08	-1.15	54,54,54,54	0
2	ZN	D	2002	1/1	0.98	0.12	-	44,44,44,44	0
2	ZN	C	2002	1/1	0.98	0.12	-	47,47,47,47	0
2	ZN	B	2002	1/1	0.99	0.10	-	42,42,42,42	0

6.5 Other polymers [i](#)

There are no such residues in this entry.