



Full wwPDB X-ray Structure Validation Report ⓘ

Jan 31, 2016 – 09:48 PM GMT

PDB ID : 1QKI
Title : X-RAY STRUCTURE OF HUMAN GLUCOSE 6-PHOSPHATE DEHYDROGENASE (VARIANT CANTON R459L) COMPLEXED WITH STRUCTURAL NADP+
Authors : Au, S.W.N.; Gover, S.; Lam, V.M.S.; Adams, M.J.
Deposited on : 1999-07-20
Resolution : 3.00 Å(reported)

This is a Full wwPDB X-ray Structure Validation Report for a publicly released PDB entry.
We welcome your comments at validation@mail.wwpdb.org
A user guide is available at
<http://wwpdb.org/validation/2016/XrayValidationReportHelp>
with specific help available everywhere you see the ⓘ symbol.

The following versions of software and data (see [references ⓘ](#)) were used in the production of this report:

MolProbity : 4.02b-467
Mogul : 1.7 (RC4), CSD as536be (2015)
Xtriage (Phenix) : 1.9-1692
EDS : rb-20026688
Percentile statistics : 20151230.v01 (using entries in the PDB archive December 30th 2015)
Refmac : 5.8.0135
CCP4 : 6.5.0
Ideal geometry (proteins) : Engh & Huber (2001)
Ideal geometry (DNA, RNA) : Parkinson et al. (1996)
Validation Pipeline (wwPDB-VP) : trunk26865

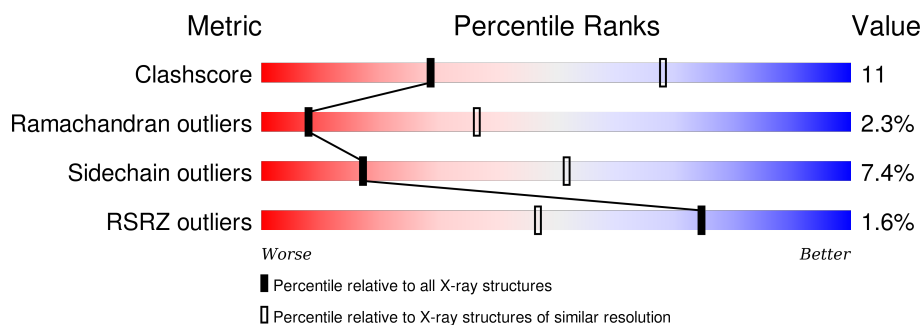
1 Overall quality at a glance

The following experimental techniques were used to determine the structure:

X-RAY DIFFRACTION

The reported resolution of this entry is 3.00 Å.

Percentile scores (ranging between 0-100) for global validation metrics of the entry are shown in the following graphic. The table shows the number of entries on which the scores are based.



Metric	Whole archive (#Entries)	Similar resolution (#Entries, resolution range(Å))
Clashscore	102246	1912 (3.00-3.00)
Ramachandran outliers	100387	1853 (3.00-3.00)
Sidechain outliers	100360	1856 (3.00-3.00)
RSRZ outliers	91569	1592 (3.00-3.00)

The table below summarises the geometric issues observed across the polymeric chains and their fit to the electron density. The red, orange, yellow and green segments on the lower bar indicate the fraction of residues that contain outliers for ≥ 3 , 2, 1 and 0 types of geometric quality criteria. A grey segment represents the fraction of residues that are not modelled. The numeric value for each fraction is indicated below the corresponding segment, with a dot representing fractions $\leq 5\%$. The upper red bar (where present) indicates the fraction of residues that have poor fit to the electron density. The numeric value is given above the bar.

Mol	Chain	Length	Quality of chain
1	A	514	<div> <div></div> <div>69% 24% • 5%</div> </div>
1	B	514	<div> <div></div> <div>67% 25% • 5%</div> </div>
1	C	514	<div> <div>3%</div> <div>69% 24% • 5%</div> </div>
1	D	514	<div> <div></div> <div>68% 25% • 5%</div> </div>
1	E	514	<div> <div></div> <div>67% 24% • 5%</div> </div>
1	F	514	<div> <div>3%</div> <div>71% 22% • •</div> </div>
1	G	514	<div> <div>2%</div> <div>68% 24% • 5%</div> </div>

Continued on next page...

Continued from previous page...

Mol	Chain	Length	Quality of chain
1	H	514	<p>2% 69% 24% • 5%</p>

The following table lists non-polymeric compounds, carbohydrate monomers and non-standard residues in protein, DNA, RNA chains that are outliers for geometric or electron-density-fit criteria:

Mol	Type	Chain	Res	Chirality	Geometry	Clashes	Electron density
3	GOA	F	900	-	-	X	-
4	GOL	B	1101	-	-	-	X
4	GOL	C	1103	-	-	X	-
4	GOL	E	1105	-	-	X	-

2 Entry composition

There are 5 unique types of molecules in this entry. The entry contains 31663 atoms, of which 0 are hydrogens and 0 are deuteriums.

In the tables below, the ZeroOcc column contains the number of atoms modelled with zero occupancy, the AltConf column contains the number of residues with at least one atom in alternate conformation and the Trace column contains the number of residues modelled with at most 2 atoms.

- Molecule 1 is a protein called GLUCOSE-6-PHOSPHATE 1-DEHYDROGENASE.

Mol	Chain	Residues	Atoms					ZeroOcc	AltConf	Trace
1	A	488	Total	C	N	O	S	0	0	0
			3892	2484	674	714	20			
1	B	489	Total	C	N	O	S	0	0	0
			3892	2484	673	715	20			
1	C	489	Total	C	N	O	S	0	0	0
			3893	2484	673	715	21			
1	D	490	Total	C	N	O	S	0	0	0
			3898	2487	674	716	21			
1	E	487	Total	C	N	O	S	0	0	0
			3884	2479	671	713	21			
1	F	491	Total	C	N	O	S	0	0	0
			3903	2490	675	717	21			
1	G	489	Total	C	N	O	S	0	0	0
			3895	2486	674	715	20			
1	H	489	Total	C	N	O	S	0	0	0
			3897	2486	674	716	21			

There are 8 discrepancies between the modelled and reference sequences:

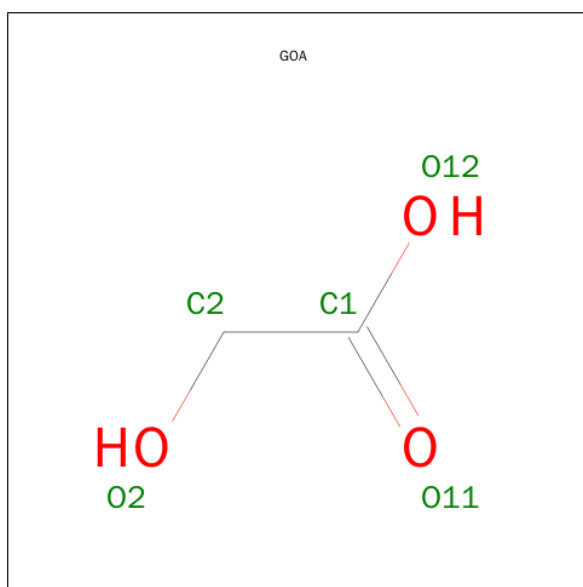
Chain	Residue	Modelled	Actual	Comment	Reference
A	459	LEU	ARG	VARIANT	UNP P11413
B	459	LEU	ARG	VARIANT	UNP P11413
C	459	LEU	ARG	VARIANT	UNP P11413
D	459	LEU	ARG	VARIANT	UNP P11413
E	459	LEU	ARG	VARIANT	UNP P11413
F	459	LEU	ARG	VARIANT	UNP P11413
G	459	LEU	ARG	VARIANT	UNP P11413
H	459	LEU	ARG	VARIANT	UNP P11413

- Molecule 2 is NADP NICOTINAMIDE-ADENINE-DINUCLEOTIDE PHOSPHATE (three-letter code: NAP) (formula: C₂₁H₂₈N₇O₁₇P₃).



Mol	Chain	Residues	Atoms					ZeroOcc	AltConf
2	A	1	Total	C	N	O	P	0	0
			48	21	7	17	3		
2	B	1	Total	C	N	O	P	0	0
			48	21	7	17	3		
2	C	1	Total	C	N	O	P	0	0
			48	21	7	17	3		
2	D	1	Total	C	N	O	P	0	0
			48	21	7	17	3		
2	E	1	Total	C	N	O	P	0	0
			48	21	7	17	3		
2	F	1	Total	C	N	O	P	0	0
			48	21	7	17	3		
2	G	1	Total	C	N	O	P	0	0
			48	21	7	17	3		
2	H	1	Total	C	N	O	P	0	0
			48	21	7	17	3		

- Molecule 3 is GLYCOLIC ACID (three-letter code: GOA) (formula: C₂H₄O₃).



Mol	Chain	Residues	Atoms			ZeroOcc	AltConf
3	A	1	Total	C	O	0	0
			5	2	3		
3	B	1	Total	C	O	0	0
			5	2	3		
3	C	1	Total	C	O	0	0
			5	2	3		
3	D	1	Total	C	O	0	0
			5	2	3		
3	E	1	Total	C	O	0	0
			5	2	3		
3	F	1	Total	C	O	0	0
			5	2	3		
3	G	1	Total	C	O	0	0
			5	2	3		
3	H	1	Total	C	O	0	0
			5	2	3		

- Molecule 4 is GLYCEROL (three-letter code: GOL) (formula: C₃H₈O₃).



Mol	Chain	Residues	Atoms			ZeroOcc	AltConf
4	B	1	Total	C	O	0	0
			6	3	3		
4	B	1	Total	C	O	0	0
			6	3	3		
4	C	1	Total	C	O	0	0
			6	3	3		
4	E	1	Total	C	O	0	0
			6	3	3		
4	G	1	Total	C	O	0	0
			6	3	3		

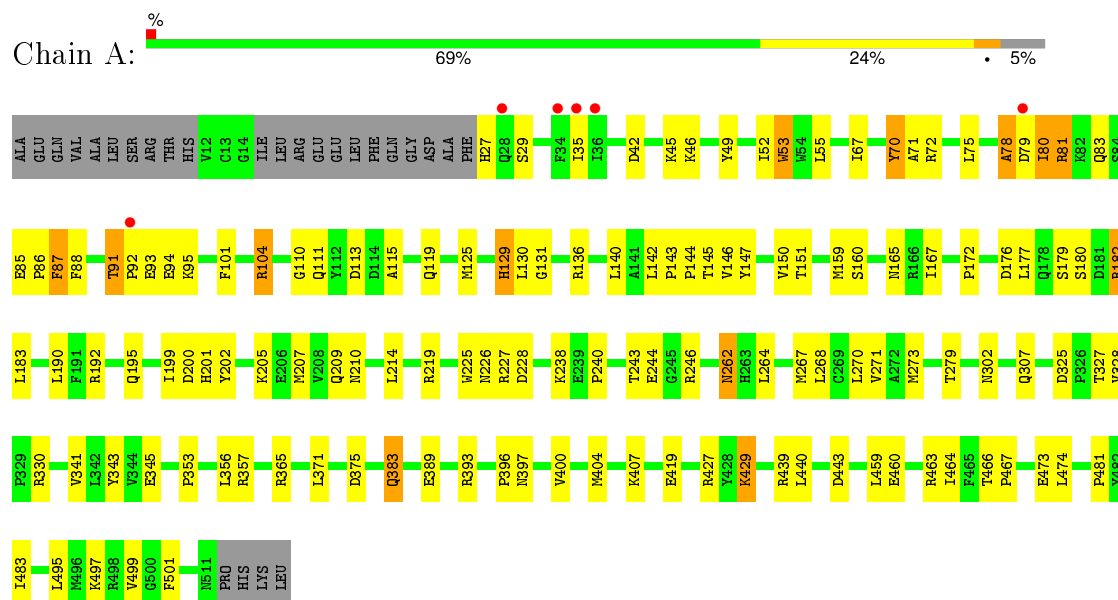
- Molecule 5 is water.

Mol	Chain	Residues	Atoms		ZeroOcc	AltConf
5	A	13	Total	O	0	0
			13	13		
5	B	9	Total	O	0	0
			9	9		
5	C	3	Total	O	0	0
			3	3		
5	D	8	Total	O	0	0
			8	8		
5	E	11	Total	O	0	0
			11	11		
5	F	3	Total	O	0	0
			3	3		
5	H	8	Total	O	0	0
			8	8		

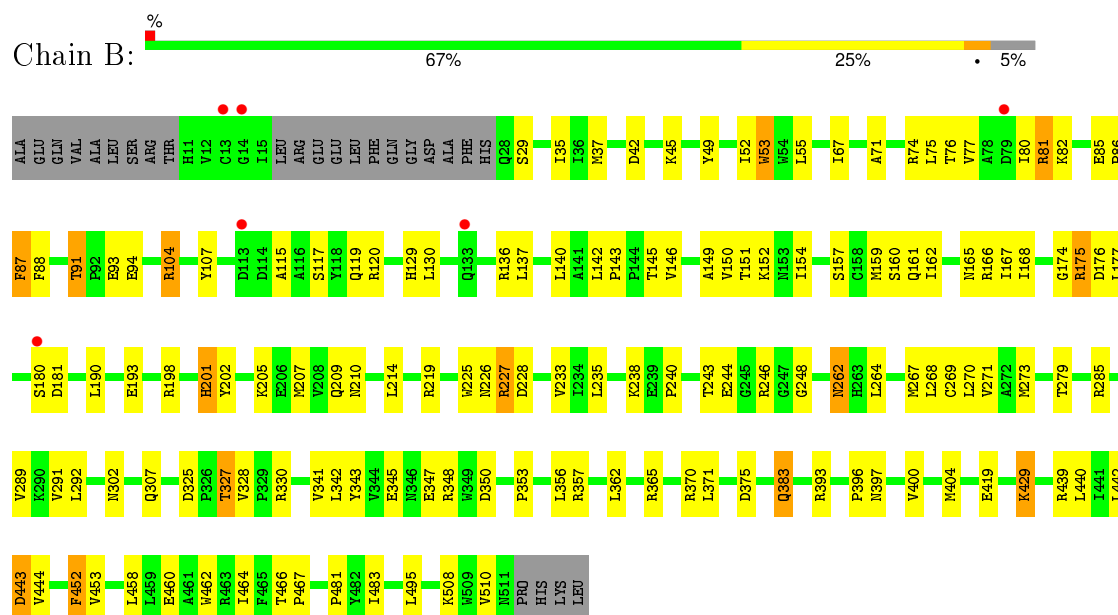
3 Residue-property plots

These plots are drawn for all protein, RNA and DNA chains in the entry. The first graphic for a chain summarises the proportions of errors displayed in the second graphic. The second graphic shows the sequence view annotated by issues in geometry and electron density. Residues are color-coded according to the number of geometric quality criteria for which they contain at least one outlier: green = 0, yellow = 1, orange = 2 and red = 3 or more. A red dot above a residue indicates a poor fit to the electron density ($RSRZ > 2$). Stretches of 2 or more consecutive residues without any outlier are shown as a green connector. Residues present in the sample, but not in the model, are shown in grey.

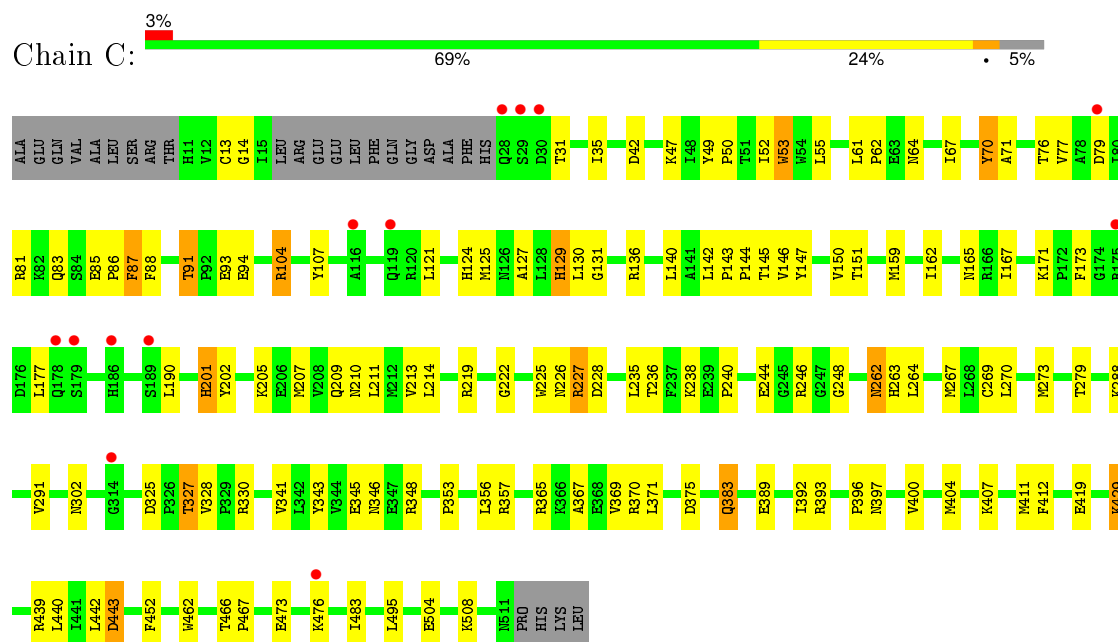
• Molecule 1: GLUCOSE-6-PHOSPHATE 1-DEHYDROGENASE



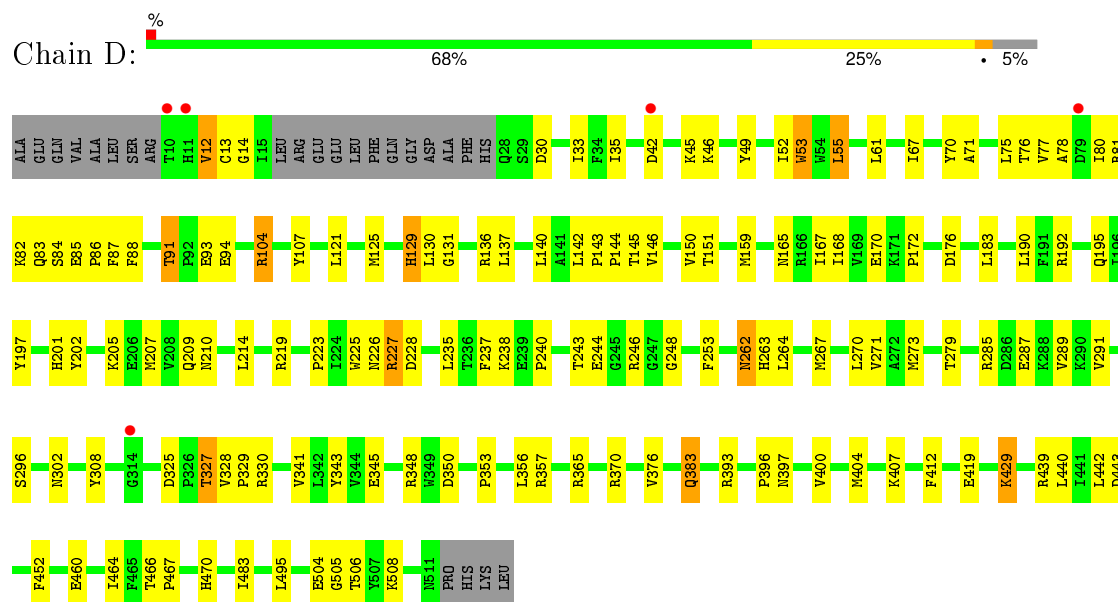
• Molecule 1: GLUCOSE-6-PHOSPHATE 1-DEHYDROGENASE



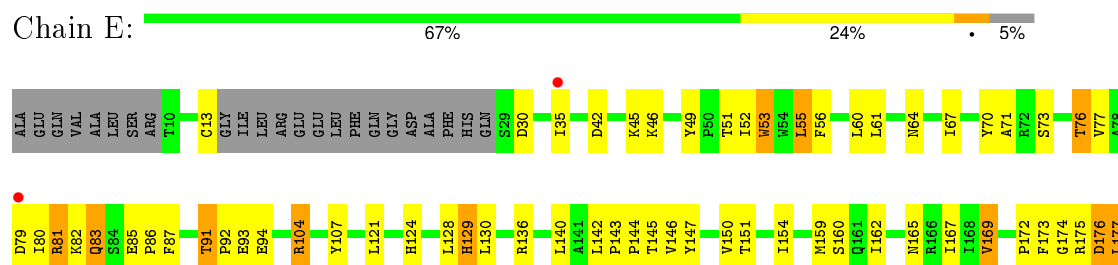
• Molecule 1: GLUCOSE-6-PHOSPHATE 1-DEHYDROGENASE

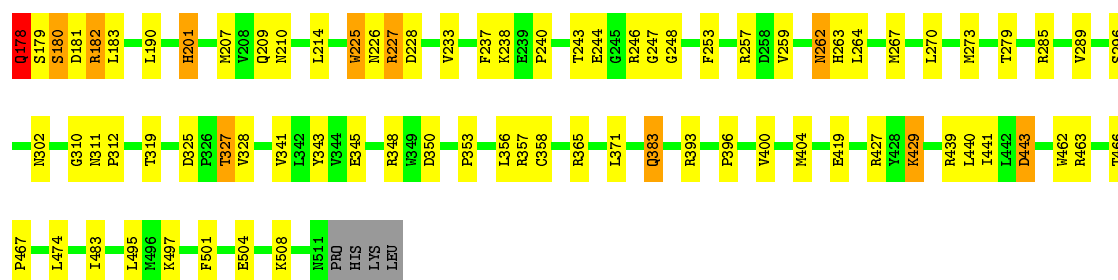


• Molecule 1: GLUCOSE-6-PHOSPHATE 1-DEHYDROGENASE

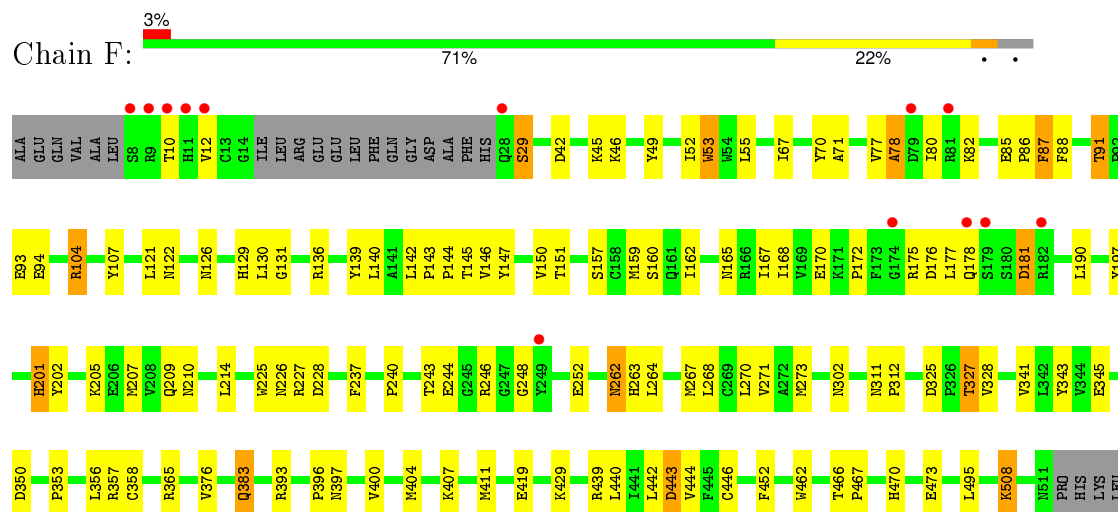


• Molecule 1: GLUCOSE-6-PHOSPHATE 1-DEHYDROGENASE

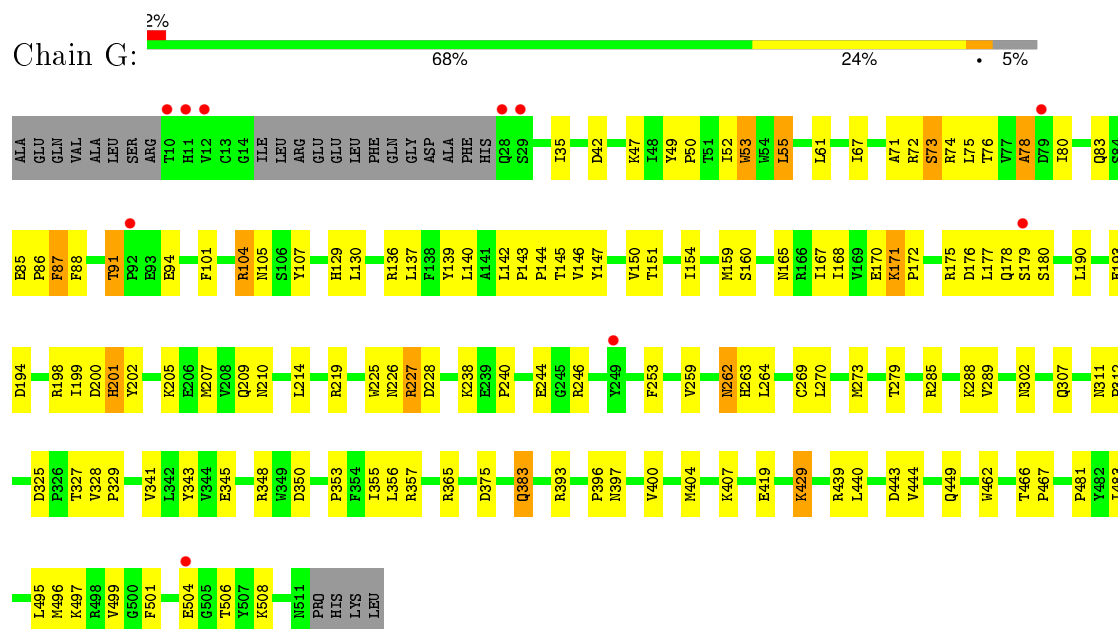




• Molecule 1: GLUCOSE-6-PHOSPHATE 1-DEHYDROGENASE

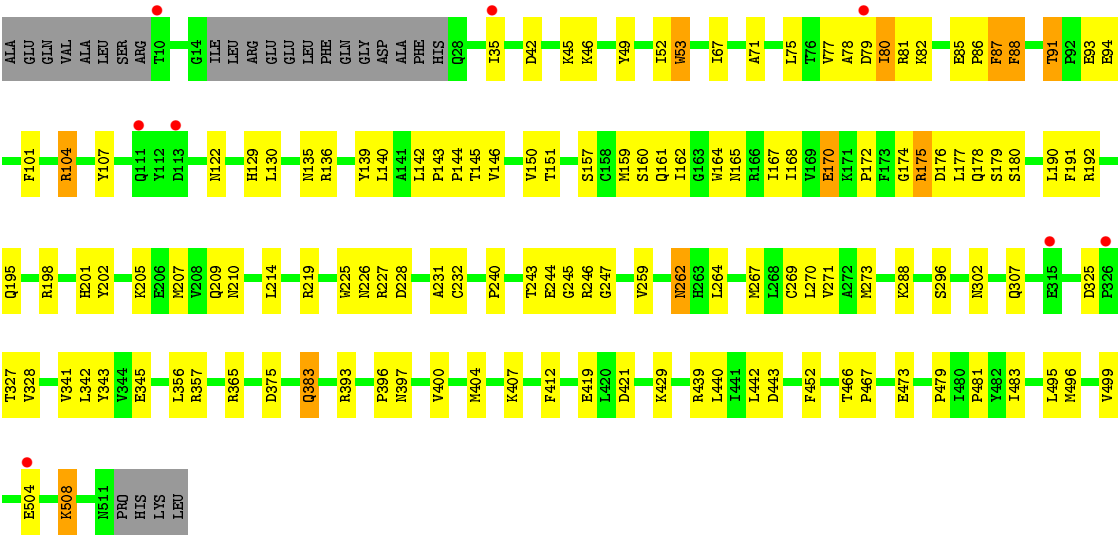


• Molecule 1: GLUCOSE-6-PHOSPHATE 1-DEHYDROGENASE



• Molecule 1: GLUCOSE-6-PHOSPHATE 1-DEHYDROGENASE





4 Data and refinement statistics

Property	Value	Source
Space group	P 21 21 21	Depositor
Cell constants a, b, c, α , β , γ	128.90Å 208.70Å 214.30Å 90.00° 90.00° 90.00°	Depositor
Resolution (Å)	25.00 – 3.00 25.00 – 3.00	Depositor EDS
% Data completeness (in resolution range)	85.3 (25.00-3.00) 85.3 (25.00-3.00)	Depositor EDS
R_{merge}	0.11	Depositor
R_{sym}	(Not available)	Depositor
$\langle I/\sigma(I) \rangle$ ¹	1.21 (at 2.99Å)	Xtriage
Refinement program	X-PLOR 3.851	Depositor
R, R_{free}	0.247 , 0.294 0.266 , (Not available)	Depositor DCC
R_{free} test set	No test flags present.	DCC
Wilson B-factor (Å ²)	69.9	Xtriage
Anisotropy	0.290	Xtriage
Bulk solvent k_{sol} (e/Å ³), B_{sol} (Å ²)	0.33 , 71.8	EDS
Estimated twinning fraction	0.020 for -h,l,k	Xtriage
L-test for twinning ²	$\langle L \rangle = 0.48$, $\langle L^2 \rangle = 0.32$	Xtriage
Outliers	0 of 98864 reflections	Xtriage
F_o, F_c correlation	0.91	EDS
Total number of atoms	31663	wwPDB-VP
Average B, all atoms (Å ²)	49.0	wwPDB-VP

Xtriage's analysis on translational NCS is as follows: *The largest off-origin peak in the Patterson function is 2.24% of the height of the origin peak. No significant pseudotranslation is detected.*

¹Intensities estimated from amplitudes.

²Theoretical values of $\langle |L| \rangle$, $\langle L^2 \rangle$ for acentric reflections are 0.5, 0.375 respectively for untwinned datasets, and 0.333, 0.2 for perfectly twinned datasets.

5 Model quality [i](#)

5.1 Standard geometry [i](#)

Bond lengths and bond angles in the following residue types are not validated in this section: GOL, NAP, GOA

The Z score for a bond length (or angle) is the number of standard deviations the observed value is removed from the expected value. A bond length (or angle) with $|Z| > 5$ is considered an outlier worth inspection. RMSZ is the root-mean-square of all Z scores of the bond lengths (or angles).

Mol	Chain	Bond lengths		Bond angles	
		RMSZ	# Z >5	RMSZ	# Z >5
1	A	0.43	0/3985	0.63	0/5399
1	B	0.44	0/3984	0.64	1/5398 (0.0%)
1	C	0.44	0/3985	0.64	0/5399
1	D	0.41	0/3990	0.65	0/5406
1	E	0.44	0/3976	0.66	0/5387
1	F	0.43	0/3995	0.65	0/5413
1	G	0.44	0/3987	0.65	0/5402
1	H	0.44	0/3989	0.65	0/5404
All	All	0.43	0/31891	0.65	1/43208 (0.0%)

There are no bond length outliers.

All (1) bond angle outliers are listed below:

Mol	Chain	Res	Type	Atoms	Z	Observed(°)	Ideal(°)
1	B	174	GLY	N-CA-C	-5.05	100.48	113.10

There are no chirality outliers.

There are no planarity outliers.

5.2 Too-close contacts [i](#)

In the following table, the Non-H and H(model) columns list the number of non-hydrogen atoms and hydrogen atoms in the chain respectively. The H(added) column lists the number of hydrogen atoms added and optimized by MolProbity. The Clashes column lists the number of clashes within the asymmetric unit, whereas Symm-Clashes lists symmetry related clashes.

Mol	Chain	Non-H	H(model)	H(added)	Clashes	Symm-Clashes
1	A	3892	0	3770	82	0
1	B	3892	0	3767	97	0

Continued on next page...

Continued from previous page...

Mol	Chain	Non-H	H(model)	H(added)	Clashes	Symm-Clashes
1	C	3893	0	3768	87	0
1	D	3898	0	3770	88	0
1	E	3884	0	3763	101	0
1	F	3903	0	3772	80	0
1	G	3895	0	3770	102	0
1	H	3897	0	3774	92	0
2	A	48	0	25	0	0
2	B	48	0	25	1	0
2	C	48	0	25	1	0
2	D	48	0	25	2	0
2	E	48	0	25	0	0
2	F	48	0	25	0	0
2	G	48	0	25	0	0
2	H	48	0	25	2	0
3	A	5	0	3	0	0
3	B	5	0	3	0	0
3	C	5	0	3	0	0
3	D	5	0	3	0	0
3	E	5	0	3	0	0
3	F	5	0	3	3	0
3	G	5	0	3	0	0
3	H	5	0	3	0	0
4	B	12	0	16	3	0
4	C	6	0	8	4	0
4	E	6	0	8	4	0
4	G	6	0	8	3	0
5	A	13	0	0	0	0
5	B	9	0	0	1	0
5	C	3	0	0	1	0
5	D	8	0	0	0	0
5	E	11	0	0	0	0
5	F	3	0	0	0	0
5	H	8	0	0	2	0
All	All	31663	0	30418	711	0

The all-atom clashscore is defined as the number of clashes found per 1000 atoms (including hydrogen atoms). The all-atom clashscore for this structure is 11.

All (711) close contacts within the same asymmetric unit are listed below, sorted by their clash magnitude.

Atom-1	Atom-2	Interatomic distance (Å)	Clash overlap (Å)
1:B:177:LEU:HB2	1:B:466:THR:HG21	1.42	0.98
1:E:227:ARG:NH2	4:E:1105:GOL:H2	1.80	0.96
1:B:262:ASN:HD22	1:B:262:ASN:H	1.15	0.94
1:G:140:LEU:HD11	1:G:167:ILE:HD11	1.50	0.94
1:A:262:ASN:HD22	1:A:262:ASN:H	1.18	0.89
1:H:262:ASN:H	1:H:262:ASN:HD22	1.25	0.85
1:B:151:THR:HG22	1:B:190:LEU:HD12	1.62	0.82
1:H:140:LEU:HD11	1:H:167:ILE:HD11	1.59	0.82
1:E:177:LEU:HB2	1:E:462:TRP:HB3	1.60	0.81
1:A:240:PRO:HD3	1:A:365:ARG:HB2	1.61	0.81
1:A:463:ARG:HG2	1:E:474:LEU:HD21	1.61	0.81
1:D:264:LEU:HD23	1:D:356:LEU:HB3	1.62	0.80
1:G:264:LEU:HD23	1:G:356:LEU:HB3	1.63	0.79
1:D:240:PRO:HD3	1:D:365:ARG:HB2	1.62	0.79
1:F:264:LEU:HD23	1:F:356:LEU:HB3	1.65	0.78
1:H:240:PRO:HD3	1:H:365:ARG:HB2	1.64	0.78
1:E:227:ARG:HH22	4:E:1105:GOL:H2	1.44	0.78
1:B:264:LEU:HD23	1:B:356:LEU:HB3	1.65	0.78
1:H:175:ARG:HD3	1:H:175:ARG:H	1.47	0.78
1:C:76:THR:CB	1:C:81:ARG:HG2	2.13	0.78
1:H:508:LYS:H	1:H:508:LYS:HE2	1.49	0.78
1:B:146:VAL:HG12	1:B:150:VAL:HG23	1.66	0.77
1:C:227:ARG:HH22	4:C:1103:GOL:H2	1.49	0.77
1:B:140:LEU:HD11	1:B:167:ILE:HD11	1.65	0.77
1:E:146:VAL:HG12	1:E:150:VAL:HG23	1.67	0.76
1:C:240:PRO:HD3	1:C:365:ARG:HB2	1.67	0.76
1:F:82:LYS:O	1:F:86:PRO:HD2	1.86	0.75
1:C:146:VAL:HG12	1:C:150:VAL:HG23	1.68	0.75
1:H:264:LEU:HD23	1:H:356:LEU:HB3	1.69	0.75
1:F:205:LYS:HZ1	3:F:900:GOA:H21	1.51	0.75
1:D:140:LEU:HD11	1:D:167:ILE:HD11	1.69	0.74
1:G:262:ASN:HD22	1:G:262:ASN:H	1.36	0.74
1:C:264:LEU:HD23	1:C:356:LEU:HB3	1.68	0.74
1:E:240:PRO:HD3	1:E:365:ARG:HB2	1.70	0.73
1:G:177:LEU:HB2	1:G:466:THR:HG21	1.69	0.73
1:B:226:ASN:HD21	1:B:228:ASP:HB2	1.53	0.73
1:B:240:PRO:HD3	1:B:365:ARG:HB2	1.70	0.73
1:E:264:LEU:HD23	1:E:356:LEU:HB3	1.69	0.72
1:G:240:PRO:HD3	1:G:365:ARG:HB2	1.71	0.72
1:D:142:LEU:HB2	1:D:143:PRO:HD2	1.70	0.72
1:F:146:VAL:HG12	1:F:150:VAL:HG23	1.72	0.72
4:B:1101:GOL:H2	1:D:227:ARG:NH2	2.05	0.72

Continued on next page...

Continued from previous page...

Atom-1	Atom-2	Interatomic distance (Å)	Clash overlap (Å)
1:G:146:VAL:HG12	1:G:150:VAL:HG23	1.71	0.71
1:F:142:LEU:HB2	1:F:143:PRO:HD2	1.71	0.71
1:F:140:LEU:HD11	1:F:167:ILE:HD11	1.71	0.71
1:C:177:LEU:HB2	1:C:466:THR:HG21	1.72	0.71
1:D:146:VAL:HG12	1:D:150:VAL:HG23	1.73	0.71
1:E:136:ARG:HB2	1:E:165:ASN:HD22	1.57	0.69
1:A:140:LEU:HD11	1:A:167:ILE:HD11	1.72	0.69
1:E:35:ILE:H	1:E:35:ILE:HD12	1.57	0.69
1:E:262:ASN:H	1:E:262:ASN:HD22	1.39	0.69
1:A:146:VAL:HG12	1:A:150:VAL:HG23	1.73	0.69
1:B:75:LEU:HB2	1:B:107:TYR:CE2	2.29	0.68
1:C:140:LEU:HD11	1:C:167:ILE:HD11	1.74	0.68
1:E:151:THR:HG22	1:E:190:LEU:HD12	1.73	0.68
1:G:177:LEU:HD13	1:G:462:TRP:HB3	1.76	0.68
1:G:226:ASN:HD21	1:G:228:ASP:HB2	1.59	0.67
1:B:177:LEU:HD13	1:B:462:TRP:HB3	1.76	0.67
1:F:205:LYS:NZ	3:F:900:GOA:H21	2.10	0.67
1:G:170:GLU:HG3	1:G:171:LYS:HD3	1.77	0.67
1:G:227:ARG:HH21	4:G:1104:GOL:H11	1.60	0.66
1:B:180:SER:HB3	1:B:462:TRP:CH2	2.29	0.66
1:C:226:ASN:HD21	1:C:228:ASP:HB2	1.61	0.66
1:A:325:ASP:O	1:A:328:VAL:HG12	1.96	0.66
1:F:325:ASP:O	1:F:328:VAL:HG12	1.95	0.66
1:G:71:ALA:HB3	1:G:107:TYR:OH	1.96	0.66
1:C:325:ASP:O	1:C:328:VAL:HG12	1.96	0.66
1:D:226:ASN:HD21	1:D:228:ASP:HB2	1.60	0.66
1:B:76:THR:CB	1:B:81:ARG:HB2	2.26	0.65
1:C:270:LEU:HA	1:C:273:MET:CE	2.26	0.65
1:F:240:PRO:HD3	1:F:365:ARG:HB2	1.77	0.65
1:C:262:ASN:H	1:C:262:ASN:HD22	1.44	0.65
1:H:151:THR:HG22	1:H:190:LEU:HD12	1.77	0.65
1:D:78:ALA:O	1:D:82:LYS:HB2	1.97	0.65
1:A:226:ASN:HD21	1:A:228:ASP:HB2	1.61	0.65
1:D:35:ILE:HD12	1:D:35:ILE:H	1.61	0.65
1:B:91:THR:HG23	1:B:94:GLU:CB	2.27	0.64
1:F:262:ASN:ND2	1:F:262:ASN:H	1.95	0.64
1:G:262:ASN:ND2	1:G:262:ASN:H	1.95	0.64
1:C:270:LEU:HA	1:C:273:MET:HE2	1.79	0.64
1:C:142:LEU:HB2	1:C:143:PRO:HD2	1.79	0.64
1:G:35:ILE:HD12	1:G:35:ILE:H	1.62	0.64
1:F:170:GLU:O	1:F:172:PRO:HD3	1.97	0.63

Continued on next page...

Continued from previous page...

Atom-1	Atom-2	Interatomic distance (Å)	Clash overlap (Å)
1:E:182:ARG:HD2	1:E:182:ARG:N	2.13	0.63
1:G:227:ARG:NH2	4:G:1104:GOL:H11	2.14	0.62
1:B:136:ARG:HB2	1:B:165:ASN:HD22	1.64	0.62
1:A:35:ILE:H	1:A:35:ILE:HD12	1.64	0.62
1:C:151:THR:HG22	1:C:190:LEU:HD12	1.82	0.62
1:H:146:VAL:HG12	1:H:150:VAL:HG23	1.82	0.62
1:C:91:THR:HG23	1:C:94:GLU:CB	2.29	0.62
1:B:49:TYR:O	1:B:52:ILE:HG22	2.00	0.61
1:G:142:LEU:HB2	1:G:143:PRO:HD2	1.82	0.61
1:A:270:LEU:HA	1:A:273:MET:CE	2.30	0.61
1:E:76:THR:CB	1:E:81:ARG:HB2	2.30	0.61
1:H:302:ASN:HB3	1:H:341:VAL:HB	1.82	0.61
4:B:1101:GOL:H2	1:D:227:ARG:HH22	1.65	0.61
1:F:177:LEU:HB2	1:F:466:THR:HG21	1.82	0.61
1:B:325:ASP:O	1:B:328:VAL:HG12	1.99	0.61
1:H:88:PHE:HD1	1:H:88:PHE:H	1.45	0.61
1:E:262:ASN:ND2	1:E:262:ASN:H	1.99	0.61
1:F:71:ALA:HB3	1:F:107:TYR:OH	2.01	0.61
1:B:88:PHE:H	1:B:88:PHE:HD1	1.46	0.61
1:D:170:GLU:O	1:D:172:PRO:HD3	2.00	0.60
1:H:136:ARG:HB2	1:H:165:ASN:ND2	2.16	0.60
1:B:142:LEU:HB2	1:B:143:PRO:HD2	1.83	0.60
1:B:226:ASN:ND2	1:B:228:ASP:HB2	2.15	0.60
1:A:262:ASN:N	1:A:262:ASN:HD22	1.89	0.60
1:D:83:GLN:H	1:D:86:PRO:HD2	1.67	0.60
1:A:264:LEU:HD23	1:A:356:LEU:HB3	1.84	0.60
1:G:325:ASP:O	1:G:328:VAL:HG12	2.01	0.59
1:H:270:LEU:HA	1:H:273:MET:CE	2.31	0.59
1:F:226:ASN:HD21	1:F:228:ASP:HB2	1.66	0.59
1:F:85:GLU:CB	1:F:86:PRO:HD3	2.32	0.59
1:E:227:ARG:NH2	4:E:1105:GOL:C2	2.62	0.59
1:C:302:ASN:HB3	1:C:341:VAL:HB	1.85	0.59
1:H:49:TYR:O	1:H:52:ILE:HG22	2.02	0.59
1:A:151:THR:HG22	1:A:190:LEU:HD12	1.83	0.59
1:G:270:LEU:HA	1:G:273:MET:CE	2.32	0.59
1:H:226:ASN:HD21	1:H:228:ASP:HB2	1.67	0.59
1:A:473:GLU:OE1	1:E:178:GLN:HA	2.03	0.59
1:A:429:LYS:N	1:A:429:LYS:HE2	2.17	0.59
1:H:325:ASP:O	1:H:328:VAL:HG12	2.03	0.59
1:D:137:LEU:HD21	1:D:168:ILE:HD11	1.85	0.59
1:E:104:ARG:HH11	1:E:104:ARG:HG3	1.66	0.59

Continued on next page...

Continued from previous page...

Atom-1	Atom-2	Interatomic distance (Å)	Clash overlap (Å)
1:H:85:GLU:CB	1:H:86:PRO:HD3	2.33	0.59
1:G:343:TYR:HE1	1:G:353:PRO:HB3	1.69	0.58
1:C:227:ARG:NH2	4:C:1103:GOL:H2	2.16	0.58
1:H:342:LEU:O	1:H:343:TYR:HD1	1.85	0.58
1:H:479:PRO:HG3	5:H:2004:HOH:O	2.02	0.58
1:D:262:ASN:ND2	1:D:262:ASN:H	2.01	0.58
1:H:142:LEU:HB2	1:H:143:PRO:HD2	1.85	0.58
1:G:137:LEU:HD21	1:G:168:ILE:HD11	1.85	0.58
1:C:104:ARG:HH11	1:C:104:ARG:HG3	1.69	0.58
1:G:466:THR:OG1	1:G:467:PRO:HD3	2.04	0.58
1:H:170:GLU:O	1:H:172:PRO:HD3	2.03	0.58
1:F:177:LEU:O	1:F:181:ASP:HB2	2.04	0.58
1:E:270:LEU:HA	1:E:273:MET:HE2	1.85	0.58
1:G:226:ASN:ND2	1:G:228:ASP:HB2	2.18	0.57
1:H:104:ARG:HG3	1:H:104:ARG:HH11	1.68	0.57
1:E:129:HIS:O	1:E:130:LEU:HB2	2.03	0.57
1:B:227:ARG:HH22	4:B:1102:GOL:H11	1.68	0.57
1:D:49:TYR:O	1:D:52:ILE:HG22	2.05	0.57
1:A:104:ARG:HH11	1:A:104:ARG:HG3	1.69	0.57
1:F:136:ARG:HB2	1:F:165:ASN:HD22	1.70	0.57
1:G:72:ARG:HG3	1:G:73:SER:H	1.69	0.57
1:D:12:VAL:C	1:D:14:GLY:H	2.08	0.57
1:H:136:ARG:HB2	1:H:165:ASN:HD22	1.70	0.57
1:E:262:ASN:ND2	1:E:263:HIS:H	2.03	0.56
1:H:192:ARG:HG2	1:H:195:GLN:OE1	2.05	0.56
1:C:88:PHE:H	1:C:88:PHE:HD1	1.53	0.56
1:H:259:VAL:HA	1:H:262:ASN:HD21	1.71	0.56
1:G:146:VAL:HG12	1:G:150:VAL:CG2	2.35	0.56
1:C:466:THR:OG1	1:C:467:PRO:HD3	2.05	0.56
1:E:270:LEU:HA	1:E:273:MET:CE	2.35	0.56
1:G:72:ARG:HG3	1:G:73:SER:N	2.20	0.56
1:E:209:GLN:HE22	1:E:439:ARG:HD3	1.69	0.56
1:C:67:ILE:HD12	1:C:67:ILE:N	2.21	0.56
1:D:67:ILE:HD12	1:D:67:ILE:N	2.19	0.56
1:E:343:TYR:CE1	1:E:353:PRO:HA	2.39	0.56
1:E:325:ASP:O	1:E:328:VAL:HG12	2.05	0.56
1:H:175:ARG:HG2	1:H:176:ASP:H	1.69	0.56
1:D:226:ASN:ND2	1:D:228:ASP:HB2	2.20	0.56
1:F:262:ASN:H	1:F:262:ASN:HD22	1.54	0.56
1:E:67:ILE:HD12	1:E:67:ILE:N	2.21	0.56
1:H:209:GLN:HE22	1:H:439:ARG:HD3	1.71	0.56

Continued on next page...

Continued from previous page...

Atom-1	Atom-2	Interatomic distance (Å)	Clash overlap (Å)
1:B:302:ASN:HB3	1:B:341:VAL:HB	1.88	0.56
1:G:150:VAL:O	1:G:154:ILE:HG13	2.05	0.56
1:A:270:LEU:HA	1:A:273:MET:HE2	1.87	0.56
1:A:210:ASN:OD1	1:A:214:LEU:HG	2.05	0.56
1:A:67:ILE:HD12	1:A:67:ILE:N	2.21	0.56
1:B:262:ASN:HD22	1:B:262:ASN:N	1.89	0.55
1:D:76:THR:CB	1:D:81:ARG:HD3	2.37	0.55
1:G:104:ARG:HH11	1:G:104:ARG:HG3	1.71	0.55
1:B:75:LEU:HB2	1:B:107:TYR:CZ	2.41	0.55
1:G:151:THR:HG22	1:G:190:LEU:HD12	1.86	0.55
1:G:209:GLN:HE22	1:G:439:ARG:HD3	1.71	0.55
1:E:45:LYS:HB3	1:E:82:LYS:HZ3	1.71	0.55
1:B:104:ARG:HG3	1:B:104:ARG:HH11	1.72	0.55
1:G:67:ILE:N	1:G:67:ILE:HD12	2.22	0.55
1:A:85:GLU:CB	1:A:86:PRO:HD3	2.36	0.55
1:G:343:TYR:CE1	1:G:353:PRO:HA	2.42	0.55
1:G:85:GLU:CB	1:G:86:PRO:HD3	2.37	0.55
1:B:137:LEU:HD21	1:B:168:ILE:HD11	1.89	0.55
1:D:136:ARG:HB2	1:D:165:ASN:HD22	1.72	0.55
1:F:88:PHE:HD1	1:F:88:PHE:H	1.53	0.55
1:B:201:HIS:HA	1:B:440:LEU:HD11	1.88	0.55
1:H:75:LEU:HD23	1:H:81:ARG:HH11	1.71	0.55
1:D:325:ASP:O	1:D:328:VAL:HG12	2.06	0.55
1:B:85:GLU:CB	1:B:86:PRO:HD3	2.37	0.55
1:E:343:TYR:HE1	1:E:353:PRO:HB3	1.72	0.54
1:C:49:TYR:O	1:C:52:ILE:HG22	2.08	0.54
1:B:136:ARG:HB2	1:B:165:ASN:ND2	2.22	0.54
1:E:49:TYR:O	1:E:52:ILE:HG22	2.06	0.54
1:B:267:MET:O	1:B:271:VAL:HG23	2.07	0.54
1:A:226:ASN:ND2	1:A:228:ASP:HB2	2.21	0.54
1:A:136:ARG:HD2	1:A:160:SER:HB2	1.90	0.54
1:D:35:ILE:N	1:D:35:ILE:HD12	2.23	0.54
1:G:49:TYR:O	1:G:52:ILE:HG22	2.06	0.54
1:C:264:LEU:HD12	1:C:267:MET:HE2	1.90	0.54
1:F:104:ARG:HG3	1:F:104:ARG:HH11	1.71	0.54
1:F:136:ARG:HB2	1:F:165:ASN:ND2	2.23	0.54
1:A:192:ARG:HG2	1:A:195:GLN:OE1	2.08	0.54
1:B:71:ALA:HB3	1:B:107:TYR:OH	2.08	0.54
1:H:226:ASN:ND2	1:H:228:ASP:HB2	2.23	0.54
1:C:504:GLU:O	1:C:504:GLU:HG2	2.08	0.54
1:D:91:THR:HG23	1:D:94:GLU:CB	2.38	0.54

Continued on next page...

Continued from previous page...

Atom-1	Atom-2	Interatomic distance (Å)	Clash overlap (Å)
1:B:175:ARG:HD3	1:B:176:ASP:H	1.73	0.54
1:G:407:LYS:HB3	1:H:210:ASN:ND2	2.23	0.54
1:B:150:VAL:O	1:B:154:ILE:HG13	2.09	0.53
1:H:262:ASN:HD22	1:H:262:ASN:N	1.98	0.53
1:G:101:PHE:O	1:G:104:ARG:HB2	2.08	0.53
1:D:407:LYS:HE2	1:D:412:PHE:O	2.08	0.53
1:D:466:THR:OG1	1:D:467:PRO:HD3	2.08	0.53
1:A:91:THR:HG23	1:A:94:GLU:CB	2.38	0.53
1:E:136:ARG:HB2	1:E:165:ASN:ND2	2.22	0.53
1:A:343:TYR:CE1	1:A:353:PRO:HA	2.43	0.53
1:A:393:ARG:HD2	1:A:396:PRO:O	2.08	0.53
1:C:227:ARG:NH2	4:C:1103:GOL:C2	2.71	0.53
1:G:262:ASN:N	1:G:262:ASN:HD22	2.00	0.53
1:E:51:THR:HG21	1:E:441:ILE:HD12	1.89	0.53
1:G:91:THR:HG23	1:G:94:GLU:CB	2.39	0.53
1:G:144:PRO:HA	1:G:147:TYR:CD2	2.44	0.53
1:F:343:TYR:CE1	1:F:353:PRO:HA	2.43	0.53
1:B:270:LEU:HA	1:B:273:MET:CE	2.38	0.53
1:F:175:ARG:HD3	1:F:252:GLU:HB3	1.91	0.53
1:F:151:THR:HG22	1:F:190:LEU:HD12	1.89	0.53
1:F:226:ASN:ND2	1:F:228:ASP:HB2	2.24	0.53
1:C:429:LYS:HE2	1:C:429:LYS:N	2.23	0.53
1:B:209:GLN:HE22	1:B:439:ARG:HD3	1.74	0.53
1:H:270:LEU:HA	1:H:273:MET:HE3	1.91	0.53
1:F:175:ARG:O	1:F:175:ARG:HG2	2.08	0.53
1:D:393:ARG:NH1	1:D:397:ASN:O	2.42	0.53
1:B:93:GLU:CD	1:B:93:GLU:H	2.13	0.53
1:C:71:ALA:HB3	1:C:107:TYR:OH	2.09	0.53
1:F:136:ARG:HD2	1:F:160:SER:HB2	1.90	0.52
1:F:49:TYR:O	1:F:52:ILE:HG22	2.09	0.52
1:E:140:LEU:HD11	1:E:167:ILE:HD11	1.89	0.52
1:G:73:SER:O	1:G:75:LEU:N	2.42	0.52
1:C:136:ARG:HB2	1:C:165:ASN:HD22	1.74	0.52
1:F:227:ARG:NH1	1:F:350:ASP:O	2.43	0.52
1:C:85:GLU:CB	1:C:86:PRO:HD3	2.39	0.52
1:A:176:ASP:HB2	1:A:179:SER:OG	2.09	0.52
1:A:182:ARG:HB2	1:A:182:ARG:HH11	1.74	0.52
1:H:71:ALA:HB3	1:H:107:TYR:OH	2.09	0.52
1:E:85:GLU:CB	1:E:86:PRO:HD3	2.40	0.52
1:G:177:LEU:HD22	1:G:466:THR:HG21	1.92	0.52
1:E:262:ASN:N	1:E:262:ASN:HD22	2.01	0.51

Continued on next page...

Continued from previous page...

Atom-1	Atom-2	Interatomic distance (Å)	Clash overlap (Å)
1:G:238:LYS:O	1:G:365:ARG:HA	2.11	0.51
1:B:88:PHE:N	1:B:88:PHE:CD1	2.78	0.51
1:A:427:ARG:NH1	1:B:510:VAL:HG22	2.26	0.51
1:D:70:TYR:HD2	1:D:121:LEU:HD13	1.73	0.51
1:D:209:GLN:HE22	1:D:439:ARG:HD3	1.75	0.51
1:C:264:LEU:HB3	1:C:356:LEU:HD13	1.91	0.51
1:E:35:ILE:HD12	1:E:35:ILE:N	2.25	0.51
1:G:137:LEU:HD21	1:G:168:ILE:CD1	2.40	0.51
1:E:56:PHE:HB2	1:E:61:LEU:HD12	1.91	0.51
1:B:466:THR:OG1	1:B:467:PRO:HD3	2.11	0.51
1:C:144:PRO:HA	1:C:147:TYR:CD2	2.46	0.51
1:A:343:TYR:HE1	1:A:353:PRO:HB3	1.76	0.51
1:G:175:ARG:HG2	1:G:253:PHE:CE1	2.45	0.51
1:H:393:ARG:HD2	1:H:396:PRO:O	2.11	0.51
1:B:453:VAL:HG11	1:B:458:LEU:CD2	2.41	0.51
1:E:238:LYS:O	1:E:365:ARG:HA	2.11	0.51
1:E:182:ARG:HA	1:E:182:ARG:HH11	1.75	0.51
1:C:136:ARG:HB2	1:C:165:ASN:ND2	2.26	0.51
1:H:91:THR:HG23	1:H:94:GLU:CB	2.41	0.51
1:A:466:THR:OG1	1:A:467:PRO:HD3	2.11	0.51
1:H:35:ILE:HD12	1:H:35:ILE:H	1.75	0.51
1:G:270:LEU:HA	1:G:273:MET:HE2	1.92	0.51
1:H:129:HIS:O	1:H:130:LEU:HB2	2.10	0.51
1:B:177:LEU:HD13	1:B:462:TRP:CB	2.40	0.50
1:B:136:ARG:HD2	1:B:160:SER:HB2	1.93	0.50
1:H:67:ILE:N	1:H:67:ILE:HD12	2.26	0.50
1:B:161:GLN:HA	1:B:161:GLN:NE2	2.25	0.50
1:H:393:ARG:NH1	1:H:397:ASN:O	2.45	0.50
1:D:210:ASN:OD1	1:D:214:LEU:HG	2.11	0.50
1:E:91:THR:HG23	1:E:94:GLU:CB	2.40	0.50
1:E:227:ARG:HH22	4:E:1105:GOL:C2	2.20	0.50
1:H:175:ARG:CD	1:H:175:ARG:H	2.18	0.50
1:D:136:ARG:HB2	1:D:165:ASN:ND2	2.26	0.50
1:C:248:GLY:H	1:C:327:THR:HB	1.77	0.50
1:B:429:LYS:HE2	1:B:429:LYS:N	2.26	0.50
1:C:35:ILE:HD12	1:C:35:ILE:H	1.77	0.50
1:B:342:LEU:O	1:B:343:TYR:HD1	1.94	0.50
1:D:93:GLU:CD	1:D:93:GLU:H	2.15	0.50
1:B:262:ASN:ND2	1:B:262:ASN:H	1.97	0.50
1:E:285:ARG:O	1:E:289:VAL:HG12	2.12	0.50
1:F:197:TYR:HB3	1:F:452:PHE:CD2	2.46	0.50

Continued on next page...

Continued from previous page...

Atom-1	Atom-2	Interatomic distance (Å)	Clash overlap (Å)
1:F:267:MET:O	1:F:271:VAL:HG23	2.12	0.50
1:G:88:PHE:HD1	1:G:88:PHE:H	1.59	0.50
1:C:226:ASN:ND2	1:C:228:ASP:HB2	2.25	0.50
1:A:49:TYR:O	1:A:52:ILE:HG22	2.11	0.50
1:E:169:VAL:HG22	1:E:173:PHE:HE1	1.76	0.50
1:A:238:LYS:O	1:A:365:ARG:HA	2.12	0.50
1:A:427:ARG:HH11	1:B:510:VAL:HG22	1.77	0.50
1:A:129:HIS:O	1:A:130:LEU:HB2	2.11	0.50
1:F:91:THR:HG23	1:F:94:GLU:CB	2.41	0.50
1:H:45:LYS:HG3	1:H:46:LYS:HG3	1.94	0.49
1:D:270:LEU:HA	1:D:273:MET:CE	2.41	0.49
1:B:343:TYR:CE1	1:B:353:PRO:HA	2.47	0.49
1:D:71:ALA:HB3	1:D:107:TYR:OH	2.11	0.49
1:F:78:ALA:O	1:F:82:LYS:HB2	2.13	0.49
1:G:227:ARG:NH2	4:G:1104:GOL:C1	2.73	0.49
1:E:343:TYR:HE1	1:E:353:PRO:CA	2.24	0.49
1:B:270:LEU:HA	1:B:273:MET:HE2	1.92	0.49
1:H:307:GLN:O	1:H:481:PRO:HA	2.12	0.49
1:D:343:TYR:HE1	1:D:353:PRO:HB3	1.77	0.49
1:G:129:HIS:O	1:G:130:LEU:HB2	2.12	0.49
1:E:177:LEU:HD12	1:E:462:TRP:CB	2.42	0.49
1:B:235:LEU:HD12	1:B:356:LEU:HD22	1.95	0.49
1:H:177:LEU:HD22	1:H:466:THR:HG21	1.94	0.49
1:D:82:LYS:C	1:D:84:SER:H	2.16	0.49
1:D:151:THR:HG22	1:D:190:LEU:HD12	1.93	0.49
1:H:325:ASP:HB3	1:H:328:VAL:HG12	1.94	0.49
1:F:393:ARG:HD2	1:F:396:PRO:O	2.13	0.49
1:F:508:LYS:O	1:F:508:LYS:HG2	2.13	0.49
1:A:142:LEU:HB2	1:A:143:PRO:HD2	1.95	0.49
1:D:393:ARG:HD2	1:D:396:PRO:O	2.11	0.49
1:C:129:HIS:O	1:C:130:LEU:HB2	2.12	0.49
1:E:440:LEU:O	1:E:443:ASP:HB2	2.13	0.49
1:D:302:ASN:HB3	1:D:341:VAL:HB	1.95	0.49
1:A:93:GLU:H	1:A:93:GLU:CD	2.15	0.49
1:B:45:LYS:HB2	1:B:86:PRO:HG3	1.95	0.49
1:G:407:LYS:HB3	1:H:210:ASN:HD22	1.76	0.49
1:F:376:VAL:HG13	5:H:2007:HOH:O	2.12	0.49
1:E:429:LYS:N	1:E:429:LYS:HE2	2.27	0.49
1:A:302:ASN:HB3	1:A:341:VAL:HB	1.93	0.49
1:F:440:LEU:O	1:F:443:ASP:HB2	2.12	0.48
1:D:129:HIS:O	1:D:130:LEU:HB2	2.13	0.48

Continued on next page...

Continued from previous page...

Atom-1	Atom-2	Interatomic distance (Å)	Clash overlap (Å)
1:E:210:ASN:OD1	1:E:214:LEU:HG	2.12	0.48
1:F:209:GLN:OE1	1:F:439:ARG:HD2	2.12	0.48
1:D:85:GLU:CB	1:D:86:PRO:HD3	2.43	0.48
1:A:101:PHE:O	1:A:104:ARG:HB2	2.13	0.48
1:A:136:ARG:HB2	1:A:165:ASN:HD22	1.79	0.48
1:B:209:GLN:OE1	1:B:439:ARG:HD2	2.13	0.48
1:A:262:ASN:N	1:A:262:ASN:ND2	2.59	0.48
1:B:137:LEU:HD21	1:B:168:ILE:CD1	2.43	0.48
1:G:210:ASN:OD1	1:G:214:LEU:HG	2.13	0.48
1:C:70:TYR:HD2	1:C:121:LEU:HD13	1.77	0.48
1:B:248:GLY:H	1:B:327:THR:HB	1.77	0.48
1:H:267:MET:O	1:H:271:VAL:HG23	2.13	0.48
1:F:466:THR:OG1	1:F:467:PRO:HD3	2.13	0.48
1:D:248:GLY:H	1:D:327:THR:HB	1.78	0.48
1:F:202:TYR:HA	1:F:205:LYS:HG3	1.94	0.48
1:A:143:PRO:HA	1:A:144:PRO:HD3	1.81	0.48
1:E:302:ASN:HB3	1:E:341:VAL:HB	1.96	0.48
1:F:67:ILE:HD12	1:F:67:ILE:N	2.28	0.48
1:G:504:GLU:HG3	1:G:506:THR:OG1	2.13	0.48
1:H:175:ARG:HG2	1:H:176:ASP:N	2.28	0.48
1:C:407:LYS:HB3	1:D:210:ASN:ND2	2.29	0.48
1:H:407:LYS:HE2	1:H:412:PHE:O	2.14	0.48
1:G:176:ASP:HB2	1:G:179:SER:HB3	1.96	0.48
1:A:267:MET:O	1:A:271:VAL:HG23	2.13	0.48
1:G:199:ILE:CG2	1:G:200:ASP:N	2.77	0.48
1:E:237:PHE:O	1:E:358:CYS:HA	2.14	0.48
1:A:262:ASN:H	1:A:262:ASN:ND2	1.98	0.48
1:A:136:ARG:CD	1:A:160:SER:HB2	2.44	0.48
1:E:253:PHE:O	1:E:257:ARG:HD2	2.14	0.48
1:D:253:PHE:N	1:D:253:PHE:CD1	2.81	0.48
1:E:146:VAL:HG12	1:E:150:VAL:CG2	2.40	0.48
1:C:343:TYR:CE1	1:C:353:PRO:HA	2.49	0.48
1:A:407:LYS:HB3	1:B:210:ASN:ND2	2.29	0.48
1:F:302:ASN:HB3	1:F:341:VAL:HB	1.96	0.48
1:E:177:LEU:CB	1:E:466:THR:HG21	2.44	0.47
1:D:227:ARG:HG2	1:D:348:ARG:O	2.14	0.47
1:H:88:PHE:N	1:H:88:PHE:CD1	2.81	0.47
1:B:370:ARG:CZ	2:B:800:NAP:H51A	2.44	0.47
1:E:177:LEU:HD12	1:E:462:TRP:HB2	1.96	0.47
1:H:143:PRO:HA	1:H:144:PRO:HD3	1.75	0.47
1:C:407:LYS:HE2	1:C:412:PHE:O	2.14	0.47

Continued on next page...

Continued from previous page...

Atom-1	Atom-2	Interatomic distance (Å)	Clash overlap (Å)
1:E:393:ARG:HD2	1:E:396:PRO:O	2.14	0.47
1:C:47:LYS:C	1:C:50:PRO:HD2	2.34	0.47
1:D:343:TYR:CE1	1:D:353:PRO:HA	2.50	0.47
1:B:393:ARG:HD2	1:B:396:PRO:O	2.13	0.47
1:B:87:PHE:H	1:B:88:PHE:HD1	1.63	0.47
1:G:136:ARG:HB2	1:G:165:ASN:ND2	2.29	0.47
1:F:210:ASN:OD1	1:F:214:LEU:HG	2.15	0.47
1:B:460:GLU:O	1:B:464:ILE:HG13	2.15	0.47
1:G:35:ILE:N	1:G:35:ILE:HD12	2.28	0.47
1:G:270:LEU:HA	1:G:273:MET:HE3	1.97	0.47
1:A:307:GLN:O	1:A:481:PRO:HA	2.14	0.47
1:E:136:ARG:HD2	1:E:160:SER:HB2	1.96	0.47
1:G:343:TYR:HE1	1:G:353:PRO:CA	2.28	0.47
1:E:343:TYR:HE1	1:E:353:PRO:HA	1.77	0.47
1:H:466:THR:OG1	1:H:467:PRO:HD3	2.14	0.47
1:C:343:TYR:HE1	1:C:353:PRO:HB3	1.80	0.47
1:A:201:HIS:HA	1:A:440:LEU:HD11	1.95	0.47
1:G:269:CYS:HB3	1:G:288:LYS:HG2	1.97	0.47
1:F:53:TRP:C	1:F:53:TRP:CD1	2.88	0.47
1:C:371:LEU:O	1:C:389:GLU:HA	2.14	0.47
1:E:71:ALA:HB3	1:E:107:TYR:OH	2.14	0.47
1:A:45:LYS:HG3	1:A:46:LYS:HG3	1.97	0.47
1:A:81:ARG:HD2	1:A:81:ARG:N	2.29	0.47
1:G:497:LYS:HA	1:G:501:PHE:O	2.15	0.47
1:E:343:TYR:HE1	1:E:353:PRO:CB	2.28	0.47
1:G:302:ASN:HB3	1:G:341:VAL:HB	1.96	0.47
1:C:227:ARG:HG2	1:C:348:ARG:O	2.15	0.47
1:D:226:ASN:HD22	1:D:228:ASP:H	1.62	0.47
1:G:72:ARG:CG	1:G:73:SER:H	2.28	0.47
1:E:53:TRP:C	1:E:53:TRP:CD1	2.88	0.47
1:D:262:ASN:HD22	1:D:263:HIS:H	1.61	0.47
1:C:88:PHE:CD1	1:C:88:PHE:N	2.83	0.47
1:B:210:ASN:OD1	1:B:214:LEU:HG	2.15	0.46
1:F:270:LEU:HA	1:F:273:MET:HE3	1.96	0.46
1:E:174:GLY:HA3	1:E:180:SER:OG	2.16	0.46
1:E:177:LEU:H	1:E:466:THR:HG21	1.79	0.46
1:F:104:ARG:CG	1:F:104:ARG:HH11	2.27	0.46
1:C:213:VAL:HG21	1:D:407:LYS:HB2	1.97	0.46
1:D:262:ASN:ND2	1:D:263:HIS:H	2.14	0.46
1:C:370:ARG:CZ	2:C:800:NAP:H51A	2.46	0.46
1:G:393:ARG:NH1	1:G:397:ASN:O	2.49	0.46

Continued on next page...

Continued from previous page...

Atom-1	Atom-2	Interatomic distance (Å)	Clash overlap (Å)
1:F:262:ASN:N	1:F:262:ASN:ND2	2.60	0.46
1:D:370:ARG:NH2	2:D:800:NAP:O2N	2.47	0.46
1:F:87:PHE:C	1:F:87:PHE:CD1	2.89	0.46
1:G:227:ARG:HG2	1:G:348:ARG:O	2.16	0.46
1:G:47:LYS:C	1:G:50:PRO:HD2	2.36	0.46
1:E:201:HIS:HA	1:E:440:LEU:HD11	1.97	0.46
1:B:243:THR:O	1:B:243:THR:HG23	2.16	0.46
1:G:343:TYR:HE1	1:G:353:PRO:CB	2.28	0.46
1:F:129:HIS:O	1:F:130:LEU:HB2	2.16	0.46
1:H:231:ALA:O	1:H:232:CYS:HB3	2.16	0.46
1:H:270:LEU:HA	1:H:273:MET:HE2	1.96	0.46
1:B:393:ARG:NH1	1:B:397:ASN:O	2.48	0.46
1:B:129:HIS:O	1:B:130:LEU:HB2	2.15	0.46
1:E:124:HIS:O	1:E:128:LEU:HD13	2.15	0.46
1:E:259:VAL:O	1:E:262:ASN:ND2	2.49	0.45
1:G:227:ARG:NH1	1:G:350:ASP:O	2.48	0.45
1:G:194:ASP:HA	1:G:449:GLN:OE1	2.15	0.45
1:D:440:LEU:O	1:D:443:ASP:HB2	2.16	0.45
1:C:375:ASP:O	1:D:219:ARG:NH1	2.49	0.45
1:F:311:ASN:HA	1:F:312:PRO:HD2	1.78	0.45
1:B:227:ARG:NH1	1:B:350:ASP:O	2.49	0.45
1:E:233:VAL:HG22	1:E:371:LEU:HD22	1.98	0.45
1:C:269:CYS:HB3	1:C:288:LYS:HG2	1.98	0.45
1:F:248:GLY:H	1:F:327:THR:HB	1.81	0.45
1:H:496:MET:O	1:H:499:VAL:HG12	2.15	0.45
1:D:12:VAL:C	1:D:14:GLY:N	2.70	0.45
1:G:307:GLN:O	1:G:481:PRO:HA	2.17	0.45
1:H:243:THR:O	1:H:245:GLY:N	2.48	0.45
1:G:201:HIS:HA	1:G:440:LEU:HD11	1.97	0.45
1:B:180:SER:HB3	1:B:462:TRP:CZ2	2.51	0.45
1:C:210:ASN:OD1	1:C:214:LEU:HG	2.16	0.45
1:E:150:VAL:O	1:E:154:ILE:HG13	2.17	0.45
1:D:270:LEU:HD23	1:D:273:MET:CE	2.47	0.45
1:C:346:ASN:ND2	5:C:2001:HOH:O	2.50	0.45
1:H:201:HIS:HA	1:H:440:LEU:HD11	1.97	0.45
1:D:197:TYR:HB3	1:D:452:PHE:CD2	2.51	0.45
1:D:240:PRO:CD	1:D:365:ARG:HB2	2.42	0.45
1:D:202:TYR:HA	1:D:205:LYS:HG3	1.99	0.45
1:F:262:ASN:ND2	1:F:263:HIS:H	2.14	0.45
1:H:136:ARG:HD2	1:H:160:SER:HB2	1.98	0.45
1:B:440:LEU:O	1:B:443:ASP:HB2	2.17	0.45

Continued on next page...

Continued from previous page...

Atom-1	Atom-2	Interatomic distance (Å)	Clash overlap (Å)
1:F:270:LEU:HA	1:F:273:MET:CE	2.46	0.45
1:D:504:GLU:C	1:D:506:THR:H	2.20	0.45
1:C:393:ARG:NH1	1:C:397:ASN:O	2.49	0.45
1:H:78:ALA:C	1:H:80:ILE:H	2.20	0.45
1:B:35:ILE:HD12	1:B:35:ILE:H	1.81	0.45
1:B:285:ARG:O	1:B:289:VAL:HG12	2.16	0.45
1:A:111:GLN:NE2	1:A:111:GLN:HA	2.32	0.45
1:G:177:LEU:HB2	1:G:466:THR:CG2	2.45	0.45
1:A:343:TYR:HE1	1:A:353:PRO:CB	2.30	0.45
1:F:45:LYS:HG3	1:F:46:LYS:HG3	1.98	0.44
1:C:146:VAL:HG12	1:C:150:VAL:CG2	2.43	0.44
1:F:262:ASN:N	1:F:262:ASN:HD22	2.13	0.44
1:H:473:GLU:O	1:H:473:GLU:HG3	2.17	0.44
1:B:262:ASN:ND2	1:B:262:ASN:N	2.60	0.44
1:H:176:ASP:HB2	1:H:179:SER:OG	2.17	0.44
1:C:262:ASN:N	1:C:262:ASN:HD22	2.08	0.44
1:H:135:ASN:ND2	1:H:164:TRP:H	2.15	0.44
1:C:31:THR:HA	1:C:64:ASN:HB2	1.99	0.44
1:A:209:GLN:HE22	1:A:439:ARG:HD3	1.81	0.44
1:B:452:PHE:N	1:B:452:PHE:CD1	2.85	0.44
1:E:83:GLN:H	1:E:86:PRO:HD2	1.82	0.44
1:C:70:TYR:CD2	1:C:121:LEU:HD22	2.53	0.44
1:D:104:ARG:HG3	1:D:104:ARG:HH11	1.82	0.44
1:D:460:GLU:O	1:D:464:ILE:HG13	2.18	0.44
1:D:235:LEU:HD12	1:D:356:LEU:HD22	1.99	0.44
1:B:166:ARG:NH1	1:B:444:VAL:O	2.51	0.44
1:A:53:TRP:C	1:A:53:TRP:CD1	2.90	0.44
1:D:285:ARG:O	1:D:289:VAL:HG12	2.17	0.44
1:F:170:GLU:C	1:F:172:PRO:HD3	2.37	0.44
1:G:219:ARG:NH1	1:H:375:ASP:O	2.51	0.44
1:E:227:ARG:NH1	1:E:350:ASP:O	2.51	0.44
1:H:172:PRO:HB3	1:H:198:ARG:HD3	1.99	0.44
1:C:238:LYS:O	1:C:365:ARG:HA	2.18	0.44
1:D:227:ARG:NH1	1:D:350:ASP:O	2.51	0.44
1:F:88:PHE:CD1	1:F:88:PHE:N	2.86	0.44
1:C:411:MET:CE	1:D:439:ARG:HG3	2.48	0.44
1:C:393:ARG:HD2	1:C:396:PRO:O	2.16	0.44
1:C:53:TRP:C	1:C:53:TRP:CD1	2.90	0.44
1:H:202:TYR:HA	1:H:205:LYS:HG3	2.00	0.44
1:E:45:LYS:HG3	1:E:46:LYS:HG3	1.99	0.44
1:C:35:ILE:HD12	1:C:35:ILE:N	2.33	0.44

Continued on next page...

Continued from previous page...

Atom-1	Atom-2	Interatomic distance (Å)	Clash overlap (Å)
1:D:452:PHE:CD1	1:D:452:PHE:N	2.84	0.44
1:H:161:GLN:NE2	1:H:161:GLN:HA	2.33	0.44
1:G:262:ASN:ND2	1:G:262:ASN:N	2.58	0.43
1:G:72:ARG:CG	1:G:73:SER:N	2.81	0.43
1:G:393:ARG:HD2	1:G:396:PRO:O	2.17	0.43
1:B:233:VAL:HG22	1:B:371:LEU:HD22	2.00	0.43
1:E:70:TYR:HD2	1:E:121:LEU:HD13	1.83	0.43
1:B:193:GLU:HG3	5:B:2009:HOH:O	2.19	0.43
1:G:202:TYR:HA	1:G:205:LYS:HG3	1.99	0.43
1:F:411:MET:HE2	1:F:411:MET:HB3	1.94	0.43
1:A:243:THR:O	1:A:243:THR:HG23	2.18	0.43
1:B:117:SER:HA	1:B:120:ARG:NH1	2.33	0.43
1:E:177:LEU:H	1:E:466:THR:CG2	2.31	0.43
1:H:87:PHE:C	1:H:87:PHE:CD1	2.91	0.43
1:E:70:TYR:C	1:E:70:TYR:CD1	2.91	0.43
1:C:209:GLN:HE22	1:C:439:ARG:HD3	1.83	0.43
1:H:139:TYR:HA	1:H:168:ILE:HB	1.99	0.43
1:B:53:TRP:CD1	1:B:53:TRP:C	2.91	0.43
1:D:33:ILE:HG21	1:D:125:MET:HE3	1.99	0.43
1:F:343:TYR:HE1	1:F:353:PRO:HB3	1.84	0.43
1:D:88:PHE:H	1:D:88:PHE:HD1	1.63	0.43
1:D:237:PHE:HB2	1:D:264:LEU:HD11	2.00	0.43
1:C:262:ASN:ND2	1:C:262:ASN:H	2.14	0.43
1:H:226:ASN:HD22	1:H:228:ASP:H	1.66	0.43
1:C:47:LYS:O	1:C:50:PRO:HD2	2.17	0.43
1:D:55:LEU:HB3	1:D:61:LEU:HG	2.00	0.43
1:E:262:ASN:N	1:E:262:ASN:ND2	2.61	0.43
1:C:173:PHE:CE2	1:C:262:ASN:HB3	2.53	0.43
1:G:343:TYR:HE1	1:G:353:PRO:HA	1.82	0.43
1:G:136:ARG:HD2	1:G:160:SER:HB2	1.99	0.43
1:G:440:LEU:O	1:G:444:VAL:HG23	2.19	0.43
1:C:209:GLN:OE1	1:C:439:ARG:HD2	2.19	0.43
1:F:237:PHE:O	1:F:358:CYS:HA	2.19	0.43
1:H:53:TRP:C	1:H:53:TRP:CD1	2.92	0.43
1:H:270:LEU:HD23	1:H:273:MET:CE	2.49	0.43
1:A:393:ARG:NH1	1:A:397:ASN:O	2.51	0.43
1:G:175:ARG:CG	1:G:253:PHE:CE1	3.02	0.43
1:E:30:ASP:O	1:E:64:ASN:HB2	2.18	0.43
1:H:174:GLY:HA3	1:H:180:SER:OG	2.18	0.43
1:E:142:LEU:HB2	1:E:143:PRO:HD2	2.00	0.43
1:E:209:GLN:OE1	1:E:439:ARG:HD2	2.18	0.43

Continued on next page...

Continued from previous page...

Atom-1	Atom-2	Interatomic distance (Å)	Clash overlap (Å)
1:A:460:GLU:O	1:A:464:ILE:HG13	2.18	0.43
1:E:310:GLY:HA3	1:E:319:THR:O	2.19	0.43
1:C:262:ASN:ND2	1:C:263:HIS:H	2.16	0.43
1:H:82:LYS:C	1:H:86:PRO:HD2	2.39	0.43
1:A:343:TYR:HE1	1:A:353:PRO:HA	1.83	0.43
1:F:393:ARG:NH1	1:F:397:ASN:O	2.51	0.43
1:H:269:CYS:HB3	1:H:288:LYS:HG2	2.00	0.43
1:A:202:TYR:HA	1:A:205:LYS:HG3	2.01	0.43
1:A:144:PRO:HA	1:A:147:TYR:CD2	2.53	0.43
1:B:117:SER:HA	1:B:120:ARG:CZ	2.49	0.43
1:C:219:ARG:NH1	1:D:376:VAL:HA	2.34	0.43
1:C:236:THR:O	1:C:367:ALA:HA	2.19	0.43
1:D:243:THR:HG22	1:D:308:TYR:OH	2.18	0.43
1:A:115:ALA:O	1:A:119:GLN:HB2	2.18	0.43
1:H:93:GLU:CD	1:H:93:GLU:H	2.22	0.43
1:E:136:ARG:CD	1:E:160:SER:HB2	2.49	0.42
1:G:270:LEU:HD23	1:G:273:MET:CE	2.48	0.42
1:C:124:HIS:O	1:C:127:ALA:HB3	2.19	0.42
1:E:144:PRO:HG2	1:E:172:PRO:HD2	2.00	0.42
1:F:93:GLU:CD	1:F:93:GLU:H	2.23	0.42
1:B:268:LEU:C	1:B:268:LEU:HD23	2.39	0.42
1:H:452:PHE:CD1	1:H:452:PHE:N	2.87	0.42
1:G:53:TRP:CD1	1:G:53:TRP:C	2.92	0.42
1:B:307:GLN:O	1:B:481:PRO:HA	2.19	0.42
1:D:137:LEU:HD21	1:D:168:ILE:CD1	2.46	0.42
1:D:75:LEU:HA	1:D:75:LEU:HD23	1.82	0.42
1:D:328:VAL:HA	1:D:329:PRO:HD3	1.91	0.42
1:F:168:ILE:HD11	1:F:444:VAL:HG21	2.01	0.42
2:H:800:NAP:O2X	2:H:800:NAP:H3B	2.20	0.42
1:E:176:ASP:O	1:E:178:GLN:N	2.53	0.42
1:E:210:ASN:ND2	1:F:407:LYS:HB3	2.34	0.42
1:C:235:LEU:CD2	1:C:369:VAL:HG13	2.50	0.42
1:C:452:PHE:N	1:C:452:PHE:CD1	2.87	0.42
1:C:273:MET:HA	1:C:291:VAL:CG2	2.49	0.42
1:G:172:PRO:HB3	1:G:198:ARG:HD3	2.00	0.42
1:A:88:PHE:HD1	1:A:88:PHE:H	1.65	0.42
1:A:70:TYR:CD1	1:A:71:ALA:N	2.87	0.42
1:G:262:ASN:ND2	1:G:263:HIS:H	2.18	0.42
1:G:177:LEU:HD13	1:G:462:TRP:CB	2.47	0.42
1:H:82:LYS:O	1:H:86:PRO:HD2	2.19	0.42
1:F:162:ILE:HA	1:F:162:ILE:HD13	1.88	0.42

Continued on next page...

Continued from previous page...

Atom-1	Atom-2	Interatomic distance (Å)	Clash overlap (Å)
1:F:122:ASN:ND2	1:F:157:SER:O	2.53	0.42
1:H:151:THR:HG23	1:H:191:PHE:CE1	2.54	0.42
1:F:177:LEU:HD13	1:F:462:TRP:CG	2.55	0.42
1:H:101:PHE:O	1:H:104:ARG:HB2	2.20	0.42
1:H:75:LEU:HB2	1:H:107:TYR:CE2	2.54	0.42
1:B:198:ARG:HD3	1:B:458:LEU:HD11	2.00	0.42
1:C:125:MET:O	1:C:131:GLY:HA3	2.20	0.42
1:C:93:GLU:H	1:C:93:GLU:CD	2.23	0.42
1:H:162:ILE:HA	1:H:162:ILE:HD13	1.86	0.42
1:E:82:LYS:HD2	1:E:82:LYS:HA	1.73	0.42
1:H:35:ILE:N	1:H:35:ILE:HD12	2.35	0.42
1:A:81:ARG:HA	1:A:81:ARG:NE	2.35	0.42
1:F:70:TYR:HD2	1:F:121:LEU:HD13	1.85	0.42
1:B:67:ILE:HD12	1:B:67:ILE:N	2.35	0.42
1:A:86:PRO:O	1:A:87:PHE:HB3	2.20	0.42
1:H:243:THR:OG1	1:H:247:GLY:HA2	2.20	0.42
1:D:243:THR:O	1:D:243:THR:HG23	2.20	0.42
1:A:70:TYR:CD1	1:A:70:TYR:C	2.93	0.42
1:H:122:ASN:ND2	1:H:157:SER:O	2.53	0.42
1:A:375:ASP:O	1:B:219:ARG:NH1	2.53	0.42
1:F:144:PRO:O	1:F:147:TYR:HB2	2.20	0.42
1:G:429:LYS:HE2	1:G:429:LYS:N	2.35	0.42
1:A:459:LEU:HA	1:A:459:LEU:HD12	1.76	0.42
1:G:311:ASN:HA	1:G:312:PRO:HD2	1.88	0.42
1:C:473:GLU:O	1:C:476:LYS:HE3	2.20	0.42
1:D:45:LYS:HG3	1:D:46:LYS:HG3	2.01	0.42
1:E:178:GLN:HB3	1:E:179:SER:H	1.76	0.42
1:D:70:TYR:CD1	1:D:70:TYR:C	2.93	0.42
1:C:202:TYR:HA	1:C:205:LYS:HG3	2.01	0.42
1:E:226:ASN:HD21	1:E:228:ASP:HB2	1.85	0.42
1:A:219:ARG:NH1	1:B:375:ASP:O	2.52	0.42
1:B:115:ALA:O	1:B:119:GLN:HB2	2.20	0.42
1:A:72:ARG:HA	1:A:110:GLY:O	2.20	0.42
1:F:45:LYS:HB2	1:F:86:PRO:HG3	2.01	0.41
1:H:342:LEU:O	1:H:343:TYR:CD1	2.71	0.41
1:D:267:MET:O	1:D:271:VAL:HG23	2.19	0.41
1:E:225:TRP:O	1:E:348:ARG:NH1	2.51	0.41
1:D:53:TRP:CD1	1:D:53:TRP:C	2.93	0.41
1:C:162:ILE:HA	1:C:162:ILE:HD13	1.88	0.41
1:D:429:LYS:N	1:D:429:LYS:HE2	2.34	0.41
1:C:171:LYS:HE2	1:C:171:LYS:HB3	1.79	0.41

Continued on next page...

Continued from previous page...

Atom-1	Atom-2	Interatomic distance (Å)	Clash overlap (Å)
1:E:93:GLU:H	1:E:93:GLU:CD	2.23	0.41
1:C:177:LEU:HD13	1:C:462:TRP:HB3	2.02	0.41
1:G:328:VAL:HA	1:G:329:PRO:HD3	1.94	0.41
1:A:104:ARG:CG	1:A:104:ARG:HH11	2.32	0.41
1:D:270:LEU:HA	1:D:273:MET:HE3	2.01	0.41
1:F:201:HIS:HA	1:F:440:LEU:HD11	2.03	0.41
2:D:800:NAP:H4N	2:D:800:NAP:H71N	1.52	0.41
1:B:149:ALA:O	1:B:152:LYS:HB3	2.20	0.41
1:C:201:HIS:HA	1:C:440:LEU:HD11	2.01	0.41
1:D:287:GLU:O	1:D:291:VAL:HG23	2.20	0.41
1:B:240:PRO:HA	1:B:362:LEU:O	2.20	0.41
1:E:270:LEU:HD23	1:E:273:MET:CE	2.50	0.41
1:B:35:ILE:HG22	1:B:37:MET:SD	2.60	0.41
1:A:78:ALA:O	1:A:80:ILE:N	2.53	0.41
1:B:269:CYS:SG	1:B:292:LEU:HD21	2.60	0.41
1:C:61:LEU:HA	1:C:62:PRO:HD3	1.96	0.41
1:D:201:HIS:HA	1:D:440:LEU:HD11	2.01	0.41
1:C:87:PHE:C	1:C:87:PHE:CD1	2.94	0.41
1:E:162:ILE:HD13	1:E:162:ILE:HA	1.84	0.41
1:E:466:THR:OG1	1:E:467:PRO:HD3	2.20	0.41
1:C:227:ARG:HH22	4:C:1103:GOL:C2	2.23	0.41
1:A:35:ILE:HD12	1:A:35:ILE:N	2.33	0.41
1:B:87:PHE:CD1	1:B:87:PHE:C	2.94	0.41
1:E:311:ASN:HA	1:E:312:PRO:HD2	1.84	0.41
1:A:199:ILE:CG2	1:A:200:ASP:N	2.84	0.41
1:D:192:ARG:HG2	1:D:195:GLN:OE1	2.20	0.41
1:G:209:GLN:OE1	1:G:439:ARG:HD2	2.21	0.41
1:A:192:ARG:HG2	1:A:192:ARG:HH11	1.85	0.41
1:H:210:ASN:OD1	1:H:214:LEU:HG	2.20	0.41
1:B:273:MET:HA	1:B:291:VAL:CG2	2.51	0.41
1:G:176:ASP:HB2	1:G:179:SER:CB	2.50	0.41
1:G:172:PRO:CG	1:G:198:ARG:HB3	2.51	0.41
1:G:285:ARG:O	1:G:289:VAL:HG12	2.21	0.41
1:G:78:ALA:HB1	1:G:105:ASN:HB3	2.03	0.41
1:F:126:ASN:HA	1:F:131:GLY:HA3	2.02	0.41
1:G:142:LEU:CB	1:G:143:PRO:HD2	2.49	0.41
1:H:270:LEU:HD23	1:H:273:MET:HE3	2.01	0.41
1:E:104:ARG:HH11	1:E:104:ARG:CG	2.32	0.41
1:E:325:ASP:HB3	1:E:328:VAL:HG12	2.02	0.41
1:G:47:LYS:O	1:G:50:PRO:HD2	2.20	0.41
1:E:144:PRO:HA	1:E:147:TYR:CD2	2.55	0.41

Continued on next page...

Continued from previous page...

Atom-1	Atom-2	Interatomic distance (Å)	Clash overlap (Å)
1:F:144:PRO:HA	1:F:147:TYR:CD2	2.56	0.41
1:E:248:GLY:H	1:E:327:THR:HB	1.85	0.41
1:A:499:VAL:HG22	1:A:499:VAL:O	2.21	0.41
1:B:226:ASN:ND2	1:B:228:ASP:H	2.19	0.41
1:B:238:LYS:O	1:B:365:ARG:HA	2.21	0.41
1:E:264:LEU:HD12	1:E:267:MET:HE2	2.02	0.41
1:D:143:PRO:HA	1:D:144:PRO:HD3	1.84	0.41
1:H:151:THR:HG23	1:H:191:PHE:HE1	1.84	0.41
1:C:143:PRO:HA	1:C:144:PRO:HD3	1.78	0.41
1:H:142:LEU:HD13	1:H:146:VAL:HB	2.03	0.41
1:E:91:THR:HA	1:E:92:PRO:HD3	1.99	0.41
1:F:209:GLN:HE22	1:F:439:ARG:HD3	1.85	0.41
1:G:136:ARG:HB2	1:G:165:ASN:HD22	1.85	0.41
1:G:202:TYR:O	1:G:205:LYS:HG3	2.21	0.41
1:C:440:LEU:O	1:C:443:ASP:HB2	2.21	0.41
1:E:497:LYS:HA	1:E:501:PHE:O	2.21	0.41
1:G:375:ASP:O	1:H:219:ARG:NH1	2.54	0.41
1:A:371:LEU:O	1:A:389:GLU:HA	2.21	0.41
1:F:243:THR:HG23	1:F:243:THR:O	2.20	0.41
1:E:55:LEU:HA	1:E:55:LEU:HD12	1.91	0.41
1:D:238:LYS:O	1:D:365:ARG:HA	2.20	0.41
1:E:259:VAL:HA	1:E:262:ASN:HD21	1.86	0.41
1:B:325:ASP:HB3	1:B:328:VAL:HG12	2.02	0.41
1:B:198:ARG:CD	1:B:458:LEU:HD11	2.51	0.41
1:G:87:PHE:C	1:G:87:PHE:CD1	2.95	0.41
1:A:268:LEU:C	1:A:268:LEU:HD23	2.42	0.41
1:B:162:ILE:HD13	1:B:162:ILE:HA	1.94	0.41
1:D:125:MET:O	1:D:131:GLY:HA3	2.20	0.40
1:G:355:ILE:HD13	1:G:496:MET:HG2	2.03	0.40
1:E:243:THR:OG1	1:E:247:GLY:HA2	2.21	0.40
1:G:259:VAL:O	1:G:262:ASN:ND2	2.54	0.40
1:H:87:PHE:H	1:H:88:PHE:HD1	1.69	0.40
1:F:104:ARG:NH1	1:F:104:ARG:CG	2.84	0.40
1:A:177:LEU:HD22	1:A:466:THR:HG21	2.03	0.40
1:F:508:LYS:HE2	1:F:508:LYS:H	1.87	0.40
1:H:421:ASP:OD1	2:H:800:NAP:N7N	2.54	0.40
1:G:55:LEU:HB3	1:G:61:LEU:HG	2.03	0.40
1:A:125:MET:O	1:A:131:GLY:HA3	2.22	0.40
1:A:497:LYS:HA	1:A:501:PHE:O	2.21	0.40
1:G:343:TYR:CD1	1:G:353:PRO:HA	2.56	0.40
1:D:12:VAL:O	1:D:14:GLY:N	2.54	0.40

Continued on next page...

Continued from previous page...

Atom-1	Atom-2	Interatomic distance (Å)	Clash overlap (Å)
1:H:177:LEU:HG	1:H:178:GLN:N	2.35	0.40
1:E:427:ARG:NH2	1:F:508:LYS:O	2.55	0.40
1:B:202:TYR:HA	1:B:205:LYS:HG3	2.03	0.40
1:B:227:ARG:HG2	1:B:348:ARG:O	2.21	0.40
1:B:342:LEU:O	1:B:343:TYR:CD1	2.74	0.40
1:G:210:ASN:ND2	1:H:407:LYS:HB3	2.35	0.40
1:C:211:LEU:HD23	1:C:392:ILE:HD13	2.03	0.40
1:F:205:LYS:HZ1	3:F:900:GOA:C2	2.27	0.40
1:B:82:LYS:HZ1	1:B:86:PRO:HD3	1.87	0.40
1:A:343:TYR:HE1	1:A:353:PRO:CA	2.35	0.40
1:G:341:VAL:HG11	1:G:499:VAL:HG21	2.04	0.40
1:A:474:LEU:HD11	1:E:463:ARG:HG2	2.04	0.40
1:F:268:LEU:HD23	1:F:268:LEU:C	2.42	0.40

There are no symmetry-related clashes.

5.3 Torsion angles [i](#)

5.3.1 Protein backbone [i](#)

In the following table, the Percentiles column shows the percent Ramachandran outliers of the chain as a percentile score with respect to all X-ray entries followed by that with respect to entries of similar resolution.

The Analysed column shows the number of residues for which the backbone conformation was analysed, and the total number of residues.

Mol	Chain	Analysed	Favoured	Allowed	Outliers	Percentiles	
1	A	484/514 (94%)	420 (87%)	50 (10%)	14 (3%)	6	29
1	B	485/514 (94%)	430 (89%)	45 (9%)	10 (2%)	9	40
1	C	485/514 (94%)	431 (89%)	42 (9%)	12 (2%)	7	34
1	D	486/514 (95%)	435 (90%)	39 (8%)	12 (2%)	7	34
1	E	483/514 (94%)	424 (88%)	46 (10%)	13 (3%)	6	32
1	F	487/514 (95%)	424 (87%)	52 (11%)	11 (2%)	8	36
1	G	485/514 (94%)	430 (89%)	45 (9%)	10 (2%)	9	40
1	H	485/514 (94%)	430 (89%)	48 (10%)	7 (1%)	14	51
All	All	3880/4112 (94%)	3424 (88%)	367 (10%)	89 (2%)	8	36

All (89) Ramachandran outliers are listed below:

Mol	Chain	Res	Type
1	A	87	PHE
1	A	244	GLU
1	A	383	GLN
1	B	87	PHE
1	B	244	GLU
1	B	383	GLN
1	C	77	VAL
1	C	79	ASP
1	C	83	GLN
1	C	87	PHE
1	C	244	GLU
1	D	77	VAL
1	D	87	PHE
1	D	244	GLU
1	E	76	THR
1	E	79	ASP
1	E	87	PHE
1	E	178	GLN
1	E	244	GLU
1	F	77	VAL
1	F	80	ILE
1	F	87	PHE
1	F	178	GLN
1	F	244	GLU
1	G	83	GLN
1	G	87	PHE
1	G	244	GLU
1	H	87	PHE
1	H	244	GLU
1	A	78	ALA
1	A	79	ASP
1	B	29	SER
1	B	80	ILE
1	B	201	HIS
1	B	330	ARG
1	C	14	GLY
1	C	201	HIS
1	C	383	GLN
1	D	12	VAL
1	E	83	GLN
1	E	177	LEU
1	E	383	GLN

Continued on next page...

Continued from previous page...

Mol	Chain	Res	Type
1	F	201	HIS
1	F	383	GLN
1	G	74	ARG
1	G	76	THR
1	G	193	GLU
1	G	383	GLN
1	H	77	VAL
1	H	170	GLU
1	H	383	GLN
1	A	75	LEU
1	A	83	GLN
1	B	347	GLU
1	D	330	ARG
1	D	383	GLN
1	G	78	ALA
1	G	201	HIS
1	A	113	ASP
1	D	80	ILE
1	E	180	SER
1	E	201	HIS
1	F	29	SER
1	H	79	ASP
1	A	80	ILE
1	A	129	HIS
1	B	74	ARG
1	C	13	CYS
1	C	129	HIS
1	C	330	ARG
1	D	13	CYS
1	E	129	HIS
1	F	10	THR
1	F	78	ALA
1	G	80	ILE
1	H	80	ILE
1	A	95	LYS
1	A	330	ARG
1	D	30	ASP
1	D	129	HIS
1	E	80	ILE
1	A	92	PRO
1	D	505	GLY
1	F	12	VAL

Continued on next page...

Continued from previous page...

Mol	Chain	Res	Type
1	A	172	PRO
1	B	77	VAL
1	E	77	VAL
1	C	222	GLY
1	D	223	PRO

5.3.2 Protein sidechains ⓘ

In the following table, the Percentiles column shows the percent sidechain outliers of the chain as a percentile score with respect to all X-ray entries followed by that with respect to entries of similar resolution.

The Analysed column shows the number of residues for which the sidechain conformation was analysed, and the total number of residues.

Mol	Chain	Analysed	Rotameric	Outliers	Percentiles	
1	A	410/449 (91%)	379 (92%)	31 (8%)	16	51
1	B	409/449 (91%)	378 (92%)	31 (8%)	16	51
1	C	410/449 (91%)	383 (93%)	27 (7%)	21	57
1	D	410/449 (91%)	381 (93%)	29 (7%)	18	54
1	E	410/449 (91%)	372 (91%)	38 (9%)	11	39
1	F	410/449 (91%)	380 (93%)	30 (7%)	17	52
1	G	409/449 (91%)	379 (93%)	30 (7%)	17	52
1	H	411/449 (92%)	383 (93%)	28 (7%)	20	56
All	All	3279/3592 (91%)	3035 (93%)	244 (7%)	17	52

All (244) residues with a non-rotameric sidechain are listed below:

Mol	Chain	Res	Type
1	A	27	HIS
1	A	29	SER
1	A	42	ASP
1	A	53	TRP
1	A	55	LEU
1	A	70	TYR
1	A	81	ARG
1	A	91	THR
1	A	104	ARG
1	A	145	THR

Continued on next page...

Continued from previous page...

Mol	Chain	Res	Type
1	A	159	MET
1	A	180	SER
1	A	182	ARG
1	A	183	LEU
1	A	207	MET
1	A	225	TRP
1	A	227	ARG
1	A	246	ARG
1	A	262	ASN
1	A	279	THR
1	A	327	THR
1	A	345	GLU
1	A	357	ARG
1	A	383	GLN
1	A	400	VAL
1	A	404	MET
1	A	419	GLU
1	A	429	LYS
1	A	443	ASP
1	A	483	ILE
1	A	495	LEU
1	B	42	ASP
1	B	53	TRP
1	B	55	LEU
1	B	81	ARG
1	B	91	THR
1	B	104	ARG
1	B	145	THR
1	B	157	SER
1	B	159	MET
1	B	175	ARG
1	B	181	ASP
1	B	207	MET
1	B	225	TRP
1	B	227	ARG
1	B	246	ARG
1	B	262	ASN
1	B	279	THR
1	B	327	THR
1	B	345	GLU
1	B	357	ARG
1	B	383	GLN

Continued on next page...

Continued from previous page...

Mol	Chain	Res	Type
1	B	400	VAL
1	B	404	MET
1	B	419	GLU
1	B	429	LYS
1	B	442	LEU
1	B	443	ASP
1	B	452	PHE
1	B	483	ILE
1	B	495	LEU
1	B	508	LYS
1	C	42	ASP
1	C	53	TRP
1	C	55	LEU
1	C	70	TYR
1	C	91	THR
1	C	104	ARG
1	C	145	THR
1	C	159	MET
1	C	207	MET
1	C	225	TRP
1	C	227	ARG
1	C	246	ARG
1	C	262	ASN
1	C	279	THR
1	C	327	THR
1	C	345	GLU
1	C	357	ARG
1	C	383	GLN
1	C	400	VAL
1	C	404	MET
1	C	419	GLU
1	C	429	LYS
1	C	442	LEU
1	C	443	ASP
1	C	483	ILE
1	C	495	LEU
1	C	508	LYS
1	D	42	ASP
1	D	53	TRP
1	D	55	LEU
1	D	91	THR
1	D	104	ARG

Continued on next page...

Continued from previous page...

Mol	Chain	Res	Type
1	D	145	THR
1	D	159	MET
1	D	176	ASP
1	D	183	LEU
1	D	207	MET
1	D	225	TRP
1	D	227	ARG
1	D	246	ARG
1	D	262	ASN
1	D	279	THR
1	D	296	SER
1	D	327	THR
1	D	345	GLU
1	D	357	ARG
1	D	383	GLN
1	D	400	VAL
1	D	404	MET
1	D	419	GLU
1	D	429	LYS
1	D	442	LEU
1	D	470	HIS
1	D	483	ILE
1	D	495	LEU
1	D	508	LYS
1	E	13	CYS
1	E	42	ASP
1	E	53	TRP
1	E	55	LEU
1	E	60	LEU
1	E	73	SER
1	E	81	ARG
1	E	91	THR
1	E	104	ARG
1	E	145	THR
1	E	159	MET
1	E	169	VAL
1	E	175	ARG
1	E	176	ASP
1	E	178	GLN
1	E	181	ASP
1	E	182	ARG
1	E	183	LEU

Continued on next page...

Continued from previous page...

Mol	Chain	Res	Type
1	E	207	MET
1	E	225	TRP
1	E	227	ARG
1	E	246	ARG
1	E	262	ASN
1	E	279	THR
1	E	296	SER
1	E	327	THR
1	E	345	GLU
1	E	357	ARG
1	E	383	GLN
1	E	400	VAL
1	E	404	MET
1	E	419	GLU
1	E	429	LYS
1	E	443	ASP
1	E	483	ILE
1	E	495	LEU
1	E	504	GLU
1	E	508	LYS
1	F	29	SER
1	F	42	ASP
1	F	53	TRP
1	F	55	LEU
1	F	91	THR
1	F	104	ARG
1	F	139	TYR
1	F	145	THR
1	F	159	MET
1	F	176	ASP
1	F	181	ASP
1	F	207	MET
1	F	225	TRP
1	F	246	ARG
1	F	262	ASN
1	F	327	THR
1	F	345	GLU
1	F	357	ARG
1	F	383	GLN
1	F	400	VAL
1	F	404	MET
1	F	419	GLU

Continued on next page...

Continued from previous page...

Mol	Chain	Res	Type
1	F	429	LYS
1	F	442	LEU
1	F	443	ASP
1	F	446	CYS
1	F	470	HIS
1	F	473	GLU
1	F	495	LEU
1	F	508	LYS
1	G	42	ASP
1	G	53	TRP
1	G	55	LEU
1	G	73	SER
1	G	91	THR
1	G	104	ARG
1	G	139	TYR
1	G	145	THR
1	G	159	MET
1	G	171	LYS
1	G	178	GLN
1	G	180	SER
1	G	207	MET
1	G	225	TRP
1	G	227	ARG
1	G	246	ARG
1	G	262	ASN
1	G	279	THR
1	G	327	THR
1	G	345	GLU
1	G	357	ARG
1	G	383	GLN
1	G	400	VAL
1	G	404	MET
1	G	419	GLU
1	G	429	LYS
1	G	443	ASP
1	G	483	ILE
1	G	495	LEU
1	G	508	LYS
1	H	42	ASP
1	H	53	TRP
1	H	88	PHE
1	H	91	THR

Continued on next page...

Continued from previous page...

Mol	Chain	Res	Type
1	H	104	ARG
1	H	145	THR
1	H	159	MET
1	H	175	ARG
1	H	207	MET
1	H	225	TRP
1	H	227	ARG
1	H	246	ARG
1	H	262	ASN
1	H	296	SER
1	H	327	THR
1	H	345	GLU
1	H	357	ARG
1	H	383	GLN
1	H	400	VAL
1	H	404	MET
1	H	419	GLU
1	H	429	LYS
1	H	442	LEU
1	H	443	ASP
1	H	483	ILE
1	H	495	LEU
1	H	504	GLU
1	H	508	LYS

Some sidechains can be flipped to improve hydrogen bonding and reduce clashes. All (71) such sidechains are listed below:

Mol	Chain	Res	Type
1	A	32	HIS
1	A	83	GLN
1	A	111	GLN
1	A	124	HIS
1	A	135	ASN
1	A	161	GLN
1	A	226	ASN
1	A	262	ASN
1	A	307	GLN
1	A	470	HIS
1	B	32	HIS
1	B	83	GLN
1	B	111	GLN
1	B	135	ASN

Continued on next page...

Continued from previous page...

Mol	Chain	Res	Type
1	B	161	GLN
1	B	226	ASN
1	B	229	ASN
1	B	262	ASN
1	B	307	GLN
1	B	449	GLN
1	C	32	HIS
1	C	83	GLN
1	C	111	GLN
1	C	135	ASN
1	C	153	ASN
1	C	161	GLN
1	C	226	ASN
1	C	262	ASN
1	C	307	GLN
1	D	32	HIS
1	D	83	GLN
1	D	111	GLN
1	D	135	ASN
1	D	155	HIS
1	D	226	ASN
1	D	262	ASN
1	E	32	HIS
1	E	83	GLN
1	E	111	GLN
1	E	135	ASN
1	E	165	ASN
1	E	178	GLN
1	E	226	ASN
1	E	262	ASN
1	F	32	HIS
1	F	83	GLN
1	F	111	GLN
1	F	135	ASN
1	F	161	GLN
1	F	226	ASN
1	F	229	ASN
1	F	262	ASN
1	F	307	GLN
1	G	32	HIS
1	G	83	GLN
1	G	111	GLN

Continued on next page...

Continued from previous page...

Mol	Chain	Res	Type
1	G	135	ASN
1	G	161	GLN
1	G	185	ASN
1	G	226	ASN
1	G	262	ASN
1	G	307	GLN
1	G	451	HIS
1	H	32	HIS
1	H	83	GLN
1	H	111	GLN
1	H	135	ASN
1	H	161	GLN
1	H	226	ASN
1	H	262	ASN
1	H	451	HIS

5.3.3 RNA [i](#)

There are no RNA molecules in this entry.

5.4 Non-standard residues in protein, DNA, RNA chains [i](#)

There are no non-standard protein/DNA/RNA residues in this entry.

5.5 Carbohydrates [i](#)

There are no carbohydrates in this entry.

5.6 Ligand geometry [i](#)

21 ligands are modelled in this entry.

In the following table, the Counts columns list the number of bonds (or angles) for which Mogul statistics could be retrieved, the number of bonds (or angles) that are observed in the model and the number of bonds (or angles) that are defined in the chemical component dictionary. The Link column lists molecule types, if any, to which the group is linked. The Z score for a bond length (or angle) is the number of standard deviations the observed value is removed from the expected value. A bond length (or angle) with $|Z| > 2$ is considered an outlier worth inspection. RMSZ is the root-mean-square of all Z scores of the bond lengths (or angles).

Mol	Type	Chain	Res	Link	Bond lengths			Bond angles		
					Counts	RMSZ	# Z > 2	Counts	RMSZ	# Z > 2
2	NAP	A	800	-	42,52,52	0.87	0	54,80,80	1.79	10 (18%)
3	GOA	A	900	-	1,4,4	0.68	0	1,4,4	1.56	0
4	GOL	B	1101	-	5,5,5	0.46	0	5,5,5	0.26	0
4	GOL	B	1102	-	5,5,5	0.29	0	5,5,5	0.22	0
2	NAP	B	800	-	42,52,52	0.81	0	54,80,80	1.85	13 (24%)
3	GOA	B	900	-	1,4,4	0.61	0	1,4,4	1.74	0
4	GOL	C	1103	-	5,5,5	0.33	0	5,5,5	0.25	0
2	NAP	C	800	-	42,52,52	0.85	0	54,80,80	1.88	13 (24%)
3	GOA	C	900	-	1,4,4	0.59	0	1,4,4	1.84	0
2	NAP	D	800	-	42,52,52	0.93	0	54,80,80	1.70	13 (24%)
3	GOA	D	900	-	1,4,4	0.46	0	1,4,4	1.73	0
4	GOL	E	1105	-	5,5,5	0.24	0	5,5,5	0.48	0
2	NAP	E	800	-	42,52,52	0.88	0	54,80,80	1.73	11 (20%)
3	GOA	E	900	-	1,4,4	0.57	0	1,4,4	1.83	0
2	NAP	F	800	-	42,52,52	0.93	0	54,80,80	1.89	12 (22%)
3	GOA	F	900	-	1,4,4	0.57	0	1,4,4	1.83	0
4	GOL	G	1104	-	5,5,5	0.67	0	5,5,5	0.39	0
2	NAP	G	800	-	42,52,52	0.89	0	54,80,80	1.83	14 (25%)
3	GOA	G	900	-	1,4,4	0.64	0	1,4,4	1.67	0
2	NAP	H	800	-	42,52,52	0.86	0	54,80,80	1.81	11 (20%)
3	GOA	H	900	-	1,4,4	0.57	0	1,4,4	2.11	1 (100%)

In the following table, the Chirals column lists the number of chiral outliers, the number of chiral centers analysed, the number of these observed in the model and the number defined in the chemical component dictionary. Similar counts are reported in the Torsion and Rings columns. '-' means no outliers of that kind were identified.

Mol	Type	Chain	Res	Link	Chirals	Torsions	Rings
2	NAP	A	800	-	-	0/27/67/67	0/5/5/5
3	GOA	A	900	-	-	0/0/2/2	0/0/0/0
4	GOL	B	1101	-	-	0/4/4/4	0/0/0/0
4	GOL	B	1102	-	-	0/4/4/4	0/0/0/0
2	NAP	B	800	-	-	0/27/67/67	0/5/5/5
3	GOA	B	900	-	-	0/0/2/2	0/0/0/0
4	GOL	C	1103	-	-	0/4/4/4	0/0/0/0
2	NAP	C	800	-	-	0/27/67/67	0/5/5/5
3	GOA	C	900	-	-	0/0/2/2	0/0/0/0
2	NAP	D	800	-	-	0/27/67/67	0/5/5/5
3	GOA	D	900	-	-	0/0/2/2	0/0/0/0
4	GOL	E	1105	-	-	0/4/4/4	0/0/0/0
2	NAP	E	800	-	-	0/27/67/67	0/5/5/5

Continued on next page...

Continued from previous page...

Mol	Type	Chain	Res	Link	Chirals	Torsions	Rings
3	GOA	E	900	-	-	0/0/2/2	0/0/0/0
2	NAP	F	800	-	-	0/27/67/67	0/5/5/5
3	GOA	F	900	-	-	0/0/2/2	0/0/0/0
4	GOL	G	1104	-	-	0/4/4/4	0/0/0/0
2	NAP	G	800	-	-	0/27/67/67	0/5/5/5
3	GOA	G	900	-	-	0/0/2/2	0/0/0/0
2	NAP	H	800	-	-	0/27/67/67	0/5/5/5
3	GOA	H	900	-	-	0/0/2/2	0/0/0/0

There are no bond length outliers.

All (98) bond angle outliers are listed below:

Mol	Chain	Res	Type	Atoms	Z	Observed(°)	Ideal(°)
2	C	800	NAP	C4B-O4B-C1B	-5.51	103.66	109.72
2	F	800	NAP	C4B-O4B-C1B	-5.12	104.09	109.72
2	A	800	NAP	C4B-O4B-C1B	-5.08	104.14	109.72
2	E	800	NAP	O4B-C1B-C2B	-5.03	97.50	106.60
2	B	800	NAP	C4B-O4B-C1B	-5.03	104.19	109.72
2	G	800	NAP	C4B-O4B-C1B	-4.82	104.42	109.72
2	H	800	NAP	C4B-O4B-C1B	-4.71	104.55	109.72
2	G	800	NAP	O4B-C1B-C2B	-4.68	98.13	106.60
2	B	800	NAP	O4B-C1B-C2B	-4.66	98.17	106.60
2	H	800	NAP	O4B-C1B-C2B	-4.38	98.68	106.60
2	F	800	NAP	O4B-C1B-C2B	-4.26	98.90	106.60
2	A	800	NAP	O4B-C1B-C2B	-4.22	98.97	106.60
2	C	800	NAP	C4N-C3N-C7N	-4.13	110.18	121.09
2	D	800	NAP	C4N-C3N-C7N	-3.94	110.68	121.09
2	C	800	NAP	O4B-C1B-C2B	-3.82	99.69	106.60
2	E	800	NAP	C4B-O4B-C1B	-3.71	105.64	109.72
2	F	800	NAP	C4D-O4D-C1D	-3.60	105.77	109.72
2	H	800	NAP	C3B-C2B-C1B	-3.57	95.82	102.73
2	D	800	NAP	C4D-O4D-C1D	-3.52	105.86	109.72
2	D	800	NAP	C4B-O4B-C1B	-3.46	105.92	109.72
2	D	800	NAP	O4B-C1B-C2B	-3.39	100.47	106.60
2	B	800	NAP	C4N-C3N-C7N	-3.37	112.17	121.09
2	H	800	NAP	C4D-O4D-C1D	-3.26	106.14	109.72
2	G	800	NAP	C4D-O4D-C1D	-3.18	106.22	109.72
2	B	800	NAP	C4D-O4D-C1D	-3.17	106.24	109.72
2	G	800	NAP	P2B-O2B-C2B	-3.02	114.32	121.56
2	F	800	NAP	C4N-C3N-C7N	-2.99	113.19	121.09
2	G	800	NAP	C3B-C2B-C1B	-2.98	96.97	102.73
2	A	800	NAP	C4N-C3N-C7N	-2.96	113.27	121.09

Continued on next page...

Continued from previous page...

Mol	Chain	Res	Type	Atoms	Z	Observed(°)	Ideal(°)
2	F	800	NAP	C3B-C2B-C1B	-2.94	97.04	102.73
2	E	800	NAP	C4N-C3N-C7N	-2.83	113.61	121.09
2	D	800	NAP	C3B-C2B-C1B	-2.83	97.26	102.73
2	C	800	NAP	C3N-C7N-N7N	-2.79	114.77	117.82
2	C	800	NAP	C4D-O4D-C1D	-2.77	106.67	109.72
2	C	800	NAP	C3B-C2B-C1B	-2.76	97.39	102.73
2	A	800	NAP	C4D-O4D-C1D	-2.73	106.72	109.72
2	H	800	NAP	C4N-C3N-C7N	-2.59	114.23	121.09
2	B	800	NAP	C3N-C7N-N7N	-2.57	115.00	117.82
2	A	800	NAP	O7N-C7N-C3N	-2.49	116.87	119.59
2	G	800	NAP	O7N-C7N-C3N	-2.43	116.94	119.59
2	C	800	NAP	C1B-N9A-C4A	-2.42	123.29	126.94
2	G	800	NAP	C4N-C3N-C7N	-2.23	115.21	121.09
2	H	800	NAP	C3N-C7N-N7N	-2.22	115.39	117.82
2	F	800	NAP	C3N-C7N-N7N	-2.21	115.40	117.82
2	D	800	NAP	O7N-C7N-C3N	-2.16	117.23	119.59
2	B	800	NAP	C3B-C2B-C1B	-2.15	98.56	102.73
2	E	800	NAP	O7N-C7N-C3N	-2.14	117.25	119.59
2	E	800	NAP	C4D-O4D-C1D	-2.10	107.41	109.72
2	B	800	NAP	O5B-PA-O1A	-2.02	101.78	109.62
2	E	800	NAP	O2A-PA-O3	2.00	114.17	105.09
2	G	800	NAP	PN-O3-PA	2.04	138.46	132.73
2	B	800	NAP	O7N-C7N-N7N	2.04	125.47	122.59
2	C	800	NAP	O4B-C1B-N9A	2.07	112.43	108.10
2	D	800	NAP	O2A-PA-O3	2.09	114.59	105.09
3	H	900	GOA	O2-C2-C1	2.11	118.00	111.71
2	F	800	NAP	O4B-C1B-N9A	2.30	112.91	108.10
2	H	800	NAP	O7N-C7N-N7N	2.42	126.00	122.59
2	B	800	NAP	O4B-C1B-N9A	2.43	113.19	108.10
2	E	800	NAP	O3-PN-O5D	2.44	109.40	102.94
2	D	800	NAP	O3-PN-O5D	2.47	109.48	102.94
2	D	800	NAP	O3-PA-O5B	2.53	109.66	102.94
2	C	800	NAP	O7N-C7N-N7N	2.60	126.26	122.59
2	G	800	NAP	C2N-C3N-C7N	2.60	126.87	119.31
2	E	800	NAP	O3-PA-O5B	2.72	110.17	102.94
2	C	800	NAP	O3-PN-O5D	2.77	110.28	102.94
2	C	800	NAP	O3-PA-O5B	2.78	110.32	102.94
2	F	800	NAP	O7N-C7N-N7N	2.79	126.52	122.59
2	A	800	NAP	O3-PN-O5D	2.87	110.56	102.94
2	D	800	NAP	C4A-C5A-N7A	2.95	112.19	109.48
2	G	800	NAP	O7N-C7N-N7N	2.96	126.77	122.59
2	A	800	NAP	O7N-C7N-N7N	2.99	126.80	122.59

Continued on next page...

Continued from previous page...

Mol	Chain	Res	Type	Atoms	Z	Observed(°)	Ideal(°)
2	G	800	NAP	C4A-C5A-N7A	3.02	112.26	109.48
2	H	800	NAP	C2N-C3N-C7N	3.09	128.29	119.31
2	G	800	NAP	O4D-C1D-N1N	3.15	111.60	108.13
2	A	800	NAP	C2N-C3N-C7N	3.17	128.52	119.31
2	D	800	NAP	O7N-C7N-N7N	3.19	127.08	122.59
2	G	800	NAP	O3-PN-O5D	3.31	111.71	102.94
2	B	800	NAP	O3-PN-O5D	3.32	111.75	102.94
2	D	800	NAP	O4D-C1D-N1N	3.34	111.80	108.13
2	E	800	NAP	C2N-C3N-C7N	3.35	129.05	119.31
2	G	800	NAP	O3-PA-O5B	3.38	111.91	102.94
2	F	800	NAP	C4A-C5A-N7A	3.43	112.63	109.48
2	H	800	NAP	C4A-C5A-N7A	3.48	112.68	109.48
2	A	800	NAP	C4A-C5A-N7A	3.51	112.71	109.48
2	H	800	NAP	O3-PN-O5D	3.52	112.28	102.94
2	C	800	NAP	C4A-C5A-N7A	3.54	112.73	109.48
2	E	800	NAP	C4A-C5A-N7A	3.58	112.77	109.48
2	F	800	NAP	C2N-C3N-C7N	3.59	129.73	119.31
2	B	800	NAP	C2N-C3N-C7N	3.64	129.89	119.31
2	B	800	NAP	C4A-C5A-N7A	3.71	112.89	109.48
2	F	800	NAP	O3-PN-O5D	3.72	112.81	102.94
2	B	800	NAP	O3-PA-O5B	3.76	112.90	102.94
2	A	800	NAP	O3-PA-O5B	3.98	113.49	102.94
2	H	800	NAP	O3-PA-O5B	4.14	113.91	102.94
2	D	800	NAP	C2N-C3N-C7N	4.26	131.68	119.31
2	F	800	NAP	O3-PA-O5B	4.31	114.37	102.94
2	C	800	NAP	C2N-C3N-C7N	4.41	132.10	119.31
2	E	800	NAP	P2B-O2B-C2B	5.20	134.03	121.56

There are no chirality outliers.

There are no torsion outliers.

There are no ring outliers.

10 monomers are involved in 23 short contacts:

Mol	Chain	Res	Type	Clashes	Symm-Clashes
4	B	1101	GOL	2	0
4	B	1102	GOL	1	0
2	B	800	NAP	1	0
4	C	1103	GOL	4	0
2	C	800	NAP	1	0
2	D	800	NAP	2	0
4	E	1105	GOL	4	0

Continued on next page...

Continued from previous page...

Mol	Chain	Res	Type	Clashes	Symm-Clashes
3	F	900	GOA	3	0
4	G	1104	GOL	3	0
2	H	800	NAP	2	0

5.7 Other polymers [i](#)

There are no such residues in this entry.

5.8 Polymer linkage issues [i](#)

There are no chain breaks in this entry.

6 Fit of model and data ⓘ

6.1 Protein, DNA and RNA chains ⓘ

In the following table, the column labelled ‘#RSRZ > 2’ contains the number (and percentage) of RSRZ outliers, followed by percent RSRZ outliers for the chain as percentile scores relative to all X-ray entries and entries of similar resolution. The OWAB column contains the minimum, median, 95th percentile and maximum values of the occupancy-weighted average B-factor per residue. The column labelled ‘Q < 0.9’ lists the number of (and percentage) of residues with an average occupancy less than 0.9.

Mol	Chain	Analysed	<RSRZ>	#RSRZ > 2	OWAB(Å ²)	Q < 0.9
1	A	488/514 (94%)	-0.27	6 (1%) 81 55	17, 50, 69, 78	0
1	B	489/514 (95%)	-0.21	6 (1%) 81 55	17, 52, 69, 81	0
1	C	489/514 (95%)	-0.17	13 (2%) 58 28	19, 52, 70, 80	0
1	D	490/514 (95%)	-0.29	5 (1%) 84 60	13, 49, 68, 81	0
1	E	487/514 (94%)	-0.29	2 (0%) 93 80	18, 49, 69, 75	0
1	F	491/514 (95%)	-0.19	13 (2%) 59 29	16, 50, 69, 81	0
1	G	489/514 (95%)	-0.19	10 (2%) 68 39	17, 51, 69, 78	0
1	H	489/514 (95%)	-0.20	8 (1%) 74 47	16, 51, 69, 78	0
All	All	3912/4112 (95%)	-0.23	63 (1%) 74 47	13, 51, 69, 81	0

All (63) RSRZ outliers are listed below:

Mol	Chain	Res	Type	RSRZ
1	H	79	ASP	6.4
1	D	10	THR	5.6
1	F	10	THR	4.6
1	F	8	SER	4.3
1	B	13	CYS	3.7
1	F	11	HIS	3.7
1	G	28	GLN	3.6
1	A	79	ASP	3.5
1	B	79	ASP	3.5
1	D	79	ASP	3.5
1	G	10	THR	3.3
1	G	29	SER	3.3
1	C	79	ASP	3.2
1	G	79	ASP	3.2
1	B	14	GLY	3.1
1	C	119	GLN	3.0

Continued on next page...

Continued from previous page...

Mol	Chain	Res	Type	RSRZ
1	F	12	VAL	2.9
1	G	249	TYR	2.9
1	G	11	HIS	2.8
1	F	178	GLN	2.8
1	F	28	GLN	2.8
1	G	92	PRO	2.7
1	B	113	ASP	2.7
1	H	111	GLN	2.7
1	D	314	GLY	2.6
1	H	10	THR	2.6
1	F	249	TYR	2.5
1	A	28	GLN	2.5
1	A	92	PRO	2.5
1	C	314	GLY	2.5
1	A	35	ILE	2.5
1	C	29	SER	2.5
1	C	28	GLN	2.4
1	F	174	GLY	2.4
1	A	36	ILE	2.4
1	H	315	GLU	2.4
1	C	189	SER	2.3
1	D	11	HIS	2.3
1	C	175	ARG	2.3
1	F	179	SER	2.3
1	B	133	GLN	2.3
1	F	9	ARG	2.3
1	E	79	ASP	2.2
1	C	476	LYS	2.2
1	H	326	PRO	2.2
1	F	79	ASP	2.2
1	G	12	VAL	2.2
1	F	182	ARG	2.2
1	F	81	ARG	2.2
1	G	504	GLU	2.1
1	B	180	SER	2.1
1	C	179	SER	2.1
1	H	35	ILE	2.1
1	D	42	ASP	2.1
1	C	30	ASP	2.1
1	C	178	GLN	2.1
1	A	34	PHE	2.0
1	C	116	ALA	2.0

Continued on next page...

Continued from previous page...

Mol	Chain	Res	Type	RSRZ
1	C	186	HIS	2.0
1	H	504	GLU	2.0
1	G	179	SER	2.0
1	H	113	ASP	2.0
1	E	35	ILE	2.0

6.2 Non-standard residues in protein, DNA, RNA chains [i](#)

There are no non-standard protein/DNA/RNA residues in this entry.

6.3 Carbohydrates [i](#)

There are no carbohydrates in this entry.

6.4 Ligands [i](#)

In the following table, the Atoms column lists the number of modelled atoms in the group and the number defined in the chemical component dictionary. LLDF column lists the quality of electron density of the group with respect to its neighbouring residues in protein, DNA or RNA chains. The B-factors column lists the minimum, median, 95th percentile and maximum values of B factors of atoms in the group. The column labelled 'Q < 0.9' lists the number of atoms with occupancy less than 0.9.

Mol	Type	Chain	Res	Atoms	RSCC	RSR	LLDF	B-factors(Å ²)	Q<0.9
4	GOL	B	1101	6/6	0.69	0.30	6.38	26,38,43,45	0
4	GOL	G	1104	6/6	0.95	0.19	1.34	8,17,23,27	0
4	GOL	C	1103	6/6	0.91	0.20	1.08	27,38,41,42	0
4	GOL	B	1102	6/6	0.89	0.18	0.84	54,55,58,61	0
4	GOL	E	1105	6/6	0.89	0.19	0.56	4,21,24,27	0
2	NAP	D	800	48/48	0.93	0.18	-0.24	32,48,58,61	0
2	NAP	E	800	48/48	0.95	0.17	-0.51	35,45,55,61	0
2	NAP	C	800	48/48	0.95	0.17	-0.52	33,48,54,56	0
2	NAP	G	800	48/48	0.94	0.16	-0.72	39,48,58,65	0
2	NAP	H	800	48/48	0.94	0.14	-0.95	39,45,60,67	0
2	NAP	A	800	48/48	0.95	0.15	-0.99	34,44,58,67	0
3	GOA	F	900	5/5	0.88	0.12	-1.37	43,46,48,49	0
2	NAP	F	800	48/48	0.95	0.13	-1.40	35,46,55,58	0
3	GOA	C	900	5/5	0.96	0.15	-1.46	44,46,53,56	0
2	NAP	B	800	48/48	0.95	0.14	-1.47	36,48,56,60	0
3	GOA	G	900	5/5	0.91	0.12	-1.52	47,49,54,54	0

Continued on next page...

Continued from previous page...

Mol	Type	Chain	Res	Atoms	RSCC	RSR	LLDF	B-factors(\AA^2)	Q<0.9
3	GOA	B	900	5/5	0.92	0.12	-1.87	50,51,52,55	0
3	GOA	H	900	5/5	0.91	0.12	-1.87	49,52,54,55	0
3	GOA	A	900	5/5	0.92	0.12	-1.89	42,45,49,51	0
3	GOA	E	900	5/5	0.94	0.09	-2.41	33,45,49,49	0
3	GOA	D	900	5/5	0.96	0.10	-2.84	25,27,29,31	0

6.5 Other polymers [i](#)

There are no such residues in this entry.