



# Full wwPDB X-ray Structure Validation Report ⓘ

Jan 31, 2016 – 09:59 PM GMT

PDB ID : 1RJ2  
Title : Crystal structure of the DH/PH fragment of Dbs without bound GTPase  
Authors : Worthylake, D.K.; Rossman, K.L.; Sondek, J.  
Deposited on : 2003-11-18  
Resolution : 3.00 Å(reported)

This is a Full wwPDB X-ray Structure Validation Report for a publicly released PDB entry.  
We welcome your comments at [validation@mail.wwpdb.org](mailto:validation@mail.wwpdb.org)  
A user guide is available at  
<http://wwpdb.org/validation/2016/XrayValidationReportHelp>  
with specific help available everywhere you see the ⓘ symbol.

---

The following versions of software and data (see [references ⓘ](#)) were used in the production of this report:

MolProbity : 4.02b-467  
Mogul : 1.7 (RC4), CSD as536be (2015)  
Xtriage (Phenix) : 1.9-1692  
EDS : rb-20026688  
Percentile statistics : 20151230.v01 (using entries in the PDB archive December 30th 2015)  
Refmac : 5.8.0135  
CCP4 : 6.5.0  
Ideal geometry (proteins) : Engh & Huber (2001)  
Ideal geometry (DNA, RNA) : Parkinson et al. (1996)  
Validation Pipeline (wwPDB-VP) : trunk26865

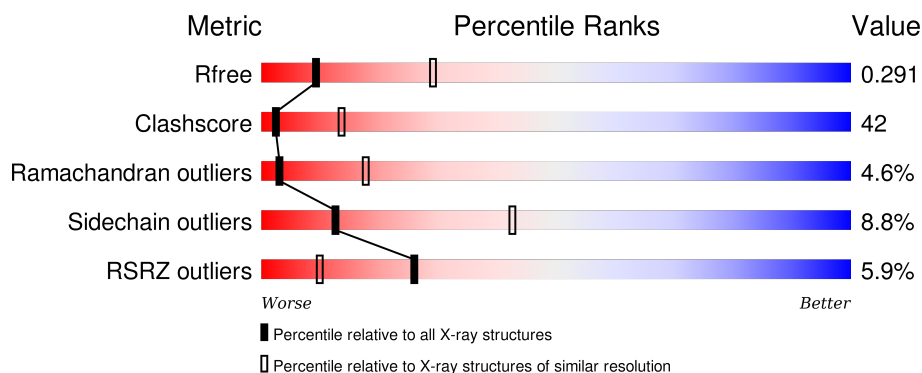
# 1 Overall quality at a glance

The following experimental techniques were used to determine the structure:

## *X-RAY DIFFRACTION*

The reported resolution of this entry is 3.00 Å.

Percentile scores (ranging between 0-100) for global validation metrics of the entry are shown in the following graphic. The table shows the number of entries on which the scores are based.



Metric	Whole archive (#Entries)	Similar resolution (#Entries, resolution range(Å))
$R_{free}$	91344	1578 (3.00-3.00)
Clashscore	102246	1912 (3.00-3.00)
Ramachandran outliers	100387	1853 (3.00-3.00)
Sidechain outliers	100360	1856 (3.00-3.00)
RSRZ outliers	91569	1592 (3.00-3.00)

The table below summarises the geometric issues observed across the polymeric chains and their fit to the electron density. The red, orange, yellow and green segments on the lower bar indicate the fraction of residues that contain outliers for  $\geq 3$ , 2, 1 and 0 types of geometric quality criteria. A grey segment represents the fraction of residues that are not modelled. The numeric value for each fraction is indicated below the corresponding segment, with a dot representing fractions  $\leq 5\%$ . The upper red bar (where present) indicates the fraction of residues that have poor fit to the electron density. The numeric value is given above the bar.

Mol	Chain	Length	Quality of chain
1	A	353	<div> <div>0%</div> <div> <div>48%</div> <div>37%</div> <div>5%</div> <div>10%</div> </div> </div>
1	D	353	<div> <div>3%</div> <div> <div>41%</div> <div>46%</div> <div>7%</div> <div>6%</div> </div> </div>
1	G	353	<div> <div>7%</div> <div> <div>35%</div> <div>43%</div> <div>8%</div> <div>13%</div> </div> </div>
1	J	353	<div> <div>10%</div> <div> <div>26%</div> <div>54%</div> <div>9%</div> <div>10%</div> </div> </div>

## 2 Entry composition

There are 2 unique types of molecules in this entry. The entry contains 10370 atoms, of which 0 are hydrogens and 0 are deuteriums.

In the tables below, the ZeroOcc column contains the number of atoms modelled with zero occupancy, the AltConf column contains the number of residues with at least one atom in alternate conformation and the Trace column contains the number of residues modelled with at most 2 atoms.

- Molecule 1 is a protein called Guanine nucleotide exchange factor DBS [Fragment].

Mol	Chain	Residues	Atoms					ZeroOcc	AltConf	Trace
1	A	317	Total	C	N	O	S	0	0	0
			2594	1649	445	479	21			
1	D	331	Total	C	N	O	S	0	0	0
			2706	1717	467	501	21			
1	G	307	Total	C	N	O	S	0	0	0
			2496	1590	423	463	20			
1	J	318	Total	C	N	O	S	0	0	0
			2559	1628	435	475	21			

There are 28 discrepancies between the modelled and reference sequences:

Chain	Residue	Modelled	Actual	Comment	Reference
A	622	MET	-	INITIATING METHIONINE	UNP Q63406
A	969	HIS	-	EXPRESSION TAG	UNP Q63406
A	970	HIS	-	EXPRESSION TAG	UNP Q63406
A	971	HIS	-	EXPRESSION TAG	UNP Q63406
A	972	HIS	-	EXPRESSION TAG	UNP Q63406
A	973	HIS	-	EXPRESSION TAG	UNP Q63406
A	974	HIS	-	EXPRESSION TAG	UNP Q63406
D	622	MET	-	INITIATING METHIONINE	UNP Q63406
D	969	HIS	-	EXPRESSION TAG	UNP Q63406
D	970	HIS	-	EXPRESSION TAG	UNP Q63406
D	971	HIS	-	EXPRESSION TAG	UNP Q63406
D	972	HIS	-	EXPRESSION TAG	UNP Q63406
D	973	HIS	-	EXPRESSION TAG	UNP Q63406
D	974	HIS	-	EXPRESSION TAG	UNP Q63406
G	622	MET	-	INITIATING METHIONINE	UNP Q63406
G	969	HIS	-	EXPRESSION TAG	UNP Q63406
G	970	HIS	-	EXPRESSION TAG	UNP Q63406
G	971	HIS	-	EXPRESSION TAG	UNP Q63406
G	972	HIS	-	EXPRESSION TAG	UNP Q63406
G	973	HIS	-	EXPRESSION TAG	UNP Q63406
G	974	HIS	-	EXPRESSION TAG	UNP Q63406

*Continued on next page...*

*Continued from previous page...*

Chain	Residue	Modelled	Actual	Comment	Reference
J	622	MET	-	INITIATING METHIONINE	UNP Q63406
J	969	HIS	-	EXPRESSION TAG	UNP Q63406
J	970	HIS	-	EXPRESSION TAG	UNP Q63406
J	971	HIS	-	EXPRESSION TAG	UNP Q63406
J	972	HIS	-	EXPRESSION TAG	UNP Q63406
J	973	HIS	-	EXPRESSION TAG	UNP Q63406
J	974	HIS	-	EXPRESSION TAG	UNP Q63406

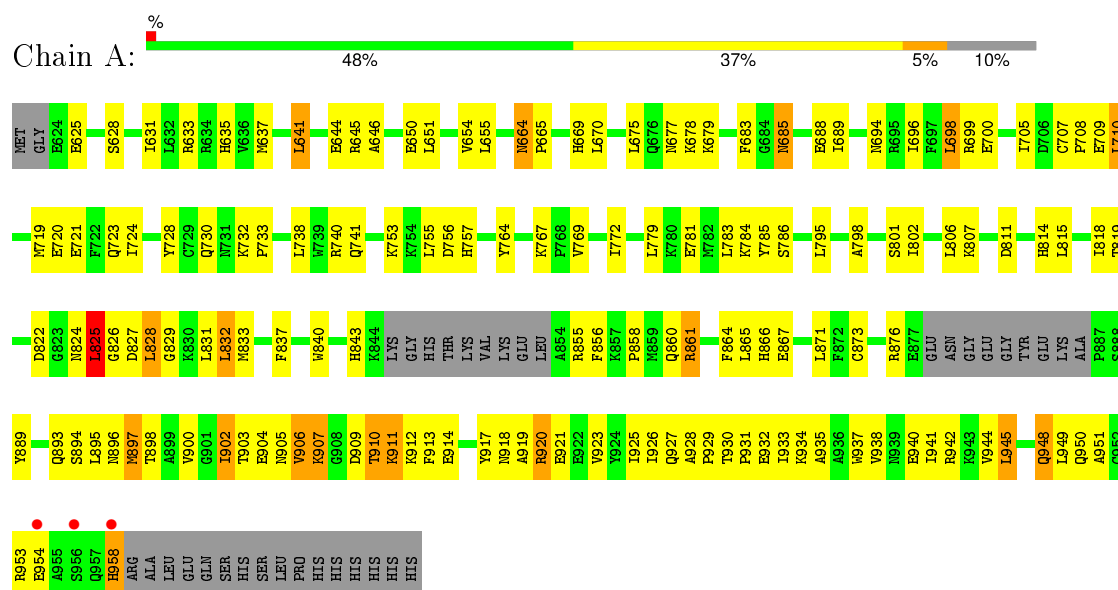
- Molecule 2 is water.

Mol	Chain	Residues	Atoms	ZeroOcc	AltConf
2	A	9	Total O 9 9	0	0
2	D	4	Total O 4 4	0	0
2	G	1	Total O 1 1	0	0
2	J	1	Total O 1 1	0	0

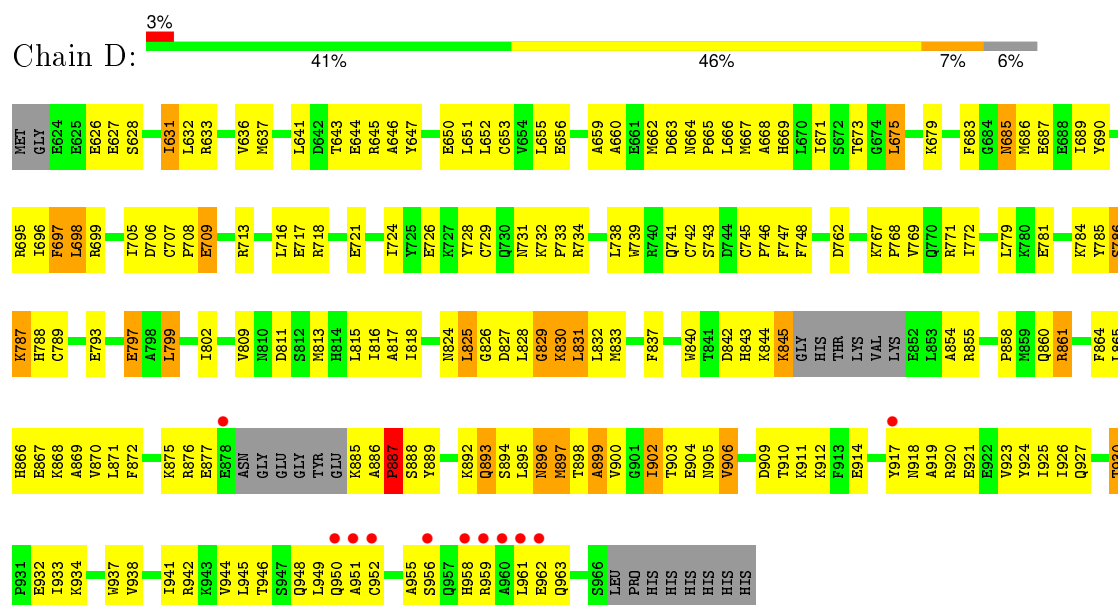
### 3 Residue-property plots

These plots are drawn for all protein, RNA and DNA chains in the entry. The first graphic for a chain summarises the proportions of errors displayed in the second graphic. The second graphic shows the sequence view annotated by issues in geometry and electron density. Residues are color-coded according to the number of geometric quality criteria for which they contain at least one outlier: green = 0, yellow = 1, orange = 2 and red = 3 or more. A red dot above a residue indicates a poor fit to the electron density ( $RSRZ > 2$ ). Stretches of 2 or more consecutive residues without any outlier are shown as a green connector. Residues present in the sample, but not in the model, are shown in grey.

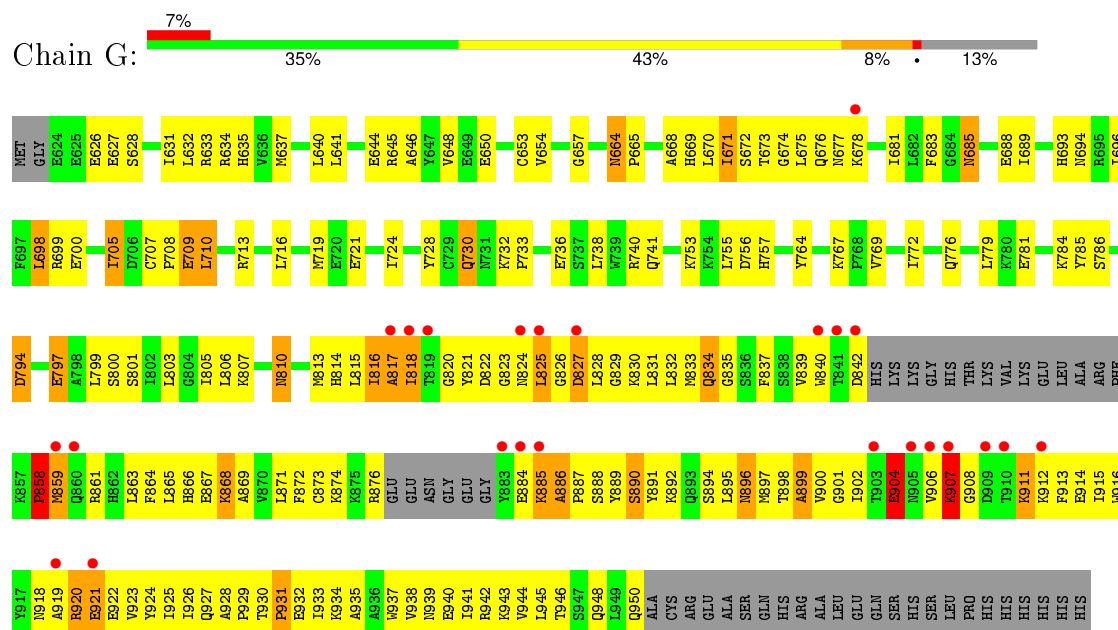
#### • Molecule 1: Guanine nucleotide exchange factor DBS [Fragment]




#### • Molecule 1: Guanine nucleotide exchange factor DBS [Fragment]



• Molecule 1: Guanine nucleotide exchange factor DBS [Fragment]



• Molecule 1: Guanine nucleotide exchange factor DBS [Fragment]



## 4 Data and refinement statistics

Property	Value	Source
Space group	P 1 21 1	Depositor
Cell constants a, b, c, $\alpha$ , $\beta$ , $\gamma$	97.99Å 82.82Å 127.26Å 90.00° 90.80° 90.00°	Depositor
Resolution (Å)	30.00 – 3.00 29.73 – 3.00	Depositor EDS
% Data completeness (in resolution range)	97.6 (30.00-3.00) 97.6 (29.73-3.00)	Depositor EDS
$R_{merge}$	(Not available)	Depositor
$R_{sym}$	0.12	Depositor
$\langle I/\sigma(I) \rangle$ <sup>1</sup>	1.64 (at 3.00Å)	Xtriage
Refinement program	CNS 1.1	Depositor
R, $R_{free}$	0.239 , 0.296 0.238 , 0.291	Depositor DCC
$R_{free}$ test set	2007 reflections (5.01%)	DCC
Wilson B-factor (Å <sup>2</sup> )	71.8	Xtriage
Anisotropy	0.354	Xtriage
Bulk solvent $k_{sol}$ (e/Å <sup>3</sup> ), $B_{sol}$ (Å <sup>2</sup> )	0.33 , 97.6	EDS
Estimated twinning fraction	0.027 for h,-k,-l	Xtriage
L-test for twinning <sup>2</sup>	$\langle  L  \rangle = 0.49$ , $\langle L^2 \rangle = 0.31$	Xtriage
Outliers	0 of 40099 reflections	Xtriage
$F_o, F_c$ correlation	0.92	EDS
Total number of atoms	10370	wwPDB-VP
Average B, all atoms (Å <sup>2</sup> )	89.0	wwPDB-VP

Xtriage's analysis on translational NCS is as follows: *The largest off-origin peak in the Patterson function is 3.65% of the height of the origin peak. No significant pseudotranslation is detected.*

<sup>1</sup>Intensities estimated from amplitudes.

<sup>2</sup>Theoretical values of  $\langle |L| \rangle$ ,  $\langle L^2 \rangle$  for acentric reflections are 0.5, 0.375 respectively for untwinned datasets, and 0.333, 0.2 for perfectly twinned datasets.

## 5 Model quality [i](#)

### 5.1 Standard geometry [i](#)

The Z score for a bond length (or angle) is the number of standard deviations the observed value is removed from the expected value. A bond length (or angle) with  $|Z| > 5$  is considered an outlier worth inspection. RMSZ is the root-mean-square of all Z scores of the bond lengths (or angles).

Mol	Chain	Bond lengths		Bond angles	
		RMSZ	$\# Z  > 5$	RMSZ	$\# Z  > 5$
1	A	0.43	0/2644	0.63	0/3553
1	D	0.46	0/2757	0.67	0/3704
1	G	0.37	0/2542	0.60	1/3419 (0.0%)
1	J	0.33	0/2607	0.57	0/3510
All	All	0.40	0/10550	0.62	1/14186 (0.0%)

There are no bond length outliers.

All (1) bond angle outliers are listed below:

Mol	Chain	Res	Type	Atoms	Z	Observed(°)	Ideal(°)
1	G	858	PRO	N-CA-CB	6.69	111.33	103.30

There are no chirality outliers.

There are no planarity outliers.

### 5.2 Too-close contacts [i](#)

In the following table, the Non-H and H(model) columns list the number of non-hydrogen atoms and hydrogen atoms in the chain respectively. The H(added) column lists the number of hydrogen atoms added and optimized by MolProbity. The Clashes column lists the number of clashes within the asymmetric unit, whereas Symm-Clashes lists symmetry related clashes.

Mol	Chain	Non-H	H(model)	H(added)	Clashes	Symm-Clashes
1	A	2594	0	2585	154	0
1	D	2706	0	2695	208	0
1	G	2496	0	2482	243	0
1	J	2559	0	2509	272	0
2	A	9	0	0	0	0
2	D	4	0	0	0	0
2	G	1	0	0	0	0
2	J	1	0	0	0	0

*Continued on next page...*



*Continued from previous page...*

Mol	Chain	Non-H	H(model)	H(added)	Clashes	Symm-Clashes
All	All	10370	0	10271	869	0

The all-atom clashscore is defined as the number of clashes found per 1000 atoms (including hydrogen atoms). The all-atom clashscore for this structure is 42.

All (869) close contacts within the same asymmetric unit are listed below, sorted by their clash magnitude.

Atom-1	Atom-2	Interatomic distance (Å)	Clash overlap (Å)
1:A:779:LEU:HD12	1:A:802:ILE:HD11	1.12	1.11
1:D:845:LYS:H	1:D:845:LYS:HE2	1.09	1.10
1:A:929:PRO:HG2	1:A:933:ILE:HD13	1.22	1.09
1:G:832:LEU:HB2	1:G:865:LEU:HD12	1.28	1.07
1:A:779:LEU:HD12	1:A:802:ILE:CD1	1.85	1.06
1:J:682:LEU:HD13	1:J:738:LEU:HD11	1.39	1.02
1:G:628:SER:O	1:G:631:ILE:HG22	1.60	1.01
1:J:737:SER:HA	1:J:740:ARG:HH12	1.26	1.00
1:D:904:GLU:HG3	1:D:938:VAL:HG11	1.41	1.00
1:A:779:LEU:CD1	1:A:802:ILE:HD11	1.91	0.99
1:G:820:GLY:H	1:G:890:SER:HA	1.26	0.99
1:G:861:ARG:HE	1:G:892:LYS:HD2	1.25	0.99
1:A:685:ASN:H	1:A:685:ASN:HD22	0.99	0.98
1:D:903:THR:HB	1:D:914:GLU:HG2	1.45	0.98
1:D:787:LYS:HA	1:D:787:LYS:HE2	1.47	0.96
1:D:769:VAL:O	1:D:772:ILE:HG22	1.65	0.95
1:D:829:GLY:H	1:D:868:LYS:HG2	1.32	0.94
1:A:903:THR:HB	1:A:914:GLU:HG2	1.47	0.93
1:A:628:SER:O	1:A:631:ILE:HG22	1.68	0.93
1:G:907:LYS:H	1:G:907:LYS:HD3	1.33	0.92
1:G:886:ALA:H	1:G:887:PRO:HD2	1.34	0.91
1:G:668:ALA:HA	1:G:671:ILE:HG22	1.54	0.89
1:G:685:ASN:H	1:G:685:ASN:HD22	0.92	0.89
1:G:831:LEU:HD21	1:G:834:GLN:HE21	1.37	0.88
1:J:720:GLU:HG3	1:J:723:GLN:HE21	1.37	0.88
1:D:845:LYS:N	1:D:845:LYS:HE2	1.87	0.87
1:A:929:PRO:HG2	1:A:933:ILE:CD1	2.04	0.87
1:G:685:ASN:N	1:G:685:ASN:HD22	1.72	0.87
1:D:900:VAL:HG22	1:D:917:TYR:OH	1.75	0.87
1:J:805:ILE:O	1:J:809:VAL:HG23	1.75	0.86
1:D:845:LYS:CE	1:D:845:LYS:H	1.89	0.86
1:G:719:MET:HE3	1:G:805:ILE:HD11	1.56	0.86
1:J:713:ARG:HH21	1:J:716:LEU:HD13	1.39	0.85

*Continued on next page...*

*Continued from previous page...*

Atom-1	Atom-2	Interatomic distance (Å)	Clash overlap (Å)
1:J:740:ARG:NH1	1:J:740:ARG:HB2	1.92	0.85
1:G:685:ASN:H	1:G:685:ASN:ND2	1.74	0.85
1:D:952:CYS:HA	1:D:955:ALA:HB3	1.59	0.84
1:D:830:LYS:HB2	1:D:830:LYS:NZ	1.93	0.84
1:G:912:LYS:HD2	1:G:925:ILE:HG22	1.58	0.83
1:A:840:TRP:CE2	1:A:858:PRO:HB3	2.13	0.82
1:G:921:GLU:HG3	1:G:922:GLU:H	1.43	0.81
1:D:662:MET:CE	1:D:675:LEU:HD11	2.10	0.81
1:D:829:GLY:H	1:D:868:LYS:CG	1.92	0.81
1:G:916:TRP:HB3	1:G:920:ARG:HH21	1.44	0.81
1:A:685:ASN:N	1:A:685:ASN:HD22	1.78	0.81
1:J:930:THR:OG1	1:J:933:ILE:HG12	1.80	0.81
1:A:818:ILE:HD11	1:A:864:PHE:CE2	2.15	0.81
1:D:904:GLU:HB2	1:D:942:ARG:NH2	1.95	0.81
1:J:759:LEU:HD23	1:J:760:SER:H	1.45	0.80
1:D:900:VAL:HG22	1:D:917:TYR:CZ	2.17	0.80
1:D:895:LEU:HB3	1:D:917:TYR:OH	1.81	0.80
1:G:861:ARG:NE	1:G:892:LYS:HD2	1.95	0.79
1:D:628:SER:O	1:D:631:ILE:HG23	1.81	0.79
1:A:913:PHE:HD2	1:A:934:LYS:HG3	1.48	0.79
1:A:948:GLN:HA	1:A:948:GLN:NE2	1.98	0.78
1:J:720:GLU:HG3	1:J:723:GLN:NE2	1.98	0.78
1:G:902:ILE:HG13	1:G:938:VAL:HG13	1.64	0.78
1:D:695:ARG:HB2	1:D:696:ILE:HD12	1.65	0.78
1:D:904:GLU:HB2	1:D:942:ARG:HH21	1.48	0.77
1:G:912:LYS:O	1:G:934:LYS:HE2	1.85	0.77
1:J:897:MET:HA	1:J:900:VAL:HB	1.66	0.77
1:G:831:LEU:CD2	1:G:834:GLN:HE21	1.96	0.77
1:J:829:GLY:HA3	1:J:867:GLU:HB2	1.65	0.77
1:J:738:LEU:HD12	1:J:739:TRP:N	1.99	0.77
1:D:840:TRP:CE2	1:D:858:PRO:HB3	2.20	0.77
1:D:815:LEU:HD12	1:D:818:ILE:HD12	1.67	0.77
1:J:713:ARG:HH21	1:J:716:LEU:CD1	1.98	0.76
1:J:657:GLY:HA3	1:J:755:LEU:HD11	1.67	0.76
1:A:907:LYS:N	1:A:907:LYS:HD3	1.99	0.76
1:J:945:LEU:O	1:J:949:LEU:HG	1.85	0.76
1:A:685:ASN:ND2	1:A:685:ASN:H	1.80	0.76
1:G:861:ARG:HD3	1:G:874:LYS:HB2	1.67	0.76
1:J:740:ARG:CZ	1:J:740:ARG:HB2	2.14	0.75
1:G:828:LEU:HD12	1:G:829:GLY:H	1.52	0.75
1:J:819:THR:HG23	1:J:890:SER:HA	1.68	0.75

*Continued on next page...*

*Continued from previous page...*

Atom-1	Atom-2	Interatomic distance (Å)	Clash overlap (Å)
1:A:894:SER:O	1:A:895:LEU:HD23	1.88	0.74
1:G:828:LEU:HD12	1:G:868:LYS:HB2	1.69	0.74
1:A:818:ILE:HD12	1:A:873:CYS:SG	2.27	0.74
1:J:934:LYS:O	1:J:938:VAL:HG23	1.87	0.74
1:A:948:GLN:HA	1:A:948:GLN:HE21	1.51	0.73
1:J:760:SER:HB2	1:J:762:ASP:OD1	1.88	0.73
1:J:685:ASN:HD22	1:J:685:ASN:N	1.85	0.73
1:G:871:LEU:HD13	1:G:894:SER:HB2	1.68	0.73
1:G:916:TRP:HB3	1:G:920:ARG:NH2	2.03	0.73
1:D:843:HIS:HD2	1:D:923:VAL:H	1.35	0.73
1:J:698:LEU:O	1:J:702:GLU:HG3	1.89	0.72
1:A:919:ALA:O	1:A:920:ARG:HB2	1.89	0.72
1:J:815:LEU:HB2	1:J:831:LEU:HD11	1.69	0.72
1:A:925:ILE:N	1:A:925:ILE:HD12	2.03	0.72
1:G:800:SER:HA	1:G:803:LEU:HD12	1.71	0.72
1:G:867:GLU:HA	1:G:944:VAL:HG13	1.72	0.72
1:G:912:LYS:HG3	1:G:926:ILE:C	2.10	0.71
1:G:719:MET:HE2	1:G:801:SER:HB3	1.70	0.71
1:A:825:LEU:HD23	1:A:825:LEU:H	1.53	0.71
1:J:902:ILE:HG13	1:J:914:GLU:O	1.90	0.71
1:J:830:LYS:H	1:J:867:GLU:HG3	1.54	0.71
1:G:940:GLU:OE2	1:G:943:LYS:HE3	1.91	0.71
1:A:829:GLY:HA3	1:A:867:GLU:HB2	1.73	0.71
1:G:733:PRO:HG3	1:G:816:ILE:HG21	1.73	0.70
1:J:672:SER:HB3	1:J:675:LEU:HB2	1.73	0.70
1:D:902:ILE:HD13	1:D:914:GLU:O	1.90	0.70
1:J:831:LEU:O	1:J:832:LEU:HD23	1.92	0.70
1:G:858:PRO:O	1:G:859:MET:HB3	1.90	0.70
1:A:719:MET:HE2	1:A:801:SER:HB3	1.74	0.70
1:A:798:ALA:O	1:A:802:ILE:HG13	1.90	0.70
1:D:651:LEU:O	1:D:655:LEU:HG	1.92	0.70
1:A:909:ASP:HB2	1:A:911:LYS:HE3	1.74	0.70
1:D:949:LEU:C	1:D:951:ALA:H	1.95	0.70
1:D:829:GLY:N	1:D:868:LYS:HG2	2.06	0.69
1:G:664:ASN:HD22	1:G:665:PRO:HD2	1.58	0.69
1:A:664:ASN:HD22	1:A:665:PRO:HD2	1.57	0.69
1:A:633:ARG:HD3	1:A:786:SER:OG	1.92	0.69
1:J:771:ARG:HG3	1:J:775:TYR:CE1	2.27	0.68
1:J:814:HIS:O	1:J:817:ALA:HB3	1.93	0.68
1:G:872:PHE:HB3	1:G:892:LYS:HD3	1.75	0.68
1:J:737:SER:CA	1:J:740:ARG:HH12	2.05	0.68

*Continued on next page...*

*Continued from previous page...*

Atom-1	Atom-2	Interatomic distance (Å)	Clash overlap (Å)
1:D:925:ILE:N	1:D:925:ILE:HD12	2.09	0.68
1:D:959:ARG:HA	1:D:963:GLN:HG3	1.75	0.68
1:G:674:GLY:O	1:G:678:LYS:HD3	1.93	0.68
1:J:654:VAL:HA	1:J:658:TYR:HD1	1.58	0.68
1:D:695:ARG:O	1:D:699:ARG:HD3	1.94	0.68
1:G:633:ARG:HD3	1:G:786:SER:OG	1.94	0.68
1:J:654:VAL:HA	1:J:658:TYR:CD1	2.29	0.67
1:J:709:GLU:H	1:J:709:GLU:CD	1.97	0.67
1:G:689:ILE:HG12	1:G:724:ILE:HD12	1.74	0.67
1:D:689:ILE:HA	1:D:724:ILE:HD12	1.76	0.67
1:J:737:SER:HA	1:J:740:ARG:NH1	2.04	0.67
1:G:837:PHE:CD2	1:G:926:ILE:HG22	2.30	0.67
1:G:818:ILE:CG2	1:G:889:TYR:H	2.08	0.67
1:A:907:LYS:CD	1:A:907:LYS:H	2.06	0.67
1:J:825:LEU:HD23	1:J:825:LEU:H	1.58	0.67
1:J:843:HIS:CD2	1:J:922:GLU:HA	2.30	0.67
1:D:662:MET:HE3	1:D:675:LEU:HD11	1.75	0.66
1:A:807:LYS:HE3	1:A:811:ASP:OD2	1.95	0.66
1:G:907:LYS:CD	1:G:907:LYS:H	2.01	0.66
1:J:685:ASN:H	1:J:685:ASN:HD22	1.42	0.66
1:A:948:GLN:CA	1:A:948:GLN:HE21	2.05	0.66
1:G:818:ILE:HD13	1:G:889:TYR:HB2	1.78	0.66
1:A:825:LEU:CD2	1:A:825:LEU:H	2.07	0.66
1:J:876:ARG:CZ	1:J:890:SER:HB3	2.25	0.66
1:G:842:ASP:HB2	1:G:923:VAL:HB	1.78	0.66
1:G:828:LEU:HD11	1:G:866:HIS:HB2	1.79	0.65
1:G:907:LYS:N	1:G:907:LYS:HD3	2.08	0.65
1:G:896:ASN:HD22	1:G:897:MET:N	1.95	0.65
1:G:932:GLU:HA	1:G:932:GLU:OE2	1.96	0.65
1:G:840:TRP:CE2	1:G:858:PRO:HA	2.31	0.65
1:D:696:ILE:N	1:D:696:ILE:HD12	2.12	0.65
1:A:678:LYS:HB3	1:A:738:LEU:HD21	1.79	0.65
1:J:730:GLN:HG2	1:J:809:VAL:HG13	1.78	0.65
1:D:815:LEU:CD1	1:D:818:ILE:HD12	2.26	0.65
1:A:664:ASN:HD22	1:A:665:PRO:CD	2.09	0.65
1:A:861:ARG:HH11	1:A:861:ARG:HG2	1.62	0.65
1:A:685:ASN:HD21	1:A:728:TYR:CA	2.10	0.65
1:D:685:ASN:HD22	1:D:685:ASN:N	1.95	0.65
1:G:818:ILE:HG21	1:G:889:TYR:H	1.62	0.65
1:D:633:ARG:HD2	1:D:709:GLU:HG3	1.78	0.65
1:D:861:ARG:HG2	1:D:861:ARG:HH11	1.62	0.65

*Continued on next page...*

*Continued from previous page...*

Atom-1	Atom-2	Interatomic distance (Å)	Clash overlap (Å)
1:D:830:LYS:HB2	1:D:830:LYS:HZ3	1.62	0.64
1:A:772:ILE:HG23	1:A:806:LEU:HD21	1.79	0.64
1:J:728:TYR:CE2	1:J:732:LYS:HD3	2.32	0.64
1:A:902:ILE:HD13	1:A:914:GLU:O	1.96	0.64
1:A:913:PHE:CD2	1:A:934:LYS:HG3	2.30	0.64
1:J:672:SER:OG	1:J:675:LEU:HD13	1.96	0.64
1:G:869:ALA:HB1	1:G:895:LEU:O	1.98	0.64
1:J:682:LEU:HD12	1:J:735:SER:OG	1.97	0.64
1:J:705:ILE:HD13	1:J:705:ILE:O	1.98	0.64
1:D:721:GLU:O	1:D:724:ILE:HG23	1.97	0.64
1:A:843:HIS:CD2	1:A:923:VAL:H	2.16	0.64
1:D:918:ASN:C	1:D:920:ARG:H	2.00	0.64
1:A:907:LYS:HD3	1:A:907:LYS:H	1.63	0.64
1:G:799:LEU:O	1:G:803:LEU:HG	1.98	0.64
1:D:895:LEU:HD13	1:D:917:TYR:HE1	1.64	0.63
1:D:958:HIS:O	1:D:962:GLU:HB3	1.98	0.63
1:G:646:ALA:O	1:G:650:GLU:HG3	1.99	0.63
1:G:942:ARG:O	1:G:946:THR:HB	1.98	0.63
1:G:820:GLY:N	1:G:890:SER:HA	2.06	0.63
1:G:863:LEU:HB2	1:G:871:LEU:O	1.98	0.63
1:G:904:GLU:HA	1:G:938:VAL:HG11	1.80	0.63
1:J:641:LEU:O	1:J:644:GLU:HB3	1.98	0.63
1:G:863:LEU:HD13	1:G:872:PHE:CE1	2.34	0.63
1:G:898:THR:O	1:G:899:ALA:HB3	1.99	0.63
1:G:820:GLY:H	1:G:890:SER:CA	2.07	0.62
1:G:664:ASN:HD22	1:G:665:PRO:CD	2.12	0.62
1:A:837:PHE:CD2	1:A:928:ALA:HA	2.33	0.62
1:J:661:GLU:CB	1:J:747:PHE:HZ	2.11	0.62
1:J:644:GLU:O	1:J:648:VAL:HG23	1.99	0.62
1:J:798:ALA:O	1:J:802:ILE:HG12	2.00	0.62
1:J:833:MET:HG2	1:J:940:GLU:HG2	1.81	0.62
1:A:865:LEU:HB2	1:A:937:TRP:CZ3	2.33	0.62
1:D:861:ARG:HG2	1:D:861:ARG:NH1	2.14	0.62
1:G:685:ASN:HD21	1:G:728:TYR:CA	2.13	0.62
1:J:669:HIS:CE1	1:J:670:LEU:HG	2.35	0.61
1:G:886:ALA:H	1:G:887:PRO:CD	2.09	0.61
1:A:675:LEU:HA	1:A:678:LYS:HG2	1.82	0.61
1:J:910:THR:O	1:J:934:LYS:HD3	2.00	0.61
1:D:685:ASN:HD22	1:D:685:ASN:H	1.48	0.61
1:D:731:ASN:ND2	1:D:734:ARG:HD3	2.16	0.61
1:J:759:LEU:HD23	1:J:760:SER:N	2.15	0.61

*Continued on next page...*

*Continued from previous page...*

Atom-1	Atom-2	Interatomic distance (Å)	Clash overlap (Å)
1:G:933:ILE:O	1:G:933:ILE:HG22	2.01	0.61
1:G:896:ASN:O	1:G:900:VAL:HG23	2.01	0.61
1:G:941:ILE:O	1:G:941:ILE:HG22	1.99	0.61
1:J:871:LEU:CD1	1:J:871:LEU:H	2.13	0.61
1:G:906:VAL:O	1:G:906:VAL:HG23	2.01	0.61
1:G:873:CYS:HA	1:G:891:TYR:O	2.00	0.61
1:A:911:LYS:HE2	1:A:931:PRO:HG3	1.82	0.61
1:J:719:MET:HG3	1:J:801:SER:HB3	1.83	0.61
1:J:743:SER:HA	1:J:748:PHE:HE1	1.64	0.61
1:D:870:VAL:HB	1:D:895:LEU:HB2	1.83	0.61
1:D:875:LYS:HB2	1:D:889:TYR:HD2	1.66	0.61
1:D:695:ARG:HH11	1:D:695:ARG:HG2	1.65	0.60
1:A:646:ALA:O	1:A:650:GLU:HG3	2.01	0.60
1:J:696:ILE:HD12	1:J:696:ILE:N	2.16	0.60
1:G:834:GLN:O	1:G:834:GLN:HG3	2.01	0.60
1:D:671:ILE:HG23	1:D:675:LEU:HD12	1.82	0.60
1:J:871:LEU:HD12	1:J:871:LEU:H	1.66	0.60
1:D:959:ARG:O	1:D:963:GLN:HB2	2.02	0.60
1:J:787:LYS:O	1:J:788:HIS:HB2	2.00	0.60
1:G:916:TRP:HB3	1:G:923:VAL:HG22	1.84	0.60
1:G:901:GLY:HA3	1:G:916:TRP:CZ2	2.36	0.60
1:A:861:ARG:HG2	1:A:861:ARG:NH1	2.14	0.60
1:J:815:LEU:HD22	1:J:831:LEU:HG	1.83	0.60
1:D:843:HIS:HD2	1:D:923:VAL:N	1.98	0.60
1:G:874:LYS:HB3	1:G:891:TYR:HB3	1.84	0.60
1:D:844:LYS:NZ	1:D:919:ALA:HB3	2.17	0.60
1:G:837:PHE:CD2	1:G:928:ALA:HA	2.35	0.60
1:D:934:LYS:O	1:D:938:VAL:HG23	2.02	0.60
1:G:840:TRP:NE1	1:G:858:PRO:HA	2.16	0.60
1:A:895:LEU:HB3	1:A:917:TYR:OH	2.02	0.60
1:D:685:ASN:HD21	1:D:728:TYR:HB2	1.66	0.59
1:A:832:LEU:HB2	1:A:865:LEU:CD1	2.32	0.59
1:A:707:CYS:O	1:A:710:LEU:HG	2.02	0.59
1:J:761:LEU:HD12	1:J:764:TYR:HB2	1.84	0.59
1:G:818:ILE:HG21	1:G:888:SER:N	2.18	0.59
1:D:902:ILE:HG13	1:D:941:ILE:HG21	1.84	0.59
1:J:661:GLU:HB2	1:J:747:PHE:HZ	1.67	0.59
1:D:633:ARG:CD	1:D:709:GLU:HG3	2.33	0.59
1:G:900:VAL:O	1:G:945:LEU:HD21	2.03	0.59
1:J:828:LEU:HD22	1:J:866:HIS:ND1	2.17	0.59
1:D:705:ILE:HG23	1:D:706:ASP:N	2.18	0.59

*Continued on next page...*

*Continued from previous page...*

Atom-1	Atom-2	Interatomic distance (Å)	Clash overlap (Å)
1:J:640:LEU:HD21	1:J:701:LEU:HD22	1.84	0.59
1:G:858:PRO:O	1:G:859:MET:CB	2.50	0.59
1:D:721:GLU:OE2	1:D:721:GLU:N	2.36	0.59
1:D:663:ASP:O	1:D:665:PRO:HD3	2.02	0.59
1:J:685:ASN:H	1:J:685:ASN:ND2	2.00	0.59
1:A:926:ILE:HD12	1:A:926:ILE:N	2.18	0.59
1:J:918:ASN:HB3	1:J:921:GLU:OE2	2.03	0.59
1:D:844:LYS:HZ1	1:D:919:ALA:HB3	1.67	0.58
1:J:831:LEU:HD21	1:J:864:PHE:HD1	1.68	0.58
1:A:929:PRO:CG	1:A:933:ILE:HD13	2.14	0.58
1:D:917:TYR:O	1:D:920:ARG:N	2.36	0.58
1:A:934:LYS:O	1:A:938:VAL:HG23	2.01	0.58
1:J:815:LEU:C	1:J:817:ALA:H	2.06	0.58
1:J:681:ILE:HG23	1:J:731:ASN:HD21	1.68	0.58
1:J:732:LYS:HG3	1:J:736:GLU:OE2	2.03	0.58
1:A:958:HIS:N	1:A:958:HIS:CD2	2.71	0.58
1:D:652:LEU:HD13	1:D:690:TYR:OH	2.03	0.58
1:A:825:LEU:HD23	1:A:825:LEU:N	2.17	0.58
1:J:634:ARG:HG3	1:J:638:ASN:HD21	1.67	0.58
1:D:762:ASP:OD1	1:D:762:ASP:N	2.36	0.58
1:J:871:LEU:HD12	1:J:871:LEU:N	2.17	0.58
1:D:832:LEU:HD11	1:D:867:GLU:HG2	1.85	0.58
1:G:901:GLY:HA3	1:G:916:TRP:CE2	2.39	0.58
1:A:828:LEU:HD13	1:A:866:HIS:CG	2.39	0.58
1:A:837:PHE:HD2	1:A:928:ALA:HA	1.69	0.58
1:J:840:TRP:HB2	1:J:925:ILE:HB	1.85	0.58
1:D:844:LYS:CB	1:D:921:GLU:HA	2.34	0.57
1:G:813:MET:SD	1:G:816:ILE:HD12	2.44	0.57
1:G:772:ILE:HG23	1:G:806:LEU:HD21	1.84	0.57
1:G:912:LYS:HB2	1:G:927:GLN:HA	1.85	0.57
1:G:920:ARG:HH21	1:G:923:VAL:CG2	2.17	0.57
1:G:685:ASN:HD21	1:G:728:TYR:HA	1.69	0.57
1:J:668:ALA:HA	1:J:671:ILE:HG22	1.85	0.57
1:D:926:ILE:N	1:D:926:ILE:HD12	2.20	0.57
1:G:920:ARG:HH21	1:G:923:VAL:HG22	1.70	0.57
1:J:920:ARG:NH2	1:J:923:VAL:HG11	2.19	0.57
1:D:825:LEU:H	1:D:825:LEU:HD22	1.68	0.57
1:J:895:LEU:O	1:J:896:ASN:HB2	2.04	0.57
1:J:896:ASN:O	1:J:900:VAL:HG23	2.04	0.57
1:J:899:ALA:O	1:J:918:ASN:N	2.34	0.57
1:A:633:ARG:NH1	1:A:785:TYR:O	2.37	0.57

*Continued on next page...*

*Continued from previous page...*

Atom-1	Atom-2	Interatomic distance (Å)	Clash overlap (Å)
1:G:713:ARG:HD2	1:G:794:ASP:OD2	2.04	0.57
1:J:749:GLN:O	1:J:753:LYS:HE3	2.04	0.57
1:A:907:LYS:CD	1:A:907:LYS:N	2.64	0.57
1:G:678:LYS:O	1:G:681:ILE:HB	2.05	0.57
1:D:830:LYS:HB2	1:D:830:LYS:HZ2	1.68	0.57
1:G:939:ASN:O	1:G:942:ARG:HG2	2.05	0.57
1:D:816:ILE:HD12	1:D:817:ALA:N	2.19	0.57
1:D:904:GLU:CG	1:D:938:VAL:HG11	2.27	0.57
1:J:812:SER:O	1:J:816:ILE:HG23	2.05	0.57
1:A:900:VAL:HG11	1:A:945:LEU:HD11	1.87	0.56
1:D:825:LEU:H	1:D:825:LEU:CD2	2.17	0.56
1:D:825:LEU:N	1:D:825:LEU:CD2	2.67	0.56
1:G:644:GLU:HG3	1:G:698:LEU:HG	1.87	0.56
1:A:740:ARG:HD2	1:D:793:GLU:OE1	2.05	0.56
1:J:681:ILE:HD12	1:J:681:ILE:N	2.21	0.56
1:G:876:ARG:HH21	1:J:716:LEU:HB3	1.69	0.56
1:A:918:ASN:HB3	1:A:921:GLU:OE2	2.05	0.56
1:A:930:THR:HB	1:A:932:GLU:OE2	2.06	0.56
1:D:894:SER:O	1:D:895:LEU:HD23	2.05	0.56
1:J:694:ASN:HB3	1:J:695:ARG:NH1	2.21	0.56
1:D:646:ALA:O	1:D:650:GLU:HG3	2.05	0.56
1:J:828:LEU:HD22	1:J:866:HIS:HD1	1.70	0.56
1:G:830:LYS:HG3	1:G:831:LEU:H	1.71	0.56
1:J:786:SER:O	1:J:788:HIS:N	2.34	0.56
1:J:648:VAL:HG21	1:J:698:LEU:HD12	1.86	0.56
1:A:953:ARG:HG3	1:A:953:ARG:HH11	1.71	0.56
1:A:685:ASN:HD21	1:A:728:TYR:HA	1.70	0.56
1:J:673:THR:O	1:J:676:GLN:HB3	2.05	0.56
1:J:704:CYS:HA	1:J:707:CYS:SG	2.46	0.56
1:D:637:MET:HB2	1:D:708:PRO:HB3	1.87	0.56
1:J:708:PRO:O	1:J:711:VAL:HG12	2.06	0.56
1:J:749:GLN:O	1:J:753:LYS:HG3	2.04	0.56
1:A:840:TRP:HZ3	1:A:927:GLN:HB2	1.71	0.56
1:A:832:LEU:C	1:A:833:MET:HG2	2.27	0.55
1:J:656:GLU:O	1:J:660:ALA:HB3	2.05	0.55
1:G:814:HIS:C	1:G:818:ILE:HD11	2.26	0.55
1:A:949:LEU:C	1:A:951:ALA:H	2.10	0.55
1:D:930:THR:HG23	1:D:933:ILE:HD13	1.88	0.55
1:J:722:PHE:HD2	1:J:725:TYR:CE1	2.25	0.55
1:J:767:LYS:HB2	1:J:768:PRO:HD3	1.88	0.55
1:G:672:SER:O	1:G:675:LEU:N	2.38	0.55

*Continued on next page...*



*Continued from previous page...*

Atom-1	Atom-2	Interatomic distance (Å)	Clash overlap (Å)
1:J:726:GLU:O	1:J:730:GLN:HG3	2.07	0.55
1:J:843:HIS:CG	1:J:922:GLU:HA	2.41	0.55
1:J:772:ILE:CD1	1:J:802:ILE:HG22	2.37	0.55
1:A:919:ALA:O	1:A:920:ARG:CB	2.55	0.55
1:J:811:ASP:HB3	1:J:831:LEU:HD13	1.89	0.54
1:J:920:ARG:HH22	1:J:923:VAL:HG11	1.72	0.54
1:J:906:VAL:HG21	1:J:912:LYS:HB3	1.88	0.54
1:D:695:ARG:HB2	1:D:696:ILE:CD1	2.37	0.54
1:G:912:LYS:CD	1:G:925:ILE:HG22	2.35	0.54
1:D:830:LYS:O	1:D:832:LEU:HD12	2.06	0.54
1:J:928:ALA:HB1	1:J:933:ILE:HB	1.87	0.54
1:G:876:ARG:HB2	1:G:876:ARG:NH1	2.23	0.54
1:J:668:ALA:HA	1:J:671:ILE:CG2	2.36	0.54
1:D:844:LYS:HE3	1:D:921:GLU:HA	1.88	0.54
1:A:855:ARG:HG2	1:A:856:PHE:N	2.22	0.54
1:J:840:TRP:HE1	1:J:858:PRO:N	2.06	0.54
1:A:930:THR:OG1	1:A:933:ILE:HD12	2.08	0.54
1:J:671:ILE:HG12	1:J:672:SER:N	2.23	0.54
1:J:658:TYR:CD2	1:J:761:LEU:HD22	2.43	0.54
1:J:713:ARG:HE	1:J:713:ARG:HA	1.73	0.54
1:G:730:GLN:HA	1:G:816:ILE:HD13	1.89	0.54
1:D:828:LEU:HA	1:D:868:LYS:HB2	1.88	0.53
1:A:897:MET:HE3	1:A:900:VAL:HG11	1.89	0.53
1:J:629:LEU:HD22	1:J:785:TYR:HA	1.90	0.53
1:G:677:ASN:N	1:G:677:ASN:HD22	2.06	0.53
1:D:662:MET:CE	1:D:675:LEU:CD1	2.85	0.53
1:G:885:LYS:HA	1:G:885:LYS:HE3	1.90	0.53
1:A:818:ILE:HD11	1:A:864:PHE:CZ	2.42	0.53
1:G:776:GLN:HG3	1:G:803:LEU:HD23	1.91	0.53
1:J:694:ASN:HB3	1:J:695:ARG:HH11	1.73	0.53
1:G:874:LYS:HD2	1:J:720:GLU:OE2	2.07	0.53
1:J:864:PHE:HB2	1:J:871:LEU:HB2	1.91	0.53
1:G:912:LYS:HG3	1:G:926:ILE:O	2.09	0.53
1:J:837:PHE:CD1	1:J:863:LEU:HG	2.44	0.53
1:D:645:ARG:O	1:D:646:ALA:C	2.45	0.53
1:G:839:VAL:HG11	1:G:924:TYR:HD2	1.73	0.53
1:G:867:GLU:HG3	1:G:944:VAL:HG13	1.91	0.53
1:J:685:ASN:HD21	1:J:728:TYR:HB2	1.73	0.53
1:G:671:ILE:HD12	1:G:676:GLN:HG3	1.91	0.53
1:D:811:ASP:HB3	1:D:831:LEU:HD13	1.90	0.53
1:G:933:ILE:N	1:G:933:ILE:HD12	2.23	0.53

*Continued on next page...*

*Continued from previous page...*

Atom-1	Atom-2	Interatomic distance (Å)	Clash overlap (Å)
1:D:844:LYS:HE2	1:D:919:ALA:O	2.09	0.53
1:D:906:VAL:HG22	1:D:912:LYS:HB2	1.91	0.53
1:A:689:ILE:HG12	1:A:724:ILE:HD12	1.91	0.53
1:A:721:GLU:O	1:A:724:ILE:HG23	2.09	0.53
1:J:683:PHE:O	1:J:686:MET:HB2	2.09	0.53
1:A:678:LYS:HB3	1:A:738:LEU:CD2	2.39	0.53
1:G:837:PHE:CD1	1:G:863:LEU:HD21	2.44	0.52
1:D:949:LEU:C	1:D:951:ALA:N	2.59	0.52
1:G:678:LYS:HB3	1:G:738:LEU:HD21	1.90	0.52
1:D:667:MET:O	1:D:669:HIS:N	2.42	0.52
1:D:897:MET:HG2	1:D:944:VAL:HG11	1.91	0.52
1:J:653:CYS:SG	1:J:654:VAL:HG23	2.49	0.52
1:J:679:LYS:O	1:J:683:PHE:HB2	2.10	0.52
1:A:904:GLU:HB2	1:A:942:ARG:NH2	2.24	0.52
1:G:902:ILE:O	1:G:902:ILE:HG23	2.10	0.52
1:D:844:LYS:HB2	1:D:921:GLU:HA	1.91	0.52
1:D:830:LYS:HG2	1:D:867:GLU:OE2	2.09	0.52
1:G:918:ASN:N	1:G:918:ASN:HD22	2.07	0.52
1:G:864:PHE:HB2	1:G:871:LEU:HB2	1.92	0.52
1:D:675:LEU:HD13	1:D:675:LEU:O	2.09	0.52
1:J:661:GLU:OE1	1:J:667:MET:HG3	2.10	0.52
1:G:707:CYS:O	1:G:710:LEU:HG	2.09	0.52
1:G:941:ILE:O	1:G:942:ARG:HD3	2.10	0.52
1:D:685:ASN:H	1:D:685:ASN:ND2	2.08	0.52
1:A:654:VAL:CG1	1:A:683:PHE:HE2	2.23	0.52
1:D:909:ASP:OD2	1:D:911:LYS:N	2.40	0.52
1:D:664:ASN:ND2	1:D:666:LEU:H	2.08	0.52
1:J:644:GLU:HG2	1:J:698:LEU:HG	1.93	0.52
1:J:896:ASN:HD22	1:J:897:MET:N	2.08	0.52
1:A:824:ASN:C	1:A:826:GLY:H	2.14	0.52
1:J:695:ARG:HH11	1:J:695:ARG:HG2	1.75	0.51
1:G:719:MET:CE	1:G:801:SER:HB3	2.37	0.51
1:D:662:MET:HE1	1:D:675:LEU:HD11	1.88	0.51
1:A:719:MET:CE	1:A:801:SER:HB3	2.39	0.51
1:J:629:LEU:HD22	1:J:785:TYR:HB3	1.91	0.51
1:D:946:THR:O	1:D:950:GLN:OE1	2.27	0.51
1:G:833:MET:O	1:G:834:GLN:HB3	2.11	0.51
1:J:740:ARG:NH1	1:J:740:ARG:CB	2.69	0.51
1:D:828:LEU:O	1:D:829:GLY:C	2.47	0.51
1:G:941:ILE:CG2	1:G:945:LEU:HG	2.40	0.51
1:A:755:LEU:HB3	1:A:757:HIS:CD2	2.46	0.51

*Continued on next page...*

*Continued from previous page...*

Atom-1	Atom-2	Interatomic distance (Å)	Clash overlap (Å)
1:D:832:LEU:HB2	1:D:865:LEU:CD1	2.40	0.51
1:J:841:THR:O	1:J:842:ASP:HB2	2.11	0.51
1:J:909:ASP:OD2	1:J:911:LYS:HG2	2.10	0.51
1:D:885:LYS:HD2	1:D:885:LYS:N	2.26	0.51
1:G:637:MET:HE3	1:G:708:PRO:HA	1.93	0.51
1:D:675:LEU:HD21	1:D:748:PHE:CZ	2.46	0.51
1:D:875:LYS:HB2	1:D:889:TYR:CD2	2.45	0.51
1:D:919:ALA:O	1:D:920:ARG:HB2	2.11	0.51
1:D:662:MET:HE1	1:D:675:LEU:CD1	2.41	0.51
1:G:807:LYS:HE2	1:G:830:LYS:HD2	1.93	0.51
1:G:898:THR:O	1:G:899:ALA:CB	2.58	0.51
1:G:904:GLU:OE1	1:G:938:VAL:HG12	2.11	0.50
1:J:728:TYR:HE2	1:J:732:LYS:HD3	1.77	0.50
1:D:644:GLU:OE1	1:D:771:ARG:NH2	2.39	0.50
1:J:741:GLN:HA	1:J:741:GLN:HE21	1.76	0.50
1:D:903:THR:HB	1:D:914:GLU:CG	2.32	0.50
1:G:921:GLU:HG3	1:G:922:GLU:N	2.22	0.50
1:G:941:ILE:HG23	1:G:945:LEU:HG	1.93	0.50
1:D:644:GLU:HA	1:D:771:ARG:NH2	2.27	0.50
1:J:873:CYS:HB3	1:J:889:TYR:HB3	1.93	0.50
1:G:668:ALA:C	1:G:670:LEU:H	2.15	0.50
1:J:629:LEU:HD22	1:J:785:TYR:CA	2.41	0.50
1:J:860:GLN:C	1:J:861:ARG:HH11	2.15	0.50
1:J:829:GLY:HA3	1:J:867:GLU:CB	2.39	0.50
1:J:874:LYS:HB3	1:J:890:SER:OG	2.12	0.50
1:G:934:LYS:O	1:G:938:VAL:HG23	2.11	0.50
1:G:830:LYS:HG3	1:G:831:LEU:N	2.26	0.50
1:J:912:LYS:HD2	1:J:925:ILE:HG22	1.93	0.50
1:D:909:ASP:OD2	1:D:910:THR:N	2.45	0.50
1:G:672:SER:O	1:G:674:GLY:N	2.45	0.50
1:J:743:SER:HA	1:J:748:PHE:CE1	2.46	0.50
1:J:637:MET:HE1	1:J:711:VAL:HB	1.94	0.50
1:D:933:ILE:N	1:D:933:ILE:HD12	2.27	0.50
1:J:875:LYS:HB3	1:J:875:LYS:NZ	2.26	0.50
1:D:918:ASN:C	1:D:920:ARG:N	2.65	0.49
1:A:843:HIS:HD2	1:A:923:VAL:H	1.57	0.49
1:G:828:LEU:CD1	1:G:829:GLY:H	2.24	0.49
1:G:929:PRO:HG2	1:G:933:ILE:HB	1.93	0.49
1:J:713:ARG:NH2	1:J:716:LEU:HD13	2.19	0.49
1:D:662:MET:HG2	1:D:747:PHE:CE2	2.47	0.49
1:G:835:GLY:H	1:G:937:TRP:HZ2	1.60	0.49

*Continued on next page...*

*Continued from previous page...*

Atom-1	Atom-2	Interatomic distance (Å)	Clash overlap (Å)
1:J:773:THR:O	1:J:776:GLN:HB3	2.12	0.49
1:J:692:PHE:HA	1:J:696:ILE:HD13	1.94	0.49
1:J:771:ARG:HG3	1:J:775:TYR:HE1	1.77	0.49
1:D:787:LYS:CA	1:D:787:LYS:HE2	2.33	0.49
1:J:713:ARG:HG3	1:J:717:GLU:HG3	1.94	0.49
1:A:840:TRP:CZ2	1:A:858:PRO:HB3	2.46	0.49
1:G:741:GLN:O	1:G:741:GLN:HG3	2.11	0.49
1:G:815:LEU:HD12	1:G:815:LEU:N	2.28	0.49
1:J:672:SER:O	1:J:676:GLN:HB2	2.12	0.49
1:D:655:LEU:HD21	1:D:686:MET:HG2	1.93	0.49
1:J:825:LEU:CD2	1:J:825:LEU:H	2.26	0.49
1:G:671:ILE:CD1	1:G:676:GLN:HG3	2.42	0.49
1:J:631:ILE:O	1:J:634:ARG:HB3	2.12	0.49
1:J:626:GLU:O	1:J:627:GLU:C	2.51	0.49
1:G:872:PHE:O	1:G:892:LYS:HB3	2.13	0.49
1:G:738:LEU:O	1:G:738:LEU:HD12	2.12	0.49
1:A:664:ASN:ND2	1:A:664:ASN:C	2.64	0.49
1:D:716:LEU:HD21	1:D:797:GLU:HB3	1.95	0.49
1:A:783:LEU:HA	1:A:795:LEU:HD13	1.94	0.49
1:G:669:HIS:CE1	1:G:670:LEU:HG	2.47	0.49
1:D:695:ARG:C	1:D:696:ILE:HD12	2.33	0.49
1:J:662:MET:HG2	1:J:671:ILE:HD12	1.94	0.49
1:J:943:LYS:O	1:J:946:THR:HG22	2.13	0.49
1:G:874:LYS:HD3	1:G:891:TYR:CD2	2.46	0.49
1:J:722:PHE:CD2	1:J:725:TYR:CE1	3.00	0.49
1:A:664:ASN:HD22	1:A:665:PRO:N	2.11	0.49
1:A:741:GLN:O	1:A:741:GLN:HG3	2.12	0.49
1:J:803:LEU:HD23	1:J:803:LEU:O	2.13	0.49
1:G:861:ARG:NH2	1:G:891:TYR:HE1	2.10	0.49
1:J:643:THR:CB	1:J:771:ARG:HH12	2.25	0.49
1:G:911:LYS:HB3	1:G:931:PRO:HD3	1.95	0.48
1:G:911:LYS:HA	1:G:934:LYS:HD2	1.94	0.48
1:G:632:LEU:HB3	1:G:785:TYR:CD1	2.48	0.48
1:J:870:VAL:HG12	1:J:870:VAL:O	2.12	0.48
1:J:770:GLN:HG3	1:J:771:ARG:N	2.28	0.48
1:G:886:ALA:N	1:G:887:PRO:HD2	2.14	0.48
1:G:668:ALA:HA	1:G:671:ILE:CG2	2.36	0.48
1:G:876:ARG:NH2	1:J:716:LEU:HB3	2.29	0.48
1:D:695:ARG:CB	1:D:696:ILE:HD12	2.39	0.48
1:J:896:ASN:ND2	1:J:898:THR:H	2.10	0.48
1:D:828:LEU:HD22	1:D:869:ALA:HB3	1.94	0.48

*Continued on next page...*

*Continued from previous page...*

Atom-1	Atom-2	Interatomic distance (Å)	Clash overlap (Å)
1:A:664:ASN:HD22	1:A:664:ASN:C	2.16	0.48
1:G:871:LEU:HD13	1:G:894:SER:CB	2.41	0.48
1:D:705:ILE:CG2	1:D:706:ASP:N	2.76	0.48
1:D:816:ILE:HD12	1:D:816:ILE:C	2.34	0.48
1:G:696:ILE:O	1:G:700:GLU:HG3	2.13	0.48
1:G:830:LYS:CG	1:G:831:LEU:N	2.76	0.48
1:G:676:GLN:C	1:G:678:LYS:H	2.16	0.48
1:A:856:PHE:O	1:A:858:PRO:HD3	2.14	0.48
1:G:730:GLN:HA	1:G:816:ILE:CD1	2.43	0.48
1:D:860:GLN:O	1:D:861:ARG:NH1	2.46	0.48
1:J:633:ARG:O	1:J:782:MET:HE1	2.14	0.48
1:G:675:LEU:O	1:G:678:LYS:HB2	2.14	0.48
1:D:830:LYS:O	1:D:866:HIS:HA	2.13	0.48
1:G:653:CYS:O	1:G:657:GLY:N	2.44	0.48
1:G:834:GLN:CB	1:G:864:PHE:HA	2.43	0.48
1:D:662:MET:SD	1:D:679:LYS:HG3	2.54	0.48
1:A:864:PHE:HB2	1:A:871:LEU:HB2	1.96	0.48
1:J:868:LYS:O	1:J:896:ASN:HA	2.13	0.48
1:D:959:ARG:HH11	1:D:959:ARG:HG3	1.79	0.48
1:A:738:LEU:O	1:A:738:LEU:HD12	2.13	0.48
1:J:906:VAL:HG13	1:J:912:LYS:O	2.14	0.48
1:D:767:LYS:HB2	1:D:768:PRO:HD3	1.96	0.48
1:A:654:VAL:HG12	1:A:683:PHE:HE2	1.78	0.48
1:A:860:GLN:O	1:A:861:ARG:NH1	2.47	0.47
1:A:819:THR:HG21	1:D:713:ARG:HH21	1.78	0.47
1:D:717:GLU:O	1:D:718:ARG:HD3	2.14	0.47
1:A:828:LEU:CD2	1:A:871:LEU:HD11	2.44	0.47
1:J:815:LEU:C	1:J:817:ALA:N	2.67	0.47
1:J:871:LEU:CD1	1:J:871:LEU:N	2.77	0.47
1:G:640:LEU:O	1:G:644:GLU:HB2	2.14	0.47
1:J:629:LEU:HD13	1:J:785:TYR:O	2.14	0.47
1:G:637:MET:HB2	1:G:708:PRO:HB3	1.94	0.47
1:J:732:LYS:N	1:J:733:PRO:HD2	2.28	0.47
1:J:837:PHE:CD2	1:J:928:ALA:HA	2.48	0.47
1:J:826:GLY:C	1:J:828:LEU:H	2.17	0.47
1:D:842:ASP:O	1:D:923:VAL:HB	2.14	0.47
1:J:644:GLU:O	1:J:647:TYR:HB3	2.14	0.47
1:D:868:LYS:C	1:D:897:MET:HB2	2.35	0.47
1:D:832:LEU:O	1:D:833:MET:HG2	2.15	0.47
1:G:813:MET:HA	1:G:816:ILE:HD12	1.97	0.47
1:J:629:LEU:HB3	1:J:785:TYR:O	2.15	0.47

*Continued on next page...*

*Continued from previous page...*

Atom-1	Atom-2	Interatomic distance (Å)	Clash overlap (Å)
1:D:932:GLU:N	1:D:932:GLU:OE1	2.47	0.47
1:D:832:LEU:HB2	1:D:865:LEU:HD12	1.97	0.47
1:J:837:PHE:HD2	1:J:928:ALA:HA	1.79	0.47
1:J:828:LEU:HA	1:J:868:LYS:HD3	1.96	0.47
1:J:831:LEU:HA	1:J:866:HIS:HD2	1.79	0.47
1:J:920:ARG:C	1:J:922:GLU:H	2.17	0.47
1:G:935:ALA:O	1:G:939:ASN:HB2	2.15	0.47
1:G:941:ILE:HG22	1:G:945:LEU:HD12	1.95	0.47
1:J:661:GLU:HG3	1:J:751:CYS:SG	2.55	0.47
1:G:814:HIS:C	1:G:815:LEU:HD12	2.34	0.47
1:G:834:GLN:HB3	1:G:864:PHE:HA	1.97	0.47
1:J:752:GLN:NE2	1:J:760:SER:HA	2.28	0.47
1:J:876:ARG:NH2	1:J:890:SER:HB3	2.29	0.47
1:J:783:LEU:O	1:J:783:LEU:HD12	2.14	0.47
1:D:945:LEU:O	1:D:948:GLN:HB2	2.15	0.47
1:A:913:PHE:HB3	1:A:934:LYS:HE2	1.96	0.47
1:J:654:VAL:O	1:J:658:TYR:HB2	2.15	0.47
1:A:832:LEU:O	1:A:833:MET:HG2	2.15	0.47
1:D:666:LEU:O	1:D:666:LEU:HD23	2.15	0.47
1:J:745:CYS:SG	1:J:746:PRO:HD2	2.55	0.47
1:J:632:LEU:O	1:J:636:VAL:HG23	2.15	0.47
1:D:876:ARG:HG3	1:D:888:SER:O	2.15	0.47
1:G:874:LYS:NZ	1:J:720:GLU:HB2	2.29	0.47
1:J:759:LEU:CD2	1:J:760:SER:N	2.78	0.47
1:G:896:ASN:HD22	1:G:897:MET:H	1.62	0.47
1:J:862:HIS:CG	1:J:889:TYR:HE2	2.33	0.47
1:G:826:GLY:O	1:G:827:ASP:CB	2.63	0.47
1:G:931:PRO:HA	1:G:934:LYS:HB3	1.96	0.47
1:J:837:PHE:HZ	1:J:937:TRP:CE2	2.33	0.47
1:G:664:ASN:ND2	1:G:664:ASN:C	2.69	0.47
1:G:939:ASN:C	1:G:941:ILE:H	2.18	0.47
1:D:779:LEU:HD12	1:D:802:ILE:HD12	1.96	0.47
1:D:897:MET:HE1	1:D:900:VAL:HG11	1.96	0.47
1:D:917:TYR:O	1:D:920:ARG:CA	2.63	0.47
1:A:900:VAL:CG1	1:A:945:LEU:HD11	2.44	0.47
1:J:792:ALA:O	1:J:793:GLU:C	2.53	0.47
1:D:738:LEU:CD1	1:D:742:CYS:SG	3.03	0.47
1:J:839:VAL:HB	1:J:859:MET:CG	2.45	0.47
1:G:889:TYR:O	1:G:891:TYR:N	2.48	0.46
1:G:902:ILE:HD12	1:G:914:GLU:O	2.15	0.46
1:J:647:TYR:HE2	1:J:693:HIS:NE2	2.13	0.46

*Continued on next page...*

*Continued from previous page...*

Atom-1	Atom-2	Interatomic distance (Å)	Clash overlap (Å)
1:D:895:LEU:HB3	1:D:917:TYR:CZ	2.50	0.46
1:J:832:LEU:HD13	1:J:940:GLU:OE2	2.15	0.46
1:G:721:GLU:N	1:G:721:GLU:OE2	2.44	0.46
1:G:781:GLU:O	1:G:784:LYS:HB3	2.15	0.46
1:G:863:LEU:N	1:G:863:LEU:HD23	2.30	0.46
1:D:897:MET:HA	1:D:900:VAL:CG2	2.45	0.46
1:A:910:THR:O	1:A:934:LYS:HD3	2.16	0.46
1:G:828:LEU:HD11	1:G:866:HIS:CB	2.45	0.46
1:D:899:ALA:O	1:D:917:TYR:CD2	2.68	0.46
1:G:810:ASN:C	1:G:810:ASN:HD22	2.18	0.46
1:D:900:VAL:CG2	1:D:917:TYR:OH	2.55	0.46
1:J:824:ASN:HB3	1:J:827:ASP:OD1	2.14	0.46
1:J:939:ASN:O	1:J:943:LYS:HG3	2.16	0.46
1:J:791:GLY:HA2	1:J:794:ASP:OD2	2.15	0.46
1:G:832:LEU:HD21	1:G:943:LYS:HZ2	1.80	0.46
1:J:833:MET:O	1:J:834:GLN:HB3	2.16	0.46
1:J:652:LEU:HD13	1:J:690:TYR:CZ	2.50	0.46
1:G:654:VAL:CG1	1:G:683:PHE:HE2	2.28	0.46
1:J:771:ARG:O	1:J:775:TYR:CD1	2.68	0.46
1:D:787:LYS:CE	1:D:787:LYS:HA	2.28	0.46
1:D:844:LYS:CE	1:D:919:ALA:O	2.64	0.46
1:J:815:LEU:HD12	1:J:818:ILE:HD12	1.97	0.46
1:A:865:LEU:HD13	1:A:865:LEU:O	2.16	0.46
1:A:904:GLU:HB2	1:A:942:ARG:HH21	1.81	0.46
1:G:932:GLU:C	1:G:934:LYS:H	2.20	0.46
1:A:903:THR:HB	1:A:914:GLU:CG	2.34	0.46
1:G:867:GLU:HA	1:G:944:VAL:CG1	2.44	0.46
1:J:662:MET:HE2	1:J:676:GLN:HA	1.98	0.46
1:D:732:LYS:N	1:D:733:PRO:HD2	2.30	0.46
1:J:731:ASN:C	1:J:733:PRO:HD2	2.36	0.46
1:A:902:ILE:HG23	1:A:903:THR:N	2.31	0.46
1:J:718:ARG:O	1:J:721:GLU:HB2	2.14	0.46
1:A:814:HIS:HD2	1:A:889:TYR:OH	1.97	0.46
1:A:919:ALA:N	1:A:921:GLU:OE2	2.49	0.46
1:D:685:ASN:ND2	1:D:685:ASN:N	2.62	0.46
1:D:675:LEU:HD13	1:D:675:LEU:C	2.37	0.46
1:A:818:ILE:HD13	1:A:889:TYR:HB2	1.98	0.46
1:G:664:ASN:HD22	1:G:665:PRO:N	2.13	0.46
1:A:644:GLU:HG3	1:A:698:LEU:HG	1.98	0.46
1:J:647:TYR:CZ	1:J:771:ARG:HG2	2.51	0.45
1:A:855:ARG:CG	1:A:856:PHE:H	2.29	0.45

*Continued on next page...*

*Continued from previous page...*

Atom-1	Atom-2	Interatomic distance (Å)	Clash overlap (Å)
1:D:647:TYR:CZ	1:D:651:LEU:HD11	2.51	0.45
1:A:861:ARG:HH11	1:A:861:ARG:CG	2.28	0.45
1:J:661:GLU:HB3	1:J:747:PHE:HZ	1.82	0.45
1:G:832:LEU:HD21	1:G:943:LYS:NZ	2.31	0.45
1:G:755:LEU:HD13	1:G:757:HIS:CE1	2.52	0.45
1:D:779:LEU:CB	1:D:799:LEU:HD13	2.46	0.45
1:G:816:ILE:HG22	1:G:817:ALA:N	2.32	0.45
1:J:674:GLY:C	1:J:676:GLN:H	2.20	0.45
1:A:937:TRP:O	1:A:941:ILE:HG13	2.16	0.45
1:D:875:LYS:HA	1:D:889:TYR:HA	1.98	0.45
1:A:637:MET:HE2	1:A:708:PRO:HB3	1.99	0.45
1:A:696:ILE:O	1:A:700:GLU:HG3	2.16	0.45
1:G:814:HIS:O	1:G:818:ILE:HD11	2.16	0.45
1:D:772:ILE:HD11	1:D:802:ILE:HG23	1.98	0.45
1:D:837:PHE:HB3	1:D:926:ILE:HG23	1.99	0.45
1:A:721:GLU:N	1:A:721:GLU:OE2	2.49	0.45
1:D:914:GLU:HB2	1:D:924:TYR:O	2.17	0.45
1:D:840:TRP:HZ3	1:D:927:GLN:HB2	1.81	0.45
1:A:824:ASN:O	1:A:826:GLY:N	2.46	0.45
1:J:741:GLN:HA	1:J:741:GLN:NE2	2.32	0.45
1:J:901:GLY:HA3	1:J:916:TRP:CH2	2.52	0.45
1:G:868:LYS:HA	1:G:868:LYS:HZ3	1.81	0.45
1:J:759:LEU:CD2	1:J:760:SER:H	2.25	0.45
1:A:902:ILE:CG2	1:A:903:THR:N	2.80	0.45
1:A:840:TRP:NE1	1:A:858:PRO:HB3	2.32	0.45
1:A:909:ASP:OD2	1:A:909:ASP:N	2.48	0.45
1:J:918:ASN:HB2	1:J:921:GLU:CG	2.47	0.45
1:D:664:ASN:C	1:D:664:ASN:ND2	2.70	0.45
1:J:818:ILE:HD11	1:J:864:PHE:CD2	2.52	0.45
1:J:818:ILE:CG2	1:J:819:THR:N	2.80	0.45
1:J:658:TYR:CE2	1:J:761:LEU:HD13	2.51	0.45
1:D:961:LEU:O	1:D:961:LEU:HD23	2.16	0.45
1:G:912:LYS:CB	1:G:927:GLN:HA	2.47	0.45
1:G:902:ILE:HG12	1:G:938:VAL:HA	2.00	0.44
1:J:680:ASN:HB2	1:J:681:ILE:HD12	1.99	0.44
1:D:643:THR:CB	1:D:771:ARG:HH12	2.29	0.44
1:D:636:VAL:HG22	1:D:781:GLU:OE1	2.16	0.44
1:A:753:LYS:O	1:A:756:ASP:N	2.48	0.44
1:J:722:PHE:C	1:J:724:ILE:N	2.70	0.44
1:A:895:LEU:HD13	1:A:917:TYR:HE1	1.82	0.44
1:G:696:ILE:HD12	1:G:696:ILE:N	2.32	0.44

*Continued on next page...*



*Continued from previous page...*

Atom-1	Atom-2	Interatomic distance (Å)	Clash overlap (Å)
1:D:659:ALA:HB2	1:D:683:PHE:CZ	2.53	0.44
1:A:689:ILE:HA	1:A:724:ILE:HD12	1.99	0.44
1:J:935:ALA:O	1:J:939:ASN:ND2	2.50	0.44
1:G:831:LEU:HD21	1:G:834:GLN:HG2	1.98	0.44
1:G:837:PHE:CD2	1:G:926:ILE:CG2	3.00	0.44
1:G:864:PHE:CB	1:G:866:HIS:HE1	2.30	0.44
1:J:748:PHE:N	1:J:748:PHE:CD2	2.86	0.44
1:G:657:GLY:HA3	1:G:755:LEU:HD11	1.98	0.44
1:J:833:MET:CG	1:J:940:GLU:HG2	2.45	0.44
1:D:633:ARG:HD3	1:D:786:SER:OG	2.17	0.44
1:A:832:LEU:HB2	1:A:865:LEU:HD12	1.99	0.44
1:G:835:GLY:N	1:G:937:TRP:HZ2	2.15	0.44
1:A:855:ARG:HG2	1:A:856:PHE:H	1.82	0.44
1:J:634:ARG:O	1:J:637:MET:HB3	2.16	0.44
1:G:897:MET:HE3	1:G:900:VAL:HB	2.00	0.44
1:A:685:ASN:ND2	1:A:728:TYR:HA	2.32	0.44
1:G:923:VAL:HG12	1:G:924:TYR:N	2.33	0.44
1:J:675:LEU:HD12	1:J:675:LEU:H	1.83	0.44
1:J:772:ILE:HD11	1:J:802:ILE:HG22	1.99	0.44
1:J:899:ALA:HB3	1:J:917:TYR:CE1	2.53	0.44
1:D:626:GLU:HA	1:D:626:GLU:OE2	2.18	0.44
1:G:671:ILE:O	1:G:671:ILE:HG23	2.18	0.44
1:D:695:ARG:NH1	1:D:695:ARG:HG2	2.31	0.44
1:J:828:LEU:HB2	1:J:829:GLY:H	1.61	0.44
1:J:872:PHE:HB2	1:J:893:GLN:O	2.18	0.44
1:J:675:LEU:HD12	1:J:675:LEU:N	2.33	0.44
1:D:925:ILE:N	1:D:925:ILE:CD1	2.78	0.44
1:J:909:ASP:HB3	1:J:912:LYS:HB2	1.99	0.44
1:D:933:ILE:H	1:D:933:ILE:HD12	1.82	0.44
1:A:932:GLU:N	1:A:932:GLU:OE2	2.43	0.43
1:G:833:MET:H	1:G:865:LEU:HB3	1.82	0.43
1:G:902:ILE:CG1	1:G:938:VAL:HG13	2.41	0.43
1:A:685:ASN:HD21	1:A:728:TYR:CB	2.31	0.43
1:A:831:LEU:HD13	1:A:866:HIS:CE1	2.53	0.43
1:G:813:MET:HA	1:G:816:ILE:CD1	2.48	0.43
1:G:874:LYS:HZ1	1:J:720:GLU:HB2	1.84	0.43
1:A:948:GLN:O	1:A:951:ALA:HB3	2.17	0.43
1:J:654:VAL:HG13	1:J:658:TYR:CD1	2.54	0.43
1:J:633:ARG:HD3	1:J:786:SER:OG	2.19	0.43
1:A:641:LEU:O	1:A:645:ARG:HG3	2.19	0.43
1:D:845:LYS:CD	1:D:845:LYS:H	2.30	0.43

*Continued on next page...*

*Continued from previous page...*

Atom-1	Atom-2	Interatomic distance (Å)	Clash overlap (Å)
1:G:930:THR:O	1:G:932:GLU:N	2.51	0.43
1:J:897:MET:CE	1:J:900:VAL:HG11	2.48	0.43
1:D:861:ARG:HH11	1:D:861:ARG:CG	2.28	0.43
1:G:906:VAL:O	1:G:908:GLY:N	2.41	0.43
1:J:941:ILE:C	1:J:943:LYS:H	2.21	0.43
1:J:640:LEU:O	1:J:644:GLU:HB2	2.18	0.43
1:J:671:ILE:CG1	1:J:672:SER:N	2.82	0.43
1:A:906:VAL:HG22	1:A:912:LYS:HB2	2.01	0.43
1:G:689:ILE:HA	1:G:724:ILE:HD12	2.01	0.43
1:J:841:THR:HB	1:J:843:HIS:CE1	2.53	0.43
1:D:864:PHE:HB2	1:D:871:LEU:HB2	2.01	0.43
1:A:940:GLU:O	1:A:944:VAL:HG23	2.19	0.43
1:A:781:GLU:O	1:A:784:LYS:HB3	2.18	0.43
1:J:863:LEU:HD21	1:J:872:PHE:CE1	2.54	0.43
1:A:925:ILE:N	1:A:925:ILE:CD1	2.73	0.43
1:G:633:ARG:CD	1:G:709:GLU:HG3	2.48	0.43
1:D:685:ASN:O	1:D:686:MET:C	2.57	0.43
1:G:664:ASN:HD22	1:G:664:ASN:C	2.21	0.43
1:J:689:ILE:O	1:J:690:TYR:C	2.57	0.43
1:J:862:HIS:CD2	1:J:889:TYR:HE2	2.36	0.43
1:A:677:ASN:C	1:A:679:LYS:H	2.21	0.43
1:A:932:GLU:O	1:A:935:ALA:HB3	2.18	0.43
1:J:739:TRP:O	1:J:743:SER:HB3	2.19	0.43
1:J:740:ARG:HH11	1:J:740:ARG:CB	2.30	0.43
1:G:719:MET:CE	1:G:805:ILE:HD11	2.37	0.43
1:G:733:PRO:CG	1:G:816:ILE:HG21	2.45	0.43
1:D:686:MET:O	1:D:687:GLU:C	2.56	0.43
1:J:661:GLU:HB3	1:J:747:PHE:CZ	2.54	0.43
1:D:906:VAL:CG2	1:D:912:LYS:HB2	2.49	0.43
1:D:825:LEU:HD23	1:D:825:LEU:N	2.34	0.43
1:A:876:ARG:HH22	1:D:713:ARG:HH12	1.65	0.43
1:D:738:LEU:HD12	1:D:742:CYS:SG	2.59	0.43
1:J:891:TYR:CD1	1:J:892:LYS:N	2.87	0.43
1:D:627:GLU:HA	1:D:627:GLU:OE1	2.19	0.43
1:J:717:GLU:O	1:J:718:ARG:HD3	2.18	0.43
1:J:903:THR:HB	1:J:914:GLU:HG2	2.00	0.43
1:G:840:TRP:CZ2	1:G:858:PRO:HA	2.54	0.43
1:D:707:CYS:N	1:D:708:PRO:CD	2.82	0.43
1:G:826:GLY:O	1:G:827:ASP:HB2	2.19	0.43
1:D:726:GLU:HA	1:D:809:VAL:CG2	2.49	0.43
1:A:814:HIS:CD2	1:A:889:TYR:OH	2.72	0.43

*Continued on next page...*

*Continued from previous page...*

Atom-1	Atom-2	Interatomic distance (Å)	Clash overlap (Å)
1:D:840:TRP:CZ2	1:D:858:PRO:HB3	2.54	0.43
1:G:779:LEU:HA	1:G:779:LEU:HD23	1.92	0.43
1:J:646:ALA:O	1:J:650:GLU:HG3	2.18	0.43
1:G:864:PHE:HB2	1:G:866:HIS:HE1	1.83	0.42
1:G:865:LEU:HD13	1:G:865:LEU:C	2.39	0.42
1:J:693:HIS:NE2	1:J:725:TYR:OH	2.50	0.42
1:J:698:LEU:HD23	1:J:698:LEU:O	2.19	0.42
1:G:912:LYS:HG2	1:G:913:PHE:N	2.34	0.42
1:J:697:PHE:HZ	1:J:715:PHE:CD2	2.38	0.42
1:J:834:GLN:CD	1:J:834:GLN:O	2.56	0.42
1:D:843:HIS:CD2	1:D:923:VAL:N	2.84	0.42
1:G:633:ARG:NH1	1:G:785:TYR:O	2.47	0.42
1:J:921:GLU:HG2	1:J:921:GLU:H	1.50	0.42
1:G:767:LYS:HA	1:G:767:LYS:HD3	1.84	0.42
1:G:868:LYS:HA	1:G:868:LYS:NZ	2.34	0.42
1:D:829:GLY:H	1:D:868:LYS:CB	2.30	0.42
1:J:949:LEU:C	1:J:951:ALA:H	2.22	0.42
1:D:650:GLU:OE2	1:D:767:LYS:HD2	2.18	0.42
1:G:818:ILE:HG21	1:G:889:TYR:N	2.30	0.42
1:J:770:GLN:O	1:J:773:THR:HB	2.20	0.42
1:J:730:GLN:CG	1:J:809:VAL:HG13	2.47	0.42
1:A:918:ASN:HB3	1:A:919:ALA:H	1.49	0.42
1:J:941:ILE:C	1:J:943:LYS:N	2.73	0.42
1:D:903:THR:CB	1:D:914:GLU:HG2	2.34	0.42
1:A:949:LEU:O	1:A:951:ALA:N	2.51	0.42
1:J:830:LYS:N	1:J:867:GLU:HG3	2.28	0.42
1:G:633:ARG:HD2	1:G:709:GLU:HG3	2.00	0.42
1:D:912:LYS:HA	1:D:926:ILE:O	2.19	0.42
1:G:764:TYR:HA	1:G:767:LYS:HG2	2.02	0.42
1:D:896:ASN:O	1:D:898:THR:N	2.52	0.42
1:D:897:MET:HA	1:D:900:VAL:HG21	2.00	0.42
1:A:828:LEU:O	1:A:866:HIS:HB3	2.19	0.42
1:A:918:ASN:CB	1:A:921:GLU:OE2	2.67	0.42
1:A:675:LEU:HA	1:A:678:LYS:CG	2.48	0.42
1:J:669:HIS:ND1	1:J:670:LEU:HG	2.35	0.42
1:A:953:ARG:HG3	1:A:953:ARG:NH1	2.32	0.42
1:D:632:LEU:HB3	1:D:785:TYR:CE1	2.55	0.42
1:G:823:GLY:C	1:G:825:LEU:H	2.23	0.42
1:D:832:LEU:HD13	1:D:865:LEU:HD13	2.02	0.42
1:J:892:LYS:HA	1:J:892:LYS:HD3	1.76	0.42
1:G:716:LEU:HD21	1:G:797:GLU:HB3	2.02	0.42

*Continued on next page...*

*Continued from previous page...*

Atom-1	Atom-2	Interatomic distance (Å)	Clash overlap (Å)
1:J:693:HIS:HE2	1:J:725:TYR:HH	1.62	0.42
1:J:708:PRO:HG2	1:J:709:GLU:OE2	2.19	0.42
1:G:948:GLN:C	1:G:950:GLN:N	2.73	0.42
1:D:893:GLN:HB2	1:D:893:GLN:HE21	1.66	0.42
1:G:872:PHE:CZ	1:G:915:ILE:HD12	2.55	0.42
1:J:708:PRO:C	1:J:710:LEU:N	2.73	0.42
1:D:729:CYS:HB3	1:D:809:VAL:HG11	2.01	0.42
1:G:912:LYS:CG	1:G:927:GLN:HA	2.50	0.42
1:G:930:THR:C	1:G:932:GLU:H	2.23	0.42
1:G:886:ALA:N	1:G:887:PRO:CD	2.76	0.42
1:J:906:VAL:CG2	1:J:912:LYS:HB3	2.50	0.42
1:G:693:HIS:O	1:G:698:LEU:HB2	2.19	0.42
1:D:697:PHE:O	1:D:698:LEU:C	2.58	0.42
1:A:669:HIS:CE1	1:A:670:LEU:HG	2.55	0.42
1:J:770:GLN:HG3	1:J:771:ARG:H	1.83	0.41
1:G:671:ILE:HD13	1:G:671:ILE:C	2.40	0.41
1:G:678:LYS:HB3	1:G:738:LEU:CD2	2.50	0.41
1:J:711:VAL:HG22	1:J:711:VAL:O	2.19	0.41
1:J:865:LEU:HG	1:J:941:ILE:HD11	2.02	0.41
1:G:753:LYS:O	1:G:756:ASP:N	2.49	0.41
1:J:728:TYR:O	1:J:732:LYS:HB2	2.19	0.41
1:A:828:LEU:HD22	1:A:871:LEU:HD11	2.03	0.41
1:J:819:THR:HG23	1:J:890:SER:CA	2.46	0.41
1:D:637:MET:HE2	1:D:708:PRO:HA	2.02	0.41
1:G:755:LEU:HB3	1:G:757:HIS:CD2	2.55	0.41
1:A:732:LYS:N	1:A:733:PRO:HD2	2.35	0.41
1:D:745:CYS:HA	1:D:746:PRO:HD3	1.91	0.41
1:J:643:THR:HB	1:J:771:ARG:HH12	1.84	0.41
1:D:896:ASN:C	1:D:898:THR:H	2.23	0.41
1:G:641:LEU:O	1:G:645:ARG:HG3	2.20	0.41
1:G:736:GLU:O	1:G:740:ARG:HB2	2.19	0.41
1:D:656:GLU:HA	1:D:660:ALA:HB3	2.02	0.41
1:D:713:ARG:HD2	1:D:713:ARG:HA	1.93	0.41
1:A:651:LEU:O	1:A:655:LEU:HG	2.20	0.41
1:G:626:GLU:O	1:G:627:GLU:C	2.58	0.41
1:A:769:VAL:O	1:A:772:ILE:HG22	2.20	0.41
1:J:695:ARG:HB2	1:J:696:ILE:HD12	2.00	0.41
1:D:772:ILE:CD1	1:D:802:ILE:HG23	2.51	0.41
1:A:909:ASP:OD2	1:A:912:LYS:HG3	2.20	0.41
1:D:650:GLU:OE2	1:D:767:LYS:CE	2.68	0.41
1:G:824:ASN:O	1:G:826:GLY:N	2.53	0.41

*Continued on next page...*

*Continued from previous page...*

Atom-1	Atom-2	Interatomic distance (Å)	Clash overlap (Å)
1:A:696:ILE:HD12	1:A:696:ILE:N	2.36	0.41
1:D:886:ALA:O	1:D:887:PRO:C	2.58	0.41
1:G:634:ARG:NH2	1:G:705:ILE:HD12	2.36	0.41
1:J:815:LEU:CD1	1:J:818:ILE:HD12	2.51	0.41
1:A:764:TYR:HA	1:A:767:LYS:HG2	2.02	0.41
1:D:824:ASN:C	1:D:826:GLY:N	2.74	0.41
1:J:654:VAL:HG12	1:J:683:PHE:CE2	2.56	0.41
1:D:738:LEU:HD11	1:D:742:CYS:SG	2.60	0.41
1:J:942:ARG:HD3	1:J:942:ARG:HA	1.92	0.41
1:A:802:ILE:HD13	1:A:802:ILE:HG21	1.85	0.41
1:J:697:PHE:CZ	1:J:722:PHE:HZ	2.38	0.41
1:G:914:GLU:HG2	1:G:925:ILE:HA	2.03	0.41
1:D:902:ILE:CG2	1:D:903:THR:N	2.83	0.41
1:G:672:SER:O	1:G:675:LEU:HB2	2.21	0.41
1:D:956:SER:O	1:D:959:ARG:HG2	2.21	0.41
1:J:658:TYR:CE2	1:J:761:LEU:HB2	2.55	0.41
1:G:939:ASN:C	1:G:941:ILE:N	2.75	0.41
1:J:695:ARG:NH1	1:J:695:ARG:HG2	2.35	0.41
1:G:644:GLU:O	1:G:648:VAL:HG23	2.21	0.41
1:D:784:LYS:HE2	1:D:785:TYR:HE2	1.86	0.41
1:A:720:GLU:HA	1:A:723:GLN:HE21	1.85	0.41
1:J:663:ASP:O	1:J:665:PRO:HD3	2.21	0.41
1:D:872:PHE:O	1:D:892:LYS:HB2	2.21	0.41
1:G:837:PHE:CZ	1:G:933:ILE:HG22	2.56	0.41
1:J:722:PHE:O	1:J:723:GLN:C	2.60	0.41
1:A:685:ASN:HB2	1:A:688:GLU:HB3	2.02	0.41
1:D:779:LEU:HB2	1:D:799:LEU:HD13	2.03	0.41
1:J:833:MET:CE	1:J:936:ALA:HB1	2.51	0.41
1:A:815:LEU:HD11	1:A:825:LEU:HD12	2.02	0.41
1:G:732:LYS:N	1:G:733:PRO:HD2	2.36	0.41
1:J:708:PRO:O	1:J:710:LEU:N	2.53	0.41
1:G:769:VAL:O	1:G:772:ILE:HG22	2.21	0.41
1:G:868:LYS:HA	1:G:868:LYS:CE	2.50	0.40
1:G:912:LYS:HG3	1:G:927:GLN:N	2.35	0.40
1:J:748:PHE:N	1:J:748:PHE:HD2	2.19	0.40
1:D:918:ASN:O	1:D:920:ARG:N	2.49	0.40
1:J:786:SER:C	1:J:788:HIS:H	2.22	0.40
1:D:813:MET:O	1:D:816:ILE:HG13	2.22	0.40
1:G:912:LYS:H	1:G:934:LYS:HE2	1.87	0.40
1:J:681:ILE:O	1:J:735:SER:HB2	2.21	0.40
1:J:748:PHE:O	1:J:752:GLN:HB2	2.21	0.40

*Continued on next page...*

Continued from previous page...

Atom-1	Atom-2	Interatomic distance (Å)	Clash overlap (Å)
1:A:903:THR:CB	1:A:914:GLU:HG2	2.35	0.40
1:J:722:PHE:HD2	1:J:725:TYR:CD1	2.40	0.40
1:G:685:ASN:HB2	1:G:688:GLU:HB3	2.03	0.40
1:G:829:GLY:N	1:G:868:LYS:HG3	2.37	0.40
1:D:830:LYS:HG2	1:D:867:GLU:CD	2.42	0.40
1:J:905:ASN:ND2	1:J:934:LYS:NZ	2.68	0.40
1:J:689:ILE:O	1:J:692:PHE:HB3	2.21	0.40
1:G:818:ILE:HB	1:G:889:TYR:HB2	2.04	0.40
1:G:818:ILE:CB	1:G:889:TYR:H	2.34	0.40
1:D:937:TRP:O	1:D:941:ILE:HG13	2.21	0.40
1:J:866:HIS:HB3	1:J:867:GLU:H	1.72	0.40
1:G:721:GLU:O	1:G:724:ILE:HG23	2.21	0.40
1:J:629:LEU:HD22	1:J:785:TYR:CB	2.52	0.40
1:G:637:MET:HE2	1:G:708:PRO:HB3	2.03	0.40
1:J:793:GLU:O	1:J:794:ASP:C	2.60	0.40
1:D:739:TRP:CE2	1:D:743:SER:HB3	2.57	0.40

There are no symmetry-related clashes.

## 5.3 Torsion angles [i](#)

### 5.3.1 Protein backbone [i](#)

In the following table, the Percentiles column shows the percent Ramachandran outliers of the chain as a percentile score with respect to all X-ray entries followed by that with respect to entries of similar resolution.

The Analysed column shows the number of residues for which the backbone conformation was analysed, and the total number of residues.

Mol	Chain	Analysed	Favoured	Allowed	Outliers	Percentiles	
1	A	311/353 (88%)	274 (88%)	31 (10%)	6 (2%)	10	43
1	D	325/353 (92%)	281 (86%)	37 (11%)	7 (2%)	8	38
1	G	301/353 (85%)	228 (76%)	52 (17%)	21 (7%)	1	7
1	J	314/353 (89%)	213 (68%)	77 (24%)	24 (8%)	1	6
All	All	1251/1412 (89%)	996 (80%)	197 (16%)	58 (5%)	3	18

All (58) Ramachandran outliers are listed below:

Mol	Chain	Res	Type
1	A	920	ARG
1	D	668	ALA
1	D	887	PRO
1	G	816	ILE
1	G	827	ASP
1	G	858	PRO
1	G	886	ALA
1	G	890	SER
1	G	899	ALA
1	G	911	LYS
1	J	760	SER
1	J	769	VAL
1	J	787	LYS
1	J	788	HIS
1	J	792	ALA
1	J	842	ASP
1	J	857	LYS
1	J	858	PRO
1	J	904	GLU
1	A	822	ASP
1	A	950	GLN
1	D	829	GLY
1	D	897	MET
1	G	673	THR
1	G	834	GLN
1	G	859	MET
1	G	884	GLU
1	G	907	LYS
1	G	921	GLU
1	J	834	GLN
1	J	896	ASN
1	A	825	LEU
1	A	897	MET
1	D	854	ALA
1	G	817	ALA
1	G	822	ASP
1	G	825	LEU
1	G	904	GLU
1	G	931	PRO
1	J	628	SER
1	J	826	GLY
1	J	849	LYS
1	G	919	ALA

*Continued on next page...*

*Continued from previous page...*

Mol	Chain	Res	Type
1	J	793	GLU
1	J	906	VAL
1	J	920	ARG
1	A	625	GLU
1	D	877	GLU
1	D	899	ALA
1	G	797	GLU
1	J	627	GLU
1	J	686	MET
1	J	850	VAL
1	J	673	THR
1	J	690	TYR
1	J	741	GLN
1	G	818	ILE
1	J	816	ILE

### 5.3.2 Protein sidechains ⓘ

In the following table, the Percentiles column shows the percent sidechain outliers of the chain as a percentile score with respect to all X-ray entries followed by that with respect to entries of similar resolution.

The Analysed column shows the number of residues for which the sidechain conformation was analysed, and the total number of residues.

Mol	Chain	Analysed	Rotameric	Outliers	Percentiles	
1	A	285/316 (90%)	256 (90%)	29 (10%)	9	33
1	D	296/316 (94%)	266 (90%)	30 (10%)	9	34
1	G	273/316 (86%)	253 (93%)	20 (7%)	17	52
1	J	274/316 (87%)	254 (93%)	20 (7%)	17	52
All	All	1128/1264 (89%)	1029 (91%)	99 (9%)	12	42

All (99) residues with a non-rotameric sidechain are listed below:

Mol	Chain	Res	Type
1	A	635	HIS
1	A	641	LEU
1	A	664	ASN
1	A	685	ASN
1	A	694	ASN
1	A	698	LEU

*Continued on next page...*



*Continued from previous page...*

Mol	Chain	Res	Type
1	A	699	ARG
1	A	705	ILE
1	A	709	GLU
1	A	710	LEU
1	A	730	GLN
1	A	825	LEU
1	A	827	ASP
1	A	828	LEU
1	A	832	LEU
1	A	861	ARG
1	A	893	GLN
1	A	896	ASN
1	A	898	THR
1	A	902	ILE
1	A	905	ASN
1	A	906	VAL
1	A	907	LYS
1	A	910	THR
1	A	911	LYS
1	A	945	LEU
1	A	948	GLN
1	A	954	GLU
1	A	958	HIS
1	D	631	ILE
1	D	641	LEU
1	D	653	CYS
1	D	673	THR
1	D	675	LEU
1	D	685	ASN
1	D	697	PHE
1	D	698	LEU
1	D	709	GLU
1	D	741	GLN
1	D	786	SER
1	D	787	LYS
1	D	788	HIS
1	D	789	CYS
1	D	797	GLU
1	D	799	LEU
1	D	825	LEU
1	D	827	ASP
1	D	830	LYS

*Continued on next page...*

*Continued from previous page...*

Mol	Chain	Res	Type
1	D	831	LEU
1	D	845	LYS
1	D	855	ARG
1	D	861	ARG
1	D	887	PRO
1	D	893	GLN
1	D	896	ASN
1	D	902	ILE
1	D	905	ASN
1	D	906	VAL
1	D	930	THR
1	G	635	HIS
1	G	664	ASN
1	G	671	ILE
1	G	685	ASN
1	G	694	ASN
1	G	698	LEU
1	G	699	ARG
1	G	705	ILE
1	G	709	GLU
1	G	710	LEU
1	G	730	GLN
1	G	794	ASP
1	G	810	ASN
1	G	821	TYR
1	G	868	LYS
1	G	885	LYS
1	G	896	ASN
1	G	904	GLU
1	G	907	LYS
1	G	920	ARG
1	J	653	CYS
1	J	664	ASN
1	J	685	ASN
1	J	705	ILE
1	J	713	ARG
1	J	719	MET
1	J	752	GLN
1	J	759	LEU
1	J	772	ILE
1	J	783	LEU
1	J	797	GLU

*Continued on next page...*

*Continued from previous page...*

Mol	Chain	Res	Type
1	J	814	HIS
1	J	828	LEU
1	J	856	PHE
1	J	865	LEU
1	J	889	TYR
1	J	896	ASN
1	J	897	MET
1	J	904	GLU
1	J	917	TYR

Some sidechains can be flipped to improve hydrogen bonding and reduce clashes. All (56) such sidechains are listed below:

Mol	Chain	Res	Type
1	A	664	ASN
1	A	676	GLN
1	A	677	ASN
1	A	685	ASN
1	A	694	ASN
1	A	723	GLN
1	A	730	GLN
1	A	757	HIS
1	A	796	GLN
1	A	814	HIS
1	A	843	HIS
1	A	866	HIS
1	A	893	GLN
1	A	896	ASN
1	A	905	ASN
1	A	918	ASN
1	A	948	GLN
1	A	958	HIS
1	D	664	ASN
1	D	685	ASN
1	D	723	GLN
1	D	731	ASN
1	D	741	GLN
1	D	843	HIS
1	D	860	GLN
1	D	893	GLN
1	D	896	ASN
1	D	905	ASN
1	G	664	ASN

*Continued on next page...*

*Continued from previous page...*

Mol	Chain	Res	Type
1	G	677	ASN
1	G	685	ASN
1	G	694	ASN
1	G	723	GLN
1	G	757	HIS
1	G	824	ASN
1	G	834	GLN
1	G	866	HIS
1	G	896	ASN
1	G	918	ASN
1	J	638	ASN
1	J	664	ASN
1	J	669	HIS
1	J	677	ASN
1	J	685	ASN
1	J	694	ASN
1	J	723	GLN
1	J	731	ASN
1	J	741	GLN
1	J	749	GLN
1	J	752	GLN
1	J	770	GLN
1	J	834	GLN
1	J	860	GLN
1	J	896	ASN
1	J	905	ASN
1	J	939	ASN

### 5.3.3 RNA ⓘ

There are no RNA molecules in this entry.

### 5.4 Non-standard residues in protein, DNA, RNA chains ⓘ

There are no non-standard protein/DNA/RNA residues in this entry.

### 5.5 Carbohydrates ⓘ

There are no carbohydrates in this entry.

## 5.6 Ligand geometry

There are no ligands in this entry.

## 5.7 Other polymers

There are no such residues in this entry.

## 5.8 Polymer linkage issues

There are no chain breaks in this entry.

## 6 Fit of model and data

### 6.1 Protein, DNA and RNA chains

In the following table, the column labelled ‘#RSRZ> 2’ contains the number (and percentage) of RSRZ outliers, followed by percent RSRZ outliers for the chain as percentile scores relative to all X-ray entries and entries of similar resolution. The OWAB column contains the minimum, median, 95<sup>th</sup> percentile and maximum values of the occupancy-weighted average B-factor per residue. The column labelled ‘Q< 0.9’ lists the number of (and percentage) of residues with an average occupancy less than 0.9.

Mol	Chain	Analysed	<RSRZ>	#RSRZ>2	OWAB(Å <sup>2</sup> )	Q<0.9
1	A	317/353 (89%)	-0.38	3 (0%) 85 64	23, 58, 134, 177	0
1	D	331/353 (93%)	-0.32	11 (3%) 50 22	31, 58, 140, 173	0
1	G	307/353 (86%)	0.10	24 (7%) 16 6	39, 95, 172, 201	0
1	J	318/353 (90%)	0.36	37 (11%) 6 2	63, 121, 185, 201	0
All	All	1273/1412 (90%)	-0.06	75 (5%) 26 10	23, 80, 172, 201	0

All (75) RSRZ outliers are listed below:

Mol	Chain	Res	Type	RSRZ
1	G	912	LYS	5.8
1	D	961	LEU	5.3
1	G	883	TYR	4.9
1	G	842	ASP	4.7
1	J	752	GLN	4.5
1	G	921	GLU	4.5
1	J	743	SER	4.4
1	J	742	CYS	4.3
1	J	755	LEU	4.2
1	J	751	CYS	4.1
1	J	950	GLN	4.0
1	G	919	ALA	3.9
1	J	848	THR	3.9
1	G	906	VAL	3.8
1	G	907	LYS	3.8
1	J	846	GLY	3.8
1	G	884	GLU	3.8
1	J	949	LEU	3.7
1	A	958	HIS	3.5
1	J	756	ASP	3.4
1	J	748	PHE	3.4

*Continued on next page...*

*Continued from previous page...*

Mol	Chain	Res	Type	RSRZ
1	J	666	LEU	3.3
1	J	746	PRO	3.2
1	J	757	HIS	3.2
1	D	960	ALA	3.2
1	G	905	ASN	3.1
1	G	824	ASN	3.1
1	J	753	LYS	3.1
1	J	847	HIS	3.0
1	G	885	LYS	2.9
1	A	956	SER	2.8
1	J	744	ASP	2.8
1	D	878	GLU	2.8
1	J	671	ILE	2.8
1	D	951	ALA	2.7
1	J	952	CYS	2.7
1	J	750	GLU	2.7
1	D	950	GLN	2.7
1	G	909	ASP	2.7
1	D	958	HIS	2.7
1	J	745	CYS	2.6
1	G	840	TRP	2.6
1	J	652	LEU	2.6
1	G	841	THR	2.6
1	D	962	GLU	2.6
1	J	945	LEU	2.5
1	J	876	ARG	2.5
1	J	942	ARG	2.5
1	G	827	ASP	2.5
1	D	959	ARG	2.5
1	G	819	THR	2.4
1	G	817	ALA	2.4
1	G	859	MET	2.4
1	J	661	GLU	2.4
1	J	877	GLU	2.3
1	J	663	ASP	2.3
1	D	917	TYR	2.3
1	D	952	CYS	2.3
1	J	681	ILE	2.3
1	J	656	GLU	2.2
1	G	818	ILE	2.2
1	J	739	TRP	2.1
1	J	673	THR	2.1

*Continued on next page...*

*Continued from previous page...*

Mol	Chain	Res	Type	RSRZ
1	J	667	MET	2.1
1	J	670	LEU	2.1
1	G	860	GLN	2.1
1	G	678	LYS	2.1
1	G	825	LEU	2.1
1	D	956	SER	2.0
1	G	910	THR	2.0
1	J	768	PRO	2.0
1	A	954	GLU	2.0
1	G	903	THR	2.0
1	J	665	PRO	2.0
1	J	664	ASN	2.0

## 6.2 Non-standard residues in protein, DNA, RNA chains [i](#)

There are no non-standard protein/DNA/RNA residues in this entry.

## 6.3 Carbohydrates [i](#)

There are no carbohydrates in this entry.

## 6.4 Ligands [i](#)

There are no ligands in this entry.

## 6.5 Other polymers [i](#)

There are no such residues in this entry.