



Full wwPDB X-ray Structure Validation Report ⓘ

Feb 1, 2016 – 12:42 PM GMT

PDB ID : 3RSB
Title : Structure of the Archaeal GTP:AdoCbi-P Guanylyltransferase (CobY) from Methanocaldococcus jannaschii
Authors : Newmister, S.A.; Otte, M.M.; Escalante-Semerena, J.C.; Rayment, I.
Deposited on : 2011-05-02
Resolution : 2.80 Å(reported)

This is a Full wwPDB X-ray Structure Validation Report for a publicly released PDB entry.
We welcome your comments at validation@mail.wwpdb.org
A user guide is available at
<http://wwpdb.org/validation/2016/XrayValidationReportHelp>
with specific help available everywhere you see the ⓘ symbol.

The following versions of software and data (see [references ⓘ](#)) were used in the production of this report:

MolProbity : 4.02b-467
Mogul : 1.7 (RC4), CSD as536be (2015)
Xtriage (Phenix) : 1.9-1692
EDS : rb-20026688
Percentile statistics : 20151230.v01 (using entries in the PDB archive December 30th 2015)
Refmac : 5.8.0135
CCP4 : 6.5.0
Ideal geometry (proteins) : Engh & Huber (2001)
Ideal geometry (DNA, RNA) : Parkinson et al. (1996)
Validation Pipeline (wwPDB-VP) : trunk26865

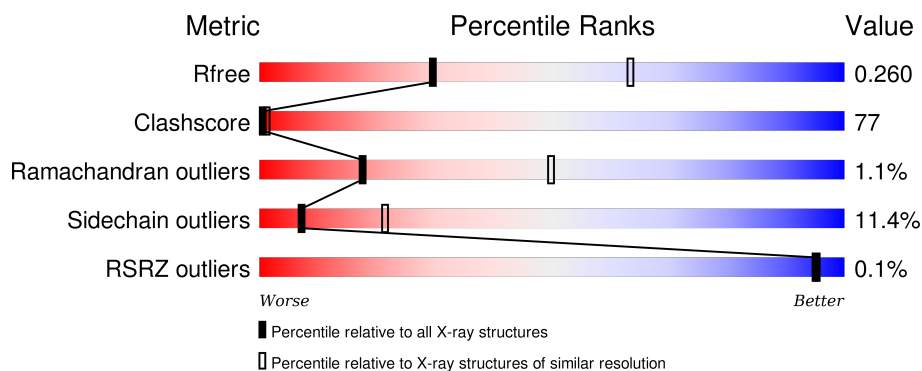
1 Overall quality at a glance

The following experimental techniques were used to determine the structure:

X-RAY DIFFRACTION

The reported resolution of this entry is 2.80 Å.

Percentile scores (ranging between 0-100) for global validation metrics of the entry are shown in the following graphic. The table shows the number of entries on which the scores are based.



Metric	Whole archive (#Entries)	Similar resolution (#Entries, resolution range(Å))
R_{free}	91344	2393 (2.80-2.80)
Clashscore	102246	2827 (2.80-2.80)
Ramachandran outliers	100387	2782 (2.80-2.80)
Sidechain outliers	100360	2784 (2.80-2.80)
RSRZ outliers	91569	2404 (2.80-2.80)

The table below summarises the geometric issues observed across the polymeric chains and their fit to the electron density. The red, orange, yellow and green segments on the lower bar indicate the fraction of residues that contain outliers for ≥ 3 , 2, 1 and 0 types of geometric quality criteria. A grey segment represents the fraction of residues that are not modelled. The numeric value for each fraction is indicated below the corresponding segment, with a dot representing fractions $\leq 5\%$. The upper red bar (where present) indicates the fraction of residues that have poor fit to the electron density. The numeric value is given above the bar.

Mol	Chain	Length	Quality of chain
1	A	196	
1	B	196	
1	C	196	
1	D	196	

The following table lists non-polymeric compounds, carbohydrate monomers and non-standard residues in protein, DNA, RNA chains that are outliers for geometric or electron-density-fit crite-

ria:

Mol	Type	Chain	Res	Chirality	Geometry	Clashes	Electron density
2	GTP	B	197	-	-	X	-

2 Entry composition

There are 3 unique types of molecules in this entry. The entry contains 5912 atoms, of which 0 are hydrogens and 0 are deuteriums.

In the tables below, the ZeroOcc column contains the number of atoms modelled with zero occupancy, the AltConf column contains the number of residues with at least one atom in alternate conformation and the Trace column contains the number of residues modelled with at most 2 atoms.

- Molecule 1 is a protein called Adenosylcobinamide-phosphate guanylyltransferase.

Mol	Chain	Residues	Atoms						ZeroOcc	AltConf	Trace
1	A	177	Total	C	N	O	S	Se	0	0	0
			1389	905	217	257	4	6			
1	B	185	Total	C	N	O	S	Se	0	0	0
			1440	934	226	270	4	6			
1	C	181	Total	C	N	O	S	Se	0	0	0
			1405	913	222	260	4	6			
1	D	180	Total	C	N	O	S	Se	0	0	0
			1400	910	221	259	4	6			

There are 4 discrepancies between the modelled and reference sequences:

Chain	Residue	Modelled	Actual	Comment	Reference
A	153	ASP	GLY	ENGINEERED MUTATION	UNP Q58517
B	153	ASP	GLY	ENGINEERED MUTATION	UNP Q58517
C	153	ASP	GLY	ENGINEERED MUTATION	UNP Q58517
D	153	ASP	GLY	ENGINEERED MUTATION	UNP Q58517

- Molecule 2 is GUANOSINE-5'-TRIPHOSPHATE (three-letter code: GTP) (formula: $C_{10}H_{16}N_5O_{14}P_3$).



Mol	Chain	Residues	Atoms					ZeroOcc	AltConf
2	A	1	Total	C	N	O	P	0	0
			32	10	5	14	3		
2	B	1	Total	C	N	O	P	0	0
			32	10	5	14	3		
2	C	1	Total	C	N	O	P	0	0
			32	10	5	14	3		
2	D	1	Total	C	N	O	P	0	0
			32	10	5	14	3		

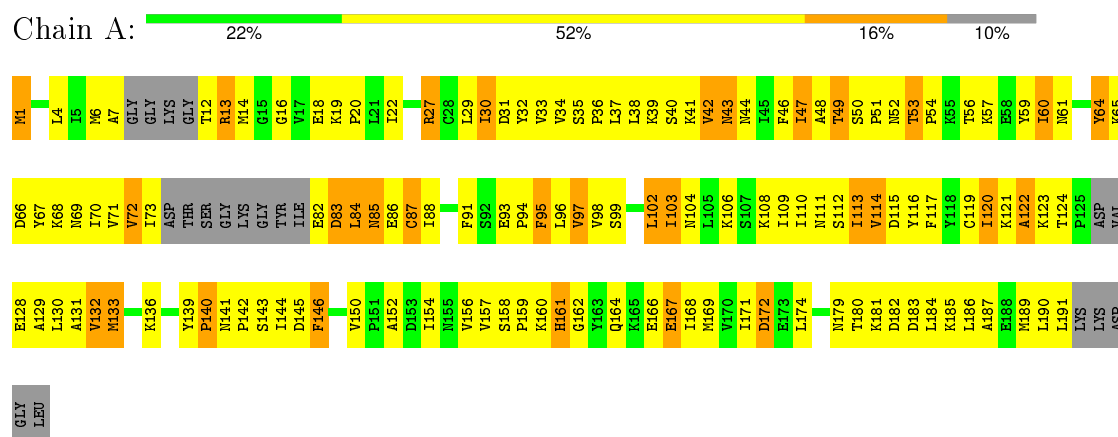
- Molecule 3 is water.

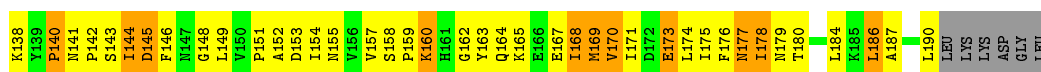
Mol	Chain	Residues	Atoms		ZeroOcc	AltConf
3	A	37	Total	O	0	0
			37	37		
3	B	43	Total	O	0	0
			43	43		
3	C	29	Total	O	0	0
			29	29		
3	D	41	Total	O	0	0
			41	41		

3 Residue-property plots

These plots are drawn for all protein, RNA and DNA chains in the entry. The first graphic for a chain summarises the proportions of errors displayed in the second graphic. The second graphic shows the sequence view annotated by issues in geometry and electron density. Residues are color-coded according to the number of geometric quality criteria for which they contain at least one outlier: green = 0, yellow = 1, orange = 2 and red = 3 or more. A red dot above a residue indicates a poor fit to the electron density ($RSRZ > 2$). Stretches of 2 or more consecutive residues without any outlier are shown as a green connector. Residues present in the sample, but not in the model, are shown in grey.

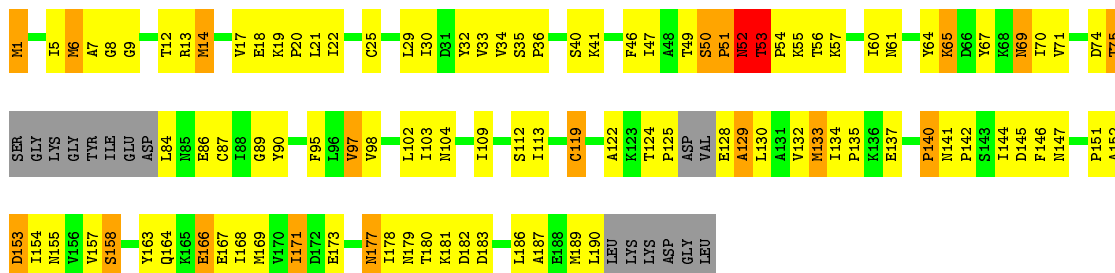
• Molecule 1: Adenosylcobinamide-phosphate guanylyltransferase





● Molecule 1: Adenosylcobinamide-phosphate guanylyltransferase

Chain D: 38% 43% 9% 8%



4 Data and refinement statistics

Property	Value	Source
Space group	P 31	Depositor
Cell constants a, b, c, α , β , γ	63.60 Å 63.60 Å 222.50 Å 90.00° 90.00° 120.00°	Depositor
Resolution (Å)	19.57 – 2.80 19.57 – 2.80	Depositor EDS
% Data completeness (in resolution range)	92.7 (19.57-2.80) 92.7 (19.57-2.80)	Depositor EDS
R_{merge}	0.10	Depositor
R_{sym}	(Not available)	Depositor
$\langle I/\sigma(I) \rangle$ ¹	3.62 (at 2.79 Å)	Xtriage
Refinement program	REFMAC 5.5.0066	Depositor
R, R_{free}	0.256 , 0.279 0.249 , 0.260	Depositor DCC
R_{free} test set	1179 reflections (5.44%)	DCC
Wilson B-factor (Å ²)	53.7	Xtriage
Anisotropy	0.010	Xtriage
Bulk solvent k_{sol} (e/Å ³), B_{sol} (Å ²)	0.31 , 38.4	EDS
Estimated twinning fraction	0.838 for H, K, L 0.083 for -H, H+K, -L 0.079 for K, H, -L 0.020 for -h,-k,l 0.074 for h,-h-k,-l 0.051 for -k,-h,-l	Xtriage
Reported twinning fraction	0.838 for H, K, L 0.083 for -H, H+K, -L 0.079 for K, H, -L	Depositor
L-test for twinning ²	$\langle L \rangle = 0.46$, $\langle L^2 \rangle = 0.28$	Xtriage
Outliers	0 of 22907 reflections	Xtriage
F_o, F_c correlation	0.89	EDS
Total number of atoms	5912	wwPDB-VP
Average B, all atoms (Å ²)	47.0	wwPDB-VP

Xtriage's analysis on translational NCS is as follows: *The largest off-origin peak in the Patterson function is 10.21% of the height of the origin peak. No significant pseudotranslation is detected.*

¹ Intensities estimated from amplitudes.

² Theoretical values of $\langle |L| \rangle$, $\langle L^2 \rangle$ for acentric reflections are 0.5, 0.375 respectively for untwinned datasets, and 0.333, 0.2 for perfectly twinned datasets.

5 Model quality

5.1 Standard geometry

Bond lengths and bond angles in the following residue types are not validated in this section: GTP

The Z score for a bond length (or angle) is the number of standard deviations the observed value is removed from the expected value. A bond length (or angle) with $|Z| > 5$ is considered an outlier worth inspection. RMSZ is the root-mean-square of all Z scores of the bond lengths (or angles).

Mol	Chain	Bond lengths		Bond angles	
		RMSZ	# Z >5	RMSZ	# Z >5
1	A	1.76	8/1407 (0.6%)	1.16	4/1894 (0.2%)
1	B	1.93	15/1460 (1.0%)	1.13	5/1968 (0.3%)
1	C	1.75	7/1425 (0.5%)	1.09	1/1919 (0.1%)
1	D	1.87	13/1419 (0.9%)	1.11	4/1910 (0.2%)
All	All	1.83	43/5711 (0.8%)	1.12	14/7691 (0.2%)

All (43) bond length outliers are listed below:

Mol	Chain	Res	Type	Atoms	Z	Observed(Å)	Ideal(Å)
1	C	87	CYS	CB-SG	-9.17	1.66	1.82
1	B	87	CYS	CB-SG	-7.99	1.68	1.82
1	B	139	TYR	CD2-CE2	-7.72	1.27	1.39
1	D	1	MSE	CG-SE	-7.59	1.69	1.95
1	B	139	TYR	CD1-CE1	-7.41	1.28	1.39
1	D	133	MSE	CG-SE	-7.37	1.70	1.95
1	B	14	MSE	CG-SE	-7.34	1.70	1.95
1	D	6	MSE	CG-SE	-7.20	1.71	1.95
1	B	28	CYS	CB-SG	-7.15	1.70	1.82
1	B	6	MSE	CG-SE	-7.09	1.71	1.95
1	C	25	CYS	CB-SG	-7.04	1.70	1.82
1	B	1	MSE	CG-SE	-6.85	1.72	1.95
1	C	1	MSE	CG-SE	-6.83	1.72	1.95
1	D	87	CYS	CB-SG	-6.69	1.70	1.82
1	A	1	MSE	CG-SE	-6.42	1.73	1.95
1	B	139	TYR	CE1-CZ	-6.39	1.30	1.38
1	B	133	MSE	CG-SE	-6.23	1.74	1.95
1	A	133	MSE	CG-SE	-6.23	1.74	1.95
1	A	167	GLU	CG-CD	-6.18	1.42	1.51
1	C	14	MSE	CG-SE	-6.07	1.74	1.95
1	D	14	MSE	CG-SE	-6.06	1.74	1.95
1	B	67	TYR	CD1-CE1	-6.00	1.30	1.39

Continued on next page...

Continued from previous page...

Mol	Chain	Res	Type	Atoms	Z	Observed(Å)	Ideal(Å)
1	B	82	GLU	CG-CD	-5.98	1.43	1.51
1	C	133	MSE	CG-SE	-5.86	1.75	1.95
1	C	6	MSE	CG-SE	-5.84	1.75	1.95
1	C	92	SER	CA-CB	-5.81	1.44	1.52
1	B	98	VAL	CB-CG2	-5.71	1.40	1.52
1	D	129	ALA	CA-CB	-5.68	1.40	1.52
1	D	119	CYS	CB-SG	-5.64	1.72	1.81
1	A	87	CYS	CB-SG	-5.63	1.72	1.81
1	B	59	TYR	CD2-CE2	-5.62	1.30	1.39
1	B	67	TYR	CE2-CZ	-5.58	1.31	1.38
1	A	64	TYR	CD1-CE1	-5.53	1.31	1.39
1	B	157	VAL	CB-CG1	-5.52	1.41	1.52
1	A	6	MSE	CG-SE	-5.44	1.76	1.95
1	D	25	CYS	CB-SG	-5.41	1.73	1.81
1	A	139	TYR	CE1-CZ	-5.41	1.31	1.38
1	D	157	VAL	CB-CG1	-5.31	1.41	1.52
1	D	157	VAL	CA-CB	-5.28	1.43	1.54
1	D	33	VAL	CB-CG2	-5.25	1.41	1.52
1	D	97	VAL	CB-CG2	-5.22	1.41	1.52
1	A	72	VAL	CB-CG1	-5.12	1.42	1.52
1	D	166	GLU	CG-CD	-5.04	1.44	1.51

All (14) bond angle outliers are listed below:

Mol	Chain	Res	Type	Atoms	Z	Observed(°)	Ideal(°)
1	A	85	ASN	N-CA-C	-8.80	87.24	111.00
1	B	139	TYR	C-N-CD	-7.42	104.27	120.60
1	D	155	ASN	N-CA-C	-6.56	93.28	111.00
1	D	158	SER	N-CA-C	-6.26	94.11	111.00
1	B	71	VAL	CB-CA-C	-5.87	100.24	111.40
1	B	74	ASP	CB-CG-OD1	5.85	123.56	118.30
1	A	47	ILE	CB-CA-C	-5.63	100.35	111.60
1	D	52	ASN	N-CA-C	-5.44	96.31	111.00
1	C	34	VAL	CB-CA-C	-5.35	101.23	111.40
1	B	190	LEU	CB-CG-CD1	-5.31	101.98	111.00
1	A	43	ASN	N-CA-C	5.21	125.05	111.00
1	D	144	ILE	CB-CA-C	-5.13	101.35	111.60
1	A	122	ALA	N-CA-C	-5.12	97.17	111.00
1	B	120	ILE	CB-CA-C	-5.11	101.38	111.60

There are no chirality outliers.

There are no planarity outliers.

5.2 Too-close contacts ⓘ

In the following table, the Non-H and H(model) columns list the number of non-hydrogen atoms and hydrogen atoms in the chain respectively. The H(added) column lists the number of hydrogen atoms added and optimized by MolProbity. The Clashes column lists the number of clashes within the asymmetric unit, whereas Symm-Clashes lists symmetry related clashes.

Mol	Chain	Non-H	H(model)	H(added)	Clashes	Symm-Clashes
1	A	1389	0	1440	292	1
1	B	1440	0	1488	191	1
1	C	1405	0	1448	285	1
1	D	1400	0	1453	148	5
2	A	32	0	12	7	0
2	B	32	0	12	10	0
2	C	32	0	12	6	0
2	D	32	0	12	6	0
3	A	37	0	0	14	5
3	B	43	0	0	8	0
3	C	29	0	0	4	1
3	D	41	0	0	4	0
All	All	5912	0	5877	901	7

The all-atom clashscore is defined as the number of clashes found per 1000 atoms (including hydrogen atoms). The all-atom clashscore for this structure is 77.

All (901) close contacts within the same asymmetric unit are listed below, sorted by their clash magnitude.

Atom-1	Atom-2	Interatomic distance (Å)	Clash overlap (Å)
1:C:171:ILE:HG22	1:C:173:GLU:CG	1.27	1.64
1:C:171:ILE:CG2	1:C:173:GLU:HG3	1.26	1.63
1:C:133:MSE:HG3	1:C:168:ILE:CD1	1.19	1.60
1:A:116:TYR:CG	1:A:169:MSE:CE	1.91	1.50
1:C:18:GLU:C	1:C:20:PRO:CD	1.76	1.50
1:A:47:ILE:CD1	1:A:60:ILE:CD1	1.89	1.49
1:A:116:TYR:CB	1:A:169:MSE:HE1	1.42	1.48
1:C:133:MSE:CG	1:C:168:ILE:HD12	1.46	1.45
1:B:104:ASN:HD22	1:B:190:LEU:CD1	1.32	1.39
1:B:104:ASN:ND2	1:B:190:LEU:CD1	1.85	1.39
1:C:50:SER:OG	1:C:52:ASN:ND2	1.58	1.37
1:B:18:GLU:OE2	1:B:53:THR:CA	1.72	1.36
1:A:116:TYR:CD2	1:A:169:MSE:CE	2.06	1.36
1:C:84:LEU:HD12	1:C:85:ASN:N	1.41	1.36
1:A:117:PHE:CD1	1:A:156:VAL:HG11	1.62	1.32

Continued on next page...

Continued from previous page...

Atom-1	Atom-2	Interatomic distance (Å)	Clash overlap (Å)
1:C:136:LYS:CE	1:C:145:ASP:OD2	1.80	1.30
1:C:18:GLU:C	1:C:20:PRO:HD3	1.41	1.29
1:C:18:GLU:C	1:C:20:PRO:HD2	1.44	1.28
1:A:116:TYR:CG	1:A:169:MSE:HE2	1.56	1.27
1:A:109:ILE:O	1:A:113:ILE:CD1	1.82	1.27
1:C:57:LYS:O	1:C:60:ILE:HG22	1.26	1.26
1:C:18:GLU:O	1:C:20:PRO:HD2	1.26	1.26
1:C:136:LYS:HE2	1:C:145:ASP:OD2	1.11	1.25
1:B:117:PHE:O	1:B:120:ILE:HG22	1.33	1.24
1:B:104:ASN:ND2	1:B:190:LEU:HD12	1.49	1.23
1:B:18:GLU:OE2	1:B:53:THR:HA	1.06	1.23
1:C:177:ASN:ND2	3:C:225:HOH:O	1.72	1.21
1:A:64:TYR:CD1	1:A:69:ASN:ND2	2.08	1.21
1:D:189:MSE:O	1:D:190:LEU:HD23	1.34	1.21
1:D:8:GLY:CA	1:D:50:SER:OG	1.87	1.20
1:A:116:TYR:CD2	1:A:169:MSE:HE3	1.77	1.20
1:D:52:ASN:O	1:D:53:THR:HG22	1.43	1.19
1:A:132:VAL:CG1	1:A:154:ILE:O	1.91	1.19
1:D:128:GLU:O	1:D:158:SER:HB2	1.42	1.18
1:B:8:GLY:O	1:B:50:SER:HB3	1.45	1.17
1:C:19:LYS:N	1:C:20:PRO:HD3	1.28	1.16
1:C:46:PHE:CD1	1:C:70:ILE:HD11	1.80	1.16
1:A:47:ILE:CD1	1:A:60:ILE:HD13	1.69	1.15
1:B:104:ASN:ND2	1:B:190:LEU:HD13	1.53	1.15
1:B:18:GLU:OE1	1:B:55:LYS:HB2	1.40	1.15
1:A:133:MSE:CE	1:A:168:ILE:CG2	2.25	1.15
1:A:47:ILE:HD13	1:A:60:ILE:HD11	1.25	1.14
1:C:19:LYS:N	1:C:20:PRO:CD	1.98	1.13
1:C:84:LEU:CD1	1:C:85:ASN:H	1.62	1.13
1:A:1:MSE:HE2	1:A:96:LEU:HG	1.24	1.13
1:A:132:VAL:HG12	1:A:154:ILE:O	1.46	1.13
1:D:179:ASN:OD1	3:D:215:HOH:O	1.65	1.13
1:A:47:ILE:HD12	1:A:60:ILE:CD1	1.64	1.12
1:B:180:THR:O	1:B:183:ASP:HB2	1.49	1.13
1:C:133:MSE:HG3	1:C:168:ILE:HD11	1.28	1.12
1:A:88:ILE:CD1	1:A:160:LYS:O	1.98	1.12
1:A:39:LYS:HE3	1:C:39:LYS:CD	1.80	1.11
1:A:113:ILE:HD12	1:A:113:ILE:H	1.15	1.11
1:D:8:GLY:O	1:D:50:SER:OG	1.68	1.10
1:B:120:ILE:HG23	1:B:121:LYS:N	1.58	1.10
1:B:128:GLU:O	1:B:158:SER:OG	1.66	1.10

Continued on next page...

Continued from previous page...

Atom-1	Atom-2	Interatomic distance (Å)	Clash overlap (Å)
1:A:13:ARG:O	1:A:14:MSE:HG2	1.50	1.10
1:C:120:ILE:O	1:C:124:THR:CB	2.00	1.10
1:A:84:LEU:O	1:A:84:LEU:HD23	1.51	1.10
1:C:8:GLY:O	1:C:50:SER:HB3	1.52	1.09
1:C:50:SER:CB	1:C:52:ASN:ND2	2.15	1.09
1:D:13:ARG:HG3	2:D:197:GTP:O1G	1.51	1.09
1:B:160:LYS:N	1:B:160:LYS:HZ3	1.50	1.09
1:A:133:MSE:CE	1:A:168:ILE:HG23	1.81	1.08
1:B:159:PRO:C	1:B:160:LYS:HZ3	1.56	1.08
1:C:179:ASN:OD1	3:C:198:HOH:O	1.71	1.08
1:C:8:GLY:O	1:C:50:SER:CB	2.02	1.08
1:A:47:ILE:HD13	1:A:60:ILE:CD1	1.69	1.08
1:B:138:LYS:HE2	3:B:220:HOH:O	1.53	1.08
1:A:18:GLU:OE1	1:A:53:THR:HA	1.54	1.07
1:B:117:PHE:O	1:B:120:ILE:CG2	2.01	1.07
1:C:186:LEU:O	1:C:186:LEU:HD12	1.55	1.07
1:A:116:TYR:HB3	1:A:169:MSE:HE1	1.10	1.06
1:D:166:GLU:O	3:D:221:HOH:O	1.70	1.06
1:A:113:ILE:HD12	1:A:113:ILE:N	1.69	1.06
1:B:180:THR:HG22	1:B:181:LYS:N	1.67	1.06
1:B:182:ASP:OD1	3:B:215:HOH:O	1.73	1.04
1:A:133:MSE:HE2	1:A:168:ILE:HG23	1.30	1.04
1:A:84:LEU:HD22	1:A:84:LEU:N	1.55	1.04
1:D:186:LEU:HD21	3:D:213:HOH:O	1.55	1.04
1:A:116:TYR:CG	1:A:169:MSE:HE1	1.74	1.04
1:A:116:TYR:CB	1:A:169:MSE:CE	2.24	1.04
1:D:53:THR:HG23	1:D:53:THR:O	1.52	1.04
1:C:133:MSE:CE	1:C:151:PRO:HA	1.88	1.03
1:A:72:VAL:HG12	1:A:73:ILE:N	1.69	1.03
1:A:180:THR:O	1:A:183:ASP:HB2	1.57	1.03
1:A:190:LEU:O	1:A:191:LEU:HG	1.58	1.03
1:B:104:ASN:HD22	1:B:190:LEU:HD12	0.86	1.03
1:A:88:ILE:HD11	1:A:160:LYS:O	1.58	1.02
1:A:84:LEU:H	1:A:84:LEU:CD2	1.58	1.02
1:B:159:PRO:C	1:B:160:LYS:NZ	2.11	1.02
1:C:57:LYS:O	1:C:60:ILE:CG2	2.08	1.02
1:D:8:GLY:C	1:D:50:SER:OG	1.97	1.02
1:A:82:GLU:HG3	1:A:83:ASP:N	1.70	1.02
1:D:103:ILE:O	1:D:104:ASN:HB2	1.57	1.02
1:A:12:THR:HG22	1:A:12:THR:O	1.54	1.02
1:B:104:ASN:HD21	1:B:190:LEU:HB3	1.23	1.02

Continued on next page...

Continued from previous page...

Atom-1	Atom-2	Interatomic distance (Å)	Clash overlap (Å)
1:A:162:GLY:HA2	3:A:214:HOH:O	1.58	1.02
1:C:133:MSE:CG	1:C:168:ILE:CD1	2.15	1.01
1:C:12:THR:N	2:C:197:GTP:O3G	1.91	1.01
1:A:27:ARG:HH11	1:A:27:ARG:HG3	1.24	1.01
1:D:8:GLY:C	1:D:50:SER:HG	1.64	1.01
1:A:42:VAL:O	1:A:42:VAL:HG12	1.56	1.01
1:C:84:LEU:CD1	1:C:85:ASN:N	2.19	1.00
1:A:102:LEU:C	1:A:103:ILE:CD1	2.30	1.00
1:C:50:SER:OG	1:C:51:PRO:HD2	1.61	1.00
1:A:113:ILE:CD1	1:A:113:ILE:H	1.70	1.00
1:A:88:ILE:HD13	1:A:160:LYS:N	1.75	1.00
1:C:132:VAL:HG12	1:C:152:ALA:CB	1.91	1.00
1:C:60:ILE:HG23	1:C:61:ASN:N	1.75	1.00
1:A:102:LEU:C	1:A:103:ILE:HD13	1.82	0.99
1:A:1:MSE:CE	1:A:96:LEU:HG	1.90	0.99
1:A:47:ILE:HD12	1:A:60:ILE:HD12	1.44	0.99
1:C:123:LYS:C	1:C:125:PRO:HD3	1.83	0.99
1:A:116:TYR:CD1	1:A:169:MSE:HE2	1.98	0.99
1:A:128:GLU:N	1:A:158:SER:HG	1.61	0.99
1:C:52:ASN:O	1:C:53:THR:HB	1.59	0.99
1:C:170:VAL:C	1:C:171:ILE:HD13	1.82	0.99
1:D:61:ASN:O	1:D:65:LYS:HG2	1.63	0.99
1:C:50:SER:OG	1:C:51:PRO:CD	2.11	0.98
1:A:95:PHE:CD2	1:A:95:PHE:N	2.30	0.98
1:A:102:LEU:N	1:A:102:LEU:HD12	1.78	0.98
1:A:47:ILE:CD1	1:A:60:ILE:HD11	1.83	0.98
1:A:117:PHE:CE1	1:A:156:VAL:HG11	1.98	0.98
1:A:102:LEU:O	1:A:103:ILE:HD12	1.64	0.97
1:A:47:ILE:CD1	1:A:60:ILE:HD12	1.93	0.97
1:A:180:THR:HG22	1:A:181:LYS:N	1.78	0.97
1:B:186:LEU:HD12	1:B:186:LEU:N	1.80	0.97
1:A:117:PHE:CE1	1:A:156:VAL:CG1	2.47	0.96
1:C:171:ILE:HG21	1:C:173:GLU:HG3	1.48	0.96
1:B:8:GLY:O	1:B:50:SER:CB	2.13	0.95
1:A:117:PHE:CD1	1:A:156:VAL:CG1	2.49	0.95
1:C:46:PHE:CE1	1:C:70:ILE:HD11	2.00	0.95
1:A:124:THR:CB	1:A:128:GLU:OE1	2.15	0.95
1:B:71:VAL:O	1:B:71:VAL:HG12	1.66	0.95
1:D:132:VAL:HG11	1:D:154:ILE:HB	1.45	0.95
1:A:103:ILE:O	1:A:104:ASN:HB3	1.64	0.95
1:A:119:CYS:O	1:A:122:ALA:CB	2.14	0.95

Continued on next page...

Continued from previous page...

Atom-1	Atom-2	Interatomic distance (Å)	Clash overlap (Å)
1:C:72:VAL:O	1:C:73:ILE:HG12	1.67	0.95
1:D:19:LYS:HZ1	1:D:179:ASN:HD22	1.14	0.94
1:D:8:GLY:HA3	1:D:50:SER:OG	1.67	0.94
1:D:52:ASN:O	1:D:53:THR:CG2	2.15	0.94
1:B:107:SER:O	1:B:111:ASN:N	2.01	0.93
1:B:154:ILE:O	1:B:154:ILE:HG23	1.67	0.93
1:A:39:LYS:HE3	1:C:39:LYS:HD3	1.45	0.93
1:B:120:ILE:CG2	1:B:121:LYS:N	2.27	0.93
1:B:180:THR:CG2	1:B:181:LYS:N	2.28	0.92
1:B:14:MSE:HE3	1:B:22:ILE:CD1	1.99	0.92
1:C:52:ASN:H	1:C:52:ASN:ND2	1.67	0.92
1:B:160:LYS:CB	1:B:160:LYS:NZ	2.29	0.92
1:B:8:GLY:HA2	1:B:50:SER:H	1.31	0.92
1:B:8:GLY:HA3	2:B:197:GTP:C2	2.04	0.92
1:A:167:GLU:OE1	1:A:167:GLU:HA	1.67	0.92
1:A:82:GLU:HG3	1:A:83:ASP:H	1.30	0.92
1:A:109:ILE:HG22	1:A:113:ILE:HD11	1.51	0.91
1:B:159:PRO:O	1:B:160:LYS:NZ	2.03	0.91
1:B:93:GLU:HB2	1:B:94:PRO:HD2	1.50	0.91
1:A:116:TYR:CD2	1:A:169:MSE:HE2	1.86	0.90
1:C:171:ILE:HG22	1:C:173:GLU:HG2	1.49	0.90
1:C:18:GLU:HB3	1:C:20:PRO:HG2	1.53	0.90
1:C:46:PHE:HD1	1:C:70:ILE:HD11	1.27	0.90
1:A:47:ILE:HD12	1:A:60:ILE:HD13	1.34	0.90
1:A:38:LEU:C	1:A:40:SER:H	1.76	0.90
1:C:53:THR:N	1:C:54:PRO:HD2	1.85	0.90
1:A:110:ILE:HA	1:A:113:ILE:HD13	1.54	0.90
1:D:74:ASP:OD1	1:D:86:GLU:OE2	1.88	0.90
1:A:103:ILE:N	1:A:103:ILE:HD13	1.86	0.90
1:A:132:VAL:HG11	1:A:154:ILE:HB	1.51	0.90
1:A:27:ARG:CG	1:A:27:ARG:HH11	1.85	0.89
1:C:133:MSE:HE2	1:C:151:PRO:HA	1.52	0.89
1:C:18:GLU:OE1	1:C:56:THR:OG1	1.88	0.89
1:A:61:ASN:OD1	3:A:208:HOH:O	1.89	0.89
1:A:98:VAL:HG12	1:A:99:SER:O	1.72	0.89
1:C:124:THR:N	1:C:125:PRO:HD3	1.86	0.89
1:D:49:THR:OG1	1:D:57:LYS:HE2	1.74	0.88
1:C:178:ILE:HG21	1:C:184:LEU:HD23	1.54	0.88
1:B:93:GLU:HB2	1:B:94:PRO:CD	2.04	0.88
1:D:133:MSE:HE1	1:D:168:ILE:HD13	1.55	0.88
1:B:186:LEU:CD1	1:B:186:LEU:H	1.86	0.88

Continued on next page...

Continued from previous page...

Atom-1	Atom-2	Interatomic distance (Å)	Clash overlap (Å)
1:D:133:MSE:HE2	1:D:168:ILE:HG23	1.54	0.88
1:A:19:LYS:O	1:A:29:LEU:HD12	1.74	0.88
2:B:197:GTP:O2A	3:B:203:HOH:O	1.92	0.87
1:C:127:VAL:HG23	1:C:165:LYS:O	1.75	0.87
1:C:116:TYR:CE2	1:C:120:ILE:CD1	2.57	0.87
1:C:53:THR:N	1:C:54:PRO:CD	2.37	0.86
1:A:109:ILE:O	1:A:113:ILE:HD12	1.73	0.86
1:C:178:ILE:HG21	1:C:184:LEU:CD2	2.04	0.86
1:A:70:ILE:HD11	3:A:225:HOH:O	1.73	0.86
1:B:74:ASP:CG	1:B:75:THR:H	1.79	0.86
1:A:109:ILE:O	1:A:113:ILE:HD13	1.73	0.86
1:C:72:VAL:HG12	1:C:73:ILE:H	1.41	0.86
1:B:186:LEU:CD1	1:B:186:LEU:N	2.38	0.86
1:A:95:PHE:HD2	1:A:95:PHE:N	1.67	0.85
1:A:119:CYS:O	1:A:122:ALA:HB3	1.76	0.85
1:D:53:THR:N	1:D:54:PRO:CD	2.39	0.85
1:A:84:LEU:H	1:A:84:LEU:HD22	0.71	0.85
1:C:146:PHE:CD2	1:C:146:PHE:O	2.30	0.84
1:A:116:TYR:HB3	1:A:169:MSE:CE	1.99	0.84
1:D:166:GLU:HA	1:D:166:GLU:OE1	1.75	0.84
1:A:119:CYS:O	1:A:122:ALA:HB2	1.78	0.84
1:D:134:ILE:HD12	1:D:173:GLU:O	1.76	0.84
1:A:64:TYR:HD1	1:A:69:ASN:HD21	1.26	0.84
1:A:103:ILE:N	1:A:103:ILE:CD1	2.33	0.84
1:A:36:PRO:O	1:A:40:SER:HB2	1.75	0.84
1:C:72:VAL:HG12	1:C:73:ILE:N	1.90	0.84
1:C:136:LYS:HE2	1:C:145:ASP:CG	1.97	0.84
1:A:102:LEU:H	1:A:102:LEU:HD12	1.36	0.84
1:A:133:MSE:CE	1:A:168:ILE:HG21	2.08	0.84
1:D:133:MSE:CE	1:D:168:ILE:CG2	2.56	0.83
1:C:127:VAL:CG2	1:C:165:LYS:O	2.27	0.83
1:B:132:VAL:CG2	1:B:154:ILE:CG2	2.57	0.83
1:A:53:THR:N	1:A:54:PRO:HD3	1.94	0.83
1:C:136:LYS:NZ	1:C:145:ASP:OD2	2.11	0.83
1:C:18:GLU:CA	1:C:20:PRO:CD	2.57	0.82
1:C:116:TYR:CE2	1:C:120:ILE:HD12	2.15	0.82
1:D:133:MSE:HG2	1:D:151:PRO:HA	1.60	0.82
1:C:7:ALA:O	1:C:53:THR:HG21	1.80	0.82
1:D:19:LYS:NZ	1:D:179:ASN:ND2	2.28	0.82
1:A:72:VAL:HG12	1:A:73:ILE:H	1.43	0.82
1:A:109:ILE:O	1:A:113:ILE:HD11	1.80	0.81

Continued on next page...

Continued from previous page...

Atom-1	Atom-2	Interatomic distance (Å)	Clash overlap (Å)
1:B:120:ILE:HG23	1:B:121:LYS:H	1.42	0.81
1:A:161:HIS:CD2	1:A:161:HIS:H	1.97	0.81
1:C:50:SER:HB3	1:C:52:ASN:ND2	1.94	0.81
1:C:61:ASN:O	1:C:65:LYS:HB2	1.80	0.81
1:A:52:ASN:C	1:A:54:PRO:HD3	2.00	0.81
1:A:14:MSE:O	1:A:14:MSE:HG3	1.78	0.81
1:C:18:GLU:CA	1:C:20:PRO:HD3	2.08	0.81
1:C:46:PHE:HD1	1:C:70:ILE:CD1	1.92	0.81
1:A:18:GLU:CD	1:A:52:ASN:O	2.19	0.81
1:C:60:ILE:CG2	1:C:61:ASN:N	2.43	0.81
1:B:132:VAL:HG22	1:B:154:ILE:CG2	2.10	0.81
1:C:53:THR:O	1:C:56:THR:HB	1.80	0.80
1:A:47:ILE:HD11	1:A:60:ILE:HD13	1.64	0.80
1:B:160:LYS:NZ	1:B:160:LYS:CA	2.44	0.80
1:A:190:LEU:O	1:A:191:LEU:CG	2.29	0.80
1:B:120:ILE:CG2	1:B:121:LYS:H	1.90	0.80
1:A:72:VAL:CG1	1:A:73:ILE:N	2.41	0.80
1:B:106:LYS:O	1:B:110:ILE:HG13	1.82	0.80
1:D:133:MSE:CE	1:D:168:ILE:HG21	2.11	0.80
1:A:41:LYS:HD2	1:C:66:ASP:CB	2.12	0.80
1:D:128:GLU:O	1:D:158:SER:CB	2.28	0.80
1:C:53:THR:CG2	1:C:53:THR:O	2.29	0.80
1:C:57:LYS:C	1:C:60:ILE:HG22	2.02	0.80
1:B:185:LYS:O	1:B:189:MSE:HG3	1.81	0.80
1:A:39:LYS:CE	1:C:39:LYS:HE2	2.12	0.80
1:C:123:LYS:C	1:C:125:PRO:CD	2.49	0.80
1:B:82:GLU:OE1	1:B:84:LEU:N	2.15	0.80
1:B:180:THR:HG22	1:B:182:ASP:H	1.45	0.80
1:A:182:ASP:O	1:A:186:LEU:HD12	1.80	0.80
1:A:53:THR:N	1:A:54:PRO:CD	2.43	0.80
1:A:84:LEU:O	1:A:84:LEU:CD2	2.29	0.80
1:C:98:VAL:HG12	1:C:99:SER:O	1.81	0.80
1:A:86:GLU:O	3:A:199:HOH:O	2.00	0.80
1:A:18:GLU:OE1	1:A:52:ASN:O	1.97	0.79
1:A:38:LEU:C	1:A:40:SER:N	2.32	0.79
1:A:117:PHE:CE1	1:A:156:VAL:HG12	2.16	0.79
1:A:102:LEU:O	1:A:103:ILE:CD1	2.30	0.79
1:B:107:SER:O	1:B:111:ASN:HB2	1.82	0.79
1:A:103:ILE:O	1:A:104:ASN:CB	2.30	0.79
1:C:52:ASN:N	1:C:52:ASN:ND2	2.30	0.79
1:C:116:TYR:CE2	1:C:120:ILE:HD11	2.18	0.79

Continued on next page...

Continued from previous page...

Atom-1	Atom-2	Interatomic distance (Å)	Clash overlap (Å)
2:A:197:GTP:O2B	3:A:215:HOH:O	1.99	0.79
1:A:110:ILE:CA	1:A:113:ILE:HD13	2.14	0.78
1:C:72:VAL:O	1:C:73:ILE:CG1	2.30	0.78
1:A:13:ARG:H	1:A:13:ARG:HD3	1.46	0.78
1:C:98:VAL:CG1	1:C:99:SER:N	2.46	0.78
1:C:35:SER:HB2	1:C:36:PRO:HD3	1.64	0.78
1:B:132:VAL:HG22	1:B:154:ILE:HG22	1.66	0.78
1:B:14:MSE:HE3	1:B:22:ILE:HD13	1.64	0.78
1:C:128:GLU:HB2	1:C:164:GLN:HB3	1.65	0.78
1:A:12:THR:CG2	1:A:12:THR:O	2.30	0.78
1:A:104:ASN:ND2	1:A:174:LEU:O	2.16	0.77
1:A:13:ARG:O	1:A:14:MSE:CG	2.31	0.77
1:D:19:LYS:HZ1	1:D:179:ASN:ND2	1.80	0.77
1:D:35:SER:HB3	1:D:36:PRO:CD	2.14	0.77
1:A:61:ASN:O	1:A:65:LYS:HB3	1.84	0.77
1:A:39:LYS:HE3	1:C:39:LYS:CG	2.14	0.77
1:A:35:SER:HB3	1:A:36:PRO:HD3	1.64	0.77
1:C:60:ILE:HG23	1:C:61:ASN:H	1.49	0.77
1:A:180:THR:CG2	1:A:181:LYS:N	2.48	0.76
1:B:154:ILE:O	1:B:154:ILE:CG2	2.29	0.76
1:A:190:LEU:O	1:A:191:LEU:CB	2.33	0.76
1:A:1:MSE:HE2	1:A:96:LEU:CG	2.12	0.76
1:A:27:ARG:NH1	1:A:27:ARG:HG3	1.97	0.76
1:A:120:ILE:C	1:A:122:ALA:H	1.88	0.76
1:D:152:ALA:O	1:D:153:ASP:HB2	1.85	0.76
1:A:31:ASP:OD1	1:A:59:TYR:OH	2.02	0.76
1:C:47:ILE:HD12	1:C:60:ILE:HD11	1.66	0.76
1:A:42:VAL:O	1:A:42:VAL:CG1	2.32	0.76
1:C:51:PRO:O	1:C:54:PRO:HD3	1.85	0.76
1:B:18:GLU:OE1	1:B:55:LYS:CB	2.30	0.76
1:A:133:MSE:HE3	1:A:168:ILE:CG2	2.14	0.76
1:A:84:LEU:HB2	1:A:86:GLU:HG3	1.68	0.76
1:C:53:THR:O	1:C:53:THR:HG23	1.84	0.75
1:A:102:LEU:C	1:A:103:ILE:HD12	2.01	0.75
1:B:160:LYS:NZ	1:B:160:LYS:N	2.29	0.75
1:C:18:GLU:HB3	1:C:20:PRO:CG	2.16	0.75
1:D:8:GLY:HA2	1:D:50:SER:OG	1.84	0.75
1:A:166:GLU:HB2	3:A:206:HOH:O	1.85	0.75
1:C:72:VAL:C	1:C:73:ILE:CG1	2.55	0.75
1:C:46:PHE:CD1	1:C:70:ILE:CD1	2.64	0.75
1:C:124:THR:N	1:C:125:PRO:CD	2.50	0.75

Continued on next page...

Continued from previous page...

Atom-1	Atom-2	Interatomic distance (Å)	Clash overlap (Å)
1:B:160:LYS:CA	1:B:160:LYS:HZ3	1.99	0.75
1:C:47:ILE:CD1	1:C:60:ILE:HD11	2.17	0.75
1:C:35:SER:HB2	1:C:36:PRO:CD	2.15	0.75
1:A:88:ILE:HD13	1:A:160:LYS:H	1.49	0.75
1:C:98:VAL:HG12	1:C:99:SER:N	2.02	0.75
1:D:141:ASN:N	1:D:142:PRO:HD3	2.01	0.75
1:B:18:GLU:OE2	1:B:53:THR:C	2.23	0.74
1:C:12:THR:CA	2:C:197:GTP:O3G	2.34	0.74
1:A:102:LEU:H	1:A:102:LEU:CD1	2.00	0.74
1:A:39:LYS:HE3	1:C:39:LYS:CE	2.16	0.74
1:D:103:ILE:O	1:D:104:ASN:CB	2.31	0.74
1:A:185:LYS:O	1:A:189:MSE:HG3	1.86	0.74
1:D:137:GLU:HA	3:D:214:HOH:O	1.87	0.74
1:C:149:LEU:HD13	1:C:168:ILE:HD11	1.68	0.74
1:B:132:VAL:HG21	1:B:154:ILE:HG21	1.69	0.74
1:A:13:ARG:NH1	2:A:197:GTP:O1G	2.20	0.74
1:A:52:ASN:C	1:A:54:PRO:CD	2.56	0.74
1:A:65:LYS:HE3	1:A:66:ASP:OD1	1.87	0.74
1:A:133:MSE:HE1	1:A:168:ILE:CG2	2.18	0.74
1:C:141:ASN:N	1:C:142:PRO:HD3	2.03	0.74
1:C:133:MSE:HG3	1:C:168:ILE:HD12	0.74	0.74
1:A:64:TYR:CB	1:A:69:ASN:HD22	2.01	0.74
1:C:12:THR:H	2:C:197:GTP:PG	2.10	0.73
1:B:180:THR:CG2	1:B:181:LYS:H	2.01	0.73
1:B:24:LEU:O	1:B:32:TYR:OH	2.05	0.73
1:A:120:ILE:C	1:A:122:ALA:N	2.41	0.73
1:A:88:ILE:HD12	1:A:160:LYS:O	1.88	0.73
1:A:64:TYR:CG	1:A:69:ASN:ND2	2.43	0.73
1:D:52:ASN:O	1:D:53:THR:CB	2.35	0.73
1:C:171:ILE:CG2	1:C:173:GLU:CG	2.14	0.73
1:B:19:LYS:N	1:B:20:PRO:CD	2.52	0.73
1:A:161:HIS:HB3	3:A:203:HOH:O	1.88	0.73
1:C:72:VAL:C	1:C:73:ILE:HG13	2.08	0.73
1:C:8:GLY:HA2	1:C:50:SER:H	1.51	0.73
1:B:50:SER:OG	1:B:51:PRO:HD2	1.88	0.73
1:B:160:LYS:HB2	1:B:160:LYS:HZ3	1.53	0.73
1:C:18:GLU:O	1:C:20:PRO:CD	2.06	0.73
1:B:160:LYS:NZ	1:B:160:LYS:HB2	1.77	0.73
1:A:43:ASN:OD1	1:A:44:ASN:N	2.21	0.73
1:A:82:GLU:CG	1:A:83:ASP:H	1.93	0.72
1:C:133:MSE:CE	1:C:151:PRO:CA	2.66	0.72

Continued on next page...

Continued from previous page...

Atom-1	Atom-2	Interatomic distance (Å)	Clash overlap (Å)
1:C:186:LEU:HD12	1:C:186:LEU:C	2.03	0.72
1:C:52:ASN:N	1:C:52:ASN:HD22	1.86	0.72
1:B:104:ASN:ND2	1:B:190:LEU:HB3	1.99	0.71
1:A:64:TYR:HD1	1:A:69:ASN:ND2	1.82	0.71
1:A:133:MSE:HE1	1:A:168:ILE:HG21	1.71	0.71
1:A:12:THR:HG23	1:A:16:GLY:HA3	1.71	0.71
1:D:19:LYS:NZ	1:D:179:ASN:HD22	1.86	0.71
1:B:14:MSE:CE	1:B:22:ILE:HD13	2.20	0.71
1:C:146:PHE:O	1:C:146:PHE:HD2	1.74	0.71
1:A:41:LYS:HD2	1:C:66:ASP:HB3	1.71	0.71
1:D:18:GLU:CD	1:D:53:THR:HA	2.09	0.71
1:A:88:ILE:HG23	1:A:159:PRO:CB	2.19	0.71
1:D:133:MSE:HE2	1:D:168:ILE:CG2	2.19	0.71
1:B:146:PHE:O	1:B:147:ASN:HB2	1.90	0.71
1:D:12:THR:HB	2:D:197:GTP:O3G	1.91	0.71
1:B:119:CYS:O	1:B:122:ALA:HB3	1.90	0.71
1:C:52:ASN:O	1:C:53:THR:CB	2.30	0.71
1:C:35:SER:CB	1:C:36:PRO:CD	2.68	0.71
1:C:132:VAL:HG12	1:C:152:ALA:HB2	1.72	0.71
1:A:116:TYR:HB2	1:A:169:MSE:HE1	1.65	0.71
1:A:93:GLU:OE1	3:A:221:HOH:O	2.08	0.71
1:B:180:THR:HB	3:B:208:HOH:O	1.89	0.71
1:B:1:MSE:HE3	1:B:114:VAL:HG13	1.71	0.71
1:A:161:HIS:N	1:A:161:HIS:CD2	2.59	0.71
1:C:99:SER:OG	2:C:197:GTP:H4'	1.91	0.71
1:D:7:ALA:HA	2:D:197:GTP:O2'	1.91	0.71
1:A:157:VAL:CG1	1:A:158:SER:N	2.53	0.70
1:B:8:GLY:CA	2:B:197:GTP:C2	2.75	0.70
1:B:180:THR:CB	3:B:208:HOH:O	2.39	0.70
1:B:82:GLU:C	1:B:82:GLU:OE1	2.29	0.70
1:A:47:ILE:HD11	1:A:60:ILE:CD1	2.15	0.70
1:B:182:ASP:O	1:B:186:LEU:HD13	1.92	0.70
1:C:1:MSE:HE3	1:C:114:VAL:HG13	1.73	0.70
1:C:8:GLY:O	1:C:50:SER:HB2	1.90	0.70
1:C:31:ASP:O	1:C:35:SER:OG	2.09	0.70
1:A:30:ILE:O	1:A:34:VAL:HG23	1.92	0.70
1:B:132:VAL:HG21	1:B:154:ILE:CG2	2.22	0.70
1:C:127:VAL:HG23	1:C:165:LYS:HB3	1.74	0.70
1:A:146:PHE:CE2	3:A:218:HOH:O	2.45	0.70
1:C:165:LYS:NZ	3:C:206:HOH:O	2.25	0.70
1:A:172:ASP:OD1	1:A:172:ASP:C	2.29	0.69

Continued on next page...

Continued from previous page...

Atom-1	Atom-2	Interatomic distance (Å)	Clash overlap (Å)
1:C:60:ILE:CG2	1:C:61:ASN:H	2.03	0.69
1:C:132:VAL:HG12	1:C:152:ALA:HB3	1.74	0.69
1:D:35:SER:HB3	1:D:36:PRO:HD3	1.74	0.69
1:C:137:GLU:CD	1:C:137:GLU:H	1.95	0.69
1:B:133:MSE:HE3	1:B:149:LEU:HB3	1.72	0.69
1:B:126:ASP:OD1	1:B:165:LYS:HG2	1.92	0.69
1:C:20:PRO:O	1:C:30:ILE:HG12	1.92	0.69
1:A:88:ILE:CD1	1:A:160:LYS:C	2.61	0.69
1:A:72:VAL:CG1	1:A:73:ILE:H	2.02	0.69
1:C:98:VAL:HG13	1:C:102:LEU:HD22	1.72	0.69
1:A:22:ILE:HB	1:A:29:LEU:HD11	1.74	0.69
1:A:132:VAL:HG11	1:A:154:ILE:O	1.89	0.69
1:B:154:ILE:O	1:B:155:ASN:OD1	2.11	0.68
1:B:154:ILE:C	1:B:155:ASN:OD1	2.32	0.68
1:A:157:VAL:HG12	1:A:158:SER:N	2.06	0.68
1:A:49:THR:OG1	1:A:71:VAL:CG1	2.42	0.68
1:A:180:THR:HG22	1:A:181:LYS:H	1.57	0.68
1:C:171:ILE:N	1:C:171:ILE:HD13	2.05	0.68
1:A:19:LYS:N	1:A:20:PRO:CD	2.57	0.68
1:D:179:ASN:ND2	2:D:197:GTP:O2A	2.28	0.67
1:A:179:ASN:N	1:A:183:ASP:OD2	2.18	0.67
1:C:95:PHE:CD2	1:C:95:PHE:N	2.61	0.67
1:A:41:LYS:HD2	1:C:66:ASP:HB2	1.76	0.67
1:C:72:VAL:CG1	1:C:73:ILE:H	2.08	0.67
1:C:19:LYS:H	1:C:20:PRO:HD3	1.53	0.67
1:B:8:GLY:HA3	2:B:197:GTP:N2	2.10	0.66
1:C:36:PRO:O	1:C:40:SER:HB2	1.95	0.66
1:D:52:ASN:C	1:D:54:PRO:HD3	2.14	0.66
1:B:127:VAL:HA	1:B:165:LYS:HB3	1.75	0.66
1:B:35:SER:HB3	1:B:36:PRO:HD3	1.77	0.66
1:B:14:MSE:CE	1:B:22:ILE:CD1	2.72	0.66
1:A:49:THR:OG1	1:A:71:VAL:HG13	1.95	0.66
1:D:124:THR:O	1:D:125:PRO:C	2.23	0.66
1:C:84:LEU:HD12	1:C:85:ASN:H	0.67	0.66
1:A:141:ASN:N	1:A:142:PRO:CD	2.58	0.66
1:C:152:ALA:O	1:C:153:ASP:HB2	1.95	0.66
1:C:62:SER:OG	1:C:63:ALA:N	2.23	0.66
1:C:8:GLY:C	1:C:50:SER:HB3	2.16	0.66
1:C:72:VAL:HG11	1:C:87:CYS:SG	2.36	0.66
1:B:133:MSE:CE	1:B:149:LEU:HB3	2.26	0.66
1:A:39:LYS:NZ	1:C:39:LYS:HE2	2.10	0.65

Continued on next page...

Continued from previous page...

Atom-1	Atom-2	Interatomic distance (Å)	Clash overlap (Å)
1:C:133:MSE:SE	1:C:168:ILE:HD12	2.45	0.65
1:B:181:LYS:O	1:B:184:LEU:HB2	1.97	0.65
1:A:19:LYS:O	1:A:22:ILE:HB	1.95	0.65
1:C:187:ALA:HA	1:C:190:LEU:HD12	1.78	0.65
1:B:180:THR:HG22	1:B:182:ASP:N	2.12	0.65
1:B:107:SER:O	1:B:111:ASN:CB	2.45	0.65
1:B:132:VAL:HG12	1:B:169:MSE:CE	2.26	0.65
1:C:128:GLU:O	1:C:158:SER:OG	2.14	0.65
1:A:88:ILE:CG2	1:A:159:PRO:CB	2.75	0.65
1:B:186:LEU:H	1:B:186:LEU:HD13	1.60	0.65
1:B:127:VAL:O	1:B:127:VAL:HG23	1.95	0.65
1:C:104:ASN:ND2	1:C:104:ASN:O	2.30	0.65
1:D:52:ASN:OD1	1:D:52:ASN:N	2.29	0.64
1:D:180:THR:HG22	1:D:183:ASP:OD2	1.94	0.64
1:D:113:ILE:HG23	1:D:169:MSE:HE1	1.78	0.64
1:A:82:GLU:O	2:A:197:GTP:O6	2.16	0.64
1:A:19:LYS:HB2	1:A:20:PRO:HD3	1.78	0.64
1:D:53:THR:N	1:D:54:PRO:HD2	2.12	0.64
1:B:127:VAL:O	1:B:127:VAL:CG2	2.46	0.64
1:C:170:VAL:O	1:C:171:ILE:HD13	1.97	0.64
1:B:104:ASN:HD21	1:B:190:LEU:HD13	1.50	0.64
1:B:8:GLY:HA2	1:B:50:SER:N	2.10	0.64
1:B:74:ASP:OD2	1:B:75:THR:N	2.29	0.64
1:D:180:THR:OG1	1:D:181:LYS:N	2.28	0.64
1:D:35:SER:CB	1:D:36:PRO:CD	2.73	0.64
1:A:65:LYS:HG3	1:A:66:ASP:N	2.12	0.64
1:B:72:VAL:HG12	1:B:73:ILE:N	2.13	0.64
1:C:16:GLY:C	1:C:17:VAL:HG23	2.18	0.63
1:C:18:GLU:HA	3:C:207:HOH:O	1.98	0.63
1:A:109:ILE:C	1:A:113:ILE:CD1	2.65	0.63
1:A:39:LYS:HE3	1:C:39:LYS:HE2	1.77	0.63
1:C:116:TYR:O	1:C:119:CYS:HB2	1.98	0.63
1:A:187:ALA:O	1:A:190:LEU:O	2.15	0.63
1:C:94:PRO:HA	1:C:157:VAL:O	1.98	0.63
1:C:14:MSE:HE2	1:C:22:ILE:CD1	2.29	0.63
1:A:64:TYR:HB3	1:A:69:ASN:ND2	2.13	0.63
1:C:68:LYS:O	1:C:69:ASN:OD1	2.16	0.63
1:A:39:LYS:HG3	1:C:39:LYS:HG2	1.81	0.62
1:B:18:GLU:OE2	1:B:53:THR:CB	2.46	0.62
1:C:19:LYS:O	1:C:29:LEU:HD12	1.99	0.62
1:A:88:ILE:HG23	1:A:159:PRO:CA	2.29	0.62

Continued on next page...

Continued from previous page...

Atom-1	Atom-2	Interatomic distance (Å)	Clash overlap (Å)
1:A:98:VAL:CG1	1:A:99:SER:O	2.44	0.62
1:A:133:MSE:HE2	1:A:168:ILE:CG2	2.08	0.62
1:A:13:ARG:N	1:A:13:ARG:HD3	2.10	0.62
1:A:120:ILE:O	1:A:123:LYS:N	2.19	0.62
1:A:144:ILE:O	1:A:150:VAL:HG13	1.99	0.62
1:C:18:GLU:CD	1:C:53:THR:HA	2.20	0.62
1:A:88:ILE:CD1	1:A:160:LYS:N	2.59	0.62
1:A:14:MSE:O	1:A:14:MSE:CG	2.48	0.62
1:A:22:ILE:HB	1:A:29:LEU:CD1	2.29	0.61
1:C:178:ILE:CG2	1:C:184:LEU:HD23	2.29	0.61
1:D:46:PHE:HA	1:D:70:ILE:O	1.99	0.61
1:C:168:ILE:HG13	1:C:169:MSE:N	2.13	0.61
1:A:88:ILE:HD12	1:A:160:LYS:C	2.20	0.61
1:C:20:PRO:HD2	1:C:21:LEU:H	1.65	0.61
1:A:130:LEU:HB3	1:A:156:VAL:HB	1.81	0.61
1:D:146:PHE:CD2	1:D:146:PHE:O	2.53	0.61
1:B:24:LEU:O	1:B:25:CYS:HB2	1.99	0.61
1:C:35:SER:N	1:C:36:PRO:HD2	2.15	0.61
1:B:167:GLU:HG3	1:B:168:ILE:H	1.64	0.61
1:B:94:PRO:HA	1:B:157:VAL:O	2.01	0.61
1:D:133:MSE:CE	1:D:168:ILE:HD13	2.29	0.61
1:A:57:LYS:HG3	1:A:71:VAL:HG11	1.82	0.61
1:A:19:LYS:N	1:A:20:PRO:HD2	2.16	0.61
1:A:64:TYR:HB3	1:A:67:TYR:HB2	1.82	0.60
1:D:167:GLU:HG3	1:D:168:ILE:N	2.16	0.60
1:D:177:ASN:OD1	1:D:179:ASN:OD1	2.18	0.60
1:B:14:MSE:HE3	1:B:22:ILE:HD11	1.79	0.60
1:B:50:SER:OG	1:B:51:PRO:CD	2.49	0.60
1:A:88:ILE:HG21	1:A:159:PRO:C	2.22	0.60
1:B:74:ASP:CG	1:B:75:THR:N	2.51	0.60
1:B:74:ASP:OD2	1:B:86:GLU:OE1	2.18	0.60
1:C:8:GLY:CA	1:C:50:SER:H	2.15	0.60
1:C:53:THR:H	1:C:54:PRO:HD2	1.64	0.60
1:B:99:SER:OG	2:B:197:GTP:H4'	2.02	0.60
1:D:57:LYS:HG3	1:D:71:VAL:HG11	1.83	0.60
1:A:146:PHE:CD2	3:A:218:HOH:O	2.55	0.59
1:C:141:ASN:N	1:C:142:PRO:CD	2.66	0.59
1:A:33:VAL:O	1:A:36:PRO:HD2	2.03	0.59
1:C:169:MSE:HG2	1:C:171:ILE:HD11	1.85	0.59
1:B:12:THR:N	2:B:197:GTP:O3G	2.35	0.59
1:A:48:ALA:HA	1:A:72:VAL:HB	1.85	0.59

Continued on next page...

Continued from previous page...

Atom-1	Atom-2	Interatomic distance (Å)	Clash overlap (Å)
1:D:19:LYS:HB2	1:D:20:PRO:HD3	1.83	0.59
1:D:137:GLU:OE1	1:D:137:GLU:N	2.30	0.59
1:B:136:LYS:HD2	1:B:145:ASP:OD2	2.03	0.59
1:D:189:MSE:O	1:D:190:LEU:CD2	2.29	0.59
1:D:32:TYR:O	1:D:36:PRO:HD2	2.03	0.58
1:B:13:ARG:HG3	2:B:197:GTP:O3G	2.02	0.58
1:D:109:ILE:O	1:D:112:SER:HB2	2.03	0.58
1:B:10:LYS:O	1:B:11:GLY:C	2.36	0.58
1:B:7:ALA:HA	2:B:197:GTP:O2'	2.03	0.58
1:A:27:ARG:CG	1:A:27:ARG:NH1	2.54	0.58
1:D:30:ILE:O	1:D:34:VAL:HG23	2.04	0.58
1:B:21:LEU:HD11	1:B:55:LYS:HB3	1.84	0.58
1:D:21:LEU:CD1	1:D:55:LYS:HG2	2.33	0.58
1:C:138:LYS:O	1:C:174:LEU:HD13	2.04	0.58
1:D:40:SER:OG	1:D:41:LYS:N	2.34	0.58
1:A:32:TYR:O	1:A:36:PRO:HD3	2.04	0.58
1:B:189:MSE:HE1	1:C:46:PHE:HE1	1.69	0.57
1:B:19:LYS:N	1:B:20:PRO:HD2	2.17	0.57
1:C:116:TYR:CZ	1:C:120:ILE:HD11	2.39	0.57
1:C:1:MSE:HG3	1:C:94:PRO:O	2.04	0.57
1:C:136:LYS:HE3	1:C:148:GLY:HA2	1.86	0.57
1:A:88:ILE:CG2	1:A:159:PRO:CA	2.82	0.57
1:B:132:VAL:CG2	1:B:152:ALA:HB3	2.33	0.57
1:B:64:TYR:O	1:B:67:TYR:HB2	2.05	0.57
1:A:64:TYR:CB	1:A:69:ASN:ND2	2.63	0.57
1:D:53:THR:N	1:D:54:PRO:HD3	2.17	0.57
1:B:160:LYS:CB	1:B:160:LYS:HZ3	2.06	0.57
1:A:52:ASN:CA	1:A:54:PRO:HD3	2.35	0.57
1:D:19:LYS:N	1:D:20:PRO:CD	2.67	0.57
1:C:102:LEU:CD1	1:C:102:LEU:N	2.66	0.56
1:A:38:LEU:HD13	1:C:39:LYS:HA	1.87	0.56
1:D:35:SER:CB	1:D:36:PRO:HD3	2.34	0.56
1:A:88:ILE:HG23	1:A:159:PRO:HB3	1.86	0.56
1:D:32:TYR:O	1:D:36:PRO:HG2	2.05	0.56
1:A:152:ALA:HB1	1:A:154:ILE:HD12	1.88	0.56
1:C:127:VAL:O	1:C:127:VAL:HG13	2.05	0.56
1:C:132:VAL:O	1:C:152:ALA:HB3	2.06	0.56
1:A:88:ILE:HG23	1:A:159:PRO:HA	1.88	0.56
1:A:180:THR:HG22	1:A:182:ASP:H	1.71	0.56
1:A:85:ASN:C	1:A:87:CYS:H	2.08	0.56
1:C:133:MSE:CG	1:C:168:ILE:HD11	2.13	0.56

Continued on next page...

Continued from previous page...

Atom-1	Atom-2	Interatomic distance (Å)	Clash overlap (Å)
1:D:133:MSE:HE3	1:D:168:ILE:HG21	1.88	0.56
1:A:91:PHE:N	1:A:91:PHE:CD2	2.73	0.56
1:C:18:GLU:CB	1:C:20:PRO:CD	2.82	0.56
1:C:132:VAL:HG22	1:C:169:MSE:HG2	1.87	0.56
1:D:19:LYS:HA	1:D:22:ILE:HD12	1.86	0.56
1:C:133:MSE:HG2	1:C:168:ILE:HD12	1.71	0.55
1:C:171:ILE:HG22	1:C:173:GLU:HG3	0.60	0.55
1:D:180:THR:HG22	1:D:183:ASP:CG	2.27	0.55
1:B:46:PHE:HB3	1:B:72:VAL:HG23	1.88	0.55
1:C:20:PRO:O	1:C:30:ILE:CG1	2.54	0.55
1:A:180:THR:CG2	1:A:181:LYS:H	2.14	0.55
1:C:37:LEU:O	1:C:40:SER:HB3	2.07	0.55
1:C:127:VAL:HG22	1:C:128:GLU:N	2.22	0.55
1:B:17:VAL:HG12	1:B:18:GLU:H	1.70	0.55
1:C:18:GLU:HB3	1:C:20:PRO:CD	2.37	0.55
1:A:128:GLU:N	1:A:158:SER:OG	2.35	0.55
1:C:88:ILE:CG2	1:C:159:PRO:HA	2.37	0.55
1:D:74:ASP:CG	1:D:75:THR:H	2.10	0.55
1:C:96:LEU:HA	1:C:155:ASN:O	2.06	0.55
1:A:97:VAL:HG23	1:A:97:VAL:O	2.07	0.55
1:B:17:VAL:HG12	1:B:18:GLU:N	2.22	0.55
2:A:197:GTP:H3'	2:A:197:GTP:PA	2.47	0.55
1:C:88:ILE:HG23	1:C:159:PRO:HA	1.89	0.54
1:C:34:VAL:HG12	1:C:34:VAL:O	2.07	0.54
1:B:160:LYS:CA	1:B:160:LYS:HZ2	2.19	0.54
1:C:133:MSE:HE1	1:C:151:PRO:CA	2.37	0.54
1:C:98:VAL:CG1	1:C:102:LEU:HD22	2.36	0.54
1:C:123:LYS:O	1:C:125:PRO:HD2	2.07	0.54
1:A:36:PRO:O	1:A:40:SER:CB	2.53	0.54
1:B:132:VAL:O	1:B:132:VAL:CG2	2.55	0.54
1:A:65:LYS:CE	1:A:66:ASP:OD1	2.55	0.54
1:A:121:LYS:C	1:A:123:LYS:N	2.59	0.54
1:A:30:ILE:HG13	1:A:30:ILE:O	2.07	0.54
1:C:133:MSE:HE2	1:C:151:PRO:CA	2.32	0.54
1:A:98:VAL:CG1	1:A:99:SER:N	2.69	0.54
1:C:157:VAL:HG12	1:C:158:SER:N	2.21	0.54
1:D:102:LEU:HD12	1:D:102:LEU:N	2.23	0.54
1:B:83:ASP:C	1:B:85:ASN:H	2.09	0.54
1:D:137:GLU:H	1:D:137:GLU:CD	2.10	0.53
1:B:117:PHE:C	1:B:120:ILE:HG22	2.20	0.53
1:D:141:ASN:N	1:D:142:PRO:CD	2.67	0.53

Continued on next page...

Continued from previous page...

Atom-1	Atom-2	Interatomic distance (Å)	Clash overlap (Å)
1:B:180:THR:HG23	1:B:181:LYS:H	1.72	0.53
1:C:46:PHE:HE1	1:C:70:ILE:HD11	1.69	0.53
1:D:50:SER:O	1:D:52:ASN:O	2.27	0.53
3:B:209:HOH:O	1:D:147:ASN:HA	2.07	0.53
1:C:167:GLU:HG3	1:C:168:ILE:N	2.24	0.53
1:A:43:ASN:CG	1:A:44:ASN:N	2.61	0.53
1:D:35:SER:HB3	1:D:36:PRO:HD2	1.90	0.53
1:A:36:PRO:C	1:A:40:SER:HB2	2.28	0.53
1:A:65:LYS:HG3	1:A:66:ASP:OD1	2.08	0.53
1:A:22:ILE:O	1:A:29:LEU:HG	2.09	0.53
1:D:69:ASN:N	1:D:69:ASN:OD1	2.38	0.53
1:C:18:GLU:CB	1:C:20:PRO:HD2	2.38	0.52
1:C:98:VAL:HG13	1:C:102:LEU:CD2	2.39	0.52
1:C:72:VAL:CG1	1:C:73:ILE:N	2.60	0.52
1:C:50:SER:O	1:C:52:ASN:O	2.27	0.52
1:A:83:ASP:C	1:A:83:ASP:OD1	2.47	0.52
1:B:88:ILE:CG2	1:B:159:PRO:HA	2.39	0.52
1:C:85:ASN:N	1:C:85:ASN:OD1	2.42	0.52
1:A:82:GLU:CG	1:A:83:ASP:N	2.45	0.52
1:D:49:THR:HG1	1:D:57:LYS:HE2	1.69	0.52
1:B:35:SER:CB	1:B:36:PRO:HD3	2.40	0.52
1:B:85:ASN:OD1	1:B:85:ASN:O	2.28	0.52
1:A:68:LYS:HB2	3:A:230:HOH:O	2.10	0.52
1:D:187:ALA:O	1:D:190:LEU:HB2	2.09	0.52
1:D:84:LEU:HD12	1:D:84:LEU:O	2.10	0.52
1:C:169:MSE:CG	1:C:171:ILE:HD11	2.39	0.52
1:A:94:PRO:HA	1:A:157:VAL:O	2.10	0.52
1:B:31:ASP:OD1	1:B:31:ASP:N	2.41	0.52
1:A:52:ASN:N	1:A:54:PRO:HD3	2.25	0.51
1:D:134:ILE:HD13	1:D:171:ILE:O	2.09	0.51
1:C:16:GLY:O	1:C:17:VAL:CG2	2.58	0.51
1:A:88:ILE:HG22	1:A:88:ILE:O	2.10	0.51
1:D:133:MSE:HE3	1:D:168:ILE:CG2	2.41	0.51
1:C:8:GLY:CA	1:C:50:SER:HB3	2.40	0.51
1:D:19:LYS:HA	1:D:22:ILE:CD1	2.40	0.51
1:A:32:TYR:O	1:A:36:PRO:CD	2.58	0.51
1:C:116:TYR:CD2	1:C:120:ILE:HD12	2.46	0.51
1:C:16:GLY:C	1:C:17:VAL:CG2	2.78	0.51
1:D:50:SER:O	1:D:53:THR:HG22	2.11	0.51
1:C:34:VAL:O	1:C:38:LEU:HG	2.10	0.51
1:C:52:ASN:C	1:C:54:PRO:HD3	2.31	0.51

Continued on next page...

Continued from previous page...

Atom-1	Atom-2	Interatomic distance (Å)	Clash overlap (Å)
1:A:111:ASN:O	1:A:115:ASP:HB2	2.10	0.51
1:C:87:CYS:C	1:C:89:GLY:N	2.63	0.50
1:C:83:ASP:OD1	1:C:83:ASP:O	2.29	0.50
1:D:7:ALA:O	1:D:53:THR:OG1	2.15	0.50
1:A:83:ASP:O	1:A:83:ASP:OD1	2.29	0.50
1:B:132:VAL:CG2	1:B:154:ILE:HG22	2.32	0.50
1:D:152:ALA:O	1:D:153:ASP:CB	2.51	0.50
1:D:137:GLU:N	1:D:137:GLU:CD	2.64	0.50
1:B:167:GLU:HG3	1:B:168:ILE:N	2.26	0.50
1:D:129:ALA:HB2	1:D:164:GLN:OE1	2.11	0.50
1:B:182:ASP:O	1:B:186:LEU:CD1	2.60	0.50
1:C:6:MSE:HB3	2:C:197:GTP:H1'	1.93	0.50
1:C:8:GLY:CA	1:C:50:SER:CB	2.89	0.50
1:D:30:ILE:HD13	1:D:60:ILE:HD11	1.93	0.50
1:B:69:ASN:O	1:B:69:ASN:OD1	2.30	0.50
1:D:8:GLY:HA2	1:D:50:SER:H	1.77	0.50
1:D:166:GLU:OE1	1:D:166:GLU:CA	2.43	0.50
1:C:176:PHE:HE1	1:C:178:ILE:HD13	1.77	0.50
1:D:19:LYS:N	1:D:20:PRO:HD2	2.27	0.50
1:B:157:VAL:CG1	1:B:158:SER:N	2.75	0.49
1:C:124:THR:C	1:C:126:ASP:N	2.63	0.49
1:D:29:LEU:HA	1:D:32:TYR:HD2	1.76	0.49
1:C:20:PRO:HG2	1:C:56:THR:OG1	2.12	0.49
1:B:8:GLY:N	2:B:197:GTP:N3	2.53	0.49
1:D:1:MSE:HG3	1:D:95:PHE:HA	1.94	0.49
1:D:145:ASP:OD1	1:D:145:ASP:C	2.49	0.49
1:C:47:ILE:HD12	1:C:60:ILE:CD1	2.39	0.49
1:C:46:PHE:CD1	1:C:70:ILE:CG1	2.95	0.49
1:D:14:MSE:HB2	1:D:17:VAL:HG12	1.94	0.49
1:A:190:LEU:O	1:A:191:LEU:HB2	2.11	0.49
1:D:30:ILE:CD1	1:D:60:ILE:HD11	2.42	0.49
1:A:131:ALA:HB3	1:A:168:ILE:HD13	1.95	0.49
1:C:1:MSE:CG	1:C:95:PHE:HA	2.43	0.49
1:C:68:LYS:C	1:C:69:ASN:OD1	2.50	0.49
1:C:140:PRO:O	1:C:141:ASN:HB3	2.12	0.49
1:D:180:THR:HG23	1:D:183:ASP:H	1.77	0.49
1:C:32:TYR:O	1:C:36:PRO:CG	2.61	0.49
1:A:50:SER:H	1:A:53:THR:HG1	1.60	0.49
1:D:51:PRO:CD	1:D:75:THR:HA	2.43	0.49
1:A:141:ASN:N	1:A:142:PRO:HD3	2.27	0.49
1:C:149:LEU:HD13	1:C:168:ILE:CD1	2.42	0.48

Continued on next page...

Continued from previous page...

Atom-1	Atom-2	Interatomic distance (Å)	Clash overlap (Å)
1:A:37:LEU:HA	1:A:40:SER:OG	1.97	0.48
1:A:108:LYS:HG2	3:A:226:HOH:O	2.12	0.48
1:B:95:PHE:CD2	1:B:95:PHE:N	2.80	0.48
1:B:171:ILE:O	1:B:171:ILE:HG12	2.13	0.48
1:D:64:TYR:HB3	1:D:67:TYR:HB2	1.94	0.48
2:A:197:GTP:O3A	2:A:197:GTP:H3'	2.13	0.48
1:D:113:ILE:HG12	1:D:169:MSE:HE1	1.94	0.48
1:B:8:GLY:C	1:B:50:SER:HB3	2.29	0.48
1:B:178:ILE:HG23	1:B:183:ASP:HB3	1.96	0.48
1:C:2:ASP:HB3	1:C:46:PHE:HE2	1.78	0.48
1:C:120:ILE:CG2	1:C:120:ILE:O	2.55	0.48
1:C:52:ASN:C	1:C:54:PRO:CD	2.81	0.48
1:B:113:ILE:HG23	1:B:169:MSE:HE1	1.94	0.48
1:A:46:PHE:CD2	1:A:91:PHE:CE1	3.02	0.48
1:C:49:THR:HB	1:C:53:THR:HG22	1.95	0.48
1:C:133:MSE:HA	1:C:133:MSE:HE2	1.96	0.48
1:B:85:ASN:C	1:B:85:ASN:OD1	2.52	0.48
1:C:90:TYR:N	1:C:90:TYR:CD2	2.81	0.48
1:C:102:LEU:HD12	1:C:102:LEU:N	2.27	0.48
1:A:38:LEU:O	1:A:40:SER:N	2.47	0.48
1:A:4:LEU:HD23	1:A:97:VAL:HG12	1.96	0.48
1:C:171:ILE:CG2	1:C:173:GLU:CD	2.78	0.47
1:A:117:PHE:HE1	1:A:156:VAL:HG12	1.75	0.47
1:B:72:VAL:HG12	1:B:73:ILE:H	1.78	0.47
1:C:140:PRO:O	1:C:140:PRO:HG2	2.14	0.47
1:C:115:ASP:O	1:C:119:CYS:SG	2.70	0.47
1:B:56:THR:O	1:B:60:ILE:HG12	2.14	0.47
1:D:167:GLU:CG	1:D:168:ILE:N	2.77	0.47
1:A:140:PRO:C	1:A:142:PRO:HD3	2.35	0.47
1:A:133:MSE:CE	1:A:168:ILE:HD12	2.44	0.47
1:A:19:LYS:O	1:A:22:ILE:N	2.30	0.47
1:B:45:ILE:HB	1:B:69:ASN:HB2	1.96	0.47
1:D:18:GLU:OE2	1:D:55:LYS:HB3	2.14	0.47
1:C:162:GLY:O	1:C:163:TYR:C	2.51	0.47
1:A:109:ILE:C	1:A:113:ILE:HD13	2.31	0.47
1:B:88:ILE:CG2	1:B:159:PRO:HB3	2.45	0.47
1:C:35:SER:CB	1:C:36:PRO:HD2	2.45	0.47
1:C:120:ILE:O	1:C:124:THR:N	2.47	0.47
1:C:146:PHE:CD2	1:C:146:PHE:C	2.88	0.47
1:D:140:PRO:O	1:D:141:ASN:HB2	2.15	0.47
1:B:136:LYS:HD2	1:B:145:ASP:CG	2.35	0.47

Continued on next page...

Continued from previous page...

Atom-1	Atom-2	Interatomic distance (Å)	Clash overlap (Å)
1:C:20:PRO:CD	1:C:21:LEU:H	2.27	0.47
1:D:189:MSE:C	1:D:190:LEU:HD23	2.23	0.47
1:A:7:ALA:C	2:A:197:GTP:HN22	2.18	0.47
1:B:88:ILE:HG22	1:B:159:PRO:HB3	1.96	0.47
1:C:8:GLY:O	1:C:52:ASN:ND2	2.48	0.46
1:A:41:LYS:CD	1:C:66:ASP:HB2	2.43	0.46
1:D:180:THR:CG2	1:D:183:ASP:CG	2.84	0.46
1:D:47:ILE:HD12	1:D:60:ILE:HD12	1.97	0.46
1:C:132:VAL:O	1:C:152:ALA:CB	2.63	0.46
1:C:7:ALA:HA	2:C:197:GTP:O2'	2.15	0.46
1:C:98:VAL:HG13	1:C:99:SER:N	2.30	0.46
1:D:134:ILE:CD1	1:D:173:GLU:O	2.56	0.46
1:D:32:TYR:O	1:D:36:PRO:CD	2.63	0.46
1:C:18:GLU:CA	1:C:20:PRO:HD2	2.32	0.46
1:A:145:ASP:OD1	1:A:145:ASP:C	2.53	0.46
1:C:127:VAL:HG22	1:C:129:ALA:H	1.81	0.46
1:C:154:ILE:O	1:C:155:ASN:ND2	2.48	0.46
1:B:17:VAL:HG22	3:B:214:HOH:O	2.15	0.46
1:D:17:VAL:HG22	1:D:18:GLU:N	2.30	0.46
1:B:1:MSE:HG3	1:B:94:PRO:O	2.16	0.46
1:C:123:LYS:O	1:C:125:PRO:CD	2.63	0.46
1:C:128:GLU:OE1	1:C:164:GLN:HG2	2.16	0.46
1:C:152:ALA:O	1:C:153:ASP:CB	2.62	0.46
1:A:116:TYR:HD2	1:A:169:MSE:HE3	1.61	0.46
1:B:180:THR:CG2	1:B:182:ASP:H	2.22	0.46
1:A:52:ASN:C	1:A:54:PRO:HD2	2.34	0.46
1:B:68:LYS:HB3	1:B:68:LYS:HE2	1.72	0.46
1:A:120:ILE:O	1:A:122:ALA:N	2.48	0.46
1:C:1:MSE:CE	1:C:114:VAL:HG13	2.44	0.46
1:B:83:ASP:C	1:B:85:ASN:N	2.69	0.46
1:C:50:SER:CB	1:C:52:ASN:HD22	2.18	0.46
1:B:24:LEU:HD12	3:B:232:HOH:O	2.16	0.46
1:C:14:MSE:HE2	1:C:22:ILE:HD12	1.99	0.46
1:A:116:TYR:CE2	1:A:169:MSE:HE2	2.45	0.45
1:C:8:GLY:C	1:C:50:SER:CB	2.78	0.45
1:A:13:ARG:NH2	1:A:179:ASN:HB3	2.30	0.45
1:B:132:VAL:O	1:B:132:VAL:HG23	2.13	0.45
1:D:130:LEU:HD21	1:D:169:MSE:HE2	1.96	0.45
1:B:132:VAL:HG23	1:B:152:ALA:HB3	1.99	0.45
1:D:29:LEU:HA	1:D:32:TYR:CD2	2.51	0.45
1:A:120:ILE:HD13	1:A:120:ILE:N	2.31	0.45

Continued on next page...

Continued from previous page...

Atom-1	Atom-2	Interatomic distance (Å)	Clash overlap (Å)
1:A:51:PRO:O	1:A:52:ASN:CB	2.64	0.45
1:D:51:PRO:HD3	1:D:75:THR:HA	1.99	0.45
1:C:108:LYS:HG2	1:C:108:LYS:H	1.56	0.45
1:C:49:THR:HB	1:C:53:THR:CG2	2.46	0.45
1:B:8:GLY:O	1:B:50:SER:HB2	2.12	0.45
1:B:10:LYS:O	1:B:16:GLY:HA2	2.17	0.45
1:D:64:TYR:HA	1:D:67:TYR:HD2	1.80	0.45
1:C:160:LYS:HA	1:C:160:LYS:HD2	1.43	0.45
1:B:6:MSE:HB3	1:B:6:MSE:HE3	1.67	0.45
1:A:167:GLU:O	1:A:168:ILE:HD13	2.17	0.45
1:A:181:LYS:O	1:A:184:LEU:HB2	2.17	0.45
1:C:127:VAL:CG1	1:C:127:VAL:O	2.63	0.45
1:A:98:VAL:HG12	1:A:99:SER:N	2.30	0.45
1:B:132:VAL:CG1	1:B:169:MSE:CE	2.93	0.45
1:C:102:LEU:HD12	1:C:102:LEU:HA	1.80	0.45
1:D:22:ILE:O	1:D:29:LEU:HG	2.16	0.45
1:A:152:ALA:CB	1:A:154:ILE:HD12	2.47	0.45
1:A:120:ILE:HG22	1:A:121:LYS:N	2.29	0.45
1:C:53:THR:O	1:C:53:THR:HG22	2.16	0.45
1:B:120:ILE:HG22	1:B:121:LYS:H	1.76	0.45
1:C:133:MSE:HB3	1:C:149:LEU:HB3	1.99	0.44
1:A:96:LEU:HD23	1:A:156:VAL:HG22	1.99	0.44
1:A:106:LYS:HB3	3:A:204:HOH:O	2.18	0.44
1:C:18:GLU:OE1	1:C:56:THR:CB	2.65	0.44
1:D:52:ASN:C	1:D:54:PRO:CD	2.80	0.44
1:B:82:GLU:O	1:B:82:GLU:OE1	2.35	0.44
1:D:12:THR:HG22	1:D:13:ARG:N	2.24	0.44
1:D:18:GLU:OE2	1:D:55:LYS:CB	2.66	0.44
1:A:43:ASN:HD21	1:A:44:ASN:ND2	2.15	0.44
1:D:163:TYR:O	1:D:164:GLN:HG3	2.17	0.44
1:D:74:ASP:CG	1:D:75:THR:N	2.70	0.44
1:B:19:LYS:CB	1:B:20:PRO:HD3	2.48	0.44
1:D:8:GLY:CA	1:D:50:SER:H	2.31	0.44
1:B:86:GLU:HG2	1:B:86:GLU:H	1.48	0.44
1:B:138:LYS:HA	1:B:138:LYS:HD3	1.87	0.44
1:A:50:SER:HB3	2:A:197:GTP:HN21	1.83	0.43
1:B:88:ILE:CG2	1:B:159:PRO:CA	2.96	0.43
1:D:12:THR:C	1:D:14:MSE:N	2.71	0.43
1:D:21:LEU:HD11	1:D:56:THR:HA	2.00	0.43
1:B:157:VAL:HG12	1:B:158:SER:N	2.33	0.43
1:B:139:TYR:HA	1:B:140:PRO:HD2	1.80	0.43

Continued on next page...

Continued from previous page...

Atom-1	Atom-2	Interatomic distance (Å)	Clash overlap (Å)
1:B:19:LYS:HB2	1:B:20:PRO:HD3	2.00	0.43
1:B:6:MSE:HE3	2:B:197:GTP:N3	2.33	0.43
1:A:94:PRO:HB3	1:A:157:VAL:O	2.18	0.43
1:C:106:LYS:O	1:C:110:ILE:HG13	2.17	0.43
1:B:4:LEU:HA	1:B:46:PHE:O	2.18	0.43
1:C:87:CYS:C	1:C:89:GLY:H	2.21	0.43
1:C:178:ILE:HG12	1:C:178:ILE:H	1.45	0.43
1:D:163:TYR:C	1:D:164:GLN:HG3	2.38	0.43
1:C:33:VAL:H	1:C:33:VAL:HG23	1.57	0.43
1:C:167:GLU:HG3	1:C:168:ILE:H	1.82	0.43
1:C:98:VAL:CG1	1:C:99:SER:O	2.59	0.43
1:A:99:SER:O	1:A:102:LEU:CD1	2.67	0.43
1:D:102:LEU:N	1:D:102:LEU:CD1	2.82	0.43
1:A:112:SER:O	1:A:116:TYR:HB2	2.18	0.42
1:A:88:ILE:CG2	1:A:159:PRO:HB2	2.49	0.42
1:A:38:LEU:CD1	1:C:39:LYS:HA	2.48	0.42
1:D:163:TYR:CG	1:D:164:GLN:N	2.87	0.42
1:B:159:PRO:C	1:B:160:LYS:HZ1	2.13	0.42
1:D:182:ASP:O	1:D:182:ASP:OD1	2.37	0.42
1:C:104:ASN:CG	1:C:104:ASN:O	2.55	0.42
1:D:32:TYR:O	1:D:36:PRO:CG	2.67	0.42
1:B:185:LYS:HB2	1:B:186:LEU:HD12	2.02	0.42
1:A:13:ARG:N	1:A:13:ARG:CD	2.78	0.42
1:B:98:VAL:HG12	1:B:154:ILE:HG13	2.01	0.42
1:D:119:CYS:O	1:D:122:ALA:HB3	2.19	0.42
1:C:173:GLU:HG2	1:C:173:GLU:H	1.16	0.42
1:A:51:PRO:C	1:A:53:THR:H	2.22	0.42
1:C:157:VAL:CG1	1:C:158:SER:N	2.82	0.42
1:C:164:GLN:O	1:C:165:LYS:C	2.53	0.42
1:C:90:TYR:N	1:C:90:TYR:HD2	2.16	0.42
1:B:140:PRO:O	1:B:141:ASN:HB2	2.18	0.42
1:A:120:ILE:HD12	1:A:120:ILE:HA	1.74	0.42
1:A:166:GLU:CB	3:A:206:HOH:O	2.57	0.42
1:B:49:THR:HB	1:B:53:THR:HG1	1.85	0.42
1:D:182:ASP:O	1:D:186:LEU:HG	2.20	0.42
1:B:104:ASN:ND2	1:B:190:LEU:CB	2.78	0.42
1:D:52:ASN:O	1:D:53:THR:HB	2.18	0.42
1:A:53:THR:O	1:A:56:THR:HB	2.19	0.42
1:A:72:VAL:C	1:A:73:ILE:HG13	2.40	0.42
1:B:110:ILE:HA	1:B:113:ILE:HD12	2.01	0.42
1:D:134:ILE:HG22	1:D:135:PRO:N	2.33	0.42

Continued on next page...

Continued from previous page...

Atom-1	Atom-2	Interatomic distance (Å)	Clash overlap (Å)
1:B:82:GLU:OE2	1:B:84:LEU:HB2	2.19	0.42
1:A:133:MSE:HE2	1:A:168:ILE:HD12	2.01	0.42
1:B:60:ILE:HD13	1:B:60:ILE:HA	1.81	0.42
1:C:87:CYS:O	1:C:89:GLY:N	2.53	0.42
1:D:5:ILE:HG21	1:D:5:ILE:HD13	1.68	0.42
1:C:134:ILE:HG22	1:C:135:PRO:N	2.35	0.42
1:C:143:SER:C	1:C:144:ILE:HG12	2.40	0.42
1:D:7:ALA:HA	2:D:197:GTP:HO2'	1.84	0.42
1:A:39:LYS:CE	1:C:39:LYS:CG	2.93	0.42
1:B:60:ILE:HG21	1:B:71:VAL:HG23	2.02	0.42
1:D:180:THR:O	1:D:183:ASP:HB2	2.20	0.42
1:D:97:VAL:C	1:D:98:VAL:HG23	2.39	0.42
1:C:38:LEU:C	1:C:40:SER:H	2.22	0.42
1:C:87:CYS:O	1:C:88:ILE:C	2.54	0.42
1:A:167:GLU:OE1	1:A:167:GLU:CA	2.34	0.41
1:A:41:LYS:HA	1:C:67:TYR:CE1	2.55	0.41
1:A:129:ALA:O	1:A:166:GLU:HA	2.20	0.41
1:B:175:ILE:HG21	1:B:175:ILE:HD13	1.80	0.41
1:B:132:VAL:HG12	1:B:169:MSE:HE2	2.00	0.41
1:D:178:ILE:HG23	1:D:183:ASP:HB3	2.03	0.41
1:C:7:ALA:O	1:C:53:THR:CG2	2.61	0.41
1:B:101:ASP:O	1:B:177:ASN:HA	2.21	0.41
1:C:148:GLY:O	1:C:149:LEU:HD23	2.20	0.41
1:C:30:ILE:HG23	1:C:100:SER:HB2	2.01	0.41
1:B:104:ASN:HD21	1:B:190:LEU:CB	2.12	0.41
1:C:88:ILE:O	1:C:88:ILE:HG22	2.20	0.41
1:C:127:VAL:HG23	1:C:165:LYS:C	2.37	0.41
1:A:64:TYR:O	1:A:67:TYR:HB2	2.20	0.41
1:A:168:ILE:HG23	1:A:168:ILE:HD12	1.58	0.41
1:C:174:LEU:HG	1:C:175:ILE:N	2.30	0.41
1:A:47:ILE:HG21	1:A:47:ILE:HD13	1.75	0.41
1:A:117:PHE:HD1	1:A:156:VAL:HG11	1.61	0.41
1:A:39:LYS:HA	1:C:38:LEU:HD13	2.03	0.41
1:C:124:THR:C	1:C:126:ASP:H	2.23	0.41
1:B:17:VAL:H	1:B:17:VAL:HG23	1.55	0.41
1:A:102:LEU:HD23	1:A:154:ILE:HD11	2.01	0.41
1:A:29:LEU:HD23	1:A:29:LEU:HA	1.87	0.41
1:A:43:ASN:ND2	1:A:44:ASN:ND2	2.69	0.41
1:C:177:ASN:ND2	1:C:177:ASN:N	2.69	0.41
1:D:9:GLY:HA3	2:D:197:GTP:O1B	2.20	0.41
1:A:14:MSE:HE3	1:A:181:LYS:HG3	2.03	0.41

Continued on next page...

Continued from previous page...

Atom-1	Atom-2	Interatomic distance (Å)	Clash overlap (Å)
1:B:88:ILE:HG23	1:B:159:PRO:HA	2.03	0.41
1:C:178:ILE:HG21	1:C:184:LEU:HD21	1.96	0.41
1:D:168:ILE:HG21	1:D:168:ILE:HD13	1.78	0.41
1:B:72:VAL:CG1	1:B:73:ILE:N	2.83	0.41
1:C:57:LYS:HA	1:C:60:ILE:HG21	2.02	0.41
1:A:61:ASN:O	1:A:65:LYS:CB	2.61	0.41
1:A:114:VAL:HG12	1:A:115:ASP:N	2.31	0.41
1:A:19:LYS:HA	1:A:22:ILE:HG13	2.02	0.40
1:B:45:ILE:HB	1:B:69:ASN:CB	2.51	0.40
1:B:130:LEU:HB3	1:B:156:VAL:HB	2.03	0.40
1:B:18:GLU:CD	1:B:53:THR:HA	2.13	0.40
1:B:1:MSE:CE	1:B:114:VAL:HG13	2.46	0.40
1:A:51:PRO:O	1:A:52:ASN:HB2	2.21	0.40
1:D:74:ASP:C	1:D:75:THR:CG2	2.87	0.40
1:C:171:ILE:N	1:C:171:ILE:CD1	2.74	0.40
1:A:1:MSE:HE1	1:A:96:LEU:HG	1.95	0.40
1:C:124:THR:O	1:C:126:ASP:N	2.54	0.40
1:B:18:GLU:C	1:B:20:PRO:HD2	2.41	0.40
1:B:186:LEU:CD1	1:C:70:ILE:HG21	2.51	0.40
1:C:116:TYR:HE2	1:C:120:ILE:CD1	2.27	0.40
1:D:132:VAL:O	1:D:132:VAL:HG13	2.22	0.40
1:D:167:GLU:OE1	1:D:167:GLU:HA	2.22	0.40
1:B:109:ILE:O	1:B:113:ILE:HG13	2.22	0.40
1:B:155:ASN:OD1	1:B:155:ASN:N	2.49	0.40
1:D:46:PHE:CD1	1:D:70:ILE:HB	2.56	0.40

All (7) symmetry-related close contacts are listed below. The label for Atom-2 includes the symmetry operator and encoded unit-cell translations to be applied.

Atom-1	Atom-2	Interatomic distance (Å)	Clash overlap (Å)
1:D:90:TYR:OH	3:A:211:HOH:O[2_545]	1.32	0.88
1:C:144:ILE:CD1	3:A:218:HOH:O[1_445]	1.76	0.44
1:D:90:TYR:CA	3:A:201:HOH:O[2_545]	2.06	0.14
1:D:90:TYR:CZ	3:A:211:HOH:O[2_545]	2.10	0.10
1:D:89:GLY:O	3:A:201:HOH:O[2_545]	2.12	0.08
1:A:143:SER:O	3:C:201:HOH:O[1_665]	2.15	0.05
1:B:39:LYS:O	1:D:67:TYR:CE1[1_565]	2.19	0.01

5.3 Torsion angles

5.3.1 Protein backbone

In the following table, the Percentiles column shows the percent Ramachandran outliers of the chain as a percentile score with respect to all X-ray entries followed by that with respect to entries of similar resolution.

The Analysed column shows the number of residues for which the backbone conformation was analysed, and the total number of residues.

Mol	Chain	Analysed	Favoured	Allowed	Outliers	Percentiles	
1	A	169/196 (86%)	159 (94%)	8 (5%)	2 (1%)	16	47
1	B	181/196 (92%)	171 (94%)	9 (5%)	1 (1%)	30	65
1	C	177/196 (90%)	167 (94%)	7 (4%)	3 (2%)	11	36
1	D	174/196 (89%)	165 (95%)	7 (4%)	2 (1%)	17	50
All	All	701/784 (89%)	662 (94%)	31 (4%)	8 (1%)	17	50

All (8) Ramachandran outliers are listed below:

Mol	Chain	Res	Type
1	C	53	THR
1	D	53	THR
1	D	140	PRO
1	B	140	PRO
1	A	140	PRO
1	C	140	PRO
1	A	53	THR
1	C	72	VAL

5.3.2 Protein sidechains

In the following table, the Percentiles column shows the percent sidechain outliers of the chain as a percentile score with respect to all X-ray entries followed by that with respect to entries of similar resolution.

The Analysed column shows the number of residues for which the sidechain conformation was analysed, and the total number of residues.

Mol	Chain	Analysed	Rotameric	Outliers	Percentiles	
1	A	159/169 (94%)	137 (86%)	22 (14%)	4	13
1	B	164/169 (97%)	146 (89%)	18 (11%)	8	23

Continued on next page...

Continued from previous page...

Mol	Chain	Analysed	Rotameric	Outliers	Percentiles	
1	C	159/169 (94%)	137 (86%)	22 (14%)	4	13
1	D	159/169 (94%)	148 (93%)	11 (7%)	19	48
All	All	641/676 (95%)	568 (89%)	73 (11%)	7	21

All (73) residues with a non-rotameric sidechain are listed below:

Mol	Chain	Res	Type
1	A	13	ARG
1	A	27	ARG
1	A	30	ILE
1	A	42	VAL
1	A	49	THR
1	A	60	ILE
1	A	83	ASP
1	A	84	LEU
1	A	95	PHE
1	A	97	VAL
1	A	102	LEU
1	A	103	ILE
1	A	113	ILE
1	A	114	VAL
1	A	120	ILE
1	A	132	VAL
1	A	136	LYS
1	A	146	PHE
1	A	161	HIS
1	A	164	GLN
1	A	171	ILE
1	A	172	ASP
1	B	27	ARG
1	B	30	ILE
1	B	31	ASP
1	B	42	VAL
1	B	70	ILE
1	B	73	ILE
1	B	75	THR
1	B	82	GLU
1	B	85	ASN
1	B	88	ILE
1	B	112	SER
1	B	125	PRO

Continued on next page...

Continued from previous page...

Mol	Chain	Res	Type
1	B	132	VAL
1	B	160	LYS
1	B	169	MSE
1	B	171	ILE
1	B	186	LEU
1	B	190	LEU
1	C	13	ARG
1	C	30	ILE
1	C	33	VAL
1	C	35	SER
1	C	52	ASN
1	C	53	THR
1	C	62	SER
1	C	84	LEU
1	C	90	TYR
1	C	95	PHE
1	C	133	MSE
1	C	144	ILE
1	C	145	ASP
1	C	160	LYS
1	C	168	ILE
1	C	169	MSE
1	C	170	VAL
1	C	173	GLU
1	C	177	ASN
1	C	178	ILE
1	C	180	THR
1	C	186	LEU
1	D	6	MSE
1	D	50	SER
1	D	51	PRO
1	D	52	ASN
1	D	53	THR
1	D	65	LYS
1	D	69	ASN
1	D	75	THR
1	D	153	ASP
1	D	171	ILE
1	D	177	ASN

Some sidechains can be flipped to improve hydrogen bonding and reduce clashes. All (8) such sidechains are listed below:

Mol	Chain	Res	Type
1	A	44	ASN
1	A	69	ASN
1	A	161	HIS
1	B	69	ASN
1	B	104	ASN
1	C	43	ASN
1	C	104	ASN
1	D	179	ASN

5.3.3 RNA ⓘ

There are no RNA molecules in this entry.

5.4 Non-standard residues in protein, DNA, RNA chains ⓘ

There are no non-standard protein/DNA/RNA residues in this entry.

5.5 Carbohydrates ⓘ

There are no carbohydrates in this entry.

5.6 Ligand geometry ⓘ

4 ligands are modelled in this entry.

In the following table, the Counts columns list the number of bonds (or angles) for which Mogul statistics could be retrieved, the number of bonds (or angles) that are observed in the model and the number of bonds (or angles) that are defined in the chemical component dictionary. The Link column lists molecule types, if any, to which the group is linked. The Z score for a bond length (or angle) is the number of standard deviations the observed value is removed from the expected value. A bond length (or angle) with $|Z| > 2$ is considered an outlier worth inspection. RMSZ is the root-mean-square of all Z scores of the bond lengths (or angles).

Mol	Type	Chain	Res	Link	Bond lengths			Bond angles		
					Counts	RMSZ	# Z > 2	Counts	RMSZ	# Z > 2
2	GTP	A	197	-	25,34,34	0.92	1 (4%)	34,54,54	1.79	7 (20%)
2	GTP	B	197	-	25,34,34	0.92	1 (4%)	34,54,54	1.79	7 (20%)
2	GTP	C	197	-	25,34,34	0.92	1 (4%)	34,54,54	1.78	7 (20%)
2	GTP	D	197	-	25,34,34	0.92	1 (4%)	34,54,54	1.77	7 (20%)

In the following table, the Chirals column lists the number of chiral outliers, the number of chiral

centers analysed, the number of these observed in the model and the number defined in the chemical component dictionary. Similar counts are reported in the Torsion and Rings columns. '-' means no outliers of that kind were identified.

Mol	Type	Chain	Res	Link	Chirals	Torsions	Rings
2	GTP	A	197	-	-	0/18/38/38	0/3/3/3
2	GTP	B	197	-	-	0/18/38/38	0/3/3/3
2	GTP	C	197	-	-	0/18/38/38	0/3/3/3
2	GTP	D	197	-	-	0/18/38/38	0/3/3/3

All (4) bond length outliers are listed below:

Mol	Chain	Res	Type	Atoms	Z	Observed(Å)	Ideal(Å)
2	B	197	GTP	C6-N1	2.82	1.38	1.33
2	A	197	GTP	C6-N1	2.88	1.38	1.33
2	D	197	GTP	C6-N1	2.88	1.38	1.33
2	C	197	GTP	C6-N1	2.89	1.38	1.33

All (28) bond angle outliers are listed below:

Mol	Chain	Res	Type	Atoms	Z	Observed(°)	Ideal(°)
2	D	197	GTP	N3-C2-N1	-4.79	120.14	127.44
2	B	197	GTP	N3-C2-N1	-4.78	120.16	127.44
2	A	197	GTP	N3-C2-N1	-4.78	120.16	127.44
2	C	197	GTP	N3-C2-N1	-4.77	120.18	127.44
2	C	197	GTP	PA-O3A-PB	-4.39	120.40	132.73
2	B	197	GTP	PA-O3A-PB	-4.35	120.50	132.73
2	D	197	GTP	PA-O3A-PB	-4.35	120.52	132.73
2	A	197	GTP	PA-O3A-PB	-4.31	120.61	132.73
2	A	197	GTP	PB-O3B-PG	-3.60	120.60	132.67
2	B	197	GTP	PB-O3B-PG	-3.59	120.64	132.67
2	D	197	GTP	PB-O3B-PG	-3.55	120.77	132.67
2	C	197	GTP	PB-O3B-PG	-3.54	120.78	132.67
2	A	197	GTP	C2'-C1'-N9	-3.12	109.53	114.29
2	B	197	GTP	C2'-C1'-N9	-3.02	109.68	114.29
2	B	197	GTP	C5-C6-N1	-2.92	119.59	123.59
2	C	197	GTP	C5-C6-N1	-2.90	119.62	123.59
2	A	197	GTP	C5-C6-N1	-2.90	119.63	123.59
2	C	197	GTP	C2'-C1'-N9	-2.89	109.87	114.29
2	D	197	GTP	C5-C6-N1	-2.87	119.66	123.59
2	D	197	GTP	C2'-C1'-N9	-2.74	110.11	114.29
2	D	197	GTP	C4'-O4'-C1'	2.01	111.92	109.72
2	A	197	GTP	C4'-O4'-C1'	2.11	112.04	109.72
2	B	197	GTP	C4'-O4'-C1'	2.15	112.08	109.72

Continued on next page...

Continued from previous page...

Mol	Chain	Res	Type	Atoms	Z	Observed(°)	Ideal(°)
2	C	197	GTP	C4'-O4'-C1'	2.26	112.20	109.72
2	C	197	GTP	C6-N1-C2	2.81	119.84	115.94
2	D	197	GTP	C6-N1-C2	2.82	119.85	115.94
2	A	197	GTP	C6-N1-C2	2.82	119.86	115.94
2	B	197	GTP	C6-N1-C2	2.84	119.88	115.94

There are no chirality outliers.

There are no torsion outliers.

There are no ring outliers.

4 monomers are involved in 29 short contacts:

Mol	Chain	Res	Type	Clashes	Symm-Clashes
2	A	197	GTP	7	0
2	B	197	GTP	10	0
2	C	197	GTP	6	0
2	D	197	GTP	6	0

5.7 Other polymers [i](#)

There are no such residues in this entry.

5.8 Polymer linkage issues [i](#)

There are no chain breaks in this entry.

6 Fit of model and data [i](#)

6.1 Protein, DNA and RNA chains [i](#)

In the following table, the column labelled ‘#RSRZ> 2’ contains the number (and percentage) of RSRZ outliers, followed by percent RSRZ outliers for the chain as percentile scores relative to all X-ray entries and entries of similar resolution. The OWAB column contains the minimum, median, 95th percentile and maximum values of the occupancy-weighted average B-factor per residue. The column labelled ‘Q< 0.9’ lists the number of (and percentage) of residues with an average occupancy less than 0.9.

Mol	Chain	Analysed	<RSRZ>	#RSRZ>2		OWAB(Å ²)	Q<0.9
1	A	171/196 (87%)	-0.29	0	100 100	41, 51, 57, 58	0
1	B	179/196 (91%)	-0.39	0	100 100	37, 43, 49, 52	0
1	C	175/196 (89%)	-0.27	1 (0%)	90 86	43, 52, 57, 61	0
1	D	174/196 (88%)	-0.32	0	100 100	39, 45, 54, 59	0
All	All	699/784 (89%)	-0.32	1 (0%)	95 95	37, 47, 57, 61	0

All (1) RSRZ outliers are listed below:

Mol	Chain	Res	Type	RSRZ
1	C	124	THR	2.2

6.2 Non-standard residues in protein, DNA, RNA chains [i](#)

There are no non-standard protein/DNA/RNA residues in this entry.

6.3 Carbohydrates [i](#)

There are no carbohydrates in this entry.

6.4 Ligands [i](#)

In the following table, the Atoms column lists the number of modelled atoms in the group and the number defined in the chemical component dictionary. LLDF column lists the quality of electron density of the group with respect to its neighbouring residues in protein, DNA or RNA chains. The B-factors column lists the minimum, median, 95th percentile and maximum values of B factors of atoms in the group. The column labelled ‘Q< 0.9’ lists the number of atoms with occupancy less than 0.9.

Mol	Type	Chain	Res	Atoms	RSCC	RSR	LLDF	B-factors(\AA^2)	Q<0.9
2	GTP	B	197	32/32	0.94	0.17	0.29	42,43,44,44	0
2	GTP	A	197	32/32	0.89	0.19	0.19	63,63,64,64	0
2	GTP	C	197	32/32	0.94	0.15	-0.82	43,44,45,45	0
2	GTP	D	197	32/32	0.96	0.13	-1.01	40,40,40,40	0

6.5 Other polymers [i](#)

There are no such residues in this entry.