



Full wwPDB X-ray Structure Validation Report ⓘ

Jan 31, 2016 – 10:04 PM GMT

PDB ID : 1RYZ
Title : Uridine Phosphorylase from Salmonella typhimurium. Crystal Structure at 2.9 Å Resolution
Authors : Dontsova, M.V.; Gabdoulkhakov, A.G.; Lyashenko, A.V.; Nikonov, S.V.; Ealick, S.E.; Mikhailov, A.M.
Deposited on : 2003-12-23
Resolution : 2.90 Å(reported)

This is a Full wwPDB X-ray Structure Validation Report for a publicly released PDB entry.
We welcome your comments at validation@mail.wwpdb.org
A user guide is available at
<http://wwpdb.org/validation/2016/XrayValidationReportHelp>
with specific help available everywhere you see the ⓘ symbol.

The following versions of software and data (see [references ⓘ](#)) were used in the production of this report:

MolProbity : 4.02b-467
Mogul : 1.7 (RC4), CSD as536be (2015)
Xtriage (Phenix) : **NOT EXECUTED**
EDS : **NOT EXECUTED**
Percentile statistics : 20151230.v01 (using entries in the PDB archive December 30th 2015)
Ideal geometry (proteins) : Engh & Huber (2001)
Ideal geometry (DNA, RNA) : Parkinson et al. (1996)
Validation Pipeline (wwPDB-VP) : trunk26865

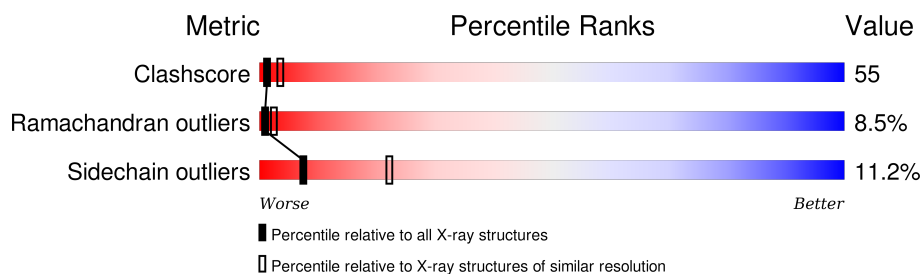
1 Overall quality at a glance

The following experimental techniques were used to determine the structure:

X-RAY DIFFRACTION

The reported resolution of this entry is 2.90 Å.

Percentile scores (ranging between 0-100) for global validation metrics of the entry are shown in the following graphic. The table shows the number of entries on which the scores are based.



Metric	Whole archive (#Entries)	Similar resolution (#Entries, resolution range(Å))
Clashscore	102246	1668 (2.90-2.90)
Ramachandran outliers	100387	1630 (2.90-2.90)
Sidechain outliers	100360	1632 (2.90-2.90)

The table below summarises the geometric issues observed across the polymeric chains and their fit to the electron density. The red, orange, yellow and green segments on the lower bar indicate the fraction of residues that contain outliers for ≥ 3 , 2, 1 and 0 types of geometric quality criteria. A grey segment represents the fraction of residues that are not modelled. The numeric value for each fraction is indicated below the corresponding segment, with a dot representing fractions $\leq 5\%$. The upper red bar (where present) indicates the fraction of residues that have poor fit to the electron density. The numeric value is given above the bar.

Note EDS was not executed.

Mol	Chain	Length	Quality of chain
1	A	253	
1	B	253	
1	C	253	
1	D	253	
1	E	253	
1	F	253	

The following table lists non-polymeric compounds, carbohydrate monomers and non-standard

residues in protein, DNA, RNA chains that are outliers for geometric or electron-density-fit criteria:

Mol	Type	Chain	Res	Chirality	Geometry	Clashes	Electron density
2	ACY	B	254	-	-	X	-

2 Entry composition [i](#)

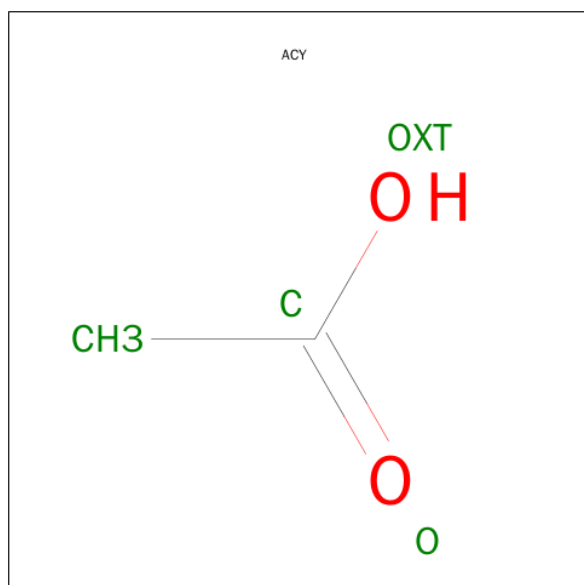
There are 2 unique types of molecules in this entry. The entry contains 11270 atoms, of which 0 are hydrogens and 0 are deuteriums.

In the tables below, the ZeroOcc column contains the number of atoms modelled with zero occupancy, the AltConf column contains the number of residues with at least one atom in alternate conformation and the Trace column contains the number of residues modelled with at most 2 atoms.

- Molecule 1 is a protein called Uridine phosphorylase.

Mol	Chain	Residues	Atoms					ZeroOcc	AltConf	Trace
1	A	250	Total	C	N	O	S	0	0	0
			1877	1174	330	361	12			
1	B	250	Total	C	N	O	S	0	0	0
			1877	1174	330	361	12			
1	C	250	Total	C	N	O	S	0	0	0
			1877	1174	330	361	12			
1	D	250	Total	C	N	O	S	0	0	0
			1877	1174	330	361	12			
1	E	250	Total	C	N	O	S	0	0	0
			1877	1174	330	361	12			
1	F	250	Total	C	N	O	S	0	0	0
			1877	1174	330	361	12			

- Molecule 2 is ACETIC ACID (three-letter code: ACY) (formula: C₂H₄O₂).



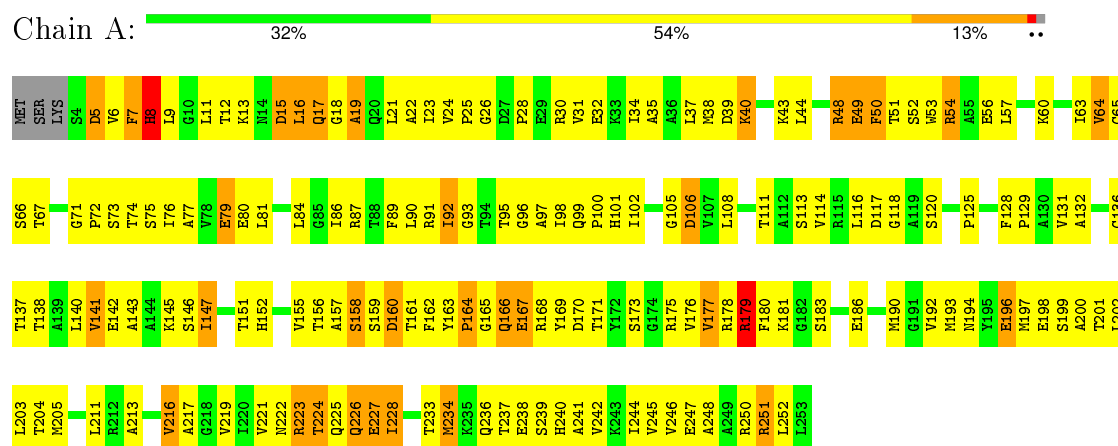
Mol	Chain	Residues	Atoms			ZeroOcc	AltConf
2	B	1	Total 4	C 2	O 2	0	0
2	B	1	Total 4	C 2	O 2	0	0

3 Residue-property plots

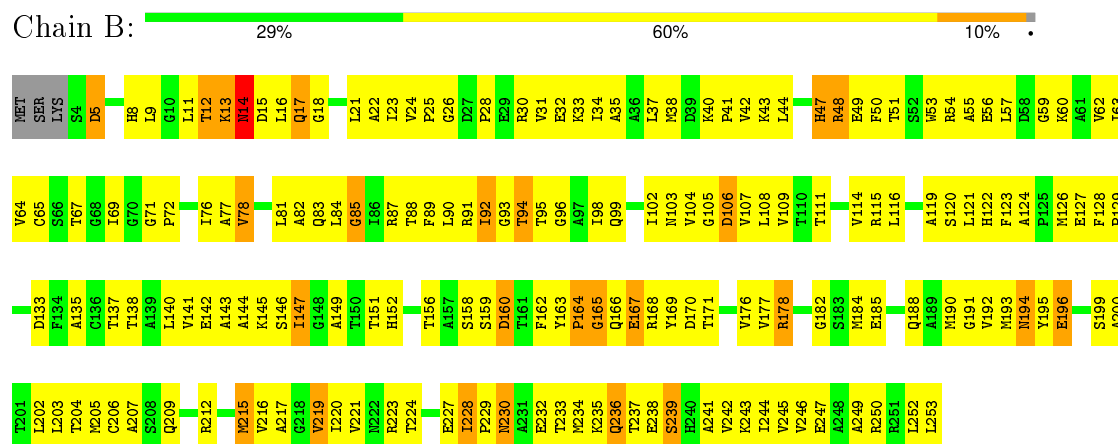
These plots are drawn for all protein, RNA and DNA chains in the entry. The first graphic for a chain summarises the proportions of errors displayed in the second graphic. The second graphic shows the sequence view annotated by issues in geometry and electron density. Residues are color-coded according to the number of geometric quality criteria for which they contain at least one outlier: green = 0, yellow = 1, orange = 2 and red = 3 or more. A red dot above a residue indicates a poor fit to the electron density ($RSRZ > 2$). Stretches of 2 or more consecutive residues without any outlier are shown as a green connector. Residues present in the sample, but not in the model, are shown in grey.

Note EDS was not executed.

• Molecule 1: Uridine phosphorylase

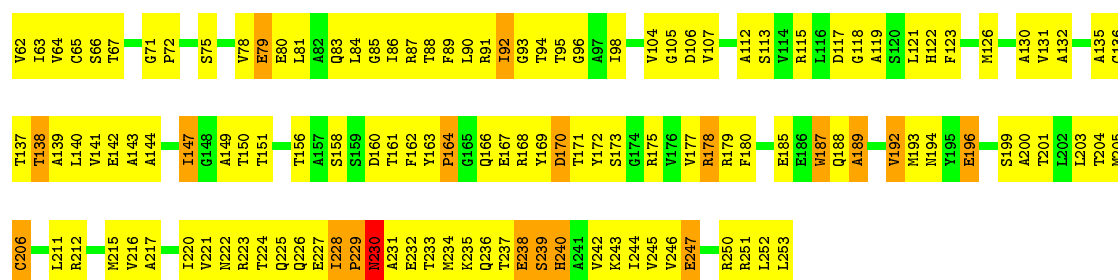


• Molecule 1: Uridine phosphorylase

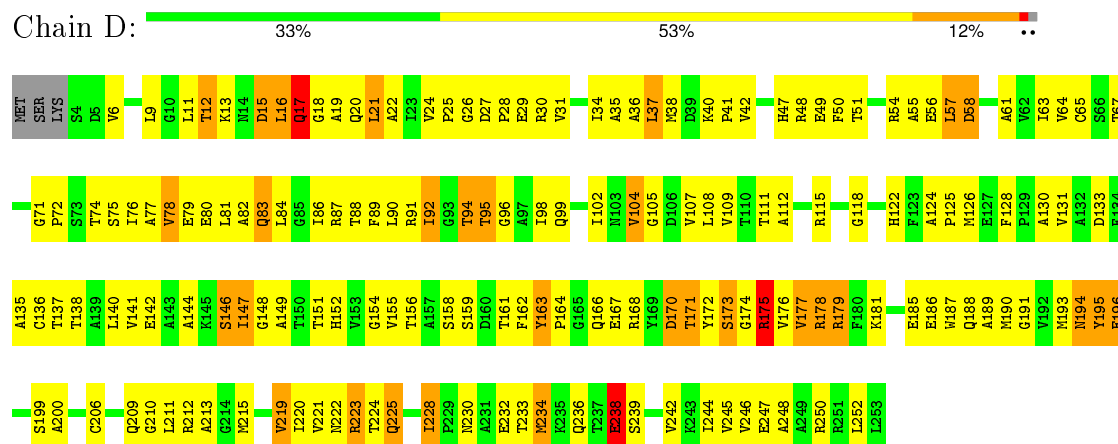


• Molecule 1: Uridine phosphorylase

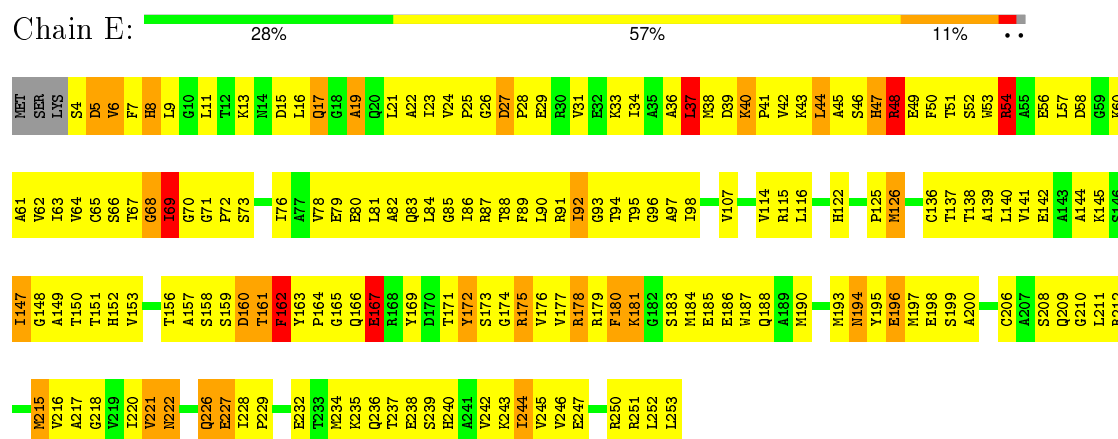




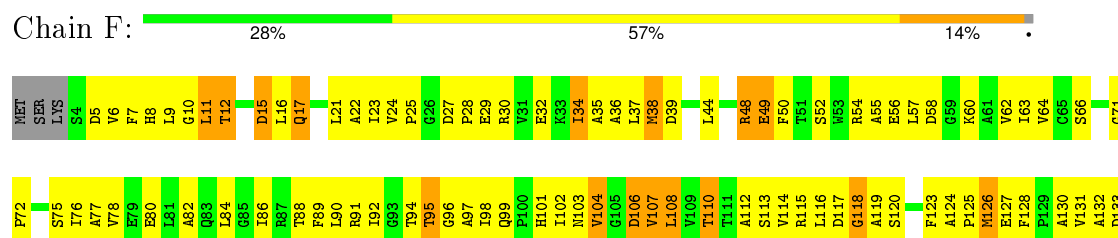
• Molecule 1: Uridine phosphorylase



• Molecule 1: Uridine phosphorylase



• Molecule 1: Uridine phosphorylase



A200	T138	A139	V141	E142	A143	A144	K145	S146	I147	G148	A149	T150	T151	H152	V153	G154	V155	T156	A157	S158	S159	D160	T161	F162	Y163	P164	G165	Q166	T167	R168	T169	D170	T171	Y172	S173	G174	R175	V176	V177	R178	R179	F180	S183	M184	E185	E186	H187	Q188	V192	M193	N194	Y195	E196	M197	E198	S199
T201	L202	L203	T204	M205	Q209	R212	M215	V216	A217	I220	V221	N222	R223	E227	I228	P229	N230	A231	E232	T233	M234	K235	Q236	T237	E238	S239	H240	A241	V242	K243	I244	E247	A248	R250	R251	L252	L253																			

4 Data and refinement statistics

Xtriage (Phenix) and EDS were not executed - this section will therefore be incomplete.

Property	Value	Source
Space group	P 61	Depositor
Cell constants a, b, c, α , β , γ	92.26 Å 92.26 Å 267.46 Å 90.00° 90.00° 120.00°	Depositor
Resolution (Å)	29.46 – 2.90	Depositor
% Data completeness (in resolution range)	93.9 (29.46-2.90)	Depositor
R_{merge}	0.15	Depositor
R_{sym}	0.18	Depositor
Refinement program	CNS 1.1	Depositor
R, R_{free}	0.212 , 0.284	Depositor
Estimated twinning fraction	No twinning to report.	Xtriage
Total number of atoms	11270	wwPDB-VP
Average B, all atoms (Å ²)	18.0	wwPDB-VP

5 Model quality [i](#)

5.1 Standard geometry [i](#)

Bond lengths and bond angles in the following residue types are not validated in this section: ACY

The Z score for a bond length (or angle) is the number of standard deviations the observed value is removed from the expected value. A bond length (or angle) with $|Z| > 5$ is considered an outlier worth inspection. RMSZ is the root-mean-square of all Z scores of the bond lengths (or angles).

Mol	Chain	Bond lengths		Bond angles	
		RMSZ	$\# Z > 5$	RMSZ	$\# Z > 5$
1	A	0.42	0/1907	0.74	0/2584
1	B	0.40	0/1907	0.72	0/2584
1	C	0.41	0/1907	0.70	0/2584
1	D	0.40	0/1907	0.67	0/2584
1	E	0.41	0/1907	0.74	2/2584 (0.1%)
1	F	0.40	0/1907	0.73	0/2584
All	All	0.41	0/11442	0.72	2/15504 (0.0%)

There are no bond length outliers.

All (2) bond angle outliers are listed below:

Mol	Chain	Res	Type	Atoms	Z	Observed(°)	Ideal(°)
1	E	6	VAL	N-CA-C	-6.19	94.29	111.00
1	E	47	HIS	N-CA-C	5.18	124.98	111.00

There are no chirality outliers.

There are no planarity outliers.

5.2 Too-close contacts [i](#)

In the following table, the Non-H and H(model) columns list the number of non-hydrogen atoms and hydrogen atoms in the chain respectively. The H(added) column lists the number of hydrogen atoms added and optimized by MolProbity. The Clashes column lists the number of clashes within the asymmetric unit, whereas Symm-Clashes lists symmetry related clashes.

Mol	Chain	Non-H	H(model)	H(added)	Clashes	Symm-Clashes
1	A	1877	0	1887	184	0
1	B	1877	0	1887	230	0
1	C	1877	0	1887	195	0

Continued on next page...

Continued from previous page...

Mol	Chain	Non-H	H(model)	H(added)	Clashes	Symm-Clashes
1	D	1877	0	1887	202	0
1	E	1877	0	1887	251	0
1	F	1877	0	1887	239	0
2	B	8	0	6	5	0
All	All	11270	0	11328	1237	0

The all-atom clashscore is defined as the number of clashes found per 1000 atoms (including hydrogen atoms). The all-atom clashscore for this structure is 55.

All (1237) close contacts within the same asymmetric unit are listed below, sorted by their clash magnitude.

Atom-1	Atom-2	Interatomic distance (Å)	Clash overlap (Å)
1:B:232:GLU:HG2	1:B:236:GLN:HB2	1.27	1.16
1:E:167:GLU:HG3	1:E:183:SER:H	1.15	1.10
1:C:228:ILE:HB	1:C:229:PRO:HD2	1.37	1.06
1:C:104:VAL:HG11	1:C:229:PRO:HB3	1.34	1.06
1:E:22:ALA:HB2	1:E:86:ILE:HD13	1.36	1.05
1:C:222:ASN:HB3	1:C:225:GLN:HE21	1.21	1.05
1:C:16:LEU:HB3	1:C:19:ALA:HB3	1.40	1.03
1:C:21:LEU:HD23	1:C:22:ALA:H	1.19	1.01
1:B:21:LEU:HD23	1:B:22:ALA:N	1.75	1.01
1:F:54:ARG:HH11	1:F:54:ARG:HB3	1.23	0.99
1:D:171:THR:HG22	1:D:172:TYR:H	1.21	0.99
1:F:30:ARG:CZ	1:F:238:GLU:HG2	1.92	0.99
1:F:194:ASN:HD22	1:F:194:ASN:N	1.61	0.98
1:B:60:LYS:HD2	1:B:253:LEU:HB3	1.46	0.97
1:E:194:ASN:H	1:E:194:ASN:HD22	1.06	0.96
1:E:17:GLN:HE21	1:E:17:GLN:HA	1.29	0.96
1:B:33:LYS:HA	1:B:33:LYS:HE2	1.46	0.95
1:A:16:LEU:HB3	1:A:63:ILE:HD11	1.45	0.95
1:B:21:LEU:HD23	1:B:22:ALA:H	1.31	0.95
1:C:67:THR:HG21	1:C:91:ARG:HH12	1.31	0.95
1:D:16:LEU:HB3	1:D:63:ILE:HD11	1.49	0.93
1:D:21:LEU:HD12	1:D:88:THR:HB	1.50	0.93
1:D:147:ILE:HD11	1:D:149:ALA:HB2	1.51	0.93
1:E:242:VAL:O	1:E:246:VAL:HG23	1.69	0.92
1:E:31:VAL:HG13	1:E:64:VAL:HG12	1.52	0.92
1:C:54:ARG:HH11	1:C:54:ARG:HB3	1.33	0.91
1:F:57:LEU:HD11	1:F:250:ARG:NH1	1.85	0.90
1:E:90:LEU:HD11	1:E:252:LEU:HD12	1.54	0.90
1:B:94:THR:HG22	1:B:220:ILE:HG21	1.52	0.90

Continued on next page...

Continued from previous page...

Atom-1	Atom-2	Interatomic distance (Å)	Clash overlap (Å)
1:D:194:ASN:H	1:D:194:ASN:HD22	1.18	0.90
1:E:240:HIS:O	1:E:244:ILE:HG12	1.72	0.89
1:E:17:GLN:HG3	1:E:54:ARG:HH21	1.35	0.89
1:F:38:MET:HB2	1:F:55:ALA:HB1	1.53	0.89
1:B:16:LEU:HD12	1:B:63:ILE:HG13	1.54	0.89
1:F:143:ALA:N	1:F:251:ARG:HH12	1.70	0.88
1:C:21:LEU:HD23	1:C:22:ALA:N	1.86	0.88
1:A:17:GLN:HG2	1:A:54:ARG:HE	1.36	0.88
1:E:11:LEU:HD22	1:E:44:LEU:HD22	1.55	0.88
1:E:87:ARG:HG3	1:E:87:ARG:HH11	1.39	0.88
1:B:9:LEU:HD11	1:B:81:LEU:HD23	1.55	0.87
1:B:126:MET:HE1	1:F:127:GLU:HG3	1.54	0.87
1:A:242:VAL:O	1:A:246:VAL:HG23	1.74	0.87
1:A:117:ASP:HA	1:A:160:ASP:OD1	1.75	0.87
1:B:194:ASN:HD22	1:B:194:ASN:H	1.24	0.86
1:F:163:TYR:HA	1:F:168:ARG:HD2	1.57	0.85
2:B:254:ACY:H2	1:D:48:ARG:HH12	1.41	0.85
1:E:44:LEU:HD12	1:E:54:ARG:HB2	1.57	0.84
1:A:186:GLU:O	1:A:190:MET:HG3	1.76	0.84
1:D:30:ARG:O	1:D:34:ILE:HG12	1.77	0.84
1:C:107:VAL:HG21	1:C:244:ILE:HD12	1.58	0.84
1:A:105:GLY:HA2	1:A:237:THR:HG23	1.58	0.84
1:B:163:TYR:HA	1:B:168:ARG:HD2	1.59	0.84
1:D:31:VAL:HG13	1:D:64:VAL:HG12	1.58	0.84
1:D:76:ILE:HG22	1:D:80:GLU:HG3	1.59	0.84
1:C:67:THR:HG21	1:C:91:ARG:NH1	1.93	0.83
1:B:158:SER:HB3	1:B:200:ALA:HB2	1.58	0.83
1:A:108:LEU:HD13	1:A:193:MET:HG3	1.59	0.83
1:A:179:ARG:HD2	1:A:180:PHE:CE1	2.12	0.83
1:F:194:ASN:HD22	1:F:194:ASN:H	1.23	0.83
1:F:187:TRP:HB3	1:F:192:VAL:HG21	1.61	0.83
1:A:156:THR:HG22	1:A:157:ALA:H	1.41	0.83
1:F:249:ALA:O	1:F:253:LEU:HG	1.79	0.82
1:A:6:VAL:HB	1:A:80:GLU:OE2	1.79	0.82
1:F:240:HIS:O	1:F:244:ILE:HG12	1.80	0.81
1:D:171:THR:HG22	1:D:172:TYR:N	1.96	0.81
1:B:25:PRO:HD2	1:B:65:CYS:O	1.79	0.81
1:E:15:ASP:O	1:E:44:LEU:HD11	1.81	0.81
1:E:57:LEU:HD21	1:E:250:ARG:HG2	1.62	0.81
1:F:44:LEU:HD11	1:F:54:ARG:HB2	1.60	0.81
1:A:91:ARG:O	1:A:91:ARG:HG3	1.81	0.81

Continued on next page...

Continued from previous page...

Atom-1	Atom-2	Interatomic distance (Å)	Clash overlap (Å)
1:B:194:ASN:N	1:B:194:ASN:HD22	1.78	0.80
1:F:30:ARG:NH2	1:F:238:GLU:HG2	1.96	0.80
1:E:194:ASN:N	1:E:194:ASN:HD22	1.79	0.80
1:D:179:ARG:HB2	1:D:179:ARG:HH11	1.45	0.79
1:F:89:PHE:O	1:F:90:LEU:HG	1.82	0.79
1:E:169:TYR:OH	1:E:181:LYS:HG3	1.82	0.79
1:C:201:THR:HG22	1:C:205:MET:HE2	1.62	0.79
1:A:16:LEU:HB3	1:A:63:ILE:CD1	2.13	0.79
1:B:69:ILE:H	1:B:69:ILE:HD12	1.46	0.79
1:A:196:GLU:CD	1:A:199:SER:H	1.86	0.79
1:D:133:ASP:CG	1:D:212:ARG:HG2	2.03	0.79
1:C:231:ALA:O	1:C:234:MET:HB2	1.83	0.79
1:C:38:MET:HG3	1:C:57:LEU:HD13	1.63	0.79
1:F:21:LEU:HD13	1:F:253:LEU:HD23	1.65	0.79
1:D:177:VAL:HG22	1:D:179:ARG:H	1.48	0.79
1:B:17:GLN:HG2	1:B:54:ARG:NH1	1.98	0.78
1:C:96:GLY:O	1:C:194:ASN:HB2	1.83	0.78
1:C:117:ASP:HA	1:C:160:ASP:HB2	1.64	0.78
1:C:44:LEU:HD11	1:C:54:ARG:HB2	1.64	0.78
1:F:54:ARG:HH11	1:F:54:ARG:CB	1.96	0.78
1:E:194:ASN:ND2	1:E:194:ASN:H	1.81	0.77
1:E:161:THR:OG1	1:E:165:GLY:HA3	1.84	0.77
1:F:114:VAL:HG11	1:F:187:TRP:CZ3	2.19	0.77
1:C:222:ASN:HB3	1:C:225:GLN:NE2	1.98	0.77
1:D:34:ILE:HD12	1:D:242:VAL:HG13	1.67	0.77
1:B:5:ASP:HB2	1:B:12:THR:HA	1.65	0.77
1:C:58:ASP:O	1:C:60:LYS:HG2	1.85	0.77
1:C:16:LEU:HD22	1:C:63:ILE:CD1	2.15	0.77
1:C:91:ARG:HB3	1:C:215:MET:HG3	1.67	0.77
1:F:236:GLN:HA	1:F:239:SER:OG	1.85	0.77
1:E:156:THR:HG23	1:E:194:ASN:ND2	1.99	0.76
1:D:161:THR:OG1	1:D:164:PRO:HG2	1.86	0.76
1:C:49:GLU:OE1	1:E:48:ARG:O	2.04	0.76
1:D:247:GLU:O	1:D:250:ARG:HB2	1.86	0.76
1:D:17:GLN:HE21	1:D:17:GLN:HA	1.50	0.76
1:B:137:THR:O	1:B:141:VAL:HG23	1.85	0.76
1:F:8:HIS:HB2	1:F:80:GLU:OE2	1.86	0.76
1:E:8:HIS:HB3	1:E:50:PHE:CE1	2.21	0.75
1:C:4:SER:N	1:C:12:THR:HG22	2.01	0.75
1:F:138:THR:O	1:F:142:GLU:HG3	1.86	0.75
1:C:222:ASN:O	1:C:225:GLN:HB3	1.85	0.75

Continued on next page...

Continued from previous page...

Atom-1	Atom-2	Interatomic distance (Å)	Clash overlap (Å)
1:B:26:GLY:HA3	2:B:254:ACY:H1	1.69	0.74
1:E:138:THR:O	1:E:142:GLU:HG3	1.87	0.74
1:F:142:GLU:HB2	1:F:251:ARG:NH1	2.03	0.74
1:C:21:LEU:HD21	1:C:90:LEU:HD12	1.69	0.74
1:D:89:PHE:O	1:D:213:ALA:HA	1.87	0.74
1:C:144:ALA:O	1:C:147:ILE:HD13	1.88	0.74
1:A:156:THR:HG22	1:A:157:ALA:N	2.03	0.74
1:D:22:ALA:HA	1:D:63:ILE:O	1.87	0.73
1:B:230:ASN:HB2	1:B:233:THR:OG1	1.89	0.73
1:F:6:VAL:HG21	1:F:9:LEU:HB2	1.70	0.73
1:D:34:ILE:HD12	1:D:242:VAL:CG1	2.18	0.73
1:E:22:ALA:CB	1:E:86:ILE:HD13	2.17	0.72
1:E:86:ILE:O	1:E:87:ARG:HG3	1.88	0.72
1:E:76:ILE:HA	1:E:79:GLU:OE1	1.88	0.72
1:F:229:PRO:HG2	1:F:234:MET:SD	2.29	0.72
1:A:48:ARG:HB3	1:A:48:ARG:HH11	1.52	0.72
1:E:115:ARG:NH1	1:E:126:MET:HA	2.04	0.72
1:F:220:ILE:O	1:F:229:PRO:HG3	1.88	0.72
1:F:22:ALA:HB2	1:F:86:ILE:HD12	1.69	0.72
1:F:104:VAL:HG21	1:F:227:GLU:OE1	1.90	0.72
1:C:54:ARG:CB	1:C:54:ARG:HH11	2.03	0.72
1:E:57:LEU:HD23	1:E:253:LEU:HD11	1.71	0.72
1:E:91:ARG:HG3	1:E:92:ILE:N	2.02	0.72
1:E:186:GLU:HG3	1:E:190:MET:HE1	1.71	0.72
1:F:163:TYR:HA	1:F:168:ARG:CD	2.20	0.72
1:B:158:SER:CB	1:B:200:ALA:HB2	2.20	0.72
1:F:11:LEU:HD21	1:F:52:SER:OG	1.90	0.71
1:E:17:GLN:HG2	1:E:54:ARG:HE	1.54	0.71
1:B:149:ALA:CB	1:B:244:ILE:HD11	2.21	0.71
1:C:28:PRO:HG3	1:C:49:GLU:OE2	1.90	0.71
1:A:17:GLN:HG3	1:A:54:ARG:HH21	1.56	0.71
1:F:147:ILE:HD11	1:F:244:ILE:HD11	1.70	0.71
1:C:104:VAL:CG1	1:C:229:PRO:HB3	2.15	0.71
1:F:230:ASN:ND2	1:F:232:GLU:H	1.87	0.71
1:E:184:MET:O	1:E:188:GLN:HG3	1.91	0.71
1:D:175:ARG:NH1	1:D:177:VAL:HA	2.06	0.71
1:F:112:ALA:HB2	1:F:131:VAL:HA	1.70	0.71
1:B:71:GLY:N	1:B:72:PRO:HD3	2.06	0.71
1:B:126:MET:CE	1:F:127:GLU:HG3	2.21	0.71
1:C:107:VAL:HG21	1:C:244:ILE:CD1	2.19	0.70
1:F:99:GLN:HB2	1:F:102:ILE:HG12	1.73	0.70

Continued on next page...

Continued from previous page...

Atom-1	Atom-2	Interatomic distance (Å)	Clash overlap (Å)
1:A:43:LYS:HB2	1:A:53:TRP:CZ2	2.26	0.70
1:F:238:GLU:N	1:F:238:GLU:OE1	2.24	0.70
1:D:96:GLY:HA2	1:D:221:VAL:O	1.90	0.70
1:A:12:THR:O	1:A:84:LEU:HD22	1.91	0.70
1:B:94:THR:HG22	1:B:220:ILE:HD13	1.73	0.70
1:F:196:GLU:OE2	1:F:198:GLU:N	2.24	0.70
1:A:67:THR:HG21	1:A:74:THR:HG23	1.74	0.70
1:B:151:THR:O	1:B:152:HIS:HD2	1.75	0.70
1:F:140:LEU:HD13	1:F:216:VAL:HB	1.74	0.70
1:E:93:GLY:O	1:E:217:ALA:HA	1.92	0.70
1:C:25:PRO:HD2	1:C:65:CYS:O	1.92	0.70
1:F:112:ALA:HA	1:F:130:ALA:O	1.92	0.69
1:C:54:ARG:NH1	1:C:54:ARG:HB3	2.07	0.69
1:D:171:THR:CG2	1:D:172:TYR:H	2.03	0.69
1:F:177:VAL:HG22	1:F:178:ARG:H	1.57	0.69
1:C:54:ARG:HG3	1:C:62:VAL:O	1.92	0.69
1:F:54:ARG:NH1	1:F:54:ARG:HB3	2.02	0.69
1:C:26:GLY:HA2	1:C:67:THR:OG1	1.92	0.69
1:D:72:PRO:O	1:D:75:SER:HB3	1.92	0.69
1:E:8:HIS:HB3	1:E:50:PHE:CD1	2.28	0.69
1:A:37:LEU:HD22	1:A:37:LEU:N	2.08	0.69
1:E:21:LEU:HD23	1:E:22:ALA:N	2.07	0.68
1:D:63:ILE:HD12	1:D:86:ILE:HD11	1.74	0.68
1:E:27:ASP:OD2	1:E:29:GLU:HB2	1.93	0.68
1:D:98:ILE:HG12	1:D:193:MET:O	1.93	0.68
1:E:38:MET:O	1:F:145:LYS:HE3	1.93	0.68
1:B:17:GLN:HA	1:B:17:GLN:HE21	1.58	0.68
1:C:79:GLU:O	1:C:83:GLN:HG3	1.92	0.68
1:D:136:CYS:SG	1:D:212:ARG:HB3	2.34	0.68
1:B:108:LEU:HB3	1:B:193:MET:HE2	1.75	0.68
1:D:87:ARG:HH21	1:D:212:ARG:HH22	1.40	0.68
1:F:108:LEU:HD13	1:F:193:MET:HB3	1.76	0.68
1:A:137:THR:O	1:A:141:VAL:HG23	1.94	0.68
1:C:49:GLU:OE2	1:C:49:GLU:HA	1.93	0.68
1:C:201:THR:HG22	1:C:205:MET:CE	2.23	0.68
1:D:228:ILE:HD13	1:D:228:ILE:N	2.08	0.68
1:B:232:GLU:HG3	1:B:235:LYS:HD3	1.76	0.68
1:E:15:ASP:HB3	1:E:44:LEU:HD21	1.75	0.67
1:B:104:VAL:HA	1:B:219:VAL:HG12	1.76	0.67
1:E:17:GLN:HG3	1:E:54:ARG:NH2	2.10	0.67
1:E:94:THR:O	1:E:95:THR:HB	1.94	0.67

Continued on next page...

Continued from previous page...

Atom-1	Atom-2	Interatomic distance (Å)	Clash overlap (Å)
1:D:111:THR:O	1:D:131:VAL:HG23	1.94	0.67
1:A:251:ARG:HD2	1:A:251:ARG:H	1.59	0.67
1:B:212:ARG:NH2	1:B:252:LEU:HD22	2.08	0.67
1:E:161:THR:CB	1:E:165:GLY:HA3	2.25	0.67
1:B:127:GLU:N	1:F:126:MET:HE1	2.09	0.67
1:A:159:SER:OG	1:A:165:GLY:HA3	1.94	0.67
1:D:112:ALA:O	1:D:155:VAL:HG13	1.95	0.67
1:E:76:ILE:O	1:E:79:GLU:HG2	1.94	0.67
1:C:175:ARG:NH2	1:E:208:SER:HB2	2.09	0.67
1:C:98:ILE:HG12	1:C:193:MET:O	1.95	0.67
1:C:228:ILE:HB	1:C:229:PRO:CD	2.21	0.67
1:F:194:ASN:N	1:F:194:ASN:ND2	2.34	0.67
1:D:194:ASN:N	1:D:194:ASN:HD22	1.89	0.67
1:F:126:MET:O	1:F:126:MET:SD	2.54	0.67
1:E:159:SER:O	1:E:197:MET:HG2	1.95	0.66
1:A:17:GLN:HG2	1:A:54:ARG:NE	2.09	0.66
1:F:25:PRO:O	1:F:66:SER:HA	1.95	0.66
1:E:44:LEU:H	1:E:53:TRP:HA	1.61	0.66
1:F:57:LEU:HD11	1:F:250:ARG:HH11	1.59	0.66
1:A:11:LEU:HD21	1:A:52:SER:OG	1.96	0.66
1:E:196:GLU:CD	1:E:199:SER:H	1.99	0.66
1:A:15:ASP:HB3	1:A:16:LEU:HD23	1.76	0.66
1:B:124:ALA:HA	1:D:175:ARG:HE	1.61	0.66
1:E:186:GLU:HG3	1:E:190:MET:CE	2.25	0.66
1:E:167:GLU:CG	1:E:183:SER:H	2.01	0.65
1:D:12:THR:HB	1:D:15:ASP:OD2	1.96	0.65
1:F:6:VAL:HB	1:F:80:GLU:OE1	1.95	0.65
1:C:242:VAL:O	1:C:246:VAL:HG23	1.96	0.65
1:F:104:VAL:HG22	1:F:222:ASN:HB2	1.77	0.65
1:B:159:SER:HB3	1:B:166:GLN:HE21	1.61	0.65
1:B:144:ALA:O	1:B:149:ALA:HB3	1.96	0.65
1:B:194:ASN:N	1:B:194:ASN:ND2	2.44	0.65
1:D:178:ARG:NH2	1:D:181:LYS:NZ	2.44	0.65
1:C:201:THR:O	1:C:205:MET:HE2	1.97	0.65
1:D:87:ARG:HH21	1:D:212:ARG:NH2	1.95	0.65
1:B:164:PRO:C	1:B:166:GLN:H	2.00	0.65
1:E:239:SER:HA	1:E:242:VAL:HG23	1.78	0.65
1:B:164:PRO:HG2	1:B:165:GLY:H	1.61	0.65
1:E:69:ILE:N	1:E:69:ILE:HD13	2.11	0.65
1:B:115:ARG:NH2	1:B:121:LEU:HD23	2.12	0.65
1:B:69:ILE:HD12	1:B:69:ILE:N	2.12	0.65

Continued on next page...

Continued from previous page...

Atom-1	Atom-2	Interatomic distance (Å)	Clash overlap (Å)
1:A:162:PHE:HB2	1:A:197:MET:SD	2.37	0.65
1:D:104:VAL:O	1:D:233:THR:HG21	1.96	0.65
1:B:98:ILE:HD11	1:B:192:VAL:O	1.97	0.65
1:F:184:MET:O	1:F:188:GLN:HB2	1.97	0.64
1:B:15:ASP:O	1:B:54:ARG:HD3	1.96	0.64
1:F:38:MET:CB	1:F:55:ALA:HB1	2.27	0.64
1:B:89:PHE:O	1:B:90:LEU:HD12	1.97	0.64
1:D:151:THR:HG22	1:D:152:HIS:N	2.11	0.64
1:D:67:THR:HG22	1:D:77:ALA:CB	2.27	0.64
1:A:86:ILE:O	1:A:87:ARG:HG2	1.98	0.64
1:C:13:LYS:HE3	1:C:84:LEU:O	1.97	0.64
1:A:136:CYS:O	1:A:140:LEU:HG	1.97	0.64
1:D:91:ARG:HB3	1:D:215:MET:HG2	1.80	0.64
1:F:196:GLU:OE2	1:F:199:SER:N	2.26	0.64
1:B:168:ARG:CZ	1:B:223:ARG:HH22	2.11	0.64
1:B:71:GLY:N	1:B:72:PRO:CD	2.61	0.64
1:C:21:LEU:HD21	1:C:90:LEU:CD1	2.28	0.63
1:D:163:TYR:N	1:D:164:PRO:HD2	2.13	0.63
1:E:237:THR:HA	1:E:240:HIS:CD2	2.33	0.63
1:F:161:THR:HB	1:F:164:PRO:HG2	1.79	0.63
1:F:162:PHE:O	1:F:168:ARG:HD2	1.98	0.63
1:F:132:ALA:HB2	1:F:203:LEU:HD22	1.80	0.63
1:A:117:ASP:CA	1:A:160:ASP:OD1	2.45	0.63
1:F:196:GLU:CD	1:F:199:SER:H	2.00	0.63
1:E:57:LEU:HD11	1:E:250:ARG:HG2	1.81	0.63
1:D:87:ARG:HA	1:D:211:LEU:HD22	1.80	0.63
1:F:163:TYR:CG	1:F:168:ARG:HD3	2.33	0.63
1:D:40:LYS:O	1:D:42:VAL:HG23	1.98	0.63
1:F:34:ILE:HD13	1:F:242:VAL:HG13	1.80	0.63
1:F:144:ALA:HA	1:F:244:ILE:HD12	1.80	0.63
1:B:62:VAL:HG22	1:B:253:LEU:HD11	1.81	0.63
1:E:76:ILE:O	1:E:80:GLU:HG2	1.99	0.63
1:B:169:TYR:O	1:B:171:THR:N	2.29	0.63
1:B:94:THR:CG2	1:B:220:ILE:HD13	2.28	0.63
1:A:177:VAL:O	1:A:181:LYS:HG3	1.99	0.63
1:D:175:ARG:CZ	1:D:177:VAL:HA	2.28	0.63
1:C:158:SER:HB3	1:C:200:ALA:HB2	1.79	0.63
1:A:241:ALA:HA	1:A:244:ILE:HD12	1.81	0.62
1:A:201:THR:O	1:A:205:MET:HB3	1.99	0.62
1:A:131:VAL:HG22	1:A:132:ALA:N	2.14	0.62
1:B:138:THR:O	1:B:142:GLU:HG3	1.98	0.62

Continued on next page...

Continued from previous page...

Atom-1	Atom-2	Interatomic distance (Å)	Clash overlap (Å)
1:C:132:ALA:HA	1:C:203:LEU:HD22	1.82	0.62
1:F:176:VAL:HG12	1:F:177:VAL:H	1.65	0.62
1:E:196:GLU:O	1:E:197:MET:HG3	1.97	0.62
1:B:235:LYS:HA	1:B:238:GLU:OE1	2.00	0.62
1:A:101:HIS:CE1	1:A:102:ILE:HG13	2.34	0.62
1:F:142:GLU:O	1:F:145:LYS:HB3	1.99	0.62
1:E:22:ALA:HB2	1:E:86:ILE:CD1	2.21	0.62
1:E:247:GLU:OE2	1:E:250:ARG:NE	2.33	0.62
1:E:49:GLU:HA	1:E:49:GLU:OE2	1.99	0.62
1:F:34:ILE:O	1:F:36:ALA:N	2.33	0.62
1:E:17:GLN:CG	1:E:54:ARG:HE	2.13	0.61
1:C:25:PRO:O	1:C:67:THR:HG23	2.00	0.61
1:C:38:MET:HB3	1:C:56:GLU:O	2.00	0.61
1:A:48:ARG:HB3	1:A:48:ARG:NH1	2.15	0.61
1:E:63:ILE:HD12	1:E:86:ILE:HD11	1.82	0.61
1:B:108:LEU:HB3	1:B:193:MET:CE	2.29	0.61
1:E:175:ARG:HD2	1:E:176:VAL:N	2.15	0.61
1:F:120:SER:HB3	1:F:201:THR:HA	1.82	0.61
1:E:63:ILE:HG22	1:E:64:VAL:N	2.14	0.61
1:C:143:ALA:O	1:C:147:ILE:HG23	2.01	0.61
1:B:104:VAL:HA	1:B:219:VAL:CG1	2.31	0.61
1:F:78:VAL:HG11	1:F:205:MET:SD	2.41	0.61
1:A:21:LEU:HD23	1:A:22:ALA:N	2.16	0.61
1:B:190:MET:HE1	1:F:124:ALA:HA	1.82	0.61
1:E:167:GLU:HG3	1:E:183:SER:N	2.00	0.60
1:C:233:THR:HA	1:C:236:GLN:HG3	1.81	0.60
1:C:79:GLU:HG3	1:C:83:GLN:HE21	1.64	0.60
1:E:141:VAL:O	1:E:145:LYS:HB2	2.01	0.60
1:A:28:PRO:HB3	1:A:49:GLU:O	2.01	0.60
1:C:27:ASP:HA	1:E:48:ARG:NH1	2.15	0.60
1:B:88:THR:HA	1:B:212:ARG:HB2	1.84	0.60
1:B:23:ILE:HG22	1:B:24:VAL:N	2.15	0.60
1:F:145:LYS:C	1:F:147:ILE:H	2.05	0.60
1:F:184:MET:HA	1:F:195:TYR:OH	2.02	0.60
1:C:220:ILE:HG13	1:C:234:MET:SD	2.40	0.60
1:A:226:GLN:NE2	1:A:227:GLU:H	1.99	0.60
1:B:8:HIS:HB3	1:B:50:PHE:CE1	2.36	0.60
1:C:123:PHE:HA	1:E:175:ARG:HH21	1.65	0.60
1:E:139:ALA:CB	1:E:252:LEU:HD21	2.31	0.60
1:F:163:TYR:CD2	1:F:168:ARG:HD3	2.37	0.60
1:A:116:LEU:HB2	1:A:158:SER:O	2.01	0.60

Continued on next page...

Continued from previous page...

Atom-1	Atom-2	Interatomic distance (Å)	Clash overlap (Å)
1:B:89:PHE:C	1:B:90:LEU:HD12	2.22	0.60
1:D:90:LEU:HD21	1:D:252:LEU:CD1	2.32	0.60
1:D:87:ARG:NH2	1:D:212:ARG:HH22	2.00	0.60
1:F:247:GLU:OE2	1:F:250:ARG:NE	2.33	0.60
1:E:96:GLY:HA2	1:E:221:VAL:O	2.02	0.60
1:A:247:GLU:O	1:A:250:ARG:HB2	2.01	0.60
1:C:137:THR:O	1:C:141:VAL:HG23	2.01	0.60
1:F:227:GLU:O	1:F:228:ILE:HG23	2.02	0.60
1:B:102:ILE:HG12	1:B:152:HIS:CE1	2.37	0.60
1:B:102:ILE:HG12	1:B:152:HIS:ND1	2.17	0.60
1:A:132:ALA:HA	1:A:203:LEU:HD22	1.83	0.60
1:F:62:VAL:HG12	1:F:63:ILE:N	2.17	0.60
1:C:229:PRO:HB2	1:C:233:THR:HB	1.82	0.59
1:E:216:VAL:HG13	1:E:216:VAL:O	2.01	0.59
1:B:246:VAL:O	1:B:249:ALA:HB3	2.01	0.59
1:C:78:VAL:HG13	1:C:89:PHE:CZ	2.36	0.59
1:C:228:ILE:CB	1:C:229:PRO:HD2	2.23	0.59
1:E:92:ILE:HD12	1:E:93:GLY:H	1.66	0.59
1:E:25:PRO:O	1:E:66:SER:HA	2.02	0.59
1:F:29:GLU:O	1:F:32:GLU:N	2.34	0.59
1:A:23:ILE:O	1:A:64:VAL:HA	2.02	0.59
1:E:136:CYS:O	1:E:140:LEU:HG	2.03	0.59
1:C:38:MET:HB2	1:C:55:ALA:HB1	1.85	0.59
1:C:163:TYR:HD2	1:C:171:THR:HG22	1.67	0.59
1:C:30:ARG:HD3	1:C:33:LYS:HG3	1.82	0.59
1:E:17:GLN:NE2	1:E:17:GLN:HA	2.11	0.59
1:E:23:ILE:HD13	1:E:90:LEU:HB2	1.83	0.59
1:D:162:PHE:HA	1:D:166:GLN:HE21	1.66	0.59
1:C:172:TYR:HB2	1:E:83:GLN:HG3	1.85	0.59
1:F:92:ILE:HD11	1:F:241:ALA:HB1	1.84	0.59
1:B:21:LEU:CD2	1:B:22:ALA:N	2.61	0.59
1:D:95:THR:O	1:D:219:VAL:HA	2.03	0.59
1:B:60:LYS:CD	1:B:253:LEU:HB3	2.27	0.58
1:B:23:ILE:HG22	1:B:24:VAL:H	1.68	0.58
1:D:6:VAL:HB	1:D:80:GLU:OE1	2.02	0.58
1:B:24:VAL:O	1:B:24:VAL:HG23	2.03	0.58
1:A:30:ARG:HG2	1:A:30:ARG:HH11	1.68	0.58
1:E:39:ASP:O	1:E:40:LYS:HB2	2.03	0.58
1:C:9:LEU:HD11	1:C:81:LEU:HG	1.86	0.58
1:F:221:VAL:HG22	1:F:223:ARG:N	2.18	0.58
1:B:122:HIS:O	1:D:175:ARG:O	2.22	0.58

Continued on next page...

Continued from previous page...

Atom-1	Atom-2	Interatomic distance (Å)	Clash overlap (Å)
1:B:105:GLY:HA2	1:B:237:THR:HG23	1.85	0.58
1:A:87:ARG:HA	1:A:211:LEU:HD22	1.85	0.58
1:D:79:GLU:O	1:D:83:GLN:HB2	2.03	0.58
1:C:162:PHE:HA	1:C:166:GLN:NE2	2.19	0.58
1:E:90:LEU:HD11	1:E:252:LEU:CD1	2.31	0.58
1:B:24:VAL:HA	1:B:65:CYS:O	2.04	0.58
1:E:11:LEU:CD2	1:E:44:LEU:HD22	2.28	0.58
1:C:67:THR:CG2	1:C:91:ARG:HH12	2.13	0.58
1:C:136:CYS:HA	1:C:252:LEU:HD11	1.85	0.58
1:C:94:THR:CG2	1:C:220:ILE:HB	2.34	0.58
1:C:160:ASP:O	1:E:72:PRO:HB3	2.03	0.58
1:B:35:ALA:HA	1:B:38:MET:CE	2.33	0.58
1:E:24:VAL:HA	1:E:65:CYS:O	2.04	0.58
1:E:40:LYS:N	1:E:41:PRO:CD	2.65	0.58
1:B:56:GLU:CD	1:B:59:GLY:HA2	2.24	0.58
1:A:245:VAL:HA	1:A:248:ALA:HB3	1.86	0.58
1:E:147:ILE:C	1:E:147:ILE:HD13	2.24	0.58
1:A:151:THR:HG22	1:A:152:HIS:N	2.19	0.58
1:F:183:SER:O	1:F:186:GLU:HB3	2.02	0.58
1:A:72:PRO:O	1:A:76:ILE:HG12	2.04	0.58
1:E:46:SER:HA	1:E:51:THR:HA	1.85	0.58
1:F:94:THR:O	1:F:95:THR:HB	2.03	0.58
1:E:216:VAL:HG11	1:E:245:VAL:HB	1.86	0.58
1:A:155:VAL:HG23	1:A:192:VAL:HA	1.85	0.58
1:B:31:VAL:HG12	1:B:53:TRP:HB2	1.86	0.58
1:E:158:SER:HB3	1:E:200:ALA:HB2	1.84	0.57
1:A:221:VAL:O	1:A:221:VAL:HG13	2.02	0.57
1:A:95:THR:OG1	1:A:96:GLY:N	2.36	0.57
1:C:201:THR:O	1:C:205:MET:HG2	2.04	0.57
1:C:21:LEU:CD2	1:C:22:ALA:N	2.63	0.57
1:B:23:ILE:O	1:B:24:VAL:HG13	2.04	0.57
1:F:6:VAL:CG2	1:F:9:LEU:HB2	2.34	0.57
1:C:98:ILE:O	1:C:224:THR:HG21	2.04	0.57
1:B:228:ILE:HD13	1:B:228:ILE:H	1.69	0.57
1:B:15:ASP:HB3	1:B:44:LEU:HD22	1.86	0.57
1:A:239:SER:O	1:A:242:VAL:HB	2.05	0.57
1:E:177:VAL:CG1	1:E:180:PHE:HB2	2.33	0.57
1:A:225:GLN:HG2	1:A:226:GLN:N	2.19	0.57
1:A:240:HIS:O	1:A:244:ILE:HG13	2.04	0.57
1:A:180:PHE:HA	1:A:183:SER:HB2	1.85	0.57
1:D:99:GLN:OE1	1:D:99:GLN:HA	2.05	0.57

Continued on next page...

Continued from previous page...

Atom-1	Atom-2	Interatomic distance (Å)	Clash overlap (Å)
1:F:220:ILE:HG13	1:F:221:VAL:N	2.19	0.57
1:D:16:LEU:CB	1:D:63:ILE:HD11	2.29	0.57
1:A:17:GLN:CG	1:A:54:ARG:HE	2.11	0.57
1:B:169:TYR:HE2	1:B:176:VAL:HG23	1.70	0.57
1:E:232:GLU:HG3	1:E:236:GLN:OE1	2.04	0.57
1:B:242:VAL:O	1:B:245:VAL:HG12	2.05	0.57
1:C:38:MET:HG3	1:C:57:LEU:HB2	1.85	0.57
1:E:87:ARG:NH1	1:E:87:ARG:HG3	2.15	0.57
1:B:17:GLN:HA	1:B:17:GLN:NE2	2.19	0.57
1:C:147:ILE:HD12	1:C:244:ILE:HG12	1.85	0.57
1:E:137:THR:O	1:E:141:VAL:HG23	2.04	0.57
1:B:43:LYS:HB2	1:B:53:TRP:CZ2	2.40	0.57
1:F:97:ALA:CB	1:F:102:ILE:HB	2.35	0.57
1:B:35:ALA:HA	1:B:38:MET:HE3	1.87	0.57
1:F:29:GLU:O	1:F:30:ARG:C	2.43	0.56
1:F:21:LEU:HG	1:F:88:THR:HB	1.86	0.56
1:C:62:VAL:CG1	1:C:63:ILE:N	2.67	0.56
1:B:90:LEU:HD23	1:B:140:LEU:HD21	1.87	0.56
1:D:16:LEU:HD22	1:D:63:ILE:CD1	2.35	0.56
1:B:91:ARG:HB3	1:B:215:MET:HG3	1.86	0.56
1:D:159:SER:HB2	1:D:195:TYR:HE1	1.70	0.56
1:C:156:THR:HG23	1:C:194:ASN:O	2.05	0.56
1:C:229:PRO:O	1:C:230:ASN:HB2	2.04	0.56
1:A:244:ILE:O	1:A:248:ALA:N	2.28	0.56
1:A:196:GLU:CD	1:A:198:GLU:H	2.08	0.56
1:D:228:ILE:H	1:D:228:ILE:HD13	1.70	0.56
1:E:42:VAL:O	1:E:43:LYS:C	2.43	0.56
1:E:176:VAL:HG12	1:E:180:PHE:HB3	1.85	0.56
1:F:5:ASP:HB2	1:F:12:THR:HA	1.85	0.56
1:B:128:PHE:CD1	1:B:129:PRO:HD2	2.40	0.56
1:F:168:ARG:HB3	1:F:170:ASP:OD2	2.05	0.56
1:C:126:MET:O	1:C:126:MET:HG3	2.05	0.56
1:F:114:VAL:HG12	1:F:116:LEU:HG	1.88	0.56
1:D:82:ALA:HB2	1:D:89:PHE:CZ	2.41	0.56
1:D:242:VAL:O	1:D:246:VAL:HG23	2.05	0.56
1:B:144:ALA:CB	1:B:244:ILE:HD13	2.36	0.56
1:F:39:ASP:HB2	1:F:56:GLU:HB3	1.87	0.56
1:F:106:ASP:OD1	1:F:106:ASP:N	2.38	0.56
1:A:23:ILE:HB	1:A:64:VAL:HG12	1.87	0.56
1:D:232:GLU:HG3	1:D:236:GLN:OE1	2.05	0.56
1:F:56:GLU:HA	1:F:60:LYS:O	2.04	0.56

Continued on next page...

Continued from previous page...

Atom-1	Atom-2	Interatomic distance (Å)	Clash overlap (Å)
1:A:17:GLN:CG	1:A:54:ARG:HH21	2.18	0.56
1:B:12:THR:O	1:B:14:ASN:N	2.33	0.56
1:B:104:VAL:HG13	1:B:219:VAL:O	2.06	0.56
1:A:151:THR:HG22	1:A:152:HIS:H	1.71	0.56
1:A:196:GLU:OE2	1:A:199:SER:N	2.35	0.56
1:C:149:ALA:O	1:C:151:THR:N	2.39	0.56
1:B:13:LYS:HE2	1:B:84:LEU:O	2.06	0.55
1:B:49:GLU:HA	1:B:49:GLU:OE2	2.06	0.55
1:B:114:VAL:HG22	1:F:128:PHE:HA	1.88	0.55
1:F:98:ILE:HD12	1:F:195:TYR:CD2	2.41	0.55
1:E:161:THR:HB	1:E:165:GLY:HA3	1.88	0.55
1:D:158:SER:HB3	1:D:200:ALA:HB2	1.88	0.55
1:D:156:THR:CB	1:D:194:ASN:HD21	2.19	0.55
1:A:81:LEU:O	1:A:84:LEU:HB2	2.06	0.55
1:B:228:ILE:HB	1:B:229:PRO:HD2	1.88	0.55
1:C:138:THR:O	1:C:142:GLU:HG3	2.07	0.55
1:D:187:TRP:CE3	1:D:187:TRP:HA	2.42	0.55
1:F:237:THR:HB	1:F:238:GLU:OE1	2.05	0.55
1:A:13:LYS:C	1:A:15:ASP:H	2.10	0.55
1:E:239:SER:HA	1:E:242:VAL:CG2	2.36	0.55
1:A:113:SER:OG	1:A:156:THR:HB	2.06	0.55
1:A:49:GLU:CG	1:F:49:GLU:HG2	2.37	0.55
1:A:24:VAL:HG23	1:A:24:VAL:O	2.07	0.55
1:E:177:VAL:HG13	1:E:180:PHE:HB2	1.88	0.55
1:B:32:GLU:HG2	1:B:53:TRP:CZ2	2.41	0.55
1:B:34:ILE:HD13	1:B:242:VAL:HG13	1.88	0.55
1:B:30:ARG:HH12	1:B:93:GLY:HA2	1.71	0.55
1:B:128:PHE:HA	1:F:114:VAL:HG22	1.88	0.55
1:F:63:ILE:CG2	1:F:64:VAL:N	2.69	0.55
1:A:56:GLU:HG2	1:A:57:LEU:H	1.71	0.55
1:A:178:ARG:HA	1:A:181:LYS:HE2	1.88	0.55
1:D:166:GLN:NE2	1:D:168:ARG:HH22	2.04	0.55
1:E:7:PHE:O	1:E:9:LEU:N	2.40	0.55
1:B:166:GLN:HG2	1:B:195:TYR:CD1	2.42	0.55
1:B:57:LEU:HG	1:B:250:ARG:HG2	1.89	0.55
1:E:44:LEU:HB2	1:E:53:TRP:O	2.07	0.55
1:D:242:VAL:O	1:D:245:VAL:HG12	2.07	0.55
1:F:62:VAL:CG1	1:F:63:ILE:N	2.70	0.55
1:B:23:ILE:O	1:B:24:VAL:CG1	2.55	0.55
1:A:160:ASP:HB3	1:F:119:ALA:HB2	1.89	0.55
1:F:196:GLU:OE2	1:F:197:MET:N	2.40	0.55

Continued on next page...

Continued from previous page...

Atom-1	Atom-2	Interatomic distance (Å)	Clash overlap (Å)
1:D:147:ILE:HD12	1:D:147:ILE:C	2.28	0.54
1:F:37:LEU:HD22	1:F:242:VAL:HG12	1.88	0.54
1:A:15:ASP:OD1	1:A:44:LEU:HD13	2.07	0.54
1:E:54:ARG:NH1	1:E:54:ARG:HG2	2.23	0.54
1:C:26:GLY:C	1:E:48:ARG:HH12	2.10	0.54
1:E:71:GLY:N	1:E:72:PRO:CD	2.70	0.54
1:C:87:ARG:HA	1:C:211:LEU:HD22	1.88	0.54
1:E:139:ALA:HB2	1:E:252:LEU:HD21	1.89	0.54
1:D:31:VAL:HG13	1:D:64:VAL:CG1	2.35	0.54
1:C:237:THR:C	1:C:239:SER:H	2.11	0.54
1:D:171:THR:C	1:D:173:SER:H	2.10	0.54
1:B:106:ASP:O	1:B:219:VAL:HG23	2.07	0.54
1:B:107:VAL:HG11	1:B:149:ALA:HB1	1.89	0.54
1:C:131:VAL:HG22	1:C:132:ALA:O	2.08	0.54
1:A:223:ARG:O	1:A:225:GLN:N	2.41	0.54
1:A:143:ALA:O	1:A:146:SER:HB3	2.08	0.54
1:E:24:VAL:HG23	1:E:24:VAL:O	2.07	0.54
1:E:92:ILE:HG13	1:E:93:GLY:N	2.21	0.54
1:F:234:MET:O	1:F:238:GLU:OE2	2.25	0.54
1:B:123:PHE:O	1:D:175:ARG:HD3	2.07	0.54
1:B:124:ALA:CA	1:D:175:ARG:HE	2.20	0.54
1:F:50:PHE:CD2	1:F:50:PHE:N	2.74	0.54
1:E:98:ILE:HG12	1:E:193:MET:O	2.07	0.54
1:A:167:GLU:O	1:A:167:GLU:HG2	2.07	0.54
1:B:9:LEU:HD13	1:B:11:LEU:HD12	1.87	0.54
1:F:158:SER:HA	1:F:196:GLU:O	2.08	0.54
1:C:251:ARG:HG2	1:C:251:ARG:HH11	1.73	0.54
1:E:87:ARG:CG	1:E:87:ARG:HH11	2.16	0.54
1:F:145:LYS:O	1:F:147:ILE:N	2.40	0.54
1:C:31:VAL:HG12	1:C:53:TRP:HB2	1.90	0.54
1:F:15:ASP:HB3	1:F:44:LEU:HD22	1.90	0.54
1:B:162:PHE:O	1:B:168:ARG:NE	2.40	0.54
1:A:176:VAL:O	1:A:181:LYS:HG2	2.08	0.54
1:D:162:PHE:HA	1:D:166:GLN:NE2	2.23	0.54
1:B:209:GLN:NE2	1:D:174:GLY:HA2	2.23	0.54
1:F:157:ALA:O	1:F:195:TYR:HA	2.06	0.54
1:B:56:GLU:OE1	1:B:59:GLY:HA2	2.08	0.54
1:F:34:ILE:O	1:F:37:LEU:N	2.40	0.54
1:D:74:THR:O	1:D:78:VAL:HG23	2.07	0.54
1:A:18:GLY:O	1:A:19:ALA:C	2.45	0.54
1:E:91:ARG:NH2	1:E:198:GLU:OE1	2.41	0.54

Continued on next page...

Continued from previous page...

Atom-1	Atom-2	Interatomic distance (Å)	Clash overlap (Å)
1:D:82:ALA:HB2	1:D:89:PHE:HZ	1.73	0.54
1:F:132:ALA:HB2	1:F:203:LEU:CD2	2.38	0.54
1:A:132:ALA:CA	1:A:203:LEU:HD22	2.38	0.54
1:F:63:ILE:HG22	1:F:64:VAL:N	2.23	0.54
1:E:28:PRO:HA	1:E:31:VAL:HG23	1.89	0.53
1:C:49:GLU:HG2	1:E:49:GLU:OE2	2.07	0.53
1:E:194:ASN:ND2	1:E:194:ASN:N	2.47	0.53
1:D:16:LEU:HD11	1:D:84:LEU:HB3	1.90	0.53
1:D:156:THR:HG23	1:D:194:ASN:ND2	2.23	0.53
1:C:38:MET:CB	1:C:55:ALA:HB1	2.38	0.53
1:A:28:PRO:HA	1:A:31:VAL:HG23	1.90	0.53
1:A:111:THR:O	1:A:131:VAL:HG23	2.08	0.53
1:D:89:PHE:HE1	1:D:211:LEU:HD13	1.72	0.53
1:A:222:ASN:HB3	1:A:225:GLN:HB3	1.89	0.53
1:D:194:ASN:ND2	1:D:194:ASN:H	1.98	0.53
1:D:245:VAL:HG13	1:D:246:VAL:N	2.22	0.53
1:C:35:ALA:HA	1:C:38:MET:HE2	1.89	0.53
1:F:92:ILE:HD11	1:F:241:ALA:CB	2.38	0.53
1:A:35:ALA:HA	1:A:38:MET:HE3	1.90	0.53
1:E:88:THR:HA	1:E:212:ARG:O	2.09	0.53
1:B:17:GLN:HE21	1:B:17:GLN:CA	2.20	0.53
1:F:82:ALA:HA	1:F:86:ILE:O	2.09	0.53
1:A:95:THR:HG22	1:A:217:ALA:HB1	1.90	0.53
1:D:178:ARG:NH2	1:D:181:LYS:HZ1	2.07	0.53
1:E:142:GLU:OE1	1:E:251:ARG:HD2	2.09	0.53
1:B:115:ARG:HH21	1:B:121:LEU:HD23	1.74	0.53
1:E:34:ILE:HG22	1:E:64:VAL:HG21	1.91	0.53
1:A:53:TRP:HB2	1:A:64:VAL:HG23	1.90	0.53
1:E:216:VAL:HG21	1:E:244:ILE:HG21	1.91	0.53
1:B:71:GLY:H	1:B:72:PRO:HD3	1.73	0.53
1:C:7:PHE:N	1:C:80:GLU:OE2	2.42	0.53
1:D:15:ASP:N	1:D:15:ASP:OD2	2.42	0.53
1:C:19:ALA:HA	1:C:61:ALA:O	2.08	0.53
1:D:89:PHE:CE1	1:D:211:LEU:HD13	2.42	0.53
1:A:128:PHE:CD1	1:A:129:PRO:HD2	2.44	0.53
1:F:247:GLU:CD	1:F:250:ARG:HH21	2.12	0.53
1:A:196:GLU:OE2	1:A:198:GLU:N	2.41	0.53
1:B:111:THR:OG1	1:F:131:VAL:HG21	2.09	0.53
1:F:233:THR:C	1:F:235:LYS:H	2.11	0.53
1:B:81:LEU:HA	1:B:84:LEU:HD12	1.89	0.53
1:D:91:ARG:HG2	1:D:215:MET:SD	2.48	0.53

Continued on next page...

Continued from previous page...

Atom-1	Atom-2	Interatomic distance (Å)	Clash overlap (Å)
1:D:16:LEU:HD22	1:D:63:ILE:HD11	1.89	0.52
1:F:165:GLY:O	1:F:167:GLU:N	2.42	0.52
1:E:126:MET:HG3	1:E:126:MET:O	2.08	0.52
1:D:24:VAL:HB	1:D:67:THR:HG23	1.91	0.52
1:E:40:LYS:HE2	1:F:142:GLU:OE2	2.09	0.52
1:E:13:LYS:HE3	1:E:84:LEU:O	2.08	0.52
1:B:5:ASP:CB	1:B:12:THR:HA	2.36	0.52
1:B:116:LEU:HB2	1:B:158:SER:O	2.10	0.52
1:E:185:GLU:O	1:E:188:GLN:HB2	2.10	0.52
1:D:71:GLY:N	1:D:72:PRO:CD	2.72	0.52
1:A:34:ILE:HA	1:A:37:LEU:HD23	1.90	0.52
1:B:26:GLY:HA2	1:B:67:THR:OG1	2.09	0.52
1:A:161:THR:HG22	1:F:119:ALA:HB1	1.91	0.52
1:E:162:PHE:O	1:E:166:GLN:HB2	2.10	0.52
1:F:151:THR:CG2	1:F:152:HIS:N	2.73	0.52
1:D:115:ARG:NH1	1:D:128:PHE:O	2.41	0.52
1:D:28:PRO:HB3	1:D:51:THR:OG1	2.10	0.52
1:B:62:VAL:CG2	1:B:253:LEU:HD11	2.39	0.52
1:D:164:PRO:O	1:D:176:VAL:HG13	2.09	0.52
1:A:49:GLU:HG2	1:F:49:GLU:HG2	1.92	0.52
1:C:235:LYS:HA	1:C:238:GLU:OE2	2.09	0.52
1:C:95:THR:O	1:C:220:ILE:HG22	2.09	0.52
1:F:6:VAL:CG2	1:F:10:GLY:H	2.22	0.52
1:E:56:GLU:HA	1:E:60:LYS:O	2.09	0.52
1:F:243:LYS:O	1:F:247:GLU:HB2	2.10	0.52
1:A:156:THR:CG2	1:A:157:ALA:H	2.18	0.52
1:A:163:TYR:HA	1:A:168:ARG:HD2	1.90	0.52
1:D:219:VAL:HG12	1:D:221:VAL:O	2.10	0.52
1:E:26:GLY:O	1:E:27:ASP:HB2	2.09	0.52
1:D:188:GLN:O	1:D:190:MET:N	2.43	0.52
1:B:212:ARG:NH2	1:B:252:LEU:HB3	2.25	0.52
1:D:133:ASP:CB	1:D:212:ARG:HG2	2.38	0.52
1:C:169:TYR:C	1:C:171:THR:H	2.12	0.52
1:E:206:CYS:HB3	1:E:211:LEU:O	2.08	0.52
1:B:43:LYS:HB2	1:B:53:TRP:CH2	2.44	0.52
1:E:25:PRO:HB3	1:E:92:ILE:HG23	1.92	0.52
1:A:105:GLY:H	1:A:219:VAL:HB	1.75	0.52
1:D:151:THR:CG2	1:D:152:HIS:N	2.72	0.52
1:F:230:ASN:O	1:F:234:MET:SD	2.68	0.52
1:B:15:ASP:O	1:B:54:ARG:NH1	2.42	0.52
1:D:138:THR:O	1:D:142:GLU:HG3	2.10	0.52

Continued on next page...

Continued from previous page...

Atom-1	Atom-2	Interatomic distance (Å)	Clash overlap (Å)
1:B:69:ILE:H	1:B:69:ILE:CD1	2.22	0.52
1:A:156:THR:HG23	1:A:194:ASN:CG	2.30	0.52
1:F:103:ASN:HB2	1:F:106:ASP:OD1	2.08	0.52
1:D:187:TRP:HA	1:D:187:TRP:HE3	1.75	0.52
1:F:17:GLN:HE21	1:F:17:GLN:HA	1.74	0.52
1:A:108:LEU:CD1	1:A:194:ASN:HB3	2.39	0.51
1:D:206:CYS:SG	1:D:213:ALA:HB2	2.50	0.51
1:E:161:THR:O	1:E:166:GLN:HG3	2.11	0.51
1:B:47:HIS:O	1:B:48:ARG:C	2.48	0.51
1:B:133:ASP:OD2	1:B:135:ALA:HB3	2.09	0.51
1:E:81:LEU:HD22	1:E:86:ILE:HD12	1.92	0.51
1:F:145:LYS:C	1:F:147:ILE:N	2.64	0.51
1:B:81:LEU:HD12	1:B:89:PHE:HE2	1.74	0.51
1:D:162:PHE:O	1:D:166:GLN:HG3	2.10	0.51
1:D:179:ARG:CB	1:D:179:ARG:HH11	2.20	0.51
1:B:92:ILE:CD1	1:B:241:ALA:HB1	2.40	0.51
1:D:36:ALA:O	1:D:37:LEU:HG	2.10	0.51
1:C:112:ALA:HA	1:C:130:ALA:O	2.10	0.51
1:E:158:SER:HB2	1:E:199:SER:HG	1.76	0.51
1:E:58:ASP:O	1:E:60:LYS:HG2	2.10	0.51
1:B:28:PRO:HG3	1:B:49:GLU:OE1	2.11	0.51
1:F:187:TRP:O	1:F:192:VAL:HG23	2.10	0.51
1:E:8:HIS:HB3	1:E:50:PHE:HE1	1.70	0.51
1:B:103:ASN:HB2	1:B:106:ASP:OD1	2.11	0.51
1:A:162:PHE:O	1:A:166:GLN:HG3	2.10	0.51
1:B:48:ARG:HH22	1:D:26:GLY:C	2.14	0.51
1:D:137:THR:O	1:D:137:THR:HG22	2.11	0.51
1:F:57:LEU:HB3	1:F:253:LEU:HD11	1.92	0.51
1:F:161:THR:O	1:F:166:GLN:HG2	2.11	0.51
1:D:38:MET:HG2	1:D:57:LEU:HD13	1.93	0.51
1:D:76:ILE:HG22	1:D:80:GLU:CG	2.36	0.51
1:A:8:HIS:H	1:A:8:HIS:HD1	1.53	0.51
1:C:5:ASP:OD1	1:C:12:THR:HA	2.11	0.51
1:A:5:ASP:OD1	1:A:12:THR:HA	2.11	0.51
1:F:176:VAL:HB	1:F:180:PHE:HB2	1.93	0.51
1:E:29:GLU:O	1:E:33:LYS:HG2	2.11	0.51
1:E:21:LEU:HD22	1:E:62:VAL:HG13	1.93	0.51
1:E:54:ARG:HH11	1:E:54:ARG:HG2	1.74	0.51
2:B:254:ACY:CH3	1:D:48:ARG:HH12	2.18	0.51
1:F:159:SER:HB3	1:F:166:GLN:NE2	2.25	0.51
1:F:151:THR:HG23	1:F:152:HIS:N	2.26	0.51

Continued on next page...

Continued from previous page...

Atom-1	Atom-2	Interatomic distance (Å)	Clash overlap (Å)
1:B:28:PRO:HG3	1:B:49:GLU:CD	2.32	0.51
1:B:236:GLN:HA	1:B:239:SER:OG	2.11	0.50
1:C:31:VAL:HG21	1:C:51:THR:HB	1.93	0.50
1:F:48:ARG:HG2	1:F:48:ARG:HH11	1.75	0.50
1:B:142:GLU:CD	1:E:42:VAL:HG13	2.32	0.50
1:A:227:GLU:O	1:A:228:ILE:C	2.50	0.50
1:B:57:LEU:CG	1:B:250:ARG:HG2	2.41	0.50
1:D:178:ARG:HH11	1:D:178:ARG:HG3	1.76	0.50
1:E:160:ASP:O	1:E:161:THR:HG23	2.12	0.50
1:F:143:ALA:N	1:F:251:ARG:NH1	2.51	0.50
1:D:170:ASP:O	1:D:171:THR:OG1	2.22	0.50
1:F:98:ILE:HD12	1:F:195:TYR:CE2	2.47	0.50
1:A:177:VAL:HG22	1:A:178:ARG:N	2.26	0.50
1:C:158:SER:HB2	1:C:199:SER:OG	2.11	0.50
1:F:16:LEU:HD22	1:F:63:ILE:HG13	1.92	0.50
1:E:97:ALA:O	1:E:222:ASN:ND2	2.44	0.50
1:D:156:THR:HG23	1:D:194:ASN:HD21	1.77	0.50
1:A:106:ASP:HB2	1:A:219:VAL:HG21	1.93	0.50
1:C:177:VAL:O	1:C:178:ARG:C	2.50	0.50
1:B:96:GLY:HA2	1:B:221:VAL:O	2.11	0.50
1:F:113:SER:H	1:F:130:ALA:HB3	1.77	0.50
1:F:199:SER:O	1:F:200:ALA:O	2.30	0.50
1:B:196:GLU:CD	1:B:199:SER:H	2.15	0.50
1:C:28:PRO:HB2	1:C:51:THR:OG1	2.12	0.50
1:F:163:TYR:CA	1:F:168:ARG:HD2	2.38	0.50
1:A:156:THR:CG2	1:A:157:ALA:N	2.74	0.50
1:A:37:LEU:N	1:A:37:LEU:CD2	2.75	0.50
1:C:22:ALA:HB2	1:C:86:ILE:HD13	1.94	0.50
1:F:21:LEU:HD13	1:F:253:LEU:CD2	2.40	0.50
1:B:142:GLU:OE2	1:E:42:VAL:HG13	2.11	0.50
1:E:81:LEU:HB3	1:E:86:ILE:HD12	1.94	0.50
1:C:225:GLN:HG2	1:C:226:GLN:N	2.26	0.50
1:B:124:ALA:HA	1:D:175:ARG:NE	2.24	0.50
1:B:124:ALA:N	1:D:175:ARG:HE	2.09	0.50
1:D:154:GLY:H	1:D:193:MET:HE1	1.77	0.50
1:D:188:GLN:O	1:D:191:GLY:N	2.45	0.50
1:D:140:LEU:HD23	1:D:248:ALA:CB	2.42	0.50
1:B:81:LEU:HA	1:B:84:LEU:CD1	2.42	0.50
1:A:13:LYS:C	1:A:15:ASP:N	2.63	0.50
1:A:178:ARG:CA	1:A:181:LYS:HE2	2.42	0.50
1:B:169:TYR:CE2	1:B:176:VAL:HG23	2.47	0.50

Continued on next page...

Continued from previous page...

Atom-1	Atom-2	Interatomic distance (Å)	Clash overlap (Å)
1:E:147:ILE:HD13	1:E:148:GLY:N	2.27	0.50
1:E:25:PRO:HG3	1:E:34:ILE:HD12	1.94	0.49
1:E:57:LEU:O	1:E:60:LYS:HB2	2.11	0.49
1:F:95:THR:OG1	1:F:96:GLY:N	2.45	0.49
1:B:40:LYS:N	1:B:41:PRO:CD	2.74	0.49
1:E:156:THR:CG2	1:E:194:ASN:ND2	2.74	0.49
1:E:161:THR:HG1	1:E:165:GLY:HA3	1.75	0.49
1:F:49:GLU:C	1:F:50:PHE:HD2	2.16	0.49
1:A:201:THR:O	1:A:205:MET:CB	2.60	0.49
1:C:123:PHE:HA	1:E:175:ARG:NH2	2.27	0.49
1:B:177:VAL:O	1:B:178:ARG:C	2.51	0.49
1:C:140:LEU:HD22	1:C:216:VAL:HB	1.93	0.49
1:E:21:LEU:HD23	1:E:21:LEU:C	2.32	0.49
1:E:94:THR:HG21	1:E:238:GLU:HG2	1.93	0.49
1:F:227:GLU:CG	1:F:228:ILE:N	2.75	0.49
1:B:164:PRO:HG2	1:B:165:GLY:N	2.26	0.49
1:A:35:ALA:HA	1:A:38:MET:CE	2.41	0.49
1:E:243:LYS:O	1:E:244:ILE:C	2.50	0.49
1:A:92:ILE:HD13	1:A:93:GLY:N	2.28	0.49
1:B:95:THR:OG1	1:B:194:ASN:HB2	2.12	0.49
1:C:95:THR:OG1	1:C:96:GLY:N	2.45	0.49
1:D:27:ASP:HB2	1:D:28:PRO:HD2	1.94	0.49
1:B:196:GLU:OE2	1:B:199:SER:N	2.46	0.49
1:E:15:ASP:C	1:E:16:LEU:HD23	2.33	0.49
1:F:146:SER:HB3	1:F:251:ARG:HH22	1.77	0.49
1:B:56:GLU:OE2	1:C:43:LYS:NZ	2.46	0.49
1:E:238:GLU:O	1:E:242:VAL:HG23	2.12	0.49
1:C:172:TYR:CE1	1:E:211:LEU:HD21	2.47	0.49
1:B:243:LYS:O	1:B:246:VAL:HB	2.13	0.49
1:B:243:LYS:O	1:B:246:VAL:N	2.42	0.49
1:E:15:ASP:CB	1:E:44:LEU:HD21	2.43	0.49
1:A:222:ASN:OD1	1:A:225:GLN:HB2	2.12	0.49
1:C:105:GLY:HA3	1:C:236:GLN:NE2	2.28	0.49
1:E:16:LEU:HB3	1:E:19:ALA:HB3	1.93	0.49
1:C:242:VAL:O	1:C:245:VAL:HG12	2.13	0.49
1:C:135:ALA:O	1:C:252:LEU:HD21	2.12	0.49
1:C:92:ILE:C	1:C:92:ILE:HD13	2.33	0.49
1:B:232:GLU:O	1:B:236:GLN:N	2.24	0.49
1:E:142:GLU:O	1:E:145:LYS:N	2.44	0.49
1:C:161:THR:OG1	1:C:164:PRO:HG2	2.12	0.49
1:D:176:VAL:O	1:D:177:VAL:C	2.52	0.49

Continued on next page...

Continued from previous page...

Atom-1	Atom-2	Interatomic distance (Å)	Clash overlap (Å)
1:D:17:GLN:NE2	1:D:17:GLN:HA	2.21	0.49
1:B:31:VAL:CG1	1:B:53:TRP:HB2	2.42	0.49
1:D:126:MET:O	1:D:126:MET:HG3	2.13	0.49
1:C:196:GLU:OE1	1:C:215:MET:SD	2.71	0.49
1:F:163:TYR:N	1:F:164:PRO:HD2	2.28	0.49
1:F:144:ALA:HA	1:F:244:ILE:CD1	2.43	0.48
1:F:94:THR:HB	1:F:220:ILE:HG23	1.93	0.48
1:E:237:THR:HA	1:E:240:HIS:HD2	1.75	0.48
1:C:31:VAL:HG13	1:C:64:VAL:HG12	1.96	0.48
1:E:144:ALA:HA	1:E:244:ILE:HD12	1.95	0.48
1:A:140:LEU:HD23	1:A:248:ALA:HB1	1.94	0.48
1:A:92:ILE:HG13	1:A:241:ALA:O	2.13	0.48
1:E:163:TYR:HB2	1:E:164:PRO:CD	2.42	0.48
1:E:163:TYR:HB2	1:E:164:PRO:HD3	1.94	0.48
1:A:142:GLU:O	1:A:145:LYS:HB2	2.13	0.48
1:C:233:THR:HA	1:C:236:GLN:OE1	2.13	0.48
1:E:78:VAL:HA	1:E:81:LEU:HD12	1.94	0.48
1:B:105:GLY:H	1:B:219:VAL:HB	1.78	0.48
1:B:8:HIS:HB3	1:B:50:PHE:HE1	1.76	0.48
1:B:48:ARG:NH1	1:D:49:GLU:OE1	2.46	0.48
1:C:187:TRP:HB3	1:C:192:VAL:HG21	1.94	0.48
1:F:96:GLY:HA3	1:F:223:ARG:HG2	1.96	0.48
1:A:238:GLU:O	1:A:242:VAL:HG23	2.12	0.48
1:C:39:ASP:O	1:C:40:LYS:C	2.52	0.48
1:E:16:LEU:N	1:E:16:LEU:HD23	2.28	0.48
1:C:25:PRO:O	1:C:66:SER:HA	2.13	0.48
1:F:158:SER:OG	1:F:200:ALA:HB2	2.12	0.48
1:B:35:ALA:C	1:B:37:LEU:H	2.17	0.48
1:B:78:VAL:HG21	1:B:205:MET:HE3	1.94	0.48
1:A:6:VAL:HG23	1:A:6:VAL:O	2.13	0.48
1:E:91:ARG:HG3	1:E:92:ILE:H	1.74	0.48
1:F:98:ILE:HD11	1:F:194:ASN:HA	1.96	0.48
1:B:5:ASP:HB2	1:B:12:THR:CA	2.41	0.48
1:D:156:THR:CG2	1:D:194:ASN:HD21	2.26	0.48
1:E:187:TRP:HA	1:E:190:MET:HE3	1.95	0.48
1:E:176:VAL:CG1	1:E:180:PHE:HB3	2.43	0.48
1:D:41:PRO:HA	1:D:54:ARG:O	2.14	0.48
1:A:120:SER:HB2	1:A:204:THR:HG21	1.96	0.48
1:E:57:LEU:CD2	1:E:250:ARG:HG2	2.39	0.48
1:F:183:SER:HB2	1:F:187:TRP:NE1	2.29	0.48
1:E:236:GLN:O	1:E:239:SER:N	2.42	0.48

Continued on next page...

Continued from previous page...

Atom-1	Atom-2	Interatomic distance (Å)	Clash overlap (Å)
1:A:97:ALA:HA	1:A:193:MET:O	2.14	0.48
1:C:121:LEU:O	1:E:177:VAL:HG21	2.14	0.48
1:D:58:ASP:OD2	1:D:58:ASP:N	2.44	0.48
1:B:5:ASP:HB2	1:B:11:LEU:O	2.14	0.48
1:B:40:LYS:HD2	1:B:56:GLU:CD	2.34	0.48
1:A:177:VAL:HG22	1:A:178:ARG:H	1.79	0.48
1:A:8:HIS:N	1:A:8:HIS:ND1	2.52	0.48
1:B:236:GLN:OE1	1:B:236:GLN:O	2.32	0.48
1:E:17:GLN:CG	1:E:54:ARG:HH21	2.17	0.48
1:A:114:VAL:HG23	1:A:156:THR:O	2.13	0.48
1:A:9:LEU:HD23	1:A:50:PHE:HB3	1.95	0.48
1:A:158:SER:CB	1:A:200:ALA:HB2	2.44	0.48
1:F:27:ASP:OD1	1:F:28:PRO:HD2	2.14	0.48
1:A:56:GLU:HG2	1:A:57:LEU:N	2.29	0.48
1:E:17:GLN:CA	1:E:17:GLN:HE21	2.10	0.47
1:E:54:ARG:HH11	1:E:54:ARG:CG	2.27	0.47
1:D:133:ASP:OD2	1:D:135:ALA:N	2.47	0.47
1:B:144:ALA:HA	1:B:244:ILE:HG12	1.95	0.47
1:C:239:SER:O	1:C:243:LYS:HB2	2.13	0.47
1:B:164:PRO:O	1:B:166:GLN:N	2.46	0.47
1:C:78:VAL:HG13	1:C:89:PHE:CE2	2.48	0.47
1:E:91:ARG:HG2	1:E:215:MET:HG2	1.95	0.47
1:D:16:LEU:HD11	1:D:84:LEU:CB	2.44	0.47
1:F:57:LEU:HD11	1:F:250:ARG:HH12	1.74	0.47
1:C:205:MET:HG3	1:C:206:CYS:N	2.28	0.47
1:E:147:ILE:HD13	1:E:149:ALA:N	2.29	0.47
1:B:78:VAL:HG21	1:B:205:MET:CE	2.43	0.47
1:C:172:TYR:HE1	1:E:211:LEU:HD21	1.79	0.47
1:A:143:ALA:HB1	1:A:247:GLU:HG3	1.95	0.47
1:E:114:VAL:HB	1:E:157:ALA:HA	1.96	0.47
1:F:176:VAL:HG12	1:F:177:VAL:N	2.28	0.47
1:F:5:ASP:CB	1:F:12:THR:HA	2.44	0.47
1:F:221:VAL:HG22	1:F:223:ARG:H	1.80	0.47
1:C:163:TYR:CD2	1:C:171:THR:HG22	2.48	0.47
1:B:149:ALA:HB2	1:B:244:ILE:HD11	1.95	0.47
1:D:146:SER:O	1:D:148:GLY:N	2.46	0.47
1:E:63:ILE:CG2	1:E:64:VAL:N	2.78	0.47
1:C:21:LEU:O	1:C:22:ALA:HB2	2.14	0.47
1:F:116:LEU:HD21	1:F:187:TRP:CH2	2.50	0.47
1:F:250:ARG:O	1:F:253:LEU:HB2	2.15	0.47
1:A:93:GLY:O	1:A:217:ALA:HA	2.13	0.47

Continued on next page...

Continued from previous page...

Atom-1	Atom-2	Interatomic distance (Å)	Clash overlap (Å)
1:A:178:ARG:HA	1:A:181:LYS:HG3	1.96	0.47
1:E:79:GLU:O	1:E:83:GLN:NE2	2.48	0.47
1:D:91:ARG:HH11	1:D:91:ARG:HG3	1.80	0.47
1:C:132:ALA:HA	1:C:203:LEU:CD2	2.44	0.47
1:D:115:ARG:NH2	1:D:124:ALA:O	2.45	0.47
1:F:99:GLN:HB3	1:F:101:HIS:ND1	2.30	0.47
1:F:91:ARG:O	1:F:216:VAL:HG12	2.14	0.47
1:E:39:ASP:O	1:E:56:GLU:HB3	2.15	0.47
1:F:96:GLY:HA2	1:F:221:VAL:O	2.15	0.47
1:F:9:LEU:HD21	1:F:77:ALA:HA	1.95	0.47
1:A:65:CYS:O	1:A:66:SER:C	2.53	0.47
1:D:38:MET:HG2	1:D:57:LEU:CD1	2.45	0.47
1:B:119:ALA:O	1:B:122:HIS:HB2	2.15	0.47
1:C:163:TYR:HA	1:C:168:ARG:HD2	1.97	0.47
1:B:190:MET:HE1	1:F:125:PRO:HD3	1.97	0.47
1:E:91:ARG:HB3	1:E:215:MET:HG2	1.97	0.46
1:C:250:ARG:O	1:C:253:LEU:HB2	2.14	0.46
1:B:33:LYS:HA	1:B:33:LYS:CE	2.32	0.46
1:B:105:GLY:O	1:B:106:ASP:C	2.54	0.46
1:B:151:THR:HG22	1:B:152:HIS:N	2.30	0.46
1:A:226:GLN:CD	1:A:227:GLU:N	2.69	0.46
1:E:149:ALA:O	1:E:151:THR:N	2.49	0.46
1:F:17:GLN:HE21	1:F:17:GLN:CA	2.28	0.46
1:F:110:THR:HA	1:F:154:GLY:O	2.15	0.46
1:E:92:ILE:CG1	1:E:93:GLY:N	2.78	0.46
1:C:63:ILE:CG2	1:C:64:VAL:N	2.77	0.46
1:C:180:PHE:HE1	1:E:122:HIS:CG	2.33	0.46
1:C:233:THR:HA	1:C:236:GLN:CG	2.45	0.46
1:C:44:LEU:HB2	1:C:52:SER:O	2.15	0.46
1:B:83:GLN:NE2	1:D:171:THR:HG23	2.30	0.46
1:F:156:THR:HG23	1:F:194:ASN:CG	2.36	0.46
1:B:107:VAL:O	1:B:151:THR:HA	2.16	0.46
1:F:199:SER:O	1:F:200:ALA:C	2.54	0.46
1:A:73:SER:O	1:A:76:ILE:N	2.49	0.46
1:A:131:VAL:CG2	1:A:132:ALA:N	2.78	0.46
1:C:113:SER:O	1:C:130:ALA:HB3	2.15	0.46
1:E:39:ASP:O	1:E:40:LYS:CB	2.62	0.46
1:A:43:LYS:HB2	1:A:53:TRP:CH2	2.50	0.46
1:C:96:GLY:HA2	1:C:221:VAL:O	2.16	0.46
1:D:79:GLU:OE2	1:D:83:GLN:HG3	2.16	0.46
1:E:44:LEU:O	1:E:45:ALA:HB2	2.16	0.46

Continued on next page...

Continued from previous page...

Atom-1	Atom-2	Interatomic distance (Å)	Clash overlap (Å)
1:C:11:LEU:HD21	1:C:52:SER:OG	2.15	0.46
1:D:21:LEU:HD21	1:D:90:LEU:HD11	1.98	0.46
1:A:178:ARG:O	1:A:180:PHE:N	2.49	0.46
1:F:34:ILE:CD1	1:F:242:VAL:HG22	2.45	0.46
1:E:31:VAL:HG13	1:E:64:VAL:CG1	2.36	0.46
1:C:62:VAL:HG13	1:C:63:ILE:N	2.31	0.46
1:F:71:GLY:N	1:F:72:PRO:CD	2.79	0.46
1:A:234:MET:O	1:A:237:THR:HB	2.15	0.46
1:B:69:ILE:HG21	1:D:76:ILE:HD11	1.97	0.46
1:D:230:ASN:HD22	1:D:232:GLU:HB3	1.81	0.46
1:E:6:VAL:HG11	1:E:84:LEU:HG	1.96	0.46
1:E:81:LEU:O	1:E:84:LEU:HB2	2.15	0.46
1:B:54:ARG:HG2	1:B:55:ALA:N	2.31	0.46
1:A:7:PHE:O	1:A:8:HIS:C	2.54	0.46
1:D:175:ARG:HH12	1:D:178:ARG:H	1.64	0.46
1:D:222:ASN:ND2	1:D:225:GLN:HG2	2.30	0.46
1:F:24:VAL:O	1:F:24:VAL:HG23	2.16	0.46
1:C:233:THR:CA	1:C:236:GLN:HG3	2.46	0.46
1:F:236:GLN:HA	1:F:239:SER:HG	1.77	0.46
1:B:44:LEU:HD11	1:B:54:ARG:HB2	1.96	0.46
1:C:38:MET:CG	1:C:57:LEU:HD13	2.40	0.46
1:B:156:THR:HG21	1:B:196:GLU:HG2	1.98	0.46
1:A:75:SER:O	1:A:79:GLU:HB3	2.15	0.46
1:B:236:GLN:O	1:B:239:SER:N	2.49	0.46
1:E:39:ASP:HA	1:F:145:LYS:HE3	1.98	0.46
1:D:86:ILE:N	1:D:86:ILE:CD1	2.78	0.46
1:D:86:ILE:N	1:D:86:ILE:HD12	2.31	0.46
1:D:168:ARG:HH11	1:D:223:ARG:NH1	2.13	0.46
1:D:177:VAL:HG22	1:D:179:ARG:N	2.23	0.46
1:E:8:HIS:CB	1:E:50:PHE:CE1	2.96	0.46
1:F:107:VAL:HG23	1:F:217:ALA:O	2.16	0.46
1:E:161:THR:HB	1:E:165:GLY:H	1.80	0.45
1:D:107:VAL:HG23	1:D:151:THR:HA	1.97	0.45
1:A:247:GLU:OE1	1:A:250:ARG:HD2	2.16	0.45
1:D:25:PRO:HD2	1:D:65:CYS:O	2.15	0.45
1:B:236:GLN:O	1:B:239:SER:HB2	2.17	0.45
1:C:23:ILE:HA	1:C:90:LEU:O	2.16	0.45
1:A:90:LEU:HD22	1:A:140:LEU:HD21	1.97	0.45
1:D:245:VAL:CG1	1:D:246:VAL:N	2.79	0.45
1:D:55:ALA:O	1:D:56:GLU:HG3	2.17	0.45
1:F:196:GLU:OE2	1:F:197:MET:C	2.54	0.45

Continued on next page...

Continued from previous page...

Atom-1	Atom-2	Interatomic distance (Å)	Clash overlap (Å)
1:E:114:VAL:HG12	1:E:116:LEU:HG	1.99	0.45
1:C:45:ALA:O	1:C:46:SER:HB2	2.16	0.45
1:D:172:TYR:HD1	1:D:172:TYR:O	1.99	0.45
1:F:117:ASP:CG	1:F:118:GLY:N	2.69	0.45
1:A:24:VAL:HB	1:A:67:THR:HG23	1.98	0.45
1:D:98:ILE:O	1:D:188:GLN:NE2	2.49	0.45
1:B:98:ILE:HG13	1:B:99:GLN:N	2.30	0.45
1:B:82:ALA:O	1:B:85:GLY:N	2.49	0.45
1:D:89:PHE:N	1:D:212:ARG:O	2.48	0.45
1:B:126:MET:CE	1:F:127:GLU:HA	2.47	0.45
1:A:242:VAL:O	1:A:245:VAL:HG12	2.16	0.45
1:D:6:VAL:HG22	1:D:11:LEU:O	2.17	0.45
1:D:158:SER:CB	1:D:200:ALA:HB2	2.46	0.45
1:B:120:SER:HB2	1:B:204:THR:HG21	1.99	0.45
1:E:19:ALA:HB2	1:E:61:ALA:HB1	1.99	0.45
1:D:136:CYS:HA	1:D:252:LEU:HD11	1.98	0.45
1:F:200:ALA:O	1:F:201:THR:C	2.55	0.45
1:B:164:PRO:C	1:B:166:GLN:N	2.68	0.45
1:A:233:THR:O	1:A:234:MET:HB2	2.17	0.45
1:C:9:LEU:CD1	1:C:81:LEU:HG	2.45	0.45
1:F:159:SER:CB	1:F:166:GLN:NE2	2.79	0.45
1:C:143:ALA:HB1	1:C:247:GLU:HB3	1.99	0.45
1:E:210:GLY:O	1:E:211:LEU:HD23	2.15	0.45
1:A:49:GLU:O	1:A:51:THR:N	2.50	0.45
1:B:28:PRO:O	1:B:31:VAL:HG23	2.17	0.45
1:B:34:ILE:HB	1:B:64:VAL:HG11	1.99	0.45
1:C:44:LEU:CD1	1:C:54:ARG:HB2	2.41	0.45
1:B:128:PHE:CD1	1:B:129:PRO:N	2.85	0.45
1:F:80:GLU:O	1:F:84:LEU:HG	2.17	0.45
1:B:142:GLU:O	1:B:145:LYS:N	2.49	0.45
1:E:250:ARG:HA	1:E:253:LEU:HD12	1.97	0.45
1:E:245:VAL:HG13	1:E:246:VAL:N	2.32	0.45
1:D:56:GLU:HG2	1:D:61:ALA:HA	1.98	0.45
1:D:230:ASN:C	1:D:234:MET:HE1	2.37	0.45
1:C:13:LYS:HG3	1:C:84:LEU:O	2.17	0.45
1:A:247:GLU:O	1:A:250:ARG:CB	2.65	0.45
1:C:139:ALA:O	1:C:142:GLU:N	2.50	0.45
1:C:216:VAL:HG22	1:C:217:ALA:N	2.32	0.45
1:D:17:GLN:CA	1:D:17:GLN:NE2	2.80	0.45
1:D:228:ILE:H	1:D:228:ILE:CD1	2.30	0.45
1:D:228:ILE:N	1:D:228:ILE:CD1	2.76	0.45

Continued on next page...

Continued from previous page...

Atom-1	Atom-2	Interatomic distance (Å)	Clash overlap (Å)
1:B:99:GLN:NE2	1:B:191:GLY:HA2	2.32	0.45
1:D:196:GLU:OE2	1:D:199:SER:OG	2.30	0.45
1:D:118:GLY:O	1:D:122:HIS:CD2	2.70	0.45
1:B:60:LYS:CB	1:B:253:LEU:HD22	2.46	0.44
1:D:112:ALA:HA	1:D:130:ALA:O	2.17	0.44
1:B:162:PHE:O	1:B:162:PHE:CD1	2.70	0.44
1:B:184:MET:CE	1:B:188:GLN:NE2	2.80	0.44
1:F:177:VAL:HG22	1:F:178:ARG:N	2.27	0.44
1:F:149:ALA:O	1:F:151:THR:N	2.47	0.44
1:F:28:PRO:HA	1:F:66:SER:HB3	1.98	0.44
1:F:23:ILE:O	1:F:64:VAL:HA	2.16	0.44
1:A:56:GLU:HG2	1:A:60:LYS:O	2.16	0.44
1:C:223:ARG:O	1:C:225:GLN:O	2.35	0.44
1:C:31:VAL:HG11	1:C:51:THR:HG22	1.99	0.44
1:F:236:GLN:O	1:F:237:THR:C	2.55	0.44
1:E:79:GLU:C	1:E:83:GLN:NE2	2.71	0.44
1:D:91:ARG:NH1	1:D:91:ARG:HG3	2.32	0.44
1:F:37:LEU:HD22	1:F:242:VAL:CG1	2.47	0.44
1:C:92:ILE:HD13	1:C:93:GLY:N	2.32	0.44
1:E:4:SER:O	1:E:5:ASP:CG	2.56	0.44
1:E:21:LEU:HA	1:E:86:ILE:HG23	1.98	0.44
1:C:91:ARG:HG3	1:C:91:ARG:HH11	1.82	0.44
1:B:152:HIS:HB2	1:B:193:MET:HE3	1.99	0.44
1:F:120:SER:HB2	1:F:204:THR:HG21	1.99	0.44
1:D:78:VAL:O	1:D:81:LEU:N	2.50	0.44
1:A:173:SER:OG	1:F:209:GLN:NE2	2.49	0.44
1:F:183:SER:HB2	1:F:187:TRP:HE1	1.81	0.44
1:B:56:GLU:HA	1:B:60:LYS:O	2.17	0.44
1:E:140:LEU:HD13	1:E:216:VAL:HB	1.98	0.44
1:D:178:ARG:NH1	1:D:178:ARG:HG3	2.32	0.44
1:A:71:GLY:N	1:A:72:PRO:CD	2.80	0.44
1:C:75:SER:O	1:C:79:GLU:HB3	2.16	0.44
1:A:173:SER:HB3	1:F:209:GLN:HG3	1.98	0.44
1:A:147:ILE:HD12	1:A:147:ILE:O	2.17	0.44
1:E:91:ARG:CG	1:E:92:ILE:N	2.77	0.44
1:C:94:THR:HG22	1:C:220:ILE:HB	1.98	0.44
1:C:38:MET:HA	1:C:57:LEU:HD13	2.00	0.44
1:B:190:MET:CE	1:F:125:PRO:HD3	2.47	0.44
1:C:187:TRP:HA	1:C:187:TRP:CE3	2.52	0.44
1:B:182:GLY:O	1:B:185:GLU:HB3	2.17	0.44
1:B:232:GLU:C	1:B:234:MET:H	2.21	0.44

Continued on next page...

Continued from previous page...

Atom-1	Atom-2	Interatomic distance (Å)	Clash overlap (Å)
1:F:144:ALA:CA	1:F:244:ILE:HD12	2.48	0.44
1:C:91:ARG:HG3	1:C:91:ARG:NH1	2.33	0.44
1:A:16:LEU:HD13	1:A:63:ILE:HD12	2.00	0.44
1:D:206:CYS:O	1:D:209:GLN:N	2.49	0.44
1:D:210:GLY:O	1:D:211:LEU:HD23	2.18	0.44
1:F:107:VAL:C	1:F:108:LEU:HD23	2.38	0.44
1:C:173:SER:CB	1:E:209:GLN:HE21	2.30	0.44
1:B:40:LYS:N	1:B:41:PRO:HD3	2.32	0.44
1:C:38:MET:HB2	1:C:55:ALA:CB	2.47	0.44
1:E:162:PHE:HB3	1:E:163:TYR:H	1.72	0.44
1:C:163:TYR:O	1:C:168:ARG:HB2	2.18	0.44
1:B:108:LEU:HD11	1:B:219:VAL:HG22	2.00	0.44
1:E:177:VAL:O	1:E:178:ARG:C	2.56	0.44
1:A:225:GLN:HG2	1:A:226:GLN:H	1.83	0.44
1:D:94:THR:CG2	1:D:220:ILE:HG23	2.47	0.44
1:B:236:GLN:C	1:B:238:GLU:N	2.66	0.44
1:E:161:THR:HB	1:E:165:GLY:N	2.33	0.44
1:F:8:HIS:CG	1:F:76:ILE:HG21	2.52	0.44
1:B:143:ALA:HB1	1:B:247:GLU:HB3	2.00	0.44
1:E:247:GLU:OE2	1:E:250:ARG:CZ	2.65	0.44
1:F:142:GLU:O	1:F:146:SER:N	2.43	0.44
1:F:57:LEU:HD23	1:F:253:LEU:HD11	1.99	0.44
1:B:126:MET:HE1	1:F:127:GLU:HA	1.99	0.44
1:A:236:GLN:HA	1:A:239:SER:OG	2.17	0.44
1:D:19:ALA:HB2	1:D:61:ALA:CB	2.48	0.44
1:A:180:PHE:O	1:A:183:SER:N	2.46	0.44
1:E:169:TYR:HH	1:E:181:LYS:HG3	1.82	0.44
1:B:160:ASP:O	1:D:72:PRO:HB3	2.17	0.44
1:D:24:VAL:HB	1:D:67:THR:CG2	2.48	0.44
1:C:122:HIS:O	1:E:175:ARG:NH2	2.51	0.44
1:B:35:ALA:C	1:B:37:LEU:N	2.71	0.44
1:C:187:TRP:HE3	1:C:187:TRP:HA	1.82	0.44
1:D:222:ASN:ND2	1:D:225:GLN:OE1	2.51	0.44
1:C:88:THR:OG1	1:C:212:ARG:HB2	2.18	0.44
1:E:8:HIS:HB3	1:E:50:PHE:HD1	1.82	0.43
1:E:177:VAL:HG12	1:E:180:PHE:HB2	1.99	0.43
1:C:187:TRP:O	1:C:189:ALA:N	2.39	0.43
1:E:19:ALA:HA	1:E:61:ALA:HB3	2.01	0.43
1:E:93:GLY:O	1:E:217:ALA:CA	2.64	0.43
1:A:63:ILE:HG22	1:A:64:VAL:N	2.32	0.43
1:F:250:ARG:HA	1:F:253:LEU:HD12	1.98	0.43

Continued on next page...

Continued from previous page...

Atom-1	Atom-2	Interatomic distance (Å)	Clash overlap (Å)
1:D:47:HIS:O	1:D:48:ARG:C	2.56	0.43
1:A:96:GLY:HA2	1:A:221:VAL:O	2.18	0.43
1:A:73:SER:O	1:A:74:THR:C	2.56	0.43
1:B:40:LYS:HD2	1:B:56:GLU:CB	2.48	0.43
1:B:91:ARG:HH22	2:B:254:ACY:C	2.30	0.43
1:E:115:ARG:HH12	1:E:126:MET:HA	1.80	0.43
1:E:37:LEU:HA	1:E:37:LEU:HD22	1.84	0.43
1:C:71:GLY:N	1:C:72:PRO:CD	2.81	0.43
1:B:238:GLU:O	1:B:239:SER:C	2.57	0.43
1:E:58:ASP:OD2	1:E:250:ARG:HD3	2.18	0.43
1:D:178:ARG:NH1	1:D:181:LYS:HD2	2.34	0.43
1:E:76:ILE:HG22	1:E:80:GLU:HG3	1.99	0.43
1:A:48:ARG:O	1:A:49:GLU:HG2	2.18	0.43
1:A:99:GLN:HB3	1:A:101:HIS:ND1	2.33	0.43
1:E:175:ARG:HH11	1:E:175:ARG:C	2.21	0.43
1:B:77:ALA:O	1:B:81:LEU:HG	2.19	0.43
1:B:94:THR:OG1	2:B:254:ACY:O	2.32	0.43
1:A:160:ASP:O	1:F:72:PRO:HB3	2.18	0.43
1:D:34:ILE:O	1:D:38:MET:HE3	2.18	0.43
1:F:113:SER:HA	1:F:155:VAL:HG13	2.01	0.43
1:F:97:ALA:HB1	1:F:102:ILE:HB	2.01	0.43
1:A:34:ILE:CA	1:A:37:LEU:HD23	2.49	0.43
1:F:220:ILE:HG13	1:F:221:VAL:H	1.81	0.43
1:E:161:THR:HB	1:E:165:GLY:CA	2.48	0.43
1:D:102:ILE:HD13	1:D:108:LEU:HD21	2.00	0.43
1:C:187:TRP:C	1:C:189:ALA:H	2.20	0.43
1:A:175:ARG:HG2	1:A:175:ARG:NH1	2.34	0.43
1:F:156:THR:OG1	1:F:194:ASN:ND2	2.47	0.43
1:F:57:LEU:HB3	1:F:253:LEU:CD1	2.49	0.43
1:C:115:ARG:NH2	1:C:121:LEU:HD23	2.34	0.43
1:B:146:SER:O	1:B:147:ILE:HG13	2.18	0.43
1:D:168:ARG:HG3	1:D:223:ARG:HH12	1.84	0.43
1:C:6:VAL:HG21	1:C:10:GLY:N	2.34	0.43
1:C:173:SER:HB3	1:E:209:GLN:HE21	1.84	0.43
1:D:238:GLU:OE2	1:D:238:GLU:C	2.57	0.43
1:F:147:ILE:O	1:F:147:ILE:HG13	2.18	0.43
1:D:147:ILE:HD11	1:D:149:ALA:CB	2.36	0.43
1:A:169:TYR:O	1:A:171:THR:N	2.51	0.43
1:B:76:ILE:HD11	1:D:162:PHE:CE2	2.54	0.43
1:C:35:ALA:O	1:C:41:PRO:HB3	2.19	0.43
1:C:12:THR:O	1:C:15:ASP:HB2	2.19	0.43

Continued on next page...

Continued from previous page...

Atom-1	Atom-2	Interatomic distance (Å)	Clash overlap (Å)
1:C:237:THR:O	1:C:242:VAL:HG23	2.19	0.43
1:D:102:ILE:HG12	1:D:152:HIS:NE2	2.34	0.43
1:E:167:GLU:HB2	1:E:183:SER:OG	2.18	0.43
1:E:39:ASP:HA	1:F:145:LYS:CE	2.49	0.43
1:E:40:LYS:H	1:E:41:PRO:CD	2.32	0.43
1:B:16:LEU:HD22	1:B:16:LEU:N	2.34	0.43
1:F:163:TYR:N	1:F:164:PRO:CD	2.82	0.43
1:E:8:HIS:ND1	1:E:8:HIS:N	2.66	0.43
1:D:188:GLN:C	1:D:190:MET:N	2.73	0.43
1:D:151:THR:CG2	1:D:152:HIS:H	2.32	0.43
1:E:92:ILE:CD1	1:E:93:GLY:H	2.32	0.42
1:F:183:SER:O	1:F:184:MET:C	2.55	0.42
1:D:230:ASN:ND2	1:D:233:THR:OG1	2.52	0.42
1:F:34:ILE:HD13	1:F:242:VAL:HG22	2.01	0.42
1:C:229:PRO:HG2	1:C:230:ASN:H	1.83	0.42
1:D:20:GLN:HA	1:D:86:ILE:HA	2.00	0.42
1:E:23:ILE:HA	1:E:90:LEU:O	2.19	0.42
1:D:92:ILE:CD1	1:D:242:VAL:HA	2.49	0.42
1:A:106:ASP:HB2	1:A:219:VAL:CG2	2.48	0.42
1:E:141:VAL:O	1:E:145:LYS:N	2.51	0.42
1:C:172:TYR:HB2	1:E:83:GLN:CG	2.49	0.42
1:E:76:ILE:O	1:E:80:GLU:CG	2.67	0.42
1:A:30:ARG:HG2	1:A:30:ARG:NH1	2.34	0.42
1:A:39:ASP:O	1:A:40:LYS:C	2.57	0.42
1:C:81:LEU:HB3	1:C:86:ILE:HD12	2.00	0.42
1:B:128:PHE:CD1	1:B:129:PRO:CD	3.02	0.42
1:A:221:VAL:O	1:A:221:VAL:CG1	2.65	0.42
1:D:163:TYR:HD2	1:D:168:ARG:HB3	1.84	0.42
1:F:17:GLN:HA	1:F:17:GLN:NE2	2.34	0.42
1:B:40:LYS:O	1:B:55:ALA:HA	2.19	0.42
1:B:162:PHE:O	1:B:168:ARG:HD2	2.18	0.42
1:C:119:ALA:HB3	1:C:201:THR:OG1	2.18	0.42
1:C:35:ALA:HA	1:C:38:MET:CE	2.49	0.42
1:D:144:ALA:HB2	1:D:244:ILE:HD13	2.01	0.42
1:C:22:ALA:CB	1:C:86:ILE:HD13	2.50	0.42
1:D:186:GLU:O	1:D:190:MET:HG3	2.19	0.42
1:A:79:GLU:OE2	1:F:171:THR:HG21	2.18	0.42
1:B:40:LYS:NZ	1:C:43:LYS:HD2	2.35	0.42
1:D:166:GLN:HG2	1:D:195:TYR:CE1	2.54	0.42
1:E:52:SER:HB3	1:E:65:CYS:SG	2.58	0.42
1:E:57:LEU:HD11	1:E:250:ARG:NE	2.35	0.42

Continued on next page...

Continued from previous page...

Atom-1	Atom-2	Interatomic distance (Å)	Clash overlap (Å)
1:F:187:TRP:HB3	1:F:192:VAL:CG2	2.41	0.42
1:B:40:LYS:HZ1	1:C:43:LYS:HD2	1.84	0.42
1:A:160:ASP:HB3	1:F:119:ALA:CB	2.49	0.42
1:F:71:GLY:O	1:F:75:SER:OG	2.31	0.42
1:D:34:ILE:HG22	1:D:38:MET:CE	2.49	0.42
1:F:90:LEU:HD11	1:F:252:LEU:HD12	2.02	0.42
1:E:7:PHE:O	1:E:8:HIS:C	2.58	0.42
1:A:99:GLN:HA	1:A:100:PRO:HD3	1.78	0.42
1:F:7:PHE:CD1	1:F:7:PHE:O	2.72	0.42
1:F:147:ILE:CD1	1:F:244:ILE:HD11	2.45	0.42
1:D:172:TYR:O	1:D:173:SER:C	2.57	0.42
1:A:9:LEU:HD12	1:A:80:GLU:HB3	2.02	0.42
1:B:23:ILE:C	1:B:24:VAL:HG13	2.40	0.42
1:D:174:GLY:O	1:D:175:ARG:C	2.58	0.42
1:F:117:ASP:OD1	1:F:120:SER:OG	2.34	0.42
1:F:198:GLU:H	1:F:198:GLU:CD	2.23	0.42
1:D:109:VAL:O	1:D:193:MET:HE1	2.20	0.42
1:C:80:GLU:O	1:C:83:GLN:HB2	2.19	0.42
1:B:57:LEU:HD21	1:B:250:ARG:CG	2.49	0.42
1:E:70:GLY:O	1:E:73:SER:HB3	2.20	0.42
1:D:141:VAL:O	1:D:141:VAL:HG12	2.20	0.42
1:C:236:GLN:O	1:C:240:HIS:HB2	2.18	0.42
1:E:36:ALA:C	1:E:38:MET:H	2.23	0.42
1:B:15:ASP:HB3	1:B:44:LEU:CD2	2.49	0.42
1:C:163:TYR:CD1	1:E:79:GLU:OE1	2.72	0.42
1:E:196:GLU:OE2	1:E:199:SER:N	2.52	0.42
1:F:194:ASN:ND2	1:F:194:ASN:H	2.00	0.42
1:D:34:ILE:O	1:D:35:ALA:C	2.58	0.42
1:A:108:LEU:O	1:A:216:VAL:HA	2.20	0.42
1:F:108:LEU:HA	1:F:152:HIS:O	2.20	0.42
1:D:94:THR:HG21	1:D:220:ILE:HG23	2.02	0.42
1:F:174:GLY:O	1:F:175:ARG:HB3	2.19	0.42
1:C:18:GLY:O	1:C:19:ALA:C	2.58	0.41
1:F:163:TYR:HA	1:F:168:ARG:HB2	2.02	0.41
1:C:143:ALA:HA	1:C:247:GLU:OE2	2.19	0.41
1:A:50:PHE:CE2	1:A:77:ALA:HB2	2.55	0.41
1:F:22:ALA:HB2	1:F:86:ILE:CD1	2.45	0.41
1:C:98:ILE:O	1:C:224:THR:CG2	2.68	0.41
1:A:226:GLN:HE21	1:A:226:GLN:HB3	1.59	0.41
1:D:171:THR:C	1:D:173:SER:N	2.73	0.41
1:F:98:ILE:HG23	1:F:184:MET:HG3	2.02	0.41

Continued on next page...

Continued from previous page...

Atom-1	Atom-2	Interatomic distance (Å)	Clash overlap (Å)
1:C:41:PRO:O	1:C:42:VAL:HG22	2.20	0.41
1:F:6:VAL:HG23	1:F:10:GLY:H	1.84	0.41
1:E:226:GLN:O	1:E:227:GLU:C	2.59	0.41
1:F:133:ASP:CG	1:F:212:ARG:HG2	2.41	0.41
1:B:40:LYS:HD2	1:B:56:GLU:HB2	2.01	0.41
1:C:147:ILE:CD1	1:C:244:ILE:HG12	2.50	0.41
1:A:49:GLU:OE2	1:F:48:ARG:O	2.38	0.41
1:E:57:LEU:O	1:E:58:ASP:C	2.57	0.41
1:B:60:LYS:HB3	1:B:253:LEU:HD22	2.03	0.41
1:A:163:TYR:O	1:A:168:ARG:HB2	2.20	0.41
1:E:172:TYR:C	1:E:172:TYR:CD2	2.94	0.41
1:C:233:THR:HA	1:C:236:GLN:CD	2.40	0.41
1:C:48:ARG:HB3	1:C:49:GLU:H	1.52	0.41
1:C:49:GLU:CG	1:E:49:GLU:OE2	2.67	0.41
1:E:232:GLU:O	1:E:236:GLN:HG3	2.20	0.41
1:B:126:MET:HE1	1:F:127:GLU:CG	2.39	0.41
1:F:161:THR:OG1	1:F:165:GLY:HA3	2.21	0.41
1:A:158:SER:OG	1:A:196:GLU:OE2	2.39	0.41
1:B:35:ALA:HA	1:B:38:MET:HE2	2.01	0.41
1:C:232:GLU:OE2	1:C:235:LYS:HB3	2.21	0.41
1:B:216:VAL:HG22	1:B:217:ALA:N	2.35	0.41
1:E:28:PRO:HA	1:E:31:VAL:CG2	2.49	0.41
1:A:169:TYR:CE2	1:A:176:VAL:HG23	2.56	0.41
1:D:176:VAL:O	1:D:177:VAL:O	2.38	0.41
1:F:179:ARG:HE	1:F:179:ARG:HB2	1.50	0.41
1:E:57:LEU:HD11	1:E:250:ARG:CG	2.49	0.41
1:E:16:LEU:HD22	1:E:63:ILE:HD11	2.02	0.41
1:B:33:LYS:CA	1:B:33:LYS:HE2	2.32	0.41
1:E:232:GLU:OE2	1:E:235:LYS:HD3	2.21	0.41
1:E:234:MET:O	1:E:238:GLU:HB2	2.21	0.41
1:D:38:MET:HB2	1:D:55:ALA:HB1	2.03	0.41
1:A:7:PHE:O	1:A:9:LEU:N	2.54	0.41
1:C:94:THR:HG22	1:C:220:ILE:CG2	2.50	0.41
1:D:17:GLN:CA	1:D:17:GLN:HE21	2.17	0.41
1:F:179:ARG:HB3	1:F:180:PHE:HD1	1.86	0.41
1:B:92:ILE:HD12	1:B:93:GLY:H	1.86	0.41
1:D:9:LEU:CD2	1:D:50:PHE:CD1	3.04	0.41
1:D:13:LYS:HA	1:D:84:LEU:HD22	2.02	0.41
1:B:23:ILE:CG2	1:B:24:VAL:N	2.83	0.41
1:F:48:ARG:HG2	1:F:48:ARG:NH1	2.36	0.41
1:E:196:GLU:CD	1:E:198:GLU:H	2.24	0.41

Continued on next page...

Continued from previous page...

Atom-1	Atom-2	Interatomic distance (Å)	Clash overlap (Å)
1:E:57:LEU:O	1:E:60:LYS:N	2.54	0.41
1:E:87:ARG:NH1	1:E:87:ARG:CG	2.77	0.41
1:B:128:PHE:HD1	1:B:129:PRO:N	2.19	0.41
1:F:168:ARG:C	1:F:170:ASP:H	2.24	0.41
1:D:38:MET:HB3	1:D:56:GLU:O	2.20	0.41
1:B:184:MET:SD	1:B:223:ARG:HD2	2.61	0.41
1:A:163:TYR:CD2	1:A:171:THR:HG22	2.56	0.41
1:F:198:GLU:CD	1:F:198:GLU:N	2.74	0.41
1:E:26:GLY:HA2	1:E:67:THR:H	1.86	0.41
1:B:87:ARG:O	1:B:212:ARG:HG3	2.21	0.41
1:A:159:SER:O	1:A:197:MET:HG2	2.21	0.41
1:B:49:GLU:HB2	1:D:49:GLU:HG2	2.03	0.41
1:F:123:PHE:CD1	1:F:123:PHE:N	2.89	0.41
1:E:11:LEU:HD21	1:E:45:ALA:HB3	2.02	0.41
1:F:230:ASN:CG	1:F:231:ALA:N	2.74	0.41
1:A:141:VAL:O	1:A:145:LYS:HG3	2.21	0.41
1:E:218:GLY:O	1:E:220:ILE:HG23	2.21	0.41
1:A:89:PHE:O	1:A:213:ALA:HA	2.21	0.41
1:B:206:CYS:O	1:B:207:ALA:C	2.59	0.41
1:A:90:LEU:HD11	1:A:252:LEU:HD12	2.03	0.40
1:A:164:PRO:O	1:A:165:GLY:C	2.59	0.40
1:A:227:GLU:O	1:A:227:GLU:HG3	2.21	0.40
1:E:82:ALA:HB2	1:E:89:PHE:HZ	1.87	0.40
1:E:21:LEU:HG	1:E:88:THR:HB	2.03	0.40
1:D:112:ALA:HA	1:D:131:VAL:HA	2.03	0.40
1:C:147:ILE:HD11	1:C:244:ILE:HD11	2.03	0.40
1:D:163:TYR:N	1:D:164:PRO:CD	2.82	0.40
1:C:40:LYS:HD2	1:C:56:GLU:HG3	2.03	0.40
1:F:91:ARG:HG3	1:F:92:ILE:N	2.36	0.40
1:E:68:GLY:O	1:E:69:ILE:O	2.39	0.40
1:F:230:ASN:HD21	1:F:232:GLU:H	1.64	0.40
1:F:183:SER:O	1:F:186:GLU:N	2.55	0.40
1:E:236:GLN:O	1:E:237:THR:C	2.60	0.40
1:D:155:VAL:HG12	1:D:156:THR:N	2.35	0.40
1:C:247:GLU:OE1	1:C:247:GLU:O	2.39	0.40
1:B:109:VAL:HG23	1:B:151:THR:CG2	2.52	0.40
1:D:154:GLY:N	1:D:193:MET:HE1	2.36	0.40
1:F:108:LEU:HD13	1:F:193:MET:CB	2.48	0.40
1:B:28:PRO:HB3	1:B:49:GLU:O	2.22	0.40
1:C:251:ARG:NH1	1:C:251:ARG:HG2	2.35	0.40
1:E:41:PRO:O	1:E:53:TRP:CZ3	2.75	0.40

Continued on next page...

Continued from previous page...

Atom-1	Atom-2	Interatomic distance (Å)	Clash overlap (Å)
1:B:12:THR:HG23	1:B:15:ASP:OD2	2.21	0.40
1:A:16:LEU:HD23	1:A:16:LEU:N	2.36	0.40
1:D:57:LEU:HA	1:D:57:LEU:HD12	1.70	0.40
1:B:162:PHE:C	1:B:162:PHE:CD1	2.95	0.40
1:A:180:PHE:O	1:A:183:SER:CB	2.69	0.40
1:E:8:HIS:CB	1:E:50:PHE:HE1	2.33	0.40
1:F:104:VAL:HG22	1:F:222:ASN:HD22	1.86	0.40
1:C:6:VAL:HB	1:C:80:GLU:OE2	2.21	0.40
1:E:147:ILE:CD1	1:E:149:ALA:HB2	2.52	0.40
1:B:28:PRO:HB2	1:B:51:THR:OG1	2.22	0.40
1:B:48:ARG:HB3	1:B:49:GLU:H	1.60	0.40
1:C:177:VAL:HG13	1:C:179:ARG:HB3	2.04	0.40
1:E:107:VAL:HG23	1:E:107:VAL:O	2.20	0.40
1:A:236:GLN:O	1:A:239:SER:HB2	2.21	0.40
1:F:112:ALA:O	1:F:155:VAL:HG13	2.21	0.40
1:A:132:ALA:HB2	1:A:203:LEU:CD2	2.52	0.40
1:E:147:ILE:HG12	1:E:147:ILE:O	2.21	0.40
1:E:151:THR:HG22	1:E:152:HIS:N	2.36	0.40
1:F:103:ASN:CB	1:F:106:ASP:OD1	2.69	0.40

There are no symmetry-related clashes.

5.3 Torsion angles [i](#)

5.3.1 Protein backbone [i](#)

In the following table, the Percentiles column shows the percent Ramachandran outliers of the chain as a percentile score with respect to all X-ray entries followed by that with respect to entries of similar resolution.

The Analysed column shows the number of residues for which the backbone conformation was analysed, and the total number of residues.

Mol	Chain	Analysed	Favoured	Allowed	Outliers	Percentiles	
1	A	248/253 (98%)	172 (69%)	53 (21%)	23 (9%)	1	2
1	B	248/253 (98%)	174 (70%)	55 (22%)	19 (8%)	1	3
1	C	248/253 (98%)	186 (75%)	40 (16%)	22 (9%)	1	2
1	D	248/253 (98%)	174 (70%)	58 (23%)	16 (6%)	1	4
1	E	248/253 (98%)	166 (67%)	57 (23%)	25 (10%)	1	2

Continued on next page...

Continued from previous page...

Mol	Chain	Analysed	Favoured	Allowed	Outliers	Percentiles	
1	F	248/253 (98%)	168 (68%)	59 (24%)	21 (8%)	1	2
All	All	1488/1518 (98%)	1040 (70%)	322 (22%)	126 (8%)	1	2

All (126) Ramachandran outliers are listed below:

Mol	Chain	Res	Type
1	A	7	PHE
1	A	17	GLN
1	A	26	GLY
1	A	167	GLU
1	A	223	ARG
1	A	224	THR
1	A	234	MET
1	B	48	ARG
1	B	167	GLU
1	B	227	GLU
1	B	230	ASN
1	C	6	VAL
1	C	167	GLU
1	C	188	GLN
1	C	230	ASN
1	D	37	LEU
1	D	173	SER
1	D	177	VAL
1	E	5	ASP
1	E	8	HIS
1	E	40	LYS
1	E	69	ILE
1	E	173	SER
1	E	226	GLN
1	E	244	ILE
1	F	35	ALA
1	F	166	GLN
1	F	200	ALA
1	A	177	VAL
1	A	179	ARG
1	A	227	GLU
1	B	13	LYS
1	B	14	ASN
1	B	18	GLY
1	B	170	ASP
1	C	19	ALA

Continued on next page...

Continued from previous page...

Mol	Chain	Res	Type
1	C	46	SER
1	C	150	THR
1	C	228	ILE
1	C	229	PRO
1	D	78	VAL
1	D	171	THR
1	D	175	ARG
1	D	189	ALA
1	E	19	ALA
1	E	150	THR
1	E	178	ARG
1	E	181	LYS
1	F	11	LEU
1	F	34	ILE
1	F	58	ASP
1	F	95	THR
1	F	115	ARG
1	F	146	SER
1	F	148	GLY
1	F	172	TYR
1	F	201	THR
1	F	223	ARG
1	A	19	ALA
1	A	49	GLU
1	A	50	PHE
1	A	141	VAL
1	B	85	GLY
1	B	164	PRO
1	B	239	SER
1	C	45	ALA
1	C	118	GLY
1	C	238	GLU
1	D	17	GLN
1	D	146	SER
1	E	27	ASP
1	E	54	ARG
1	E	174	GLY
1	E	221	VAL
1	F	165	GLY
1	F	167	GLU
1	F	186	GLU
1	A	8	HIS

Continued on next page...

Continued from previous page...

Mol	Chain	Res	Type
1	A	202	LEU
1	B	178	ARG
1	B	202	LEU
1	B	224	THR
1	C	85	GLY
1	C	138	THR
1	C	170	ASP
1	C	239	SER
1	D	18	GLY
1	D	105	GLY
1	D	147	ILE
1	E	125	PRO
1	E	162	PHE
1	E	179	ARG
1	E	227	GLU
1	E	229	PRO
1	F	15	ASP
1	F	202	LEU
1	A	118	GLY
1	A	170	ASP
1	A	228	ILE
1	B	147	ILE
1	B	203	LEU
1	C	38	MET
1	C	189	ALA
1	C	204	THR
1	D	125	PRO
1	D	223	ARG
1	D	238	GLU
1	E	37	LEU
1	E	48	ARG
1	E	167	GLU
1	F	118	GLY
1	F	244	ILE
1	A	125	PRO
1	B	78	VAL
1	C	40	LYS
1	C	178	ARG
1	B	165	GLY
1	E	85	GLY
1	A	164	PRO
1	E	68	GLY

Continued on next page...

Continued from previous page...

Mol	Chain	Res	Type
1	A	25	PRO
1	F	177	VAL
1	A	40	LYS
1	C	164	PRO
1	D	104	VAL
1	B	219	VAL

5.3.2 Protein sidechains ⓘ

In the following table, the Percentiles column shows the percent sidechain outliers of the chain as a percentile score with respect to all X-ray entries followed by that with respect to entries of similar resolution.

The Analysed column shows the number of residues for which the sidechain conformation was analysed, and the total number of residues.

Mol	Chain	Analysed	Rotameric	Outliers	Percentiles	
1	A	199/202 (98%)	176 (88%)	23 (12%)	7	20
1	B	199/202 (98%)	183 (92%)	16 (8%)	15	40
1	C	199/202 (98%)	181 (91%)	18 (9%)	12	34
1	D	199/202 (98%)	170 (85%)	29 (15%)	4	12
1	E	199/202 (98%)	174 (87%)	25 (13%)	5	16
1	F	199/202 (98%)	176 (88%)	23 (12%)	7	20
All	All	1194/1212 (98%)	1060 (89%)	134 (11%)	7	22

All (134) residues with a non-rotameric sidechain are listed below:

Mol	Chain	Res	Type
1	A	5	ASP
1	A	8	HIS
1	A	15	ASP
1	A	16	LEU
1	A	32	GLU
1	A	48	ARG
1	A	54	ARG
1	A	64	VAL
1	A	79	GLU
1	A	92	ILE
1	A	98	ILE
1	A	106	ASP

Continued on next page...

Continued from previous page...

Mol	Chain	Res	Type
1	A	138	THR
1	A	147	ILE
1	A	158	SER
1	A	160	ASP
1	A	166	GLN
1	A	179	ARG
1	A	196	GLU
1	A	216	VAL
1	A	224	THR
1	A	226	GLN
1	A	251	ARG
1	B	5	ASP
1	B	12	THR
1	B	14	ASN
1	B	17	GLN
1	B	42	VAL
1	B	47	HIS
1	B	92	ILE
1	B	94	THR
1	B	106	ASP
1	B	160	ASP
1	B	167	GLU
1	B	194	ASN
1	B	196	GLU
1	B	215	MET
1	B	228	ILE
1	B	236	GLN
1	C	7	PHE
1	C	14	ASN
1	C	32	GLU
1	C	48	ARG
1	C	79	GLU
1	C	92	ILE
1	C	106	ASP
1	C	147	ILE
1	C	170	ASP
1	C	185	GLU
1	C	187	TRP
1	C	192	VAL
1	C	196	GLU
1	C	206	CYS
1	C	227	GLU

Continued on next page...

Continued from previous page...

Mol	Chain	Res	Type
1	C	230	ASN
1	C	240	HIS
1	C	247	GLU
1	D	12	THR
1	D	15	ASP
1	D	16	LEU
1	D	17	GLN
1	D	21	LEU
1	D	29	GLU
1	D	57	LEU
1	D	58	ASP
1	D	83	GLN
1	D	92	ILE
1	D	94	THR
1	D	95	THR
1	D	163	TYR
1	D	167	GLU
1	D	170	ASP
1	D	175	ARG
1	D	178	ARG
1	D	179	ARG
1	D	185	GLU
1	D	194	ASN
1	D	195	TYR
1	D	196	GLU
1	D	219	VAL
1	D	224	THR
1	D	225	GLN
1	D	228	ILE
1	D	234	MET
1	D	238	GLU
1	D	239	SER
1	E	17	GLN
1	E	37	LEU
1	E	44	LEU
1	E	47	HIS
1	E	48	ARG
1	E	54	ARG
1	E	69	ILE
1	E	92	ILE
1	E	126	MET
1	E	147	ILE

Continued on next page...

Continued from previous page...

Mol	Chain	Res	Type
1	E	153	VAL
1	E	160	ASP
1	E	161	THR
1	E	162	PHE
1	E	167	GLU
1	E	171	THR
1	E	172	TYR
1	E	175	ARG
1	E	180	PHE
1	E	194	ASN
1	E	195	TYR
1	E	196	GLU
1	E	215	MET
1	E	222	ASN
1	E	228	ILE
1	F	12	THR
1	F	17	GLN
1	F	38	MET
1	F	48	ARG
1	F	49	GLU
1	F	104	VAL
1	F	106	ASP
1	F	107	VAL
1	F	108	LEU
1	F	110	THR
1	F	126	MET
1	F	151	THR
1	F	162	PHE
1	F	172	TYR
1	F	179	ARG
1	F	185	GLU
1	F	194	ASN
1	F	196	GLU
1	F	205	MET
1	F	209	GLN
1	F	215	MET
1	F	234	MET
1	F	239	SER

Some sidechains can be flipped to improve hydrogen bonding and reduce clashes. All (40) such sidechains are listed below:

Mol	Chain	Res	Type
1	A	17	GLN
1	A	83	GLN
1	A	209	GLN
1	A	226	GLN
1	B	14	ASN
1	B	17	GLN
1	B	152	HIS
1	B	166	GLN
1	B	188	GLN
1	B	194	ASN
1	B	209	GLN
1	C	14	ASN
1	C	17	GLN
1	C	83	GLN
1	C	166	GLN
1	C	188	GLN
1	C	194	ASN
1	C	209	GLN
1	C	225	GLN
1	C	236	GLN
1	D	17	GLN
1	D	166	GLN
1	D	194	ASN
1	D	209	GLN
1	D	222	ASN
1	D	225	GLN
1	D	226	GLN
1	D	230	ASN
1	E	17	GLN
1	E	83	GLN
1	E	194	ASN
1	E	209	GLN
1	E	240	HIS
1	F	17	GLN
1	F	83	GLN
1	F	166	GLN
1	F	194	ASN
1	F	209	GLN
1	F	222	ASN
1	F	230	ASN

5.3.3 RNA ⓘ

There are no RNA molecules in this entry.

5.4 Non-standard residues in protein, DNA, RNA chains ⓘ

There are no non-standard protein/DNA/RNA residues in this entry.

5.5 Carbohydrates ⓘ

There are no carbohydrates in this entry.

5.6 Ligand geometry ⓘ

2 ligands are modelled in this entry.

In the following table, the Counts columns list the number of bonds (or angles) for which Mogul statistics could be retrieved, the number of bonds (or angles) that are observed in the model and the number of bonds (or angles) that are defined in the chemical component dictionary. The Link column lists molecule types, if any, to which the group is linked. The Z score for a bond length (or angle) is the number of standard deviations the observed value is removed from the expected value. A bond length (or angle) with $|Z| > 2$ is considered an outlier worth inspection. RMSZ is the root-mean-square of all Z scores of the bond lengths (or angles).

Mol	Type	Chain	Res	Link	Bond lengths			Bond angles		
					Counts	RMSZ	$\# Z > 2$	Counts	RMSZ	$\# Z > 2$
2	ACY	B	254	-	1,3,3	1.52	0	0,3,3	0.00	-
2	ACY	B	255	-	1,3,3	2.78	1 (100%)	0,3,3	0.00	-

In the following table, the Chirals column lists the number of chiral outliers, the number of chiral centers analysed, the number of these observed in the model and the number defined in the chemical component dictionary. Similar counts are reported in the Torsion and Rings columns. '-' means no outliers of that kind were identified.

Mol	Type	Chain	Res	Link	Chirals	Torsions	Rings
2	ACY	B	254	-	-	0/0/0/0	0/0/0/0
2	ACY	B	255	-	-	0/0/0/0	0/0/0/0

All (1) bond length outliers are listed below:

Mol	Chain	Res	Type	Atoms	Z	Observed(Å)	Ideal(Å)
2	B	255	ACY	CH3-C	2.78	1.52	1.48

There are no bond angle outliers.

There are no chirality outliers.

There are no torsion outliers.

There are no ring outliers.

1 monomer is involved in 5 short contacts:

Mol	Chain	Res	Type	Clashes	Symm-Clashes
2	B	254	ACY	5	0

5.7 Other polymers [i](#)

There are no such residues in this entry.

5.8 Polymer linkage issues [i](#)

There are no chain breaks in this entry.

6 Fit of model and data ⓘ

6.1 Protein, DNA and RNA chains ⓘ

EDS was not executed - this section will therefore be empty.

6.2 Non-standard residues in protein, DNA, RNA chains ⓘ

EDS was not executed - this section will therefore be empty.

6.3 Carbohydrates ⓘ

EDS was not executed - this section will therefore be empty.

6.4 Ligands ⓘ

EDS was not executed - this section will therefore be empty.

6.5 Other polymers ⓘ

EDS was not executed - this section will therefore be empty.