



Full wwPDB X-ray Structure Validation Report ⓘ

Jan 31, 2016 – 10:06 PM GMT

PDB ID : 1S26
Title : Structure of Anthrax Edema Factor-Calmodulin-alpha,beta-methyleneadenosine 5'-triphosphate Complex Reveals an Alternative Mode of ATP Binding to the Catalytic Site
Authors : Shen, Y.; Zhukovskaya, N.L.; Bohm, A.; Tang, W.-J.
Deposited on : 2004-01-08
Resolution : 3.00 Å(reported)

This is a Full wwPDB X-ray Structure Validation Report for a publicly released PDB entry.
We welcome your comments at validation@mail.wwpdb.org
A user guide is available at
<http://wwpdb.org/validation/2016/XrayValidationReportHelp>
with specific help available everywhere you see the ⓘ symbol.

The following versions of software and data (see [references ⓘ](#)) were used in the production of this report:

MolProbity : 4.02b-467
Mogul : 1.7 (RC4), CSD as536be (2015)
Xtriage (Phenix) : 1.9-1692
EDS : rb-20026688
Percentile statistics : 20151230.v01 (using entries in the PDB archive December 30th 2015)
Refmac : 5.8.0135
CCP4 : 6.5.0
Ideal geometry (proteins) : Engh & Huber (2001)
Ideal geometry (DNA, RNA) : Parkinson et al. (1996)
Validation Pipeline (wwPDB-VP) : trunk26865

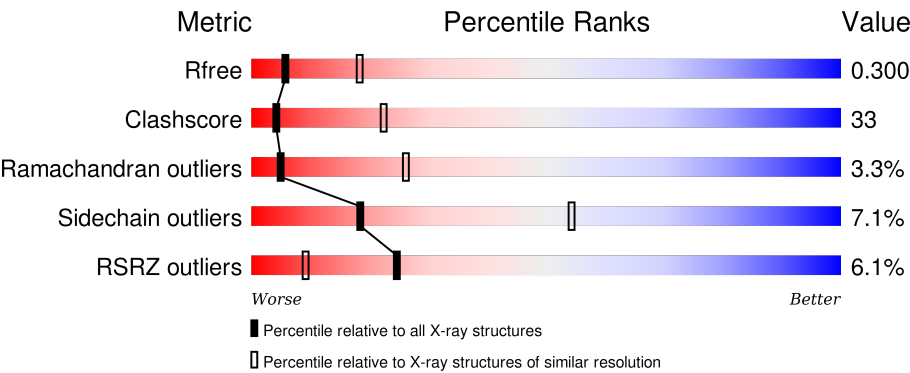
1 Overall quality at a glance i

The following experimental techniques were used to determine the structure:

X-RAY DIFFRACTION

The reported resolution of this entry is 3.00 Å.

Percentile scores (ranging between 0-100) for global validation metrics of the entry are shown in the following graphic. The table shows the number of entries on which the scores are based.



Metric	Whole archive (#Entries)	Similar resolution (#Entries, resolution range(Å))
R _{free}	91344	1578 (3.00-3.00)
Clashscore	102246	1912 (3.00-3.00)
Ramachandran outliers	100387	1853 (3.00-3.00)
Sidechain outliers	100360	1856 (3.00-3.00)
RSRZ outliers	91569	1592 (3.00-3.00)

The table below summarises the geometric issues observed across the polymeric chains and their fit to the electron density. The red, orange, yellow and green segments on the lower bar indicate the fraction of residues that contain outliers for >=3, 2, 1 and 0 types of geometric quality criteria. A grey segment represents the fraction of residues that are not modelled. The numeric value for each fraction is indicated below the corresponding segment, with a dot representing fractions <=5%. The upper red bar (where present) indicates the fraction of residues that have poor fit to the electron density. The numeric value is given above the bar.

Mol	Chain	Length	Quality of chain
1	A	510	<div><div>5%</div><div>55%34%6%5%</div></div>
1	B	510	<div><div>5%</div><div>35%46%9%9%</div></div>
1	C	510	<div><div>2%</div><div>58%34%6%</div></div>
2	D	148	<div><div>15%</div><div>40%49%7%</div></div>
2	E	148	<div><div>18%</div><div>39%51%7%</div></div>

Continued on next page...

Continued from previous page...

Mol	Chain	Length	Quality of chain
2	F	148	

The following table lists non-polymeric compounds, carbohydrate monomers and non-standard residues in protein, DNA, RNA chains that are outliers for geometric or electron-density-fit criteria:

Mol	Type	Chain	Res	Chirality	Geometry	Clashes	Electron density
5	APC	A	1139	-	-	-	X
5	APC	B	2139	-	-	-	X
5	APC	C	3139	-	-	-	X

2 Entry composition

There are 5 unique types of molecules in this entry. The entry contains 15317 atoms, of which 0 are hydrogens and 0 are deuteriums.

In the tables below, the ZeroOcc column contains the number of atoms modelled with zero occupancy, the AltConf column contains the number of residues with at least one atom in alternate conformation and the Trace column contains the number of residues modelled with at most 2 atoms.

- Molecule 1 is a protein called Calmodulin-sensitive adenylyate cyclase.

Mol	Chain	Residues	Atoms					ZeroOcc	AltConf	Trace
1	A	485	Total	C	N	O	S	65	0	0
			3952	2528	673	748	3			
1	B	465	Total	C	N	O	S	113	0	0
			3794	2431	642	718	3			
1	C	503	Total	C	N	O	S	166	0	0
			4094	2616	696	779	3			

- Molecule 2 is a protein called Calmodulin.

Mol	Chain	Residues	Atoms					ZeroOcc	AltConf	Trace
2	D	143	Total	C	N	O	S	0	0	0
			1125	690	181	245	9			
2	E	143	Total	C	N	O	S	0	0	0
			1125	690	181	245	9			
2	F	143	Total	C	N	O	S	0	0	0
			1125	690	181	245	9			

- Molecule 3 is CALCIUM ION (three-letter code: CA) (formula: Ca).

Mol	Chain	Residues	Atoms		ZeroOcc	AltConf
3	D	2	Total	Ca	0	0
			2	2		
3	F	2	Total	Ca	0	0
			2	2		
3	E	2	Total	Ca	0	0
			2	2		

- Molecule 4 is YTTERBIUM (III) ION (three-letter code: YB) (formula: Yb).

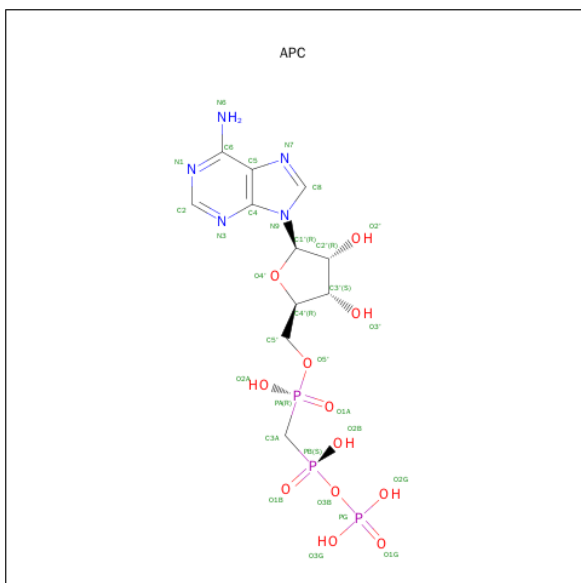
Mol	Chain	Residues	Atoms		ZeroOcc	AltConf
4	B	1	Total	Yb	0	0
			1	1		

Continued on next page...

Continued from previous page...

Mol	Chain	Residues	Atoms	ZeroOcc	AltConf
4	A	1	Total Yb 1 1	0	0
4	C	1	Total Yb 1 1	0	0

- Molecule 5 is DIPHOSPHOMETHYLPHOSPHONIC ACID ADENOSYL ESTER (three-letter code: APC) (formula: $\text{C}_{11}\text{H}_{18}\text{N}_5\text{O}_{12}\text{P}_3$).

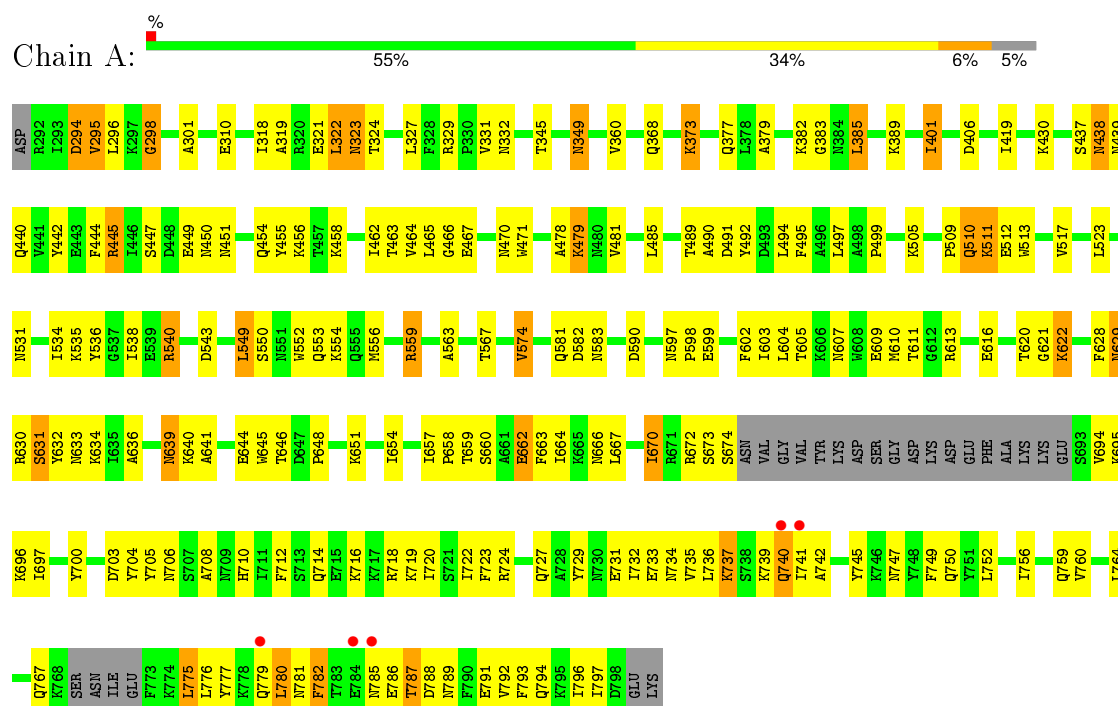


Mol	Chain	Residues	Atoms					ZeroOcc	AltConf
5	A	1	Total 31	C 11	N 5	O 12	P 3	0	0
5	B	1	Total 31	C 11	N 5	O 12	P 3	0	0
5	C	1	Total 31	C 11	N 5	O 12	P 3	0	0

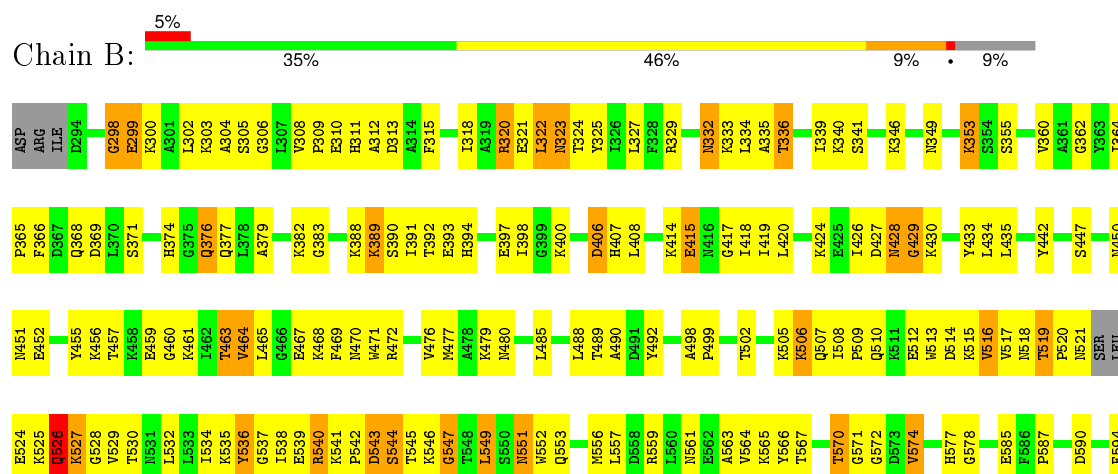
3 Residue-property plots

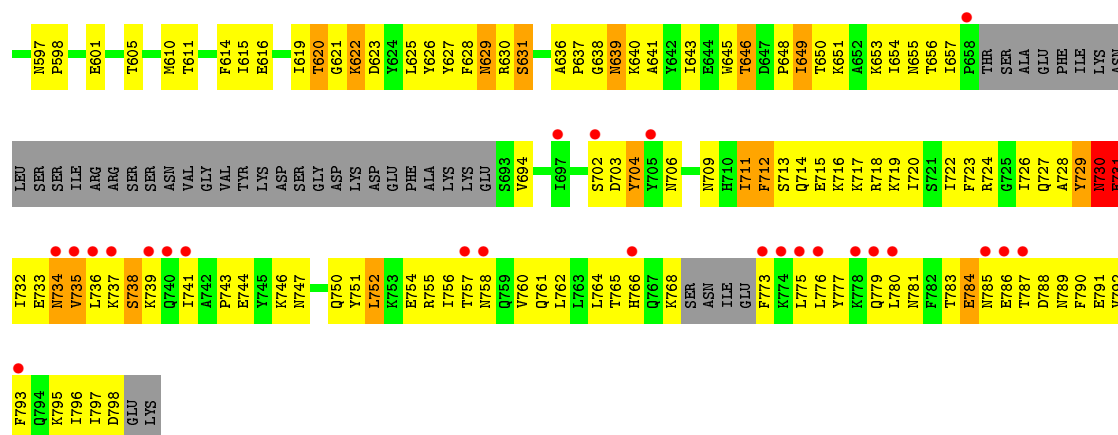
These plots are drawn for all protein, RNA and DNA chains in the entry. The first graphic for a chain summarises the proportions of errors displayed in the second graphic. The second graphic shows the sequence view annotated by issues in geometry and electron density. Residues are color-coded according to the number of geometric quality criteria for which they contain at least one outlier: green = 0, yellow = 1, orange = 2 and red = 3 or more. A red dot above a residue indicates a poor fit to the electron density ($RSRZ > 2$). Stretches of 2 or more consecutive residues without any outlier are shown as a green connector. Residues present in the sample, but not in the model, are shown in grey.

• Molecule 1: Calmodulin-sensitive adenylate cyclase

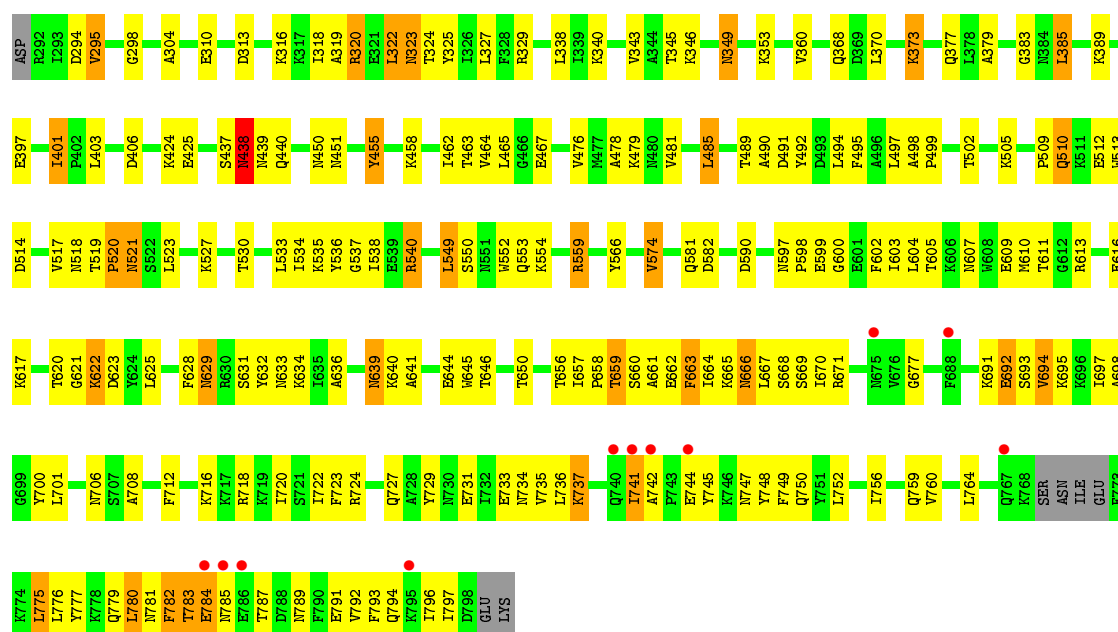


• Molecule 1: Calmodulin-sensitive adenylate cyclase

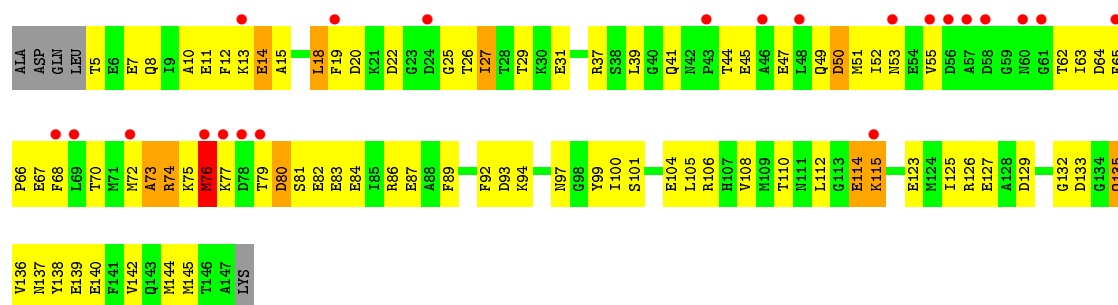
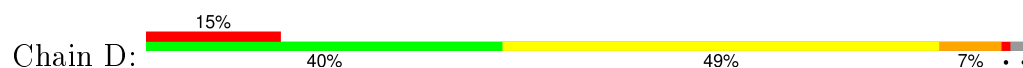




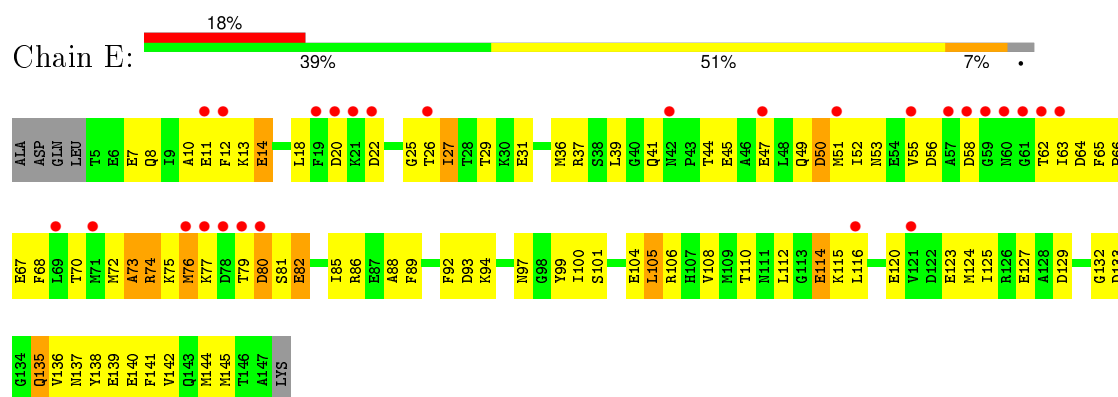
• Molecule 1: Calmodulin-sensitive adenylate cyclase



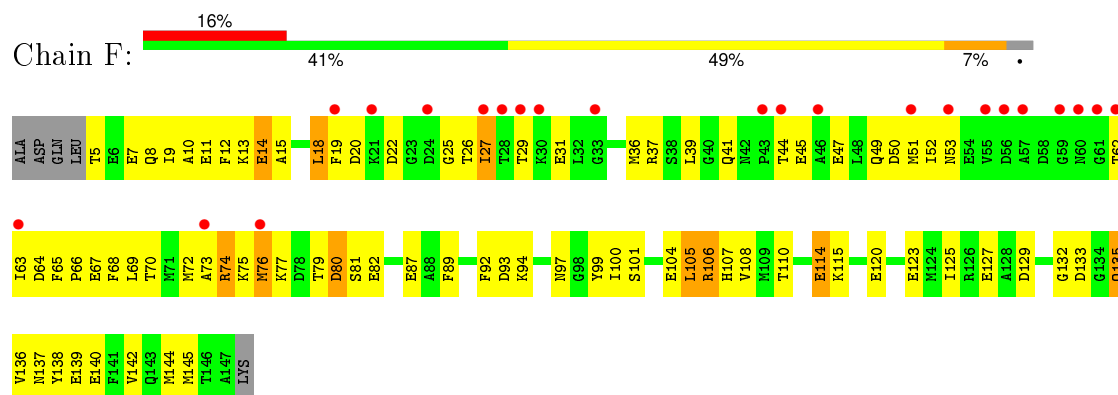
• Molecule 2: Calmodulin



• Molecule 2: Calmodulin



● Molecule 2: Calmodulin



4 Data and refinement statistics

Property	Value	Source
Space group	I 2 2 2	Depositor
Cell constants a, b, c, α , β , γ	117.56Å 167.60Å 345.35Å 90.00° 90.00° 90.00°	Depositor
Resolution (Å)	29.78 – 3.00 30.07 – 2.96	Depositor EDS
% Data completeness (in resolution range)	99.7 (29.78-3.00) 99.6 (30.07-2.96)	Depositor EDS
R_{merge}	0.06	Depositor
R_{sym}	0.06	Depositor
$\langle I/\sigma(I) \rangle$ ¹	3.92 (at 2.95Å)	Xtriage
Refinement program	CNS 1.0	Depositor
R, R_{free}	0.264 , 0.304 0.261 , 0.300	Depositor DCC
R_{free} test set	3455 reflections (5.06%)	DCC
Wilson B-factor (Å ²)	76.3	Xtriage
Anisotropy	0.265	Xtriage
Bulk solvent k_{sol} (e/Å ³), B_{sol} (Å ²)	0.29 , 59.1	EDS
Estimated twinning fraction	No twinning to report.	Xtriage
L-test for twinning ²	$\langle L \rangle = 0.50$, $\langle L^2 \rangle = 0.34$	Xtriage
Outliers	0 of 71150 reflections	Xtriage
F_o, F_c correlation	0.91	EDS
Total number of atoms	15317	wwPDB-VP
Average B, all atoms (Å ²)	81.0	wwPDB-VP

Xtriage's analysis on translational NCS is as follows: *The largest off-origin peak in the Patterson function is 2.56% of the height of the origin peak. No significant pseudotranslation is detected.*

¹Intensities estimated from amplitudes.

²Theoretical values of $\langle |L| \rangle$, $\langle L^2 \rangle$ for acentric reflections are 0.5, 0.375 respectively for untwinned datasets, and 0.333, 0.2 for perfectly twinned datasets.

5 Model quality

5.1 Standard geometry

Bond lengths and bond angles in the following residue types are not validated in this section: APC, CA, YB

The Z score for a bond length (or angle) is the number of standard deviations the observed value is removed from the expected value. A bond length (or angle) with $|Z| > 5$ is considered an outlier worth inspection. RMSZ is the root-mean-square of all Z scores of the bond lengths (or angles).

Mol	Chain	Bond lengths		Bond angles	
		RMSZ	# $ Z > 5$	RMSZ	# $ Z > 5$
1	A	0.48	0/4027	0.72	4/5419 (0.1%)
1	B	0.50	0/3867	0.74	7/5204 (0.1%)
1	C	0.49	1/4172 (0.0%)	0.76	9/5613 (0.2%)
2	D	0.36	0/1137	0.58	0/1527
2	E	0.37	0/1137	0.55	0/1527
2	F	0.38	0/1137	0.64	2/1527 (0.1%)
All	All	0.46	1/15477 (0.0%)	0.71	22/20817 (0.1%)

Chiral center outliers are detected by calculating the chiral volume of a chiral center and verifying if the center is modelled as a planar moiety or with the opposite hand. A planarity outlier is detected by checking planarity of atoms in a peptide group, atoms in a mainchain group or atoms of a sidechain that are expected to be planar.

Mol	Chain	#Chirality outliers	#Planarity outliers
1	B	0	1
1	C	0	1
All	All	0	2

All (1) bond length outliers are listed below:

Mol	Chain	Res	Type	Atoms	Z	Observed(Å)	Ideal(Å)
1	C	783	THR	C-N	-5.20	1.22	1.34

All (22) bond angle outliers are listed below:

Mol	Chain	Res	Type	Atoms	Z	Observed(°)	Ideal(°)
2	F	106	ARG	NE-CZ-NH1	-9.47	115.56	120.30
2	F	106	ARG	NE-CZ-NH2	9.05	124.83	120.30
1	C	785	ASN	C-N-CA	-8.08	101.50	121.70
1	C	784	GLU	C-N-CA	-7.84	102.09	121.70

Continued on next page...

Continued from previous page...

Mol	Chain	Res	Type	Atoms	Z	Observed(°)	Ideal(°)
1	C	784	GLU	N-CA-C	-7.62	90.41	111.00
1	C	613	ARG	NE-CZ-NH1	7.21	123.91	120.30
1	C	613	ARG	NE-CZ-NH2	-7.10	116.75	120.30
1	C	322	LEU	C-N-CA	-7.05	104.08	121.70
1	A	322	LEU	N-CA-C	-7.01	92.06	111.00
1	B	730	ASN	O-C-N	-6.65	112.06	122.70
1	B	731	GLU	CA-C-N	-6.59	102.70	117.20
1	A	613	ARG	NE-CZ-NH1	-6.21	117.20	120.30
1	B	374	HIS	C-N-CA	-6.16	109.36	122.30
1	C	320	ARG	NE-CZ-NH1	-6.11	117.24	120.30
1	C	320	ARG	NE-CZ-NH2	6.02	123.31	120.30
1	B	549	LEU	CA-CB-CG	5.84	128.74	115.30
1	B	730	ASN	C-N-CA	-5.57	107.78	121.70
1	B	543	ASP	C-N-CA	-5.50	107.96	121.70
1	C	783	THR	N-CA-C	5.44	125.70	111.00
1	A	613	ARG	NE-CZ-NH2	5.41	123.00	120.30
1	B	622	LYS	N-CA-C	5.06	124.66	111.00
1	A	785	ASN	N-CA-C	5.00	124.51	111.00

There are no chirality outliers.

All (2) planarity outliers are listed below:

Mol	Chain	Res	Type	Group
1	B	730	ASN	Mainchain
1	C	566	TYR	Sidechain

5.2 Too-close contacts

In the following table, the Non-H and H(model) columns list the number of non-hydrogen atoms and hydrogen atoms in the chain respectively. The H(added) column lists the number of hydrogen atoms added and optimized by MolProbity. The Clashes column lists the number of clashes within the asymmetric unit, whereas Symm-Clashes lists symmetry related clashes.

Mol	Chain	Non-H	H(model)	H(added)	Clashes	Symm-Clashes
1	A	3952	0	3999	213	0
1	B	3794	0	3828	353	0
1	C	4094	0	4134	224	0
2	D	1125	0	1049	87	0
2	E	1125	0	1049	85	0
2	F	1125	0	1049	91	0
3	D	2	0	0	0	0

Continued on next page...

Continued from previous page...

Mol	Chain	Non-H	H(model)	H(added)	Clashes	Symm-Clashes
3	E	2	0	0	0	0
3	F	2	0	0	0	0
4	A	1	0	0	0	0
4	B	1	0	0	0	0
4	C	1	0	0	0	0
5	A	31	0	12	2	0
5	B	31	0	12	3	0
5	C	31	0	12	1	0
All	All	15317	0	15144	993	0

The all-atom clashscore is defined as the number of clashes found per 1000 atoms (including hydrogen atoms). The all-atom clashscore for this structure is 33.

All (993) close contacts within the same asymmetric unit are listed below, sorted by their clash magnitude.

Atom-1	Atom-2	Interatomic distance (Å)	Clash overlap (Å)
1:B:489:THR:HG22	1:B:490:ALA:H	1.08	1.11
1:B:616:GLU:HA	1:B:620:THR:HG22	1.40	1.03
1:B:543:ASP:OD1	1:B:544:SER:N	1.93	1.02
1:B:629:ASN:HD22	1:B:631:SER:H	1.04	1.02
1:B:535:LYS:HA	1:B:535:LYS:HE2	1.38	1.01
1:B:726:ILE:HA	1:B:729:TYR:HB2	1.39	1.01
1:B:731:GLU:HG3	1:B:732:ILE:H	1.28	0.97
1:B:353:LYS:N	1:B:368:GLN:HE22	1.63	0.95
1:B:605:THR:HG21	1:B:611:THR:OG1	1.65	0.95
1:B:353:LYS:H	1:B:368:GLN:NE2	1.65	0.95
1:A:510:GLN:O	1:A:510:GLN:HG3	1.66	0.94
1:B:489:THR:HG22	1:B:490:ALA:N	1.81	0.93
1:B:551:ASN:HD22	1:B:551:ASN:N	1.66	0.93
2:E:97:ASN:HD21	2:E:99:TYR:HB2	1.34	0.92
2:D:26:THR:HG22	2:D:64:ASP:HB3	1.51	0.92
1:B:324:THR:HG22	1:B:499:PRO:HA	1.48	0.92
2:F:26:THR:HG22	2:F:64:ASP:HB3	1.52	0.92
2:E:26:THR:HG22	2:E:64:ASP:HB3	1.52	0.91
1:B:714:GLN:HE22	1:B:715:GLU:HG3	1.35	0.91
1:B:514:ASP:HA	1:B:517:VAL:HG12	1.51	0.90
1:A:719:LYS:HE3	1:A:767:GLN:HE22	1.35	0.90
1:C:664:ILE:HG21	2:F:15:ALA:HB2	1.51	0.90
1:C:629:ASN:HD22	1:C:631:SER:H	1.14	0.88
1:B:551:ASN:ND2	1:B:551:ASN:H	1.70	0.87
1:C:697:ILE:HD11	1:C:735:VAL:HG21	1.57	0.87

Continued on next page...

Continued from previous page...

Atom-1	Atom-2	Interatomic distance (Å)	Clash overlap (Å)
1:B:551:ASN:HD22	1:B:551:ASN:H	0.92	0.86
1:C:633:ASN:HD21	1:C:645:TRP:H	1.22	0.85
1:B:709:ASN:HD21	1:B:720:ILE:HD11	1.40	0.85
1:C:559:ARG:HH11	1:C:559:ARG:HB3	1.40	0.85
1:C:658:PRO:HG3	1:C:752:LEU:HD22	1.59	0.84
1:C:692:GLU:O	1:C:735:VAL:HG22	1.77	0.84
1:A:633:ASN:HD21	1:A:645:TRP:H	1.23	0.84
1:B:597:ASN:HD21	1:B:601:GLU:HB2	1.42	0.84
1:C:657:ILE:HG13	1:C:759:GLN:HG2	1.60	0.84
1:A:629:ASN:HD22	1:A:631:SER:H	1.21	0.83
1:B:518:ASN:C	1:B:520:PRO:HD3	1.99	0.83
1:C:629:ASN:ND2	1:C:631:SER:H	1.78	0.82
1:C:510:GLN:HG3	1:C:510:GLN:O	1.79	0.82
1:C:349:ASN:H	1:C:349:ASN:HD22	1.28	0.82
1:B:427:ASP:O	1:B:429:GLY:N	2.12	0.82
1:B:654:ILE:HA	1:B:755:ARG:CD	2.10	0.82
1:A:349:ASN:H	1:A:349:ASN:HD22	1.24	0.82
2:D:70:THR:O	2:D:73:ALA:HB3	1.77	0.82
1:B:714:GLN:NE2	1:B:715:GLU:HG3	1.94	0.82
1:A:777:TYR:HA	1:A:780:LEU:HD21	1.61	0.81
1:B:709:ASN:ND2	1:B:720:ILE:HD11	1.95	0.81
2:F:97:ASN:HD21	2:F:99:TYR:HB2	1.46	0.81
1:B:489:THR:CG2	1:B:490:ALA:H	1.90	0.81
1:A:463:THR:HG22	1:A:465:LEU:H	1.45	0.80
1:C:463:THR:HG22	1:C:465:LEU:H	1.46	0.80
1:B:711:ILE:HG13	1:B:712:PHE:HD1	1.46	0.80
1:B:791:GLU:HG3	1:B:792:VAL:H	1.45	0.80
1:B:712:PHE:HD1	1:B:712:PHE:H	1.26	0.80
1:B:735:VAL:HG22	1:B:738:SER:HB2	1.61	0.80
1:B:353:LYS:H	1:B:368:GLN:HE22	0.82	0.80
1:C:777:TYR:HA	1:C:780:LEU:HD21	1.62	0.79
1:B:711:ILE:HG13	1:B:712:PHE:CD1	2.17	0.79
1:C:616:GLU:HA	1:C:620:THR:HG22	1.64	0.79
1:C:519:THR:OG1	1:C:520:PRO:HD2	1.83	0.79
1:A:616:GLU:HA	1:A:620:THR:HG22	1.63	0.79
1:A:523:LEU:HD13	2:D:127:GLU:HB3	1.66	0.78
1:B:535:LYS:HE2	1:B:535:LYS:CA	2.14	0.78
1:B:775:LEU:HD22	1:B:775:LEU:H	1.48	0.78
1:B:712:PHE:HB3	1:B:716:LYS:CG	2.14	0.77
1:B:322:LEU:O	1:B:324:THR:HG23	1.84	0.77
1:B:720:ILE:O	1:B:724:ARG:HG2	1.83	0.77

Continued on next page...

Continued from previous page...

Atom-1	Atom-2	Interatomic distance (Å)	Clash overlap (Å)
1:B:427:ASP:O	1:B:428:ASN:C	2.22	0.77
1:B:731:GLU:CG	1:B:732:ILE:H	1.88	0.77
1:B:320:ARG:HG3	1:B:321:GLU:N	1.99	0.77
1:A:349:ASN:N	1:A:349:ASN:HD22	1.82	0.77
1:C:329:ARG:HD2	1:C:590:ASP:OD2	1.85	0.76
2:E:138:TYR:O	2:E:142:VAL:HG23	1.85	0.76
2:D:133:ASP:OD2	2:D:135:GLN:HG3	1.85	0.76
1:A:510:GLN:CG	1:A:510:GLN:O	2.32	0.76
1:A:559:ARG:HH11	1:A:559:ARG:HB3	1.50	0.76
1:B:312:ALA:O	1:B:315:PHE:HB2	1.86	0.76
1:B:629:ASN:ND2	1:B:631:SER:HB2	2.01	0.75
1:B:366:PHE:HD1	1:B:477:MET:HE3	1.51	0.75
1:B:561:ASN:O	1:B:564:VAL:HG22	1.85	0.75
1:B:712:PHE:HB3	1:B:716:LYS:HG2	1.69	0.74
1:A:719:LYS:HE3	1:A:767:GLN:NE2	2.01	0.74
1:A:445:ARG:HD3	1:A:454:GLN:HB2	1.69	0.74
1:C:349:ASN:N	1:C:349:ASN:HD22	1.83	0.74
1:A:706:ASN:HD21	1:A:708:ALA:HB3	1.53	0.74
1:B:308:VAL:HB	1:B:311:HIS:ND1	2.02	0.73
1:A:444:PHE:C	1:A:445:ARG:HH11	1.90	0.73
1:A:345:THR:HB	1:A:491:ASP:HB3	1.69	0.73
1:A:777:TYR:O	1:A:780:LEU:HD11	1.88	0.73
2:E:70:THR:O	2:E:73:ALA:HB3	1.89	0.73
1:C:722:ILE:HG23	1:C:760:VAL:HG13	1.70	0.73
1:A:722:ILE:HG23	1:A:760:VAL:HG13	1.71	0.73
1:B:639:ASN:ND2	1:B:641:ALA:H	1.87	0.72
1:B:648:PRO:HA	1:B:651:LYS:HB2	1.71	0.72
1:A:445:ARG:HH21	1:A:471:TRP:HE1	1.34	0.72
1:B:597:ASN:ND2	1:B:601:GLU:HB2	2.04	0.72
1:A:639:ASN:ND2	1:A:641:ALA:H	1.86	0.72
1:B:777:TYR:HA	1:B:780:LEU:HD12	1.71	0.72
1:C:668:SER:HB2	2:F:14:GLU:HG3	1.72	0.72
1:A:445:ARG:NH2	1:A:471:TRP:NE1	2.37	0.71
1:B:306:GLY:O	1:B:336:THR:HB	1.90	0.71
1:B:318:ILE:H	1:B:318:ILE:HD12	1.55	0.71
2:F:133:ASP:OD2	2:F:135:GLN:HG3	1.90	0.71
1:C:639:ASN:ND2	1:C:641:ALA:H	1.89	0.71
1:C:633:ASN:ND2	1:C:644:GLU:HA	2.06	0.71
1:A:445:ARG:NE	1:A:471:TRP:CE2	2.59	0.71
1:A:792:VAL:O	1:A:796:ILE:HG12	1.90	0.70
1:A:629:ASN:ND2	1:A:631:SER:H	1.89	0.70

Continued on next page...

Continued from previous page...

Atom-1	Atom-2	Interatomic distance (Å)	Clash overlap (Å)
1:A:706:ASN:ND2	1:A:708:ALA:HB3	2.06	0.70
1:B:300:LYS:HA	1:B:303:LYS:NZ	2.06	0.70
1:B:335:ALA:HB1	1:B:489:THR:CG2	2.21	0.70
1:B:792:VAL:O	1:B:796:ILE:HG12	1.91	0.70
1:C:722:ILE:HD13	1:C:764:LEU:HD23	1.73	0.70
1:C:509:PRO:HG2	1:C:512:GLU:HB2	1.72	0.70
1:C:706:ASN:HD21	1:C:708:ALA:HB3	1.56	0.70
1:B:369:ASP:OD2	1:B:442:TYR:OH	2.09	0.70
1:A:445:ARG:NH2	1:A:471:TRP:HE1	1.89	0.70
2:F:70:THR:O	2:F:73:ALA:HB3	1.89	0.70
2:E:136:VAL:HA	2:E:140:GLU:OE1	1.92	0.70
2:F:138:TYR:O	2:F:142:VAL:HG23	1.92	0.70
2:F:68:PHE:O	2:F:72:MET:HG2	1.92	0.70
1:A:456:LYS:HD3	1:A:471:TRP:HD1	1.56	0.69
2:D:136:VAL:HA	2:D:140:GLU:OE1	1.93	0.69
1:B:730:ASN:O	1:B:731:GLU:C	2.24	0.69
1:A:633:ASN:ND2	1:A:644:GLU:HA	2.07	0.69
1:A:722:ILE:HD13	1:A:764:LEU:HD23	1.72	0.69
1:C:706:ASN:ND2	1:C:708:ALA:HB3	2.07	0.69
1:C:792:VAL:O	1:C:796:ILE:HG12	1.92	0.69
1:B:389:LYS:HB2	1:B:389:LYS:NZ	2.08	0.69
1:C:777:TYR:O	1:C:780:LEU:HD11	1.92	0.68
2:E:10:ALA:O	2:E:14:GLU:HB2	1.94	0.68
1:C:559:ARG:NH1	1:C:559:ARG:HB3	2.09	0.68
1:A:463:THR:HG22	1:A:465:LEU:N	2.08	0.68
1:B:629:ASN:HD22	1:B:631:SER:N	1.86	0.68
1:C:659:THR:HG22	1:C:661:ALA:H	1.59	0.68
1:A:695:LYS:HD2	2:D:19:PHE:HB2	1.76	0.68
1:B:654:ILE:HA	1:B:755:ARG:HD2	1.76	0.68
1:C:633:ASN:HD21	1:C:645:TRP:N	1.92	0.68
1:B:797:ILE:HG13	1:B:798:ASP:N	2.08	0.68
2:D:97:ASN:HD21	2:D:99:TYR:HB2	1.59	0.67
2:F:10:ALA:O	2:F:14:GLU:HB2	1.94	0.67
2:D:68:PHE:O	2:D:72:MET:HG2	1.95	0.67
1:B:538:ILE:CD1	1:B:625:LEU:HD11	2.24	0.67
1:B:535:LYS:HZ1	1:B:539:GLU:HB2	1.60	0.67
1:C:775:LEU:HD23	1:C:775:LEU:H	1.59	0.67
2:D:8:GLN:HA	2:D:8:GLN:HE21	1.60	0.67
1:C:667:LEU:HA	1:C:670:ILE:HG22	1.77	0.67
1:A:695:LYS:HG3	2:D:18:LEU:HD13	1.76	0.67
1:B:362:GLY:O	1:B:489:THR:HG23	1.96	0.66

Continued on next page...

Continued from previous page...

Atom-1	Atom-2	Interatomic distance (Å)	Clash overlap (Å)
1:C:660:SER:O	1:C:663:PHE:HB3	1.94	0.66
1:A:775:LEU:HD23	1:A:775:LEU:H	1.60	0.66
1:B:565:LYS:C	1:B:567:THR:H	1.98	0.66
1:B:459:GLU:O	1:B:461:LYS:N	2.27	0.66
2:D:10:ALA:O	2:D:14:GLU:HB2	1.96	0.66
1:C:327:LEU:N	1:C:327:LEU:HD12	2.10	0.66
1:C:438:ASN:C	1:C:438:ASN:HD22	1.98	0.66
2:E:13:LYS:HG3	2:E:65:PHE:CE2	2.31	0.66
1:B:346:LYS:NZ	5:B:2139:APC:H3A2	2.10	0.66
1:B:509:PRO:HG2	1:B:512:GLU:HB3	1.78	0.66
1:B:322:LEU:HD12	1:B:556:MET:CE	2.26	0.66
1:C:659:THR:HG22	1:C:661:ALA:N	2.11	0.66
1:C:463:THR:HG22	1:C:465:LEU:N	2.10	0.66
1:B:540:ARG:HD2	1:B:627:TYR:CZ	2.31	0.66
1:C:517:VAL:HG13	1:C:518:ASN:ND2	2.11	0.66
1:B:551:ASN:ND2	1:B:551:ASN:N	2.35	0.66
1:A:456:LYS:HD3	1:A:471:TRP:CD1	2.31	0.65
1:B:549:LEU:HD12	1:B:553:GLN:HE21	1.61	0.65
1:B:505:LYS:C	1:B:507:GLN:H	1.99	0.65
2:D:13:LYS:HG3	2:D:65:PHE:CE2	2.31	0.65
1:C:621:GLY:O	1:C:622:LYS:HE3	1.96	0.65
1:C:663:PHE:HA	1:C:748:TYR:OH	1.96	0.65
2:F:13:LYS:HG3	2:F:65:PHE:CE2	2.32	0.65
1:B:418:ILE:HG22	1:B:419:ILE:HG23	1.77	0.65
1:A:492:TYR:CD2	1:A:574:VAL:CG1	2.80	0.65
1:B:394:HIS:HB3	1:B:397:GLU:HB2	1.78	0.65
1:C:700:TYR:CD1	1:C:727:GLN:HB3	2.32	0.65
1:C:723:PHE:HB2	1:C:793:PHE:CE2	2.32	0.65
1:C:629:ASN:HD22	1:C:631:SER:N	1.93	0.65
1:A:438:ASN:HD22	1:A:438:ASN:C	2.00	0.65
1:C:657:ILE:HG13	1:C:759:GLN:CG	2.27	0.64
1:A:445:ARG:HG3	1:A:471:TRP:CZ2	2.31	0.64
1:A:327:LEU:HD12	1:A:327:LEU:N	2.12	0.64
1:B:722:ILE:HG23	1:B:760:VAL:HG11	1.78	0.64
2:F:25:GLY:O	2:F:64:ASP:HA	1.97	0.64
2:E:25:GLY:O	2:E:64:ASP:HA	1.96	0.64
1:B:324:THR:HG22	1:B:499:PRO:CA	2.24	0.64
2:D:5:THR:OG1	2:D:8:GLN:HG2	1.98	0.64
2:F:136:VAL:HA	2:F:140:GLU:OE1	1.96	0.64
1:B:368:GLN:HG3	1:B:383:GLY:HA3	1.78	0.64
1:C:349:ASN:ND2	1:C:349:ASN:H	1.96	0.64

Continued on next page...

Continued from previous page...

Atom-1	Atom-2	Interatomic distance (Å)	Clash overlap (Å)
1:B:538:ILE:HD11	1:B:625:LEU:HD11	1.79	0.64
2:D:25:GLY:O	2:D:64:ASP:HA	1.96	0.64
2:E:133:ASP:OD2	2:E:135:GLN:HG3	1.98	0.64
1:B:656:THR:HG22	1:B:752:LEU:HD21	1.80	0.64
2:E:68:PHE:O	2:E:72:MET:HG2	1.97	0.63
1:B:525:LYS:HZ3	2:E:116:LEU:HD21	1.64	0.63
1:B:376:GLN:HB2	1:B:379:ALA:CB	2.28	0.63
2:E:97:ASN:ND2	2:E:99:TYR:HB2	2.12	0.63
1:B:320:ARG:CB	1:B:320:ARG:HH21	2.10	0.63
1:C:598:PRO:HG2	1:C:599:GLU:OE2	1.98	0.63
1:C:505:LYS:HE3	1:C:513:TRP:CG	2.33	0.63
1:B:332:ASN:C	1:B:332:ASN:HD22	2.01	0.63
1:A:723:PHE:HB2	1:A:793:PHE:CE2	2.34	0.63
1:C:734:ASN:HA	1:C:737:LYS:HB2	1.80	0.63
2:E:8:GLN:HE21	2:E:8:GLN:HA	1.63	0.63
1:A:633:ASN:HD21	1:A:645:TRP:N	1.97	0.63
1:B:795:LYS:HA	1:B:798:ASP:OD2	1.99	0.63
1:B:722:ILE:HG23	1:B:760:VAL:CG1	2.28	0.63
1:B:320:ARG:HB3	1:B:320:ARG:HH21	1.64	0.63
1:A:540:ARG:NH2	2:D:87:GLU:OE1	2.32	0.62
1:C:345:THR:HB	1:C:491:ASP:HB3	1.81	0.62
1:B:534:ILE:HG22	1:B:535:LYS:CE	2.29	0.62
1:B:366:PHE:HD1	1:B:477:MET:CE	2.12	0.62
2:E:92:PHE:CE2	2:E:108:VAL:HG11	2.33	0.62
1:A:736:LEU:HD21	1:A:749:PHE:HB2	1.81	0.62
1:A:734:ASN:HA	1:A:737:LYS:HB2	1.81	0.62
2:D:138:TYR:O	2:D:142:VAL:HG23	1.99	0.62
2:F:65:PHE:HB2	2:F:66:PRO:HD3	1.81	0.62
2:D:74:ARG:O	2:D:77:LYS:HB2	1.99	0.62
1:A:657:ILE:HG23	1:A:759:GLN:HG2	1.82	0.62
1:B:629:ASN:ND2	1:B:631:SER:H	1.87	0.62
1:A:559:ARG:NH1	1:A:559:ARG:HB3	2.15	0.62
1:B:722:ILE:HD13	1:B:764:LEU:HD21	1.80	0.62
2:F:8:GLN:HA	2:F:8:GLN:HE21	1.65	0.62
1:C:616:GLU:HA	1:C:620:THR:CG2	2.29	0.62
1:B:450:ASN:O	1:B:451:ASN:HB2	1.99	0.62
1:C:695:LYS:CB	2:F:18:LEU:HD22	2.30	0.62
1:B:716:LYS:O	1:B:720:ILE:HG23	1.99	0.62
1:C:510:GLN:CG	1:C:510:GLN:O	2.46	0.62
2:F:63:ILE:N	2:F:63:ILE:HD12	2.15	0.61
1:B:519:THR:N	1:B:520:PRO:HD3	2.15	0.61

Continued on next page...

Continued from previous page...

Atom-1	Atom-2	Interatomic distance (Å)	Clash overlap (Å)
2:E:110:THR:HG22	2:E:115:LYS:HD2	1.82	0.61
2:E:80:ASP:C	2:E:82:GLU:H	2.04	0.61
1:B:722:ILE:O	1:B:726:ILE:HG13	2.00	0.61
2:E:65:PHE:HB2	2:E:66:PRO:HD3	1.82	0.61
1:A:670:ILE:HD12	1:A:745:TYR:CE1	2.35	0.61
1:A:349:ASN:ND2	1:A:349:ASN:H	1.95	0.61
2:E:92:PHE:CD2	2:E:108:VAL:HG21	2.36	0.61
1:B:536:TYR:CD2	1:B:536:TYR:N	2.69	0.61
1:B:758:ASN:HA	1:B:761:GLN:HB3	1.82	0.61
1:C:731:GLU:O	1:C:735:VAL:HG23	2.00	0.61
1:C:550:SER:H	1:C:553:GLN:NE2	1.97	0.61
1:B:565:LYS:O	1:B:567:THR:N	2.33	0.61
1:B:320:ARG:HG3	1:B:321:GLU:H	1.65	0.61
2:D:65:PHE:HB2	2:D:66:PRO:HD3	1.83	0.61
1:B:299:GLU:O	1:B:303:LYS:HG3	2.01	0.61
1:B:305:SER:HB3	1:B:594:PHE:CD1	2.36	0.61
1:C:535:LYS:HD2	1:C:536:TYR:CE2	2.35	0.61
1:C:736:LEU:HD21	1:C:749:PHE:HB2	1.83	0.61
1:C:783:THR:O	1:C:784:GLU:OE1	2.19	0.60
1:C:440:GLN:H	1:C:440:GLN:CD	2.03	0.60
1:B:744:GLU:OE1	1:B:744:GLU:HA	2.00	0.60
2:F:110:THR:HG22	2:F:115:LYS:HD2	1.82	0.60
1:B:736:LEU:O	1:B:741:ILE:HD12	2.01	0.60
1:A:329:ARG:HD2	1:A:590:ASP:OD2	2.01	0.60
2:E:74:ARG:O	2:E:77:LYS:HB2	2.00	0.60
2:F:49:GLN:O	2:F:52:ILE:HG22	2.01	0.60
1:A:598:PRO:HG2	1:A:599:GLU:OE2	2.01	0.60
2:D:49:GLN:O	2:D:52:ILE:HG22	2.02	0.60
2:D:101:SER:OG	2:D:104:GLU:HG3	2.02	0.60
1:B:629:ASN:HD21	1:B:631:SER:HB2	1.67	0.60
1:B:726:ILE:HA	1:B:729:TYR:CB	2.23	0.60
1:B:622:LYS:O	1:B:623:ASP:HB2	2.00	0.60
1:B:649:ILE:O	1:B:649:ILE:HG22	2.02	0.60
1:B:525:LYS:NZ	2:E:116:LEU:HD21	2.16	0.60
2:E:49:GLN:O	2:E:52:ILE:HG22	2.02	0.60
1:A:440:GLN:H	1:A:440:GLN:CD	2.04	0.60
2:F:74:ARG:O	2:F:77:LYS:HB2	2.02	0.60
2:D:44:THR:HG22	2:D:47:GLU:OE1	2.02	0.60
1:C:722:ILE:HD13	1:C:764:LEU:CD2	2.31	0.59
1:A:722:ILE:HD13	1:A:764:LEU:CD2	2.32	0.59
1:B:764:LEU:O	1:B:768:LYS:HB2	2.03	0.59

Continued on next page...

Continued from previous page...

Atom-1	Atom-2	Interatomic distance (Å)	Clash overlap (Å)
2:F:44:THR:HG22	2:F:47:GLU:OE1	2.02	0.59
2:D:80:ASP:C	2:D:82:GLU:H	2.04	0.59
1:B:534:ILE:HG22	1:B:535:LYS:HE3	1.85	0.59
1:A:712:PHE:CD2	1:A:716:LYS:HG2	2.37	0.59
1:B:320:ARG:HB3	1:B:320:ARG:NH2	2.17	0.59
1:B:615:ILE:HD12	1:B:645:TRP:CH2	2.38	0.59
1:B:516:VAL:HA	1:B:520:PRO:HG2	1.85	0.59
1:C:663:PHE:O	1:C:667:LEU:HG	2.03	0.59
1:A:731:GLU:O	1:A:735:VAL:HG23	2.03	0.59
1:B:535:LYS:C	1:B:536:TYR:HD2	2.05	0.59
1:C:747:ASN:HA	1:C:750:GLN:HG2	1.83	0.59
2:F:7:GLU:HA	2:F:10:ALA:HB3	1.86	0.58
2:D:7:GLU:HA	2:D:10:ALA:HB3	1.84	0.58
1:A:697:ILE:HD13	1:A:732:ILE:HG12	1.85	0.58
1:C:514:ASP:HA	1:C:517:VAL:HG12	1.84	0.58
1:C:295:VAL:HG21	1:C:603:ILE:HG22	1.84	0.58
2:F:80:ASP:C	2:F:82:GLU:H	2.06	0.58
1:B:508:ILE:HG21	1:B:532:LEU:HD22	1.86	0.58
1:A:345:THR:HB	1:A:491:ASP:CB	2.34	0.58
1:A:747:ASN:HA	1:A:750:GLN:HG2	1.85	0.58
1:B:732:ILE:O	1:B:735:VAL:HG12	2.03	0.58
2:D:25:GLY:HA3	2:D:65:PHE:HE1	1.67	0.58
2:E:63:ILE:HD12	2:E:63:ILE:N	2.19	0.58
1:B:479:LYS:HG2	1:B:488:LEU:HD21	1.85	0.58
1:B:791:GLU:HG3	1:B:792:VAL:N	2.18	0.58
1:B:364:ILE:HB	1:B:477:MET:HB2	1.86	0.58
1:B:366:PHE:CD1	1:B:477:MET:HE3	2.34	0.58
1:A:639:ASN:C	1:A:639:ASN:HD22	2.07	0.58
1:A:621:GLY:O	1:A:622:LYS:HE3	2.04	0.58
2:D:63:ILE:N	2:D:63:ILE:HD12	2.19	0.58
1:B:791:GLU:CG	1:B:792:VAL:H	2.15	0.58
2:E:75:LYS:O	2:E:79:THR:HG22	2.04	0.58
1:B:762:LEU:HA	1:B:765:THR:OG1	2.04	0.58
2:F:92:PHE:CD2	2:F:108:VAL:HG21	2.39	0.58
1:B:715:GLU:O	1:B:719:LYS:HB2	2.03	0.57
1:B:706:ASN:O	1:B:709:ASN:HB2	2.03	0.57
1:A:581:GLN:NE2	1:A:629:ASN:H	2.01	0.57
1:B:390:SER:HB3	1:B:398:ILE:HG21	1.86	0.57
1:C:666:ASN:HD22	1:C:666:ASN:N	2.02	0.57
1:C:492:TYR:CD2	1:C:574:VAL:CG1	2.87	0.57
1:B:322:LEU:HD12	1:B:556:MET:HE2	1.86	0.57

Continued on next page...

Continued from previous page...

Atom-1	Atom-2	Interatomic distance (Å)	Clash overlap (Å)
1:C:657:ILE:HG13	1:C:759:GLN:CB	2.34	0.57
1:C:742:ALA:HB3	1:C:745:TYR:CD1	2.39	0.57
1:C:523:LEU:HD22	2:F:127:GLU:HB3	1.86	0.57
1:C:670:ILE:HG23	1:C:745:TYR:CZ	2.39	0.57
1:A:787:THR:O	1:A:787:THR:HG22	2.04	0.57
1:C:661:ALA:O	1:C:663:PHE:N	2.36	0.57
1:B:625:LEU:HD12	1:B:626:TYR:H	1.70	0.57
1:C:747:ASN:O	1:C:750:GLN:HG2	2.04	0.57
2:E:129:ASP:OD1	2:E:132:GLY:N	2.34	0.57
1:B:536:TYR:N	1:B:536:TYR:HD2	2.03	0.57
2:E:7:GLU:O	2:E:11:GLU:HG3	2.04	0.57
1:B:300:LYS:HA	1:B:303:LYS:HZ3	1.70	0.57
1:B:734:ASN:C	1:B:736:LEU:H	2.06	0.56
1:B:459:GLU:C	1:B:461:LYS:H	2.08	0.56
1:C:597:ASN:HB2	1:C:598:PRO:HD2	1.87	0.56
1:C:513:TRP:HZ2	2:F:114:GLU:H	1.51	0.56
1:B:318:ILE:N	1:B:318:ILE:HD12	2.20	0.56
2:F:7:GLU:O	2:F:11:GLU:HG3	2.05	0.56
2:E:123:GLU:O	2:E:127:GLU:HG2	2.05	0.56
1:C:346:LYS:NZ	5:C:3139:APC:H3A2	2.19	0.56
1:B:722:ILE:HG12	1:B:760:VAL:HG13	1.85	0.56
1:B:318:ILE:O	1:B:322:LEU:HG	2.05	0.56
2:E:25:GLY:HA3	2:E:65:PHE:HE1	1.71	0.56
1:B:366:PHE:HA	1:B:477:MET:HE3	1.85	0.56
1:B:419:ILE:O	1:B:420:LEU:HD23	2.05	0.56
1:C:787:THR:O	1:C:787:THR:HG22	2.05	0.56
1:C:540:ARG:NH2	2:F:87:GLU:OE1	2.37	0.56
1:B:335:ALA:O	1:B:339:ILE:HG13	2.06	0.56
1:B:735:VAL:HG13	1:B:735:VAL:O	2.04	0.56
1:C:373:LYS:HG2	1:C:379:ALA:HB1	1.86	0.56
1:C:668:SER:CB	2:F:14:GLU:HG3	2.35	0.56
2:D:8:GLN:HA	2:D:8:GLN:NE2	2.20	0.56
2:F:123:GLU:O	2:F:127:GLU:HG2	2.05	0.56
1:B:469:PHE:CD1	1:B:472:ARG:HD2	2.39	0.56
1:A:695:LYS:HB2	2:D:18:LEU:HD22	1.86	0.56
1:A:672:ARG:NH2	2:D:7:GLU:HG2	2.21	0.56
1:C:712:PHE:CD2	1:C:716:LYS:HG2	2.40	0.56
1:A:492:TYR:CD2	1:A:574:VAL:HG13	2.41	0.56
1:B:615:ILE:HD12	1:B:645:TRP:HH2	1.71	0.56
1:C:617:LYS:HD3	1:C:617:LYS:O	2.06	0.56
1:B:723:PHE:HB2	1:B:793:PHE:HE2	1.70	0.56

Continued on next page...

Continued from previous page...

Atom-1	Atom-2	Interatomic distance (Å)	Clash overlap (Å)
1:B:762:LEU:HA	1:B:765:THR:HG1	1.71	0.56
1:B:322:LEU:HD21	1:B:559:ARG:HH11	1.71	0.56
1:B:538:ILE:O	1:B:540:ARG:HD3	2.06	0.56
1:B:626:TYR:CD2	1:B:627:TYR:N	2.73	0.56
1:B:376:GLN:HB2	1:B:379:ALA:HB3	1.87	0.56
1:B:728:ALA:HA	1:B:731:GLU:CD	2.27	0.55
1:B:738:SER:O	1:B:739:LYS:HG2	2.06	0.55
2:F:25:GLY:HA3	2:F:65:PHE:HE1	1.70	0.55
1:B:639:ASN:HD22	1:B:641:ALA:H	1.52	0.55
1:A:695:LYS:CD	2:D:19:PHE:HB2	2.36	0.55
2:F:8:GLN:HA	2:F:8:GLN:NE2	2.22	0.55
1:A:712:PHE:HD2	1:A:716:LYS:HG2	1.72	0.55
1:A:697:ILE:HG12	1:A:731:GLU:HB2	1.87	0.55
1:C:304:ALA:HB3	1:C:604:LEU:HD13	1.88	0.55
1:B:534:ILE:HG22	1:B:535:LYS:N	2.19	0.55
1:B:639:ASN:C	1:B:639:ASN:HD22	2.09	0.55
2:E:8:GLN:NE2	2:E:8:GLN:HA	2.20	0.55
1:A:310:GLU:N	1:A:310:GLU:OE2	2.31	0.55
1:A:517:VAL:HG13	2:D:114:GLU:OE2	2.06	0.55
2:F:75:LYS:O	2:F:79:THR:HG22	2.06	0.55
1:A:513:TRP:O	1:A:517:VAL:HG23	2.07	0.55
1:B:723:PHE:HB2	1:B:793:PHE:CE2	2.41	0.55
1:A:534:ILE:HA	1:A:538:ILE:HB	1.88	0.55
1:A:430:LYS:HD2	1:A:449:GLU:OE1	2.05	0.55
1:B:516:VAL:O	1:B:520:PRO:HD2	2.07	0.55
1:C:779:GLN:OE1	1:C:796:ILE:HD12	2.07	0.55
1:B:382:LYS:NZ	5:B:2139:APC:N6	2.55	0.55
1:B:703:ASP:O	1:B:704:TYR:C	2.44	0.55
1:B:450:ASN:OD1	1:B:452:GLU:HG3	2.07	0.55
2:D:26:THR:HA	2:D:63:ILE:O	2.07	0.55
2:F:92:PHE:CE2	2:F:108:VAL:HG11	2.42	0.55
1:A:607:ASN:ND2	1:A:609:GLU:HB2	2.21	0.55
1:B:323:ASN:HD22	1:B:598:PRO:HB2	1.72	0.55
1:B:389:LYS:HB2	1:B:389:LYS:HZ2	1.71	0.55
2:E:136:VAL:HG13	2:E:140:GLU:HB2	1.89	0.54
2:D:75:LYS:O	2:D:79:THR:HG22	2.07	0.54
1:A:550:SER:H	1:A:553:GLN:NE2	2.05	0.54
2:F:129:ASP:OD1	2:F:132:GLY:N	2.40	0.54
1:B:335:ALA:HB1	1:B:489:THR:HG21	1.88	0.54
1:C:633:ASN:HD22	1:C:644:GLU:HA	1.72	0.54
1:B:712:PHE:CD1	1:B:712:PHE:N	2.73	0.54

Continued on next page...

Continued from previous page...

Atom-1	Atom-2	Interatomic distance (Å)	Clash overlap (Å)
1:B:549:LEU:HD13	1:B:578:GLY:HA2	1.89	0.54
1:A:659:THR:HG23	1:A:662:GLU:H	1.71	0.54
1:C:695:LYS:HB2	2:F:18:LEU:HD22	1.88	0.54
1:A:747:ASN:O	1:A:750:GLN:HG2	2.07	0.54
1:B:302:LEU:C	1:B:304:ALA:H	2.11	0.54
1:B:535:LYS:NZ	1:B:539:GLU:HB2	2.21	0.54
1:B:639:ASN:HD22	1:B:640:LYS:N	2.05	0.54
1:C:494:LEU:HD23	1:C:497:LEU:HG	1.89	0.54
1:A:535:LYS:NZ	1:A:536:TYR:CZ	2.75	0.54
1:B:650:THR:HA	1:B:653:LYS:HB2	1.89	0.54
1:B:784:GLU:HG2	1:B:788:ASP:OD2	2.07	0.54
2:E:44:THR:HG22	2:E:47:GLU:OE1	2.07	0.54
1:B:329:ARG:HD2	1:B:590:ASP:OD2	2.07	0.54
2:F:26:THR:HA	2:F:63:ILE:O	2.08	0.54
1:B:788:ASP:O	1:B:791:GLU:HG2	2.08	0.54
2:E:7:GLU:HA	2:E:10:ALA:HB3	1.89	0.54
1:A:742:ALA:HB3	1:A:745:TYR:CD1	2.43	0.54
1:A:540:ARG:HH22	2:D:87:GLU:CD	2.11	0.54
1:C:691:LYS:O	1:C:692:GLU:C	2.47	0.53
1:A:779:GLN:OE1	1:A:796:ILE:HD12	2.08	0.53
2:F:12:PHE:HD1	2:F:39:LEU:HD21	1.73	0.53
2:D:129:ASP:OD1	2:D:132:GLY:N	2.41	0.53
1:B:400:LYS:HA	1:B:476:VAL:O	2.09	0.53
1:B:758:ASN:HA	1:B:761:GLN:CB	2.38	0.53
1:C:668:SER:O	1:C:671:ARG:HB3	2.09	0.53
1:A:597:ASN:HB2	1:A:598:PRO:HD2	1.90	0.53
2:D:12:PHE:HD1	2:D:39:LEU:HD21	1.74	0.53
1:C:639:ASN:C	1:C:639:ASN:HD22	2.11	0.53
1:B:543:ASP:CG	1:B:544:SER:N	2.62	0.53
1:B:323:ASN:HD22	1:B:598:PRO:CB	2.20	0.53
1:B:526:GLN:HE21	2:E:124:MET:CE	2.21	0.53
1:B:428:ASN:O	1:B:430:LYS:N	2.41	0.53
1:C:310:GLU:OE2	1:C:310:GLU:N	2.31	0.53
1:B:729:TYR:HE2	1:B:773:PHE:CE1	2.27	0.53
1:B:648:PRO:C	1:B:650:THR:H	2.11	0.53
2:D:70:THR:O	2:D:73:ALA:CB	2.54	0.53
1:A:444:PHE:C	1:A:445:ARG:NH1	2.59	0.53
1:C:775:LEU:HD23	1:C:775:LEU:N	2.24	0.53
1:C:695:LYS:HG3	2:F:18:LEU:HD13	1.90	0.53
2:F:5:THR:OG1	2:F:8:GLN:HG2	2.10	0.52
2:D:110:THR:HG22	2:D:115:LYS:HD2	1.91	0.52

Continued on next page...

Continued from previous page...

Atom-1	Atom-2	Interatomic distance (Å)	Clash overlap (Å)
1:A:543:ASP:OD1	1:A:554:LYS:NZ	2.43	0.52
1:B:760:VAL:HB	1:B:773:PHE:CZ	2.45	0.52
2:E:26:THR:HA	2:E:63:ILE:O	2.08	0.52
1:C:631:SER:O	1:C:634:LYS:HB2	2.10	0.52
1:C:657:ILE:HG12	1:C:756:ILE:HD13	1.92	0.52
2:F:97:ASN:ND2	2:F:99:TYR:HB2	2.20	0.52
1:B:366:PHE:HA	1:B:477:MET:CE	2.39	0.52
1:A:373:LYS:HG2	1:A:379:ALA:HB1	1.92	0.52
2:E:49:GLN:HA	2:E:52:ILE:HG22	1.91	0.52
2:E:12:PHE:HD1	2:E:39:LEU:HD21	1.74	0.52
1:B:757:THR:O	1:B:761:GLN:HB2	2.09	0.52
1:B:762:LEU:O	1:B:766:HIS:HB2	2.10	0.52
1:C:463:THR:HB	1:C:467:GLU:H	1.74	0.52
1:A:438:ASN:ND2	1:A:438:ASN:C	2.63	0.52
1:B:346:LYS:HZ2	5:B:2139:APC:H3A2	1.73	0.52
1:A:513:TRP:HZ2	2:D:114:GLU:H	1.56	0.52
1:A:789:ASN:N	1:A:789:ASN:HD22	2.08	0.52
1:A:462:ILE:HD12	1:A:467:GLU:O	2.09	0.52
1:A:775:LEU:HD23	1:A:775:LEU:N	2.25	0.52
1:B:565:LYS:C	1:B:567:THR:N	2.62	0.52
1:B:785:ASN:OD1	1:B:787:THR:HG23	2.10	0.52
1:A:616:GLU:HA	1:A:620:THR:CG2	2.35	0.51
1:C:438:ASN:ND2	1:C:438:ASN:C	2.63	0.51
1:B:505:LYS:C	1:B:507:GLN:N	2.64	0.51
1:B:737:LYS:O	1:B:738:SER:C	2.47	0.51
1:B:518:ASN:O	1:B:519:THR:HG22	2.10	0.51
1:C:659:THR:HB	1:C:662:GLU:HG3	1.92	0.51
1:A:445:ARG:NE	1:A:471:TRP:NE1	2.58	0.51
2:D:72:MET:O	2:D:74:ARG:N	2.43	0.51
1:C:540:ARG:HD3	1:C:582:ASP:OD1	2.09	0.51
1:C:789:ASN:HD22	1:C:789:ASN:N	2.07	0.51
1:B:463:THR:HG23	1:B:467:GLU:O	2.11	0.51
1:C:385:LEU:CD1	1:C:389:LYS:HE3	2.40	0.51
1:B:406:ASP:OD2	1:B:408:LEU:N	2.44	0.51
1:A:695:LYS:CB	2:D:18:LEU:HD22	2.41	0.51
1:C:695:LYS:HD2	2:F:19:PHE:HB2	1.92	0.51
1:C:607:ASN:ND2	1:C:609:GLU:HB2	2.25	0.51
1:B:298:GLY:O	1:B:300:LYS:N	2.43	0.51
1:B:502:THR:O	1:B:505:LYS:HB3	2.11	0.51
1:A:440:GLN:OE1	1:A:440:GLN:N	2.40	0.51
1:C:712:PHE:HB3	1:C:716:LYS:HG2	1.91	0.51

Continued on next page...

Continued from previous page...

Atom-1	Atom-2	Interatomic distance (Å)	Clash overlap (Å)
2:D:92:PHE:CE2	2:D:108:VAL:HG11	2.46	0.51
1:C:581:GLN:NE2	1:C:629:ASN:H	2.08	0.51
1:A:629:ASN:ND2	1:A:631:SER:HB2	2.26	0.51
2:F:52:ILE:O	2:F:52:ILE:HG13	2.10	0.51
1:B:332:ASN:HD22	1:B:333:LYS:N	2.08	0.51
1:B:376:GLN:HB2	1:B:379:ALA:HB2	1.92	0.51
1:B:407:HIS:H	1:B:407:HIS:CD2	2.24	0.51
1:B:648:PRO:C	1:B:650:THR:N	2.63	0.51
1:C:491:ASP:C	1:C:491:ASP:OD2	2.49	0.51
1:A:295:VAL:HG21	1:A:603:ILE:HG22	1.93	0.51
1:B:334:LEU:N	1:B:334:LEU:HD22	2.26	0.51
2:D:106:ARG:O	2:D:110:THR:HG23	2.10	0.51
1:B:388:LYS:O	1:B:392:THR:HG23	2.11	0.51
1:B:718:ARG:O	1:B:722:ILE:HG13	2.10	0.51
1:A:629:ASN:HD22	1:A:631:SER:N	2.00	0.51
1:A:792:VAL:HG12	1:A:796:ILE:HD11	1.93	0.51
1:C:665:LYS:HG2	2:F:11:GLU:HG2	1.93	0.50
1:B:776:LEU:HD13	1:B:779:GLN:CD	2.30	0.50
1:A:445:ARG:N	1:A:445:ARG:HD2	2.26	0.50
1:A:505:LYS:HD3	2:D:112:LEU:O	2.12	0.50
1:B:625:LEU:HD12	1:B:626:TYR:N	2.26	0.50
2:F:49:GLN:HA	2:F:52:ILE:HG22	1.92	0.50
2:E:105:LEU:HD12	2:E:125:ILE:CD1	2.40	0.50
1:C:489:THR:OG1	1:C:490:ALA:N	2.45	0.50
1:C:693:SER:O	1:C:697:ILE:HG13	2.11	0.50
1:A:633:ASN:HD22	1:A:644:GLU:HA	1.73	0.50
1:A:440:GLN:O	1:A:458:LYS:HD2	2.11	0.50
1:B:587:PRO:HB2	1:B:643:ILE:HD12	1.92	0.50
1:B:728:ALA:O	1:B:731:GLU:HG2	2.11	0.50
1:A:629:ASN:HB3	1:A:632:TYR:CE2	2.47	0.50
1:A:491:ASP:OD2	1:A:491:ASP:C	2.48	0.50
2:E:92:PHE:O	2:E:94:LYS:N	2.45	0.50
1:C:695:LYS:CD	2:F:19:PHE:HB2	2.41	0.50
1:C:440:GLN:O	1:C:458:LYS:HD2	2.12	0.50
1:B:492:TYR:CD2	1:B:574:VAL:HG13	2.45	0.50
1:B:360:VAL:HG21	1:B:365:PRO:HG3	1.94	0.50
1:B:524:GLU:O	1:B:524:GLU:HG3	2.11	0.50
1:B:713:SER:O	1:B:717:LYS:HG3	2.12	0.50
1:A:377:GLN:HB2	1:A:464:VAL:HG12	1.93	0.50
1:C:540:ARG:HH22	2:F:87:GLU:CD	2.15	0.50
1:B:391:ILE:HD11	1:B:400:LYS:HG2	1.92	0.50

Continued on next page...

Continued from previous page...

Atom-1	Atom-2	Interatomic distance (Å)	Clash overlap (Å)
1:C:537:GLY:O	1:C:625:LEU:HD21	2.10	0.50
1:A:479:LYS:HD2	1:A:481:VAL:CG2	2.42	0.50
1:B:730:ASN:O	1:B:731:GLU:O	2.29	0.50
1:C:462:ILE:HD12	1:C:467:GLU:O	2.11	0.50
1:B:756:ILE:O	1:B:760:VAL:HG23	2.12	0.50
1:C:789:ASN:ND2	1:C:789:ASN:N	2.60	0.50
1:B:514:ASP:O	1:B:516:VAL:N	2.45	0.50
1:C:581:GLN:HE21	1:C:628:PHE:HA	1.76	0.50
1:A:733:GLU:O	1:A:737:LYS:HE2	2.11	0.50
2:F:105:LEU:HD12	2:F:125:ILE:CD1	2.41	0.50
1:C:602:PHE:O	1:C:603:ILE:HD13	2.12	0.50
1:B:414:LYS:HG3	1:B:420:LEU:HD22	1.94	0.49
1:B:760:VAL:O	1:B:760:VAL:HG12	2.12	0.49
2:F:137:ASN:OD1	2:F:139:GLU:HB2	2.12	0.49
1:A:782:PHE:N	1:A:782:PHE:CD1	2.80	0.49
2:E:27:ILE:HD12	2:E:31:GLU:HG3	1.94	0.49
2:D:49:GLN:HA	2:D:52:ILE:HG22	1.93	0.49
2:E:52:ILE:HG13	2:E:52:ILE:O	2.12	0.49
2:D:27:ILE:HD12	2:D:31:GLU:HG3	1.93	0.49
1:B:506:LYS:O	1:B:506:LYS:HG2	2.13	0.49
1:B:419:ILE:HD13	1:B:435:LEU:HD22	1.94	0.49
1:C:694:VAL:HG23	1:C:695:LYS:H	1.78	0.49
1:C:782:PHE:N	1:C:782:PHE:CD1	2.80	0.49
1:A:509:PRO:HG2	1:A:512:GLU:CB	2.42	0.49
1:B:733:GLU:C	1:B:735:VAL:H	2.16	0.49
1:C:670:ILE:HG23	1:C:745:TYR:CE1	2.47	0.49
1:C:668:SER:OG	2:F:10:ALA:HB1	2.12	0.49
1:A:445:ARG:HG3	1:A:471:TRP:CH2	2.48	0.49
1:B:389:LYS:NZ	1:B:389:LYS:CB	2.76	0.49
2:D:29:THR:OG1	2:D:52:ILE:HG12	2.13	0.49
1:C:437:SER:C	1:C:439:ASN:H	2.16	0.49
1:B:654:ILE:HA	1:B:755:ARG:HD3	1.92	0.49
1:B:777:TYR:HD1	1:B:780:LEU:HD12	1.77	0.49
1:C:499:PRO:HD3	1:C:552:TRP:CH2	2.47	0.49
2:F:101:SER:OG	2:F:104:GLU:HG3	2.11	0.49
1:A:318:ILE:N	1:A:318:ILE:HD12	2.27	0.49
1:B:534:ILE:HG22	1:B:535:LYS:HE2	1.95	0.49
1:B:752:LEU:O	1:B:756:ILE:HG13	2.12	0.49
1:C:377:GLN:HB2	1:C:464:VAL:HG12	1.95	0.49
1:C:505:LYS:HE3	1:C:513:TRP:CD1	2.48	0.49
1:B:746:LYS:O	1:B:750:GLN:HB2	2.12	0.49

Continued on next page...

Continued from previous page...

Atom-1	Atom-2	Interatomic distance (Å)	Clash overlap (Å)
2:E:37:ARG:HA	2:E:41:GLN:O	2.12	0.49
1:B:415:GLU:C	1:B:417:GLY:H	2.15	0.49
1:B:649:ILE:O	1:B:649:ILE:CG2	2.60	0.49
1:A:789:ASN:ND2	1:A:789:ASN:N	2.61	0.49
2:F:36:MET:O	2:F:41:GLN:HB2	2.13	0.49
1:B:309:PRO:HG2	1:B:310:GLU:OE2	2.13	0.49
1:C:520:PRO:HG2	1:C:521:ASN:H	1.78	0.49
1:C:535:LYS:O	1:C:535:LYS:HD3	2.12	0.49
1:B:648:PRO:O	1:B:650:THR:N	2.46	0.49
1:A:368:GLN:HG3	1:A:383:GLY:HA3	1.95	0.49
1:C:294:ASP:O	1:C:610:MET:HE1	2.12	0.49
2:D:123:GLU:O	2:D:127:GLU:HG2	2.12	0.48
1:B:797:ILE:HG13	1:B:798:ASP:H	1.75	0.48
2:D:75:LYS:C	2:D:77:LYS:H	2.16	0.48
1:A:660:SER:O	1:A:663:PHE:HB3	2.13	0.48
1:C:656:THR:HG21	2:F:139:GLU:OE1	2.13	0.48
2:E:101:SER:OG	2:E:104:GLU:HG3	2.13	0.48
1:A:331:VAL:O	1:A:332:ASN:C	2.52	0.48
1:A:639:ASN:HD22	1:A:641:ALA:H	1.58	0.48
1:A:729:TYR:HB2	1:A:756:ILE:HG21	1.95	0.48
1:C:295:VAL:HG21	1:C:603:ILE:CG2	2.42	0.48
1:A:509:PRO:HG2	1:A:512:GLU:HB2	1.94	0.48
1:B:508:ILE:HG23	1:B:536:TYR:CE1	2.48	0.48
1:B:514:ASP:HA	1:B:517:VAL:CG1	2.34	0.48
1:C:345:THR:HB	1:C:491:ASP:CB	2.43	0.48
1:B:527:LYS:O	1:B:527:LYS:HG2	2.13	0.48
2:D:7:GLU:O	2:D:11:GLU:HG3	2.12	0.48
1:A:663:PHE:O	1:A:667:LEU:HG	2.13	0.48
1:B:732:ILE:HG22	1:B:732:ILE:O	2.14	0.48
1:C:670:ILE:HD11	1:C:744:GLU:O	2.13	0.48
1:B:450:ASN:CG	1:B:452:GLU:HG3	2.34	0.48
1:B:509:PRO:HD2	1:B:536:TYR:HE1	1.78	0.48
1:C:329:ARG:HG2	1:C:495:PHE:HB2	1.96	0.48
1:C:792:VAL:HG12	1:C:796:ILE:HD11	1.95	0.48
1:A:540:ARG:HD3	1:A:582:ASP:OD1	2.12	0.48
2:F:29:THR:OG1	2:F:52:ILE:HG12	2.14	0.48
1:A:385:LEU:CD1	1:A:389:LYS:HE3	2.44	0.48
1:B:332:ASN:O	1:B:335:ALA:HB3	2.14	0.48
2:F:64:ASP:OD1	2:F:67:GLU:HG3	2.14	0.48
1:A:329:ARG:HG2	1:A:495:PHE:HB2	1.95	0.48
1:C:729:TYR:HB2	1:C:756:ILE:HG21	1.95	0.48

Continued on next page...

Continued from previous page...

Atom-1	Atom-2	Interatomic distance (Å)	Clash overlap (Å)
1:C:318:ILE:N	1:C:318:ILE:HD12	2.29	0.48
1:B:570:THR:O	1:B:572:GLY:N	2.47	0.48
1:B:628:PHE:CD2	1:B:645:TRP:CD1	3.02	0.48
1:A:368:GLN:HG3	1:A:383:GLY:C	2.34	0.48
2:E:85:ILE:O	2:E:88:ALA:HB3	2.13	0.48
2:D:52:ILE:O	2:D:52:ILE:HG13	2.13	0.48
1:C:479:LYS:HD2	1:C:481:VAL:CG2	2.43	0.48
2:D:25:GLY:HA3	2:D:65:PHE:CE1	2.47	0.47
1:B:789:ASN:OD1	1:B:792:VAL:HB	2.14	0.47
1:C:700:TYR:N	1:C:700:TYR:CD2	2.82	0.47
2:E:29:THR:OG1	2:E:52:ILE:HG12	2.14	0.47
1:C:607:ASN:HD21	1:C:609:GLU:HB2	1.78	0.47
2:D:92:PHE:CD2	2:D:108:VAL:HG21	2.49	0.47
1:A:494:LEU:HD23	1:A:497:LEU:HG	1.96	0.47
1:C:401:ILE:HD13	1:C:478:ALA:HB2	1.94	0.47
2:D:63:ILE:HA	2:D:67:GLU:OE2	2.14	0.47
1:B:505:LYS:O	1:B:507:GLN:N	2.47	0.47
2:E:75:LYS:C	2:E:77:LYS:H	2.17	0.47
1:B:526:GLN:HE21	2:E:124:MET:HE2	1.78	0.47
2:E:80:ASP:C	2:E:82:GLU:N	2.66	0.47
1:C:313:ASP:HA	1:C:316:LYS:HE2	1.96	0.47
2:F:89:PHE:CE1	2:F:100:ILE:HG13	2.49	0.47
1:B:369:ASP:OD1	1:B:464:VAL:HG11	2.14	0.47
1:C:733:GLU:O	1:C:737:LYS:HE2	2.14	0.47
1:C:712:PHE:HD2	1:C:716:LYS:HG2	1.78	0.47
2:F:37:ARG:HA	2:F:41:GLN:O	2.15	0.47
1:B:526:GLN:NE2	2:E:124:MET:CE	2.77	0.47
1:B:535:LYS:HD3	1:B:539:GLU:OE1	2.14	0.47
2:E:137:ASN:OD1	2:E:139:GLU:HB2	2.14	0.47
1:B:318:ILE:HD11	1:B:563:ALA:HB2	1.96	0.47
1:B:519:THR:C	1:B:521:ASN:H	2.17	0.47
1:C:629:ASN:HB3	1:C:632:TYR:CE2	2.50	0.47
1:B:723:PHE:HE2	1:B:786:GLU:HB3	1.79	0.47
1:B:498:ALA:CB	1:B:619:ILE:HD13	2.44	0.47
2:E:106:ARG:O	2:E:110:THR:HG23	2.13	0.47
2:D:44:THR:CG2	2:D:47:GLU:HG3	2.45	0.47
2:D:80:ASP:C	2:D:82:GLU:N	2.67	0.47
1:A:712:PHE:HB3	1:A:716:LYS:HG2	1.95	0.47
1:A:714:GLN:NE2	2:D:126:ARG:CG	2.77	0.47
1:B:751:TYR:HA	1:B:754:GLU:OE2	2.14	0.47
1:C:629:ASN:ND2	1:C:631:SER:HB2	2.30	0.47

Continued on next page...

Continued from previous page...

Atom-1	Atom-2	Interatomic distance (Å)	Clash overlap (Å)
1:C:559:ARG:CB	1:C:559:ARG:HH11	2.19	0.47
1:C:403:LEU:HD13	1:C:476:VAL:HG11	1.97	0.47
1:B:657:ILE:HG21	2:E:139:GLU:HG3	1.96	0.47
2:D:44:THR:HG22	2:D:47:GLU:HG3	1.97	0.47
1:A:534:ILE:HG23	2:D:84:GLU:HB3	1.96	0.47
2:E:44:THR:CG2	2:E:47:GLU:HG3	2.45	0.47
1:B:360:VAL:O	1:B:360:VAL:HG22	2.14	0.47
1:C:318:ILE:HD12	1:C:318:ILE:H	1.80	0.47
1:B:786:GLU:O	1:B:790:PHE:HB2	2.15	0.47
1:B:313:ASP:C	1:B:315:PHE:H	2.19	0.47
1:B:540:ARG:NH2	1:B:630:ARG:CZ	2.77	0.47
2:E:44:THR:HG22	2:E:47:GLU:HG3	1.96	0.47
1:A:705:TYR:CE2	2:D:139:GLU:HB3	2.50	0.47
2:D:37:ARG:HA	2:D:41:GLN:O	2.15	0.47
1:B:622:LYS:O	1:B:623:ASP:CB	2.63	0.46
1:C:667:LEU:HB2	2:F:14:GLU:OE2	2.15	0.46
1:C:723:PHE:O	1:C:727:GLN:HG3	2.15	0.46
2:F:75:LYS:C	2:F:77:LYS:H	2.17	0.46
2:F:44:THR:CG2	2:F:47:GLU:HG3	2.46	0.46
1:A:712:PHE:CD2	1:A:716:LYS:NZ	2.78	0.46
2:D:20:ASP:C	2:D:22:ASP:H	2.18	0.46
1:B:653:LYS:O	1:B:653:LYS:HG3	2.16	0.46
2:E:80:ASP:O	2:E:82:GLU:N	2.48	0.46
1:A:667:LEU:HA	1:A:670:ILE:HG22	1.97	0.46
1:A:607:ASN:HD21	1:A:609:GLU:HB2	1.78	0.46
2:E:44:THR:HG23	2:E:47:GLU:H	1.81	0.46
1:B:743:PRO:O	1:B:747:ASN:HB3	2.15	0.46
1:B:322:LEU:HD12	1:B:556:MET:HE1	1.95	0.46
1:C:668:SER:CA	2:F:14:GLU:HG3	2.45	0.46
1:A:629:ASN:HB3	1:A:632:TYR:CD2	2.50	0.46
1:B:723:PHE:CE2	1:B:786:GLU:HB3	2.50	0.46
1:B:389:LYS:HG2	1:B:393:GLU:CD	2.36	0.46
1:B:325:TYR:HB2	1:B:498:ALA:HB3	1.95	0.46
1:C:535:LYS:HD2	1:C:536:TYR:CZ	2.49	0.46
2:F:80:ASP:C	2:F:82:GLU:N	2.69	0.46
1:B:321:GLU:HB3	1:B:322:LEU:HD23	1.96	0.46
1:C:623:ASP:OD2	2:F:107:HIS:HD2	1.99	0.46
1:C:440:GLN:OE1	1:C:440:GLN:N	2.46	0.46
2:D:44:THR:HG23	2:D:47:GLU:H	1.81	0.46
1:B:781:ASN:OD1	1:B:783:THR:HG23	2.15	0.46
1:C:659:THR:CG2	1:C:660:SER:N	2.79	0.46

Continued on next page...

Continued from previous page...

Atom-1	Atom-2	Interatomic distance (Å)	Clash overlap (Å)
1:C:621:GLY:HA2	2:F:94:LYS:O	2.16	0.46
1:A:296:LEU:HD12	1:A:604:LEU:HD22	1.97	0.46
1:B:524:GLU:HA	1:B:524:GLU:OE2	2.15	0.46
1:C:313:ASP:O	1:C:316:LYS:HB2	2.16	0.46
1:C:698:ALA:O	1:C:701:LEU:HB2	2.15	0.46
1:A:437:SER:C	1:A:439:ASN:H	2.19	0.46
1:C:691:LYS:HE2	1:C:741:ILE:HG13	1.98	0.46
1:C:700:TYR:N	1:C:700:TYR:HD2	2.14	0.46
2:F:44:THR:HG22	2:F:47:GLU:HG3	1.98	0.46
1:A:295:VAL:HG22	1:A:604:LEU:O	2.16	0.46
2:E:36:MET:O	2:E:41:GLN:HB2	2.15	0.46
1:B:513:TRP:HD1	1:B:532:LEU:HD13	1.80	0.46
1:B:731:GLU:HG2	1:B:731:GLU:H	1.24	0.46
1:B:605:THR:CG2	1:B:611:THR:OG1	2.53	0.46
1:B:426:ILE:HA	1:B:430:LYS:O	2.16	0.46
1:B:526:GLN:C	1:B:528:GLY:H	2.19	0.46
1:A:657:ILE:HD11	1:A:704:TYR:CG	2.51	0.46
1:C:310:GLU:OE1	1:C:340:LYS:HE3	2.16	0.46
1:B:585:GLU:O	1:B:638:GLY:HA3	2.16	0.46
1:B:311:HIS:HD2	1:B:564:VAL:HB	1.81	0.46
1:B:517:VAL:O	1:B:517:VAL:HG22	2.16	0.46
1:B:313:ASP:C	1:B:315:PHE:N	2.67	0.46
1:B:424:LYS:HE2	1:B:433:TYR:OH	2.15	0.46
1:A:719:LYS:CE	1:A:767:GLN:HE22	2.18	0.45
1:B:720:ILE:HD12	1:B:724:ARG:HH21	1.81	0.45
1:A:470:ASN:CG	1:A:471:TRP:H	2.19	0.45
1:B:470:ASN:CG	1:B:471:TRP:H	2.20	0.45
1:C:316:LYS:HG2	1:C:600:GLY:O	2.15	0.45
1:B:320:ARG:CG	1:B:321:GLU:N	2.75	0.45
1:B:322:LEU:HD21	1:B:559:ARG:NH1	2.30	0.45
1:C:667:LEU:HA	1:C:670:ILE:CG2	2.46	0.45
1:A:463:THR:CG2	1:A:464:VAL:N	2.79	0.45
1:C:320:ARG:HA	1:C:598:PRO:O	2.16	0.45
1:C:513:TRP:CH2	2:F:114:GLU:N	2.84	0.45
1:A:323:ASN:HD22	1:A:598:PRO:CB	2.29	0.45
2:D:44:THR:HG22	2:D:47:GLU:CG	2.46	0.45
1:B:456:LYS:HE2	1:B:471:TRP:CZ2	2.50	0.45
1:B:614:PHE:CD2	1:B:614:PHE:C	2.89	0.45
1:B:517:VAL:CG2	2:E:114:GLU:HB2	2.45	0.45
1:A:463:THR:HB	1:A:467:GLU:H	1.81	0.45
1:A:454:GLN:OE1	1:A:471:TRP:CE3	2.70	0.45

Continued on next page...

Continued from previous page...

Atom-1	Atom-2	Interatomic distance (Å)	Clash overlap (Å)
1:B:628:PHE:C	1:B:628:PHE:CD1	2.90	0.45
1:A:673:SER:O	1:A:674:SER:HB2	2.16	0.45
1:B:597:ASN:HB2	1:B:598:PRO:HD2	1.97	0.45
1:B:646:THR:HG21	1:B:651:LYS:NZ	2.32	0.45
1:B:776:LEU:HD13	1:B:779:GLN:NE2	2.31	0.45
1:C:636:ALA:O	1:C:640:LYS:HA	2.17	0.45
1:A:657:ILE:HG22	1:A:756:ILE:HA	1.98	0.45
1:C:295:VAL:CG2	1:C:603:ILE:HG22	2.45	0.45
2:E:44:THR:HG22	2:E:47:GLU:CG	2.47	0.45
1:B:333:LYS:O	1:B:336:THR:HG22	2.17	0.45
2:F:25:GLY:HA3	2:F:65:PHE:CE1	2.50	0.45
1:C:639:ASN:HD22	1:C:640:LYS:N	2.14	0.45
1:C:323:ASN:HD22	1:C:598:PRO:HB3	1.82	0.45
2:F:45:GLU:O	2:F:49:GLN:HG2	2.16	0.45
2:F:27:ILE:HD12	2:F:31:GLU:HG3	1.99	0.45
1:B:318:ILE:CD1	1:B:318:ILE:H	2.26	0.45
1:C:748:TYR:O	1:C:752:LEU:HG	2.17	0.45
1:A:445:ARG:HH11	1:A:445:ARG:N	2.14	0.45
1:A:657:ILE:CG2	1:A:756:ILE:HD13	2.46	0.45
1:C:327:LEU:H	1:C:327:LEU:HD12	1.82	0.45
1:A:492:TYR:CE2	1:A:574:VAL:HG11	2.52	0.45
1:A:700:TYR:O	1:A:703:ASP:N	2.50	0.45
1:A:463:THR:CG2	1:A:465:LEU:H	2.22	0.45
1:B:649:ILE:CD1	2:E:86:ARG:HG3	2.47	0.45
2:F:20:ASP:C	2:F:22:ASP:H	2.20	0.45
2:E:64:ASP:OD1	2:E:67:GLU:HG3	2.16	0.45
1:B:784:GLU:HB2	1:B:788:ASP:CB	2.47	0.45
2:F:44:THR:HG22	2:F:47:GLU:CG	2.47	0.45
2:F:44:THR:HG23	2:F:47:GLU:H	1.81	0.45
1:A:602:PHE:O	1:A:603:ILE:HD13	2.17	0.45
1:A:294:ASP:O	1:A:610:MET:HE1	2.16	0.45
1:B:322:LEU:O	1:B:323:ASN:C	2.55	0.45
1:A:737:LYS:HA	1:A:737:LYS:HD3	1.90	0.45
2:E:120:GLU:O	2:E:123:GLU:HB2	2.17	0.45
1:B:415:GLU:C	1:B:417:GLY:N	2.68	0.45
1:C:776:LEU:N	1:C:776:LEU:HD12	2.32	0.45
1:B:308:VAL:HG22	1:B:336:THR:OG1	2.17	0.44
2:F:63:ILE:HA	2:F:67:GLU:OE2	2.17	0.44
1:C:664:ILE:CG2	2:F:15:ALA:HB2	2.35	0.44
1:A:349:ASN:N	1:A:349:ASN:ND2	2.54	0.44
1:A:697:ILE:HD13	1:A:732:ILE:CG1	2.46	0.44

Continued on next page...

Continued from previous page...

Atom-1	Atom-2	Interatomic distance (Å)	Clash overlap (Å)
2:D:137:ASN:OD1	2:D:139:GLU:HB2	2.16	0.44
1:A:786:GLU:C	1:A:788:ASP:H	2.20	0.44
2:F:70:THR:O	2:F:73:ALA:CB	2.62	0.44
1:C:623:ASP:CG	2:F:94:LYS:HE2	2.37	0.44
1:C:385:LEU:HD11	1:C:389:LYS:HE3	1.98	0.44
1:A:385:LEU:HD11	1:A:389:LYS:HE3	2.00	0.44
1:B:508:ILE:HG22	1:B:509:PRO:HD2	1.98	0.44
2:E:20:ASP:C	2:E:22:ASP:H	2.20	0.44
1:B:619:ILE:C	1:B:621:GLY:H	2.21	0.44
1:A:657:ILE:HB	1:A:756:ILE:HD13	1.99	0.44
1:A:549:LEU:HB2	1:A:553:GLN:HE21	1.81	0.44
1:B:513:TRP:CZ2	2:E:112:LEU:O	2.70	0.44
1:C:628:PHE:CD1	1:C:628:PHE:C	2.91	0.44
1:B:775:LEU:CD2	1:B:775:LEU:H	2.25	0.44
1:A:667:LEU:HA	1:A:670:ILE:CG2	2.47	0.44
1:A:509:PRO:HG3	1:A:512:GLU:OE1	2.16	0.44
1:A:511:LYS:O	1:A:511:LYS:HG2	2.16	0.44
1:C:670:ILE:HG12	1:C:745:TYR:CE1	2.53	0.44
1:B:791:GLU:CG	1:B:792:VAL:N	2.80	0.44
1:B:526:GLN:NE2	2:E:124:MET:HE3	2.32	0.44
1:B:732:ILE:O	1:B:735:VAL:CG1	2.64	0.44
2:E:115:LYS:O	2:E:116:LEU:HD23	2.18	0.44
1:B:547:GLY:H	1:B:577:HIS:HB2	1.82	0.44
1:C:450:ASN:O	1:C:451:ASN:HB2	2.18	0.44
1:B:655:ASN:O	1:B:656:THR:HG23	2.17	0.44
1:A:360:VAL:HG13	1:A:360:VAL:O	2.18	0.44
1:B:738:SER:HB3	1:B:741:ILE:HD11	1.99	0.44
1:B:793:PHE:HA	1:B:796:ILE:CG1	2.47	0.44
1:B:298:GLY:O	1:B:299:GLU:C	2.55	0.44
1:C:318:ILE:HG23	1:C:322:LEU:HD12	2.00	0.44
1:B:332:ASN:C	1:B:332:ASN:ND2	2.68	0.44
1:C:463:THR:CG2	1:C:464:VAL:N	2.80	0.44
1:B:525:LYS:O	1:B:529:VAL:HG22	2.18	0.44
2:F:120:GLU:O	2:F:123:GLU:HB2	2.18	0.44
2:E:51:MET:C	2:E:53:ASN:H	2.20	0.44
1:A:630:ARG:CZ	2:D:83:GLU:HB3	2.48	0.44
1:A:382:LYS:NZ	5:A:1139:APC:N6	2.66	0.44
1:A:318:ILE:H	1:A:318:ILE:HD12	1.83	0.43
1:A:714:GLN:NE2	2:D:126:ARG:HG3	2.33	0.43
1:A:740:GLN:O	1:A:741:ILE:C	2.55	0.43
1:C:667:LEU:O	1:C:671:ARG:HB2	2.18	0.43

Continued on next page...

Continued from previous page...

Atom-1	Atom-2	Interatomic distance (Å)	Clash overlap (Å)
1:C:669:SER:C	1:C:671:ARG:H	2.21	0.43
1:A:559:ARG:CB	1:A:559:ARG:HH11	2.27	0.43
1:B:549:LEU:CD1	1:B:553:GLN:HB3	2.48	0.43
1:B:526:GLN:O	1:B:528:GLY:N	2.51	0.43
1:C:320:ARG:HG3	1:C:598:PRO:O	2.18	0.43
2:D:80:ASP:O	2:D:82:GLU:N	2.51	0.43
1:B:751:TYR:O	1:B:754:GLU:HB2	2.18	0.43
1:C:534:ILE:HA	1:C:538:ILE:HB	1.99	0.43
1:B:726:ILE:CA	1:B:729:TYR:HB2	2.29	0.43
1:B:784:GLU:HB2	1:B:788:ASP:HB3	1.98	0.43
1:B:639:ASN:O	1:B:640:LYS:HB2	2.17	0.43
1:A:787:THR:O	1:A:791:GLU:HG2	2.18	0.43
1:A:499:PRO:HD3	1:A:552:TRP:CH2	2.53	0.43
1:C:368:GLN:HG3	1:C:383:GLY:C	2.38	0.43
1:B:764:LEU:C	1:B:768:LYS:HB2	2.38	0.43
1:A:694:VAL:HG12	1:A:697:ILE:HG13	2.01	0.43
1:B:514:ASP:C	1:B:516:VAL:H	2.21	0.43
1:B:538:ILE:HD13	1:B:625:LEU:HD11	1.99	0.43
1:C:401:ILE:HG21	1:C:485:LEU:HB3	2.01	0.43
2:D:51:MET:O	2:D:55:VAL:HG12	2.18	0.43
1:B:605:THR:HG21	1:B:611:THR:HG1	1.76	0.43
1:A:718:ARG:O	1:A:722:ILE:HG13	2.18	0.43
1:B:457:THR:HG21	1:B:468:LYS:HA	2.01	0.43
1:C:513:TRP:CZ2	2:F:114:GLU:N	2.85	0.43
1:B:310:GLU:OE1	1:B:340:LYS:HE3	2.19	0.43
2:F:144:MET:SD	2:F:145:MET:HE2	2.58	0.43
1:B:709:ASN:OD1	1:B:717:LYS:HG2	2.19	0.43
1:B:779:GLN:HB3	1:B:796:ILE:HG23	2.00	0.43
1:C:494:LEU:HD23	1:C:497:LEU:CG	2.48	0.43
1:B:744:GLU:OE1	1:C:397:GLU:HB2	2.18	0.43
2:F:106:ARG:O	2:F:110:THR:HG23	2.19	0.43
2:E:50:ASP:OD1	2:E:51:MET:HG3	2.19	0.43
1:A:583:ASN:ND2	5:A:1139:APC:H3'	2.33	0.43
2:E:100:ILE:HD12	2:E:141:PHE:CD1	2.54	0.43
1:B:549:LEU:HD12	1:B:553:GLN:HB3	2.01	0.43
1:A:605:THR:HG21	1:A:611:THR:HA	2.00	0.43
1:A:368:GLN:HG3	1:A:383:GLY:CA	2.49	0.43
2:E:144:MET:SD	2:E:145:MET:HE2	2.59	0.43
1:A:319:ALA:O	1:A:322:LEU:O	2.37	0.43
1:B:530:THR:HG22	2:E:92:PHE:CZ	2.54	0.42
1:A:295:VAL:HG23	1:A:605:THR:HA	1.99	0.42

Continued on next page...

Continued from previous page...

Atom-1	Atom-2	Interatomic distance (Å)	Clash overlap (Å)
1:C:338:LEU:O	1:C:343:VAL:HG23	2.18	0.42
2:E:63:ILE:HA	2:E:67:GLU:OE2	2.19	0.42
1:B:789:ASN:ND2	1:B:793:PHE:HB2	2.34	0.42
1:A:294:ASP:O	1:A:610:MET:CE	2.67	0.42
1:A:739:LYS:HB3	1:A:741:ILE:HD13	2.01	0.42
1:C:530:THR:HG21	2:F:145:MET:SD	2.60	0.42
1:A:450:ASN:O	1:A:451:ASN:HB2	2.19	0.42
1:C:720:ILE:O	1:C:724:ARG:HG3	2.19	0.42
1:A:489:THR:OG1	1:A:490:ALA:N	2.53	0.42
1:A:324:THR:HG21	1:A:556:MET:CE	2.49	0.42
1:B:733:GLU:O	1:B:735:VAL:N	2.52	0.42
1:A:549:LEU:CD1	1:A:554:LYS:HE2	2.49	0.42
1:C:794:GLN:O	1:C:797:ILE:HG13	2.20	0.42
1:A:720:ILE:O	1:A:724:ARG:HG3	2.19	0.42
2:D:105:LEU:HD12	2:D:125:ILE:CD1	2.49	0.42
1:B:653:LYS:O	1:B:755:ARG:HD3	2.19	0.42
1:C:695:LYS:CG	2:F:18:LEU:HD22	2.49	0.42
1:C:360:VAL:HG13	1:C:360:VAL:O	2.18	0.42
2:E:25:GLY:HA3	2:E:65:PHE:CE1	2.51	0.42
1:A:628:PHE:CD1	1:A:628:PHE:C	2.92	0.42
1:A:639:ASN:HD22	1:A:640:LYS:N	2.16	0.42
1:B:525:LYS:O	1:B:526:GLN:C	2.58	0.42
1:B:744:GLU:CD	1:C:397:GLU:HB2	2.40	0.42
1:B:546:LYS:HA	1:B:577:HIS:CB	2.49	0.42
2:D:51:MET:C	2:D:53:ASN:H	2.22	0.42
2:E:20:ASP:OD1	2:E:25:GLY:HA2	2.19	0.42
1:B:654:ILE:HG22	1:B:755:ARG:HG2	2.01	0.42
1:B:313:ASP:O	1:B:315:PHE:N	2.51	0.42
2:F:80:ASP:O	2:F:82:GLU:N	2.52	0.42
1:B:349:ASN:ND2	1:B:398:ILE:HD13	2.34	0.42
1:C:499:PRO:HG2	1:C:625:LEU:HB3	2.00	0.42
2:E:51:MET:O	2:E:55:VAL:HG12	2.20	0.42
1:A:445:ARG:CZ	1:A:471:TRP:NE1	2.82	0.42
1:A:639:ASN:C	1:A:639:ASN:ND2	2.73	0.42
1:A:775:LEU:H	1:A:775:LEU:CD2	2.19	0.42
1:C:781:ASN:HB2	1:C:789:ASN:HA	2.02	0.42
2:D:20:ASP:OD2	2:D:22:ASP:HB3	2.19	0.42
1:C:549:LEU:CD1	1:C:554:LYS:HE2	2.48	0.42
1:A:631:SER:O	1:A:634:LYS:HB2	2.20	0.42
1:C:424:LYS:HG2	1:C:425:GLU:N	2.35	0.42
2:D:13:LYS:HG3	2:D:65:PHE:HE2	1.82	0.42

Continued on next page...

Continued from previous page...

Atom-1	Atom-2	Interatomic distance (Å)	Clash overlap (Å)
1:B:797:ILE:CG1	1:B:798:ASP:N	2.82	0.42
1:B:623:ASP:OD1	2:E:94:LYS:HE2	2.20	0.42
1:C:492:TYR:CD2	1:C:574:VAL:HG13	2.53	0.42
2:E:27:ILE:O	2:E:62:THR:HA	2.19	0.42
2:E:89:PHE:CE1	2:E:100:ILE:HG13	2.55	0.42
2:D:89:PHE:CE1	2:D:100:ILE:HG13	2.55	0.42
1:B:508:ILE:HG23	1:B:536:TYR:CD1	2.54	0.42
2:F:29:THR:O	2:F:29:THR:HG22	2.19	0.42
1:B:731:GLU:CG	1:B:732:ILE:N	2.62	0.41
1:C:670:ILE:CD1	1:C:745:TYR:HA	2.50	0.41
1:C:657:ILE:HG12	1:C:756:ILE:HA	2.02	0.41
1:C:295:VAL:HG22	1:C:604:LEU:O	2.20	0.41
2:E:105:LEU:HD12	2:E:125:ILE:HD13	2.02	0.41
1:C:368:GLN:HG3	1:C:383:GLY:HA3	2.02	0.41
1:C:502:THR:O	1:C:505:LYS:HB3	2.20	0.41
1:A:666:ASN:O	1:A:670:ILE:HB	2.20	0.41
2:E:29:THR:O	2:E:29:THR:HG22	2.20	0.41
2:F:75:LYS:HD3	2:F:75:LYS:O	2.20	0.41
1:C:497:LEU:HD12	1:C:553:GLN:HG2	2.02	0.41
2:D:29:THR:HG22	2:D:29:THR:O	2.21	0.41
1:A:696:LYS:HD3	1:A:731:GLU:OE1	2.20	0.41
1:C:324:THR:CB	1:C:499:PRO:HA	2.51	0.41
2:F:27:ILE:O	2:F:62:THR:HA	2.21	0.41
1:C:527:LYS:HE2	2:F:145:MET:O	2.20	0.41
2:E:56:ASP:C	2:E:58:ASP:H	2.24	0.41
1:B:355:SER:HB2	1:B:371:SER:HA	2.02	0.41
1:C:661:ALA:C	1:C:663:PHE:N	2.74	0.41
1:A:581:GLN:HE21	1:A:628:PHE:HA	1.85	0.41
2:D:86:ARG:HA	2:D:138:TYR:HE1	1.85	0.41
2:D:45:GLU:O	2:D:49:GLN:HG2	2.21	0.41
1:C:787:THR:O	1:C:791:GLU:HG2	2.20	0.41
1:C:353:LYS:HG3	1:C:373:LYS:HD3	2.02	0.41
1:A:781:ASN:HB2	1:A:789:ASN:HA	2.02	0.41
2:D:27:ILE:O	2:D:62:THR:HA	2.21	0.41
1:A:658:PRO:HG3	1:A:752:LEU:HD22	2.01	0.41
1:C:629:ASN:HB3	1:C:632:TYR:CD2	2.55	0.41
1:B:720:ILE:HD12	1:B:724:ARG:NH2	2.35	0.41
1:C:657:ILE:HG23	1:C:658:PRO:HD2	2.02	0.41
1:C:657:ILE:CG1	1:C:759:GLN:HG2	2.38	0.41
1:B:789:ASN:C	1:B:791:GLU:N	2.74	0.41
1:A:636:ALA:O	1:A:640:LYS:HA	2.21	0.41

Continued on next page...

Continued from previous page...

Atom-1	Atom-2	Interatomic distance (Å)	Clash overlap (Å)
2:F:51:MET:C	2:F:53:ASN:H	2.22	0.41
1:B:761:GLN:O	1:B:765:THR:HG23	2.20	0.41
1:A:723:PHE:O	1:A:727:GLN:HG3	2.21	0.41
1:A:664:ILE:HD13	2:D:15:ALA:HB2	2.01	0.41
1:C:370:LEU:HD11	1:C:455:TYR:CE1	2.56	0.41
1:A:419:ILE:O	1:A:419:ILE:HG13	2.20	0.41
1:B:757:THR:HA	1:B:773:PHE:CE1	2.56	0.41
1:B:734:ASN:C	1:B:736:LEU:N	2.73	0.41
1:C:629:ASN:HD21	1:C:631:SER:HB2	1.86	0.41
1:A:581:GLN:HE21	1:A:629:ASN:H	1.67	0.41
1:B:777:TYR:CD1	1:B:780:LEU:HD12	2.55	0.41
1:B:529:VAL:HG23	1:B:530:THR:N	2.36	0.41
2:E:45:GLU:O	2:E:49:GLN:HG2	2.21	0.41
1:C:712:PHE:HB3	1:C:716:LYS:CG	2.51	0.41
1:A:700:TYR:O	1:A:703:ASP:HB2	2.20	0.41
2:F:65:PHE:O	2:F:69:LEU:HG	2.21	0.41
1:B:518:ASN:HA	1:B:518:ASN:HD22	1.63	0.41
2:D:86:ARG:HA	2:D:138:TYR:CE1	2.56	0.41
1:A:654:ILE:O	1:A:654:ILE:HG13	2.19	0.41
1:B:761:GLN:HA	1:B:761:GLN:NE2	2.35	0.41
2:D:64:ASP:OD1	2:D:67:GLU:HG3	2.20	0.41
1:B:322:LEU:N	1:B:322:LEU:HD23	2.36	0.41
2:E:20:ASP:O	2:E:22:ASP:N	2.47	0.41
1:C:349:ASN:ND2	1:C:349:ASN:N	2.54	0.41
1:C:718:ARG:O	1:C:722:ILE:HG13	2.21	0.41
2:D:72:MET:C	2:D:74:ARG:N	2.72	0.41
2:D:75:LYS:O	2:D:75:LYS:HD3	2.21	0.41
2:F:92:PHE:O	2:F:94:LYS:N	2.53	0.41
1:A:739:LYS:O	1:A:741:ILE:N	2.54	0.41
1:A:298:GLY:O	1:A:301:ALA:N	2.52	0.41
1:B:377:GLN:HG3	1:B:465:LEU:CD2	2.51	0.41
1:C:605:THR:HG21	1:C:611:THR:HA	2.02	0.41
1:B:564:VAL:O	1:B:567:THR:HB	2.21	0.41
1:C:623:ASP:OD1	2:F:94:LYS:HE2	2.21	0.41
1:C:319:ALA:O	1:C:598:PRO:HA	2.21	0.41
1:A:442:TYR:O	1:A:458:LYS:HE3	2.21	0.41
1:B:456:LYS:HA	1:B:469:PHE:CE1	2.56	0.41
1:B:636:ALA:HA	1:B:637:PRO:HD3	1.86	0.41
1:A:401:ILE:HD13	1:A:478:ALA:HB2	2.02	0.41
1:B:605:THR:HG23	1:B:610:MET:HB3	2.04	0.40
1:A:321:GLU:OE2	1:A:559:ARG:NH2	2.54	0.40

Continued on next page...

Continued from previous page...

Atom-1	Atom-2	Interatomic distance (Å)	Clash overlap (Å)
2:F:5:THR:O	2:F:9:ILE:HG13	2.20	0.40
1:A:648:PRO:HA	1:A:651:LYS:HD2	2.03	0.40
1:A:794:GLN:O	1:A:797:ILE:HG13	2.21	0.40
1:A:629:ASN:HD21	1:A:631:SER:HB2	1.86	0.40
1:C:639:ASN:C	1:C:639:ASN:ND2	2.74	0.40
1:C:779:GLN:OE1	1:C:796:ILE:HG23	2.20	0.40
2:D:44:THR:HG22	2:D:47:GLU:CD	2.42	0.40
1:B:408:LEU:HA	1:B:408:LEU:HD23	1.76	0.40
2:D:144:MET:SD	2:D:145:MET:HE2	2.61	0.40
1:A:563:ALA:O	1:A:567:THR:HG23	2.20	0.40
1:A:776:LEU:HD12	1:A:776:LEU:N	2.36	0.40
1:B:327:LEU:N	1:B:327:LEU:HD12	2.36	0.40
2:E:99:TYR:CE2	2:E:137:ASN:HB3	2.56	0.40
1:B:646:THR:HG21	1:B:651:LYS:HZ3	1.87	0.40
2:D:76:MET:HA	2:D:79:THR:CG2	2.51	0.40
2:E:72:MET:O	2:E:74:ARG:N	2.54	0.40
1:B:621:GLY:HA2	2:E:94:LYS:O	2.21	0.40
2:D:12:PHE:CD1	2:D:39:LEU:HD21	2.55	0.40
1:A:740:GLN:H	1:A:740:GLN:CD	2.23	0.40
1:C:325:TYR:HB2	1:C:498:ALA:HB3	2.03	0.40
1:A:462:ILE:HG13	1:A:466:GLY:HA2	2.03	0.40
1:B:776:LEU:HD22	1:B:779:GLN:HG3	2.02	0.40
2:E:75:LYS:HD3	2:E:75:LYS:O	2.21	0.40
1:B:541:LYS:HA	1:B:542:PRO:HD3	1.93	0.40
2:D:50:ASP:OD1	2:D:51:MET:HG3	2.21	0.40

There are no symmetry-related clashes.

5.3 Torsion angles

5.3.1 Protein backbone

In the following table, the Percentiles column shows the percent Ramachandran outliers of the chain as a percentile score with respect to all X-ray entries followed by that with respect to entries of similar resolution.

The Analysed column shows the number of residues for which the backbone conformation was analysed, and the total number of residues.

Mol	Chain	Analysed	Favoured	Allowed	Outliers	Percentiles
1	A	479/510 (94%)	433 (90%)	42 (9%)	4 (1%)	24 66

Continued on next page...

Continued from previous page...

Mol	Chain	Analysed	Favoured	Allowed	Outliers	Percentiles	
1	B	457/510 (90%)	366 (80%)	67 (15%)	24 (5%)	2	14
1	C	499/510 (98%)	447 (90%)	42 (8%)	10 (2%)	9	41
2	D	141/148 (95%)	114 (81%)	19 (14%)	8 (6%)	2	12
2	E	141/148 (95%)	109 (77%)	24 (17%)	8 (6%)	2	12
2	F	141/148 (95%)	113 (80%)	21 (15%)	7 (5%)	3	15
All	All	1858/1974 (94%)	1582 (85%)	215 (12%)	61 (3%)	5	26

All (61) Ramachandran outliers are listed below:

Mol	Chain	Res	Type
1	B	566	TYR
1	B	571	GLY
1	C	510	GLN
1	C	520	PRO
1	C	694	VAL
2	E	93	ASP
1	A	294	ASP
1	A	298	GLY
1	A	787	THR
1	B	299	GLU
1	B	429	GLY
1	B	460	GLY
1	B	506	LYS
1	B	515	LYS
1	B	702	SER
1	B	704	TYR
1	B	734	ASN
1	B	735	VAL
1	C	663	PHE
1	B	428	ASN
1	B	526	GLN
1	B	527	LYS
1	C	521	ASN
2	D	73	ALA
2	D	76	MET
2	D	80	ASP
2	D	81	SER
2	E	73	ALA
2	E	76	MET
2	E	81	SER

Continued on next page...

Continued from previous page...

Mol	Chain	Res	Type
2	E	114	GLU
2	F	76	MET
2	F	81	SER
2	F	93	ASP
1	C	298	GLY
1	C	692	GLU
1	C	741	ILE
2	D	50	ASP
2	D	93	ASP
2	D	114	GLU
2	E	27	ILE
2	E	50	ASP
2	F	27	ILE
2	F	50	ASP
2	F	114	GLU
1	A	740	GLN
1	B	298	GLY
1	B	323	ASN
1	B	694	VAL
1	B	731	GLU
1	B	738	SER
1	C	677	GLY
2	D	27	ILE
2	F	80	ASP
1	C	438	ASN
2	E	80	ASP
1	B	537	GLY
1	B	649	ILE
1	B	547	GLY
1	B	519	THR
1	B	516	VAL

5.3.2 Protein sidechains ⓘ

In the following table, the Percentiles column shows the percent sidechain outliers of the chain as a percentile score with respect to all X-ray entries followed by that with respect to entries of similar resolution.

The Analysed column shows the number of residues for which the sidechain conformation was analysed, and the total number of residues.

Continued on next page...

Continued from previous page...

Mol	Chain	Analysed	Rotameric	Outliers	Percentiles	
1	A	433/455 (95%)	401 (93%)	32 (7%)	17	52
1	B	414/455 (91%)	374 (90%)	40 (10%)	10	37
1	C	448/455 (98%)	422 (94%)	26 (6%)	25	63
2	D	121/126 (96%)	114 (94%)	7 (6%)	25	63
2	E	121/126 (96%)	114 (94%)	7 (6%)	25	63
2	F	121/126 (96%)	115 (95%)	6 (5%)	30	70
All	All	1658/1743 (95%)	1540 (93%)	118 (7%)	18	54

All (118) residues with a non-rotameric sidechain are listed below:

Mol	Chain	Res	Type
1	A	295	VAL
1	A	323	ASN
1	A	349	ASN
1	A	373	LYS
1	A	385	LEU
1	A	401	ILE
1	A	406	ASP
1	A	438	ASN
1	A	445	ARG
1	A	447	SER
1	A	455	TYR
1	A	479	LYS
1	A	485	LEU
1	A	510	GLN
1	A	511	LYS
1	A	531	ASN
1	A	540	ARG
1	A	549	LEU
1	A	559	ARG
1	A	574	VAL
1	A	622	LYS
1	A	629	ASN
1	A	631	SER
1	A	639	ASN
1	A	646	THR
1	A	662	GLU
1	A	670	ILE

Continued on next page...

Continued from previous page...

Mol	Chain	Res	Type
1	A	710	HIS
1	A	737	LYS
1	A	775	LEU
1	A	780	LEU
1	A	782	PHE
1	B	320	ARG
1	B	322	LEU
1	B	332	ASN
1	B	336	THR
1	B	341	SER
1	B	353	LYS
1	B	376	GLN
1	B	389	LYS
1	B	406	ASP
1	B	415	GLU
1	B	434	LEU
1	B	447	SER
1	B	455	TYR
1	B	463	THR
1	B	464	VAL
1	B	480	ASN
1	B	485	LEU
1	B	510	GLN
1	B	526	GLN
1	B	536	TYR
1	B	540	ARG
1	B	544	SER
1	B	545	THR
1	B	551	ASN
1	B	552	TRP
1	B	557	LEU
1	B	570	THR
1	B	574	VAL
1	B	620	THR
1	B	629	ASN
1	B	631	SER
1	B	639	ASN
1	B	646	THR
1	B	711	ILE
1	B	712	PHE
1	B	727	GLN
1	B	729	TYR

Continued on next page...

Continued from previous page...

Mol	Chain	Res	Type
1	B	730	ASN
1	B	752	LEU
1	B	784	GLU
1	C	295	VAL
1	C	323	ASN
1	C	349	ASN
1	C	373	LYS
1	C	385	LEU
1	C	401	ILE
1	C	406	ASP
1	C	438	ASN
1	C	455	TYR
1	C	485	LEU
1	C	533	LEU
1	C	540	ARG
1	C	549	LEU
1	C	559	ARG
1	C	574	VAL
1	C	622	LYS
1	C	629	ASN
1	C	639	ASN
1	C	646	THR
1	C	650	THR
1	C	659	THR
1	C	666	ASN
1	C	737	LYS
1	C	775	LEU
1	C	780	LEU
1	C	782	PHE
2	D	14	GLU
2	D	18	LEU
2	D	74	ARG
2	D	76	MET
2	D	94	LYS
2	D	115	LYS
2	D	135	GLN
2	E	14	GLU
2	E	18	LEU
2	E	74	ARG
2	E	76	MET
2	E	82	GLU
2	E	105	LEU

Continued on next page...

Continued from previous page...

Mol	Chain	Res	Type
2	E	135	GLN
2	F	14	GLU
2	F	18	LEU
2	F	74	ARG
2	F	76	MET
2	F	105	LEU
2	F	135	GLN

Some sidechains can be flipped to improve hydrogen bonding and reduce clashes. All (78) such sidechains are listed below:

Mol	Chain	Res	Type
1	A	323	ASN
1	A	337	ASN
1	A	349	ASN
1	A	416	ASN
1	A	438	ASN
1	A	507	GLN
1	A	518	ASN
1	A	526	GLN
1	A	531	ASN
1	A	553	GLN
1	A	581	GLN
1	A	607	ASN
1	A	629	ASN
1	A	633	ASN
1	A	639	ASN
1	A	706	ASN
1	A	714	GLN
1	A	727	GLN
1	A	767	GLN
1	A	781	ASN
1	A	789	ASN
1	A	794	GLN
1	B	323	ASN
1	B	332	ASN
1	B	368	GLN
1	B	376	GLN
1	B	377	GLN
1	B	407	HIS
1	B	416	ASN
1	B	451	ASN
1	B	507	GLN

Continued on next page...

Continued from previous page...

Mol	Chain	Res	Type
1	B	518	ASN
1	B	521	ASN
1	B	526	GLN
1	B	551	ASN
1	B	553	GLN
1	B	629	ASN
1	B	639	ASN
1	B	655	ASN
1	B	709	ASN
1	B	730	ASN
1	B	759	GLN
1	B	761	GLN
1	B	766	HIS
1	C	323	ASN
1	C	337	ASN
1	C	349	ASN
1	C	376	GLN
1	C	377	GLN
1	C	416	ASN
1	C	438	ASN
1	C	507	GLN
1	C	510	GLN
1	C	518	ASN
1	C	526	GLN
1	C	553	GLN
1	C	581	GLN
1	C	607	ASN
1	C	629	ASN
1	C	633	ASN
1	C	639	ASN
1	C	655	ASN
1	C	666	ASN
1	C	706	ASN
1	C	714	GLN
1	C	727	GLN
1	C	758	ASN
1	C	761	GLN
1	C	781	ASN
1	C	789	ASN
1	C	794	GLN
2	D	8	GLN
2	D	41	GLN

Continued on next page...

Continued from previous page...

Mol	Chain	Res	Type
2	E	8	GLN
2	E	41	GLN
2	F	8	GLN
2	F	41	GLN
2	F	107	HIS

5.3.3 RNA [i](#)

There are no RNA molecules in this entry.

5.4 Non-standard residues in protein, DNA, RNA chains [i](#)

There are no non-standard protein/DNA/RNA residues in this entry.

5.5 Carbohydrates [i](#)

There are no carbohydrates in this entry.

5.6 Ligand geometry [i](#)

Of 12 ligands modelled in this entry, 9 are monoatomic - leaving 3 for Mogul analysis.

In the following table, the Counts columns list the number of bonds (or angles) for which Mogul statistics could be retrieved, the number of bonds (or angles) that are observed in the model and the number of bonds (or angles) that are defined in the chemical component dictionary. The Link column lists molecule types, if any, to which the group is linked. The Z score for a bond length (or angle) is the number of standard deviations the observed value is removed from the expected value. A bond length (or angle) with $|Z| > 2$ is considered an outlier worth inspection. RMSZ is the root-mean-square of all Z scores of the bond lengths (or angles).

Mol	Type	Chain	Res	Link	Bond lengths			Bond angles		
					Counts	RMSZ	$\# Z > 2$	Counts	RMSZ	$\# Z > 2$
5	APC	A	1139	-	25,33,33	2.04	8 (32%)	30,52,52	2.18	5 (16%)
5	APC	B	2139	-	25,33,33	1.95	6 (24%)	30,52,52	2.17	4 (13%)
5	APC	C	3139	-	25,33,33	1.75	6 (24%)	30,52,52	2.12	4 (13%)

In the following table, the Chirals column lists the number of chiral outliers, the number of chiral centers analysed, the number of these observed in the model and the number defined in the chemical component dictionary. Similar counts are reported in the Torsion and Rings columns. '-' means no outliers of that kind were identified.

Mol	Type	Chain	Res	Link	Chirals	Torsions	Rings
5	APC	A	1139	-	-	0/15/38/38	0/3/3/3
5	APC	B	2139	-	-	0/15/38/38	0/3/3/3
5	APC	C	3139	-	-	0/15/38/38	0/3/3/3

All (20) bond length outliers are listed below:

Mol	Chain	Res	Type	Atoms	Z	Observed(Å)	Ideal(Å)
5	B	2139	APC	C6-N6	-4.09	1.22	1.34
5	A	1139	APC	C6-N6	-4.08	1.22	1.34
5	C	3139	APC	C6-N6	-3.94	1.22	1.34
5	C	3139	APC	PB-O2B	-2.81	1.49	1.56
5	B	2139	APC	PB-O2B	-2.79	1.49	1.56
5	A	1139	APC	PB-O2B	-2.71	1.49	1.56
5	A	1139	APC	PG-O2G	-2.50	1.45	1.54
5	C	3139	APC	PG-O2G	-2.18	1.46	1.54
5	B	2139	APC	PG-O2G	-2.15	1.47	1.54
5	A	1139	APC	PA-O2A	-2.05	1.51	1.56
5	A	1139	APC	C4-N3	2.21	1.38	1.35
5	B	2139	APC	C2-N1	2.68	1.39	1.33
5	C	3139	APC	C2-N1	2.69	1.39	1.33
5	A	1139	APC	C2-N1	2.77	1.39	1.33
5	A	1139	APC	PA-O5'	3.07	1.60	1.57
5	C	3139	APC	PB-O3B	3.35	1.62	1.58
5	C	3139	APC	PA-O5'	3.75	1.61	1.57
5	B	2139	APC	PA-O5'	3.98	1.61	1.57
5	B	2139	APC	PB-O3B	5.17	1.64	1.58
5	A	1139	APC	PB-O3B	5.88	1.65	1.58

All (13) bond angle outliers are listed below:

Mol	Chain	Res	Type	Atoms	Z	Observed(°)	Ideal(°)
5	A	1139	APC	N3-C2-N1	-8.90	122.08	128.89
5	B	2139	APC	N3-C2-N1	-8.81	122.15	128.89
5	C	3139	APC	N3-C2-N1	-8.56	122.34	128.89
5	A	1139	APC	C2'-C1'-N9	2.25	117.73	114.29
5	C	3139	APC	O5'-PA-C3A	2.83	112.34	104.42
5	B	2139	APC	C4'-O4'-C1'	2.84	112.84	109.72
5	A	1139	APC	C4'-O4'-C1'	2.98	112.99	109.72
5	C	3139	APC	C4'-O4'-C1'	3.10	113.13	109.72
5	A	1139	APC	O5'-PA-C3A	3.11	113.14	104.42
5	B	2139	APC	O5'-PA-C3A	3.53	114.30	104.42
5	A	1139	APC	C2-N1-C6	4.99	127.69	118.77
5	B	2139	APC	C2-N1-C6	5.00	127.71	118.77

Continued on next page...

Continued from previous page...

Mol	Chain	Res	Type	Atoms	Z	Observed($^{\circ}$)	Ideal($^{\circ}$)
5	C	3139	APC	C2-N1-C6	5.05	127.79	118.77

There are no chirality outliers.

There are no torsion outliers.

There are no ring outliers.

3 monomers are involved in 6 short contacts:

Mol	Chain	Res	Type	Clashes	Symm-Clashes
5	A	1139	APC	2	0
5	B	2139	APC	3	0
5	C	3139	APC	1	0

5.7 Other polymers [i](#)

There are no such residues in this entry.

5.8 Polymer linkage issues [i](#)

There are no chain breaks in this entry.

6 Fit of model and data ⓘ

6.1 Protein, DNA and RNA chains ⓘ

In the following table, the column labelled ‘#RSRZ> 2’ contains the number (and percentage) of RSRZ outliers, followed by percent RSRZ outliers for the chain as percentile scores relative to all X-ray entries and entries of similar resolution. The OWAB column contains the minimum, median, 95th percentile and maximum values of the occupancy-weighted average B-factor per residue. The column labelled ‘Q< 0.9’ lists the number of (and percentage) of residues with an average occupancy less than 0.9.

Mol	Chain	Analysed	<RSRZ>	#RSRZ>2	OWAB(Å ²)	Q<0.9
1	A	485/510 (95%)	-0.34	5 (1%) 84 60	27, 57, 131, 158	16 (3%)
1	B	457/510 (89%)	-0.04	25 (5%) 29 11	29, 68, 147, 154	12 (2%)
1	C	491/510 (96%)	-0.23	11 (2%) 65 35	27, 61, 136, 160	19 (3%)
2	D	143/148 (96%)	0.66	22 (15%) 3 1	42, 122, 157, 165	0
2	E	143/148 (96%)	0.91	27 (18%) 2 1	59, 135, 161, 164	0
2	F	143/148 (96%)	0.60	23 (16%) 3 1	49, 129, 159, 164	0
All	All	1862/1974 (94%)	0.01	113 (6%) 25 9	27, 68, 153, 165	47 (2%)

All (113) RSRZ outliers are listed below:

Mol	Chain	Res	Type	RSRZ
2	E	19	PHE	8.2
2	F	57	ALA	7.1
2	E	21	LYS	6.8
1	B	773	PHE	6.0
2	F	29	THR	5.9
1	C	744	GLU	5.8
2	E	79	THR	5.5
2	D	56	ASP	5.2
2	D	57	ALA	5.2
2	D	79	THR	5.1
1	B	740	GLN	4.6
1	B	697	ILE	4.5
2	D	61	GLY	4.5
1	B	736	LEU	4.4
2	E	80	ASP	4.3
2	D	48	LEU	4.2
1	B	739	LYS	4.1
2	F	55	VAL	4.0
2	E	76	MET	4.0

Continued on next page...

Continued from previous page...

Mol	Chain	Res	Type	RSRZ
2	F	56	ASP	3.8
1	C	741	ILE	3.8
1	A	779	GLN	3.8
1	B	734	ASN	3.7
2	F	62	THR	3.7
2	D	19	PHE	3.6
2	E	59	GLY	3.6
1	B	741	ILE	3.6
2	E	61	GLY	3.6
2	E	55	VAL	3.6
2	E	12	PHE	3.5
2	D	65	PHE	3.5
2	E	71	MET	3.4
2	D	58	ASP	3.4
2	D	53	ASN	3.4
2	F	60	ASN	3.3
1	C	785	ASN	3.3
2	D	55	VAL	3.2
2	D	76	MET	3.2
1	B	658	PRO	3.2
2	F	53	ASN	3.2
1	B	757	THR	3.2
2	E	121	VAL	3.2
2	F	61	GLY	3.2
2	E	69	LEU	3.1
2	E	47	GLU	3.1
2	D	60	ASN	3.1
2	D	77	LYS	3.0
2	E	63	ILE	3.0
2	E	58	ASP	3.0
2	E	62	THR	3.0
1	A	784	GLU	3.0
2	F	19	PHE	3.0
2	D	24	ASP	2.9
2	D	69	LEU	2.9
2	E	51	MET	2.8
1	C	795	LYS	2.8
1	B	778	LYS	2.8
1	C	786	GLU	2.8
2	F	63	ILE	2.8
1	B	779	GLN	2.8
2	F	30	LYS	2.7

Continued on next page...

Continued from previous page...

Mol	Chain	Res	Type	RSRZ
1	A	785	ASN	2.7
1	B	766	HIS	2.7
1	B	775	LEU	2.7
1	B	785	ASN	2.7
2	E	20	ASP	2.6
2	F	51	MET	2.6
1	C	742	ALA	2.6
2	F	59	GLY	2.6
2	F	44	THR	2.6
1	B	774	LYS	2.6
1	B	705	TYR	2.5
2	D	13	LYS	2.5
1	B	758	ASN	2.5
2	E	60	ASN	2.5
2	F	24	ASP	2.5
1	A	741	ILE	2.5
1	B	737	LYS	2.5
2	F	46	ALA	2.4
2	F	76	MET	2.4
2	E	22	ASP	2.4
1	C	767	GLN	2.3
2	F	28	THR	2.3
2	F	27	ILE	2.3
2	D	43	PRO	2.3
2	F	43	PRO	2.3
1	B	702	SER	2.3
2	E	116	LEU	2.3
2	E	57	ALA	2.3
1	A	740	GLN	2.2
2	E	42	ASN	2.2
1	B	735	VAL	2.2
1	B	786	GLU	2.2
2	F	21	LYS	2.2
2	F	73	ALA	2.2
1	B	793	PHE	2.1
2	D	68	PHE	2.1
1	C	675	ASN	2.1
2	F	33	GLY	2.1
1	C	688	PHE	2.1
1	B	787	THR	2.1
2	D	46	ALA	2.1
1	B	780	LEU	2.1

Continued on next page...

Continued from previous page...

Mol	Chain	Res	Type	RSRZ
2	D	78	ASP	2.1
2	D	115	LYS	2.1
2	D	72	MET	2.1
2	E	11	GLU	2.1
2	E	77	LYS	2.1
2	E	78	ASP	2.0
1	C	740	GLN	2.0
2	E	26	THR	2.0
1	B	776	LEU	2.0
1	C	784	GLU	2.0

6.2 Non-standard residues in protein, DNA, RNA chains [i](#)

There are no non-standard protein/DNA/RNA residues in this entry.

6.3 Carbohydrates [i](#)

There are no carbohydrates in this entry.

6.4 Ligands [i](#)

In the following table, the Atoms column lists the number of modelled atoms in the group and the number defined in the chemical component dictionary. LLDF column lists the quality of electron density of the group with respect to its neighbouring residues in protein, DNA or RNA chains. The B-factors column lists the minimum, median, 95th percentile and maximum values of B factors of atoms in the group. The column labelled 'Q< 0.9' lists the number of atoms with occupancy less than 0.9.

Mol	Type	Chain	Res	Atoms	RSCC	RSR	LLDF	B-factors(Å ²)	Q<0.9
5	APC	A	1139	31/31	0.80	0.33	4.85	53,103,118,119	0
5	APC	B	2139	31/31	0.80	0.36	3.61	65,109,118,118	0
5	APC	C	3139	31/31	0.85	0.29	2.13	65,110,118,118	0
3	CA	D	800	1/1	0.95	0.24	0.74	57,57,57,57	0
3	CA	D	801	1/1	0.96	0.11	-1.16	58,58,58,58	0
3	CA	F	804	1/1	0.97	0.12	-1.63	58,58,58,58	0
3	CA	E	803	1/1	0.94	0.07	-1.76	84,84,84,84	0
3	CA	E	802	1/1	0.95	0.06	-2.93	93,93,93,93	0
3	CA	F	805	1/1	0.98	0.09	-3.27	66,66,66,66	0
4	YB	C	903	1/1	1.00	0.08	-	95,95,95,95	0
4	YB	A	901	1/1	0.99	0.12	-	85,85,85,85	0

Continued on next page...

Continued from previous page...

Mol	Type	Chain	Res	Atoms	RSCC	RSR	LLDF	B-factors(\AA^2)	Q<0.9
4	YB	B	902	1/1	0.98	0.10	-	101,101,101,101	0

6.5 Other polymers [i](#)

There are no such residues in this entry.