



Full wwPDB X-ray Structure Validation Report ⓘ

Jan 31, 2016 – 10:22 PM GMT

PDB ID : 1T8Y
Title : Crystal Structure of E.coli AMP Nucleosidase complexed with phosphate
Authors : Zhang, Y.; Cottet, S.E.; Ealick, S.E.
Deposited on : 2004-05-13
Resolution : 3.00 Å(reported)

This is a Full wwPDB X-ray Structure Validation Report for a publicly released PDB entry.
We welcome your comments at validation@mail.wwpdb.org
A user guide is available at
<http://wwpdb.org/validation/2016/XrayValidationReportHelp>
with specific help available everywhere you see the ⓘ symbol.

The following versions of software and data (see [references ⓘ](#)) were used in the production of this report:

MolProbity : 4.02b-467
Mogul : 1.7 (RC4), CSD as536be (2015)
Xtriage (Phenix) : **NOT EXECUTED**
EDS : **NOT EXECUTED**
Percentile statistics : 20151230.v01 (using entries in the PDB archive December 30th 2015)
Ideal geometry (proteins) : Engh & Huber (2001)
Ideal geometry (DNA, RNA) : Parkinson et al. (1996)
Validation Pipeline (wwPDB-VP) : trunk26865

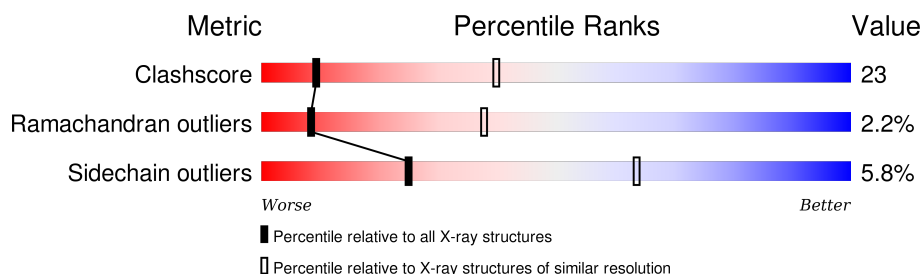
1 Overall quality at a glance

The following experimental techniques were used to determine the structure:

X-RAY DIFFRACTION

The reported resolution of this entry is 3.00 Å.

Percentile scores (ranging between 0-100) for global validation metrics of the entry are shown in the following graphic. The table shows the number of entries on which the scores are based.



Metric	Whole archive (#Entries)	Similar resolution (#Entries, resolution range(Å))
Clashscore	102246	1912 (3.00-3.00)
Ramachandran outliers	100387	1853 (3.00-3.00)
Sidechain outliers	100360	1856 (3.00-3.00)

The table below summarises the geometric issues observed across the polymeric chains and their fit to the electron density. The red, orange, yellow and green segments on the lower bar indicate the fraction of residues that contain outliers for ≥ 3 , 2, 1 and 0 types of geometric quality criteria. A grey segment represents the fraction of residues that are not modelled. The numeric value for each fraction is indicated below the corresponding segment, with a dot representing fractions $\leq 5\%$. The upper red bar (where present) indicates the fraction of residues that have poor fit to the electron density. The numeric value is given above the bar.

Note EDS was not executed.

Mol	Chain	Length	Quality of chain
1	A	484	 61% 31% • 5%
1	B	484	 60% 31% • 5%
1	C	484	 61% 31% • 5%
1	D	484	 58% 33% • 5%
1	E	484	 57% 35% • 5%
1	F	484	 57% 34% • 5%

2 Entry composition

There are 3 unique types of molecules in this entry. The entry contains 22005 atoms, of which 0 are hydrogens and 0 are deuteriums.

In the tables below, the ZeroOcc column contains the number of atoms modelled with zero occupancy, the AltConf column contains the number of residues with at least one atom in alternate conformation and the Trace column contains the number of residues modelled with at most 2 atoms.

- Molecule 1 is a protein called AMP nucleosidase.

Mol	Chain	Residues	Atoms						ZeroOcc	AltConf	Trace
1	A	461	Total	C	N	O	S	Se	0	0	0
			3648	2317	641	681	5	4			
1	B	461	Total	C	N	O	S	Se	0	0	0
			3648	2317	641	681	5	4			
1	C	461	Total	C	N	O	S	Se	0	0	0
			3648	2317	641	681	5	4			
1	D	461	Total	C	N	O	S	Se	0	0	0
			3648	2317	641	681	5	4			
1	E	461	Total	C	N	O	S	Se	0	0	0
			3648	2317	641	681	5	4			
1	F	461	Total	C	N	O	S	Se	0	0	0
			3648	2317	641	681	5	4			

There are 24 discrepancies between the modelled and reference sequences:

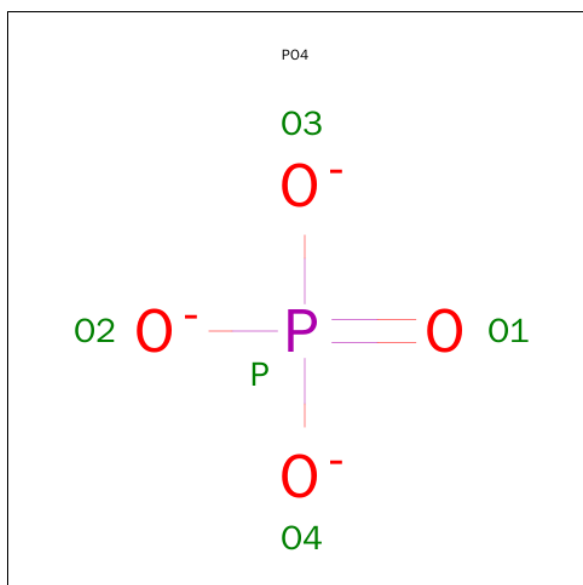
Chain	Residue	Modelled	Actual	Comment	Reference
A	138	MSE	MET	MODIFIED RESIDUE	UNP P15272
A	260	MSE	MET	MODIFIED RESIDUE	UNP P15272
A	302	MSE	MET	MODIFIED RESIDUE	UNP P15272
A	404	MSE	MET	MODIFIED RESIDUE	UNP P15272
B	138	MSE	MET	MODIFIED RESIDUE	UNP P15272
B	260	MSE	MET	MODIFIED RESIDUE	UNP P15272
B	302	MSE	MET	MODIFIED RESIDUE	UNP P15272
B	404	MSE	MET	MODIFIED RESIDUE	UNP P15272
C	138	MSE	MET	MODIFIED RESIDUE	UNP P15272
C	260	MSE	MET	MODIFIED RESIDUE	UNP P15272
C	302	MSE	MET	MODIFIED RESIDUE	UNP P15272
C	404	MSE	MET	MODIFIED RESIDUE	UNP P15272
D	138	MSE	MET	MODIFIED RESIDUE	UNP P15272
D	260	MSE	MET	MODIFIED RESIDUE	UNP P15272
D	302	MSE	MET	MODIFIED RESIDUE	UNP P15272
D	404	MSE	MET	MODIFIED RESIDUE	UNP P15272
E	138	MSE	MET	MODIFIED RESIDUE	UNP P15272

Continued on next page...

Continued from previous page...

Chain	Residue	Modelled	Actual	Comment	Reference
E	260	MSE	MET	MODIFIED RESIDUE	UNP P15272
E	302	MSE	MET	MODIFIED RESIDUE	UNP P15272
E	404	MSE	MET	MODIFIED RESIDUE	UNP P15272
F	138	MSE	MET	MODIFIED RESIDUE	UNP P15272
F	260	MSE	MET	MODIFIED RESIDUE	UNP P15272
F	302	MSE	MET	MODIFIED RESIDUE	UNP P15272
F	404	MSE	MET	MODIFIED RESIDUE	UNP P15272

- Molecule 2 is PHOSPHATE ION (three-letter code: PO4) (formula: O₄P).



Mol	Chain	Residues	Atoms	ZeroOcc	AltConf
2	F	1	Total O P 5 4 1	0	0
2	C	1	Total O P 5 4 1	0	0
2	B	1	Total O P 5 4 1	0	0
2	E	1	Total O P 5 4 1	0	0
2	D	1	Total O P 5 4 1	0	0
2	A	1	Total O P 5 4 1	0	0

- Molecule 3 is water.

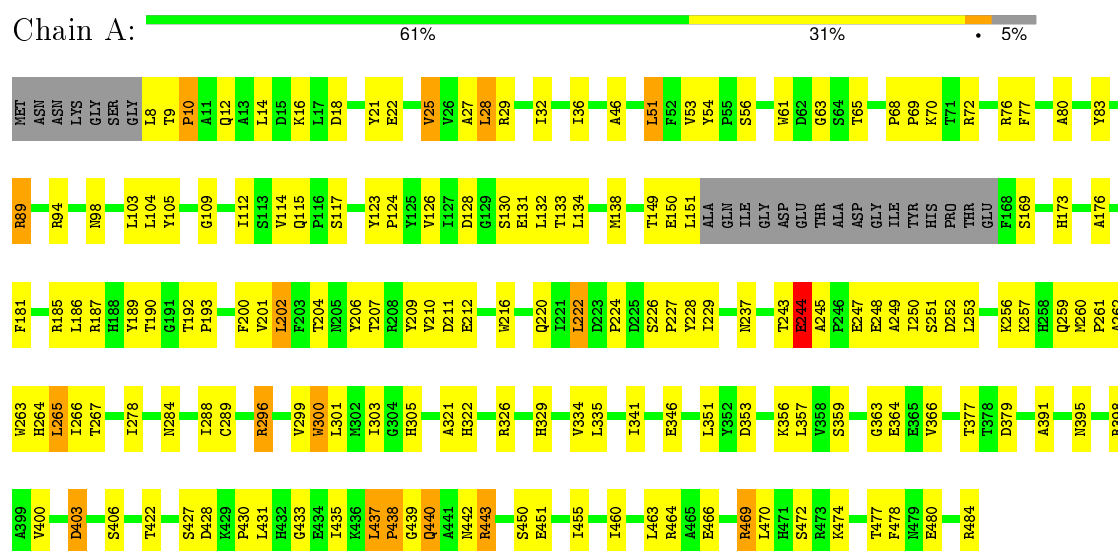
Mol	Chain	Residues	Atoms		ZeroOcc	AltConf
3	A	15	Total 15	O 15	0	0
3	B	21	Total 21	O 21	0	0
3	C	12	Total 12	O 12	0	0
3	D	13	Total 13	O 13	0	0
3	E	14	Total 14	O 14	0	0
3	F	12	Total 12	O 12	0	0

3 Residue-property plots

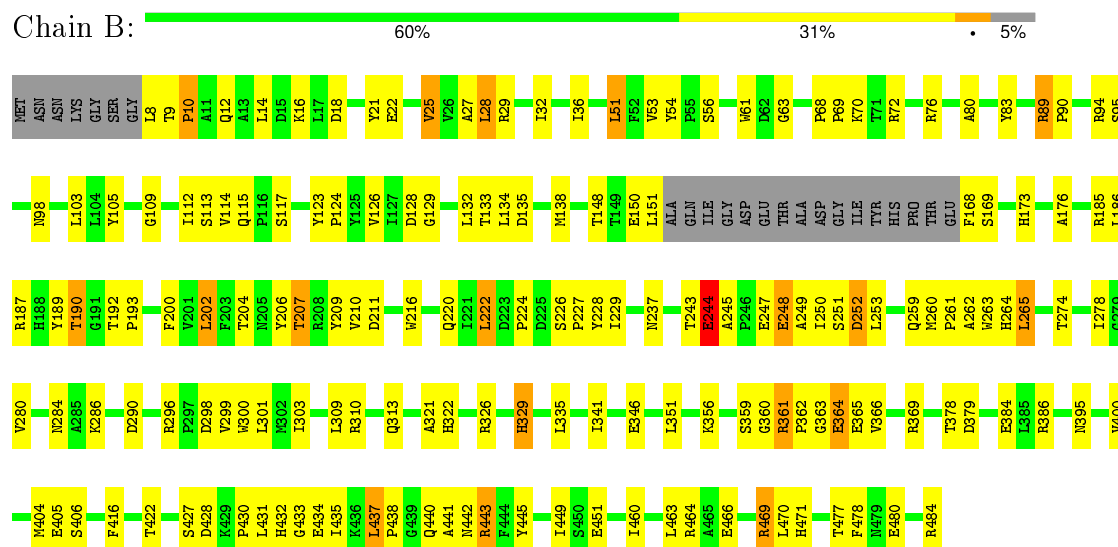
These plots are drawn for all protein, RNA and DNA chains in the entry. The first graphic for a chain summarises the proportions of errors displayed in the second graphic. The second graphic shows the sequence view annotated by issues in geometry and electron density. Residues are color-coded according to the number of geometric quality criteria for which they contain at least one outlier: green = 0, yellow = 1, orange = 2 and red = 3 or more. A red dot above a residue indicates a poor fit to the electron density ($RSRZ > 2$). Stretches of 2 or more consecutive residues without any outlier are shown as a green connector. Residues present in the sample, but not in the model, are shown in grey.

Note EDS was not executed.

• Molecule 1: AMP nucleosidase

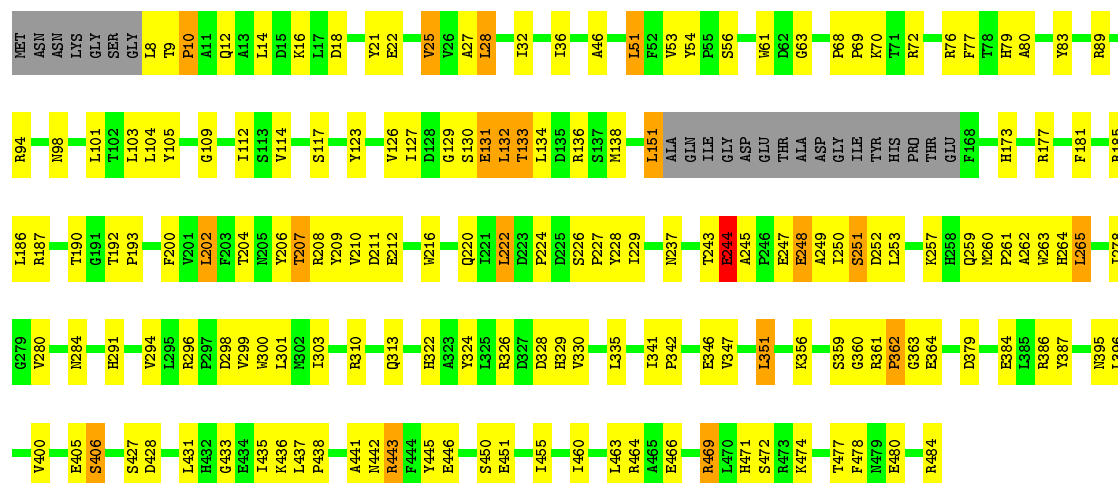


• Molecule 1: AMP nucleosidase



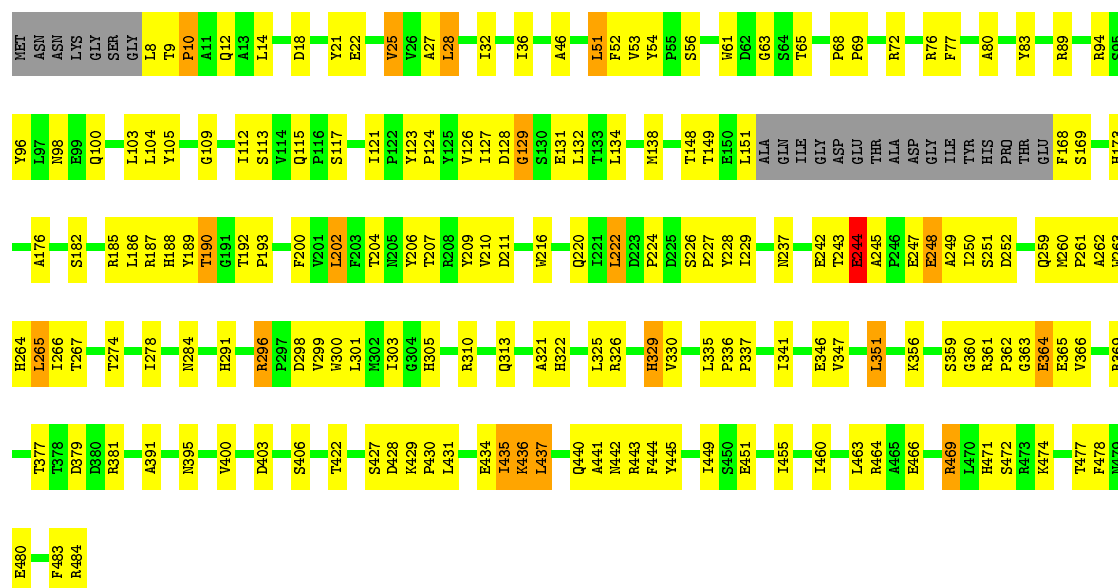
- Molecule 1: AMP nucleosidase

Chain C:  61% 31% 5%



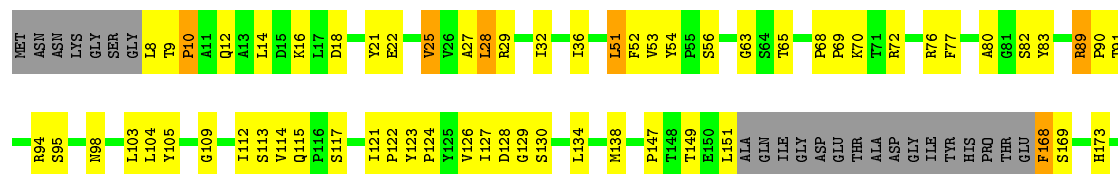
- Molecule 1: AMP nucleosidase

Chain D:  58% 33% • 5%



- Molecule 1: AMP nucleosidase

Chain E:  57% 35% 5%



4 Data and refinement statistics

Xtriage (Phenix) and EDS were not executed - this section will therefore be incomplete.

Property	Value	Source
Space group	I 4	Depositor
Cell constants a, b, c, α , β , γ	268.50 Å 268.50 Å 114.20 Å 90.00° 90.00° 90.00°	Depositor
Resolution (Å)	34.07 – 3.00	Depositor
% Data completeness (in resolution range)	96.0 (34.07-3.00)	Depositor
R_{merge}	(Not available)	Depositor
R_{sym}	(Not available)	Depositor
Refinement program	CNS 1.1	Depositor
R, R_{free}	0.221 , 0.243	Depositor
Estimated twinning fraction	No twinning to report.	Xtriage
Total number of atoms	22005	wwPDB-VP
Average B, all atoms (Å ²)	82.0	wwPDB-VP

5 Model quality [i](#)

5.1 Standard geometry [i](#)

Bond lengths and bond angles in the following residue types are not validated in this section: PO4

The Z score for a bond length (or angle) is the number of standard deviations the observed value is removed from the expected value. A bond length (or angle) with $|Z| > 5$ is considered an outlier worth inspection. RMSZ is the root-mean-square of all Z scores of the bond lengths (or angles).

Mol	Chain	Bond lengths		Bond angles	
		RMSZ	# Z >5	RMSZ	# Z >5
1	A	0.43	0/3738	0.64	0/5088
1	B	0.44	0/3738	0.64	0/5088
1	C	0.44	0/3738	0.66	0/5088
1	D	0.44	0/3738	0.64	0/5088
1	E	0.46	0/3738	0.64	0/5088
1	F	0.44	0/3738	0.65	0/5088
All	All	0.44	0/22428	0.64	0/30528

There are no bond length outliers.

There are no bond angle outliers.

There are no chirality outliers.

There are no planarity outliers.

5.2 Too-close contacts [i](#)

In the following table, the Non-H and H(model) columns list the number of non-hydrogen atoms and hydrogen atoms in the chain respectively. The H(added) column lists the number of hydrogen atoms added and optimized by MolProbity. The Clashes column lists the number of clashes within the asymmetric unit, whereas Symm-Clashes lists symmetry related clashes.

Mol	Chain	Non-H	H(model)	H(added)	Clashes	Symm-Clashes
1	A	3648	0	3576	171	0
1	B	3648	0	3576	177	0
1	C	3648	0	3576	176	0
1	D	3648	0	3576	176	0
1	E	3648	0	3576	178	0
1	F	3648	0	3576	199	0
2	A	5	0	0	0	0

Continued on next page...

Continued from previous page...

Mol	Chain	Non-H	H(model)	H(added)	Clashes	Symm-Clashes
2	B	5	0	0	0	0
2	C	5	0	0	0	0
2	D	5	0	0	0	0
2	E	5	0	0	1	0
2	F	5	0	0	1	0
3	A	15	0	0	1	0
3	B	21	0	0	1	0
3	C	12	0	0	2	0
3	D	13	0	0	1	0
3	E	14	0	0	1	0
3	F	12	0	0	1	0
All	All	22005	0	21456	987	0

The all-atom clashscore is defined as the number of clashes found per 1000 atoms (including hydrogen atoms). The all-atom clashscore for this structure is 23.

All (987) close contacts within the same asymmetric unit are listed below, sorted by their clash magnitude.

Atom-1	Atom-2	Interatomic distance (Å)	Clash overlap (Å)
1:B:443:ARG:HH11	1:B:443:ARG:HB3	1.20	1.05
1:E:192:THR:HG21	1:E:264:HIS:NE2	1.72	1.05
1:C:192:THR:HG21	1:C:264:HIS:NE2	1.75	1.02
1:A:131:GLU:HB2	1:B:441:ALA:HB3	1.41	1.02
1:C:151:LEU:H	1:C:151:LEU:HD22	1.22	1.02
1:A:192:THR:HG21	1:A:264:HIS:NE2	1.75	1.01
1:F:192:THR:HG21	1:F:264:HIS:NE2	1.76	1.00
1:B:192:THR:HG21	1:B:264:HIS:NE2	1.77	0.99
1:E:36:ILE:HA	1:E:138:MSE:HE1	1.40	0.99
1:E:190:THR:CG2	1:E:192:THR:HB	1.93	0.98
1:C:190:THR:CG2	1:C:192:THR:HB	1.95	0.96
1:D:190:THR:CG2	1:D:192:THR:HB	1.95	0.96
1:A:190:THR:CG2	1:A:192:THR:HB	1.99	0.92
1:C:18:ASP:O	1:C:22:GLU:HG2	1.70	0.92
1:D:469:ARG:HH21	1:E:364:GLU:HB3	1.35	0.90
1:F:190:THR:CG2	1:F:192:THR:HB	2.01	0.90
1:D:192:THR:HG21	1:D:264:HIS:NE2	1.86	0.90
1:F:192:THR:HG21	1:F:264:HIS:HE2	1.35	0.90
1:B:190:THR:CG2	1:B:192:THR:HB	2.01	0.89
1:A:202:LEU:HD13	1:A:460:ILE:HD11	1.55	0.89
1:F:18:ASP:O	1:F:22:GLU:HG2	1.72	0.89
1:A:190:THR:HG22	1:A:192:THR:HB	1.55	0.88

Continued on next page...

Continued from previous page...

Atom-1	Atom-2	Interatomic distance (Å)	Clash overlap (Å)
1:A:36:ILE:HA	1:A:138:MSE:HE1	1.55	0.88
1:E:18:ASP:O	1:E:22:GLU:HG2	1.74	0.87
1:F:202:LEU:HD13	1:F:460:ILE:HD11	1.53	0.87
1:C:36:ILE:HA	1:C:138:MSE:HE1	1.54	0.87
1:C:190:THR:HG22	1:C:192:THR:HB	1.56	0.87
1:E:361:ARG:HB2	1:E:361:ARG:NH1	1.90	0.85
1:E:441:ALA:HB3	1:F:131:GLU:HB2	1.59	0.84
1:E:186:LEU:O	1:E:190:THR:HB	1.77	0.84
1:E:202:LEU:HD13	1:E:460:ILE:HD11	1.58	0.84
1:B:186:LEU:O	1:B:190:THR:HB	1.78	0.84
1:A:435:ILE:HG21	1:B:185:ARG:HH22	1.40	0.84
1:A:18:ASP:O	1:A:22:GLU:HG2	1.79	0.83
1:C:384:GLU:HB3	1:D:151:LEU:HD21	1.61	0.82
1:B:18:ASP:O	1:B:22:GLU:HG2	1.78	0.82
1:B:469:ARG:HH21	1:C:364:GLU:HB3	1.44	0.82
1:E:190:THR:HG22	1:E:192:THR:HB	1.61	0.82
1:D:395:ASN:HD22	1:E:478:PHE:HD1	1.29	0.81
1:A:186:LEU:O	1:A:190:THR:HB	1.80	0.81
1:B:36:ILE:HA	1:B:138:MSE:HE1	1.63	0.81
1:D:18:ASP:O	1:D:22:GLU:HG2	1.79	0.81
1:D:190:THR:HG22	1:D:192:THR:HB	1.61	0.80
1:F:36:ILE:HA	1:F:138:MSE:HE1	1.64	0.80
1:C:186:LEU:O	1:C:190:THR:HB	1.82	0.80
1:A:437:LEU:HD13	1:A:440:GLN:OE1	1.83	0.79
1:B:202:LEU:HD13	1:B:460:ILE:HD11	1.63	0.79
1:F:134:LEU:HD23	1:F:138:MSE:HB3	1.65	0.78
1:B:72:ARG:NH1	1:B:103:LEU:HD22	1.98	0.78
1:A:326:ARG:HG2	1:A:326:ARG:HH11	1.49	0.78
1:C:72:ARG:NH1	1:C:103:LEU:HD22	1.99	0.78
1:B:190:THR:HG22	1:B:192:THR:HB	1.65	0.78
1:F:32:ILE:HD11	1:F:123:TYR:HB2	1.66	0.77
1:B:443:ARG:HH11	1:B:443:ARG:CB	1.95	0.77
1:D:395:ASN:HD21	1:E:478:PHE:H	1.32	0.77
1:B:469:ARG:NH2	1:C:364:GLU:HB3	2.00	0.77
1:A:185:ARG:HH22	1:B:435:ILE:HG21	1.48	0.77
1:F:127:ILE:HD13	1:F:132:LEU:HG	1.67	0.76
1:D:186:LEU:O	1:D:190:THR:HB	1.84	0.76
1:D:72:ARG:NH1	1:D:103:LEU:HD22	2.01	0.76
1:D:207:THR:O	1:D:210:VAL:HG22	1.86	0.76
1:C:32:ILE:HD11	1:C:123:TYR:HB2	1.67	0.76
1:F:440:GLN:HG2	1:F:441:ALA:H	1.49	0.76

Continued on next page...

Continued from previous page...

Atom-1	Atom-2	Interatomic distance (Å)	Clash overlap (Å)
1:F:436:LYS:HG3	1:F:442:ASN:HD22	1.49	0.76
1:F:430:PRO:HA	1:F:435:ILE:HG12	1.66	0.76
1:E:441:ALA:CB	1:F:131:GLU:HB2	2.15	0.76
1:B:469:ARG:HG2	1:B:469:ARG:HH11	1.51	0.75
1:A:132:LEU:HB3	1:A:134:LEU:HD13	1.68	0.75
1:B:395:ASN:ND2	1:C:478:PHE:H	1.85	0.75
1:E:134:LEU:HD23	1:E:138:MSE:HB3	1.68	0.75
1:A:469:ARG:HG2	1:A:469:ARG:HH11	1.52	0.75
1:A:443:ARG:HH21	1:B:135:ASP:HA	1.53	0.74
1:F:190:THR:HG22	1:F:192:THR:HB	1.68	0.74
1:F:192:THR:HG21	1:F:264:HIS:CD2	2.23	0.74
1:D:395:ASN:ND2	1:E:478:PHE:H	1.86	0.73
1:F:186:LEU:O	1:F:190:THR:HB	1.87	0.73
1:B:395:ASN:HD21	1:C:478:PHE:H	1.34	0.72
1:D:134:LEU:HD23	1:D:138:MSE:HB3	1.71	0.72
1:B:478:PHE:H	1:C:395:ASN:HD21	1.37	0.72
1:A:437:LEU:HD12	1:A:437:LEU:H	1.55	0.72
1:D:202:LEU:HD13	1:D:460:ILE:HD11	1.69	0.72
1:B:478:PHE:H	1:C:395:ASN:ND2	1.88	0.72
1:A:472:SER:OG	1:A:474:LYS:HG3	1.89	0.72
1:B:469:ARG:HH21	1:C:364:GLU:CB	2.01	0.72
1:B:134:LEU:HD23	1:B:138:MSE:HB3	1.72	0.71
1:E:228:TYR:CG	1:E:265:LEU:HD13	2.25	0.71
1:A:32:ILE:HD11	1:A:123:TYR:HB2	1.69	0.71
1:E:72:ARG:NH1	1:E:103:LEU:HD22	2.06	0.71
1:D:326:ARG:HG2	1:D:326:ARG:HH11	1.56	0.71
1:A:395:ASN:HD22	1:F:478:PHE:HD1	1.38	0.71
1:C:437:LEU:HD23	1:D:188:HIS:CD2	2.26	0.71
1:B:192:THR:HG21	1:B:264:HIS:CD2	2.25	0.70
1:D:437:LEU:HD13	1:D:440:GLN:HG3	1.72	0.70
1:F:207:THR:O	1:F:210:VAL:HG22	1.92	0.70
1:E:361:ARG:HB2	1:E:361:ARG:HH11	1.57	0.69
1:D:127:ILE:HD13	1:D:132:LEU:HG	1.74	0.69
1:E:469:ARG:HG2	1:E:469:ARG:HH11	1.56	0.69
1:A:134:LEU:HD23	1:A:138:MSE:HB3	1.75	0.69
1:E:27:ALA:HB1	1:E:51:LEU:CD2	2.22	0.69
1:B:32:ILE:HD11	1:B:123:TYR:HB2	1.74	0.69
1:D:364:GLU:HB3	1:E:469:ARG:HH21	1.58	0.68
1:C:202:LEU:HD13	1:C:460:ILE:HD11	1.75	0.68
1:E:192:THR:HG21	1:E:264:HIS:CD2	2.28	0.68
1:E:63:GLY:HA3	1:E:80:ALA:HB2	1.75	0.68

Continued on next page...

Continued from previous page...

Atom-1	Atom-2	Interatomic distance (Å)	Clash overlap (Å)
1:C:192:THR:HG21	1:C:264:HIS:CD2	2.28	0.68
1:D:192:THR:HG21	1:D:264:HIS:CD2	2.28	0.68
1:C:36:ILE:HA	1:C:138:MSE:CE	2.23	0.68
1:E:207:THR:O	1:E:210:VAL:HG22	1.94	0.68
1:B:259:GLN:O	1:B:260:MSE:HG3	1.94	0.68
1:B:478:PHE:HD1	1:C:395:ASN:HD22	1.41	0.68
1:A:190:THR:HG23	1:A:262:ALA:HB3	1.74	0.67
1:C:134:LEU:HD23	1:C:138:MSE:HB3	1.75	0.67
1:E:228:TYR:CD1	1:E:265:LEU:HD13	2.29	0.67
1:A:477:THR:HB	1:F:395:ASN:HD21	1.58	0.67
1:D:436:LYS:HG3	1:D:442:ASN:ND2	2.09	0.67
1:A:259:GLN:O	1:A:260:MSE:HG3	1.94	0.67
1:C:469:ARG:HG2	1:C:469:ARG:HH11	1.60	0.67
1:D:63:GLY:HA3	1:D:80:ALA:HB2	1.77	0.67
1:F:9:THR:HG23	1:F:12:GLN:NE2	2.10	0.67
1:F:220:GLN:O	1:F:226:SER:HB3	1.95	0.66
1:C:228:TYR:CG	1:C:265:LEU:HD13	2.30	0.66
1:C:259:GLN:O	1:C:260:MSE:HG3	1.93	0.66
1:C:187:ARG:HG3	1:C:187:ARG:HH11	1.60	0.66
1:B:27:ALA:HB1	1:B:51:LEU:CD2	2.25	0.66
1:A:395:ASN:HD21	1:F:478:PHE:H	1.42	0.66
1:D:469:ARG:HH11	1:D:469:ARG:HG2	1.61	0.66
1:A:395:ASN:ND2	1:F:478:PHE:H	1.94	0.66
1:B:329:HIS:HD2	1:B:379:ASP:OD2	1.79	0.66
1:B:395:ASN:HD22	1:C:478:PHE:HD1	1.43	0.65
1:A:359:SER:HA	1:A:451:GLU:OE1	1.97	0.65
1:D:478:PHE:H	1:E:395:ASN:HD21	1.43	0.65
1:C:27:ALA:HB1	1:C:51:LEU:CD2	2.25	0.65
1:A:27:ALA:HB1	1:A:51:LEU:CD2	2.25	0.65
1:B:443:ARG:NH1	1:B:443:ARG:HB3	2.04	0.65
1:F:151:LEU:HD22	1:F:151:LEU:H	1.62	0.65
1:D:259:GLN:O	1:D:260:MSE:HG3	1.97	0.65
1:D:478:PHE:HD1	1:E:395:ASN:HD22	1.46	0.64
1:E:440:GLN:O	1:E:442:ASN:N	2.28	0.64
1:D:36:ILE:HA	1:D:138:MSE:HE1	1.78	0.64
1:D:83:TYR:HA	1:D:169:SER:O	1.98	0.64
1:E:190:THR:HG23	1:E:262:ALA:HB3	1.79	0.64
1:C:260:MSE:HG2	1:C:278:ILE:HA	1.79	0.64
1:B:326:ARG:HH11	1:B:326:ARG:HG2	1.63	0.64
1:C:190:THR:HG23	1:C:262:ALA:HB3	1.80	0.64
1:F:132:LEU:HB3	1:F:134:LEU:HD13	1.80	0.64

Continued on next page...

Continued from previous page...

Atom-1	Atom-2	Interatomic distance (Å)	Clash overlap (Å)
1:F:440:GLN:HG2	1:F:441:ALA:N	2.13	0.64
1:E:36:ILE:HA	1:E:138:MSE:CE	2.21	0.64
1:C:151:LEU:HD22	1:C:151:LEU:N	2.05	0.63
1:F:326:ARG:HH11	1:F:326:ARG:HG2	1.63	0.63
1:E:185:ARG:HH22	1:F:435:ILE:HG22	1.62	0.63
1:B:364:GLU:HB3	1:C:469:ARG:HH21	1.64	0.63
1:A:105:TYR:O	1:A:109:GLY:HA2	1.98	0.63
1:D:360:GLY:O	1:D:362:PRO:HD3	1.99	0.63
1:E:228:TYR:HB3	1:E:265:LEU:HD22	1.80	0.63
1:F:27:ALA:HB1	1:F:51:LEU:CD2	2.28	0.63
1:E:222:LEU:O	1:E:224:PRO:HD3	1.97	0.63
1:E:326:ARG:HG2	1:E:326:ARG:HH11	1.64	0.63
1:F:63:GLY:HA3	1:F:80:ALA:HB2	1.80	0.63
1:C:63:GLY:HA3	1:C:80:ALA:HB2	1.80	0.63
1:B:469:ARG:HH21	1:C:364:GLU:CG	2.10	0.63
1:D:227:PRO:O	1:D:229:ILE:HG23	1.99	0.63
1:D:364:GLU:HB3	1:E:469:ARG:NH2	2.14	0.63
1:A:192:THR:HG21	1:A:264:HIS:CD2	2.34	0.62
1:E:463:LEU:O	1:E:466:GLU:HB2	2.00	0.62
1:A:63:GLY:HA3	1:A:80:ALA:HB2	1.81	0.62
1:B:190:THR:HG23	1:B:262:ALA:HB3	1.81	0.62
1:B:28:LEU:HD13	1:B:126:VAL:HG21	1.81	0.62
1:D:8:LEU:HB3	1:D:112:ILE:O	2.00	0.62
1:D:228:TYR:HB3	1:D:265:LEU:HD22	1.80	0.62
1:F:296:ARG:HD3	1:F:484:ARG:OXT	2.00	0.62
1:B:469:ARG:NH1	1:B:469:ARG:HG2	2.13	0.62
1:B:361:ARG:HG2	1:B:365:GLU:CD	2.19	0.62
1:B:63:GLY:HA3	1:B:80:ALA:HB2	1.82	0.62
1:B:310:ARG:H	1:B:313:GLN:NE2	1.98	0.62
1:E:237:ASN:HD21	1:E:248:GLU:HB2	1.65	0.62
1:D:469:ARG:NH2	1:E:364:GLU:HB3	2.12	0.62
1:F:228:TYR:CG	1:F:265:LEU:HD13	2.35	0.62
1:A:8:LEU:HD12	1:A:9:THR:H	1.64	0.62
1:B:228:TYR:CG	1:B:265:LEU:HD13	2.34	0.62
1:B:286:LYS:NZ	1:B:290:ASP:OD1	2.32	0.62
1:D:132:LEU:HB3	1:D:134:LEU:HD13	1.82	0.62
1:A:77:PHE:CE2	1:A:104:LEU:HD22	2.34	0.62
1:F:463:LEU:O	1:F:466:GLU:HB2	1.99	0.61
1:B:361:ARG:HH11	1:B:361:ARG:HB2	1.64	0.61
1:E:8:LEU:HD12	1:E:9:THR:H	1.64	0.61
1:C:151:LEU:H	1:C:151:LEU:CD2	2.03	0.61

Continued on next page...

Continued from previous page...

Atom-1	Atom-2	Interatomic distance (Å)	Clash overlap (Å)
1:D:9:THR:HB	1:D:10:PRO:HD2	1.82	0.61
1:E:253:LEU:HD13	1:F:252:ASP:OD1	2.01	0.61
1:D:478:PHE:H	1:E:395:ASN:ND2	1.98	0.61
1:A:469:ARG:HG2	1:A:469:ARG:NH1	2.14	0.61
1:D:190:THR:HG21	1:D:192:THR:HB	1.83	0.61
1:C:326:ARG:HG2	1:C:326:ARG:HH11	1.65	0.61
1:E:190:THR:HG21	1:E:192:THR:HB	1.82	0.61
1:A:21:TYR:O	1:A:25:VAL:HG12	2.01	0.61
1:E:27:ALA:HB1	1:E:51:LEU:HD21	1.82	0.60
1:B:363:GLY:O	1:B:366:VAL:HG22	2.01	0.60
1:B:245:ALA:HB1	1:B:247:GLU:OE1	2.01	0.60
1:E:185:ARG:NH2	1:F:435:ILE:HG22	2.16	0.60
1:A:185:ARG:NH2	1:B:435:ILE:HG21	2.16	0.60
1:A:478:PHE:H	1:F:395:ASN:ND2	1.99	0.60
1:D:32:ILE:HD11	1:D:123:TYR:HB2	1.83	0.60
1:B:105:TYR:O	1:B:109:GLY:HA2	2.01	0.60
1:A:53:VAL:HG13	1:A:117:SER:OG	2.01	0.60
1:E:259:GLN:O	1:E:260:MSE:HG3	2.01	0.60
1:E:356:LYS:HE2	1:E:363:GLY:H	1.67	0.60
1:E:9:THR:HB	1:E:10:PRO:HD2	1.82	0.60
1:F:206:TYR:HB3	1:F:209:TYR:CD2	2.36	0.60
1:F:259:GLN:O	1:F:260:MSE:HG3	2.01	0.60
1:C:216:TRP:O	1:C:220:GLN:HG2	2.00	0.60
1:A:187:ARG:HG3	1:A:187:ARG:HH11	1.65	0.60
1:D:364:GLU:H	1:D:364:GLU:CD	2.05	0.60
1:E:220:GLN:O	1:E:226:SER:HB3	2.02	0.60
1:E:14:LEU:HD13	1:E:94:ARG:HD3	1.83	0.60
1:A:437:LEU:O	1:A:439:GLY:N	2.34	0.59
1:D:335:LEU:HD21	1:D:341:ILE:HD11	1.84	0.59
1:F:216:TRP:O	1:F:220:GLN:HG2	2.03	0.59
1:E:173:HIS:HE1	1:E:480:GLU:OE2	1.85	0.59
1:D:27:ALA:HB1	1:D:51:LEU:CD2	2.32	0.59
1:F:253:LEU:HD21	1:F:257:LYS:NZ	2.16	0.59
1:D:105:TYR:O	1:D:109:GLY:HA2	2.01	0.59
1:D:21:TYR:O	1:D:25:VAL:HG12	2.02	0.59
1:A:220:GLN:O	1:A:226:SER:HB3	2.02	0.59
1:A:228:TYR:CG	1:A:265:LEU:HD13	2.37	0.59
1:A:435:ILE:HG21	1:B:185:ARG:NH2	2.13	0.59
1:F:228:TYR:HB3	1:F:265:LEU:HD22	1.84	0.59
1:A:56:SER:HB2	1:A:117:SER:HB3	1.85	0.59
1:A:204:THR:HG22	1:A:303:ILE:O	2.01	0.59

Continued on next page...

Continued from previous page...

Atom-1	Atom-2	Interatomic distance (Å)	Clash overlap (Å)
1:D:192:THR:HG23	1:D:193:PRO:HD2	1.85	0.59
1:D:329:HIS:HD2	1:D:379:ASP:OD2	1.85	0.59
1:C:9:THR:HG22	1:C:105:TYR:OH	2.02	0.59
1:E:21:TYR:O	1:E:25:VAL:HG12	2.03	0.59
1:B:132:LEU:HB3	1:B:134:LEU:CD1	2.33	0.58
1:F:173:HIS:HE1	1:F:480:GLU:OE2	1.84	0.58
1:A:72:ARG:NH1	1:A:103:LEU:HD22	2.19	0.58
1:F:335:LEU:HD21	1:F:341:ILE:HD11	1.86	0.58
1:C:329:HIS:HD2	1:C:379:ASP:OD2	1.86	0.58
1:B:134:LEU:HB3	1:B:138:MSE:HB3	1.85	0.58
1:A:335:LEU:HD21	1:A:341:ILE:HD11	1.84	0.58
1:A:329:HIS:HD2	1:A:379:ASP:OD2	1.87	0.58
1:D:437:LEU:HD12	1:D:437:LEU:H	1.67	0.58
1:E:8:LEU:HD12	1:E:9:THR:N	2.19	0.58
1:D:190:THR:HG23	1:D:262:ALA:HB3	1.85	0.58
1:A:440:GLN:HE21	1:A:440:GLN:HA	1.69	0.58
1:D:244:GLU:HG2	1:D:245:ALA:H	1.69	0.58
1:A:443:ARG:HD3	1:B:133:THR:CG2	2.34	0.58
1:C:463:LEU:O	1:C:466:GLU:HB2	2.03	0.58
1:C:220:GLN:O	1:C:226:SER:HB3	2.03	0.58
1:E:384:GLU:HB3	1:F:151:LEU:HG	1.85	0.58
1:A:244:GLU:CD	1:A:244:GLU:N	2.57	0.58
1:D:14:LEU:HD11	1:D:98:ASN:HB2	1.86	0.58
1:B:200:PHE:CZ	1:B:464:ARG:HG3	2.39	0.58
1:B:469:ARG:NH2	1:C:364:GLU:OE1	2.37	0.58
1:A:463:LEU:HD22	1:A:470:LEU:HD13	1.86	0.58
1:E:14:LEU:HD11	1:E:98:ASN:HB2	1.86	0.58
1:E:244:GLU:HG2	1:E:245:ALA:H	1.69	0.58
1:E:359:SER:HA	1:E:451:GLU:OE1	2.03	0.58
1:B:220:GLN:O	1:B:226:SER:HB3	2.04	0.58
1:B:227:PRO:O	1:B:229:ILE:HG23	2.03	0.58
1:C:244:GLU:N	1:C:244:GLU:CD	2.57	0.58
1:D:364:GLU:OE1	1:E:469:ARG:NH2	2.37	0.57
1:A:53:VAL:HG12	1:A:54:TYR:O	2.04	0.57
1:E:296:ARG:HD3	1:E:484:ARG:OXT	2.04	0.57
1:A:132:LEU:HB3	1:A:134:LEU:CD1	2.33	0.57
1:A:326:ARG:HG2	1:A:326:ARG:NH1	2.19	0.57
1:F:208:ARG:HD3	1:F:446:GLU:OE1	2.04	0.57
1:A:151:LEU:HD21	1:B:435:ILE:HD11	1.86	0.57
1:C:435:ILE:HG21	1:D:185:ARG:HH22	1.68	0.57
1:F:469:ARG:HG2	1:F:469:ARG:HH11	1.70	0.57

Continued on next page...

Continued from previous page...

Atom-1	Atom-2	Interatomic distance (Å)	Clash overlap (Å)
1:C:359:SER:HA	1:C:451:GLU:OE1	2.05	0.57
1:F:280:VAL:HA	1:F:405:GLU:OE2	2.05	0.57
1:A:466:GLU:O	1:A:469:ARG:HB2	2.05	0.57
1:E:244:GLU:N	1:E:244:GLU:OE2	2.38	0.57
1:A:200:PHE:CZ	1:A:464:ARG:HG3	2.39	0.57
1:C:173:HIS:HE1	1:C:480:GLU:OE2	1.87	0.57
1:B:237:ASN:HD21	1:B:248:GLU:HB2	1.70	0.57
1:F:346:GLU:H	1:F:346:GLU:CD	2.07	0.57
1:C:9:THR:HB	1:C:10:PRO:HD2	1.85	0.56
1:C:228:TYR:HB3	1:C:265:LEU:HD22	1.87	0.56
1:F:361:ARG:HB3	1:F:365:GLU:CD	2.26	0.56
1:E:91:THR:HB	3:E:515:HOH:O	2.06	0.56
1:A:8:LEU:HD12	1:A:9:THR:N	2.20	0.56
1:D:216:TRP:O	1:D:220:GLN:HG2	2.05	0.56
1:E:9:THR:HG22	1:E:105:TYR:OH	2.04	0.56
1:B:9:THR:HB	1:B:10:PRO:HD2	1.88	0.56
1:B:442:ASN:ND2	1:B:445:TYR:CB	2.69	0.56
1:A:245:ALA:HB1	1:A:247:GLU:OE1	2.05	0.56
1:B:437:LEU:HD12	1:B:440:GLN:OE1	2.06	0.56
1:C:237:ASN:HD21	1:C:248:GLU:HB2	1.70	0.56
1:D:310:ARG:H	1:D:313:GLN:NE2	2.03	0.56
1:E:250:ILE:O	1:E:250:ILE:HG22	2.04	0.56
1:F:202:LEU:HD13	1:F:460:ILE:CD1	2.33	0.56
1:A:463:LEU:O	1:A:466:GLU:HB2	2.06	0.56
1:D:134:LEU:HB3	1:D:138:MSE:CB	2.36	0.56
1:C:469:ARG:HG2	1:C:469:ARG:NH1	2.20	0.56
1:F:105:TYR:O	1:F:109:GLY:HA2	2.06	0.56
1:C:207:THR:O	1:C:210:VAL:HG22	2.05	0.56
1:A:207:THR:O	1:A:210:VAL:HG22	2.05	0.56
1:F:244:GLU:OE2	1:F:244:GLU:N	2.38	0.56
1:A:227:PRO:O	1:A:229:ILE:HG23	2.06	0.56
1:B:16:LYS:HD3	1:B:114:VAL:HB	1.87	0.56
1:C:442:ASN:ND2	1:C:445:TYR:HB3	2.20	0.56
1:C:442:ASN:ND2	1:C:445:TYR:CB	2.68	0.56
1:C:435:ILE:HG21	1:D:185:ARG:NH2	2.21	0.56
1:E:261:PRO:HB2	1:E:263:TRP:CZ3	2.41	0.56
1:C:228:TYR:CD1	1:C:265:LEU:HD13	2.41	0.55
1:A:9:THR:HG23	1:A:12:GLN:NE2	2.21	0.55
1:A:356:LYS:HE2	1:A:363:GLY:O	2.07	0.55
1:E:227:PRO:O	1:E:229:ILE:HG23	2.05	0.55
1:A:437:LEU:HD12	1:A:437:LEU:N	2.19	0.55

Continued on next page...

Continued from previous page...

Atom-1	Atom-2	Interatomic distance (Å)	Clash overlap (Å)
1:E:469:ARG:HG2	1:E:469:ARG:NH1	2.18	0.55
1:D:9:THR:HG23	1:D:12:GLN:NE2	2.21	0.55
1:E:9:THR:HG23	1:E:12:GLN:NE2	2.21	0.55
1:B:207:THR:O	1:B:210:VAL:HG22	2.07	0.55
1:A:133:THR:HB	1:B:443:ARG:HD3	1.88	0.55
1:A:36:ILE:HA	1:A:138:MSE:CE	2.31	0.55
1:A:435:ILE:CG2	1:B:185:ARG:HH22	2.17	0.55
1:F:436:LYS:HG3	1:F:442:ASN:ND2	2.18	0.55
1:C:200:PHE:CZ	1:C:464:ARG:HG3	2.42	0.55
1:F:134:LEU:HB3	1:F:138:MSE:CB	2.36	0.55
1:B:8:LEU:HD12	1:B:9:THR:H	1.70	0.55
1:B:151:LEU:N	1:B:151:LEU:HD22	2.22	0.55
1:E:310:ARG:H	1:E:313:GLN:NE2	2.03	0.55
1:C:364:GLU:CD	1:C:364:GLU:N	2.60	0.55
1:D:326:ARG:HG2	1:D:326:ARG:NH1	2.22	0.55
1:C:310:ARG:H	1:C:313:GLN:NE2	2.04	0.55
1:F:54:TYR:CD2	1:F:176:ALA:HB1	2.41	0.55
1:E:28:LEU:HD13	1:E:126:VAL:HG21	1.88	0.55
1:C:364:GLU:CD	1:C:364:GLU:H	2.10	0.55
1:E:129:GLY:O	1:E:130:SER:HB3	2.06	0.55
1:D:466:GLU:O	1:D:469:ARG:HB2	2.07	0.55
1:E:151:LEU:N	1:E:151:LEU:HD22	2.22	0.55
1:D:189:TYR:HB3	1:D:260:MSE:HE3	1.88	0.55
1:C:261:PRO:HB2	1:C:263:TRP:CZ3	2.42	0.55
1:F:222:LEU:O	1:F:224:PRO:HD3	2.06	0.55
1:D:469:ARG:NH1	1:D:469:ARG:HG2	2.22	0.55
1:A:27:ALA:HB1	1:A:51:LEU:HD21	1.87	0.55
1:A:261:PRO:HB2	1:A:263:TRP:CZ3	2.42	0.55
1:F:329:HIS:HD2	1:F:379:ASP:OD2	1.90	0.55
1:D:364:GLU:CG	1:E:469:ARG:HH21	2.20	0.54
1:B:14:LEU:HD13	1:B:94:ARG:HD3	1.90	0.54
1:A:8:LEU:HB3	1:A:112:ILE:O	2.07	0.54
1:E:253:LEU:HD21	1:E:257:LYS:NZ	2.23	0.54
1:C:105:TYR:O	1:C:109:GLY:HA2	2.07	0.54
1:D:187:ARG:HH11	1:D:187:ARG:HG3	1.70	0.54
1:E:190:THR:HG22	1:E:192:THR:N	2.23	0.54
1:B:430:PRO:HA	1:B:435:ILE:HG12	1.89	0.54
1:B:216:TRP:O	1:B:220:GLN:HG2	2.07	0.54
1:B:228:TYR:HB3	1:B:265:LEU:HD22	1.88	0.54
1:E:187:ARG:HG3	1:E:187:ARG:HH11	1.73	0.54
1:F:190:THR:HG23	1:F:262:ALA:HB3	1.90	0.54

Continued on next page...

Continued from previous page...

Atom-1	Atom-2	Interatomic distance (Å)	Clash overlap (Å)
1:D:8:LEU:HD12	1:D:9:THR:H	1.73	0.54
1:E:252:ASP:OD1	1:F:253:LEU:HD13	2.07	0.54
1:C:56:SER:HB2	1:C:117:SER:HB3	1.90	0.54
1:D:28:LEU:HD13	1:D:126:VAL:HG21	1.90	0.54
1:E:53:VAL:HG13	1:E:117:SER:OG	2.06	0.54
1:C:227:PRO:O	1:C:229:ILE:HG23	2.06	0.54
1:A:346:GLU:CD	1:A:346:GLU:H	2.10	0.54
1:A:190:THR:HG21	1:A:192:THR:HB	1.86	0.54
1:F:8:LEU:HD12	1:F:9:THR:H	1.72	0.54
1:E:335:LEU:HD21	1:E:341:ILE:HD11	1.89	0.54
1:B:8:LEU:HB3	1:B:112:ILE:O	2.07	0.54
1:F:261:PRO:HB2	1:F:263:TRP:CZ3	2.43	0.54
1:D:128:ASP:O	1:D:129:GLY:O	2.26	0.54
1:F:369:ARG:HH11	1:F:369:ARG:HG2	1.71	0.54
1:C:27:ALA:HB1	1:C:51:LEU:HD21	1.90	0.54
1:D:220:GLN:O	1:D:226:SER:HB3	2.07	0.54
1:C:151:LEU:HD21	1:D:430:PRO:O	2.06	0.54
1:E:466:GLU:O	1:E:469:ARG:HB2	2.08	0.54
1:A:260:MSE:HG2	1:A:278:ILE:HA	1.89	0.54
1:A:237:ASN:HD21	1:A:248:GLU:HB2	1.72	0.54
1:A:65:THR:HG23	3:A:521:HOH:O	2.06	0.54
1:E:216:TRP:O	1:E:220:GLN:HG2	2.07	0.54
1:F:244:GLU:HG2	1:F:245:ALA:H	1.73	0.54
1:D:222:LEU:O	1:D:224:PRO:HD3	2.08	0.54
1:C:14:LEU:HD11	1:C:98:ASN:HB2	1.90	0.54
1:D:192:THR:HG23	1:D:193:PRO:CD	2.38	0.54
1:D:364:GLU:CB	1:E:469:ARG:HH21	2.21	0.54
1:E:237:ASN:ND2	1:E:248:GLU:HB2	2.23	0.54
1:B:21:TYR:O	1:B:25:VAL:HG12	2.08	0.54
1:B:395:ASN:HD21	1:C:477:THR:HB	1.73	0.53
1:F:9:THR:HB	1:F:10:PRO:HD2	1.89	0.53
1:D:200:PHE:CZ	1:D:464:ARG:HG3	2.42	0.53
1:E:200:PHE:CZ	1:E:464:ARG:HG3	2.43	0.53
1:C:132:LEU:HD13	1:C:134:LEU:CD1	2.37	0.53
1:B:261:PRO:HB2	1:B:263:TRP:CZ3	2.43	0.53
1:F:437:LEU:HD13	1:F:440:GLN:OE1	2.09	0.53
1:E:9:THR:OG1	1:E:12:GLN:HG3	2.09	0.53
1:B:206:TYR:HB3	1:B:209:TYR:CD2	2.43	0.53
1:F:310:ARG:H	1:F:313:GLN:NE2	2.06	0.53
1:A:430:PRO:HA	1:A:435:ILE:HG12	1.91	0.53
1:E:8:LEU:HB3	1:E:112:ILE:O	2.09	0.53

Continued on next page...

Continued from previous page...

Atom-1	Atom-2	Interatomic distance (Å)	Clash overlap (Å)
1:F:361:ARG:HB2	1:F:361:ARG:NH1	2.24	0.53
1:F:187:ARG:HG3	1:F:187:ARG:HH11	1.73	0.53
1:B:134:LEU:HB3	1:B:138:MSE:CB	2.38	0.53
1:E:105:TYR:O	1:E:109:GLY:HA2	2.08	0.53
1:C:8:LEU:HD12	1:C:9:THR:H	1.73	0.53
1:B:442:ASN:ND2	1:B:445:TYR:HB3	2.23	0.53
1:F:436:LYS:CG	1:F:442:ASN:HD22	2.20	0.53
1:D:8:LEU:HD12	1:D:9:THR:N	2.23	0.53
1:F:253:LEU:HD11	1:F:257:LYS:HE3	1.90	0.53
1:D:244:GLU:OE2	1:D:244:GLU:N	2.42	0.53
1:B:296:ARG:NH2	1:B:416:PHE:O	2.36	0.53
1:E:151:LEU:HD22	1:E:151:LEU:H	1.74	0.53
1:D:260:MSE:HG2	1:D:278:ILE:HA	1.91	0.53
1:F:206:TYR:HB3	1:F:209:TYR:HD2	1.71	0.53
1:B:244:GLU:N	1:B:244:GLU:CD	2.61	0.53
1:C:190:THR:HG21	1:C:192:THR:HB	1.87	0.53
1:A:185:ARG:CZ	1:B:437:LEU:HD21	2.39	0.53
1:B:9:THR:HG23	1:B:12:GLN:NE2	2.23	0.53
1:C:247:GLU:C	1:C:249:ALA:H	2.12	0.52
1:C:21:TYR:O	1:C:25:VAL:HG12	2.09	0.52
1:B:228:TYR:CD1	1:B:265:LEU:HD13	2.44	0.52
1:F:245:ALA:HB1	1:F:247:GLU:OE1	2.10	0.52
1:F:8:LEU:HD12	1:F:9:THR:N	2.24	0.52
1:F:27:ALA:HB1	1:F:51:LEU:HD21	1.92	0.52
1:B:187:ARG:HG3	1:B:187:ARG:HH11	1.74	0.52
1:D:9:THR:HG22	1:D:105:TYR:OH	2.09	0.52
1:C:384:GLU:HB3	1:D:151:LEU:CD2	2.36	0.52
1:F:440:GLN:CG	1:F:441:ALA:H	2.20	0.52
1:D:56:SER:HB2	1:D:117:SER:HB3	1.92	0.52
1:E:435:ILE:HG21	1:F:185:ARG:HH22	1.75	0.52
1:C:296:ARG:HD3	1:C:484:ARG:OXT	2.08	0.52
1:D:463:LEU:O	1:D:466:GLU:HB2	2.10	0.52
1:A:151:LEU:HD23	1:B:430:PRO:O	2.09	0.52
1:D:204:THR:HG22	1:D:303:ILE:O	2.10	0.52
1:A:14:LEU:HD11	1:A:98:ASN:HB2	1.92	0.52
1:A:9:THR:HB	1:A:10:PRO:HD2	1.91	0.52
1:A:296:ARG:HD3	1:A:484:ARG:OXT	2.09	0.52
1:F:227:PRO:O	1:F:229:ILE:HG23	2.09	0.52
1:B:250:ILE:O	1:B:250:ILE:HG22	2.10	0.52
1:D:435:ILE:HG22	1:D:435:ILE:O	2.10	0.52
1:C:132:LEU:H	1:C:132:LEU:HD12	1.74	0.52

Continued on next page...

Continued from previous page...

Atom-1	Atom-2	Interatomic distance (Å)	Clash overlap (Å)
1:F:228:TYR:CD1	1:F:265:LEU:HD13	2.45	0.52
1:E:309:LEU:N	1:E:313:GLN:HE22	2.08	0.52
1:F:21:TYR:O	1:F:25:VAL:HG12	2.10	0.52
1:E:206:TYR:HB3	1:E:209:TYR:CD2	2.45	0.52
1:F:237:ASN:HD21	1:F:248:GLU:HB2	1.73	0.52
1:F:53:VAL:HG13	1:F:117:SER:OG	2.10	0.52
1:C:53:VAL:HG13	1:C:117:SER:OG	2.10	0.52
1:F:72:ARG:NH1	1:F:103:LEU:HD22	2.24	0.52
1:A:206:TYR:HB3	1:A:209:TYR:CD2	2.45	0.52
1:A:451:GLU:O	1:A:455:ILE:HG13	2.09	0.52
1:E:363:GLY:O	1:E:366:VAL:HG22	2.10	0.52
1:F:16:LYS:HD3	1:F:114:VAL:HB	1.91	0.52
1:B:134:LEU:HD23	1:B:138:MSE:HE3	1.91	0.51
1:C:72:ARG:HH12	1:C:103:LEU:HD22	1.75	0.51
1:E:472:SER:HB2	2:E:504:PO4:O1	2.10	0.51
1:B:132:LEU:HB3	1:B:134:LEU:HD13	1.92	0.51
1:D:427:SER:O	1:D:428:ASP:HB3	2.10	0.51
1:F:177:ARG:HG3	1:F:177:ARG:HH11	1.74	0.51
1:A:123:TYR:CG	1:A:124:PRO:HD3	2.46	0.51
1:B:260:MSE:HG2	1:B:278:ILE:HA	1.92	0.51
1:C:472:SER:OG	1:C:474:LYS:HG3	2.11	0.51
1:A:53:VAL:HG13	1:A:117:SER:HG	1.75	0.51
1:E:127:ILE:HG22	1:E:130:SER:H	1.76	0.51
1:A:321:ALA:HB3	1:A:422:THR:HB	1.92	0.51
1:D:190:THR:HG22	1:D:192:THR:N	2.25	0.51
1:A:32:ILE:O	1:A:36:ILE:HG13	2.09	0.51
1:D:210:VAL:HG23	1:D:211:ASP:N	2.24	0.51
1:F:296:ARG:NH1	1:F:484:ARG:O	2.43	0.51
1:C:245:ALA:HB1	1:C:247:GLU:OE1	2.10	0.51
1:B:14:LEU:HD11	1:B:98:ASN:HB2	1.93	0.51
1:F:36:ILE:HA	1:F:138:MSE:CE	2.38	0.51
1:A:185:ARG:HH22	1:B:435:ILE:CG2	2.19	0.51
1:D:9:THR:HB	1:D:10:PRO:CD	2.40	0.51
1:E:53:VAL:HG11	1:E:117:SER:O	2.11	0.51
1:D:247:GLU:C	1:D:249:ALA:H	2.13	0.51
1:B:222:LEU:O	1:B:224:PRO:HD3	2.11	0.51
1:E:9:THR:HB	1:E:10:PRO:CD	2.40	0.51
1:E:260:MSE:HG2	1:E:278:ILE:HA	1.93	0.51
1:C:253:LEU:HD21	1:C:257:LYS:NZ	2.25	0.51
1:A:478:PHE:HD1	1:F:395:ASN:HD22	1.59	0.51
1:B:280:VAL:HA	1:B:405:GLU:OE2	2.10	0.51

Continued on next page...

Continued from previous page...

Atom-1	Atom-2	Interatomic distance (Å)	Clash overlap (Å)
1:C:291:HIS:O	1:C:294:VAL:HG22	2.11	0.51
1:F:192:THR:HG23	1:F:193:PRO:HD2	1.93	0.50
1:B:206:TYR:HB3	1:B:209:TYR:HD2	1.77	0.50
1:A:14:LEU:HD13	1:A:94:ARG:HD3	1.93	0.50
1:C:132:LEU:N	1:C:132:LEU:HD12	2.26	0.50
1:C:8:LEU:HB3	1:C:112:ILE:O	2.11	0.50
1:D:321:ALA:HB3	1:D:422:THR:HB	1.94	0.50
1:B:298:ASP:OD1	1:B:471:HIS:HE1	1.95	0.50
1:B:466:GLU:O	1:B:469:ARG:HB2	2.12	0.50
1:E:185:ARG:HH22	1:F:435:ILE:CG2	2.25	0.50
1:C:222:LEU:O	1:C:224:PRO:HD3	2.12	0.50
1:B:72:ARG:HH12	1:B:103:LEU:HD22	1.72	0.50
1:A:151:LEU:HG	1:B:384:GLU:HB3	1.93	0.50
1:E:253:LEU:HD11	1:E:257:LYS:HE3	1.94	0.50
1:B:247:GLU:C	1:B:249:ALA:H	2.14	0.50
1:F:260:MSE:HG2	1:F:278:ILE:HA	1.93	0.50
1:B:237:ASN:ND2	1:B:248:GLU:HB2	2.26	0.50
1:F:54:TYR:CE2	1:F:176:ALA:HB1	2.46	0.50
1:D:250:ILE:O	1:D:250:ILE:HG22	2.11	0.50
1:A:149:THR:O	1:A:150:GLU:OE2	2.30	0.50
1:A:477:THR:HB	1:F:395:ASN:ND2	2.25	0.50
1:F:8:LEU:CD1	1:F:12:GLN:HB2	2.42	0.50
1:D:27:ALA:HB1	1:D:51:LEU:HD21	1.92	0.50
1:C:466:GLU:O	1:C:469:ARG:HB2	2.12	0.50
1:C:61:TRP:CE3	1:C:63:GLY:HA2	2.47	0.50
1:E:173:HIS:CE1	1:E:480:GLU:OE2	2.64	0.50
1:D:14:LEU:HD13	1:D:94:ARG:HD3	1.93	0.50
1:B:8:LEU:HD12	1:B:9:THR:N	2.26	0.50
1:F:28:LEU:HD13	1:F:126:VAL:HG21	1.93	0.50
1:C:127:ILE:HG22	1:C:129:GLY:O	2.11	0.50
1:B:427:SER:O	1:B:428:ASP:HB3	2.12	0.50
1:F:200:PHE:CZ	1:F:464:ARG:HG3	2.47	0.50
1:F:134:LEU:HB3	1:F:138:MSE:HB3	1.93	0.50
1:E:32:ILE:HD11	1:E:123:TYR:HB2	1.92	0.50
1:C:190:THR:HG22	1:C:192:THR:N	2.27	0.50
1:F:9:THR:HG22	1:F:105:TYR:OH	2.12	0.50
1:E:54:TYR:CD2	1:E:176:ALA:HB1	2.47	0.50
1:B:359:SER:HA	1:B:451:GLU:OE1	2.12	0.50
1:E:326:ARG:NH2	1:E:335:LEU:O	2.45	0.50
1:D:248:GLU:CD	1:D:248:GLU:H	2.14	0.50
1:F:250:ILE:HG22	1:F:250:ILE:O	2.12	0.50

Continued on next page...

Continued from previous page...

Atom-1	Atom-2	Interatomic distance (Å)	Clash overlap (Å)
1:C:250:ILE:O	1:C:250:ILE:HG22	2.12	0.50
1:A:29:ARG:HH21	1:A:128:ASP:HB2	1.77	0.49
1:C:212:GLU:HG2	1:C:450:SER:HA	1.94	0.49
1:E:82:SER:O	1:E:168:PHE:N	2.45	0.49
1:A:222:LEU:O	1:A:224:PRO:HD3	2.12	0.49
1:D:237:ASN:HD21	1:D:248:GLU:HB2	1.76	0.49
1:F:451:GLU:O	1:F:455:ILE:HG13	2.12	0.49
1:E:329:HIS:HD2	1:E:379:ASP:OD2	1.94	0.49
1:C:296:ARG:NH1	1:C:484:ARG:O	2.44	0.49
1:C:69:PRO:O	1:C:76:ARG:HD2	2.12	0.49
1:F:210:VAL:HG23	1:F:211:ASP:N	2.27	0.49
1:F:173:HIS:CE1	1:F:480:GLU:OE2	2.65	0.49
1:E:245:ALA:HB1	1:E:247:GLU:OE1	2.12	0.49
1:A:173:HIS:HE1	1:A:480:GLU:OE2	1.95	0.49
1:E:206:TYR:HB3	1:E:209:TYR:HD2	1.77	0.49
1:D:472:SER:OG	1:D:474:LYS:HG3	2.13	0.49
1:C:192:THR:HG23	1:C:193:PRO:HD2	1.94	0.49
1:D:228:TYR:CG	1:D:265:LEU:HD13	2.48	0.49
1:A:250:ILE:O	1:A:250:ILE:HG22	2.13	0.49
1:A:478:PHE:H	1:F:395:ASN:HD21	1.60	0.49
1:F:8:LEU:HB3	1:F:112:ILE:O	2.12	0.49
1:E:56:SER:HB3	1:E:115:GLN:O	2.12	0.49
1:F:359:SER:HA	1:F:451:GLU:OE1	2.12	0.49
1:B:204:THR:HG22	1:B:303:ILE:O	2.13	0.49
1:C:53:VAL:HG11	1:C:117:SER:O	2.12	0.49
1:A:8:LEU:CD1	1:A:12:GLN:HB2	2.43	0.49
1:D:53:VAL:HG12	1:D:54:TYR:O	2.13	0.49
1:E:122:PRO:HA	1:E:147:PRO:O	2.13	0.49
1:B:360:GLY:O	1:B:362:PRO:HD3	2.12	0.49
1:C:53:VAL:HG11	1:C:117:SER:N	2.28	0.49
1:A:253:LEU:HD21	1:A:257:LYS:NZ	2.28	0.49
1:B:361:ARG:NH1	1:B:361:ARG:HB2	2.28	0.48
1:C:361:ARG:N	1:C:362:PRO:HD3	2.28	0.48
1:B:134:LEU:CD2	1:B:138:MSE:HE3	2.43	0.48
1:B:309:LEU:N	1:B:313:GLN:HE22	2.10	0.48
1:A:216:TRP:O	1:A:220:GLN:HG2	2.13	0.48
1:F:56:SER:HB3	1:F:115:GLN:O	2.13	0.48
1:C:127:ILE:O	1:C:127:ILE:HG22	2.13	0.48
1:B:335:LEU:HD21	1:B:341:ILE:HD11	1.93	0.48
1:F:364:GLU:H	1:F:364:GLU:CD	2.16	0.48
1:A:244:GLU:CD	1:A:244:GLU:H	2.16	0.48

Continued on next page...

Continued from previous page...

Atom-1	Atom-2	Interatomic distance (Å)	Clash overlap (Å)
1:B:296:ARG:HD3	1:B:484:ARG:OXT	2.13	0.48
1:F:172:SER:HB2	3:F:506:HOH:O	2.12	0.48
1:F:190:THR:HG21	1:F:192:THR:HB	1.88	0.48
1:D:134:LEU:HB3	1:D:138:MSE:HB3	1.94	0.48
1:A:53:VAL:HG11	1:A:117:SER:N	2.29	0.48
1:A:210:VAL:HG23	1:A:211:ASP:N	2.28	0.48
1:B:442:ASN:ND2	1:B:445:TYR:HB2	2.28	0.48
1:F:247:GLU:C	1:F:249:ALA:H	2.16	0.48
1:C:208:ARG:HD3	1:C:446:GLU:OE1	2.14	0.48
1:B:69:PRO:O	1:B:76:ARG:HD2	2.13	0.48
1:A:398:ARG:HD3	1:F:477:THR:HG22	1.95	0.48
1:E:244:GLU:N	1:E:244:GLU:CD	2.67	0.48
1:A:247:GLU:C	1:A:249:ALA:H	2.16	0.48
1:E:123:TYR:O	1:E:126:VAL:HG22	2.14	0.48
1:C:53:VAL:HG12	1:C:54:TYR:O	2.13	0.48
1:F:321:ALA:HB3	1:F:422:THR:HB	1.95	0.48
1:D:369:ARG:HH11	1:D:369:ARG:HG2	1.78	0.48
1:E:16:LYS:HD3	1:E:114:VAL:HB	1.96	0.48
1:E:453:LEU:O	1:E:457:ILE:HG13	2.14	0.48
1:D:192:THR:CG2	1:D:193:PRO:N	2.77	0.48
1:E:210:VAL:HG23	1:E:211:ASP:N	2.29	0.48
1:A:8:LEU:HD11	1:A:12:GLN:CB	2.44	0.48
1:E:430:PRO:HA	1:E:435:ILE:HG12	1.96	0.48
1:B:192:THR:HG23	1:B:193:PRO:HD2	1.94	0.48
1:A:61:TRP:CE3	1:A:63:GLY:HA2	2.49	0.48
1:F:469:ARG:HG2	1:F:469:ARG:NH1	2.29	0.48
1:A:356:LYS:HG3	1:A:366:VAL:HG11	1.96	0.48
1:A:256:LYS:HE3	1:B:207:THR:OG1	2.14	0.48
1:D:346:GLU:CD	1:D:346:GLU:H	2.17	0.48
1:B:56:SER:HB3	1:B:115:GLN:O	2.13	0.48
1:A:133:THR:HB	1:B:443:ARG:CD	2.44	0.48
1:B:53:VAL:HG13	1:B:117:SER:OG	2.14	0.48
1:F:472:SER:OG	1:F:474:LYS:HG3	2.13	0.48
1:A:69:PRO:O	1:A:76:ARG:HD2	2.14	0.48
1:F:269:ASP:N	1:F:269:ASP:OD1	2.47	0.48
1:C:346:GLU:H	1:C:346:GLU:CD	2.17	0.48
1:C:280:VAL:HA	1:C:405:GLU:OE2	2.14	0.48
1:D:361:ARG:HE	1:D:365:GLU:HG2	1.77	0.48
1:A:36:ILE:HG23	1:A:138:MSE:HE2	1.95	0.47
1:D:428:ASP:HB3	1:D:436:LYS:HB2	1.95	0.47
1:C:187:ARG:HG3	1:C:187:ARG:NH1	2.28	0.47

Continued on next page...

Continued from previous page...

Atom-1	Atom-2	Interatomic distance (Å)	Clash overlap (Å)
1:B:27:ALA:HB1	1:B:51:LEU:HD21	1.94	0.47
1:D:46:ALA:O	1:D:51:LEU:HB2	2.14	0.47
1:B:9:THR:HG23	1:B:12:GLN:HE21	1.78	0.47
1:B:210:VAL:HG23	1:B:211:ASP:N	2.29	0.47
1:B:321:ALA:HB3	1:B:422:THR:HB	1.96	0.47
1:D:356:LYS:HE2	1:D:363:GLY:O	2.14	0.47
1:E:51:LEU:HD22	1:E:52:PHE:CE2	2.50	0.47
1:A:16:LYS:HD3	1:A:114:VAL:HB	1.95	0.47
1:C:441:ALA:HB3	1:D:131:GLU:HB2	1.96	0.47
1:D:381:ARG:O	1:D:381:ARG:HG3	2.14	0.47
1:C:204:THR:HG22	1:C:303:ILE:O	2.15	0.47
1:D:134:LEU:HB3	1:D:138:MSE:HB2	1.96	0.47
1:F:151:LEU:HD22	1:F:151:LEU:N	2.29	0.47
1:B:326:ARG:HG2	1:B:326:ARG:NH1	2.28	0.47
1:F:360:GLY:O	1:F:361:ARG:C	2.52	0.47
1:C:210:VAL:HG23	1:C:211:ASP:N	2.28	0.47
1:A:210:VAL:CG2	1:A:211:ASP:N	2.76	0.47
1:B:56:SER:HB2	1:B:117:SER:HB3	1.96	0.47
1:E:361:ARG:CZ	1:E:361:ARG:HB2	2.42	0.47
1:C:173:HIS:CE1	1:C:480:GLU:OE2	2.68	0.47
1:A:28:LEU:HD13	1:A:126:VAL:HG21	1.96	0.47
1:C:131:GLU:HG2	1:D:441:ALA:HB1	1.97	0.47
1:E:9:THR:HG23	1:E:12:GLN:HE21	1.80	0.47
1:F:313:GLN:HB2	1:F:429:LYS:NZ	2.29	0.47
1:B:296:ARG:NH1	1:B:484:ARG:O	2.48	0.47
1:A:427:SER:O	1:A:442:ASN:ND2	2.47	0.47
1:D:210:VAL:CG2	1:D:211:ASP:N	2.77	0.47
1:F:9:THR:CG2	1:F:12:GLN:HE21	2.28	0.47
1:F:326:ARG:NH2	1:F:335:LEU:O	2.48	0.47
1:C:8:LEU:HD12	1:C:9:THR:N	2.30	0.47
1:F:309:LEU:N	1:F:313:GLN:HE22	2.12	0.47
1:B:210:VAL:CG2	1:B:211:ASP:N	2.78	0.47
1:D:451:GLU:O	1:D:455:ILE:HG13	2.15	0.47
1:B:189:TYR:HB3	1:B:260:MSE:HE3	1.97	0.47
1:C:244:GLU:H	1:C:244:GLU:CD	2.18	0.47
1:F:369:ARG:HG2	1:F:369:ARG:NH1	2.30	0.47
1:F:177:ARG:NH1	1:F:177:ARG:HG3	2.29	0.47
1:D:296:ARG:HD3	1:D:484:ARG:OXT	2.15	0.47
1:E:69:PRO:O	1:E:76:ARG:HD2	2.15	0.47
1:F:190:THR:HG22	1:F:192:THR:N	2.30	0.47
1:D:123:TYR:CG	1:D:124:PRO:HD3	2.49	0.47

Continued on next page...

Continued from previous page...

Atom-1	Atom-2	Interatomic distance (Å)	Clash overlap (Å)
1:A:56:SER:HB3	1:A:115:GLN:O	2.15	0.47
1:B:54:TYR:CD2	1:B:176:ALA:HB1	2.50	0.47
1:C:442:ASN:ND2	1:C:445:TYR:HB2	2.30	0.46
1:E:200:PHE:CD1	1:E:200:PHE:N	2.83	0.46
1:B:244:GLU:H	1:B:244:GLU:CD	2.17	0.46
1:F:29:ARG:HH21	1:F:128:ASP:HB2	1.79	0.46
1:E:305:HIS:HB2	1:E:427:SER:HB3	1.97	0.46
1:C:177:ARG:HH11	1:C:177:ARG:HG3	1.80	0.46
1:C:237:ASN:ND2	1:C:248:GLU:HB2	2.30	0.46
1:D:310:ARG:O	1:D:429:LYS:NZ	2.45	0.46
1:B:150:GLU:C	1:B:151:LEU:HD22	2.35	0.46
1:C:129:GLY:O	1:C:130:SER:C	2.54	0.46
1:C:356:LYS:HE2	1:C:363:GLY:O	2.14	0.46
1:F:134:LEU:HB3	1:F:138:MSE:HB2	1.97	0.46
1:C:244:GLU:HB2	1:C:245:ALA:H	1.54	0.46
1:C:359:SER:C	1:C:360:GLY:O	2.49	0.46
1:B:9:THR:HB	1:B:10:PRO:CD	2.44	0.46
1:F:248:GLU:CD	1:F:248:GLU:H	2.18	0.46
1:C:326:ARG:NH2	1:C:335:LEU:O	2.49	0.46
1:E:451:GLU:O	1:E:455:ILE:HG13	2.16	0.46
1:C:210:VAL:CG2	1:C:211:ASP:N	2.77	0.46
1:B:346:GLU:CD	1:B:346:GLU:H	2.19	0.46
1:D:206:TYR:HB3	1:D:209:TYR:CD2	2.51	0.46
1:F:216:TRP:CZ3	1:F:265:LEU:HD12	2.50	0.46
1:D:77:PHE:CE2	1:D:104:LEU:HD22	2.51	0.46
1:D:61:TRP:CE3	1:D:63:GLY:HA2	2.50	0.46
1:F:310:ARG:O	1:F:429:LYS:NZ	2.43	0.46
1:B:190:THR:HG22	1:B:192:THR:N	2.30	0.46
1:E:63:GLY:CA	1:E:80:ALA:HB2	2.43	0.46
1:F:9:THR:HG23	1:F:12:GLN:HE21	1.79	0.46
1:C:9:THR:HB	1:C:10:PRO:CD	2.46	0.46
1:C:248:GLU:CD	1:C:248:GLU:H	2.18	0.46
1:E:286:LYS:NZ	1:E:290:ASP:OD1	2.44	0.46
1:D:434:GLU:HG2	3:D:517:HOH:O	2.15	0.46
1:B:54:TYR:CE2	1:B:176:ALA:HB1	2.51	0.46
1:A:266:ILE:HG22	1:A:267:THR:N	2.31	0.46
1:E:210:VAL:O	1:E:214:VAL:HG23	2.15	0.46
1:A:253:LEU:HD13	1:B:252:ASP:OD1	2.15	0.46
1:C:177:ARG:HG3	1:C:177:ARG:NH1	2.31	0.46
1:E:83:TYR:HA	1:E:169:SER:O	2.15	0.46
1:F:69:PRO:O	1:F:76:ARG:HD2	2.16	0.46

Continued on next page...

Continued from previous page...

Atom-1	Atom-2	Interatomic distance (Å)	Clash overlap (Å)
1:D:173:HIS:HE1	1:D:480:GLU:OE2	1.98	0.46
1:D:72:ARG:HH12	1:D:103:LEU:HD22	1.75	0.46
1:A:63:GLY:CA	1:A:80:ALA:HB2	2.45	0.46
1:C:8:LEU:HD11	1:C:12:GLN:HB3	1.98	0.46
1:E:123:TYR:CG	1:E:124:PRO:HD3	2.51	0.46
1:E:53:VAL:HG11	1:E:117:SER:N	2.31	0.46
1:F:9:THR:HB	1:F:10:PRO:CD	2.46	0.45
1:F:237:ASN:ND2	1:F:248:GLU:HB2	2.32	0.45
1:F:150:GLU:N	1:F:150:GLU:OE1	2.48	0.45
1:F:427:SER:O	1:F:428:ASP:HB3	2.16	0.45
1:C:46:ALA:O	1:C:51:LEU:HB2	2.17	0.45
1:C:335:LEU:HD21	1:C:341:ILE:HD11	1.98	0.45
1:C:298:ASP:OD1	1:C:471:HIS:HE1	1.99	0.45
1:F:192:THR:CG2	1:F:264:HIS:HE2	2.19	0.45
1:F:253:LEU:HD21	1:F:257:LYS:HE3	1.99	0.45
1:F:361:ARG:N	1:F:362:PRO:HD3	2.31	0.45
1:F:56:SER:HB2	1:F:117:SER:HB3	1.97	0.45
1:A:212:GLU:HG2	1:A:450:SER:HA	1.98	0.45
1:F:204:THR:HG22	1:F:303:ILE:O	2.16	0.45
1:A:133:THR:CB	1:B:443:ARG:HD3	2.46	0.45
1:B:463:LEU:O	1:B:466:GLU:HB2	2.17	0.45
1:B:173:HIS:HE1	1:B:480:GLU:OE2	1.99	0.45
1:E:336:PRO:HA	1:E:337:PRO:HD3	1.90	0.45
1:C:443:ARG:CG	1:C:443:ARG:HH11	2.30	0.45
1:F:210:VAL:CG2	1:F:211:ASP:N	2.80	0.45
1:F:53:VAL:HG11	1:F:117:SER:O	2.17	0.45
1:E:53:VAL:HG12	1:E:54:TYR:O	2.16	0.45
1:A:237:ASN:ND2	1:A:248:GLU:HB2	2.31	0.45
1:E:390:SER:HB3	1:E:394:PHE:CE1	2.52	0.45
1:C:437:LEU:N	1:C:437:LEU:HD12	2.32	0.45
1:F:216:TRP:HZ3	1:F:265:LEU:HD12	1.82	0.45
1:E:8:LEU:HD23	1:E:113:SER:HA	1.98	0.45
1:A:54:TYR:CD2	1:A:176:ALA:HB1	2.52	0.45
1:E:247:GLU:C	1:E:249:ALA:H	2.20	0.45
1:B:248:GLU:CD	1:B:248:GLU:H	2.20	0.45
1:F:326:ARG:NH1	1:F:326:ARG:HG2	2.31	0.45
1:C:253:LEU:HD11	1:C:257:LYS:HE3	1.97	0.45
1:E:448:ALA:O	1:E:449:ILE:C	2.55	0.45
1:E:192:THR:HG23	1:E:193:PRO:HD2	1.99	0.45
1:B:123:TYR:O	1:B:126:VAL:HG22	2.17	0.45
1:F:212:GLU:HG2	1:F:450:SER:HA	1.99	0.45

Continued on next page...

Continued from previous page...

Atom-1	Atom-2	Interatomic distance (Å)	Clash overlap (Å)
1:E:433:GLY:HA3	1:F:148:THR:HB	1.99	0.45
1:A:54:TYR:CE2	1:A:176:ALA:HB1	2.52	0.45
1:C:435:ILE:CG2	1:D:185:ARG:HH22	2.29	0.45
1:B:94:ARG:HD2	3:B:514:HOH:O	2.15	0.45
1:A:206:TYR:HB3	1:A:209:TYR:HD2	1.82	0.45
1:E:324:TYR:HE1	1:E:406:SER:HB3	1.81	0.45
1:B:9:THR:OG1	1:B:12:GLN:HG3	2.17	0.44
1:F:244:GLU:N	1:F:244:GLU:CD	2.70	0.44
1:F:437:LEU:N	1:F:437:LEU:HD12	2.32	0.44
1:F:63:GLY:CA	1:F:80:ALA:HB2	2.47	0.44
1:C:8:LEU:HD11	1:C:12:GLN:CB	2.47	0.44
1:B:68:PRO:HB2	1:B:70:LYS:HE3	1.99	0.44
1:C:206:TYR:HB3	1:C:209:TYR:CD2	2.53	0.44
1:B:192:THR:HG23	1:B:193:PRO:CD	2.48	0.44
1:E:151:LEU:HD21	1:F:430:PRO:O	2.17	0.44
1:D:8:LEU:HD23	1:D:113:SER:HA	1.98	0.44
1:C:8:LEU:CD1	1:C:12:GLN:HB2	2.48	0.44
1:D:369:ARG:NH1	1:D:369:ARG:HG2	2.32	0.44
1:C:16:LYS:HD3	1:C:114:VAL:HB	1.97	0.44
1:E:269:ASP:N	1:E:269:ASP:OD1	2.50	0.44
1:A:134:LEU:HB3	1:A:138:MSE:HB3	2.00	0.44
1:A:244:GLU:N	1:A:244:GLU:OE2	2.48	0.44
1:D:56:SER:HB3	1:D:115:GLN:O	2.17	0.44
1:F:29:ARG:NH2	1:F:128:ASP:HB2	2.33	0.44
1:E:427:SER:O	1:E:428:ASP:HB3	2.17	0.44
1:C:77:PHE:CE2	1:C:104:LEU:HD22	2.52	0.44
1:B:28:LEU:HD13	1:B:126:VAL:CG2	2.46	0.44
1:E:51:LEU:HD22	1:E:52:PHE:CD2	2.53	0.44
1:C:9:THR:OG1	1:C:12:GLN:HG3	2.18	0.44
1:D:359:SER:HA	1:D:451:GLU:OE1	2.18	0.44
1:A:192:THR:CG2	1:A:193:PRO:N	2.80	0.44
1:A:443:ARG:HD3	1:B:133:THR:HG23	1.99	0.44
1:A:398:ARG:CD	1:F:477:THR:HG22	2.47	0.44
1:E:210:VAL:CG2	1:E:211:ASP:N	2.81	0.44
1:D:206:TYR:CE2	1:D:449:ILE:HD11	2.53	0.44
1:A:89:ARG:HB3	1:A:89:ARG:HH11	1.81	0.44
1:E:9:THR:CG2	1:E:12:GLN:HE21	2.31	0.44
1:D:244:GLU:CD	1:D:244:GLU:N	2.71	0.44
1:C:243:THR:O	1:C:244:GLU:C	2.56	0.44
1:C:324:TYR:CE1	1:C:406:SER:HB3	2.53	0.44
1:E:77:PHE:CE2	1:E:104:LEU:HD22	2.53	0.44

Continued on next page...

Continued from previous page...

Atom-1	Atom-2	Interatomic distance (Å)	Clash overlap (Å)
1:C:433:GLY:HA3	1:D:148:THR:HB	2.00	0.44
1:D:245:ALA:HB1	1:D:247:GLU:OE1	2.17	0.44
1:F:344:ILE:HG22	1:F:346:GLU:OE1	2.18	0.44
1:D:100:GLN:HB3	1:D:483:PHE:CD1	2.53	0.44
1:A:437:LEU:CD1	1:A:437:LEU:H	2.26	0.44
1:D:326:ARG:NH2	1:D:335:LEU:O	2.51	0.44
1:F:253:LEU:HD21	1:F:257:LYS:CE	2.48	0.44
1:C:28:LEU:HD13	1:C:126:VAL:HG21	1.99	0.44
1:D:261:PRO:HB2	1:D:263:TRP:CZ3	2.53	0.44
1:B:463:LEU:HD22	1:B:470:LEU:HD13	2.00	0.43
1:A:9:THR:HG22	1:A:105:TYR:OH	2.18	0.43
1:A:53:VAL:HG11	1:A:117:SER:O	2.18	0.43
1:D:182:SER:HB3	1:D:291:HIS:HA	2.00	0.43
1:F:182:SER:HB3	1:F:291:HIS:HA	1.99	0.43
1:F:201:VAL:HB	1:F:300:TRP:HB3	2.00	0.43
1:F:192:THR:CG2	1:F:193:PRO:N	2.80	0.43
1:D:477:THR:HG22	1:E:398:ARG:HD3	2.00	0.43
1:A:248:GLU:H	1:A:248:GLU:CD	2.17	0.43
1:D:361:ARG:O	1:D:366:VAL:HG13	2.18	0.43
1:C:206:TYR:HB3	1:C:209:TYR:HD2	1.83	0.43
1:C:386:ARG:O	1:C:387:TYR:C	2.57	0.43
1:F:8:LEU:HD11	1:F:12:GLN:CB	2.48	0.43
1:A:265:LEU:HD23	1:A:265:LEU:HA	1.79	0.43
1:B:112:ILE:HG22	1:B:113:SER:N	2.33	0.43
1:F:14:LEU:HD11	1:F:98:ASN:HB2	1.99	0.43
1:A:353:ASP:O	1:A:357:LEU:HG	2.18	0.43
1:A:68:PRO:HB2	1:A:70:LYS:HE3	2.00	0.43
1:E:204:THR:HG22	1:E:303:ILE:O	2.18	0.43
1:A:201:VAL:HB	1:A:300:TRP:HB3	2.00	0.43
1:B:83:TYR:HA	1:B:169:SER:O	2.19	0.43
1:F:192:THR:HG23	1:F:193:PRO:CD	2.47	0.43
1:B:32:ILE:O	1:B:36:ILE:HG13	2.18	0.43
1:F:435:ILE:O	1:F:435:ILE:HG22	2.19	0.43
1:D:436:LYS:HG3	1:D:442:ASN:HD22	1.79	0.43
1:D:63:GLY:CA	1:D:80:ALA:HB2	2.46	0.43
1:E:220:GLN:NE2	1:E:226:SER:OG	2.51	0.43
1:E:296:ARG:N	1:E:297:PRO:HD3	2.34	0.43
1:E:308:GLY:CA	1:E:313:GLN:NE2	2.81	0.43
1:C:324:TYR:HE1	1:C:406:SER:HB3	1.83	0.43
1:F:65:THR:HB	1:F:68:PRO:HG3	2.01	0.43
1:C:192:THR:HG23	1:C:193:PRO:CD	2.49	0.43

Continued on next page...

Continued from previous page...

Atom-1	Atom-2	Interatomic distance (Å)	Clash overlap (Å)
1:A:326:ARG:NH2	1:A:335:LEU:O	2.51	0.43
1:F:210:VAL:HG21	1:F:255:TRP:CH2	2.54	0.43
1:A:189:TYR:HB3	1:A:260:MSE:HE3	2.00	0.43
1:D:477:THR:HB	1:E:395:ASN:HD21	1.84	0.43
1:F:61:TRP:CE2	1:F:108:TYR:HD2	2.37	0.43
1:C:9:THR:HG23	1:C:12:GLN:NE2	2.33	0.43
1:B:9:THR:CG2	1:B:12:GLN:HE21	2.32	0.43
1:A:305:HIS:HB2	1:A:427:SER:HB3	2.01	0.43
1:B:356:LYS:HE2	1:B:363:GLY:H	1.83	0.43
1:F:206:TYR:CE2	1:F:449:ILE:HD11	2.53	0.43
1:B:89:ARG:N	1:B:90:PRO:HD3	2.34	0.43
1:E:65:THR:HB	1:E:68:PRO:HG3	2.00	0.43
1:D:266:ILE:HG22	1:D:267:THR:N	2.33	0.43
1:E:212:GLU:HG2	1:E:450:SER:HA	2.00	0.43
1:C:131:GLU:HA	1:C:131:GLU:OE2	2.17	0.43
1:D:440:GLN:HB3	1:D:441:ALA:H	1.65	0.43
1:F:61:TRP:CE3	1:F:63:GLY:HA2	2.54	0.43
1:B:265:LEU:HA	1:B:265:LEU:HD23	1.80	0.43
1:D:237:ASN:ND2	1:D:248:GLU:HB2	2.34	0.43
1:C:396:LEU:HD12	1:C:396:LEU:HA	1.91	0.43
1:B:123:TYR:CG	1:B:124:PRO:HD3	2.54	0.43
1:F:480:GLU:HA	1:F:481:PRO:HD3	1.92	0.43
1:F:9:THR:OG1	1:F:12:GLN:HG3	2.19	0.43
1:A:9:THR:HB	1:A:10:PRO:CD	2.48	0.43
1:E:248:GLU:H	1:E:248:GLU:CD	2.22	0.43
1:C:326:ARG:NH1	1:C:326:ARG:HG2	2.32	0.43
1:C:427:SER:O	1:C:428:ASP:HB3	2.19	0.43
1:F:132:LEU:HA	1:F:132:LEU:HD23	1.85	0.42
1:B:364:GLU:HB3	1:C:469:ARG:NH2	2.31	0.42
1:C:63:GLY:CA	1:C:80:ALA:HB2	2.47	0.42
1:F:361:ARG:HB2	1:F:361:ARG:HH11	1.84	0.42
1:B:53:VAL:HG11	1:B:117:SER:N	2.33	0.42
1:D:69:PRO:O	1:D:76:ARG:HD2	2.19	0.42
1:B:29:ARG:HH21	1:B:128:ASP:HB2	1.84	0.42
1:B:395:ASN:ND2	1:C:478:PHE:HD1	2.14	0.42
1:A:259:GLN:C	1:A:260:MSE:HG3	2.38	0.42
1:B:363:GLY:C	1:B:365:GLU:H	2.22	0.42
1:B:61:TRP:CE3	1:B:63:GLY:HA2	2.53	0.42
1:B:63:GLY:CA	1:B:80:ALA:HB2	2.49	0.42
1:E:54:TYR:CE2	1:E:176:ALA:HB1	2.53	0.42
1:B:206:TYR:CE2	1:B:449:ILE:HD11	2.54	0.42

Continued on next page...

Continued from previous page...

Atom-1	Atom-2	Interatomic distance (Å)	Clash overlap (Å)
1:F:150:GLU:O	1:F:150:GLU:OE1	2.38	0.42
1:D:96:TYR:OH	1:D:483:PHE:HB3	2.19	0.42
1:D:377:THR:HA	1:D:403:ASP:O	2.19	0.42
1:E:334:VAL:CG1	1:F:386:ARG:HD2	2.49	0.42
1:C:347:VAL:HG12	1:C:351:LEU:HD22	2.01	0.42
1:E:89:ARG:N	1:E:90:PRO:HD3	2.34	0.42
1:E:189:TYR:O	1:E:258:HIS:HB3	2.20	0.42
1:D:127:ILE:HD13	1:D:132:LEU:CG	2.47	0.42
1:A:46:ALA:O	1:A:51:LEU:HB2	2.19	0.42
1:F:347:VAL:HG12	1:F:351:LEU:CD2	2.49	0.42
1:F:392:LEU:O	1:F:396:LEU:HB2	2.18	0.42
1:D:330:VAL:O	1:D:330:VAL:HG22	2.20	0.42
1:F:336:PRO:HA	1:F:337:PRO:HD3	1.89	0.42
1:B:469:ARG:NH1	1:B:469:ARG:CG	2.81	0.42
1:B:477:THR:HB	1:C:395:ASN:HD21	1.83	0.42
1:E:54:TYR:CE1	1:E:121:ILE:HA	2.54	0.42
1:A:29:ARG:NH2	1:A:128:ASP:HB2	2.35	0.42
1:C:8:LEU:HD12	1:C:12:GLN:HB2	2.02	0.42
1:F:53:VAL:HG11	1:F:117:SER:N	2.35	0.42
1:A:334:VAL:CG1	1:B:386:ARG:HD2	2.50	0.42
1:D:190:THR:HG22	1:D:192:THR:CB	2.43	0.42
1:B:36:ILE:HA	1:B:138:MSE:CE	2.43	0.42
1:F:296:ARG:N	1:F:297:PRO:HD3	2.35	0.42
1:E:56:SER:HB2	1:E:117:SER:HB3	2.01	0.42
1:E:305:HIS:HB3	1:E:445:TYR:OH	2.20	0.42
1:D:305:HIS:HB3	1:D:445:TYR:OH	2.20	0.42
1:A:228:TYR:CD1	1:A:265:LEU:HD13	2.55	0.42
1:C:451:GLU:O	1:C:455:ILE:HG13	2.20	0.42
1:B:243:THR:O	1:B:244:GLU:C	2.57	0.42
1:E:280:VAL:HA	1:E:405:GLU:OE2	2.20	0.42
1:E:298:ASP:O	1:E:299:VAL:HB	2.20	0.42
1:A:83:TYR:HA	1:A:169:SER:O	2.20	0.42
1:E:353:ASP:O	1:E:357:LEU:HG	2.20	0.42
1:A:190:THR:HG22	1:A:192:THR:N	2.34	0.42
1:A:395:ASN:HD21	1:F:477:THR:HB	1.85	0.42
1:E:326:ARG:HG2	1:E:326:ARG:NH1	2.33	0.42
1:D:53:VAL:HG13	1:D:117:SER:OG	2.20	0.42
1:A:173:HIS:CD2	1:A:296:ARG:NH1	2.88	0.42
1:D:463:LEU:HA	1:D:466:GLU:HG3	2.02	0.42
1:D:437:LEU:HD12	1:D:437:LEU:N	2.33	0.42
1:B:259:GLN:C	1:B:260:MSE:HG3	2.39	0.42

Continued on next page...

Continued from previous page...

Atom-1	Atom-2	Interatomic distance (Å)	Clash overlap (Å)
1:F:14:LEU:HD13	1:F:94:ARG:HD3	2.02	0.42
1:B:432:HIS:O	1:B:434:GLU:N	2.50	0.42
1:B:264:HIS:CE1	1:B:274:THR:HG23	2.55	0.41
1:D:264:HIS:CE1	1:D:274:THR:HG23	2.55	0.41
1:D:305:HIS:HB2	1:D:427:SER:HB3	2.02	0.41
1:F:466:GLU:O	1:F:469:ARG:HB2	2.20	0.41
1:C:247:GLU:C	1:C:249:ALA:N	2.74	0.41
1:E:296:ARG:NH1	1:E:484:ARG:O	2.53	0.41
1:F:181:PHE:O	1:F:185:ARG:HD3	2.20	0.41
1:F:305:HIS:HB2	1:F:427:SER:HB3	2.02	0.41
1:C:133:THR:HG22	1:D:443:ARG:HD2	2.02	0.41
1:F:142:LEU:HD23	1:F:146:PHE:CD2	2.54	0.41
1:E:346:GLU:H	1:E:346:GLU:CD	2.23	0.41
1:D:242:GLU:O	1:D:242:GLU:HG2	2.20	0.41
1:F:440:GLN:CG	1:F:441:ALA:N	2.80	0.41
1:A:243:THR:O	1:A:244:GLU:C	2.58	0.41
1:C:298:ASP:OD1	1:C:471:HIS:CE1	2.74	0.41
1:A:252:ASP:OD1	1:B:253:LEU:HD13	2.20	0.41
1:D:336:PRO:HA	1:D:337:PRO:HD3	1.94	0.41
1:D:347:VAL:HG12	1:D:351:LEU:HD22	2.01	0.41
1:B:369:ARG:HH11	1:B:369:ARG:HG2	1.84	0.41
1:E:192:THR:HG23	1:E:193:PRO:CD	2.50	0.41
1:A:190:THR:HG23	1:A:262:ALA:CB	2.46	0.41
1:E:185:ARG:HG3	1:F:437:LEU:HD21	2.01	0.41
1:D:28:LEU:HD13	1:D:126:VAL:CG2	2.51	0.41
1:D:52:PHE:O	1:D:121:ILE:HG13	2.20	0.41
1:E:29:ARG:NH2	1:E:128:ASP:HB2	2.35	0.41
1:F:8:LEU:HD12	1:F:12:GLN:HB2	2.02	0.41
1:D:9:THR:HG23	1:D:12:GLN:HE21	1.84	0.41
1:B:192:THR:CG2	1:B:193:PRO:N	2.83	0.41
1:A:187:ARG:HG3	1:A:187:ARG:NH1	2.32	0.41
1:C:251:SER:HA	3:C:507:HOH:O	2.20	0.41
1:D:206:TYR:HB3	1:D:209:TYR:HD2	1.85	0.41
1:E:29:ARG:HH21	1:E:128:ASP:HB2	1.86	0.41
1:A:288:ILE:HG23	1:A:289:CYS:N	2.36	0.41
1:E:411:ALA:O	1:E:414:TYR:HB3	2.21	0.41
1:F:123:TYR:CG	1:F:124:PRO:HD3	2.56	0.41
1:B:133:THR:HG22	1:B:133:THR:O	2.21	0.41
1:F:265:LEU:HA	1:F:265:LEU:HD23	1.74	0.41
1:A:8:LEU:HD11	1:A:12:GLN:HB3	2.01	0.41
1:F:189:TYR:HB3	1:F:260:MSE:HE3	2.02	0.41

Continued on next page...

Continued from previous page...

Atom-1	Atom-2	Interatomic distance (Å)	Clash overlap (Å)
1:F:259:GLN:C	1:F:260:MSE:HG3	2.41	0.41
1:C:244:GLU:OE2	1:C:244:GLU:N	2.52	0.41
1:D:53:VAL:HG11	1:D:117:SER:O	2.20	0.41
1:D:298:ASP:OD1	1:D:471:HIS:HE1	2.03	0.41
1:F:298:ASP:OD1	1:F:471:HIS:HE1	2.04	0.41
1:E:177:ARG:HG3	1:E:177:ARG:NH1	2.36	0.41
1:C:8:LEU:CD1	1:C:12:GLN:CB	2.99	0.41
1:C:79:HIS:CE1	1:C:83:TYR:OH	2.73	0.41
1:E:377:THR:HB	1:E:407:ALA:HB3	2.03	0.41
1:C:101:LEU:HA	1:C:101:LEU:HD23	1.93	0.41
1:F:206:TYR:OH	1:F:439:GLY:HA2	2.20	0.41
1:F:362:PRO:O	1:F:365:GLU:HB3	2.21	0.41
1:E:89:ARG:HB3	1:E:89:ARG:HH11	1.85	0.41
1:C:181:PHE:O	1:C:185:ARG:HD3	2.21	0.41
1:F:202:LEU:CD1	1:F:460:ILE:HD11	2.38	0.41
1:A:181:PHE:O	1:A:185:ARG:HD3	2.21	0.41
1:C:436:LYS:C	1:C:437:LEU:HD12	2.40	0.41
1:F:8:LEU:HD11	1:F:12:GLN:HB2	2.02	0.41
1:D:259:GLN:C	1:D:260:MSE:HG3	2.40	0.41
1:D:216:TRP:CZ3	1:D:265:LEU:HD12	2.56	0.41
1:A:216:TRP:CZ3	1:A:265:LEU:HD12	2.56	0.41
1:F:200:PHE:N	1:F:200:PHE:CD1	2.88	0.41
1:D:206:TYR:HE2	1:D:449:ILE:HD11	1.86	0.41
1:A:9:THR:HG23	1:A:12:GLN:HE21	1.86	0.41
1:D:54:TYR:CD2	1:D:176:ALA:HB1	2.56	0.41
1:D:65:THR:HB	1:D:68:PRO:HG3	2.01	0.41
1:A:377:THR:HA	1:A:403:ASP:O	2.21	0.41
1:C:192:THR:CG2	1:C:193:PRO:N	2.83	0.40
1:D:132:LEU:HB3	1:D:134:LEU:CD1	2.51	0.40
1:C:437:LEU:HA	1:C:438:PRO:HD3	1.91	0.40
1:A:8:LEU:HD11	1:A:12:GLN:HB2	2.04	0.40
1:E:309:LEU:H	1:E:313:GLN:HE22	1.69	0.40
1:C:151:LEU:CD2	1:D:431:LEU:HA	2.51	0.40
1:E:364:GLU:CD	1:E:364:GLU:H	2.24	0.40
1:B:478:PHE:N	1:C:395:ASN:HD21	2.13	0.40
1:B:216:TRP:CZ3	1:B:265:LEU:HD12	2.57	0.40
1:C:248:GLU:HA	3:C:507:HOH:O	2.21	0.40
1:E:187:ARG:NH1	1:E:187:ARG:HG3	2.36	0.40
1:F:266:ILE:HG22	1:F:267:THR:N	2.37	0.40
1:C:328:ASP:O	1:C:330:VAL:N	2.48	0.40
1:A:8:LEU:CD1	1:A:12:GLN:CB	2.99	0.40

Continued on next page...

Continued from previous page...

Atom-1	Atom-2	Interatomic distance (Å)	Clash overlap (Å)
1:A:8:LEU:HD12	1:A:12:GLN:HB2	2.03	0.40
1:D:243:THR:O	1:D:244:GLU:C	2.59	0.40
1:A:427:SER:O	1:A:428:ASP:HB3	2.21	0.40
1:E:177:ARG:HG3	1:E:177:ARG:HH11	1.86	0.40
1:B:378:THR:O	1:B:404:MSE:HG2	2.22	0.40
1:A:151:LEU:HD22	1:A:151:LEU:N	2.36	0.40
1:F:437:LEU:O	1:F:438:PRO:C	2.60	0.40
1:D:216:TRP:HZ3	1:D:265:LEU:HD12	1.87	0.40
1:C:14:LEU:HD13	1:C:94:ARG:HD3	2.04	0.40
1:F:474:LYS:NZ	2:F:501:PO4:O1	2.53	0.40
1:A:305:HIS:CE1	1:A:438:PRO:HG2	2.57	0.40
1:E:68:PRO:HB2	1:E:70:LYS:HE3	2.03	0.40
1:D:32:ILE:O	1:D:36:ILE:HG13	2.21	0.40
1:D:8:LEU:CD1	1:D:12:GLN:HB2	2.51	0.40
1:D:8:LEU:HD12	1:D:12:GLN:HB2	2.04	0.40
1:E:28:LEU:O	1:E:32:ILE:HG13	2.21	0.40
1:D:53:VAL:HG11	1:D:117:SER:N	2.35	0.40
1:B:53:VAL:HG12	1:B:54:TYR:O	2.22	0.40
1:C:443:ARG:HH11	1:C:443:ARG:HG3	1.85	0.40
1:C:68:PRO:HB2	1:C:70:LYS:HE3	2.03	0.40
1:C:136:ARG:CZ	1:D:444:PHE:CD2	3.05	0.40
1:D:325:LEU:HA	1:D:325:LEU:HD12	1.92	0.40

There are no symmetry-related clashes.

5.3 Torsion angles [i](#)

5.3.1 Protein backbone [i](#)

In the following table, the Percentiles column shows the percent Ramachandran outliers of the chain as a percentile score with respect to all X-ray entries followed by that with respect to entries of similar resolution.

The Analysed column shows the number of residues for which the backbone conformation was analysed, and the total number of residues.

Mol	Chain	Analysed	Favoured	Allowed	Outliers	Percentiles	
1	A	457/484 (94%)	408 (89%)	39 (8%)	10 (2%)	8	38
1	B	457/484 (94%)	409 (90%)	38 (8%)	10 (2%)	8	38
1	C	457/484 (94%)	407 (89%)	41 (9%)	9 (2%)	9	41

Continued on next page...

Continued from previous page...

Mol	Chain	Analysed	Favoured	Allowed	Outliers	Percentiles	
1	D	457/484 (94%)	403 (88%)	42 (9%)	12 (3%)	7	33
1	E	457/484 (94%)	410 (90%)	37 (8%)	10 (2%)	8	38
1	F	457/484 (94%)	399 (87%)	50 (11%)	8 (2%)	11	45
All	All	2742/2904 (94%)	2436 (89%)	247 (9%)	59 (2%)	8	38

All (59) Ramachandran outliers are listed below:

Mol	Chain	Res	Type
1	A	244	GLU
1	B	244	GLU
1	C	244	GLU
1	D	244	GLU
1	D	436	LYS
1	E	244	GLU
1	E	441	ALA
1	F	244	GLU
1	A	130	SER
1	A	406	SER
1	C	133	THR
1	C	406	SER
1	D	129	GLY
1	F	129	GLY
1	A	438	PRO
1	A	443	ARG
1	B	252	ASP
1	B	406	SER
1	E	299	VAL
1	E	433	GLY
1	A	433	GLY
1	B	10	PRO
1	B	129	GLY
1	B	251	SER
1	C	252	ASP
1	D	10	PRO
1	D	251	SER
1	D	252	ASP
1	D	329	HIS
1	D	406	SER
1	E	251	SER
1	E	252	ASP
1	E	443	ARG

Continued on next page...

Continued from previous page...

Mol	Chain	Res	Type
1	F	299	VAL
1	F	362	PRO
1	F	406	SER
1	A	10	PRO
1	A	251	SER
1	A	391	ALA
1	B	329	HIS
1	C	10	PRO
1	C	251	SER
1	D	391	ALA
1	D	435	ILE
1	E	10	PRO
1	E	406	SER
1	B	248	GLU
1	C	248	GLU
1	D	248	GLU
1	F	128	ASP
1	D	299	VAL
1	F	10	PRO
1	A	299	VAL
1	F	449	ILE
1	B	299	VAL
1	B	433	GLY
1	C	299	VAL
1	C	362	PRO
1	E	449	ILE

5.3.2 Protein sidechains ⓘ

In the following table, the Percentiles column shows the percent sidechain outliers of the chain as a percentile score with respect to all X-ray entries followed by that with respect to entries of similar resolution.

The Analysed column shows the number of residues for which the sidechain conformation was analysed, and the total number of residues.

Mol	Chain	Analysed	Rotameric	Outliers	Percentiles	
1	A	390/403 (97%)	369 (95%)	21 (5%)	27	66
1	B	390/403 (97%)	364 (93%)	26 (7%)	20	57
1	C	390/403 (97%)	368 (94%)	22 (6%)	26	65
1	D	390/403 (97%)	369 (95%)	21 (5%)	27	66

Continued on next page...

Continued from previous page...

Mol	Chain	Analysed	Rotameric	Outliers	Percentiles	
1	E	390/403 (97%)	367 (94%)	23 (6%)	24	63
1	F	390/403 (97%)	367 (94%)	23 (6%)	24	63
All	All	2340/2418 (97%)	2204 (94%)	136 (6%)	25	63

All (136) residues with a non-rotameric sidechain are listed below:

Mol	Chain	Res	Type
1	A	25	VAL
1	A	28	LEU
1	A	51	LEU
1	A	89	ARG
1	A	202	LEU
1	A	222	LEU
1	A	244	GLU
1	A	265	LEU
1	A	284	ASN
1	A	296	ARG
1	A	300	TRP
1	A	301	LEU
1	A	322	HIS
1	A	351	LEU
1	A	364	GLU
1	A	400	VAL
1	A	403	ASP
1	A	431	LEU
1	A	437	LEU
1	A	440	GLN
1	A	469	ARG
1	B	25	VAL
1	B	28	LEU
1	B	51	LEU
1	B	89	ARG
1	B	95	SER
1	B	148	THR
1	B	168	PHE
1	B	190	THR
1	B	202	LEU
1	B	207	THR
1	B	222	LEU
1	B	244	GLU
1	B	265	LEU

Continued on next page...

Continued from previous page...

Mol	Chain	Res	Type
1	B	284	ASN
1	B	300	TRP
1	B	301	LEU
1	B	322	HIS
1	B	351	LEU
1	B	361	ARG
1	B	364	GLU
1	B	400	VAL
1	B	431	LEU
1	B	437	LEU
1	B	438	PRO
1	B	443	ARG
1	B	469	ARG
1	C	25	VAL
1	C	28	LEU
1	C	51	LEU
1	C	89	ARG
1	C	131	GLU
1	C	132	LEU
1	C	151	LEU
1	C	202	LEU
1	C	207	THR
1	C	222	LEU
1	C	244	GLU
1	C	265	LEU
1	C	284	ASN
1	C	300	TRP
1	C	301	LEU
1	C	322	HIS
1	C	342	PRO
1	C	351	LEU
1	C	400	VAL
1	C	431	LEU
1	C	443	ARG
1	C	469	ARG
1	D	25	VAL
1	D	28	LEU
1	D	51	LEU
1	D	89	ARG
1	D	149	THR
1	D	168	PHE
1	D	190	THR

Continued on next page...

Continued from previous page...

Mol	Chain	Res	Type
1	D	202	LEU
1	D	222	LEU
1	D	244	GLU
1	D	265	LEU
1	D	284	ASN
1	D	296	ARG
1	D	300	TRP
1	D	301	LEU
1	D	322	HIS
1	D	351	LEU
1	D	364	GLU
1	D	400	VAL
1	D	437	LEU
1	D	469	ARG
1	E	25	VAL
1	E	28	LEU
1	E	51	LEU
1	E	89	ARG
1	E	95	SER
1	E	149	THR
1	E	168	PHE
1	E	190	THR
1	E	202	LEU
1	E	222	LEU
1	E	244	GLU
1	E	265	LEU
1	E	284	ASN
1	E	300	TRP
1	E	301	LEU
1	E	322	HIS
1	E	351	LEU
1	E	364	GLU
1	E	396	LEU
1	E	400	VAL
1	E	431	LEU
1	E	443	ARG
1	E	469	ARG
1	F	25	VAL
1	F	28	LEU
1	F	51	LEU
1	F	89	ARG
1	F	133	THR

Continued on next page...

Continued from previous page...

Mol	Chain	Res	Type
1	F	150	GLU
1	F	168	PHE
1	F	190	THR
1	F	202	LEU
1	F	207	THR
1	F	222	LEU
1	F	244	GLU
1	F	265	LEU
1	F	284	ASN
1	F	300	TRP
1	F	301	LEU
1	F	322	HIS
1	F	351	LEU
1	F	364	GLU
1	F	366	VAL
1	F	400	VAL
1	F	431	LEU
1	F	469	ARG

Some sidechains can be flipped to improve hydrogen bonding and reduce clashes. All (65) such sidechains are listed below:

Mol	Chain	Res	Type
1	A	12	GLN
1	A	173	HIS
1	A	220	GLN
1	A	237	ASN
1	A	284	ASN
1	A	313	GLN
1	A	329	HIS
1	A	395	ASN
1	A	471	HIS
1	B	12	GLN
1	B	173	HIS
1	B	188	HIS
1	B	220	GLN
1	B	237	ASN
1	B	284	ASN
1	B	313	GLN
1	B	329	HIS
1	B	395	ASN
1	B	442	ASN
1	B	471	HIS

Continued on next page...

Continued from previous page...

Mol	Chain	Res	Type
1	C	12	GLN
1	C	173	HIS
1	C	188	HIS
1	C	220	GLN
1	C	237	ASN
1	C	284	ASN
1	C	313	GLN
1	C	329	HIS
1	C	395	ASN
1	C	440	GLN
1	C	442	ASN
1	C	471	HIS
1	D	12	GLN
1	D	173	HIS
1	D	188	HIS
1	D	220	GLN
1	D	237	ASN
1	D	284	ASN
1	D	313	GLN
1	D	329	HIS
1	D	395	ASN
1	D	442	ASN
1	D	471	HIS
1	E	12	GLN
1	E	173	HIS
1	E	188	HIS
1	E	220	GLN
1	E	237	ASN
1	E	284	ASN
1	E	313	GLN
1	E	329	HIS
1	E	395	ASN
1	E	440	GLN
1	E	471	HIS
1	F	12	GLN
1	F	173	HIS
1	F	188	HIS
1	F	220	GLN
1	F	237	ASN
1	F	284	ASN
1	F	313	GLN
1	F	329	HIS

Continued on next page...

Continued from previous page...

Mol	Chain	Res	Type
1	F	395	ASN
1	F	442	ASN
1	F	471	HIS

5.3.3 RNA [i](#)

There are no RNA molecules in this entry.

5.4 Non-standard residues in protein, DNA, RNA chains [i](#)

There are no non-standard protein/DNA/RNA residues in this entry.

5.5 Carbohydrates [i](#)

There are no carbohydrates in this entry.

5.6 Ligand geometry [i](#)

6 ligands are modelled in this entry.

In the following table, the Counts columns list the number of bonds (or angles) for which Mogul statistics could be retrieved, the number of bonds (or angles) that are observed in the model and the number of bonds (or angles) that are defined in the chemical component dictionary. The Link column lists molecule types, if any, to which the group is linked. The Z score for a bond length (or angle) is the number of standard deviations the observed value is removed from the expected value. A bond length (or angle) with $|Z| > 2$ is considered an outlier worth inspection. RMSZ is the root-mean-square of all Z scores of the bond lengths (or angles).

Mol	Type	Chain	Res	Link	Bond lengths			Bond angles		
					Counts	RMSZ	$\# Z > 2$	Counts	RMSZ	$\# Z > 2$
2	PO4	A	506	-	4,4,4	1.06	0	6,6,6	0.27	0
2	PO4	B	503	-	4,4,4	1.17	0	6,6,6	0.27	0
2	PO4	C	502	-	4,4,4	1.09	0	6,6,6	0.27	0
2	PO4	D	505	-	4,4,4	1.24	0	6,6,6	0.27	0
2	PO4	E	504	-	4,4,4	1.07	0	6,6,6	0.27	0
2	PO4	F	501	-	4,4,4	1.12	0	6,6,6	0.27	0

In the following table, the Chirals column lists the number of chiral outliers, the number of chiral centers analysed, the number of these observed in the model and the number defined in the chemical component dictionary. Similar counts are reported in the Torsion and Rings columns. '-' means no outliers of that kind were identified.

Mol	Type	Chain	Res	Link	Chirals	Torsions	Rings
2	PO4	A	506	-	-	0/0/0/0	0/0/0/0
2	PO4	B	503	-	-	0/0/0/0	0/0/0/0
2	PO4	C	502	-	-	0/0/0/0	0/0/0/0
2	PO4	D	505	-	-	0/0/0/0	0/0/0/0
2	PO4	E	504	-	-	0/0/0/0	0/0/0/0
2	PO4	F	501	-	-	0/0/0/0	0/0/0/0

There are no bond length outliers.

There are no bond angle outliers.

There are no chirality outliers.

There are no torsion outliers.

There are no ring outliers.

2 monomers are involved in 2 short contacts:

Mol	Chain	Res	Type	Clashes	Symm-Clashes
2	E	504	PO4	1	0
2	F	501	PO4	1	0

5.7 Other polymers [i](#)

There are no such residues in this entry.

5.8 Polymer linkage issues [i](#)

There are no chain breaks in this entry.

6 Fit of model and data ⓘ

6.1 Protein, DNA and RNA chains ⓘ

EDS was not executed - this section will therefore be empty.

6.2 Non-standard residues in protein, DNA, RNA chains ⓘ

EDS was not executed - this section will therefore be empty.

6.3 Carbohydrates ⓘ

EDS was not executed - this section will therefore be empty.

6.4 Ligands ⓘ

EDS was not executed - this section will therefore be empty.

6.5 Other polymers ⓘ

EDS was not executed - this section will therefore be empty.