



## wwPDB EM Map/Model Validation Report ⓘ

Oct 17, 2016 – 07:12 PM EDT

PDB ID : 5TAT  
EMDB ID: : EMD-8384  
Title : Structure of rabbit RyR1 (Caffeine/ATP/EGTA dataset, class 2)  
Authors : Clarke, O.B.; des Georges, A.; Zalk, R.; Marks, A.R.; Hendrickson, W.A.; Frank, J.  
Deposited on : 2016-09-10  
Resolution : 4.80 Å(reported)

This is a wwPDB EM Map/Model Validation Report for a publicly released PDB/EMDB entry.  
For rigid body fitted models, validation errors reported here could stem from errors in the original structure(s) used in the fitting.  
We welcome your comments at [validation@mail.wwpdb.org](mailto:validation@mail.wwpdb.org)  
A user guide is available at  
<http://wwpdb.org/validation/2016/EMValidationReportHelp>

---

MolProbity : 4.02b-467  
Mogul : 1.7.1 (RC1), CSD as537be (2016)  
Percentile statistics : 20151230.v01 (using entries in the PDB archive December 30th 2015)  
Ideal geometry (proteins) : Engh & Huber (2001)  
Ideal geometry (DNA, RNA) : Parkinson et. al. (1996)  
Validation Pipeline (wwPDB-VP) : rb-20027939

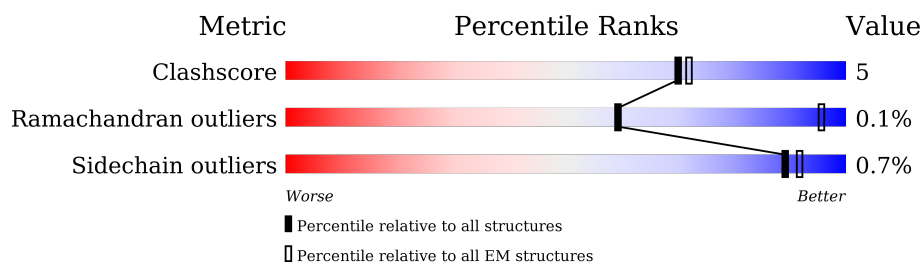
# 1 Overall quality at a glance ⓘ

The following experimental techniques were used to determine the structure:

*ELECTRON MICROSCOPY*

The reported resolution of this entry is 4.80 Å.

Percentile scores (ranging between 0-100) for global validation metrics of the entry are shown in the following graphic. The table shows the number of entries on which the scores are based.



Metric	Whole archive (#Entries)	EM structures (#Entries)
Clashscore	114402	924
Ramachandran outliers	111179	726
Sidechain outliers	111093	686

The table below summarises the geometric issues observed across the polymeric chains. The red, orange, yellow and green segments on the bar indicate the fraction of residues that contain outliers for  $\geq 3$ , 2, 1 and 0 types of geometric quality criteria. A grey segment represents the fraction of residues that are not modelled. The numeric value for each fraction is indicated below the corresponding segment, with a dot representing fractions  $\leq 5\%$

Mol	Chain	Length	Quality of chain
1	A	108	84% 15% .
1	F	108	83% 16% .
1	H	108	83% 16% .
1	J	108	85% 14% .
2	B	4416	84% 11% 5%
2	E	4416	84% 10% 5%
2	G	4416	84% 10% 5%
2	I	4416	84% 10% 5%

## 2 Entry composition

There are 5 unique types of molecules in this entry. The entry contains 121452 atoms, of which 0 are hydrogens and 0 are deuteriums.

In the tables below, the AltConf column contains the number of residues with at least one atom in alternate conformation and the Trace column contains the number of residues modelled with at most 2 atoms.

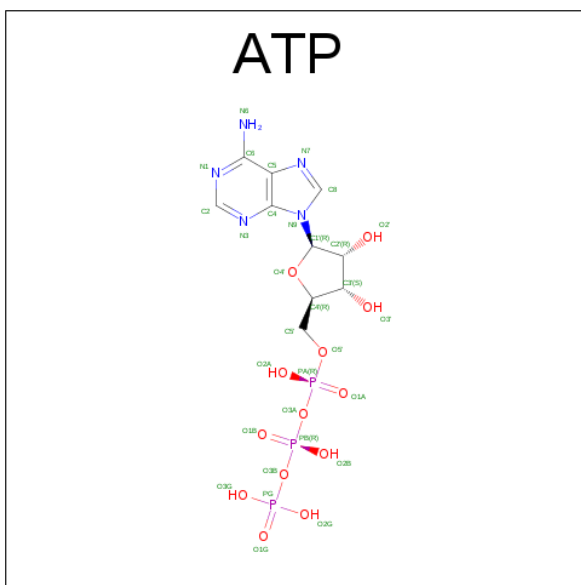
- Molecule 1 is a protein called Peptidyl-prolyl cis-trans isomerase FKBP1B.

Mol	Chain	Residues	Atoms					AltConf	Trace
1	F	107	Total	C	N	O	S	0	0
			818	516	144	154	4		
1	A	107	Total	C	N	O	S	0	0
			818	516	144	154	4		
1	H	107	Total	C	N	O	S	0	0
			818	516	144	154	4		
1	J	107	Total	C	N	O	S	0	0
			818	516	144	154	4		

- Molecule 2 is a protein called Ryanodine receptor 1.

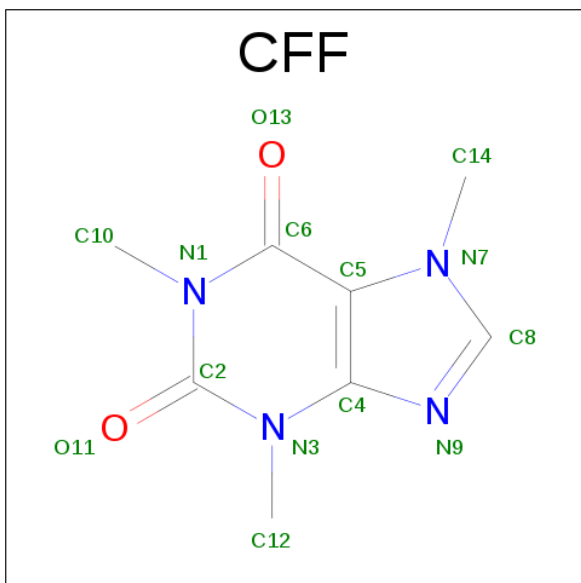
Mol	Chain	Residues	Atoms					AltConf	Trace
2	B	4194	Total	C	N	O	S	0	0
			29499	18686	5228	5428	157		
2	I	4194	Total	C	N	O	S	0	0
			29499	18686	5228	5428	157		
2	E	4194	Total	C	N	O	S	0	0
			29499	18686	5228	5428	157		
2	G	4194	Total	C	N	O	S	0	0
			29499	18686	5228	5428	157		

- Molecule 3 is ADENOSINE-5'-TRIPHOSPHATE (three-letter code: ATP) (formula:  $C_{10}H_{16}N_5O_{13}P_3$ ).



Mol	Chain	Residues	Atoms					AltConf
3	B	1	Total 31	C 10	N 5	O 13	P 3	0
3	I	1	Total 31	C 10	N 5	O 13	P 3	0
3	E	1	Total 31	C 10	N 5	O 13	P 3	0
3	G	1	Total 31	C 10	N 5	O 13	P 3	0

- Molecule 4 is CAFFEINE (three-letter code: CFF) (formula:  $\text{C}_8\text{H}_{10}\text{N}_4\text{O}_2$ ).



Mol	Chain	Residues	Atoms				AltConf
4	B	1	Total	C	N	O	0
			14	8	4	2	
4	I	1	Total	C	N	O	0
			14	8	4	2	
4	E	1	Total	C	N	O	0
			14	8	4	2	
4	G	1	Total	C	N	O	0
			14	8	4	2	

- Molecule 5 is ZINC ION (three-letter code: ZN) (formula: Zn).

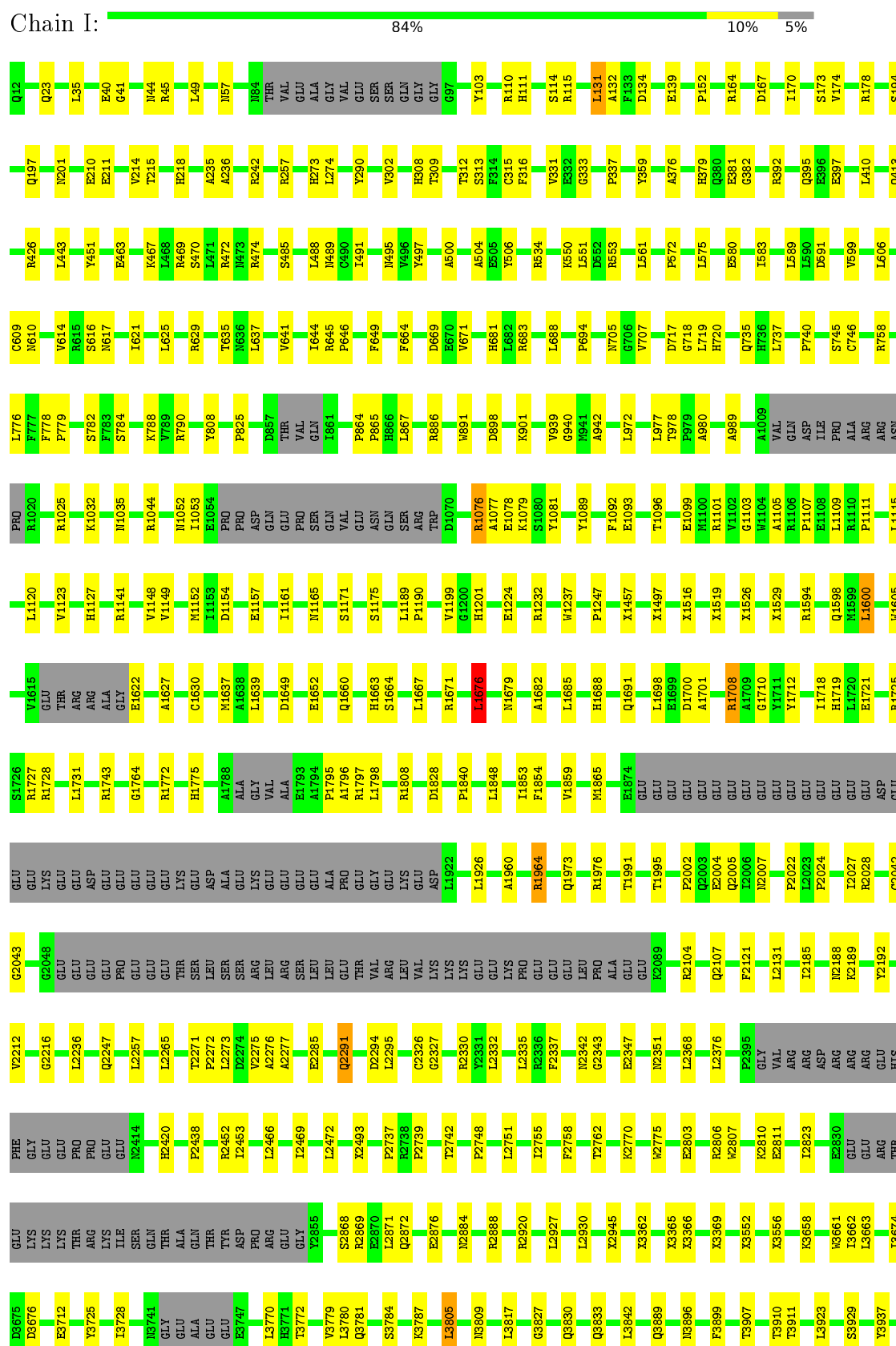
Mol	Chain	Residues	Atoms		AltConf
5	G	1	Total	Zn	0
			1	1	
5	B	1	Total	Zn	0
			1	1	
5	I	1	Total	Zn	0
			1	1	
5	E	1	Total	Zn	0
			1	1	




**WORLDWIDE PDB**  
 PROTEIN DATA BANK  

**EMDataBank**  
 Unified Data Resource for 3DEM

Chain I:










## 4 Experimental information

Property	Value	Source
Reconstruction method	SINGLE PARTICLE	Depositor
Imposed symmetry	POINT, Not provided	Depositor
Number of particles used	55564	Depositor
Resolution determination method	FSC 0.143 CUT-OFF	Depositor
CTF correction method	Not provided	Depositor
Microscope	FEI POLARA 300	Depositor
Voltage (kV)	300	Depositor
Electron dose ( $e^-/\text{\AA}^2$ )	Not provided	Depositor
Minimum defocus (nm)	Not provided	Depositor
Maximum defocus (nm)	Not provided	Depositor
Magnification	Not provided	Depositor
Image detector	Not provided	Depositor

## 5 Model quality

### 5.1 Standard geometry

Bond lengths and bond angles in the following residue types are not validated in this section: CFF, ZN, ATP

The Z score for a bond length (or angle) is the number of standard deviations the observed value is removed from the expected value. A bond length (or angle) with  $|Z| > 5$  is considered an outlier worth inspection. RMSZ is the root-mean-square of all Z scores of the bond lengths (or angles).

Mol	Chain	Bond lengths		Bond angles	
		RMSZ	$\# Z  > 2$	RMSZ	$\# Z  > 2$
1	A	0.31	0/834	0.52	0/1123
1	F	0.31	0/834	0.52	0/1123
1	H	0.31	0/834	0.52	0/1123
1	J	0.31	0/834	0.52	0/1123
2	B	0.29	0/25428	0.53	6/34534 (0.0%)
2	E	0.29	0/25428	0.53	6/34534 (0.0%)
2	G	0.29	0/25428	0.53	6/34534 (0.0%)
2	I	0.29	0/25428	0.53	6/34534 (0.0%)
All	All	0.29	0/105048	0.53	24/142628 (0.0%)

Chiral center outliers are detected by calculating the chiral volume of a chiral center and verifying if the center is modelled as a planar moiety or with the opposite hand. A planarity outlier is detected by checking planarity of atoms in a peptide group, atoms in a mainchain group or atoms of a sidechain that are expected to be planar.

Mol	Chain	#Chirality outliers	#Planarity outliers
2	B	0	14
2	E	0	14
2	G	0	14
2	I	0	14
All	All	0	56

There are no bond length outliers.

All (24) bond angle outliers are listed below:

Mol	Chain	Res	Type	Atoms	Z	Observed(°)	Ideal(°)
2	B	131	LEU	CA-CB-CG	8.17	134.09	115.30
2	E	131	LEU	CA-CB-CG	8.17	134.09	115.30
2	I	131	LEU	CA-CB-CG	8.17	134.08	115.30
2	G	131	LEU	CA-CB-CG	8.16	134.08	115.30

*Continued on next page...*

*Continued from previous page...*

Mol	Chain	Res	Type	Atoms	Z	Observed(°)	Ideal(°)
2	E	1600	LEU	CA-CB-CG	7.04	131.49	115.30
2	G	1600	LEU	CA-CB-CG	7.04	131.49	115.30
2	B	1600	LEU	CA-CB-CG	7.03	131.47	115.30
2	I	1600	LEU	CA-CB-CG	7.00	131.39	115.30
2	I	1676	LEU	CA-CB-CG	6.44	130.12	115.30
2	G	1676	LEU	CA-CB-CG	6.44	130.11	115.30
2	E	1676	LEU	CA-CB-CG	6.43	130.10	115.30
2	B	1676	LEU	CA-CB-CG	6.42	130.07	115.30
2	G	4985	LEU	CA-CB-CG	6.31	129.82	115.30
2	B	4985	LEU	CA-CB-CG	6.31	129.81	115.30
2	I	4985	LEU	CA-CB-CG	6.30	129.78	115.30
2	E	4985	LEU	CA-CB-CG	6.29	129.76	115.30
2	G	977	LEU	CA-CB-CG	6.18	129.51	115.30
2	I	977	LEU	CA-CB-CG	6.18	129.50	115.30
2	E	977	LEU	CA-CB-CG	6.17	129.50	115.30
2	B	977	LEU	CA-CB-CG	6.17	129.48	115.30
2	B	688	LEU	CA-CB-CG	6.01	129.12	115.30
2	I	688	LEU	CA-CB-CG	6.01	129.11	115.30
2	E	688	LEU	CA-CB-CG	6.00	129.10	115.30
2	G	688	LEU	CA-CB-CG	5.99	129.08	115.30

There are no chirality outliers.

All (56) planarity outliers are listed below:

Mol	Chain	Res	Type	Group
2	B	139	GLU	Peptide
2	B	1676	LEU	Peptide
2	B	1795	PRO	Peptide
2	B	1828	ASP	Peptide
2	B	1840	PRO	Peptide
2	B	2291	GLN	Peptide
2	B	2343	GLY	Peptide
2	B	2472	LEU	Peptide
2	B	2807	TRP	Peptide
2	B	312	THR	Peptide
2	B	3971	GLY	Peptide
2	B	4666	VAL	Peptide
2	B	694	PRO	Peptide
2	B	808	TYR	Peptide
2	E	139	GLU	Peptide
2	E	1676	LEU	Peptide
2	E	1795	PRO	Peptide

*Continued on next page...*

*Continued from previous page...*

Mol	Chain	Res	Type	Group
2	E	1828	ASP	Peptide
2	E	1840	PRO	Peptide
2	E	2291	GLN	Peptide
2	E	2343	GLY	Peptide
2	E	2472	LEU	Peptide
2	E	2807	TRP	Peptide
2	E	312	THR	Peptide
2	E	3971	GLY	Peptide
2	E	4666	VAL	Peptide
2	E	694	PRO	Peptide
2	E	808	TYR	Peptide
2	G	139	GLU	Peptide
2	G	1676	LEU	Peptide
2	G	1795	PRO	Peptide
2	G	1828	ASP	Peptide
2	G	1840	PRO	Peptide
2	G	2291	GLN	Peptide
2	G	2343	GLY	Peptide
2	G	2472	LEU	Peptide
2	G	2807	TRP	Peptide
2	G	312	THR	Peptide
2	G	3971	GLY	Peptide
2	G	4666	VAL	Peptide
2	G	694	PRO	Peptide
2	G	808	TYR	Peptide
2	I	139	GLU	Peptide
2	I	1676	LEU	Peptide
2	I	1795	PRO	Peptide
2	I	1828	ASP	Peptide
2	I	1840	PRO	Peptide
2	I	2291	GLN	Peptide
2	I	2343	GLY	Peptide
2	I	2472	LEU	Peptide
2	I	2807	TRP	Peptide
2	I	312	THR	Peptide
2	I	3971	GLY	Peptide
2	I	4666	VAL	Peptide
2	I	694	PRO	Peptide
2	I	808	TYR	Peptide

## 5.2 Too-close contacts ⓘ

In the following table, the Non-H and H(model) columns list the number of non-hydrogen atoms and hydrogen atoms in the chain respectively. The H(added) column lists the number of hydrogen atoms added and optimized by MolProbity. The Clashes column lists the number of clashes within the asymmetric unit, whereas Symm-Clashes lists symmetry related clashes.

Mol	Chain	Non-H	H(model)	H(added)	Clashes	Symm-Clashes
1	A	818	0	824	10	0
1	F	818	0	824	11	0
1	H	818	0	824	11	0
1	J	818	0	824	9	0
2	B	29499	0	24741	252	0
2	E	29499	0	24741	250	0
2	G	29499	0	24741	251	0
2	I	29499	0	24741	253	0
3	B	31	0	12	1	0
3	E	31	0	12	1	0
3	G	31	0	12	1	0
3	I	31	0	12	1	0
4	B	14	0	10	1	0
4	E	14	0	10	1	0
4	G	14	0	10	1	0
4	I	14	0	10	1	0
5	B	1	0	0	0	0
5	E	1	0	0	0	0
5	G	1	0	0	0	0
5	I	1	0	0	0	0
All	All	121452	0	102348	1016	0

The all-atom clashscore is defined as the number of clashes found per 1000 atoms (including hydrogen atoms). The all-atom clashscore for this structure is 5.

All (1016) close contacts within the same asymmetric unit are listed below, sorted by their clash magnitude.

Atom-1	Atom-2	Interatomic distance (Å)	Clash overlap (Å)
2:E:2291:GLN:HB2	2:E:2295:LEU:HG	1.78	0.66
2:G:2291:GLN:HB2	2:G:2295:LEU:HG	1.78	0.66
2:I:379:HIS:HD2	2:I:382:GLY:H	1.45	0.65
2:B:1743:ARG:O	2:B:1964:ARG:NH2	2.30	0.65
2:E:4958:CYS:O	3:E:5101:ATP:N6	2.30	0.65
2:I:2291:GLN:HB2	2:I:2295:LEU:HG	1.78	0.65
2:B:2291:GLN:HB2	2:B:2295:LEU:HG	1.78	0.64

*Continued on next page...*

*Continued from previous page...*

Atom-1	Atom-2	Interatomic distance (Å)	Clash overlap (Å)
2:B:426:ARG:HB2	2:B:506:TYR:HA	1.79	0.64
2:B:4958:CYS:O	3:B:5101:ATP:N6	2.30	0.64
2:G:1743:ARG:O	2:G:1964:ARG:NH2	2.30	0.64
2:E:788:LYS:HG2	2:E:1630:CYS:H	1.63	0.64
2:G:426:ARG:HB2	2:G:506:TYR:HA	1.79	0.64
2:B:379:HIS:HD2	2:B:382:GLY:H	1.45	0.64
2:G:4958:CYS:O	3:G:5101:ATP:N6	2.30	0.64
2:B:641:VAL:HG21	2:B:705:ASN:HA	1.81	0.63
2:E:379:HIS:HD2	2:E:382:GLY:H	1.45	0.63
2:I:1743:ARG:O	2:I:1964:ARG:NH2	2.30	0.63
2:I:426:ARG:HB2	2:I:506:TYR:HA	1.79	0.63
2:I:4958:CYS:O	3:I:5101:ATP:N6	2.30	0.63
2:I:4582:VAL:HG11	2:G:4860:ARG:HD2	1.81	0.63
2:G:788:LYS:HG2	2:G:1630:CYS:H	1.62	0.63
2:B:4582:VAL:HG11	2:I:4860:ARG:HD2	1.81	0.63
2:E:1743:ARG:O	2:E:1964:ARG:NH2	2.30	0.63
2:E:580:GLU:HG2	2:E:583:ILE:HD11	1.80	0.63
2:E:4860:ARG:HD2	2:G:4582:VAL:HG11	1.80	0.63
2:I:683:ARG:HB2	2:I:782:SER:HB3	1.81	0.63
2:I:580:GLU:HG2	2:I:583:ILE:HD11	1.80	0.63
2:B:788:LYS:HG2	2:B:1630:CYS:H	1.62	0.63
2:I:641:VAL:HG21	2:I:705:ASN:HA	1.81	0.63
2:B:745:SER:HB2	2:B:758:ARG:HB3	1.81	0.62
2:I:745:SER:HB2	2:I:758:ARG:HB3	1.81	0.62
2:E:4104:THR:HG22	2:E:4106:PRO:HD2	1.82	0.62
2:E:745:SER:HB2	2:E:758:ARG:HB3	1.81	0.62
2:G:745:SER:HB2	2:G:758:ARG:HB3	1.81	0.62
2:E:426:ARG:HB2	2:E:506:TYR:HA	1.79	0.62
2:E:641:VAL:HG21	2:E:705:ASN:HA	1.81	0.62
2:I:788:LYS:HG2	2:I:1630:CYS:H	1.62	0.62
2:E:1152:MET:HB2	2:E:1161:ILE:HB	1.82	0.62
2:G:1152:MET:HB2	2:G:1161:ILE:HB	1.82	0.62
2:B:1152:MET:HB2	2:B:1161:ILE:HB	1.82	0.62
2:G:683:ARG:HB2	2:G:782:SER:HB3	1.81	0.62
2:G:580:GLU:HG2	2:G:583:ILE:HD11	1.80	0.62
2:G:641:VAL:HG21	2:G:705:ASN:HA	1.81	0.62
2:B:4104:THR:HG22	2:B:4106:PRO:HD2	1.82	0.62
2:E:683:ARG:HB2	2:E:782:SER:HB3	1.81	0.62
2:B:683:ARG:HB2	2:B:782:SER:HB3	1.81	0.61
2:B:3937:TYR:O	2:B:4002:LYS:NZ	2.34	0.61
2:E:4674:GLU:HG3	2:E:4714:ASN:HB3	1.83	0.61

*Continued on next page...*

*Continued from previous page...*

Atom-1	Atom-2	Interatomic distance (Å)	Clash overlap (Å)
2:G:379:HIS:HD2	2:G:382:GLY:H	1.45	0.61
2:B:580:GLU:HG2	2:B:583:ILE:HD11	1.80	0.61
2:G:4674:GLU:HG3	2:G:4714:ASN:HB3	1.83	0.61
2:B:4674:GLU:HG3	2:B:4714:ASN:HB3	1.83	0.61
2:G:4104:THR:HG22	2:G:4106:PRO:HD2	1.82	0.61
2:I:1152:MET:HB2	2:I:1161:ILE:HB	1.82	0.61
2:E:3937:TYR:O	2:E:4002:LYS:NZ	2.34	0.61
2:I:173:SER:HB3	2:I:178:ARG:H	1.66	0.61
2:G:173:SER:HB3	2:G:178:ARG:H	1.66	0.61
2:I:4674:GLU:HG3	2:I:4714:ASN:HB3	1.83	0.61
2:B:4860:ARG:HD2	2:E:4582:VAL:HG11	1.81	0.61
2:G:3937:TYR:O	2:G:4002:LYS:NZ	2.34	0.60
2:I:4104:THR:HG22	2:I:4106:PRO:HD2	1.82	0.60
2:B:173:SER:HB3	2:B:178:ARG:H	1.66	0.60
2:G:3955:MET:HG3	2:G:4019:LEU:HD22	1.84	0.60
2:I:3937:TYR:O	2:I:4002:LYS:NZ	2.34	0.60
2:B:2291:GLN:HB3	2:B:2294:ASP:H	1.67	0.60
2:I:2291:GLN:HB3	2:I:2294:ASP:H	1.67	0.60
2:G:2291:GLN:HB3	2:G:2294:ASP:H	1.67	0.59
2:I:359:TYR:HA	2:I:376:ALA:HA	1.84	0.59
2:I:3955:MET:HG3	2:I:4019:LEU:HD22	1.84	0.59
2:E:3955:MET:HG3	2:E:4019:LEU:HD22	1.84	0.59
2:E:2291:GLN:HB3	2:E:2294:ASP:H	1.67	0.59
2:E:1685:LEU:HA	2:E:1688:HIS:HD2	1.68	0.59
2:E:173:SER:HB3	2:E:178:ARG:H	1.66	0.59
2:B:359:TYR:HA	2:B:376:ALA:HA	1.84	0.59
2:B:3955:MET:HG3	2:B:4019:LEU:HD22	1.84	0.59
2:B:2347:GLU:O	2:B:2351:ASN:N	2.32	0.59
2:E:4996:ILE:HG12	4:E:5102:CFF:H123	1.85	0.59
2:I:2737:PRO:O	2:I:2888:ARG:NH2	2.36	0.59
2:I:4996:ILE:HG12	4:I:5102:CFF:H123	1.85	0.59
2:B:4996:ILE:HG12	4:B:5102:CFF:H123	1.85	0.59
2:G:1685:LEU:HA	2:G:1688:HIS:HD2	1.68	0.59
2:I:1685:LEU:HA	2:I:1688:HIS:HD2	1.68	0.59
2:I:1519:UNK:HA	2:I:1526:UNK:HA	1.85	0.58
2:G:359:TYR:HA	2:G:376:ALA:HA	1.84	0.58
2:E:2737:PRO:O	2:E:2888:ARG:NH2	2.36	0.58
2:G:2737:PRO:O	2:G:2888:ARG:NH2	2.36	0.58
2:G:1519:UNK:HA	2:G:1526:UNK:HA	1.85	0.58
2:G:4996:ILE:HG12	4:G:5102:CFF:H123	1.85	0.58
2:B:1685:LEU:HA	2:B:1688:HIS:HD2	1.68	0.58

*Continued on next page...*

*Continued from previous page...*

Atom-1	Atom-2	Interatomic distance (Å)	Clash overlap (Å)
2:B:2737:PRO:O	2:B:2888:ARG:NH2	2.36	0.58
2:E:359:TYR:HA	2:E:376:ALA:HA	1.84	0.58
2:G:331:VAL:HG12	2:G:333:GLY:H	1.68	0.58
2:G:671:VAL:HG22	2:G:740:PRO:HG3	1.86	0.58
2:G:2347:GLU:O	2:G:2351:ASN:N	2.32	0.58
2:I:671:VAL:HG22	2:I:740:PRO:HG3	1.86	0.58
2:B:609:CYS:SG	2:B:610:ASN:N	2.77	0.58
2:E:2770:LYS:HB3	2:E:2775:TRP:HB2	1.86	0.57
2:E:174:VAL:O	2:G:2452:ARG:NH1	2.37	0.57
2:G:609:CYS:SG	2:G:610:ASN:N	2.77	0.57
2:G:3770:LEU:HD23	2:G:3772:THR:HG22	1.86	0.57
2:G:683:ARG:NH1	2:G:707:VAL:O	2.37	0.57
2:I:2326:CYS:SG	2:I:2327:GLY:N	2.77	0.57
2:B:174:VAL:O	2:E:2452:ARG:NH1	2.37	0.57
2:E:1519:UNK:HA	2:E:1526:UNK:HA	1.85	0.57
2:E:3770:LEU:HD23	2:E:3772:THR:HG22	1.86	0.57
2:I:2452:ARG:NH1	2:G:174:VAL:O	2.37	0.57
2:B:2326:CYS:SG	2:B:2327:GLY:N	2.77	0.57
2:B:3770:LEU:HD23	2:B:3772:THR:HG22	1.86	0.57
2:G:2326:CYS:SG	2:G:2327:GLY:N	2.77	0.57
2:I:609:CYS:SG	2:I:610:ASN:N	2.77	0.57
2:E:110:ARG:HH21	2:E:115:ARG:HB3	1.69	0.57
2:E:2326:CYS:SG	2:E:2327:GLY:N	2.77	0.57
2:B:2770:LYS:HB3	2:B:2775:TRP:HB2	1.86	0.57
2:G:463:GLU:OE2	2:G:467:LYS:NZ	2.38	0.57
2:B:614:VAL:HG22	2:B:616:SER:H	1.70	0.57
2:I:110:ARG:HH21	2:I:115:ARG:HB3	1.69	0.57
2:I:614:VAL:HG22	2:I:616:SER:H	1.70	0.57
2:B:1519:UNK:HA	2:B:1526:UNK:HA	1.85	0.57
2:G:110:ARG:HH21	2:G:115:ARG:HB3	1.69	0.57
2:G:2748:PRO:HD2	2:G:2751:LEU:HD12	1.86	0.57
2:B:110:ARG:HH21	2:B:115:ARG:HB3	1.69	0.57
2:B:463:GLU:OE2	2:B:467:LYS:NZ	2.38	0.57
2:E:671:VAL:HG22	2:E:740:PRO:HG3	1.86	0.57
2:I:331:VAL:HG12	2:I:333:GLY:H	1.68	0.57
2:B:1079:LYS:NZ	2:B:1107:PRO:O	2.38	0.57
2:E:609:CYS:SG	2:E:610:ASN:N	2.77	0.57
2:I:1079:LYS:NZ	2:I:1107:PRO:O	2.38	0.57
2:I:2770:LYS:HB3	2:I:2775:TRP:HB2	1.86	0.57
2:I:3770:LEU:HD23	2:I:3772:THR:HG22	1.87	0.57
2:B:2748:PRO:HD2	2:B:2751:LEU:HD12	1.86	0.56

*Continued on next page...*

*Continued from previous page...*

Atom-1	Atom-2	Interatomic distance (Å)	Clash overlap (Å)
2:B:671:VAL:HG22	2:B:740:PRO:HG3	1.86	0.56
2:E:463:GLU:OE2	2:E:467:LYS:NZ	2.38	0.56
2:I:132:ALA:HA	2:I:194:SER:HB2	1.87	0.56
2:E:331:VAL:HG12	2:E:333:GLY:H	1.68	0.56
2:B:210:GLU:HG3	2:B:337:PRO:HG3	1.87	0.56
2:B:1865:MET:HB3	2:B:1926:LEU:HB2	1.88	0.56
2:E:614:VAL:HG22	2:E:616:SER:H	1.70	0.56
2:G:132:ALA:HA	2:G:194:SER:HB2	1.88	0.56
2:I:2347:GLU:O	2:I:2351:ASN:N	2.32	0.56
2:I:2748:PRO:HD2	2:I:2751:LEU:HD12	1.86	0.56
2:I:57:ASN:HD22	2:I:308:HIS:HB2	1.70	0.56
2:G:1079:LYS:NZ	2:G:1107:PRO:O	2.38	0.56
2:G:57:ASN:HD22	2:G:308:HIS:HB2	1.70	0.56
2:B:2452:ARG:NH1	2:I:174:VAL:O	2.38	0.56
2:G:2770:LYS:HB3	2:G:2775:TRP:HB2	1.86	0.56
2:I:463:GLU:OE2	2:I:467:LYS:NZ	2.38	0.56
2:B:331:VAL:HG12	2:B:333:GLY:H	1.68	0.56
2:E:132:ALA:HA	2:E:194:SER:HB2	1.88	0.56
2:I:210:GLU:HG3	2:I:337:PRO:HG3	1.88	0.56
2:I:497:TYR:HB3	2:I:500:ALA:HB2	1.88	0.56
2:B:4904:PRO:HB3	2:B:4913:ARG:HD2	1.88	0.56
2:E:1865:MET:HB3	2:E:1926:LEU:HB2	1.88	0.56
2:E:57:ASN:HD22	2:E:308:HIS:HB2	1.70	0.56
2:G:1077:ALA:HB3	2:G:1189:LEU:HD11	1.88	0.56
2:B:132:ALA:HA	2:B:194:SER:HB2	1.87	0.56
2:B:497:TYR:HB3	2:B:500:ALA:HB2	1.88	0.56
2:B:664:PHE:HB2	2:B:746:CYS:HB2	1.88	0.56
2:E:2748:PRO:HD2	2:E:2751:LEU:HD12	1.86	0.56
2:G:1679:ASN:ND2	2:G:1798:LEU:O	2.39	0.56
2:G:1865:MET:HB3	2:G:1926:LEU:HB2	1.88	0.56
2:G:614:VAL:HG22	2:G:616:SER:H	1.70	0.56
2:I:1679:ASN:ND2	2:I:1798:LEU:O	2.39	0.56
2:I:683:ARG:NH1	2:I:707:VAL:O	2.37	0.56
2:E:1079:LYS:NZ	2:E:1107:PRO:O	2.38	0.56
2:B:1679:ASN:ND2	2:B:1798:LEU:O	2.39	0.55
2:E:1679:ASN:ND2	2:E:1798:LEU:O	2.39	0.55
2:E:4904:PRO:HB3	2:E:4913:ARG:HD2	1.88	0.55
2:B:57:ASN:HD22	2:B:308:HIS:HB2	1.70	0.55
2:E:210:GLU:HG3	2:E:337:PRO:HG3	1.88	0.55
2:E:2347:GLU:O	2:E:2351:ASN:N	2.32	0.55
2:I:1865:MET:HB3	2:I:1926:LEU:HB2	1.88	0.55

*Continued on next page...*

*Continued from previous page...*

Atom-1	Atom-2	Interatomic distance (Å)	Clash overlap (Å)
2:I:1077:ALA:HB3	2:I:1189:LEU:HD11	1.88	0.55
2:I:645:ARG:HH11	2:I:778:PHE:HE1	1.55	0.55
2:B:1077:ALA:HB3	2:B:1189:LEU:HD11	1.88	0.55
2:B:683:ARG:NH1	2:B:707:VAL:O	2.37	0.55
2:I:4944:ARG:HH22	2:G:4942:GLU:HA	1.72	0.55
2:I:664:PHE:HB2	2:I:746:CYS:HB2	1.88	0.55
2:B:1109:LEU:HA	2:B:1120:LEU:HD21	1.89	0.55
2:G:1109:LEU:HA	2:G:1120:LEU:HD21	1.89	0.55
2:G:646:PRO:HD2	2:G:779:PRO:HB2	1.89	0.55
2:B:4944:ARG:HH22	2:I:4942:GLU:HA	1.72	0.55
2:E:1077:ALA:HB3	2:E:1189:LEU:HD11	1.88	0.55
2:E:1109:LEU:HA	2:E:1120:LEU:HD21	1.89	0.55
2:G:497:TYR:HB3	2:G:500:ALA:HB2	1.88	0.55
2:I:4904:PRO:HB3	2:I:4913:ARG:HD2	1.88	0.55
2:B:645:ARG:HH11	2:B:778:PHE:HE1	1.55	0.55
2:E:497:TYR:HB3	2:E:500:ALA:HB2	1.88	0.55
2:G:210:GLU:HG3	2:G:337:PRO:HG3	1.87	0.55
2:G:4743:MET:HB3	2:G:4746:ALA:HB3	1.89	0.55
2:E:683:ARG:NH1	2:E:707:VAL:O	2.37	0.55
2:B:1700:ASP:OD2	2:B:1708:ARG:NH2	2.40	0.54
2:I:646:PRO:HD2	2:I:779:PRO:HB2	1.89	0.54
2:B:2420:HIS:ND1	2:B:2493:UNK:O	2.41	0.54
2:E:1105:ALA:HB1	2:E:1109:LEU:HD21	1.89	0.54
2:E:664:PHE:HB2	2:E:746:CYS:HB2	1.88	0.54
2:E:719:LEU:HD22	2:E:735:GLN:HG2	1.90	0.54
2:G:2420:HIS:ND1	2:G:2493:UNK:O	2.40	0.54
2:G:4904:PRO:HB3	2:G:4913:ARG:HD2	1.88	0.54
1:J:34:LYS:HD3	2:I:629:ARG:HD2	1.89	0.54
2:B:4942:GLU:HA	2:E:4944:ARG:HH22	1.73	0.54
2:B:4189:ARG:NH1	2:B:5032:TYR:OH	2.39	0.54
2:G:1105:ALA:HB1	2:G:1109:LEU:HD21	1.89	0.54
2:G:645:ARG:HH11	2:G:778:PHE:HE1	1.55	0.54
2:B:4743:MET:HB3	2:B:4746:ALA:HB3	1.89	0.54
2:E:646:PRO:HD2	2:E:779:PRO:HB2	1.89	0.54
2:I:2420:HIS:ND1	2:I:2493:UNK:O	2.40	0.54
2:I:3948:LYS:NZ	2:I:4008:SER:O	2.41	0.54
2:B:1092:PHE:HB3	2:B:1149:VAL:HB	1.89	0.54
2:E:103:TYR:HB3	2:E:152:PRO:HD3	1.89	0.54
2:I:103:TYR:HB3	2:I:152:PRO:HD3	1.89	0.54
2:I:1700:ASP:OD2	2:I:1708:ARG:NH2	2.40	0.54
2:E:1700:ASP:OD2	2:E:1708:ARG:NH2	2.41	0.54

*Continued on next page...*

*Continued from previous page...*

Atom-1	Atom-2	Interatomic distance (Å)	Clash overlap (Å)
2:E:2420:HIS:ND1	2:E:2493:UNK:O	2.41	0.54
2:I:1109:LEU:HA	2:I:1120:LEU:HD21	1.89	0.54
2:E:2131:LEU:HD23	2:E:3662:ILE:HB	1.90	0.54
2:E:4942:GLU:HA	2:G:4944:ARG:HH22	1.72	0.54
2:E:886:ARG:HB3	2:E:891:TRP:HB2	1.90	0.54
2:G:1700:ASP:OD2	2:G:1708:ARG:NH2	2.41	0.54
2:G:664:PHE:HB2	2:G:746:CYS:HB2	1.88	0.54
2:G:886:ARG:HB3	2:G:891:TRP:HB2	1.90	0.54
2:I:1105:ALA:HB1	2:I:1109:LEU:HD21	1.89	0.54
2:I:4189:ARG:NH1	2:I:5032:TYR:OH	2.39	0.54
2:B:3948:LYS:NZ	2:B:4008:SER:O	2.41	0.54
2:B:646:PRO:HD2	2:B:779:PRO:HB2	1.89	0.54
2:E:645:ARG:HH11	2:E:778:PHE:HE1	1.55	0.54
2:I:886:ARG:HB3	2:I:891:TRP:HB2	1.90	0.54
2:E:3948:LYS:NZ	2:E:4008:SER:O	2.41	0.54
2:G:3948:LYS:NZ	2:G:4008:SER:O	2.40	0.54
2:I:1092:PHE:HB3	2:I:1149:VAL:HB	1.89	0.54
2:B:1105:ALA:HB1	2:B:1109:LEU:HD21	1.89	0.54
2:B:886:ARG:HB3	2:B:891:TRP:HB2	1.90	0.54
2:E:4126:GLU:O	2:E:4130:ASN:ND2	2.40	0.54
2:I:719:LEU:HD22	2:I:735:GLN:HG2	1.90	0.54
2:B:719:LEU:HD22	2:B:735:GLN:HG2	1.90	0.53
2:B:1103:GLY:HA3	2:B:1123:VAL:HA	1.91	0.53
2:B:669:ASP:OD2	2:B:790:ARG:NH2	2.41	0.53
2:G:1103:GLY:HA3	2:G:1123:VAL:HA	1.91	0.53
2:G:2131:LEU:HD23	2:G:3662:ILE:HB	1.90	0.53
2:G:4674:GLU:HB3	2:G:4715:TYR:HB2	1.91	0.53
2:G:4189:ARG:NH1	2:G:5032:TYR:OH	2.39	0.53
2:I:4126:GLU:O	2:I:4130:ASN:ND2	2.40	0.53
2:G:103:TYR:HB3	2:G:152:PRO:HD3	1.89	0.53
2:G:4232:GLU:OE2	2:G:5017:ARG:NH1	2.36	0.53
2:I:4743:MET:HB3	2:I:4746:ALA:HB3	1.89	0.53
2:E:591:ASP:O	2:E:1594:ARG:NH2	2.42	0.53
1:H:34:LYS:HD3	2:G:629:ARG:HD2	1.91	0.53
2:B:103:TYR:HB3	2:B:152:PRO:HD3	1.89	0.53
2:E:1092:PHE:HB3	2:E:1149:VAL:HB	1.89	0.53
2:E:1457:UNK:N	2:E:1497:UNK:O	2.42	0.53
2:I:2751:LEU:HD11	2:I:2823:ILE:HG21	1.91	0.53
2:G:1092:PHE:HB3	2:G:1149:VAL:HB	1.89	0.53
2:B:591:ASP:O	2:B:1594:ARG:NH2	2.42	0.53
2:E:1103:GLY:HA3	2:E:1123:VAL:HA	1.91	0.53

*Continued on next page...*

*Continued from previous page...*

Atom-1	Atom-2	Interatomic distance (Å)	Clash overlap (Å)
2:E:23:GLN:HB3	2:E:201:ASN:HB2	1.91	0.53
2:I:1103:GLY:HA3	2:I:1123:VAL:HA	1.90	0.53
2:B:2751:LEU:HD11	2:B:2823:ILE:HG21	1.91	0.53
2:I:591:ASP:O	2:I:1594:ARG:NH2	2.42	0.53
2:B:4687:TYR:OH	2:B:4699:GLY:O	2.27	0.53
2:E:4743:MET:HB3	2:E:4746:ALA:HB3	1.89	0.53
2:I:1457:UNK:N	2:I:1497:UNK:O	2.42	0.53
2:B:978:THR:HB	2:B:980:ALA:H	1.74	0.53
2:E:978:THR:HB	2:E:980:ALA:H	1.74	0.53
2:G:719:LEU:HD22	2:G:735:GLN:HG2	1.90	0.53
2:I:4674:GLU:HB3	2:I:4715:TYR:HB2	1.91	0.53
2:B:23:GLN:HB3	2:B:201:ASN:HB2	1.91	0.52
2:B:2042:CYS:SG	2:B:2043:GLY:N	2.82	0.52
2:B:2131:LEU:HD23	2:B:3662:ILE:HB	1.90	0.52
2:G:1457:UNK:N	2:G:1497:UNK:O	2.42	0.52
2:G:591:ASP:O	2:G:1594:ARG:NH2	2.42	0.52
2:G:942:ALA:HB2	2:G:1052:ASN:HB2	1.92	0.52
2:B:4581:LYS:HD2	2:B:4632:LEU:HD22	1.92	0.52
2:E:4674:GLU:HB3	2:E:4715:TYR:HB2	1.90	0.52
2:I:4581:LYS:HD2	2:I:4632:LEU:HD22	1.92	0.52
2:E:1796:ALA:HB1	2:E:1797:ARG:HH21	1.75	0.52
2:E:4232:GLU:OE2	2:E:5017:ARG:NH1	2.36	0.52
2:E:942:ALA:HB2	2:E:1052:ASN:HB2	1.92	0.52
2:G:23:GLN:HB3	2:G:201:ASN:HB2	1.91	0.52
2:E:4189:ARG:NH1	2:E:5032:TYR:OH	2.39	0.52
2:I:2042:CYS:SG	2:I:2043:GLY:N	2.82	0.52
2:I:2131:LEU:HD23	2:I:3662:ILE:HB	1.90	0.52
2:I:4232:GLU:OE2	2:I:5017:ARG:NH1	2.36	0.52
2:B:942:ALA:HB2	2:B:1052:ASN:HB2	1.92	0.52
2:B:1796:ALA:HB1	2:B:1797:ARG:HH21	1.75	0.52
2:E:2332:LEU:HD13	2:E:2335:LEU:HD12	1.92	0.52
2:G:4860:ARG:HG3	2:G:4876:CYS:HB3	1.92	0.52
2:I:4687:TYR:OH	2:I:4699:GLY:O	2.27	0.52
2:I:978:THR:HB	2:I:980:ALA:H	1.74	0.52
2:B:1111:PRO:HD3	2:B:1605:TRP:HE1	1.75	0.52
2:E:4687:TYR:OH	2:E:4699:GLY:O	2.27	0.52
2:E:3910:THR:HG23	2:E:3911:THR:HG23	1.92	0.52
2:E:635:THR:HB	2:E:1639:LEU:HD23	1.92	0.52
2:G:2751:LEU:HD11	2:G:2823:ILE:HG21	1.91	0.52
2:G:4152:GLU:OE1	2:G:4192:ARG:NH2	2.43	0.52
2:G:669:ASP:OD2	2:G:790:ARG:NH2	2.41	0.52

*Continued on next page...*

*Continued from previous page...*

Atom-1	Atom-2	Interatomic distance (Å)	Clash overlap (Å)
2:B:1457:UNK:N	2:B:1497:UNK:O	2.42	0.52
2:I:4860:ARG:HG3	2:I:4876:CYS:HB3	1.92	0.52
2:B:4674:GLU:HB3	2:B:4715:TYR:HB2	1.91	0.51
2:B:4860:ARG:HG3	2:B:4876:CYS:HB3	1.92	0.51
1:A:34:LYS:HD3	2:B:629:ARG:HD2	1.90	0.51
2:G:978:THR:HB	2:G:980:ALA:H	1.74	0.51
2:I:4152:GLU:OE1	2:I:4192:ARG:NH2	2.43	0.51
2:B:1667:LEU:HD23	2:B:1671:ARG:HH12	1.76	0.51
2:B:635:THR:HB	2:B:1639:LEU:HD23	1.92	0.51
2:E:1111:PRO:HD3	2:E:1605:TRP:HE1	1.75	0.51
2:E:2751:LEU:HD11	2:E:2823:ILE:HG21	1.91	0.51
2:G:2332:LEU:HD13	2:G:2335:LEU:HD12	1.92	0.51
2:I:1796:ALA:HB1	2:I:1797:ARG:HH21	1.75	0.51
2:I:2257:LEU:HD11	2:I:2276:ALA:HB2	1.93	0.51
2:I:942:ALA:HB2	2:I:1052:ASN:HB2	1.92	0.51
2:B:3805:LEU:HA	2:B:3809:ASN:HD22	1.76	0.51
2:B:4152:GLU:OE1	2:B:4192:ARG:NH2	2.43	0.51
2:E:111:HIS:HD2	2:E:114:SER:H	1.59	0.51
2:I:23:GLN:HB3	2:I:201:ASN:HB2	1.91	0.51
2:B:2257:LEU:HD11	2:B:2276:ALA:HB2	1.93	0.51
2:E:4860:ARG:HG3	2:E:4876:CYS:HB3	1.92	0.51
2:E:3805:LEU:HA	2:E:3809:ASN:HD22	1.76	0.51
1:F:23:VAL:HG22	1:F:47:LYS:HG2	1.93	0.51
2:G:3910:THR:HG23	2:G:3911:THR:HG23	1.92	0.51
2:I:1111:PRO:HD3	2:I:1605:TRP:HE1	1.75	0.51
2:I:3805:LEU:HA	2:I:3809:ASN:HD22	1.76	0.51
2:B:4049:VAL:HG21	2:B:4159:ARG:HD2	1.92	0.51
2:G:1796:ALA:HB1	2:G:1797:ARG:HH21	1.75	0.51
2:G:4581:LYS:HD2	2:G:4632:LEU:HD22	1.92	0.51
1:H:23:VAL:HG22	1:H:47:LYS:HG2	1.93	0.51
1:F:42:ARG:HG2	2:E:1691:GLN:HG2	1.93	0.51
2:E:4049:VAL:HG21	2:E:4159:ARG:HD2	1.92	0.51
2:E:669:ASP:OD2	2:E:790:ARG:NH2	2.41	0.51
2:B:717:ASP:OD1	2:B:720:HIS:ND1	2.44	0.51
2:E:4152:GLU:OE1	2:E:4192:ARG:NH2	2.43	0.51
2:E:485:SER:O	2:E:489:ASN:N	2.41	0.51
2:G:635:THR:HB	2:G:1639:LEU:HD23	1.92	0.51
2:G:4687:TYR:OH	2:G:4699:GLY:O	2.27	0.51
2:I:1667:LEU:HD23	2:I:1671:ARG:HH12	1.76	0.51
2:I:717:ASP:OD1	2:I:720:HIS:ND1	2.44	0.51
2:B:236:ALA:HA	2:B:242:ARG:HD2	1.93	0.51

*Continued on next page...*

*Continued from previous page...*

Atom-1	Atom-2	Interatomic distance (Å)	Clash overlap (Å)
2:E:3817:LEU:HD13	2:E:3899:PHE:HD1	1.75	0.51
2:E:4581:LYS:HD2	2:E:4632:LEU:HD22	1.92	0.51
2:G:1111:PRO:HD3	2:G:1605:TRP:HE1	1.75	0.51
2:G:111:HIS:HD2	2:G:114:SER:H	1.59	0.51
2:G:3805:LEU:HA	2:G:3809:ASN:HD22	1.76	0.51
2:E:717:ASP:OD1	2:E:720:HIS:ND1	2.44	0.51
2:G:972:LEU:O	2:G:1044:ARG:NH2	2.44	0.51
2:I:635:THR:HB	2:I:1639:LEU:HD23	1.92	0.51
1:J:23:VAL:HG22	1:J:47:LYS:HG2	1.93	0.51
2:E:236:ALA:HA	2:E:242:ARG:HD2	1.93	0.50
2:E:40:GLU:HB3	2:E:44:ASN:HB3	1.93	0.50
2:B:989:ALA:O	2:B:1035:ASN:ND2	2.44	0.50
2:B:111:HIS:HD2	2:B:114:SER:H	1.59	0.50
2:G:2257:LEU:HD11	2:G:2276:ALA:HB2	1.93	0.50
2:G:898:ASP:HB3	2:G:901:LYS:HB2	1.94	0.50
2:I:2332:LEU:HD13	2:I:2335:LEU:HD12	1.92	0.50
1:J:42:ARG:HG2	2:I:1691:GLN:HG2	1.93	0.50
2:B:4126:GLU:O	2:B:4130:ASN:ND2	2.40	0.50
2:E:2257:LEU:HD11	2:E:2276:ALA:HB2	1.93	0.50
2:I:3910:THR:HG23	2:I:3911:THR:HG23	1.92	0.50
2:B:972:LEU:O	2:B:1044:ARG:NH2	2.44	0.50
2:B:2332:LEU:HD13	2:B:2335:LEU:HD12	1.92	0.50
2:B:3779:VAL:HG23	2:B:3780:LEU:HD12	1.94	0.50
2:B:4978:HIS:HA	2:B:4982:GLU:HB2	1.94	0.50
2:E:4978:HIS:HA	2:E:4982:GLU:HB2	1.94	0.50
2:G:3817:LEU:HD13	2:G:3899:PHE:HD1	1.75	0.50
2:G:40:GLU:HB3	2:G:44:ASN:HB3	1.93	0.50
2:B:3817:LEU:HD13	2:B:3899:PHE:HD1	1.75	0.50
2:B:3910:THR:HG23	2:B:3911:THR:HG23	1.92	0.50
2:E:989:ALA:O	2:E:1035:ASN:ND2	2.44	0.50
2:E:1721:GLU:OE2	2:E:1725:ARG:NH2	2.45	0.50
1:F:34:LYS:HD3	2:E:629:ARG:HD2	1.92	0.50
2:G:1721:GLU:OE2	2:G:1725:ARG:NH2	2.45	0.50
1:H:42:ARG:HG2	2:G:1691:GLN:HG2	1.94	0.50
2:I:1721:GLU:OE2	2:I:1725:ARG:NH2	2.45	0.50
2:I:3817:LEU:HD13	2:I:3899:PHE:HD1	1.75	0.50
2:I:989:ALA:O	2:I:1035:ASN:ND2	2.44	0.50
2:B:40:GLU:HB3	2:B:44:ASN:HB3	1.93	0.50
2:E:4786:ASP:OD2	2:E:4789:PHE:N	2.43	0.50
2:E:972:LEU:O	2:E:1044:ARG:NH2	2.44	0.50
2:G:717:ASP:OD1	2:G:720:HIS:ND1	2.44	0.50

*Continued on next page...*

*Continued from previous page...*

Atom-1	Atom-2	Interatomic distance (Å)	Clash overlap (Å)
2:I:111:HIS:CD2	2:I:114:SER:H	2.30	0.50
2:I:309:THR:O	2:I:313:SER:OG	2.30	0.50
2:B:111:HIS:CD2	2:B:114:SER:H	2.30	0.50
2:B:1698:LEU:N	2:B:1712:TYR:OH	2.45	0.50
2:E:1667:LEU:HD23	2:E:1671:ARG:HH12	1.75	0.50
2:E:2042:CYS:SG	2:E:2043:GLY:N	2.82	0.50
2:E:2868:SER:O	2:E:2872:GLN:N	2.43	0.50
2:E:3779:VAL:HG23	2:E:3780:LEU:HD12	1.94	0.50
2:G:2042:CYS:SG	2:G:2043:GLY:N	2.82	0.50
2:G:4049:VAL:HG21	2:G:4159:ARG:HD2	1.92	0.50
2:G:4126:GLU:O	2:G:4130:ASN:ND2	2.40	0.50
2:I:111:HIS:HD2	2:I:114:SER:H	1.59	0.50
2:I:4049:VAL:HG21	2:I:4159:ARG:HD2	1.92	0.50
2:I:4978:HIS:HA	2:I:4982:GLU:HB2	1.94	0.50
2:B:2739:PRO:HB3	2:B:2884:ASN:HB3	1.94	0.50
2:B:485:SER:O	2:B:489:ASN:N	2.41	0.50
2:E:2466:LEU:HA	2:E:2469:ILE:HD12	1.93	0.50
2:E:410:LEU:HD12	2:E:413:GLN:HE21	1.77	0.50
2:G:111:HIS:CD2	2:G:114:SER:H	2.30	0.50
2:G:1698:LEU:N	2:G:1712:TYR:OH	2.45	0.50
2:B:309:THR:O	2:B:313:SER:OG	2.30	0.50
2:B:410:LEU:HD12	2:B:413:GLN:HE21	1.77	0.50
2:G:4567:LEU:HD12	2:G:4816:ILE:HD12	1.94	0.50
2:G:4786:ASP:OD2	2:G:4789:PHE:N	2.43	0.50
2:I:1698:LEU:N	2:I:1712:TYR:OH	2.45	0.50
2:I:2739:PRO:HB3	2:I:2884:ASN:HB3	1.94	0.50
2:I:40:GLU:HB3	2:I:44:ASN:HB3	1.93	0.50
2:B:2265:LEU:HD22	2:B:2330:ARG:HB3	1.93	0.49
2:B:940:GLY:O	2:B:1052:ASN:N	2.45	0.49
2:E:111:HIS:CD2	2:E:114:SER:H	2.30	0.49
2:E:4666:VAL:HG23	2:E:4669:VAL:HB	1.94	0.49
2:G:4666:VAL:HG23	2:G:4669:VAL:HB	1.94	0.49
2:I:236:ALA:HA	2:I:242:ARG:HD2	1.93	0.49
1:A:23:VAL:HG22	1:A:47:LYS:HG2	1.93	0.49
2:G:410:LEU:HD12	2:G:413:GLN:HE21	1.77	0.49
2:G:4978:HIS:HA	2:G:4982:GLU:HB2	1.94	0.49
2:I:1247:PRO:HA	2:I:1598:GLN:HA	1.95	0.49
2:I:4567:LEU:HD12	2:I:4816:ILE:HD12	1.94	0.49
2:I:4666:VAL:HG23	2:I:4669:VAL:HB	1.94	0.49
2:I:972:LEU:O	2:I:1044:ARG:NH2	2.44	0.49
2:B:1247:PRO:HA	2:B:1598:GLN:HA	1.95	0.49

*Continued on next page...*

*Continued from previous page...*

Atom-1	Atom-2	Interatomic distance (Å)	Clash overlap (Å)
2:E:2739:PRO:HB3	2:E:2884:ASN:HB3	1.94	0.49
2:G:2466:LEU:HA	2:G:2469:ILE:HD12	1.93	0.49
2:G:3779:VAL:HG23	2:G:3780:LEU:HD12	1.94	0.49
2:I:41:GLY:O	2:I:45:ARG:NH1	2.45	0.49
1:A:42:ARG:HG2	2:B:1691:GLN:HG2	1.94	0.49
2:E:41:GLY:O	2:E:45:ARG:NH1	2.45	0.49
2:G:1667:LEU:HD23	2:G:1671:ARG:HH12	1.76	0.49
2:G:236:ALA:HA	2:G:242:ARG:HD2	1.93	0.49
2:G:864:PRO:HD2	2:G:867:LEU:HD12	1.95	0.49
2:I:3779:VAL:HG23	2:I:3780:LEU:HD12	1.94	0.49
2:B:2466:LEU:HA	2:B:2469:ILE:HD12	1.93	0.49
2:E:2265:LEU:HD22	2:E:2330:ARG:HB3	1.93	0.49
2:G:989:ALA:O	2:G:1035:ASN:ND2	2.44	0.49
2:G:940:GLY:O	2:G:1052:ASN:N	2.45	0.49
2:G:2868:SER:O	2:G:2872:GLN:N	2.43	0.49
2:G:41:GLY:O	2:G:45:ARG:NH1	2.45	0.49
2:I:669:ASP:OD2	2:I:790:ARG:NH2	2.41	0.49
1:A:74:LEU:HB2	1:A:99:PHE:HB2	1.95	0.49
2:B:3842:LEU:O	2:B:3929:SER:OG	2.30	0.49
2:E:1698:LEU:N	2:E:1712:TYR:OH	2.45	0.49
2:E:309:THR:O	2:E:313:SER:OG	2.30	0.49
2:E:3842:LEU:O	2:E:3929:SER:OG	2.30	0.49
2:G:1960:ALA:O	2:G:1964:ARG:NE	2.46	0.49
2:G:3946:GLN:OE1	2:G:3950:ASN:ND2	2.46	0.49
2:G:451:TYR:O	2:G:474:ARG:NH1	2.43	0.49
2:I:451:TYR:O	2:I:474:ARG:NH1	2.43	0.49
2:I:898:ASP:HB3	2:I:901:LYS:HB2	1.94	0.49
2:B:4567:LEU:HD12	2:B:4816:ILE:HD12	1.94	0.49
2:B:898:ASP:HB3	2:B:901:LYS:HB2	1.94	0.49
2:E:940:GLY:O	2:E:1052:ASN:N	2.45	0.49
2:E:290:TYR:O	2:E:302:VAL:N	2.46	0.49
2:E:4567:LEU:HD12	2:E:4816:ILE:HD12	1.94	0.49
1:F:74:LEU:HB2	1:F:99:PHE:HB2	1.95	0.49
2:G:2265:LEU:HD22	2:G:2330:ARG:HB3	1.93	0.49
2:I:2265:LEU:HD22	2:I:2330:ARG:HB3	1.93	0.49
2:I:864:PRO:HD2	2:I:867:LEU:HD12	1.95	0.49
2:B:2803:GLU:OE2	2:B:2806:ARG:NH1	2.46	0.49
2:E:1247:PRO:HA	2:E:1598:GLN:HA	1.95	0.49
2:E:898:ASP:HB3	2:E:901:LYS:HB2	1.94	0.49
2:I:2466:LEU:HA	2:I:2469:ILE:HD12	1.93	0.49
2:I:410:LEU:HD12	2:I:413:GLN:HE21	1.77	0.49

*Continued on next page...*

*Continued from previous page...*

Atom-1	Atom-2	Interatomic distance (Å)	Clash overlap (Å)
1:A:21:THR:HA	1:A:49:ARG:HA	1.95	0.49
2:B:1721:GLU:OE2	2:B:1725:ARG:NH2	2.45	0.49
2:B:41:GLY:O	2:B:45:ARG:NH1	2.45	0.49
2:E:2803:GLU:OE2	2:E:2806:ARG:NH1	2.46	0.49
2:E:451:TYR:O	2:E:474:ARG:NH1	2.43	0.49
2:G:2739:PRO:HB3	2:G:2884:ASN:HB3	1.94	0.49
2:B:1808:ARG:HD2	2:B:1854:PHE:HA	1.95	0.49
2:B:4666:VAL:HG23	2:B:4669:VAL:HB	1.94	0.49
2:G:2803:GLU:OE2	2:G:2806:ARG:NH1	2.46	0.49
2:G:309:THR:O	2:G:313:SER:OG	2.30	0.49
2:B:488:LEU:HD23	2:B:491:ILE:HD12	1.95	0.48
2:I:1808:ARG:HD2	2:I:1854:PHE:HA	1.95	0.48
2:E:3946:GLN:OE1	2:E:3950:ASN:ND2	2.46	0.48
1:F:21:THR:HA	1:F:49:ARG:HA	1.95	0.48
2:G:1247:PRO:HA	2:G:1598:GLN:HA	1.95	0.48
2:I:488:LEU:HD23	2:I:491:ILE:HD12	1.95	0.48
2:I:681:HIS:HB3	2:I:784:SER:HB3	1.95	0.48
2:E:864:PRO:HD2	2:E:867:LEU:HD12	1.95	0.48
2:I:3946:GLN:OE1	2:I:3950:ASN:ND2	2.46	0.48
2:E:1991:THR:O	2:E:1995:THR:OG1	2.32	0.48
2:G:1991:THR:O	2:G:1995:THR:OG1	2.32	0.48
2:I:2868:SER:O	2:I:2872:GLN:N	2.43	0.48
2:B:3946:GLN:OE1	2:B:3950:ASN:ND2	2.46	0.48
2:B:864:PRO:HD2	2:B:867:LEU:HD12	1.95	0.48
2:I:1991:THR:O	2:I:1995:THR:OG1	2.32	0.48
2:B:290:TYR:O	2:B:302:VAL:N	2.46	0.48
2:B:621:ILE:O	2:B:625:LEU:N	2.46	0.48
2:G:290:TYR:O	2:G:302:VAL:N	2.46	0.48
2:I:2927:LEU:HD23	2:I:2930:LEU:HD12	1.96	0.48
2:B:681:HIS:HB3	2:B:784:SER:HB3	1.95	0.48
2:I:1960:ALA:O	2:I:1964:ARG:NE	2.46	0.48
2:I:2803:GLU:OE2	2:I:2806:ARG:NH1	2.46	0.48
2:I:606:LEU:HG	2:I:617:ASN:HD22	1.78	0.48
2:B:4898:GLY:O	2:E:4892:ARG:NH2	2.47	0.48
2:I:1025:ARG:O	2:I:1032:LYS:NZ	2.43	0.48
2:B:4892:ARG:NH2	2:I:4898:GLY:O	2.47	0.48
2:I:551:LEU:HD21	2:I:589:LEU:HD13	1.96	0.48
2:I:940:GLY:O	2:I:1052:ASN:N	2.45	0.48
1:J:21:THR:HA	1:J:49:ARG:HA	1.95	0.48
1:J:74:LEU:HB2	1:J:99:PHE:HB2	1.95	0.48
2:B:2755:ILE:HD13	2:B:2810:LYS:HG2	1.96	0.48

*Continued on next page...*

*Continued from previous page...*

Atom-1	Atom-2	Interatomic distance (Å)	Clash overlap (Å)
2:B:551:LEU:HD21	2:B:589:LEU:HD13	1.96	0.48
2:E:1808:ARG:HD2	2:E:1854:PHE:HA	1.95	0.48
2:I:4973:HIS:ND1	2:G:4227:GLU:OE2	2.47	0.48
2:B:606:LEU:HG	2:B:617:ASN:HD22	1.78	0.47
2:E:1731:LEU:HA	2:E:1772:ARG:HH12	1.79	0.47
2:E:45:ARG:HG2	2:E:443:LEU:HD21	1.95	0.47
2:E:606:LEU:HG	2:E:617:ASN:HD22	1.78	0.47
2:E:681:HIS:HB3	2:E:784:SER:HB3	1.95	0.47
2:G:2755:ILE:HD13	2:G:2810:LYS:HG2	1.96	0.47
2:G:488:LEU:HD23	2:G:491:ILE:HD12	1.95	0.47
2:G:681:HIS:HB3	2:G:784:SER:HB3	1.95	0.47
2:I:2271:THR:HG22	2:I:2273:LEU:H	1.79	0.47
2:I:2742:THR:OG1	2:I:2811:GLU:OE1	2.31	0.47
2:B:451:TYR:O	2:B:474:ARG:NH1	2.43	0.47
2:I:4892:ARG:NH2	2:G:4898:GLY:O	2.47	0.47
1:H:74:LEU:HB2	1:H:99:PHE:HB2	1.95	0.47
2:I:1171:SER:OG	2:I:1175:SER:N	2.47	0.47
2:B:4973:HIS:ND1	2:I:4227:GLU:OE2	2.47	0.47
2:I:45:ARG:HG2	2:I:443:LEU:HD21	1.95	0.47
2:G:1808:ARG:HD2	2:G:1854:PHE:HA	1.95	0.47
2:G:2758:PHE:O	2:G:2762:THR:N	2.45	0.47
2:E:2876:GLU:OE1	2:E:2920:ARG:NH2	2.48	0.47
2:I:2755:ILE:HD13	2:I:2810:LYS:HG2	1.96	0.47
2:B:2876:GLU:OE1	2:B:2920:ARG:NH2	2.48	0.47
2:E:2755:ILE:HD13	2:E:2810:LYS:HG2	1.96	0.47
2:G:1731:LEU:HA	2:G:1772:ARG:HH12	1.78	0.47
1:H:21:THR:HA	1:H:49:ARG:HA	1.95	0.47
2:I:2342:ASN:OD1	2:I:2342:ASN:N	2.47	0.47
2:I:290:TYR:O	2:I:302:VAL:N	2.46	0.47
2:B:45:ARG:HG2	2:B:443:LEU:HD21	1.95	0.47
2:E:1171:SER:OG	2:E:1175:SER:N	2.47	0.47
2:E:1232:ARG:HH21	2:E:1701:ALA:HB1	1.80	0.47
2:E:683:ARG:HG2	2:E:717:ASP:HB3	1.97	0.47
2:G:1171:SER:OG	2:G:1175:SER:N	2.47	0.47
2:G:1232:ARG:HH21	2:G:1701:ALA:HB1	1.80	0.47
2:I:2876:GLU:OE1	2:I:2920:ARG:NH2	2.48	0.47
2:B:2271:THR:HG22	2:B:2273:LEU:H	1.79	0.47
2:E:488:LEU:HD23	2:E:491:ILE:HD12	1.95	0.47
2:G:45:ARG:HG2	2:G:443:LEU:HD21	1.95	0.47
2:I:1731:LEU:HA	2:I:1772:ARG:HH12	1.79	0.47
2:B:2342:ASN:N	2:B:2342:ASN:OD1	2.47	0.47

*Continued on next page...*

*Continued from previous page...*

Atom-1	Atom-2	Interatomic distance (Å)	Clash overlap (Å)
2:B:4232:GLU:OE2	2:B:5017:ARG:NH1	2.36	0.47
2:E:2271:THR:HG22	2:E:2273:LEU:H	1.79	0.47
2:E:1960:ALA:O	2:E:1964:ARG:NE	2.46	0.47
2:B:4227:GLU:OE2	2:E:4973:HIS:ND1	2.48	0.47
2:E:621:ILE:O	2:E:625:LEU:N	2.45	0.47
2:G:2271:THR:HG22	2:G:2273:LEU:H	1.79	0.47
2:G:2927:LEU:HD23	2:G:2930:LEU:HD12	1.96	0.47
2:G:211:GLU:OE2	2:G:3907:THR:OG1	2.33	0.47
2:B:1991:THR:O	2:B:1995:THR:OG1	2.32	0.47
2:B:2868:SER:O	2:B:2872:GLN:N	2.43	0.47
2:B:683:ARG:HG2	2:B:717:ASP:HB3	1.97	0.47
2:E:4227:GLU:OE2	2:G:4973:HIS:ND1	2.48	0.47
2:G:683:ARG:HG2	2:G:717:ASP:HB3	1.97	0.47
2:B:1232:ARG:HH21	2:B:1701:ALA:HB1	1.80	0.47
2:E:1727:ARG:HH21	2:E:1775:HIS:CE1	2.33	0.47
2:E:211:GLU:OE2	2:E:3907:THR:OG1	2.33	0.47
2:G:2876:GLU:OE1	2:G:2920:ARG:NH2	2.48	0.47
2:G:606:LEU:HG	2:G:617:ASN:HD22	1.78	0.47
2:I:485:SER:O	2:I:489:ASN:N	2.40	0.47
2:I:683:ARG:HG2	2:I:717:ASP:HB3	1.97	0.47
2:B:1731:LEU:HA	2:B:1772:ARG:HH12	1.78	0.46
2:E:379:HIS:CD2	2:E:381:GLU:H	2.34	0.46
2:G:214:VAL:HG12	2:G:274:LEU:HD12	1.98	0.46
2:G:551:LEU:HD21	2:G:589:LEU:HD13	1.96	0.46
2:I:1727:ARG:HH21	2:I:1775:HIS:CE1	2.33	0.46
2:B:1727:ARG:HH21	2:B:1775:HIS:CE1	2.33	0.46
2:B:379:HIS:CD2	2:B:381:GLU:H	2.34	0.46
2:G:1727:ARG:HH21	2:G:1775:HIS:CE1	2.33	0.46
2:G:621:ILE:O	2:G:625:LEU:N	2.45	0.46
2:I:2758:PHE:O	2:I:2762:THR:N	2.45	0.46
2:B:1171:SER:OG	2:B:1175:SER:N	2.47	0.46
2:B:2189:LYS:HA	2:B:2192:TYR:HD2	1.81	0.46
2:E:2002:PRO:HA	2:E:2005:GLN:HB3	1.97	0.46
2:E:2189:LYS:HA	2:E:2192:TYR:HD2	1.81	0.46
2:E:35:LEU:HD13	2:E:49:LEU:HD13	1.97	0.46
2:G:4673:ARG:HH12	2:G:4698:LYS:HE3	1.79	0.46
2:B:211:GLU:OE2	2:B:3907:THR:OG1	2.33	0.46
2:B:214:VAL:HG12	2:B:274:LEU:HD12	1.98	0.46
2:B:4673:ARG:HH12	2:B:4698:LYS:HE3	1.79	0.46
2:G:379:HIS:CD2	2:G:381:GLU:H	2.34	0.46
2:I:211:GLU:OE2	2:I:3907:THR:OG1	2.33	0.46

*Continued on next page...*

*Continued from previous page...*

Atom-1	Atom-2	Interatomic distance (Å)	Clash overlap (Å)
2:B:2871:LEU:HD22	2:B:2927:LEU:HD22	1.97	0.46
2:B:572:PRO:HA	2:B:575:LEU:HD13	1.97	0.46
2:E:2927:LEU:HD23	2:E:2930:LEU:HD12	1.96	0.46
2:E:1725:ARG:HA	2:E:1728:ARG:HG2	1.97	0.46
2:E:551:LEU:HD21	2:E:589:LEU:HD13	1.96	0.46
2:G:485:SER:O	2:G:489:ASN:N	2.40	0.46
2:I:2871:LEU:HD22	2:I:2927:LEU:HD22	1.97	0.46
2:I:379:HIS:CD2	2:I:381:GLU:H	2.33	0.46
2:I:4673:ARG:HH12	2:I:4698:LYS:HE3	1.79	0.46
2:B:2368:LEU:HD13	2:B:2376:LEU:HD23	1.98	0.46
2:B:4745:LEU:O	2:B:4749:GLU:N	2.46	0.46
2:E:4673:ARG:HH12	2:E:4698:LYS:HE3	1.79	0.46
2:E:4898:GLY:O	2:G:4892:ARG:NH2	2.48	0.46
2:E:4928:LEU:HD13	2:E:4931:ILE:HD12	1.98	0.46
2:G:1649:ASP:HB3	2:G:1652:GLU:HG2	1.98	0.46
2:G:35:LEU:HD13	2:G:49:LEU:HD13	1.97	0.46
2:B:2002:PRO:HA	2:B:2005:GLN:HB3	1.97	0.46
2:G:2212:VAL:O	2:G:2216:GLY:N	2.48	0.46
2:G:2342:ASN:N	2:G:2342:ASN:OD1	2.47	0.46
2:I:2212:VAL:O	2:I:2216:GLY:N	2.48	0.46
2:I:3781:GLN:HA	2:I:3784:SER:HB3	1.98	0.46
2:B:1025:ARG:O	2:B:1032:LYS:NZ	2.43	0.46
2:E:2368:LEU:HD13	2:E:2376:LEU:HD23	1.98	0.46
2:E:2742:THR:OG1	2:E:2811:GLU:OE1	2.31	0.46
1:F:34:LYS:NZ	1:F:35:LYS:O	2.44	0.46
2:G:4928:LEU:HA	2:G:4931:ILE:HD12	1.97	0.46
2:I:1725:ARG:HA	2:I:1728:ARG:HG2	1.98	0.46
2:B:2927:LEU:HD23	2:B:2930:LEU:HD12	1.96	0.46
2:E:3781:GLN:HA	2:E:3784:SER:HB3	1.98	0.46
2:E:4928:LEU:HA	2:E:4931:ILE:HD12	1.97	0.46
1:F:92:PRO:HD3	2:E:627:PRO:HB2	1.98	0.46
2:G:2277:ALA:HB1	2:G:2337:PHE:HD2	1.81	0.46
2:I:2002:PRO:HA	2:I:2005:GLN:HB3	1.97	0.46
2:I:2247:GLN:NE2	2:I:2285:GLU:OE2	2.49	0.46
2:I:214:VAL:HG12	2:I:274:LEU:HD12	1.97	0.46
2:B:1960:ALA:O	2:B:1964:ARG:NE	2.46	0.45
2:G:3973:CYS:SG	2:G:3976:ASN:ND2	2.90	0.45
2:G:4928:LEU:HD13	2:G:4931:ILE:HD12	1.98	0.45
2:I:1232:ARG:HH21	2:I:1701:ALA:HB1	1.80	0.45
2:I:2189:LYS:HA	2:I:2192:TYR:HD2	1.81	0.45
2:I:2277:ALA:HB1	2:I:2337:PHE:HD2	1.80	0.45

*Continued on next page...*

*Continued from previous page...*

Atom-1	Atom-2	Interatomic distance (Å)	Clash overlap (Å)
2:I:3973:CYS:SG	2:I:3976:ASN:ND2	2.90	0.45
2:I:35:LEU:HD13	2:I:49:LEU:HD13	1.97	0.45
2:I:572:PRO:HA	2:I:575:LEU:HD13	1.98	0.45
2:B:2742:THR:OG1	2:B:2811:GLU:OE1	2.31	0.45
2:B:3973:CYS:SG	2:B:3976:ASN:ND2	2.90	0.45
2:B:4239:GLU:OE2	2:B:5014:TYR:OH	2.30	0.45
2:E:2871:LEU:HD22	2:E:2927:LEU:HD22	1.97	0.45
2:E:649:PHE:HB3	2:E:776:LEU:HB3	1.99	0.45
2:G:3923:LEU:HD13	2:G:3961:VAL:HG11	1.98	0.45
2:G:572:PRO:HA	2:G:575:LEU:HD13	1.97	0.45
2:E:1649:ASP:HB3	2:E:1652:GLU:HG2	1.98	0.45
2:E:3923:LEU:HD13	2:E:3961:VAL:HG11	1.98	0.45
1:F:7:ILE:HB	1:F:71:ARG:HB3	1.99	0.45
2:G:4152:GLU:OE1	2:G:4194:TYR:OH	2.35	0.45
2:I:1649:ASP:HB3	2:I:1652:GLU:HG2	1.98	0.45
2:I:2368:LEU:HD13	2:I:2376:LEU:HD23	1.98	0.45
2:I:718:GLY:HA3	2:I:737:LEU:HA	1.98	0.45
2:G:2189:LYS:HA	2:G:2192:TYR:HD2	1.81	0.45
2:G:2368:LEU:HD13	2:G:2376:LEU:HD23	1.98	0.45
2:G:2871:LEU:HD22	2:G:2927:LEU:HD22	1.97	0.45
2:B:1649:ASP:HB3	2:B:1652:GLU:HG2	1.98	0.45
2:B:35:LEU:HD13	2:B:49:LEU:HD13	1.97	0.45
2:E:1025:ARG:O	2:E:1032:LYS:NZ	2.43	0.45
2:E:3973:CYS:SG	2:E:3976:ASN:ND2	2.90	0.45
2:E:572:PRO:HA	2:E:575:LEU:HD13	1.97	0.45
2:E:718:GLY:HA3	2:E:737:LEU:HA	1.98	0.45
2:G:2247:GLN:NE2	2:G:2285:GLU:OE2	2.49	0.45
2:B:2121:PHE:O	2:B:3725:TYR:OH	2.34	0.45
2:B:649:PHE:HB3	2:B:776:LEU:HB3	1.99	0.45
2:E:2247:GLN:NE2	2:E:2285:GLU:OE2	2.49	0.45
2:G:1725:ARG:HA	2:G:1728:ARG:HG2	1.98	0.45
2:I:4928:LEU:HD13	2:I:4931:ILE:HD12	1.98	0.45
2:I:621:ILE:O	2:I:625:LEU:N	2.45	0.45
2:B:2247:GLN:NE2	2:B:2285:GLU:OE2	2.49	0.45
2:E:214:VAL:HG12	2:E:274:LEU:HD12	1.97	0.45
2:E:4586:PRO:HA	2:E:4628:VAL:HG11	1.98	0.45
2:G:2002:PRO:HA	2:G:2005:GLN:HB3	1.97	0.45
2:G:3781:GLN:HA	2:G:3784:SER:HB3	1.98	0.45
2:I:2104:ARG:HA	2:I:2107:GLN:HB3	1.99	0.45
2:I:4152:GLU:OE1	2:I:4194:TYR:OH	2.35	0.45
2:I:4586:PRO:HA	2:I:4628:VAL:HG11	1.98	0.45

*Continued on next page...*

*Continued from previous page...*

Atom-1	Atom-2	Interatomic distance (Å)	Clash overlap (Å)
2:I:4928:LEU:HA	2:I:4931:ILE:HD12	1.97	0.45
2:I:4956:THR:O	2:I:4965:SER:N	2.50	0.45
2:B:1725:ARG:HA	2:B:1728:ARG:HG2	1.97	0.45
2:B:4928:LEU:HA	2:B:4931:ILE:HD12	1.97	0.45
2:E:2277:ALA:HB1	2:E:2337:PHE:HD2	1.81	0.45
2:E:2342:ASN:OD1	2:E:2342:ASN:N	2.47	0.45
2:E:4956:THR:O	2:E:4965:SER:N	2.50	0.45
2:B:3781:GLN:HA	2:B:3784:SER:HB3	1.98	0.45
2:B:718:GLY:HA3	2:B:737:LEU:HA	1.98	0.45
2:E:1718:ILE:HG13	2:E:1719:HIS:CD2	2.52	0.45
2:G:134:ASP:OD1	2:G:134:ASP:N	2.50	0.45
2:G:2104:ARG:HA	2:G:2107:GLN:HB3	1.99	0.45
2:B:1105:ALA:N	2:B:1189:LEU:O	2.50	0.45
2:G:4239:GLU:OE2	2:G:5014:TYR:OH	2.30	0.45
2:G:4982:GLU:HB3	2:G:4983:HIS:H	1.65	0.45
2:I:495:ASN:HD21	2:I:550:LYS:HG3	1.82	0.45
2:I:649:PHE:HB3	2:I:776:LEU:HB3	1.99	0.45
2:G:1516:UNK:N	2:G:1529:UNK:O	2.50	0.44
2:G:495:ASN:HD21	2:G:550:LYS:HG3	1.82	0.44
2:B:1718:ILE:HG13	2:B:1719:HIS:CD2	2.52	0.44
1:H:7:ILE:HB	1:H:71:ARG:HB3	1.99	0.44
2:I:1099:GLU:OE2	2:I:1127:HIS:ND1	2.41	0.44
2:I:134:ASP:OD1	2:I:134:ASP:N	2.50	0.44
2:I:3923:LEU:HD13	2:I:3961:VAL:HG11	1.98	0.44
2:B:1516:UNK:N	2:B:1529:UNK:O	2.50	0.44
2:B:2277:ALA:HB1	2:B:2337:PHE:HD2	1.81	0.44
2:B:4864:ASN:ND2	2:B:4871:GLU:OE1	2.43	0.44
2:B:495:ASN:HD21	2:B:550:LYS:HG3	1.82	0.44
2:G:1718:ILE:HG13	2:G:1719:HIS:CD2	2.52	0.44
2:G:4586:PRO:HA	2:G:4628:VAL:HG11	1.98	0.44
1:J:2:VAL:HG21	1:J:61:GLU:HB2	1.99	0.44
2:B:1660:GLN:O	2:B:1664:SER:N	2.49	0.44
2:B:2758:PHE:O	2:B:2762:THR:N	2.45	0.44
2:B:4586:PRO:HA	2:B:4628:VAL:HG11	1.98	0.44
2:B:4562:LEU:HD13	2:B:4656:LEU:HB3	2.00	0.44
2:E:395:GLN:NE2	2:E:397:GLU:OE1	2.51	0.44
2:E:4152:GLU:OE1	2:E:4194:TYR:OH	2.35	0.44
2:G:235:ALA:HA	2:G:257:ARG:HD3	2.00	0.44
2:B:243:ARG:NH1	2:B:301:VAL:O	2.43	0.44
2:B:3923:LEU:HD13	2:B:3961:VAL:HG11	1.98	0.44
2:B:4928:LEU:HD13	2:B:4931:ILE:HD12	1.98	0.44

*Continued on next page...*

*Continued from previous page...*

Atom-1	Atom-2	Interatomic distance (Å)	Clash overlap (Å)
2:E:134:ASP:N	2:E:134:ASP:OD1	2.50	0.44
2:E:1516:UNK:N	2:E:1529:UNK:O	2.50	0.44
2:G:1660:GLN:O	2:G:1664:SER:N	2.49	0.44
2:G:718:GLY:HA3	2:G:737:LEU:HA	1.98	0.44
2:G:649:PHE:HB3	2:G:776:LEU:HB3	1.99	0.44
2:I:1516:UNK:N	2:I:1529:UNK:O	2.50	0.44
2:I:1718:ILE:HG13	2:I:1719:HIS:CD2	2.52	0.44
2:B:395:GLN:NE2	2:B:397:GLU:OE1	2.51	0.44
2:B:4152:GLU:OE1	2:B:4194:TYR:OH	2.35	0.44
2:B:583:ILE:HG13	2:B:583:ILE:H	1.65	0.44
2:E:495:ASN:HD21	2:E:550:LYS:HG3	1.82	0.44
2:I:3842:LEU:O	2:I:3929:SER:OG	2.30	0.44
2:B:3676:ASP:N	2:B:3676:ASP:OD1	2.51	0.44
2:E:235:ALA:HA	2:E:257:ARG:HD3	2.00	0.44
2:E:2758:PHE:O	2:E:2762:THR:N	2.45	0.44
1:F:2:VAL:HG21	1:F:61:GLU:HB2	1.99	0.44
2:I:4786:ASP:OD2	2:I:4789:PHE:N	2.43	0.44
1:A:2:VAL:HG21	1:A:61:GLU:HB2	1.99	0.44
2:B:1078:GLU:HB3	2:B:1081:TYR:HD2	1.83	0.44
2:B:2104:ARG:HA	2:B:2107:GLN:HB3	1.99	0.44
2:B:3951:PHE:HD2	2:B:4012:LEU:HD11	1.83	0.44
2:E:3951:PHE:HD2	2:E:4012:LEU:HD11	1.83	0.44
2:G:4956:THR:O	2:G:4965:SER:N	2.50	0.44
2:G:3971:GLY:H	2:G:5005:GLY:HA3	1.83	0.44
2:B:4956:THR:O	2:B:4965:SER:N	2.50	0.44
2:E:1848:LEU:HD22	2:E:1853:ILE:HG13	2.00	0.44
2:E:4864:ASN:ND2	2:E:4871:GLU:OE1	2.43	0.44
2:G:395:GLN:HG3	2:G:397:GLU:H	1.83	0.44
2:G:4571:PHE:O	2:G:4575:PHE:N	2.51	0.44
1:H:87:HIS:HD2	1:H:90:VAL:HB	1.83	0.44
2:I:4571:PHE:O	2:I:4575:PHE:N	2.51	0.44
2:I:4864:ASN:ND2	2:I:4871:GLU:OE1	2.43	0.44
2:E:4562:LEU:HD13	2:E:4656:LEU:HB3	2.00	0.43
2:E:3971:GLY:H	2:E:5005:GLY:HA3	1.83	0.43
2:G:1025:ARG:O	2:G:1032:LYS:NZ	2.43	0.43
2:I:4227:GLU:HG3	2:I:4228:ALA:H	1.83	0.43
1:J:7:ILE:HB	1:J:71:ARG:HB3	1.99	0.43
1:A:7:ILE:HB	1:A:71:ARG:HB3	1.99	0.43
2:B:1099:GLU:OE2	2:B:1127:HIS:ND1	2.41	0.43
2:B:395:GLN:HG3	2:B:397:GLU:H	1.83	0.43
2:E:2104:ARG:HA	2:E:2107:GLN:HB3	1.99	0.43

*Continued on next page...*

*Continued from previous page...*

Atom-1	Atom-2	Interatomic distance (Å)	Clash overlap (Å)
2:G:2121:PHE:O	2:G:3725:TYR:OH	2.34	0.43
2:G:4864:ASN:ND2	2:G:4871:GLU:OE1	2.43	0.43
2:I:1679:ASN:HA	2:I:1682:ALA:HB3	2.00	0.43
2:I:4562:LEU:HD13	2:I:4656:LEU:HB3	2.00	0.43
2:B:3971:GLY:H	2:B:5005:GLY:HA3	1.83	0.43
2:B:4913:ARG:O	2:B:4917:ASP:N	2.46	0.43
1:A:92:PRO:HD3	2:B:627:PRO:HB2	2.00	0.43
2:E:3676:ASP:N	2:E:3676:ASP:OD1	2.51	0.43
2:G:2863:SER:HG	2:G:2928:LYS:HZ3	1.63	0.43
2:G:395:GLN:NE2	2:G:397:GLU:OE1	2.51	0.43
2:G:3951:PHE:HD2	2:G:4012:LEU:HD11	1.83	0.43
2:I:1105:ALA:N	2:I:1189:LEU:O	2.50	0.43
2:I:4982:GLU:HB3	2:I:4983:HIS:H	1.65	0.43
2:B:1622:GLU:N	2:B:1627:ALA:O	2.51	0.43
2:E:1679:ASN:HA	2:E:1682:ALA:HB3	2.01	0.43
2:G:1679:ASN:HA	2:G:1682:ALA:HB3	2.01	0.43
2:I:1148:VAL:HB	2:I:1165:ASN:HA	2.01	0.43
2:I:1622:GLU:N	2:I:1627:ALA:O	2.51	0.43
2:B:1679:ASN:HA	2:B:1682:ALA:HB3	2.01	0.43
2:B:4227:GLU:HG3	2:B:4228:ALA:H	1.83	0.43
2:B:4780:PHE:HD1	2:B:4783:ILE:HD12	1.84	0.43
1:F:87:HIS:HD2	1:F:90:VAL:HB	1.84	0.43
2:G:3827:GLY:HA2	2:G:3830:GLN:HE21	1.84	0.43
2:G:3842:LEU:O	2:G:3929:SER:OG	2.30	0.43
2:B:1096:THR:HG23	2:B:1199:VAL:HG22	2.01	0.43
2:E:2212:VAL:O	2:E:2216:GLY:N	2.48	0.43
2:G:1105:ALA:N	2:G:1189:LEU:O	2.50	0.43
2:G:2742:THR:OG1	2:G:2811:GLU:OE1	2.31	0.43
2:G:4191:GLU:OE1	2:G:5006:GLN:NE2	2.51	0.43
2:I:395:GLN:NE2	2:I:397:GLU:OE1	2.51	0.43
2:B:235:ALA:HA	2:B:257:ARG:HD3	2.00	0.43
2:B:3827:GLY:HA2	2:B:3830:GLN:HE21	1.83	0.43
2:E:1078:GLU:HB3	2:E:1081:TYR:HD2	1.83	0.43
2:E:4780:PHE:HD1	2:E:4783:ILE:HD12	1.84	0.43
2:G:1096:THR:HG23	2:G:1199:VAL:HG22	2.01	0.43
2:G:1848:LEU:HD22	2:G:1853:ILE:HG13	2.00	0.43
1:H:21:THR:N	1:H:107:GLU:OE1	2.43	0.43
1:H:2:VAL:HG21	1:H:61:GLU:HB2	1.99	0.43
2:I:235:ALA:HA	2:I:257:ARG:HD3	2.00	0.43
2:I:3830:GLN:HA	2:I:3833:GLN:HG2	2.00	0.43
2:I:3951:PHE:HD2	2:I:4012:LEU:HD11	1.83	0.43

*Continued on next page...*

*Continued from previous page...*

Atom-1	Atom-2	Interatomic distance (Å)	Clash overlap (Å)
2:E:1660:GLN:O	2:E:1664:SER:N	2.49	0.43
2:E:3827:GLY:HA2	2:E:3830:GLN:HE21	1.84	0.43
1:H:34:LYS:NZ	1:H:35:LYS:O	2.44	0.43
2:I:315:CYS:SG	2:I:316:PHE:N	2.92	0.43
2:I:395:GLN:HG3	2:I:397:GLU:H	1.83	0.43
2:I:3971:GLY:H	2:I:5005:GLY:HA3	1.83	0.43
2:E:3830:GLN:HA	2:E:3833:GLN:HG2	2.00	0.43
2:B:3830:GLN:HA	2:B:3833:GLN:HG2	2.00	0.43
2:B:4577:LEU:HG	2:B:4580:TYR:HE2	1.84	0.43
2:E:4191:GLU:OE1	2:E:5006:GLN:NE2	2.51	0.43
2:E:4227:GLU:HG3	2:E:4228:ALA:H	1.83	0.43
2:E:4577:LEU:HG	2:E:4580:TYR:HE2	1.84	0.43
2:G:1078:GLU:HB3	2:G:1081:TYR:HD2	1.83	0.43
2:G:4562:LEU:HD13	2:G:4656:LEU:HB3	2.00	0.43
1:A:87:HIS:HD2	1:A:90:VAL:HB	1.83	0.42
2:E:1105:ALA:N	2:E:1189:LEU:O	2.50	0.42
2:E:1622:GLU:N	2:E:1627:ALA:O	2.51	0.42
2:E:395:GLN:HG3	2:E:397:GLU:H	1.83	0.42
2:G:315:CYS:SG	2:G:316:PHE:N	2.92	0.42
2:I:1096:THR:HG23	2:I:1199:VAL:HG22	2.01	0.42
1:J:87:HIS:HD2	1:J:90:VAL:HB	1.84	0.42
2:B:2212:VAL:O	2:B:2216:GLY:N	2.48	0.42
2:B:3889:GLN:HE22	2:B:3963:ASN:HB3	1.84	0.42
2:B:4735:GLU:HA	2:B:4738:ALA:HB3	2.01	0.42
2:E:1096:THR:HG23	2:E:1199:VAL:HG22	2.01	0.42
2:E:1101:ARG:HH21	2:E:1115:LEU:HB3	1.84	0.42
2:G:3830:GLN:HA	2:G:3833:GLN:HG2	2.00	0.42
2:I:1078:GLU:HB3	2:I:1081:TYR:HD2	1.83	0.42
2:I:3889:GLN:HE22	2:I:3963:ASN:HB3	1.84	0.42
2:I:4191:GLU:OE1	2:I:5006:GLN:NE2	2.51	0.42
2:I:4780:PHE:HD1	2:I:4783:ILE:HD12	1.84	0.42
2:B:4191:GLU:OE1	2:B:5006:GLN:NE2	2.51	0.42
2:B:4786:ASP:OD2	2:B:4789:PHE:N	2.43	0.42
2:G:1148:VAL:HB	2:G:1165:ASN:HA	2.01	0.42
2:B:1848:LEU:HD22	2:B:1853:ILE:HG13	2.00	0.42
2:G:1622:GLU:N	2:G:1627:ALA:O	2.51	0.42
2:G:3365:UNK:O	2:G:3369:UNK:N	2.53	0.42
2:G:4913:ARG:O	2:G:4917:ASP:N	2.46	0.42
1:H:92:PRO:HD3	2:G:627:PRO:HB2	2.00	0.42
2:I:1189:LEU:HD12	2:I:1190:PRO:HD2	2.02	0.42
2:I:2022:PRO:O	2:I:2028:ARG:NH2	2.42	0.42

*Continued on next page...*

*Continued from previous page...*

Atom-1	Atom-2	Interatomic distance (Å)	Clash overlap (Å)
2:I:4735:GLU:HA	2:I:4738:ALA:HB3	2.01	0.42
2:B:3362:UNK:O	2:B:3366:UNK:N	2.52	0.42
2:E:1099:GLU:OE2	2:E:1127:HIS:ND1	2.41	0.42
2:G:4227:GLU:HG3	2:G:4228:ALA:H	1.83	0.42
2:I:2121:PHE:O	2:I:3725:TYR:OH	2.34	0.42
2:I:3676:ASP:OD1	2:I:3676:ASP:N	2.51	0.42
2:B:1101:ARG:HH21	2:B:1115:LEU:HB3	1.84	0.42
2:B:1148:VAL:HB	2:B:1165:ASN:HA	2.01	0.42
2:B:164:ARG:N	2:B:167:ASP:OD2	2.53	0.42
2:B:315:CYS:SG	2:B:316:PHE:N	2.92	0.42
2:E:3362:UNK:O	2:E:3366:UNK:N	2.52	0.42
1:F:21:THR:N	1:F:107:GLU:OE1	2.43	0.42
2:G:4745:LEU:O	2:G:4749:GLU:N	2.46	0.42
2:I:1660:GLN:O	2:I:1664:SER:N	2.49	0.42
2:I:2236:LEU:HD23	2:I:2275:VAL:HG21	2.02	0.42
2:I:2869:ARG:HA	2:I:2872:GLN:HB3	2.01	0.42
2:I:3362:UNK:O	2:I:3366:UNK:N	2.52	0.42
2:I:644:ILE:HA	2:I:825:PRO:HA	2.02	0.42
2:E:1189:LEU:HD12	2:E:1190:PRO:HD2	2.02	0.42
2:G:1101:ARG:HH21	2:G:1115:LEU:HB3	1.84	0.42
2:G:164:ARG:N	2:G:167:ASP:OD2	2.53	0.42
2:G:4780:PHE:HD1	2:G:4783:ILE:HD12	1.84	0.42
2:G:583:ILE:HG13	2:G:583:ILE:H	1.66	0.42
2:I:1663:HIS:O	2:I:1667:LEU:N	2.52	0.42
2:I:1848:LEU:HD22	2:I:1853:ILE:HG13	2.00	0.42
2:B:1189:LEU:HD12	2:B:1190:PRO:HD2	2.02	0.42
2:E:315:CYS:SG	2:E:316:PHE:N	2.92	0.42
2:E:4713:SER:HA	2:E:4718:LYS:HE2	2.02	0.42
2:G:1764:GLY:HA3	2:G:1859:VAL:HG11	2.02	0.42
2:E:4239:GLU:OE2	2:E:5014:TYR:OH	2.30	0.42
2:G:170:ILE:HD12	2:G:197:GLN:HB3	2.02	0.42
2:I:561:LEU:HD11	2:I:599:VAL:HG12	2.02	0.42
2:E:1076:ARG:HD3	2:E:1237:TRP:HB2	2.02	0.42
2:E:170:ILE:HD12	2:E:197:GLN:HB3	2.02	0.42
2:E:3365:UNK:O	2:E:3369:UNK:N	2.53	0.42
2:E:4735:GLU:HA	2:E:4738:ALA:HB3	2.01	0.42
2:G:1685:LEU:HD22	2:G:1718:ILE:HG21	2.02	0.42
2:G:3362:UNK:O	2:G:3366:UNK:N	2.52	0.42
2:G:4713:SER:HA	2:G:4718:LYS:HE2	2.02	0.42
2:G:644:ILE:HA	2:G:825:PRO:HA	2.02	0.42
2:I:164:ARG:N	2:I:167:ASP:OD2	2.53	0.42

*Continued on next page...*

*Continued from previous page...*

Atom-1	Atom-2	Interatomic distance (Å)	Clash overlap (Å)
2:I:3827:GLY:HA2	2:I:3830:GLN:HE21	1.83	0.42
1:J:34:LYS:NZ	1:J:35:LYS:O	2.44	0.42
2:E:1148:VAL:HB	2:E:1165:ASN:HA	2.01	0.41
2:E:2236:LEU:HD23	2:E:2275:VAL:HG21	2.02	0.41
2:E:561:LEU:HD11	2:E:599:VAL:HG12	2.02	0.41
2:G:3676:ASP:OD1	2:G:3676:ASP:N	2.51	0.41
2:G:4577:LEU:HG	2:G:4580:TYR:HE2	1.84	0.41
2:I:3365:UNK:O	2:I:3369:UNK:N	2.53	0.41
2:I:4577:LEU:HG	2:I:4580:TYR:HE2	1.84	0.41
2:B:3365:UNK:O	2:B:3369:UNK:N	2.53	0.41
2:B:644:ILE:HA	2:B:825:PRO:HA	2.02	0.41
2:E:164:ARG:N	2:E:167:ASP:OD2	2.53	0.41
2:E:2024:PRO:HB2	2:E:2027:ILE:HG12	2.02	0.41
2:E:2185:ILE:HA	2:E:2188:ASN:ND2	2.35	0.41
2:E:2272:PRO:HA	2:E:2275:VAL:HG12	2.02	0.41
2:E:2438:PRO:HB3	2:E:2453:ILE:HB	2.03	0.41
2:G:2024:PRO:HB2	2:G:2027:ILE:HG12	2.02	0.41
2:G:2272:PRO:HA	2:G:2275:VAL:HG12	2.02	0.41
2:G:561:LEU:HD11	2:G:599:VAL:HG12	2.02	0.41
2:I:1101:ARG:HH21	2:I:1115:LEU:HB3	1.84	0.41
2:E:1764:GLY:HA3	2:E:1859:VAL:HG11	2.02	0.41
2:E:2869:ARG:HA	2:E:2872:GLN:HB3	2.01	0.41
2:G:4735:GLU:HA	2:G:4738:ALA:HB3	2.01	0.41
2:I:3674:ILE:HD11	2:I:3728:ILE:HG22	2.02	0.41
1:A:21:THR:N	1:A:107:GLU:OE1	2.43	0.41
2:B:170:ILE:HD12	2:B:197:GLN:HB3	2.02	0.41
2:B:2438:PRO:HB3	2:B:2453:ILE:HB	2.03	0.41
2:G:1189:LEU:HD12	2:G:1190:PRO:HD2	2.02	0.41
2:G:1671:ARG:NH2	2:G:1710:GLY:O	2.53	0.41
2:G:3889:GLN:HE22	2:G:3963:ASN:HB3	1.84	0.41
2:I:3552:UNK:O	2:I:3556:UNK:N	2.54	0.41
2:B:1973:GLN:O	2:B:1977:TYR:N	2.47	0.41
2:B:215:THR:HG22	2:B:273:HIS:HA	2.02	0.41
2:B:3552:UNK:O	2:B:3556:UNK:N	2.54	0.41
2:E:3889:GLN:HE22	2:E:3963:ASN:HB3	1.84	0.41
2:E:644:ILE:HA	2:E:825:PRO:HA	2.02	0.41
2:I:4172:GLU:HA	2:I:4175:ARG:HB2	2.02	0.41
2:B:939:VAL:HG22	2:B:1053:ILE:HG12	2.03	0.41
2:B:637:LEU:HD23	2:B:1637:MET:HB3	2.02	0.41
2:B:1671:ARG:NH2	2:B:1710:GLY:O	2.53	0.41
2:B:1764:GLY:HA3	2:B:1859:VAL:HG11	2.02	0.41

*Continued on next page...*

*Continued from previous page...*

Atom-1	Atom-2	Interatomic distance (Å)	Clash overlap (Å)
2:B:2272:PRO:HA	2:B:2275:VAL:HG12	2.02	0.41
2:B:3674:ILE:HD11	2:B:3728:ILE:HG22	2.02	0.41
2:B:4713:SER:HA	2:B:4718:LYS:HE2	2.02	0.41
2:B:561:LEU:HD11	2:B:599:VAL:HG12	2.02	0.41
2:E:1663:HIS:O	2:E:1667:LEU:N	2.52	0.41
2:E:4745:LEU:O	2:E:4749:GLU:N	2.46	0.41
2:G:939:VAL:HG22	2:G:1053:ILE:HG12	2.02	0.41
2:G:2438:PRO:HB3	2:G:2453:ILE:HB	2.03	0.41
2:G:3992:PHE:O	2:G:3996:PHE:N	2.44	0.41
2:G:469:ARG:HH21	2:G:3712:GLU:HB3	1.86	0.41
2:I:469:ARG:HH21	2:I:3712:GLU:HB3	1.86	0.41
2:B:1076:ARG:HD3	2:B:1237:TRP:HB2	2.02	0.41
2:E:939:VAL:HG22	2:E:1053:ILE:HG12	2.03	0.41
2:E:637:LEU:HD23	2:E:1637:MET:HB3	2.02	0.41
2:E:1685:LEU:HD22	2:E:1718:ILE:HG21	2.02	0.41
2:E:3552:UNK:O	2:E:3556:UNK:N	2.54	0.41
2:G:2185:ILE:HA	2:G:2188:ASN:ND2	2.35	0.41
2:G:2236:LEU:HD23	2:G:2275:VAL:HG21	2.02	0.41
2:G:3696:ASP:O	2:G:3700:GLN:N	2.50	0.41
2:G:470:SER:O	2:G:474:ARG:NE	2.53	0.41
2:I:2185:ILE:HA	2:I:2188:ASN:ND2	2.35	0.41
2:I:2869:ARG:HH12	2:I:2945:UNK:C	2.34	0.41
2:B:1802:ILE:HG21	2:B:1807:LEU:HD22	2.03	0.41
2:B:3658:LYS:HA	2:B:3661:TRP:CE2	2.56	0.41
2:E:3658:LYS:HA	2:E:3661:TRP:CE2	2.56	0.41
2:G:2869:ARG:HA	2:G:2872:GLN:HB3	2.01	0.41
2:I:1764:GLY:HA3	2:I:1859:VAL:HG11	2.02	0.41
2:I:2438:PRO:HB3	2:I:2453:ILE:HB	2.03	0.41
2:I:472:ARG:NH2	2:I:3712:GLU:OE2	2.54	0.41
2:I:4713:SER:HA	2:I:4718:LYS:HE2	2.02	0.41
2:I:4913:ARG:O	2:I:4917:ASP:N	2.46	0.41
2:B:134:ASP:OD1	2:B:134:ASP:N	2.50	0.41
2:B:2236:LEU:HD23	2:B:2275:VAL:HG21	2.02	0.41
2:B:4172:GLU:HA	2:B:4175:ARG:HB2	2.02	0.41
2:B:670:GLU:HG3	2:B:787:VAL:HG13	2.03	0.41
2:E:1671:ARG:NH2	2:E:1710:GLY:O	2.53	0.41
2:E:2121:PHE:O	2:E:3725:TYR:OH	2.34	0.41
2:G:3674:ILE:HD11	2:G:3728:ILE:HG22	2.02	0.41
2:I:470:SER:O	2:I:474:ARG:NE	2.53	0.41
2:E:1802:ILE:HG21	2:E:1807:LEU:HD22	2.03	0.41
2:E:215:THR:HG22	2:E:273:HIS:HA	2.02	0.41

*Continued on next page...*

*Continued from previous page...*

Atom-1	Atom-2	Interatomic distance (Å)	Clash overlap (Å)
2:G:4172:GLU:HA	2:G:4175:ARG:HB2	2.02	0.41
2:G:637:LEU:HD23	2:G:1637:MET:HB3	2.02	0.41
2:G:870:ILE:O	2:G:874:LEU:N	2.45	0.41
2:I:1671:ARG:NH2	2:I:1710:GLY:O	2.53	0.41
2:I:1685:LEU:HD22	2:I:1718:ILE:HG21	2.02	0.41
2:I:1973:GLN:HA	2:I:1976:ARG:HB3	2.03	0.41
2:I:2024:PRO:HB2	2:I:2027:ILE:HG12	2.02	0.41
2:I:583:ILE:HG13	2:I:583:ILE:H	1.65	0.41
2:I:864:PRO:HA	2:I:865:PRO:HD3	1.96	0.41
2:B:1093:GLU:OE1	2:B:1201:HIS:NE2	2.53	0.41
2:B:2869:ARG:HA	2:B:2872:GLN:HB3	2.01	0.41
2:E:1089:TYR:N	2:E:1224:GLU:O	2.54	0.41
2:E:469:ARG:HH21	2:E:3712:GLU:HB3	1.86	0.41
2:G:218:HIS:HB3	2:G:392:ARG:HE	1.86	0.41
2:G:500:ALA:HB1	2:G:504:ALA:HB2	2.04	0.41
2:G:670:GLU:HG3	2:G:787:VAL:HG13	2.03	0.41
2:I:637:LEU:HD23	2:I:1637:MET:HB3	2.02	0.41
2:I:170:ILE:HD12	2:I:197:GLN:HB3	2.02	0.41
2:I:2004:GLU:HA	2:I:2007:ASN:HB2	2.03	0.41
2:B:1154:ASP:HB3	2:B:1157:GLU:HB3	2.03	0.40
2:B:1089:TYR:N	2:B:1224:GLU:O	2.54	0.40
2:B:2185:ILE:HA	2:B:2188:ASN:ND2	2.35	0.40
2:B:3696:ASP:O	2:B:3700:GLN:N	2.50	0.40
2:E:1154:ASP:HB3	2:E:1157:GLU:HB3	2.03	0.40
2:E:1973:GLN:HA	2:E:1976:ARG:HB3	2.03	0.40
2:E:583:ILE:HA	2:E:586:ILE:HD12	2.03	0.40
2:G:4865:LYS:HG3	2:G:4875:LYS:HZ3	1.85	0.40
2:I:4239:GLU:OE2	2:I:5014:TYR:OH	2.30	0.40
2:B:469:ARG:HH21	2:B:3712:GLU:HB3	1.86	0.40
2:E:4913:ARG:O	2:E:4917:ASP:N	2.46	0.40
2:E:838:HIS:CE1	2:E:1201:HIS:HD2	2.40	0.40
2:G:1093:GLU:OE1	2:G:1201:HIS:NE2	2.53	0.40
2:G:1089:TYR:N	2:G:1224:GLU:O	2.54	0.40
2:G:215:THR:HG22	2:G:273:HIS:HA	2.02	0.40
2:G:887:ILE:HG21	2:G:959:TYR:HA	2.03	0.40
2:I:1865:MET:SD	2:I:1865:MET:N	2.95	0.40
2:I:3658:LYS:HA	2:I:3661:TRP:CE2	2.56	0.40
2:I:500:ALA:HB1	2:I:504:ALA:HB2	2.03	0.40
2:B:1973:GLN:HA	2:B:1976:ARG:HB3	2.03	0.40
2:B:2004:GLU:HA	2:B:2007:ASN:HB2	2.03	0.40
2:B:583:ILE:HA	2:B:586:ILE:HD12	2.03	0.40

*Continued on next page...*

Continued from previous page...

Atom-1	Atom-2	Interatomic distance (Å)	Clash overlap (Å)
2:E:472:ARG:NH2	2:E:3712:GLU:OE2	2.54	0.40
2:E:4172:GLU:HA	2:E:4175:ARG:HB2	2.02	0.40
2:E:4929:LEU:HD13	2:E:4929:LEU:HA	1.97	0.40
2:E:583:ILE:H	2:E:583:ILE:HG13	1.66	0.40
2:G:1076:ARG:HD3	2:G:1237:TRP:HB2	2.02	0.40
2:G:3658:LYS:HA	2:G:3661:TRP:CE2	2.56	0.40
2:I:1089:TYR:N	2:I:1224:GLU:O	2.54	0.40
2:I:2272:PRO:HA	2:I:2275:VAL:HG12	2.02	0.40
2:I:218:HIS:HB3	2:I:392:ARG:HE	1.86	0.40
2:I:4976:GLU:O	2:I:4979:THR:OG1	2.37	0.40
2:B:2022:PRO:O	2:B:2028:ARG:NH2	2.42	0.40
2:E:4571:PHE:O	2:E:4575:PHE:N	2.51	0.40
2:I:1154:ASP:HB3	2:I:1157:GLU:HB3	2.03	0.40
2:I:939:VAL:HG22	2:I:1053:ILE:HG12	2.03	0.40
2:B:2024:PRO:HB2	2:B:2027:ILE:HG12	2.02	0.40
2:B:2950:UNK:O	2:B:2954:UNK:N	2.55	0.40
2:B:4138:ASP:OD1	2:B:4138:ASP:N	2.54	0.40
2:B:887:ILE:HG21	2:B:959:TYR:HA	2.03	0.40
2:E:207:SER:OG	2:E:208:CYS:N	2.55	0.40
2:E:4138:ASP:N	2:E:4138:ASP:OD1	2.54	0.40
2:E:887:ILE:HG21	2:E:959:TYR:HA	2.03	0.40
2:G:195:PHE:HB3	2:G:196:MET:HG2	2.04	0.40
2:I:1076:ARG:HD3	2:I:1237:TRP:HB2	2.02	0.40
2:I:1093:GLU:OE1	2:I:1201:HIS:NE2	2.53	0.40
2:I:215:THR:HG22	2:I:273:HIS:HA	2.02	0.40

There are no symmetry-related clashes.

## 5.3 Torsion angles ⓘ

### 5.3.1 Protein backbone ⓘ

In the following table, the Percentiles column shows the percent Ramachandran outliers of the chain as a percentile score with respect to all PDB entries followed by that with respect to all EM entries.

The Analysed column shows the number of residues for which the backbone conformation was analysed, and the total number of residues.

Mol	Chain	Analysed	Favoured	Allowed	Outliers	Percentiles
1	A	105/108 (97%)	94 (90%)	11 (10%)	0	100 100

Continued on next page...

*Continued from previous page...*

Mol	Chain	Analysed	Favoured	Allowed	Outliers	Percentiles	
1	F	105/108 (97%)	93 (89%)	12 (11%)	0	100	100
1	H	105/108 (97%)	93 (89%)	12 (11%)	0	100	100
1	J	105/108 (97%)	93 (89%)	12 (11%)	0	100	100
2	B	3235/4416 (73%)	2929 (90%)	304 (9%)	2 (0%)	56	90
2	E	3235/4416 (73%)	2931 (91%)	302 (9%)	2 (0%)	56	90
2	G	3235/4416 (73%)	2930 (91%)	303 (9%)	2 (0%)	56	90
2	I	3235/4416 (73%)	2930 (91%)	303 (9%)	2 (0%)	56	90
All	All	13360/18096 (74%)	12093 (90%)	1259 (9%)	8 (0%)	59	90

All (8) Ramachandran outliers are listed below:

Mol	Chain	Res	Type
2	B	1708	ARG
2	I	1708	ARG
2	E	1708	ARG
2	G	1708	ARG
2	B	4641	PRO
2	I	4641	PRO
2	E	4641	PRO
2	G	4641	PRO

### 5.3.2 Protein sidechains ⓘ

In the following table, the Percentiles column shows the percent sidechain outliers of the chain as a percentile score with respect to all PDB entries followed by that with respect to all EM entries.

The Analysed column shows the number of residues for which the sidechain conformation was analysed, and the total number of residues.

Mol	Chain	Analysed	Rotameric	Outliers	Percentiles	
1	A	88/89 (99%)	88 (100%)	0	100	100
1	F	88/89 (99%)	88 (100%)	0	100	100
1	H	88/89 (99%)	88 (100%)	0	100	100
1	J	88/89 (99%)	88 (100%)	0	100	100
2	B	2493/3022 (82%)	2476 (99%)	17 (1%)	88	94
2	E	2493/3022 (82%)	2476 (99%)	17 (1%)	88	94

*Continued on next page...*

*Continued from previous page...*

Mol	Chain	Analysed	Rotameric	Outliers	Percentiles	
2	G	2493/3022 (82%)	2476 (99%)	17 (1%)	88	94
2	I	2493/3022 (82%)	2476 (99%)	17 (1%)	88	94
All	All	10324/12444 (83%)	10256 (99%)	68 (1%)	89	94

All (68) residues with a non-rotameric sidechain are listed below:

Mol	Chain	Res	Type
2	B	131	LEU
2	B	534	ARG
2	B	553	ARG
2	B	1076	ARG
2	B	1141	ARG
2	B	1600	LEU
2	B	1676	LEU
2	B	1964	ARG
2	B	3663	LEU
2	B	3787	LYS
2	B	3805	LEU
2	B	3896	ASN
2	B	4034	ASN
2	B	4085	ARG
2	B	4120	ASN
2	B	4131	ARG
2	B	4913	ARG
2	I	131	LEU
2	I	534	ARG
2	I	553	ARG
2	I	1076	ARG
2	I	1141	ARG
2	I	1600	LEU
2	I	1676	LEU
2	I	1964	ARG
2	I	3663	LEU
2	I	3787	LYS
2	I	3805	LEU
2	I	3896	ASN
2	I	4034	ASN
2	I	4085	ARG
2	I	4120	ASN
2	I	4131	ARG
2	I	4913	ARG

*Continued on next page...*

*Continued from previous page...*

Mol	Chain	Res	Type
2	E	131	LEU
2	E	534	ARG
2	E	553	ARG
2	E	1076	ARG
2	E	1141	ARG
2	E	1600	LEU
2	E	1676	LEU
2	E	1964	ARG
2	E	3663	LEU
2	E	3787	LYS
2	E	3805	LEU
2	E	3896	ASN
2	E	4034	ASN
2	E	4085	ARG
2	E	4120	ASN
2	E	4131	ARG
2	E	4913	ARG
2	G	131	LEU
2	G	534	ARG
2	G	553	ARG
2	G	1076	ARG
2	G	1141	ARG
2	G	1600	LEU
2	G	1676	LEU
2	G	1964	ARG
2	G	3663	LEU
2	G	3787	LYS
2	G	3805	LEU
2	G	3896	ASN
2	G	4034	ASN
2	G	4085	ARG
2	G	4120	ASN
2	G	4131	ARG
2	G	4913	ARG

Some sidechains can be flipped to improve hydrogen bonding and reduce clashes. All (135) such sidechains are listed below:

Mol	Chain	Res	Type
1	F	87	HIS
1	A	87	HIS
1	H	87	HIS
1	J	87	HIS

*Continued on next page...*

*Continued from previous page...*

Mol	Chain	Res	Type
2	B	57	ASN
2	B	71	GLN
2	B	111	HIS
2	B	379	HIS
2	B	383	HIS
2	B	395	GLN
2	B	413	GLN
2	B	495	ASN
2	B	582	HIS
2	B	838	HIS
2	B	1158	ASN
2	B	1598	GLN
2	B	1679	ASN
2	B	1688	HIS
2	B	1691	GLN
2	B	1719	HIS
2	B	1775	HIS
2	B	2127	GLN
2	B	3809	ASN
2	B	3889	GLN
2	B	3896	ASN
2	B	3946	GLN
2	B	3950	ASN
2	B	3960	GLN
2	B	3976	ASN
2	B	4034	ASN
2	B	4120	ASN
2	B	4728	HIS
2	B	4806	ASN
2	B	4946	GLN
2	B	5003	HIS
2	I	57	ASN
2	I	71	GLN
2	I	111	HIS
2	I	156	GLN
2	I	379	HIS
2	I	383	HIS
2	I	395	GLN
2	I	413	GLN
2	I	582	HIS
2	I	797	HIS
2	I	838	HIS

*Continued on next page...*

*Continued from previous page...*

Mol	Chain	Res	Type
2	I	1158	ASN
2	I	1598	GLN
2	I	1679	ASN
2	I	1688	HIS
2	I	1691	GLN
2	I	1719	HIS
2	I	1775	HIS
2	I	2127	GLN
2	I	3809	ASN
2	I	3830	GLN
2	I	3889	GLN
2	I	3896	ASN
2	I	3946	GLN
2	I	3950	ASN
2	I	3960	GLN
2	I	3976	ASN
2	I	4034	ASN
2	I	4120	ASN
2	I	4728	HIS
2	I	4806	ASN
2	I	4946	GLN
2	I	5003	HIS
2	E	57	ASN
2	E	71	GLN
2	E	111	HIS
2	E	156	GLN
2	E	379	HIS
2	E	383	HIS
2	E	395	GLN
2	E	413	GLN
2	E	582	HIS
2	E	765	GLN
2	E	838	HIS
2	E	1158	ASN
2	E	1598	GLN
2	E	1679	ASN
2	E	1688	HIS
2	E	1691	GLN
2	E	1719	HIS
2	E	1775	HIS
2	E	2127	GLN
2	E	3809	ASN

*Continued on next page...*

*Continued from previous page...*

Mol	Chain	Res	Type
2	E	3830	GLN
2	E	3889	GLN
2	E	3896	ASN
2	E	3946	GLN
2	E	3950	ASN
2	E	3960	GLN
2	E	3976	ASN
2	E	4034	ASN
2	E	4120	ASN
2	E	4553	ASN
2	E	4728	HIS
2	E	4806	ASN
2	E	4946	GLN
2	E	5003	HIS
2	G	57	ASN
2	G	71	GLN
2	G	111	HIS
2	G	379	HIS
2	G	383	HIS
2	G	395	GLN
2	G	413	GLN
2	G	582	HIS
2	G	797	HIS
2	G	838	HIS
2	G	1158	ASN
2	G	1598	GLN
2	G	1679	ASN
2	G	1688	HIS
2	G	1691	GLN
2	G	1719	HIS
2	G	1775	HIS
2	G	2127	GLN
2	G	3809	ASN
2	G	3830	GLN
2	G	3889	GLN
2	G	3896	ASN
2	G	3946	GLN
2	G	3950	ASN
2	G	3960	GLN
2	G	3976	ASN
2	G	4034	ASN
2	G	4120	ASN

*Continued on next page...*

*Continued from previous page...*

Mol	Chain	Res	Type
2	G	4553	ASN
2	G	4728	HIS
2	G	4806	ASN
2	G	4946	GLN
2	G	5003	HIS

### 5.3.3 RNA [i](#)

There are no RNA molecules in this entry.

## 5.4 Non-standard residues in protein, DNA, RNA chains [i](#)

There are no non-standard protein/DNA/RNA residues in this entry.

## 5.5 Carbohydrates [i](#)

There are no carbohydrates in this entry.

## 5.6 Ligand geometry [i](#)

Of 12 ligands modelled in this entry, 4 are monoatomic - leaving 8 for Mogul analysis.

In the following table, the Counts columns list the number of bonds (or angles) for which Mogul statistics could be retrieved, the number of bonds (or angles) that are observed in the model and the number of bonds (or angles) that are defined in the chemical component dictionary. The Link column lists molecule types, if any, to which the group is linked. The Z score for a bond length (or angle) is the number of standard deviations the observed value is removed from the expected value. A bond length (or angle) with  $|Z| > 2$  is considered an outlier worth inspection. RMSZ is the root-mean-square of all Z scores of the bond lengths (or angles).

Mol	Type	Chain	Res	Link	Bond lengths			Bond angles		
					Counts	RMSZ	$\# Z  > 2$	Counts	RMSZ	$\# Z  > 2$
3	ATP	B	5101	-	26,33,33	0.91	1 (3%)	26,52,52	1.57	1 (3%)
4	CFF	B	5102	-	8,15,15	2.33	3 (37%)	8,23,23	1.21	1 (12%)
3	ATP	E	5101	-	26,33,33	0.91	1 (3%)	26,52,52	1.58	1 (3%)
4	CFF	E	5102	-	8,15,15	2.31	3 (37%)	8,23,23	1.20	1 (12%)
3	ATP	G	5101	-	26,33,33	0.90	1 (3%)	26,52,52	1.58	1 (3%)
4	CFF	G	5102	-	8,15,15	2.31	3 (37%)	8,23,23	1.21	1 (12%)
3	ATP	I	5101	-	26,33,33	0.91	1 (3%)	26,52,52	1.57	1 (3%)

Mol	Type	Chain	Res	Link	Bond lengths			Bond angles		
					Counts	RMSZ	# Z  > 2	Counts	RMSZ	# Z  > 2
4	CFF	I	5102	-	8,15,15	2.31	3 (37%)	8,23,23	1.21	1 (12%)

In the following table, the Chirals column lists the number of chiral outliers, the number of chiral centers analysed, the number of these observed in the model and the number defined in the chemical component dictionary. Similar counts are reported in the Torsion and Rings columns. '-' means no outliers of that kind were identified.

Mol	Type	Chain	Res	Link	Chirals	Torsions	Rings
3	ATP	B	5101	-	-	0/18/38/38	0/3/3/3
4	CFF	B	5102	-	-	0/0/0/0	0/2/2/2
3	ATP	E	5101	-	-	0/18/38/38	0/3/3/3
4	CFF	E	5102	-	-	0/0/0/0	0/2/2/2
3	ATP	G	5101	-	-	0/18/38/38	0/3/3/3
4	CFF	G	5102	-	-	0/0/0/0	0/2/2/2
3	ATP	I	5101	-	-	0/18/38/38	0/3/3/3
4	CFF	I	5102	-	-	0/0/0/0	0/2/2/2

All (16) bond length outliers are listed below:

Mol	Chain	Res	Type	Atoms	Z	Observed(Å)	Ideal(Å)
4	B	5102	CFF	C4-N3	-4.40	1.34	1.39
4	I	5102	CFF	C4-N3	-4.40	1.34	1.39
4	E	5102	CFF	C4-N3	-4.40	1.34	1.39
4	G	5102	CFF	C4-N3	-4.37	1.34	1.39
4	B	5102	CFF	C6-N1	-3.80	1.32	1.38
4	G	5102	CFF	C6-N1	-3.80	1.32	1.38
4	E	5102	CFF	C6-N1	-3.76	1.32	1.38
4	I	5102	CFF	C6-N1	-3.70	1.32	1.38
4	B	5102	CFF	O13-C6	-2.35	1.18	1.24
4	I	5102	CFF	O13-C6	-2.35	1.18	1.24
4	E	5102	CFF	O13-C6	-2.35	1.18	1.24
4	G	5102	CFF	O13-C6	-2.31	1.18	1.24
3	E	5101	ATP	C5-C4	2.77	1.46	1.40
3	G	5101	ATP	C5-C4	2.79	1.46	1.40
3	I	5101	ATP	C5-C4	2.79	1.46	1.40
3	B	5101	ATP	C5-C4	2.82	1.46	1.40

All (8) bond angle outliers are listed below:

Mol	Chain	Res	Type	Atoms	Z	Observed(°)	Ideal(°)
3	E	5101	ATP	N3-C2-N1	-6.29	123.93	128.87
3	G	5101	ATP	N3-C2-N1	-6.28	123.94	128.87

*Continued on next page...*

*Continued from previous page...*

Mol	Chain	Res	Type	Atoms	Z	Observed(°)	Ideal(°)
3	I	5101	ATP	N3-C2-N1	-6.25	123.96	128.87
3	B	5101	ATP	N3-C2-N1	-6.23	123.98	128.87
4	B	5102	CFF	C14-N7-C8	-2.62	111.63	125.31
4	G	5102	CFF	C14-N7-C8	-2.61	111.67	125.31
4	E	5102	CFF	C14-N7-C8	-2.61	111.70	125.31
4	I	5102	CFF	C14-N7-C8	-2.60	111.72	125.31

There are no chirality outliers.

There are no torsion outliers.

There are no ring outliers.

8 monomers are involved in 8 short contacts:

Mol	Chain	Res	Type	Clashes	Symm-Clashes
3	B	5101	ATP	1	0
4	B	5102	CFF	1	0
3	E	5101	ATP	1	0
4	E	5102	CFF	1	0
3	G	5101	ATP	1	0
4	G	5102	CFF	1	0
3	I	5101	ATP	1	0
4	I	5102	CFF	1	0

## 5.7 Other polymers [i](#)

There are no such residues in this entry.

## 5.8 Polymer linkage issues [i](#)

The following chains have linkage breaks:

Mol	Chain	Number of breaks
2	G	14
2	B	14
2	I	14
2	E	14

All chain breaks are listed below:

Model	Chain	Residue-1	Atom-1	Residue-2	Atom-2	Distance (Å)
1	B	4345:UNK	C	4540:PHE	N	74.23

*Continued on next page...*

*Continued from previous page...*

Model	Chain	Residue-1	Atom-1	Residue-2	Atom-2	Distance (Å)
1	E	4345:UNK	C	4540:PHE	N	74.23
1	I	4345:UNK	C	4540:PHE	N	74.22
1	G	4345:UNK	C	4540:PHE	N	74.22
1	I	3613:UNK	C	3639:THR	N	43.91
1	B	3613:UNK	C	3639:THR	N	43.90
1	G	3613:UNK	C	3639:THR	N	43.90
1	E	3613:UNK	C	3639:THR	N	43.89
1	B	4253:GLU	C	4320:UNK	N	26.88
1	I	4253:GLU	C	4320:UNK	N	26.88
1	E	4253:GLU	C	4320:UNK	N	26.88
1	G	4253:GLU	C	4320:UNK	N	26.88
1	I	3163:UNK	C	3170:UNK	N	16.01
1	G	3163:UNK	C	3170:UNK	N	16.01
1	B	3163:UNK	C	3170:UNK	N	16.00
1	E	3163:UNK	C	3170:UNK	N	16.00
1	B	3063:UNK	C	3134:UNK	N	14.82
1	I	3063:UNK	C	3134:UNK	N	14.82
1	E	3063:UNK	C	3134:UNK	N	14.82
1	G	3063:UNK	C	3134:UNK	N	14.82
1	B	3468:UNK	C	3511:UNK	N	14.51
1	I	3468:UNK	C	3511:UNK	N	14.51
1	E	3468:UNK	C	3511:UNK	N	14.51
1	G	3468:UNK	C	3511:UNK	N	14.51
1	E	2703:UNK	C	2734:ASN	N	14.06
1	B	2703:UNK	C	2734:ASN	N	14.05
1	I	2703:UNK	C	2734:ASN	N	14.05
1	G	2703:UNK	C	2734:ASN	N	14.05
1	B	3236:UNK	C	3241:UNK	N	13.47
1	I	3236:UNK	C	3241:UNK	N	13.47
1	E	3236:UNK	C	3241:UNK	N	13.47
1	G	3236:UNK	C	3241:UNK	N	13.47
1	B	2976:UNK	C	2995:UNK	N	12.24
1	I	2976:UNK	C	2995:UNK	N	12.24
1	E	2976:UNK	C	2995:UNK	N	12.24
1	G	2976:UNK	C	2995:UNK	N	12.24
1	E	1564:UNK	C	1573:MET	N	12.12
1	G	1564:UNK	C	1573:MET	N	12.12
1	B	1564:UNK	C	1573:MET	N	12.11
1	I	1564:UNK	C	1573:MET	N	12.11
1	B	3254:UNK	C	3261:UNK	N	8.26
1	I	3254:UNK	C	3261:UNK	N	8.26
1	E	3254:UNK	C	3261:UNK	N	8.26

*Continued on next page...*

*Continued from previous page...*

Model	Chain	Residue-1	Atom-1	Residue-2	Atom-2	Distance (Å)
1	G	3254:UNK	C	3261:UNK	N	8.26
1	B	1297:UNK	C	1430:UNK	N	5.81
1	I	1297:UNK	C	1430:UNK	N	5.81
1	E	1297:UNK	C	1430:UNK	N	5.81
1	G	1297:UNK	C	1430:UNK	N	5.81
1	E	2939:ARG	C	2942:UNK	N	3.53
1	G	2939:ARG	C	2942:UNK	N	3.53
1	B	2939:ARG	C	2942:UNK	N	3.52
1	I	2939:ARG	C	2942:UNK	N	3.52
1	I	2479:LEU	C	2487:UNK	N	3.25
1	B	2479:LEU	C	2487:UNK	N	3.24
1	E	2479:LEU	C	2487:UNK	N	3.24
1	G	2479:LEU	C	2487:UNK	N	3.24